

# Marburg Race 1 Distance 1850m

Monday, 5 May 2025

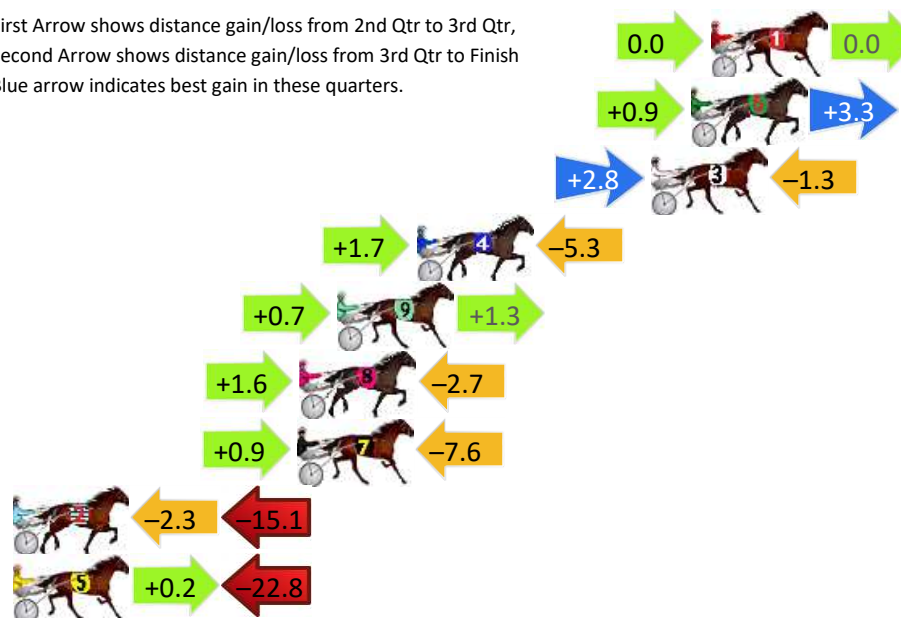
Gross Time: 2:19.90 MileRate: 2:01.70 LeadTime: 17.50s First Qtr: 32.00s Second Qtr: 31.10s Third Qtr: 29.30s Fourth Qtr: 30.00s

DATA TABLE: 800 / 400 Posi's are position from leader and (how wide the horse was at that position)

No	Horse	Plc	Mar	800 Posi	400 Posi	Time	3rd Qtr	4th Qt
1	Sooty Under Fire	1	0.0m	0.0m (0)	0.0m (0)	2:19.90	29.30s	30.00s
6	The Post Girl	2	0.8m	5.0m (0)	4.1m (0)	2:19.96	29.24s	29.76s
3	Ima Ballerina	3	2.4m	3.9m (1)	1.1m (1)	2:20.09	29.10s	30.11s
4	Cant Be Helped	4	11.8m	8.2m (1)	6.5m (1)	2:20.83	29.18s	30.45s
9	Digby Devil	5	15.0m	17.0m (1)	16.3m (2)	2:21.08	29.26s	29.98s
8	Laneys Last	6	16.5m	15.4m (0)	13.8m (0)	2:21.20	29.20s	30.28s
7	Punters Princess	7	16.6m	9.9m (0)	9.0m (0)	2:21.20	29.24s	30.64s
2	The Emulator	8	30.3m	12.9m (1)	15.2m (1)	2:22.28	29.48s	31.26s
5	Our Little Banjo	9	44.0m	21.4m (0)	21.2m (0)	2:23.36	29.30s	31.90s

## Finish Position and metres gained

First Arrow shows distance gain/loss from 2nd Qtr to 3rd Qtr,  
Second Arrow shows distance gain/loss from 3rd Qtr to Finish  
Blue arrow indicates best gain in these quarters.



800

Visual positions in race at 2nd Quarter



400

Visual positions in race at 3rd Quarter



Powered by



Harness Analyser

Sectional Analysis Software

Not just form | Free Trial

[www.facebook.com/PJHarnessRacing](http://www.facebook.com/PJHarnessRacing)



RISE Digital, Harness Racing Australia nor the provider accepts any responsibility for the completeness or accuracy of any of the information contained herein, and makes no representations about its suitability for any particular purpose. Users should make their own judgements about those matters and/or seek independent advice. You assume all risks associated with use of data provided on this page

# Marburg Race 2 Distance 1850m

Monday, 5 May 2025

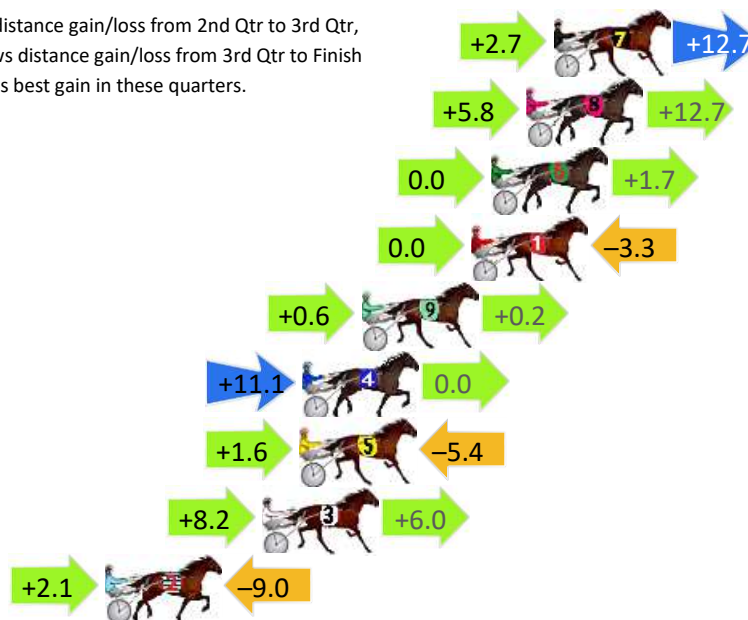
Gross Time: 2:19.30 MileRate: 2:01.20 LeadTime: 16.70s First Qtr: 31.10s Second Qtr: 30.70s Third Qtr: 30.40s Fourth Qtr: 30.40s

DATA TABLE: 800 / 400 Posi's are position from leader and (how wide the horse was at that position)

No	Horse	Plc	Mar	800 Posi	400 Posi	Time	3rd Qtr	4th Qt
7	The Blingster	1	0.0m	15.4m (1)	12.7m (2)	2:19.30	30.20s	29.44s
8	Gidup Captain	2	1.1m	19.6m (1)	13.8m (3)	2:19.39	29.96s	29.45s
6	Mustang Dude	3	2.5m	4.2m (0)	4.2m (0)	2:19.50	30.40s	30.28s
1	Tapthekeg	4	3.3m	0.0m (0)	0.0m (0)	2:19.56	30.40s	30.66s
9	Outer Change	5	7.7m	8.5m (0)	7.9m (0)	2:19.91	30.36s	30.41s
4	Shes Bewitched	6	10.1m	21.2m (0)	10.1m (1)	2:20.10	29.56s	30.44s
5	Willroby	7	10.2m	6.4m (1)	4.8m (1)	2:20.11	30.28s	30.85s
3	Mollidor	8	11.7m	25.9m (1)	17.7m (2)	2:20.23	29.78s	29.99s
2	Shakatie	9	18.0m	11.1m (1)	9.0m (2)	2:20.73	30.24s	31.15s

## Finish Position and metres gained

First Arrow shows distance gain/loss from 2nd Qtr to 3rd Qtr,  
Second Arrow shows distance gain/loss from 3rd Qtr to Finish  
Blue arrow indicates best gain in these quarters.



Visual positions in race at 2nd Quarter

800



Visual positions in race at 3rd Quarter

400



Powered by



Harness Analyser

Sectional Analysis Software

Not just form | Free Trial

[www.facebook.com/PJHarnessRacing](http://www.facebook.com/PJHarnessRacing)



RISE Digital, Harness Racing Australia nor the provider accepts any responsibility for the completeness or accuracy of any of the information contained herein, and makes no representations about its suitability for any particular purpose. Users should make their own judgements about those matters and/or seek independent advice. You assume all risks associated with use of data provided on this page

# Marburg Race 3 Distance 1850m

Monday, 5 May 2025

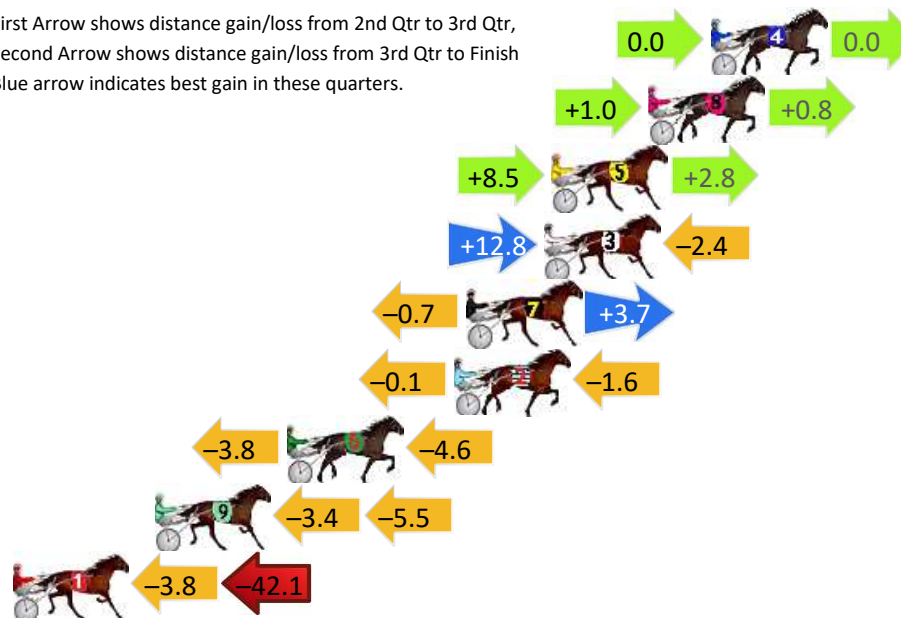
Gross Time: 2:20.10 MileRate: 2:01.90 LeadTime: 17.40s First Qtr: 30.90s Second Qtr: 32.30s Third Qtr: 30.10s Fourth Qtr: 29.40s

DATA TABLE: 800 / 400 Posi's are position from leader and (how wide the horse was at that position)

No	Horse	Plc	Mar	800 Posi	400 Posi	Time	3rd Qtr	4th Qt
4	My Ultimate Rudi	1	0.0m	0.0m (0)	0.0m (0)	2:20.10	30.10s	29.40s
8	Our Dolly	2	2.5m	4.3m (1)	3.3m (1)	2:20.29	30.02s	29.35s
5	Rocknroll Da Gama	3	6.4m	17.7m (0)	9.2m (2)	2:20.59	29.46s	29.21s
3	Chanceless Century	4	6.7m	17.1m (1)	4.3m (2)	2:20.62	29.14s	29.60s
7	Takidah	5	9.8m	12.8m (1)	13.5m (1)	2:20.86	30.14s	29.16s
2	Todays Hero	6	10.3m	8.6m (1)	8.7m (1)	2:20.89	30.10s	29.55s
6	Shezamaterialgirl	7	17.0m	8.6m (0)	12.4m (0)	2:21.41	30.38s	29.79s
9	Bustn Feelz Good	8	22.3m	13.4m (0)	16.8m (0)	2:21.82	30.34s	29.88s
1	Stars Of America	9	50.2m	4.3m (0)	8.1m (0)	2:23.97	30.38s	32.67s

## Finish Position and metres gained

First Arrow shows distance gain/loss from 2nd Qtr to 3rd Qtr,  
Second Arrow shows distance gain/loss from 3rd Qtr to Finish  
Blue arrow indicates best gain in these quarters.



800

Visual positions in race at 2nd Quarter



400

Visual positions in race at 3rd Quarter



Powered by



Harness Analyser

Sectional Analysis Software

Not just form | Free Trial

[www.facebook.com/PJHarnessRacing](http://www.facebook.com/PJHarnessRacing)



RISE Digital, Harness Racing Australia nor the provider accepts any responsibility for the completeness or accuracy of any of the information contained herein, and makes no representations about its suitability for any particular purpose. Users should make their own judgements about those matters and/or seek independent advice. You assume all risks associated with use of data provided on this page

# Marburg Race 4 Distance 1850m

Monday, 5 May 2025


Gross Time: 2:18.80 MileRate: 2:00.80 LeadTime: 16.40s First Qtr: 32.20s Second Qtr: 31.90s Third Qtr: 29.70s Fourth Qtr: 28.60s

DATA TABLE: 800 / 400 Posi's are position from leader and (how wide the horse was at that position)

NoHorse	Plc	Mar	800 Posi	400 Posi	Time	3rd Qtr	4th Qt
1 Man Of Action	1	0.0m	0.0m (0)	0.0m (0)	2:18.80	29.70s	28.60s
2 Batman Bart	2	7.9m	4.3m (0)	4.4m (0)	2:19.39	29.70s	28.87s
3 Altana Blue	3	9.5m	8.7m (1)	6.1m (1)	2:19.51	29.50s	28.87s
7 Skippers Swan Song	4	22.5m	13.6m (0)	13.8m (0)	2:20.49	29.70s	29.29s
5 Gracenava	5	22.9m	21.7m (1)	13.3m (1)	2:20.52	29.06s	29.36s
9 Doolittle Doozzie	6	23.8m	16.8m (1)	13.8m (2)	2:20.59	29.46s	29.39s
6 Hawke Eye	7	24.3m	9.2m (0)	9.9m (0)	2:20.62	29.74s	29.70s
8 Lovin Miss Dixie	8	24.8m	12.5m (1)	9.9m (2)	2:20.66	29.50s	29.74s
4 Geldof	9	36.3m	3.8m (1)	4.4m (2)	2:21.53	29.74s	31.01s

## Finish Position and metres gained

First Arrow shows distance gain/loss from 2nd Qtr to 3rd Qtr,  
Second Arrow shows distance gain/loss from 3rd Qtr to Finish  
Blue arrow indicates best gain in these quarters.



800

Visual positions in race at 2nd Quarter



400

Visual positions in race at 3rd Quarter



Powered by



Harness Analyser

Sectional Analysis Software

Not just form | Free Trial

[www.facebook.com/PJHarnessRacing](http://www.facebook.com/PJHarnessRacing)



RISE Digital, Harness Racing Australia nor the provider accepts any responsibility for the completeness or accuracy of any of the information contained herein, and makes no representations about its suitability for any particular purpose. Users should make their own judgements about those matters and/or seek independent advice. You assume all risks associated with use of data provided on this page



# Marburg Race 5 Distance 1850m

Monday, 5 May 2025

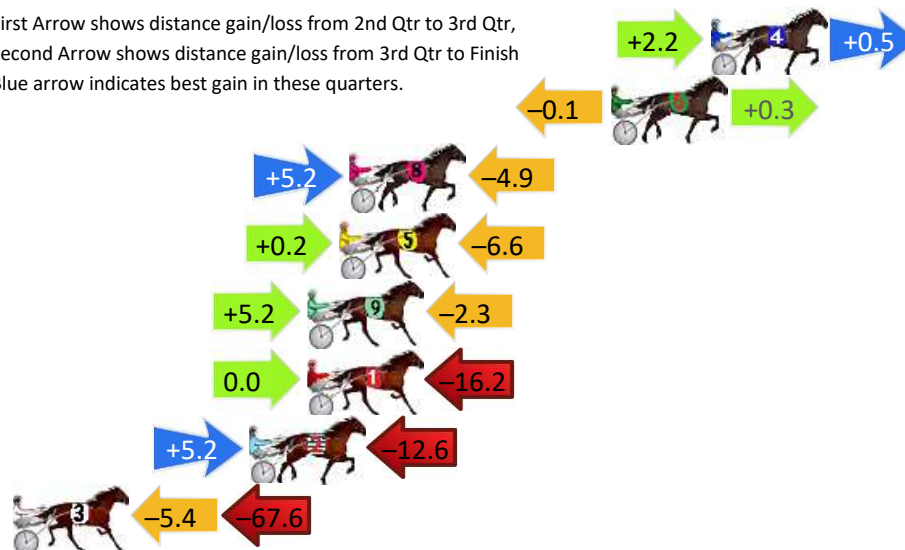
Gross Time: 2:18.80 MileRate: 2:00.70 LeadTime: 16.40s First Qtr: 30.20s Second Qtr: 31.80s Third Qtr: 30.40s Fourth Qtr: 30.00s

DATA TABLE: 800 / 400 Posi's are position from leader and (how wide the horse was at that position)

NoHorse	Plc	Mar	800 Posi	400 Posi	Time	3rd Qtr	4th Qt
4 Shes In Line	1	0.0m	2.7m (1)	0.5m (1)	2:18.80	30.24s	29.96s
6 Party Changer	2	4.0m	4.2m (0)	4.3m (0)	2:19.11	30.40s	29.99s
8 Write About Angus	3	14.5m	14.8m (1)	9.6m (2)	2:19.94	30.00s	30.42s
5 Captain Foxtrot	4	14.9m	8.5m (0)	8.3m (0)	2:19.97	30.38s	30.55s
9 Jakki Mun	5	16.2m	19.1m (1)	13.9m (2)	2:20.07	30.00s	30.23s
1 The Mighty Mondo	6	16.2m	0.0m (0)	0.0m (0)	2:20.07	30.40s	31.27s
2 The Black Fox	7	18.5m	11.1m (1)	5.9m (1)	2:20.25	30.00s	31.01s
3 Hurrikane Jewels	8	79.9m	6.9m (1)	12.3m (1)	2:25.08	30.80s	35.36s

## Finish Position and metres gained

First Arrow shows distance gain/loss from 2nd Qtr to 3rd Qtr,  
Second Arrow shows distance gain/loss from 3rd Qtr to Finish  
Blue arrow indicates best gain in these quarters.



800

Visual positions in race at 2nd Quarter



400

Visual positions in race at 3rd Quarter



Powered by



Harness Analyser

Sectional Analysis Software

Not just form | Free Trial

[www.facebook.com/PJHarnessRacing](http://www.facebook.com/PJHarnessRacing)



RISE Digital, Harness Racing Australia nor the provider accepts any responsibility for the completeness or accuracy of any of the information contained herein, and makes no representations about its suitability for any particular purpose. Users should make their own judgements about those matters and/or seek independent advice. You assume all risks associated with use of data provided on this page

# Marburg Race 6 Distance 2200m

Monday, 5 May 2025

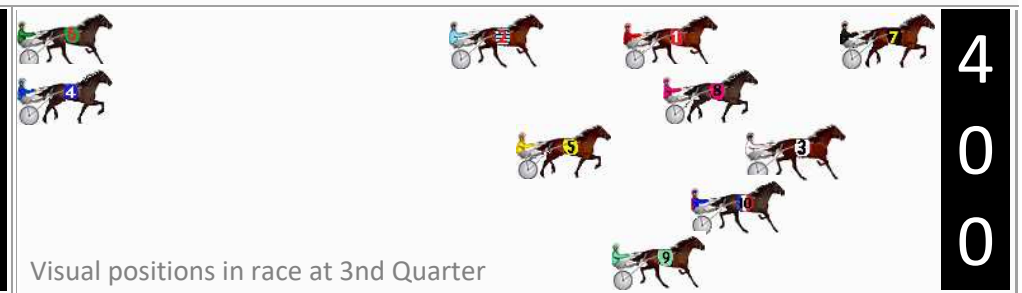

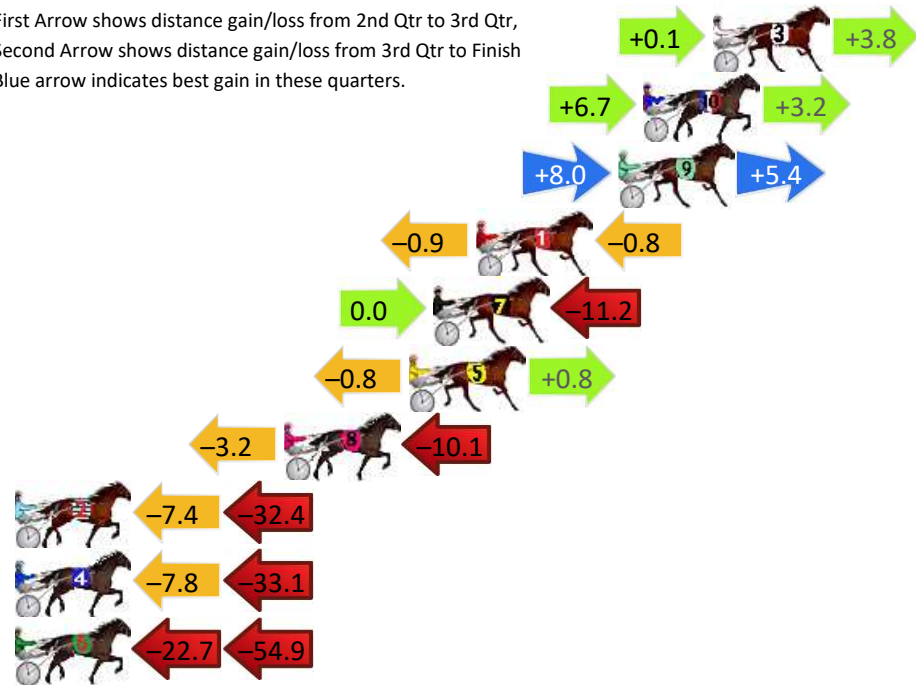
Gross Time: 2:45.90 MileRate: 2:01.30 LeadTime: 45.50s First Qtr: 30.10s Second Qtr: 31.00s Third Qtr: 29.10s Fourth Qtr: 30.20s

DATA TABLE: 800 / 400 Posi's are position from leader and (how wide the horse was at that position)

No	Horse	Plc	Mar	800 Posi	400 Posi	Time	3rd Qtr	4th Qt
3	One Last Roll	1	0.0m	3.9m (0)	3.8m (2)	2:45.90	29.10s	29.92s
10	Madrigal	2	2.8m	12.7m (2)	6.0m (3)	2:46.12	28.62s	29.98s
9	Rock Supreme	3	3.8m	17.2m (1)	9.2m (4)	2:46.20	28.54s	29.82s
1	Beau Steele	4	9.5m	7.8m (0)	8.7m (0)	2:46.65	29.18s	30.31s
7	Azor Ahai	5	11.2m	0.0m (0)	0.0m (0)	2:46.79	29.10s	31.09s
5	Specialandiknowit	6	12.2m	12.2m (0)	13.0m (2)	2:46.86	29.18s	30.20s
8	Misty Creek	7	17.2m	3.9m (1)	7.1m (1)	2:47.26	29.34s	31.04s
2	Could It Be Me	8	48.1m	8.3m (1)	15.7m (0)	2:49.70	29.66s	32.84s
4	Williewa Lightning	9	87.9m	47.0m (0)	54.8m (1)	2:52.85	29.74s	33.11s
6	Riveered	10	109.7m	32.1m (0)	54.8m (0)	2:54.57	30.82s	34.83s

## Finish Position and metres gained

First Arrow shows distance gain/loss from 2nd Qtr to 3rd Qtr,  
Second Arrow shows distance gain/loss from 3rd Qtr to Finish  
Blue arrow indicates best gain in these quarters.



Powered by



Harness Analyser

Sectional Analysis Software

Not just form | Free Trial

[www.facebook.com/PJHarnessRacing](http://www.facebook.com/PJHarnessRacing)



RISE Digital, Harness Racing Australia nor the provider accepts any responsibility for the completeness or accuracy of any of the information contained herein, and makes no representations about its suitability for any particular purpose. Users should make their own judgements about those matters and/or seek independent advice. You assume all risks associated with use of data provided on this page

# Marburg Race 7 Distance 1850m

Monday, 5 May 2025


Gross Time: 2:18.20 MileRate: 2:00.20 LeadTime: 16.40s First Qtr: 30.70s Second Qtr: 31.20s Third Qtr: 29.60s Fourth Qtr: 30.30s

DATA TABLE: 800 / 400 Posi's are position from leader and (how wide the horse was at that position)

No	Horse	Plc	Mar	800 Posi	400 Posi	Time	3rd Qtr	4th Qt
9	Keayang Tara	1	0.0m	8.7m (0)	8.6m (0)	2:18.20	29.60s	29.66s
1	My Ultimate Louie	2	11.8m	0.0m (0)	0.0m (0)	2:19.14	29.60s	31.24s
7	Night Ninja	3	14.4m	13.6m (1)	10.2m (1)	2:19.34	29.36s	30.68s
6	Aunty Frances	4	18.1m	4.4m (0)	4.3m (0)	2:19.64	29.60s	31.42s
3	Doolittle Days	5	24.5m	24.5m (1)	17.2m (0)	2:20.14	29.08s	30.96s
5	Jimmy Bling	6	26.7m	18.5m (1)	11.8m (2)	2:20.32	29.12s	31.54s
2	Doc Harvey	7	27.5m	9.8m (1)	8.1m (2)	2:20.38	29.48s	31.88s
4	Royal Winkle	8	30.3m	4.9m (1)	5.4m (1)	2:20.60	29.64s	32.30s

## Finish Position and metres gained

First Arrow shows distance gain/loss from 2nd Qtr to 3rd Qtr,  
Second Arrow shows distance gain/loss from 3rd Qtr to Finish  
Blue arrow indicates best gain in these quarters.



800

Visual positions in race at 2nd Quarter



400

Visual positions in race at 3rd Quarter



Powered by



Harness Analyser

Sectional Analysis Software

Not just form | Free Trial

[www.facebook.com/PJHarnessRacing](http://www.facebook.com/PJHarnessRacing)



RISE Digital, Harness Racing Australia nor the provider accepts any responsibility for the completeness or accuracy of any of the information contained herein, and makes no representations about its suitability for any particular purpose. Users should make their own judgements about those matters and/or seek independent advice. You assume all risks associated with use of data provided on this page