

Marburg Race 1 Distance 1850m

Sunday, 18 May 2025


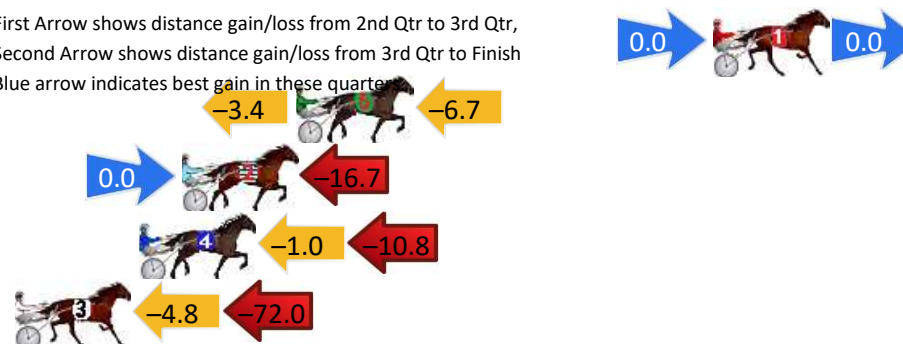
Gross Time: 2:17.20 MileRate: 1:59.40 LeadTime: 16.50s First Qtr: 30.70s Second Qtr: 31.30s Third Qtr: 29.60s Fourth Qtr: 29.10s

DATA TABLE: 800 / 400 Posi's are position from leader and (how wide the horse was at that position)

NoHorse	Plc	Mar	800 Posi	400 Posi	Time	3rd Qtr	4th Qt
1 Black Gemstone	1	0.0m	0.0m (0)	0.0m (0)	2:17.20	29.60s	29.10s
6 Gleneagle Hunter	2	16.7m	6.6m (1)	10.0m (2)	2:18.47	29.85s	29.58s
2 Thesharkinside	3	21.3m	4.6m (0)	4.6m (0)	2:18.83	29.61s	30.31s
4 Laneys Last	4	23.0m	11.2m (1)	12.2m (3)	2:18.96	29.68s	29.88s
3 Ima Ballerina	5	79.2m	2.4m (1)	7.2m (1)	2:23.25	29.99s	34.31s

Finish Position and metres gained

First Arrow shows distance gain/loss from 2nd Qtr to 3rd Qtr,
Second Arrow shows distance gain/loss from 3rd Qtr to Finish
Blue arrow indicates best gain in these quarters



Visual positions in race at 2nd Quarter



Visual positions in race at 3rd Quarter

Marburg Race 2 Distance 1850m

Sunday, 18 May 2025

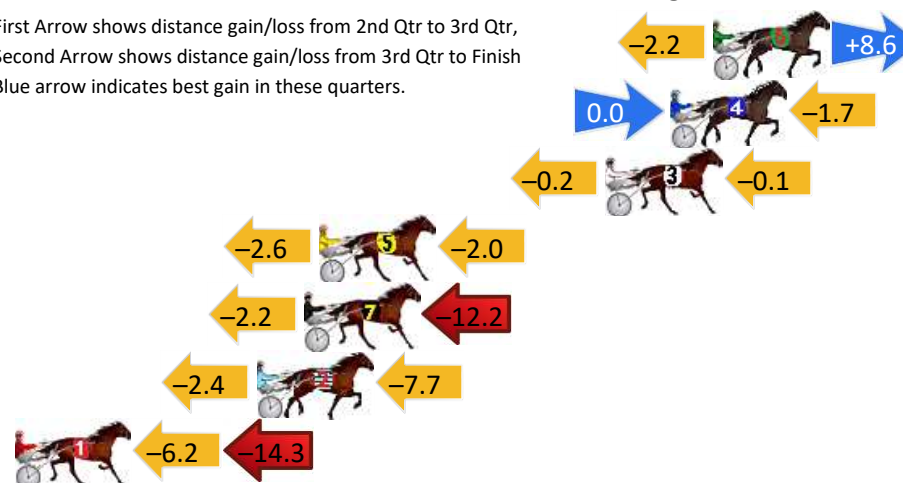
Gross Time: 2:19.30 MileRate: 2:01.20 LeadTime: 16.70s First Qtr: 31.70s Second Qtr: 32.00s Third Qtr: 28.80s Fourth Qtr: 30.10s

DATA TABLE: 800 / 400 Posi's are position from leader and (how wide the horse was at that position)

NoHorse	Plc	Mar	800 Posi	400 Posi	Time	3rd Qtr	4th Qt
6 Aladdin Sane	1	0.0m	6.4m (1)	8.6m (1)	2:19.30	28.97s	29.46s
4 Ysmir	2	1.7m	0.0m (0)	0.0m (0)	2:19.43	28.80s	30.23s
3 Natty Pagger	3	4.3m	4.0m (0)	4.2m (0)	2:19.64	28.81s	30.11s
5 Getoverrover	4	15.8m	11.2m (1)	13.8m (1)	2:20.55	28.99s	30.25s
7 Kivici	5	16.4m	2.0m (1)	4.2m (1)	2:20.59	28.94s	31.01s
2 Milly An Eyre	6	18.3m	8.2m (0)	10.6m (0)	2:20.74	28.96s	30.68s
1 The Emulator	7	32.9m	12.4m (0)	18.6m (0)	2:21.89	29.23s	31.17s

Finish Position and metres gained

First Arrow shows distance gain/loss from 2nd Qtr to 3rd Qtr,
Second Arrow shows distance gain/loss from 3rd Qtr to Finish
Blue arrow indicates best gain in these quarters.



800

Visual positions in race at 2nd Quarter



400

Visual positions in race at 3rd Quarter



Powered by



Harness Analyser

Sectional Analysis Software

Not just form | Free Trial

www.facebook.com/PJHarnessRacing



RISE Digital, Harness Racing Australia nor the provider accepts any responsibility for the completeness or accuracy of any of the information contained herein, and makes no representations about its suitability for any particular purpose. Users should make their own judgements about those matters and/or seek independent advice. You assume all risks associated with use of data provided on this page

Marburg Race 3 Distance 1850m

Sunday, 18 May 2025

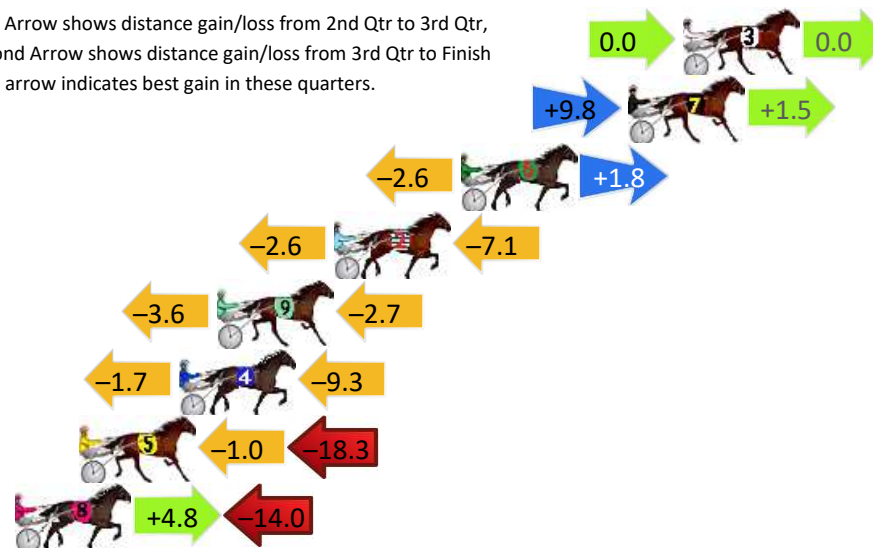
Gross Time: 2:19.40 MileRate: 2:01.30 LeadTime: 16.40s First Qtr: 31.50s Second Qtr: 31.10s Third Qtr: 29.80s Fourth Qtr: 30.60s

DATA TABLE: 800 / 400 Posi's are position from leader and (how wide the horse was at that position)

No	Horse	Plc	Mar	800 Posi	400 Posi	Time	3rd Qtr	4th Qt
3	Rocco Variety	1	0.0m	0.0m (0)	0.0m (0)	2:19.40	29.80s	30.60s
7	Outer Change	2	2.2m	13.5m (1)	3.7m (2)	2:19.58	29.08s	30.50s
6	Melton Schleger	3	8.9m	8.1m (0)	10.7m (1)	2:20.11	30.00s	30.51s
2	Takidah	4	14.0m	4.3m (0)	6.9m (0)	2:20.52	30.00s	31.20s
9	Mustang Dude	5	18.7m	12.4m (0)	16.0m (0)	2:20.90	30.08s	30.90s
4	Todays Hero	6	20.2m	9.2m (1)	10.9m (2)	2:21.02	29.94s	31.40s
5	Signor Jujon	7	24.2m	4.9m (1)	5.9m (1)	2:21.34	29.88s	32.10s
8	Nuclear Bling	8	26.8m	17.6m (1)	12.8m (3)	2:21.55	29.46s	31.79s

Finish Position and metres gained

First Arrow shows distance gain/loss from 2nd Qtr to 3rd Qtr,
Second Arrow shows distance gain/loss from 3rd Qtr to Finish
Blue arrow indicates best gain in these quarters.



800

Visual positions in race at 2nd Quarter



400

Visual positions in race at 3rd Quarter



Powered by



Harness Analyser

Sectional Analysis Software

Not just form | Free Trial

www.facebook.com/PJHarnessRacing



RISE Digital, Harness Racing Australia nor the provider accepts any responsibility for the completeness or accuracy of any of the information contained herein, and makes no representations about its suitability for any particular purpose. Users should make their own judgements about those matters and/or seek independent advice. You assume all risks associated with use of data provided on this page

Marburg Race 4 Distance 1850m

Sunday, 18 May 2025

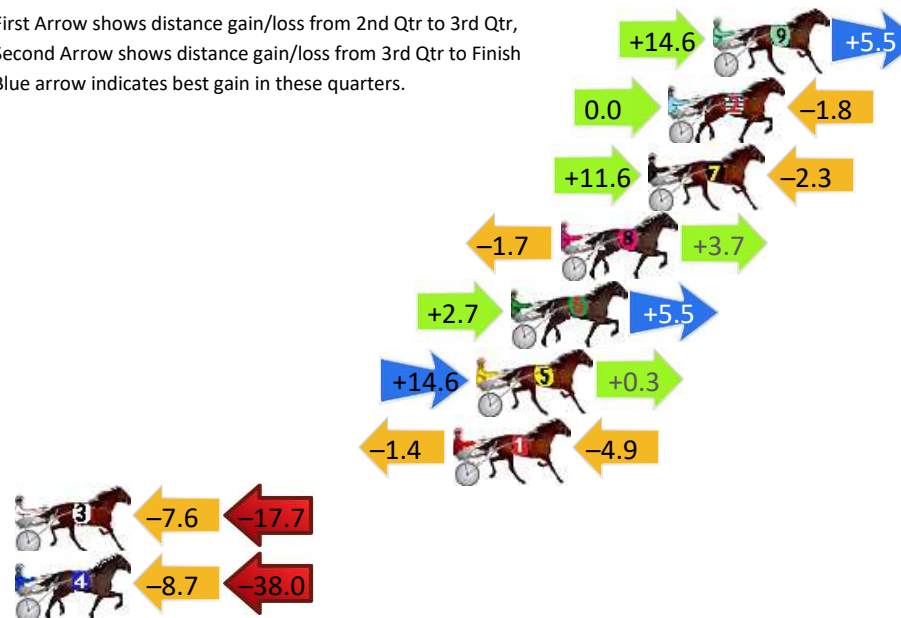
Gross Time: 2:20.20 MileRate: 2:02.00 LeadTime: 17.00s First Qtr: 31.70s Second Qtr: 32.40s Third Qtr: 29.70s Fourth Qtr: 29.40s

DATA TABLE: 800 / 400 Posi's are position from leader and (how wide the horse was at that position)

NoHorse	Plc	Mar	800 Posi	400 Posi	Time	3rd Qtr	4th Qt
9 Major Generaljupon	1	0.0m	20.1m (1)	5.5m (1)	2:20.20	28.62s	29.00s
2 Mollidor	2	1.8m	0.0m (0)	0.0m (0)	2:20.34	29.70s	29.54s
7 A Rocknroll Star	3	2.6m	11.9m (1)	0.3m (1)	2:20.40	28.84s	29.58s
8 Doc Harvey	4	6.1m	8.1m (0)	9.8m (0)	2:20.67	29.82s	29.15s
6 Captain Oh Captain	5	8.1m	16.3m (1)	13.6m (2)	2:20.82	29.50s	29.02s
5 Rocknroll Da Gama	6	9.5m	24.4m (1)	9.8m (2)	2:20.93	28.62s	29.41s
1 Beyonski	7	10.4m	4.1m (0)	5.5m (0)	2:21.00	29.80s	29.80s
3 Spice Boy	8	32.4m	7.1m (1)	14.7m (0)	2:22.70	30.26s	30.82s
4 Shakatie	9	50.0m	3.3m (1)	12.0m (1)	2:24.05	30.34s	32.37s

Finish Position and metres gained

First Arrow shows distance gain/loss from 2nd Qtr to 3rd Qtr,
Second Arrow shows distance gain/loss from 3rd Qtr to Finish
Blue arrow indicates best gain in these quarters.



800

Visual positions in race at 2nd Quarter



400

Visual positions in race at 3rd Quarter



Powered by



Harness Analyser

Sectional Analysis Software

Not just form | Free Trial

www.facebook.com/PJHarnessRacing



RISE Digital, Harness Racing Australia nor the provider accepts any responsibility for the completeness or accuracy of any of the information contained herein, and makes no representations about its suitability for any particular purpose. Users should make their own judgements about those matters and/or seek independent advice. You assume all risks associated with use of data provided on this page

Marburg Race 5 Distance 1850m

Sunday, 18 May 2025


Gross Time: 2:16.60 MileRate: 1:58.90 LeadTime: 16.50s First Qtr: 30.60s Second Qtr: 31.30s Third Qtr: 28.80s Fourth Qtr: 29.40s

DATA TABLE: 800 / 400 Posi's are position from leader and (how wide the horse was at that position)

No	Horse	Plc	Mar	800 Posi	400 Posi	Time	3rd Qtr	4th Qt
3	Scrubby	1	0.0m	0.0m (0)	0.0m (0)	2:16.60	28.80s	29.40s
1	Tulhurst Smoocher	2	8.7m	5.0m (0)	4.2m (0)	2:17.27	28.74s	29.77s
2	Could It Be Me	3	14.7m	12.9m (1)	9.4m (2)	2:17.73	28.56s	29.85s
6	Aunty Frances	4	15.7m	10.1m (0)	8.3m (0)	2:17.81	28.68s	30.01s
5	Hawke Eye	5	18.7m	16.2m (0)	14.1m (1)	2:18.04	28.66s	29.82s
7	Skippers Swan Song	6	20.4m	17.3m (1)	13.8m (2)	2:18.17	28.56s	29.97s
9	The Blingster	7	23.8m	22.4m (1)	18.5m (1)	2:18.43	28.54s	29.89s
4	Saint Louis Beat	8	29.5m	6.2m (1)	5.5m (1)	2:18.87	28.76s	31.27s
8	Convair Hustler	9	44.9m	26.3m (2)	20.5m (2)	2:20.06	28.40s	31.38s

Finish Position and metres gained

First Arrow shows distance gain/loss from 2nd Qtr to 3rd Qtr,
Second Arrow shows distance gain/loss from 3rd Qtr to Finish
Blue arrow indicates best gain in these quarters.



Visual positions in race at 2nd Quarter



Visual positions in race at 3rd Quarter



Powered by



Harness Analyser

Sectional Analysis Software

Not just form | Free Trial

www.facebook.com/PJHarnessRacing



RISE Digital, Harness Racing Australia nor the provider accepts any responsibility for the completeness or accuracy of any of the information contained herein, and makes no representations about its suitability for any particular purpose. Users should make their own judgements about those matters and/or seek independent advice. You assume all risks associated with use of data provided on this page

Marburg Race 6 Distance 1850m

Sunday, 18 May 2025



Gross Time: 2:18.00 MileRate: 2:00.00 LeadTime: 16.70s First Qtr: 30.60s Second Qtr: 31.60s Third Qtr: 30.00s Fourth Qtr: 29.10s

DATA TABLE: 800 / 400 Posi's are position from leader and (how wide the horse was at that position)

No	Horse	Plc	Mar	800 Posi	400 Posi	Time	3rd Qtr	4th Qt
8	October Racketeer	1	0.0m	13.4m (1)	6.0m (1)	2:18.00	29.44s	28.66s
2	My Ultimate Louie	2	17.3m	0.0m (0)	0.0m (0)	2:19.32	30.00s	30.42s
3	Doolittle Doozie	3	18.8m	20.9m (1)	13.6m (2)	2:19.44	29.44s	29.54s
1	Sporty Azz	4	23.9m	4.8m (0)	4.9m (0)	2:19.82	30.00s	30.56s
7	Night Ninja	5	32.6m	9.1m (1)	19.1m (2)	2:20.49	30.72s	30.19s
5	Scores	6	41.7m	23.1m (0)	15.3m (0)	2:21.18	29.40s	31.16s
9	Williewa Lightning	7	43.1m	25.8m (1)	19.6m (3)	2:21.29	29.52s	30.95s
6	Tarifa Girl	8	44.8m	17.2m (2)	12.0m (1)	2:21.42	29.60s	31.64s
4	Hes Regal	9	86.3m	5.4m (1)	17.4m (1)	2:24.59	30.88s	34.41s

Finish Position and metres gained

First Arrow shows distance gain/loss from 2nd Qtr to 3rd Qtr,
Second Arrow shows distance gain/loss from 3rd Qtr to Finish
Blue arrow indicates best gain in these quarters.



Visual positions in race at 2nd Quarter

800



Visual positions in race at 3rd Quarter

400



Powered by



Harness Analyser

Sectional Analysis Software

Not just form | Free Trial

www.facebook.com/PJHarnessRacing



RISE Digital, Harness Racing Australia nor the provider accepts any responsibility for the completeness or accuracy of any of the information contained herein, and makes no representations about its suitability for any particular purpose. Users should make their own judgements about those matters and/or seek independent advice. You assume all risks associated with use of data provided on this page

Marburg Race 7 Distance 1850m

Sunday, 18 May 2025

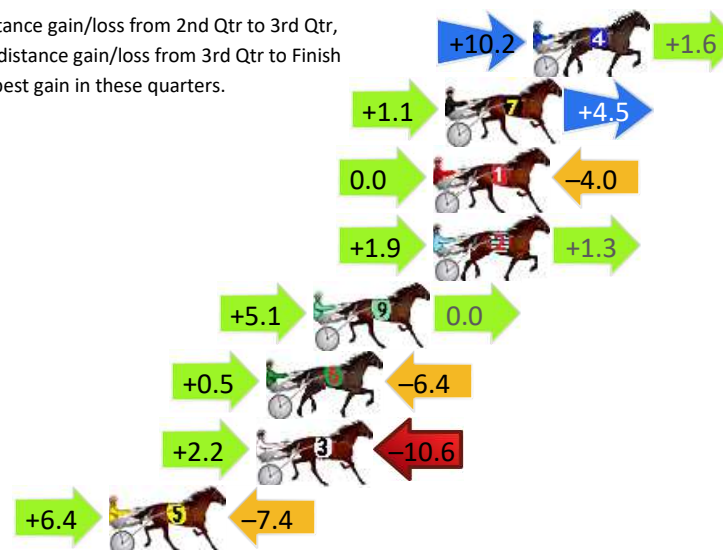
Gross Time: 2:19.60 MileRate: 2:01.40 LeadTime: 15.70s First Qtr: 30.80s Second Qtr: 32.70s Third Qtr: 30.10s Fourth Qtr: 30.30s

DATA TABLE: 800 / 400 Posi's are position from leader and (how wide the horse was at that position)

NoHorse	Plc	Mar	800 Posi	400 Posi	Time	3rd Qtr	4th Qt
4 Major Slip Up	1	0.0m	11.8m (2)	1.6m (2)	2:19.60	29.34s	30.18s
7 Ultimate Hunter	2	3.5m	9.1m (0)	8.0m (0)	2:19.88	30.02s	29.98s
1 Melton Insulted	3	4.0m	0.0m (0)	0.0m (0)	2:19.92	30.10s	30.62s
2 Major Tralee	3	4.0m	7.2m (1)	5.3m (2)	2:19.92	29.96s	30.22s
9 Lulu Lucifer	5	8.8m	13.9m (0)	8.8m (1)	2:20.30	29.72s	30.34s
6 Sporting Tristar	6	10.7m	4.8m (0)	4.3m (0)	2:20.45	30.06s	30.83s
3 Designer Jewel	7	11.1m	2.7m (1)	0.5m (1)	2:20.48	29.94s	31.14s
5 Write About Angus	8	17.0m	16.0m (2)	9.6m (2)	2:20.95	29.62s	30.93s

Finish Position and metres gained

First Arrow shows distance gain/loss from 2nd Qtr to 3rd Qtr,
Second Arrow shows distance gain/loss from 3rd Qtr to Finish
Blue arrow indicates best gain in these quarters.



800

Visual positions in race at 2nd Quarter



400

Visual positions in race at 3rd Quarter

