

Marburg Race 1 Distance 1850m

Sunday, 25 May 2025


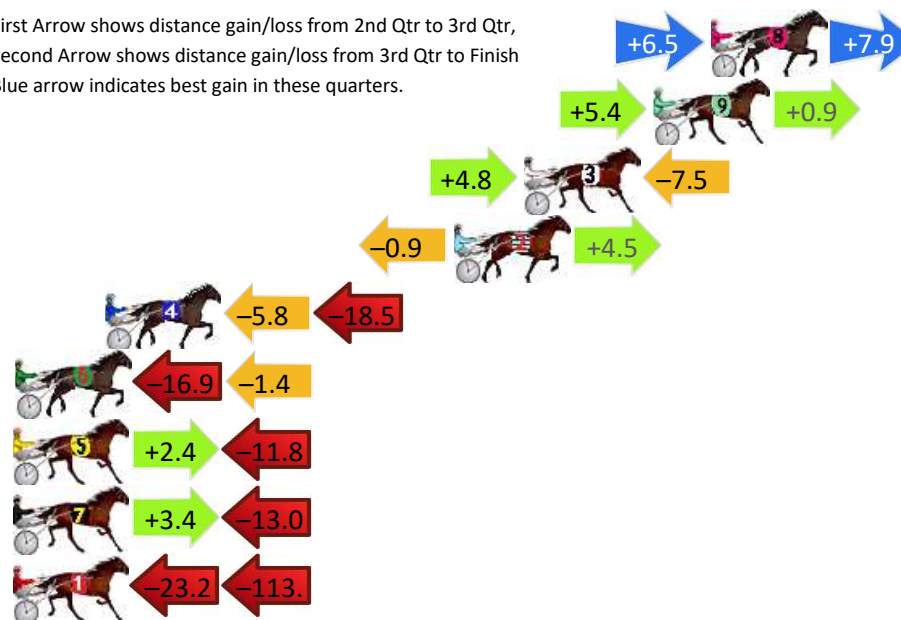
Gross Time: 2:18.40 MileRate: 2:00.40 LeadTime: 16.20s First Qtr: 30.10s Second Qtr: 31.30s Third Qtr: 30.10s Fourth Qtr: 30.70s

DATA TABLE: 800 / 400 Posi's are position from leader and (how wide the horse was at that position)

NoHorse	Plc	Mar	800 Posi	400 Posi	Time	3rd Qtr	4th Qt
8 Victree Atom	1	0.0m	14.4m (1)	7.9m (1)	2:18.40	29.62s	30.10s
9 I Am Caesar	2	2.3m	8.6m (1)	3.2m (1)	2:18.58	29.70s	30.64s
3 Ima Ballerina	3	7.5m	4.8m (1)	0.0m (0)	2:19.00	29.74s	31.30s
2 Laneys Last	4	10.3m	13.9m (0)	14.8m (0)	2:19.23	30.18s	30.41s
4 Sono Grosso	5	24.3m	0.0m (0)	5.8m (0)	2:20.35	30.54s	32.21s
6 Punters Princess	6	27.9m	9.6m (0)	26.5m (1)	2:20.64	31.38s	30.94s
5 Thefaultinmystars	7	28.7m	19.3m (2)	16.9m (1)	2:20.71	29.94s	31.73s
7 Wicked Mack	8	31.0m	21.4m (1)	18.0m (2)	2:20.89	29.86s	31.83s
1 Starzzzonthewater	9	142.1m	5.4m (0)	28.6m (0)	2:29.81	31.86s	39.95s

Finish Position and metres gained

First Arrow shows distance gain/loss from 2nd Qtr to 3rd Qtr,
Second Arrow shows distance gain/loss from 3rd Qtr to Finish
Blue arrow indicates best gain in these quarters.



Visual positions in race at 2nd Quarter



Visual positions in race at 3rd Quarter



Powered by



Harness Analyser

Sectional Analysis Software

Not just form | Free Trial

www.facebook.com/PJHarnessRacing



RISE Digital, Harness Racing Australia nor the provider accepts any responsibility for the completeness or accuracy of any of the information contained herein, and makes no representations about its suitability for any particular purpose. Users should make their own judgements about those matters and/or seek independent advice. You assume all risks associated with use of data provided on this page

Marburg Race 2 Distance 1850m

Sunday, 25 May 2025

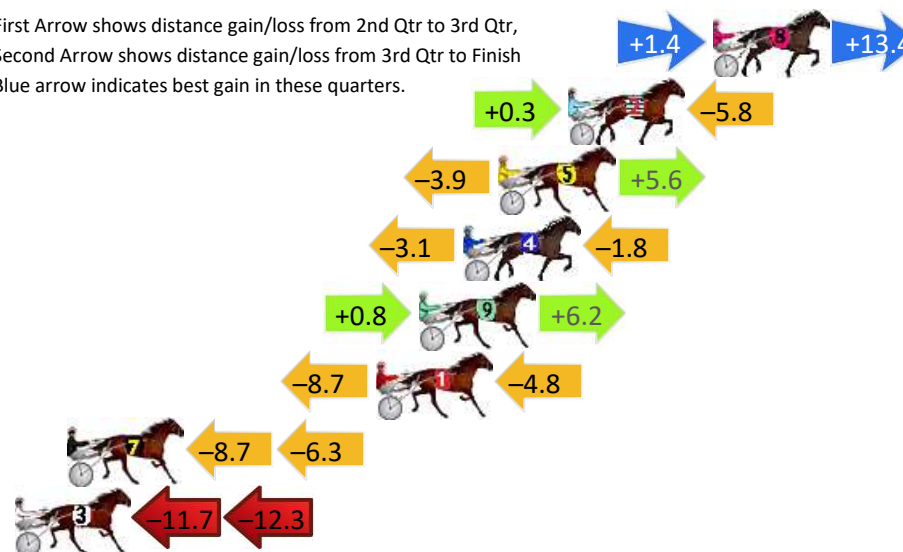
Gross Time: 2:17.80 MileRate: 1:59.90 LeadTime: 16.50s First Qtr: 31.50s Second Qtr: 30.70s Third Qtr: 28.20s Fourth Qtr: 30.90s

DATA TABLE: 800 / 400 Posi's are position from leader and (how wide the horse was at that position)

NoHorse	Plc	Mar	800 Posi	400 Posi	Time	3rd Qtr	4th Qt
8 Captain Oh Captain	1	0.0m	14.8m (1)	13.4m (2)	2:17.80	28.14s	29.92s
2 Jilliby Panda	2	5.8m	0.3m (1)	0.0m (0)	2:18.27	28.18s	31.37s
5 Major Mischief	3	8.6m	10.3m (1)	14.2m (1)	2:18.50	28.52s	30.56s
4 Doc Harvey	4	10.0m	5.1m (1)	8.2m (1)	2:18.61	28.44s	31.11s
9 Rocknroll Da Gama	5	11.8m	18.8m (1)	18.0m (2)	2:18.75	28.20s	30.53s
1 Mollidor	6	13.5m	0.0m (0)	8.7m (0)	2:18.89	28.84s	31.35s
7 Beyonski	7	25.9m	10.9m (0)	19.6m (1)	2:19.89	28.88s	31.55s
3 Shakatie	8	30.3m	6.3m (0)	18.0m (0)	2:20.25	29.08s	32.03s

Finish Position and metres gained

First Arrow shows distance gain/loss from 2nd Qtr to 3rd Qtr,
Second Arrow shows distance gain/loss from 3rd Qtr to Finish
Blue arrow indicates best gain in these quarters.



800

Visual positions in race at 2nd Quarter



400

Visual positions in race at 3rd Quarter



Powered by



Harness Analyser

Sectional Analysis Software

Not just form | Free Trial

www.facebook.com/PJHarnessRacing



RISE Digital, Harness Racing Australia nor the provider accepts any responsibility for the completeness or accuracy of any of the information contained herein, and makes no representations about its suitability for any particular purpose. Users should make their own judgements about those matters and/or seek independent advice. You assume all risks associated with use of data provided on this page

Marburg Race 3 Distance 1850m

Sunday, 25 May 2025


Gross Time: 2:17.20 MileRate: 1:59.30 LeadTime: 16.50s First Qtr: 31.40s Second Qtr: 31.20s Third Qtr: 29.20s Fourth Qtr: 28.90s

DATA TABLE: 800 / 400 Posi's are position from leader and (how wide the horse was at that position)

No	Horse	Plc	Mar	800 Posi	400 Posi	Time	3rd Qtr	4th Qt
3	Absolutely Stoked	1	0.0m	0.0m (0)	0.0m (0)	2:17.20	29.20s	28.90s
1	Melton Schleger	2	1.3m	4.1m (0)	4.2m (0)	2:17.30	29.20s	28.70s
6	Black Gemstone	3	6.6m	8.8m (0)	8.6m (0)	2:17.70	29.18s	28.78s
9	Art Of Rock	4	11.3m	16.5m (1)	12.5m (2)	2:18.06	28.90s	28.86s
7	Lucky To Be A Laag	5	13.1m	13.8m (0)	13.0m (0)	2:18.19	29.14s	28.95s
8	Littlemickey	6	14.3m	7.7m (1)	8.0m (2)	2:18.28	29.22s	29.40s
4	Alwaysmissingyou	7	18.3m	3.9m (1)	3.9m (1)	2:18.59	29.20s	30.01s
5	Safetosayimfancy	8	19.1m	19.3m (0)	18.8m (0)	2:18.65	29.16s	28.99s
2	Rainbow Gambler	9	20.8m	12.1m (1)	11.4m (1)	2:18.78	29.14s	29.66s

Finish Position and metres gained

First Arrow shows distance gain/loss from 2nd Qtr to 3rd Qtr,
Second Arrow shows distance gain/loss from 3rd Qtr to Finish
Blue arrow indicates best gain in these quarters.



800

Visual positions in race at 2nd Quarter



400

Visual positions in race at 3rd Quarter



Powered by



Harness Analyser

Sectional Analysis Software

Not just form | Free Trial

www.facebook.com/PJHarnessRacing



RISE Digital, Harness Racing Australia nor the provider accepts any responsibility for the completeness or accuracy of any of the information contained herein, and makes no representations about its suitability for any particular purpose. Users should make their own judgements about those matters and/or seek independent advice. You assume all risks associated with use of data provided on this page

Marburg Race 4 Distance 1850m

Sunday, 25 May 2025

Gross Time: 2:18.40

MileRate: 2:00.40

LeadTime: 17.10s

First Qtr: 29.70s

Second Qtr: 31.00s

Third Qtr: 29.30s


Fourth Qtr: 31.30s

DATA TABLE: 800 / 400 Posi's are position from leader and (how wide the horse was at that position)

No	Horse	Plc	Mar	800 Posi	400 Posi	Time	3rd Qtr	4th Qt
9	Crime Time	1	0.0m	18.1m (1)	5.9m (2)	2:18.40	28.42s	30.86s
4	Feeling The Power	2	3.8m	22.5m (1)	10.6m (2)	2:18.71	28.46s	30.81s
3	Chanceless Century	3	4.1m	7.1m (1)	5.3m (1)	2:18.74	29.18s	31.24s
1	Mustang Dude	4	4.1m	0.0m (0)	0.0m (0)	2:18.74	29.30s	31.64s
6	Takidah	5	5.2m	4.4m (0)	4.3m (0)	2:18.83	29.30s	31.41s
2	Todays Hero	6	10.5m	13.7m (1)	9.6m (1)	2:19.26	29.02s	31.44s
5	Baby Ginnie	7	13.9m	14.6m (0)	13.3m (1)	2:19.54	29.24s	31.44s
7	Music Moth	8	17.2m	9.9m (0)	11.2m (0)	2:19.81	29.42s	31.87s
8	A Rocknroll Star	9	20.8m	2.8m (1)	1.1m (1)	2:20.10	29.18s	32.92s

Finish Position and metres gained

First Arrow shows distance gain/loss from 2nd Qtr to 3rd Qtr,
Second Arrow shows distance gain/loss from 3rd Qtr to Finish
Blue arrow indicates best gain in these quarters.



800

Visual positions in race at 2nd Quarter



400

Visual positions in race at 3rd Quarter



Powered by



Harness Analyser

Sectional Analysis Software

Not just form | Free Trial

www.facebook.com/PJHarnessRacing



RISE Digital, Harness Racing Australia nor the provider accepts any responsibility for the completeness or accuracy of any of the information contained herein, and makes no representations about its suitability for any particular purpose. Users should make their own judgements about those matters and/or seek independent advice. You assume all risks associated with use of data provided on this page

Marburg Race 5 Distance 1850m

Sunday, 25 May 2025

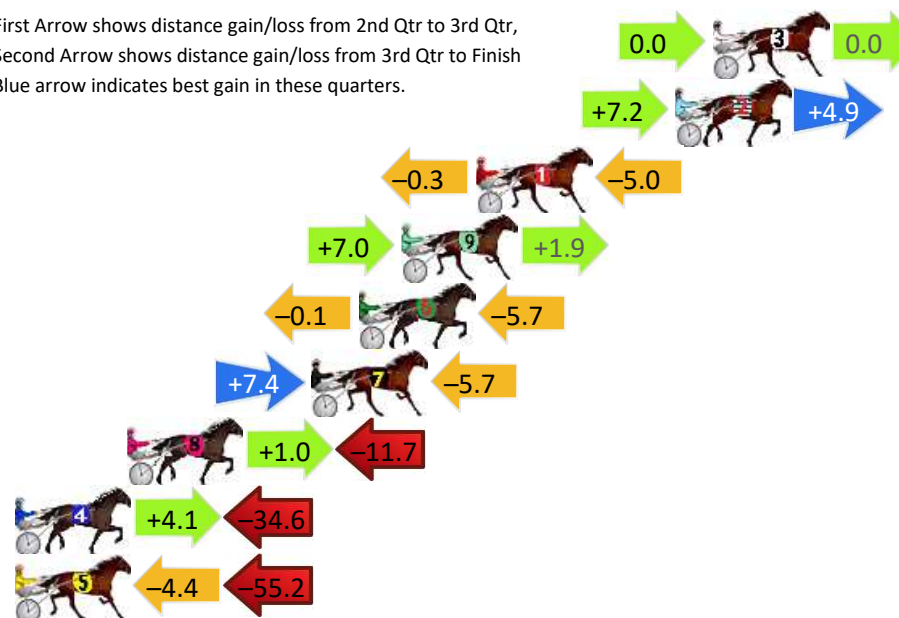
Gross Time: 2:17.00 MileRate: 1:59.10 LeadTime: 16.10s First Qtr: 29.20s Second Qtr: 31.40s Third Qtr: 30.80s Fourth Qtr: 29.50s

DATA TABLE: 800 / 400 Posi's are position from leader and (how wide the horse was at that position)

NoHorse	Plc	Mar	800 Posi	400 Posi	Time	3rd Qtr	4th Qt
3 Doolittle Doozzie	1	0.0m	0.0m (0)	0.0m (0)	2:17.00	30.80s	29.50s
2 Skippers Swan Song	2	1.5m	13.6m (1)	6.4m (2)	2:17.12	30.24s	29.14s
1 Gotta Dream	3	9.5m	4.2m (0)	4.5m (0)	2:17.73	30.82s	29.89s
9 Artistic Saint	4	12.5m	21.4m (1)	14.4m (3)	2:17.97	30.24s	29.39s
6 Shezamaterialgirl	5	14.2m	8.4m (0)	8.5m (0)	2:18.10	30.80s	29.96s
7 Night Ninja	6	16.1m	17.8m (1)	10.4m (3)	2:18.25	30.22s	29.97s
8 Party Changer	7	23.5m	12.8m (0)	11.8m (2)	2:18.82	30.70s	30.44s
4 Sporting Tristar	8	39.4m	8.9m (1)	4.8m (1)	2:20.05	30.48s	32.19s
5 Major Tralee	9	64.3m	4.7m (1)	9.1m (1)	2:21.97	31.12s	33.79s

Finish Position and metres gained

First Arrow shows distance gain/loss from 2nd Qtr to 3rd Qtr,
Second Arrow shows distance gain/loss from 3rd Qtr to Finish
Blue arrow indicates best gain in these quarters.



800

Visual positions in race at 2nd Quarter



400

Visual positions in race at 3rd Quarter



Powered by



Harness Analyser

Sectional Analysis Software

Not just form | Free Trial

www.facebook.com/PJHarnessRacing



RISE Digital, Harness Racing Australia nor the provider accepts any responsibility for the completeness or accuracy of any of the information contained herein, and makes no representations about its suitability for any particular purpose. Users should make their own judgements about those matters and/or seek independent advice. You assume all risks associated with use of data provided on this page

Marburg Race 6 Distance 1850m

Sunday, 25 May 2025

Gross Time: 2:15.00

MileRate: 1:57.50

LeadTime: 15.80s

First Qtr: 28.90s

Second Qtr: 29.70s

Third Qtr: 29.70s

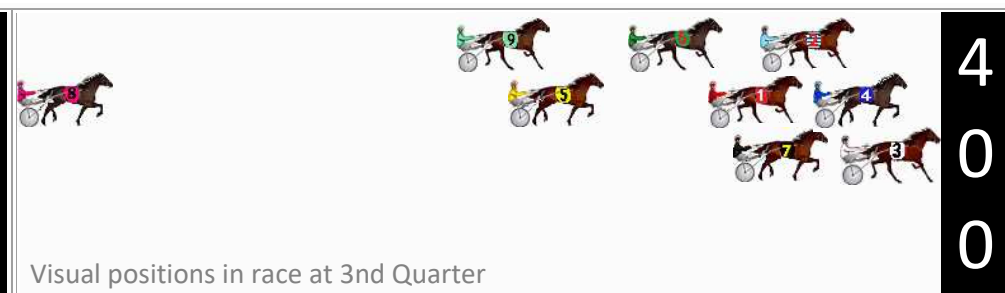
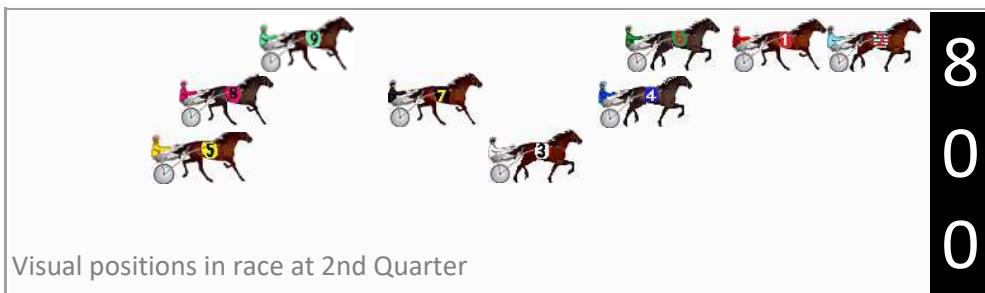
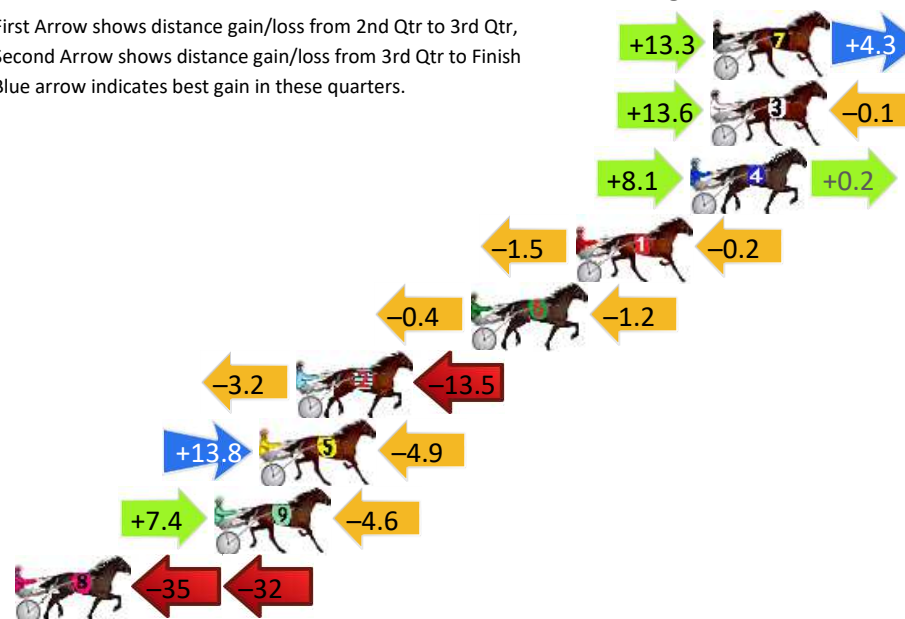
Fourth Qtr: 30.90s

DATA TABLE: 800 / 400 Posi's are position from leader and (how wide the horse was at that position)

NoHorse	Plc	Mar	800 Posi	400 Posi	Time	3rd Qtr	4th Qt
7 Ignite The Fire	1	0.0m	17.6m (1)	4.3m (2)	2:15.00	28.72s	30.58s
3 Studleigh Mark	2	0.1m	13.6m (2)	0.0m (2)	2:15.01	28.70s	30.91s
4 Im Boo	3	0.9m	9.2m (1)	1.1m (1)	2:15.07	29.10s	30.89s
1 Celestine	4	5.5m	3.8m (0)	5.3m (1)	2:15.44	29.82s	30.94s
6 Brian Christopher	5	9.7m	8.1m (0)	8.5m (0)	2:15.78	29.74s	31.04s
2 Its Back Page News	6	16.7m	0.0m (0)	3.2m (0)	2:16.35	29.94s	32.01s
5 Studleigh Anne	7	18.2m	27.1m (2)	13.3m (1)	2:16.47	28.70s	31.37s
9 Lydias Art	8	20.0m	22.8m (0)	15.4m (0)	2:16.62	29.18s	31.36s
8 Forgive Me	9	91.6m	26.0m (1)	60.3m (1)	2:22.40	32.32s	33.76s

Finish Position and metres gained

First Arrow shows distance gain/loss from 2nd Qtr to 3rd Qtr,
Second Arrow shows distance gain/loss from 3rd Qtr to Finish
Blue arrow indicates best gain in these quarters.



Marburg Race 7 Distance 2200m

Sunday, 25 May 2025


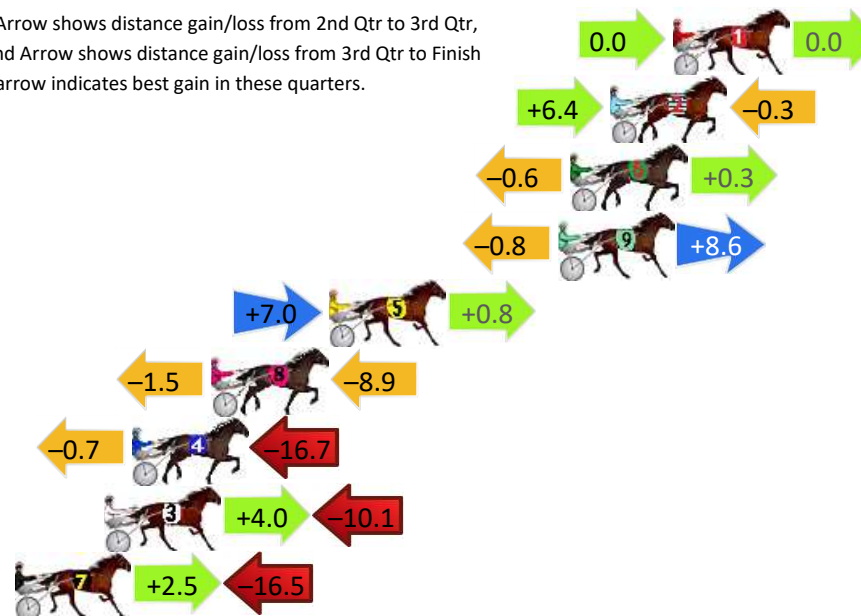
Gross Time: 2:48.50 MileRate: 2:03.30 LeadTime: 46.10s First Qtr: 31.70s Second Qtr: 32.20s Third Qtr: 29.80s Fourth Qtr: 28.70s

DATA TABLE: 800 / 400 Posi's are position from leader and (how wide the horse was at that position)

No	Horse	Plc	Mar	800 Posi	400 Posi	Time	3rd Qtr	4th Qt
1	Teachers Pet	1	0.0m	0.0m (0)	0.0m (0)	2:48.50	29.80s	28.70s
2	La Sabina	2	2.5m	8.6m (1)	2.2m (2)	2:48.69	29.32s	28.73s
6	Melton Insulted	3	4.1m	3.8m (0)	4.4m (0)	2:48.81	29.84s	28.69s
9	Lulu Lucifer	4	4.6m	12.4m (0)	13.2m (0)	2:48.85	29.84s	28.09s
5	Captain Foxtrot	5	13.8m	21.6m (1)	14.6m (1)	2:49.54	29.26s	28.68s
8	Beach Magic	6	18.5m	8.1m (0)	9.6m (1)	2:49.89	29.90s	29.39s
4	Feelin Flirty	7	21.7m	4.3m (1)	5.0m (1)	2:50.14	29.84s	29.98s
3	Geldof	8	22.8m	16.7m (1)	12.7m (3)	2:50.22	29.48s	29.50s
7	Write About Angus	9	26.4m	12.4m (1)	9.9m (2)	2:50.49	29.60s	29.97s

Finish Position and metres gained

First Arrow shows distance gain/loss from 2nd Qtr to 3rd Qtr,
Second Arrow shows distance gain/loss from 3rd Qtr to Finish
Blue arrow indicates best gain in these quarters.



800

Visual positions in race at 2nd Quarter



400

Visual positions in race at 3rd Quarter



Powered by



Harness Analyser

Sectional Analysis Software

Not just form | Free Trial

www.facebook.com/PJHarnessRacing



RISE Digital, Harness Racing Australia nor the provider accepts any responsibility for the completeness or accuracy of any of the information contained herein, and makes no representations about its suitability for any particular purpose. Users should make their own judgements about those matters and/or seek independent advice. You assume all risks associated with use of data provided on this page

Marburg Race 8 Distance 2200m

Sunday, 25 May 2025

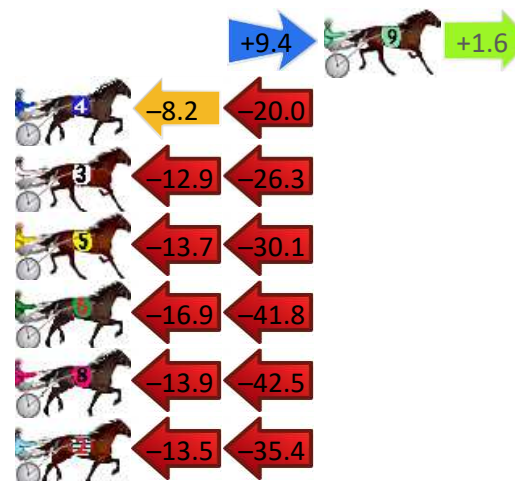
Gross Time: 2:42.00 MileRate: 1:58.50 LeadTime: 44.20s First Qtr: 29.30s Second Qtr: 30.30s Third Qtr: 29.40s Fourth Qtr: 28.80s

DATA TABLE: 800 / 400 Posi's are position from leader and (how wide the horse was at that position)

NoHorse	Plc	Mar	800 Posi	400 Posi	Time	3rd Qtr	4th Qt
1 For No Reason	1	0.0m	0.0m (0)	0.0m (0)	2:42.00	29.40s	28.80s
7 Milliewood	2	0.8m	8.5m (0)	4.2m (0)	2:42.06	29.08s	28.56s
9 Tommy Bligh	3	15.6m	26.6m (1)	17.2m (1)	2:43.18	28.70s	28.74s
4 Major Slip Up	4	50.4m	22.2m (1)	30.4m (1)	2:45.81	29.98s	30.41s
3 Highview Sadler	5	52.9m	13.7m (1)	26.6m (1)	2:46.00	30.32s	30.88s
5 Jakki Mun	6	59.4m	15.6m (0)	29.3m (0)	2:46.49	30.38s	31.17s
6 Magicol Ideal	7	63.9m	5.2m (1)	22.1m (1)	2:46.83	30.62s	32.03s
8 Convinced	8	66.3m	9.9m (1)	23.8m (0)	2:47.01	30.40s	32.09s
2 Ultimate Hunter	9	66.7m	17.8m (1)	31.3m (2)	2:47.04	30.36s	31.58s

Finish Position and metres gained

First Arrow shows distance gain/loss from 2nd Qtr to 3rd Qtr,
Second Arrow shows distance gain/loss from 3rd Qtr to Finish
Blue arrow indicates best gain in these quarters.



Visual positions in race at 2nd Quarter

800



Visual positions in race at 3rd Quarter

400



Marburg Race 9 Distance 1850m

Sunday, 25 May 2025


Gross Time: 2:16.90 MileRate: 1:59.10 LeadTime: 16.20s First Qtr: 30.20s Second Qtr: 31.20s Third Qtr: 29.00s Fourth Qtr: 30.30s

DATA TABLE: 800 / 400 Posi's are position from leader and (how wide the horse was at that position)

No	Horse	Plc	Mar	800 Posi	400 Posi	Time	3rd Qtr	4th Qt
8	Saint Louis Beat	1	0.0m	8.3m (0)	10.3m (0)	2:16.90	29.16s	29.54s
1	Convair Hustler	2	0.3m	0.0m (0)	0.0m (0)	2:16.92	29.00s	30.32s
6	Doolittle Days	3	5.2m	4.2m (0)	6.0m (0)	2:17.31	29.14s	30.27s
7	Specialandiknowit	4	8.0m	10.6m (1)	6.0m (2)	2:17.53	28.68s	30.49s
5	Unit Forty One	5	8.2m	12.8m (0)	14.1m (1)	2:17.55	29.12s	29.91s
4	October Racketeer	6	11.8m	1.7m (1)	3.3m (1)	2:17.84	29.12s	31.00s
3	Ideal Tiger	7	12.6m	14.7m (1)	10.3m (2)	2:17.90	28.70s	30.54s
9	Keayang Tara	8	12.7m	18.9m (1)	14.7m (2)	2:17.91	28.72s	30.23s
2	Could It Be Me	9	13.1m	6.1m (1)	7.9m (1)	2:17.94	29.14s	30.76s

Finish Position and metres gained

First Arrow shows distance gain/loss from 2nd Qtr to 3rd Qtr,
Second Arrow shows distance gain/loss from 3rd Qtr to Finish
Blue arrow indicates best gain in these quarters.



800

Visual positions in race at 2nd Quarter



400

Visual positions in race at 3rd Quarter



Powered by



Harness Analyser

Sectional Analysis Software

Not just form | Free Trial

www.facebook.com/PJHarnessRacing



RISE Digital, Harness Racing Australia nor the provider accepts any responsibility for the completeness or accuracy of any of the information contained herein, and makes no representations about its suitability for any particular purpose. Users should make their own judgements about those matters and/or seek independent advice. You assume all risks associated with use of data provided on this page