

# Marburg Race 1 Distance 1850m

Sunday, 8 June 2025



Gross Time: 2:19.90 MileRate: 2:01.70 LeadTime: 16.60s First Qtr: 30.80s Second Qtr: 30.70s Third Qtr: 29.50s Fourth Qtr: 32.30s

DATA TABLE: 800 / 400 Posi's are position from leader and (how wide the horse was at that position)

No	Horse	Plc	Mar	800 Posi	400 Posi	Time	3rd Qtr	4th Qt
7	Digby Devil	1	0.0m	7.6m (1)	4.7m (1)	2:19.90	29.30s	31.94s
3	Ima Ballerina	2	7.9m	0.0m (0)	0.0m (0)	2:20.57	29.50s	32.97s
1	I Am Caesar	3	9.7m	3.3m (1)	0.5m (1)	2:20.72	29.30s	33.08s
5	Wicked Mack	4	10.8m	20.7m (0)	24.0m (0)	2:20.81	29.82s	31.37s
9	Punters Princess	5	11.2m	14.2m (0)	18.8m (2)	2:20.84	29.90s	31.80s
2	Funtimes	6	13.3m	4.4m (0)	6.3m (0)	2:21.02	29.66s	32.94s
8	Tara Kate	7	17.2m	11.5m (1)	13.5m (1)	2:21.35	29.70s	32.71s
4	Our Little Banjo	8	57.9m	30.6m (0)	37.8m (0)	2:24.78	30.16s	34.28s
6	Laneys Last	9	272.6m	9.3m (0)	9.9m (1)	2:42.88	29.58s	54.52s

## Finish Position and metres gained

First Arrow shows distance gain/loss from 2nd Qtr to 3rd Qtr,  
Second Arrow shows distance gain/loss from 3rd Qtr to Finish  
Blue arrow indicates best gain in these quarters.



Visual positions in race at 2nd Quarter



Visual positions in race at 3rd Quarter

# Marburg Race 2 Distance 1850m

Sunday, 8 June 2025



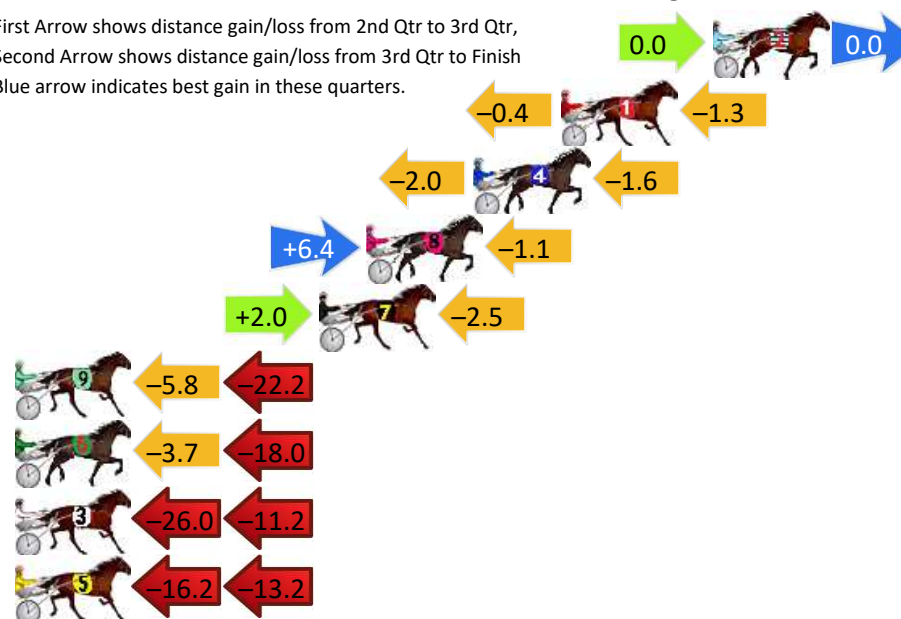
Gross Time: 2:19.50 MileRate: 2:01.30 LeadTime: 16.80s First Qtr: 31.40s Second Qtr: 30.70s Third Qtr: 29.40s Fourth Qtr: 31.20s

DATA TABLE: 800 / 400 Posi's are position from leader and (how wide the horse was at that position)

NoHorse	Plc	Mar	800 Posi	400 Posi	Time	3rd Qtr	4th Qt
2 Todays Hero	1	0.0m	0.0m (0)	0.0m (0)	2:19.50	29.40s	31.20s
1 Beyonski	2	6.1m	4.4m (0)	4.8m (0)	2:20.00	29.44s	31.34s
4 Doc Harvey	3	9.6m	6.0m (1)	8.0m (2)	2:20.28	29.56s	31.38s
8 Mollidor	4	13.9m	19.2m (2)	12.8m (2)	2:20.63	28.96s	31.37s
7 Chanceless Century	5	15.8m	15.3m (0)	13.3m (1)	2:20.79	29.28s	31.49s
9 Old English	6	29.1m	1.1m (1)	6.9m (1)	2:21.87	29.84s	33.05s
6 Takidah	7	31.6m	9.9m (1)	13.6m (0)	2:22.08	29.70s	32.76s
3 Many Delights	8	55.8m	18.6m (1)	44.6m (0)	2:24.05	31.40s	32.39s
5 Hawke Eye	9	56.2m	26.8m (1)	43.0m (1)	2:24.08	30.68s	32.54s

## Finish Position and metres gained

First Arrow shows distance gain/loss from 2nd Qtr to 3rd Qtr,  
Second Arrow shows distance gain/loss from 3rd Qtr to Finish  
Blue arrow indicates best gain in these quarters.



# Marburg Race 3 Distance 1850m

Sunday, 8 June 2025

Gross Time: 2:20.00

MileRate: 2:01.80

LeadTime: 16.10s

First Qtr: 31.70s

Second Qtr: 32.90s

Third Qtr: 30.00s


Fourth Qtr: 29.30s

DATA TABLE: 800 / 400 Posi's are position from leader and (how wide the horse was at that position)

No	Horse	Plc	Mar	800 Posi	400 Posi	Time	3rd Qtr	4th Qt
1	Gotta Dream	1	0.0m	0.0m (0)	0.0m (0)	2:20.00	30.00s	29.30s
2	My Ultimate Louie	2	16.5m	4.3m (0)	4.4m (0)	2:21.27	30.00s	30.25s
6	Batman Bart	3	19.9m	8.6m (0)	9.0m (0)	2:21.53	30.02s	30.17s
8	Copy Writer	4	22.3m	12.3m (1)	12.5m (2)	2:21.71	30.00s	30.09s
9	Gidup Captain	5	22.4m	16.6m (1)	16.8m (2)	2:21.72	30.00s	29.78s
7	Sporting Tristar	6	27.3m	13.4m (0)	13.6m (1)	2:22.10	30.00s	30.40s
5	Melton Insulted	7	29.2m	2.7m (1)	3.8m (1)	2:22.24	30.08s	31.26s
3	The Grogmother	8	34.6m	7.5m (1)	8.7m (1)	2:22.66	30.08s	31.32s
4	Jakki Mun	9	35.6m	21.5m (1)	21.7m (1)	2:22.74	30.00s	30.44s

## Finish Position and metres gained

First Arrow shows distance gain/loss from 2nd Qtr to 3rd Qtr,  
Second Arrow shows distance gain/loss from 3rd Qtr to Finish  
Blue arrow indicates best gain in these quarters



800

Visual positions in race at 2nd Quarter



400

Visual positions in race at 3rd Quarter



Powered by



Harness Analyser

Sectional Analysis Software

Not just form | Free Trial

[www.facebook.com/PJHarnessRacing](http://www.facebook.com/PJHarnessRacing)



RISE Digital, Harness Racing Australia nor the provider accepts any responsibility for the completeness or accuracy of any of the information contained herein, and makes no representations about its suitability for any particular purpose. Users should make their own judgements about those matters and/or seek independent advice. You assume all risks associated with use of data provided on this page

# Marburg Race 4 Distance 1850m

Sunday, 8 June 2025

Gross Time: 2:17.40

MileRate: 1:59.60

LeadTime: 15.90s

First Qtr: 31.90s

Second Qtr: 31.30s

Third Qtr: 29.00s



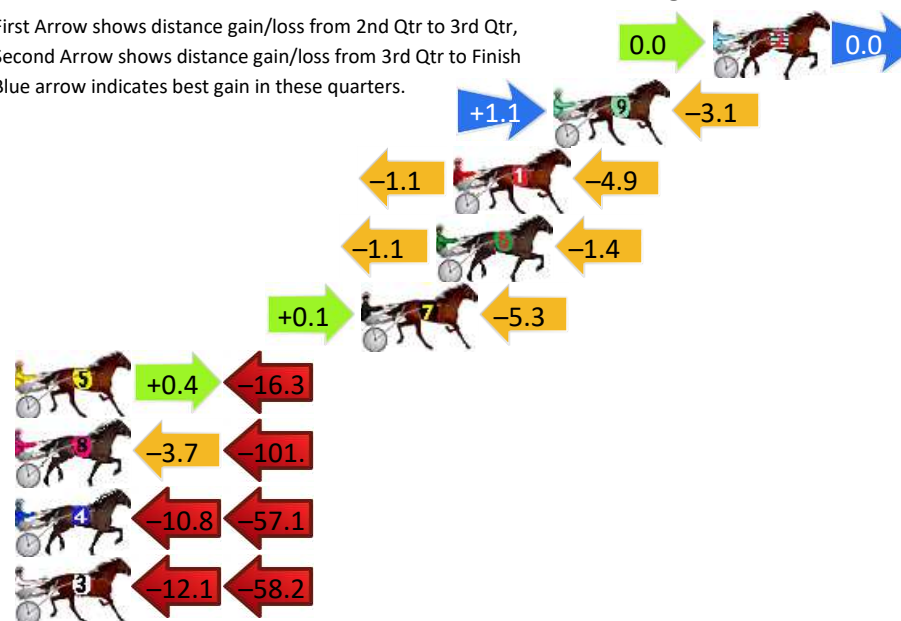
Fourth Qtr: 29.30s

DATA TABLE: 800 / 400 Posi's are position from leader and (how wide the horse was at that position)

No	Horse	Plc	Mar	800 Posi	400 Posi	Time	3rd Qtr	4th Qt
2	Collectingcardles	1	0.0m	0.0m (0)	0.0m (0)	2:17.40	29.00s	29.30s
9	Team Sport	2	6.4m	4.4m (1)	3.3m (1)	2:17.89	28.92s	29.55s
1	Belmer Betty	3	10.4m	4.4m (0)	5.5m (0)	2:18.20	29.08s	29.70s
6	Wee Bonnie	4	11.1m	8.6m (0)	9.7m (0)	2:18.25	29.08s	29.45s
7	Melton Schleger	5	14.1m	8.9m (1)	8.8m (1)	2:18.48	29.00s	29.74s
5	Alwaysmissingyou	6	29.8m	13.9m (1)	13.5m (1)	2:19.69	28.98s	30.61s
8	Hurrikane Jewels	7	124.5m	18.9m (1)	22.6m (0)	2:26.97	29.28s	37.23s
4	Rissoles	8	168.9m	101.0m (0)	111.8m (0)	2:30.38	29.82s	34.18s
3	Black Gemstone	9	174.1m	103.8m (1)	115.9m (1)	2:30.78	29.92s	34.28s

## Finish Position and metres gained

First Arrow shows distance gain/loss from 2nd Qtr to 3rd Qtr,  
Second Arrow shows distance gain/loss from 3rd Qtr to Finish  
Blue arrow indicates best gain in these quarters.





# Marburg Race 5 Distance 1850m

Sunday, 8 June 2025

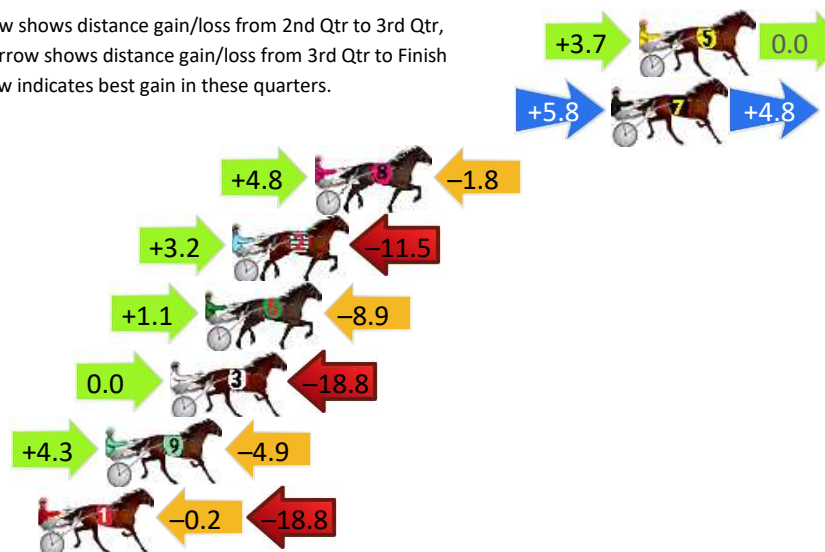
Gross Time: 2:18.20 MileRate: 2:00.20 LeadTime: 16.80s First Qtr: 29.30s Second Qtr: 31.70s Third Qtr: 30.20s Fourth Qtr: 30.20s

DATA TABLE: 800 / 400 Posi's are position from leader and (how wide the horse was at that position)

NoHorse	Plc	Mar	800 Posi	400 Posi	Time	3rd Qtr	4th Qt
5 October Racketeer	1	0.0m	3.7m (1)	0.0m (1)	2:18.20	29.92s	30.20s
7 Captain Oh Captain	2	1.1m	11.7m (1)	5.9m (2)	2:18.29	29.76s	29.85s
8 Shes Classy	3	13.0m	16.0m (1)	11.2m (2)	2:19.23	29.84s	30.39s
2 Sporty Azz	4	16.3m	8.0m (1)	4.8m (1)	2:19.49	29.96s	31.13s
6 Night Ninja	5	17.4m	9.6m (0)	8.5m (1)	2:19.58	30.12s	30.94s
3 Feeling The Power	6	18.8m	0.0m (0)	0.0m (0)	2:19.69	30.20s	31.69s
9 Fancy Like Barbie	7	21.4m	20.8m (1)	16.5m (1)	2:19.89	29.88s	30.65s
1 Courageous Leo	8	24.1m	5.1m (0)	5.3m (0)	2:20.11	30.22s	31.71s

## Finish Position and metres gained

First Arrow shows distance gain/loss from 2nd Qtr to 3rd Qtr,  
Second Arrow shows distance gain/loss from 3rd Qtr to Finish  
Blue arrow indicates best gain in these quarters.



800

Visual positions in race at 2nd Quarter



400

Visual positions in race at 3rd Quarter



Powered by



Harness Analyser

Sectional Analysis Software

Not just form | Free Trial

[www.facebook.com/PJHarnessRacing](http://www.facebook.com/PJHarnessRacing)



RISE Digital, Harness Racing Australia nor the provider accepts any responsibility for the completeness or accuracy of any of the information contained herein, and makes no representations about its suitability for any particular purpose. Users should make their own judgements about those matters and/or seek independent advice. You assume all risks associated with use of data provided on this page

# Marburg Race 6 Distance 1850m

Sunday, 8 June 2025


Gross Time: 2:18.20 MileRate: 2:00.20 LeadTime: 16.40s First Qtr: 30.20s Second Qtr: 32.20s Third Qtr: 29.30s Fourth Qtr: 30.10s

DATA TABLE: 800 / 400 Posi's are position from leader and (how wide the horse was at that position)

No	Horse	Plc	Mar	800 Posi	400 Posi	Time	3rd Qtr	4th Qt
8	Much Bettor	1	0.0m	12.6m (2)	1.1m (1)	2:18.20	28.46s	30.02s
1	Convinced	2	0.2m	0.0m (0)	0.0m (0)	2:18.22	29.30s	30.12s
7	Tommy Bligh	3	12.1m	13.2m (1)	8.7m (0)	2:19.15	28.98s	30.41s
5	Royal Princess	4	13.5m	23.6m (1)	19.0m (3)	2:19.26	28.98s	29.76s
6	Whos Watching Lily	5	26.8m	12.1m (0)	16.8m (1)	2:20.31	29.66s	30.97s
4	Brian Christopher	6	33.9m	16.5m (0)	20.1m (0)	2:20.87	29.58s	31.29s
3	Celestine	7	34.1m	8.2m (1)	14.6m (0)	2:20.89	29.78s	31.71s
2	Saint Louis Beat	8	35.7m	6.6m (0)	33.1m (0)	2:21.01	31.26s	30.47s
9	Captain Foxtrot	9	38.1m	19.2m (1)	17.9m (2)	2:21.20	29.22s	31.78s

## Finish Position and metres gained

First Arrow shows distance gain/loss from 2nd Qtr to 3rd Qtr, Second Arrow shows distance gain/loss from 3rd Qtr to Finish Blue arrow indicates best gain in these quarters.



Visual positions in race at 2nd Quarter



Visual positions in race at 3rd Quarter

# Marburg Race 7 Distance 1850m

Sunday, 8 June 2025

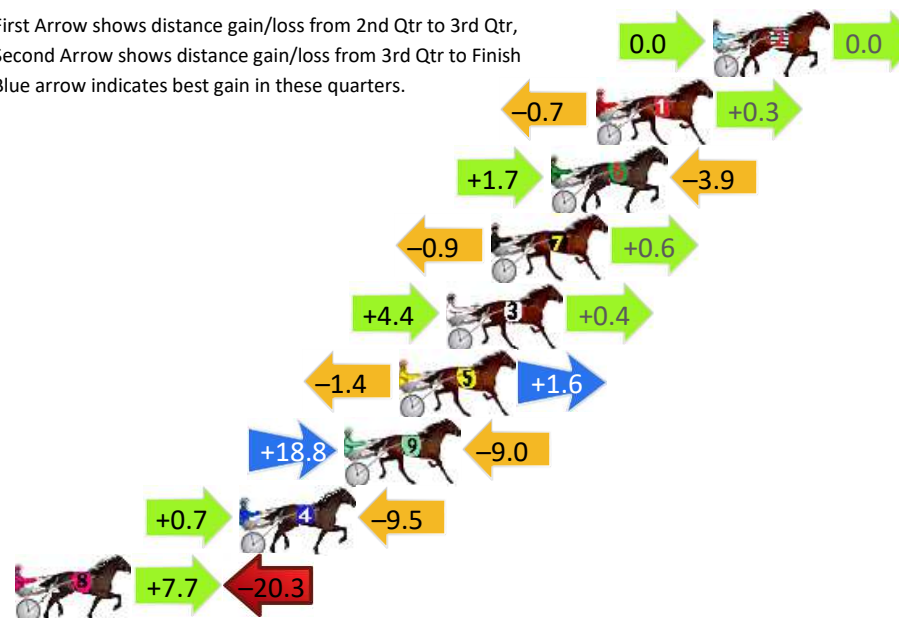
Gross Time: 2:19.60 MileRate: 2:01.50 LeadTime: 16.40s First Qtr: 30.50s Second Qtr: 31.50s Third Qtr: 30.10s Fourth Qtr: 31.10s

DATA TABLE: 800 / 400 Posi's are position from leader and (how wide the horse was at that position)

NoHorse	Plc	Mar	800 Posi	400 Posi	Time	3rd Qtr	4th Qt
2 Sunny Cove	1	0.0m	0.0m (0)	0.0m (0)	2:19.60	30.10s	31.10s
1 Could It Be Me	2	4.7m	4.3m (0)	5.0m (0)	2:19.98	30.16s	31.10s
6 Crime Time	3	6.5m	4.3m (1)	2.6m (1)	2:20.13	29.98s	31.43s
7 Doolittle Days	4	8.9m	8.6m (0)	9.5m (0)	2:20.32	30.18s	31.10s
3 Kiwi Royalty	5	10.7m	15.5m (1)	11.1m (2)	2:20.47	29.78s	31.13s
5 Williewa Lightning	6	12.6m	12.8m (0)	14.2m (1)	2:20.62	30.22s	31.04s
9 Hes Regal	7	14.8m	24.6m (1)	5.8m (2)	2:20.80	28.70s	31.86s
4 Ghost Train	8	19.0m	10.2m (1)	9.5m (1)	2:21.14	30.06s	31.92s
8 Scores	9	32.4m	19.8m (1)	12.1m (3)	2:22.23	29.54s	32.81s

## Finish Position and metres gained

First Arrow shows distance gain/loss from 2nd Qtr to 3rd Qtr,  
Second Arrow shows distance gain/loss from 3rd Qtr to Finish  
Blue arrow indicates best gain in these quarters.



800

Visual positions in race at 2nd Quarter



400

Visual positions in race at 3rd Quarter



Powered by



Harness Analyser

Sectional Analysis Software

Not just form | Free Trial

[www.facebook.com/PJHarnessRacing](http://www.facebook.com/PJHarnessRacing)



RISE Digital, Harness Racing Australia nor the provider accepts any responsibility for the completeness or accuracy of any of the information contained herein, and makes no representations about its suitability for any particular purpose. Users should make their own judgements about those matters and/or seek independent advice. You assume all risks associated with use of data provided on this page

# Marburg Race 8 Distance 1850m

Sunday, 8 June 2025

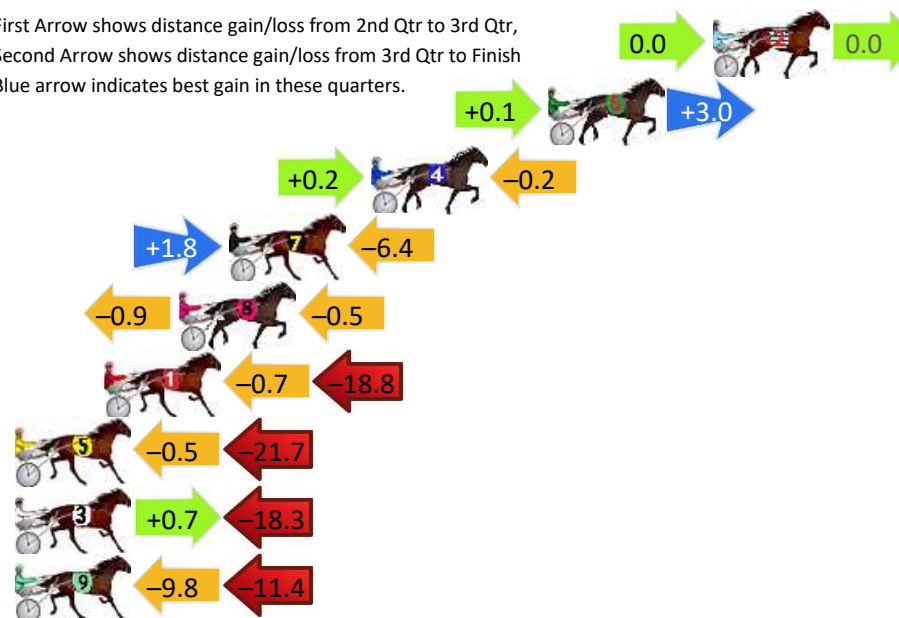
Gross Time: 2:15.30 MileRate: 1:57.70 LeadTime: 16.20s First Qtr: 31.30s Second Qtr: 30.70s Third Qtr: 28.20s Fourth Qtr: 28.90s

DATA TABLE: 800 / 400 Posi's are position from leader and (how wide the horse was at that position)

NoHorse	Plc	Mar	800 Posi	400 Posi	Time	3rd Qtr	4th Qt
2 Splashndash	1	0.0m	0.0m (0)	0.0m (0)	2:15.30	28.20s	28.90s
6 Royal Winkle	2	6.6m	9.7m (0)	9.6m (0)	2:15.80	28.20s	28.72s
4 Shereacts	3	13.7m	13.7m (0)	13.5m (0)	2:16.34	28.20s	28.98s
7 Pocket Book	4	19.4m	14.8m (1)	13.0m (1)	2:16.77	28.08s	29.45s
8 La Sabina	5	21.4m	20.0m (1)	20.9m (1)	2:16.92	28.28s	29.04s
1 For No Reason	6	24.4m	4.9m (0)	5.6m (0)	2:17.15	28.26s	30.35s
5 Studleigh Mark	7	28.5m	6.3m (1)	6.8m (1)	2:17.46	28.24s	30.58s
3 Teachers Pet	8	28.5m	10.9m (1)	10.2m (2)	2:17.46	28.16s	30.34s
9 Feelin Flirty	9	47.5m	26.3m (1)	36.1m (1)	2:18.90	28.92s	29.94s

## Finish Position and metres gained

First Arrow shows distance gain/loss from 2nd Qtr to 3rd Qtr,  
Second Arrow shows distance gain/loss from 3rd Qtr to Finish  
Blue arrow indicates best gain in these quarters.



Visual positions in race at 2nd Quarter

800



Visual positions in race at 3rd Quarter

400



Powered by



Harness Analyser

Sectional Analysis Software

Not just form | Free Trial

[www.facebook.com/PJHarnessRacing](http://www.facebook.com/PJHarnessRacing)



RISE Digital, Harness Racing Australia nor the provider accepts any responsibility for the completeness or accuracy of any of the information contained herein, and makes no representations about its suitability for any particular purpose. Users should make their own judgements about those matters and/or seek independent advice. You assume all risks associated with use of data provided on this page