

Marburg Race 1 Distance 1850m

Sunday, 6 July 2025




Gross Time: 2:16.50 MileRate: 1:58.80 LeadTime: 16.70s First Qtr: 29.60s Second Qtr: 30.30s Third Qtr: 29.00s Fourth Qtr: 30.90s

DATA TABLE: 800 / 400 Posi's are position from leader and (how wide the horse was at that position)

No	Horse	Plc	Mar	800 Posi	400 Posi	Time	3rd Qtr	4th Qt
2	Ima Ballerina	1	0.0m	0.0m (0)	0.0m (0)	2:16.50	29.00s	30.90s
8	Berrylicious	2	9.8m	4.4m (1)	4.3m (0)	2:17.29	29.00s	31.37s
7	Stones	3	16.2m	11.7m (0)	12.4m (0)	2:17.81	29.08s	31.29s
9	Gleneagle Hunter	4	25.3m	23.9m (1)	16.1m (1)	2:18.54	28.48s	31.74s
1	On The Rank	5	32.8m	6.7m (0)	22.0m (0)	2:19.15	30.16s	31.91s
6	Bold Personality	6	34.3m	18.9m (2)	24.7m (1)	2:19.27	29.48s	31.83s
4	Keayang Lacey	7	37.6m	28.3m (1)	31.2m (1)	2:19.54	29.28s	31.62s
5	Arvos	8	82.8m	23.9m (0)	39.2m (1)	2:23.19	30.20s	34.67s
3	Thesharkinside	9	102.4m	14.4m (1)	37.1m (0)	2:24.78	30.72s	36.42s

Finish Position and metres gained

First Arrow shows distance gain/loss from 2nd Qtr to 3rd Qtr,
Second Arrow shows distance gain/loss from 3rd Qtr to Finish
Blue arrow indicates best gain in these quarters.



Marburg Race 2 Distance 1850m

Sunday, 6 July 2025

Gross Time: 2:20.00

MileRate: 2:01.80

LeadTime: 16.90s

First Qtr: 30.70s

Second Qtr: 31.20s

Third Qtr: 29.70s


Fourth Qtr: 31.50s

DATA TABLE: 800 / 400 Posi's are position from leader and (how wide the horse was at that position)

No	Horse	Plc	Mar	800 Posi	400 Posi	Time	3rd Qtr	4th Qt
6	Longshot	1	0.0m	14.6m (2)	5.8m (1)	2:20.00	29.06s	31.06s
1	Saychelles	2	3.0m	9.2m (0)	10.8m (0)	2:20.25	29.84s	30.93s
3	Icanandiwill	3	3.2m	0.0m (0)	0.0m (0)	2:20.26	29.70s	31.76s
2	Funtimes	4	4.5m	4.3m (0)	5.3m (0)	2:20.37	29.78s	31.47s
7	Laneys Last	5	8.6m	14.1m (1)	8.9m (2)	2:20.71	29.34s	31.53s
8	Giraffa	6	23.2m	20.9m (1)	18.9m (0)	2:21.91	29.60s	31.97s
4	Punters Princess	7	30.3m	9.8m (1)	15.8m (1)	2:22.49	30.18s	32.79s
5	Wicked Mack	8	31.4m	4.9m (1)	11.1m (1)	2:22.58	30.18s	33.24s

Finish Position and metres gained

First Arrow shows distance gain/loss from 2nd Qtr to 3rd Qtr,
Second Arrow shows distance gain/loss from 3rd Qtr to Finish
Blue arrow indicates best gain in these quarters.



800

Visual positions in race at 2nd Quarter



400

Visual positions in race at 3rd Quarter



Powered by



Harness Analyser

Sectional Analysis Software

Not just form | Free Trial

www.facebook.com/PJHarnessRacing



RISE Digital, Harness Racing Australia nor the provider accepts any responsibility for the completeness or accuracy of any of the information contained herein, and makes no representations about its suitability for any particular purpose. Users should make their own judgements about those matters and/or seek independent advice. You assume all risks associated with use of data provided on this page

Marburg Race 3 Distance 2200m

Sunday, 6 July 2025




Gross Time: 2:45.30 MileRate: 2:00.90 LeadTime: 46.60s First Qtr: 30.20s Second Qtr: 30.10s Third Qtr: 28.90s Fourth Qtr: 29.50s

DATA TABLE: 800 / 400 Posi's are position from leader and (how wide the horse was at that position)

No	Horse	Plc	Mar	800 Posi	400 Posi	Time	3rd Qtr	4th Qt
5	One Last Roll	1	0.0m	3.9m (0)	4.4m (0)	2:45.30	28.94s	29.18s
8	Azor Ahai	2	0.1m	0.0m (0)	0.0m (0)	2:45.31	28.90s	29.51s
2	Altana Blue	3	11.6m	8.4m (0)	8.6m (0)	2:46.20	28.92s	29.78s
4	Major Slip Up	4	16.8m	13.9m (0)	12.7m (0)	2:46.60	28.82s	29.88s
1	So Bobs Your Uncle	5	30.7m	15.0m (1)	9.9m (2)	2:47.67	28.54s	31.15s
7	Merge Right	6	32.8m	10.6m (1)	13.2m (1)	2:47.84	29.10s	31.08s
6	The Harris Hawk	7	41.3m	3.9m (1)	8.8m (1)	2:48.49	29.26s	32.05s
3	Lydias Art	8	106.2m	65.7m (0)	105.8m (0)	2:53.51	31.86s	30.03s

Finish Position and metres gained

First Arrow shows distance gain/loss from 2nd Qtr to 3rd Qtr,
Second Arrow shows distance gain/loss from 3rd Qtr to Finish
Blue arrow indicates best gain in these quarters.



Marburg Race 4 Distance 1850m

Sunday, 6 July 2025

Gross Time: 2:20.90

MileRate: 2:02.60

LeadTime: 16.60s

First Qtr: 31.70s

Second Qtr: 32.10s

Third Qtr: 30.40s


Fourth Qtr: 30.10s

DATA TABLE: 800 / 400 Posi's are position from leader and (how wide the horse was at that position)

NoHorse	Plc	Mar	800 Posi	400 Posi	Time	3rd Qtr	4th Qt
4 Aunty Frances	1	0.0m	4.5m (0)	4.5m (0)	2:20.90	30.40s	29.76s
1 Music Moth	2	0.5m	0.0m (0)	0.0m (0)	2:20.94	30.40s	30.14s
5 Prospectus	3	5.8m	17.2m (1)	10.6m (2)	2:21.36	29.90s	29.76s
2 Melton Schleger	4	5.9m	8.5m (0)	8.3m (0)	2:21.37	30.38s	29.95s
6 Willroby	5	7.9m	4.8m (1)	3.7m (1)	2:21.52	30.32s	30.44s
7 Kiwi Royalty	6	10.1m	9.0m (1)	6.4m (2)	2:21.70	30.20s	30.42s
8 Courageous Leo	7	13.4m	13.0m (1)	8.5m (1)	2:21.96	30.06s	30.52s
9 Could It Be Me	8	13.8m	12.7m (0)	13.3m (0)	2:21.99	30.44s	30.19s
3 Mammals Destiny	9	14.7m	21.4m (1)	14.6m (2)	2:22.06	29.88s	30.16s

Finish Position and metres gained

First Arrow shows distance gain/loss from 2nd Qtr to 3rd Qtr,
Second Arrow shows distance gain/loss from 3rd Qtr to Finish
Blue arrow indicates best gain in these quarters.



800

Visual positions in race at 2nd Quarter



400

Visual positions in race at 3rd Quarter



Powered by



Harness Analyser

Sectional Analysis Software

Not just form | Free Trial

www.facebook.com/PJHarnessRacing



RISE Digital, Harness Racing Australia nor the provider accepts any responsibility for the completeness or accuracy of any of the information contained herein, and makes no representations about its suitability for any particular purpose. Users should make their own judgements about those matters and/or seek independent advice. You assume all risks associated with use of data provided on this page

Marburg Race 5 Distance 1850m

Sunday, 6 July 2025


Gross Time: 2:17.70 MileRate: 1:59.80 LeadTime: 16.20s First Qtr: 31.50s Second Qtr: 31.80s Third Qtr: 29.10s Fourth Qtr: 29.10s

DATA TABLE: 800 / 400 Posi's are position from leader and (how wide the horse was at that position)

No	Horse	Plc	Mar	800 Posi	400 Posi	Time	3rd Qtr	4th Qt
4	Tulhurst Smoocher	1	0.0m	0.0m (0)	0.0m (0)	2:17.70	29.10s	29.10s
2	Copy Writer	2	0.9m	4.7m (0)	5.0m (0)	2:17.77	29.12s	28.81s
1	Doolittle Days	3	12.7m	8.9m (0)	9.4m (0)	2:18.67	29.14s	29.39s
3	Crime Time	4	18.5m	5.0m (1)	7.8m (1)	2:19.11	29.30s	29.95s
7	Absolutely Stoked	5	18.7m	9.1m (1)	11.6m (1)	2:19.13	29.28s	29.69s
6	Batman Bart	6	21.8m	13.3m (0)	17.7m (0)	2:19.36	29.42s	29.48s
5	Unit Forty One	7	37.6m	19.4m (2)	13.3m (2)	2:20.57	28.66s	31.01s
8	Dashndot	8	45.6m	13.6m (1)	17.7m (1)	2:21.18	29.40s	31.30s
9	Our Dolly	9	46.3m	18.3m (1)	24.9m (0)	2:21.23	29.58s	30.83s

Finish Position and metres gained

First Arrow shows distance gain/loss from 2nd Qtr to 3rd Qtr,
Second Arrow shows distance gain/loss from 3rd Qtr to Finish
Blue arrow indicates best gain in these quarters.



Visual positions in race at 2nd Quarter



Visual positions in race at 3rd Quarter

Marburg Race 6 Distance 1850m

Sunday, 6 July 2025

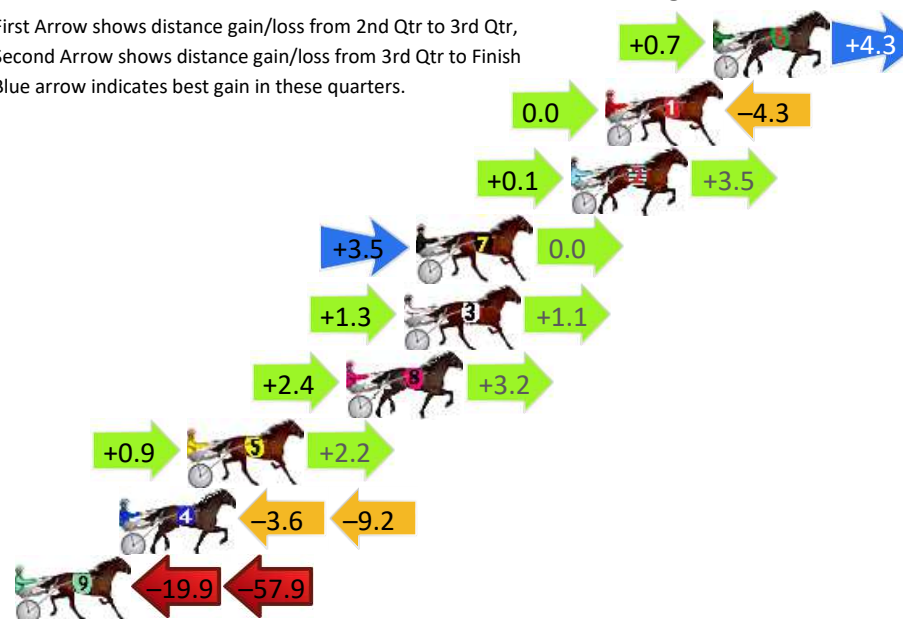
Gross Time: 2:16.00 MileRate: 1:58.30 LeadTime: 16.80s First Qtr: 28.90s Second Qtr: 30.80s Third Qtr: 29.30s Fourth Qtr: 30.20s

DATA TABLE: 800 / 400 Posi's are position from leader and (how wide the horse was at that position)

NoHorse	Plc	Mar	800 Posi	400 Posi	Time	3rd Qtr	4th Qt
6 Doolittle Doozzie	1	0.0m	5.0m (0)	4.3m (0)	2:16.00	29.26s	29.88s
1 Hes Regal	2	4.3m	0.0m (0)	0.0m (0)	2:16.34	29.30s	30.54s
2 Sporty Azz	3	5.7m	9.3m (0)	9.2m (0)	2:16.45	29.30s	29.97s
7 Saint Louis Beat	4	11.9m	15.4m (1)	11.9m (2)	2:16.94	29.06s	30.26s
3 Todays Hero	5	12.4m	14.8m (0)	13.5m (0)	2:16.98	29.22s	30.18s
8 Doc Harvey	6	14.7m	20.3m (1)	17.9m (2)	2:17.16	29.14s	30.04s
5 Write About Angus	7	21.1m	24.2m (1)	23.3m (1)	2:17.67	29.26s	30.15s
4 Feelin Flirty	8	23.8m	11.0m (1)	14.6m (1)	2:17.88	29.58s	31.00s
9 Geldof	9	84.4m	6.6m (1)	26.5m (0)	2:22.67	30.78s	34.91s

Finish Position and metres gained

First Arrow shows distance gain/loss from 2nd Qtr to 3rd Qtr,
Second Arrow shows distance gain/loss from 3rd Qtr to Finish
Blue arrow indicates best gain in these quarters.



800

Visual positions in race at 2nd Quarter



400

Visual positions in race at 3rd Quarter



Powered by



Harness Analyser

Sectional Analysis Software

Not just form | Free Trial

www.facebook.com/PJHarnessRacing



RISE Digital, Harness Racing Australia nor the provider accepts any responsibility for the completeness or accuracy of any of the information contained herein, and makes no representations about its suitability for any particular purpose. Users should make their own judgements about those matters and/or seek independent advice. You assume all risks associated with use of data provided on this page

Marburg Race 7 Distance 1850m

Sunday, 6 July 2025


Gross Time: 2:19.40 MileRate: 2:01.20 LeadTime: 16.40s First Qtr: 32.20s Second Qtr: 31.80s Third Qtr: 29.30s Fourth Qtr: 29.70s

DATA TABLE: 800 / 400 Posi's are position from leader and (how wide the horse was at that position)

NoHorse	Plc	Mar	800 Posi	400 Posi	Time	3rd Qtr	4th Qt
1 Sporting Tristar	1	0.0m	0.0m (0)	0.0m (0)	2:19.40	29.30s	29.70s
7 Tarifa Girl	2	3.5m	8.5m (0)	7.6m (0)	2:19.67	29.24s	29.41s
6 Shes Bewitched	3	4.5m	4.1m (0)	4.1m (0)	2:19.75	29.30s	29.75s
8 Melton Insulted	4	6.9m	15.7m (1)	14.2m (1)	2:19.94	29.20s	29.20s
5 Tommy Bligh	5	7.1m	3.0m (1)	1.1m (1)	2:19.95	29.16s	30.17s
9 Alwaysmissingyou	6	7.1m	12.9m (0)	12.6m (0)	2:19.95	29.28s	29.33s
3 Treacherous Gabby	7	10.4m	7.4m (1)	5.7m (1)	2:20.21	29.18s	30.09s
4 My Ultimate Rudi	8	15.1m	20.1m (1)	18.0m (1)	2:20.58	29.16s	29.56s
2 Night Ninja	9	16.9m	11.8m (1)	10.4m (1)	2:20.72	29.20s	30.26s

Finish Position and metres gained

First Arrow shows distance gain/loss from 2nd Qtr to 3rd Qtr,
Second Arrow shows distance gain/loss from 3rd Qtr to Finish
Blue arrow indicates best gain in these quarters.



800

Visual positions in race at 2nd Quarter



400

Visual positions in race at 3rd Quarter



Powered by



Harness Analyser

Sectional Analysis Software

Not just form | Free Trial

www.facebook.com/PJHarnessRacing



RISE Digital, Harness Racing Australia nor the provider accepts any responsibility for the completeness or accuracy of any of the information contained herein, and makes no representations about its suitability for any particular purpose. Users should make their own judgements about those matters and/or seek independent advice. You assume all risks associated with use of data provided on this page

Marburg Race 8 Distance 1850m

Sunday, 6 July 2025

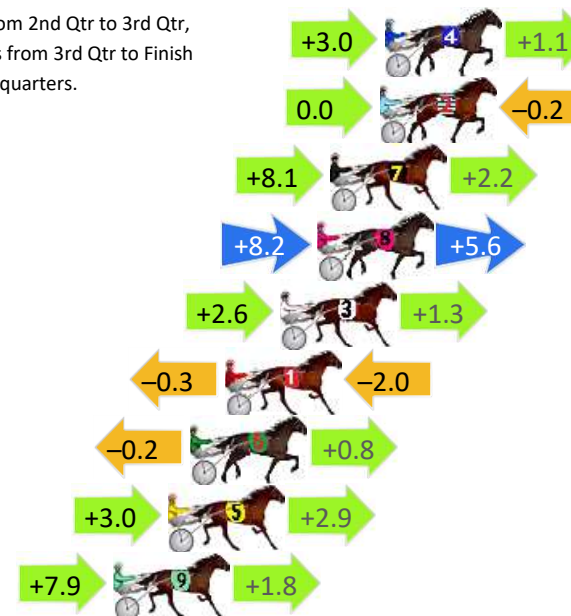
Gross Time: 2:21.00 MileRate: 2:02.70 LeadTime: 17.30s First Qtr: 32.30s Second Qtr: 33.00s Third Qtr: 29.70s Fourth Qtr: 28.70s

DATA TABLE: 800 / 400 Posi's are position from leader and (how wide the horse was at that position)

NoHorse	Plc	Mar	800 Posi	400 Posi	Time	3rd Qtr	4th Qt
4 Brian Christopher	1	0.0m	4.1m (1)	1.1m (1)	2:21.00	29.48s	28.62s
2 Hanover Lecter	2	0.2m	0.0m (0)	0.0m (0)	2:21.02	29.70s	28.72s
7 Art Of Rock	3	2.2m	12.5m (2)	4.4m (2)	2:21.17	29.10s	28.55s
8 Shereacts	4	2.7m	16.5m (2)	8.3m (2)	2:21.20	29.08s	28.30s
3 La Sabina	5	4.2m	8.1m (1)	5.5m (1)	2:21.32	29.50s	28.62s
1 The Black Fox	6	6.4m	4.1m (0)	4.4m (0)	2:21.48	29.72s	28.86s
6 Whos Watching Lily	7	7.8m	8.4m (0)	8.6m (0)	2:21.59	29.70s	28.67s
5 Vincent Time	8	8.7m	14.6m (1)	11.6m (1)	2:21.66	29.46s	28.52s
9 Rainbow Titan	9	10.9m	20.6m (2)	12.7m (2)	2:21.82	29.10s	28.60s

Finish Position and metres gained

First Arrow shows distance gain/loss from 2nd Qtr to 3rd Qtr,
Second Arrow shows distance gain/loss from 3rd Qtr to Finish
Blue arrow indicates best gain in these quarters.



Visual positions in race at 2nd Quarter



Visual positions in race at 3rd Quarter



Powered by



Harness Analyser

Sectional Analysis Software

Not just form | Free Trial

www.facebook.com/PJHarnessRacing



RISE Digital, Harness Racing Australia nor the provider accepts any responsibility for the completeness or accuracy of any of the information contained herein, and makes no representations about its suitability for any particular purpose. Users should make their own judgements about those matters and/or seek independent advice. You assume all risks associated with use of data provided on this page