



Doomben QLD Professional
Race 1: STRADBROKE SEASON ON SALE NOW BENCHMARK 68
Handicap - 2020m
24 February 2024 - 12:13



Track Rating: Good 4, Weather: Overcast, Rail Position: +2.5m

Section						Overall	1800m	1600m	1400m	1200m	1000m	800m	Last 600m	
Field Times						2:05.58 (0:15.75)	1:49.83 (0:12.37)	1:37.46 (0:12.49)	1:24.97 (0:12.72)	1:12.25 (0:12.61)	0:59.64 (0:12.32)	0:47.32 (0:12.22)	0:35.10	
Rank	TAB	Horse/Jockey	Barrier	Top Speed [km/h]	Fastest Section									Distance Travelled [m]
1	11	DISPUTED RIVER	2	64.8	0:11.30	2:05.58 [1]	1:49.52 [5]	1:36.88 [5]	1:24.15 [6]	1:11.49 [6]	0:58.91 [6]	0:46.65 [5]	0:34.67	
		Jake Bayliss		400m	400m	(0:16.06)	(0:12.64)	(0:12.73)	(0:12.66)	(0:12.58)	(0:12.26)	(0:11.98)		
2	1	GRECIAN LASS	3	64.3	0:11.39	2:05.61 [2]	1:49.86 [1]	1:37.49 [1]	1:25.00 [1]	1:12.28 [1]	0:59.67 [1]	0:47.35 [1]	0:35.13 -6	
		Tahlia Fenlon		400m	400m	(0:15.75)	(0:12.37)	(0:12.49)	(0:12.72)	(0:12.61)	(0:12.32)	(0:12.22)		
3	13	FLASH PRINCE	1	64.4	0:11.38	2:05.71 [3]	1:49.69 [4]	1:37.25 [4]	1:24.71 [3]	1:11.96 [4]	0:59.39 [4]	0:47.10 [4]	0:35.01 -9	
		Luke Tarrant		400m	400m	(0:16.02)	(0:12.44)	(0:12.54)	(0:12.75)	(0:12.57)	(0:12.29)	(0:12.09)		
4	4	MOTELL	10	64.4	0:11.37	2:05.73 [4]	1:49.80 [3]	1:37.30 [3]	1:24.67 [4]	1:12.00 [3]	0:59.48 [3]	0:47.16 [3]	0:35.11 +3	
		Cejay Graham		400m	400m	(0:15.93)	(0:12.50)	(0:12.63)	(0:12.67)	(0:12.52)	(0:12.32)	(0:12.05)		
5	6	GUTS 'N' GLORY	7	63.4	0:11.52	2:05.83 [5]	1:49.96 [2]	1:37.63 [2]	1:25.14 [2]	1:12.34 [2]	0:59.79 [2]	0:47.43 [2]	0:35.28 -1	
		Kyle Wilson-Taylor		400m	400m	(0:15.87)	(0:12.33)	(0:12.49)	(0:12.80)	(0:12.55)	(0:12.36)	(0:12.15)		
6	9	SIGOURNEY	12	65.6	0:11.12	2:05.84 [6]	1:49.25 [11]	1:36.34 [11]	1:23.80 [11]	1:11.28 [10]	0:58.66 [11]	0:46.42 [11]	0:34.35 -2	
		Jim Byrne		400m	400m	(0:16.59)	(0:12.91)	(0:12.54)	(0:12.52)	(0:12.62)	(0:12.24)	(0:12.07)		
7	3	BECKFORD	13	65.7	0:11.37	2:05.86 [7]	1:49.64 [7]	1:36.93 [7]	1:24.22 [7]	1:11.66 [7]	0:58.94 [8]	0:46.64 [9]	0:34.63 +6	
		Yvette Lewis		200m	400m	(0:16.22)	(0:12.71)	(0:12.71)	(0:12.56)	(0:12.72)	(0:12.30)	(0:12.01)		
8	8	FOUR O'CLOCK KNOCK	11	65.1	0:11.33	2:05.93 [8]	1:49.58 [9]	1:36.84 [9]	1:24.24 [8]	1:11.65 [8]	0:59.03 [7]	0:46.79 [8]	0:34.72 -6	
		Andrew Mallyon		400m	400m	(0:16.35)	(0:12.74)	(0:12.60)	(0:12.59)	(0:12.62)	(0:12.24)	(0:12.07)		
9	10	BAK DA MAN	5	65.2	0:11.37	2:06.20 [9]	1:49.74 [10]	1:36.97 [10]	1:24.19 [10]	1:11.55 [11]	0:58.97 [12]	0:46.71 [12]	0:34.74 +5	
		James Orman		600m	400m	(0:16.46)	(0:12.77)	(0:12.78)	(0:12.64)	(0:12.58)	(0:12.26)	(0:11.97)		
10	5	MISHANI MISSILE	4	63.9	0:11.47	2:06.29 [10]	1:50.17 [6]	1:37.33 [8]	1:24.53 [9]	1:11.84 [9]	0:59.29 [9]	0:47.02 [10]	0:35.03 +2	
		Boris Thornton		400m	400m	(0:16.12)	(0:12.84)	(0:12.80)	(0:12.69)	(0:12.55)	(0:12.27)	(0:11.99)		

Scratched: Malabar (#2)

Report Created: Sat 24 February 2024 12:55 GMT+ (Note: Timing is based on position data)

Page 1/16

[] Ranking at each section and finish
-:-:- No data available at this section
NA No data available

SCN Saddle cloth number
DNF Did not finish
DNT Did not track

data processed by TRIPLESDATA



Doomben QLD Professional
Race 1: STRADBROKE SEASON ON SALE NOW BENCHMARK 68
Handicap - 2020m
24 February 2024 - 12:13



Track Rating: Good 4, Weather: Overcast, Rail Position: +2.5m

Section					Overall	1800m	1600m	1400m	1200m	1000m	800m	Last 600m		
Field Times					2:05.58 (0:15.75)	1:49.83 (0:12.37)	1:37.46 (0:12.49)	1:24.97 (0:12.72)	1:12.25 (0:12.61)	0:59.64 (0:12.32)	0:47.32 (0:12.22)	0:35.10		
Rank	TAB	Horse/Jockey	Barrier	Top Speed [km/h]	Fastest Section									Distance Travelled [m]
11	7	ARTFUL GIRL	9	64.6	0:11.54	2:06.47 [11]	1:49.77 [12]	1:36.70 [12]	1:24.02 [12]	1:11.46 [12]	0:59.41 [10]	0:47.51 [7]	0:35.47	+6
		Marnu Potgieter		400m	400m	(0:16.70)	(0:13.07)	(0:12.68)	(0:12.56)	(0:12.05)	(0:11.90)	(0:12.04)		
12	12	CONTRITION	8	63.5	0:11.60	2:06.48 [12]	1:50.15 [8]	1:37.60 [6]	1:25.05 [5]	1:12.46 [5]	0:59.82 [5]	0:47.52 [6]	0:35.47	-3
		Angela Jones		400m	400m	(0:16.33)	(0:12.55)	(0:12.55)	(0:12.59)	(0:12.64)	(0:12.30)	(0:12.05)		

Scratched: Malabar (#2)



Doomben QLD Professional
Race 1: STRADBROKE SEASON ON SALE NOW BENCHMARK 68
Handicap - 2020m
24 February 2024 - 12:13



Track Rating: Good 4, Weather: Overcast, Rail Position: +2.5m

Section						600m	400m	200m	Last 600m			
Field Times						0:35.10 (0:11.66)	0:23.44 (0:11.39)	0:12.05 (0:12.05)	0:35.10			
Rank	TAB	Horse/Jockey	Barrier	Top Speed [km/h]	Fastest Section					Margin		
1	11	DISPUTED RIVER	2	64.8	0:11.30	0:34.67 [5]	0:23.09 [5]	0:11.79 [5]	2:05.58	0:34.67		
		Jake Bayliss		400m	400m	(0:11.58)	(0:11.30)	(0:11.79)				
2	1	GRECIAN LASS	3	64.3	0:11.39	0:35.13 [1]	0:23.47 [1]	0:12.08 [1]	0.2L	0:35.13 -6		
		Tahlia Fenlon		400m	400m	(0:11.66)	(0:11.39)	(0:12.08)				
3	13	FLASH PRINCE	1	64.4	0:11.38	0:35.01 [4]	0:23.37 [4]	0:11.99 [3]	0.76L	0:35.01 -9		
		Luke Tarrant		400m	400m	(0:11.64)	(0:11.38)	(0:11.99)				
4	4	MOTELL	10	64.4	0:11.37	0:35.11 [3]	0:23.47 [3]	0:12.10 [2]	0.86L	0:35.11 +3		
		Cejay Graham		400m	400m	(0:11.64)	(0:11.37)	(0:12.10)				
5	6	GUTS 'N' GLORY	7	63.4	0:11.52	0:35.28 [2]	0:23.59 [2]	0:12.07 [4]	1.45L	0:35.28 -1		
		Kyle Wilson-Taylor		400m	400m	(0:11.69)	(0:11.52)	(0:12.07)				
6	9	SIGOURNEY	12	65.6	0:11.12	0:34.35 [12]	0:22.79 [12]	0:11.67 [7]	1.55L	0:34.35 -2		
		Jim Byrne		400m	400m	(0:11.56)	(0:11.12)	(0:11.67)				
7	3	BECKFORD	13	65.7	0:11.37	0:34.63 [9]	0:22.82 [11]	0:11.45 [11]	1.65L	0:34.63 +6		
		Yvette Lewis		200m	400m	(0:11.81)	(0:11.37)	(0:11.45)				
8	8	FOUR O'CLOCK KNOCK	11	65.1	0:11.33	0:34.72 [8]	0:23.22 [6]	0:11.89 [6]	2.05L	0:34.72 -6		
		Andrew Mallyon		400m	400m	(0:11.50)	(0:11.33)	(0:11.89)				
9	10	BAK DA MAN	5	65.2	0:11.37	0:34.74 [11]	0:23.26 [10]	0:11.89 [9]	3.64L	0:34.74 +5		
		James Orman		600m	400m	(0:11.48)	(0:11.37)	(0:11.89)				
10	5	MISHANI MISSILE	4	63.9	0:11.47	0:35.03 [10]	0:23.49 [8]	0:12.02 [8]	4.17L	0:35.03 +2		
		Boris Thornton		400m	400m	(0:11.54)	(0:11.47)	(0:12.02)				

Scratched: Malabar (#2)

Report Created: Sat 24 February 2024 12:55 GMT+ (Note: Timing is based on position data)

Page 3/16

[] Ranking at each section and finish
-:-:- No data available at this section
NA No data available

SCN Saddle cloth number
DNF Did not finish
DNT Did not track

data processed by  TRIPLESDATA



Doomben QLD Professional
Race 1: STRADBROKE SEASON ON SALE NOW BENCHMARK 68
Handicap - 2020m
24 February 2024 - 12:13



Track Rating: Good 4, Weather: Overcast, Rail Position: +2.5m

Section					600m	400m	200m				Last 600m
Field Times					0:35.10 (0:11.66)	0:23.44 (0:11.39)	0:12.05 (0:12.05)				0:35.10
Rank	TAB	Horse/Jockey	Barrier	Top Speed [km/h]	Fastest Section				Margin		
11	7	ARTFUL GIRL	9	64.6	0:11.54	0:35.47 [6]	0:23.55 [9]	0:12.01 [12]	5.26L	0:35.47	+6
		Marnu Potgieter		400m	400m	(0:11.92)	(0:11.54)	(0:12.01)			
12	12	CONTRITION	8	63.5	0:11.60	0:35.47 [7]	0:23.71 [7]	0:12.11 [10]	5.31L	0:35.47	-3
		Angela Jones		400m	400m	(0:11.76)	(0:11.60)	(0:12.11)			

Scratched: Malabar (#2)



Horse/Jockey Name	Disputed River
Final Rank	1
Fastest Section Time (Section)	0:11.30 (400m)
Top Speed [km/h] (Section)	64.8 (400m)
Race State	Finished

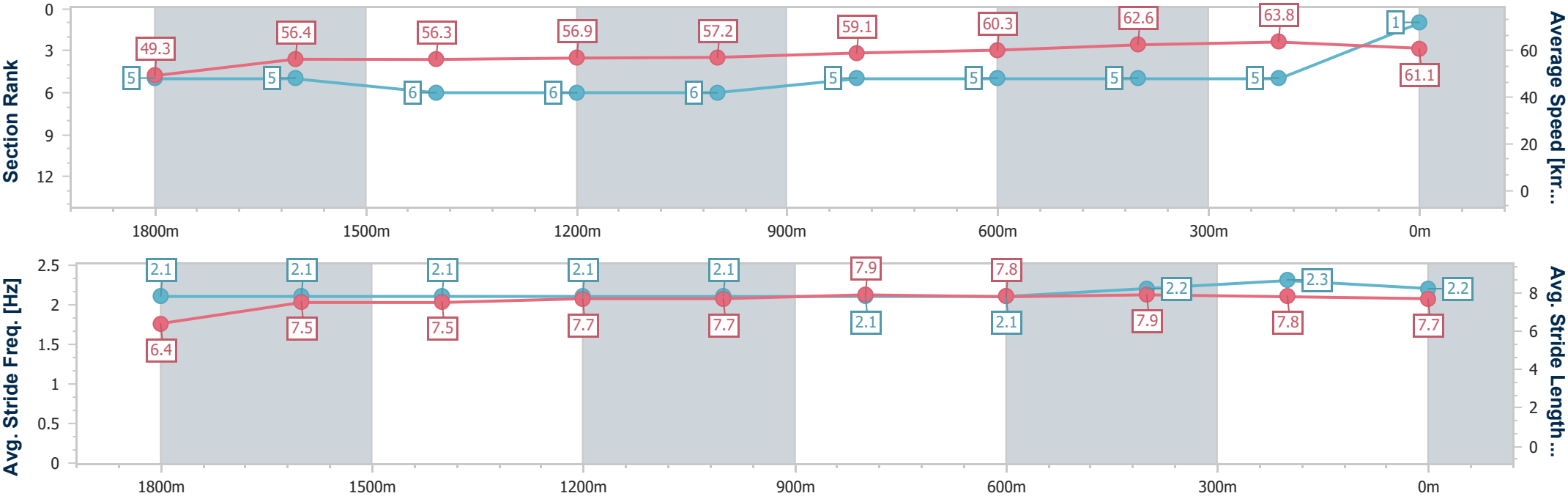


Doomben QLD Professional
Race 1: STRADBROKE SEASON ON SALE NOW BENCHMARK
68 Handicap - 2020m
24 February 2024 - 12:13
Track Rating: Good 4, Weather: Overcast, Rail Position: +2.5m



BRISBANE
RACING CLUB

Section	Overall	1800m	1600m	1400m	1200m	1000m	800m	600m	400m	200m			
Section Times	2:05.58 [1] (0:16.06)	1:49.52 [5] (0:12.64)	1:36.88 [5] (0:12.73)	1:24.15 [6] (0:12.66)	1:11.49 [6] (0:12.58)	0:58.91 [6] (0:12.26)	0:46.65 [5] (0:11.98)	0:34.67 [5] (0:11.58)	0:23.09 [5] (0:11.30)	0:11.79 [5] (0:11.79)			
Average Speed [km/h]	49.3	56.4	56.3	56.9	57.2	59.1	60.3	62.6	63.8	61.1			
Top Speed [km/h]	60.1	58.5	57.4	57.8	58.5	59.8	61.7	63.8	64.8	63.3			
Avg. Dist. to Rail [m]	1.1	1.8	1.6	0.8	1.4	1.3	1.2	0.9	2.0	3.1			
Avg. Stride Freq. [Hz]	2.1	2.1	2.1	2.1	2.1	2.1	2.1	2.2	2.3	2.2			
Avg. Stride Length [m]	6.4	7.5	7.5	7.7	7.7	7.9	7.8	7.9	7.8	7.7			





Horse/Jockey Name	Grecian Lass
Final Rank	2
Fastest Section Time (Section)	0:11.39 (400m)
Top Speed [km/h] (Section)	64.3 (400m)
Race State	Finished

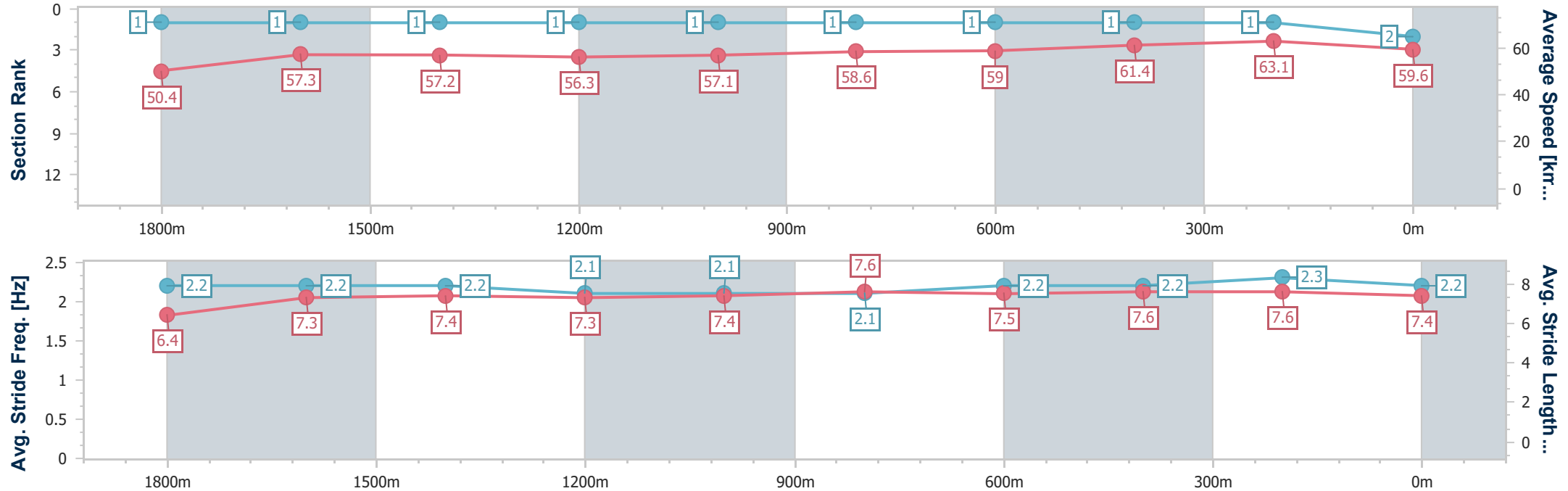


Doomben QLD Professional
Race 1: STRADBROKE SEASON ON SALE NOW BENCHMARK
68 Handicap - 2020m
24 February 2024 - 12:13
Track Rating: Good 4, Weather: Overcast, Rail Position: +2.5m



BRISBANE
RACING CLUB

Section	Overall	1800m	1600m	1400m	1200m	1000m	800m	600m	400m	200m			
Section Times	2:05.61 [2] (0:15.75)	1:49.86 [1] (0:12.37)	1:37.49 [1] (0:12.49)	1:25.00 [1] (0:12.72)	1:12.28 [1] (0:12.61)	0:59.67 [1] (0:12.32)	0:47.35 [1] (0:12.22)	0:35.13 [1] (0:11.66)	0:23.47 [1] (0:11.39)	0:12.08 [1] (0:12.08)			
Average Speed [km/h]	50.4	57.3	57.2	56.3	57.1	58.6	59.0	61.4	63.1	59.6			
Top Speed [km/h]	60.6	59.5	57.8	57.2	58.6	59.1	61.1	62.3	64.3	61.9			
Avg. Dist. to Rail [m]	1.4	2.5	2.1	0.7	0.6	0.5	0.2	0.7	0.7	0.7			
Avg. Stride Freq. [Hz]	2.2	2.2	2.2	2.1	2.1	2.1	2.2	2.2	2.3	2.2			
Avg. Stride Length [m]	6.4	7.3	7.4	7.3	7.4	7.6	7.5	7.6	7.6	7.4			





Horse/Jockey Name	Flash Prince
Final Rank	3
Fastest Section Time (Section)	0:11.38 (400m)
Top Speed [km/h] (Section)	64.4 (400m)
Race State	Finished

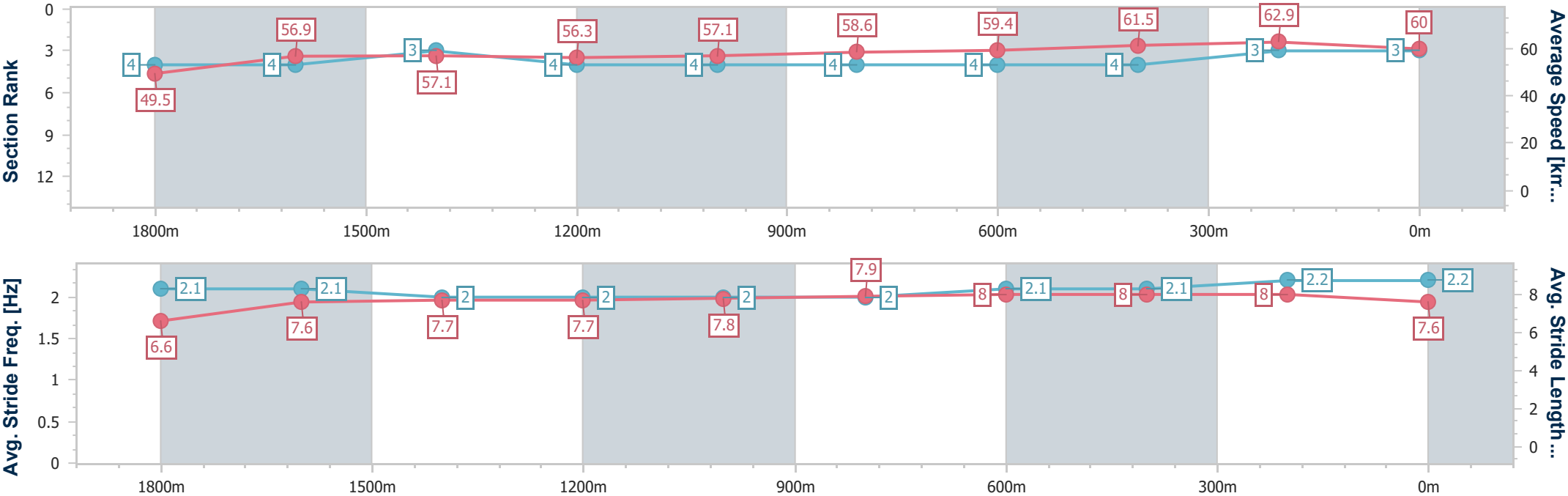


Doomben QLD Professional
Race 1: STRADBROKE SEASON ON SALE NOW BENCHMARK
68 Handicap - 2020m
24 February 2024 - 12:13
Track Rating: Good 4, Weather: Overcast, Rail Position: +2.5m



BRISBANE
RACING CLUB

Section	Overall	1800m	1600m	1400m	1200m	1000m	800m	600m	400m	200m			
Section Times	2:05.71 [3] (0:16.02)	1:49.69 [4] (0:12.44)	1:37.25 [4] (0:12.54)	1:24.71 [3] (0:12.75)	1:11.96 [4] (0:12.57)	0:59.39 [4] (0:12.29)	0:47.10 [4] (0:12.09)	0:35.01 [4] (0:11.64)	0:23.37 [4] (0:11.38)	0:11.99 [3] (0:11.99)			
Average Speed [km/h]	49.5	56.9	57.1	56.3	57.1	58.6	59.4	61.5	62.9	60.0			
Top Speed [km/h]	60.0	58.9	57.4	57.3	58.4	59.4	61.2	62.5	64.4	61.8			
Avg. Dist. to Rail [m]	2.1	2.9	2.0	0.5	0.2	0.1	0.8	1.3	1.5	2.2			
Avg. Stride Freq. [Hz]	2.1	2.1	2.0	2.0	2.0	2.0	2.1	2.1	2.2	2.2			
Avg. Stride Length [m]	6.6	7.6	7.7	7.7	7.8	7.9	8.0	8.0	8.0	7.6			





Horse/Jockey Name	Motell
Final Rank	4
Fastest Section Time (Section)	0:11.37 (400m)
Top Speed [km/h] (Section)	64.4 (400m)
Race State	Finished

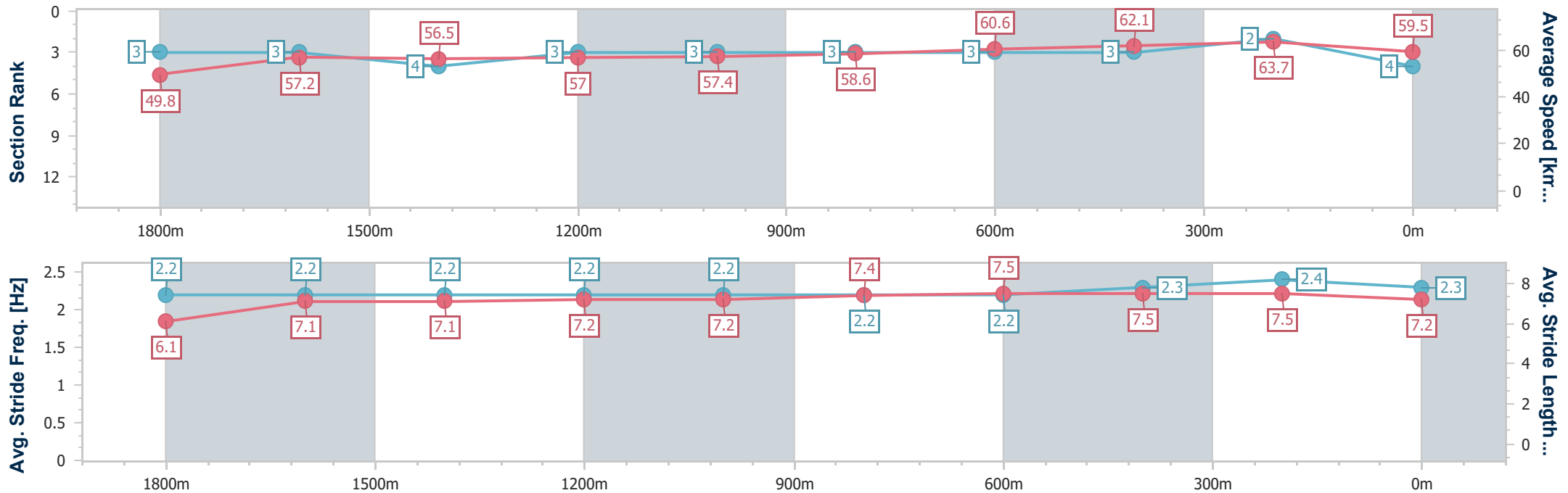


Doomben QLD Professional
Race 1: STRADBROKE SEASON ON SALE NOW BENCHMARK
68 Handicap - 2020m
24 February 2024 - 12:13
Track Rating: Good 4, Weather: Overcast, Rail Position: +2.5m



BRISBANE
RACING CLUB

Section	Overall	1800m	1600m	1400m	1200m	1000m	800m	600m	400m	200m			
Section Times	2:05.73 [4] (0:15.93)	1:49.80 [3] (0:12.50)	1:37.30 [3] (0:12.63)	1:24.67 [4] (0:12.67)	1:12.00 [3] (0:12.52)	0:59.48 [3] (0:12.32)	0:47.16 [3] (0:12.05)	0:35.11 [3] (0:11.64)	0:23.47 [3] (0:11.37)	0:12.10 [2] (0:12.10)			
Average Speed [km/h]	49.8	57.2	56.5	57.0	57.4	58.6	60.6	62.1	63.7	59.5			
Top Speed [km/h]	60.4	59.2	57.9	57.6	58.7	59.7	62.4	63.1	64.4	62.2			
Avg. Dist. to Rail [m]	3.9	0.8	1.6	0.7	1.6	1.4	1.9	1.5	1.8	1.4			
Avg. Stride Freq. [Hz]	2.2	2.2	2.2	2.2	2.2	2.2	2.2	2.3	2.4	2.3			
Avg. Stride Length [m]	6.1	7.1	7.1	7.2	7.2	7.4	7.5	7.5	7.5	7.2			





Horse/Jockey Name	Guts 'N' Glory
Final Rank	5
Fastest Section Time (Section)	0:11.52 (400m)
Top Speed [km/h] (Section)	63.4 (400m)
Race State	Finished

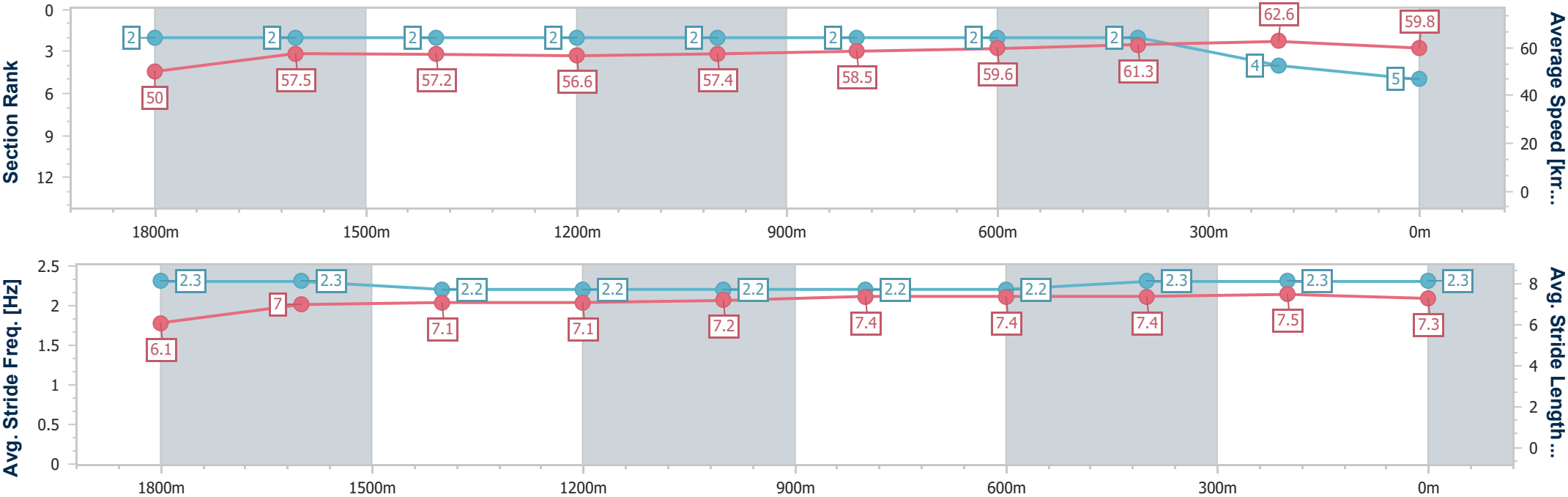


Doomben QLD Professional
Race 1: STRADBROKE SEASON ON SALE NOW BENCHMARK
68 Handicap - 2020m
24 February 2024 - 12:13
Track Rating: Good 4, Weather: Overcast, Rail Position: +2.5m



BRISBANE
RACING CLUB

Section	Overall	1800m	1600m	1400m	1200m	1000m	800m	600m	400m	200m			
Section Times	2:05.83 [5] (0:15.87)	1:49.96 [2] (0:12.33)	1:37.63 [2] (0:12.49)	1:25.14 [2] (0:12.80)	1:12.34 [2] (0:12.55)	0:59.79 [2] (0:12.36)	0:47.43 [2] (0:12.15)	0:35.28 [2] (0:11.69)	0:23.59 [2] (0:11.52)	0:12.07 [4] (0:12.07)			
Average Speed [km/h]	50.0	57.5	57.2	56.6	57.4	58.5	59.6	61.3	62.6	59.8			
Top Speed [km/h]	60.1	59.3	57.9	57.1	58.1	59.3	61.2	62.1	63.4	61.4			
Avg. Dist. to Rail [m]	3.0	2.5	1.8	1.0	2.4	2.0	1.1	0.5	0.9	0.4			
Avg. Stride Freq. [Hz]	2.3	2.3	2.2	2.2	2.2	2.2	2.2	2.3	2.3	2.3			
Avg. Stride Length [m]	6.1	7.0	7.1	7.1	7.2	7.4	7.4	7.4	7.5	7.3			





Horse/Jockey Name	Sigourney
Final Rank	6
Fastest Section Time (Section)	0:11.12 (400m)
Top Speed [km/h] (Section)	65.6 (400m)
Race State	Finished

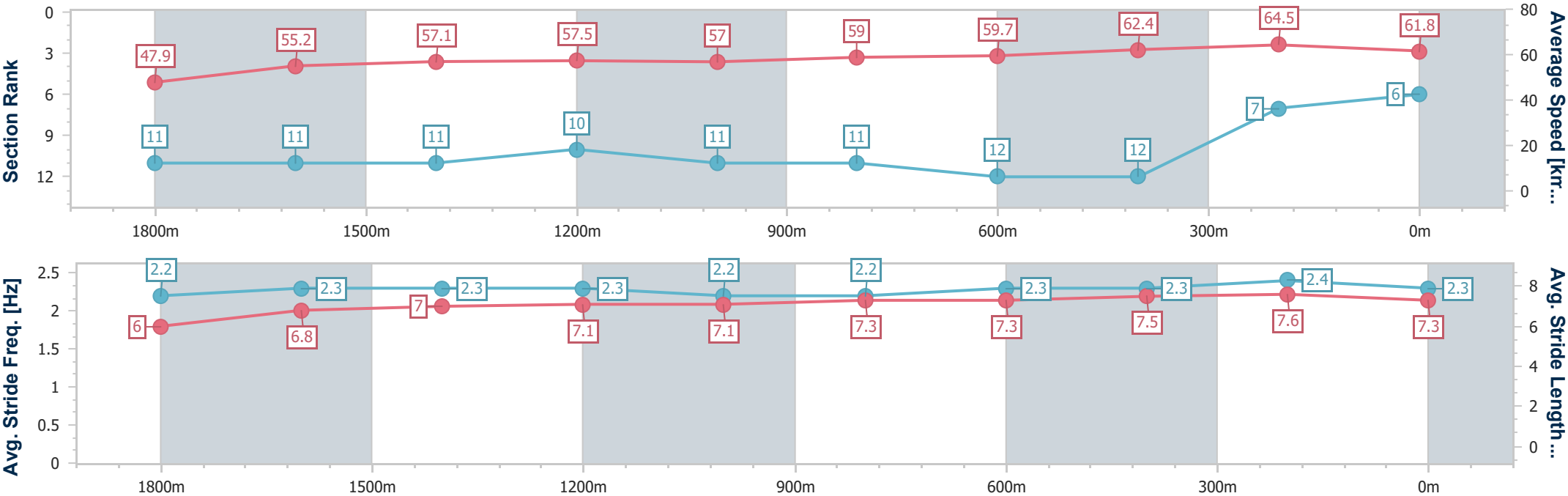


Doomben QLD Professional
Race 1: STRADBROKE SEASON ON SALE NOW BENCHMARK
68 Handicap - 2020m
24 February 2024 - 12:13
Track Rating: Good 4, Weather: Overcast, Rail Position: +2.5m



BRISBANE
RACING CLUB

Section	Overall	1800m	1600m	1400m	1200m	1000m	800m	600m	400m	200m			
Section Times	2:05.84 [6] (0:16.59)	1:49.25 [11] (0:12.91)	1:36.34 [11] (0:12.54)	1:23.80 [11] (0:12.52)	1:11.28 [10] (0:12.62)	0:58.66 [11] (0:12.24)	0:46.42 [11] (0:12.07)	0:34.35 [12] (0:11.56)	0:22.79 [12] (0:11.12)	0:11.67 [7] (0:11.67)			
Average Speed [km/h]	47.9	55.2	57.1	57.5	57.0	59.0	59.7	62.4	64.5	61.8			
Top Speed [km/h]	60.3	58.9	58.0	59.1	59.1	59.5	60.7	63.9	65.6	63.7			
Avg. Dist. to Rail [m]	4.3	1.7	1.4	0.7	1.4	0.6	0.4	0.3	0.8	2.5			
Avg. Stride Freq. [Hz]	2.2	2.3	2.3	2.3	2.2	2.2	2.3	2.3	2.4	2.3			
Avg. Stride Length [m]	6.0	6.8	7.0	7.1	7.1	7.3	7.3	7.5	7.6	7.3			





Horse/Jockey Name	Beckford
Final Rank	7
Fastest Section Time (Section)	0:11.37 (400m)
Top Speed [km/h] (Section)	65.7 (200m)
Race State	Finished

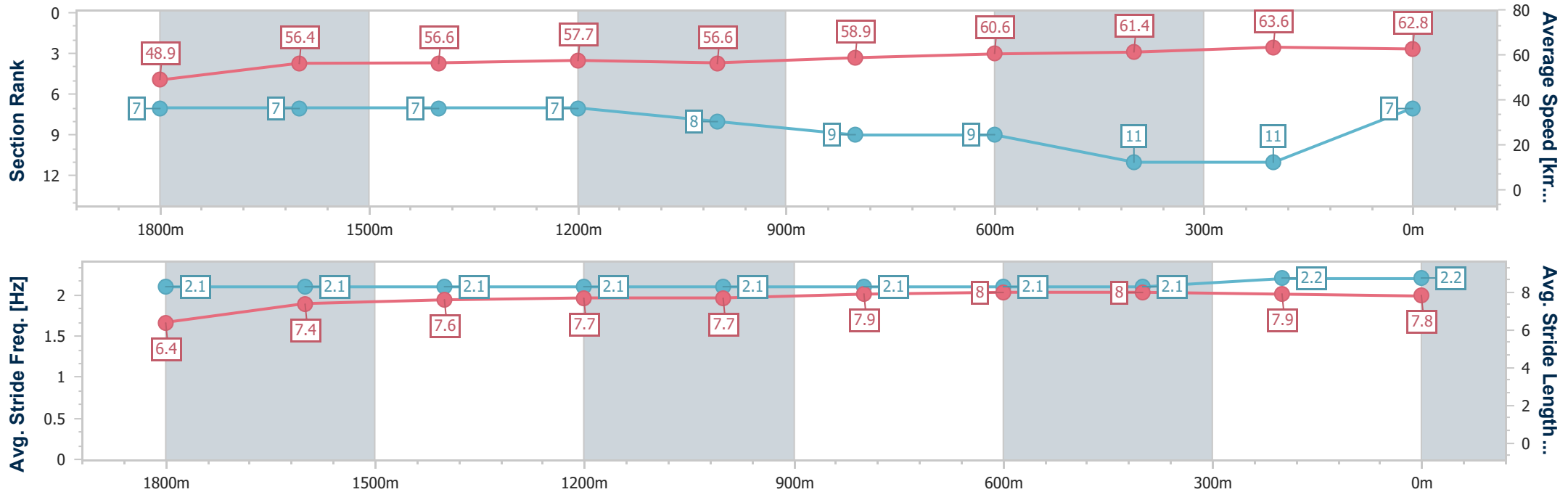


Doomben QLD Professional
Race 1: STRADBROKE SEASON ON SALE NOW BENCHMARK
68 Handicap - 2020m
24 February 2024 - 12:13
Track Rating: Good 4, Weather: Overcast, Rail Position: +2.5m



BRISBANE
RACING CLUB

Section	Overall	1800m	1600m	1400m	1200m	1000m	800m	600m	400m	200m			
Section Times	2:05.86 [7] (0:16.22)	1:49.64 [7] (0:12.71)	1:36.93 [7] (0:12.71)	1:24.22 [7] (0:12.56)	1:11.66 [7] (0:12.72)	0:58.94 [8] (0:12.30)	0:46.64 [9] (0:12.01)	0:34.63 [9] (0:11.81)	0:22.82 [11] (0:11.37)	0:11.45 [11] (0:11.45)			
Average Speed [km/h]	48.9	56.4	56.6	57.7	56.6	58.9	60.6	61.4	63.6	62.8			
Top Speed [km/h]	59.2	59.0	57.5	58.9	57.6	59.4	61.5	62.3	64.7	65.7			
Avg. Dist. to Rail [m]	5.6	0.6	0.5	1.3	2.4	2.3	2.0	1.3	2.8	5.9			
Avg. Stride Freq. [Hz]	2.1	2.1	2.1	2.1	2.1	2.1	2.1	2.1	2.2	2.2			
Avg. Stride Length [m]	6.4	7.4	7.6	7.7	7.7	7.9	8.0	8.0	7.9	7.8			





Horse/Jockey Name	Four O'clock Knock
Final Rank	8
Fastest Section Time (Section)	0:11.33 (400m)
Top Speed [km/h] (Section)	65.1 (400m)
Race State	Finished

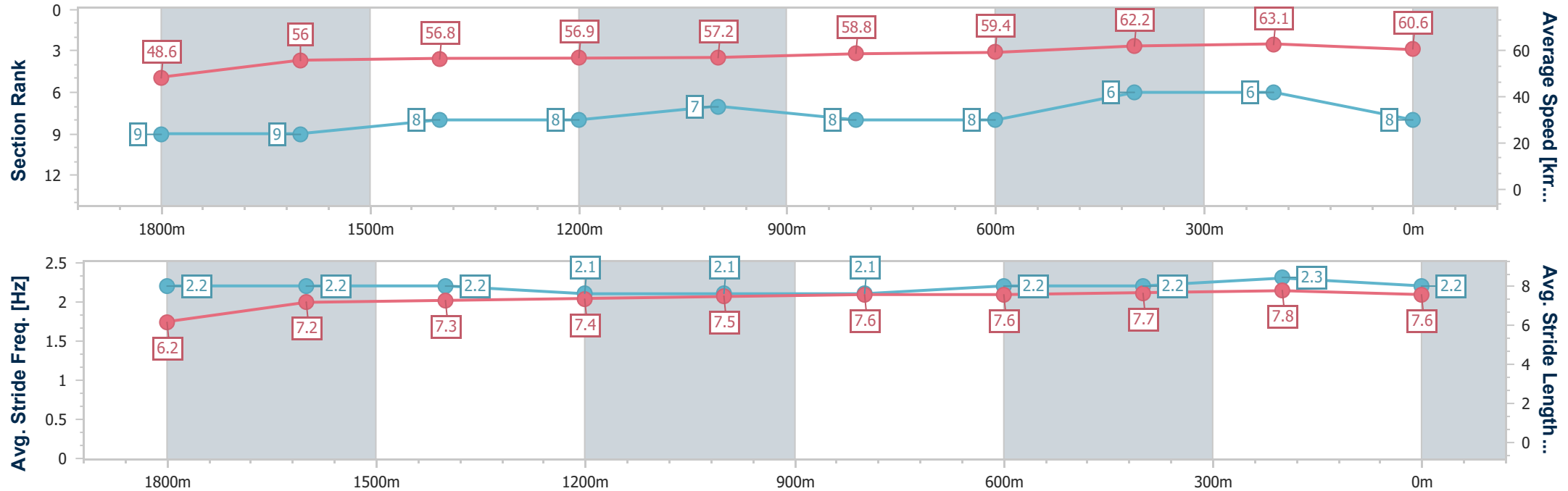


Doomben QLD Professional
Race 1: STRADBROKE SEASON ON SALE NOW BENCHMARK
68 Handicap - 2020m
24 February 2024 - 12:13
Track Rating: Good 4, Weather: Overcast, Rail Position: +2.5m



BRISBANE
RACING CLUB

Section	Overall	1800m	1600m	1400m	1200m	1000m	800m	600m	400m	200m			
Section Times	2:05.93 [8] (0:16.35)	1:49.58 [9] (0:12.74)	1:36.84 [9] (0:12.60)	1:24.24 [8] (0:12.59)	1:11.65 [8] (0:12.62)	0:59.03 [7] (0:12.24)	0:46.79 [8] (0:12.07)	0:34.72 [8] (0:11.50)	0:23.22 [6] (0:11.33)	0:11.89 [6] (0:11.89)			
Average Speed [km/h]	48.6	56.0	56.8	56.9	57.2	58.8	59.4	62.2	63.1	60.6			
Top Speed [km/h]	60.7	57.6	57.7	58.0	58.3	60.7	60.7	63.5	65.1	61.7			
Avg. Dist. to Rail [m]	4.5	1.9	1.2	0.3	0.5	0.3	0.5	1.4	0.8	2.5			
Avg. Stride Freq. [Hz]	2.2	2.2	2.2	2.1	2.1	2.1	2.2	2.2	2.3	2.2			
Avg. Stride Length [m]	6.2	7.2	7.3	7.4	7.5	7.6	7.6	7.7	7.8	7.6			





Horse/Jockey Name	Bak Da Man
Final Rank	9
Fastest Section Time (Section)	0:11.37 (400m)
Top Speed [km/h] (Section)	65.2 (600m)
Race State	Finished

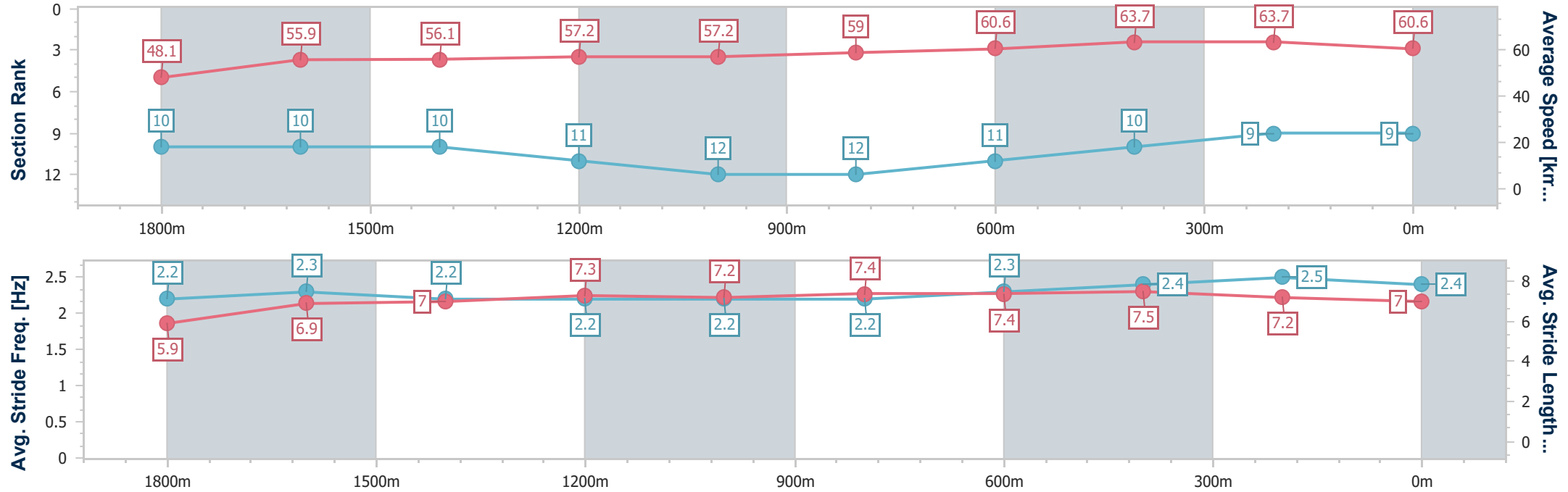


Doomben QLD Professional
Race 1: STRADBROKE SEASON ON SALE NOW BENCHMARK
68 Handicap - 2020m
24 February 2024 - 12:13
Track Rating: Good 4, Weather: Overcast, Rail Position: +2.5m



BRISBANE
RACING CLUB

Section	Overall	1800m	1600m	1400m	1200m	1000m	800m	600m	400m	200m			
Section Times	2:06.20 [9] (0:16.46)	1:49.74 [10] (0:12.77)	1:36.97 [10] (0:12.78)	1:24.19 [10] (0:12.64)	1:11.55 [11] (0:12.58)	0:58.97 [12] (0:12.26)	0:46.71 [12] (0:11.97)	0:34.74 [11] (0:11.48)	0:23.26 [10] (0:11.37)	0:11.89 [9] (0:11.89)			
Average Speed [km/h]	48.1	55.9	56.1	57.2	57.2	59.0	60.6	63.7	63.7	60.6			
Top Speed [km/h]	59.0	57.2	58.0	58.2	59.8	59.9	62.1	65.2	64.7	62.4			
Avg. Dist. to Rail [m]	2.2	1.1	1.0	0.6	1.6	1.6	1.5	2.3	5.6	7.9			
Avg. Stride Freq. [Hz]	2.2	2.3	2.2	2.2	2.2	2.2	2.3	2.4	2.5	2.4			
Avg. Stride Length [m]	5.9	6.9	7.0	7.3	7.2	7.4	7.4	7.5	7.2	7.0			





Horse/Jockey Name	Mishani Missile
Final Rank	10
Fastest Section Time (Section)	0:11.47 (400m)
Top Speed [km/h] (Section)	63.9 (400m)
Race State	Finished

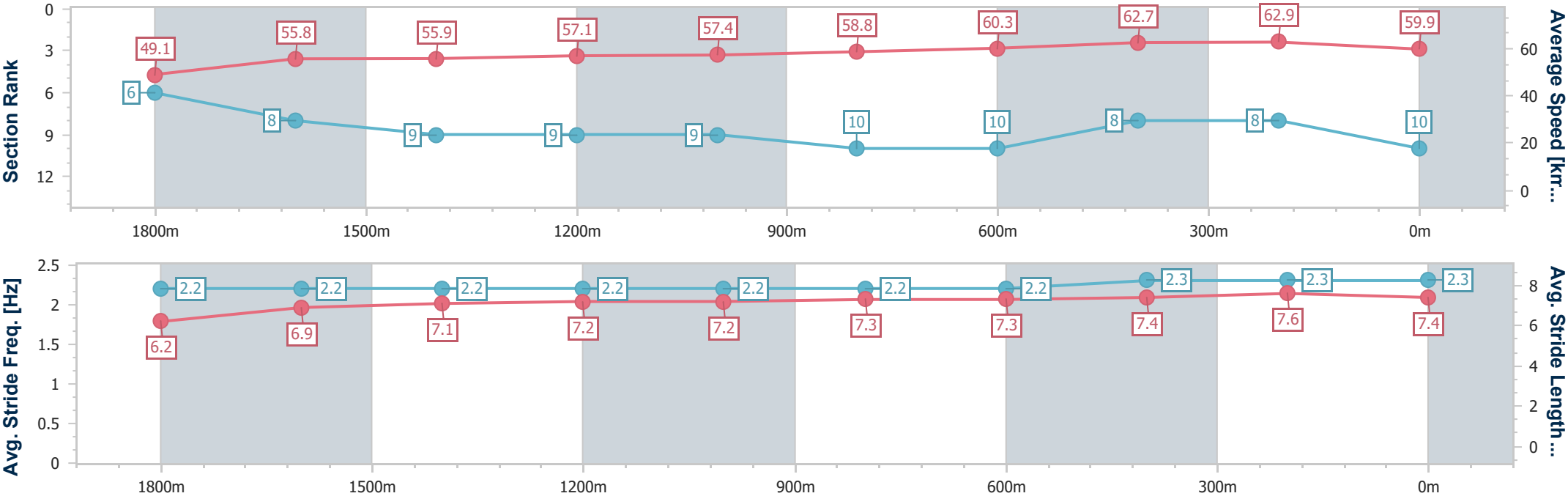


Doomben QLD Professional
Race 1: STRADBROKE SEASON ON SALE NOW BENCHMARK
68 Handicap - 2020m
24 February 2024 - 12:13
Track Rating: Good 4, Weather: Overcast, Rail Position: +2.5m



BRISBANE
RACING CLUB

Section	Overall	1800m	1600m	1400m	1200m	1000m	800m	600m	400m	200m			
Section Times	2:06.29 [10] (0:16.12)	1:50.17 [6] (0:12.84)	1:37.33 [8] (0:12.80)	1:24.53 [9] (0:12.69)	1:11.84 [9] (0:12.55)	0:59.29 [9] (0:12.27)	0:47.02 [10] (0:11.99)	0:35.03 [10] (0:11.54)	0:23.49 [8] (0:11.47)	0:12.02 [8] (0:12.02)			
Average Speed [km/h]	49.1	55.8	55.9	57.1	57.4	58.8	60.3	62.7	62.9	59.9			
Top Speed [km/h]	59.5	57.3	57.7	57.7	59.0	60.2	61.0	63.4	63.9	62.3			
Avg. Dist. to Rail [m]	1.6	1.0	0.7	0.5	1.5	1.3	1.1	0.7	2.9	4.5			
Avg. Stride Freq. [Hz]	2.2	2.2	2.2	2.2	2.2	2.2	2.2	2.3	2.3	2.3			
Avg. Stride Length [m]	6.2	6.9	7.1	7.2	7.2	7.3	7.3	7.4	7.6	7.4			





Horse/Jockey Name	Artful Girl
Final Rank	11
Fastest Section Time (Section)	0:11.54 (400m)
Top Speed [km/h] (Section)	64.6 (400m)
Race State	Finished

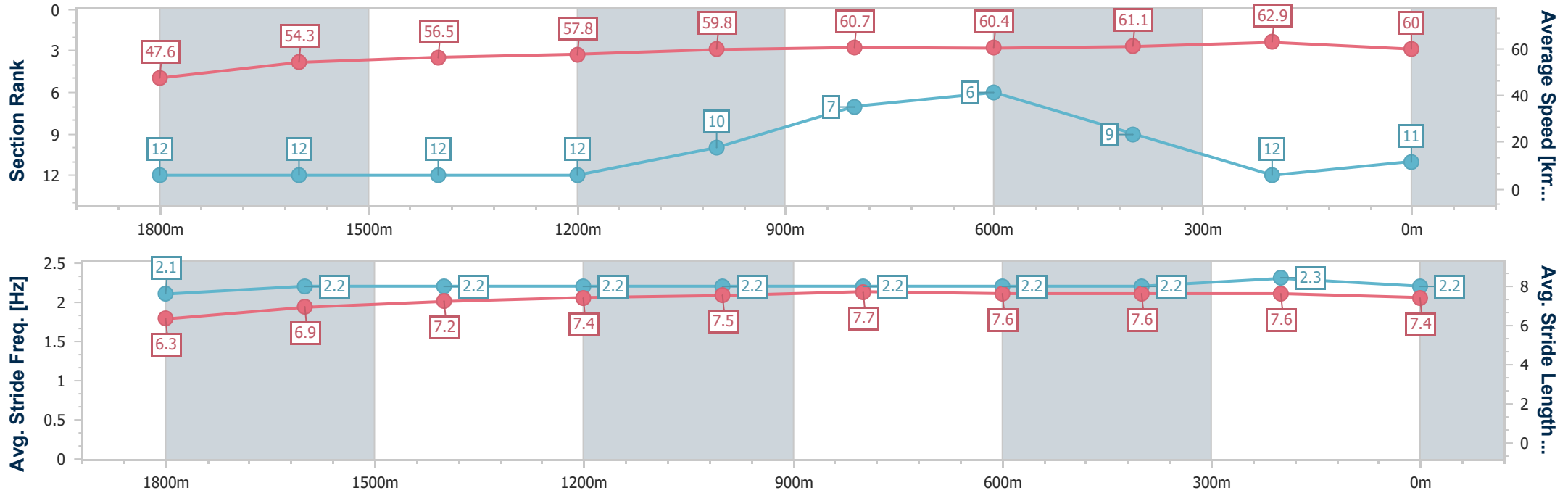


Doomben QLD Professional
Race 1: STRADBROKE SEASON ON SALE NOW BENCHMARK
68 Handicap - 2020m
24 February 2024 - 12:13
Track Rating: Good 4, Weather: Overcast, Rail Position: +2.5m



BRISBANE
RACING CLUB

Section	Overall	1800m	1600m	1400m	1200m	1000m	800m	600m	400m	200m			
Section Times	2:06.47 [11] (0:16.70)	1:49.77 [12] (0:13.07)	1:36.70 [12] (0:12.68)	1:24.02 [12] (0:12.56)	1:11.46 [12] (0:12.05)	0:59.41 [10] (0:11.90)	0:47.51 [7] (0:12.04)	0:35.47 [6] (0:11.92)	0:23.55 [9] (0:11.54)	0:12.01 [12] (0:12.01)			
Average Speed [km/h]	47.6	54.3	56.5	57.8	59.8	60.7	60.4	61.1	62.9	60.0			
Top Speed [km/h]	59.9	58.8	58.0	59.4	62.3	62.2	60.9	61.6	64.6	62.9			
Avg. Dist. to Rail [m]	3.3	2.3	0.8	0.8	2.8	2.7	2.1	2.2	5.3	7.9			
Avg. Stride Freq. [Hz]	2.1	2.2	2.2	2.2	2.2	2.2	2.2	2.2	2.3	2.2			
Avg. Stride Length [m]	6.3	6.9	7.2	7.4	7.5	7.7	7.6	7.6	7.6	7.4			





Horse/Jockey Name	Contribution
Final Rank	12
Fastest Section Time (Section)	0:11.60 (400m)
Top Speed [km/h] (Section)	63.5 (400m)
Race State	Finished

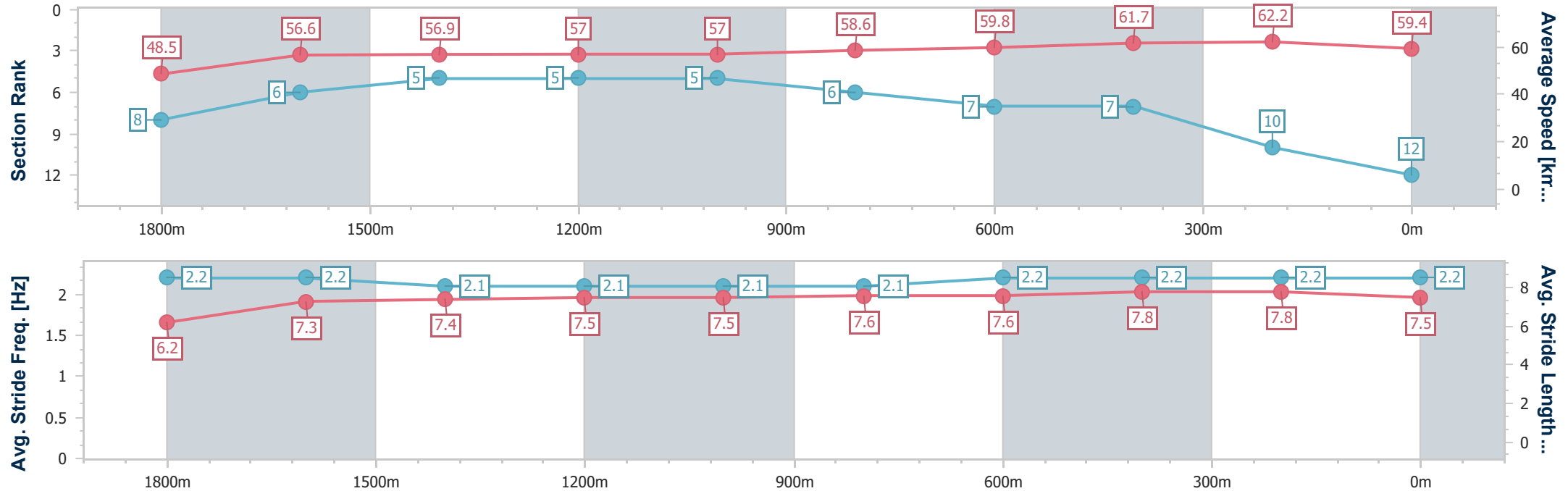


Doomben QLD Professional
Race 1: STRADBROKE SEASON ON SALE NOW BENCHMARK
68 Handicap - 2020m
24 February 2024 - 12:13
Track Rating: Good 4, Weather: Overcast, Rail Position: +2.5m



BRISBANE
RACING CLUB

Section	Overall	1800m	1600m	1400m	1200m	1000m	800m	600m	400m	200m			
Section Times	2:06.48 [12] (0:16.33)	1:50.15 [8] (0:12.55)	1:37.60 [6] (0:12.55)	1:25.05 [5] (0:12.59)	1:12.46 [5] (0:12.64)	0:59.82 [5] (0:12.30)	0:47.52 [6] (0:12.05)	0:35.47 [7] (0:11.76)	0:23.71 [7] (0:11.60)	0:12.11 [10] (0:12.11)			
Average Speed [km/h]	48.5	56.6	56.9	57.0	57.0	58.6	59.8	61.7	62.2	59.4			
Top Speed [km/h]	60.1	58.9	57.6	57.4	58.0	59.5	61.1	62.1	63.5	61.2			
Avg. Dist. to Rail [m]	3.0	2.6	2.1	0.6	0.4	0.4	0.7	0.6	2.3	3.1			
Avg. Stride Freq. [Hz]	2.2	2.2	2.1	2.1	2.1	2.1	2.2	2.2	2.2	2.2			
Avg. Stride Length [m]	6.2	7.3	7.4	7.5	7.5	7.6	7.6	7.8	7.8	7.5			





Doomben QLD Professional

Race 2: GIRLS DAY OUT 2 MARCH Class 1 Handicap - 1615m

24 February 2024 - 12:48



BRISBANE
RACING CLUB

Track Rating: Good 4, Weather: Overcast, Rail Position: +2.5m

Section						Overall	1400m	1200m	1000m	800m	600m	400m	Last 600m		
Field Times						1:36.64 (0:14.65)	1:21.99 (0:10.81)	1:11.18 (0:11.09)	1:00.09 (0:11.37)	0:48.72 (0:12.09)	0:36.63 (0:12.13)	0:24.50 (0:12.36)	0:36.63		
Rank	TAB	Horse/Jockey	Barrier	Top Speed [km/h]	Fastest Section										Distance Travelled [m]
1	7	HE'S FOR THE GIRLS	6	67.1	0:10.85	1:36.64 [1]	1:21.55 [7]	1:10.70 [6]	0:59.26 [6]	0:47.57 [6]	0:35.62 [7]	0:23.84 [6]	0:35.62		
		Taylor Marshall		1400m	1400m	(0:15.09)	(0:10.85)	(0:11.44)	(0:11.69)	(0:11.95)	(0:11.78)	(0:11.70)			
2	9	LUCANIA	3	69.2	0:10.99	1:36.83 [2]	1:22.18 [1]	1:11.19 [4]	0:59.63 [4]	0:47.94 [4]	0:36.00 [4]	0:24.14 [5]	0:36.00		
		Michael Rodd		Overall	1400m	(0:14.65)	(0:10.99)	(0:11.56)	(0:11.69)	(0:11.94)	(0:11.86)	(0:11.81)			
3	2	AMERICAN PHIREBALL	2	66.3	0:11.05	1:37.13 [3]	1:22.29 [4]	1:11.24 [5]	0:59.86 [5]	0:48.09 [5]	0:36.27 [5]	0:24.51 [4]	0:36.27		
		Kyle Wilson-Taylor		Overall	1400m	(0:14.84)	(0:11.05)	(0:11.38)	(0:11.77)	(0:11.82)	(0:11.76)	(0:11.95)			
4	11	FIRE LOVE	7	69.9	0:10.62	1:37.15 [4]	1:22.23 [5]	1:11.61 [3]	1:00.22 [3]	0:48.71 [3]	0:36.83 [3]	0:24.67 [3]	0:36.83		
		Robbie Dolan		Overall	1400m	(0:14.92)	(0:10.62)	(0:11.39)	(0:11.51)	(0:11.88)	(0:12.16)	(0:12.10)			
5	1	BLUE RAY	11	68.0	0:11.02	1:37.17 [5]	1:21.73 [11]	1:10.71 [11]	0:59.30 [10]	0:47.36 [11]	0:35.75 [10]	0:24.13 [10]	0:35.75		
		Justin Huxtable		1400m	1400m	(0:15.44)	(0:11.02)	(0:11.41)	(0:11.94)	(0:11.61)	(0:11.62)	(0:11.60)			
6	3	NOTACLUEHOWORWHO	9	67.4	0:11.12	1:37.42 [6]	1:22.08 [10]	1:10.96 [10]	0:59.51 [11]	0:47.72 [10]	0:35.89 [11]	0:24.17 [11]	0:35.89		
		Cejay Graham		Overall	1400m	(0:15.34)	(0:11.12)	(0:11.45)	(0:11.79)	(0:11.83)	(0:11.72)	(0:11.67)			
7	12	BLUEPRINT	10	66.3	0:11.17	1:37.61 [7]	1:22.00 [13]	1:10.83 [12]	0:59.42 [12]	0:47.52 [13]	0:35.70 [13]	0:24.13 [12]	0:35.70		
		Luke Tarrant		Overall	1400m	(0:15.61)	(0:11.17)	(0:11.41)	(0:11.90)	(0:11.82)	(0:11.57)	(0:11.71)			
8	4	PER CAPITA	8	66.6	0:11.01	1:37.71 [8]	1:22.53 [9]	1:11.52 [9]	1:00.11 [9]	0:48.27 [9]	0:36.51 [9]	0:24.85 [7]	0:36.51		
		Bailey Wheeler		1400m	1400m	(0:15.18)	(0:11.01)	(0:11.41)	(0:11.84)	(0:11.76)	(0:11.66)	(0:12.05)			
9	8	JOE MAMA	4	69.2	0:10.78	1:37.78 [9]	1:23.10 [3]	1:12.32 [1]	1:01.23 [1]	0:49.86 [1]	0:37.77 [2]	0:25.53 [2]	0:37.77		
		Georgina Cartwright		Overall	1400m	(0:14.68)	(0:10.78)	(0:11.09)	(0:11.37)	(0:12.09)	(0:12.24)	(0:12.35)			
10	14	WAR TOO ALL	12	66.4	0:11.20	1:37.79 [10]	1:22.19 [12]	1:10.99 [13]	0:59.47 [13]	0:47.76 [12]	0:35.98 [12]	0:24.31 [13]	0:35.98		
		Nathan Thomas		1400m	1400m	(0:15.60)	(0:11.20)	(0:11.52)	(0:11.71)	(0:11.78)	(0:11.67)	(0:11.72)			

Scratched: Divazino (#10)

Report Created: Sat 24 February 2024 13:10 GMT+ (Note: Timing is based on position data)

Page 1/17

[] Ranking at each section and finish
-:-:- No data available at this section
NA No data available

SCN Saddle cloth number
DNF Did not finish
DNT Did not track

data processed by  TRIPLES DATA



Doomben QLD Professional
Race 2: GIRLS DAY OUT 2 MARCH Class 1 Handicap - 1615m
24 February 2024 - 12:48



Track Rating: Good 4, Weather: Overcast, Rail Position: +2.5m

Section						Overall	1400m	1200m	1000m	800m	600m	400m	Last 600m	
Field Times						1:36.64 (0:14.65)	1:21.99 (0:10.81)	1:11.18 (0:11.09)	1:00.09 (0:11.37)	0:48.72 (0:12.09)	0:36.63 (0:12.13)	0:24.50 (0:12.36)	0:36.63	
Rank	TAB	Horse/Jockey	Barrier	Top Speed [km/h]	Fastest Section									Distance Travelled [m]
11	5	AMADI	5	65.9	0:11.09	1:37.87 [11]	1:22.83 [6]	1:11.74 [7]	1:00.38 [8]	0:48.56 [8]	0:36.69 [8]	0:24.96 [9]	0:36.69	-4
		Damien Thornton		Overall	1400m	(0:15.04)	(0:11.09)	(0:11.36)	(0:11.82)	(0:11.87)	(0:11.73)	(0:11.79)		
12	13	CLASSIQUE GAL	14	67.9	0:10.99	1:38.22 [12]	1:23.04 [8]	1:12.05 [8]	1:00.82 [7]	0:49.10 [7]	0:37.32 [6]	0:25.36 [8]	0:37.32	+7
		Samantha Collett		Overall	1400m	(0:15.18)	(0:10.99)	(0:11.23)	(0:11.72)	(0:11.78)	(0:11.96)	(0:12.18)		
13	6	YOU AND I	1	69.6	0:10.80	1:38.60 [13]	1:23.94 [2]	1:13.14 [1]	1:01.99 [2]	0:50.57 [2]	0:38.59 [1]	0:26.46 [1]	0:38.59	-8
		Jackson Morris		Overall	1400m	(0:14.66)	(0:10.80)	(0:11.15)	(0:11.42)	(0:11.98)	(0:12.13)	(0:12.46)		

Scratched: Divazino (#10)



Doomben QLD Professional
Race 2: GIRLS DAY OUT 2 MARCH Class 1 Handicap - 1615m
24 February 2024 - 12:48



Track Rating: Good 4, Weather: Overcast, Rail Position: +2.5m

Section						200m			Last 600m
Field Times						0:12.14			0:36.63
						(0:12.14)			
Rank	TAB	Horse/Jockey	Barrier	Top Speed [km/h]	Fastest Section	Margin			Distance Travelled [m]
1	7	HE'S FOR THE GIRLS	6	67.1	0:10.85	0:12.14 [2]	1:36.64		0:35.62
		Taylor Marshall		1400m	1400m	(0:12.14)			
2	9	LUCANIA	3	69.2	0:10.99	0:12.33 [1]	1.11L		0:36.00 +0
		Michael Rodd		Overall	1400m	(0:12.33)			
3	2	AMERICAN PHIREBALL	2	66.3	0:11.05	0:12.56 [3]	2.88L		0:36.27 -6
		Kyle Wilson-Taylor		Overall	1400m	(0:12.56)			
4	11	FIRE LOVE	7	69.9	0:10.62	0:12.57 [4]	3L		0:36.83 -10
		Robbie Dolan		Overall	1400m	(0:12.57)			
5	1	BLUE RAY	11	68.0	0:11.02	0:12.53 [7]	3.11L		0:35.75 +2
		Justin Huxtable		1400m	1400m	(0:12.53)			
6	3	NOTACLUEHOWORWHO	9	67.4	0:11.12	0:12.50 [10]	4.58L		0:35.89 -2
		Cejay Graham		Overall	1400m	(0:12.50)			
7	12	BLUEPRINT	10	66.3	0:11.17	0:12.42 [12]	5.66L		0:35.70 -1
		Luke Tarrant		Overall	1400m	(0:12.42)			
8	4	PER CAPITA	8	66.6	0:11.01	0:12.80 [9]	6.3L		0:36.51 +3
		Bailey Wheeler		1400m	1400m	(0:12.80)			
9	8	JOE MAMA	4	69.2	0:10.78	0:13.18 [5]	6.72L		0:37.77 +1
		Georgina Cartwright		Overall	1400m	(0:13.18)			
10	14	WAR TOO ALL	12	66.4	0:11.20	0:12.59 [13]	6.73L		0:35.98 -7
		Nathan Thomas		1400m	1400m	(0:12.59)			

Scratched: Divazino (#10)



Doomben QLD Professional
Race 2: GIRLS DAY OUT 2 MARCH Class 1 Handicap - 1615m
24 February 2024 - 12:48



Track Rating: Good 4, Weather: Overcast, Rail Position: +2.5m

Section
Field Times

200m
0:12.14
(0:12.14)

Last 600m
0:36.63

Rank	TAB	Horse/Jockey	Barrier	Top Speed [km/h]	Fastest Section	Margin		Distance Travelled [m]	
11	5	AMADI	5	65.9	0:11.09	0:13.17 [8]	7.2L	0:36.69	-4
		Damien Thornton		Overall	1400m	(0:13.17)			
12	13	CLASSIQUE GAL	14	67.9	0:10.99	0:13.18 [11]	9.29L	0:37.32	+7
		Samantha Collett		Overall	1400m	(0:13.18)			
13	6	YOU AND I	1	69.6	0:10.80	0:14.00 [6]	11.54L	0:38.59	-8
		Jackson Morris		Overall	1400m	(0:14.00)			

Scratched: Divazino (#10)



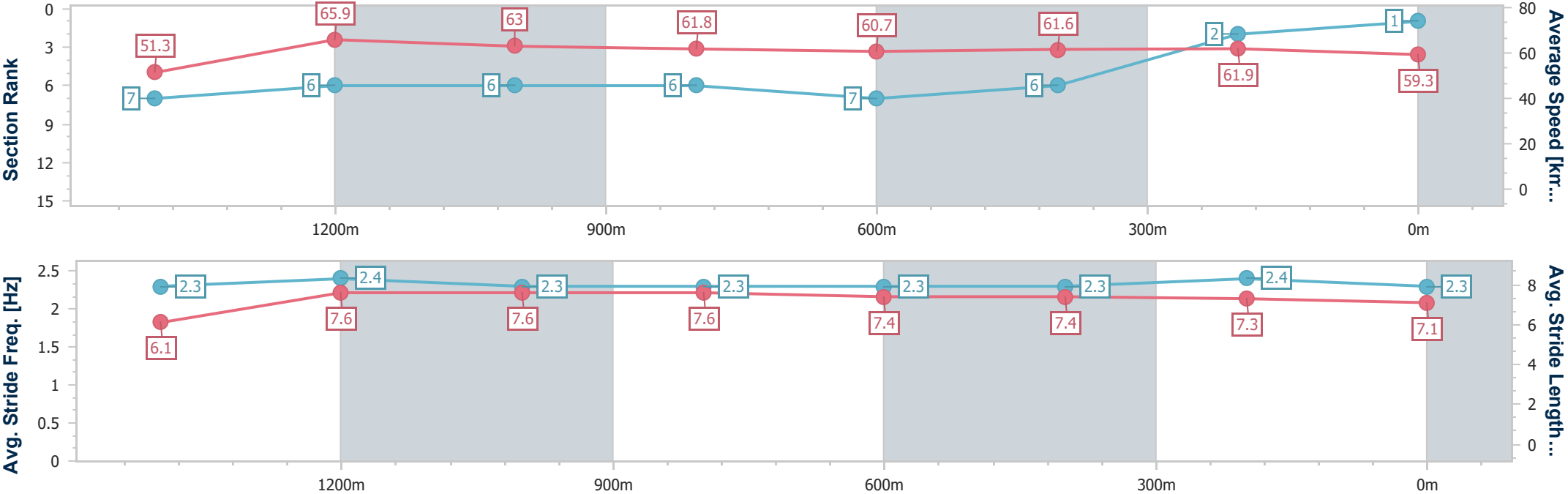
Horse/Jockey Name	He's For The Girls
Final Rank	1
Fastest Section Time (Section)	0:10.85 (1400m)
Top Speed [km/h] (Section)	67.1 (1400m)
Race State	Finished



Doomben QLD Professional
Race 2: GIRLS DAY OUT 2 MARCH Class 1 Handicap - 1615m
24 February 2024 - 12:48
Track Rating: Good 4, Weather: Overcast, Rail Position: +2.5m



Section	Overall	1400m	1200m	1000m	800m	600m	400m	200m					
Section Times	1:36.64 [1] (0:15.09)	1:21.55 [7] (0:10.85)	1:10.70 [6] (0:11.44)	0:59.26 [6] (0:11.69)	0:47.57 [6] (0:11.95)	0:35.62 [7] (0:11.78)	0:23.84 [6] (0:11.70)	0:12.14 [2] (0:12.14)					
Average Speed [km/h]	51.3	65.9	63.0	61.8	60.7	61.6	61.9	59.3					
Top Speed [km/h]	65.5	67.1	64.4	62.5	61.9	62.9	63.5	61.0					
Avg. Dist. to Rail [m]	4.2	1.0	0.7	0.9	1.5	1.0	4.5	5.1					
Avg. Stride Freq. [Hz]	2.3	2.4	2.3	2.3	2.3	2.3	2.4	2.3					
Avg. Stride Length [m]	6.1	7.6	7.6	7.6	7.4	7.4	7.3	7.1					



[] Ranking at each section and finish
-.-.- No data available at this section
NA No data available



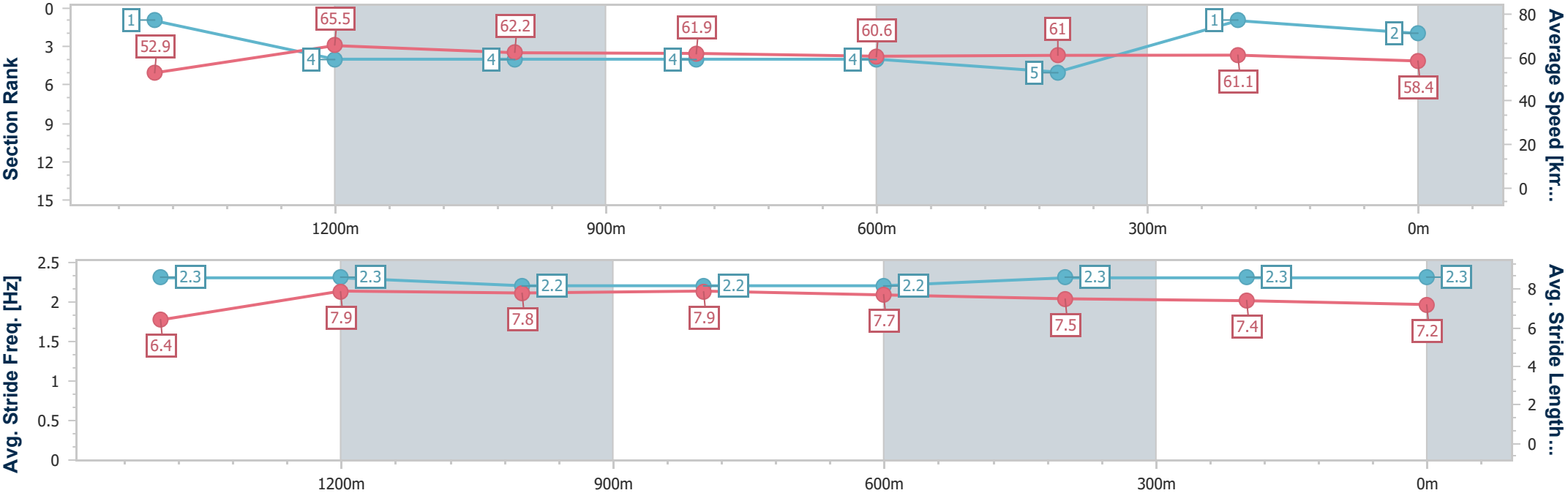
Horse/Jockey Name	Lucania
Final Rank	2
Fastest Section Time (Section)	0:10.99 (1400m)
Top Speed [km/h] (Section)	69.2 (Overall)
Race State	Finished



Doomben QLD Professional
Race 2: GIRLS DAY OUT 2 MARCH Class 1 Handicap - 1615m
24 February 2024 - 12:48
Track Rating: Good 4, Weather: Overcast, Rail Position: +2.5m



Section	Overall	1400m	1200m	1000m	800m	600m	400m	200m					
Section Times	1:36.83 [2] (0:14.65)	1:22.18 [1] (0:10.99)	1:11.19 [4] (0:11.56)	0:59.63 [4] (0:11.69)	0:47.94 [4] (0:11.94)	0:36.00 [4] (0:11.86)	0:24.14 [5] (0:11.81)	0:12.33 [1] (0:12.33)					
Average Speed [km/h]	52.9	65.5	62.2	61.9	60.6	61.0	61.1	58.4					
Top Speed [km/h]	69.2	68.2	63.7	63.2	61.5	61.9	62.3	60.9					
Avg. Dist. to Rail [m]	2.5	0.4	1.3	1.6	1.0	0.8	2.6	3.1					
Avg. Stride Freq. [Hz]	2.3	2.3	2.2	2.2	2.2	2.3	2.3	2.3					
Avg. Stride Length [m]	6.4	7.9	7.8	7.9	7.7	7.5	7.4	7.2					





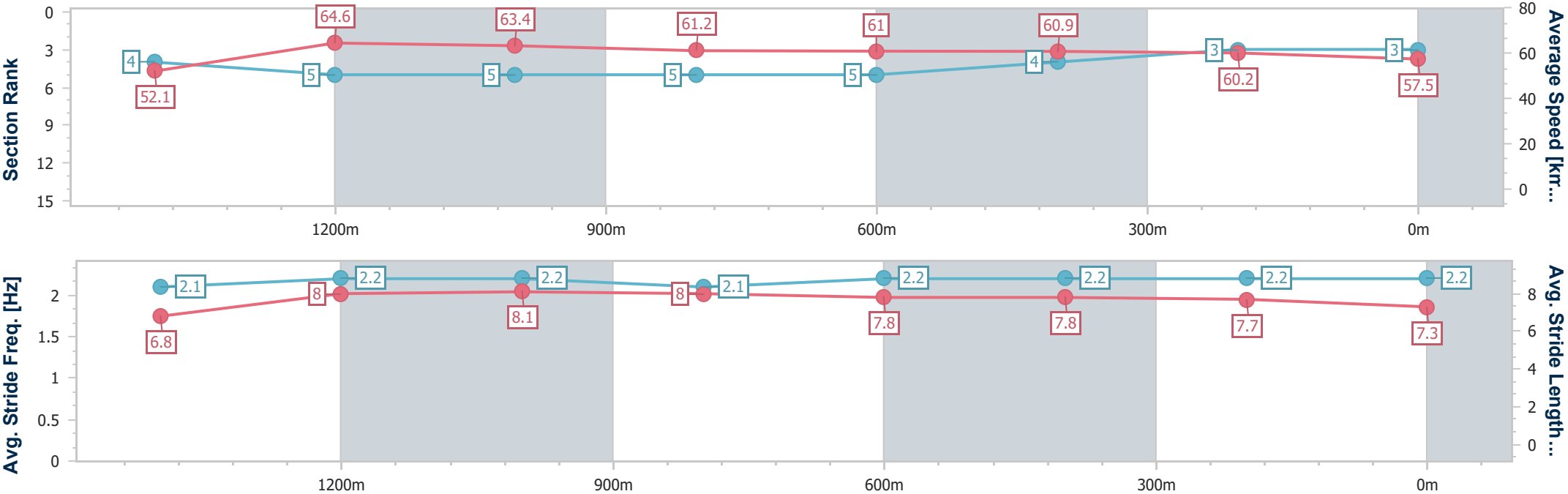
Horse/Jockey Name	American Phireball
Final Rank	3
Fastest Section Time (Section)	0:11.05 (1400m)
Top Speed [km/h] (Section)	66.3 (Overall)
Race State	Finished



Doomben QLD Professional
Race 2: GIRLS DAY OUT 2 MARCH Class 1 Handicap - 1615m
24 February 2024 - 12:48
Track Rating: Good 4, Weather: Overcast, Rail Position: +2.5m



Section	Overall	1400m	1200m	1000m	800m	600m	400m	200m					
Section Times	1:37.13 [3] (0:14.84)	1:22.29 [4] (0:11.05)	1:11.24 [5] (0:11.38)	0:59.86 [5] (0:11.77)	0:48.09 [5] (0:11.82)	0:36.27 [5] (0:11.76)	0:24.51 [4] (0:11.95)	0:12.56 [3] (0:12.56)					
Average Speed [km/h]	52.1	64.6	63.4	61.2	61.0	60.9	60.2	57.5					
Top Speed [km/h]	66.3	66.1	64.3	62.5	61.9	62.1	61.0	59.4					
Avg. Dist. to Rail [m]	2.1	1.2	0.6	0.3	0.1	0.6	0.8	0.4					
Avg. Stride Freq. [Hz]	2.1	2.2	2.2	2.1	2.2	2.2	2.2	2.2					
Avg. Stride Length [m]	6.8	8.0	8.1	8.0	7.8	7.8	7.7	7.3					





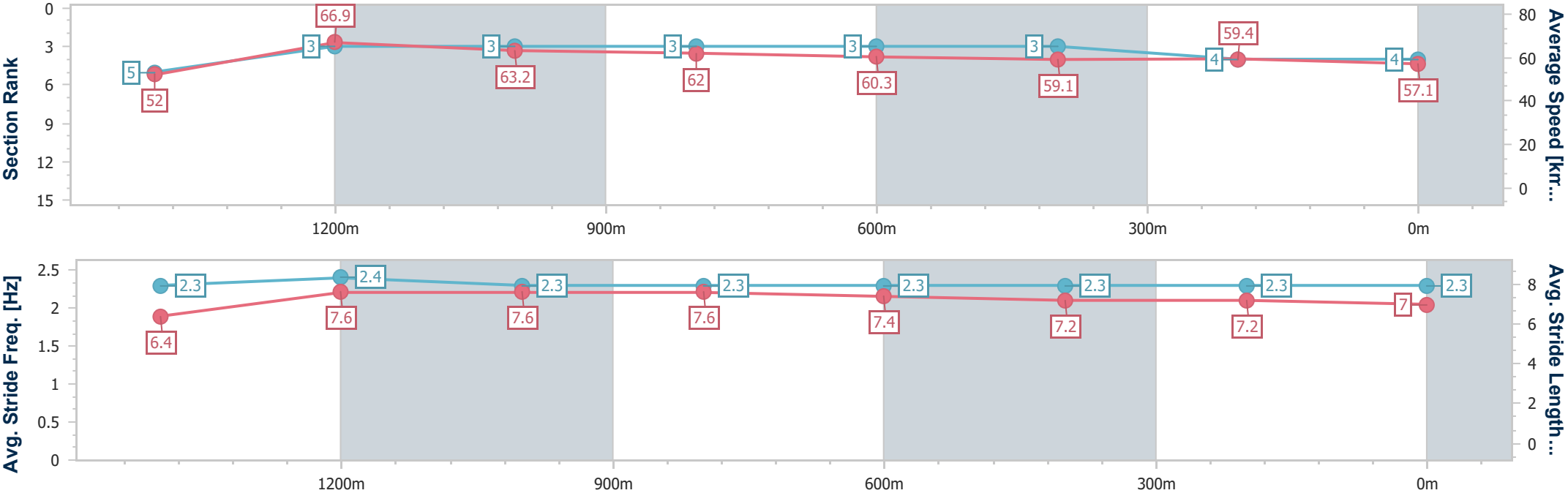
Horse/Jockey Name	Fire Love
Final Rank	4
Fastest Section Time (Section)	0:10.62 (1400m)
Top Speed [km/h] (Section)	69.9 (Overall)
Race State	Finished



Doomben QLD Professional
Race 2: GIRLS DAY OUT 2 MARCH Class 1 Handicap - 1615m
24 February 2024 - 12:48
Track Rating: Good 4, Weather: Overcast, Rail Position: +2.5m



Section	Overall	1400m	1200m	1000m	800m	600m	400m	200m					
Section Times	1:37.15 [4] (0:14.92)	1:22.23 [5] (0:10.62)	1:11.61 [3] (0:11.39)	1:00.22 [3] (0:11.51)	0:48.71 [3] (0:11.88)	0:36.83 [3] (0:12.16)	0:24.67 [3] (0:12.10)	0:12.57 [4] (0:12.57)					
Average Speed [km/h]	52.0	66.9	63.2	62.0	60.3	59.1	59.4	57.1					
Top Speed [km/h]	69.9	69.9	66.5	63.8	62.3	60.4	61.4	60.1					
Avg. Dist. to Rail [m]	4.0	2.3	1.8	2.1	1.1	0.6	1.0	2.7					
Avg. Stride Freq. [Hz]	2.3	2.4	2.3	2.3	2.3	2.3	2.3	2.3					
Avg. Stride Length [m]	6.4	7.6	7.6	7.6	7.4	7.2	7.2	7.0					





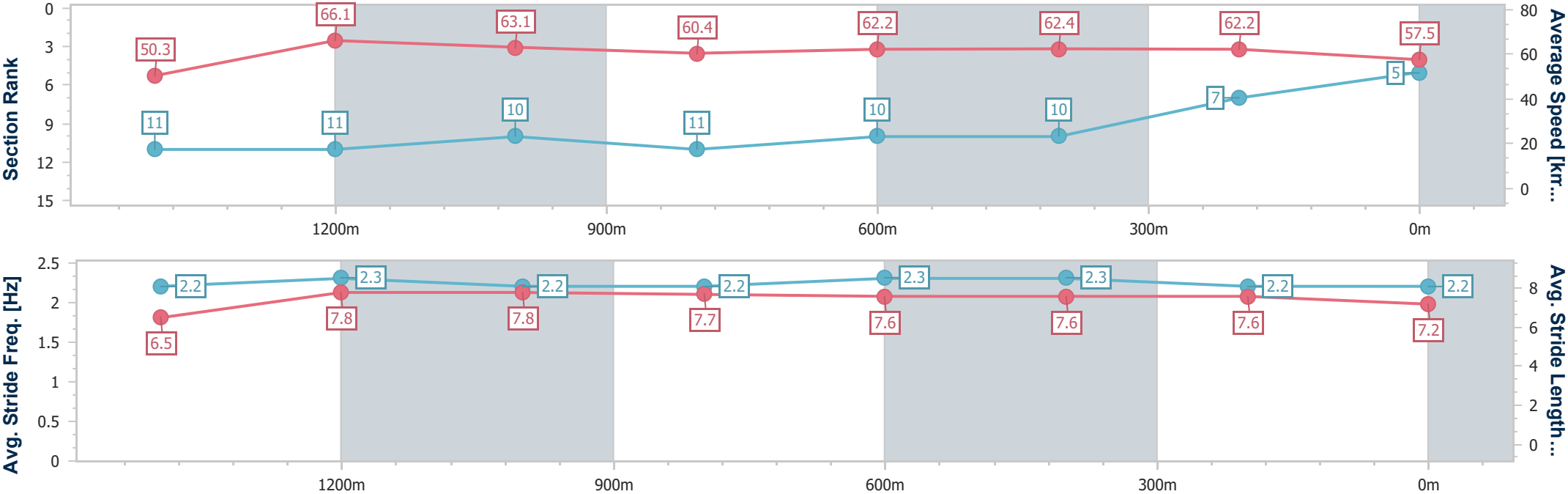
Horse/Jockey Name	Blue Ray
Final Rank	5
Fastest Section Time (Section)	0:11.02 (1400m)
Top Speed [km/h] (Section)	68.0 (1400m)
Race State	Finished



Doomben QLD Professional
Race 2: GIRLS DAY OUT 2 MARCH Class 1 Handicap - 1615m
24 February 2024 - 12:48
Track Rating: Good 4, Weather: Overcast, Rail Position: +2.5m



Section	Overall	1400m	1200m	1000m	800m	600m	400m	200m					
Section Times	1:37.17 [5] (0:15.44)	1:21.73 [11] (0:11.02)	1:10.71 [11] (0:11.41)	0:59.30 [10] (0:11.94)	0:47.36 [11] (0:11.61)	0:35.75 [10] (0:11.62)	0:24.13 [10] (0:11.60)	0:12.53 [7] (0:12.53)					
Average Speed [km/h]	50.3	66.1	63.1	60.4	62.2	62.4	62.2	57.5					
Top Speed [km/h]	67.4	68.0	65.0	61.7	63.6	63.5	64.0	58.9					
Avg. Dist. to Rail [m]	7.6	1.6	1.3	0.8	0.8	0.7	2.8	5.0					
Avg. Stride Freq. [Hz]	2.2	2.3	2.2	2.2	2.3	2.3	2.2	2.2					
Avg. Stride Length [m]	6.5	7.8	7.8	7.7	7.6	7.6	7.6	7.2					





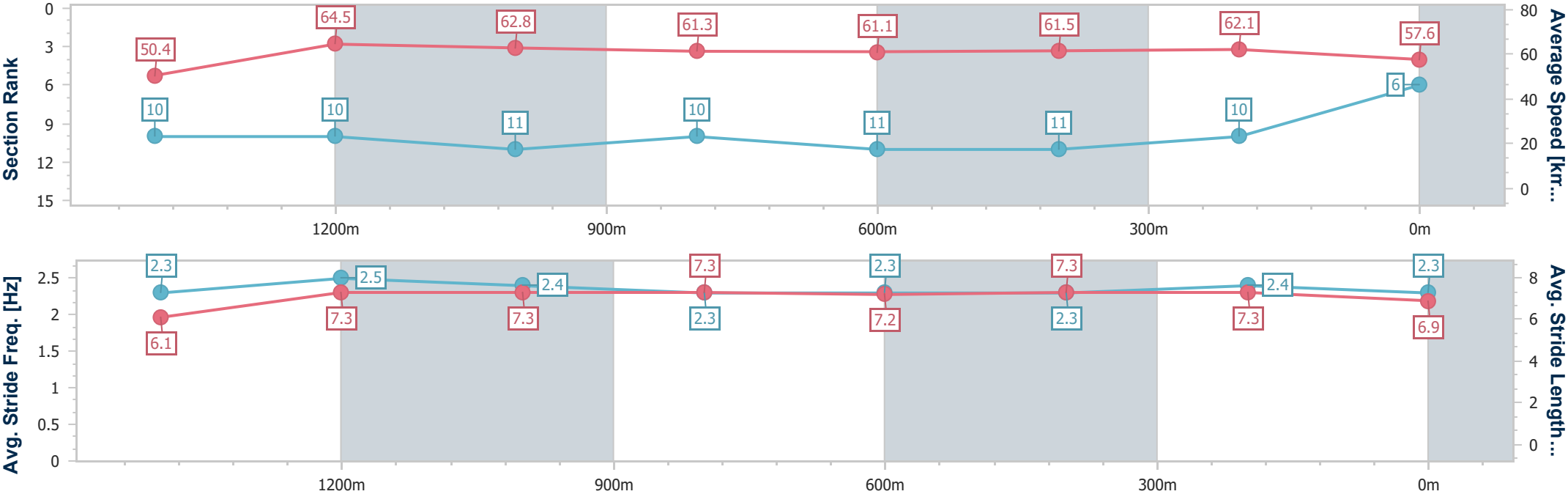
Horse/Jockey Name	Notacluehoworwho
Final Rank	6
Fastest Section Time (Section)	0:11.12 (1400m)
Top Speed [km/h] (Section)	67.4 (Overall)
Race State	Finished



Doomben QLD Professional
Race 2: GIRLS DAY OUT 2 MARCH Class 1 Handicap - 1615m
24 February 2024 - 12:48
Track Rating: Good 4, Weather: Overcast, Rail Position: +2.5m



Section	Overall	1400m	1200m	1000m	800m	600m	400m	200m					
Section Times	1:37.42 [6] (0:15.34)	1:22.08 [10] (0:11.12)	1:10.96 [10] (0:11.45)	0:59.51 [11] (0:11.79)	0:47.72 [10] (0:11.83)	0:35.89 [11] (0:11.72)	0:24.17 [11] (0:11.67)	0:12.50 [10] (0:12.50)					
Average Speed [km/h]	50.4	64.5	62.8	61.3	61.1	61.5	62.1	57.6					
Top Speed [km/h]	67.4	67.2	63.8	62.9	62.3	62.3	63.4	60.4					
Avg. Dist. to Rail [m]	4.4	1.2	1.4	1.0	0.8	0.4	2.6	1.4					
Avg. Stride Freq. [Hz]	2.3	2.5	2.4	2.3	2.3	2.3	2.4	2.3					
Avg. Stride Length [m]	6.1	7.3	7.3	7.3	7.2	7.3	7.3	6.9					





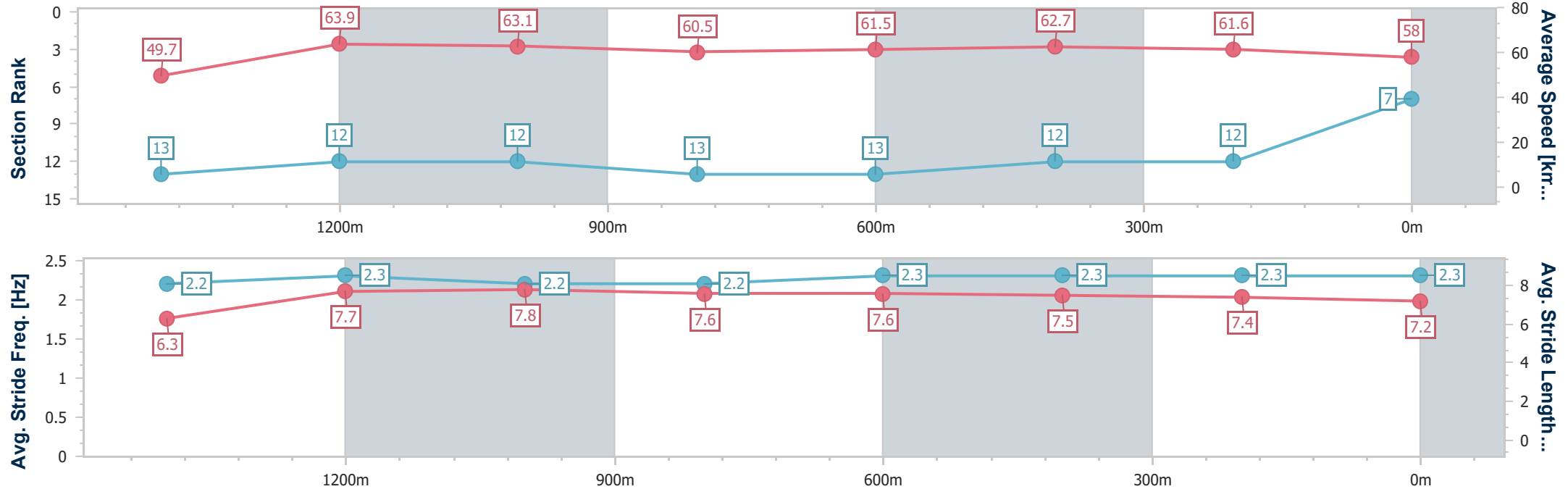
Horse/Jockey Name	Blueprint
Final Rank	7
Fastest Section Time (Section)	0:11.17 (1400m)
Top Speed [km/h] (Section)	66.3 (Overall)
Race State	Finished



Doomben QLD Professional
Race 2: GIRLS DAY OUT 2 MARCH Class 1 Handicap - 1615m
24 February 2024 - 12:48
Track Rating: Good 4, Weather: Overcast, Rail Position: +2.5m



Section	Overall	1400m	1200m	1000m	800m	600m	400m	200m					
Section Times	1:37.61 [7] (0:15.61)	1:22.00 [13] (0:11.17)	1:10.83 [12] (0:11.41)	0:59.42 [12] (0:11.90)	0:47.52 [13] (0:11.82)	0:35.70 [13] (0:11.57)	0:24.13 [12] (0:11.71)	0:12.42 [12] (0:12.42)					
Average Speed [km/h]	49.7	63.9	63.1	60.5	61.5	62.7	61.6	58.0					
Top Speed [km/h]	66.3	66.2	63.6	63.6	62.9	63.6	62.7	60.1					
Avg. Dist. to Rail [m]	6.6	1.2	0.5	0.3	1.4	1.7	2.9	4.3					
Avg. Stride Freq. [Hz]	2.2	2.3	2.2	2.2	2.3	2.3	2.3	2.3					
Avg. Stride Length [m]	6.3	7.7	7.8	7.6	7.6	7.5	7.4	7.2					





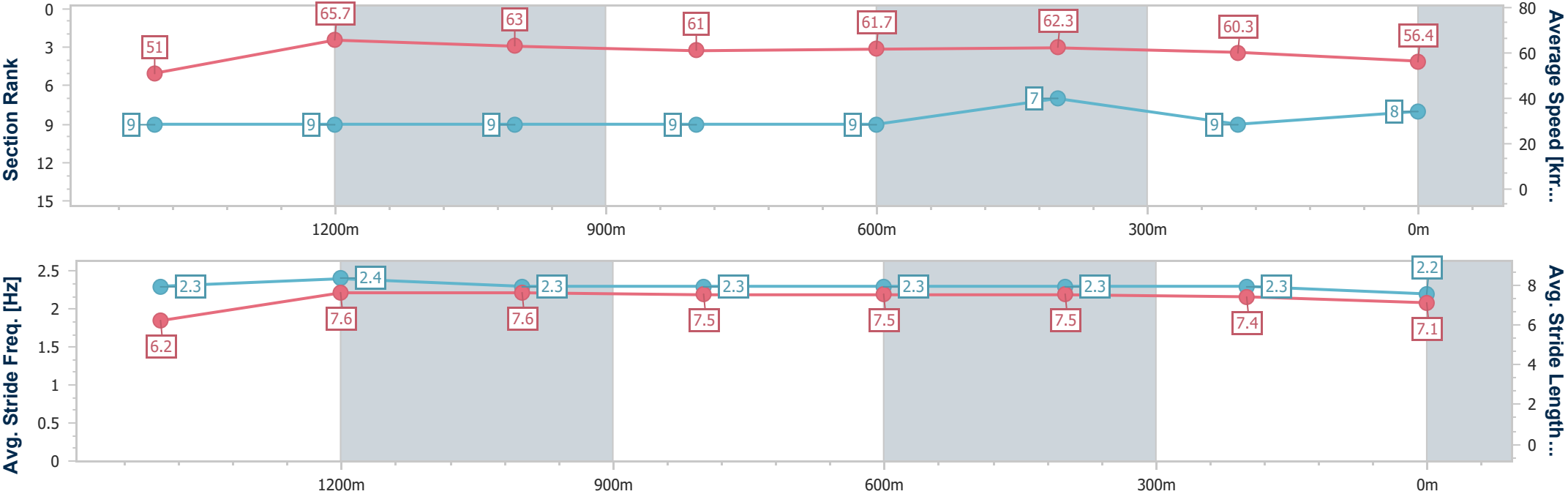
Horse/Jockey Name	Per Capita
Final Rank	8
Fastest Section Time (Section)	0:11.01 (1400m)
Top Speed [km/h] (Section)	66.6 (1400m)
Race State	Finished



Doomben QLD Professional
Race 2: GIRLS DAY OUT 2 MARCH Class 1 Handicap - 1615m
24 February 2024 - 12:48
Track Rating: Good 4, Weather: Overcast, Rail Position: +2.5m



Section	Overall	1400m	1200m	1000m	800m	600m	400m	200m					
Section Times	1:37.71 [8] (0:15.18)	1:22.53 [9] (0:11.01)	1:11.52 [9] (0:11.41)	1:00.11 [9] (0:11.84)	0:48.27 [9] (0:11.76)	0:36.51 [9] (0:11.66)	0:24.85 [7] (0:12.05)	0:12.80 [9] (0:12.80)					
Average Speed [km/h]	51.0	65.7	63.0	61.0	61.7	62.3	60.3	56.4					
Top Speed [km/h]	66.0	66.6	65.4	62.0	63.5	63.8	61.4	58.7					
Avg. Dist. to Rail [m]	5.7	0.5	1.0	1.1	1.7	2.0	5.9	5.2					
Avg. Stride Freq. [Hz]	2.3	2.4	2.3	2.3	2.3	2.3	2.3	2.2					
Avg. Stride Length [m]	6.2	7.6	7.6	7.5	7.5	7.5	7.4	7.1					





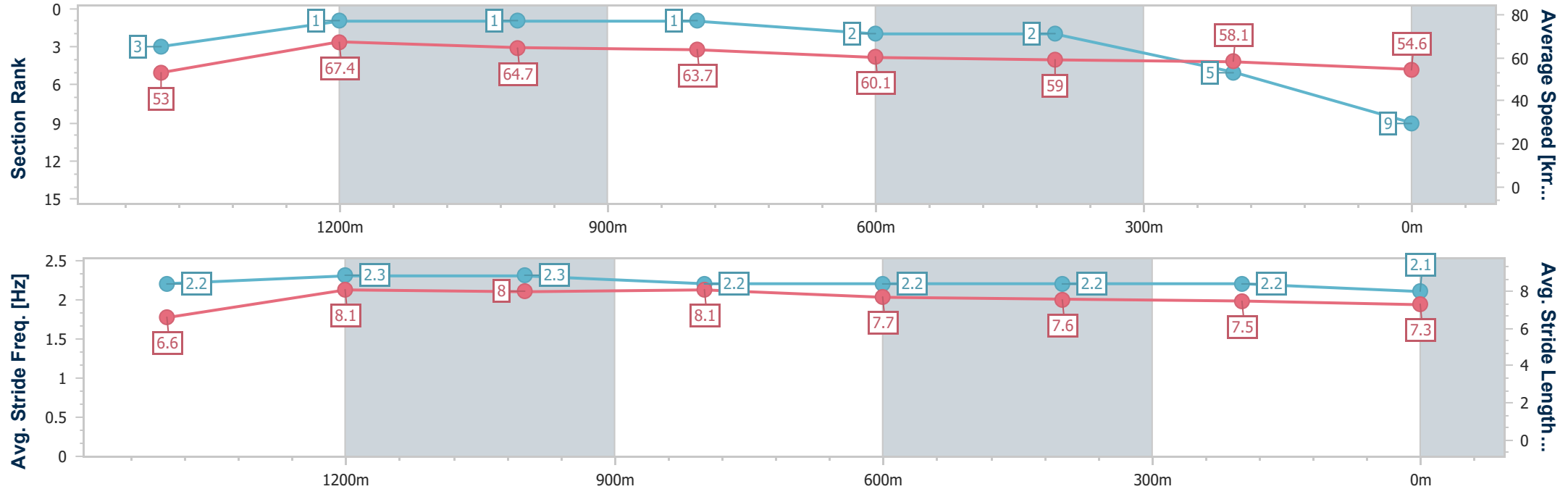
Horse/Jockey Name	Joe Mama
Final Rank	9
Fastest Section Time (Section)	0:10.78 (1400m)
Top Speed [km/h] (Section)	69.2 (Overall)
Race State	Finished



Doomben QLD Professional
Race 2: GIRLS DAY OUT 2 MARCH Class 1 Handicap - 1615m
24 February 2024 - 12:48
Track Rating: Good 4, Weather: Overcast, Rail Position: +2.5m



Section	Overall	1400m	1200m	1000m	800m	600m	400m	200m					
Section Times	1:37.78 [9] (0:14.68)	1:23.10 [3] (0:10.78)	1:12.32 [1] (0:11.09)	1:01.23 [1] (0:11.37)	0:49.86 [1] (0:12.09)	0:37.77 [2] (0:12.24)	0:25.53 [2] (0:12.35)	0:13.18 [5] (0:13.18)					
Average Speed [km/h]	53.0	67.4	64.7	63.7	60.1	59.0	58.1	54.6					
Top Speed [km/h]	69.2	69.1	66.0	65.5	61.5	59.3	59.1	57.2					
Avg. Dist. to Rail [m]	5.8	1.2	0.3	1.2	1.5	0.4	1.1	0.8					
Avg. Stride Freq. [Hz]	2.2	2.3	2.3	2.2	2.2	2.2	2.2	2.1					
Avg. Stride Length [m]	6.6	8.1	8.0	8.1	7.7	7.6	7.5	7.3					





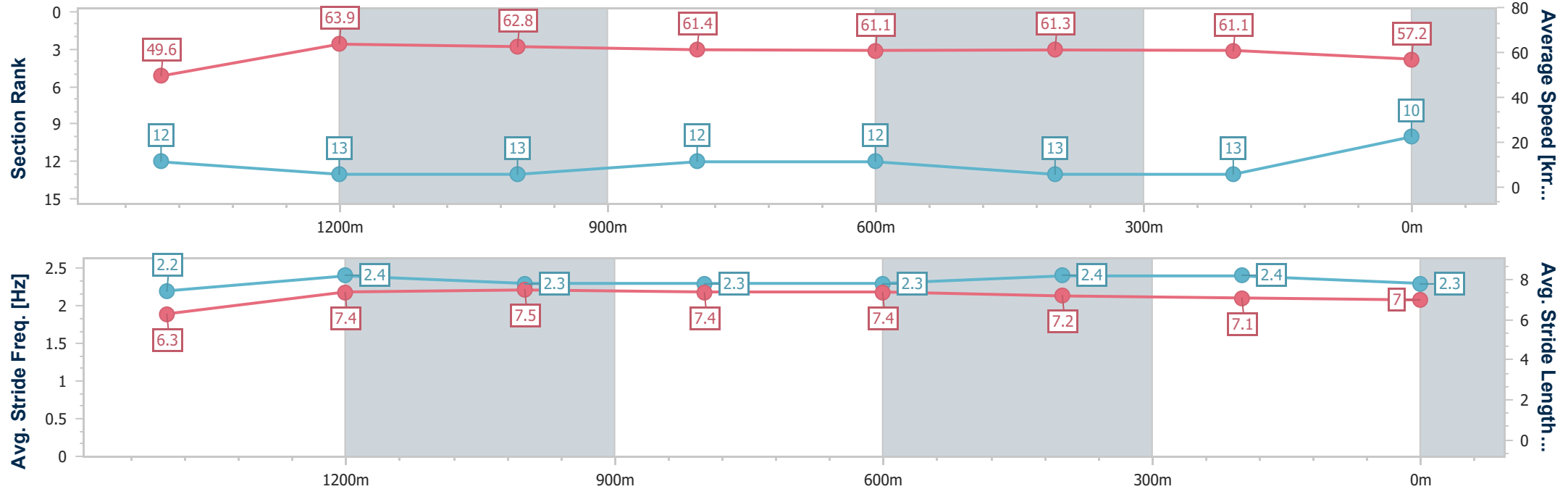
Horse/Jockey Name	War Too All
Final Rank	10
Fastest Section Time (Section)	0:11.20 (1400m)
Top Speed [km/h] (Section)	66.4 (1400m)
Race State	Finished



Doomben QLD Professional
Race 2: GIRLS DAY OUT 2 MARCH Class 1 Handicap - 1615m
24 February 2024 - 12:48
Track Rating: Good 4, Weather: Overcast, Rail Position: +2.5m



Section	Overall	1400m	1200m	1000m	800m	600m	400m	200m					
Section Times	1:37.79 [10] (0:15.60)	1:22.19 [12] (0:11.20)	1:10.99 [13] (0:11.52)	0:59.47 [13] (0:11.71)	0:47.76 [12] (0:11.78)	0:35.98 [12] (0:11.67)	0:24.31 [13] (0:11.72)	0:12.59 [13] (0:12.59)					
Average Speed [km/h]	49.6	63.9	62.8	61.4	61.1	61.3	61.1	57.2					
Top Speed [km/h]	66.2	66.4	63.8	63.1	63.0	62.7	62.6	60.3					
Avg. Dist. to Rail [m]	6.0	0.5	1.1	0.9	0.2	1.5	1.7	1.7					
Avg. Stride Freq. [Hz]	2.2	2.4	2.3	2.3	2.3	2.4	2.4	2.3					
Avg. Stride Length [m]	6.3	7.4	7.5	7.4	7.4	7.2	7.1	7.0					





Horse/Jockey Name	Amadi
Final Rank	11
Fastest Section Time (Section)	0:11.09 (1400m)
Top Speed [km/h] (Section)	65.9 (Overall)
Race State	Finished

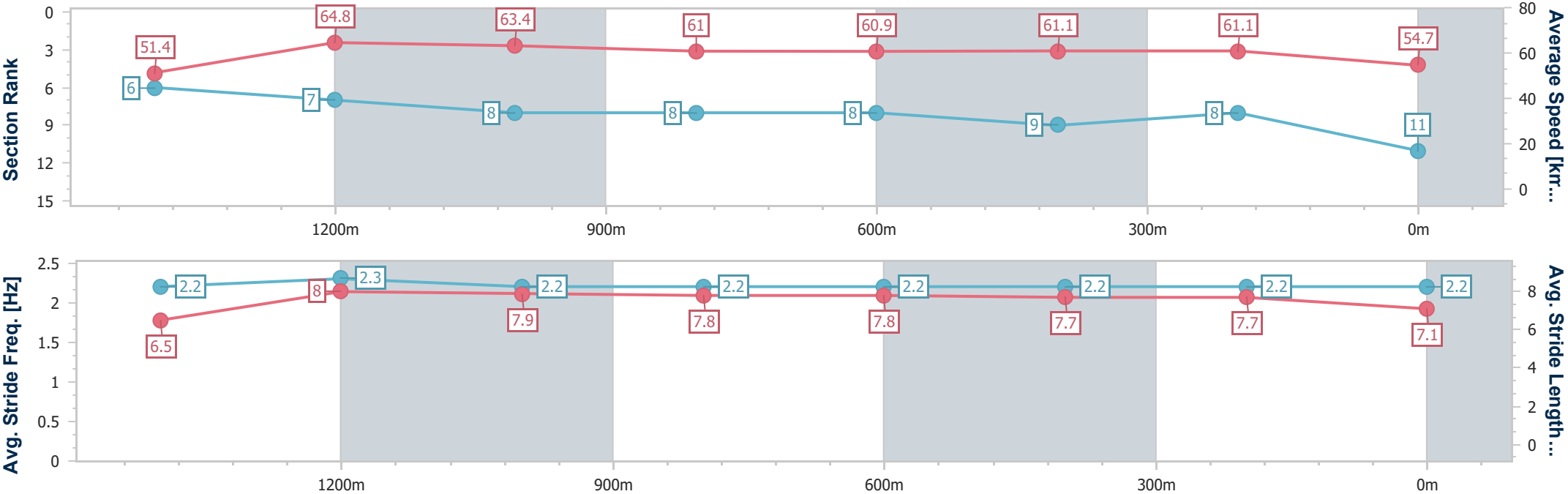


Doomben QLD Professional
Race 2: GIRLS DAY OUT 2 MARCH Class 1 Handicap - 1615m
24 February 2024 - 12:48
Track Rating: Good 4, Weather: Overcast, Rail Position: +2.5m



BRISBANE
RACING CLUB

Section	Overall	1400m	1200m	1000m	800m	600m	400m	200m					
Section Times	1:37.87 [11] (0:15.04)	1:22.83 [6] (0:11.09)	1:11.74 [7] (0:11.36)	1:00.38 [8] (0:11.82)	0:48.56 [8] (0:11.87)	0:36.69 [8] (0:11.73)	0:24.96 [9] (0:11.79)	0:13.17 [8] (0:13.17)					
Average Speed [km/h]	51.4	64.8	63.4	61.0	60.9	61.1	61.1	54.7					
Top Speed [km/h]	65.9	65.8	64.4	62.1	62.4	62.6	62.1	58.8					
Avg. Dist. to Rail [m]	4.1	0.6	0.6	0.3	0.6	0.4	0.6	2.1					
Avg. Stride Freq. [Hz]	2.2	2.3	2.2	2.2	2.2	2.2	2.2	2.2					
Avg. Stride Length [m]	6.5	8.0	7.9	7.8	7.8	7.7	7.7	7.1					





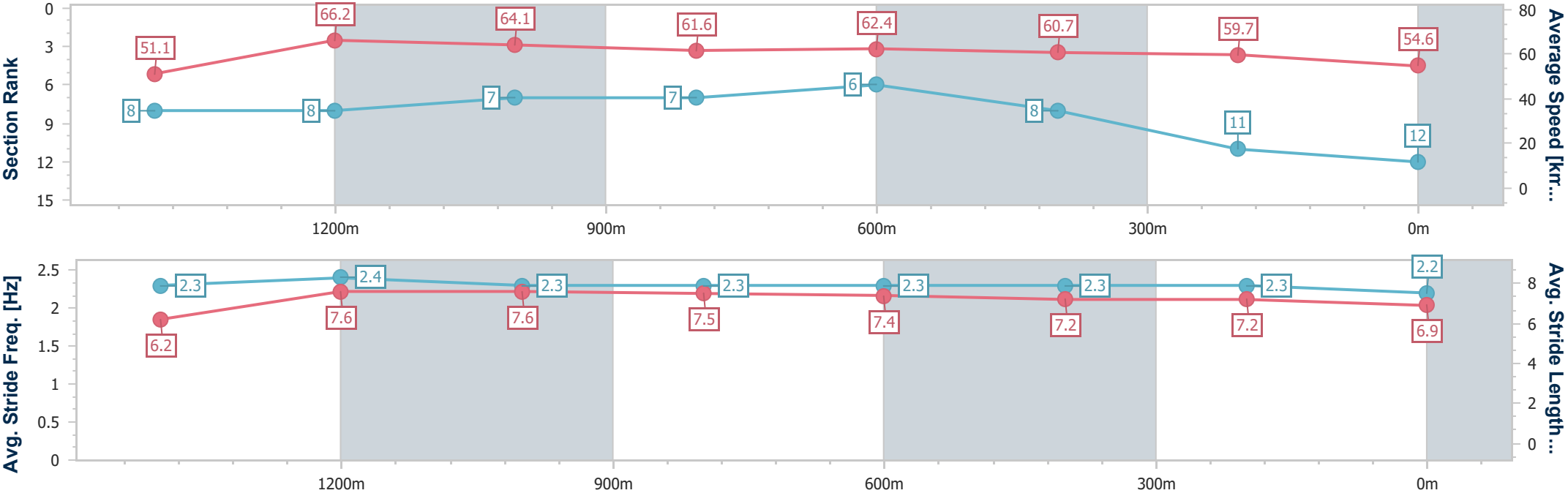
Horse/Jockey Name	Classique Gal
Final Rank	12
Fastest Section Time (Section)	0:10.99 (1400m)
Top Speed [km/h] (Section)	67.9 (Overall)
Race State	Finished



Doomben QLD Professional
Race 2: GIRLS DAY OUT 2 MARCH Class 1 Handicap - 1615m
24 February 2024 - 12:48
Track Rating: Good 4, Weather: Overcast, Rail Position: +2.5m



Section	Overall	1400m	1200m	1000m	800m	600m	400m	200m					
Section Times	1:38.22 [12] (0:15.18)	1:23.04 [8] (0:10.99)	1:12.05 [8] (0:11.23)	1:00.82 [7] (0:11.72)	0:49.10 [7] (0:11.78)	0:37.32 [6] (0:11.96)	0:25.36 [8] (0:12.18)	0:13.18 [11] (0:13.18)					
Average Speed [km/h]	51.1	66.2	64.1	61.6	62.4	60.7	59.7	54.6					
Top Speed [km/h]	67.9	67.6	65.3	62.7	62.7	62.5	61.0	58.5					
Avg. Dist. to Rail [m]	8.8	1.3	3.0	2.2	3.5	2.1	4.7	4.8					
Avg. Stride Freq. [Hz]	2.3	2.4	2.3	2.3	2.3	2.3	2.3	2.2					
Avg. Stride Length [m]	6.2	7.6	7.6	7.5	7.4	7.2	7.2	6.9					





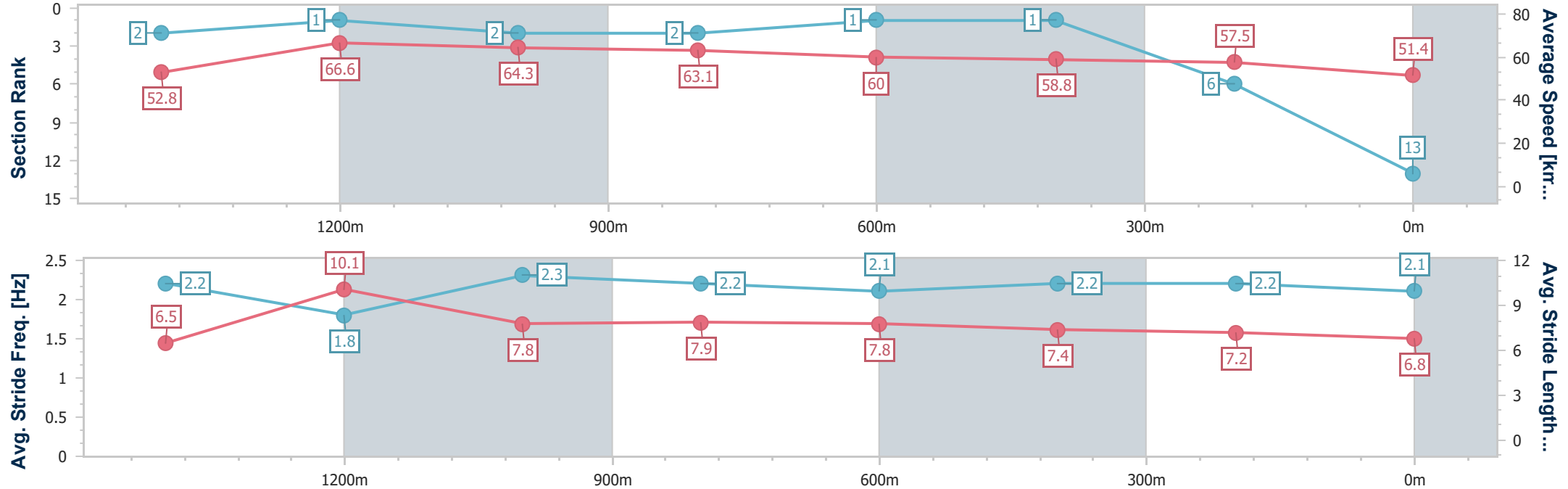
Horse/Jockey Name	You And I
Final Rank	13
Fastest Section Time (Section)	0:10.80 (1400m)
Top Speed [km/h] (Section)	69.6 (Overall)
Race State	Finished



Doomben QLD Professional
Race 2: GIRLS DAY OUT 2 MARCH Class 1 Handicap - 1615m
24 February 2024 - 12:48
Track Rating: Good 4, Weather: Overcast, Rail Position: +2.5m



Section	Overall	1400m	1200m	1000m	800m	600m	400m	200m					
Section Times	1:38.60 [13] (0:14.66)	1:23.94 [2] (0:10.80)	1:13.14 [1] (0:11.15)	1:01.99 [2] (0:11.42)	0:50.57 [2] (0:11.98)	0:38.59 [1] (0:12.13)	0:26.46 [1] (0:12.46)	0:14.00 [6] (0:14.00)					
Average Speed [km/h]	52.8	66.6	64.3	63.1	60.0	58.8	57.5	51.4					
Top Speed [km/h]	69.6	69.4	65.3	65.1	61.3	60.5	58.7	55.8					
Avg. Dist. to Rail [m]	1.8	0.7	0.6	0.3	0.3	1.7	1.7	1.4					
Avg. Stride Freq. [Hz]	2.2	1.8	2.3	2.2	2.1	2.2	2.2	2.1					
Avg. Stride Length [m]	6.5	10.1	7.8	7.9	7.8	7.4	7.2	6.8					





Doomben QLD Professional
Race 3: THE CONSERVATORY AT TATTERSALL'S CLUB Class 3
Handicap - 1350m
24 February 2024 - 13:23



Track Rating: Good 4, Weather: Overcast, Rail Position: +2.5m

Section						Overall	1200m	1000m	800m	600m	400m	Last 600m	
Field Times						1:19.60 (0:10.93)	1:08.67 (0:11.01)	0:57.66 (0:11.27)	0:46.39 (0:11.93)	0:34.46 (0:11.40)	0:23.06 (0:11.26)	0:34.46	
Rank	TAB	Horse/Jockey	Barrier	Top Speed [km/h]	Fastest Section								Distance Travelled [m]
1	7	DIRTY DANCING	4	67.6	0:10.88	1:19.60 [1]	1:08.13 [7]	0:56.94 [7]	0:45.68 [6]	0:33.72 [6]	0:22.22 [7]	0:33.72	
		Jake Bayliss		400m	400m	(0:11.47)	(0:11.19)	(0:11.26)	(0:11.96)	(0:11.50)	(0:10.88)		
2	6	LIVING FREE	6	67.0	0:10.88	1:19.66 [2]	1:08.60 [3]	0:57.72 [1]	0:46.45 [1]	0:34.33 [3]	0:22.73 [3]	0:34.33	+5
		Andrew Mallyon		1200m	1200m	(0:11.06)	(0:10.88)	(0:11.27)	(0:12.12)	(0:11.60)	(0:11.06)		
3	9	RUSSIAN MYSTIC	7	67.1	0:10.95	1:19.70 [3]	1:08.26 [6]	0:57.10 [6]	0:45.65 [7]	0:33.78 [7]	0:22.40 [6]	0:33.78	+5
		Kyle Wilson-Taylor		400m	400m	(0:11.44)	(0:11.16)	(0:11.45)	(0:11.87)	(0:11.38)	(0:10.95)		
4	13	SNOW BOUM	3	66.6	0:11.05	1:19.73 [4]	1:08.50 [5]	0:57.42 [5]	0:46.21 [4]	0:34.16 [5]	0:22.55 [5]	0:34.16	+0
		Cejay Graham		400m	400m	(0:11.23)	(0:11.08)	(0:11.21)	(0:12.05)	(0:11.61)	(0:11.05)		
5	10	SACRED FEELING	13	69.0	0:10.67	1:19.83 [5]	1:07.82 [10]	0:56.56 [10]	0:45.36 [10]	0:33.51 [10]	0:21.94 [10]	0:33.51	+2
		Angela Jones		400m	400m	(0:12.01)	(0:11.26)	(0:11.20)	(0:11.85)	(0:11.57)	(0:10.67)		
6	12	DOUBLE SCOOP	2	66.0	0:10.93	1:19.87 [6]	1:08.94 [1]	0:57.85 [3]	0:46.45 [3]	0:34.73 [1]	0:23.33 [1]	0:34.73	+2
		Damien Thornton		1200m	Overall	(0:10.93)	(0:11.09)	(0:11.40)	(0:11.72)	(0:11.40)	(0:11.26)		
7	3	KOKONOTSU	5	66.1	0:11.03	1:19.87 [7]	1:08.69 [4]	0:57.57 [4]	0:46.17 [5]	0:34.33 [4]	0:22.78 [4]	0:34.33	+2
		James Orman		400m	400m	(0:11.18)	(0:11.12)	(0:11.40)	(0:11.84)	(0:11.55)	(0:11.03)		
8	4	BLAZEN BOOTS	10	67.4	0:10.91	1:19.88 [8]	1:08.25 [8]	0:56.94 [9]	0:45.66 [9]	0:33.77 [9]	0:22.32 [9]	0:33.77	+4
		Ryan Maloney		400m	400m	(0:11.63)	(0:11.31)	(0:11.28)	(0:11.89)	(0:11.45)	(0:10.91)		
9	14	JUKEBOX GLOW	11	66.5	0:11.00	1:20.01 [9]	1:08.30 [9]	0:57.08 [8]	0:45.86 [8]	0:34.02 [8]	0:22.49 [8]	0:34.02	+2
		Robbie Dolan		400m	400m	(0:11.71)	(0:11.22)	(0:11.22)	(0:11.84)	(0:11.53)	(0:11.00)		
10	11	BELLE TYCOON	1	66.4	0:10.95	1:20.09 [10]	1:09.06 [2]	0:58.11 [2]	0:46.88 [2]	0:34.77 [2]	0:23.19 [2]	0:34.77	-3
		Tahlia Fenlon		1200m	1200m	(0:11.03)	(0:10.95)	(0:11.23)	(0:12.11)	(0:11.58)	(0:11.19)		

Scratched: Naval Trader (#5), Outback Action (#1), African Daisy (#2), Half Crown (#8)

Report Created: Sat 24 February 2024 13:37 GMT+ (Note: Timing is based on position data)

Page 1/12

[] Ranking at each section and finish
-:-:- No data available at this section
NA No data available

SCN Saddle cloth number
DNF Did not finish
DNT Did not track

data processed by  TRIPLESDATA



Doomben QLD Professional
Race 3: THE CONSERVATORY AT TATTERSALL'S CLUB Class 3
Handicap - 1350m
24 February 2024 - 13:23



Track Rating: Good 4, Weather: Overcast, Rail Position: +2.5m

Section		200m					Last 600m		
Field Times		0:11.80 (0:11.80)					0:34.46		
Rank	TAB	Horse/Jockey	Barrier	Top Speed [km/h]	Fastest Section	Margin		Distance Travelled [m]	
1	7	DIRTY DANCING	4	67.6	0:10.88	0:11.34 [7]	1:19.60	0:33.72	
		Jake Bayliss		400m	400m	(0:11.34)			
2	6	LIVING FREE	6	67.0	0:10.88	0:11.67 [2]	0.34L	0:34.33	+5
		Andrew Mallyon		1200m	1200m	(0:11.67)			
3	9	RUSSIAN MYSTIC	7	67.1	0:10.95	0:11.45 [6]	0.58L	0:33.78	+5
		Kyle Wilson-Taylor		400m	400m	(0:11.45)			
4	13	SNOW BOUM	3	66.6	0:11.05	0:11.50 [5]	0.73L	0:34.16	+0
		Cejay Graham		400m	400m	(0:11.50)			
5	10	SACRED FEELING	13	69.0	0:10.67	0:11.27 [10]	1.3L	0:33.51	+2
		Angela Jones		400m	400m	(0:11.27)			
6	12	DOUBLE SCOOP	2	66.0	0:10.93	0:12.07 [1]	1.56L	0:34.73	+2
		Damien Thornton		1200m	Overall	(0:12.07)			
7	3	KOKONOTSU	5	66.1	0:11.03	0:11.75 [4]	1.57L	0:34.33	+2
		James Orman		400m	400m	(0:11.75)			
8	4	BLAZEN BOOTS	10	67.4	0:10.91	0:11.41 [8]	1.64L	0:33.77	+4
		Ryan Maloney		400m	400m	(0:11.41)			
9	14	JUKEBOX GLOW	11	66.5	0:11.00	0:11.49 [9]	2.41L	0:34.02	+2
		Robbie Dolan		400m	400m	(0:11.49)			
10	11	BELLE TYCOON	1	66.4	0:10.95	0:12.00 [3]	2.88L	0:34.77	-3
		Tahlia Fenlon		1200m	1200m	(0:12.00)			

Scratched: Naval Trader (#5), Outback Action (#1), African Daisy (#2), Half Crown (#8)

Report Created: Sat 24 February 2024 13:37 GMT+ (Note: Timing is based on position data)

Page 2/12

[] Ranking at each section and finish
-:-:- No data available at this section
NA No data available

SCN Saddle cloth number
DNF Did not finish
DNT Did not track

data processed by  **TRIPLESDATA**



Horse/Jockey Name	Dirty Dancing
Final Rank	1
Fastest Section Time (Section)	0:10.88 (400m)
Top Speed [km/h] (Section)	67.6 (400m)
Race State	Finished

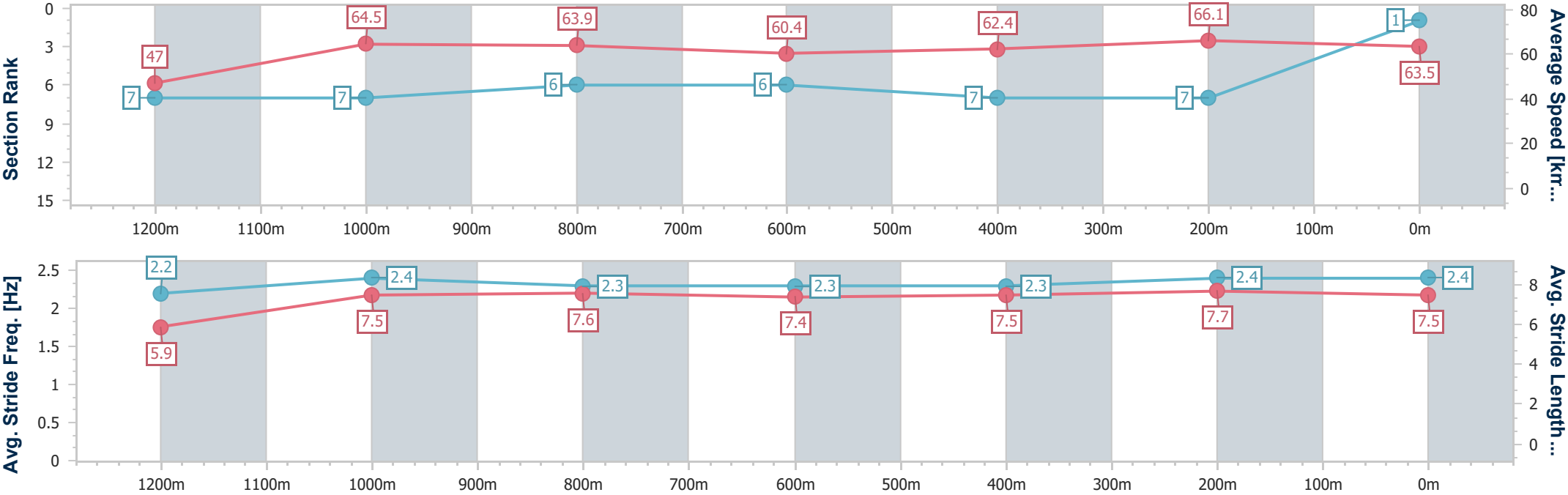


Doomben QLD Professional
Race 3: THE CONSERVATORY AT TATTERSALL'S CLUB Class
3 Handicap - 1350m
24 February 2024 - 13:23
Track Rating: Good 4, Weather: Overcast, Rail Position: +2.5m



BRISBANE
RACING CLUB

Section	Overall	1200m	1000m	800m	600m	400m	200m						
Section Times	1:19.60 [1] (0:11.47)	1:08.13 [7] (0:11.19)	0:56.94 [7] (0:11.26)	0:45.68 [6] (0:11.96)	0:33.72 [6] (0:11.50)	0:22.22 [7] (0:10.88)	0:11.34 [7] (0:11.34)						
Average Speed [km/h]	47.0	64.5	63.9	60.4	62.4	66.1	63.5						
Top Speed [km/h]	63.8	65.5	65.7	62.0	64.5	67.6	66.5						
Avg. Dist. to Rail [m]	3.3	0.2	0.2	0.5	0.4	0.8	0.9						
Avg. Stride Freq. [Hz]	2.2	2.4	2.3	2.3	2.3	2.4	2.4						
Avg. Stride Length [m]	5.9	7.5	7.6	7.4	7.5	7.7	7.5						





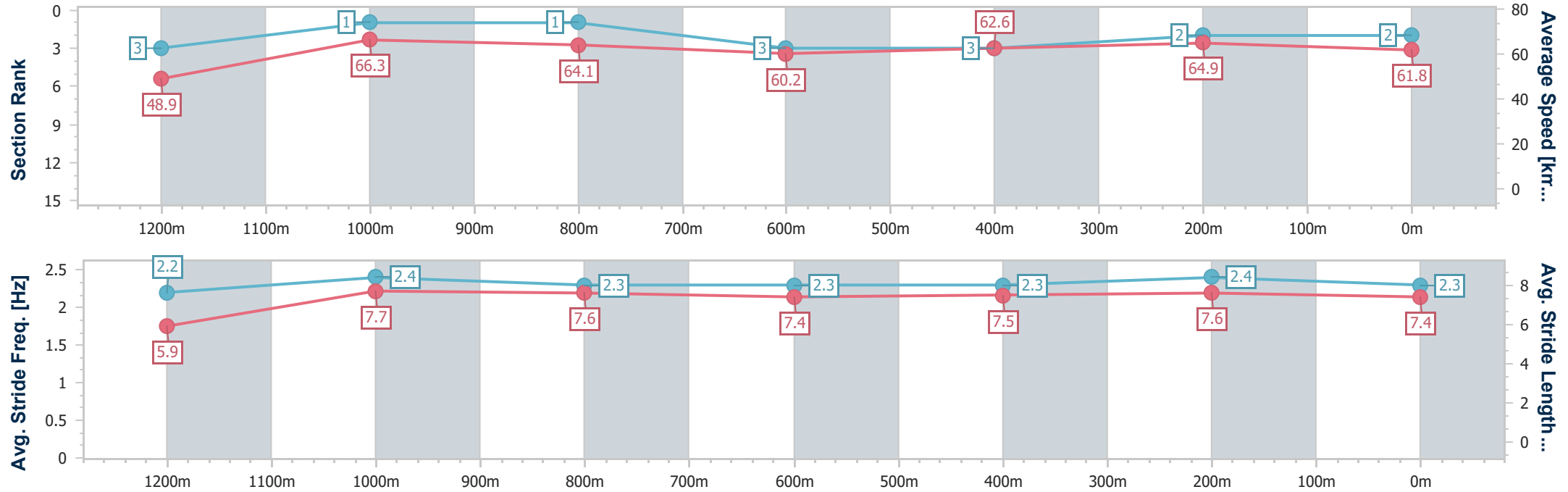
Horse/Jockey Name	Living Free
Final Rank	2
Fastest Section Time (Section)	0:10.88 (1200m)
Top Speed [km/h] (Section)	67.0 (1200m)
Race State	Finished



Doomben QLD Professional
Race 3: THE CONSERVATORY AT TATTERSALL'S CLUB Class
3 Handicap - 1350m
24 February 2024 - 13:23
Track Rating: Good 4, Weather: Overcast, Rail Position: +2.5m



Section	Overall	1200m	1000m	800m	600m	400m	200m						
Section Times	1:19.66 [2] (0:11.06)	1:08.60 [3] (0:10.88)	0:57.72 [1] (0:11.27)	0:46.45 [1] (0:12.12)	0:34.33 [3] (0:11.60)	0:22.73 [3] (0:11.06)	0:11.67 [2] (0:11.67)						
Average Speed [km/h]	48.9	66.3	64.1	60.2	62.6	64.9	61.8						
Top Speed [km/h]	64.8	67.0	66.0	62.1	64.8	66.3	63.9						
Avg. Dist. to Rail [m]	6.6	3.3	1.5	2.2	1.6	0.5	1.9						
Avg. Stride Freq. [Hz]	2.2	2.4	2.3	2.3	2.3	2.4	2.3						
Avg. Stride Length [m]	5.9	7.7	7.6	7.4	7.5	7.6	7.4						





Horse/Jockey Name	Russian Mystic
Final Rank	3
Fastest Section Time (Section)	0:10.95 (400m)
Top Speed [km/h] (Section)	67.1 (400m)
Race State	Finished

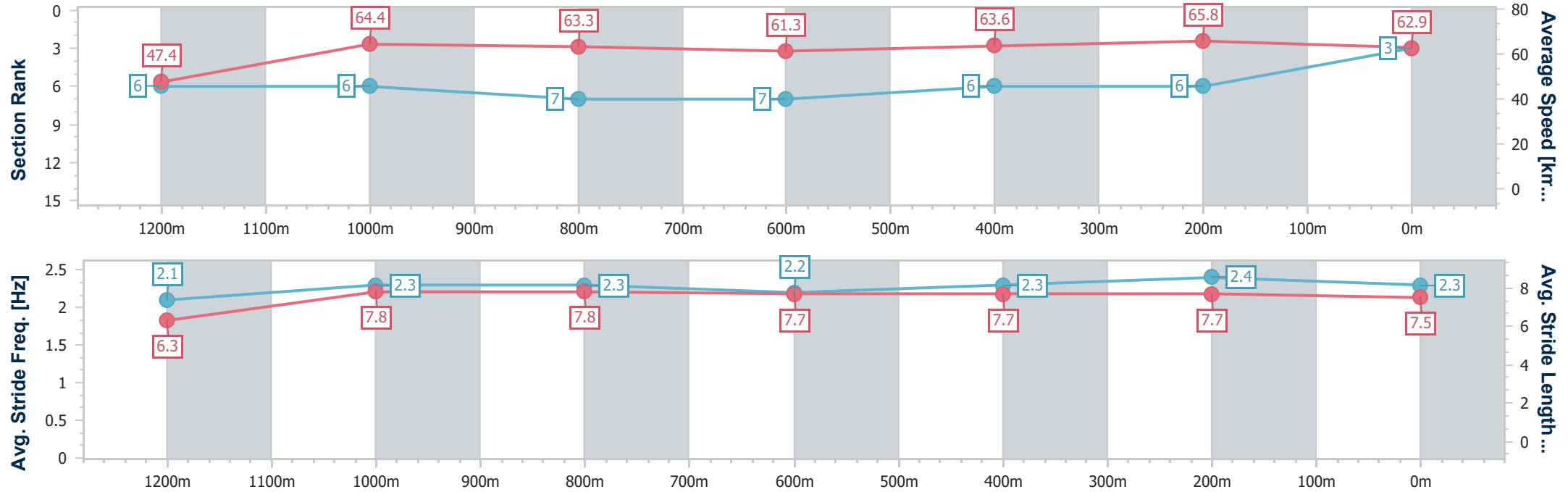


Doomben QLD Professional
Race 3: THE CONSERVATORY AT TATTERSALL'S CLUB Class
3 Handicap - 1350m
24 February 2024 - 13:23
Track Rating: Good 4, Weather: Overcast, Rail Position: +2.5m



BRISBANE
RACING CLUB

Section	Overall	1200m	1000m	800m	600m	400m	200m						
Section Times	1:19.70 [3] (0:11.44)	1:08.26 [6] (0:11.16)	0:57.10 [6] (0:11.45)	0:45.65 [7] (0:11.87)	0:33.78 [7] (0:11.38)	0:22.40 [6] (0:10.95)	0:11.45 [6] (0:11.45)						
Average Speed [km/h]	47.4	64.4	63.3	61.3	63.6	65.8	62.9						
Top Speed [km/h]	62.7	65.7	65.9	62.0	65.4	67.1	65.2						
Avg. Dist. to Rail [m]	5.4	1.7	2.7	1.7	0.7	2.7	5.7						
Avg. Stride Freq. [Hz]	2.1	2.3	2.3	2.2	2.3	2.4	2.3						
Avg. Stride Length [m]	6.3	7.8	7.8	7.7	7.7	7.7	7.5						





Horse/Jockey Name	Snow Boum
Final Rank	4
Fastest Section Time (Section)	0:11.05 (400m)
Top Speed [km/h] (Section)	66.6 (400m)
Race State	Finished

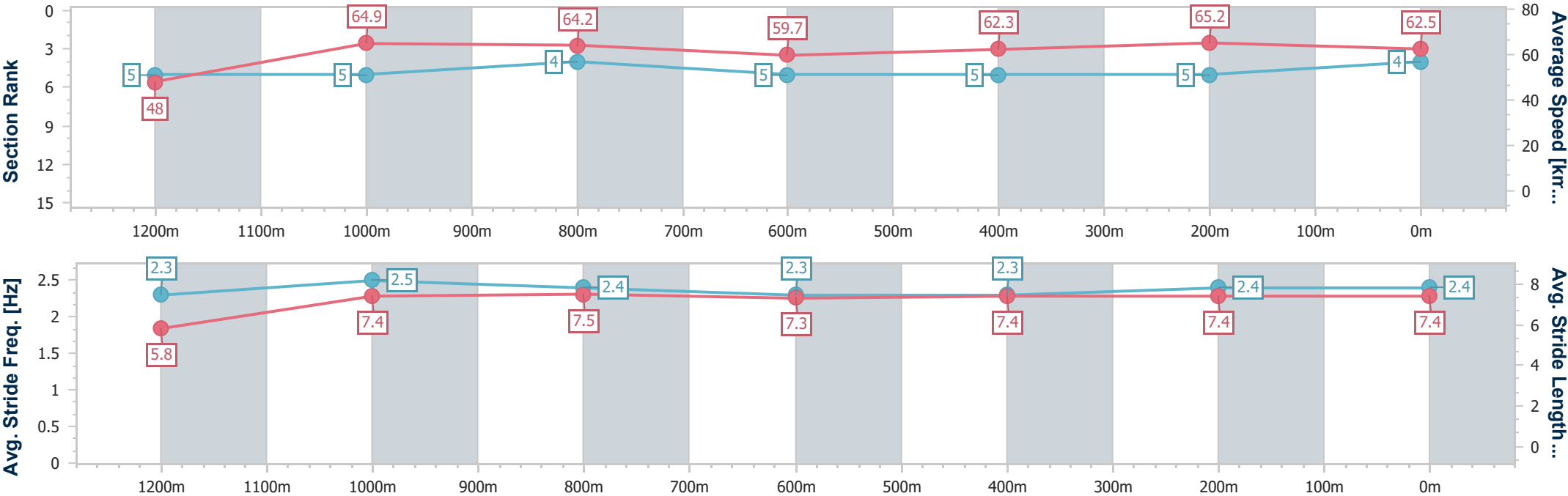


Doomben QLD Professional
Race 3: THE CONSERVATORY AT TATTERSALL'S CLUB Class
3 Handicap - 1350m
24 February 2024 - 13:23
Track Rating: Good 4, Weather: Overcast, Rail Position: +2.5m



BRISBANE
RACING CLUB

Section	Overall	1200m	1000m	800m	600m	400m	200m						
Section Times	1:19.73 [4] (0:11.23)	1:08.50 [5] (0:11.08)	0:57.42 [5] (0:11.21)	0:46.21 [4] (0:12.05)	0:34.16 [5] (0:11.61)	0:22.55 [5] (0:11.05)	0:11.50 [5] (0:11.50)						
Average Speed [km/h]	48.0	64.9	64.2	59.7	62.3	65.2	62.5						
Top Speed [km/h]	64.1	66.2	66.2	62.7	64.0	66.6	65.1						
Avg. Dist. to Rail [m]	2.9	0.2	0.3	0.2	0.4	0.9	1.6						
Avg. Stride Freq. [Hz]	2.3	2.5	2.4	2.3	2.3	2.4	2.4						
Avg. Stride Length [m]	5.8	7.4	7.5	7.3	7.4	7.4	7.4						





Horse/Jockey Name	Sacred Feeling
Final Rank	5
Fastest Section Time (Section)	0:10.67 (400m)
Top Speed [km/h] (Section)	69.0 (400m)
Race State	Finished

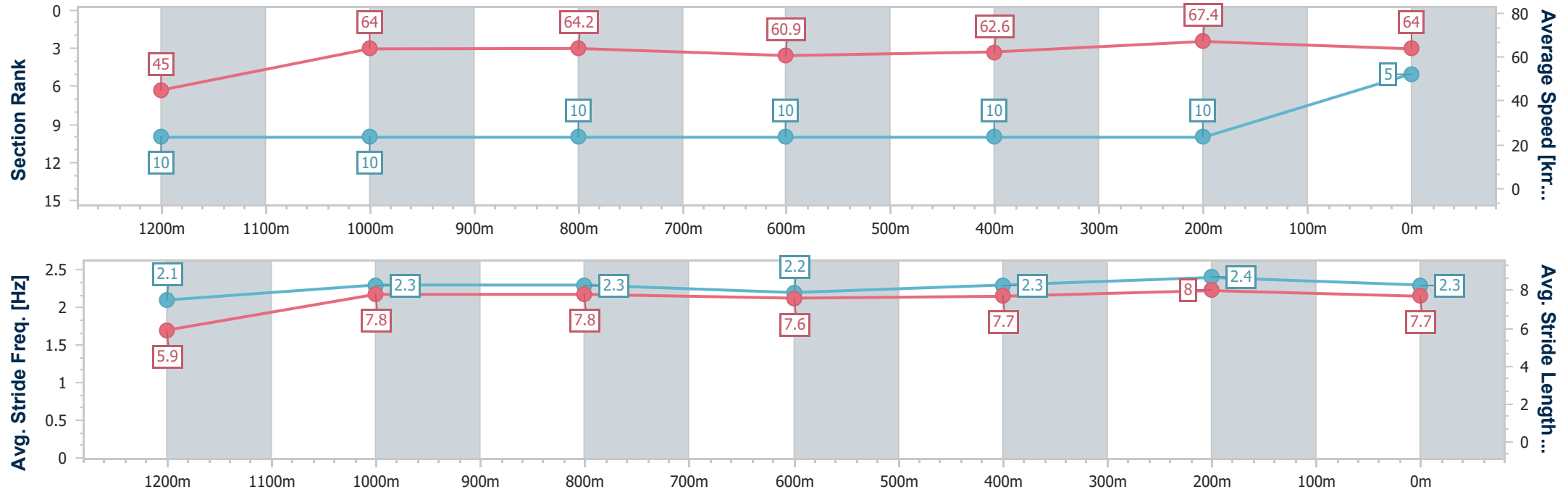


Doomben QLD Professional
Race 3: THE CONSERVATORY AT TATTERSALL'S CLUB Class
3 Handicap - 1350m
24 February 2024 - 13:23
Track Rating: Good 4, Weather: Overcast, Rail Position: +2.5m



BRISBANE
RACING CLUB

Section	Overall	1200m	1000m	800m	600m	400m	200m						
Section Times	1:19.83 [5] (0:12.01)	1:07.82 [10] (0:11.26)	0:56.56 [10] (0:11.20)	0:45.36 [10] (0:11.85)	0:33.51 [10] (0:11.57)	0:21.94 [10] (0:10.67)	0:11.27 [10] (0:11.27)						
Average Speed [km/h]	45.0	64.0	64.2	60.9	62.6	67.4	64.0						
Top Speed [km/h]	63.0	65.8	66.6	62.5	66.6	69.0	68.0						
Avg. Dist. to Rail [m]	7.4	0.7	0.6	0.5	0.4	1.8	2.5						
Avg. Stride Freq. [Hz]	2.1	2.3	2.3	2.2	2.3	2.4	2.3						
Avg. Stride Length [m]	5.9	7.8	7.8	7.6	7.7	8.0	7.7						





Horse/Jockey Name	Double Scoop
Final Rank	6
Fastest Section Time (Section)	0:10.93 (Overall)
Top Speed [km/h] (Section)	66.0 (1200m)
Race State	Finished

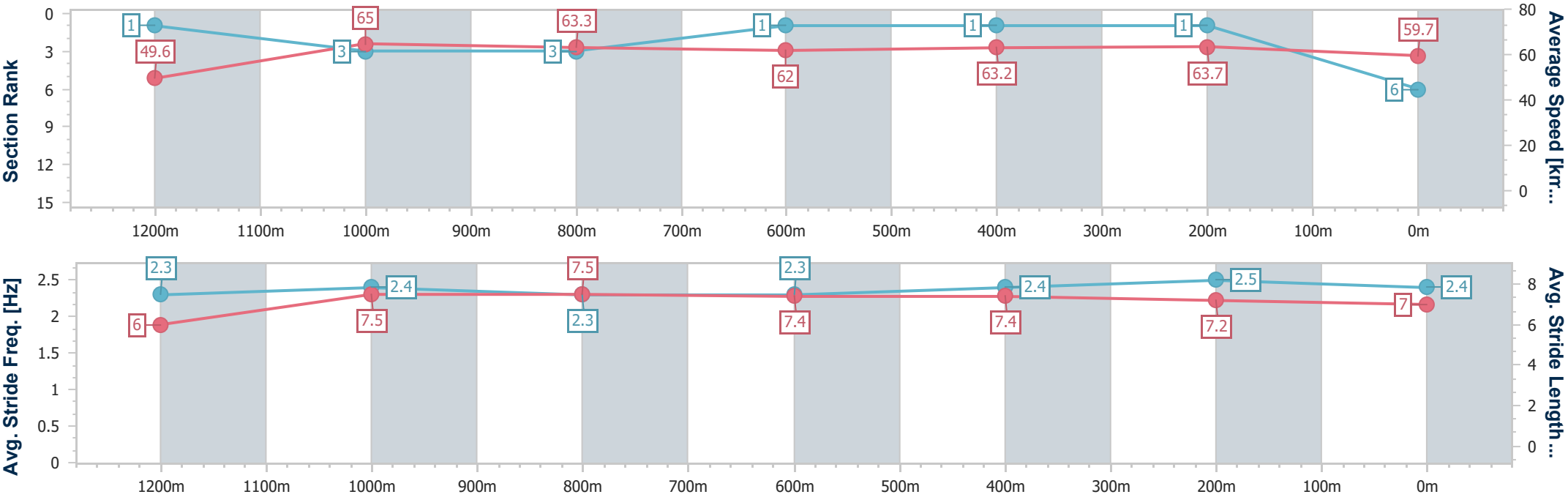


Doomben QLD Professional
Race 3: THE CONSERVATORY AT TATTERSALL'S CLUB Class
3 Handicap - 1350m
24 February 2024 - 13:23
Track Rating: Good 4, Weather: Overcast, Rail Position: +2.5m



BRISBANE
RACING CLUB

Section	Overall	1200m	1000m	800m	600m	400m	200m						
Section Times	1:19.87 [6] (0:10.93)	1:08.94 [1] (0:11.09)	0:57.85 [3] (0:11.40)	0:46.45 [3] (0:11.72)	0:34.73 [1] (0:11.40)	0:23.33 [1] (0:11.26)	0:12.07 [1] (0:12.07)						
Average Speed [km/h]	49.6	65.0	63.3	62.0	63.2	63.7	59.7						
Top Speed [km/h]	64.5	66.0	64.6	64.4	64.4	65.4	63.6						
Avg. Dist. to Rail [m]	3.3	1.6	1.4	1.6	0.8	0.6	0.4						
Avg. Stride Freq. [Hz]	2.3	2.4	2.3	2.3	2.4	2.5	2.4						
Avg. Stride Length [m]	6.0	7.5	7.5	7.4	7.4	7.2	7.0						





Horse/Jockey Name	Kokonotsu
Final Rank	7
Fastest Section Time (Section)	0:11.03 (400m)
Top Speed [km/h] (Section)	66.1 (400m)
Race State	Finished

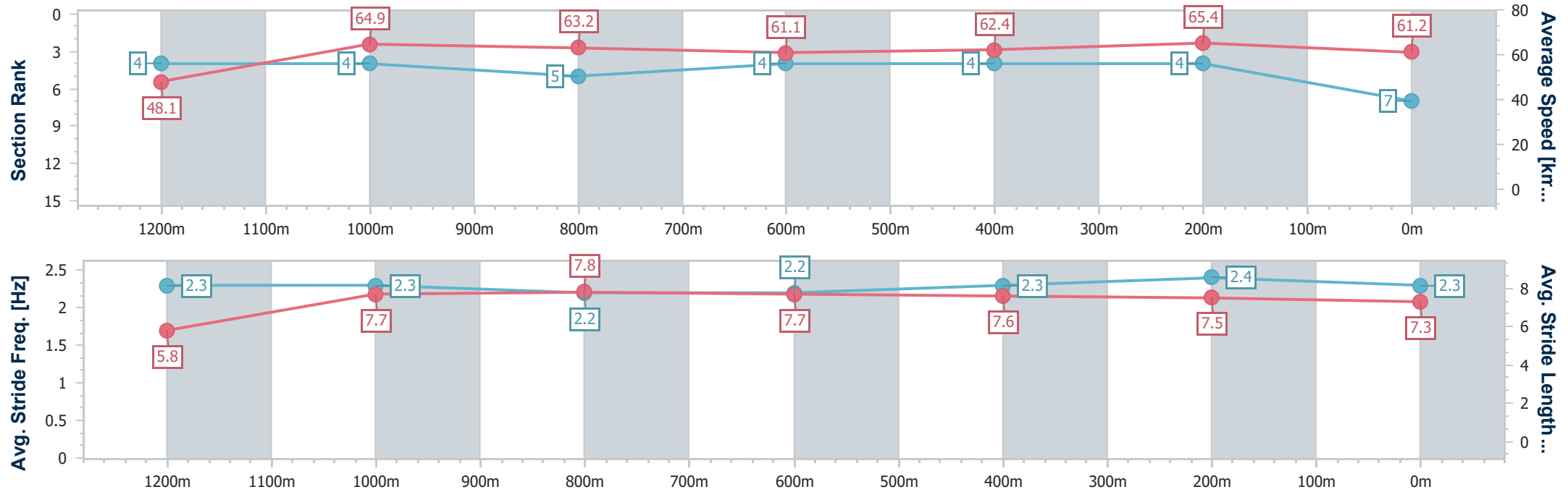


Doomben QLD Professional
Race 3: THE CONSERVATORY AT TATTERSALL'S CLUB Class
3 Handicap - 1350m
24 February 2024 - 13:23
Track Rating: Good 4, Weather: Overcast, Rail Position: +2.5m



BRISBANE
RACING CLUB

Section	Overall	1200m	1000m	800m	600m	400m	200m						
Section Times	1:19.87 [7] (0:11.18)	1:08.69 [4] (0:11.12)	0:57.57 [4] (0:11.40)	0:46.17 [5] (0:11.84)	0:34.33 [4] (0:11.55)	0:22.78 [4] (0:11.03)	0:11.75 [4] (0:11.75)						
Average Speed [km/h]	48.1	64.9	63.2	61.1	62.4	65.4	61.2						
Top Speed [km/h]	63.1	65.9	64.5	62.4	64.1	66.1	64.2						
Avg. Dist. to Rail [m]	3.5	0.5	0.8	0.7	0.5	1.9	3.9						
Avg. Stride Freq. [Hz]	2.3	2.3	2.2	2.2	2.3	2.4	2.3						
Avg. Stride Length [m]	5.8	7.7	7.8	7.7	7.6	7.5	7.3						





Horse/Jockey Name	Blazen Boots
Final Rank	8
Fastest Section Time (Section)	0:10.91 (400m)
Top Speed [km/h] (Section)	67.4 (400m)
Race State	Finished

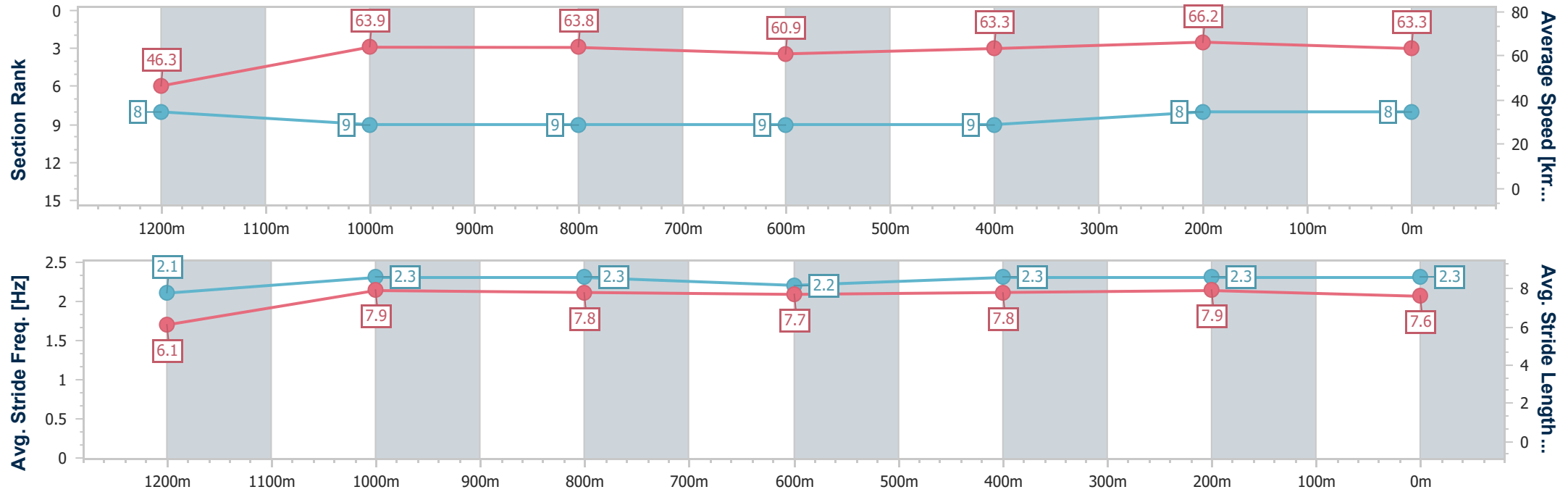


Doomben QLD Professional
Race 3: THE CONSERVATORY AT TATTERSALL'S CLUB Class
3 Handicap - 1350m
24 February 2024 - 13:23
Track Rating: Good 4, Weather: Overcast, Rail Position: +2.5m



BRISBANE
RACING CLUB

Section	Overall	1200m	1000m	800m	600m	400m	200m						
Section Times	1:19.88 [8] (0:11.63)	1:08.25 [8] (0:11.31)	0:56.94 [9] (0:11.28)	0:45.66 [9] (0:11.89)	0:33.77 [9] (0:11.45)	0:22.32 [9] (0:10.91)	0:11.41 [8] (0:11.41)						
Average Speed [km/h]	46.3	63.9	63.8	60.9	63.3	66.2	63.3						
Top Speed [km/h]	60.7	66.0	66.1	62.0	66.2	67.4	65.7						
Avg. Dist. to Rail [m]	6.5	0.9	0.9	1.0	1.1	3.7	6.9						
Avg. Stride Freq. [Hz]	2.1	2.3	2.3	2.2	2.3	2.3	2.3						
Avg. Stride Length [m]	6.1	7.9	7.8	7.7	7.8	7.9	7.6						





Horse/Jockey Name	Jukebox Glow
Final Rank	9
Fastest Section Time (Section)	0:11.00 (400m)
Top Speed [km/h] (Section)	66.5 (400m)
Race State	Finished

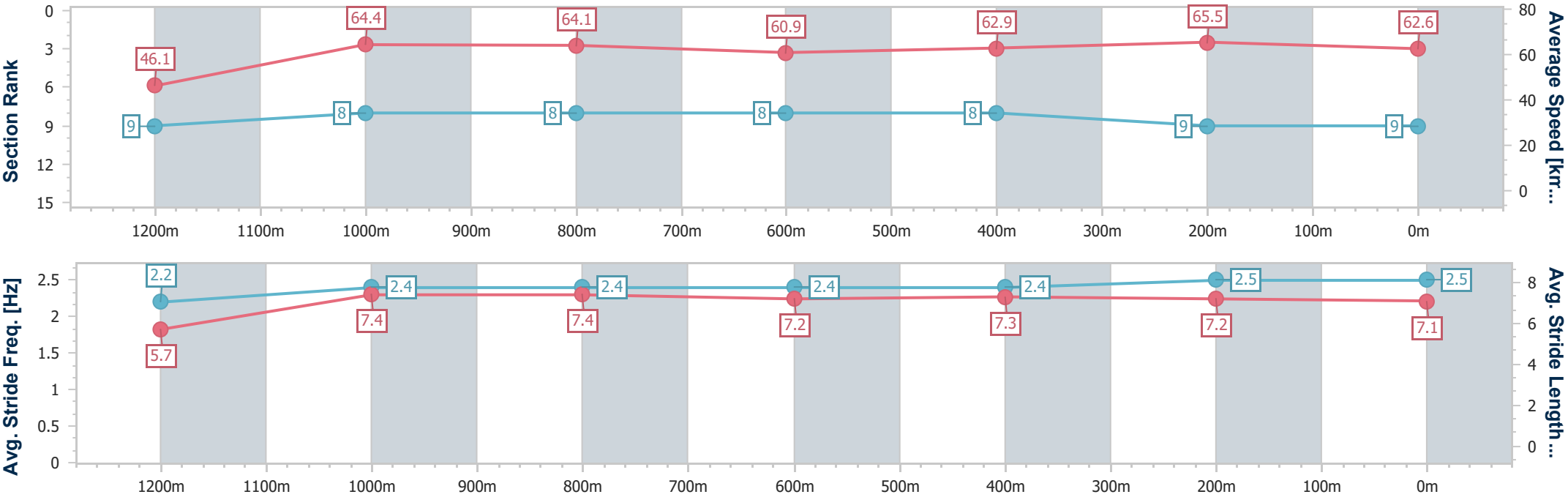


Doomben QLD Professional
Race 3: THE CONSERVATORY AT TATTERSALL'S CLUB Class
3 Handicap - 1350m
24 February 2024 - 13:23
Track Rating: Good 4, Weather: Overcast, Rail Position: +2.5m



BRISBANE
RACING CLUB

Section	Overall	1200m	1000m	800m	600m	400m	200m						
Section Times	1:20.01 [9] (0:11.71)	1:08.30 [9] (0:11.22)	0:57.08 [8] (0:11.22)	0:45.86 [8] (0:11.84)	0:34.02 [8] (0:11.53)	0:22.49 [8] (0:11.00)	0:11.49 [9] (0:11.49)						
Average Speed [km/h]	46.1	64.4	64.1	60.9	62.9	65.5	62.6						
Top Speed [km/h]	63.3	65.2	65.5	62.7	65.9	66.5	66.0						
Avg. Dist. to Rail [m]	6.5	0.4	0.3	0.4	0.9	1.9	5.2						
Avg. Stride Freq. [Hz]	2.2	2.4	2.4	2.4	2.4	2.5	2.5						
Avg. Stride Length [m]	5.7	7.4	7.4	7.2	7.3	7.2	7.1						





Horse/Jockey Name	Belle Tycoon
Final Rank	10
Fastest Section Time (Section)	0:10.95 (1200m)
Top Speed [km/h] (Section)	66.4 (1200m)
Race State	Finished

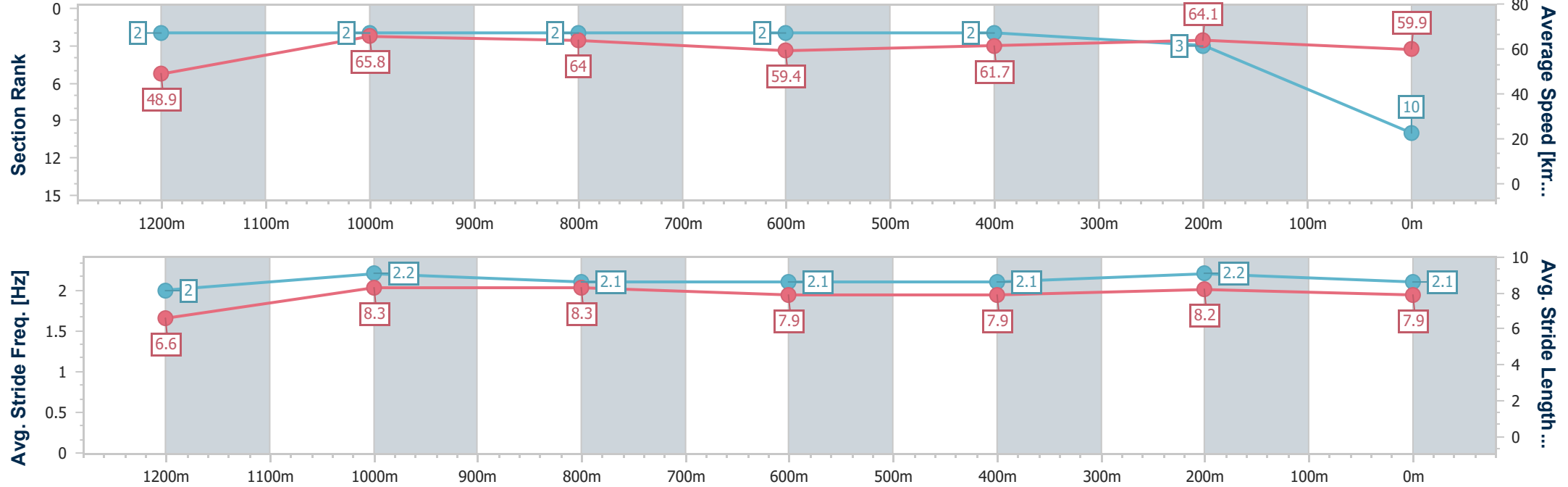


Doomben QLD Professional
Race 3: THE CONSERVATORY AT TATTERSALL'S CLUB Class
3 Handicap - 1350m
24 February 2024 - 13:23
Track Rating: Good 4, Weather: Overcast, Rail Position: +2.5m



BRISBANE
RACING CLUB

Section	Overall	1200m	1000m	800m	600m	400m	200m						
Section Times	1:20.09 [10] (0:11.03)	1:09.06 [2] (0:10.95)	0:58.11 [2] (0:11.23)	0:46.88 [2] (0:12.11)	0:34.77 [2] (0:11.58)	0:23.19 [2] (0:11.19)	0:12.00 [3] (0:12.00)						
Average Speed [km/h]	48.9	65.8	64.0	59.4	61.7	64.1	59.9						
Top Speed [km/h]	64.5	66.4	66.1	62.0	62.8	65.7	63.5						
Avg. Dist. to Rail [m]	1.0	0.2	0.3	0.2	1.1	1.8	0.7						
Avg. Stride Freq. [Hz]	2.0	2.2	2.1	2.1	2.1	2.2	2.1						
Avg. Stride Length [m]	6.6	8.3	8.3	7.9	7.9	8.2	7.9						





Doomben QLD Professional
Race 4: TATTERSALL'S LIFE MEMBERS QTIS JEWEL PRELUDE 2YO
Colts & Geldings Plate - 1110m
24 February 2024 - 13:59



Track Rating: Good 4, Weather: Overcast, Rail Position: +2.5m

Section		Overall				1000m	800m	600m	400m	200m	Last 600m		
Field Times		1:05.16				0:56.83	0:46.45	0:35.33	0:23.62	0:11.86	0:35.33		
		(0:08.33)				(0:10.38)	(0:11.12)	(0:11.71)	(0:11.76)	(0:11.86)			
Rank	TAB Horse/Jockey	Barrier	Top Speed [km/h]	Fastest Section								Margin	Distance Travelled [m]
1	8 ALL INCLUSIVE	7	69.8	0:08.66	1:05.16 [1]	0:56.50 [9]	0:45.95 [8]	0:34.81 [8]	0:23.07 [8]	0:11.81 [2]	1:05.16	0:34.81	
	Ryan Maloney		1000m	Overall	(0:08.66)	(0:10.55)	(0:11.14)	(0:11.74)	(0:11.26)	(0:11.81)			
2	10 STREET CHASE	1	69.7	0:08.59	1:05.36 [2]	0:56.77 [7]	0:46.13 [9]	0:35.04 [7]	0:23.33 [7]	0:11.83 [6]	1.19L	0:35.04	-4
	Jim Byrne		1000m	Overall	(0:08.59)	(0:10.64)	(0:11.09)	(0:11.71)	(0:11.50)	(0:11.83)			
3	2 DEFIANT BOOM	2	69.4	0:08.34	1:05.40 [3]	0:57.06 [2]	0:46.40 [4]	0:35.34 [4]	0:23.66 [4]	0:12.10 [1]	1.39L	0:35.34	-5
	Michael Rodd		1000m	Overall	(0:08.34)	(0:10.66)	(0:11.06)	(0:11.68)	(0:11.56)	(0:12.10)			
4	11 SUPERALLOY	10	70.2	0:08.39	1:05.65 [4]	0:57.26 [4]	0:46.63 [5]	0:35.37 [5]	0:23.64 [6]	0:12.27 [5]	2.86L	0:35.37	+2
	Angela Jones		1000m	Overall	(0:08.39)	(0:10.63)	(0:11.26)	(0:11.73)	(0:11.37)	(0:12.27)			
5	4 MYTHBUSTA	3	70.6	0:08.50	1:05.91 [5]	0:57.41 [5]	0:46.86 [6]	0:35.60 [6]	0:24.02 [5]	0:12.38 [7]	4.4L	0:35.60	-4
	Jag Guthmann-Chester		1000m	Overall	(0:08.50)	(0:10.55)	(0:11.26)	(0:11.58)	(0:11.64)	(0:12.38)			
6	9 BRAZEN ACT	4	70.6	0:08.33	1:06.05 [6]	0:57.72 [1]	0:47.34 [1]	0:36.22 [1]	0:24.51 [1]	0:12.67 [4]	5.23L	0:36.22	-4
	Cejay Graham		1000m	Overall	(0:08.33)	(0:10.38)	(0:11.12)	(0:11.71)	(0:11.84)	(0:12.67)			
7	13 MR CROWNING MOMENT	11	70.2	0:08.92	1:06.14 [7]	0:57.22 [11]	0:46.67 [11]	0:35.56 [11]	0:23.93 [10]	0:12.39 [10]	5.73L	0:35.56	+0
	Andrew Mallyon		1000m	Overall	(0:08.92)	(0:10.55)	(0:11.11)	(0:11.63)	(0:11.54)	(0:12.39)			
8	12 WAYFARER'S WAY	5	72.0	0:08.52	1:06.37 [8]	0:57.85 [6]	0:47.50 [3]	0:36.45 [3]	0:24.79 [3]	0:13.00 [3]	7.09L	0:36.45	-6
	Kirk Matheson		1000m	Overall	(0:08.52)	(0:10.35)	(0:11.05)	(0:11.66)	(0:11.79)	(0:13.00)			
9	3 CRYPTOSTAR	13	71.8	0:08.63	1:06.62 [9]	0:57.99 [8]	0:47.54 [7]	0:36.25 [9]	0:24.25 [11]	0:12.77 [11]	8.6L	0:36.25	+6
	Ryan Wiggins		1000m	Overall	(0:08.63)	(0:10.45)	(0:11.29)	(0:12.00)	(0:11.48)	(0:12.77)			
10	6 MISHANI HITMAN	8	69.4	0:08.91	1:06.69 [10]	0:57.78 [10]	0:47.22 [10]	0:36.15 [10]	0:24.55 [9]	0:13.00 [9]	8.98L	0:36.15	-6
	Samantha Collett		1000m	Overall	(0:08.91)	(0:10.56)	(0:11.07)	(0:11.60)	(0:11.55)	(0:13.00)			

Scratched: Enhance (#5), Alpine Raider (#7)



Doomben QLD Professional
Race 4: TATTERSALL'S LIFE MEMBERS QTIS JEWEL PRELUDE 2YO
Colts & Geldings Plate - 1110m
24 February 2024 - 13:59



Track Rating: Good 4, Weather: Overcast, Rail Position: +2.5m

Section						Overall	1000m	800m	600m	400m	200m	Last 600m			
Field Times						1:05.16 (0:08.33)	0:56.83 (0:10.38)	0:46.45 (0:11.12)	0:35.33 (0:11.71)	0:23.62 (0:11.76)	0:11.86 (0:11.86)	0:35.33			
Rank	TAB	Horse/Jockey	Barrier	Top Speed [km/h]	Fastest Section									Margin	Distance Travelled [m]
11	1	HEAD HONCHO	6	71.7	0:08.38	1:07.57 [11]	0:59.19 [3]	0:48.85 [2]	0:37.73 [2]	0:26.00 [2]	0:13.93 [8]	14.14L	0:37.73	+1	
		Kyle Wilson-Taylor		1000m	Overall	(0:08.38)	(0:10.34)	(0:11.12)	(0:11.73)	(0:12.07)	(0:13.93)				

Scratched: Enhance (#5), Alpine Raider (#7)



Horse/Jockey Name	All Inclusive
Final Rank	1
Fastest Section Time (Section)	0:08.66 (Overall)
Top Speed [km/h] (Section)	69.8 (1000m)
Race State	Finished



Doomben QLD Professional
Race 4: TATTERSALL'S LIFE MEMBERS QTIS JEWEL
PRELUDE 2YO Colts & Geldings Plate - 1110m

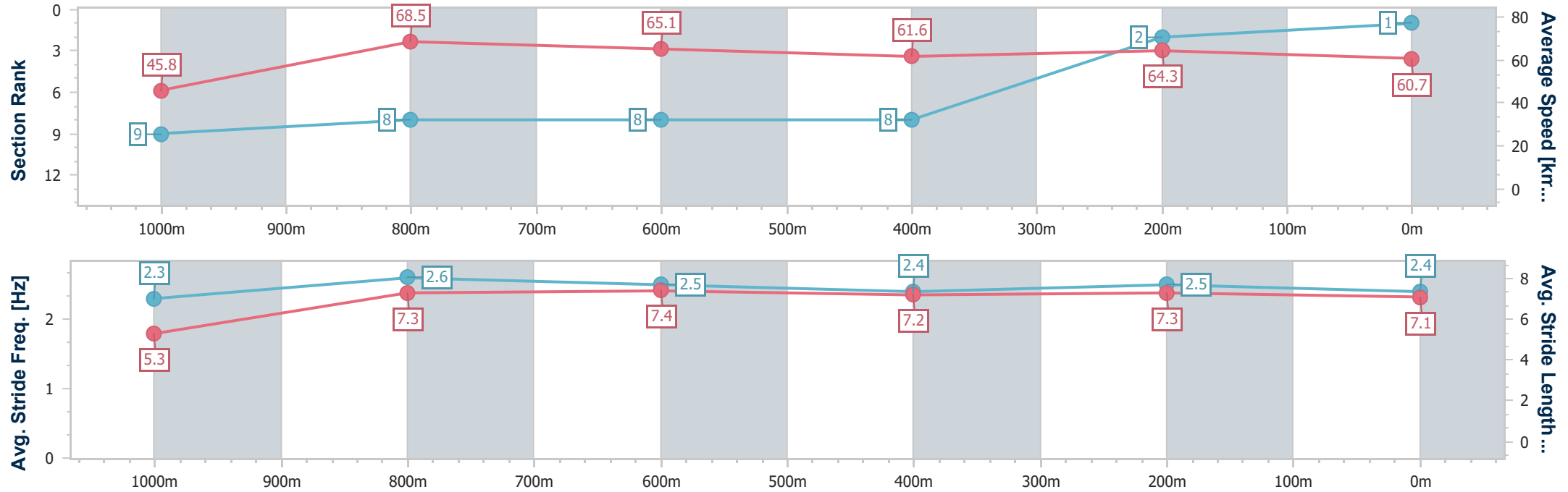
24 February 2024 - 13:59

Track Rating: Good 4, Weather: Overcast, Rail Position: +2.5m



BRISBANE
RACING CLUB

Section	Overall	1000m	800m	600m	400m	200m								
Section Times	1:05.16 [1] (0:08.66)	0:56.50 [9] (0:10.55)	0:45.95 [8] (0:11.14)	0:34.81 [8] (0:11.74)	0:23.07 [8] (0:11.26)	0:11.81 [2] (0:11.81)								
Average Speed [km/h]	45.8	68.5	65.1	61.6	64.3	60.7								
Top Speed [km/h]	66.5	69.8	66.6	63.3	65.8	64.7								
Avg. Dist. to Rail [m]	6.1	1.8	0.9	0.8	4.3	3.2								
Avg. Stride Freq. [Hz]	2.3	2.6	2.5	2.4	2.5	2.4								
Avg. Stride Length [m]	5.3	7.3	7.4	7.2	7.3	7.1								



- [] Ranking at each section and finish
- .-.- No data available at this section
- NA No data available



Horse/Jockey Name	Street Chase
Final Rank	2
Fastest Section Time (Section)	0:08.59 (Overall)
Top Speed [km/h] (Section)	69.7 (1000m)
Race State	Finished



Doomben QLD Professional
Race 4: TATTERSALL'S LIFE MEMBERS QTIS JEWEL
PRELUDE 2YO Colts & Geldings Plate - 1110m

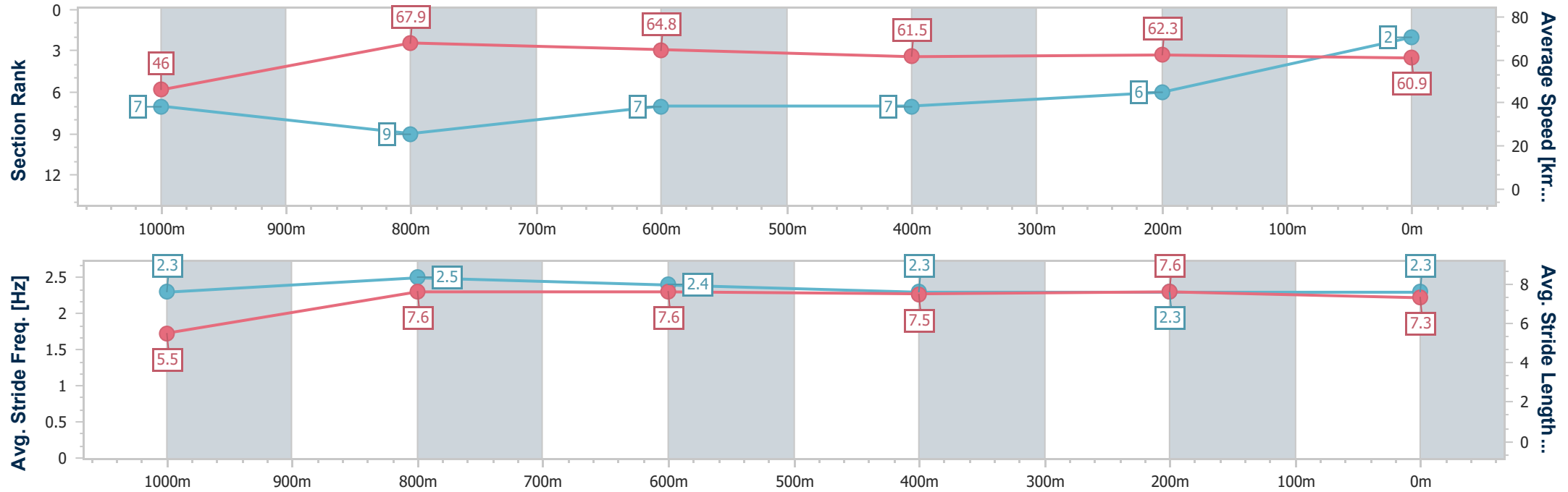
24 February 2024 - 13:59

Track Rating: Good 4, Weather: Overcast, Rail Position: +2.5m



BRISBANE
RACING CLUB

Section	Overall	1000m	800m	600m	400m	200m								
Section Times	1:05.36 [2] (0:08.59)	0:56.77 [7] (0:10.64)	0:46.13 [9] (0:11.09)	0:35.04 [7] (0:11.71)	0:23.33 [7] (0:11.50)	0:11.83 [6] (0:11.83)								
Average Speed [km/h]	46.0	67.9	64.8	61.5	62.3	60.9								
Top Speed [km/h]	67.2	69.7	67.0	62.9	64.5	63.0								
Avg. Dist. to Rail [m]	1.0	0.9	0.2	0.4	0.8	0.6								
Avg. Stride Freq. [Hz]	2.3	2.5	2.4	2.3	2.3	2.3								
Avg. Stride Length [m]	5.5	7.6	7.6	7.5	7.6	7.3								





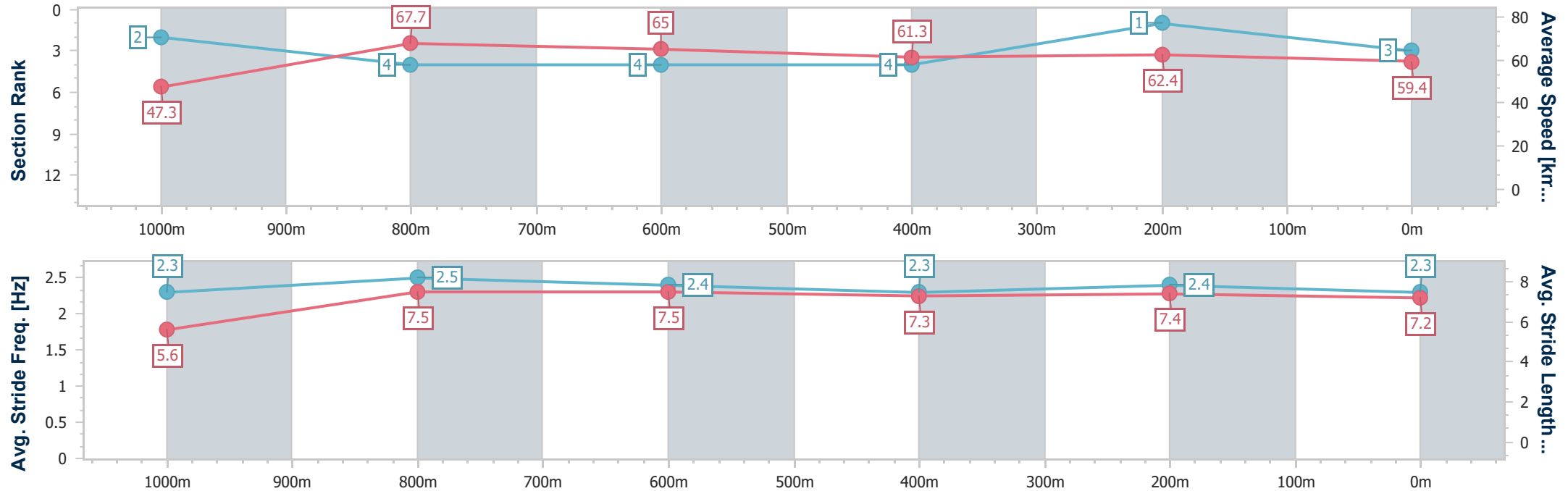
Horse/Jockey Name	Defiant Boom
Final Rank	3
Fastest Section Time (Section)	0:08.34 (Overall)
Top Speed [km/h] (Section)	69.4 (1000m)
Race State	Finished



Doomben QLD Professional
Race 4: TATTERSALL'S LIFE MEMBERS QTIS JEWEL
PRELUDE 2YO Colts & Geldings Plate - 1110m
24 February 2024 - 13:59
Track Rating: Good 4, Weather: Overcast, Rail Position: +2.5m



Section	Overall	1000m	800m	600m	400m	200m								
Section Times	1:05.40 [3] (0:08.34)	0:57.06 [2] (0:10.66)	0:46.40 [4] (0:11.06)	0:35.34 [4] (0:11.68)	0:23.66 [4] (0:11.56)	0:12.10 [1] (0:12.10)								
Average Speed [km/h]	47.3	67.7	65.0	61.3	62.4	59.4								
Top Speed [km/h]	65.4	69.4	68.3	62.7	64.0	62.6								
Avg. Dist. to Rail [m]	0.7	0.6	0.6	0.8	1.4	2.9								
Avg. Stride Freq. [Hz]	2.3	2.5	2.4	2.3	2.4	2.3								
Avg. Stride Length [m]	5.6	7.5	7.5	7.3	7.4	7.2								





Horse/Jockey Name	Superalloy
Final Rank	4
Fastest Section Time (Section)	0:08.39 (Overall)
Top Speed [km/h] (Section)	70.2 (1000m)
Race State	Finished



Doomben QLD Professional
Race 4: TATTERSALL'S LIFE MEMBERS QTIS JEWEL
PRELUDE 2YO Colts & Geldings Plate - 1110m

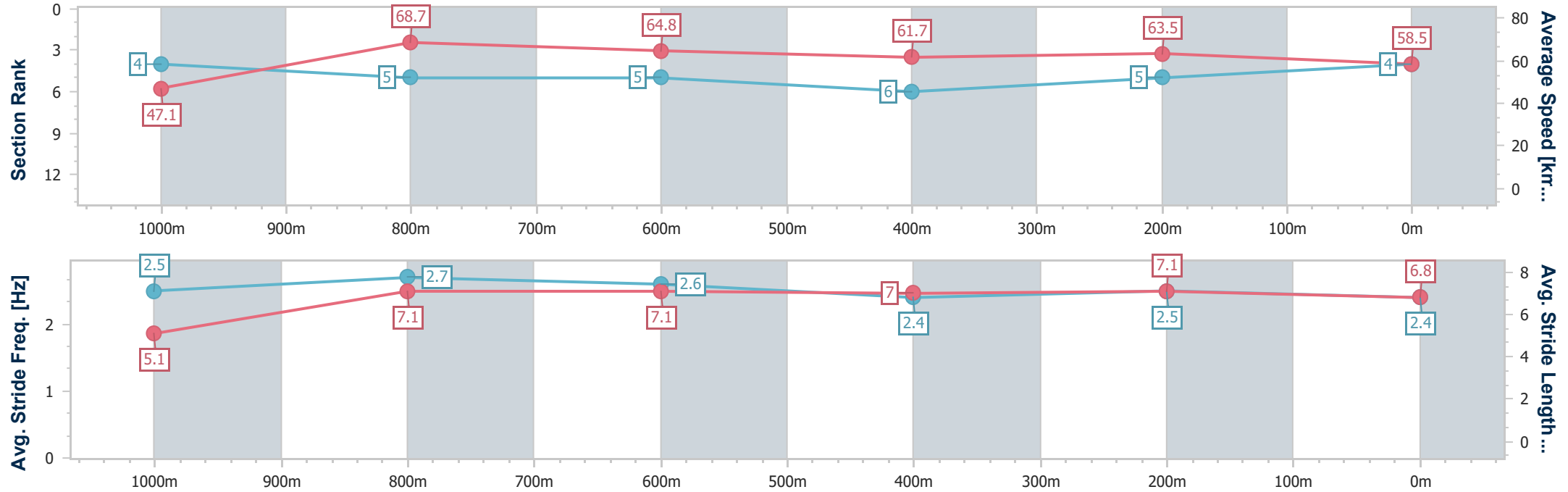
24 February 2024 - 13:59

Track Rating: Good 4, Weather: Overcast, Rail Position: +2.5m



BRISBANE
RACING CLUB

Section	Overall	1000m	800m	600m	400m	200m								
Section Times	1:05.65 [4] (0:08.39)	0:57.26 [4] (0:10.63)	0:46.63 [5] (0:11.26)	0:35.37 [5] (0:11.73)	0:23.64 [6] (0:11.37)	0:12.27 [5] (0:12.27)								
Average Speed [km/h]	47.1	68.7	64.8	61.7	63.5	58.5								
Top Speed [km/h]	67.6	70.2	69.4	64.8	64.5	62.3								
Avg. Dist. to Rail [m]	7.7	5.1	2.4	1.3	1.7	2.4								
Avg. Stride Freq. [Hz]	2.5	2.7	2.6	2.4	2.5	2.4								
Avg. Stride Length [m]	5.1	7.1	7.1	7.0	7.1	6.8								



- [] Ranking at each section and finish
- .-.- No data available at this section
- NA No data available



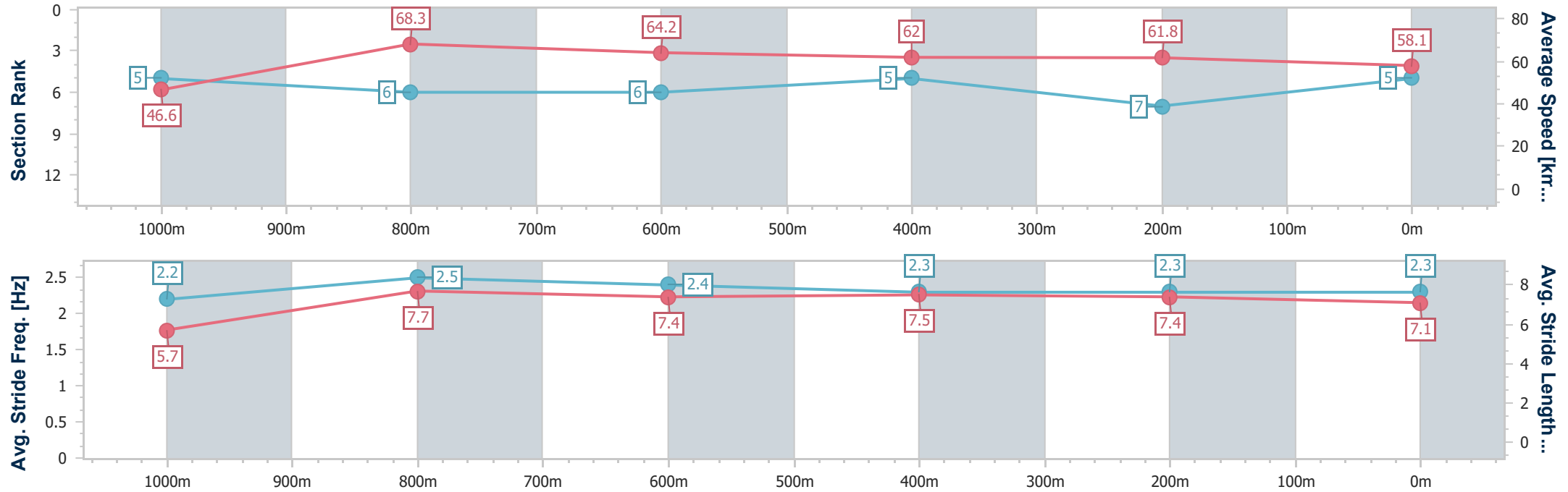
Horse/Jockey Name	Mythbusta
Final Rank	5
Fastest Section Time (Section)	0:08.50 (Overall)
Top Speed [km/h] (Section)	70.6 (1000m)
Race State	Finished



Doomben QLD Professional
Race 4: TATTERSALL'S LIFE MEMBERS QTIS JEWEL
PRELUDE 2YO Colts & Geldings Plate - 1110m
24 February 2024 - 13:59
Track Rating: Good 4, Weather: Overcast, Rail Position: +2.5m



Section	Overall	1000m	800m	600m	400m	200m							
Section Times	1:05.91 [5] (0:08.50)	0:57.41 [5] (0:10.55)	0:46.86 [6] (0:11.26)	0:35.60 [6] (0:11.58)	0:24.02 [5] (0:11.64)	0:12.38 [7] (0:12.38)							
Average Speed [km/h]	46.6	68.3	64.2	62.0	61.8	58.1							
Top Speed [km/h]	66.9	70.6	68.2	64.8	63.4	61.9							
Avg. Dist. to Rail [m]	2.2	0.9	1.1	0.7	2.0	2.8							
Avg. Stride Freq. [Hz]	2.2	2.5	2.4	2.3	2.3	2.3							
Avg. Stride Length [m]	5.7	7.7	7.4	7.5	7.4	7.1							





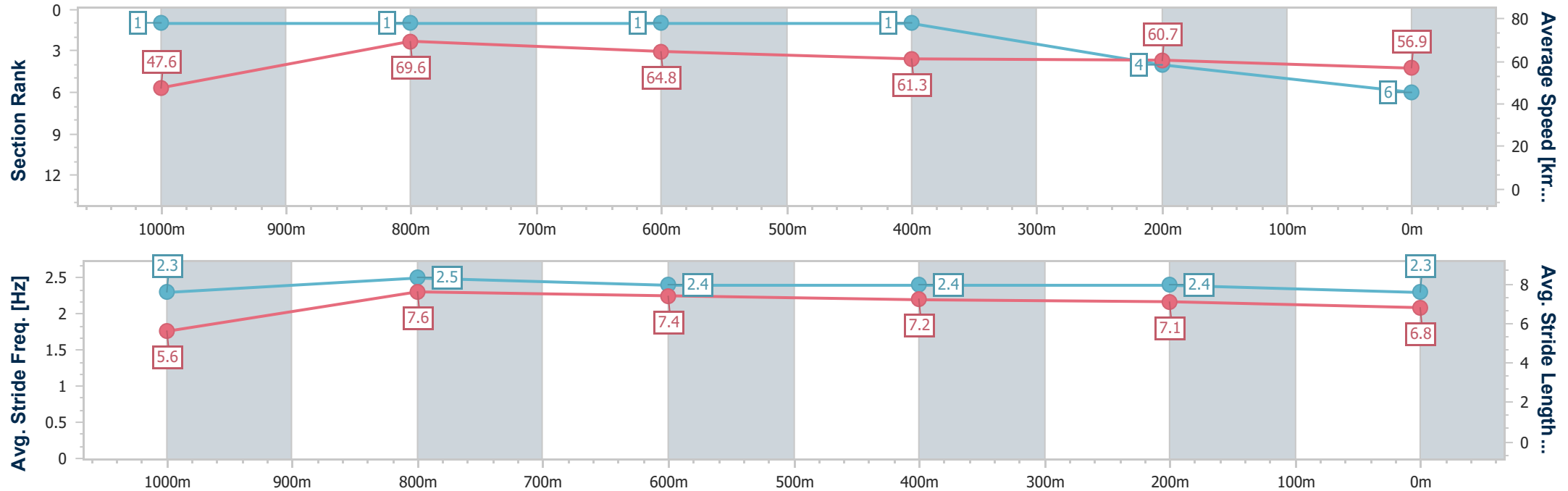
Horse/Jockey Name	Brazen Act
Final Rank	6
Fastest Section Time (Section)	0:08.33 (Overall)
Top Speed [km/h] (Section)	70.6 (1000m)
Race State	Finished



Doomben QLD Professional
Race 4: TATTERSALL'S LIFE MEMBERS QTIS JEWEL
PRELUDE 2YO Colts & Geldings Plate - 1110m
24 February 2024 - 13:59
Track Rating: Good 4, Weather: Overcast, Rail Position: +2.5m



Section	Overall	1000m	800m	600m	400m	200m								
Section Times	1:06.05 [6] (0:08.33)	0:57.72 [1] (0:10.38)	0:47.34 [1] (0:11.12)	0:36.22 [1] (0:11.71)	0:24.51 [1] (0:11.84)	0:12.67 [4] (0:12.67)								
Average Speed [km/h]	47.6	69.6	64.8	61.3	60.7	56.9								
Top Speed [km/h]	68.0	70.6	68.1	63.4	61.5	60.0								
Avg. Dist. to Rail [m]	3.3	1.1	0.5	0.5	1.2	1.1								
Avg. Stride Freq. [Hz]	2.3	2.5	2.4	2.4	2.4	2.3								
Avg. Stride Length [m]	5.6	7.6	7.4	7.2	7.1	6.8								





Horse/Jockey Name	Mr Crowning Moment
Final Rank	7
Fastest Section Time (Section)	0:08.92 (Overall)
Top Speed [km/h] (Section)	70.2 (1000m)
Race State	Finished



Doomben QLD Professional
Race 4: TATTERSALL'S LIFE MEMBERS QTIS JEWEL
PRELUDE 2YO Colts & Geldings Plate - 1110m

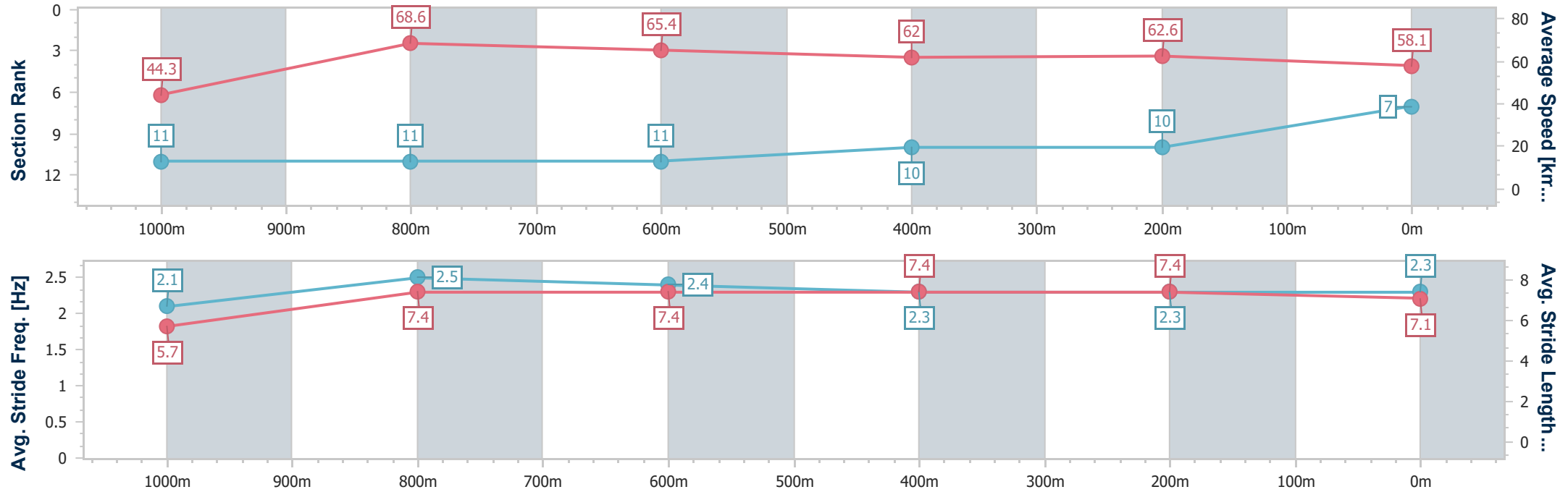
24 February 2024 - 13:59

Track Rating: Good 4, Weather: Overcast, Rail Position: +2.5m



BRISBANE
RACING CLUB

Section	Overall	1000m	800m	600m	400m	200m								
Section Times	1:06.14 [7] (0:08.92)	0:57.22 [11] (0:10.55)	0:46.67 [11] (0:11.11)	0:35.56 [11] (0:11.63)	0:23.93 [10] (0:11.54)	0:12.39 [10] (0:12.39)								
Average Speed [km/h]	44.3	68.6	65.4	62.0	62.6	58.1								
Top Speed [km/h]	64.5	70.2	67.8	64.2	63.7	61.9								
Avg. Dist. to Rail [m]	7.7	2.0	1.7	0.8	1.5	3.7								
Avg. Stride Freq. [Hz]	2.1	2.5	2.4	2.3	2.3	2.3								
Avg. Stride Length [m]	5.7	7.4	7.4	7.4	7.4	7.1								





Horse/Jockey Name	Wayfarer's Way
Final Rank	8
Fastest Section Time (Section)	0:08.52 (Overall)
Top Speed [km/h] (Section)	72.0 (1000m)
Race State	Finished



Doomben QLD Professional
Race 4: TATTERSALL'S LIFE MEMBERS QTIS JEWEL
PRELUDE 2YO Colts & Geldings Plate - 1110m

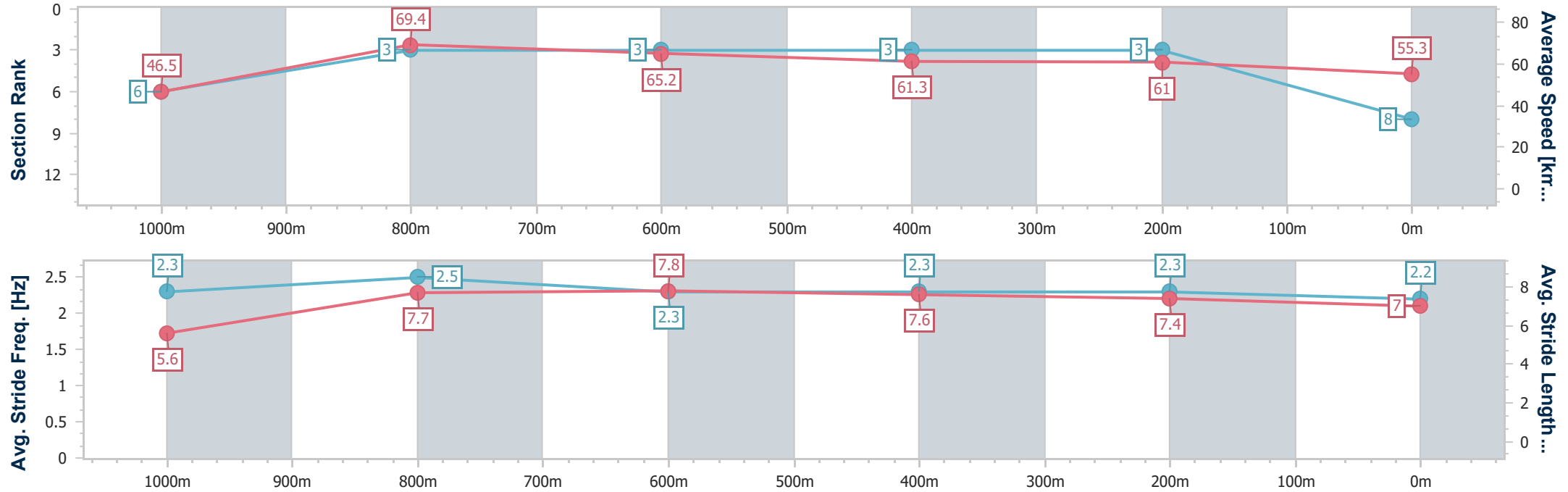
24 February 2024 - 13:59

Track Rating: Good 4, Weather: Overcast, Rail Position: +2.5m



BRISBANE
RACING CLUB

Section	Overall	1000m	800m	600m	400m	200m							
Section Times	1:06.37 [8] (0:08.52)	0:57.85 [6] (0:10.35)	0:47.50 [3] (0:11.05)	0:36.45 [3] (0:11.66)	0:24.79 [3] (0:11.79)	0:13.00 [3] (0:13.00)							
Average Speed [km/h]	46.5	69.4	65.2	61.3	61.0	55.3							
Top Speed [km/h]	68.6	72.0	67.6	62.5	62.1	59.7							
Avg. Dist. to Rail [m]	3.4	1.2	0.5	0.9	0.5	0.5							
Avg. Stride Freq. [Hz]	2.3	2.5	2.3	2.3	2.3	2.2							
Avg. Stride Length [m]	5.6	7.7	7.8	7.6	7.4	7.0							





Horse/Jockey Name	Cryptostar
Final Rank	9
Fastest Section Time (Section)	0:08.63 (Overall)
Top Speed [km/h] (Section)	71.8 (1000m)
Race State	Finished



Doomben QLD Professional
Race 4: TATTERSALL'S LIFE MEMBERS QTIS JEWEL
PRELUDE 2YO Colts & Geldings Plate - 1110m

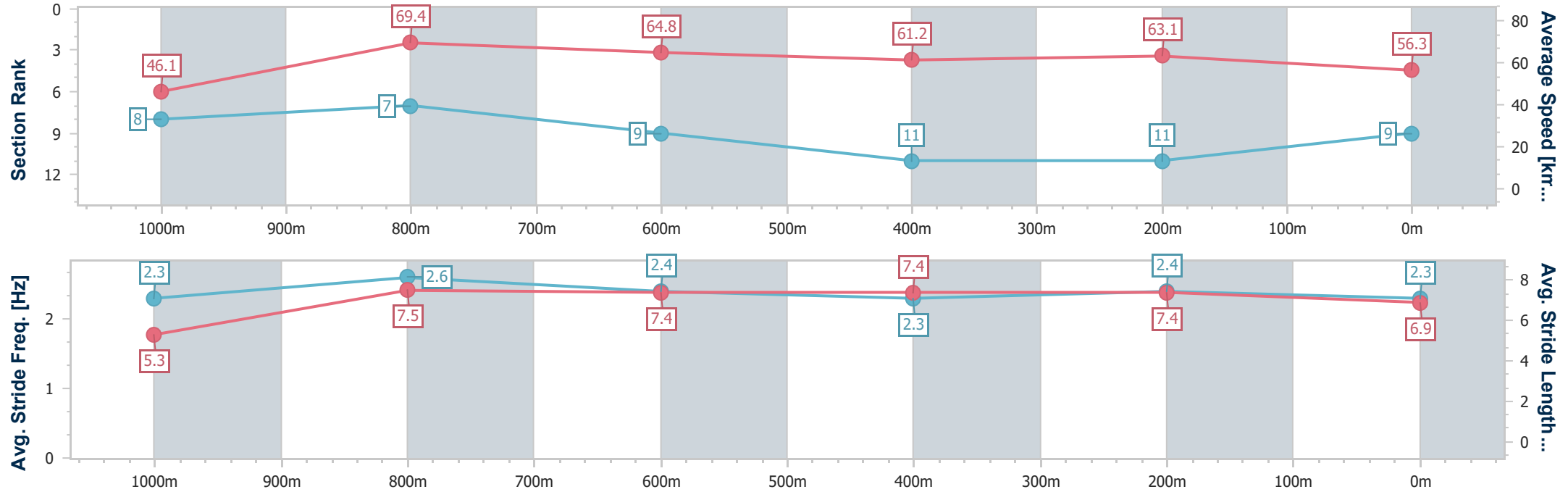
24 February 2024 - 13:59

Track Rating: Good 4, Weather: Overcast, Rail Position: +2.5m



BRISBANE
RACING CLUB

Section	Overall	1000m	800m	600m	400m	200m								
Section Times	1:06.62 [9] (0:08.63)	0:57.99 [8] (0:10.45)	0:47.54 [7] (0:11.29)	0:36.25 [9] (0:12.00)	0:24.25 [11] (0:11.48)	0:12.77 [11] (0:12.77)								
Average Speed [km/h]	46.1	69.4	64.8	61.2	63.1	56.3								
Top Speed [km/h]	68.1	71.8	66.9	62.9	64.4	61.2								
Avg. Dist. to Rail [m]	9.0	2.5	3.6	3.2	4.6	6.0								
Avg. Stride Freq. [Hz]	2.3	2.6	2.4	2.3	2.4	2.3								
Avg. Stride Length [m]	5.3	7.5	7.4	7.4	7.4	6.9								



- [] Ranking at each section and finish
- .-.- No data available at this section
- NA No data available



Horse/Jockey Name	Mishani Hitman
Final Rank	10
Fastest Section Time (Section)	0:08.91 (Overall)
Top Speed [km/h] (Section)	69.4 (1000m)
Race State	Finished



Doomben QLD Professional
Race 4: TATTERSALL'S LIFE MEMBERS QTIS JEWEL
PRELUDE 2YO Colts & Geldings Plate - 1110m

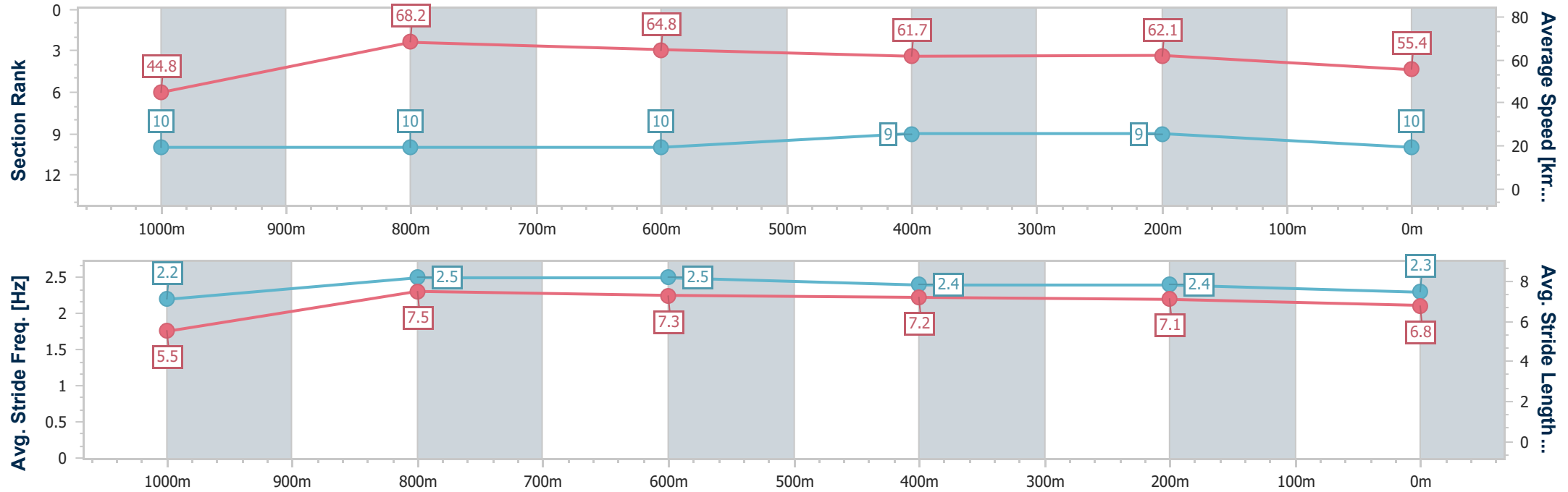
24 February 2024 - 13:59

Track Rating: Good 4, Weather: Overcast, Rail Position: +2.5m



BRISBANE
RACING CLUB

Section	Overall	1000m	800m	600m	400m	200m							
Section Times	1:06.69 [10] (0:08.91)	0:57.78 [10] (0:10.56)	0:47.22 [10] (0:11.07)	0:36.15 [10] (0:11.60)	0:24.55 [9] (0:11.55)	0:13.00 [9] (0:13.00)							
Average Speed [km/h]	44.8	68.2	64.8	61.7	62.1	55.4							
Top Speed [km/h]	66.1	69.4	66.9	63.4	64.7	60.0							
Avg. Dist. to Rail [m]	5.4	0.1	0.6	0.9	1.5	1.1							
Avg. Stride Freq. [Hz]	2.2	2.5	2.5	2.4	2.4	2.3							
Avg. Stride Length [m]	5.5	7.5	7.3	7.2	7.1	6.8							





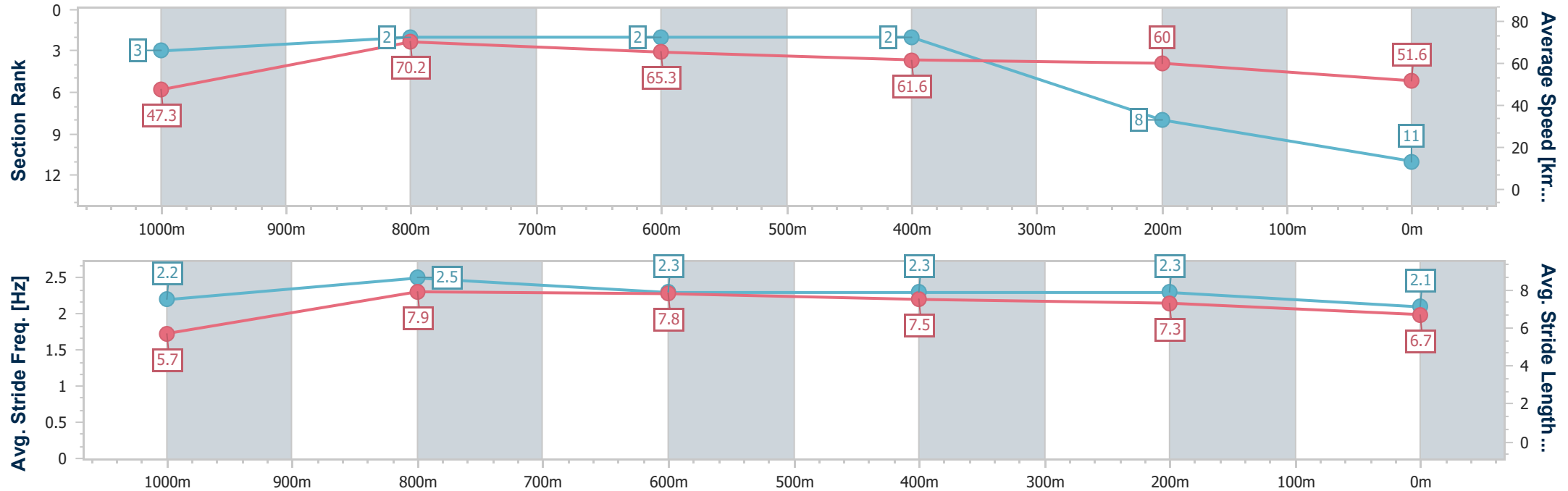
Horse/Jockey Name	Head Honcho
Final Rank	11
Fastest Section Time (Section)	0:08.38 (Overall)
Top Speed [km/h] (Section)	71.7 (1000m)
Race State	Finished



Doomben QLD Professional
Race 4: TATTERSALL'S LIFE MEMBERS QTIS JEWEL
PRELUDE 2YO Colts & Geldings Plate - 1110m
24 February 2024 - 13:59
Track Rating: Good 4, Weather: Overcast, Rail Position: +2.5m



Section	Overall	1000m	800m	600m	400m	200m								
Section Times	1:07.57 [11] (0:08.38)	0:59.19 [3] (0:10.34)	0:48.85 [2] (0:11.12)	0:37.73 [2] (0:11.73)	0:26.00 [2] (0:12.07)	0:13.93 [8] (0:13.93)								
Average Speed [km/h]	47.3	70.2	65.3	61.6	60.0	51.6								
Top Speed [km/h]	67.6	71.7	68.6	64.3	61.0	56.7								
Avg. Dist. to Rail [m]	5.7	3.3	1.7	0.9	1.8	2.1								
Avg. Stride Freq. [Hz]	2.2	2.5	2.3	2.3	2.3	2.1								
Avg. Stride Length [m]	5.7	7.9	7.8	7.5	7.3	6.7								





Doomben QLD Professional
Race 5: WEDDINGS AT TATTERSALL'S CLUB QTIS JEWEL PRELUDE
2YO Fillies Plate - 1110m
24 February 2024 - 14:33



Track Rating: Good 4, Weather: Overcast, Rail Position: +2.5m

Section		Overall				1000m	800m	600m	400m	200m	Last 600m		
Field Times		1:04.53				0:56.32	0:46.02	0:34.99	0:23.47	0:12.29	0:34.99		
		(0:08.21)				(0:10.30)	(0:11.03)	(0:11.52)	(0:11.18)	(0:12.29)			
Rank	TAB	Horse/Jockey	Barrier	Top Speed [km/h]	Fastest Section						Margin	Distance Travelled [m]	
1	2	MISHANI LILY	10	71.9	0:08.21	1:04.53 [1]	0:56.32 [1]	0:46.02 [1]	0:34.99 [1]	0:23.47 [1]	0:12.29 [1]	1:04.53	0:34.99
		James Orman		1000m	Overall	(0:08.21)	(0:10.30)	(0:11.03)	(0:11.52)	(0:11.18)	(0:12.29)		
2	8	OVERFULL	12	70.1	0:08.47	1:04.76 [2]	0:56.29 [4]	0:45.96 [4]	0:34.99 [4]	0:23.30 [3]	0:12.06 [3]	1.36L	0:34.99 +4
		Jag Guthmann-Chester		1000m	Overall	(0:08.47)	(0:10.33)	(0:10.97)	(0:11.69)	(0:11.24)	(0:12.06)		
3	1	MISHANI CROWN	6	71.5	0:08.33	1:04.90 [3]	0:56.57 [3]	0:46.27 [2]	0:35.23 [2]	0:23.60 [2]	0:12.28 [2]	2.2L	0:35.23 +5
		Michael Rodd		1000m	Overall	(0:08.33)	(0:10.30)	(0:11.04)	(0:11.63)	(0:11.32)	(0:12.28)		
4	3	FIELDS AMOUR	1	70.7	0:08.31	1:05.17 [4]	0:56.86 [2]	0:46.48 [3]	0:35.43 [3]	0:23.61 [4]	0:12.32 [4]	3.77L	0:35.43 +6
		Samantha Collett		1000m	Overall	(0:08.31)	(0:10.38)	(0:11.05)	(0:11.82)	(0:11.29)	(0:12.32)		
5	12	TIYE	3	69.4	0:08.66	1:05.19 [5]	0:56.53 [7]	0:45.95 [7]	0:34.87 [7]	0:23.22 [8]	0:11.89 [7]	3.88L	0:34.87 -2
		Angela Jones		1000m	Overall	(0:08.66)	(0:10.58)	(0:11.08)	(0:11.65)	(0:11.33)	(0:11.89)		
6	5	TIME TO CRY	7	72.0	0:08.58	1:05.22 [6]	0:56.64 [6]	0:46.34 [5]	0:35.15 [5]	0:23.41 [6]	0:12.15 [5]	4.07L	0:35.15 +4
		Mark Du Plessis		1000m	Overall	(0:08.58)	(0:10.30)	(0:11.19)	(0:11.74)	(0:11.26)	(0:12.15)		
7	9	DREAMDROP	9	69.0	0:08.80	1:05.73 [7]	0:56.93 [8]	0:46.19 [8]	0:35.23 [8]	0:23.80 [7]	0:12.38 [8]	7.1L	0:35.23 +1
		Anthony Allen		1000m	Overall	(0:08.80)	(0:10.74)	(0:10.96)	(0:11.43)	(0:11.42)	(0:12.38)		
8	7	BLANTONS RUN	4	68.3	0:08.95	1:05.81 [8]	0:56.86 [9]	0:46.04 [9]	0:35.15 [9]	0:23.53 [9]	0:12.07 [9]	7.53L	0:35.15 +5
		Jim Byrne		800m	Overall	(0:08.95)	(0:10.82)	(0:10.89)	(0:11.62)	(0:11.46)	(0:12.07)		
9	11	SANDY GRIP	13	68.7	0:08.53	1:05.95 [9]	0:57.42 [5]	0:46.74 [6]	0:35.85 [6]	0:24.19 [5]	0:12.71 [6]	8.39L	0:35.85 +5
		Ryan Maloney		1000m	Overall	(0:08.53)	(0:10.68)	(0:10.89)	(0:11.66)	(0:11.48)	(0:12.71)		

Scratched: Gai's Artist (#4), What A Doozy (#6), Red Feather Boa (#10), Velvalee (#13)



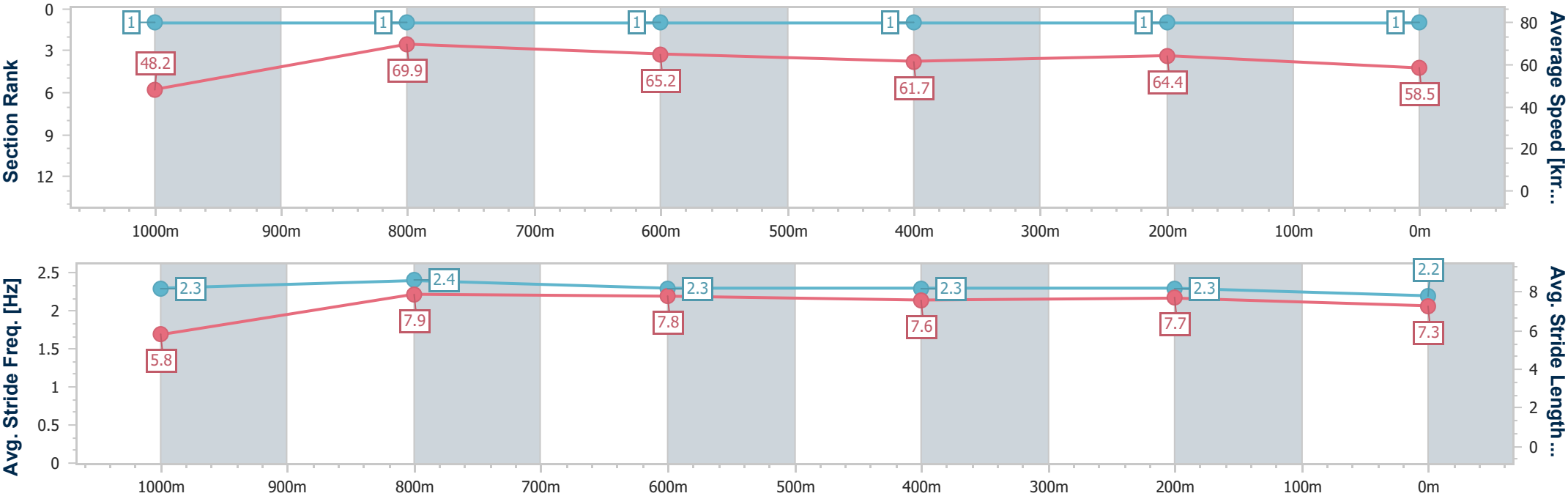
Horse/Jockey Name	Mishani Lily
Final Rank	1
Fastest Section Time (Section)	0:08.21 (Overall)
Top Speed [km/h] (Section)	71.9 (1000m)
Race State	Finished



Doomben QLD Professional
Race 5: WEDDINGS AT TATTERSALL'S CLUB QTIS JEWEL
PRELUDE 2YO Fillies Plate - 1110m
24 February 2024 - 14:33
Track Rating: Good 4, Weather: Overcast, Rail Position: +2.5m



Section	Overall	1000m	800m	600m	400m	200m							
Section Times	1:04.53 [1] (0:08.21)	0:56.32 [1] (0:10.30)	0:46.02 [1] (0:11.03)	0:34.99 [1] (0:11.52)	0:23.47 [1] (0:11.18)	0:12.29 [1] (0:12.29)							
Average Speed [km/h]	48.2	69.9	65.2	61.7	64.4	58.5							
Top Speed [km/h]	70.0	71.9	67.1	63.2	65.7	63.6							
Avg. Dist. to Rail [m]	5.3	0.9	0.9	1.4	1.3	0.7							
Avg. Stride Freq. [Hz]	2.3	2.4	2.3	2.3	2.3	2.2							
Avg. Stride Length [m]	5.8	7.9	7.8	7.6	7.7	7.3							



[] Ranking at each section and finish
- - - - No data available at this section
NA No data available



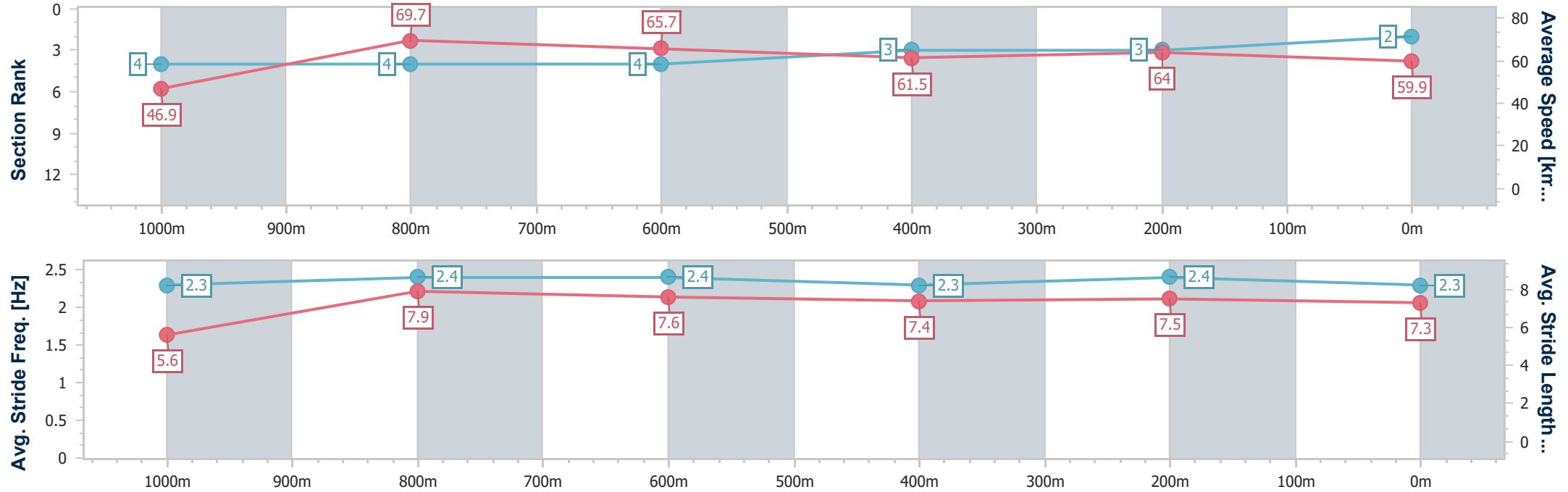
Horse/Jockey Name	Overfull
Final Rank	2
Fastest Section Time (Section)	0:08.47 (Overall)
Top Speed [km/h] (Section)	70.1 (1000m)
Race State	Finished



Doomben QLD Professional
Race 5: WEDDINGS AT TATTERSALL'S CLUB QTIS JEWEL
PRELUDE 2YO Fillies Plate - 1110m
24 February 2024 - 14:33
Track Rating: Good 4, Weather: Overcast, Rail Position: +2.5m



Section	Overall	1000m	800m	600m	400m	200m								
Section Times	1:04.76 [2] (0:08.47)	0:56.29 [4] (0:10.33)	0:45.96 [4] (0:10.97)	0:34.99 [4] (0:11.69)	0:23.30 [3] (0:11.24)	0:12.06 [3] (0:12.06)								
Average Speed [km/h]	46.9	69.7	65.7	61.5	64.0	59.9								
Top Speed [km/h]	68.0	70.1	69.5	63.2	66.0	62.8								
Avg. Dist. to Rail [m]	6.2	1.0	0.3	0.3	0.9	2.8								
Avg. Stride Freq. [Hz]	2.3	2.4	2.4	2.3	2.4	2.3								
Avg. Stride Length [m]	5.6	7.9	7.6	7.4	7.5	7.3								



[] Ranking at each section and finish
-.-.- No data available at this section
NA No data available



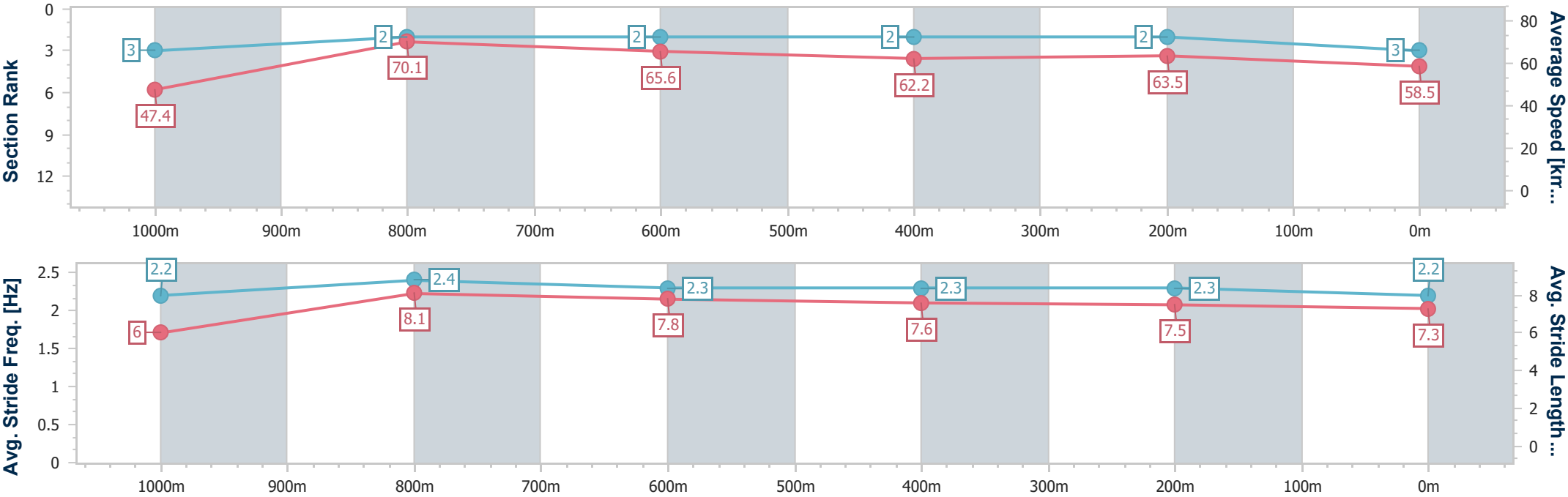
Horse/Jockey Name	Mishani Crown
Final Rank	3
Fastest Section Time (Section)	0:08.33 (Overall)
Top Speed [km/h] (Section)	71.5 (1000m)
Race State	Finished



Doomben QLD Professional
Race 5: WEDDINGS AT TATTERSALL'S CLUB QTIS JEWEL
PRELUDE 2YO Fillies Plate - 1110m
24 February 2024 - 14:33
Track Rating: Good 4, Weather: Overcast, Rail Position: +2.5m



Section	Overall	1000m	800m	600m	400m	200m								
Section Times	1:04.90 [3] (0:08.33)	0:56.57 [3] (0:10.30)	0:46.27 [2] (0:11.04)	0:35.23 [2] (0:11.63)	0:23.60 [2] (0:11.32)	0:12.28 [2] (0:12.28)								
Average Speed [km/h]	47.4	70.1	65.6	62.2	63.5	58.5								
Top Speed [km/h]	67.4	71.5	68.9	63.6	64.9	61.9								
Avg. Dist. to Rail [m]	3.4	1.3	1.4	0.8	0.7	0.6								
Avg. Stride Freq. [Hz]	2.2	2.4	2.3	2.3	2.3	2.2								
Avg. Stride Length [m]	6.0	8.1	7.8	7.6	7.5	7.3								





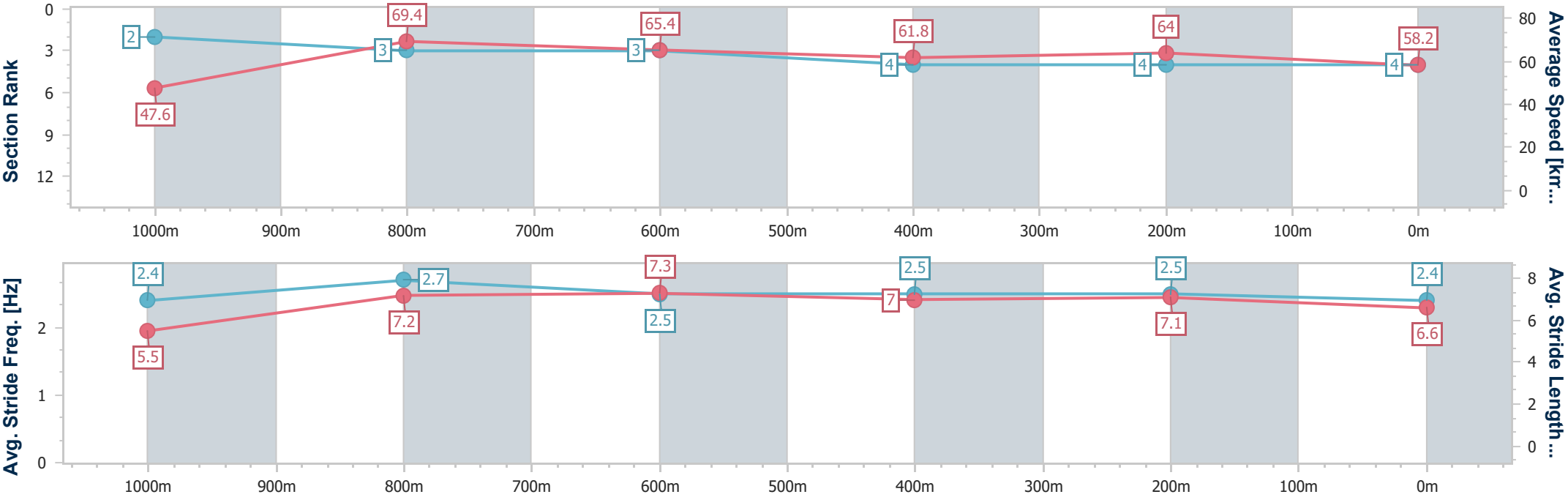
Horse/Jockey Name	Fields Amour
Final Rank	4
Fastest Section Time (Section)	0:08.31 (Overall)
Top Speed [km/h] (Section)	70.7 (1000m)
Race State	Finished



Doomben QLD Professional
Race 5: WEDDINGS AT TATTERSALL'S CLUB QTIS JEWEL
PRELUDE 2YO Fillies Plate - 1110m
24 February 2024 - 14:33
Track Rating: Good 4, Weather: Overcast, Rail Position: +2.5m



Section	Overall	1000m	800m	600m	400m	200m								
Section Times	1:05.17 [4] (0:08.31)	0:56.86 [2] (0:10.38)	0:46.48 [3] (0:11.05)	0:35.43 [3] (0:11.82)	0:23.61 [4] (0:11.29)	0:12.32 [4] (0:12.32)								
Average Speed [km/h]	47.6	69.4	65.4	61.8	64.0	58.2								
Top Speed [km/h]	68.4	70.7	67.5	63.5	65.1	63.0								
Avg. Dist. to Rail [m]	0.6	0.9	1.6	2.2	0.7	0.9								
Avg. Stride Freq. [Hz]	2.4	2.7	2.5	2.5	2.5	2.4								
Avg. Stride Length [m]	5.5	7.2	7.3	7.0	7.1	6.6								



[] Ranking at each section and finish
-.-.- No data available at this section
NA No data available



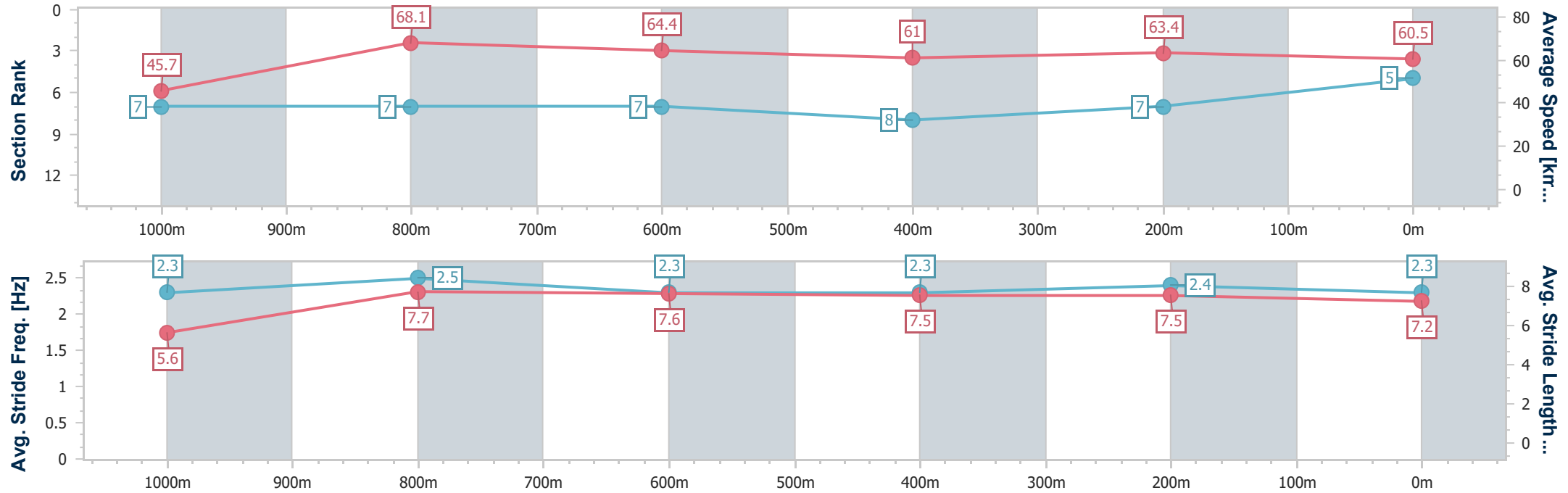
Horse/Jockey Name	Tiye
Final Rank	5
Fastest Section Time (Section)	0:08.66 (Overall)
Top Speed [km/h] (Section)	69.4 (1000m)
Race State	Finished



Doomben QLD Professional
Race 5: WEDDINGS AT TATTERSALL'S CLUB QTIS JEWEL
PRELUDE 2YO Fillies Plate - 1110m
24 February 2024 - 14:33
Track Rating: Good 4, Weather: Overcast, Rail Position: +2.5m



Section	Overall	1000m	800m	600m	400m	200m								
Section Times	1:05.19 [5] (0:08.66)	0:56.53 [7] (0:10.58)	0:45.95 [7] (0:11.08)	0:34.87 [7] (0:11.65)	0:23.22 [8] (0:11.33)	0:11.89 [7] (0:11.89)								
Average Speed [km/h]	45.7	68.1	64.4	61.0	63.4	60.5								
Top Speed [km/h]	65.9	69.4	68.4	63.4	65.2	63.2								
Avg. Dist. to Rail [m]	1.1	0.7	1.6	2.2	0.8	1.4								
Avg. Stride Freq. [Hz]	2.3	2.5	2.3	2.3	2.4	2.3								
Avg. Stride Length [m]	5.6	7.7	7.6	7.5	7.5	7.2								



[] Ranking at each section and finish
- - - - No data available at this section
NA No data available



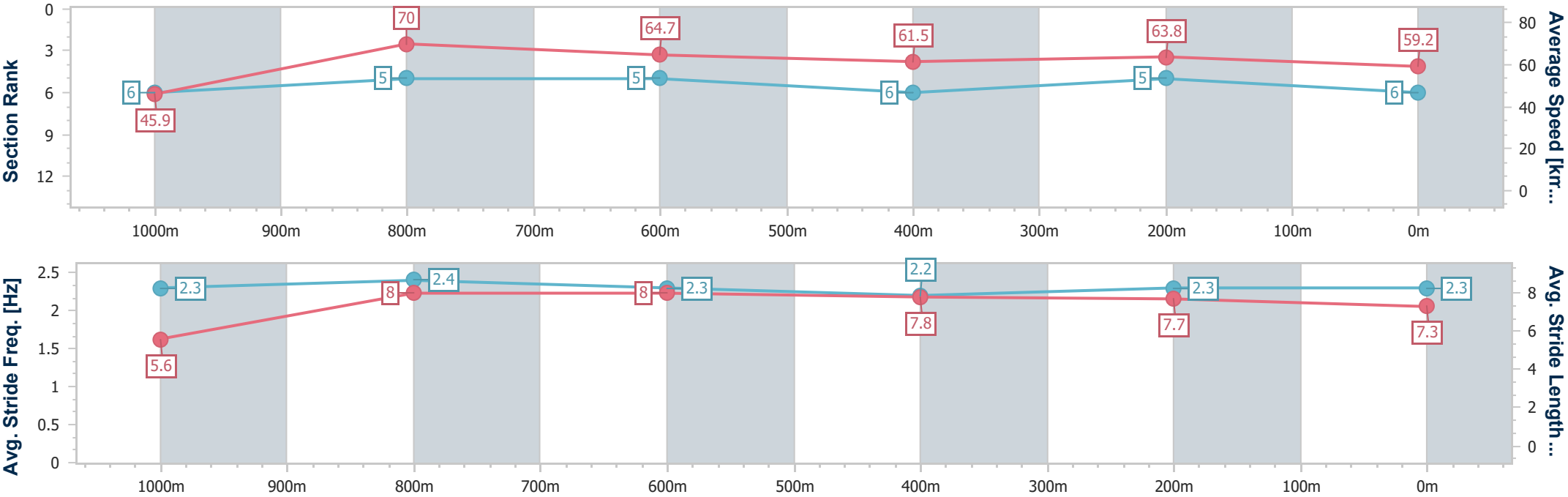
Horse/Jockey Name	Time To Cry
Final Rank	6
Fastest Section Time (Section)	0:08.58 (Overall)
Top Speed [km/h] (Section)	72.0 (1000m)
Race State	Finished



Doomben QLD Professional
Race 5: WEDDINGS AT TATTERSALL'S CLUB QTIS JEWEL
PRELUDE 2YO Fillies Plate - 1110m
24 February 2024 - 14:33
Track Rating: Good 4, Weather: Overcast, Rail Position: +2.5m



Section	Overall	1000m	800m	600m	400m	200m								
Section Times	1:05.22 [6] (0:08.58)	0:56.64 [6] (0:10.30)	0:46.34 [5] (0:11.19)	0:35.15 [5] (0:11.74)	0:23.41 [6] (0:11.26)	0:12.15 [5] (0:12.15)								
Average Speed [km/h]	45.9	70.0	64.7	61.5	63.8	59.2								
Top Speed [km/h]	67.7	72.0	67.7	63.4	65.7	61.9								
Avg. Dist. to Rail [m]	3.7	0.6	0.8	0.7	1.6	4.1								
Avg. Stride Freq. [Hz]	2.3	2.4	2.3	2.2	2.3	2.3								
Avg. Stride Length [m]	5.6	8.0	8.0	7.8	7.7	7.3								





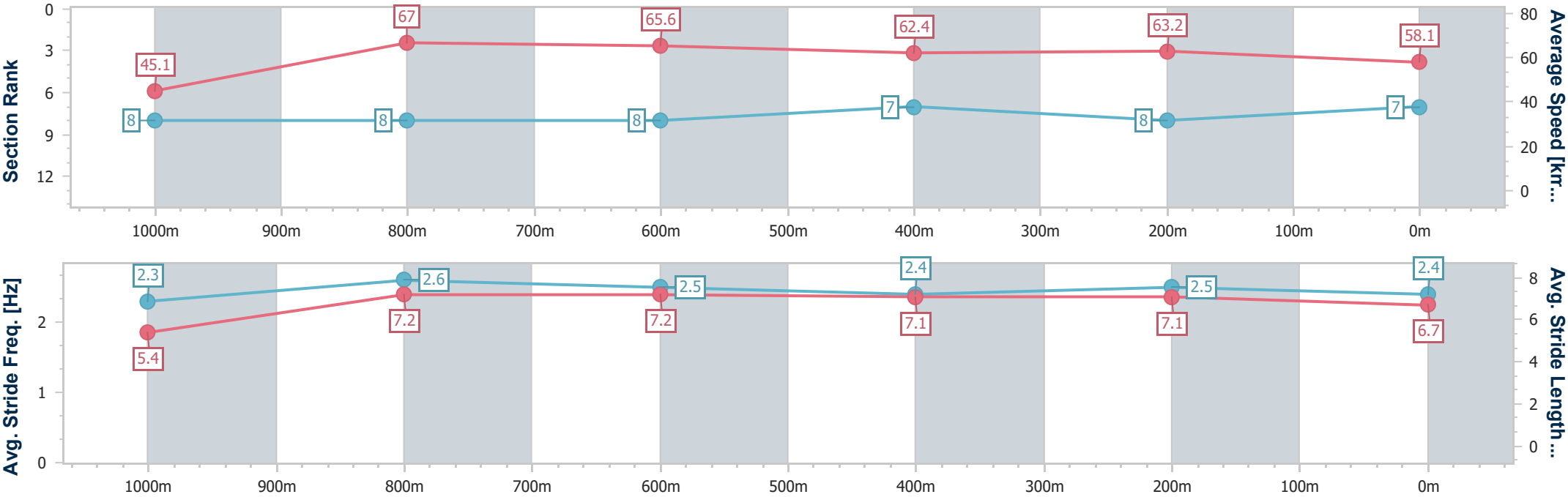
Horse/Jockey Name	Dreamdrop
Final Rank	7
Fastest Section Time (Section)	0:08.80 (Overall)
Top Speed [km/h] (Section)	69.0 (1000m)
Race State	Finished



Doomben QLD Professional
Race 5: WEDDINGS AT TATTERSALL'S CLUB QTIS JEWEL
PRELUDE 2YO Fillies Plate - 1110m
24 February 2024 - 14:33
Track Rating: Good 4, Weather: Overcast, Rail Position: +2.5m



Section	Overall	1000m	800m	600m	400m	200m								
Section Times	1:05.73 [7] (0:08.80)	0:56.93 [8] (0:10.74)	0:46.19 [8] (0:10.96)	0:35.23 [8] (0:11.43)	0:23.80 [7] (0:11.42)	0:12.38 [8] (0:12.38)								
Average Speed [km/h]	45.1	67.0	65.6	62.4	63.2	58.1								
Top Speed [km/h]	65.3	69.0	66.4	65.7	65.1	61.2								
Avg. Dist. to Rail [m]	4.9	1.4	0.9	1.5	2.3	4.5								
Avg. Stride Freq. [Hz]	2.3	2.6	2.5	2.4	2.5	2.4								
Avg. Stride Length [m]	5.4	7.2	7.2	7.1	7.1	6.7								





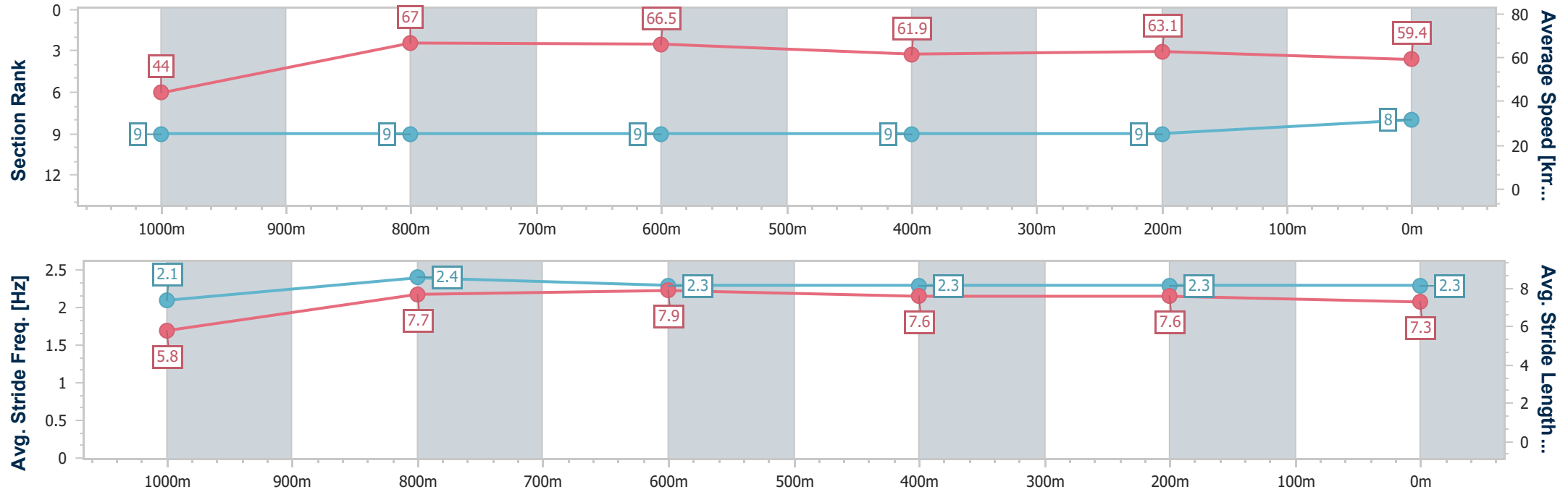
Horse/Jockey Name	Blantons Run
Final Rank	8
Fastest Section Time (Section)	0:08.95 (Overall)
Top Speed [km/h] (Section)	68.3 (800m)
Race State	Finished



Doomben QLD Professional
Race 5: WEDDINGS AT TATTERSALL'S CLUB QTIS JEWEL
PRELUDE 2YO Fillies Plate - 1110m
24 February 2024 - 14:33
Track Rating: Good 4, Weather: Overcast, Rail Position: +2.5m



Section	Overall	1000m	800m	600m	400m	200m							
Section Times	1:05.81 [8] (0:08.95)	0:56.86 [9] (0:10.82)	0:46.04 [9] (0:10.89)	0:35.15 [9] (0:11.62)	0:23.53 [9] (0:11.46)	0:12.07 [9] (0:12.07)							
Average Speed [km/h]	44.0	67.0	66.5	61.9	63.1	59.4							
Top Speed [km/h]	61.7	68.2	68.3	63.9	64.0	62.2							
Avg. Dist. to Rail [m]	3.2	1.8	1.2	0.5	1.9	5.6							
Avg. Stride Freq. [Hz]	2.1	2.4	2.3	2.3	2.3	2.3							
Avg. Stride Length [m]	5.8	7.7	7.9	7.6	7.6	7.3							





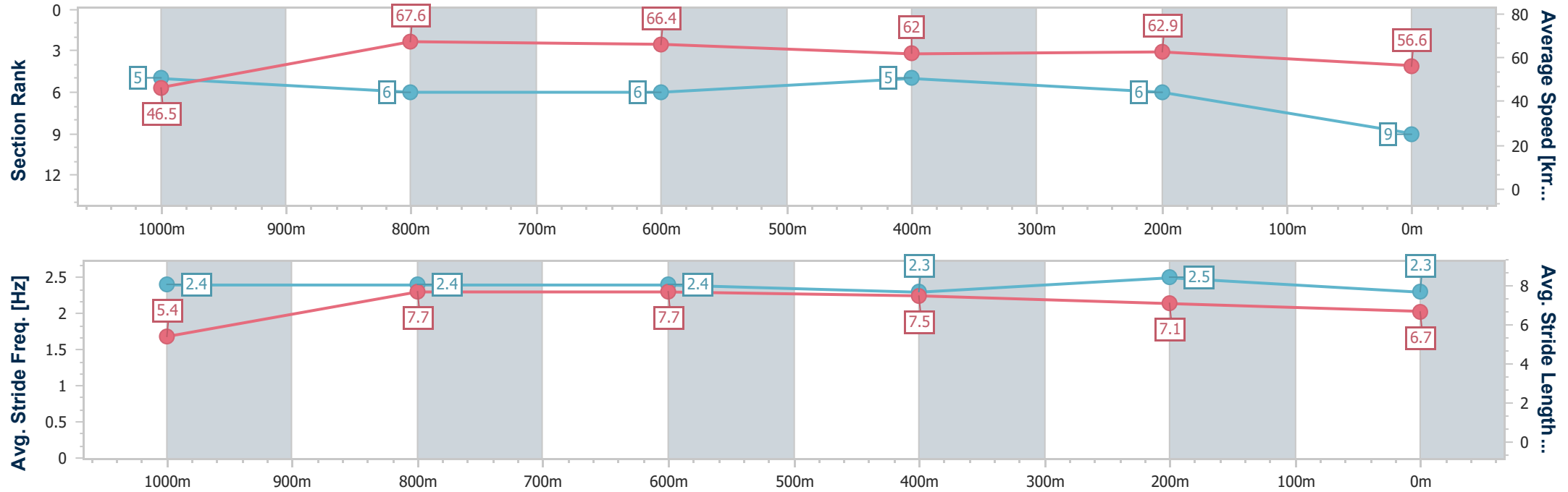
Horse/Jockey Name	Sandy Grip
Final Rank	9
Fastest Section Time (Section)	0:08.53 (Overall)
Top Speed [km/h] (Section)	68.7 (1000m)
Race State	Finished



Doomben QLD Professional
Race 5: WEDDINGS AT TATTERSALL'S CLUB QTIS JEWEL
PRELUDE 2YO Fillies Plate - 1110m
24 February 2024 - 14:33
Track Rating: Good 4, Weather: Overcast, Rail Position: +2.5m



Section	Overall	1000m	800m	600m	400m	200m								
Section Times	1:05.95 [9] (0:08.53)	0:57.42 [5] (0:10.68)	0:46.74 [6] (0:10.89)	0:35.85 [6] (0:11.66)	0:24.19 [5] (0:11.48)	0:12.71 [6] (0:12.71)								
Average Speed [km/h]	46.5	67.6	66.4	62.0	62.9	56.6								
Top Speed [km/h]	66.0	68.7	68.6	64.0	64.7	60.1								
Avg. Dist. to Rail [m]	7.3	1.9	0.7	1.1	1.6	2.7								
Avg. Stride Freq. [Hz]	2.4	2.4	2.4	2.3	2.5	2.3								
Avg. Stride Length [m]	5.4	7.7	7.7	7.5	7.1	6.7								





Doomben QLD Professional

Race 6: FUNCTIONS AT TATTERSALL'S CLUB Class 6 Plate - 1350m

24 February 2024 - 15:08



BRISBANE
RACING CLUB

Track Rating: Good 4, Weather: Overcast, Rail Position: +2.5m

Section						Overall	1200m	1000m	800m	600m	400m	Last 600m	
Field Times						1:19.96 (0:11.07)	1:08.89 (0:11.07)	0:57.82 (0:11.55)	0:46.27 (0:11.94)	0:34.33 (0:11.73)	0:22.60 (0:11.10)	0:34.33	
Rank	TAB	Horse/Jockey	Barrier	Top Speed [km/h]	Fastest Section								Distance Travelled [m]
1	2	BOOM TORQUE	1	67.1	0:11.02	1:19.96 [1]	1:08.79 [2]	0:57.58 [5]	0:46.11 [3]	0:34.10 [5]	0:22.40 [5]	0:34.10	
		James Orman		400m	400m	(0:11.17)	(0:11.21)	(0:11.47)	(0:12.01)	(0:11.70)	(0:11.02)		
2	3	BRENTWOOD	7	66.3	0:11.07	1:20.10 [2]	1:09.03 [1]	0:57.93 [2]	0:46.41 [1]	0:34.47 [1]	0:22.74 [1]	0:34.47	+0
		Angela Jones		400m	Overall	(0:11.07)	(0:11.10)	(0:11.52)	(0:11.94)	(0:11.73)	(0:11.10)		
3	1	HYDE	5	67.6	0:10.89	1:20.19 [3]	1:08.66 [7]	0:57.55 [6]	0:46.04 [6]	0:34.07 [6]	0:22.54 [6]	0:34.07	+4
		Bailey Wheeler		400m	400m	(0:11.53)	(0:11.11)	(0:11.51)	(0:11.97)	(0:11.53)	(0:10.89)		
4	9	BETTCHA THE CROWN	2	66.8	0:11.06	1:20.21 [4]	1:08.92 [5]	0:57.86 [4]	0:46.33 [4]	0:34.46 [3]	0:22.69 [4]	0:34.46	+3
		Kirk Matheson		1200m	1200m	(0:11.29)	(0:11.06)	(0:11.53)	(0:11.87)	(0:11.77)	(0:11.25)		
5	7	VIMINELE	11	66.6	0:10.98	1:20.31 [5]	1:08.46 [10]	0:57.10 [10]	0:45.71 [10]	0:33.76 [10]	0:22.31 [10]	0:33.76	+4
		Jake Bayliss		400m	400m	(0:11.85)	(0:11.36)	(0:11.39)	(0:11.95)	(0:11.45)	(0:10.98)		
6	5	HOLSTEIN	3	66.1	0:11.09	1:20.32 [6]	1:08.96 [6]	0:57.57 [7]	0:46.10 [7]	0:34.14 [7]	0:22.50 [7]	0:34.14	-1
		Robbie Dolan		400m	400m	(0:11.36)	(0:11.39)	(0:11.47)	(0:11.96)	(0:11.64)	(0:11.09)		
7	8	PETUNIA	6	66.5	0:11.11	1:20.43 [7]	1:08.75 [9]	0:57.32 [9]	0:45.88 [9]	0:34.15 [8]	0:22.59 [8]	0:34.15	-5
		Kyle Wilson-Taylor		400m	400m	(0:11.68)	(0:11.43)	(0:11.44)	(0:11.73)	(0:11.56)	(0:11.11)		
8	6	PREPOTENT	8	65.4	0:11.16	1:20.72 [8]	1:09.13 [8]	0:57.77 [8]	0:46.37 [8]	0:34.37 [9]	0:22.84 [9]	0:34.37	+4
		Mark Du Plessis		400m	400m	(0:11.59)	(0:11.36)	(0:11.40)	(0:12.00)	(0:11.53)	(0:11.16)		
9	11	MYCHYNA	9	67.4	0:10.96	1:20.75 [9]	1:09.57 [3]	0:58.61 [1]	0:46.99 [2]	0:35.04 [2]	0:23.32 [3]	0:35.04	+2
		Cejay Graham		1200m	1200m	(0:11.18)	(0:10.96)	(0:11.62)	(0:11.95)	(0:11.72)	(0:11.35)		
10	10	MIYAKE	4	66.4	0:11.04	1:20.80 [10]	1:09.56 [4]	0:58.52 [3]	0:46.88 [5]	0:34.99 [4]	0:23.39 [2]	0:34.99	+4
		Casey Waddell		Overall	1200m	(0:11.24)	(0:11.04)	(0:11.64)	(0:11.89)	(0:11.60)	(0:11.35)		

Scratched: Gaius (#4)

Report Created: Sat 24 February 2024 15:29 GMT+ (Note: Timing is based on position data)

Page 1/12

[] Ranking at each section and finish
-:-:- No data available at this section
NA No data available

SCN Saddle cloth number
DNF Did not finish
DNT Did not track

data processed by  TRIPLESDATA



Doomben QLD Professional

Race 6: FUNCTIONS AT TATTERSALL'S CLUB Class 6 Plate - 1350m

24 February 2024 - 15:08



BRISBANE
RACING CLUB

Track Rating: Good 4, Weather: Overcast, Rail Position: +2.5m

Section Field Times				200m 0:11.50 (0:11.50)		Last 600m 0:34.33			
Rank	TAB	Horse/Jockey	Barrier	Top Speed [km/h]	Fastest Section	Margin			Distance Travelled [m]
1	2	BOOM TORQUE	1	67.1	0:11.02	0:11.38 [3]	1:19.96		0:34.10
		James Orman		400m	400m	(0:11.38)			
2	3	BRENTWOOD	7	66.3	0:11.07	0:11.64 [1]	0.8L		0:34.47 +0
		Angela Jones		400m	Overall	(0:11.64)			
3	1	HYDE	5	67.6	0:10.89	0:11.65 [2]	1.33L		0:34.07 +4
		Bailey Wheeler		400m	400m	(0:11.65)			
4	9	BETTCHA THE CROWN	2	66.8	0:11.06	0:11.44 [5]	1.44L		0:34.46 +3
		Kirk Matheson		1200m	1200m	(0:11.44)			
5	7	VIMINELE	11	66.6	0:10.98	0:11.33 [9]	2.07L		0:33.76 +4
		Jake Bayliss		400m	400m	(0:11.33)			
6	5	HOLSTEIN	3	66.1	0:11.09	0:11.41 [7]	2.12L		0:34.14 -1
		Robbie Dolan		400m	400m	(0:11.41)			
7	8	PETUNIA	6	66.5	0:11.11	0:11.48 [8]	2.75L		0:34.15 -5
		Kyle Wilson-Taylor		400m	400m	(0:11.48)			
8	6	PREPOTENT	8	65.4	0:11.16	0:11.68 [10]	4.44L		0:34.37 +4
		Mark Du Plessis		400m	400m	(0:11.68)			
9	11	MYCHYNA	9	67.4	0:10.96	0:11.97 [6]	4.62L		0:35.04 +2
		Cejay Graham		1200m	1200m	(0:11.97)			
10	10	MIYAKE	4	66.4	0:11.04	0:12.04 [4]	4.94L		0:34.99 +4
		Casey Waddell		Overall	1200m	(0:12.04)			

Scratched: Gaius (#4)

Report Created: Sat 24 February 2024 15:29 GMT+ (Note: Timing is based on position data)

Page 2/12

[] Ranking at each section and finish
-:-:- No data available at this section
NA No data available

SCN Saddle cloth number
DNF Did not finish
DNT Did not track

data processed by  TRIPLESDATA



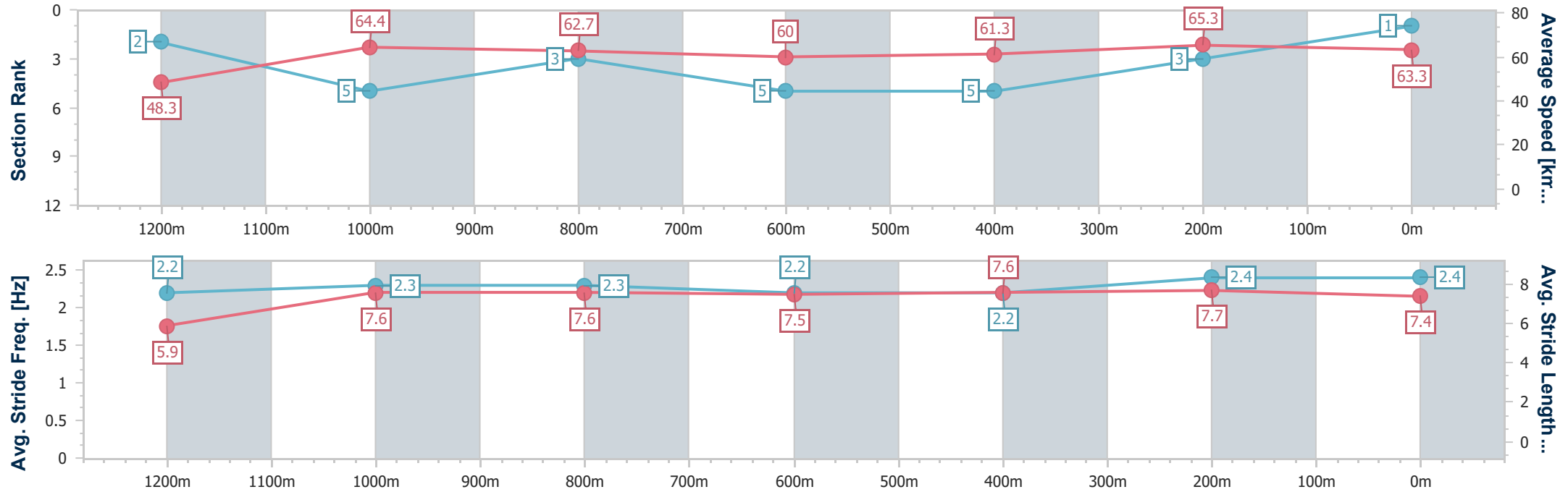
Horse/Jockey Name	Boom Torque
Final Rank	1
Fastest Section Time (Section)	0:11.02 (400m)
Top Speed [km/h] (Section)	67.1 (400m)
Race State	Finished



Doomben QLD Professional
Race 6: FUNCTIONS AT TATTERSALL'S CLUB Class 6 Plate -
1350m
24 February 2024 - 15:08
Track Rating: Good 4, Weather: Overcast, Rail Position: +2.5m



Section	Overall	1200m	1000m	800m	600m	400m	200m						
Section Times	1:19.96 [1] (0:11.17)	1:08.79 [2] (0:11.21)	0:57.58 [5] (0:11.47)	0:46.11 [3] (0:12.01)	0:34.10 [5] (0:11.70)	0:22.40 [5] (0:11.02)	0:11.38 [3] (0:11.38)						
Average Speed [km/h]	48.3	64.4	62.7	60.0	61.3	65.3	63.3						
Top Speed [km/h]	66.1	64.8	64.4	61.5	62.5	67.1	66.1						
Avg. Dist. to Rail [m]	1.2	0.4	0.4	0.2	0.7	1.3	0.9						
Avg. Stride Freq. [Hz]	2.2	2.3	2.3	2.2	2.2	2.4	2.4						
Avg. Stride Length [m]	5.9	7.6	7.6	7.5	7.6	7.7	7.4						





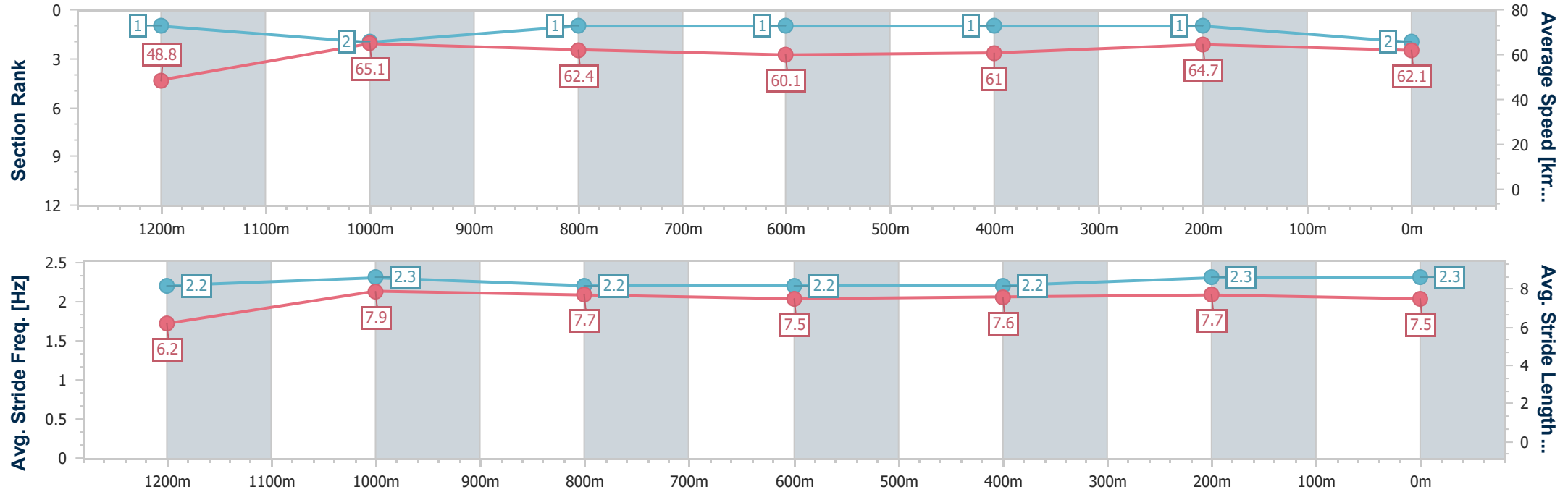
Horse/Jockey Name	Brentwood
Final Rank	2
Fastest Section Time (Section)	0:11.07 (Overall)
Top Speed [km/h] (Section)	66.3 (400m)
Race State	Finished



Doomben QLD Professional
Race 6: FUNCTIONS AT TATTERSALL'S CLUB Class 6 Plate - 1350m
24 February 2024 - 15:08
Track Rating: Good 4, Weather: Overcast, Rail Position: +2.5m



Section	Overall	1200m	1000m	800m	600m	400m	200m						
Section Times	1:20.10 [2] (0:11.07)	1:09.03 [1] (0:11.10)	0:57.93 [2] (0:11.52)	0:46.41 [1] (0:11.94)	0:34.47 [1] (0:11.73)	0:22.74 [1] (0:11.10)	0:11.64 [1] (0:11.64)						
Average Speed [km/h]	48.8	65.1	62.4	60.1	61.0	64.7	62.1						
Top Speed [km/h]	64.2	65.9	64.5	60.5	62.2	66.3	65.1						
Avg. Dist. to Rail [m]	5.4	0.2	0.1	0.8	0.6	0.4	0.5						
Avg. Stride Freq. [Hz]	2.2	2.3	2.2	2.2	2.2	2.3	2.3						
Avg. Stride Length [m]	6.2	7.9	7.7	7.5	7.6	7.7	7.5						





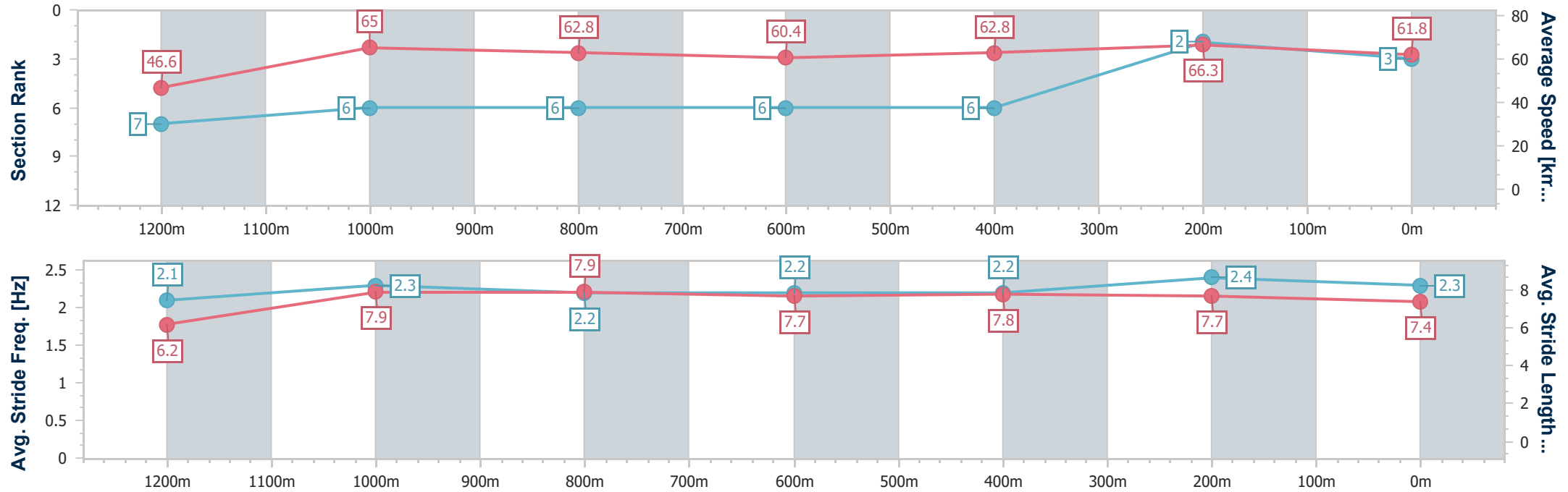
Horse/Jockey Name	Hyde
Final Rank	3
Fastest Section Time (Section)	0:10.89 (400m)
Top Speed [km/h] (Section)	67.6 (400m)
Race State	Finished



Doomben QLD Professional
Race 6: FUNCTIONS AT TATTERSALL'S CLUB Class 6 Plate - 1350m
24 February 2024 - 15:08
Track Rating: Good 4, Weather: Overcast, Rail Position: +2.5m



Section	Overall	1200m	1000m	800m	600m	400m	200m						
Section Times	1:20.19 [3] (0:11.53)	1:08.66 [7] (0:11.11)	0:57.55 [6] (0:11.51)	0:46.04 [6] (0:11.97)	0:34.07 [6] (0:11.53)	0:22.54 [6] (0:10.89)	0:11.65 [2] (0:11.65)						
Average Speed [km/h]	46.6	65.0	62.8	60.4	62.8	66.3	61.8						
Top Speed [km/h]	64.3	65.4	64.3	61.6	64.7	67.6	65.0						
Avg. Dist. to Rail [m]	4.5	1.7	1.6	1.1	0.5	1.9	1.7						
Avg. Stride Freq. [Hz]	2.1	2.3	2.2	2.2	2.2	2.4	2.3						
Avg. Stride Length [m]	6.2	7.9	7.9	7.7	7.8	7.7	7.4						





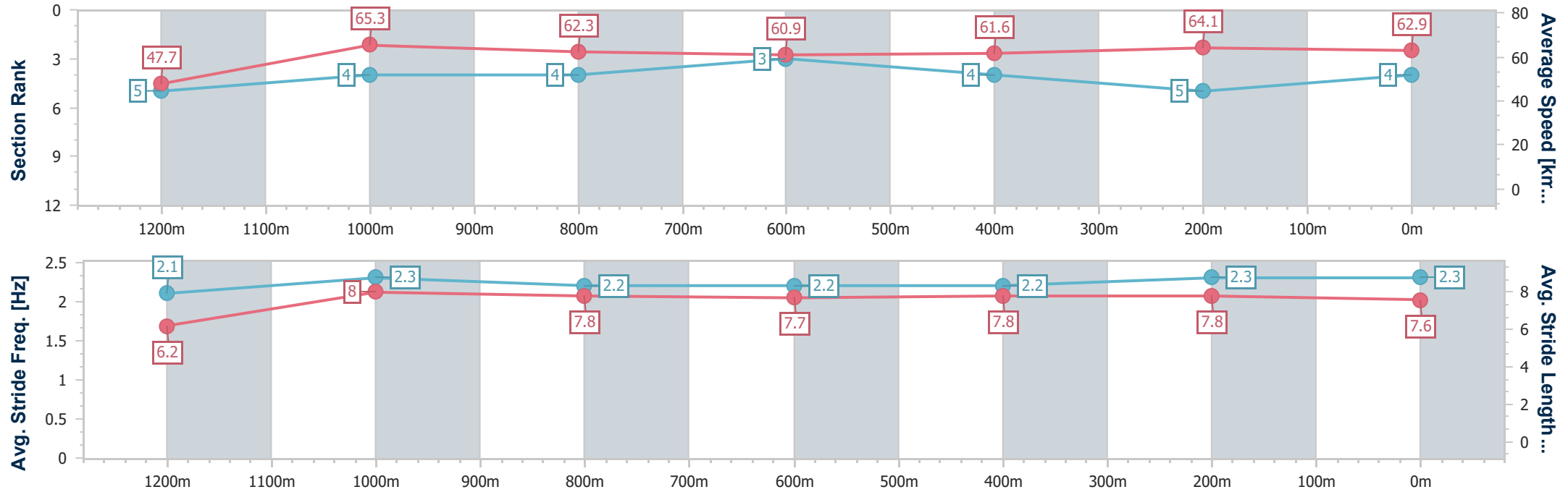
Horse/Jockey Name	Bettcha The Crown
Final Rank	4
Fastest Section Time (Section)	0:11.06 (1200m)
Top Speed [km/h] (Section)	66.8 (1200m)
Race State	Finished



Doomben QLD Professional
Race 6: FUNCTIONS AT TATTERSALL'S CLUB Class 6 Plate - 1350m
24 February 2024 - 15:08
Track Rating: Good 4, Weather: Overcast, Rail Position: +2.5m



Section	Overall	1200m	1000m	800m	600m	400m	200m						
Section Times	1:20.21 [4] (0:11.29)	1:08.92 [5] (0:11.06)	0:57.86 [4] (0:11.53)	0:46.33 [4] (0:11.87)	0:34.46 [3] (0:11.77)	0:22.69 [4] (0:11.25)	0:11.44 [5] (0:11.44)						
Average Speed [km/h]	47.7	65.3	62.3	60.9	61.6	64.1	62.9						
Top Speed [km/h]	65.5	66.8	65.0	62.1	62.8	65.0	65.3						
Avg. Dist. to Rail [m]	2.4	1.2	1.2	0.6	1.1	2.5	5.4						
Avg. Stride Freq. [Hz]	2.1	2.3	2.2	2.2	2.2	2.3	2.3						
Avg. Stride Length [m]	6.2	8.0	7.8	7.7	7.8	7.8	7.6						





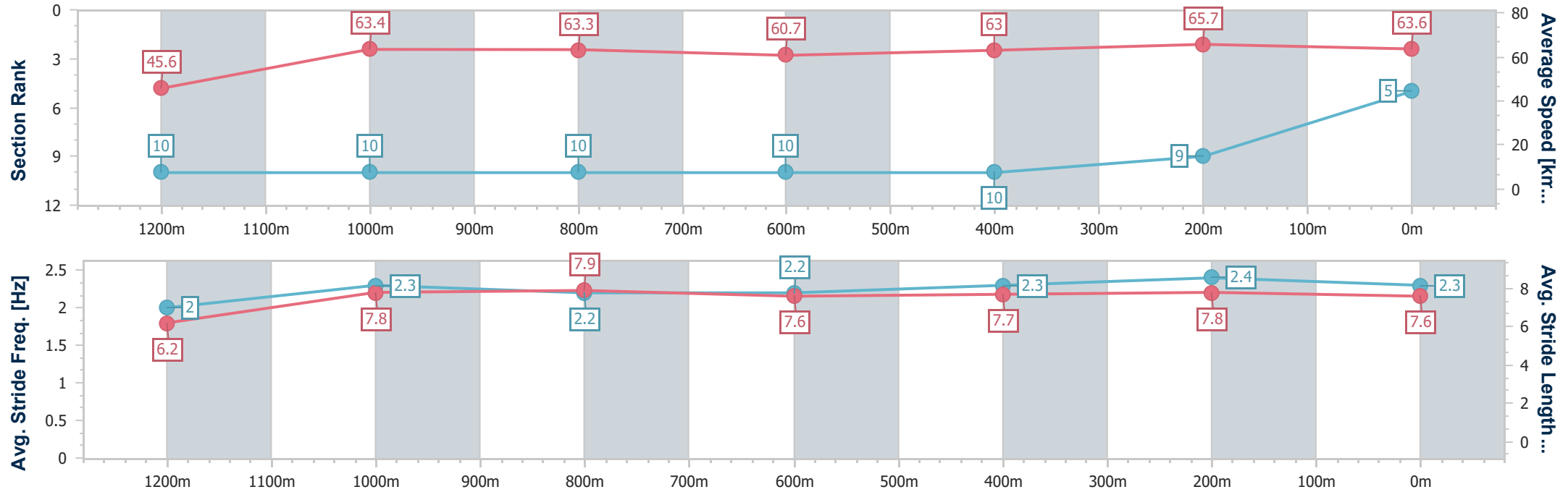
Horse/Jockey Name	Viminele
Final Rank	5
Fastest Section Time (Section)	0:10.98 (400m)
Top Speed [km/h] (Section)	66.6 (400m)
Race State	Finished



Doomben QLD Professional
Race 6: FUNCTIONS AT TATTERSALL'S CLUB Class 6 Plate -
1350m
24 February 2024 - 15:08
Track Rating: Good 4, Weather: Overcast, Rail Position: +2.5m



Section	Overall	1200m	1000m	800m	600m	400m	200m						
Section Times	1:20.31 [5] (0:11.85)	1:08.46 [10] (0:11.36)	0:57.10 [10] (0:11.39)	0:45.71 [10] (0:11.95)	0:33.76 [10] (0:11.45)	0:22.31 [10] (0:10.98)	0:11.33 [9] (0:11.33)						
Average Speed [km/h]	45.6	63.4	63.3	60.7	63.0	65.7	63.6						
Top Speed [km/h]	63.6	64.8	64.3	62.5	65.0	66.6	65.0						
Avg. Dist. to Rail [m]	7.6	1.2	1.2	0.9	0.5	1.7	4.8						
Avg. Stride Freq. [Hz]	2.0	2.3	2.2	2.2	2.3	2.4	2.3						
Avg. Stride Length [m]	6.2	7.8	7.9	7.6	7.7	7.8	7.6						



[] Ranking at each section and finish
-.-.- No data available at this section
NA No data available



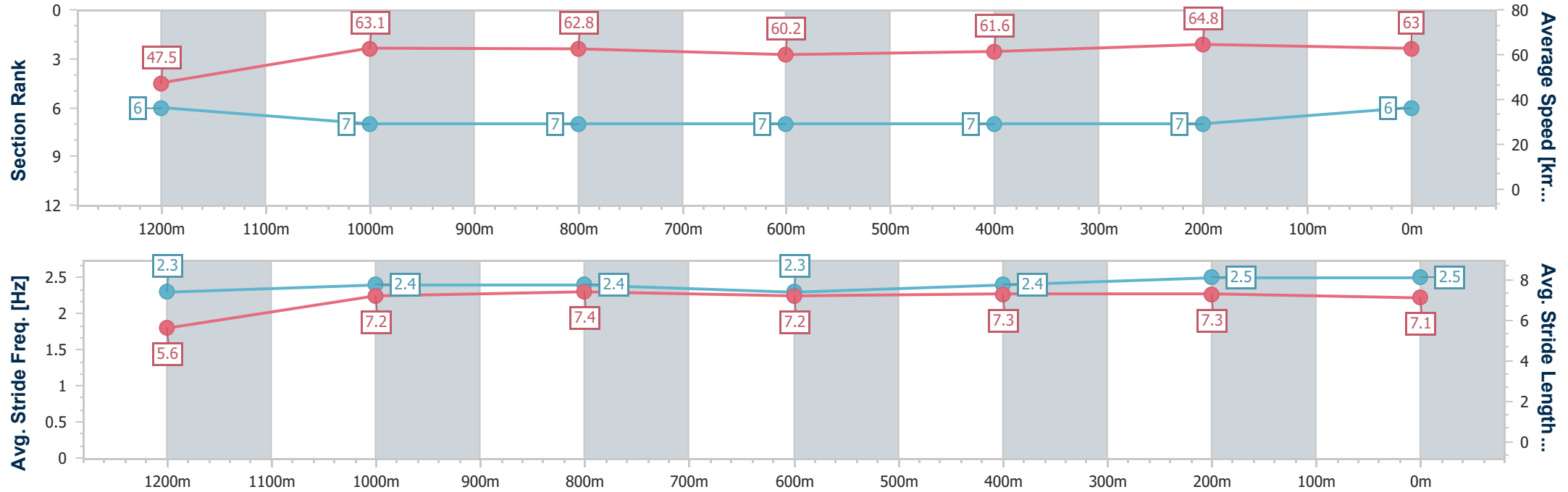
Horse/Jockey Name	Holstein
Final Rank	6
Fastest Section Time (Section)	0:11.09 (400m)
Top Speed [km/h] (Section)	66.1 (400m)
Race State	Finished



Doomben QLD Professional
Race 6: FUNCTIONS AT TATTERSALL'S CLUB Class 6 Plate - 1350m
24 February 2024 - 15:08
Track Rating: Good 4, Weather: Overcast, Rail Position: +2.5m



Section	Overall	1200m	1000m	800m	600m	400m	200m						
Section Times	1:20.32 [6] (0:11.36)	1:08.96 [6] (0:11.39)	0:57.57 [7] (0:11.47)	0:46.10 [7] (0:11.96)	0:34.14 [7] (0:11.64)	0:22.50 [7] (0:11.09)	0:11.41 [7] (0:11.41)						
Average Speed [km/h]	47.5	63.1	62.8	60.2	61.6	64.8	63.0						
Top Speed [km/h]	63.4	64.2	64.2	61.0	64.2	66.1	66.1						
Avg. Dist. to Rail [m]	3.0	1.0	0.5	0.2	0.8	1.7	1.2						
Avg. Stride Freq. [Hz]	2.3	2.4	2.4	2.3	2.4	2.5	2.5						
Avg. Stride Length [m]	5.6	7.2	7.4	7.2	7.3	7.3	7.1						





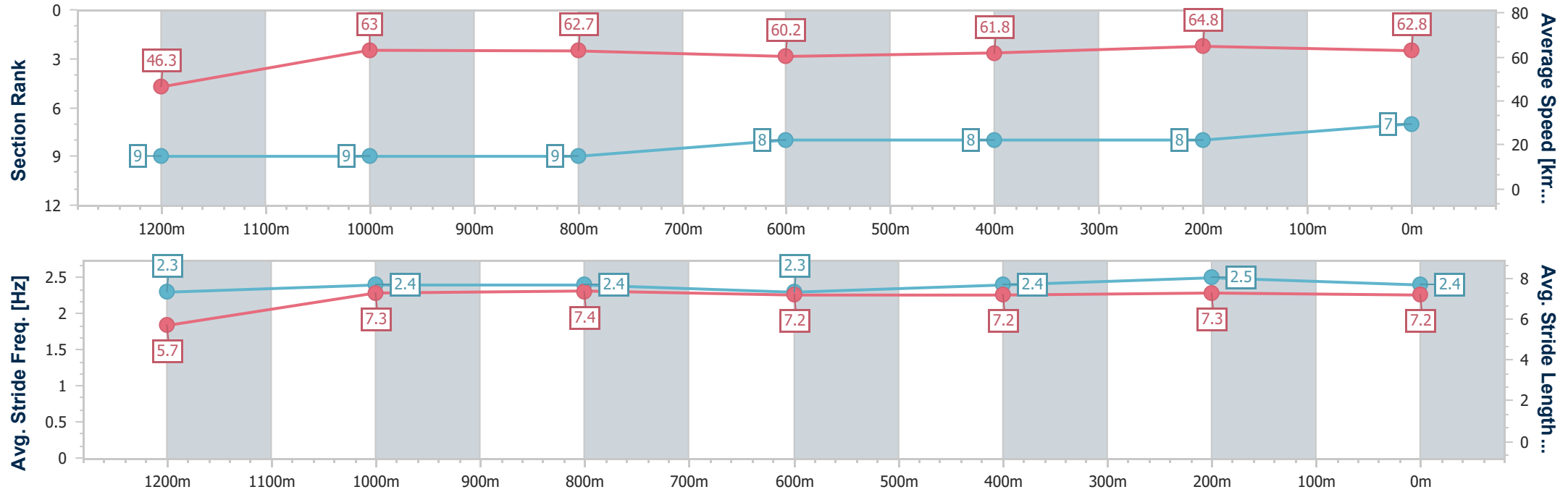
Horse/Jockey Name	Petunia
Final Rank	7
Fastest Section Time (Section)	0:11.11 (400m)
Top Speed [km/h] (Section)	66.5 (400m)
Race State	Finished



Doomben QLD Professional
Race 6: FUNCTIONS AT TATTERSALL'S CLUB Class 6 Plate - 1350m
24 February 2024 - 15:08
Track Rating: Good 4, Weather: Overcast, Rail Position: +2.5m



Section	Overall	1200m	1000m	800m	600m	400m	200m						
Section Times	1:20.43 [7] (0:11.68)	1:08.75 [9] (0:11.43)	0:57.32 [9] (0:11.44)	0:45.88 [9] (0:11.73)	0:34.15 [8] (0:11.56)	0:22.59 [8] (0:11.11)	0:11.48 [8] (0:11.48)						
Average Speed [km/h]	46.3	63.0	62.7	60.2	61.8	64.8	62.8						
Top Speed [km/h]	64.4	64.8	65.0	61.6	64.6	66.5	65.7						
Avg. Dist. to Rail [m]	2.9	0.6	1.1	3.3	1.6	0.4	0.6						
Avg. Stride Freq. [Hz]	2.3	2.4	2.4	2.3	2.4	2.5	2.4						
Avg. Stride Length [m]	5.7	7.3	7.4	7.2	7.2	7.3	7.2						





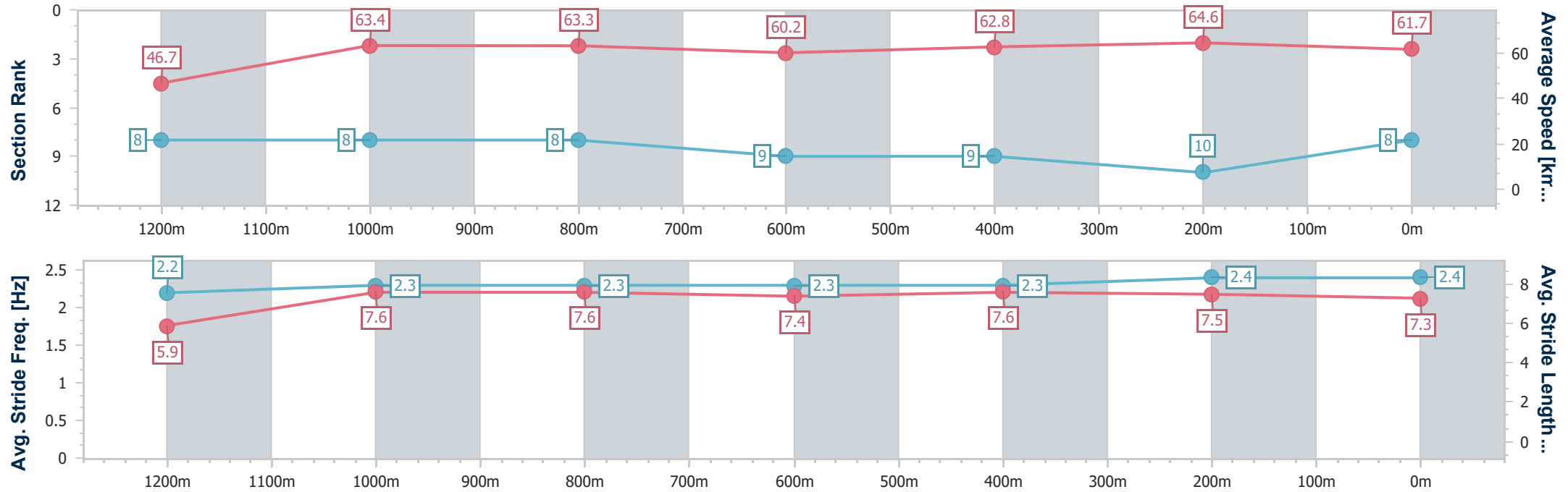
Horse/Jockey Name	Prepotent
Final Rank	8
Fastest Section Time (Section)	0:11.16 (400m)
Top Speed [km/h] (Section)	65.4 (400m)
Race State	Finished



Doomben QLD Professional
Race 6: FUNCTIONS AT TATTERSALL'S CLUB Class 6 Plate -
1350m
24 February 2024 - 15:08
Track Rating: Good 4, Weather: Overcast, Rail Position: +2.5m



Section	Overall	1200m	1000m	800m	600m	400m	200m						
Section Times	1:20.72 [8] (0:11.59)	1:09.13 [8] (0:11.36)	0:57.77 [8] (0:11.40)	0:46.37 [8] (0:12.00)	0:34.37 [9] (0:11.53)	0:22.84 [9] (0:11.16)	0:11.68 [10] (0:11.68)						
Average Speed [km/h]	46.7	63.4	63.3	60.2	62.8	64.6	61.7						
Top Speed [km/h]	62.7	64.0	64.2	62.5	64.1	65.4	63.7						
Avg. Dist. to Rail [m]	6.8	2.1	1.5	1.1	0.7	2.2	5.6						
Avg. Stride Freq. [Hz]	2.2	2.3	2.3	2.3	2.3	2.4	2.4						
Avg. Stride Length [m]	5.9	7.6	7.6	7.4	7.6	7.5	7.3						





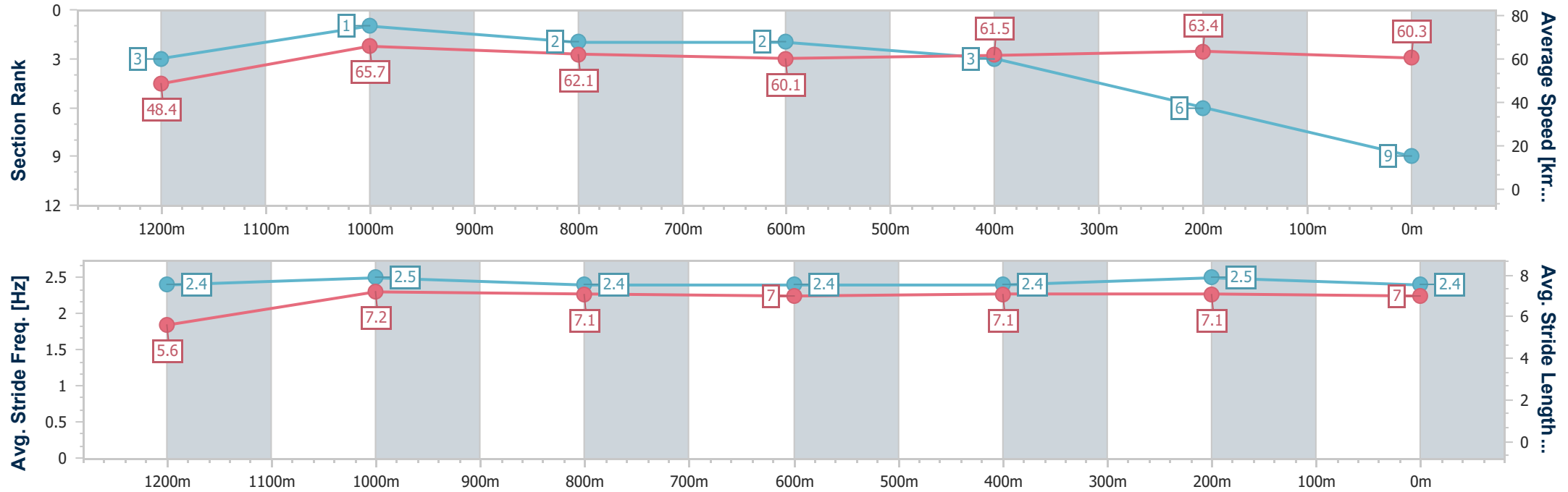
Horse/Jockey Name	Mychyna
Final Rank	9
Fastest Section Time (Section)	0:10.96 (1200m)
Top Speed [km/h] (Section)	67.4 (1200m)
Race State	Finished



Doomben QLD Professional
Race 6: FUNCTIONS AT TATTERSALL'S CLUB Class 6 Plate - 1350m
24 February 2024 - 15:08
Track Rating: Good 4, Weather: Overcast, Rail Position: +2.5m



Section	Overall	1200m	1000m	800m	600m	400m	200m						
Section Times	1:20.75 [9] (0:11.18)	1:09.57 [3] (0:10.96)	0:58.61 [1] (0:11.62)	0:46.99 [2] (0:11.95)	0:35.04 [2] (0:11.72)	0:23.32 [3] (0:11.35)	0:11.97 [6] (0:11.97)						
Average Speed [km/h]	48.4	65.7	62.1	60.1	61.5	63.4	60.3						
Top Speed [km/h]	66.8	67.4	65.1	61.4	62.4	64.1	62.3						
Avg. Dist. to Rail [m]	7.0	1.4	0.4	0.3	0.3	0.8	0.9						
Avg. Stride Freq. [Hz]	2.4	2.5	2.4	2.4	2.4	2.5	2.4						
Avg. Stride Length [m]	5.6	7.2	7.1	7.0	7.1	7.1	7.0						





Horse/Jockey Name	Miyake
Final Rank	10
Fastest Section Time (Section)	0:11.04 (1200m)
Top Speed [km/h] (Section)	66.4 (Overall)
Race State	Finished

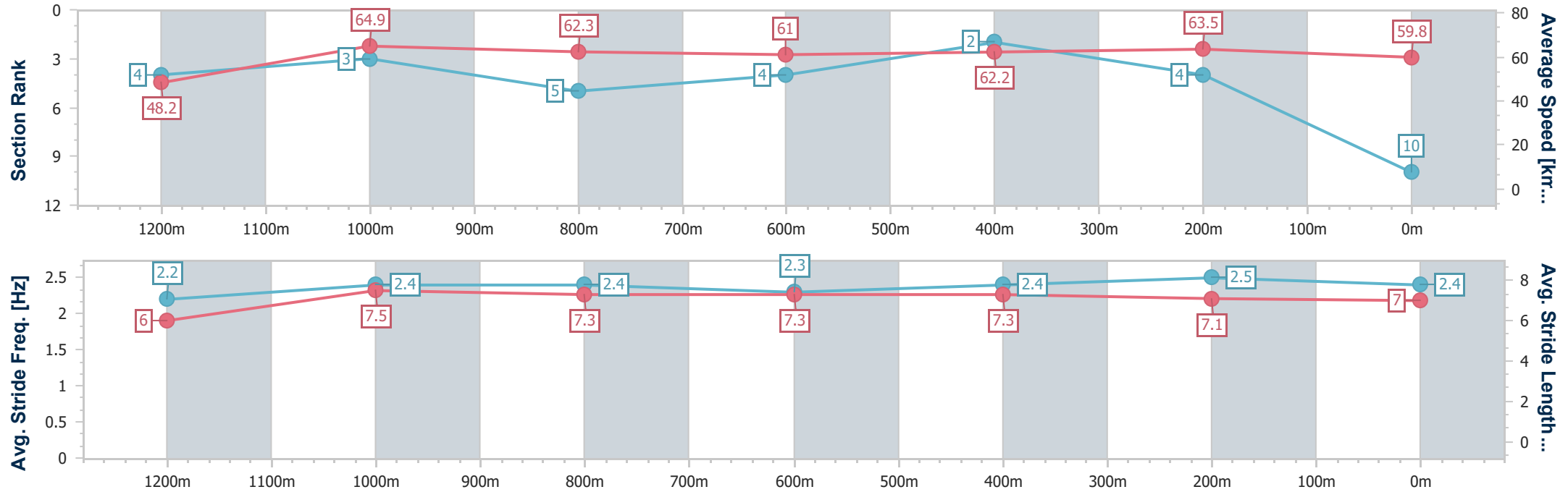


Doomben QLD Professional
Race 6: FUNCTIONS AT TATTERSALL'S CLUB Class 6 Plate - 1350m
24 February 2024 - 15:08
Track Rating: Good 4, Weather: Overcast, Rail Position: +2.5m



BRISBANE
RACING CLUB

Section	Overall	1200m	1000m	800m	600m	400m	200m						
Section Times	1:20.80 [10] (0:11.24)	1:09.56 [4] (0:11.04)	0:58.52 [3] (0:11.64)	0:46.88 [5] (0:11.89)	0:34.99 [4] (0:11.60)	0:23.39 [2] (0:11.35)	0:12.04 [4] (0:12.04)						
Average Speed [km/h]	48.2	64.9	62.3	61.0	62.2	63.5	59.8						
Top Speed [km/h]	66.4	66.4	64.7	62.2	63.6	64.1	61.5						
Avg. Dist. to Rail [m]	2.9	2.7	2.5	1.3	0.5	1.7	2.0						
Avg. Stride Freq. [Hz]	2.2	2.4	2.4	2.3	2.4	2.5	2.4						
Avg. Stride Length [m]	6.0	7.5	7.3	7.3	7.3	7.1	7.0						





Doomben QLD Professional

Race 7: TATTERSALL'S ARCADE BENCHMARK 75 Handicap - 1615m

24 February 2024 - 15:44



BRISBANE
RACING CLUB

Track Rating: Good 4, Weather: Overcast, Rail Position: +2.5m

Section						Overall	1400m	1200m	1000m	800m	600m	400m	Last 600m		
Field Times						1:37.10 (0:14.58)	1:22.52 (0:10.74)	1:11.78 (0:11.58)	1:00.20 (0:11.96)	0:48.24 (0:12.44)	0:35.80 (0:12.39)	0:23.41 (0:11.49)	0:35.80		
Rank	TAB	Horse/Jockey	Barrier	Top Speed [km/h]	Fastest Section									Distance Travelled [m]	
1	7	TUHINGA	12	67.4	0:10.95	1:37.10 [1]	1:22.50 [2]	1:11.55 [2]	0:59.89 [3]	0:47.94 [3]	0:35.48 [3]	0:23.21 [3]	0:35.48		
		Georgina Cartwright		1400m	1400m	(0:14.60)	(0:10.95)	(0:11.66)	(0:11.95)	(0:12.46)	(0:12.27)	(0:11.34)			
2	3	VENDIDIT	7	67.0	0:11.02	1:37.14 [2]	1:21.73 [10]	1:10.71 [8]	0:59.27 [8]	0:47.44 [7]	0:34.97 [8]	0:23.08 [7]	0:34.97 +9		
		Boris Thornton		400m	1400m	(0:15.41)	(0:11.02)	(0:11.44)	(0:11.83)	(0:12.47)	(0:11.89)	(0:11.26)			
3	14	CHARLIE'S CASE	16	65.2	0:11.30	1:37.20 [3]	1:21.82 [9]	1:10.38 [10]	0:58.95 [10]	0:47.08 [10]	0:34.87 [9]	0:23.00 [9]	0:34.87 +6		
		Mark Du Plessis		400m	400m	(0:15.38)	(0:11.44)	(0:11.43)	(0:11.87)	(0:12.21)	(0:11.87)	(0:11.30)			
4	5	HELEVA DEEL	9	64.8	0:11.36	1:37.34 [4]	1:21.68 [12]	1:10.20 [12]	0:58.81 [12]	0:46.98 [12]	0:34.64 [11]	0:22.95 [11]	0:34.64 +3		
		Tahlia Fenlon		400m	400m	(0:15.66)	(0:11.48)	(0:11.39)	(0:11.83)	(0:12.34)	(0:11.69)	(0:11.36)			
5	9	GRANITE PRINCE	4	65.8	0:11.16	1:37.34 [5]	1:22.63 [3]	1:11.47 [3]	0:59.99 [4]	0:48.06 [4]	0:35.67 [4]	0:23.60 [2]	0:35.67 +3		
		Damien Thornton		Overall	1400m	(0:14.71)	(0:11.16)	(0:11.48)	(0:11.93)	(0:12.39)	(0:12.07)	(0:11.44)			
6	12	PERFECT ENCOUNTER	11	66.7	0:11.09	1:37.36 [6]	1:22.56 [5]	1:11.47 [4]	1:00.26 [2]	0:48.35 [2]	0:35.89 [2]	0:23.67 [1]	0:35.89 +5		
		Angela Jones		1400m	1400m	(0:14.80)	(0:11.09)	(0:11.21)	(0:11.91)	(0:12.46)	(0:12.22)	(0:11.54)			
7	1	WAIRERE FALLS	5	65.3	0:11.24	1:37.43 [7]	1:22.06 [8]	1:10.82 [9]	0:59.31 [9]	0:47.43 [9]	0:35.08 [10]	0:23.11 [10]	0:35.08 -4		
		Cejay Graham		Overall	1400m	(0:15.37)	(0:11.24)	(0:11.51)	(0:11.88)	(0:12.35)	(0:11.97)	(0:11.53)			
8	13	O'MISS BEHAVING	14	65.5	0:11.39	1:37.47 [8]	1:22.01 [11]	1:10.52 [11]	0:59.13 [11]	0:47.20 [11]	0:34.77 [12]	0:23.01 [12]	0:34.77 -2		
		James Orman		1200m	1200m	(0:15.46)	(0:11.49)	(0:11.39)	(0:11.93)	(0:12.43)	(0:11.76)	(0:11.43)			
9	6	SO DAPPER	6	65.1	0:11.09	1:37.50 [9]	1:22.36 [7]	1:11.27 [7]	0:59.69 [7]	0:47.78 [8]	0:35.39 [7]	0:23.39 [8]	0:35.39 -6		
		Robbie Dolan		1400m	1400m	(0:15.14)	(0:11.09)	(0:11.58)	(0:11.91)	(0:12.39)	(0:12.00)	(0:11.58)			
10	16	NEVER ISLAND	10	66.3	0:11.36	1:37.56 [10]	1:22.81 [4]	1:11.45 [6]	0:59.93 [6]	0:48.02 [6]	0:35.63 [6]	0:23.59 [6]	0:35.63 +6		
		Taylor Marshall		Overall	1400m	(0:14.75)	(0:11.36)	(0:11.52)	(0:11.91)	(0:12.39)	(0:12.04)	(0:11.44)			

Scratched: Sizzling Gal (#15), Hell Hath No Fury (#11), Commodus (#4), Redwood Shadow (#10)

Report Created: Sat 24 February 2024 16:04 GMT+ (Note: Timing is based on position data)

Page 1/16

[] Ranking at each section and finish
-:-:- No data available at this section
NA No data available

SCN Saddle cloth number
DNF Did not finish
DNT Did not track

data processed by  TRIPLESDATA



Doomben QLD Professional

Race 7: TATTERSALL'S ARCADE BENCHMARK 75 Handicap - 1615m

24 February 2024 - 15:44



BRISBANE
RACING CLUB

Track Rating: Good 4, Weather: Overcast, Rail Position: +2.5m

Section						Overall	1400m	1200m	1000m	800m	600m	400m	Last 600m	
Field Times						1:37.10 (0:14.58)	1:22.52 (0:10.74)	1:11.78 (0:11.58)	1:00.20 (0:11.96)	0:48.24 (0:12.44)	0:35.80 (0:12.39)	0:23.41 (0:11.49)	0:35.80	
Rank	TAB	Horse/Jockey	Barrier	Top Speed [km/h]	Fastest Section									Distance Travelled [m]
11	8	BOLD PEDRO	1	66.3	0:11.13	1:37.69 [11]	1:22.84 [6]	1:11.71 [5]	1:00.16 [5]	0:48.25 [5]	0:35.89 [5]	0:23.74 [5]	0:35.89	+3
		Ryan Wiggins		Overall	1400m	(0:14.85)	(0:11.13)	(0:11.55)	(0:11.91)	(0:12.36)	(0:12.15)	(0:11.56)		
12	2	COCOBREW EXPRESS	15	68.1	0:10.74	1:45.09 [12]	1:30.51 [1]	1:19.77 [1]	1:08.19 [1]	0:56.23 [1]	0:43.79 [1]	0:31.15 [4]	0:43.79	-1
		Samantha Collett		Overall	1400m	(0:14.58)	(0:10.74)	(0:11.58)	(0:11.96)	(0:12.44)	(0:12.64)	(0:13.62)		

Scratched: Sizzling Gal (#15), Hell Hath No Fury (#11), Commodus (#4), Redwood Shadow (#10)



Doomben QLD Professional

Race 7: TATTERSALL'S ARCADE BENCHMARK 75 Handicap - 1615m

24 February 2024 - 15:44



BRISBANE
RACING CLUB

Track Rating: Good 4, Weather: Overcast, Rail Position: +2.5m

Section Field Times				200m 0:11.92 (0:11.92)				Last 600m 0:35.80	
Rank	TAB	Horse/Jockey	Barrier	Top Speed [km/h]	Fastest Section	Margin		Distance Travelled [m]	
1	7	TUHINGA	12	67.4	0:10.95	0:11.87 [2]	1:37.10	0:35.48	
		Georgina Cartwright		1400m	1400m	(0:11.87)			
2	3	VENDIDIT	7	67.0	0:11.02	0:11.82 [4]	0.2L	0:34.97	+9
		Boris Thornton		400m	1400m	(0:11.82)			
3	14	CHARLIE'S CASE	16	65.2	0:11.30	0:11.70 [6]	0.59L	0:34.87	+6
		Mark Du Plessis		400m	400m	(0:11.70)			
4	5	HELEVA DEEL	9	64.8	0:11.36	0:11.59 [9]	1.4L	0:34.64	+3
		Tahlia Fenlon		400m	400m	(0:11.59)			
5	9	GRANITE PRINCE	4	65.8	0:11.16	0:12.16 [1]	1.43L	0:35.67	+3
		Damien Thornton		Overall	1400m	(0:12.16)			
6	12	PERFECT ENCOUNTER	11	66.7	0:11.09	0:12.13 [3]	1.51L	0:35.89	+5
		Angela Jones		1400m	1400m	(0:12.13)			
7	1	WAIRERE FALLS	5	65.3	0:11.24	0:11.58 [10]	1.92L	0:35.08	-4
		Cejay Graham		Overall	1400m	(0:11.58)			
8	13	O'MISS BEHAVING	14	65.5	0:11.39	0:11.58 [11]	2.17L	0:34.77	-2
		James Orman		1200m	1200m	(0:11.58)			
9	6	SO DAPPER	6	65.1	0:11.09	0:11.81 [8]	2.35L	0:35.39	-6
		Robbie Dolan		1400m	1400m	(0:11.81)			
10	16	NEVER ISLAND	10	66.3	0:11.36	0:12.15 [5]	2.71L	0:35.63	+6
		Taylor Marshall		Overall	1400m	(0:12.15)			

Scratched: Sizzling Gal (#15), Hell Hath No Fury (#11), Commodus (#4), Redwood Shadow (#10)

Report Created: Sat 24 February 2024 16:04 GMT+ (Note: Timing is based on position data)

Page 3/16

[] Ranking at each section and finish
-:-:- No data available at this section
NA No data available

SCN Saddle cloth number
DNF Did not finish
DNT Did not track

data processed by  TRIPLESDATA



Doomben QLD Professional

Race 7: TATTERSALL'S ARCADE BENCHMARK 75 Handicap - 1615m

24 February 2024 - 15:44



BRISBANE
RACING CLUB

Track Rating: Good 4, Weather: Overcast, Rail Position: +2.5m

Section						200m		Last 600m	
Field Times						0:11.92 (0:11.92)		0:35.80	
Rank	TAB	Horse/Jockey	Barrier	Top Speed [km/h]	Fastest Section	Margin		Distance Travelled [m]	
11	8	BOLD PEDRO	1	66.3	0:11.13	0:12.18 [7]	3.47L	0:35.89	+3
		Ryan Wiggins		Overall	1400m	(0:12.18)			
12	2	COCOBREW EXPRESS	15	68.1	0:10.74	0:17.53 [12]	46.99L	0:43.79	-1
		Samantha Collett		Overall	1400m	(0:17.53)			

Scratched: Sizzling Gal (#15), Hell Hath No Fury (#11), Commodus (#4), Redwood Shadow (#10)



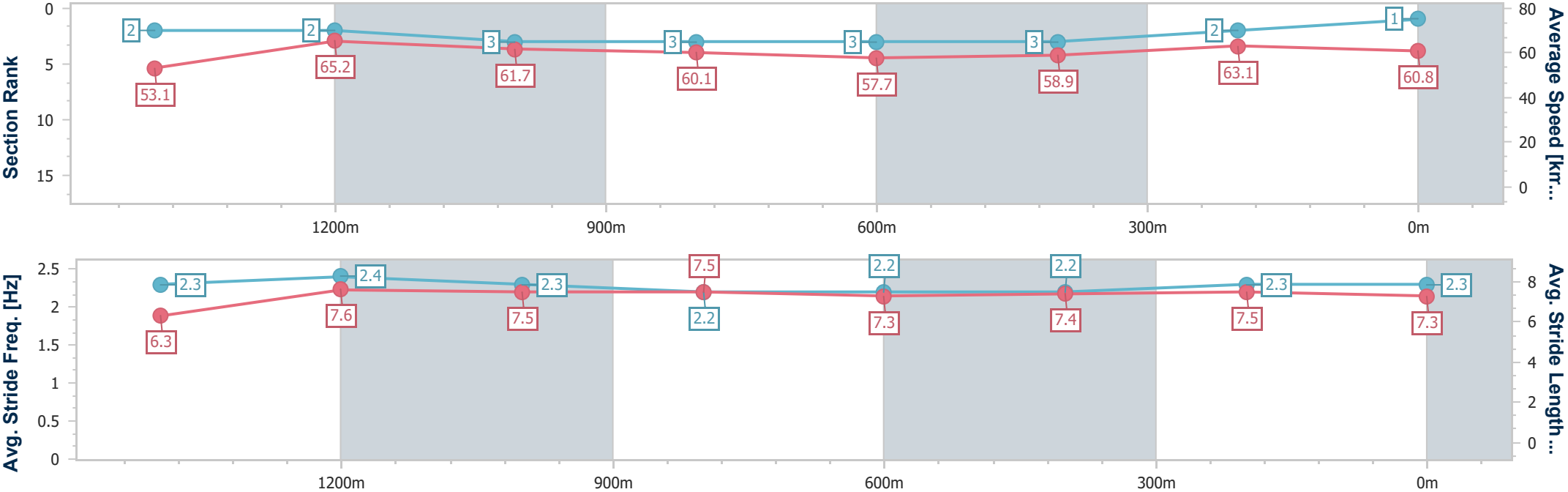
Horse/Jockey Name	Tuhinga
Final Rank	1
Fastest Section Time (Section)	0:10.95 (1400m)
Top Speed [km/h] (Section)	67.4 (1400m)
Race State	Finished



Doomben QLD Professional
Race 7: TATTERSALL'S ARCADE BENCHMARK 75 Handicap - 1615m
24 February 2024 - 15:44
Track Rating: Good 4, Weather: Overcast, Rail Position: +2.5m



Section	Overall	1400m	1200m	1000m	800m	600m	400m	200m					
Section Times	1:37.10 [1] (0:14.60)	1:22.50 [2] (0:10.95)	1:11.55 [2] (0:11.66)	0:59.89 [3] (0:11.95)	0:47.94 [3] (0:12.46)	0:35.48 [3] (0:12.27)	0:23.21 [3] (0:11.34)	0:11.87 [2] (0:11.87)					
Average Speed [km/h]	53.1	65.2	61.7	60.1	57.7	58.9	63.1	60.8					
Top Speed [km/h]	67.3	67.4	62.8	61.9	58.6	60.5	64.3	63.4					
Avg. Dist. to Rail [m]	5.3	1.5	1.3	0.7	0.2	0.2	1.1	1.4					
Avg. Stride Freq. [Hz]	2.3	2.4	2.3	2.2	2.2	2.2	2.3	2.3					
Avg. Stride Length [m]	6.3	7.6	7.5	7.5	7.3	7.4	7.5	7.3					





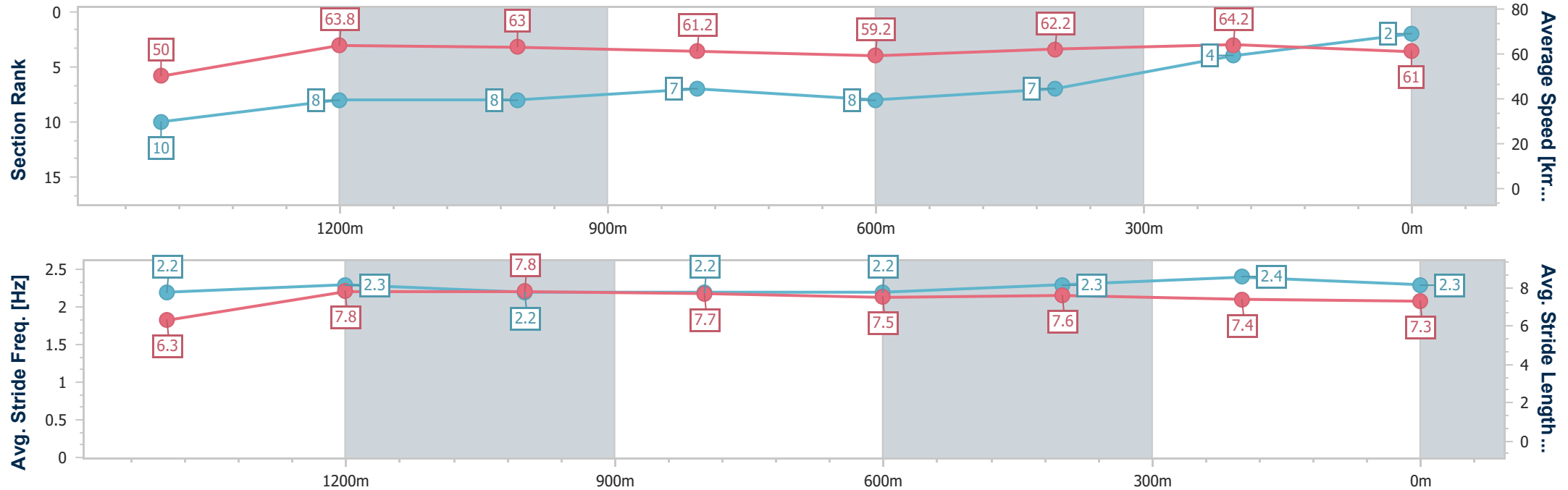
Horse/Jockey Name	Vendidit
Final Rank	2
Fastest Section Time (Section)	0:11.02 (1400m)
Top Speed [km/h] (Section)	67.0 (400m)
Race State	Finished



Doomben QLD Professional
Race 7: TATTERSALL'S ARCADE BENCHMARK 75 Handicap - 1615m
24 February 2024 - 15:44
Track Rating: Good 4, Weather: Overcast, Rail Position: +2.5m



Section	Overall	1400m	1200m	1000m	800m	600m	400m	200m					
Section Times	1:37.14 [2] (0:15.41)	1:21.73 [10] (0:11.02)	1:10.71 [8] (0:11.44)	0:59.27 [8] (0:11.83)	0:47.44 [7] (0:12.47)	0:34.97 [8] (0:11.89)	0:23.08 [7] (0:11.26)	0:11.82 [4] (0:11.82)					
Average Speed [km/h]	50.0	63.8	63.0	61.2	59.2	62.2	64.2	61.0					
Top Speed [km/h]	64.6	65.2	64.2	62.1	60.7	64.0	67.0	64.3					
Avg. Dist. to Rail [m]	3.5	3.8	1.4	2.1	4.5	4.9	3.0	2.2					
Avg. Stride Freq. [Hz]	2.2	2.3	2.2	2.2	2.2	2.3	2.4	2.3					
Avg. Stride Length [m]	6.3	7.8	7.8	7.7	7.5	7.6	7.4	7.3					





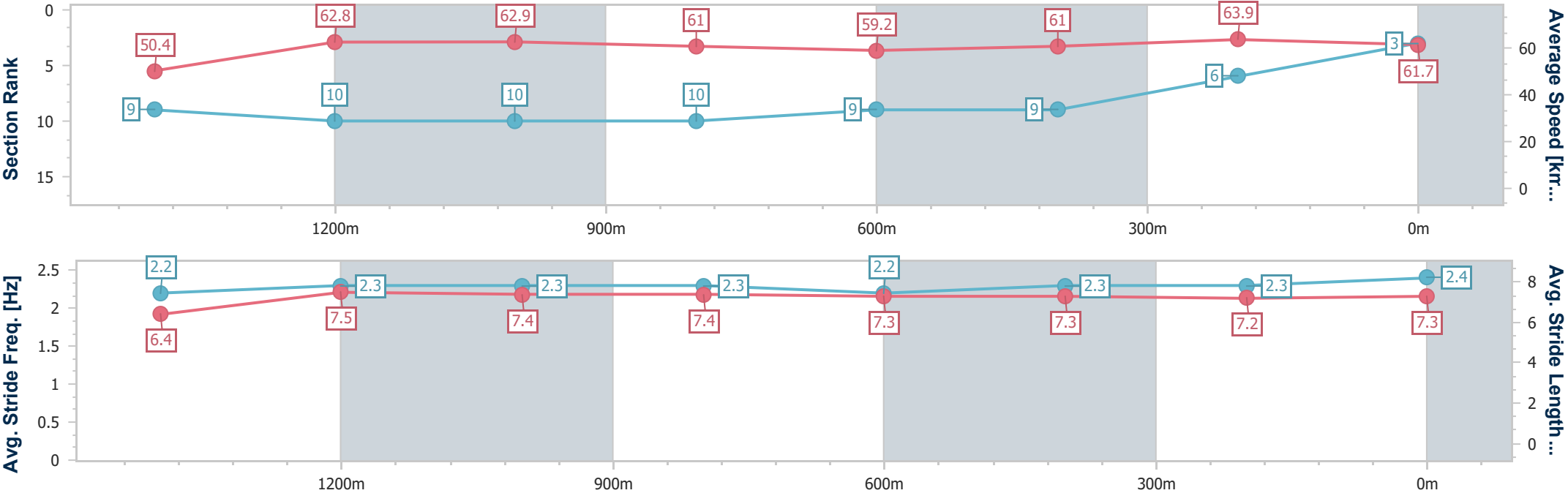
Horse/Jockey Name	Charlie's Case
Final Rank	3
Fastest Section Time (Section)	0:11.30 (400m)
Top Speed [km/h] (Section)	65.2 (400m)
Race State	Finished



Doomben QLD Professional
Race 7: TATTERSALL'S ARCADE BENCHMARK 75 Handicap - 1615m
24 February 2024 - 15:44
Track Rating: Good 4, Weather: Overcast, Rail Position: +2.5m



Section	Overall	1400m	1200m	1000m	800m	600m	400m	200m					
Section Times	1:37.20 [3] (0:15.38)	1:21.82 [9] (0:11.44)	1:10.38 [10] (0:11.43)	0:58.95 [10] (0:11.87)	0:47.08 [10] (0:12.21)	0:34.87 [9] (0:11.87)	0:23.00 [9] (0:11.30)	0:11.70 [6] (0:11.70)					
Average Speed [km/h]	50.4	62.8	62.9	61.0	59.2	61.0	63.9	61.7					
Top Speed [km/h]	62.6	63.0	64.6	61.4	61.0	62.1	65.2	63.6					
Avg. Dist. to Rail [m]	6.8	0.5	0.8	1.3	1.1	1.1	2.5	3.6					
Avg. Stride Freq. [Hz]	2.2	2.3	2.3	2.3	2.2	2.3	2.3	2.4					
Avg. Stride Length [m]	6.4	7.5	7.4	7.4	7.3	7.3	7.2	7.3					





Horse/Jockey Name	Heleva Deel
Final Rank	4
Fastest Section Time (Section)	0:11.36 (400m)
Top Speed [km/h] (Section)	64.8 (400m)
Race State	Finished

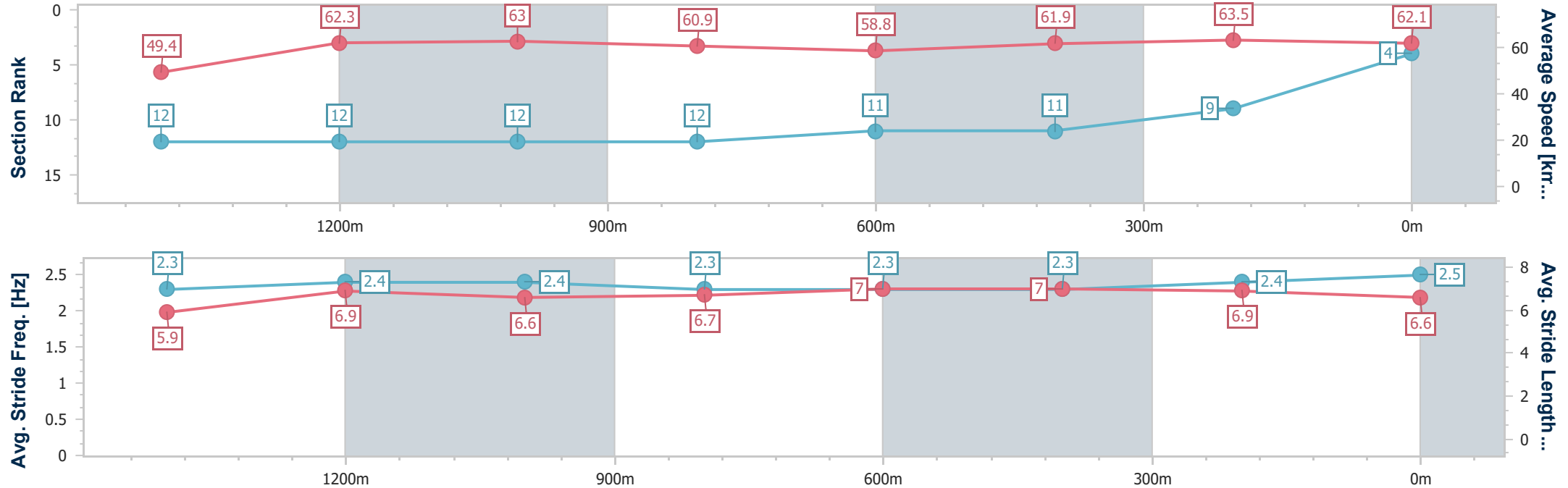


Doomben QLD Professional
Race 7: TATTERSALL'S ARCADE BENCHMARK 75 Handicap - 1615m
24 February 2024 - 15:44
Track Rating: Good 4, Weather: Overcast, Rail Position: +2.5m



BRISBANE
RACING CLUB

Section	Overall	1400m	1200m	1000m	800m	600m	400m	200m					
Section Times	1:37.34 [4] (0:15.66)	1:21.68 [12] (0:11.48)	1:10.20 [12] (0:11.39)	0:58.81 [12] (0:11.83)	0:46.98 [12] (0:12.34)	0:34.64 [11] (0:11.69)	0:22.95 [11] (0:11.36)	0:11.59 [9] (0:11.59)					
Average Speed [km/h]	49.4	62.3	63.0	60.9	58.8	61.9	63.5	62.1					
Top Speed [km/h]	63.6	63.5	64.7	62.0	60.7	64.0	64.8	64.0					
Avg. Dist. to Rail [m]	2.6	1.2	1.1	0.5	1.0	0.8	3.6	6.0					
Avg. Stride Freq. [Hz]	2.3	2.4	2.4	2.3	2.3	2.3	2.4	2.5					
Avg. Stride Length [m]	5.9	6.9	6.6	6.7	7.0	7.0	6.9	6.6					





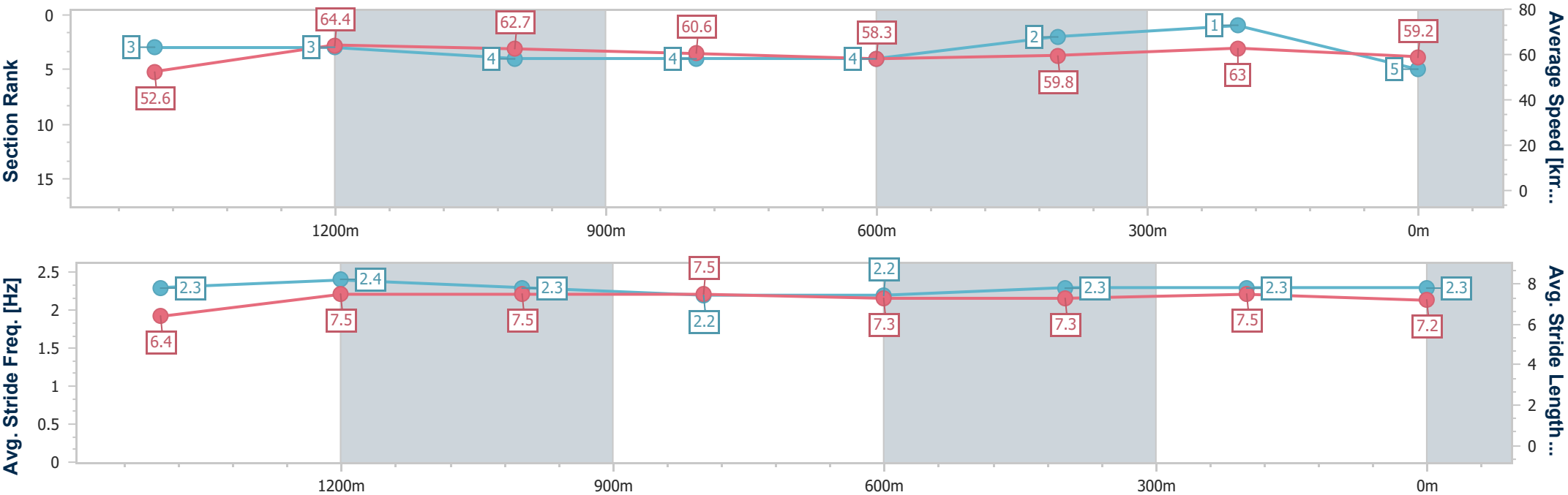
Horse/Jockey Name	Granite Prince
Final Rank	5
Fastest Section Time (Section)	0:11.16 (1400m)
Top Speed [km/h] (Section)	65.8 (Overall)
Race State	Finished



Doomben QLD Professional
Race 7: TATTERSALL'S ARCADE BENCHMARK 75 Handicap - 1615m
24 February 2024 - 15:44
Track Rating: Good 4, Weather: Overcast, Rail Position: +2.5m



Section	Overall	1400m	1200m	1000m	800m	600m	400m	200m					
Section Times	1:37.34 [5] (0:14.71)	1:22.63 [3] (0:11.16)	1:11.47 [3] (0:11.48)	0:59.99 [4] (0:11.93)	0:48.06 [4] (0:12.39)	0:35.67 [4] (0:12.07)	0:23.60 [2] (0:11.44)	0:12.16 [1] (0:12.16)					
Average Speed [km/h]	52.6	64.4	62.7	60.6	58.3	59.8	63.0	59.2					
Top Speed [km/h]	65.8	65.7	64.6	62.0	59.3	61.8	64.6	62.4					
Avg. Dist. to Rail [m]	1.6	0.4	0.7	0.9	0.6	0.5	1.6	2.4					
Avg. Stride Freq. [Hz]	2.3	2.4	2.3	2.2	2.2	2.3	2.3	2.3					
Avg. Stride Length [m]	6.4	7.5	7.5	7.5	7.3	7.3	7.5	7.2					





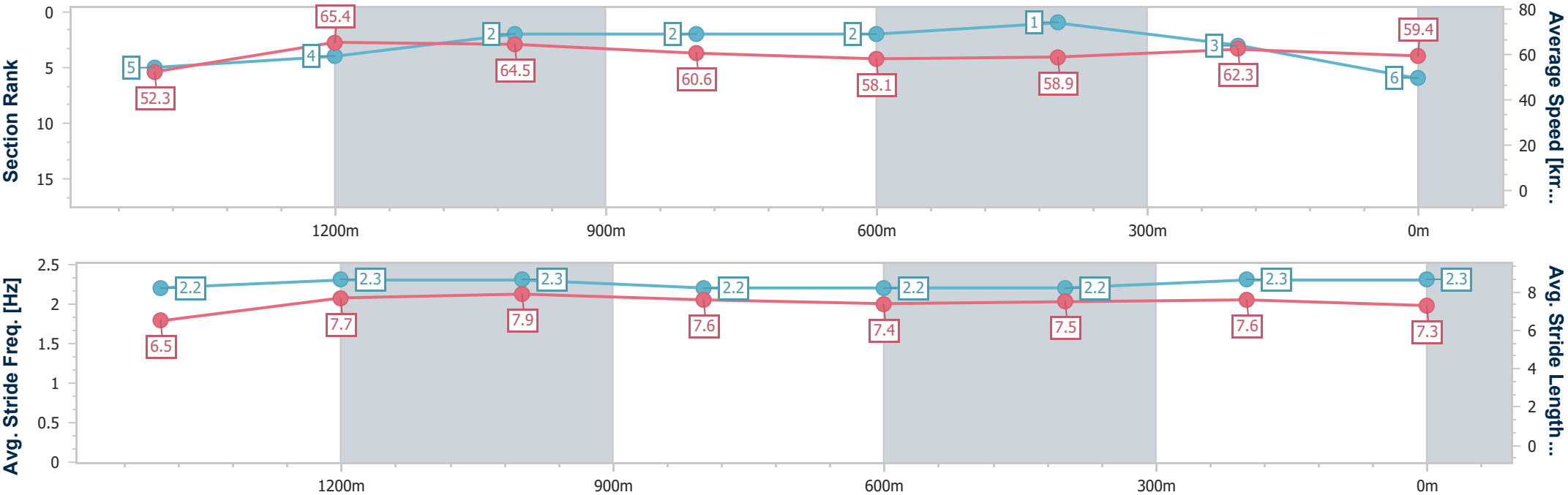
Horse/Jockey Name	Perfect Encounter
Final Rank	6
Fastest Section Time (Section)	0:11.09 (1400m)
Top Speed [km/h] (Section)	66.7 (1400m)
Race State	Finished



Doomben QLD Professional
Race 7: TATTERSALL'S ARCADE BENCHMARK 75 Handicap - 1615m
24 February 2024 - 15:44
Track Rating: Good 4, Weather: Overcast, Rail Position: +2.5m



Section	Overall	1400m	1200m	1000m	800m	600m	400m	200m					
Section Times	1:37.36 [6] (0:14.80)	1:22.56 [5] (0:11.09)	1:11.47 [4] (0:11.21)	1:00.26 [2] (0:11.91)	0:48.35 [2] (0:12.46)	0:35.89 [2] (0:12.22)	0:23.67 [1] (0:11.54)	0:12.13 [3] (0:12.13)					
Average Speed [km/h]	52.3	65.4	64.5	60.6	58.1	58.9	62.3	59.4					
Top Speed [km/h]	66.3	66.7	66.6	61.9	58.8	60.9	63.4	62.5					
Avg. Dist. to Rail [m]	3.9	1.0	1.3	1.1	1.0	0.3	0.8	0.7					
Avg. Stride Freq. [Hz]	2.2	2.3	2.3	2.2	2.2	2.2	2.3	2.3					
Avg. Stride Length [m]	6.5	7.7	7.9	7.6	7.4	7.5	7.6	7.3					





Horse/Jockey Name	Wairere Falls
Final Rank	7
Fastest Section Time (Section)	0:11.24 (1400m)
Top Speed [km/h] (Section)	65.3 (Overall)
Race State	Finished

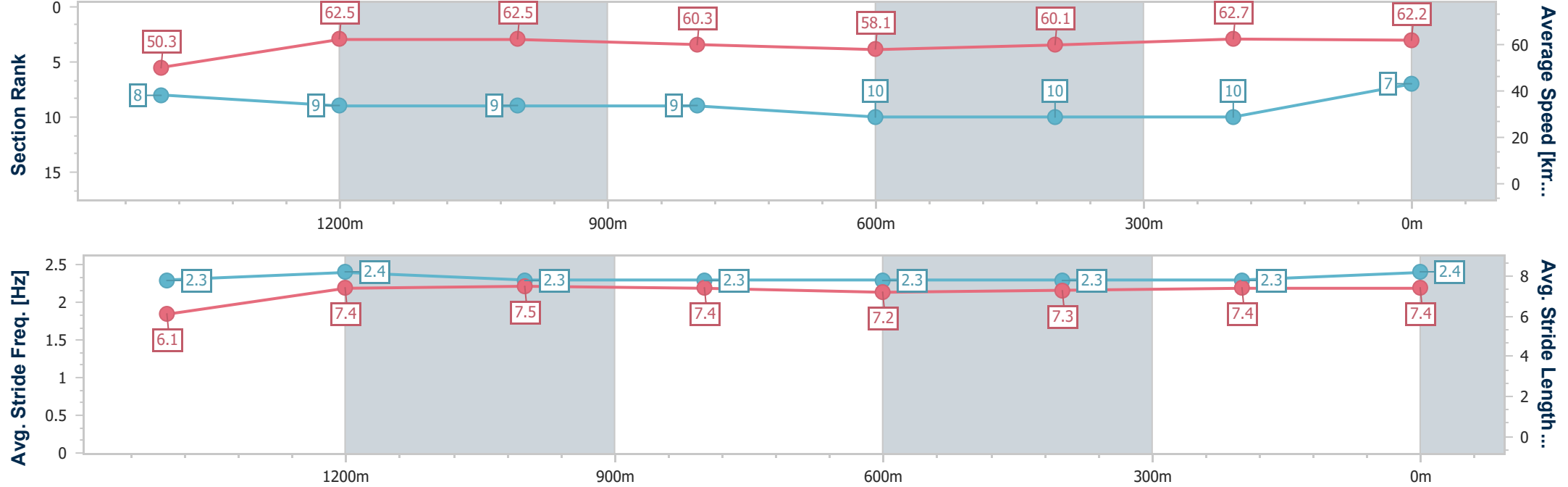


Doomben QLD Professional
Race 7: TATTERSALL'S ARCADE BENCHMARK 75 Handicap - 1615m
24 February 2024 - 15:44
Track Rating: Good 4, Weather: Overcast, Rail Position: +2.5m



BRISBANE
RACING CLUB

Section	Overall	1400m	1200m	1000m	800m	600m	400m	200m					
Section Times	1:37.43 [7] (0:15.37)	1:22.06 [8] (0:11.24)	1:10.82 [9] (0:11.51)	0:59.31 [9] (0:11.88)	0:47.43 [9] (0:12.35)	0:35.08 [10] (0:11.97)	0:23.11 [10] (0:11.53)	0:11.58 [10] (0:11.58)					
Average Speed [km/h]	50.3	62.5	62.5	60.3	58.1	60.1	62.7	62.2					
Top Speed [km/h]	65.3	63.9	64.1	61.5	59.8	61.8	65.2	65.1					
Avg. Dist. to Rail [m]	1.3	3.8	2.6	1.5	0.5	0.3	2.0	5.0					
Avg. Stride Freq. [Hz]	2.3	2.4	2.3	2.3	2.3	2.3	2.3	2.4					
Avg. Stride Length [m]	6.1	7.4	7.5	7.4	7.2	7.3	7.4	7.4					





Horse/Jockey Name	O'miss Behaving
Final Rank	8
Fastest Section Time (Section)	0:11.39 (1200m)
Top Speed [km/h] (Section)	65.5 (1200m)
Race State	Finished

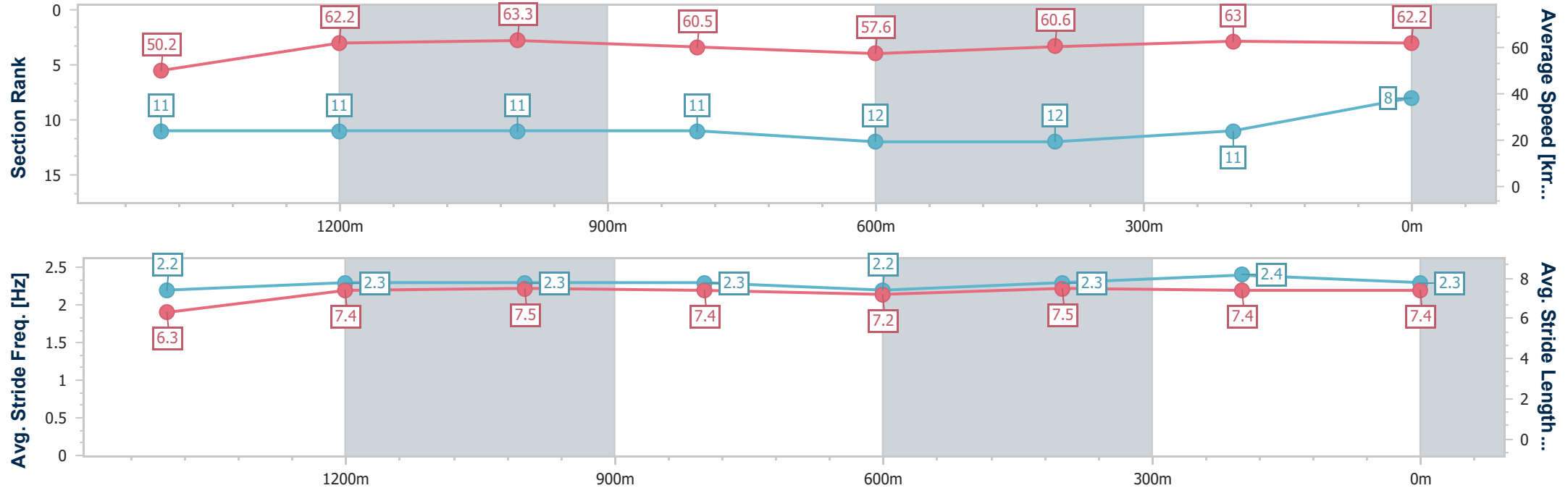


Doomben QLD Professional
Race 7: TATTERSALL'S ARCADE BENCHMARK 75 Handicap - 1615m
24 February 2024 - 15:44
Track Rating: Good 4, Weather: Overcast, Rail Position: +2.5m



BRISBANE
RACING CLUB

Section	Overall	1400m	1200m	1000m	800m	600m	400m	200m					
Section Times	1:37.47 [8] (0:15.46)	1:22.01 [11] (0:11.49)	1:10.52 [11] (0:11.39)	0:59.13 [11] (0:11.93)	0:47.20 [11] (0:12.43)	0:34.77 [12] (0:11.76)	0:23.01 [12] (0:11.43)	0:11.58 [11] (0:11.58)					
Average Speed [km/h]	50.2	62.2	63.3	60.5	57.6	60.6	63.0	62.2					
Top Speed [km/h]	65.2	64.9	65.5	61.2	60.3	62.4	65.3	64.7					
Avg. Dist. to Rail [m]	3.4	0.5	0.2	0.3	0.8	2.3	3.4	6.5					
Avg. Stride Freq. [Hz]	2.2	2.3	2.3	2.3	2.2	2.3	2.4	2.3					
Avg. Stride Length [m]	6.3	7.4	7.5	7.4	7.2	7.5	7.4	7.4					





Horse/Jockey Name	So Dapper
Final Rank	9
Fastest Section Time (Section)	0:11.09 (1400m)
Top Speed [km/h] (Section)	65.1 (1400m)
Race State	Finished

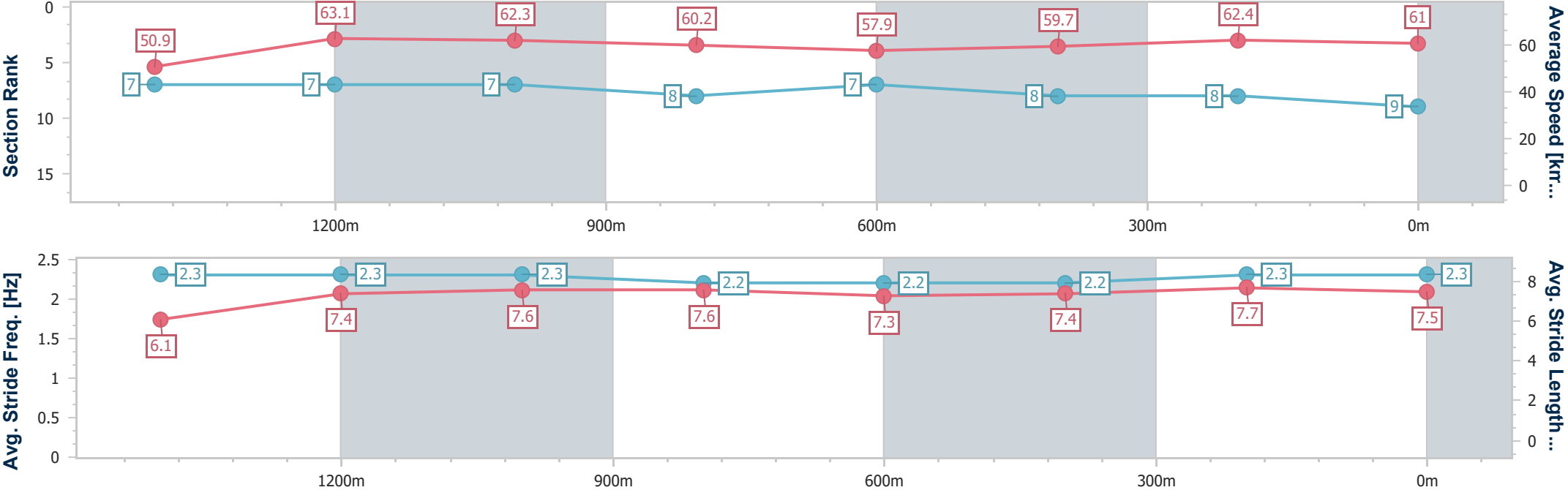


Doomben QLD Professional
Race 7: TATTERSALL'S ARCADE BENCHMARK 75 Handicap - 1615m
24 February 2024 - 15:44
Track Rating: Good 4, Weather: Overcast, Rail Position: +2.5m



BRISBANE
RACING CLUB

Section	Overall	1400m	1200m	1000m	800m	600m	400m	200m					
Section Times	1:37.50 [9] (0:15.14)	1:22.36 [7] (0:11.09)	1:11.27 [7] (0:11.58)	0:59.69 [7] (0:11.91)	0:47.78 [8] (0:12.39)	0:35.39 [7] (0:12.00)	0:23.39 [8] (0:11.58)	0:11.81 [8] (0:11.81)					
Average Speed [km/h]	50.9	63.1	62.3	60.2	57.9	59.7	62.4	61.0					
Top Speed [km/h]	64.6	65.1	64.3	61.6	59.0	61.5	64.0	62.8					
Avg. Dist. to Rail [m]	1.2	4.3	2.5	1.5	0.8	0.4	0.9	3.6					
Avg. Stride Freq. [Hz]	2.3	2.3	2.3	2.2	2.2	2.2	2.3	2.3					
Avg. Stride Length [m]	6.1	7.4	7.6	7.6	7.3	7.4	7.7	7.5					





Horse/Jockey Name	Never Island
Final Rank	10
Fastest Section Time (Section)	0:11.36 (1400m)
Top Speed [km/h] (Section)	66.3 (Overall)
Race State	Finished

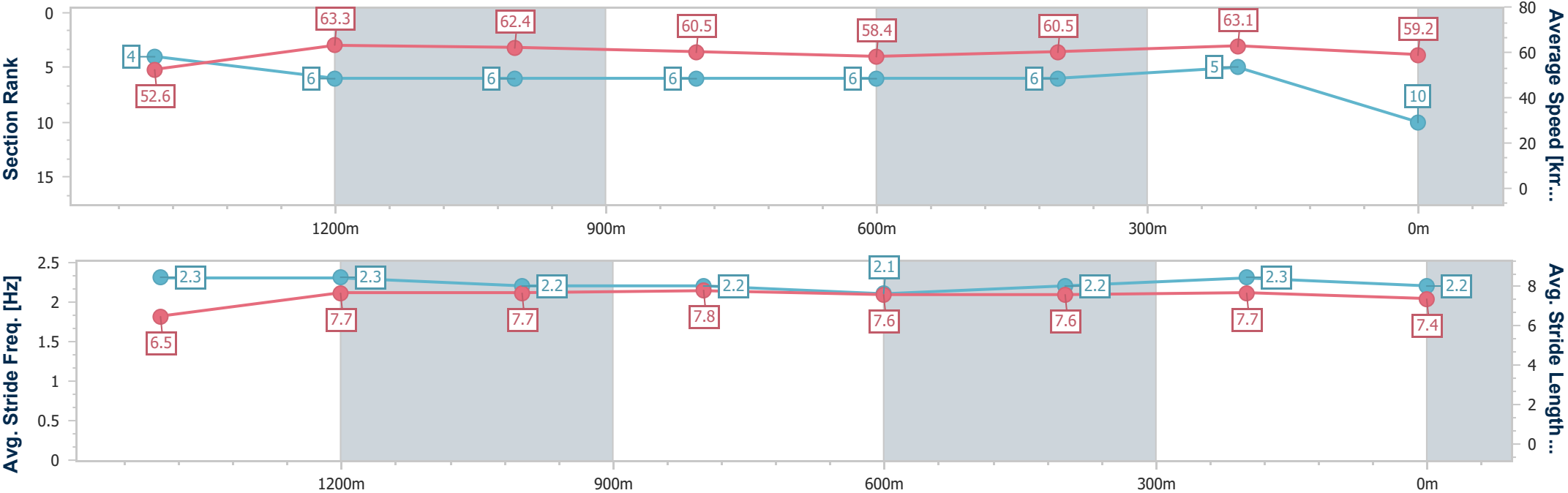


Doomben QLD Professional
Race 7: TATTERSALL'S ARCADE BENCHMARK 75 Handicap - 1615m
24 February 2024 - 15:44
Track Rating: Good 4, Weather: Overcast, Rail Position: +2.5m



BRISBANE
RACING CLUB

Section	Overall	1400m	1200m	1000m	800m	600m	400m	200m					
Section Times	1:37.56 [10] (0:14.75)	1:22.81 [4] (0:11.36)	1:11.45 [6] (0:11.52)	0:59.93 [6] (0:11.91)	0:48.02 [6] (0:12.39)	0:35.63 [6] (0:12.04)	0:23.59 [6] (0:11.44)	0:12.15 [5] (0:12.15)					
Average Speed [km/h]	52.6	63.3	62.4	60.5	58.4	60.5	63.1	59.2					
Top Speed [km/h]	66.3	64.6	64.6	62.4	59.3	61.9	63.8	61.9					
Avg. Dist. to Rail [m]	3.9	0.3	0.7	0.8	0.6	1.5	2.0	2.4					
Avg. Stride Freq. [Hz]	2.3	2.3	2.2	2.2	2.1	2.2	2.3	2.2					
Avg. Stride Length [m]	6.5	7.7	7.7	7.8	7.6	7.6	7.7	7.4					





Horse/Jockey Name	Bold Pedro
Final Rank	11
Fastest Section Time (Section)	0:11.13 (1400m)
Top Speed [km/h] (Section)	66.3 (Overall)
Race State	Finished

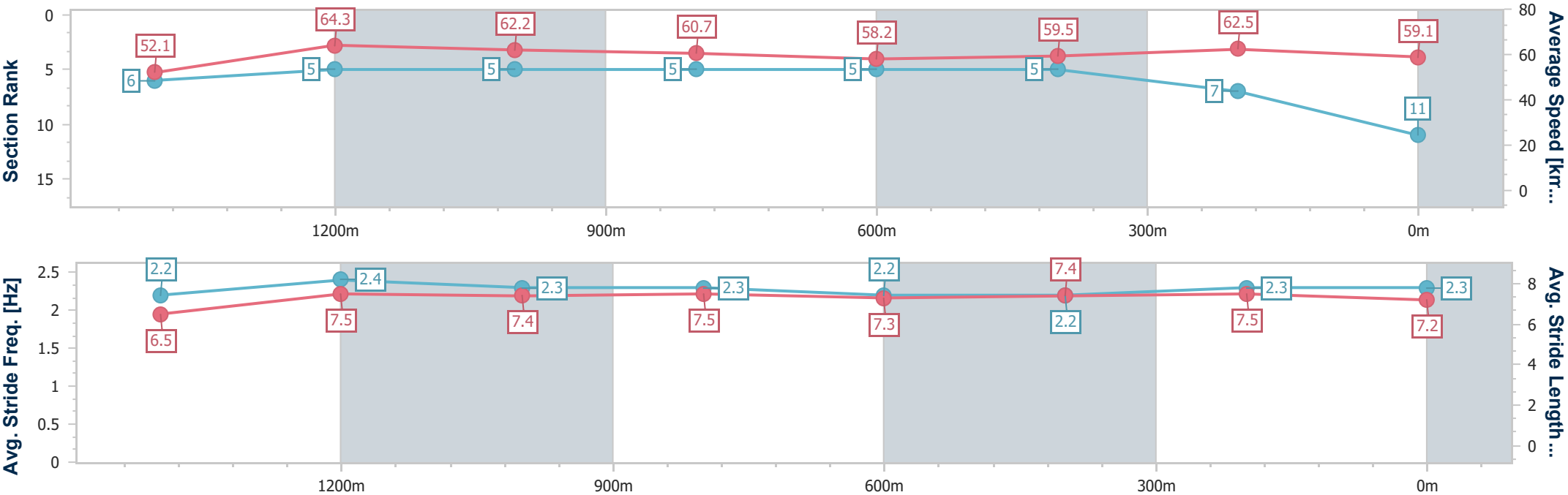


Doomben QLD Professional
Race 7: TATTERSALL'S ARCADE BENCHMARK 75 Handicap -
1615m
24 February 2024 - 15:44
Track Rating: Good 4, Weather: Overcast, Rail Position: +2.5m



BRISBANE
RACING CLUB

Section	Overall	1400m	1200m	1000m	800m	600m	400m	200m					
Section Times	1:37.69 [11] (0:14.85)	1:22.84 [6] (0:11.13)	1:11.71 [5] (0:11.55)	1:00.16 [5] (0:11.91)	0:48.25 [5] (0:12.36)	0:35.89 [5] (0:12.15)	0:23.74 [5] (0:11.56)	0:12.18 [7] (0:12.18)					
Average Speed [km/h]	52.1	64.3	62.2	60.7	58.2	59.5	62.5	59.1					
Top Speed [km/h]	66.3	65.5	64.8	61.3	59.1	61.2	63.8	62.0					
Avg. Dist. to Rail [m]	0.7	1.0	1.2	1.0	0.4	0.9	0.7	0.4					
Avg. Stride Freq. [Hz]	2.2	2.4	2.3	2.3	2.2	2.2	2.3	2.3					
Avg. Stride Length [m]	6.5	7.5	7.4	7.5	7.3	7.4	7.5	7.2					





Horse/Jockey Name	Cocobrew Express
Final Rank	12
Fastest Section Time (Section)	0:10.74 (1400m)
Top Speed [km/h] (Section)	68.1 (Overall)
Race State	Finished

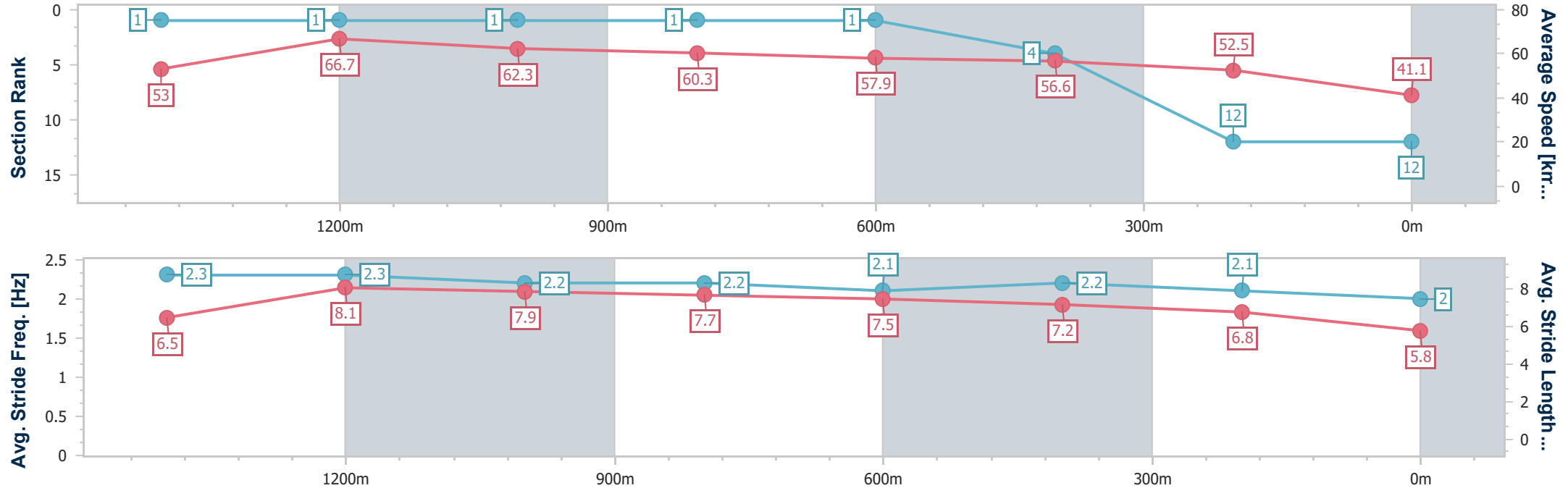


Doomben QLD Professional
Race 7: TATTERSALL'S ARCADE BENCHMARK 75 Handicap -
1615m
24 February 2024 - 15:44
Track Rating: Good 4, Weather: Overcast, Rail Position: +2.5m



BRISBANE
RACING CLUB

Section	Overall	1400m	1200m	1000m	800m	600m	400m	200m					
Section Times	1:45.09 [12] (0:14.58)	1:30.51 [1] (0:10.74)	1:19.77 [1] (0:11.58)	1:08.19 [1] (0:11.96)	0:56.23 [1] (0:12.44)	0:43.79 [1] (0:12.64)	0:31.15 [4] (0:13.62)	0:17.53 [12] (0:17.53)					
Average Speed [km/h]	53.0	66.7	62.3	60.3	57.9	56.6	52.5	41.1					
Top Speed [km/h]	68.1	68.0	64.3	62.4	58.9	57.6	55.2	48.0					
Avg. Dist. to Rail [m]	5.9	1.3	1.8	0.7	0.2	1.0	1.6	1.1					
Avg. Stride Freq. [Hz]	2.3	2.3	2.2	2.2	2.1	2.2	2.1	2.0					
Avg. Stride Length [m]	6.5	8.1	7.9	7.7	7.5	7.2	6.8	5.8					





Doomben QLD Professional
Race 8: MEMBERSHIP AT TATTERSALL'S CLUB OPEN Handicap - 1200m

24 February 2024 - 16:24



BRISBANE
RACING CLUB

Track Rating: Good 4, Weather: Overcast, Rail Position: +2.5m

Section		Overall				1000m	800m	600m	400m	200m	Last 600m		
Field Times		1:09.51 (0:13.44)				0:56.07 (0:10.93)	0:45.14 (0:11.16)	0:33.98 (0:11.26)	0:22.72 (0:10.98)	0:11.74 (0:11.74)	0:33.98		
Rank	TAB	Horse/Jockey	Barrier	Top Speed [km/h]	Fastest Section						Margin	Distance Travelled [m]	
1	2	LEGAL ESPRIT	5	68.5	0:10.89	1:09.51 [1]	0:55.65 [5]	0:44.76 [4]	0:33.68 [3]	0:22.58 [2]	0:11.51 [3]	1:09.51	0:33.68
		Melea Castle		1000m	1000m	(0:13.86)	(0:10.89)	(0:11.08)	(0:11.10)	(0:11.07)	(0:11.51)		
2	10	GOLDEN BOOM	2	67.5	0:10.93	1:09.60 [2]	0:56.16 [1]	0:45.23 [1]	0:34.07 [1]	0:22.81 [1]	0:11.83 [1]	0.51L	0:34.07 -1
		Angela Jones		1000m	1000m	(0:13.44)	(0:10.93)	(0:11.16)	(0:11.26)	(0:10.98)	(0:11.83)		
3	7	RANCH HAND	7	67.4	0:10.92	1:09.65 [3]	0:55.86 [4]	0:44.81 [5]	0:33.62 [5]	0:22.45 [6]	0:11.53 [5]	0.82L	0:33.62 +4
		Ryan Maloney		400m	400m	(0:13.79)	(0:11.05)	(0:11.19)	(0:11.17)	(0:10.92)	(0:11.53)		
4	9	STARVIRGO	1	66.5	0:10.96	1:09.85 [4]	0:55.80 [6]	0:44.63 [7]	0:33.67 [6]	0:22.70 [5]	0:11.71 [6]	1.97L	0:33.67 -4
		Kyle Wilson-Taylor		1000m	800m	(0:14.05)	(0:11.17)	(0:10.96)	(0:10.97)	(0:10.99)	(0:11.71)		
5	6	ARENTEE	10	68.5	0:10.92	1:09.95 [5]	0:56.23 [3]	0:45.31 [3]	0:34.06 [4]	0:22.94 [4]	0:12.02 [2]	2.55L	0:34.06 +10
		Damien Thornton		1000m	1000m	(0:13.72)	(0:10.92)	(0:11.25)	(0:11.12)	(0:10.92)	(0:12.02)		
6	5	ROMAN AUREUS	6	67.9	0:11.01	1:09.95 [6]	0:55.80 [8]	0:44.77 [6]	0:33.69 [7]	0:22.68 [7]	0:11.57 [7]	2.55L	0:33.69 +5
		Samantha Collett		1000m	600m	(0:14.15)	(0:11.03)	(0:11.08)	(0:11.01)	(0:11.11)	(0:11.57)		
7	13	GAIUS	9	66.8	0:10.95	1:10.00 [7]	0:55.81 [9]	0:44.63 [9]	0:33.46 [8]	0:22.49 [8]	0:11.54 [8]	2.89L	0:33.46 +5
		Robbie Dolan		200m	400m	(0:14.19)	(0:11.18)	(0:11.17)	(0:10.97)	(0:10.95)	(0:11.54)		
8	11	PERSEIDS	11	67.7	0:10.96	1:10.17 [8]	0:56.08 [7]	0:44.91 [8]	0:33.63 [9]	0:22.64 [9]	0:11.68 [9]	3.88L	0:33.63 +9
		Cejay Graham		600m	400m	(0:14.09)	(0:11.17)	(0:11.28)	(0:10.99)	(0:10.96)	(0:11.68)		
9	3	AXE	4	67.1	0:11.00	1:10.18 [9]	0:56.65 [2]	0:45.65 [2]	0:34.40 [2]	0:23.22 [3]	0:12.08 [4]	3.93L	0:34.40 +5
		James Orman		1000m	1000m	(0:13.53)	(0:11.00)	(0:11.25)	(0:11.18)	(0:11.14)	(0:12.08)		

Scratched: Contemptuous (#4), Shamrock Lu (#12), Hard To Say (#1), Data Patch (#8)



Horse/Jockey Name	Legal Esprit
Final Rank	1
Fastest Section Time (Section)	0:10.89 (1000m)
Top Speed [km/h] (Section)	68.5 (1000m)
Race State	Finished



Doomben QLD Professional
Race 8: MEMBERSHIP AT TATTERSALL'S CLUB OPEN
Handicap - 1200m

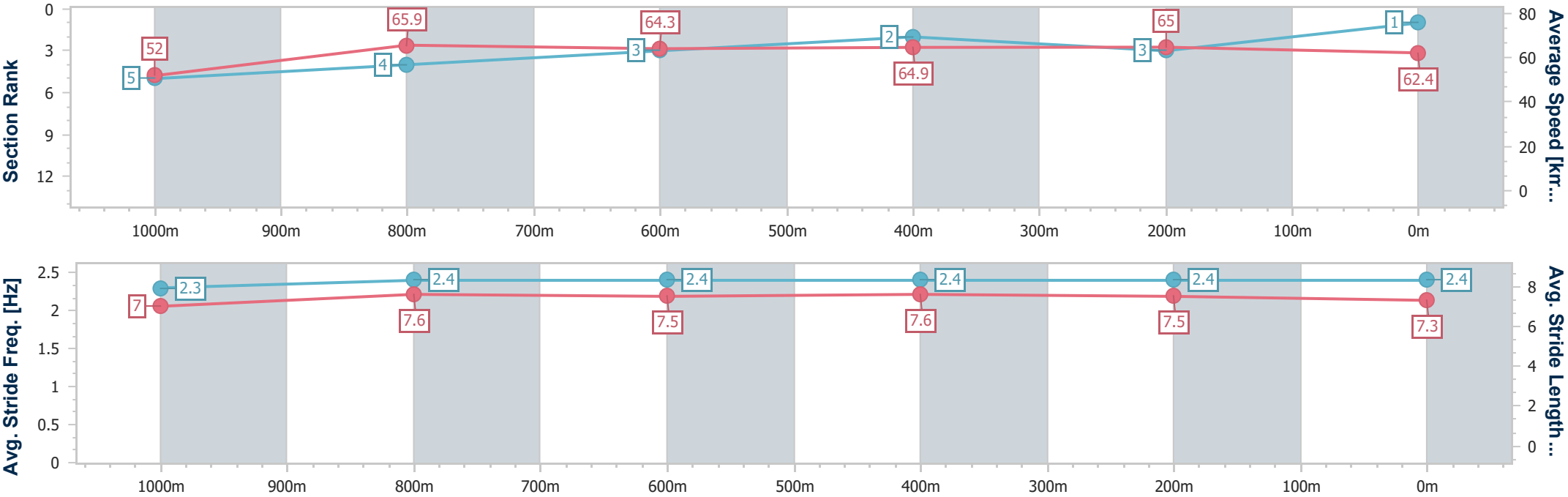
24 February 2024 - 16:24

Track Rating: Good 4, Weather: Overcast, Rail Position: +2.5m



BRISBANE
RACING CLUB

Section	Overall	1000m	800m	600m	400m	200m							
Section Times	1:09.51 [1] (0:13.86)	0:55.65 [5] (0:10.89)	0:44.76 [4] (0:11.08)	0:33.68 [3] (0:11.10)	0:22.58 [2] (0:11.07)	0:11.51 [3] (0:11.51)							
Average Speed [km/h]	52.0	65.9	64.3	64.9	65.0	62.4							
Top Speed [km/h]	64.6	68.5	65.3	65.2	65.8	65.7							
Avg. Dist. to Rail [m]	1.8	1.0	1.4	0.6	1.3	1.7							
Avg. Stride Freq. [Hz]	2.3	2.4	2.4	2.4	2.4	2.4							
Avg. Stride Length [m]	7.0	7.6	7.5	7.6	7.5	7.3							





Horse/Jockey Name	Golden Boom
Final Rank	2
Fastest Section Time (Section)	0:10.93 (1000m)
Top Speed [km/h] (Section)	67.5 (1000m)
Race State	Finished



Doomben QLD Professional
Race 8: MEMBERSHIP AT TATTERSALL'S CLUB OPEN
Handicap - 1200m

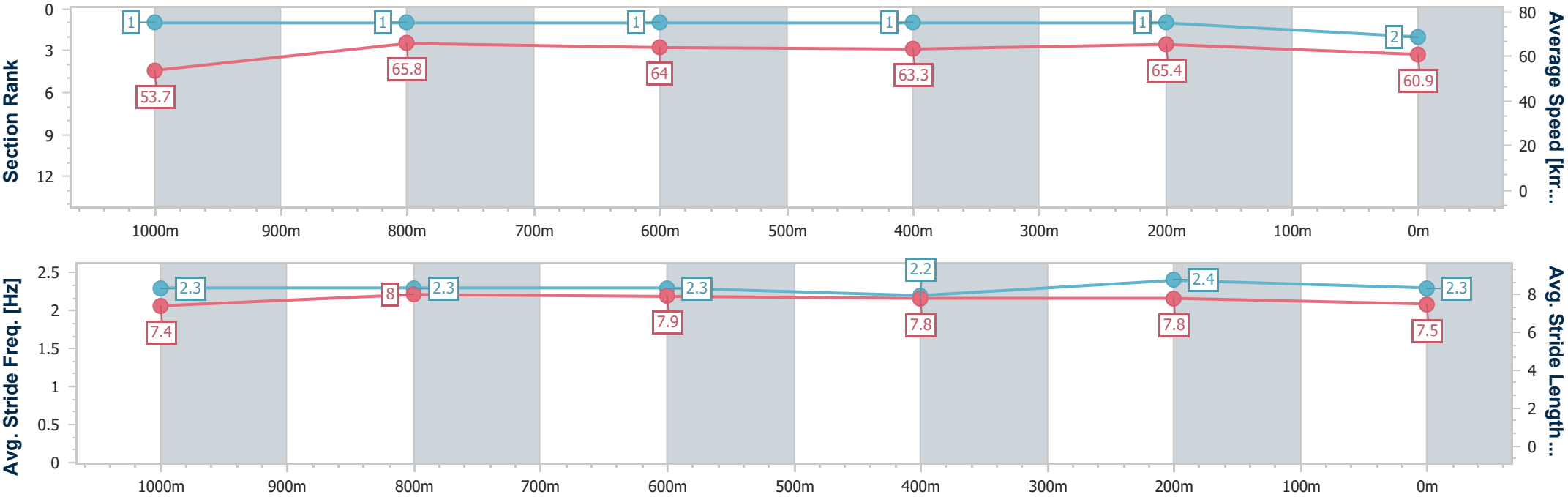
24 February 2024 - 16:24

Track Rating: Good 4, Weather: Overcast, Rail Position: +2.5m



BRISBANE
RACING CLUB

Section	Overall	1000m	800m	600m	400m	200m							
Section Times	1:09.60 [2] (0:13.44)	0:56.16 [1] (0:10.93)	0:45.23 [1] (0:11.16)	0:34.07 [1] (0:11.26)	0:22.81 [1] (0:10.98)	0:11.83 [1] (0:11.83)							
Average Speed [km/h]	53.7	65.8	64.0	63.3	65.4	60.9							
Top Speed [km/h]	65.9	67.5	64.6	64.6	66.9	64.7							
Avg. Dist. to Rail [m]	1.0	0.2	1.5	1.7	1.0	0.6							
Avg. Stride Freq. [Hz]	2.3	2.3	2.3	2.2	2.4	2.3							
Avg. Stride Length [m]	7.4	8.0	7.9	7.8	7.8	7.5							



- [] Ranking at each section and finish
- .-.- No data available at this section
- NA No data available



Horse/Jockey Name	Ranch Hand
Final Rank	3
Fastest Section Time (Section)	0:10.92 (400m)
Top Speed [km/h] (Section)	67.4 (400m)
Race State	Finished



Doomben QLD Professional
Race 8: MEMBERSHIP AT TATTERSALL'S CLUB OPEN
Handicap - 1200m

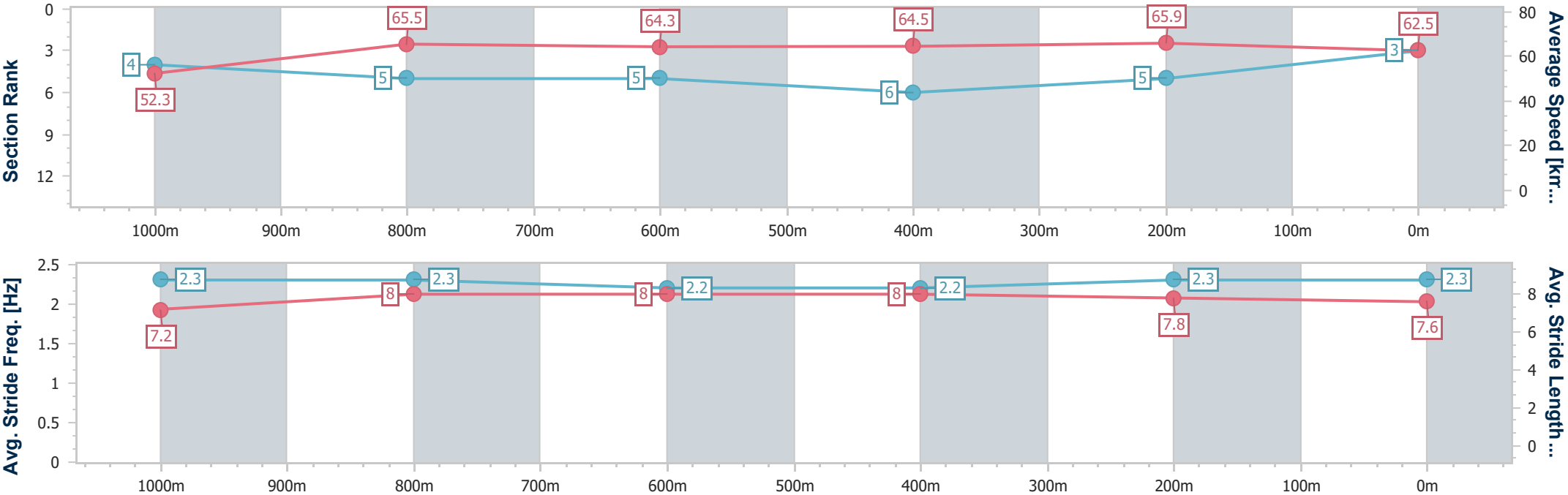
24 February 2024 - 16:24

Track Rating: Good 4, Weather: Overcast, Rail Position: +2.5m



BRISBANE
RACING CLUB

Section	Overall	1000m	800m	600m	400m	200m							
Section Times	1:09.65 [3] (0:13.79)	0:55.86 [4] (0:11.05)	0:44.81 [5] (0:11.19)	0:33.62 [5] (0:11.17)	0:22.45 [6] (0:10.92)	0:11.53 [5] (0:11.53)							
Average Speed [km/h]	52.3	65.5	64.3	64.5	65.9	62.5							
Top Speed [km/h]	65.6	66.4	65.7	65.1	67.4	65.6							
Avg. Dist. to Rail [m]	3.7	1.3	0.8	0.2	2.5	4.3							
Avg. Stride Freq. [Hz]	2.3	2.3	2.2	2.2	2.3	2.3							
Avg. Stride Length [m]	7.2	8.0	8.0	8.0	7.8	7.6							





Horse/Jockey Name	Starvirgo
Final Rank	4
Fastest Section Time (Section)	0:10.96 (800m)
Top Speed [km/h] (Section)	66.5 (1000m)
Race State	Finished



Doomben QLD Professional
Race 8: MEMBERSHIP AT TATTERSALL'S CLUB OPEN
Handicap - 1200m

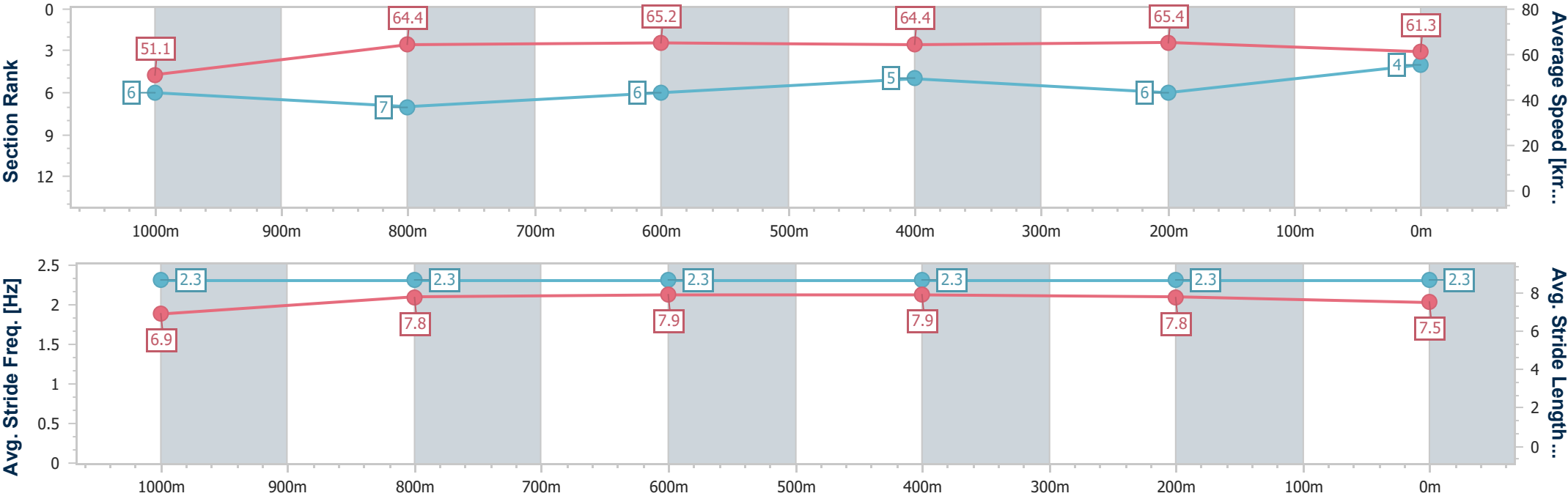
24 February 2024 - 16:24

Track Rating: Good 4, Weather: Overcast, Rail Position: +2.5m



BRISBANE
RACING CLUB

Section	Overall	1000m	800m	600m	400m	200m							
Section Times	1:09.85 [4] (0:14.05)	0:55.80 [6] (0:11.17)	0:44.63 [7] (0:10.96)	0:33.67 [6] (0:10.97)	0:22.70 [5] (0:10.99)	0:11.71 [6] (0:11.71)							
Average Speed [km/h]	51.1	64.4	65.2	64.4	65.4	61.3							
Top Speed [km/h]	64.2	66.5	65.9	65.5	66.4	65.4							
Avg. Dist. to Rail [m]	0.6	0.5	2.0	2.7	1.5	0.5							
Avg. Stride Freq. [Hz]	2.3	2.3	2.3	2.3	2.3	2.3							
Avg. Stride Length [m]	6.9	7.8	7.9	7.9	7.8	7.5							





Horse/Jockey Name	Arentee
Final Rank	5
Fastest Section Time (Section)	0:10.92 (1000m)
Top Speed [km/h] (Section)	68.5 (1000m)
Race State	Finished



Doomben QLD Professional
Race 8: MEMBERSHIP AT TATTERSALL'S CLUB OPEN
Handicap - 1200m

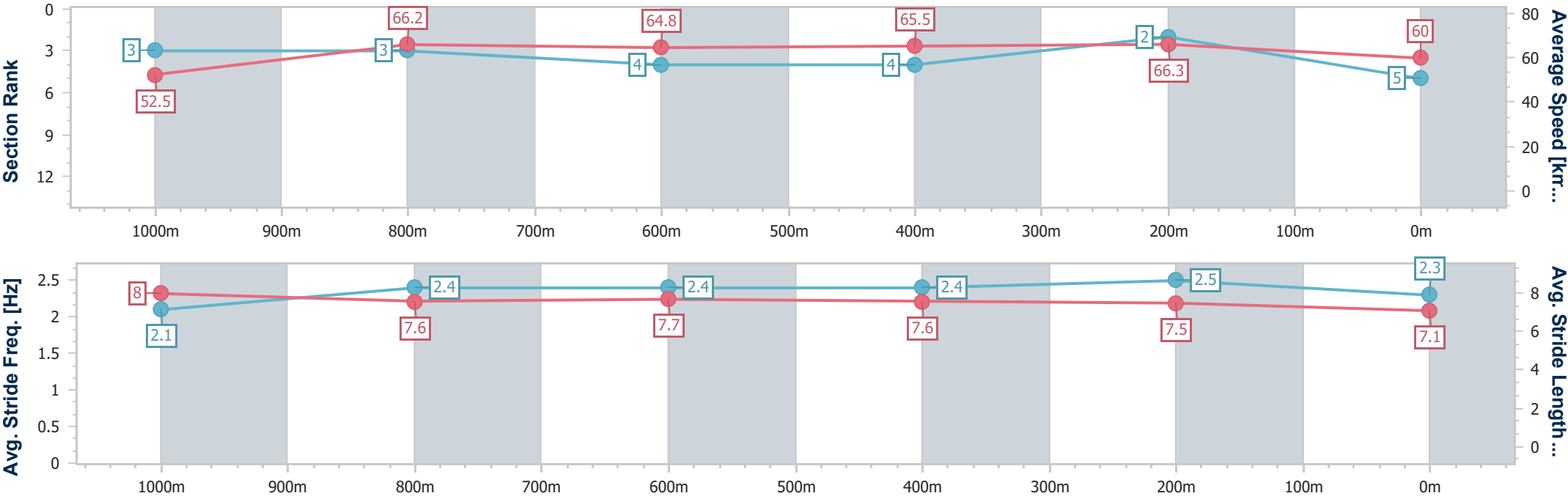
24 February 2024 - 16:24

Track Rating: Good 4, Weather: Overcast, Rail Position: +2.5m



BRISBANE
RACING CLUB

Section	Overall	1000m	800m	600m	400m	200m							
Section Times	1:09.95 [5] (0:13.72)	0:56.23 [3] (0:10.92)	0:45.31 [3] (0:11.25)	0:34.06 [4] (0:11.12)	0:22.94 [4] (0:10.92)	0:12.02 [2] (0:12.02)							
Average Speed [km/h]	52.5	66.2	64.8	65.5	66.3	60.0							
Top Speed [km/h]	65.8	68.5	66.0	66.7	67.4	64.3							
Avg. Dist. to Rail [m]	20.9	2.9	2.2	2.0	3.5	5.1							
Avg. Stride Freq. [Hz]	2.1	2.4	2.4	2.4	2.5	2.3							
Avg. Stride Length [m]	8.0	7.6	7.7	7.6	7.5	7.1							



- [] Ranking at each section and finish
- .-.- No data available at this section
- NA No data available



Horse/Jockey Name	Roman Aureus
Final Rank	6
Fastest Section Time (Section)	0:11.01 (600m)
Top Speed [km/h] (Section)	67.9 (1000m)
Race State	Finished



Doomben QLD Professional
Race 8: MEMBERSHIP AT TATTERSALL'S CLUB OPEN
Handicap - 1200m

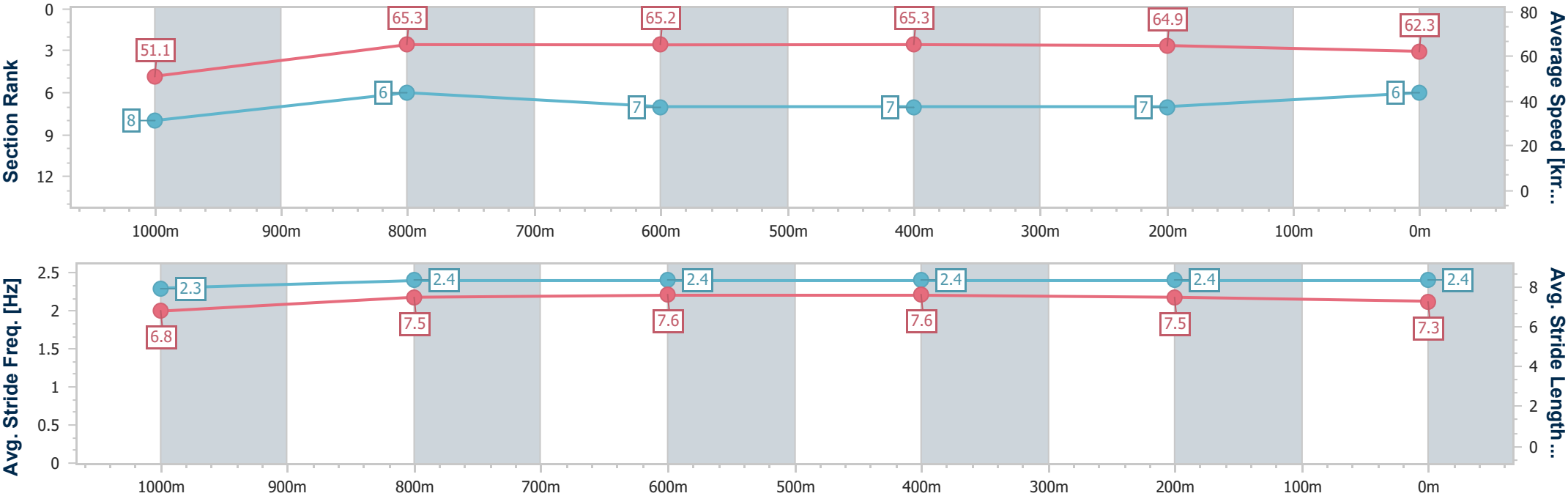
24 February 2024 - 16:24

Track Rating: Good 4, Weather: Overcast, Rail Position: +2.5m



BRISBANE
RACING CLUB

Section	Overall	1000m	800m	600m	400m	200m								
Section Times	1:09.95 [6] (0:14.15)	0:55.80 [8] (0:11.03)	0:44.77 [6] (0:11.08)	0:33.69 [7] (0:11.01)	0:22.68 [7] (0:11.11)	0:11.57 [7] (0:11.57)								
Average Speed [km/h]	51.1	65.3	65.2	65.3	64.9	62.3								
Top Speed [km/h]	64.9	67.9	65.8	66.6	66.2	64.8								
Avg. Dist. to Rail [m]	2.9	1.0	0.3	0.1	2.4	4.9								
Avg. Stride Freq. [Hz]	2.3	2.4	2.4	2.4	2.4	2.4								
Avg. Stride Length [m]	6.8	7.5	7.6	7.6	7.5	7.3								



- [] Ranking at each section and finish
- .-.- No data available at this section
- NA No data available



Horse/Jockey Name	Gaius
Final Rank	7
Fastest Section Time (Section)	0:10.95 (400m)
Top Speed [km/h] (Section)	66.8 (200m)
Race State	Finished



Doomben QLD Professional
Race 8: MEMBERSHIP AT TATTERSALL'S CLUB OPEN
Handicap - 1200m

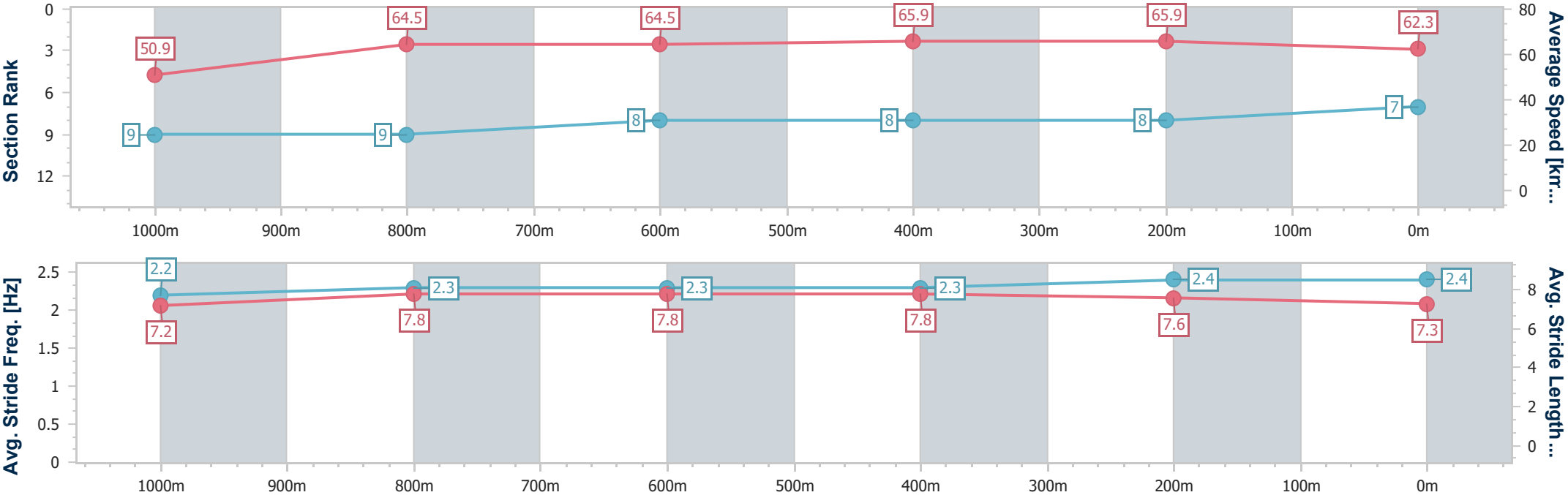
24 February 2024 - 16:24

Track Rating: Good 4, Weather: Overcast, Rail Position: +2.5m



BRISBANE
RACING CLUB

Section	Overall	1000m	800m	600m	400m	200m								
Section Times	1:10.00 [7] (0:14.19)	0:55.81 [9] (0:11.18)	0:44.63 [9] (0:11.17)	0:33.46 [8] (0:10.97)	0:22.49 [8] (0:10.95)	0:11.54 [8] (0:11.54)								
Average Speed [km/h]	50.9	64.5	64.5	65.9	65.9	62.3								
Top Speed [km/h]	65.0	66.3	65.7	66.5	66.6	66.8								
Avg. Dist. to Rail [m]	19.3	0.8	0.4	0.3	1.0	1.8								
Avg. Stride Freq. [Hz]	2.2	2.3	2.3	2.3	2.4	2.4								
Avg. Stride Length [m]	7.2	7.8	7.8	7.8	7.6	7.3								





Horse/Jockey Name	Perseids
Final Rank	8
Fastest Section Time (Section)	0:10.96 (400m)
Top Speed [km/h] (Section)	67.7 (600m)
Race State	Finished



Doomben QLD Professional
Race 8: MEMBERSHIP AT TATTERSALL'S CLUB OPEN
Handicap - 1200m

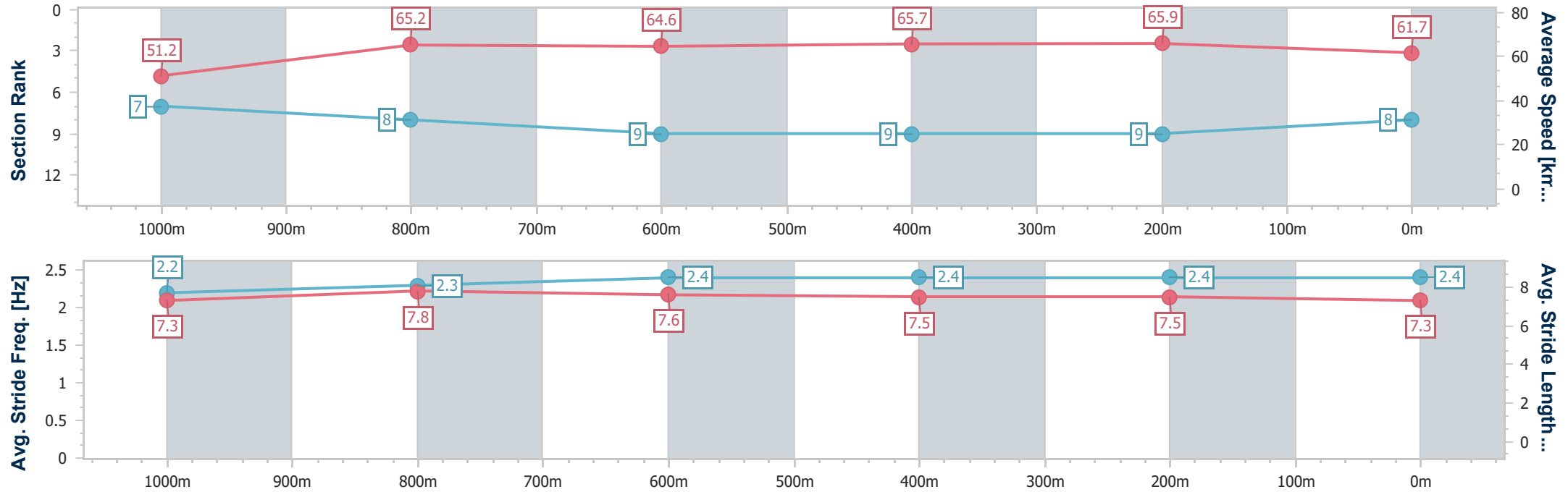
24 February 2024 - 16:24

Track Rating: Good 4, Weather: Overcast, Rail Position: +2.5m



BRISBANE
RACING CLUB

Section	Overall	1000m	800m	600m	400m	200m							
Section Times	1:10.17 [8] (0:14.09)	0:56.08 [7] (0:11.17)	0:44.91 [8] (0:11.28)	0:33.63 [9] (0:10.99)	0:22.64 [9] (0:10.96)	0:11.68 [9] (0:11.68)							
Average Speed [km/h]	51.2	65.2	64.6	65.7	65.9	61.7							
Top Speed [km/h]	64.5	66.0	65.7	67.7	67.2	64.7							
Avg. Dist. to Rail [m]	19.8	3.7	2.0	0.8	4.8	7.6							
Avg. Stride Freq. [Hz]	2.2	2.3	2.4	2.4	2.4	2.4							
Avg. Stride Length [m]	7.3	7.8	7.6	7.5	7.5	7.3							





Horse/Jockey Name	Axe
Final Rank	9
Fastest Section Time (Section)	0:11.00 (1000m)
Top Speed [km/h] (Section)	67.1 (1000m)
Race State	Finished



Doomben QLD Professional
Race 8: MEMBERSHIP AT TATTERSALL'S CLUB OPEN
Handicap - 1200m

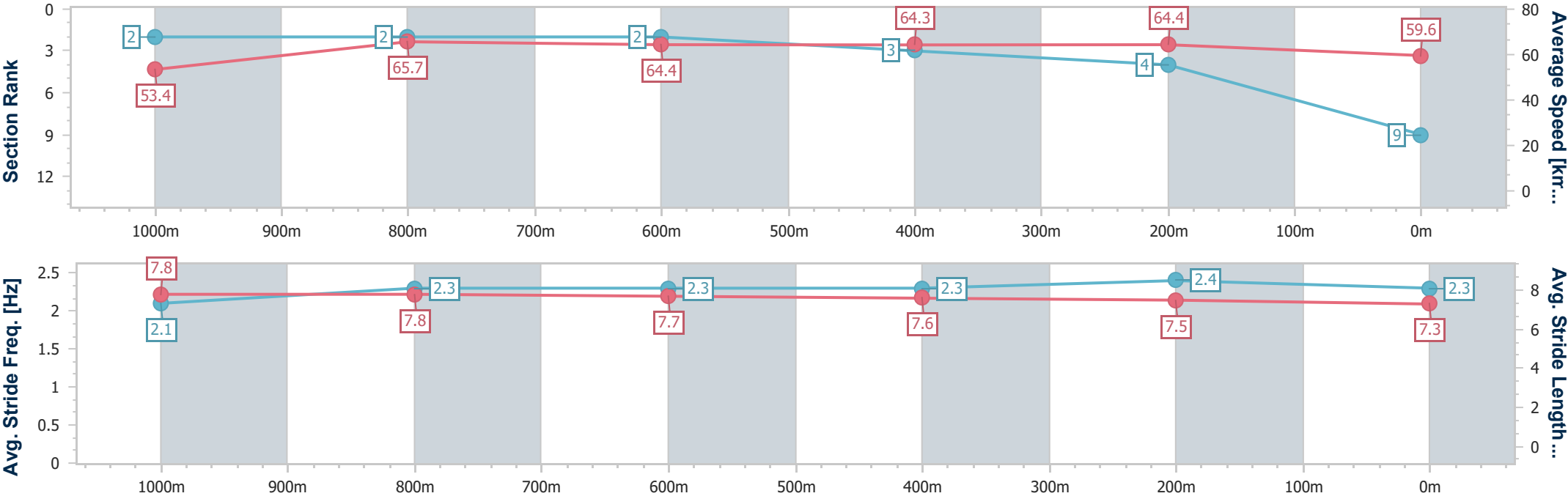
24 February 2024 - 16:24

Track Rating: Good 4, Weather: Overcast, Rail Position: +2.5m



BRISBANE
RACING CLUB

Section	Overall	1000m	800m	600m	400m	200m							
Section Times	1:10.18 [9] (0:13.53)	0:56.65 [2] (0:11.00)	0:45.65 [2] (0:11.25)	0:34.40 [2] (0:11.18)	0:23.22 [3] (0:11.14)	0:12.08 [4] (0:12.08)							
Average Speed [km/h]	53.4	65.7	64.4	64.3	64.4	59.6							
Top Speed [km/h]	65.4	67.1	65.5	65.0	65.6	63.1							
Avg. Dist. to Rail [m]	18.4	1.5	1.0	0.4	1.2	2.1							
Avg. Stride Freq. [Hz]	2.1	2.3	2.3	2.3	2.4	2.3							
Avg. Stride Length [m]	7.8	7.8	7.7	7.6	7.5	7.3							





Doomben QLD Professional

Race 9: LADBROKE IT! QTIS JEWEL PRELUDE 3YO Handicap - 1110m

24 February 2024 - 17:10



BRISBANE
RACING CLUB

Track Rating: Good 4, Weather: Overcast, Rail Position: +2.5m

Section						Overall	1000m	800m	600m	400m	200m	Last 600m	
Field Times						1:04.02 (0:08.13)	0:55.89 (0:10.40)	0:45.49 (0:10.69)	0:34.80 (0:11.46)	0:23.34 (0:11.49)	0:11.85 (0:11.85)	0:34.80	
Rank	TAB	Horse/Jockey	Barrier	Top Speed [km/h]	Fastest Section							Margin	Distance Travelled [m]
1	2	DEFIANT SPIRIT	16	68.9	0:08.86	1:04.02 [1]	0:55.16 [13]	0:44.44 [13]	0:33.63 [13]	0:22.47 [13]	0:11.52 [7]	1:04.02	0:33.63
		Robbie Dolan		800m	Overall	(0:08.86)	(0:10.72)	(0:10.81)	(0:11.16)	(0:10.95)	(0:11.52)		
2	4	HIGHBAR	8	71.0	0:08.23	1:04.33 [2]	0:56.10 [2]	0:45.75 [2]	0:34.79 [4]	0:23.36 [4]	0:12.06 [2]	1.77L	0:34.79 -3
		Mark Du Plessis		1000m	Overall	(0:08.23)	(0:10.35)	(0:10.96)	(0:11.43)	(0:11.30)	(0:12.06)		
3	20	CAPITAL CHASE	4	71.4	0:08.31	1:04.50 [3]	0:56.19 [3]	0:45.97 [1]	0:35.28 [1]	0:23.82 [1]	0:12.33 [1]	2.77L	0:35.28 +0
		Jim Byrne		1000m	Overall	(0:08.31)	(0:10.22)	(0:10.69)	(0:11.46)	(0:11.49)	(0:12.33)		
4	11	SHE'S A ROGUE	5	69.3	0:08.32	1:04.51 [4]	0:56.19 [4]	0:45.60 [5]	0:34.65 [7]	0:23.45 [5]	0:12.10 [4]	2.85L	0:34.65 -6
		Tahlia Fenlon		1000m	Overall	(0:08.32)	(0:10.59)	(0:10.95)	(0:11.20)	(0:11.35)	(0:12.10)		
5	7	KESALUL	7	70.6	0:08.63	1:04.52 [5]	0:55.89 [10]	0:45.43 [9]	0:34.60 [8]	0:23.26 [8]	0:12.07 [6]	2.9L	0:34.60 +0
		Justin Huxtable		1000m	Overall	(0:08.63)	(0:10.46)	(0:10.83)	(0:11.34)	(0:11.19)	(0:12.07)		
6	3	MISHANI ROYALE	20	70.2	0:08.48	1:04.61 [6]	0:56.13 [9]	0:45.44 [10]	0:34.50 [12]	0:23.20 [11]	0:11.84 [10]	3.46L	0:34.50 +2
		Michael Rodd		1000m	Overall	(0:08.48)	(0:10.69)	(0:10.94)	(0:11.30)	(0:11.36)	(0:11.84)		
7	19	LUMENS LENNY	6	69.6	0:08.79	1:04.62 [7]	0:55.83 [12]	0:45.34 [12]	0:34.54 [11]	0:23.24 [9]	0:11.91 [8]	3.5L	0:34.54 -5
		Taylor Marshall		1000m	Overall	(0:08.79)	(0:10.49)	(0:10.80)	(0:11.30)	(0:11.33)	(0:11.91)		
8	5	FEMME FATALE	10	70.9	0:08.13	1:04.78 [8]	0:56.65 [1]	0:46.16 [3]	0:35.35 [3]	0:23.91 [3]	0:12.44 [3]	4.46L	0:35.35 +2
		Cejay Graham		1000m	Overall	(0:08.13)	(0:10.49)	(0:10.81)	(0:11.44)	(0:11.47)	(0:12.44)		
9	16	VINDICTA	12	71.6	0:08.72	1:04.86 [9]	0:56.14 [11]	0:45.67 [11]	0:34.80 [10]	0:23.41 [12]	0:12.06 [11]	4.91L	0:34.80 -2
		Jake Bayliss		1000m	Overall	(0:08.72)	(0:10.47)	(0:10.87)	(0:11.39)	(0:11.35)	(0:12.06)		
10	8	MISHANI GANGSTER	21	70.4	0:08.86	1:05.06 [10]	0:56.20 [14]	0:45.41 [14]	0:34.61 [14]	0:23.36 [14]	0:12.10 [14]	6.08L	0:34.61 +0
		Samantha Collett		800m	Overall	(0:08.86)	(0:10.79)	(0:10.80)	(0:11.25)	(0:11.26)	(0:12.10)		

Scratched: Five Star Vixen (#21), Russian Alliance (#1), Galway Hussler (#13), Epic Proportions (#6), Bohemian Lad (#10), Hyde Park (#12)



Doomben QLD Professional

Race 9: LADBROKE IT! QTIS JEWEL PRELUDE 3YO Handicap - 1110m

24 February 2024 - 17:10



BRISBANE
RACING CLUB

Track Rating: Good 4, Weather: Overcast, Rail Position: +2.5m

Section					Overall	1000m	800m	600m	400m	200m	Last 600m			
Field Times					1:04.02 (0:08.13)	0:55.89 (0:10.40)	0:45.49 (0:10.69)	0:34.80 (0:11.46)	0:23.34 (0:11.49)	0:11.85 (0:11.85)	0:34.80			
Rank	TAB	Horse/Jockey	Barrier	Top Speed [km/h]	Fastest Section							Margin	Distance Travelled [m]	
11	9	SUNNYCOAST	13	71.4	0:08.47	1:05.19 [11]	0:56.72 [8]	0:46.26 [6]	0:35.43 [5]	0:23.99 [6]	0:12.45 [9]	6.87L	0:35.43	-3
		Bailey Wheeler		1000m	Overall	(0:08.47)	(0:10.46)	(0:10.83)	(0:11.44)	(0:11.54)	(0:12.45)			
12	18	ESJAY	3	72.2	0:08.35	1:05.32 [12]	0:56.97 [5]	0:46.70 [3]	0:36.02 [2]	0:24.60 [2]	0:12.88 [5]	7.6L	0:36.02	-7
		Luke Tarrant		1000m	Overall	(0:08.35)	(0:10.27)	(0:10.68)	(0:11.42)	(0:11.72)	(0:12.88)			
13	17	DOYLE	1	68.7	0:08.43	1:05.34 [13]	0:56.91 [6]	0:46.27 [8]	0:35.28 [9]	0:23.93 [10]	0:12.49 [12]	7.72L	0:35.28	-10
		Damien Thornton		1000m	Overall	(0:08.43)	(0:10.64)	(0:10.99)	(0:11.35)	(0:11.44)	(0:12.49)			
14	14	SURREAL ASCOT	15	70.2	0:08.45	1:05.39 [14]	0:56.94 [7]	0:46.42 [7]	0:35.60 [6]	0:24.18 [7]	0:12.48 [13]	8.05L	0:35.60	+3
		Kirk Matheson		1000m	Overall	(0:08.45)	(0:10.52)	(0:10.82)	(0:11.42)	(0:11.70)	(0:12.48)			
15	15	TOP FUN	14	67.7	0:08.97	1:05.56 [15]	0:56.59 [15]	0:45.62 [15]	0:34.75 [15]	0:23.35 [15]	0:12.07 [15]	9.05L	0:34.75	-8
		Angela Jones		800m	Overall	(0:08.97)	(0:10.97)	(0:10.87)	(0:11.40)	(0:11.28)	(0:12.07)			

Scratched: Five Star Vixen (#21), Russian Alliance (#1), Galway Hussler (#13), Epic Proportions (#6), Bohemian Lad (#10), Hyde Park (#12)



Horse/Jockey Name	Defiant Spirit
Final Rank	1
Fastest Section Time (Section)	0:08.86 (Overall)
Top Speed [km/h] (Section)	68.9 (800m)
Race State	Finished

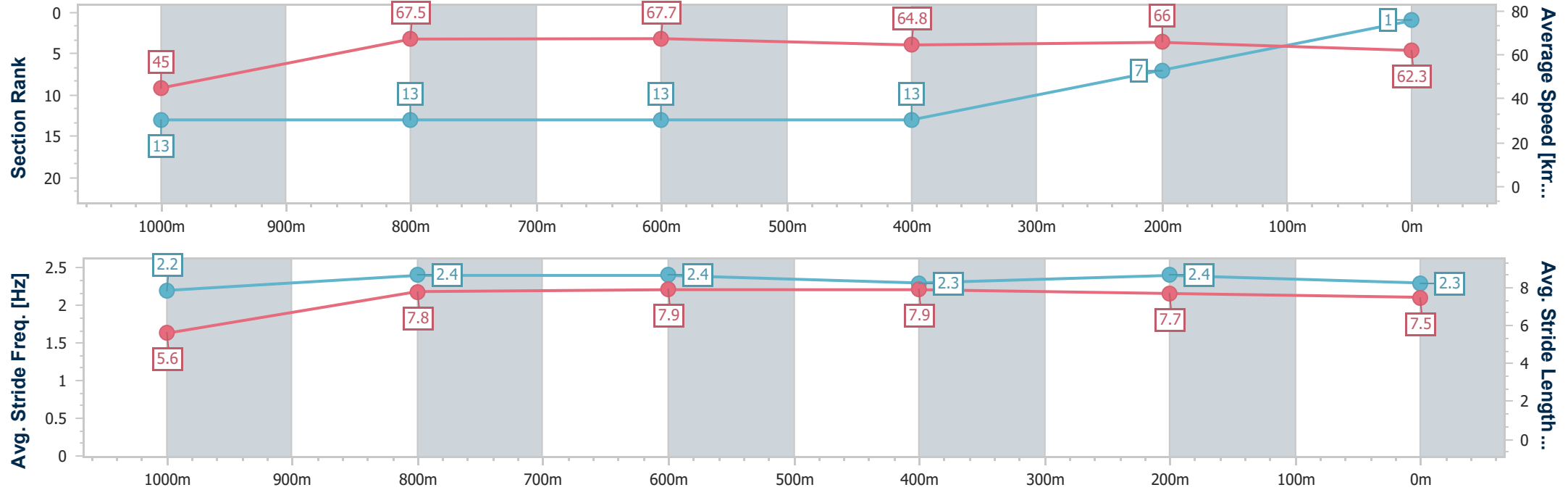


Doomben QLD Professional
Race 9: LADBROKE IT! QTIS JEWEL PRELUDE 3YO Handicap - 1110m
24 February 2024 - 17:10
Track Rating: Good 4, Weather: Overcast, Rail Position: +2.5m



BRISBANE
RACING CLUB

Section	Overall	1000m	800m	600m	400m	200m								
Section Times	1:04.02 [1] (0:08.86)	0:55.16 [13] (0:10.72)	0:44.44 [13] (0:10.81)	0:33.63 [13] (0:11.16)	0:22.47 [13] (0:10.95)	0:11.52 [7] (0:11.52)								
Average Speed [km/h]	45.0	67.5	67.7	64.8	66.0	62.3								
Top Speed [km/h]	65.2	68.2	68.9	66.1	66.8	66.4								
Avg. Dist. to Rail [m]	10.6	3.6	2.4	0.9	3.8	5.4								
Avg. Stride Freq. [Hz]	2.2	2.4	2.4	2.3	2.4	2.3								
Avg. Stride Length [m]	5.6	7.8	7.9	7.9	7.7	7.5								





Horse/Jockey Name	Highbar
Final Rank	2
Fastest Section Time (Section)	0:08.23 (Overall)
Top Speed [km/h] (Section)	71.0 (1000m)
Race State	Finished

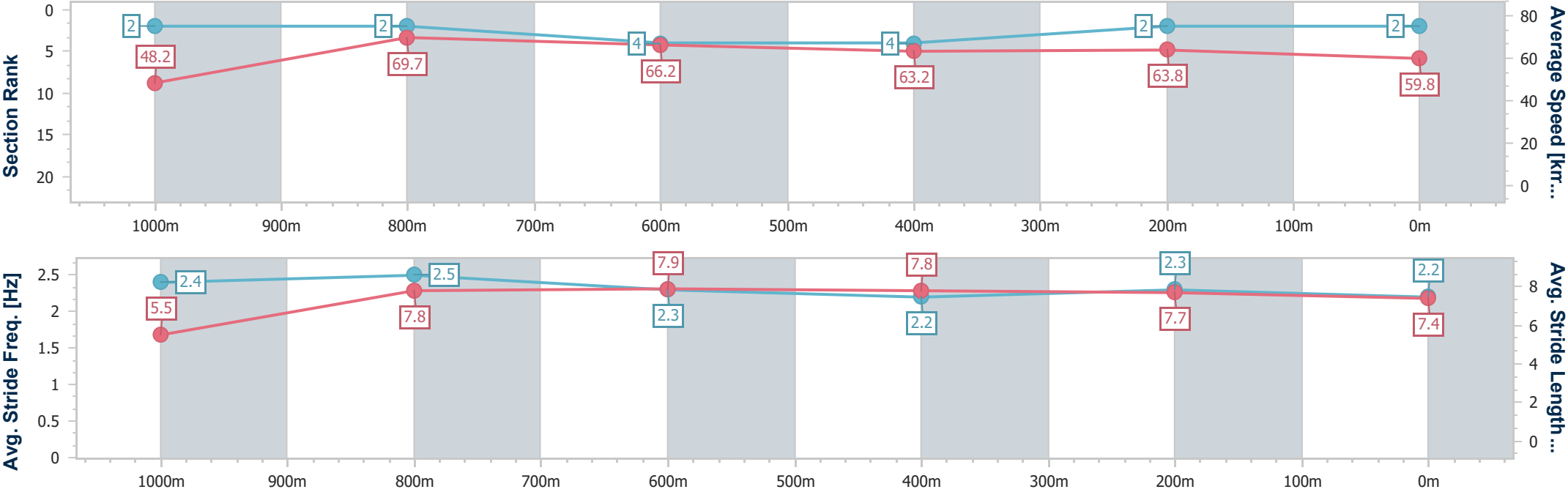


Doomben QLD Professional
Race 9: LADBROKE IT! QTIS JEWEL PRELUDE 3YO Handicap - 1110m
24 February 2024 - 17:10
Track Rating: Good 4, Weather: Overcast, Rail Position: +2.5m



BRISBANE
RACING CLUB

Section	Overall	1000m	800m	600m	400m	200m							
Section Times	1:04.33 [2] (0:08.23)	0:56.10 [2] (0:10.35)	0:45.75 [2] (0:10.96)	0:34.79 [4] (0:11.43)	0:23.36 [4] (0:11.30)	0:12.06 [2] (0:12.06)							
Average Speed [km/h]	48.2	69.7	66.2	63.2	63.8	59.8							
Top Speed [km/h]	68.1	71.0	67.9	65.1	64.9	62.9							
Avg. Dist. to Rail [m]	4.8	2.3	1.0	0.5	2.2	5.0							
Avg. Stride Freq. [Hz]	2.4	2.5	2.3	2.2	2.3	2.2							
Avg. Stride Length [m]	5.5	7.8	7.9	7.8	7.7	7.4							





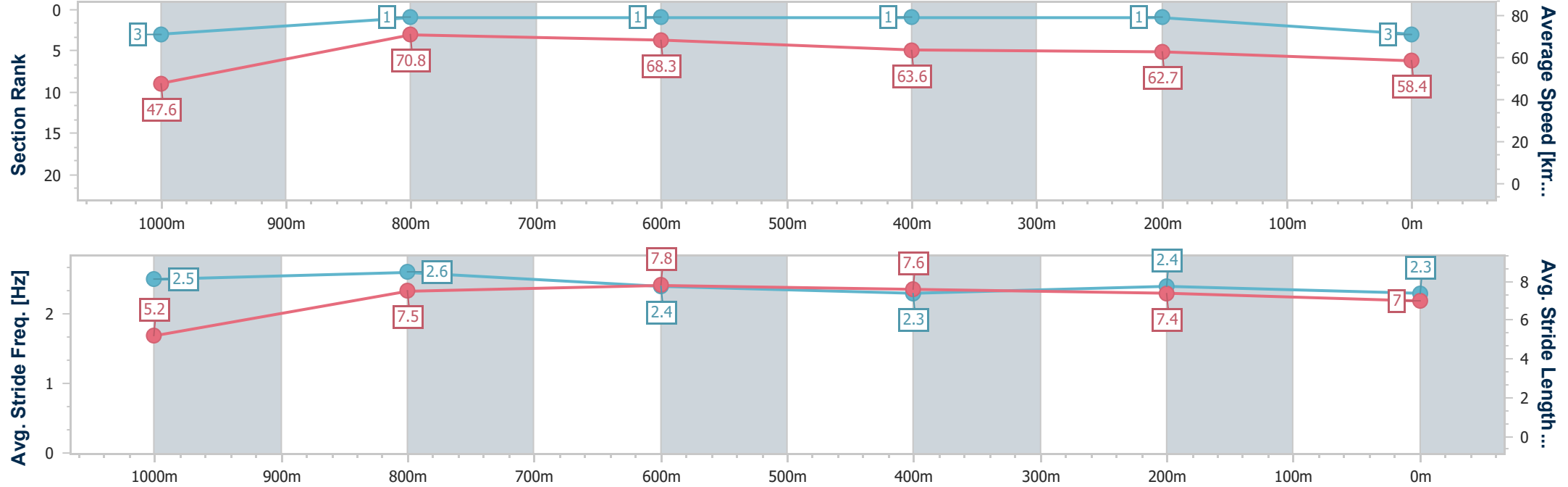
Horse/Jockey Name	Capital Chase
Final Rank	3
Fastest Section Time (Section)	0:08.31 (Overall)
Top Speed [km/h] (Section)	71.4 (1000m)
Race State	Finished



Doomben QLD Professional
Race 9: LADBROKE IT! QTIS JEWEL PRELUDE 3YO Handicap - 1110m
24 February 2024 - 17:10
Track Rating: Good 4, Weather: Overcast, Rail Position: +2.5m



Section	Overall	1000m	800m	600m	400m	200m								
Section Times	1:04.50 [3] (0:08.31)	0:56.19 [3] (0:10.22)	0:45.97 [1] (0:10.69)	0:35.28 [1] (0:11.46)	0:23.82 [1] (0:11.49)	0:12.33 [1] (0:12.33)								
Average Speed [km/h]	47.6	70.8	68.3	63.6	62.7	58.4								
Top Speed [km/h]	68.3	71.4	70.6	65.6	64.8	62.5								
Avg. Dist. to Rail [m]	2.8	1.9	2.8	2.0	2.4	4.6								
Avg. Stride Freq. [Hz]	2.5	2.6	2.4	2.3	2.4	2.3								
Avg. Stride Length [m]	5.2	7.5	7.8	7.6	7.4	7.0								



[] Ranking at each section and finish
- - - - No data available at this section
NA No data available



Horse/Jockey Name	She's A Rogue
Final Rank	4
Fastest Section Time (Section)	0:08.32 (Overall)
Top Speed [km/h] (Section)	69.3 (1000m)
Race State	Finished

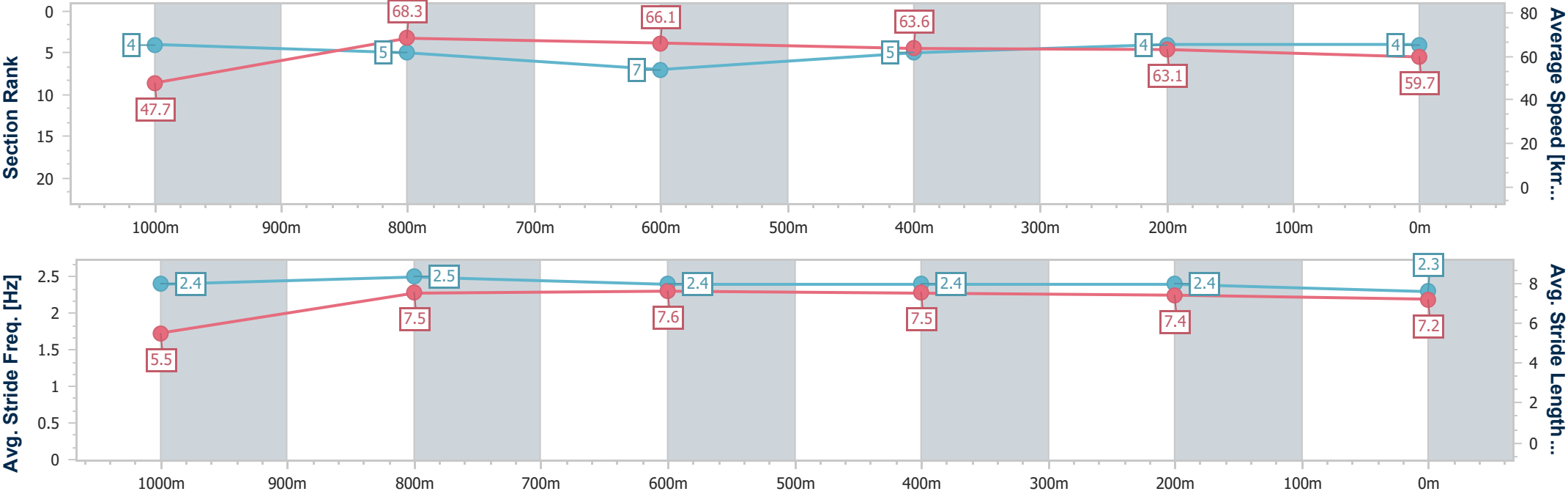


Doomben QLD Professional
Race 9: LADBROKE IT! QTIS JEWEL PRELUDE 3YO Handicap - 1110m
24 February 2024 - 17:10
Track Rating: Good 4, Weather: Overcast, Rail Position: +2.5m



BRISBANE
RACING CLUB

Section	Overall	1000m	800m	600m	400m	200m								
Section Times	1:04.51 [4] (0:08.32)	0:56.19 [4] (0:10.59)	0:45.60 [5] (0:10.95)	0:34.65 [7] (0:11.20)	0:23.45 [5] (0:11.35)	0:12.10 [4] (0:12.10)								
Average Speed [km/h]	47.7	68.3	66.1	63.6	63.1	59.7								
Top Speed [km/h]	67.5	69.3	67.3	65.0	64.1	64.0								
Avg. Dist. to Rail [m]	3.3	2.5	0.9	1.6	1.5	0.7								
Avg. Stride Freq. [Hz]	2.4	2.5	2.4	2.4	2.4	2.3								
Avg. Stride Length [m]	5.5	7.5	7.6	7.5	7.4	7.2								





Horse/Jockey Name	Kesalul
Final Rank	5
Fastest Section Time (Section)	0:08.63 (Overall)
Top Speed [km/h] (Section)	70.6 (1000m)
Race State	Finished

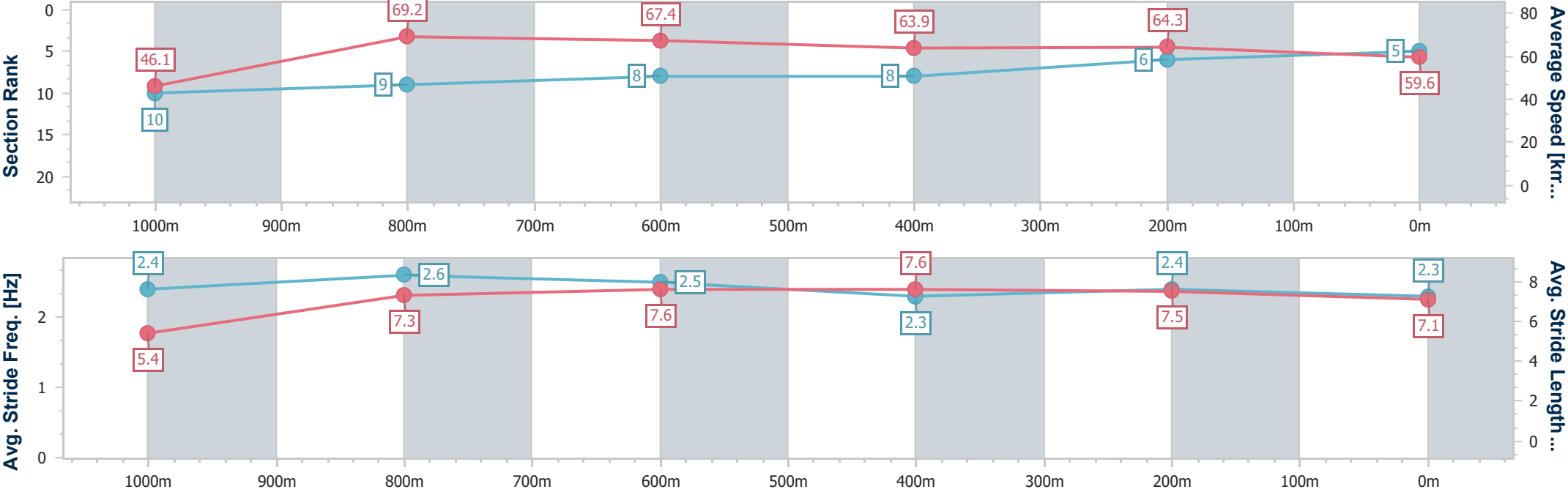


Doomben QLD Professional
Race 9: LADBROKE IT! QTIS JEWEL PRELUDE 3YO Handicap - 1110m
24 February 2024 - 17:10
Track Rating: Good 4, Weather: Overcast, Rail Position: +2.5m



BRISBANE
RACING CLUB

Section	Overall	1000m	800m	600m	400m	200m								
Section Times	1:04.52 [5] (0:08.63)	0:55.89 [10] (0:10.46)	0:45.43 [9] (0:10.83)	0:34.60 [8] (0:11.34)	0:23.26 [8] (0:11.19)	0:12.07 [6] (0:12.07)								
Average Speed [km/h]	46.1	69.2	67.4	63.9	64.3	59.6								
Top Speed [km/h]	65.4	70.6	69.4	66.3	65.2	64.5								
Avg. Dist. to Rail [m]	4.8	2.9	2.6	1.2	2.3	6.1								
Avg. Stride Freq. [Hz]	2.4	2.6	2.5	2.3	2.4	2.3								
Avg. Stride Length [m]	5.4	7.3	7.6	7.6	7.5	7.1								





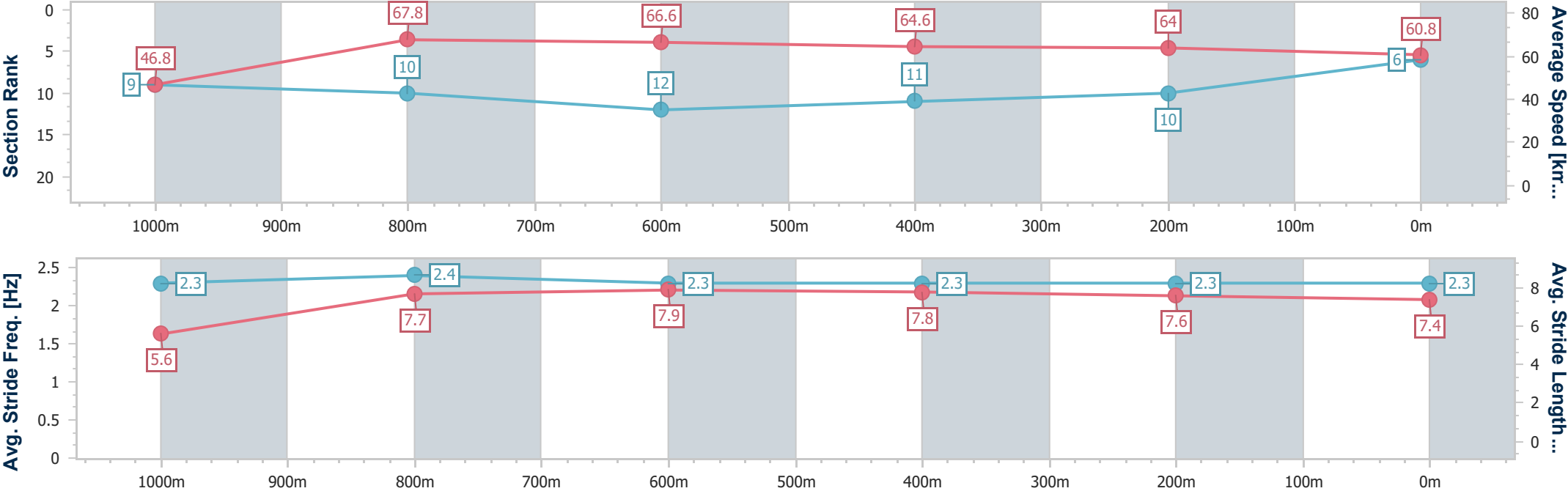
Horse/Jockey Name	Mishani Royale
Final Rank	6
Fastest Section Time (Section)	0:08.48 (Overall)
Top Speed [km/h] (Section)	70.2 (1000m)
Race State	Finished



Doomben QLD Professional
Race 9: LADBROKE IT! QTIS JEWEL PRELUDE 3YO Handicap - 1110m
24 February 2024 - 17:10
Track Rating: Good 4, Weather: Overcast, Rail Position: +2.5m



Section	Overall	1000m	800m	600m	400m	200m							
Section Times	1:04.61 [6] (0:08.48)	0:56.13 [9] (0:10.69)	0:45.44 [10] (0:10.94)	0:34.50 [12] (0:11.30)	0:23.20 [11] (0:11.36)	0:11.84 [10] (0:11.84)							
Average Speed [km/h]	46.8	67.8	66.6	64.6	64.0	60.8							
Top Speed [km/h]	65.6	70.2	67.8	65.8	65.0	63.9							
Avg. Dist. to Rail [m]	11.1	4.3	1.9	2.1	7.5	9.7							
Avg. Stride Freq. [Hz]	2.3	2.4	2.3	2.3	2.3	2.3							
Avg. Stride Length [m]	5.6	7.7	7.9	7.8	7.6	7.4							





Horse/Jockey Name	Lumens Lenny
Final Rank	7
Fastest Section Time (Section)	0:08.79 (Overall)
Top Speed [km/h] (Section)	69.6 (1000m)
Race State	Finished

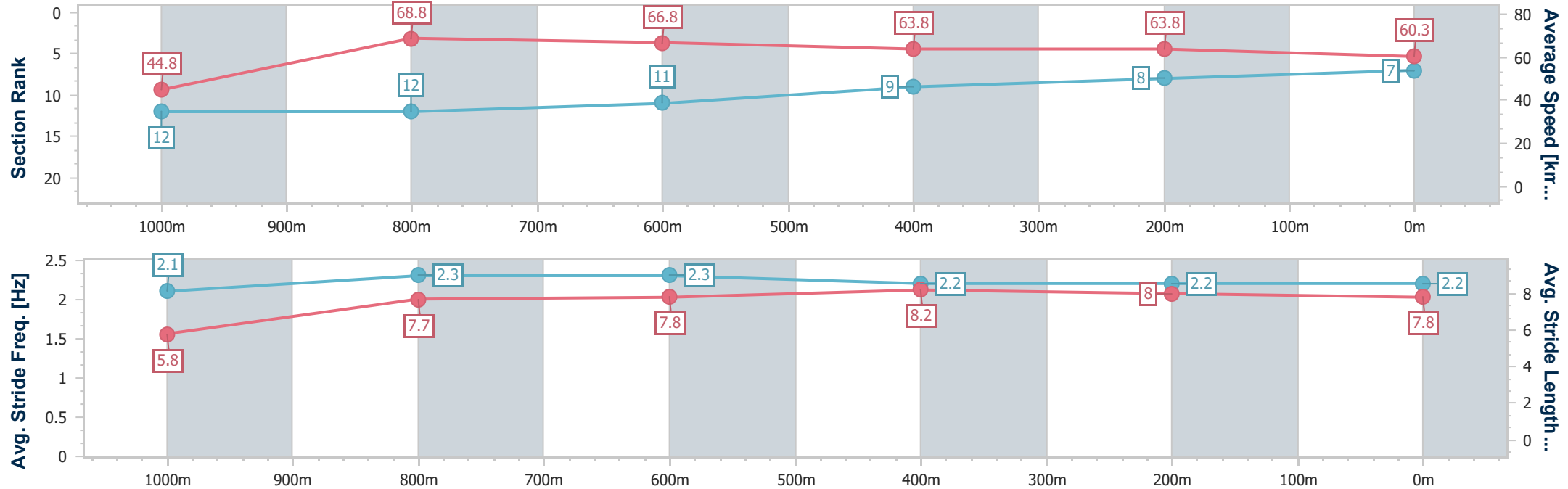


Doomben QLD Professional
Race 9: LADBROKE IT! QTIS JEWEL PRELUDE 3YO Handicap - 1110m
24 February 2024 - 17:10
Track Rating: Good 4, Weather: Overcast, Rail Position: +2.5m



BRISBANE
RACING CLUB

Section	Overall	1000m	800m	600m	400m	200m								
Section Times	1:04.62 [7] (0:08.79)	0:55.83 [12] (0:10.49)	0:45.34 [12] (0:10.80)	0:34.54 [11] (0:11.30)	0:23.24 [9] (0:11.33)	0:11.91 [8] (0:11.91)								
Average Speed [km/h]	44.8	68.8	66.8	63.8	63.8	60.3								
Top Speed [km/h]	66.5	69.6	68.4	64.7	64.4	63.5								
Avg. Dist. to Rail [m]	2.7	0.6	0.3	0.4	2.3	2.2								
Avg. Stride Freq. [Hz]	2.1	2.3	2.3	2.2	2.2	2.2								
Avg. Stride Length [m]	5.8	7.7	7.8	8.2	8.0	7.8								





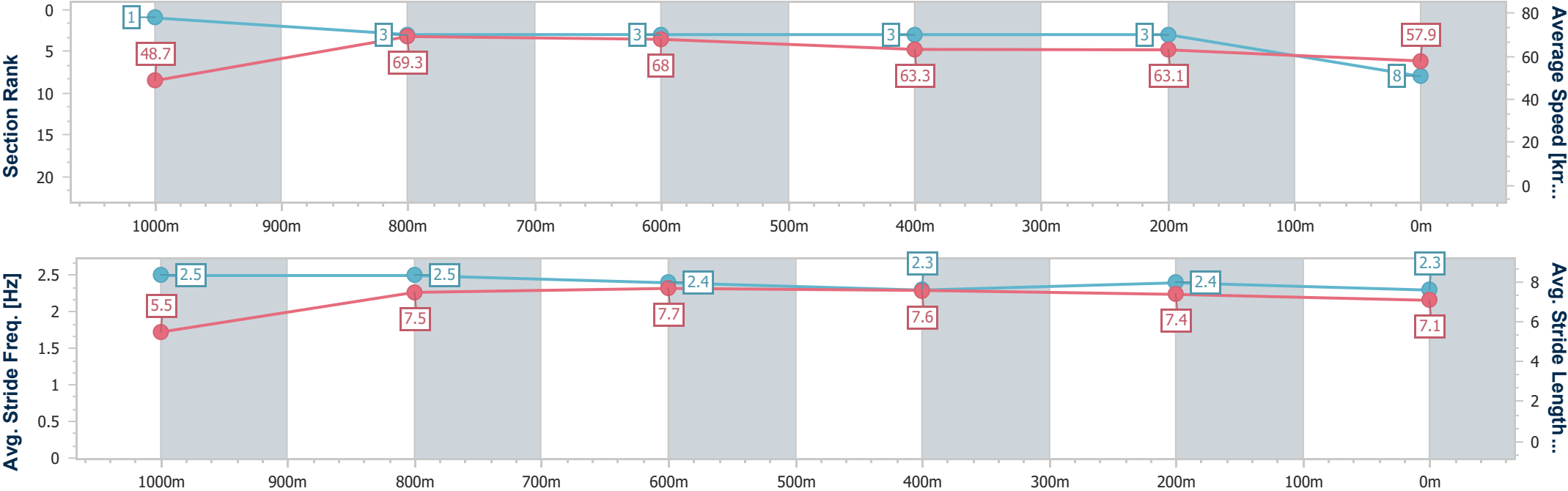
Horse/Jockey Name	Femme Fatale
Final Rank	8
Fastest Section Time (Section)	0:08.13 (Overall)
Top Speed [km/h] (Section)	70.9 (1000m)
Race State	Finished



Doomben QLD Professional
Race 9: LADBROKE IT! QTIS JEWEL PRELUDE 3YO Handicap - 1110m
24 February 2024 - 17:10
Track Rating: Good 4, Weather: Overcast, Rail Position: +2.5m



Section	Overall	1000m	800m	600m	400m	200m							
Section Times	1:04.78 [8] (0:08.13)	0:56.65 [1] (0:10.49)	0:46.16 [3] (0:10.81)	0:35.35 [3] (0:11.44)	0:23.91 [3] (0:11.47)	0:12.44 [3] (0:12.44)							
Average Speed [km/h]	48.7	69.3	68.0	63.3	63.1	57.9							
Top Speed [km/h]	69.3	70.9	68.6	64.2	63.6	61.2							
Avg. Dist. to Rail [m]	6.9	4.9	3.2	1.5	2.7	4.8							
Avg. Stride Freq. [Hz]	2.5	2.5	2.4	2.3	2.4	2.3							
Avg. Stride Length [m]	5.5	7.5	7.7	7.6	7.4	7.1							





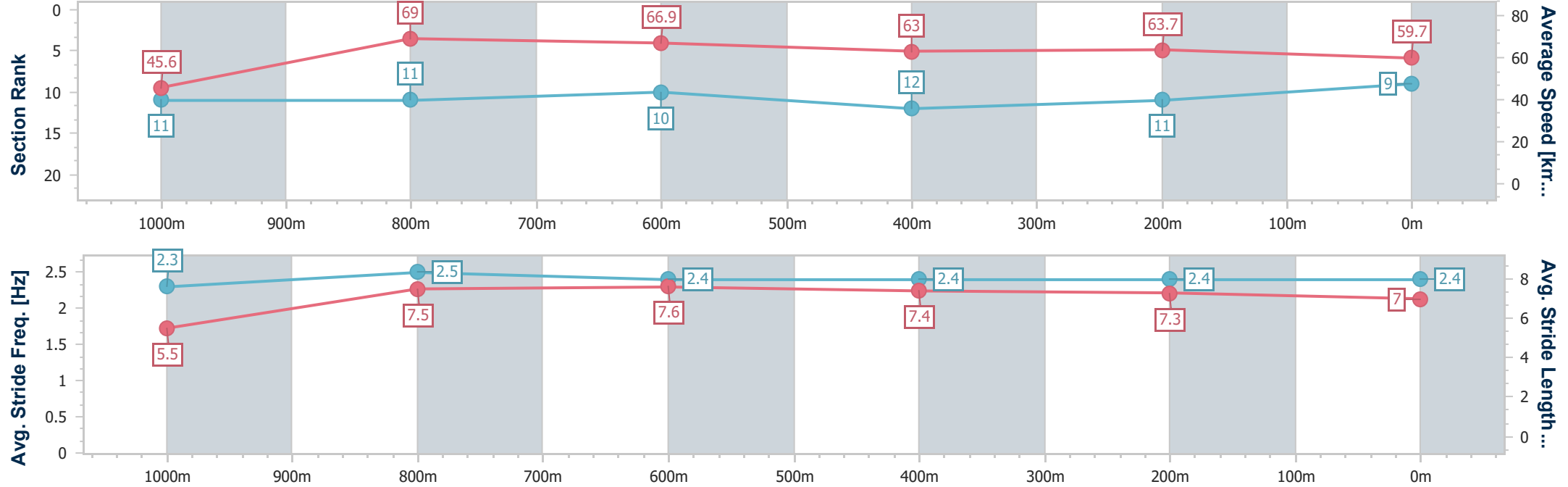
Horse/Jockey Name	Vindicta
Final Rank	9
Fastest Section Time (Section)	0:08.72 (Overall)
Top Speed [km/h] (Section)	71.6 (1000m)
Race State	Finished



Doomben QLD Professional
Race 9: LADBROKE IT! QTIS JEWEL PRELUDE 3YO Handicap - 1110m
24 February 2024 - 17:10
Track Rating: Good 4, Weather: Overcast, Rail Position: +2.5m



Section	Overall	1000m	800m	600m	400m	200m								
Section Times	1:04.86 [9] (0:08.72)	0:56.14 [11] (0:10.47)	0:45.67 [11] (0:10.87)	0:34.80 [10] (0:11.39)	0:23.41 [12] (0:11.35)	0:12.06 [11] (0:12.06)								
Average Speed [km/h]	45.6	69.0	66.9	63.0	63.7	59.7								
Top Speed [km/h]	66.1	71.6	68.0	65.5	64.9	63.5								
Avg. Dist. to Rail [m]	6.6	2.9	1.5	0.6	4.3	7.3								
Avg. Stride Freq. [Hz]	2.3	2.5	2.4	2.4	2.4	2.4								
Avg. Stride Length [m]	5.5	7.5	7.6	7.4	7.3	7.0								





Horse/Jockey Name	Mishani Gangster
Final Rank	10
Fastest Section Time (Section)	0:08.86 (Overall)
Top Speed [km/h] (Section)	70.4 (800m)
Race State	Finished

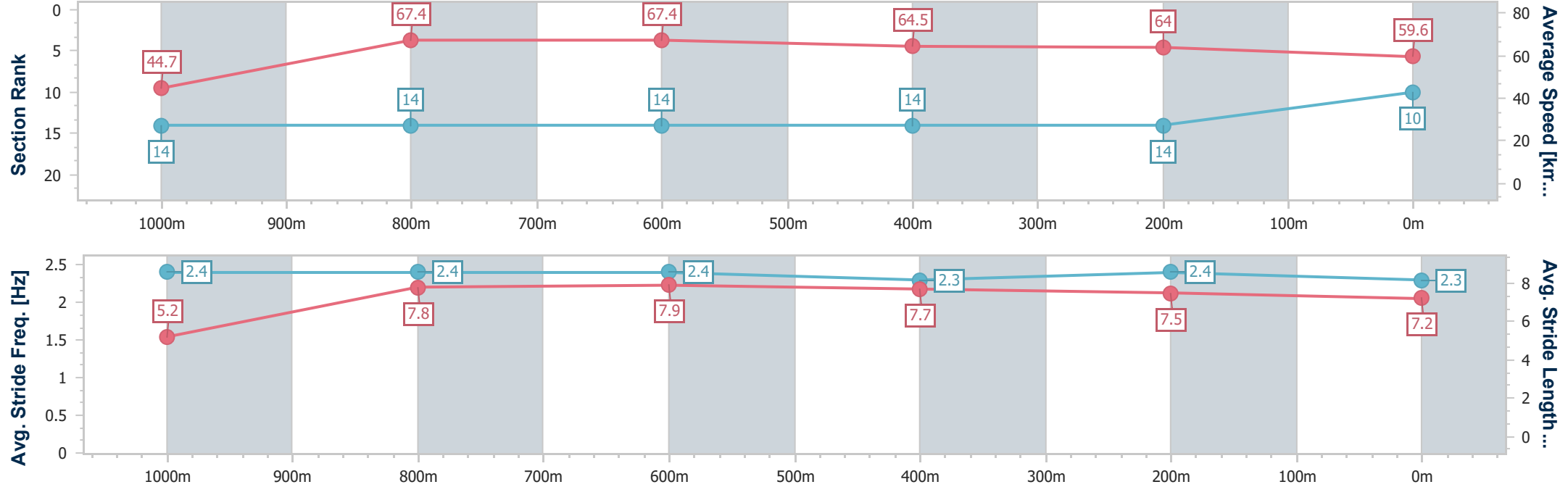


Doomben QLD Professional
Race 9: LADBROKE IT! QTIS JEWEL PRELUDE 3YO Handicap - 1110m
24 February 2024 - 17:10
Track Rating: Good 4, Weather: Overcast, Rail Position: +2.5m



BRISBANE
RACING CLUB

Section	Overall	1000m	800m	600m	400m	200m							
Section Times	1:05.06 [10] (0:08.86)	0:56.20 [14] (0:10.79)	0:45.41 [14] (0:10.80)	0:34.61 [14] (0:11.25)	0:23.36 [14] (0:11.26)	0:12.10 [14] (0:12.10)							
Average Speed [km/h]	44.7	67.4	67.4	64.5	64.0	59.6							
Top Speed [km/h]	64.5	69.8	70.4	65.4	65.5	63.0							
Avg. Dist. to Rail [m]	12.9	4.3	1.9	1.5	1.5	2.4							
Avg. Stride Freq. [Hz]	2.4	2.4	2.4	2.3	2.4	2.3							
Avg. Stride Length [m]	5.2	7.8	7.9	7.7	7.5	7.2							





Horse/Jockey Name	Sunnycoast
Final Rank	11
Fastest Section Time (Section)	0:08.47 (Overall)
Top Speed [km/h] (Section)	71.4 (1000m)
Race State	Finished

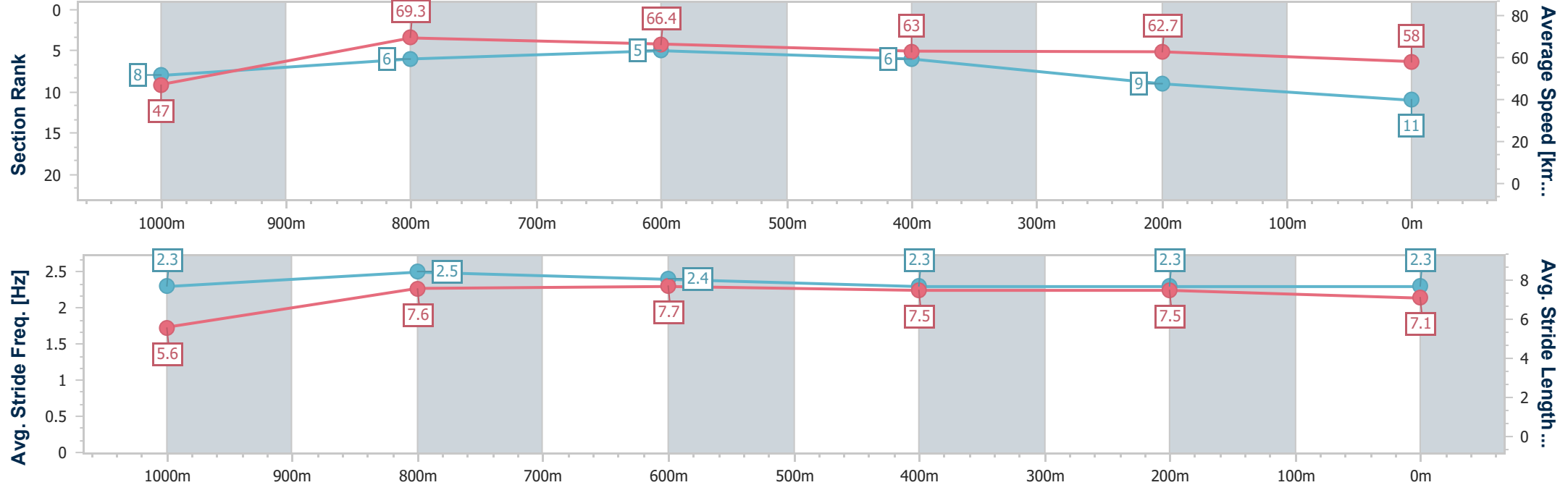


Doomben QLD Professional
Race 9: LADBROKE IT! QTIS JEWEL PRELUDE 3YO Handicap - 1110m
24 February 2024 - 17:10
Track Rating: Good 4, Weather: Overcast, Rail Position: +2.5m



BRISBANE
RACING CLUB

Section	Overall	1000m	800m	600m	400m	200m								
Section Times	1:05.19 [11] (0:08.47)	0:56.72 [8] (0:10.46)	0:46.26 [6] (0:10.83)	0:35.43 [5] (0:11.44)	0:23.99 [6] (0:11.54)	0:12.45 [9] (0:12.45)								
Average Speed [km/h]	47.0	69.3	66.4	63.0	62.7	58.0								
Top Speed [km/h]	68.7	71.4	68.7	65.7	64.6	61.0								
Avg. Dist. to Rail [m]	7.9	3.3	0.3	0.4	4.0	5.9								
Avg. Stride Freq. [Hz]	2.3	2.5	2.4	2.3	2.3	2.3								
Avg. Stride Length [m]	5.6	7.6	7.7	7.5	7.5	7.1								





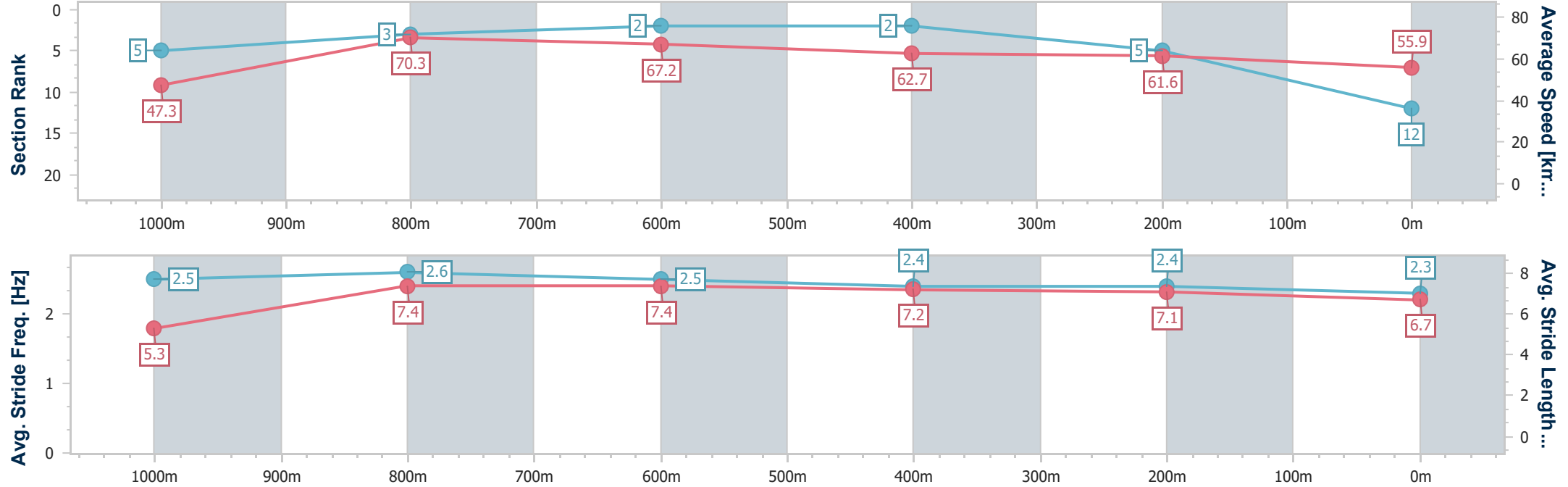
Horse/Jockey Name	Esjay
Final Rank	12
Fastest Section Time (Section)	0:08.35 (Overall)
Top Speed [km/h] (Section)	72.2 (1000m)
Race State	Finished



Doomben QLD Professional
Race 9: LADBROKE IT! QTIS JEWEL PRELUDE 3YO Handicap - 1110m
24 February 2024 - 17:10
Track Rating: Good 4, Weather: Overcast, Rail Position: +2.5m



Section	Overall	1000m	800m	600m	400m	200m							
Section Times	1:05.32 [12] (0:08.35)	0:56.97 [5] (0:10.27)	0:46.70 [3] (0:10.68)	0:36.02 [2] (0:11.42)	0:24.60 [2] (0:11.72)	0:12.88 [5] (0:12.88)							
Average Speed [km/h]	47.3	70.3	67.2	62.7	61.6	55.9							
Top Speed [km/h]	68.1	72.2	69.0	66.8	62.7	59.6							
Avg. Dist. to Rail [m]	1.9	0.6	0.6	0.4	0.6	0.9							
Avg. Stride Freq. [Hz]	2.5	2.6	2.5	2.4	2.4	2.3							
Avg. Stride Length [m]	5.3	7.4	7.4	7.2	7.1	6.7							





Horse/Jockey Name	Doyle
Final Rank	13
Fastest Section Time (Section)	0:08.43 (Overall)
Top Speed [km/h] (Section)	68.7 (1000m)
Race State	Finished

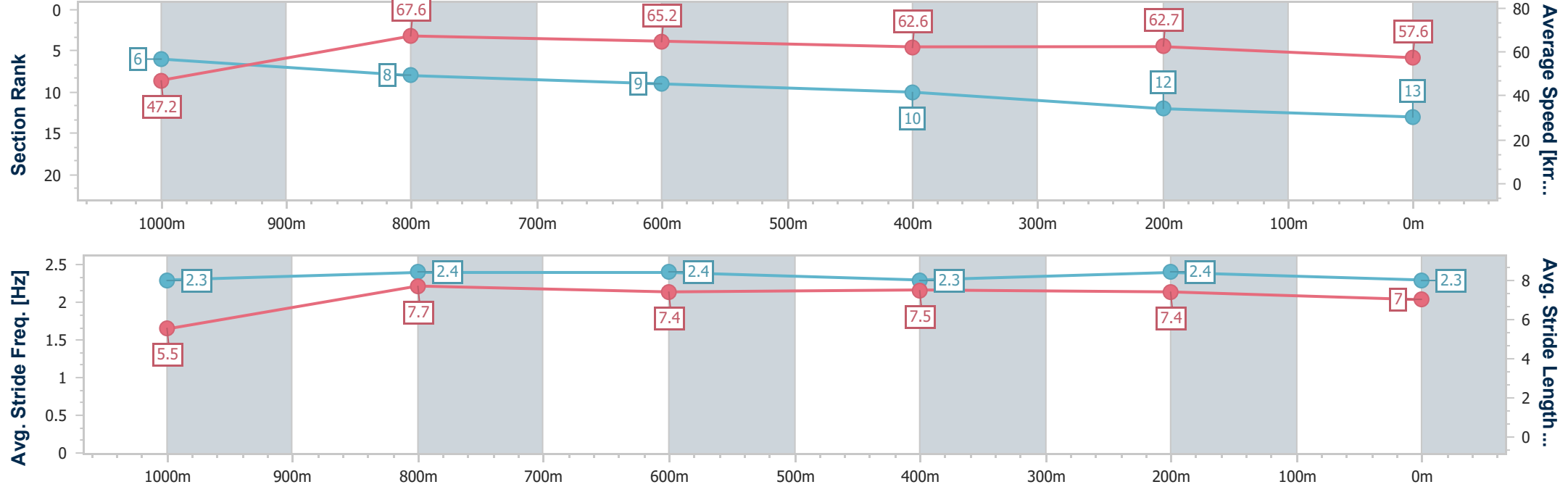


Doomben QLD Professional
Race 9: LADBROKE IT! QTIS JEWEL PRELUDE 3YO Handicap - 1110m
24 February 2024 - 17:10
Track Rating: Good 4, Weather: Overcast, Rail Position: +2.5m



BRISBANE
RACING CLUB

Section	Overall	1000m	800m	600m	400m	200m							
Section Times	1:05.34 [13] (0:08.43)	0:56.91 [6] (0:10.64)	0:46.27 [8] (0:10.99)	0:35.28 [9] (0:11.35)	0:23.93 [10] (0:11.44)	0:12.49 [12] (0:12.49)							
Average Speed [km/h]	47.2	67.6	65.2	62.6	62.7	57.6							
Top Speed [km/h]	65.7	68.7	67.6	63.3	63.5	61.9							
Avg. Dist. to Rail [m]	0.2	0.3	1.0	1.8	1.3	1.4							
Avg. Stride Freq. [Hz]	2.3	2.4	2.4	2.3	2.4	2.3							
Avg. Stride Length [m]	5.5	7.7	7.4	7.5	7.4	7.0							





Horse/Jockey Name	Surreal Ascot
Final Rank	14
Fastest Section Time (Section)	0:08.45 (Overall)
Top Speed [km/h] (Section)	70.2 (1000m)
Race State	Finished

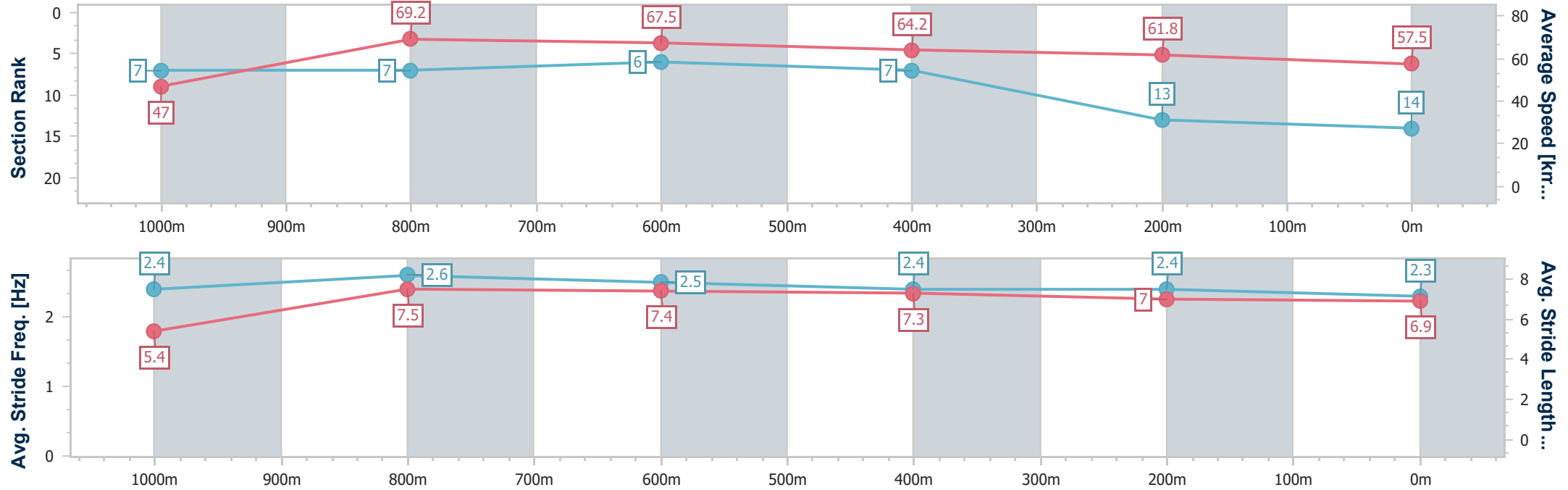


Doomben QLD Professional
Race 9: LADBROKE IT! QTIS JEWEL PRELUDE 3YO Handicap - 1110m
24 February 2024 - 17:10
Track Rating: Good 4, Weather: Overcast, Rail Position: +2.5m



BRISBANE
RACING CLUB

Section	Overall	1000m	800m	600m	400m	200m							
Section Times	1:05.39 [14] (0:08.45)	0:56.94 [7] (0:10.52)	0:46.42 [7] (0:10.82)	0:35.60 [6] (0:11.42)	0:24.18 [7] (0:11.70)	0:12.48 [13] (0:12.48)							
Average Speed [km/h]	47.0	69.2	67.5	64.2	61.8	57.5							
Top Speed [km/h]	67.6	70.2	69.0	65.7	63.3	60.9							
Avg. Dist. to Rail [m]	9.7	5.0	3.3	2.6	4.4	6.7							
Avg. Stride Freq. [Hz]	2.4	2.6	2.5	2.4	2.4	2.3							
Avg. Stride Length [m]	5.4	7.5	7.4	7.3	7.0	6.9							





Horse/Jockey Name	Top Fun
Final Rank	15
Fastest Section Time (Section)	0:08.97 (Overall)
Top Speed [km/h] (Section)	67.7 (800m)
Race State	Finished

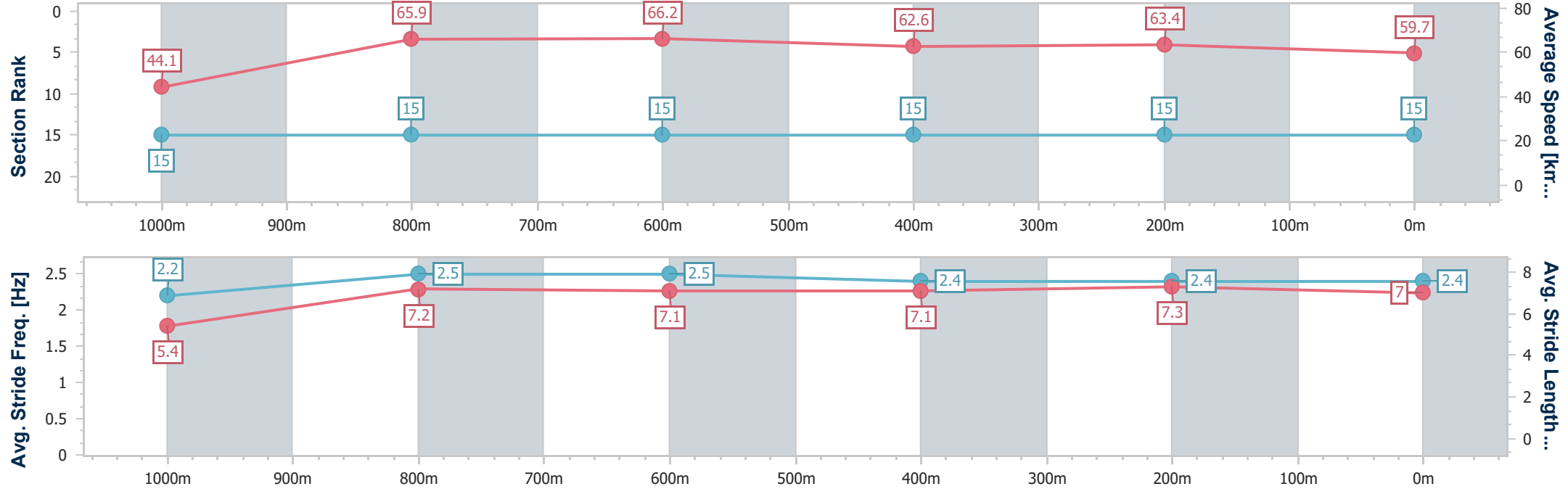


Doomben QLD Professional
Race 9: LADBROKE IT! QTIS JEWEL PRELUDE 3YO Handicap - 1110m
24 February 2024 - 17:10
Track Rating: Good 4, Weather: Overcast, Rail Position: +2.5m



BRISBANE
RACING CLUB

Section	Overall	1000m	800m	600m	400m	200m							
Section Times	1:05.56 [15] (0:08.97)	0:56.59 [15] (0:10.97)	0:45.62 [15] (0:10.87)	0:34.75 [15] (0:11.40)	0:23.35 [15] (0:11.28)	0:12.07 [15] (0:12.07)							
Average Speed [km/h]	44.1	65.9	66.2	62.6	63.4	59.7							
Top Speed [km/h]	63.3	67.3	67.7	65.2	64.7	63.8							
Avg. Dist. to Rail [m]	9.0	1.7	0.8	1.6	2.5	0.9							
Avg. Stride Freq. [Hz]	2.2	2.5	2.5	2.4	2.4	2.4							
Avg. Stride Length [m]	5.4	7.2	7.1	7.1	7.3	7.0							





Doomben QLD Professional
Race 10: XXXX OPEN Handicap - 1615m
24 February 2024 - 17:52



Track Rating: Good 4, Weather: Overcast, Rail Position: +2.5m

Section						Overall	1400m	1200m	1000m	800m	600m	400m	Last 600m	
Field Times						1:36.34 (0:14.76)	1:21.58 (0:11.49)	1:10.09 (0:11.60)	0:58.49 (0:11.45)	0:47.04 (0:11.67)	0:35.37 (0:11.77)	0:23.60 (0:11.46)	0:35.37	
Rank	TAB	Horse/Jockey	Barrier	Top Speed [km/h]	Fastest Section									Distance Travelled [m]
1	12	SEA RAIDER	13	65.0	0:11.31	1:36.34 [1]	1:21.08 [5]	1:09.60 [6]	0:58.29 [3]	0:46.91 [2]	0:35.28 [2]	0:23.60 [1]	0:35.28	
		Damien Thornton		1400m	1200m	(0:15.26)	(0:11.48)	(0:11.31)	(0:11.38)	(0:11.63)	(0:11.68)	(0:11.46)		
2	3	DAYTONA BAY	11	65.6	0:11.45	1:36.48 [2]	1:21.72 [1]	1:10.20 [2]	0:58.52 [2]	0:46.88 [3]	0:35.25 [3]	0:23.61 [2]	0:35.25	+1
		James Orman		Overall	400m	(0:14.76)	(0:11.52)	(0:11.68)	(0:11.64)	(0:11.63)	(0:11.64)	(0:11.45)		
3	10	THE ELANORA	14	66.8	0:11.23	1:36.53 [3]	1:21.53 [3]	1:10.05 [3]	0:58.29 [4]	0:46.66 [5]	0:34.99 [5]	0:23.35 [6]	0:34.99	+9
		Angela Jones		400m	400m	(0:15.00)	(0:11.48)	(0:11.76)	(0:11.63)	(0:11.67)	(0:11.64)	(0:11.23)		
4	1	OSCAR ZULU	2	64.6	0:11.40	1:36.60 [4]	1:21.37 [4]	1:09.97 [4]	0:58.36 [4]	0:46.81 [4]	0:35.33 [4]	0:23.44 [5]	0:35.33	-3
		Tahlia Fenlon		400m	1400m	(0:15.23)	(0:11.40)	(0:11.61)	(0:11.55)	(0:11.48)	(0:11.89)	(0:11.52)		
5	8	SHOPPING ESPRIT	4	64.5	0:11.43	1:36.61 [5]	1:21.05 [9]	1:09.62 [9]	0:58.13 [8]	0:46.51 [8]	0:34.98 [8]	0:23.40 [7]	0:34.98	-1
		Mark Du Plessis		1200m	1400m	(0:15.56)	(0:11.43)	(0:11.49)	(0:11.62)	(0:11.53)	(0:11.58)	(0:11.50)		
6	14	INDIAN DREAMER	7	65.0	0:11.29	1:36.62 [6]	1:20.77 [13]	1:09.17 [13]	0:57.53 [13]	0:45.95 [13]	0:34.42 [13]	0:22.88 [12]	0:34.42	+4
		Robbie Dolan		400m	400m	(0:15.85)	(0:11.60)	(0:11.64)	(0:11.58)	(0:11.53)	(0:11.54)	(0:11.29)		
7	11	TREVELYAN	6	65.4	0:11.33	1:36.63 [7]	1:21.28 [8]	1:09.95 [5]	0:58.36 [6]	0:46.63 [6]	0:35.07 [6]	0:23.23 [9]	0:35.07	+11
		Melea Castle		1400m	1400m	(0:15.35)	(0:11.33)	(0:11.59)	(0:11.73)	(0:11.56)	(0:11.84)	(0:11.40)		
8	13	WAPITI	3	65.7	0:11.52	1:36.69 [8]	1:21.37 [7]	1:09.85 [7]	0:58.25 [7]	0:46.64 [7]	0:35.11 [7]	0:23.59 [4]	0:35.11	+3
		Nikita Beriman		800m	1400m	(0:15.32)	(0:11.52)	(0:11.60)	(0:11.61)	(0:11.53)	(0:11.52)	(0:11.60)		
9	4	SNEAK PREVIEW	5	65.2	0:11.27	1:37.14 [9]	1:21.47 [11]	1:09.91 [12]	0:58.34 [12]	0:46.67 [12]	0:35.07 [12]	0:23.39 [13]	0:35.07	+1
		Cejay Graham		400m	400m	(0:15.67)	(0:11.56)	(0:11.57)	(0:11.67)	(0:11.60)	(0:11.68)	(0:11.27)		
10	9	STUCK WITH YOU	9	64.4	0:11.47	1:37.39 [10]	1:21.78 [10]	1:10.31 [10]	0:58.80 [10]	0:47.13 [10]	0:35.53 [11]	0:23.91 [10]	0:35.53	+4
		Jake Bayliss		1400m	1400m	(0:15.61)	(0:11.47)	(0:11.51)	(0:11.67)	(0:11.60)	(0:11.62)	(0:11.48)		

Scratched: Wairere Falls (#15), Heleva Deel (#16), Bettcha The Crown (#5)



Doomben QLD Professional
Race 10: XXXX OPEN Handicap - 1615m
24 February 2024 - 17:52



Track Rating: Good 4, Weather: Overcast, Rail Position: +2.5m

Section						Overall	1400m	1200m	1000m	800m	600m	400m	Last 600m		
Field Times						1:36.34 (0:14.76)	1:21.58 (0:11.49)	1:10.09 (0:11.60)	0:58.49 (0:11.45)	0:47.04 (0:11.67)	0:35.37 (0:11.77)	0:23.60 (0:11.46)	0:35.37		
Rank	TAB	Horse/Jockey	Barrier	Top Speed [km/h]	Fastest Section										Distance Travelled [m]
11	7	ROUSSEAU	12	64.0	0:11.35	1:37.73 [11]	1:21.92 [12]	1:10.54 [11]	0:58.98 [11]	0:47.31 [11]	0:35.96 [9]	0:24.42 [8]	0:35.96	-7	
		Bailey Wheeler		1200m	800m	(0:15.81)	(0:11.38)	(0:11.56)	(0:11.67)	(0:11.35)	(0:11.54)	(0:11.79)			
12	2	SEAT OF POWER	16	64.3	0:11.53	1:38.02 [12]	1:22.75 [6]	1:11.07 [8]	0:59.54 [9]	0:47.82 [9]	0:36.17 [10]	0:24.45 [11]	0:36.17	+10	
		Ryan Maloney		Overall	1200m	(0:15.27)	(0:11.68)	(0:11.53)	(0:11.72)	(0:11.65)	(0:11.72)	(0:11.67)			
13	6	RITANI	8	65.2	0:11.34	1:38.05 [13]	1:23.14 [2]	1:11.80 [1]	1:00.20 [1]	0:48.75 [1]	0:37.08 [1]	0:25.16 [3]	0:37.08	-7	
		Marnu Potgieter		1400m	1400m	(0:14.91)	(0:11.34)	(0:11.60)	(0:11.45)	(0:11.67)	(0:11.92)	(0:12.10)			

Scratched: Wairere Falls (#15), Heleva Deel (#16), Bettcha The Crown (#5)



Doomben QLD Professional
Race 10: XXXX OPEN Handicap - 1615m
24 February 2024 - 17:52



Track Rating: Good 4, Weather: Overcast, Rail Position: +2.5m

Section							200m			Last 600m		
Field Times							0:12.14			0:35.37		
							(0:12.14)					
Rank	TAB	Horse/Jockey	Barrier	Top Speed [km/h]	Fastest Section	Margin				Distance Travelled [m]		
1	12	SEA RAIDER	13	65.0	0:11.31	0:12.14 [1]	1:36.34			0:35.28		
		Damien Thornton		1400m	1200m	(0:12.14)						
2	3	DAYTONA BAY	11	65.6	0:11.45	0:12.16 [2]	0.83L			0:35.25	+1	
		James Orman		Overall	400m	(0:12.16)						
3	10	THE ELANORA	14	66.8	0:11.23	0:12.12 [3]	1.08L			0:34.99	+9	
		Angela Jones		400m	400m	(0:12.12)						
4	1	OSCAR ZULU	2	64.6	0:11.40	0:11.92 [4]	1.52L			0:35.33	-3	
		Tahlia Fenlon		400m	1400m	(0:11.92)						
5	8	SHOPPING ESPRIT	4	64.5	0:11.43	0:11.90 [6]	1.58L			0:34.98	-1	
		Mark Du Plessis		1200m	1400m	(0:11.90)						
6	14	INDIAN DREAMER	7	65.0	0:11.29	0:11.59 [11]	1.64L			0:34.42	+4	
		Robbie Dolan		400m	400m	(0:11.59)						
7	11	TREVELYAN	6	65.4	0:11.33	0:11.83 [7]	1.71L			0:35.07	+11	
		Melea Castle		1400m	1400m	(0:11.83)						
8	13	WAPITI	3	65.7	0:11.52	0:11.99 [5]	2.02L			0:35.11	+3	
		Nikita Beriman		800m	1400m	(0:11.99)						
9	4	SNEAK PREVIEW	5	65.2	0:11.27	0:12.12 [10]	4.68L			0:35.07	+1	
		Cejay Graham		400m	400m	(0:12.12)						
10	9	STUCK WITH YOU	9	64.4	0:11.47	0:12.43 [8]	6.17L			0:35.53	+4	
		Jake Bayliss		1400m	1400m	(0:12.43)						

Scratched: Wairere Falls (#15), Heleva Deel (#16), Bettcha The Crown (#5)

Report Created: Sat 24 February 2024 18:14 GMT+ (Note: Timing is based on position data)

Page 3/17

[] Ranking at each section and finish
-:-:- No data available at this section
NA No data available

SCN Saddle cloth number
DNF Did not finish
DNT Did not track

data processed by  TRIPLESDATA



Doomben QLD Professional
Race 10: XXXX OPEN Handicap - 1615m
24 February 2024 - 17:52



Track Rating: Good 4, Weather: Overcast, Rail Position: +2.5m

Section Field Times		200m 0:12.14 (0:12.14)		Last 600m 0:35.37					
Rank	TAB Horse/Jockey	Barrier	Top Speed [km/h]	Fastest Section	Margin			Distance Travelled [m]	
11	7 ROUSSEAU	12	64.0	0:11.35	0:12.63 [12]	8.15L		0:35.96	-7
	Bailey Wheeler		1200m	800m	(0:12.63)				
12	2 SEAT OF POWER	16	64.3	0:11.53	0:12.78 [13]	9.88L		0:36.17	+10
	Ryan Maloney		Overall	1200m	(0:12.78)				
13	6 RITANI	8	65.2	0:11.34	0:13.06 [9]	10.04L		0:37.08	-7
	Marnu Potgieter		1400m	1400m	(0:13.06)				

Scratched: Wairere Falls (#15), Heleva Deel (#16), Bettcha The Crown (#5)



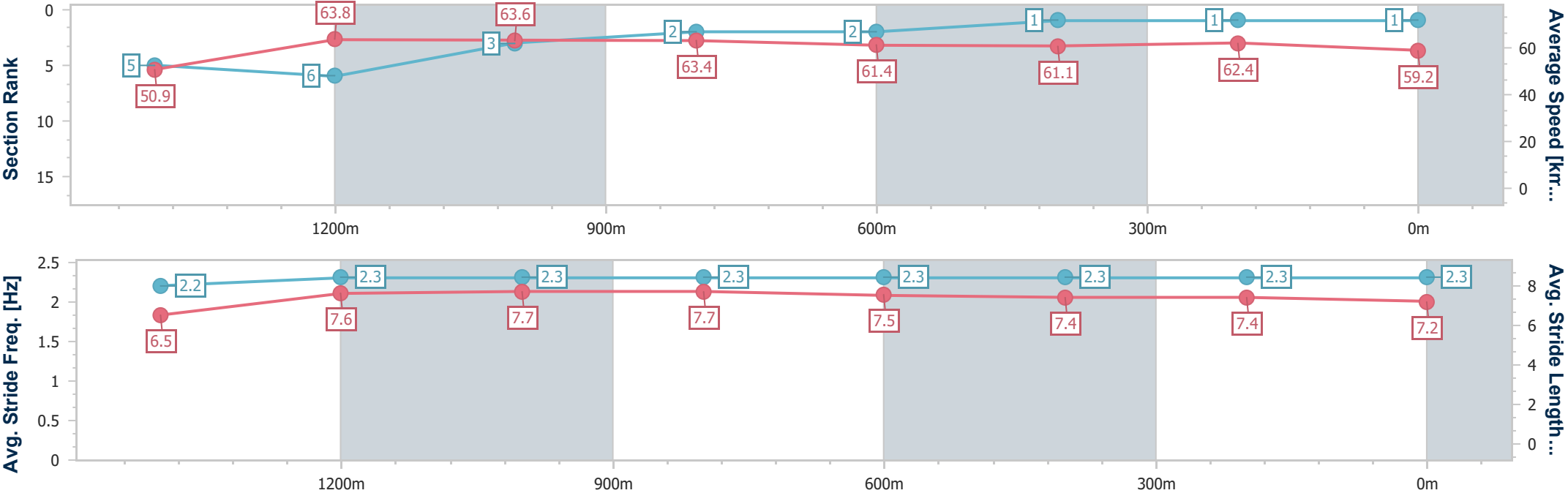
Horse/Jockey Name	Sea Raider
Final Rank	1
Fastest Section Time (Section)	0:11.31 (1200m)
Top Speed [km/h] (Section)	65.0 (1400m)
Race State	Finished



Doomben QLD Professional
Race 10: XXXX OPEN Handicap - 1615m
24 February 2024 - 17:52
Track Rating: Good 4, Weather: Overcast, Rail Position: +2.5m



Section	Overall	1400m	1200m	1000m	800m	600m	400m	200m					
Section Times	1:36.34 [1] (0:15.26)	1:21.08 [5] (0:11.48)	1:09.60 [6] (0:11.31)	0:58.29 [3] (0:11.38)	0:46.91 [2] (0:11.63)	0:35.28 [2] (0:11.68)	0:23.60 [1] (0:11.46)	0:12.14 [1] (0:12.14)					
Average Speed [km/h]	50.9	63.8	63.6	63.4	61.4	61.1	62.4	59.2					
Top Speed [km/h]	64.4	65.0	64.4	64.7	62.6	62.3	64.4	61.8					
Avg. Dist. to Rail [m]	5.4	3.0	2.0	0.7	0.8	1.5	3.5	1.0					
Avg. Stride Freq. [Hz]	2.2	2.3	2.3	2.3	2.3	2.3	2.3	2.3					
Avg. Stride Length [m]	6.5	7.6	7.7	7.7	7.5	7.4	7.4	7.2					





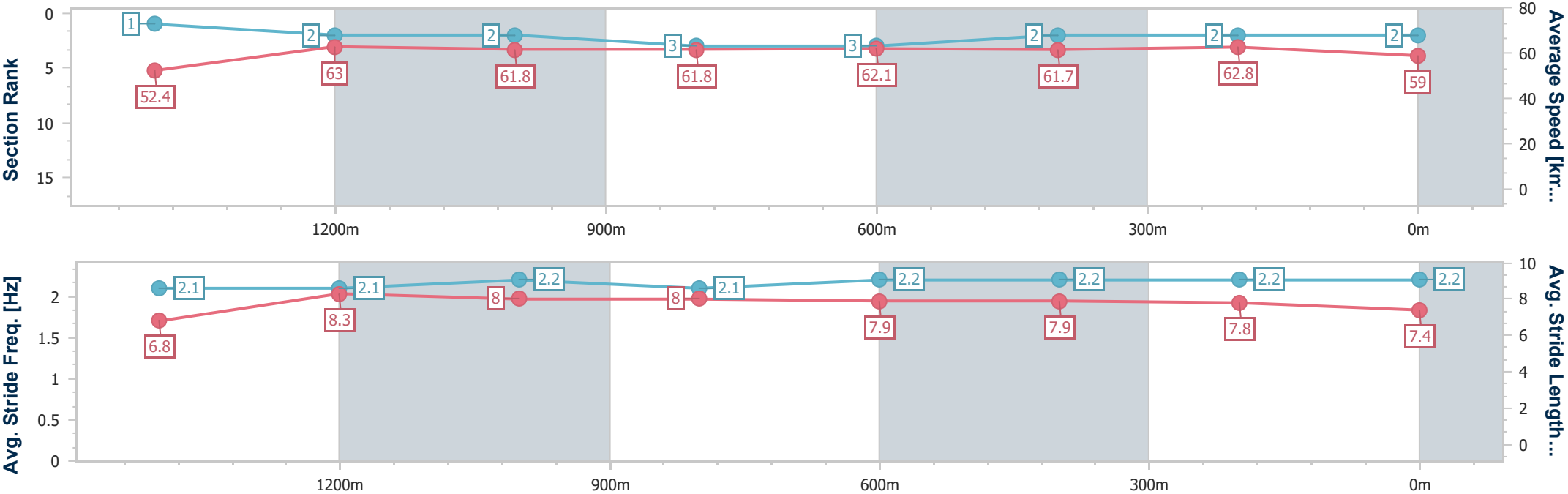
Horse/Jockey Name	Daytona Bay
Final Rank	2
Fastest Section Time (Section)	0:11.45 (400m)
Top Speed [km/h] (Section)	65.6 (Overall)
Race State	Finished



Doomben QLD Professional
Race 10: XXXX OPEN Handicap - 1615m
24 February 2024 - 17:52
Track Rating: Good 4, Weather: Overcast, Rail Position: +2.5m



Section	Overall	1400m	1200m	1000m	800m	600m	400m	200m					
Section Times	1:36.48 [2] (0:14.76)	1:21.72 [1] (0:11.52)	1:10.20 [2] (0:11.68)	0:58.52 [2] (0:11.64)	0:46.88 [3] (0:11.63)	0:35.25 [3] (0:11.64)	0:23.61 [2] (0:11.45)	0:12.16 [2] (0:12.16)					
Average Speed [km/h]	52.4	63.0	61.8	61.8	62.1	61.7	62.8	59.0					
Top Speed [km/h]	65.6	65.0	62.5	62.8	63.2	62.8	63.9	62.3					
Avg. Dist. to Rail [m]	4.5	0.8	1.6	0.8	0.6	0.7	1.0	2.3					
Avg. Stride Freq. [Hz]	2.1	2.1	2.2	2.1	2.2	2.2	2.2	2.2					
Avg. Stride Length [m]	6.8	8.3	8.0	8.0	7.9	7.9	7.8	7.4					





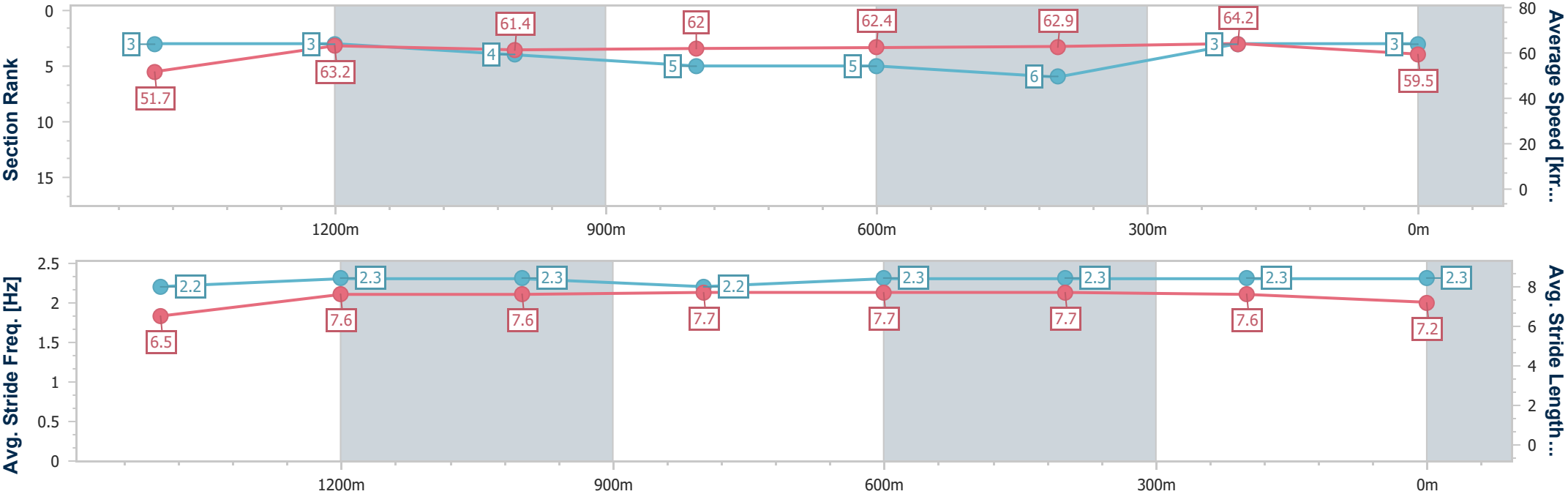
Horse/Jockey Name	The Elanora
Final Rank	3
Fastest Section Time (Section)	0:11.23 (400m)
Top Speed [km/h] (Section)	66.8 (400m)
Race State	Finished



Doomben QLD Professional
Race 10: XXXX OPEN Handicap - 1615m
24 February 2024 - 17:52
Track Rating: Good 4, Weather: Overcast, Rail Position: +2.5m



Section	Overall	1400m	1200m	1000m	800m	600m	400m	200m					
Section Times	1:36.53 [3] (0:15.00)	1:21.53 [3] (0:11.48)	1:10.05 [3] (0:11.76)	0:58.29 [4] (0:11.63)	0:46.66 [5] (0:11.67)	0:34.99 [5] (0:11.64)	0:23.35 [6] (0:11.23)	0:12.12 [3] (0:12.12)					
Average Speed [km/h]	51.7	63.2	61.4	62.0	62.4	62.9	64.2	59.5					
Top Speed [km/h]	63.8	64.8	62.7	63.3	63.5	63.9	66.8	63.3					
Avg. Dist. to Rail [m]	5.6	1.5	2.0	1.2	2.3	2.5	2.7	3.7					
Avg. Stride Freq. [Hz]	2.2	2.3	2.3	2.2	2.3	2.3	2.3	2.3					
Avg. Stride Length [m]	6.5	7.6	7.6	7.7	7.7	7.7	7.6	7.2					





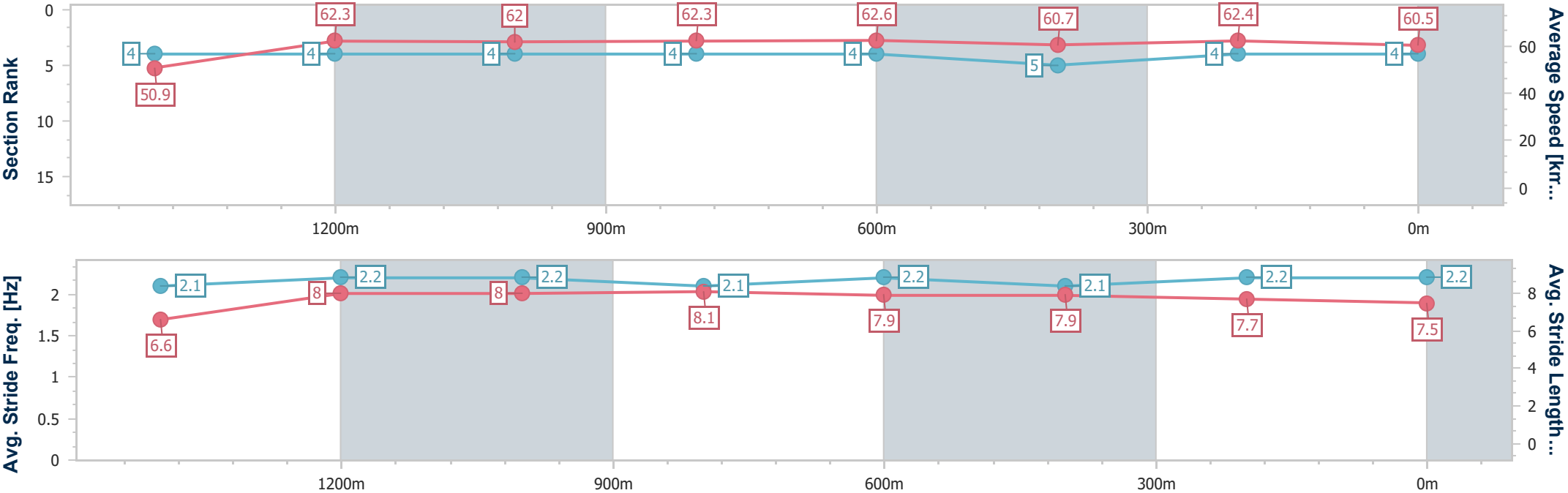
Horse/Jockey Name	Oscar Zulu
Final Rank	4
Fastest Section Time (Section)	0:11.40 (1400m)
Top Speed [km/h] (Section)	64.6 (400m)
Race State	Finished



Doomben QLD Professional
Race 10: XXXX OPEN Handicap - 1615m
24 February 2024 - 17:52
Track Rating: Good 4, Weather: Overcast, Rail Position: +2.5m



Section	Overall	1400m	1200m	1000m	800m	600m	400m	200m					
Section Times	1:36.60 [4] (0:15.23)	1:21.37 [4] (0:11.40)	1:09.97 [4] (0:11.61)	0:58.36 [4] (0:11.55)	0:46.81 [4] (0:11.48)	0:35.33 [4] (0:11.89)	0:23.44 [5] (0:11.52)	0:11.92 [4] (0:11.92)					
Average Speed [km/h]	50.9	62.3	62.0	62.3	62.6	60.7	62.4	60.5					
Top Speed [km/h]	64.0	63.4	63.2	63.7	63.6	63.0	64.6	63.1					
Avg. Dist. to Rail [m]	1.1	1.6	0.8	0.4	0.3	0.3	1.0	1.9					
Avg. Stride Freq. [Hz]	2.1	2.2	2.2	2.1	2.2	2.1	2.2	2.2					
Avg. Stride Length [m]	6.6	8.0	8.0	8.1	7.9	7.9	7.7	7.5					





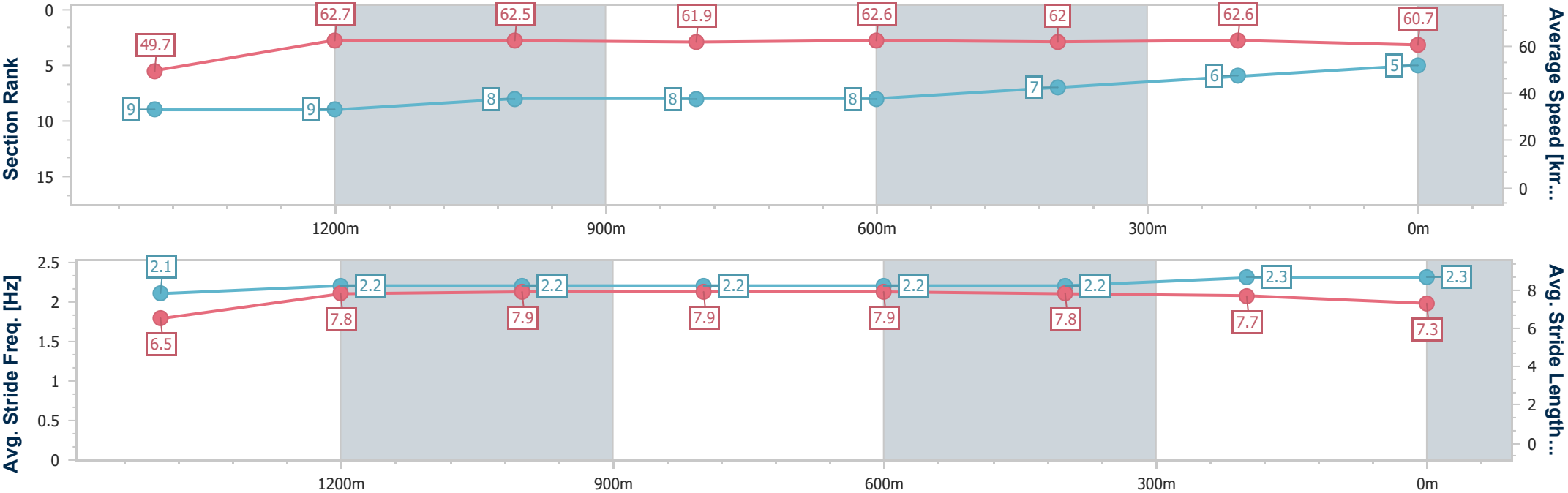
Horse/Jockey Name	Shopping Esprit
Final Rank	5
Fastest Section Time (Section)	0:11.43 (1400m)
Top Speed [km/h] (Section)	64.5 (1200m)
Race State	Finished



Doomben QLD Professional
Race 10: XXXX OPEN Handicap - 1615m
24 February 2024 - 17:52
Track Rating: Good 4, Weather: Overcast, Rail Position: +2.5m



Section	Overall	1400m	1200m	1000m	800m	600m	400m	200m					
Section Times	1:36.61 [5] (0:15.56)	1:21.05 [9] (0:11.43)	1:09.62 [9] (0:11.49)	0:58.13 [8] (0:11.62)	0:46.51 [8] (0:11.53)	0:34.98 [8] (0:11.58)	0:23.40 [7] (0:11.50)	0:11.90 [6] (0:11.90)					
Average Speed [km/h]	49.7	62.7	62.5	61.9	62.6	62.0	62.6	60.7					
Top Speed [km/h]	64.3	64.3	64.5	62.7	63.9	63.5	64.2	63.5					
Avg. Dist. to Rail [m]	1.4	1.0	0.7	0.8	0.4	0.2	1.2	3.7					
Avg. Stride Freq. [Hz]	2.1	2.2	2.2	2.2	2.2	2.2	2.3	2.3					
Avg. Stride Length [m]	6.5	7.8	7.9	7.9	7.9	7.8	7.7	7.3					





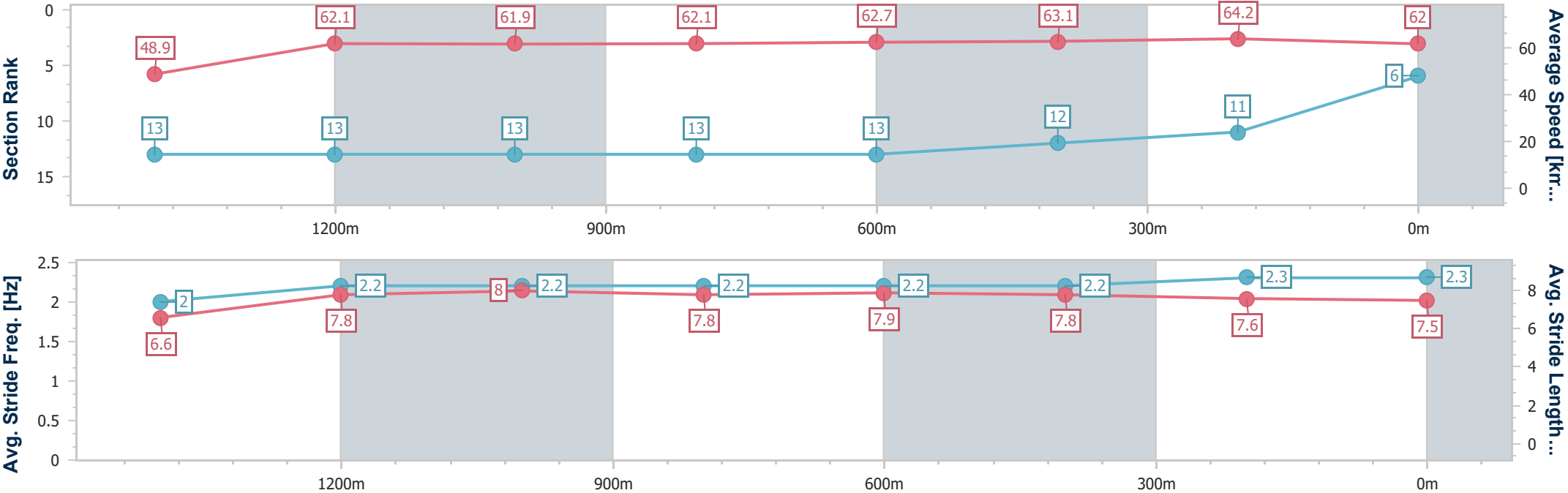
Horse/Jockey Name	Indian Dreamer
Final Rank	6
Fastest Section Time (Section)	0:11.29 (400m)
Top Speed [km/h] (Section)	65.0 (400m)
Race State	Finished



Doomben QLD Professional
Race 10: XXXX OPEN Handicap - 1615m
24 February 2024 - 17:52
Track Rating: Good 4, Weather: Overcast, Rail Position: +2.5m



Section	Overall	1400m	1200m	1000m	800m	600m	400m	200m					
Section Times	1:36.62 [6] (0:15.85)	1:20.77 [13] (0:11.60)	1:09.17 [13] (0:11.64)	0:57.53 [13] (0:11.58)	0:45.95 [13] (0:11.53)	0:34.42 [13] (0:11.54)	0:22.88 [12] (0:11.29)	0:11.59 [11] (0:11.59)					
Average Speed [km/h]	48.9	62.1	61.9	62.1	62.7	63.1	64.2	62.0					
Top Speed [km/h]	61.0	63.0	62.7	64.4	63.9	64.1	65.0	64.7					
Avg. Dist. to Rail [m]	2.5	0.3	0.3	0.2	0.5	2.3	4.5	8.6					
Avg. Stride Freq. [Hz]	2.0	2.2	2.2	2.2	2.2	2.2	2.3	2.3					
Avg. Stride Length [m]	6.6	7.8	8.0	7.8	7.9	7.8	7.6	7.5					





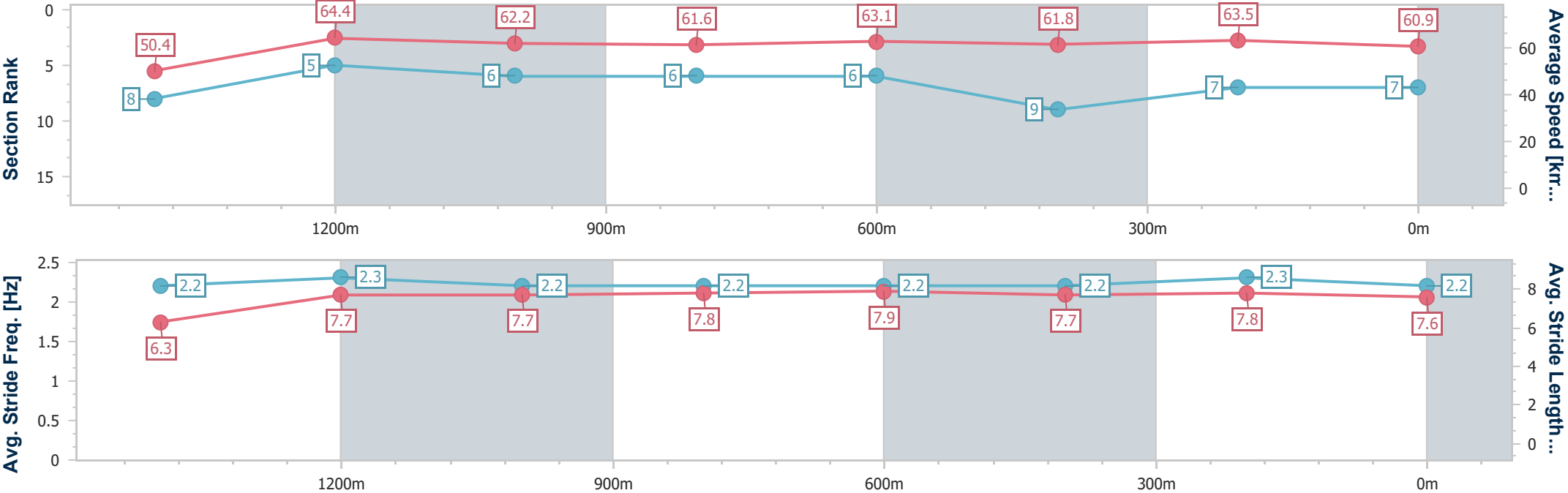
Horse/Jockey Name	Trevelyan
Final Rank	7
Fastest Section Time (Section)	0:11.33 (1400m)
Top Speed [km/h] (Section)	65.4 (1400m)
Race State	Finished



Doomben QLD Professional
Race 10: XXXX OPEN Handicap - 1615m
24 February 2024 - 17:52
Track Rating: Good 4, Weather: Overcast, Rail Position: +2.5m



Section	Overall	1400m	1200m	1000m	800m	600m	400m	200m					
Section Times	1:36.63 [7] (0:15.35)	1:21.28 [8] (0:11.33)	1:09.95 [5] (0:11.59)	0:58.36 [6] (0:11.73)	0:46.63 [6] (0:11.56)	0:35.07 [6] (0:11.84)	0:23.23 [9] (0:11.40)	0:11.83 [7] (0:11.83)					
Average Speed [km/h]	50.4	64.4	62.2	61.6	63.1	61.8	63.5	60.9					
Top Speed [km/h]	64.2	65.4	63.1	62.3	63.8	63.0	64.7	63.4					
Avg. Dist. to Rail [m]	2.5	1.8	2.5	2.0	2.1	2.6	4.0	6.6					
Avg. Stride Freq. [Hz]	2.2	2.3	2.2	2.2	2.2	2.2	2.3	2.2					
Avg. Stride Length [m]	6.3	7.7	7.7	7.8	7.9	7.7	7.8	7.6					





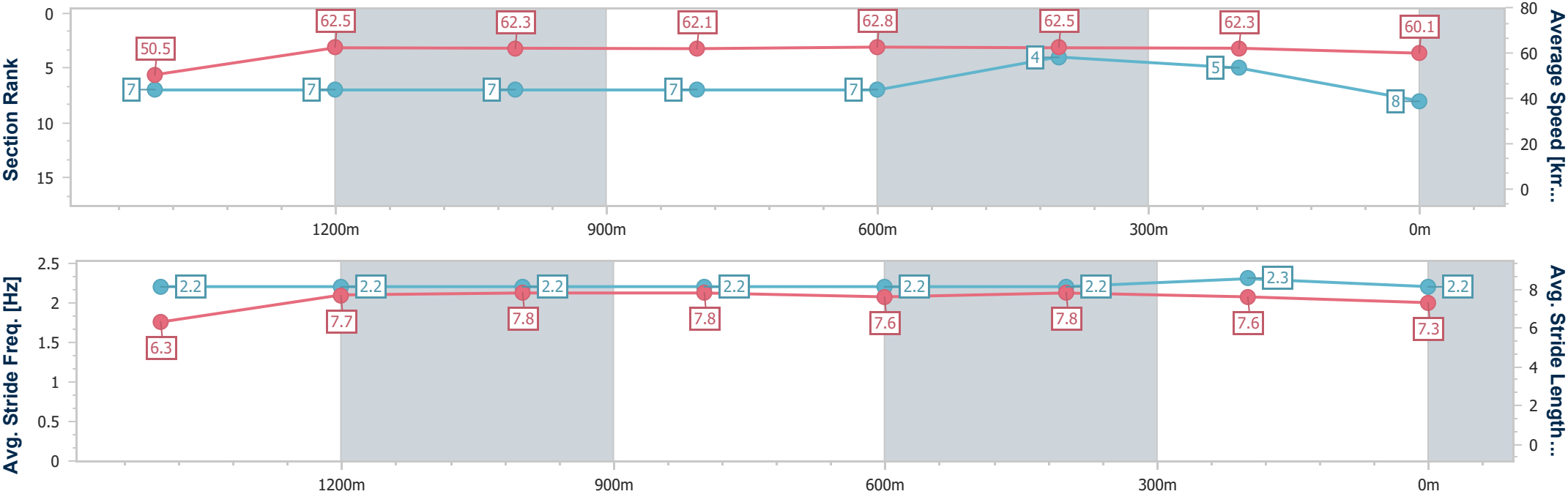
Horse/Jockey Name	Wapiti
Final Rank	8
Fastest Section Time (Section)	0:11.52 (1400m)
Top Speed [km/h] (Section)	65.7 (800m)
Race State	Finished



Doomben QLD Professional
Race 10: XXXX OPEN Handicap - 1615m
24 February 2024 - 17:52
Track Rating: Good 4, Weather: Overcast, Rail Position: +2.5m



Section	Overall	1400m	1200m	1000m	800m	600m	400m	200m					
Section Times	1:36.69 [8] (0:15.32)	1:21.37 [7] (0:11.52)	1:09.85 [7] (0:11.60)	0:58.25 [7] (0:11.61)	0:46.64 [7] (0:11.53)	0:35.11 [7] (0:11.52)	0:23.59 [4] (0:11.60)	0:11.99 [5] (0:11.99)					
Average Speed [km/h]	50.5	62.5	62.3	62.1	62.8	62.5	62.3	60.1					
Top Speed [km/h]	63.9	63.8	62.8	62.9	65.7	63.3	63.6	62.9					
Avg. Dist. to Rail [m]	0.8	0.6	0.7	0.5	1.0	0.5	2.8	3.0					
Avg. Stride Freq. [Hz]	2.2	2.2	2.2	2.2	2.2	2.2	2.3	2.2					
Avg. Stride Length [m]	6.3	7.7	7.8	7.8	7.6	7.8	7.6	7.3					





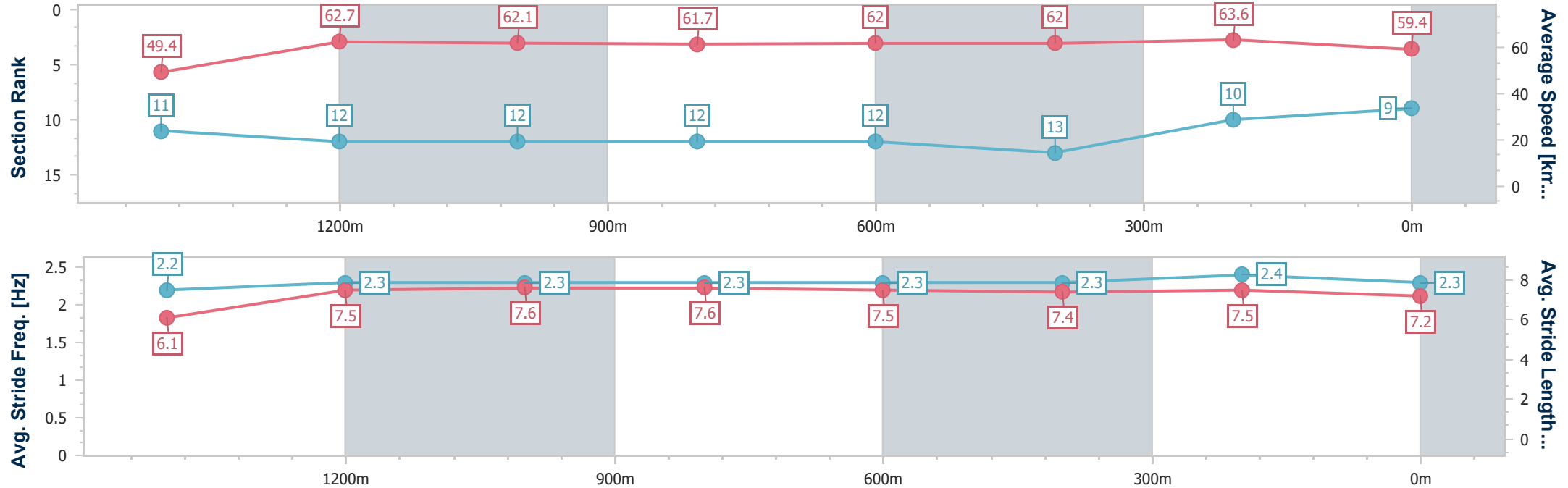
Horse/Jockey Name	Sneak Preview
Final Rank	9
Fastest Section Time (Section)	0:11.27 (400m)
Top Speed [km/h] (Section)	65.2 (400m)
Race State	Finished



Doomben QLD Professional
Race 10: XXXX OPEN Handicap - 1615m
24 February 2024 - 17:52
Track Rating: Good 4, Weather: Overcast, Rail Position: +2.5m



Section	Overall	1400m	1200m	1000m	800m	600m	400m	200m					
Section Times	1:37.14 [9] (0:15.67)	1:21.47 [11] (0:11.56)	1:09.91 [12] (0:11.57)	0:58.34 [12] (0:11.67)	0:46.67 [12] (0:11.60)	0:35.07 [12] (0:11.68)	0:23.39 [13] (0:11.27)	0:12.12 [10] (0:12.12)					
Average Speed [km/h]	49.4	62.7	62.1	61.7	62.0	62.0	63.6	59.4					
Top Speed [km/h]	62.5	63.4	63.0	62.3	63.3	63.3	65.2	63.0					
Avg. Dist. to Rail [m]	1.9	0.3	0.5	0.3	0.2	0.5	0.8	1.8					
Avg. Stride Freq. [Hz]	2.2	2.3	2.3	2.3	2.3	2.3	2.4	2.3					
Avg. Stride Length [m]	6.1	7.5	7.6	7.6	7.5	7.4	7.5	7.2					





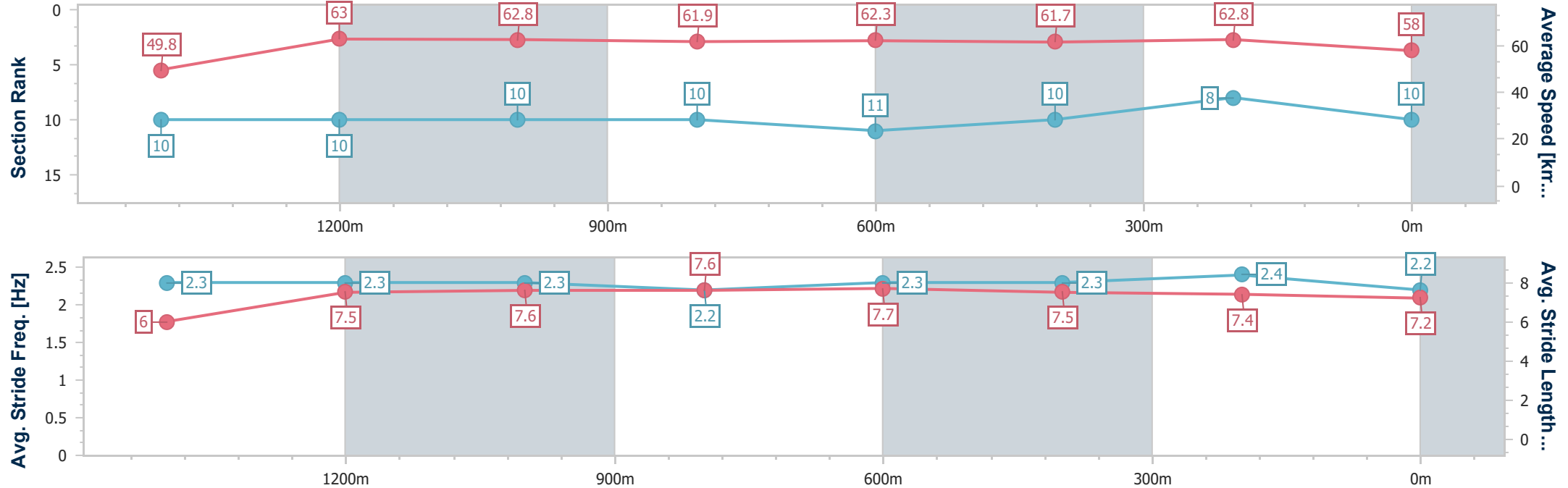
Horse/Jockey Name	Stuck With You
Final Rank	10
Fastest Section Time (Section)	0:11.47 (1400m)
Top Speed [km/h] (Section)	64.4 (1400m)
Race State	Finished



Doomben QLD Professional
Race 10: XXXX OPEN Handicap - 1615m
24 February 2024 - 17:52
Track Rating: Good 4, Weather: Overcast, Rail Position: +2.5m



Section	Overall	1400m	1200m	1000m	800m	600m	400m	200m					
Section Times	1:37.39 [10] (0:15.61)	1:21.78 [10] (0:11.47)	1:10.31 [10] (0:11.51)	0:58.80 [10] (0:11.67)	0:47.13 [10] (0:11.60)	0:35.53 [11] (0:11.62)	0:23.91 [10] (0:11.48)	0:12.43 [8] (0:12.43)					
Average Speed [km/h]	49.8	63.0	62.8	61.9	62.3	61.7	62.8	58.0					
Top Speed [km/h]	63.1	64.4	63.8	62.8	64.0	62.6	63.9	61.4					
Avg. Dist. to Rail [m]	3.9	1.2	1.2	1.9	0.5	0.3	1.8	4.6					
Avg. Stride Freq. [Hz]	2.3	2.3	2.3	2.2	2.3	2.3	2.4	2.2					
Avg. Stride Length [m]	6.0	7.5	7.6	7.6	7.7	7.5	7.4	7.2					



[] Ranking at each section and finish
- - - - - No data available at this section
NA No data available



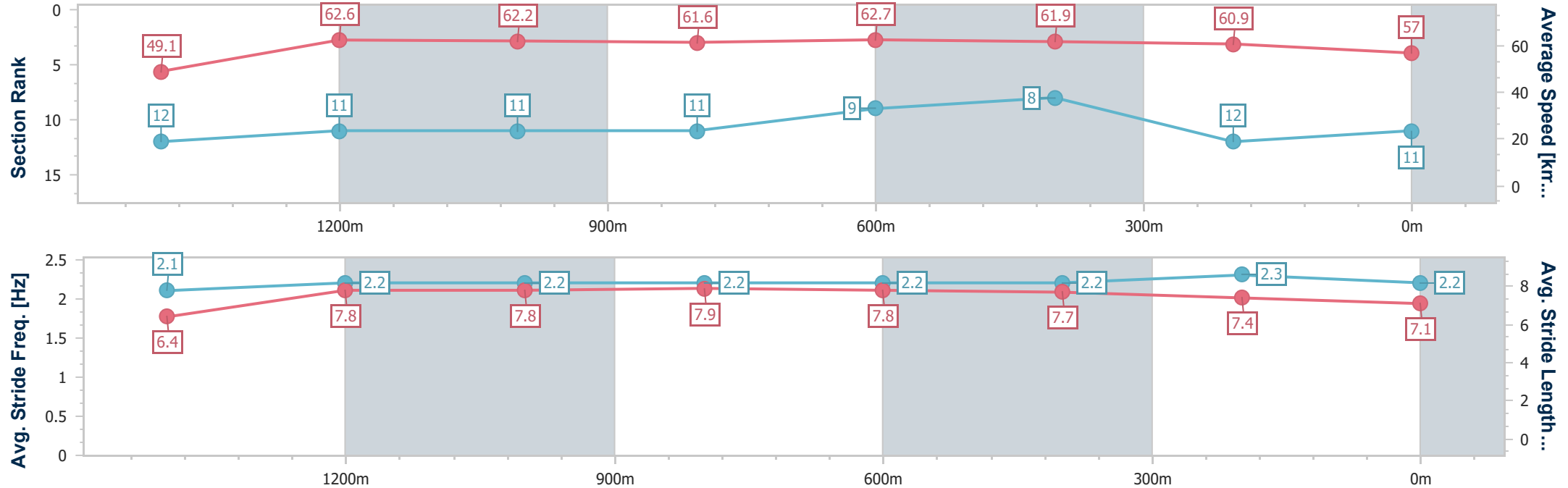
Horse/Jockey Name	Rousseau
Final Rank	11
Fastest Section Time (Section)	0:11.35 (800m)
Top Speed [km/h] (Section)	64.0 (1200m)
Race State	Finished



Doomben QLD Professional
Race 10: XXXX OPEN Handicap - 1615m
24 February 2024 - 17:52
Track Rating: Good 4, Weather: Overcast, Rail Position: +2.5m



Section	Overall	1400m	1200m	1000m	800m	600m	400m	200m					
Section Times	1:37.73 [11] (0:15.81)	1:21.92 [12] (0:11.38)	1:10.54 [11] (0:11.56)	0:58.98 [11] (0:11.67)	0:47.31 [11] (0:11.35)	0:35.96 [9] (0:11.54)	0:24.42 [8] (0:11.79)	0:12.63 [12] (0:12.63)					
Average Speed [km/h]	49.1	62.6	62.2	61.6	62.7	61.9	60.9	57.0					
Top Speed [km/h]	63.0	63.8	64.0	62.5	63.8	63.8	61.9	61.3					
Avg. Dist. to Rail [m]	3.8	1.6	1.4	1.2	1.6	1.2	1.1	1.8					
Avg. Stride Freq. [Hz]	2.1	2.2	2.2	2.2	2.2	2.2	2.3	2.2					
Avg. Stride Length [m]	6.4	7.8	7.8	7.9	7.8	7.7	7.4	7.1					





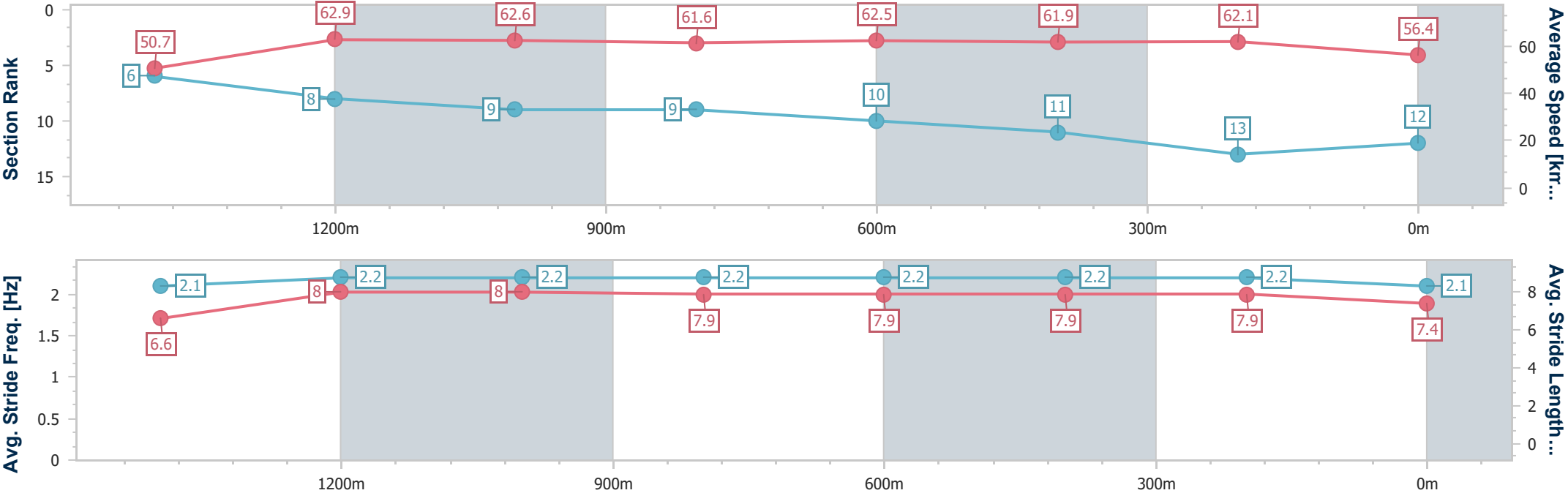
Horse/Jockey Name	Seat Of Power
Final Rank	12
Fastest Section Time (Section)	0:11.53 (1200m)
Top Speed [km/h] (Section)	64.3 (Overall)
Race State	Finished



Doomben QLD Professional
Race 10: XXXX OPEN Handicap - 1615m
24 February 2024 - 17:52
Track Rating: Good 4, Weather: Overcast, Rail Position: +2.5m



Section	Overall	1400m	1200m	1000m	800m	600m	400m	200m					
Section Times	1:38.02 [12] (0:15.27)	1:22.75 [6] (0:11.68)	1:11.07 [8] (0:11.53)	0:59.54 [9] (0:11.72)	0:47.82 [9] (0:11.65)	0:36.17 [10] (0:11.72)	0:24.45 [11] (0:11.67)	0:12.78 [13] (0:12.78)					
Average Speed [km/h]	50.7	62.9	62.6	61.6	62.5	61.9	62.1	56.4					
Top Speed [km/h]	64.3	64.1	63.5	62.0	63.1	63.0	62.9	61.1					
Avg. Dist. to Rail [m]	7.9	2.7	2.2	2.1	2.0	1.5	4.1	5.0					
Avg. Stride Freq. [Hz]	2.1	2.2	2.2	2.2	2.2	2.2	2.2	2.1					
Avg. Stride Length [m]	6.6	8.0	8.0	7.9	7.9	7.9	7.9	7.4					





Horse/Jockey Name	Ritani
Final Rank	13
Fastest Section Time (Section)	0:11.34 (1400m)
Top Speed [km/h] (Section)	65.2 (1400m)
Race State	Finished



Doomben QLD Professional
Race 10: XXXX OPEN Handicap - 1615m
24 February 2024 - 17:52
Track Rating: Good 4, Weather: Overcast, Rail Position: +2.5m



Section	Overall	1400m	1200m	1000m	800m	600m	400m	200m					
Section Times	1:38.05 [13] (0:14.91)	1:23.14 [2] (0:11.34)	1:11.80 [1] (0:11.60)	1:00.20 [1] (0:11.45)	0:48.75 [1] (0:11.67)	0:37.08 [1] (0:11.92)	0:25.16 [3] (0:12.10)	0:13.06 [9] (0:13.06)					
Average Speed [km/h]	51.8	62.9	62.0	62.8	61.1	60.2	59.3	55.0					
Top Speed [km/h]	64.6	65.2	63.6	64.2	62.5	61.2	59.9	58.9					
Avg. Dist. to Rail [m]	2.8	1.6	1.5	1.2	1.6	1.1	1.3	0.6					
Avg. Stride Freq. [Hz]	2.3	2.4	2.3	2.3	2.4	2.3	2.3	2.3					
Avg. Stride Length [m]	6.3	7.4	7.5	7.5	7.3	7.2	7.1	6.7					

