



# Townsville QLD Professional

## Race 1: LADBROKES BET TICKER QTIS Two-Year-Old Maiden Handicap - 1000m

15 March 2024 - 13:00



Track Rating: Soft 5, Weather: Fine, Rail Position: +2m 1000m-W/Post; +0.5m Remainder

Section						Overall	800m	600m	400m	200m			Last 600m	
Field Times						0:58.20 (0:13.51)	0:44.69 (0:09.94)	0:34.75 (0:10.74)	0:24.01 (0:11.80)	0:12.21 (0:12.21)			0:34.75	
Rank	TAB	Horse/Jockey	Barrier	Top Speed [km/h]	Fastest Section								Margin	Distance Travelled [m]
1	6	BETTER SHOW	6	72.4	0:10.07	0:58.20 [1]	0:44.68 [2]	0:34.61 [2]	0:23.63 [3]	0:12.20 [2]	0:58.20	0:34.61		
		Lacey Morrison		800m	800m	(0:13.52)	(0:10.07)	(0:10.98)	(0:11.43)	(0:12.20)				
2	3	TEDDY BEE BEAR	3	71.3	0:09.94	0:58.40 [2]	0:44.89 [1]	0:34.95 [1]	0:24.21 [1]	0:12.41 [1]	0.2L	0:34.95 +3		
		Adam Sewell		Overall	800m	(0:13.51)	(0:09.94)	(0:10.74)	(0:11.80)	(0:12.41)				
3	7	ITHINKBETTA	7	71.2	0:10.34	0:58.47 [3]	0:44.92 [3]	0:34.58 [3]	0:23.91 [2]	0:12.26 [3]	0.07L	0:34.58 -1		
		Adrian Layt		Overall	800m	(0:13.55)	(0:10.34)	(0:10.67)	(0:11.65)	(0:12.26)				
4	1	FORGETABOUTIT	1	72.1	0:10.28	0:58.47 [4]	0:44.64 [4]	0:34.36 [4]	0:23.63 [5]	0:12.00 [5]	0L	0:34.36 +0		
		Carl Spry		800m	800m	(0:13.83)	(0:10.28)	(0:10.73)	(0:11.63)	(0:12.00)				
5	5	HOLD MY HALO	5	71.7	0:10.20	0:58.51 [5]	0:44.45 [7]	0:34.25 [7]	0:23.44 [7]	0:11.99 [6]	0.04L	0:34.25 -1		
		Denicious Smith		Overall	800m	(0:14.06)	(0:10.20)	(0:10.81)	(0:11.45)	(0:11.99)				
6	4	MR GRUMBLER	4	72.1	0:10.15	0:58.68 [6]	0:44.71 [6]	0:34.56 [5]	0:23.90 [4]	0:12.32 [4]	0.17L	0:34.56 +1		
		Jason Taylor		800m	800m	(0:13.97)	(0:10.15)	(0:10.66)	(0:11.58)	(0:12.32)				
7	10	OUR SECRET AFFAIR	10	70.5	0:10.39	0:59.24 [7]	0:44.76 [8]	0:34.37 [8]	0:23.88 [8]	0:12.39 [8]	0.56L	0:34.37 -1		
		Scott Sheargold		800m	800m	(0:14.48)	(0:10.39)	(0:10.49)	(0:11.49)	(0:12.39)				
8	8	MISHANI WOLF	8	68.9	0:10.56	0:59.86 [8]	0:45.19 [9]	0:34.63 [9]	0:23.75 [9]	0:12.25 [9]	0.62L	0:34.63 -1		
		Nathan Thomas		800m	800m	(0:14.67)	(0:10.56)	(0:10.88)	(0:11.50)	(0:12.25)				
9	2	OUSTER ORDER	2	71.8	0:10.31	0:59.96 [9]	0:46.08 [5]	0:35.77 [6]	0:25.06 [6]	0:13.14 [7]	0.1L	0:35.77 -8		
		Gabrielle Semmens		Overall	800m	(0:13.88)	(0:10.31)	(0:10.71)	(0:11.92)	(0:13.14)				

Scratched: Wickedly Elegant (#9)



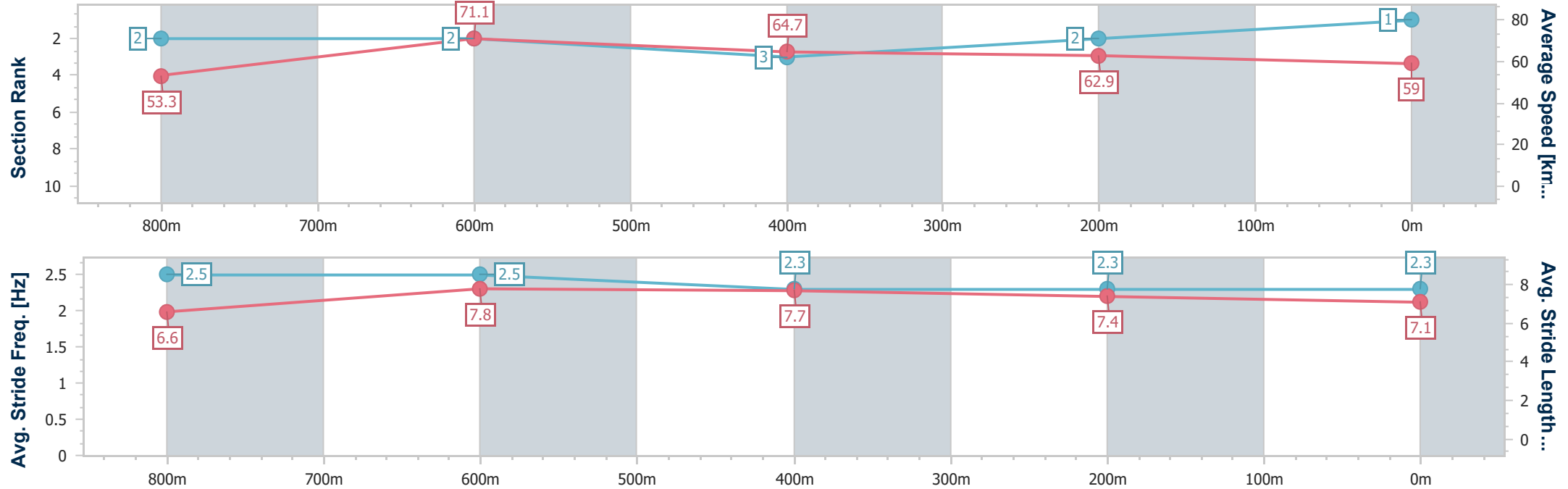
Horse/Jockey Name	Better Show
Final Rank	1
Fastest Section Time (Section)	0:10.07 (800m)
Top Speed [km/h] (Section)	72.4 (800m)
Race State	Finished



Townsville QLD Professional  
Race 1: LADBROKES BET TICKER QTIS Two-Year-Old Maiden  
Handicap - 1000m  
15 March 2024 - 13:00  
Track Rating: Soft 5, Weather: Fine, Rail Position: +2m 1000m-  
W/Post; +0.5m Remainder



Section	Overall	800m	600m	400m	200m										
Section Times	0:58.20 [1] (0:13.52)	0:44.68 [2] (0:10.07)	0:34.61 [2] (0:10.98)	0:23.63 [3] (0:11.43)	0:12.20 [2] (0:12.20)										
Average Speed [km/h]	53.3	71.1	64.7	62.9	59.0										
Top Speed [km/h]	72.0	72.4	68.5	64.1	61.9										
Avg. Dist. to Rail [m]	2.1	1.6	2.0	1.7	1.5										
Avg. Stride Freq. [Hz]	2.5	2.5	2.3	2.3	2.3										
Avg. Stride Length [m]	6.6	7.8	7.7	7.4	7.1										



- [ ] Ranking at each section and finish
- .-.- No data available at this section
- NA No data available



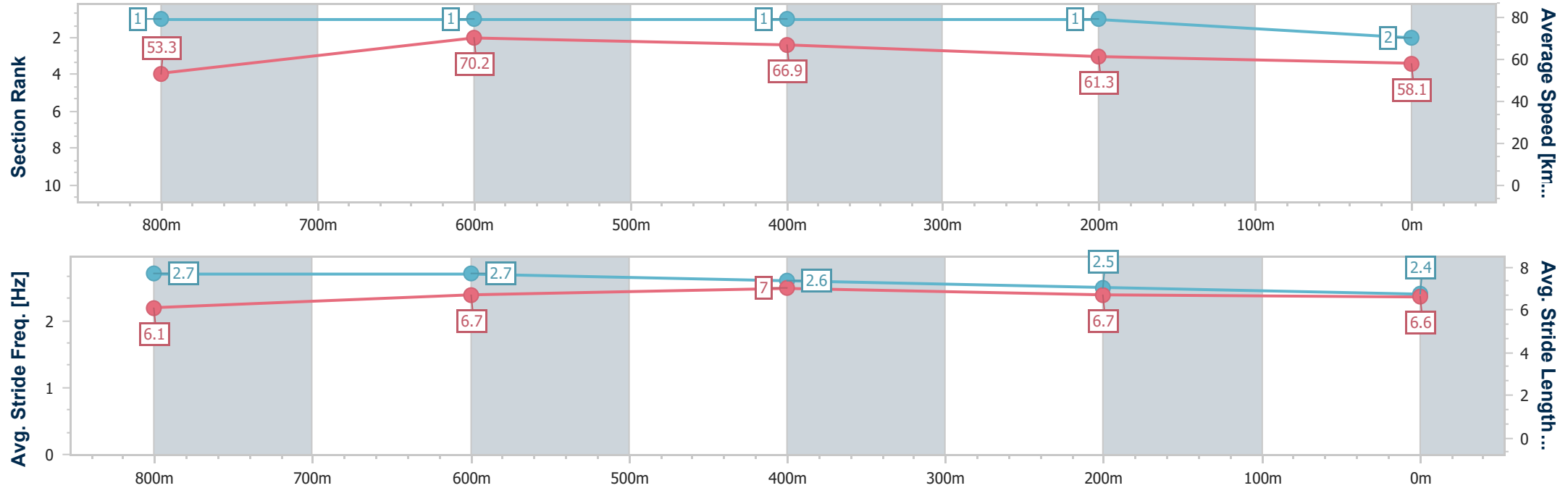
Horse/Jockey Name	Teddy Bee Bear
Final Rank	2
Fastest Section Time (Section)	0:09.94 (800m)
Top Speed [km/h] (Section)	71.3 (Overall)
Race State	Finished



Townsville QLD Professional  
Race 1: LADBROKES BET TICKER QTIS Two-Year-Old Maiden  
Handicap - 1000m  
15 March 2024 - 13:00  
Track Rating: Soft 5, Weather: Fine, Rail Position: +2m 1000m-  
W/Post; +0.5m Remainder



Section	Overall	800m	600m	400m	200m									
Section Times	0:58.40 [2] (0:13.51)	0:44.89 [1] (0:09.94)	0:34.95 [1] (0:10.74)	0:24.21 [1] (0:11.80)	0:12.41 [1] (0:12.41)									
Average Speed [km/h]	53.3	70.2	66.9	61.3	58.1									
Top Speed [km/h]	71.3	71.3	69.5	63.5	61.6									
Avg. Dist. to Rail [m]	9.0	5.1	0.8	2.8	5.1									
Avg. Stride Freq. [Hz]	2.7	2.7	2.6	2.5	2.4									
Avg. Stride Length [m]	6.1	6.7	7.0	6.7	6.6									





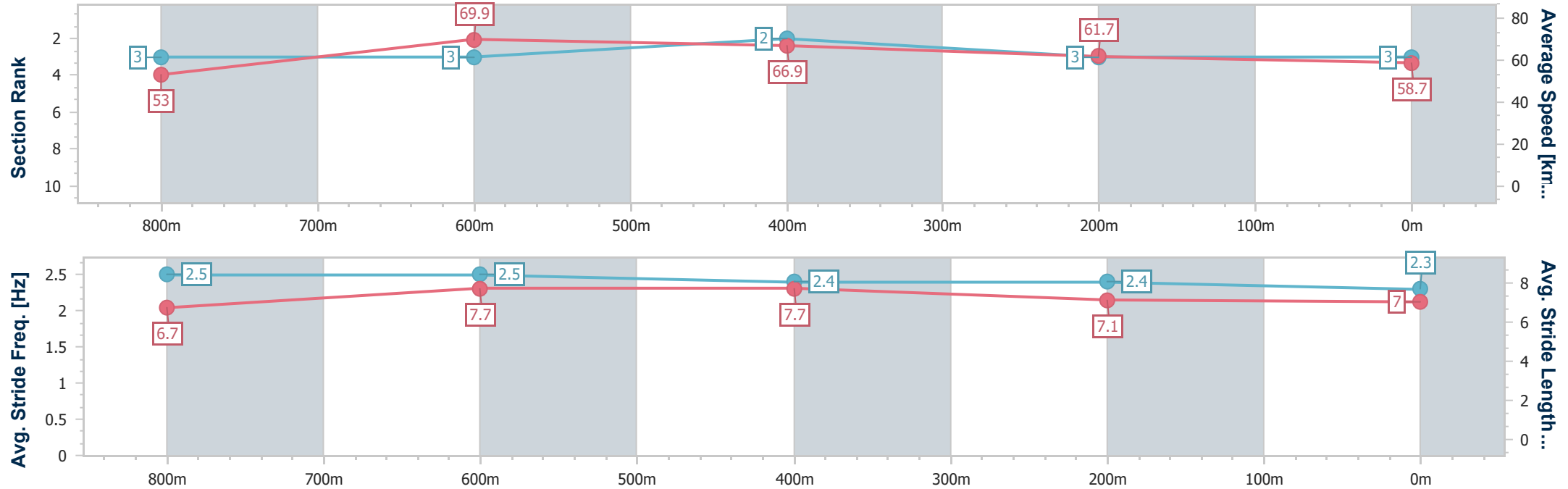
Horse/Jockey Name	lthinkbetta
Final Rank	3
Fastest Section Time (Section)	0:10.34 (800m)
Top Speed [km/h] (Section)	71.2 (Overall)
Race State	Finished



Townsville QLD Professional  
Race 1: LADBROKES BET TICKER QTIS Two-Year-Old Maiden  
Handicap - 1000m  
15 March 2024 - 13:00  
Track Rating: Soft 5, Weather: Fine, Rail Position: +2m 1000m-  
W/Post; +0.5m Remainder



Section	Overall	800m	600m	400m	200m										
Section Times	0:58.47 [3] (0:13.55)	0:44.92 [3] (0:10.34)	0:34.58 [3] (0:10.67)	0:23.91 [2] (0:11.65)	0:12.26 [3] (0:12.26)										
Average Speed [km/h]	53.0	69.9	66.9	61.7	58.7										
Top Speed [km/h]	71.2	71.0	68.8	63.1	61.5										
Avg. Dist. to Rail [m]	7.5	2.0	2.2	1.1	2.9										
Avg. Stride Freq. [Hz]	2.5	2.5	2.4	2.4	2.3										
Avg. Stride Length [m]	6.7	7.7	7.7	7.1	7.0										







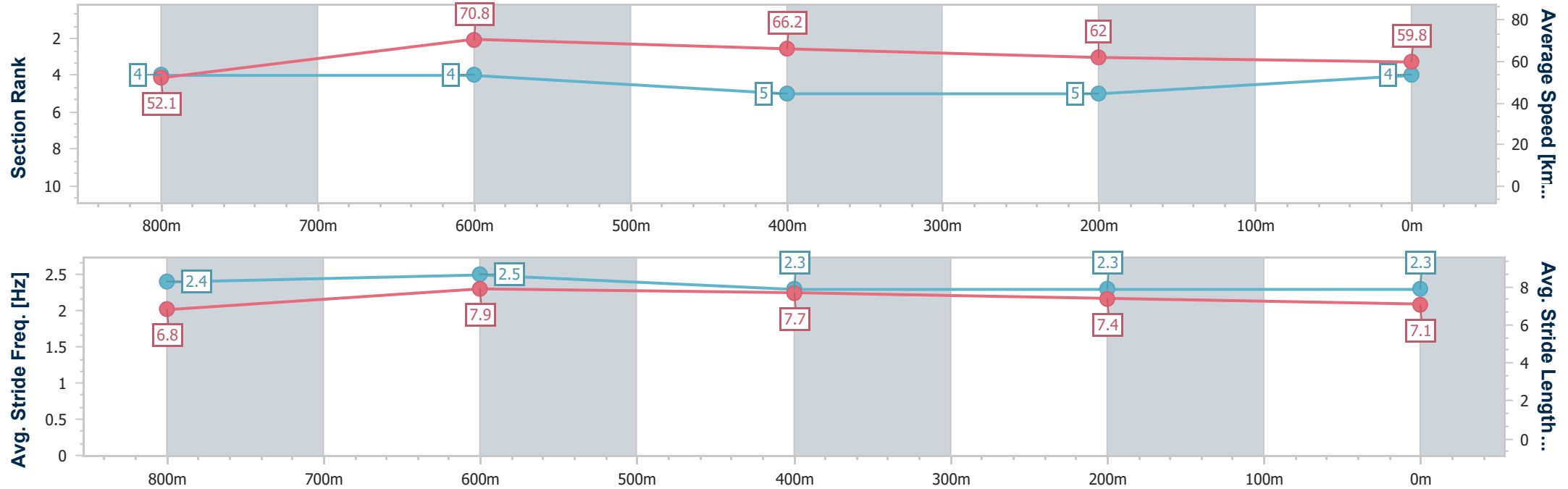
Horse/Jockey Name	Forgetaboutit
Final Rank	4
Fastest Section Time (Section)	0:10.28 (800m)
Top Speed [km/h] (Section)	72.1 (800m)
Race State	Finished



Townsville QLD Professional  
Race 1: LADBROKES BET TICKER QTIS Two-Year-Old Maiden  
Handicap - 1000m  
15 March 2024 - 13:00  
Track Rating: Soft 5, Weather: Fine, Rail Position: +2m 1000m-  
W/Post; +0.5m Remainder



Section	Overall	800m	600m	400m	200m										
Section Times	0:58.47 [4] (0:13.83)	0:44.64 [4] (0:10.28)	0:34.36 [4] (0:10.73)	0:23.63 [5] (0:11.63)	0:12.00 [5] (0:12.00)										
Average Speed [km/h]	52.1	70.8	66.2	62.0	59.8										
Top Speed [km/h]	71.6	72.1	69.5	64.2	61.5										
Avg. Dist. to Rail [m]	5.6	2.5	2.3	2.0	4.0										
Avg. Stride Freq. [Hz]	2.4	2.5	2.3	2.3	2.3										
Avg. Stride Length [m]	6.8	7.9	7.7	7.4	7.1										





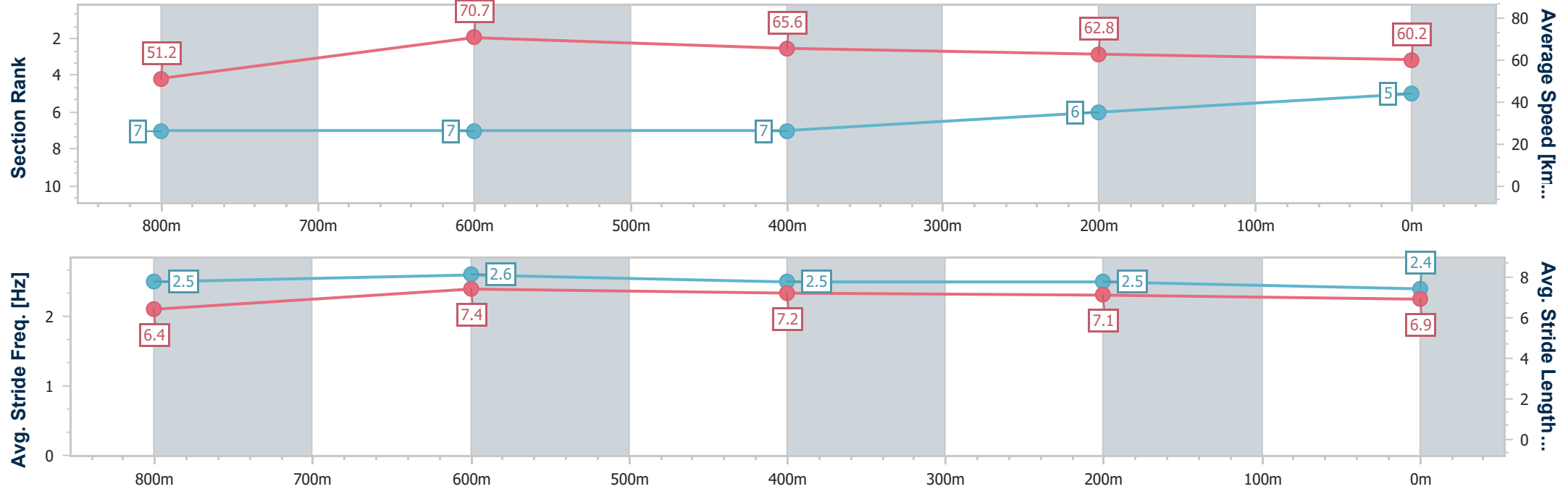
Horse/Jockey Name	Hold My Halo
Final Rank	5
Fastest Section Time (Section)	0:10.20 (800m)
Top Speed [km/h] (Section)	71.7 (Overall)
Race State	Finished



Townsville QLD Professional  
Race 1: LADBROKES BET TICKER QTIS Two-Year-Old Maiden  
Handicap - 1000m  
15 March 2024 - 13:00  
Track Rating: Soft 5, Weather: Fine, Rail Position: +2m 1000m-  
W/Post; +0.5m Remainder



Section	Overall	800m	600m	400m	200m								
Section Times	0:58.51 [5] (0:14.06)	0:44.45 [7] (0:10.20)	0:34.25 [7] (0:10.81)	0:23.44 [7] (0:11.45)	0:11.99 [6] (0:11.99)								
Average Speed [km/h]	51.2	70.7	65.6	62.8	60.2								
Top Speed [km/h]	71.7	71.6	69.0	63.6	63.0								
Avg. Dist. to Rail [m]	5.3	1.4	3.0	2.9	5.2								
Avg. Stride Freq. [Hz]	2.5	2.6	2.5	2.5	2.4								
Avg. Stride Length [m]	6.4	7.4	7.2	7.1	6.9								



- [ ] Ranking at each section and finish
- .-.- No data available at this section
- NA No data available



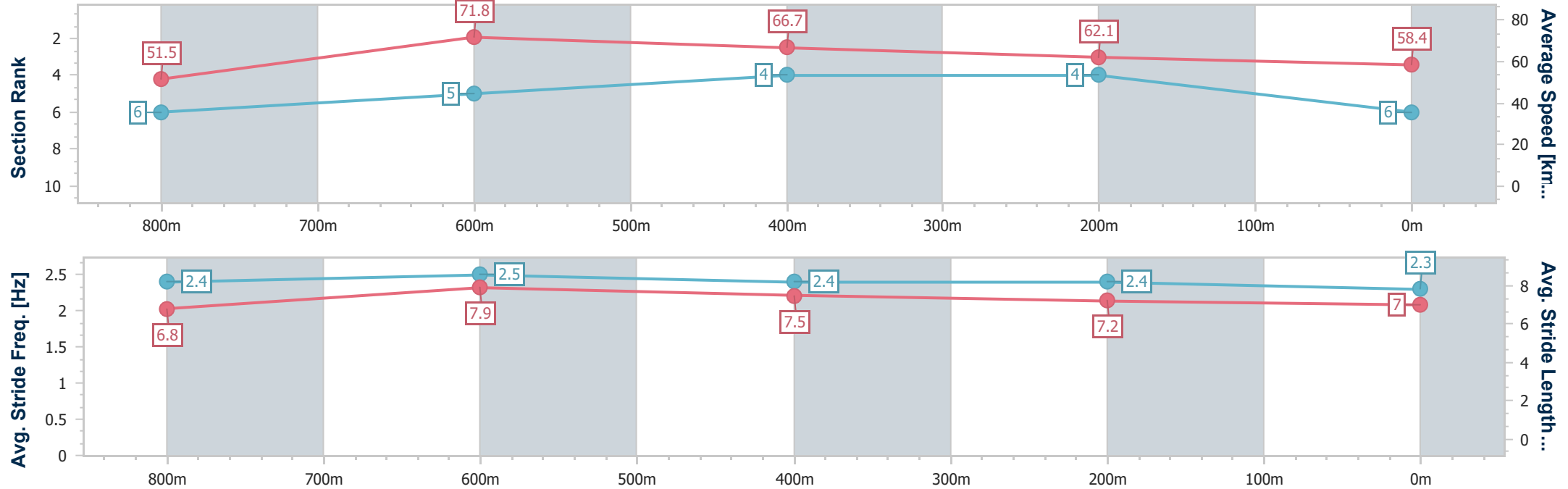
Horse/Jockey Name	Mr Grumbler
Final Rank	6
Fastest Section Time (Section)	0:10.15 (800m)
Top Speed [km/h] (Section)	72.1 (800m)
Race State	Finished



Townsville QLD Professional  
Race 1: LADBROKES BET TICKER QTIS Two-Year-Old Maiden  
Handicap - 1000m  
15 March 2024 - 13:00  
Track Rating: Soft 5, Weather: Fine, Rail Position: +2m 1000m-  
W/Post; +0.5m Remainder



Section	Overall	800m	600m	400m	200m										
Section Times	0:58.68 [6] (0:13.97)	0:44.71 [6] (0:10.15)	0:34.56 [5] (0:10.66)	0:23.90 [4] (0:11.58)	0:12.32 [4] (0:12.32)										
Average Speed [km/h]	51.5	71.8	66.7	62.1	58.4										
Top Speed [km/h]	71.3	72.1	70.0	63.9	60.7										
Avg. Dist. to Rail [m]	7.7	2.3	2.0	0.9	2.2										
Avg. Stride Freq. [Hz]	2.4	2.5	2.4	2.4	2.3										
Avg. Stride Length [m]	6.8	7.9	7.5	7.2	7.0										



- [ ] Ranking at each section and finish
- .-.- No data available at this section
- NA No data available



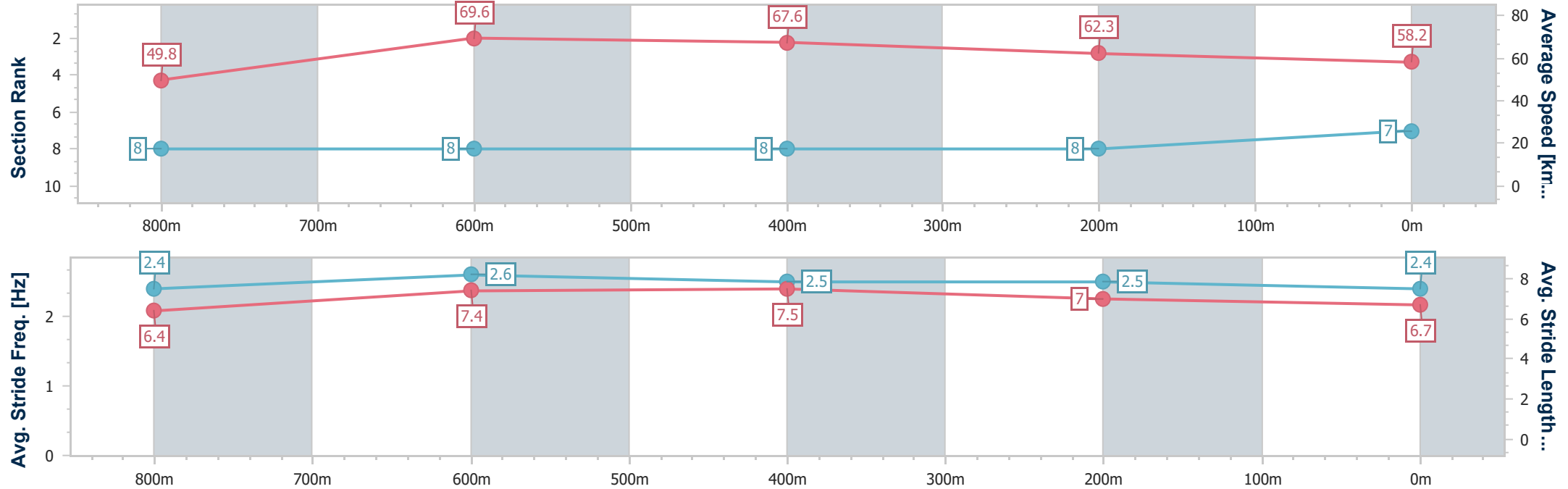
Horse/Jockey Name	Our Secret Affair
Final Rank	7
Fastest Section Time (Section)	0:10.39 (800m)
Top Speed [km/h] (Section)	70.5 (800m)
Race State	Finished



Townsville QLD Professional  
Race 1: LADBROKES BET TICKER QTIS Two-Year-Old Maiden  
Handicap - 1000m  
15 March 2024 - 13:00  
Track Rating: Soft 5, Weather: Fine, Rail Position: +2m 1000m-  
W/Post; +0.5m Remainder



Section	Overall	800m	600m	400m	200m										
Section Times	0:59.24 [7] (0:14.48)	0:44.76 [8] (0:10.39)	0:34.37 [8] (0:10.49)	0:23.88 [8] (0:11.49)	0:12.39 [8] (0:12.39)										
Average Speed [km/h]	49.8	69.6	67.6	62.3	58.2										
Top Speed [km/h]	69.1	70.5	68.8	64.6	60.8										
Avg. Dist. to Rail [m]	6.3	2.0	3.0	1.5	2.4										
Avg. Stride Freq. [Hz]	2.4	2.6	2.5	2.5	2.4										
Avg. Stride Length [m]	6.4	7.4	7.5	7.0	6.7										





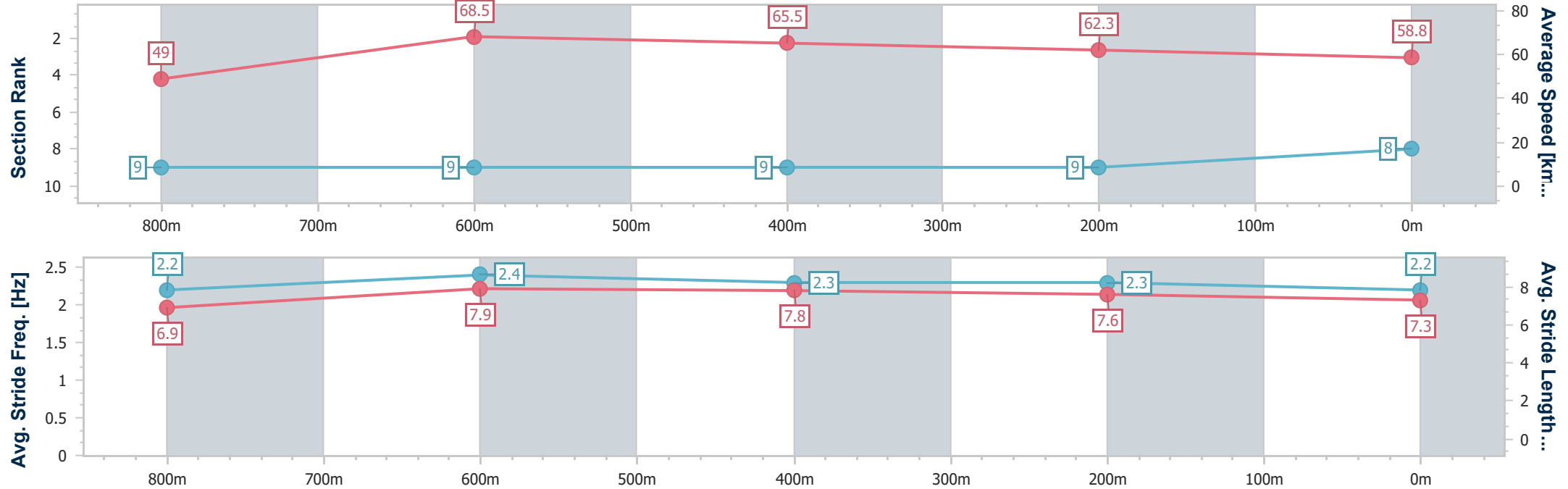
Horse/Jockey Name	Mishani Wolf
Final Rank	8
Fastest Section Time (Section)	0:10.56 (800m)
Top Speed [km/h] (Section)	68.9 (800m)
Race State	Finished



Townsville QLD Professional  
Race 1: LADBROKES BET TICKER QTIS Two-Year-Old Maiden  
Handicap - 1000m  
15 March 2024 - 13:00  
Track Rating: Soft 5, Weather: Fine, Rail Position: +2m 1000m-  
W/Post; +0.5m Remainder



Section	Overall	800m	600m	400m	200m														
Section Times	0:59.86 [8] (0:14.67)	0:45.19 [9] (0:10.56)	0:34.63 [9] (0:10.88)	0:23.75 [9] (0:11.50)	0:12.25 [9] (0:12.25)														
Average Speed [km/h]	49.0	68.5	65.5	62.3	58.8														
Top Speed [km/h]	67.8	68.9	67.1	63.1	62.7														
Avg. Dist. to Rail [m]	4.5	1.4	1.7	1.3	0.5														
Avg. Stride Freq. [Hz]	2.2	2.4	2.3	2.3	2.2														
Avg. Stride Length [m]	6.9	7.9	7.8	7.6	7.3														





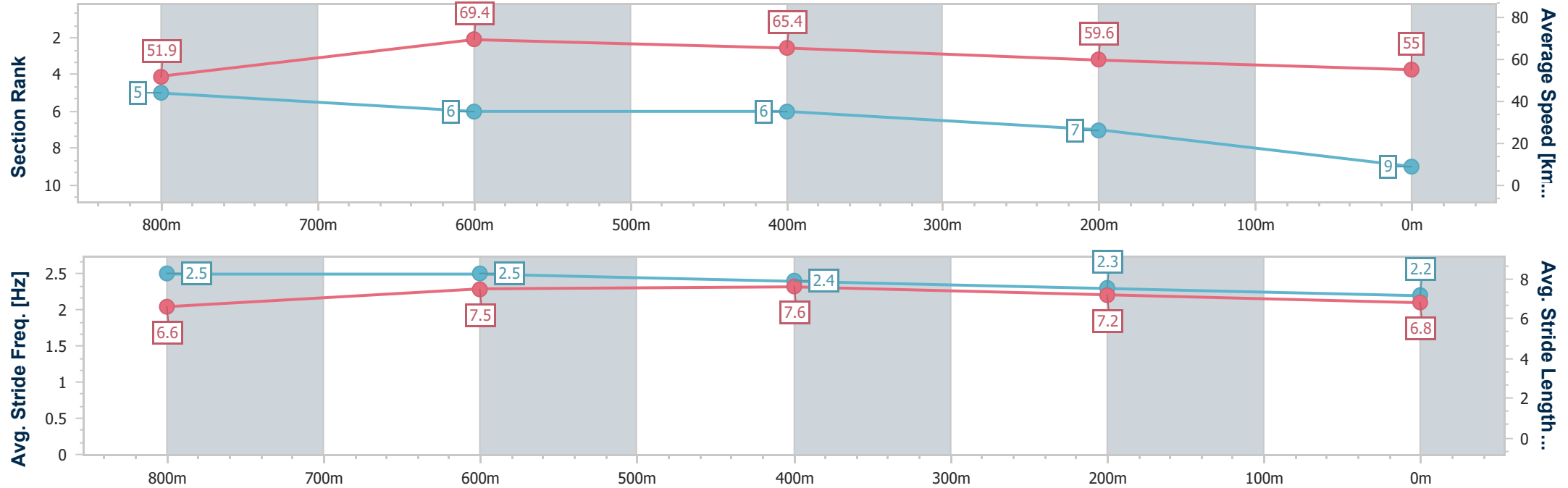
Horse/Jockey Name	Ouster Order
Final Rank	9
Fastest Section Time (Section)	0:10.31 (800m)
Top Speed [km/h] (Section)	71.8 (Overall)
Race State	Finished



Townsville QLD Professional  
Race 1: LADBROKES BET TICKER QTIS Two-Year-Old Maiden  
Handicap - 1000m  
15 March 2024 - 13:00  
Track Rating: Soft 5, Weather: Fine, Rail Position: +2m 1000m-  
W/Post; +0.5m Remainder



Section	Overall	800m	600m	400m	200m										
Section Times	0:59.96 [9] (0:13.88)	0:46.08 [5] (0:10.31)	0:35.77 [6] (0:10.71)	0:25.06 [6] (0:11.92)	0:13.14 [7] (0:13.14)										
Average Speed [km/h]	51.9	69.4	65.4	59.6	55.0										
Top Speed [km/h]	71.8	71.8	68.7	61.9	57.4										
Avg. Dist. to Rail [m]	3.7	2.6	5.9	3.8	1.1										
Avg. Stride Freq. [Hz]	2.5	2.5	2.4	2.3	2.2										
Avg. Stride Length [m]	6.6	7.5	7.6	7.2	6.8										





Townsville QLD Professional  
Race 2: WRC TICKETS ON SALE SOON Maiden Plate - 1400m  
15 March 2024 - 13:35



Track Rating: Soft 5, Weather: Fine, Rail Position: +2m 1000m-W/Post; +0.5m Remainder

Section						Overall	1200m	1000m	800m	600m	400m	Last 600m	
Field Times						1:23.77 (0:14.06)	1:09.71 (0:10.97)	0:58.74 (0:11.56)	0:47.18 (0:11.43)	0:35.75 (0:11.50)	0:24.25 (0:11.73)	0:35.75	
Rank	TAB	Horse/Jockey	Barrier	Top Speed [km/h]	Fastest Section								Distance Travelled [m]
1	1	IT'S BEEN A TREK	1	67.0	0:10.97	1:23.77 [1]	1:09.71 [1]	0:58.74 [1]	0:47.18 [1]	0:35.75 [1]	0:24.25 [1]	0:35.75	
		Adam Sewell		1200m	1200m	(0:14.06)	(0:10.97)	(0:11.56)	(0:11.43)	(0:11.50)	(0:11.73)		
2	3	SPRING'S GIFT	3	66.9	0:11.00	1:24.50 [2]	1:09.99 [4]	0:58.99 [4]	0:47.59 [3]	0:36.34 [3]	0:24.79 [3]	0:36.34	+0
		Lacey Morrison		1200m	1200m	(0:14.51)	(0:11.00)	(0:11.40)	(0:11.25)	(0:11.55)	(0:11.91)		
3	5	HUGHIE VUITTON	5	66.9	0:11.07	1:24.52 [3]	1:10.14 [3]	0:59.07 [3]	0:47.54 [4]	0:36.16 [4]	0:24.77 [4]	0:36.16	-8
		Gabrielle Semmens		1200m	1200m	(0:14.38)	(0:11.07)	(0:11.53)	(0:11.38)	(0:11.39)	(0:11.97)		
4	4	CYBER JAM	4	67.0	0:11.02	1:24.80 [4]	1:10.16 [5]	0:59.14 [5]	0:47.70 [5]	0:36.41 [6]	0:24.78 [6]	0:36.41	+4
		Adam Spinks		1200m	1200m	(0:14.64)	(0:11.02)	(0:11.44)	(0:11.29)	(0:11.63)	(0:11.91)		
5	2	SNUGGLE BANG YAHOO	2	66.2	0:11.03	1:24.98 [5]	1:10.91 [2]	0:59.88 [2]	0:48.27 [2]	0:36.91 [2]	0:25.42 [2]	0:36.91	+3
		Jason Taylor		1200m	1200m	(0:14.07)	(0:11.03)	(0:11.61)	(0:11.36)	(0:11.49)	(0:12.21)		
6	7	WILD AFFAIR	7	66.5	0:10.98	1:26.08 [6]	1:11.40 [6]	1:00.42 [6]	0:48.97 [6]	0:37.70 [5]	0:26.11 [5]	0:37.70	-1
		Nathan Thomas		1200m	1200m	(0:14.68)	(0:10.98)	(0:11.45)	(0:11.27)	(0:11.59)	(0:12.34)		
7	6	MISS ORWELL	6	64.3	0:11.45	1:28.20 [7]	1:13.18 [7]	1:01.73 [7]	0:49.97 [7]	0:37.90 [7]	0:25.72 [7]	0:37.90	-2
		Amanda Thomson		1200m	1200m	(0:15.02)	(0:11.45)	(0:11.76)	(0:12.07)	(0:12.18)	(0:12.46)		



Townsville QLD Professional  
Race 2: WRC TICKETS ON SALE SOON Maiden Plate - 1400m  
15 March 2024 - 13:35



Track Rating: Soft 5, Weather: Fine, Rail Position: +2m 1000m-W/Post; +0.5m Remainder

Section Field Times				200m 0:12.52 (0:12.52)				Last 600m 0:35.75	
Rank	TAB	Horse/Jockey	Barrier	Top Speed [km/h]	Fastest Section	Margin		Distance Travelled [m]	
1	1	IT'S BEEN A TREK Adam Sewell	1	67.0 1200m	0:10.97 1200m	0:12.52 [1] (0:12.52)		0:35.75	
2	3	SPRING'S GIFT Lacey Morrison	3	66.9 1200m	0:11.00 1200m	0:12.88 [2] (0:12.88)		0:36.34 +0	
3	5	HUGHIE VUITTON Gabrielle Semmens	5	66.9 1200m	0:11.07 1200m	0:12.80 [3] (0:12.80)		0:36.16 -8	
4	4	CYBER JAM Adam Spinks	4	67.0 1200m	0:11.02 1200m	0:12.87 [5] (0:12.87)		0:36.41 +4	
5	2	SNUGGLE BANG YAHOO Jason Taylor	2	66.2 1200m	0:11.03 1200m	0:13.21 [4] (0:13.21)		0:36.91 +3	
6	7	WILD AFFAIR Nathan Thomas	7	66.5 1200m	0:10.98 1200m	0:13.77 [6] (0:13.77)		0:37.70 -1	
7	6	MISS ORWELL Amanda Thomson	6	64.3 1200m	0:11.45 1200m	0:13.26 [7] (0:13.26)		0:37.90 -2	





Horse/Jockey Name	It's Been A Trek
Final Rank	1
Fastest Section Time (Section)	0:10.97 (1200m)
Top Speed [km/h] (Section)	67.0 (1200m)
Race State	Finished



Townsville QLD Professional

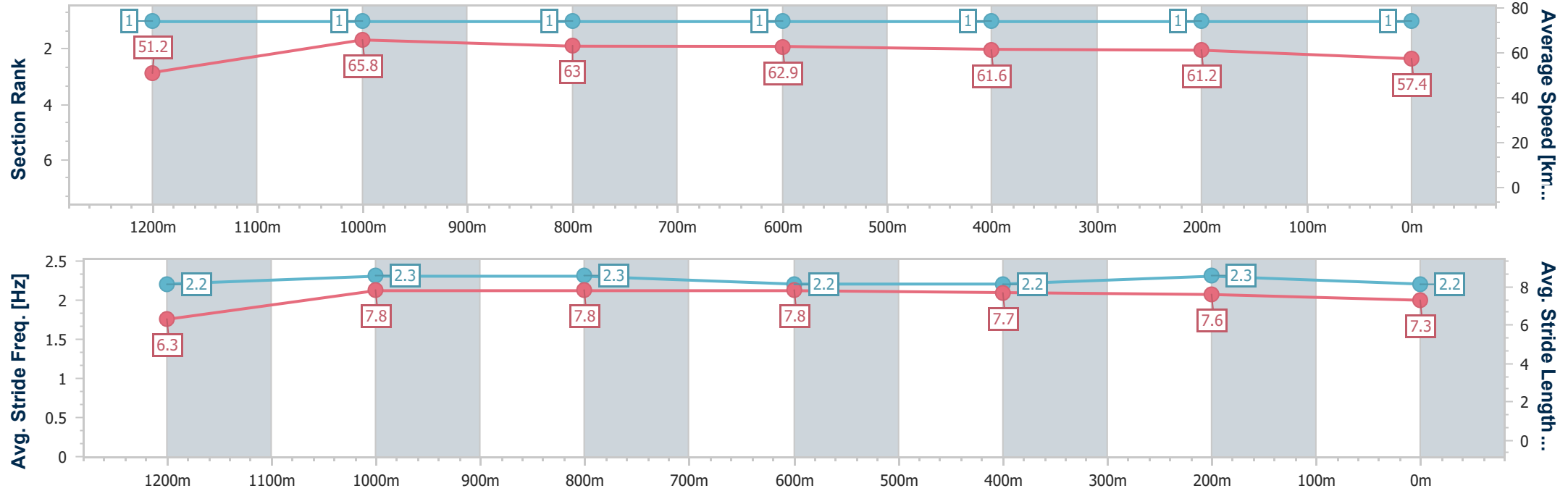
Race 2: WRC TICKETS ON SALE SOON Maiden Plate - 1400m

15 March 2024 - 13:35

Track Rating: Soft 5, Weather: Fine, Rail Position: +2m 1000m-  
W/Post; +0.5m Remainder



Section	Overall	1200m	1000m	800m	600m	400m	200m						
Section Times	1:23.77 [1] (0:14.06)	1:09.71 [1] (0:10.97)	0:58.74 [1] (0:11.56)	0:47.18 [1] (0:11.43)	0:35.75 [1] (0:11.50)	0:24.25 [1] (0:11.73)	0:12.52 [1] (0:12.52)						
Average Speed [km/h]	51.2	65.8	63.0	62.9	61.6	61.2	57.4						
Top Speed [km/h]	66.1	67.0	63.9	63.9	62.3	61.8	61.4						
Avg. Dist. to Rail [m]	4.2	2.8	2.7	1.2	3.2	1.3	1.2						
Avg. Stride Freq. [Hz]	2.2	2.3	2.3	2.2	2.2	2.3	2.2						
Avg. Stride Length [m]	6.3	7.8	7.8	7.8	7.7	7.6	7.3						





Horse/Jockey Name	Spring's Gift
Final Rank	2
Fastest Section Time (Section)	0:11.00 (1200m)
Top Speed [km/h] (Section)	66.9 (1200m)
Race State	Finished



Townsville QLD Professional

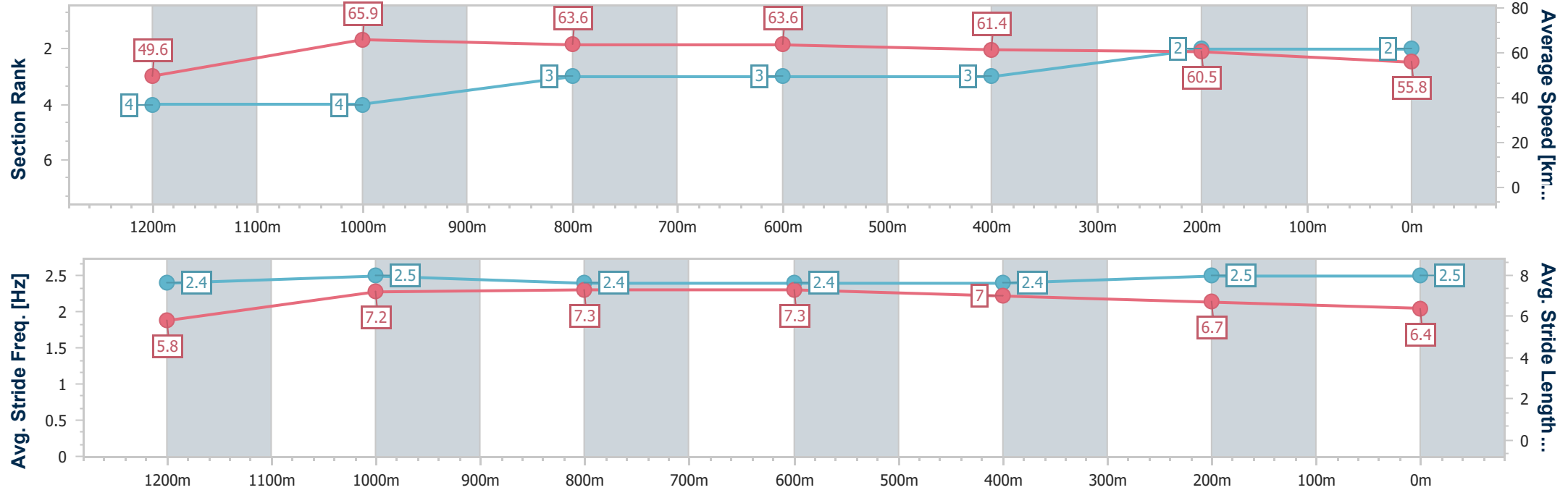
Race 2: WRC TICKETS ON SALE SOON Maiden Plate - 1400m

15 March 2024 - 13:35

Track Rating: Soft 5, Weather: Fine, Rail Position: +2m 1000m-  
W/Post; +0.5m Remainder



Section	Overall	1200m	1000m	800m	600m	400m	200m						
Section Times	1:24.50 [2] (0:14.51)	1:09.99 [4] (0:11.00)	0:58.99 [4] (0:11.40)	0:47.59 [3] (0:11.25)	0:36.34 [3] (0:11.55)	0:24.79 [3] (0:11.91)	0:12.88 [2] (0:12.88)						
Average Speed [km/h]	49.6	65.9	63.6	63.6	61.4	60.5	55.8						
Top Speed [km/h]	64.0	66.9	65.8	64.7	63.8	61.1	59.1						
Avg. Dist. to Rail [m]	7.5	3.3	2.2	1.7	2.5	1.0	0.8						
Avg. Stride Freq. [Hz]	2.4	2.5	2.4	2.4	2.4	2.5	2.5						
Avg. Stride Length [m]	5.8	7.2	7.3	7.3	7.0	6.7	6.4						





Horse/Jockey Name	Hughie Vuitton
Final Rank	3
Fastest Section Time (Section)	0:11.07 (1200m)
Top Speed [km/h] (Section)	66.9 (1200m)
Race State	Finished



Townsville QLD Professional

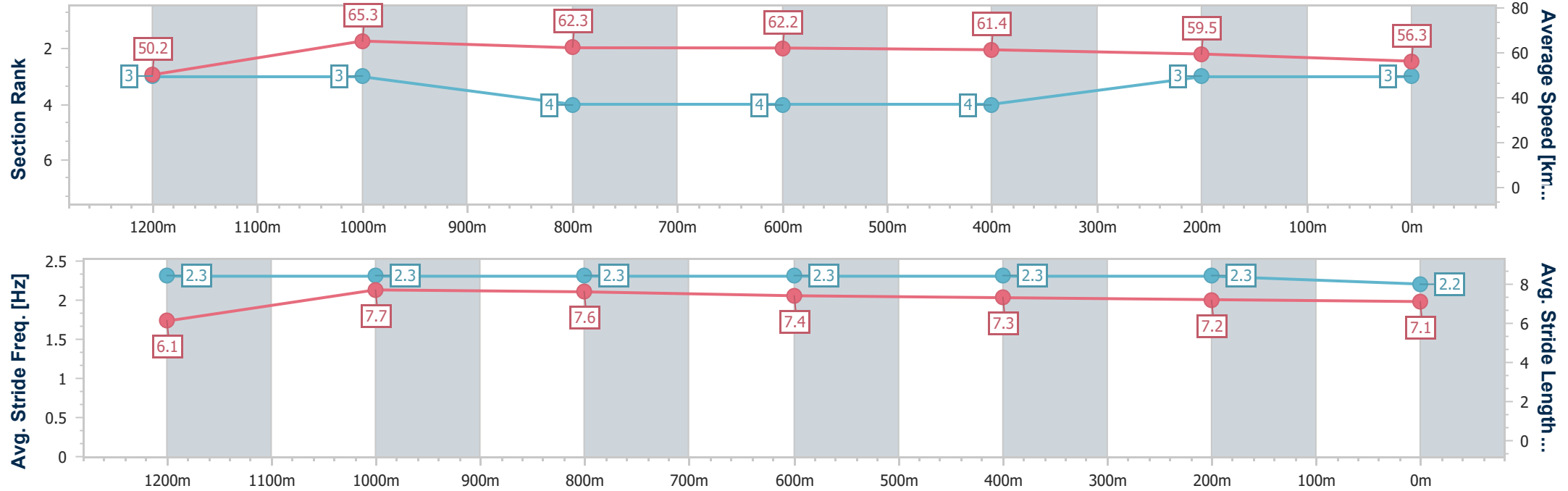
Race 2: WRC TICKETS ON SALE SOON Maiden Plate - 1400m

15 March 2024 - 13:35

Track Rating: Soft 5, Weather: Fine, Rail Position: +2m 1000m-  
W/Post; +0.5m Remainder



Section	Overall	1200m	1000m	800m	600m	400m	200m						
Section Times	1:24.52 [3] (0:14.38)	1:10.14 [3] (0:11.07)	0:59.07 [3] (0:11.53)	0:47.54 [4] (0:11.38)	0:36.16 [4] (0:11.39)	0:24.77 [4] (0:11.97)	0:12.80 [3] (0:12.80)						
Average Speed [km/h]	50.2	65.3	62.3	62.2	61.4	59.5	56.3						
Top Speed [km/h]	64.9	66.9	66.3	63.5	62.8	61.2	58.5						
Avg. Dist. to Rail [m]	5.9	2.6	1.0	3.4	6.2	3.7	1.4						
Avg. Stride Freq. [Hz]	2.3	2.3	2.3	2.3	2.3	2.3	2.2						
Avg. Stride Length [m]	6.1	7.7	7.6	7.4	7.3	7.2	7.1						





Horse/Jockey Name	Cyber Jam
Final Rank	4
Fastest Section Time (Section)	0:11.02 (1200m)
Top Speed [km/h] (Section)	67.0 (1200m)
Race State	Finished



Townsville QLD Professional

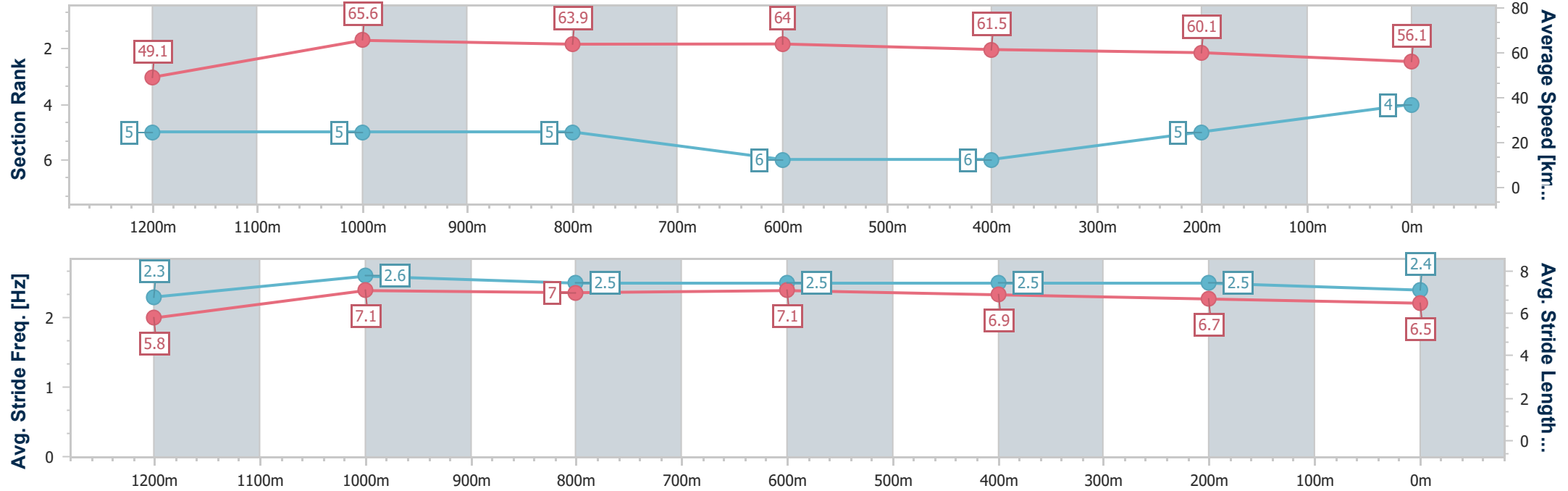
Race 2: WRC TICKETS ON SALE SOON Maiden Plate - 1400m

15 March 2024 - 13:35

Track Rating: Soft 5, Weather: Fine, Rail Position: +2m 1000m-W/Post; +0.5m Remainder



Section	Overall	1200m	1000m	800m	600m	400m	200m						
Section Times	1:24.80 [4] (0:14.64)	1:10.16 [5] (0:11.02)	0:59.14 [5] (0:11.44)	0:47.70 [5] (0:11.29)	0:36.41 [6] (0:11.63)	0:24.78 [6] (0:11.91)	0:12.87 [5] (0:12.87)						
Average Speed [km/h]	49.1	65.6	63.9	64.0	61.5	60.1	56.1						
Top Speed [km/h]	63.7	67.0	67.0	64.6	63.1	61.9	58.4						
Avg. Dist. to Rail [m]	6.2	3.4	3.1	0.8	1.1	1.5	1.4						
Avg. Stride Freq. [Hz]	2.3	2.6	2.5	2.5	2.5	2.5	2.4						
Avg. Stride Length [m]	5.8	7.1	7.0	7.1	6.9	6.7	6.5						





Horse/Jockey Name	Snuggle Bang Yahoo
Final Rank	5
Fastest Section Time (Section)	0:11.03 (1200m)
Top Speed [km/h] (Section)	66.2 (1200m)
Race State	Finished



Townsville QLD Professional

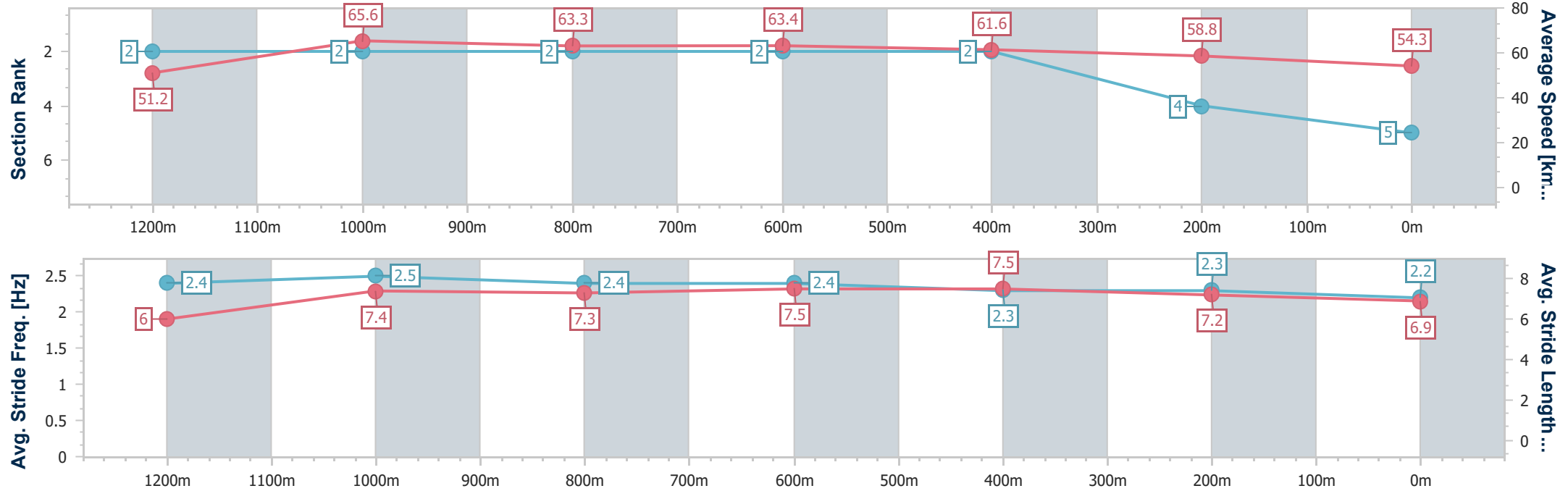
Race 2: WRC TICKETS ON SALE SOON Maiden Plate - 1400m

15 March 2024 - 13:35

Track Rating: Soft 5, Weather: Fine, Rail Position: +2m 1000m-  
W/Post; +0.5m Remainder



Section	Overall	1200m	1000m	800m	600m	400m	200m						
Section Times	1:24.98 [5] (0:14.07)	1:10.91 [2] (0:11.03)	0:59.88 [2] (0:11.61)	0:48.27 [2] (0:11.36)	0:36.91 [2] (0:11.49)	0:25.42 [2] (0:12.21)	0:13.21 [4] (0:13.21)						
Average Speed [km/h]	51.2	65.6	63.3	63.4	61.6	58.8	54.3						
Top Speed [km/h]	65.9	66.2	64.7	65.0	63.1	60.9	56.7						
Avg. Dist. to Rail [m]	7.3	6.6	4.9	1.4	3.3	2.5	0.7						
Avg. Stride Freq. [Hz]	2.4	2.5	2.4	2.4	2.3	2.3	2.2						
Avg. Stride Length [m]	6.0	7.4	7.3	7.5	7.5	7.2	6.9						





Horse/Jockey Name	Wild Affair
Final Rank	6
Fastest Section Time (Section)	0:10.98 (1200m)
Top Speed [km/h] (Section)	66.5 (1200m)
Race State	Finished



Townsville QLD Professional

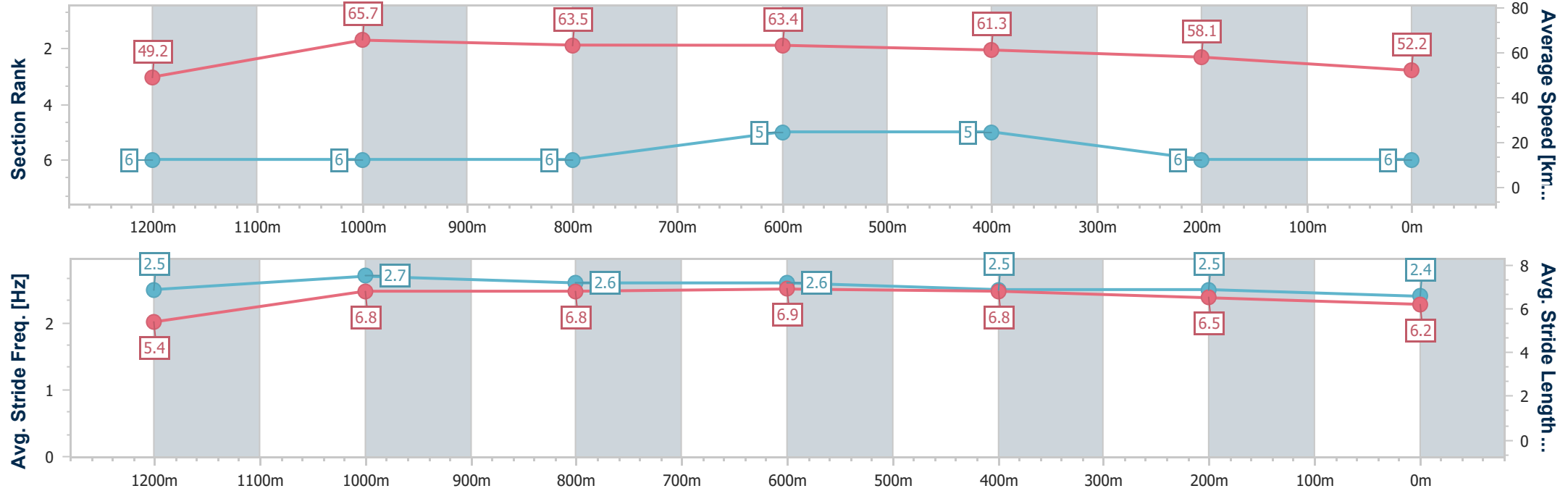
Race 2: WRC TICKETS ON SALE SOON Maiden Plate - 1400m

15 March 2024 - 13:35

Track Rating: Soft 5, Weather: Fine, Rail Position: +2m 1000m-  
W/Post; +0.5m Remainder



Section	Overall	1200m	1000m	800m	600m	400m	200m						
Section Times	1:26.08 [6] (0:14.68)	1:11.40 [6] (0:10.98)	1:00.42 [6] (0:11.45)	0:48.97 [6] (0:11.27)	0:37.70 [5] (0:11.59)	0:26.11 [5] (0:12.34)	0:13.77 [6] (0:13.77)						
Average Speed [km/h]	49.2	65.7	63.5	63.4	61.3	58.1	52.2						
Top Speed [km/h]	66.0	66.5	65.7	63.9	62.6	59.8	56.6						
Avg. Dist. to Rail [m]	6.0	3.3	2.6	1.7	3.2	1.4	1.9						
Avg. Stride Freq. [Hz]	2.5	2.7	2.6	2.6	2.5	2.5	2.4						
Avg. Stride Length [m]	5.4	6.8	6.8	6.9	6.8	6.5	6.2						





Horse/Jockey Name	Miss Orwell
Final Rank	7
Fastest Section Time (Section)	0:11.45 (1200m)
Top Speed [km/h] (Section)	64.3 (1200m)
Race State	Finished



Townsville QLD Professional

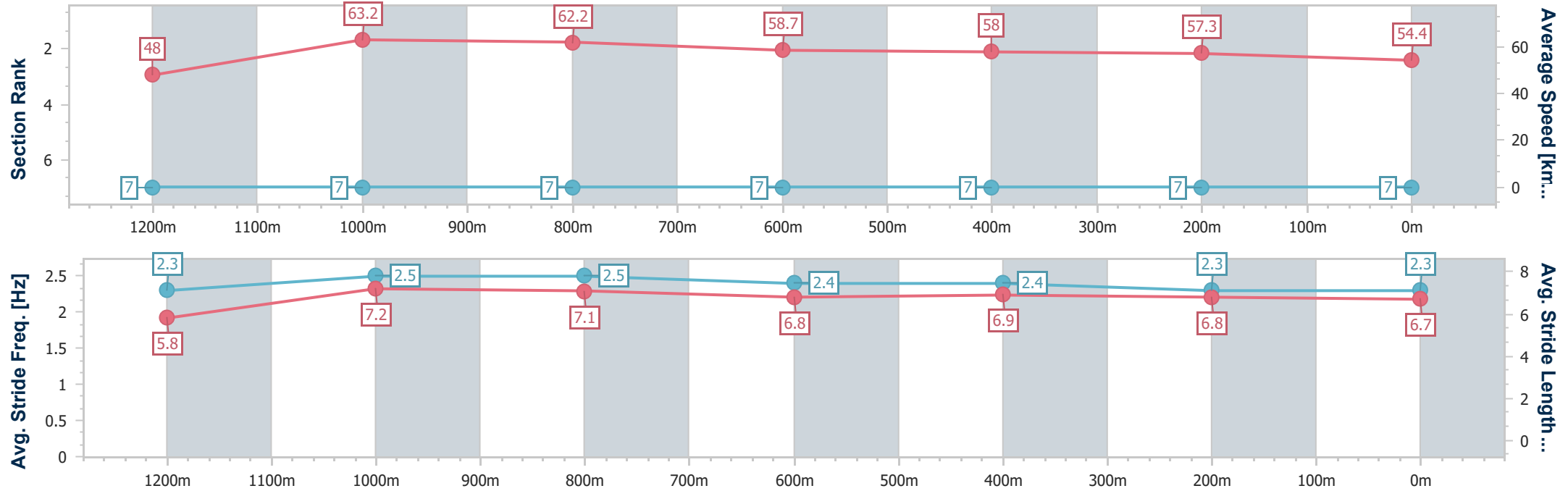
Race 2: WRC TICKETS ON SALE SOON Maiden Plate - 1400m

15 March 2024 - 13:35

Track Rating: Soft 5, Weather: Fine, Rail Position: +2m 1000m-  
W/Post; +0.5m Remainder



Section	Overall	1200m	1000m	800m	600m	400m	200m						
Section Times	1:28.20 [7] (0:15.02)	1:13.18 [7] (0:11.45)	1:01.73 [7] (0:11.76)	0:49.97 [7] (0:12.07)	0:37.90 [7] (0:12.18)	0:25.72 [7] (0:12.46)	0:13.26 [7] (0:13.26)						
Average Speed [km/h]	48.0	63.2	62.2	58.7	58.0	57.3	54.4						
Top Speed [km/h]	62.4	64.3	63.5	60.9	59.1	58.3	57.4						
Avg. Dist. to Rail [m]	8.1	5.4	2.6	2.6	4.1	2.0	0.8						
Avg. Stride Freq. [Hz]	2.3	2.5	2.5	2.4	2.4	2.3	2.3						
Avg. Stride Length [m]	5.8	7.2	7.1	6.8	6.9	6.8	6.7						





Townsville QLD Professional  
Race 3: LADBROKES MATES MODE QTIS Three-Year-Old Maiden  
Handicap - 1200m  
15 March 2024 - 14:10



Track Rating: Soft 5, Weather: Fine, Rail Position: +2m 1000m-W/Post; +0.5m Remainder

Section		Overall				1000m	800m	600m	400m	200m	Last 600m		
Field Times		1:11.07				0:57.10	0:46.24	0:35.27	0:24.10	0:12.66	0:35.27		
		(0:13.97)				(0:10.86)	(0:10.97)	(0:11.17)	(0:11.44)	(0:12.66)			
Rank	TAB	Horse/Jockey	Barrier	Top Speed [km/h]	Fastest Section						Margin	Distance Travelled [m]	
1	1	WIN AND TONIC	1	68.7	0:10.86	1:11.07 [1]	0:57.10 [1]	0:46.24 [1]	0:35.27 [1]	0:24.10 [1]	0:12.66 [1]	1:11.07	0:35.27
		Ashley Butler		1000m	1000m	(0:13.97)	(0:10.86)	(0:10.97)	(0:11.17)	(0:11.44)	(0:12.66)		
2	9	MOON MISSILE	9	66.9	0:10.80	1:11.53 [2]	0:57.12 [3]	0:46.00 [4]	0:35.20 [5]	0:24.10 [4]	0:12.36 [3]	0.46L	0:35.20 -3
		Lacey Morrison		800m	800m	(0:14.41)	(0:11.12)	(0:10.80)	(0:11.10)	(0:11.74)	(0:12.36)		
3	7	RIVALON	7	67.8	0:10.79	1:11.53 [3]	0:56.84 [6]	0:45.82 [6]	0:35.03 [6]	0:23.98 [6]	0:12.34 [4]	0L	0:35.03 +0
		Adrian Layt		1000m	800m	(0:14.69)	(0:11.02)	(0:10.79)	(0:11.05)	(0:11.64)	(0:12.34)		
4	2	KOBIE'S LUCK	2	68.1	0:10.85	1:11.80 [4]	0:57.65 [2]	0:46.74 [2]	0:35.89 [2]	0:24.73 [2]	0:13.21 [2]	0.27L	0:35.89 -3
		Carl Spry		Overall	800m	(0:14.15)	(0:10.91)	(0:10.85)	(0:11.16)	(0:11.52)	(0:13.21)		
5	3	KAI COME	3	68.9	0:10.75	1:12.25 [5]	0:57.82 [4]	0:46.92 [3]	0:36.17 [3]	0:24.97 [3]	0:13.03 [5]	0.45L	0:36.17 +4
		Adam Sewell		1000m	800m	(0:14.43)	(0:10.90)	(0:10.75)	(0:11.20)	(0:11.94)	(0:13.03)		
6	6	JAAKUNA	6	68.3	0:10.71	1:12.28 [6]	0:57.72 [5]	0:46.72 [5]	0:36.01 [4]	0:24.79 [5]	0:12.86 [6]	0.03L	0:36.01 +5
		Nathan Thomas		800m	800m	(0:14.56)	(0:11.00)	(0:10.71)	(0:11.22)	(0:11.93)	(0:12.86)		
7	5	ICE BOUND	5	69.1	0:10.84	1:12.40 [7]	0:57.58 [8]	0:46.68 [7]	0:35.84 [7]	0:24.67 [7]	0:12.90 [7]	0.12L	0:35.84 +7
		Jason Taylor		1000m	800m	(0:14.82)	(0:10.90)	(0:10.84)	(0:11.17)	(0:11.77)	(0:12.90)		
8	4	READY TO REASON	4	68.9	0:10.87	1:12.43 [8]	0:57.67 [7]	0:46.66 [8]	0:35.79 [8]	0:24.43 [8]	0:12.49 [8]	0.03L	0:35.79 +8
		Denicious Smith		1000m	800m	(0:14.76)	(0:11.01)	(0:10.87)	(0:11.36)	(0:11.94)	(0:12.49)		
9	8	MR DOLLAR	8	64.5	0:11.42	1:17.26 [9]	1:01.55 [9]	0:49.24 [9]	0:37.82 [9]	0:26.18 [9]	0:13.66 [9]	4.83L	0:37.82 +0
		Amanda Thomson		800m	800m	(0:15.71)	(0:12.31)	(0:11.42)	(0:11.64)	(0:12.52)	(0:13.66)		





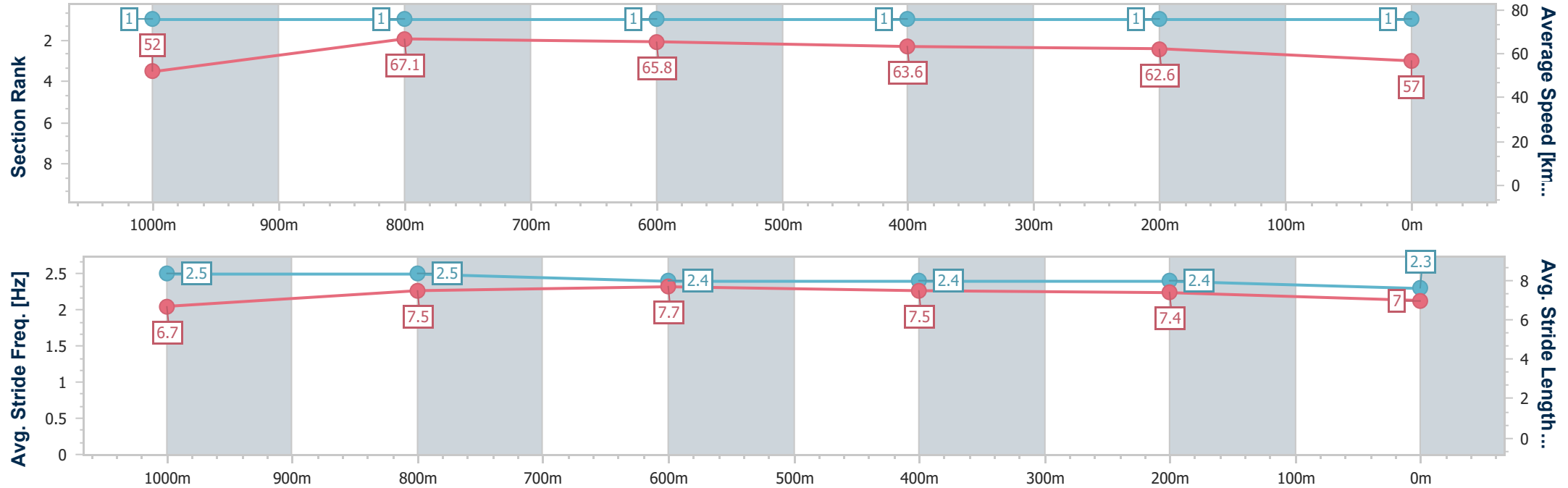
Horse/Jockey Name	Win And Tonic
Final Rank	1
Fastest Section Time (Section)	0:10.86 (1000m)
Top Speed [km/h] (Section)	68.7 (1000m)
Race State	Finished



Townsville QLD Professional  
Race 3: LADBROKES MATES MODE QTIS Three-Year-Old  
Maiden Handicap - 1200m  
15 March 2024 - 14:10  
Track Rating: Soft 5, Weather: Fine, Rail Position: +2m 1000m-  
W/Post; +0.5m Remainder



Section	Overall	1000m	800m	600m	400m	200m							
Section Times	1:11.07 [1] (0:13.97)	0:57.10 [1] (0:10.86)	0:46.24 [1] (0:10.97)	0:35.27 [1] (0:11.17)	0:24.10 [1] (0:11.44)	0:12.66 [1] (0:12.66)							
Average Speed [km/h]	52.0	67.1	65.8	63.6	62.6	57.0							
Top Speed [km/h]	68.5	68.7	67.6	64.7	63.5	60.7							
Avg. Dist. to Rail [m]	8.7	3.2	1.0	2.3	1.7	0.8							
Avg. Stride Freq. [Hz]	2.5	2.5	2.4	2.4	2.4	2.3							
Avg. Stride Length [m]	6.7	7.5	7.7	7.5	7.4	7.0							





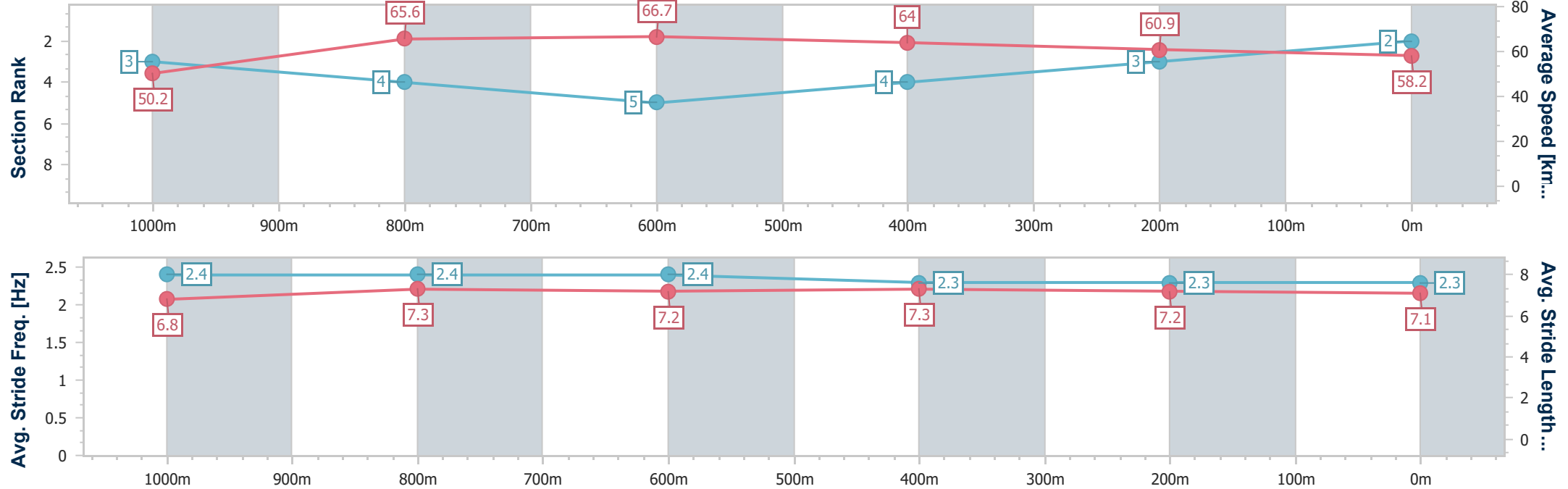
Horse/Jockey Name	Moon Missile
Final Rank	2
Fastest Section Time (Section)	0:10.80 (800m)
Top Speed [km/h] (Section)	66.9 (800m)
Race State	Finished



Townsville QLD Professional  
Race 3: LADBROKES MATES MODE QTIS Three-Year-Old  
Maiden Handicap - 1200m  
15 March 2024 - 14:10  
Track Rating: Soft 5, Weather: Fine, Rail Position: +2m 1000m-  
W/Post; +0.5m Remainder



Section	Overall	1000m	800m	600m	400m	200m								
Section Times	1:11.53 [2] (0:14.41)	0:57.12 [3] (0:11.12)	0:46.00 [4] (0:10.80)	0:35.20 [5] (0:11.10)	0:24.10 [4] (0:11.74)	0:12.36 [3] (0:12.36)								
Average Speed [km/h]	50.2	65.6	66.7	64.0	60.9	58.2								
Top Speed [km/h]	66.0	66.6	66.9	66.1	62.9	61.1								
Avg. Dist. to Rail [m]	8.3	3.1	1.2	2.5	1.6	0.4								
Avg. Stride Freq. [Hz]	2.4	2.4	2.4	2.3	2.3	2.3								
Avg. Stride Length [m]	6.8	7.3	7.2	7.3	7.2	7.1								





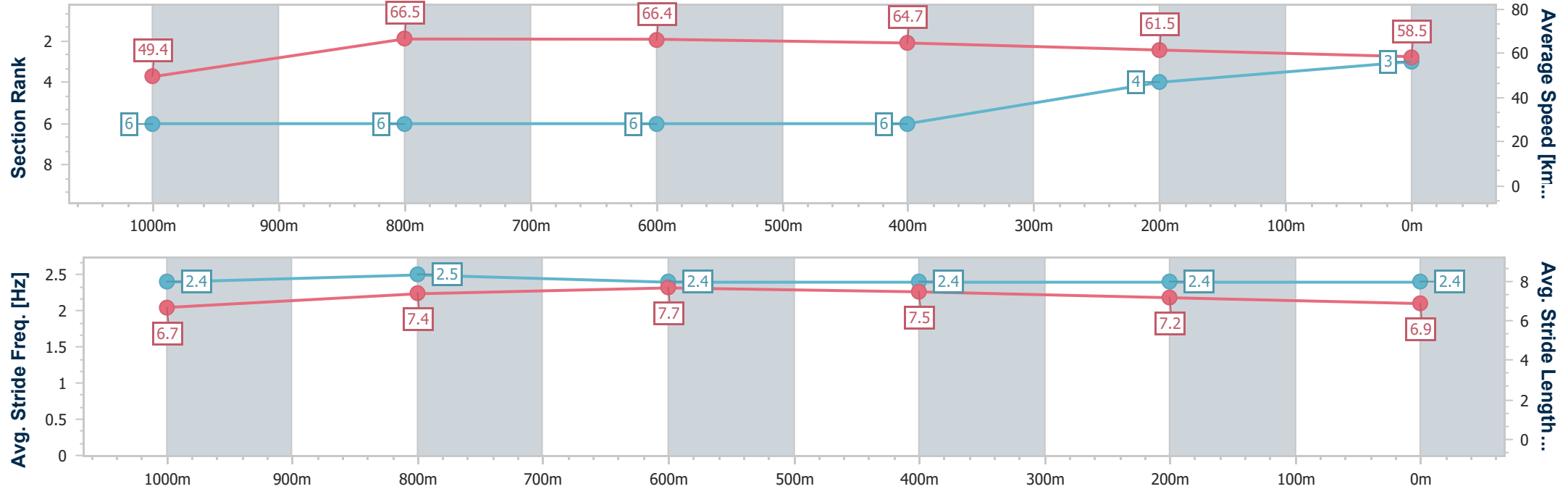
Horse/Jockey Name	Rivalon
Final Rank	3
Fastest Section Time (Section)	0:10.79 (800m)
Top Speed [km/h] (Section)	67.8 (1000m)
Race State	Finished



Townsville QLD Professional  
Race 3: LADBROKES MATES MODE QTIS Three-Year-Old  
Maiden Handicap - 1200m  
15 March 2024 - 14:10  
Track Rating: Soft 5, Weather: Fine, Rail Position: +2m 1000m-  
W/Post; +0.5m Remainder



Section	Overall	1000m	800m	600m	400m	200m							
Section Times	1:11.53 [3] (0:14.69)	0:56.84 [6] (0:11.02)	0:45.82 [6] (0:10.79)	0:35.03 [6] (0:11.05)	0:23.98 [6] (0:11.64)	0:12.34 [4] (0:12.34)							
Average Speed [km/h]	49.4	66.5	66.4	64.7	61.5	58.5							
Top Speed [km/h]	65.5	67.8	67.1	66.5	63.8	63.9							
Avg. Dist. to Rail [m]	6.8	3.9	1.1	1.9	1.8	4.7							
Avg. Stride Freq. [Hz]	2.4	2.5	2.4	2.4	2.4	2.4							
Avg. Stride Length [m]	6.7	7.4	7.7	7.5	7.2	6.9							





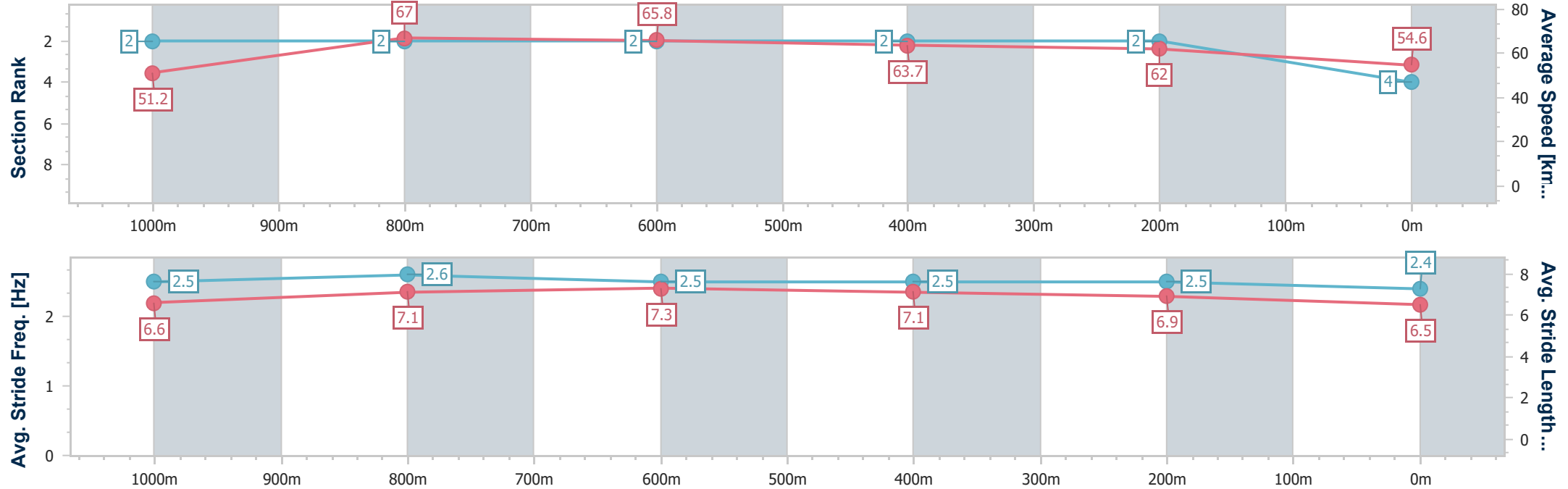
Horse/Jockey Name	Kobie's Luck
Final Rank	4
Fastest Section Time (Section)	0:10.85 (800m)
Top Speed [km/h] (Section)	68.1 (Overall)
Race State	Finished



Townsville QLD Professional  
Race 3: LADBROKES MATES MODE QTIS Three-Year-Old  
Maiden Handicap - 1200m  
15 March 2024 - 14:10  
Track Rating: Soft 5, Weather: Fine, Rail Position: +2m 1000m-  
W/Post; +0.5m Remainder



Section	Overall	1000m	800m	600m	400m	200m								
Section Times	1:11.80 [4] (0:14.15)	0:57.65 [2] (0:10.91)	0:46.74 [2] (0:10.85)	0:35.89 [2] (0:11.16)	0:24.73 [2] (0:11.52)	0:13.21 [2] (0:13.21)								
Average Speed [km/h]	51.2	67.0	65.8	63.7	62.0	54.6								
Top Speed [km/h]	68.1	68.0	66.8	64.7	63.4	59.9								
Avg. Dist. to Rail [m]	6.5	3.1	1.3	2.9	1.3	1.6								
Avg. Stride Freq. [Hz]	2.5	2.6	2.5	2.5	2.5	2.4								
Avg. Stride Length [m]	6.6	7.1	7.3	7.1	6.9	6.5								





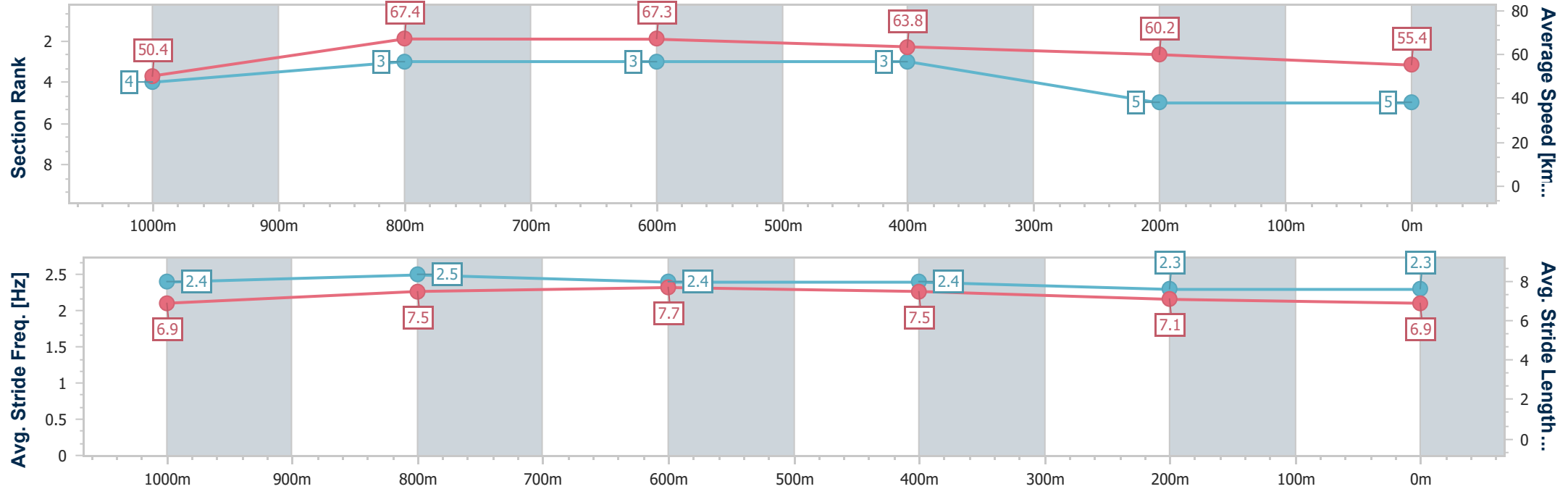
Horse/Jockey Name	Kai Come
Final Rank	5
Fastest Section Time (Section)	0:10.75 (800m)
Top Speed [km/h] (Section)	68.9 (1000m)
Race State	Finished



Townsville QLD Professional  
Race 3: LADBROKES MATES MODE QTIS Three-Year-Old  
Maiden Handicap - 1200m  
15 March 2024 - 14:10  
Track Rating: Soft 5, Weather: Fine, Rail Position: +2m 1000m-  
W/Post; +0.5m Remainder



Section	Overall	1000m	800m	600m	400m	200m							
Section Times	1:12.25 [5] (0:14.43)	0:57.82 [4] (0:10.90)	0:46.92 [3] (0:10.75)	0:36.17 [3] (0:11.20)	0:24.97 [3] (0:11.94)	0:13.03 [5] (0:13.03)							
Average Speed [km/h]	50.4	67.4	67.3	63.8	60.2	55.4							
Top Speed [km/h]	68.7	68.9	68.3	66.4	61.6	59.0							
Avg. Dist. to Rail [m]	9.8	4.7	0.9	0.9	0.7	0.5							
Avg. Stride Freq. [Hz]	2.4	2.5	2.4	2.4	2.3	2.3							
Avg. Stride Length [m]	6.9	7.5	7.7	7.5	7.1	6.9							





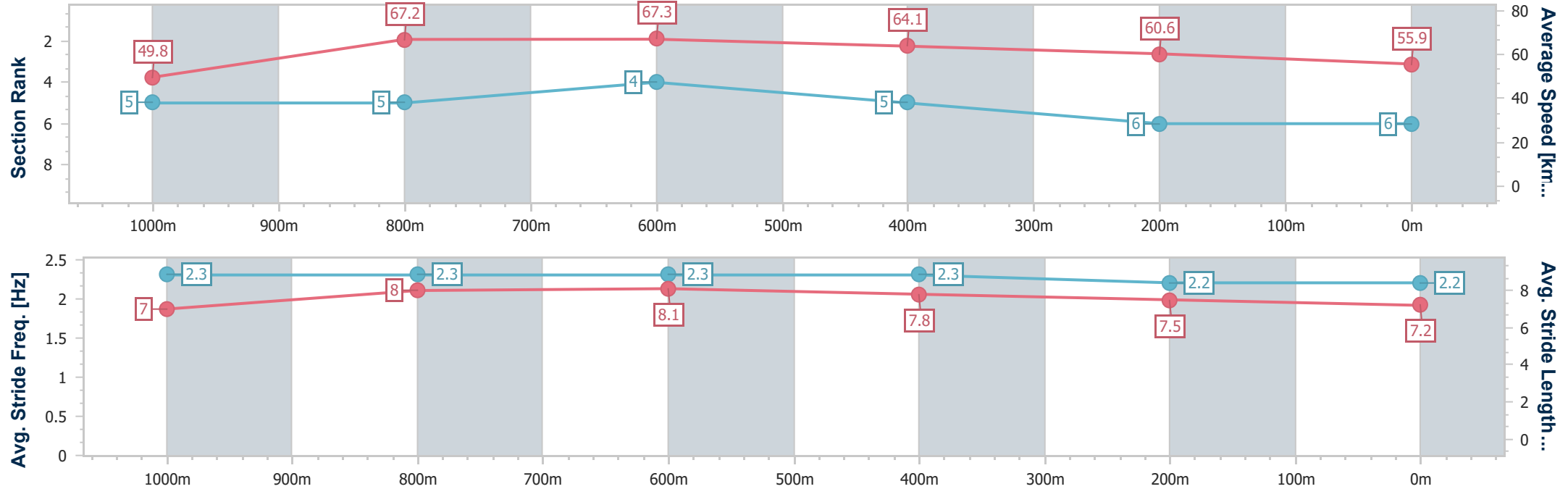
Horse/Jockey Name	Jaakuna
Final Rank	6
Fastest Section Time (Section)	0:10.71 (800m)
Top Speed [km/h] (Section)	68.3 (800m)
Race State	Finished



Townsville QLD Professional  
Race 3: LADBROKES MATES MODE QTIS Three-Year-Old  
Maiden Handicap - 1200m  
15 March 2024 - 14:10  
Track Rating: Soft 5, Weather: Fine, Rail Position: +2m 1000m-  
W/Post; +0.5m Remainder



Section	Overall	1000m	800m	600m	400m	200m							
Section Times	1:12.28 [6] (0:14.56)	0:57.72 [5] (0:11.00)	0:46.72 [5] (0:10.71)	0:36.01 [4] (0:11.22)	0:24.79 [5] (0:11.93)	0:12.86 [6] (0:12.86)							
Average Speed [km/h]	49.8	67.2	67.3	64.1	60.6	55.9							
Top Speed [km/h]	67.3	67.6	68.3	67.8	61.9	58.2							
Avg. Dist. to Rail [m]	8.2	5.2	1.3	0.5	1.7	2.8							
Avg. Stride Freq. [Hz]	2.3	2.3	2.3	2.3	2.2	2.2							
Avg. Stride Length [m]	7.0	8.0	8.1	7.8	7.5	7.2							





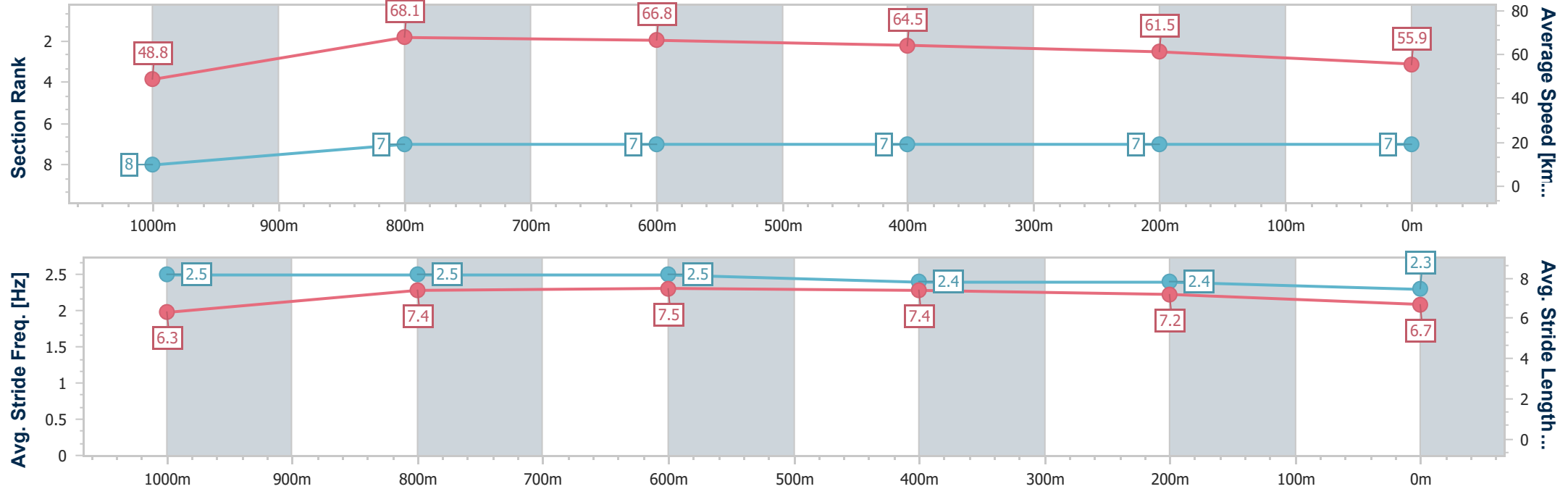
Horse/Jockey Name	Ice Bound
Final Rank	7
Fastest Section Time (Section)	0:10.84 (800m)
Top Speed [km/h] (Section)	69.1 (1000m)
Race State	Finished



Townsville QLD Professional  
Race 3: LADBROKES MATES MODE QTIS Three-Year-Old  
Maiden Handicap - 1200m  
15 March 2024 - 14:10  
Track Rating: Soft 5, Weather: Fine, Rail Position: +2m 1000m-  
W/Post; +0.5m Remainder



Section	Overall	1000m	800m	600m	400m	200m							
Section Times	1:12.40 [7] (0:14.82)	0:57.58 [8] (0:10.90)	0:46.68 [7] (0:10.84)	0:35.84 [7] (0:11.17)	0:24.67 [7] (0:11.77)	0:12.90 [7] (0:12.90)							
Average Speed [km/h]	48.8	68.1	66.8	64.5	61.5	55.9							
Top Speed [km/h]	67.5	69.1	67.9	67.4	63.3	59.7							
Avg. Dist. to Rail [m]	8.5	6.0	1.3	0.3	2.8	5.6							
Avg. Stride Freq. [Hz]	2.5	2.5	2.5	2.4	2.4	2.3							
Avg. Stride Length [m]	6.3	7.4	7.5	7.4	7.2	6.7							





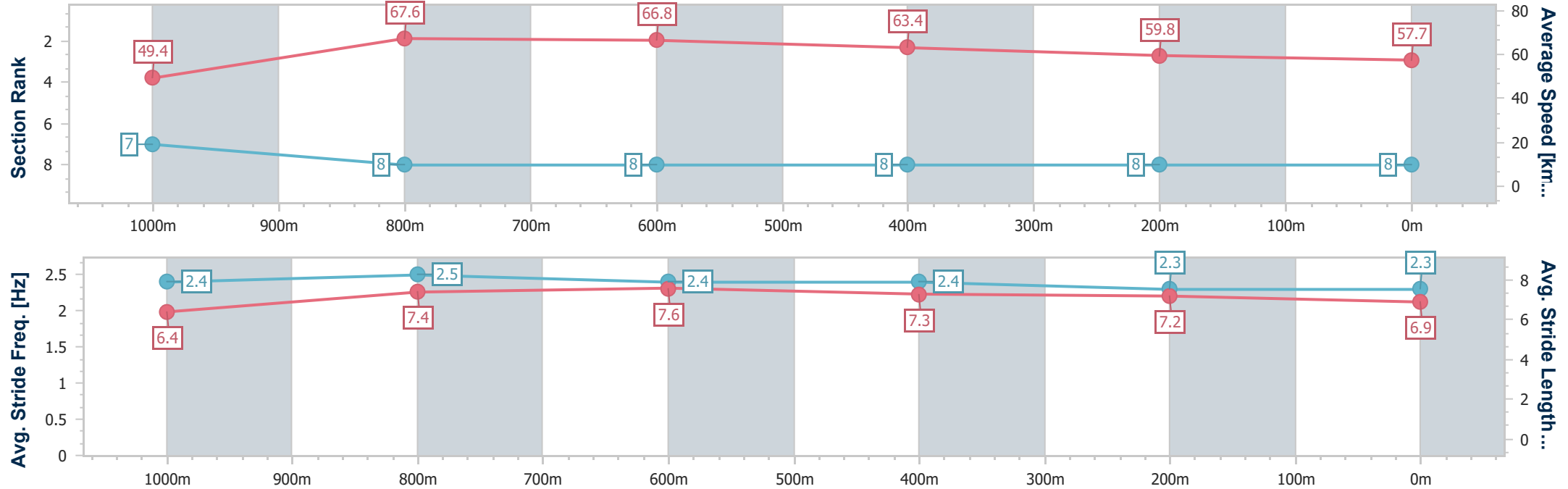
Horse/Jockey Name	Ready To Reason
Final Rank	8
Fastest Section Time (Section)	0:10.87 (800m)
Top Speed [km/h] (Section)	68.9 (1000m)
Race State	Finished



Townsville QLD Professional  
Race 3: LADBROKES MATES MODE QTIS Three-Year-Old  
Maiden Handicap - 1200m  
15 March 2024 - 14:10  
Track Rating: Soft 5, Weather: Fine, Rail Position: +2m 1000m-  
W/Post; +0.5m Remainder



Section	Overall	1000m	800m	600m	400m	200m							
Section Times	1:12.43 [8] (0:14.76)	0:57.67 [7] (0:11.01)	0:46.66 [8] (0:10.87)	0:35.79 [8] (0:11.36)	0:24.43 [8] (0:11.94)	0:12.49 [8] (0:12.49)							
Average Speed [km/h]	49.4	67.6	66.8	63.4	59.8	57.7							
Top Speed [km/h]	67.1	68.9	67.9	66.6	60.8	59.6							
Avg. Dist. to Rail [m]	11.5	6.8	2.0	0.5	1.8	0.6							
Avg. Stride Freq. [Hz]	2.4	2.5	2.4	2.4	2.3	2.3							
Avg. Stride Length [m]	6.4	7.4	7.6	7.3	7.2	6.9							







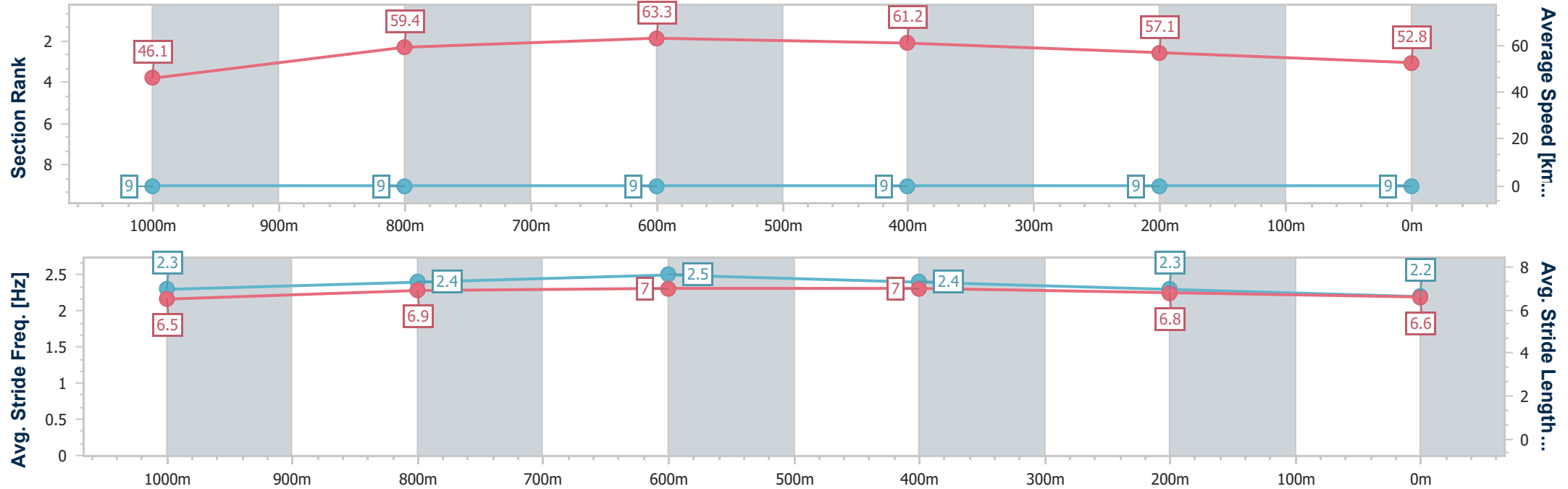
Horse/Jockey Name	Mr Dollar
Final Rank	9
Fastest Section Time (Section)	0:11.42 (800m)
Top Speed [km/h] (Section)	64.5 (800m)
Race State	Finished



Townsville QLD Professional  
Race 3: LADBROKES MATES MODE QTIS Three-Year-Old  
Maiden Handicap - 1200m  
15 March 2024 - 14:10  
Track Rating: Soft 5, Weather: Fine, Rail Position: +2m 1000m-  
W/Post; +0.5m Remainder



Section	Overall	1000m	800m	600m	400m	200m							
Section Times	1:17.26 [9] (0:15.71)	1:01.55 [9] (0:12.31)	0:49.24 [9] (0:11.42)	0:37.82 [9] (0:11.64)	0:26.18 [9] (0:12.52)	0:13.66 [9] (0:13.66)							
Average Speed [km/h]	46.1	59.4	63.3	61.2	57.1	52.8							
Top Speed [km/h]	58.8	61.5	64.5	64.0	59.6	55.9							
Avg. Dist. to Rail [m]	5.6	3.8	0.9	2.1	2.6	0.9							
Avg. Stride Freq. [Hz]	2.3	2.4	2.5	2.4	2.3	2.2							
Avg. Stride Length [m]	6.5	6.9	7.0	7.0	6.8	6.6							





Townsville QLD Professional  
Race 4: FAMILY RACEDAY SATURDAY 13 APRIL BENCHMARK 65  
Handicap - 1609m  
15 March 2024 - 14:45



Track Rating: Soft 5, Weather: Fine, Rail Position: +2m 1000m-W/Post; +0.5m Remainder

Section					Overall	1400m	1200m	1000m	800m	600m	400m	Last 600m		
Field Times					1:37.39 (0:14.73)	1:22.66 (0:11.57)	1:11.09 (0:12.26)	0:58.83 (0:11.77)	0:47.06 (0:11.47)	0:35.59 (0:11.77)	0:23.82 (0:11.86)	0:35.59		
Rank	TAB	Horse/Jockey	Barrier	Top Speed [km/h]	Fastest Section									Distance Travelled [m]
1	6	MOOLOOLABA	6	63.9	0:11.54	1:37.39 [1]	1:22.63 [2]	1:11.01 [2]	0:58.69 [3]	0:46.86 [3]	0:35.32 [3]	0:23.59 [3]	0:35.32	
		Lacey Morrison		Overall	800m	(0:14.76)	(0:11.62)	(0:12.32)	(0:11.83)	(0:11.54)	(0:11.73)	(0:11.63)		
2	4	MONASTERY	4	64.3	0:11.48	1:37.41 [2]	1:22.68 [1]	1:11.11 [1]	0:58.84 [2]	0:47.08 [1]	0:35.60 [2]	0:23.83 [2]	0:35.60	-2
		Carl Spry		1400m	800m	(0:14.73)	(0:11.57)	(0:12.27)	(0:11.76)	(0:11.48)	(0:11.77)	(0:11.86)		
3	3	TAVISTEEL	3	64.1	0:11.46	1:37.57 [3]	1:22.79 [3]	1:11.11 [3]	0:58.74 [4]	0:46.78 [4]	0:35.32 [4]	0:23.73 [4]	0:35.32	+0
		Jason Taylor		Overall	800m	(0:14.78)	(0:11.68)	(0:12.37)	(0:11.96)	(0:11.46)	(0:11.59)	(0:11.64)		
4	1	NEBARAZ	1	64.3	0:11.34	1:37.75 [4]	1:22.44 [7]	1:10.73 [8]	0:58.55 [8]	0:46.66 [7]	0:35.32 [6]	0:23.85 [5]	0:35.32	-4
		Masayuki Abe		800m	800m	(0:15.31)	(0:11.71)	(0:12.18)	(0:11.89)	(0:11.34)	(0:11.47)	(0:11.71)		
5	5	JOE'S GIGGLE	5	64.8	0:11.35	1:37.92 [5]	1:22.86 [4]	1:11.28 [4]	0:58.82 [6]	0:46.82 [8]	0:35.47 [7]	0:23.90 [6]	0:35.47	+2
		Scott Sheargold		800m	800m	(0:15.06)	(0:11.58)	(0:12.46)	(0:12.00)	(0:11.35)	(0:11.57)	(0:11.61)		
6	8	PLUCKERCARN	8	64.9	0:11.26	1:38.08 [6]	1:22.31 [9]	1:10.81 [9]	0:58.59 [9]	0:46.65 [9]	0:35.39 [9]	0:23.79 [9]	0:35.39	-1
		Adam Sewell		800m	800m	(0:15.77)	(0:11.50)	(0:12.22)	(0:11.94)	(0:11.26)	(0:11.60)	(0:11.54)		
7	7	CONQUERING JUDAS	7	64.6	0:11.53	1:38.14 [7]	1:22.76 [8]	1:11.23 [7]	0:58.95 [7]	0:47.10 [6]	0:35.57 [8]	0:23.86 [8]	0:35.57	+7
		Adrian Layt		800m	1400m	(0:15.38)	(0:11.53)	(0:12.28)	(0:11.85)	(0:11.53)	(0:11.71)	(0:11.64)		
8	2	MEDAL	2	64.0	0:11.41	1:38.63 [8]	1:23.55 [5]	1:11.93 [5]	0:59.60 [5]	0:47.72 [5]	0:36.31 [5]	0:24.58 [7]	0:36.31	+1
		Frank Edwards		800m	800m	(0:15.08)	(0:11.62)	(0:12.33)	(0:11.88)	(0:11.41)	(0:11.73)	(0:11.95)		
9	9	RUN RAMPANT	9	63.6	0:11.45	1:39.05 [9]	1:23.94 [6]	1:12.21 [6]	1:00.49 [1]	0:48.70 [2]	0:37.25 [1]	0:25.48 [1]	0:37.25	-3
		Amanda Thomson		1200m	800m	(0:15.11)	(0:11.73)	(0:11.72)	(0:11.79)	(0:11.45)	(0:11.77)	(0:12.03)		



Townsville QLD Professional  
Race 4: FAMILY RACEDAY SATURDAY 13 APRIL BENCHMARK 65  
Handicap - 1609m  
15 March 2024 - 14:45



Track Rating: Soft 5, Weather: Fine, Rail Position: +2m 1000m-W/Post; +0.5m Remainder

Section		200m					Last 600m	
Field Times		0:11.96 (0:11.96)					0:35.59	
Rank	TAB	Horse/Jockey	Barrier	Top Speed [km/h]	Fastest Section	Margin	Distance Travelled [m]	
1	6	MOOLOOLABA	6	63.9	0:11.54	0:11.96 [1]	1:37.39	0:35.32
		Lacey Morrison		Overall	800m	(0:11.96)		
2	4	MONASTERY	4	64.3	0:11.48	0:11.97 [2]	0.02L	0:35.60
		Carl Spry		1400m	800m	(0:11.97)		-2
3	3	TAVISTEEL	3	64.1	0:11.46	0:12.09 [3]	0.16L	0:35.32
		Jason Taylor		Overall	800m	(0:12.09)		+0
4	1	NEBARAZ	1	64.3	0:11.34	0:12.14 [5]	0.18L	0:35.32
		Masayuki Abe		800m	800m	(0:12.14)		-4
5	5	JOE'S GIGGLE	5	64.8	0:11.35	0:12.29 [6]	0.17L	0:35.47
		Scott Sheargold		800m	800m	(0:12.29)		+2
6	8	PLUCKERCARN	8	64.9	0:11.26	0:12.25 [7]	0.16L	0:35.39
		Adam Sewell		800m	800m	(0:12.25)		-1
7	7	CONQUERING JUDAS	7	64.6	0:11.53	0:12.22 [8]	0.06L	0:35.57
		Adrian Layt		800m	1400m	(0:12.22)		+7
8	2	MEDAL	2	64.0	0:11.41	0:12.63 [9]	0.49L	0:36.31
		Frank Edwards		800m	800m	(0:12.63)		+1
9	9	RUN RAMPANT	9	63.6	0:11.45	0:13.45 [4]	0.42L	0:37.25
		Amanda Thomson		1200m	800m	(0:13.45)		-3



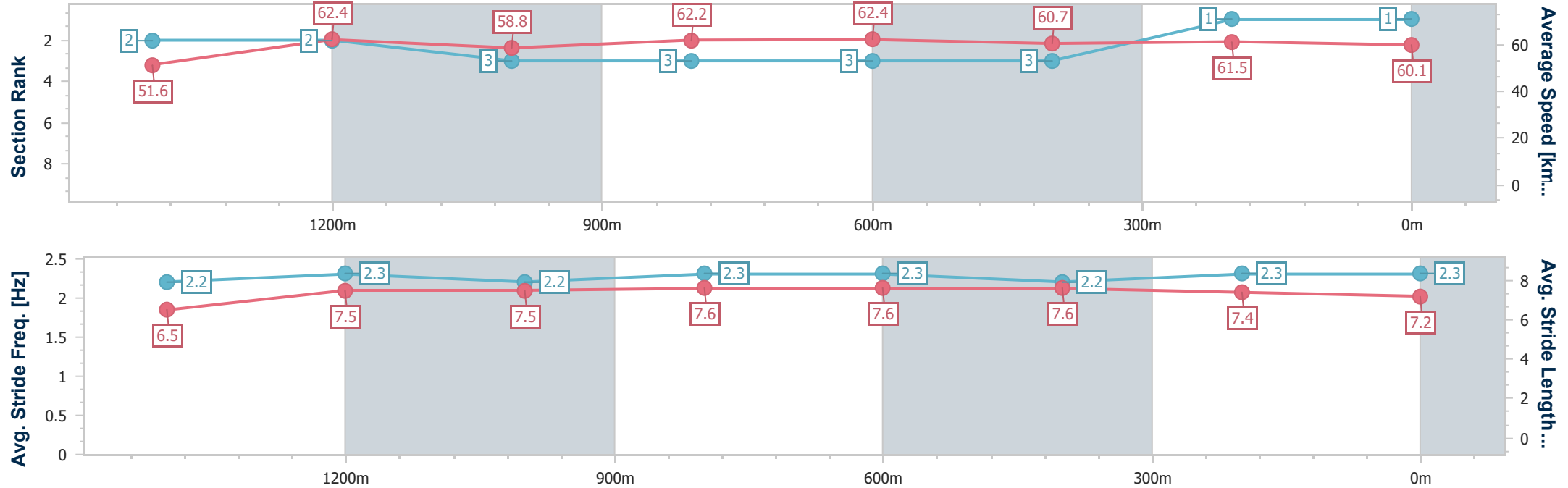
Horse/Jockey Name	Mooloolaba
Final Rank	1
Fastest Section Time (Section)	0:11.54 (800m)
Top Speed [km/h] (Section)	63.9 (Overall)
Race State	Finished



Townsville QLD Professional  
Race 4: FAMILY RACEDAY SATURDAY 13 APRIL BENCHMARK  
65 Handicap - 1609m  
15 March 2024 - 14:45  
Track Rating: Soft 5, Weather: Fine, Rail Position: +2m 1000m-  
W/Post; +0.5m Remainder



Section	Overall	1400m	1200m	1000m	800m	600m	400m	200m					
Section Times	1:37.39 [1] (0:14.76)	1:22.63 [2] (0:11.62)	1:11.01 [2] (0:12.32)	0:58.69 [3] (0:11.83)	0:46.86 [3] (0:11.54)	0:35.32 [3] (0:11.73)	0:23.59 [3] (0:11.63)	0:11.96 [1] (0:11.96)					
Average Speed [km/h]	51.6	62.4	58.8	62.2	62.4	60.7	61.5	60.1					
Top Speed [km/h]	63.9	63.7	61.4	63.2	63.2	61.7	62.6	62.7					
Avg. Dist. to Rail [m]	6.6	2.9	3.9	4.3	1.2	2.7	3.0	0.6					
Avg. Stride Freq. [Hz]	2.2	2.3	2.2	2.3	2.3	2.2	2.3	2.3					
Avg. Stride Length [m]	6.5	7.5	7.5	7.6	7.6	7.6	7.4	7.2					





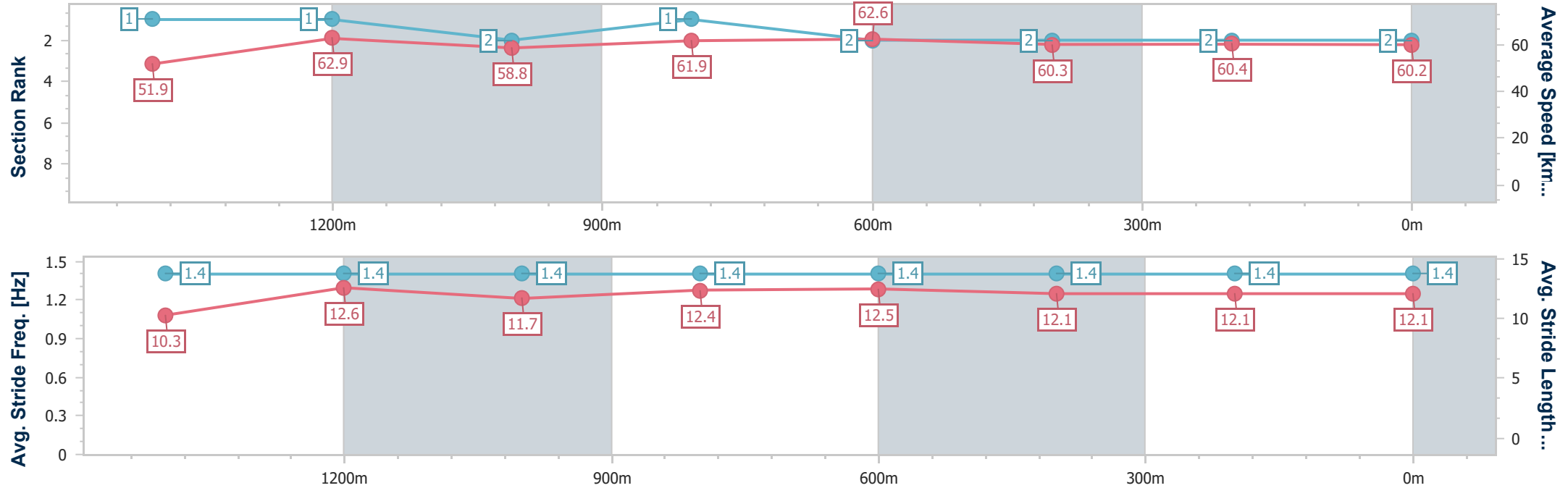
Horse/Jockey Name	Monastery
Final Rank	2
Fastest Section Time (Section)	0:11.48 (800m)
Top Speed [km/h] (Section)	64.3 (1400m)
Race State	Finished



Townsville QLD Professional  
Race 4: FAMILY RACEDAY SATURDAY 13 APRIL BENCHMARK  
65 Handicap - 1609m  
15 March 2024 - 14:45  
Track Rating: Soft 5, Weather: Fine, Rail Position: +2m 1000m-  
W/Post; +0.5m Remainder



Section	Overall	1400m	1200m	1000m	800m	600m	400m	200m					
Section Times	1:37.41 [2] (0:14.73)	1:22.68 [1] (0:11.57)	1:11.11 [1] (0:12.27)	0:58.84 [2] (0:11.76)	0:47.08 [1] (0:11.48)	0:35.60 [2] (0:11.77)	0:23.83 [2] (0:11.86)	0:11.97 [2] (0:11.97)					
Average Speed [km/h]	51.9	62.9	58.8	61.9	62.6	60.3	60.4	60.2					
Top Speed [km/h]	63.3	64.3	61.0	63.1	63.5	62.2	61.5	61.6					
Avg. Dist. to Rail [m]	8.5	2.7	2.7	2.7	1.1	2.8	2.6	1.2					
Avg. Stride Freq. [Hz]	1.4	1.4	1.4	1.4	1.4	1.4	1.4	1.4					
Avg. Stride Length [m]	10.3	12.6	11.7	12.4	12.5	12.1	12.1	12.1					





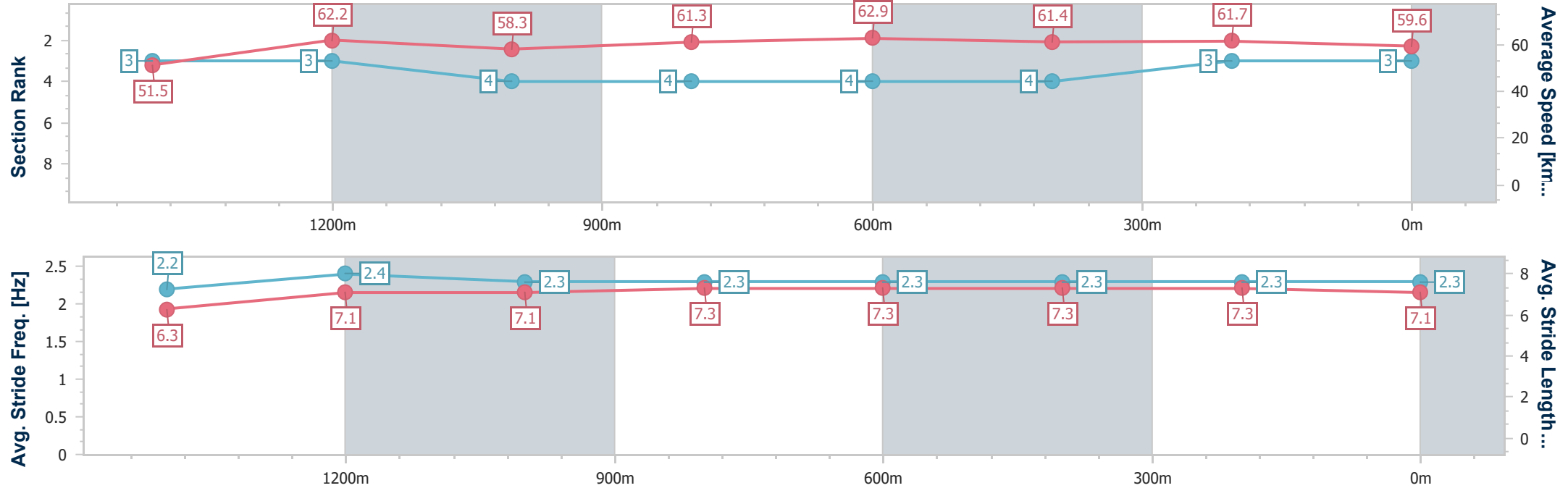
Horse/Jockey Name	Tavisteel
Final Rank	3
Fastest Section Time (Section)	0:11.46 (800m)
Top Speed [km/h] (Section)	64.1 (Overall)
Race State	Finished



Townsville QLD Professional  
Race 4: FAMILY RACEDAY SATURDAY 13 APRIL BENCHMARK  
65 Handicap - 1609m  
15 March 2024 - 14:45  
Track Rating: Soft 5, Weather: Fine, Rail Position: +2m 1000m-  
W/Post; +0.5m Remainder



Section	Overall	1400m	1200m	1000m	800m	600m	400m	200m					
Section Times	1:37.57 [3] (0:14.78)	1:22.79 [3] (0:11.68)	1:11.11 [3] (0:12.37)	0:58.74 [4] (0:11.96)	0:46.78 [4] (0:11.46)	0:35.32 [4] (0:11.59)	0:23.73 [4] (0:11.64)	0:12.09 [3] (0:12.09)					
Average Speed [km/h]	51.5	62.2	58.3	61.3	62.9	61.4	61.7	59.6					
Top Speed [km/h]	64.1	63.4	59.9	62.8	63.4	62.5	61.9	61.9					
Avg. Dist. to Rail [m]	5.4	2.0	3.0	3.4	1.0	1.8	1.2	3.1					
Avg. Stride Freq. [Hz]	2.2	2.4	2.3	2.3	2.3	2.3	2.3	2.3					
Avg. Stride Length [m]	6.3	7.1	7.1	7.3	7.3	7.3	7.3	7.1					





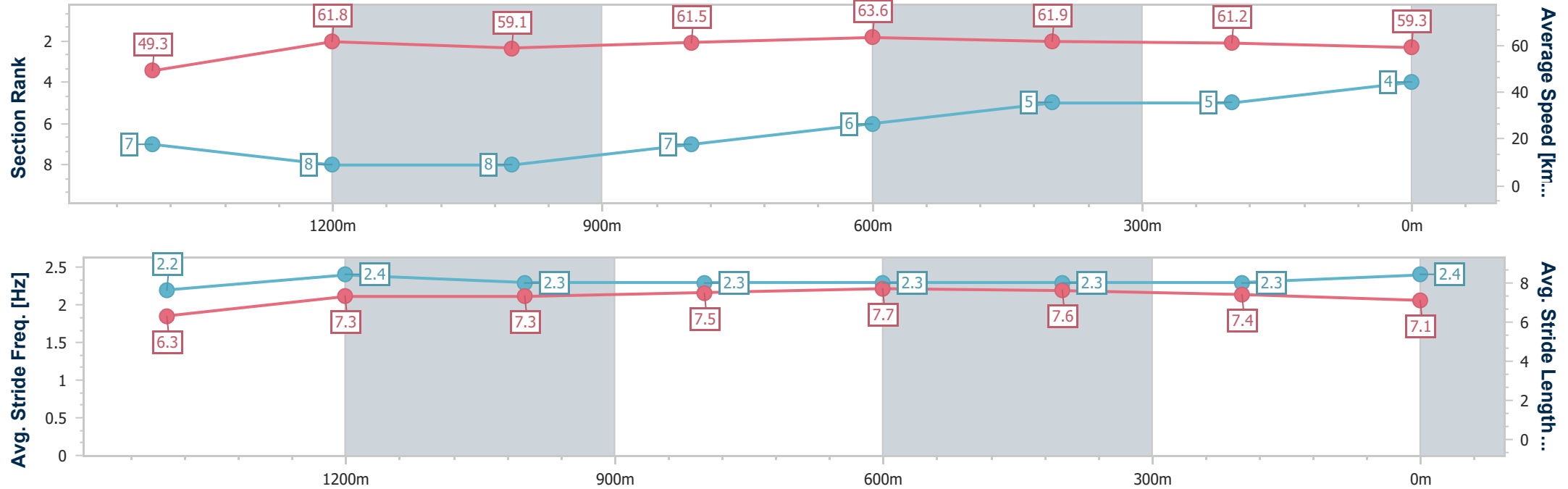
Horse/Jockey Name	Nebaraz
Final Rank	4
Fastest Section Time (Section)	0:11.34 (800m)
Top Speed [km/h] (Section)	64.3 (800m)
Race State	Finished



Townsville QLD Professional  
Race 4: FAMILY RACEDAY SATURDAY 13 APRIL BENCHMARK  
65 Handicap - 1609m  
15 March 2024 - 14:45  
Track Rating: Soft 5, Weather: Fine, Rail Position: +2m 1000m-  
W/Post; +0.5m Remainder



Section	Overall	1400m	1200m	1000m	800m	600m	400m	200m					
Section Times	1:37.75 [4] (0:15.31)	1:22.44 [7] (0:11.71)	1:10.73 [8] (0:12.18)	0:58.55 [8] (0:11.89)	0:46.66 [7] (0:11.34)	0:35.32 [6] (0:11.47)	0:23.85 [5] (0:11.71)	0:12.14 [5] (0:12.14)					
Average Speed [km/h]	49.3	61.8	59.1	61.5	63.6	61.9	61.2	59.3					
Top Speed [km/h]	63.1	63.1	62.0	63.6	64.3	62.7	63.2	62.7					
Avg. Dist. to Rail [m]	4.7	0.8	2.7	3.1	1.2	3.0	1.7	3.7					
Avg. Stride Freq. [Hz]	2.2	2.4	2.3	2.3	2.3	2.3	2.3	2.4					
Avg. Stride Length [m]	6.3	7.3	7.3	7.5	7.7	7.6	7.4	7.1					





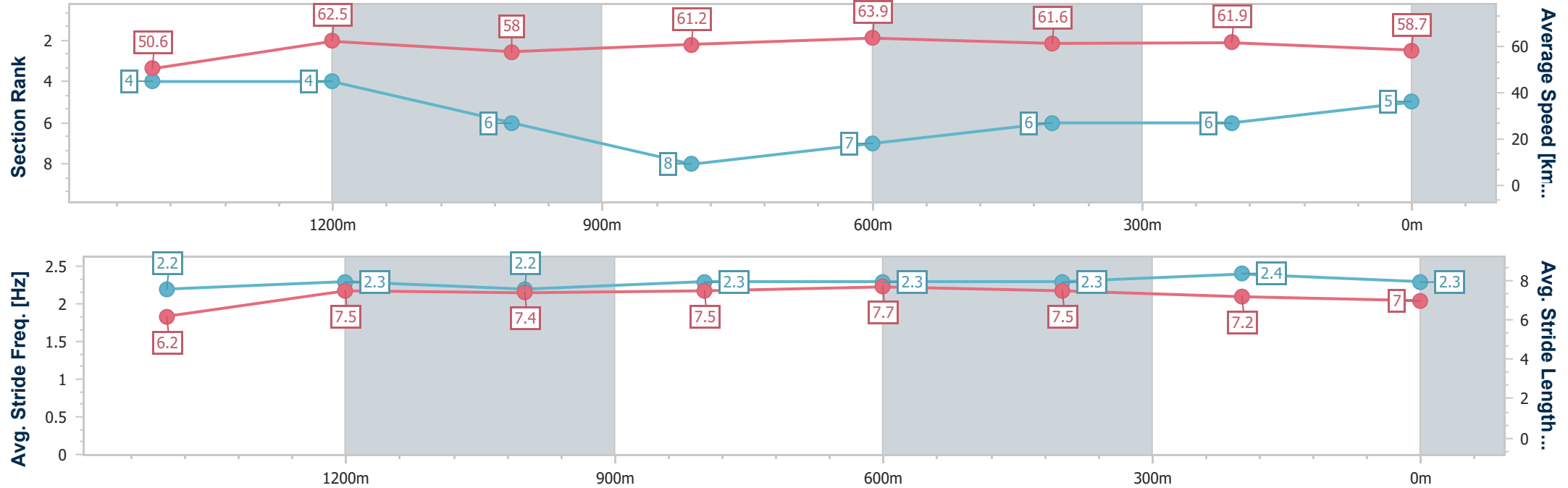
Horse/Jockey Name	Joe's Giggle
Final Rank	5
Fastest Section Time (Section)	0:11.35 (800m)
Top Speed [km/h] (Section)	64.8 (800m)
Race State	Finished



Townsville QLD Professional  
Race 4: FAMILY RACEDAY SATURDAY 13 APRIL BENCHMARK  
65 Handicap - 1609m  
15 March 2024 - 14:45  
Track Rating: Soft 5, Weather: Fine, Rail Position: +2m 1000m-  
W/Post; +0.5m Remainder



Section	Overall	1400m	1200m	1000m	800m	600m	400m	200m					
Section Times	1:37.92 [5] (0:15.06)	1:22.86 [4] (0:11.58)	1:11.28 [4] (0:12.46)	0:58.82 [6] (0:12.00)	0:46.82 [8] (0:11.35)	0:35.47 [7] (0:11.57)	0:23.90 [6] (0:11.61)	0:12.29 [6] (0:12.29)					
Average Speed [km/h]	50.6	62.5	58.0	61.2	63.9	61.6	61.9	58.7					
Top Speed [km/h]	63.9	64.7	59.8	63.4	64.8	62.5	63.0	60.9					
Avg. Dist. to Rail [m]	7.2	2.1	3.9	4.2	1.4	1.6	1.8	5.3					
Avg. Stride Freq. [Hz]	2.2	2.3	2.2	2.3	2.3	2.3	2.4	2.3					
Avg. Stride Length [m]	6.2	7.5	7.4	7.5	7.7	7.5	7.2	7.0					







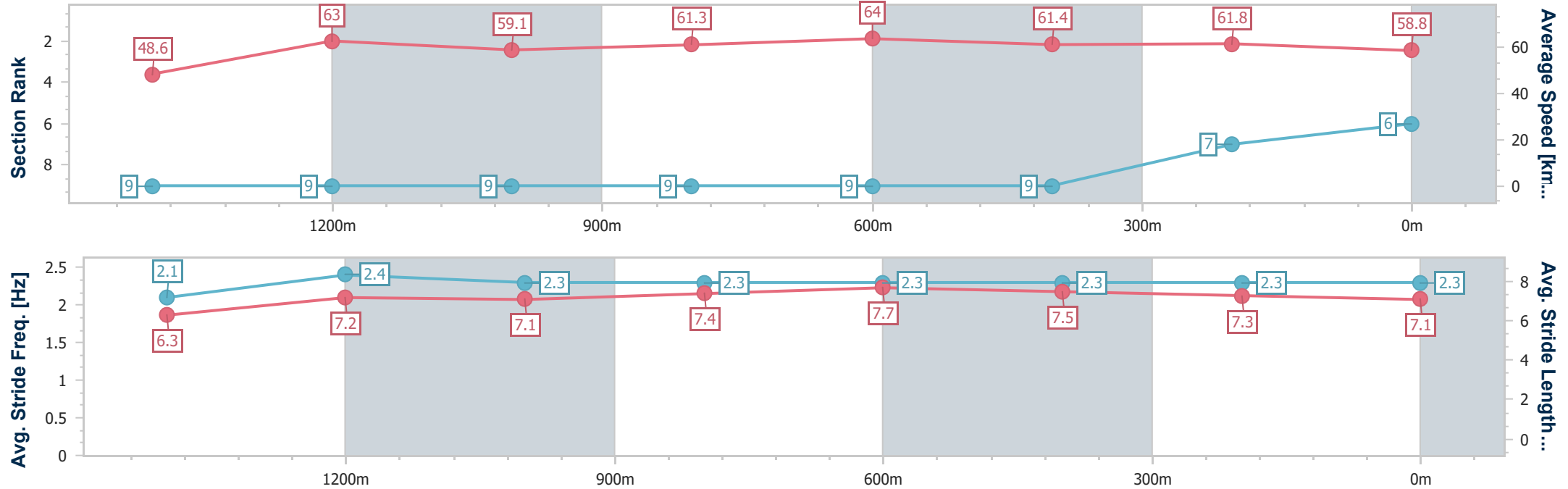
Horse/Jockey Name	Pluckercarn
Final Rank	6
Fastest Section Time (Section)	0:11.26 (800m)
Top Speed [km/h] (Section)	64.9 (800m)
Race State	Finished



Townsville QLD Professional  
Race 4: FAMILY RACEDAY SATURDAY 13 APRIL BENCHMARK  
65 Handicap - 1609m  
15 March 2024 - 14:45  
Track Rating: Soft 5, Weather: Fine, Rail Position: +2m 1000m-  
W/Post; +0.5m Remainder



Section	Overall	1400m	1200m	1000m	800m	600m	400m	200m					
Section Times	1:38.08 [6] (0:15.77)	1:22.31 [9] (0:11.50)	1:10.81 [9] (0:12.22)	0:58.59 [9] (0:11.94)	0:46.65 [9] (0:11.26)	0:35.39 [9] (0:11.60)	0:23.79 [9] (0:11.54)	0:12.25 [7] (0:12.25)					
Average Speed [km/h]	48.6	63.0	59.1	61.3	64.0	61.4	61.8	58.8					
Top Speed [km/h]	62.1	63.7	62.6	63.9	64.9	62.6	62.6	61.8					
Avg. Dist. to Rail [m]	9.3	2.5	4.1	3.7	1.3	3.1	2.2	0.8					
Avg. Stride Freq. [Hz]	2.1	2.4	2.3	2.3	2.3	2.3	2.3	2.3					
Avg. Stride Length [m]	6.3	7.2	7.1	7.4	7.7	7.5	7.3	7.1					





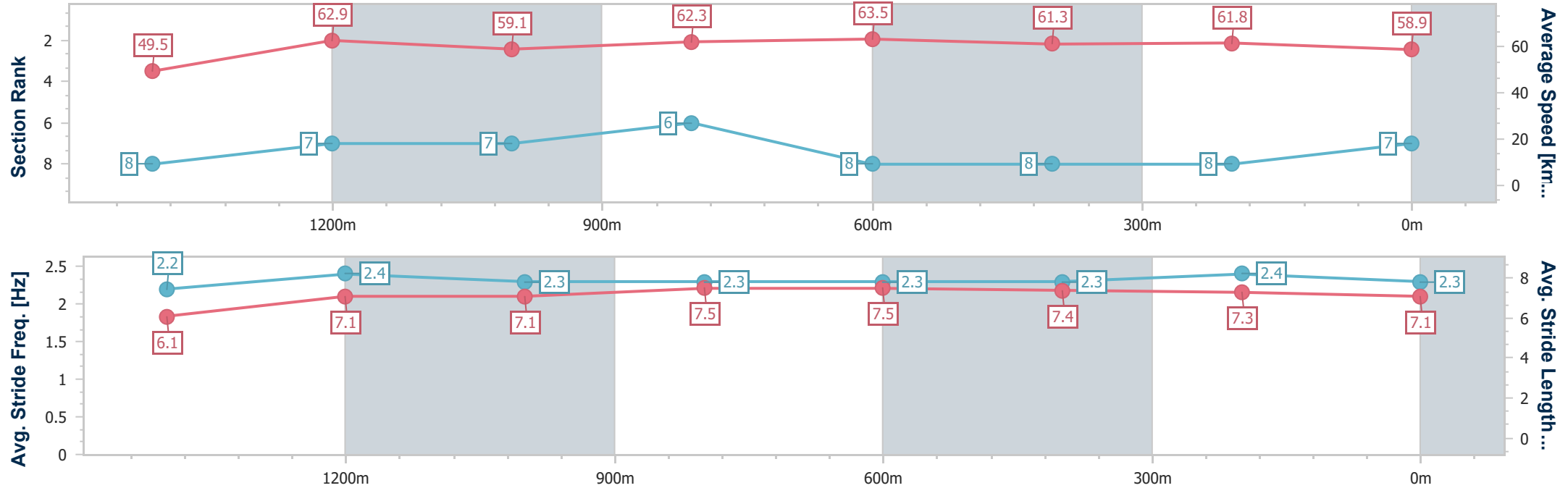
Horse/Jockey Name	Conquering Judas
Final Rank	7
Fastest Section Time (Section)	0:11.53 (1400m)
Top Speed [km/h] (Section)	64.6 (800m)
Race State	Finished



Townsville QLD Professional  
Race 4: FAMILY RACEDAY SATURDAY 13 APRIL BENCHMARK  
65 Handicap - 1609m  
15 March 2024 - 14:45  
Track Rating: Soft 5, Weather: Fine, Rail Position: +2m 1000m-  
W/Post; +0.5m Remainder



Section	Overall	1400m	1200m	1000m	800m	600m	400m	200m					
Section Times	1:38.14 [7] (0:15.38)	1:22.76 [8] (0:11.53)	1:11.23 [7] (0:12.28)	0:58.95 [7] (0:11.85)	0:47.10 [6] (0:11.53)	0:35.57 [8] (0:11.71)	0:23.86 [8] (0:11.64)	0:12.22 [8] (0:12.22)					
Average Speed [km/h]	49.5	62.9	59.1	62.3	63.5	61.3	61.8	58.9					
Top Speed [km/h]	63.3	64.4	61.2	64.2	64.6	62.8	62.3	61.0					
Avg. Dist. to Rail [m]	7.6	3.5	6.0	5.6	3.2	0.8	0.9	2.9					
Avg. Stride Freq. [Hz]	2.2	2.4	2.3	2.3	2.3	2.3	2.4	2.3					
Avg. Stride Length [m]	6.1	7.1	7.1	7.5	7.5	7.4	7.3	7.1					





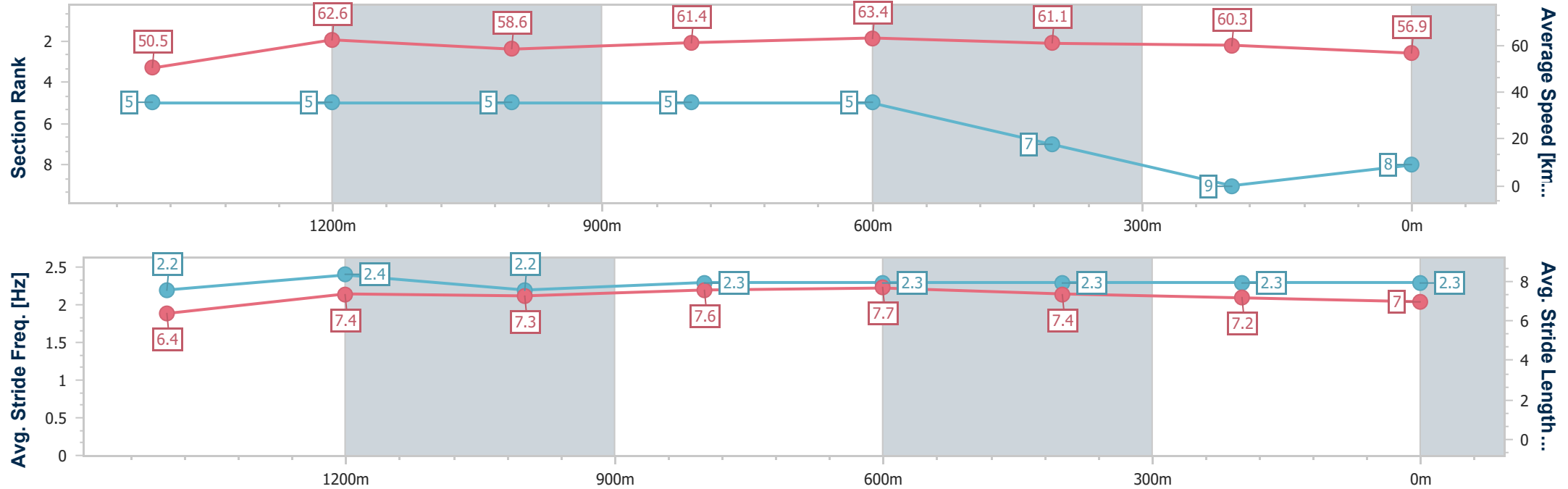
Horse/Jockey Name	Medal
Final Rank	8
Fastest Section Time (Section)	0:11.41 (800m)
Top Speed [km/h] (Section)	64.0 (800m)
Race State	Finished



Townsville QLD Professional  
Race 4: FAMILY RACEDAY SATURDAY 13 APRIL BENCHMARK  
65 Handicap - 1609m  
15 March 2024 - 14:45  
Track Rating: Soft 5, Weather: Fine, Rail Position: +2m 1000m-  
W/Post; +0.5m Remainder



Section	Overall	1400m	1200m	1000m	800m	600m	400m	200m					
Section Times	1:38.63 [8] (0:15.08)	1:23.55 [5] (0:11.62)	1:11.93 [5] (0:12.33)	0:59.60 [5] (0:11.88)	0:47.72 [5] (0:11.41)	0:36.31 [5] (0:11.73)	0:24.58 [7] (0:11.95)	0:12.63 [9] (0:12.63)					
Average Speed [km/h]	50.5	62.6	58.6	61.4	63.4	61.1	60.3	56.9					
Top Speed [km/h]	63.0	63.4	59.9	63.2	64.0	62.6	61.2	59.9					
Avg. Dist. to Rail [m]	7.6	2.5	4.0	3.3	0.9	1.0	1.8	4.2					
Avg. Stride Freq. [Hz]	2.2	2.4	2.2	2.3	2.3	2.3	2.3	2.3					
Avg. Stride Length [m]	6.4	7.4	7.3	7.6	7.7	7.4	7.2	7.0					





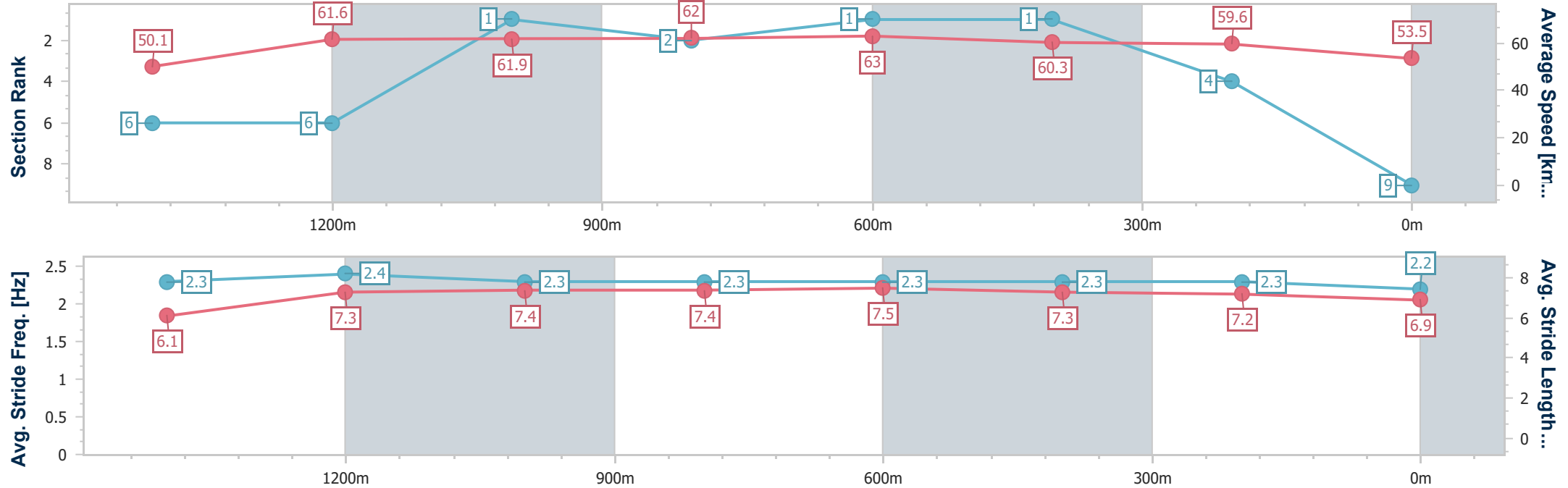
Horse/Jockey Name	Run Rampant
Final Rank	9
Fastest Section Time (Section)	0:11.45 (800m)
Top Speed [km/h] (Section)	63.6 (1200m)
Race State	Finished



Townsville QLD Professional  
Race 4: FAMILY RACEDAY SATURDAY 13 APRIL BENCHMARK  
65 Handicap - 1609m  
15 March 2024 - 14:45  
Track Rating: Soft 5, Weather: Fine, Rail Position: +2m 1000m-  
W/Post; +0.5m Remainder



Section	Overall	1400m	1200m	1000m	800m	600m	400m	200m					
Section Times	1:39.05 [9] (0:15.11)	1:23.94 [6] (0:11.73)	1:12.21 [6] (0:11.72)	1:00.49 [1] (0:11.79)	0:48.70 [2] (0:11.45)	0:37.25 [1] (0:11.77)	0:25.48 [1] (0:12.03)	0:13.45 [4] (0:13.45)					
Average Speed [km/h]	50.1	61.6	61.9	62.0	63.0	60.3	59.6	53.5					
Top Speed [km/h]	62.5	63.2	63.6	63.5	63.4	62.0	61.2	58.0					
Avg. Dist. to Rail [m]	4.3	1.2	5.2	3.4	1.2	2.6	2.0	1.5					
Avg. Stride Freq. [Hz]	2.3	2.4	2.3	2.3	2.3	2.3	2.3	2.2					
Avg. Stride Length [m]	6.1	7.3	7.4	7.4	7.5	7.3	7.2	6.9					





Townsville QLD Professional  
Race 5: LADBROKE IT! Class 6 Plate - 1400m  
15 March 2024 - 15:23



Track Rating: Soft 5, Weather: Fine, Rail Position: +2m 1000m-W/Post; +0.5m Remainder

Section						Overall	1200m	1000m	800m	600m	400m	Last 600m	
Field Times						1:22.38 (0:14.04)	1:08.34 (0:11.23)	0:57.11 (0:11.04)	0:46.07 (0:11.28)	0:34.79 (0:11.02)	0:23.77 (0:11.42)	0:34.79	
Rank	TAB	Horse/Jockey	Barrier	Top Speed [km/h]	Fastest Section								Distance Travelled [m]
1	7	STARHATTAN	7	67.5	0:10.92	1:22.38 [1]	1:07.91 [6]	0:56.57 [6]	0:45.50 [6]	0:34.40 [5]	0:23.48 [4]	0:34.40	
		Lacey Morrison		1000m	600m	(0:14.47)	(0:11.34)	(0:11.07)	(0:11.10)	(0:10.92)	(0:11.24)		
2	4	RAZMENT	4	67.5	0:10.99	1:22.48 [2]	1:07.97 [7]	0:56.54 [7]	0:45.54 [7]	0:34.33 [7]	0:23.34 [7]	0:34.33	-2
		Nathan Thomas		1000m	600m	(0:14.51)	(0:11.43)	(0:11.00)	(0:11.21)	(0:10.99)	(0:11.33)		
3	8	BRINGYATICKET	8	68.5	0:10.88	1:22.53 [3]	1:08.14 [5]	0:57.26 [1]	0:46.22 [1]	0:34.94 [1]	0:23.92 [1]	0:34.94	-1
		Ryan Wiggins		1200m	1200m	(0:14.39)	(0:10.88)	(0:11.04)	(0:11.28)	(0:11.02)	(0:11.42)		
4	1	DEMON AWARD	1	66.5	0:11.03	1:22.84 [4]	1:08.52 [3]	0:57.18 [5]	0:46.06 [5]	0:34.94 [4]	0:23.91 [5]	0:34.94	-2
		Carl Spry		1000m	600m	(0:14.32)	(0:11.34)	(0:11.12)	(0:11.12)	(0:11.03)	(0:11.31)		
5	3	COOLMEANS	3	66.8	0:11.13	1:23.08 [5]	1:08.89 [2]	0:57.58 [2]	0:46.44 [2]	0:35.10 [5]	0:23.97 [6]	0:35.10	+6
		Adam Spinks		1000m	600m	(0:14.19)	(0:11.31)	(0:11.14)	(0:11.34)	(0:11.13)	(0:11.58)		
6	2	SINGLE HONOR	2	66.5	0:10.96	1:23.18 [6]	1:09.14 [1]	0:57.65 [3]	0:46.53 [3]	0:35.29 [3]	0:24.33 [3]	0:35.29	-1
		Scott Sheargold		1000m	600m	(0:14.04)	(0:11.49)	(0:11.12)	(0:11.24)	(0:10.96)	(0:11.54)		
7	5	SEALION	5	67.7	0:10.89	1:23.47 [7]	1:09.15 [4]	0:57.90 [4]	0:46.81 [4]	0:35.74 [2]	0:24.85 [2]	0:35.74	+5
		Graham Kliese		1000m	600m	(0:14.32)	(0:11.25)	(0:11.09)	(0:11.07)	(0:10.89)	(0:11.65)		

Scratched: Bring Me Flowers (#6)



Townsville QLD Professional  
Race 5: LADBROKE IT! Class 6 Plate - 1400m  
15 March 2024 - 15:23



Track Rating: Soft 5, Weather: Fine, Rail Position: +2m 1000m-W/Post; +0.5m Remainder

Section Field Times				200m 0:12.35 (0:12.35)				Last 600m 0:34.79	
Rank	TAB	Horse/Jockey	Barrier	Top Speed [km/h]	Fastest Section	Margin		Distance Travelled [m]	
1	7	STARHATTAN	7	67.5	0:10.92	0:12.24 [2]	1:22.38	0:34.40	
		Lacey Morrison		1000m	600m	(0:12.24)			
2	4	RAZMENT	4	67.5	0:10.99	0:12.01 [6]	0.1L	0:34.33	-2
		Nathan Thomas		1000m	600m	(0:12.01)			
3	8	BRINGYATICKET	8	68.5	0:10.88	0:12.50 [1]	0.05L	0:34.94	-1
		Ryan Wiggins		1200m	1200m	(0:12.50)			
4	1	DEMON AWARD	1	66.5	0:11.03	0:12.60 [3]	0.31L	0:34.94	-2
		Carl Spry		1000m	600m	(0:12.60)			
5	3	COOLMEANS	3	66.8	0:11.13	0:12.39 [7]	0.24L	0:35.10	+6
		Adam Spinks		1000m	600m	(0:12.39)			
6	2	SINGLE HONOR	2	66.5	0:10.96	0:12.79 [5]	0.1L	0:35.29	-1
		Scott Sheargold		1000m	600m	(0:12.79)			
7	5	SEALION	5	67.7	0:10.89	0:13.20 [4]	0.29L	0:35.74	+5
		Graham Kliese		1000m	600m	(0:13.20)			

Scratched: Bring Me Flowers (#6)



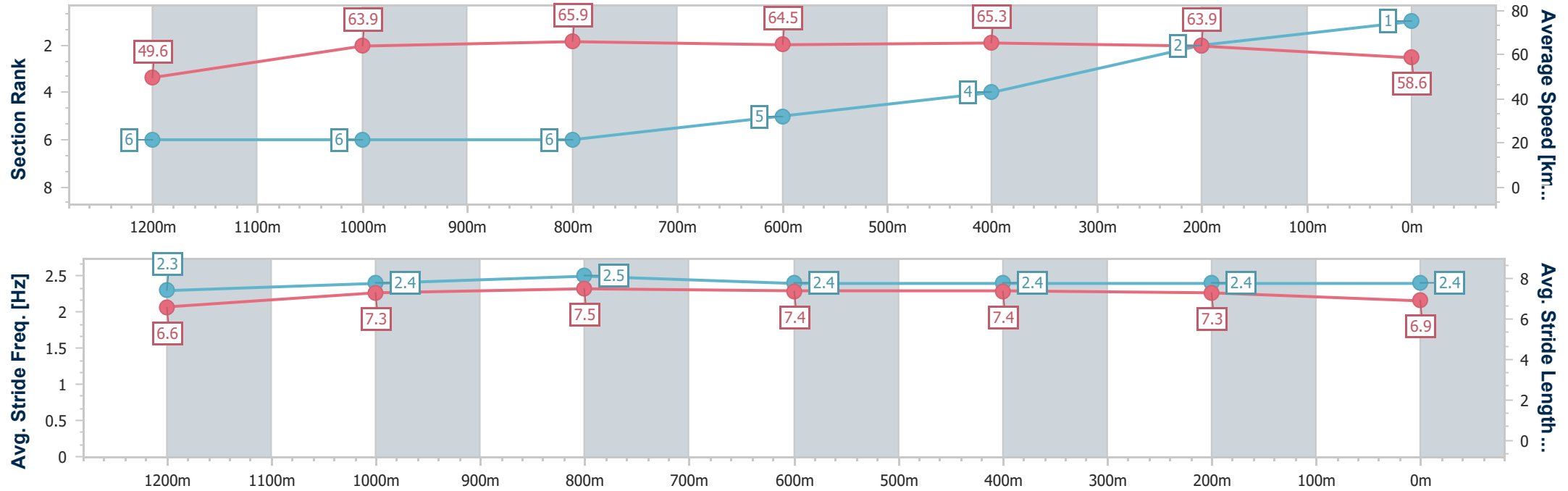
Horse/Jockey Name	Starhattan
Final Rank	1
Fastest Section Time (Section)	0:10.92 (600m)
Top Speed [km/h] (Section)	67.5 (1000m)
Race State	Finished



Townsville QLD Professional  
Race 5: LADBROKE IT! Class 6 Plate - 1400m  
15 March 2024 - 15:23  
Track Rating: Soft 5, Weather: Fine, Rail Position: +2m 1000m-  
W/Post; +0.5m Remainder



Section	Overall	1200m	1000m	800m	600m	400m	200m						
Section Times	1:22.38 [1] (0:14.47)	1:07.91 [6] (0:11.34)	0:56.57 [6] (0:11.07)	0:45.50 [6] (0:11.10)	0:34.40 [5] (0:10.92)	0:23.48 [4] (0:11.24)	0:12.24 [2] (0:12.24)						
Average Speed [km/h]	49.6	63.9	65.9	64.5	65.3	63.9	58.6						
Top Speed [km/h]	64.5	65.5	67.5	66.7	66.4	65.7	63.2						
Avg. Dist. to Rail [m]	6.9	5.4	3.3	1.4	2.5	0.9	0.6						
Avg. Stride Freq. [Hz]	2.3	2.4	2.5	2.4	2.4	2.4	2.4						
Avg. Stride Length [m]	6.6	7.3	7.5	7.4	7.4	7.3	6.9						





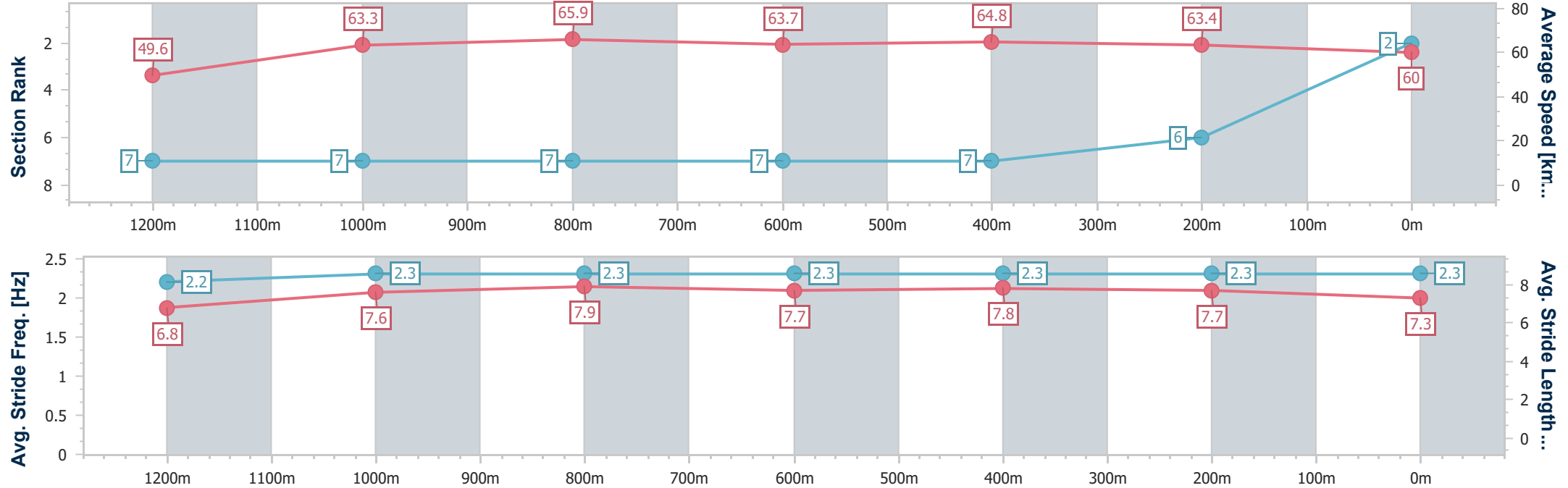
Horse/Jockey Name	Razment
Final Rank	2
Fastest Section Time (Section)	0:10.99 (600m)
Top Speed [km/h] (Section)	67.5 (1000m)
Race State	Finished



Townsville QLD Professional  
Race 5: LADBROKE IT! Class 6 Plate - 1400m  
15 March 2024 - 15:23  
Track Rating: Soft 5, Weather: Fine, Rail Position: +2m 1000m-  
W/Post; +0.5m Remainder



Section	Overall	1200m	1000m	800m	600m	400m	200m						
Section Times	1:22.48 [2] (0:14.51)	1:07.97 [7] (0:11.43)	0:56.54 [7] (0:11.00)	0:45.54 [7] (0:11.21)	0:34.33 [7] (0:10.99)	0:23.34 [7] (0:11.33)	0:12.01 [6] (0:12.01)						
Average Speed [km/h]	49.6	63.3	65.9	63.7	64.8	63.4	60.0						
Top Speed [km/h]	64.4	64.9	67.5	65.8	66.3	64.7	63.4						
Avg. Dist. to Rail [m]	6.8	3.6	1.6	1.3	2.4	1.3	3.2						
Avg. Stride Freq. [Hz]	2.2	2.3	2.3	2.3	2.3	2.3	2.3						
Avg. Stride Length [m]	6.8	7.6	7.9	7.7	7.8	7.7	7.3						







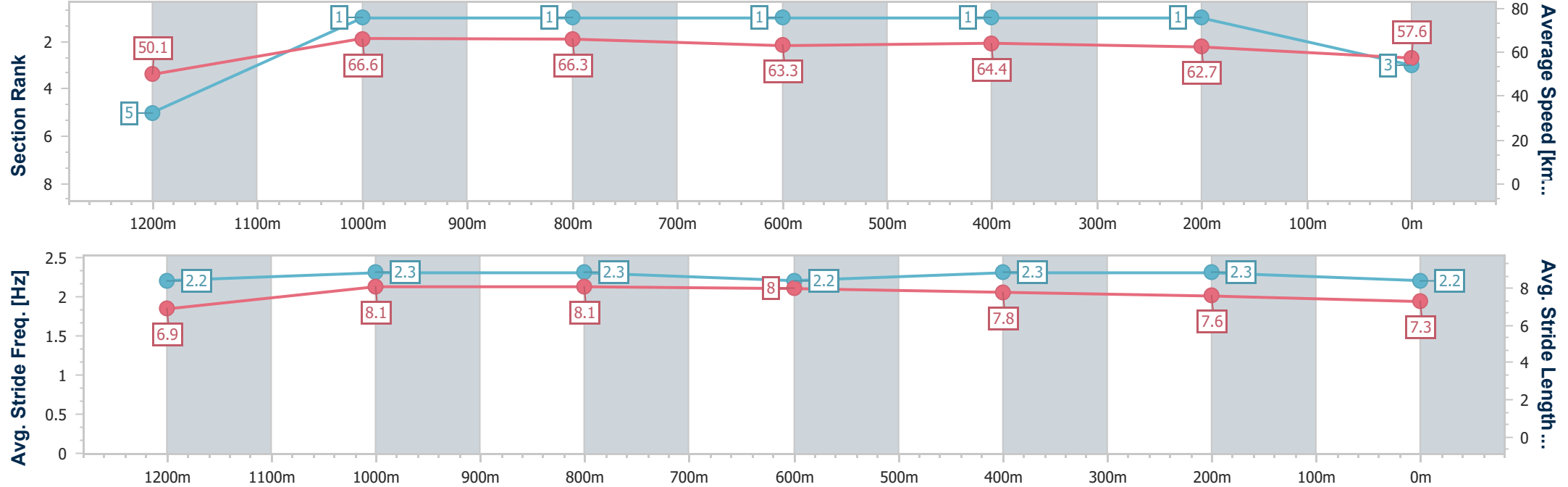
Horse/Jockey Name	Bringyaticket
Final Rank	3
Fastest Section Time (Section)	0:10.88 (1200m)
Top Speed [km/h] (Section)	68.5 (1200m)
Race State	Finished



Townsville QLD Professional  
Race 5: LADBROKE IT! Class 6 Plate - 1400m  
15 March 2024 - 15:23  
Track Rating: Soft 5, Weather: Fine, Rail Position: +2m 1000m-  
W/Post; +0.5m Remainder



Section	Overall	1200m	1000m	800m	600m	400m	200m						
Section Times	1:22.53 [3] (0:14.39)	1:08.14 [5] (0:10.88)	0:57.26 [1] (0:11.04)	0:46.22 [1] (0:11.28)	0:34.94 [1] (0:11.02)	0:23.92 [1] (0:11.42)	0:12.50 [1] (0:12.50)						
Average Speed [km/h]	50.1	66.6	66.3	63.3	64.4	62.7	57.6						
Top Speed [km/h]	62.6	68.5	68.3	64.4	65.3	64.3	60.5						
Avg. Dist. to Rail [m]	9.6	7.0	2.8	1.6	2.8	1.6	0.3						
Avg. Stride Freq. [Hz]	2.2	2.3	2.3	2.2	2.3	2.3	2.2						
Avg. Stride Length [m]	6.9	8.1	8.1	8.0	7.8	7.6	7.3						





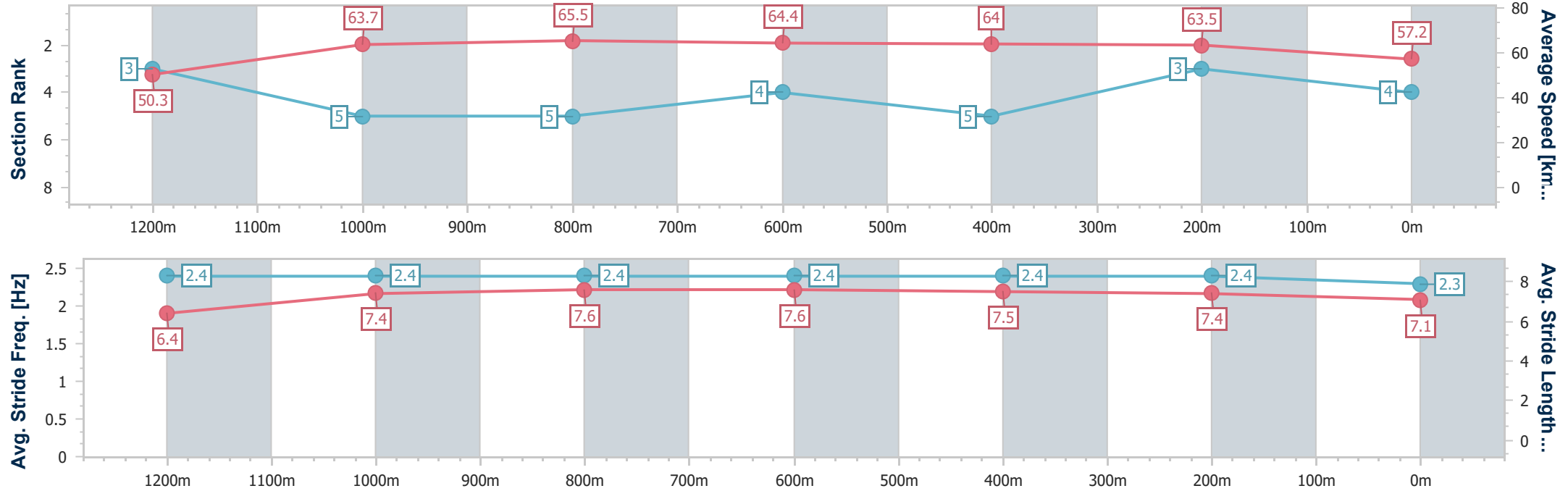
Horse/Jockey Name	Demon Award
Final Rank	4
Fastest Section Time (Section)	0:11.03 (600m)
Top Speed [km/h] (Section)	66.5 (1000m)
Race State	Finished



Townsville QLD Professional  
Race 5: LADBROKE IT! Class 6 Plate - 1400m  
15 March 2024 - 15:23  
Track Rating: Soft 5, Weather: Fine, Rail Position: +2m 1000m-  
W/Post; +0.5m Remainder



Section	Overall	1200m	1000m	800m	600m	400m	200m						
Section Times	1:22.84 [4] (0:14.32)	1:08.52 [3] (0:11.34)	0:57.18 [5] (0:11.12)	0:46.06 [5] (0:11.12)	0:34.94 [4] (0:11.03)	0:23.91 [5] (0:11.31)	0:12.60 [3] (0:12.60)						
Average Speed [km/h]	50.3	63.7	65.5	64.4	64.0	63.5	57.2						
Top Speed [km/h]	62.6	65.7	66.5	65.7	65.0	65.4	61.8						
Avg. Dist. to Rail [m]	5.4	3.7	2.4	1.6	3.1	1.8	0.8						
Avg. Stride Freq. [Hz]	2.4	2.4	2.4	2.4	2.4	2.4	2.3						
Avg. Stride Length [m]	6.4	7.4	7.6	7.6	7.5	7.4	7.1						





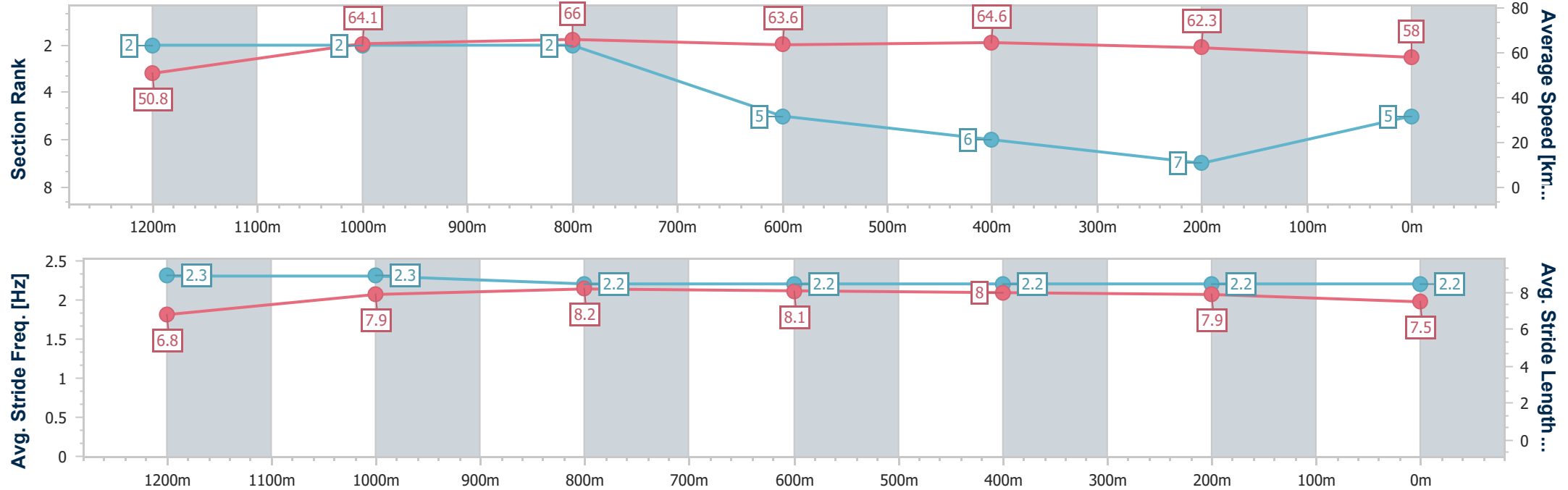
Horse/Jockey Name	Coolmeans
Final Rank	5
Fastest Section Time (Section)	0:11.13 (600m)
Top Speed [km/h] (Section)	66.8 (1000m)
Race State	Finished



Townsville QLD Professional  
Race 5: LADBROKE IT! Class 6 Plate - 1400m  
15 March 2024 - 15:23  
Track Rating: Soft 5, Weather: Fine, Rail Position: +2m 1000m-  
W/Post; +0.5m Remainder



Section	Overall	1200m	1000m	800m	600m	400m	200m						
Section Times	1:23.08 [5] (0:14.19)	1:08.89 [2] (0:11.31)	0:57.58 [2] (0:11.14)	0:46.44 [2] (0:11.34)	0:35.10 [5] (0:11.13)	0:23.97 [6] (0:11.58)	0:12.39 [7] (0:12.39)						
Average Speed [km/h]	50.8	64.1	66.0	63.6	64.6	62.3	58.0						
Top Speed [km/h]	63.6	65.3	66.8	64.9	65.7	62.7	61.6						
Avg. Dist. to Rail [m]	7.1	5.9	4.7	1.1	0.5	1.2	4.9						
Avg. Stride Freq. [Hz]	2.3	2.3	2.2	2.2	2.2	2.2	2.2						
Avg. Stride Length [m]	6.8	7.9	8.2	8.1	8.0	7.9	7.5						





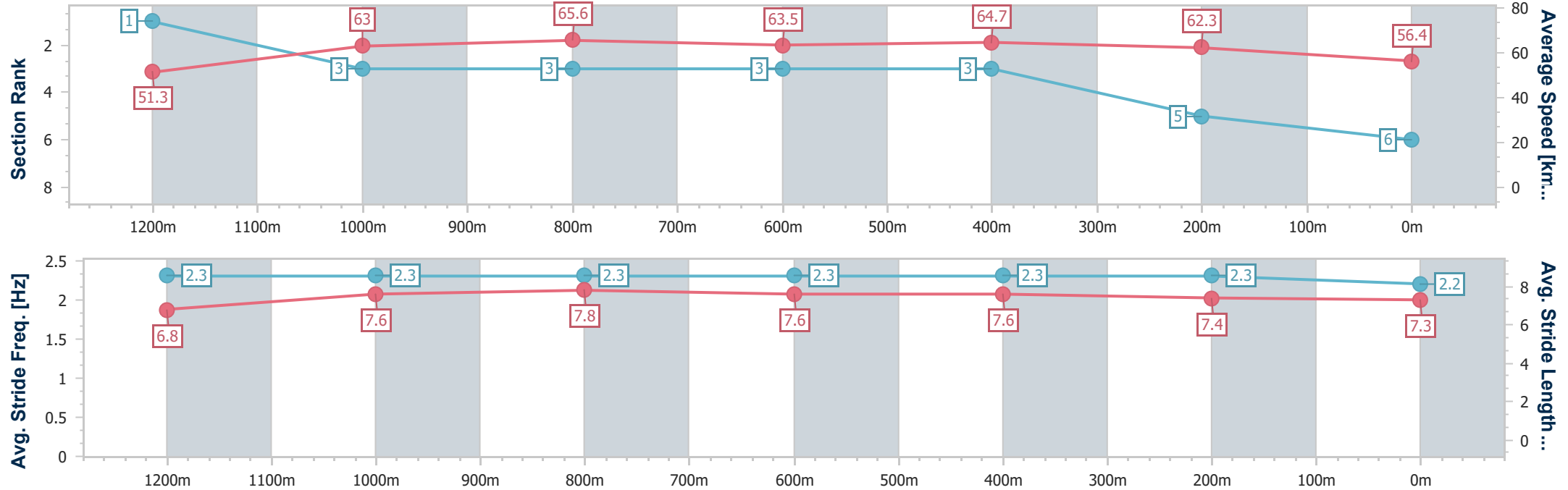
Horse/Jockey Name	Single Honor
Final Rank	6
Fastest Section Time (Section)	0:10.96 (600m)
Top Speed [km/h] (Section)	66.5 (1000m)
Race State	Finished



Townsville QLD Professional  
Race 5: LADBROKE IT! Class 6 Plate - 1400m  
15 March 2024 - 15:23  
Track Rating: Soft 5, Weather: Fine, Rail Position: +2m 1000m-  
W/Post; +0.5m Remainder



Section	Overall	1200m	1000m	800m	600m	400m	200m						
Section Times	1:23.18 [6] (0:14.04)	1:09.14 [1] (0:11.49)	0:57.65 [3] (0:11.12)	0:46.53 [3] (0:11.24)	0:35.29 [3] (0:10.96)	0:24.33 [3] (0:11.54)	0:12.79 [5] (0:12.79)						
Average Speed [km/h]	51.3	63.0	65.6	63.5	64.7	62.3	56.4						
Top Speed [km/h]	64.1	66.4	66.5	64.6	65.6	64.1	59.5						
Avg. Dist. to Rail [m]	5.8	5.0	2.6	1.7	2.6	0.7	1.5						
Avg. Stride Freq. [Hz]	2.3	2.3	2.3	2.3	2.3	2.3	2.2						
Avg. Stride Length [m]	6.8	7.6	7.8	7.6	7.6	7.4	7.3						





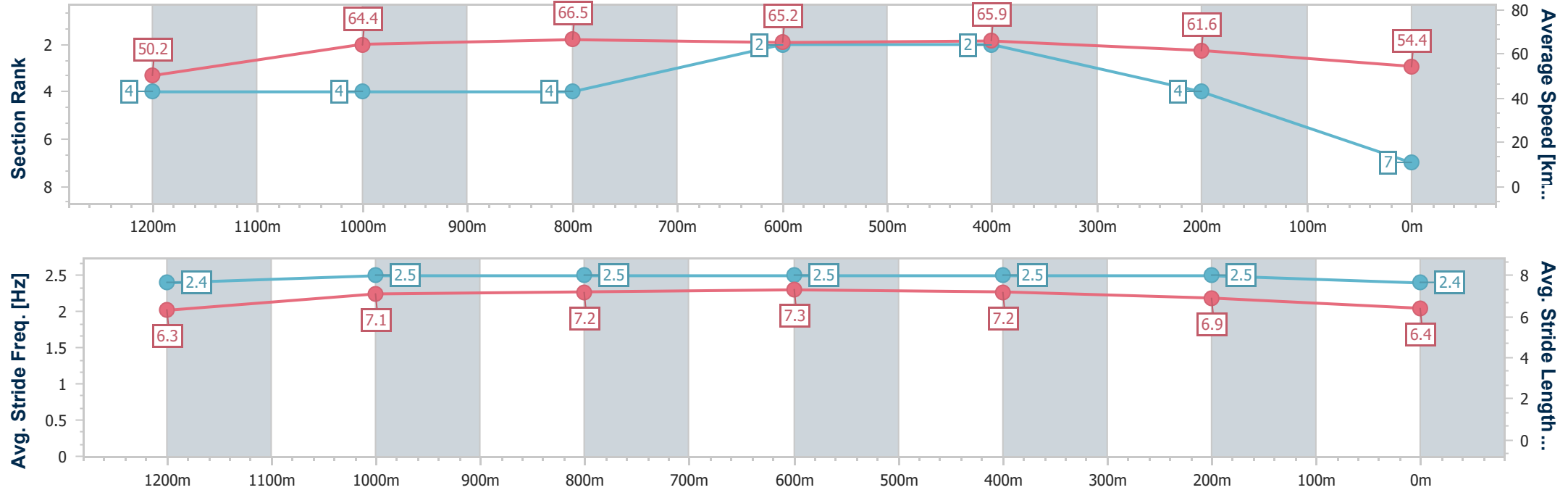
Horse/Jockey Name	Sealion
Final Rank	7
Fastest Section Time (Section)	0:10.89 (600m)
Top Speed [km/h] (Section)	67.7 (1000m)
Race State	Finished



Townsville QLD Professional  
Race 5: LADBROKE IT! Class 6 Plate - 1400m  
15 March 2024 - 15:23  
Track Rating: Soft 5, Weather: Fine, Rail Position: +2m 1000m-  
W/Post; +0.5m Remainder



Section	Overall	1200m	1000m	800m	600m	400m	200m						
Section Times	1:23.47 [7] (0:14.32)	1:09.15 [4] (0:11.25)	0:57.90 [4] (0:11.09)	0:46.81 [4] (0:11.07)	0:35.74 [2] (0:10.89)	0:24.85 [2] (0:11.65)	0:13.20 [4] (0:13.20)						
Average Speed [km/h]	50.2	64.4	66.5	65.2	65.9	61.6	54.4						
Top Speed [km/h]	63.8	65.8	67.7	66.7	67.0	63.9	59.8						
Avg. Dist. to Rail [m]	8.2	5.5	4.6	1.3	1.1	0.7	1.8						
Avg. Stride Freq. [Hz]	2.4	2.5	2.5	2.5	2.5	2.5	2.4						
Avg. Stride Length [m]	6.3	7.1	7.2	7.3	7.2	6.9	6.4						





Townsville QLD Professional  
Race 6: VALE JOHN LYONS OPEN Handicap - 1000m  
15 March 2024 - 16:03



Track Rating: Soft 5, Weather: Fine, Rail Position: +2m 1000m-W/Post; +0.5m Remainder

Section						Overall	800m	600m	400m	200m			Last 600m	
Field Times						0:55.57 (0:13.33)	0:42.24 (0:09.98)	0:32.26 (0:10.23)	0:22.03 (0:10.62)	0:11.41 (0:11.41)			0:32.26	
Rank	TAB	Horse/Jockey	Barrier	Top Speed [km/h]	Fastest Section								Margin	Distance Travelled [m]
1	5	HURTLE	5	73.5	0:09.92	0:55.57 [1]	0:42.16 [3]	0:32.24 [2]	0:22.03 [1]	0:11.36 [2]	0:55.57	0:32.24		
		Lacey Morrison		800m	800m	(0:13.41)	(0:09.92)	(0:10.21)	(0:10.67)	(0:11.36)				
2	3	YES DREAM	3	73.9	0:10.00	0:55.63 [2]	0:42.30 [1]	0:32.30 [2]	0:22.05 [2]	0:11.47 [1]	0.06L	0:32.30	+9	
		Ryan Wiggins		800m	800m	(0:13.33)	(0:10.00)	(0:10.25)	(0:10.58)	(0:11.47)				
3	1	BOLD TYPE	1	71.2	0:10.24	0:55.87 [3]	0:42.38 [5]	0:32.14 [5]	0:21.80 [5]	0:11.16 [4]	0.24L	0:32.14	+6	
		Jason Taylor		800m	800m	(0:13.49)	(0:10.24)	(0:10.34)	(0:10.64)	(0:11.16)				
4	4	GO GETABOY	4	72.0	0:10.20	0:55.98 [4]	0:42.55 [4]	0:32.35 [4]	0:21.99 [4]	0:11.21 [5]	0.11L	0:32.35	+5	
		Tessa Townsend		800m	800m	(0:13.43)	(0:10.20)	(0:10.36)	(0:10.78)	(0:11.21)				
5	2	AHWAHNEECHEE	2	72.8	0:09.97	0:56.29 [5]	0:42.95 [2]	0:32.98 [1]	0:22.57 [3]	0:11.68 [3]	0.31L	0:32.98	+6	
		Gabrielle Semmens		800m	800m	(0:13.34)	(0:09.97)	(0:10.41)	(0:10.89)	(0:11.68)				
6	8	DON'T TELL LEEANNE	8	71.4	0:10.23	0:56.41 [6]	0:42.68 [7]	0:32.45 [8]	0:22.13 [7]	0:11.30 [6]	0.12L	0:32.45	+5	
		Nathan Thomas		800m	800m	(0:13.73)	(0:10.23)	(0:10.32)	(0:10.83)	(0:11.30)				
7	6	THATFEELSBETTER	6	71.5	0:10.15	0:57.08 [7]	0:43.30 [8]	0:33.15 [7]	0:22.72 [8]	0:11.88 [8]	0.67L	0:33.15	+4	
		Adam Sewell		800m	800m	(0:13.78)	(0:10.15)	(0:10.43)	(0:10.84)	(0:11.88)				
8	7	BAY OF BENGAL	7	71.3	0:10.16	0:57.17 [8]	0:43.47 [6]	0:33.31 [6]	0:22.95 [6]	0:12.05 [7]	0.09L	0:33.31	+0	
		Adrian Layt		800m	800m	(0:13.70)	(0:10.16)	(0:10.36)	(0:10.90)	(0:12.05)				



Horse/Jockey Name	Hurtle
Final Rank	1
Fastest Section Time (Section)	0:09.92 (800m)
Top Speed [km/h] (Section)	73.5 (800m)
Race State	Finished



Townsville QLD Professional

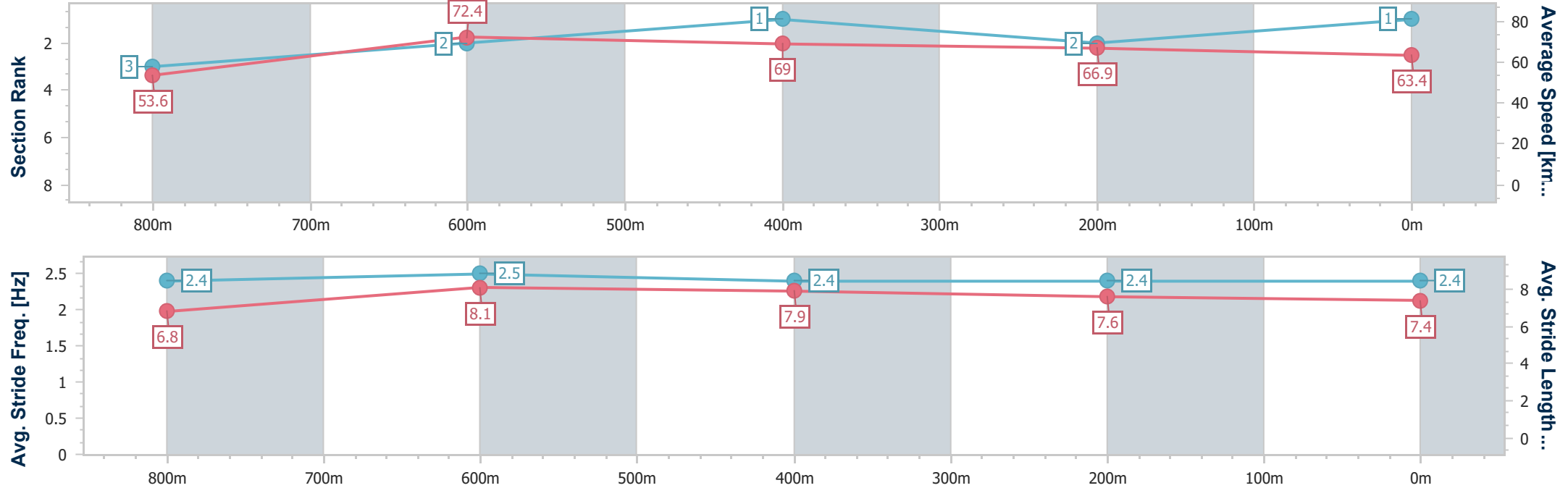
Race 6: VALE JOHN LYONS OPEN Handicap - 1000m

15 March 2024 - 16:03

Track Rating: Soft 5, Weather: Fine, Rail Position: +2m 1000m-  
W/Post; +0.5m Remainder



Section	Overall	800m	600m	400m	200m									
Section Times	0:55.57 [1] (0:13.41)	0:42.16 [3] (0:09.92)	0:32.24 [2] (0:10.21)	0:22.03 [1] (0:10.67)	0:11.36 [2] (0:11.36)									
Average Speed [km/h]	53.6	72.4	69.0	66.9	63.4									
Top Speed [km/h]	70.3	73.5	71.3	68.0	66.4									
Avg. Dist. to Rail [m]	0.6	1.6	4.0	3.0	1.1									
Avg. Stride Freq. [Hz]	2.4	2.5	2.4	2.4	2.4									
Avg. Stride Length [m]	6.8	8.1	7.9	7.6	7.4									





Horse/Jockey Name	Yes Dream
Final Rank	2
Fastest Section Time (Section)	0:10.00 (800m)
Top Speed [km/h] (Section)	73.9 (800m)
Race State	Finished



Townsville QLD Professional

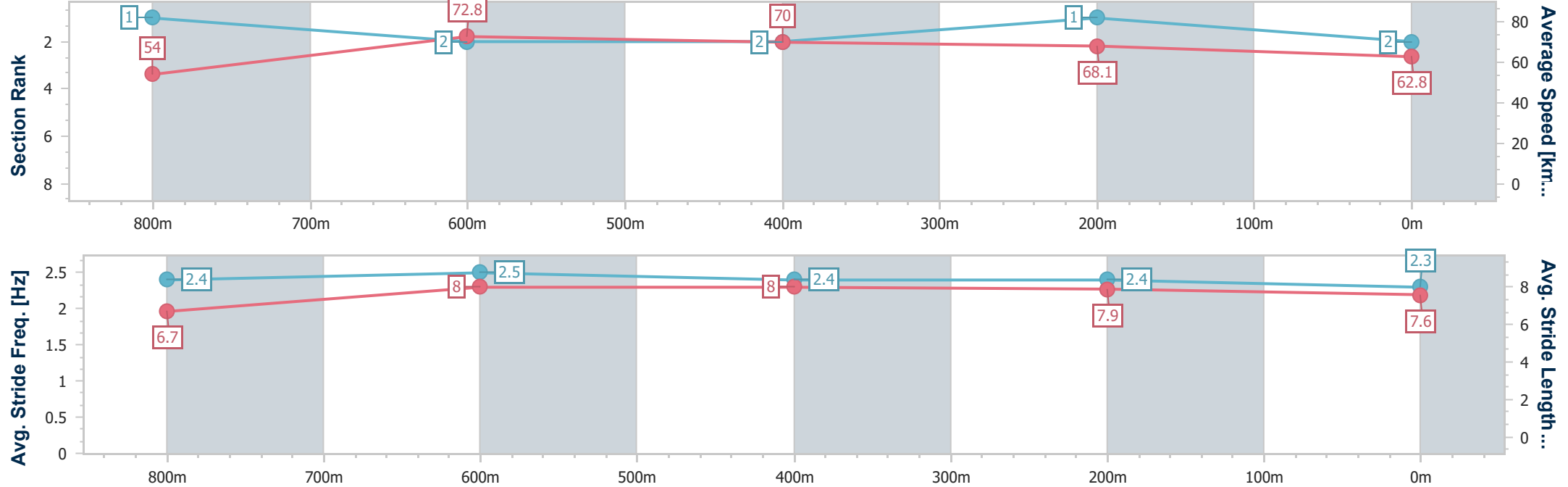
Race 6: VALE JOHN LYONS OPEN Handicap - 1000m

15 March 2024 - 16:03

Track Rating: Soft 5, Weather: Fine, Rail Position: +2m 1000m-  
W/Post; +0.5m Remainder



Section	Overall	800m	600m	400m	200m										
Section Times	0:55.63 [2] (0:13.33)	0:42.30 [1] (0:10.00)	0:32.30 [2] (0:10.25)	0:22.05 [2] (0:10.58)	0:11.47 [1] (0:11.47)										
Average Speed [km/h]	54.0	72.8	70.0	68.1	62.8										
Top Speed [km/h]	72.7	73.9	71.9	69.4	66.9										
Avg. Dist. to Rail [m]	3.4	2.5	0.4	0.8	3.8										
Avg. Stride Freq. [Hz]	2.4	2.5	2.4	2.4	2.3										
Avg. Stride Length [m]	6.7	8.0	8.0	7.9	7.6										







Horse/Jockey Name	Bold Type
Final Rank	3
Fastest Section Time (Section)	0:10.24 (800m)
Top Speed [km/h] (Section)	71.2 (800m)
Race State	Finished



Townsville QLD Professional

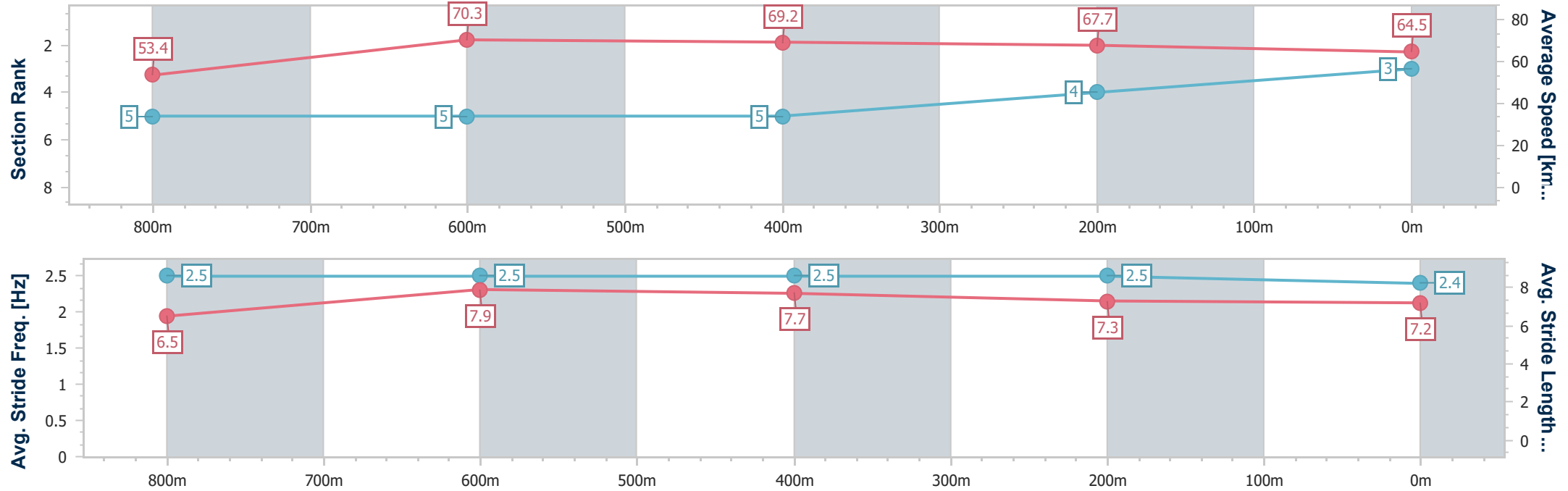
Race 6: VALE JOHN LYONS OPEN Handicap - 1000m

15 March 2024 - 16:03

Track Rating: Soft 5, Weather: Fine, Rail Position: +2m 1000m-  
W/Post; +0.5m Remainder



Section	Overall	800m	600m	400m	200m									
Section Times	0:55.87 [3] (0:13.49)	0:42.38 [5] (0:10.24)	0:32.14 [5] (0:10.34)	0:21.80 [5] (0:10.64)	0:11.16 [4] (0:11.16)									
Average Speed [km/h]	53.4	70.3	69.2	67.7	64.5									
Top Speed [km/h]	70.8	71.2	70.3	69.1	68.2									
Avg. Dist. to Rail [m]	5.1	1.0	1.3	2.4	4.6									
Avg. Stride Freq. [Hz]	2.5	2.5	2.5	2.5	2.4									
Avg. Stride Length [m]	6.5	7.9	7.7	7.3	7.2									



- [ ] Ranking at each section and finish
- .-.-.- No data available at this section
- NA No data available



Horse/Jockey Name	Go Getaboy
Final Rank	4
Fastest Section Time (Section)	0:10.20 (800m)
Top Speed [km/h] (Section)	72.0 (800m)
Race State	Finished



Townsville QLD Professional

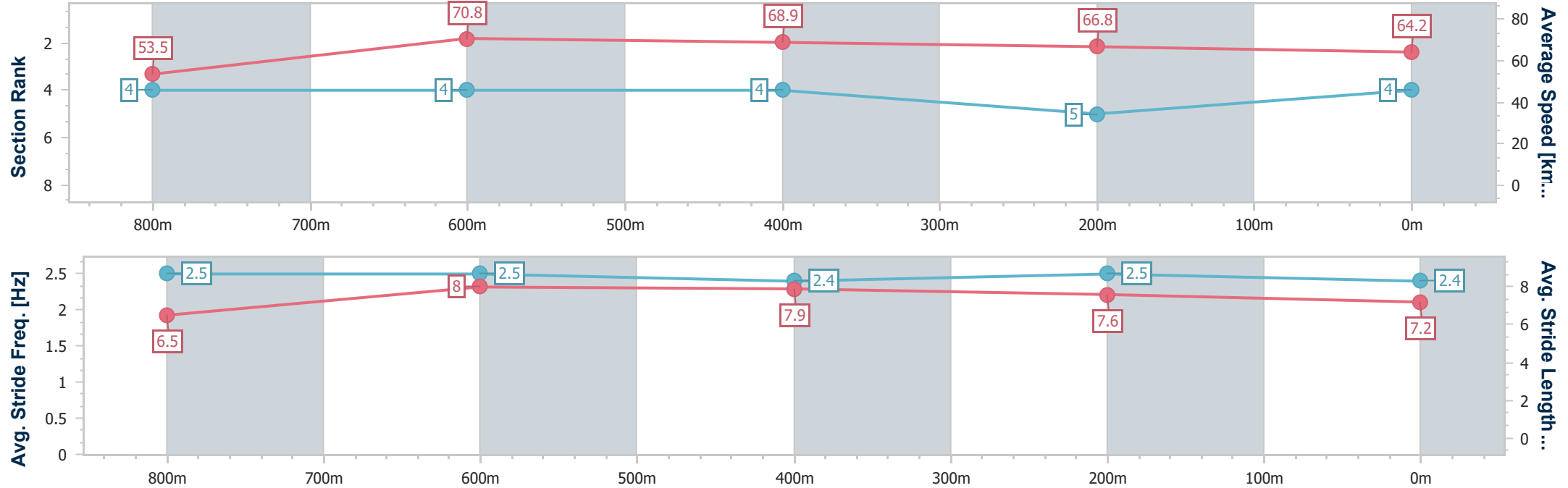
Race 6: VALE JOHN LYONS OPEN Handicap - 1000m

15 March 2024 - 16:03

Track Rating: Soft 5, Weather: Fine, Rail Position: +2m 1000m-  
W/Post; +0.5m Remainder



Section	Overall	800m	600m	400m	200m									
Section Times	0:55.98 [4] (0:13.43)	0:42.55 [4] (0:10.20)	0:32.35 [4] (0:10.36)	0:21.99 [4] (0:10.78)	0:11.21 [5] (0:11.21)									
Average Speed [km/h]	53.5	70.8	68.9	66.8	64.2									
Top Speed [km/h]	71.6	72.0	70.9	67.7	66.5									
Avg. Dist. to Rail [m]	2.0	1.0	1.8	1.4	3.0									
Avg. Stride Freq. [Hz]	2.5	2.5	2.4	2.5	2.4									
Avg. Stride Length [m]	6.5	8.0	7.9	7.6	7.2									



- [ ] Ranking at each section and finish
- .-.- No data available at this section
- NA No data available



Horse/Jockey Name	Ahwahneechee
Final Rank	5
Fastest Section Time (Section)	0:09.97 (800m)
Top Speed [km/h] (Section)	72.8 (800m)
Race State	Finished



Townsville QLD Professional

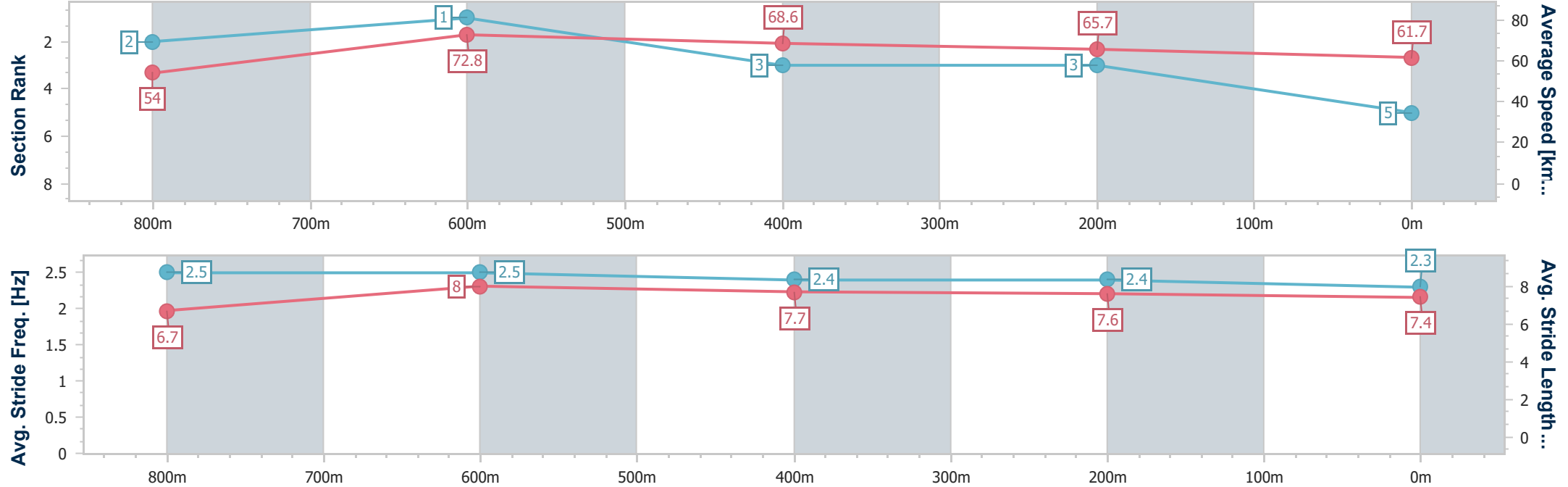
Race 6: VALE JOHN LYONS OPEN Handicap - 1000m

15 March 2024 - 16:03

Track Rating: Soft 5, Weather: Fine, Rail Position: +2m 1000m-  
W/Post; +0.5m Remainder



Section	Overall	800m	600m	400m	200m										
Section Times	0:56.29 [5] (0:13.34)	0:42.95 [2] (0:09.97)	0:32.98 [1] (0:10.41)	0:22.57 [3] (0:10.89)	0:11.68 [3] (0:11.68)										
Average Speed [km/h]	54.0	72.8	68.6	65.7	61.7										
Top Speed [km/h]	72.0	72.8	71.1	67.1	64.2										
Avg. Dist. to Rail [m]	4.6	2.1	1.3	1.6	0.6										
Avg. Stride Freq. [Hz]	2.5	2.5	2.4	2.4	2.3										
Avg. Stride Length [m]	6.7	8.0	7.7	7.6	7.4										



- [ ] Ranking at each section and finish
- .-.- No data available at this section
- NA No data available



Horse/Jockey Name	Don't Tell Leanne
Final Rank	6
Fastest Section Time (Section)	0:10.23 (800m)
Top Speed [km/h] (Section)	71.4 (800m)
Race State	Finished



Townsville QLD Professional

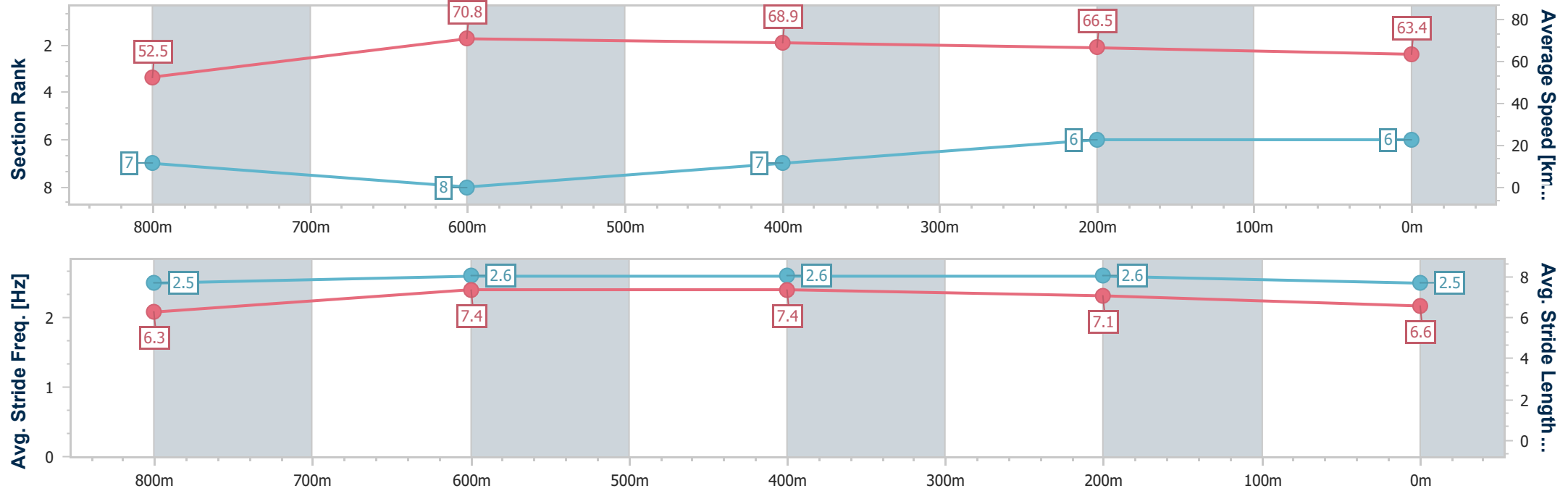
Race 6: VALE JOHN LYONS OPEN Handicap - 1000m

15 March 2024 - 16:03

Track Rating: Soft 5, Weather: Fine, Rail Position: +2m 1000m-  
W/Post; +0.5m Remainder



Section	Overall	800m	600m	400m	200m								
Section Times	0:56.41 [6] (0:13.73)	0:42.68 [7] (0:10.23)	0:32.45 [8] (0:10.32)	0:22.13 [7] (0:10.83)	0:11.30 [6] (0:11.30)								
Average Speed [km/h]	52.5	70.8	68.9	66.5	63.4								
Top Speed [km/h]	69.2	71.4	69.8	67.0	66.3								
Avg. Dist. to Rail [m]	7.4	2.2	2.5	2.2	5.2								
Avg. Stride Freq. [Hz]	2.5	2.6	2.6	2.6	2.5								
Avg. Stride Length [m]	6.3	7.4	7.4	7.1	6.6								





Horse/Jockey Name	Thatfeelsbetter
Final Rank	7
Fastest Section Time (Section)	0:10.15 (800m)
Top Speed [km/h] (Section)	71.5 (800m)
Race State	Finished



Townsville QLD Professional

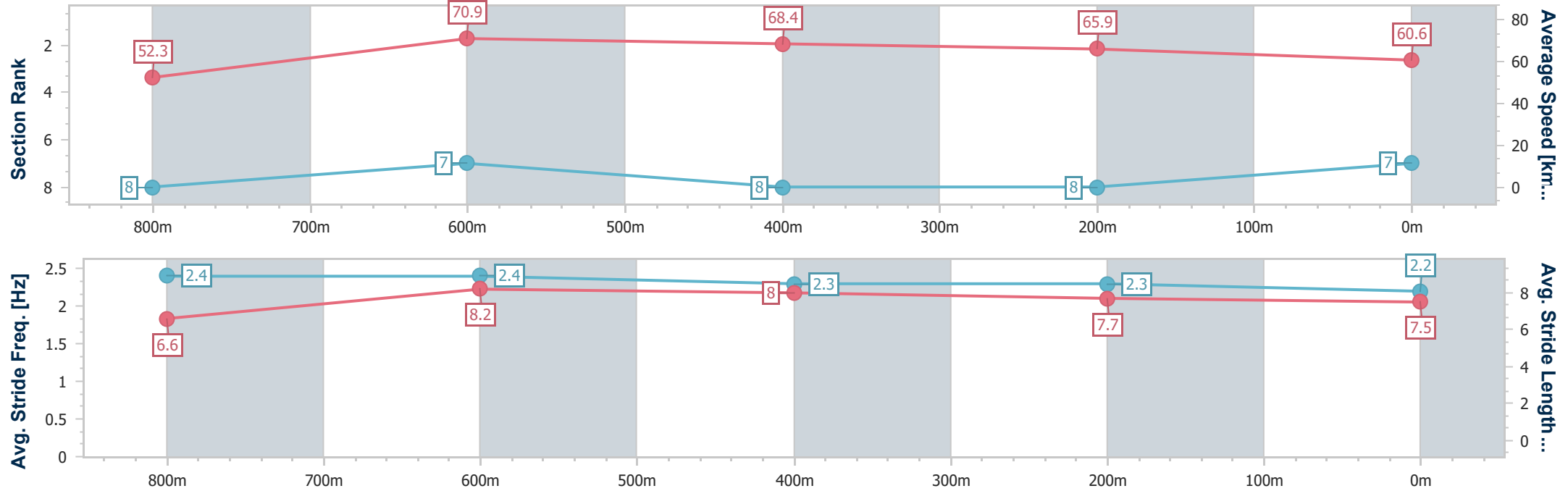
Race 6: VALE JOHN LYONS OPEN Handicap - 1000m

15 March 2024 - 16:03

Track Rating: Soft 5, Weather: Fine, Rail Position: +2m 1000m-  
W/Post; +0.5m Remainder



Section	Overall	800m	600m	400m	200m								
Section Times	0:57.08 [7] (0:13.78)	0:43.30 [8] (0:10.15)	0:33.15 [7] (0:10.43)	0:22.72 [8] (0:10.84)	0:11.88 [8] (0:11.88)								
Average Speed [km/h]	52.3	70.9	68.4	65.9	60.6								
Top Speed [km/h]	69.8	71.5	69.8	67.8	64.6								
Avg. Dist. to Rail [m]	2.2	0.9	2.1	1.4	0.9								
Avg. Stride Freq. [Hz]	2.4	2.4	2.3	2.3	2.2								
Avg. Stride Length [m]	6.6	8.2	8.0	7.7	7.5								





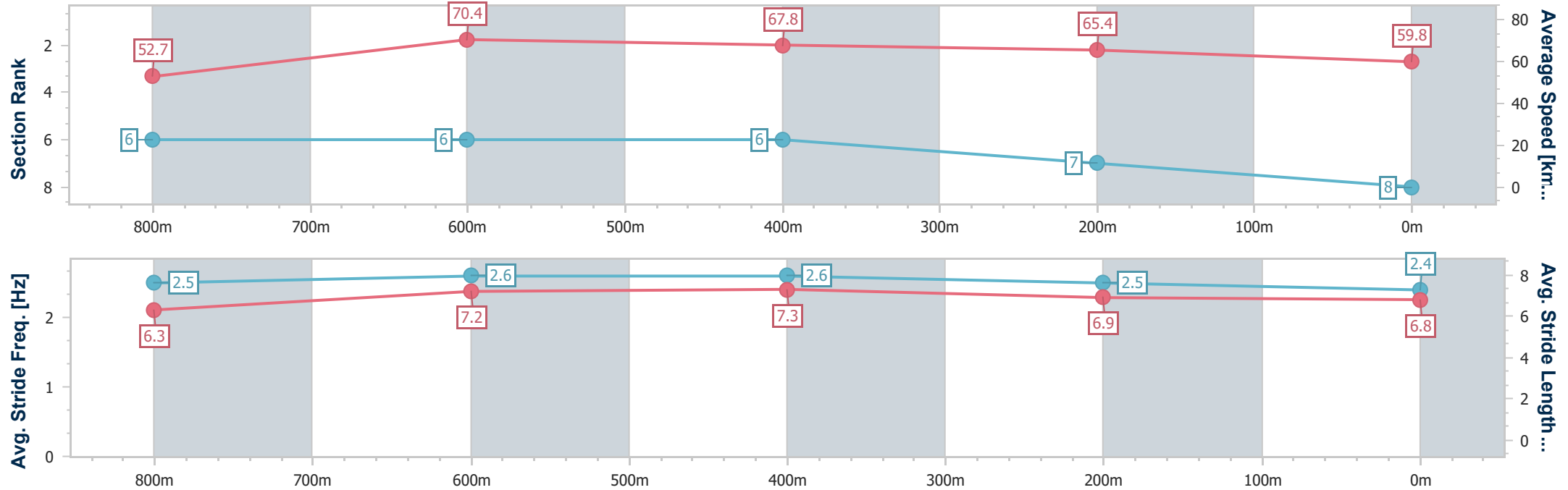
Horse/Jockey Name	Bay Of Bengal
Final Rank	8
Fastest Section Time (Section)	0:10.16 (800m)
Top Speed [km/h] (Section)	71.3 (800m)
Race State	Finished



Townsville QLD Professional  
Race 6: VALE JOHN LYONS OPEN Handicap - 1000m  
15 March 2024 - 16:03  
Track Rating: Soft 5, Weather: Fine, Rail Position: +2m 1000m-  
W/Post; +0.5m Remainder



Section	Overall	800m	600m	400m	200m										
Section Times	0:57.17 [8] (0:13.70)	0:43.47 [6] (0:10.16)	0:33.31 [6] (0:10.36)	0:22.95 [6] (0:10.90)	0:12.05 [7] (0:12.05)										
Average Speed [km/h]	52.7	70.4	67.8	65.4	59.8										
Top Speed [km/h]	71.3	71.3	69.5	66.6	63.1										
Avg. Dist. to Rail [m]	4.9	1.9	4.8	4.2	0.7										
Avg. Stride Freq. [Hz]	2.5	2.6	2.6	2.5	2.4										
Avg. Stride Length [m]	6.3	7.2	7.3	6.9	6.8										





Townsville QLD Professional  
Race 7: HYGAIN Class 3 Plate - 1000m  
15 March 2024 - 16:42



Track Rating: Soft 5, Weather: Fine, Rail Position: +2m 1000m-W/Post; +0.5m Remainder

Section						Overall	800m	600m	400m	200m	Last 600m		
Field Times						0:56.66 (0:13.42)	0:43.24 (0:10.15)	0:33.09 (0:10.50)	0:22.59 (0:10.86)	0:11.73 (0:11.73)	0:33.09		
Rank	TAB	Horse/Jockey	Barrier	Top Speed [km/h]	Fastest Section						Margin		
1	9	CHILLI JAM	9	71.7	0:10.15	0:56.66 [1]	0:43.24 [1]	0:33.09 [1]	0:22.59 [1]	0:11.73 [1]	0:56.66	0:33.09	
		Graham Kliese		800m	800m	(0:13.42)	(0:10.15)	(0:10.50)	(0:10.86)	(0:11.73)			
2	2	FIVE BULLS	2	71.2	0:10.20	0:57.03 [2]	0:43.39 [6]	0:33.19 [4]	0:22.67 [4]	0:11.68 [2]	0.37L	0:33.19 +1	
		Adrian Layt		800m	800m	(0:13.64)	(0:10.20)	(0:10.52)	(0:10.99)	(0:11.68)			
3	11	MAKE IT HAPPEN	11	70.9	0:10.39	0:57.08 [3]	0:43.15 [11]	0:32.76 [11]	0:22.30 [10]	0:11.34 [10]	0.05L	0:32.76 +6	
		Nathan Thomas		800m	800m	(0:13.93)	(0:10.39)	(0:10.46)	(0:10.96)	(0:11.34)			
4	13	WICKLOW LASS	13	71.6	0:10.21	0:57.22 [4]	0:43.41 [10]	0:33.20 [8]	0:22.82 [5]	0:11.63 [6]	0.14L	0:33.20 -2	
		Jason Taylor		Overall	800m	(0:13.81)	(0:10.21)	(0:10.38)	(0:11.19)	(0:11.63)			
5	8	TENNAGAIN	8	71.9	0:10.19	0:57.49 [5]	0:43.94 [3]	0:33.75 [3]	0:23.23 [3]	0:12.14 [3]	0.27L	0:33.75 +3	
		Adam Sewell		Overall	800m	(0:13.55)	(0:10.19)	(0:10.52)	(0:11.09)	(0:12.14)			
6	6	HEADLANDER	6	71.1	0:10.31	0:57.50 [6]	0:43.45 [13]	0:33.14 [12]	0:22.83 [9]	0:11.89 [7]	0.01L	0:33.14 +2	
		Denicious Smith		800m	800m	(0:14.05)	(0:10.31)	(0:10.31)	(0:10.94)	(0:11.89)			
7	3	VILA TINTO	3	71.7	0:10.26	0:57.64 [7]	0:44.00 [5]	0:33.74 [5]	0:23.20 [6]	0:12.06 [5]	0.14L	0:33.74 +4	
		Scott Sheargold		800m	800m	(0:13.64)	(0:10.26)	(0:10.54)	(0:11.14)	(0:12.06)			
8	5	LINE OF KINGS	5	71.2	0:10.19	0:57.78 [8]	0:43.98 [9]	0:33.79 [7]	0:23.26 [8]	0:12.06 [9]	0.14L	0:33.79 +1	
		Frank Edwards		800m	800m	(0:13.80)	(0:10.19)	(0:10.53)	(0:11.20)	(0:12.06)			
9	1	CROWNING MOMENT	1	71.7	0:10.31	0:57.81 [9]	0:44.17 [4]	0:33.86 [6]	0:23.34 [7]	0:12.12 [8]	0.03L	0:33.86 +8	
		Lacey Morrison		800m	800m	(0:13.64)	(0:10.31)	(0:10.52)	(0:11.22)	(0:12.12)			
10	4	FREDDY BARBAROSSA	4	70.6	0:10.42	0:58.06 [10]	0:44.11 [12]	0:33.69 [13]	0:23.05 [12]	0:12.06 [11]	0.25L	0:33.69 +7	
		Carl Spry		800m	800m	(0:13.95)	(0:10.42)	(0:10.64)	(0:10.99)	(0:12.06)			



Townsville QLD Professional  
Race 7: HYGAIN Class 3 Plate - 1000m  
15 March 2024 - 16:42



Track Rating: Soft 5, Weather: Fine, Rail Position: +2m 1000m-W/Post; +0.5m Remainder

Section					Overall	800m	600m	400m	200m	Last 600m			
Field Times					0:56.66 (0:13.42)	0:43.24 (0:10.15)	0:33.09 (0:10.50)	0:22.59 (0:10.86)	0:11.73 (0:11.73)	0:33.09			
Rank	TAB	Horse/Jockey	Barrier	Top Speed [km/h]	Fastest Section						Margin	Distance Travelled [m]	
11	7	PRIVATE SECTOR	7	70.8	0:10.42	0:58.28 [11]	0:44.54 [7]	0:34.12 [10]	0:23.44 [11]	0:12.10 [12]	0.22L	0:34.12	+9
		Adam Spinks		800m	800m	(0:13.74)	(0:10.42)	(0:10.68)	(0:11.34)	(0:12.10)			
12	10	GOOD GIRL	10	72.2	0:10.23	0:58.45 [12]	0:45.00 [2]	0:34.77 [2]	0:24.30 [2]	0:12.98 [4]	0.17L	0:34.77	+4
		Gabrielle Semmens		Overall	800m	(0:13.45)	(0:10.23)	(0:10.47)	(0:11.32)	(0:12.98)			
13	12	MISS HELMUT	12	72.4	0:10.38	0:58.96 [13]	0:45.19 [8]	0:34.81 [9]	0:23.91 [13]	0:12.32 [13]	0.51L	0:34.81	+11
		Amanda Thomson		800m	800m	(0:13.77)	(0:10.38)	(0:10.90)	(0:11.59)	(0:12.32)			





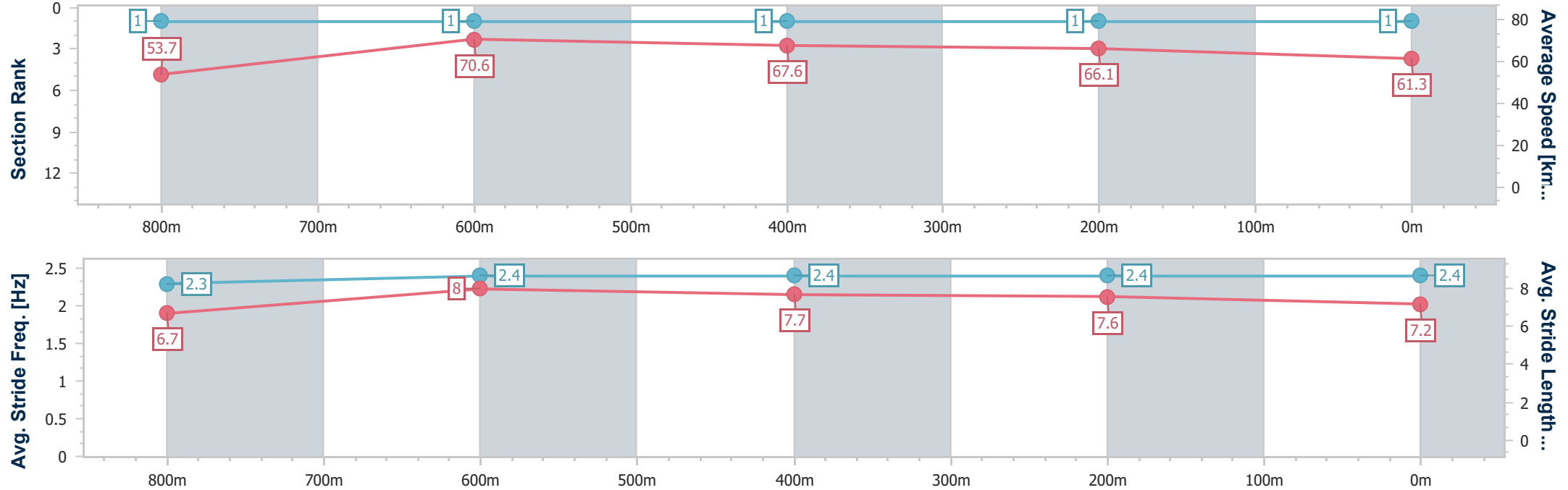
Horse/Jockey Name	Chilli Jam
Final Rank	1
Fastest Section Time (Section)	0:10.15 (800m)
Top Speed [km/h] (Section)	71.7 (800m)
Race State	Finished



Townsville QLD Professional  
Race 7: HYGAIN Class 3 Plate - 1000m  
15 March 2024 - 16:42  
Track Rating: Soft 5, Weather: Fine, Rail Position: +2m 1000m-  
W/Post; +0.5m Remainder



Section	Overall	800m	600m	400m	200m									
Section Times	0:56.66 [1] (0:13.42)	0:43.24 [1] (0:10.15)	0:33.09 [1] (0:10.50)	0:22.59 [1] (0:10.86)	0:11.73 [1] (0:11.73)									
Average Speed [km/h]	53.7	70.6	67.6	66.1	61.3									
Top Speed [km/h]	71.6	71.7	69.1	67.0	64.3									
Avg. Dist. to Rail [m]	6.3	1.6	2.9	0.6	0.4									
Avg. Stride Freq. [Hz]	2.3	2.4	2.4	2.4	2.4									
Avg. Stride Length [m]	6.7	8.0	7.7	7.6	7.2									



- [ ] Ranking at each section and finish
- .-.- No data available at this section
- NA No data available



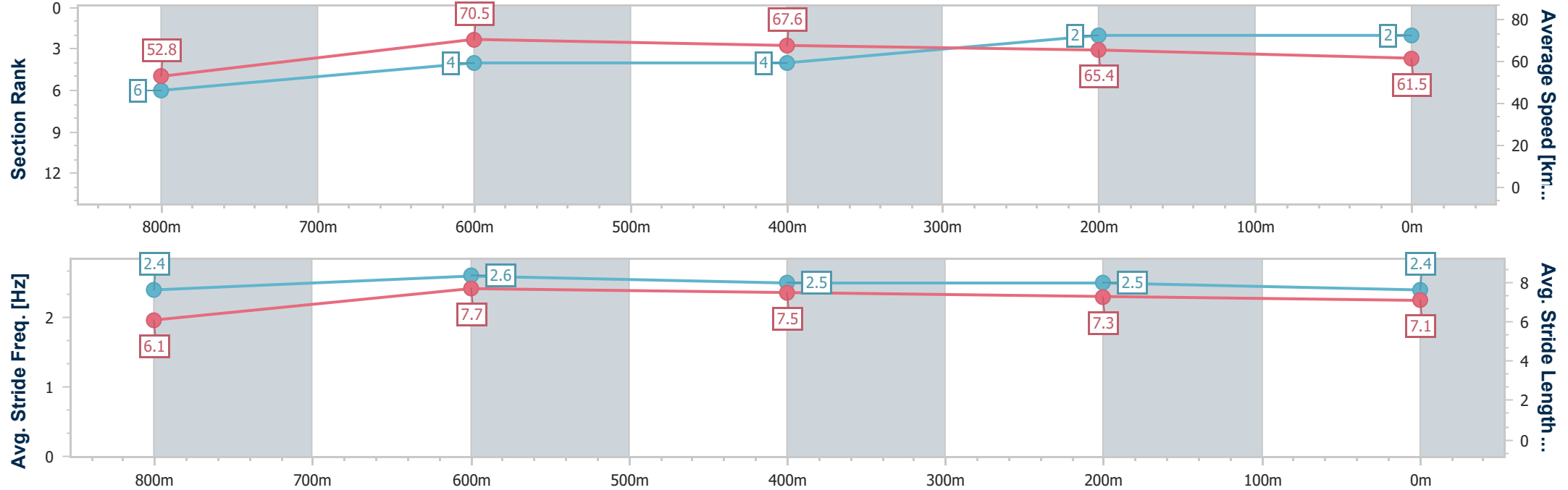
Horse/Jockey Name	Five Bulls
Final Rank	2
Fastest Section Time (Section)	0:10.20 (800m)
Top Speed [km/h] (Section)	71.2 (800m)
Race State	Finished



Townsville QLD Professional  
Race 7: HYGAIN Class 3 Plate - 1000m  
15 March 2024 - 16:42  
Track Rating: Soft 5, Weather: Fine, Rail Position: +2m 1000m-  
W/Post; +0.5m Remainder



Section	Overall	800m	600m	400m	200m										
Section Times	0:57.03 [2] (0:13.64)	0:43.39 [6] (0:10.20)	0:33.19 [4] (0:10.52)	0:22.67 [4] (0:10.99)	0:11.68 [2] (0:11.68)										
Average Speed [km/h]	52.8	70.5	67.6	65.4	61.5										
Top Speed [km/h]	71.1	71.2	70.0	66.6	64.5										
Avg. Dist. to Rail [m]	2.7	1.5	2.7	1.4	1.2										
Avg. Stride Freq. [Hz]	2.4	2.6	2.5	2.5	2.4										
Avg. Stride Length [m]	6.1	7.7	7.5	7.3	7.1										



[ ] Ranking at each section and finish  
-.-.- No data available at this section  
NA No data available



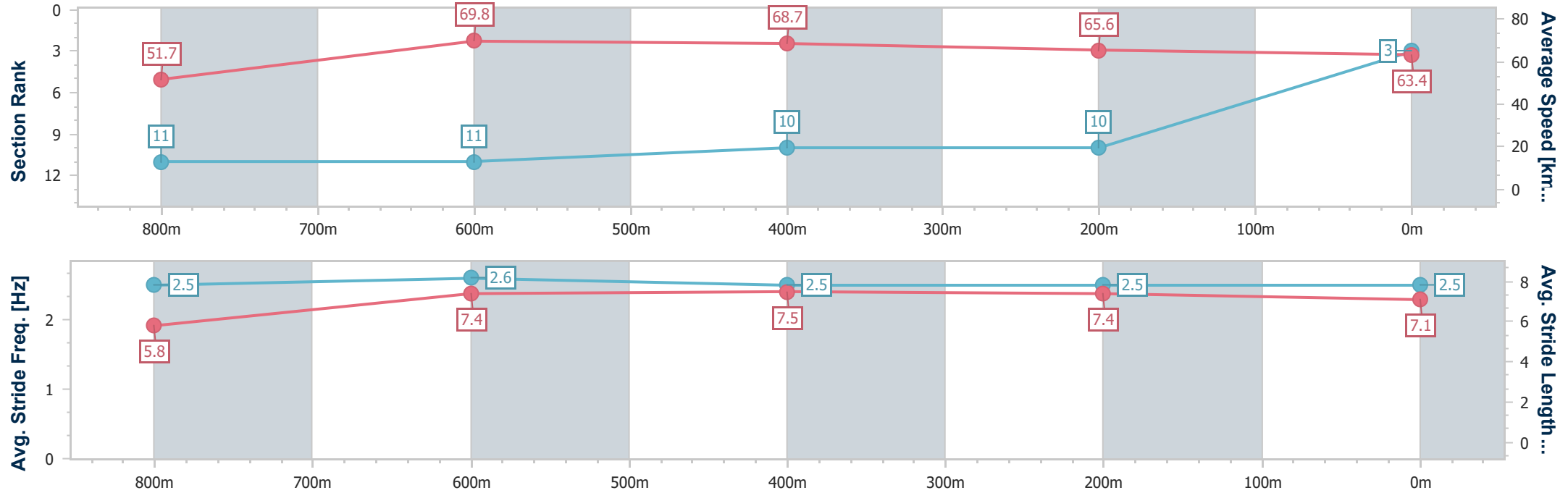
Horse/Jockey Name	Make It Happen
Final Rank	3
Fastest Section Time (Section)	0:10.39 (800m)
Top Speed [km/h] (Section)	70.9 (800m)
Race State	Finished



Townsville QLD Professional  
Race 7: HYGAIN Class 3 Plate - 1000m  
15 March 2024 - 16:42  
Track Rating: Soft 5, Weather: Fine, Rail Position: +2m 1000m-  
W/Post; +0.5m Remainder



Section	Overall	800m	600m	400m	200m									
Section Times	0:57.08 [3] (0:13.93)	0:43.15 [11] (0:10.39)	0:32.76 [11] (0:10.46)	0:22.30 [10] (0:10.96)	0:11.34 [10] (0:11.34)									
Average Speed [km/h]	51.7	69.8	68.7	65.6	63.4									
Top Speed [km/h]	69.8	70.9	70.4	66.7	64.7									
Avg. Dist. to Rail [m]	5.6	2.1	0.9	2.6	5.4									
Avg. Stride Freq. [Hz]	2.5	2.6	2.5	2.5	2.5									
Avg. Stride Length [m]	5.8	7.4	7.5	7.4	7.1									





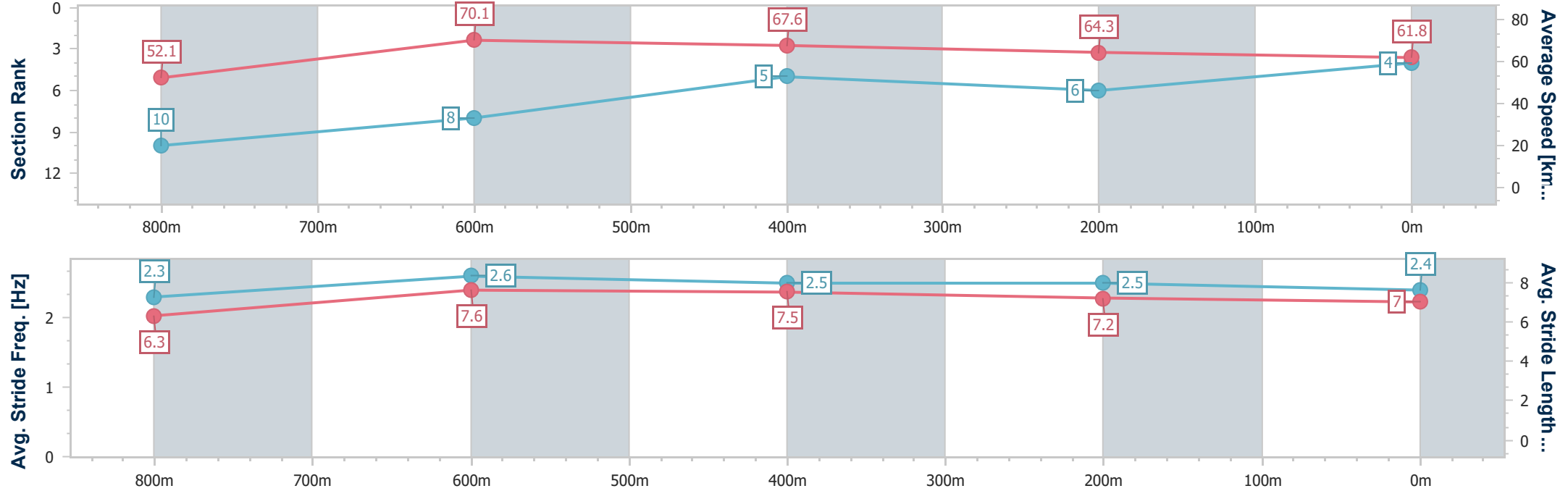
Horse/Jockey Name	Wicklow Lass
Final Rank	4
Fastest Section Time (Section)	0:10.21 (800m)
Top Speed [km/h] (Section)	71.6 (Overall)
Race State	Finished



Townsville QLD Professional  
Race 7: HYGAIN Class 3 Plate - 1000m  
15 March 2024 - 16:42  
Track Rating: Soft 5, Weather: Fine, Rail Position: +2m 1000m-  
W/Post; +0.5m Remainder



Section	Overall	800m	600m	400m	200m										
Section Times	0:57.22 [4] (0:13.81)	0:43.41 [10] (0:10.21)	0:33.20 [8] (0:10.38)	0:22.82 [5] (0:11.19)	0:11.63 [6] (0:11.63)										
Average Speed [km/h]	52.1	70.1	67.6	64.3	61.8										
Top Speed [km/h]	71.6	71.4	71.0	65.4	65.2										
Avg. Dist. to Rail [m]	3.0	1.6	4.6	1.1	0.8										
Avg. Stride Freq. [Hz]	2.3	2.6	2.5	2.5	2.4										
Avg. Stride Length [m]	6.3	7.6	7.5	7.2	7.0										





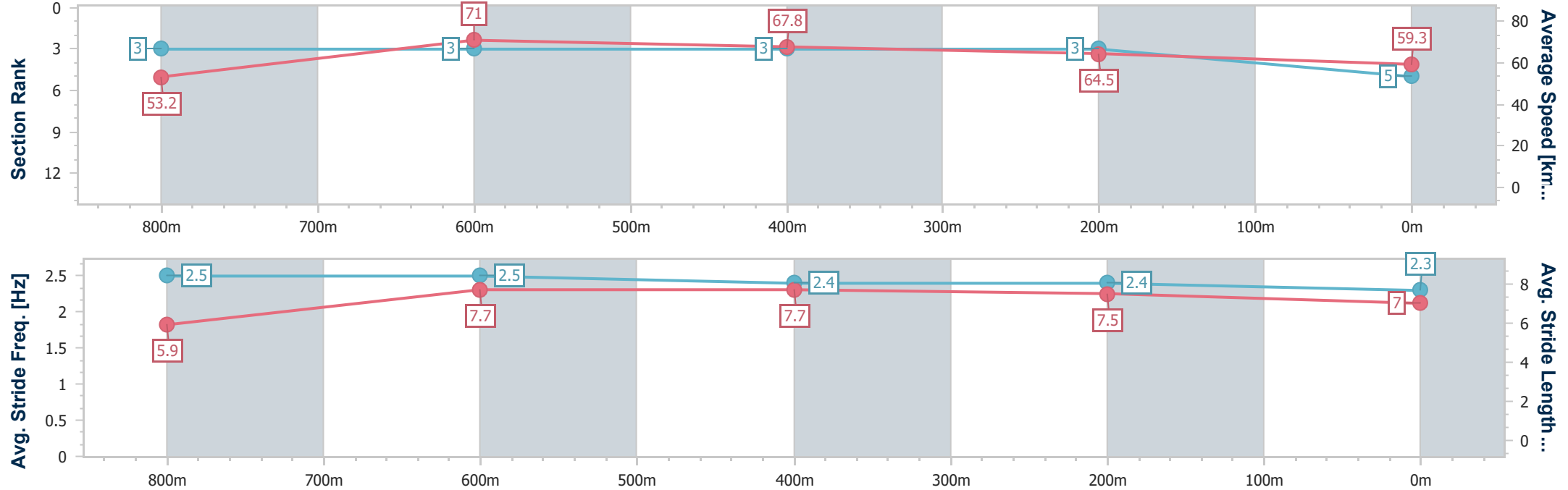
Horse/Jockey Name	Tennagain
Final Rank	5
Fastest Section Time (Section)	0:10.19 (800m)
Top Speed [km/h] (Section)	71.9 (Overall)
Race State	Finished



Townsville QLD Professional  
Race 7: HYGAIN Class 3 Plate - 1000m  
15 March 2024 - 16:42  
Track Rating: Soft 5, Weather: Fine, Rail Position: +2m 1000m-  
W/Post; +0.5m Remainder



Section	Overall	800m	600m	400m	200m														
Section Times	0:57.49 [5] (0:13.55)	0:43.94 [3] (0:10.19)	0:33.75 [3] (0:10.52)	0:23.23 [3] (0:11.09)	0:12.14 [3] (0:12.14)														
Average Speed [km/h]	53.2	71.0	67.8	64.5	59.3														
Top Speed [km/h]	71.9	71.0	70.0	66.4	63.0														
Avg. Dist. to Rail [m]	2.1	1.1	2.1	2.3	2.0														
Avg. Stride Freq. [Hz]	2.5	2.5	2.4	2.4	2.3														
Avg. Stride Length [m]	5.9	7.7	7.7	7.5	7.0														





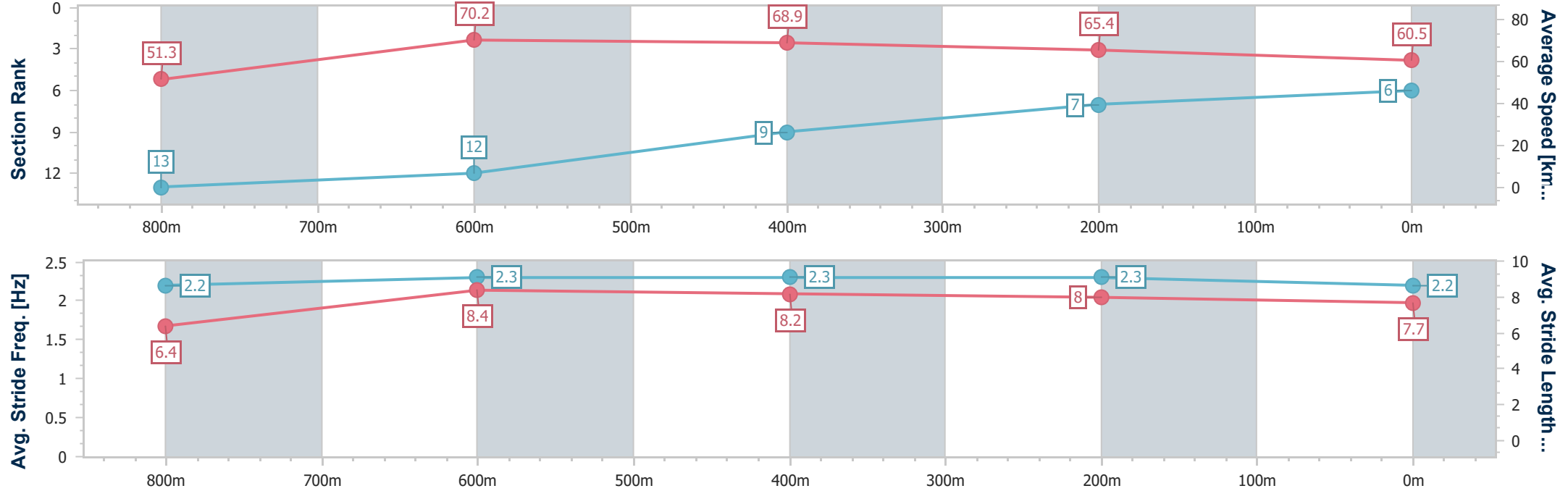
Horse/Jockey Name	Headlander
Final Rank	6
Fastest Section Time (Section)	0:10.31 (800m)
Top Speed [km/h] (Section)	71.1 (800m)
Race State	Finished



Townsville QLD Professional  
Race 7: HYGAIN Class 3 Plate - 1000m  
15 March 2024 - 16:42  
Track Rating: Soft 5, Weather: Fine, Rail Position: +2m 1000m-  
W/Post; +0.5m Remainder



Section	Overall	800m	600m	400m	200m									
Section Times	0:57.50 [6] (0:14.05)	0:43.45 [13] (0:10.31)	0:33.14 [12] (0:10.31)	0:22.83 [9] (0:10.94)	0:11.89 [7] (0:11.89)									
Average Speed [km/h]	51.3	70.2	68.9	65.4	60.5									
Top Speed [km/h]	69.5	71.1	70.8	66.0	63.9									
Avg. Dist. to Rail [m]	11.1	2.9	2.9	2.0	0.5									
Avg. Stride Freq. [Hz]	2.2	2.3	2.3	2.3	2.2									
Avg. Stride Length [m]	6.4	8.4	8.2	8.0	7.7									





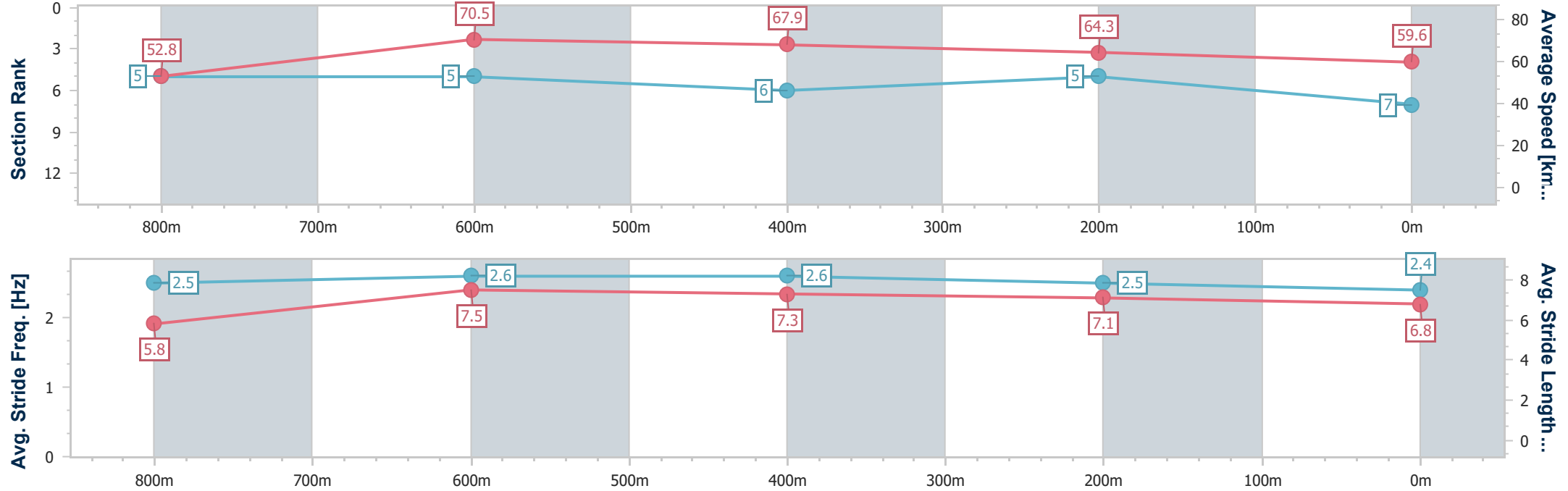
Horse/Jockey Name	Vila Tinto
Final Rank	7
Fastest Section Time (Section)	0:10.26 (800m)
Top Speed [km/h] (Section)	71.7 (800m)
Race State	Finished



Townsville QLD Professional  
Race 7: HYGAIN Class 3 Plate - 1000m  
15 March 2024 - 16:42  
Track Rating: Soft 5, Weather: Fine, Rail Position: +2m 1000m-  
W/Post; +0.5m Remainder



Section	Overall	800m	600m	400m	200m										
Section Times	0:57.64 [7] (0:13.64)	0:44.00 [5] (0:10.26)	0:33.74 [5] (0:10.54)	0:23.20 [6] (0:11.14)	0:12.06 [5] (0:12.06)										
Average Speed [km/h]	52.8	70.5	67.9	64.3	59.6										
Top Speed [km/h]	71.7	71.7	70.0	66.7	62.7										
Avg. Dist. to Rail [m]	6.8	2.4	1.9	1.1	2.5										
Avg. Stride Freq. [Hz]	2.5	2.6	2.6	2.5	2.4										
Avg. Stride Length [m]	5.8	7.5	7.3	7.1	6.8										





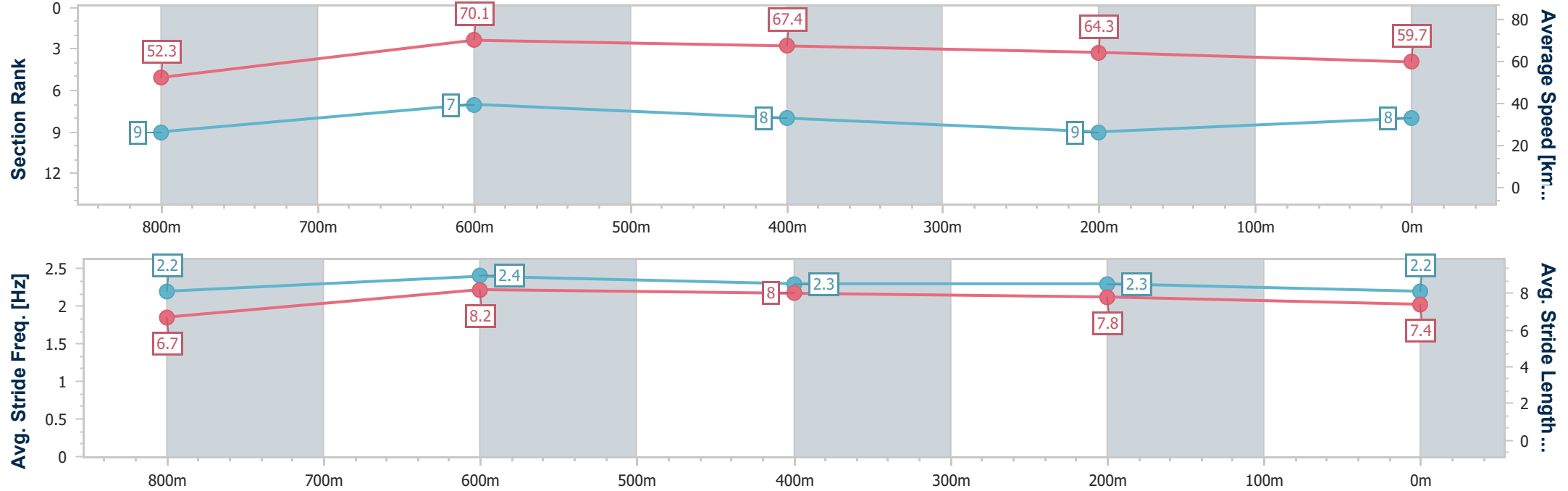
Horse/Jockey Name	Line Of Kings
Final Rank	8
Fastest Section Time (Section)	0:10.19 (800m)
Top Speed [km/h] (Section)	71.2 (800m)
Race State	Finished



Townsville QLD Professional  
Race 7: HYGAIN Class 3 Plate - 1000m  
15 March 2024 - 16:42  
Track Rating: Soft 5, Weather: Fine, Rail Position: +2m 1000m-  
W/Post; +0.5m Remainder



Section	Overall	800m	600m	400m	200m										
Section Times	0:57.78 [8] (0:13.80)	0:43.98 [9] (0:10.19)	0:33.79 [7] (0:10.53)	0:23.26 [8] (0:11.20)	0:12.06 [9] (0:12.06)										
Average Speed [km/h]	52.3	70.1	67.4	64.3	59.7										
Top Speed [km/h]	69.9	71.2	69.8	65.3	62.5										
Avg. Dist. to Rail [m]	4.1	1.4	2.7	2.7	5.9										
Avg. Stride Freq. [Hz]	2.2	2.4	2.3	2.3	2.2										
Avg. Stride Length [m]	6.7	8.2	8.0	7.8	7.4										







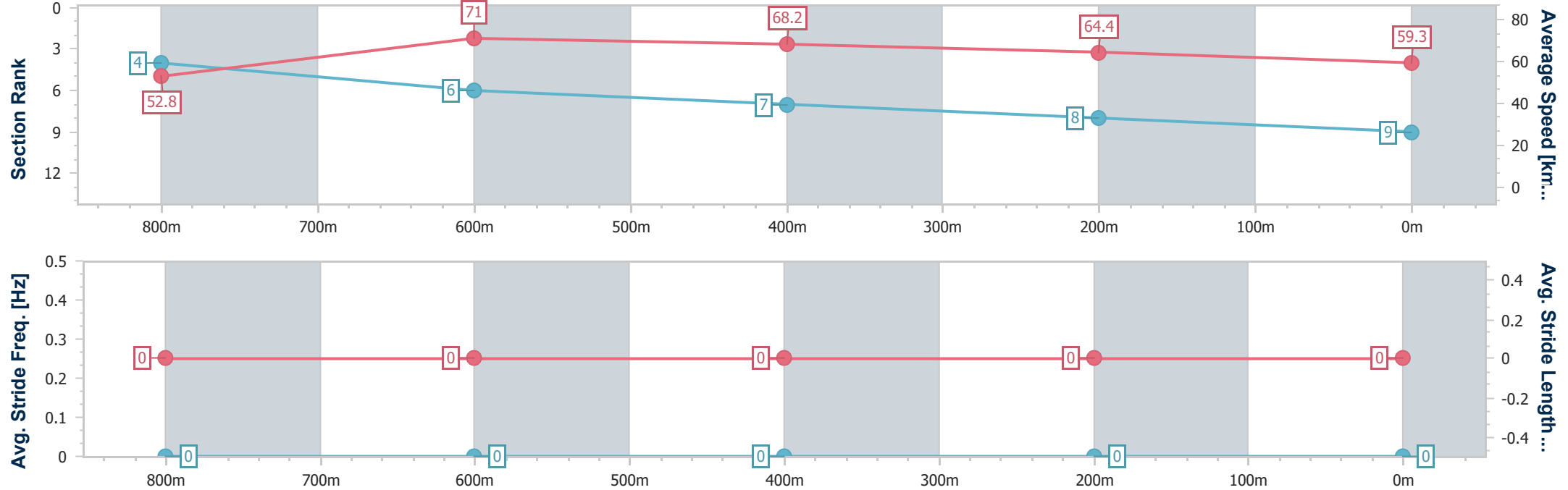
Horse/Jockey Name	Crowning Moment
Final Rank	9
Fastest Section Time (Section)	0:10.31 (800m)
Top Speed [km/h] (Section)	71.7 (800m)
Race State	Finished



Townsville QLD Professional  
Race 7: HYGAIN Class 3 Plate - 1000m  
15 March 2024 - 16:42  
Track Rating: Soft 5, Weather: Fine, Rail Position: +2m 1000m-  
W/Post; +0.5m Remainder



Section	Overall	800m	600m	400m	200m									
Section Times	0:57.81 [9] (0:13.64)	0:44.17 [4] (0:10.31)	0:33.86 [6] (0:10.52)	0:23.34 [7] (0:11.22)	0:12.12 [8] (0:12.12)									
Average Speed [km/h]	52.8	71.0	68.2	64.4	59.3									
Top Speed [km/h]	71.6	71.7	69.9	65.7	62.0									
Avg. Dist. to Rail [m]	11.9	3.5	0.6	2.2	5.3									
Avg. Stride Freq. [Hz]	--.-	--.-	--.-	--.-	--.-									
Avg. Stride Length [m]	--.-	--.-	--.-	--.-	--.-									





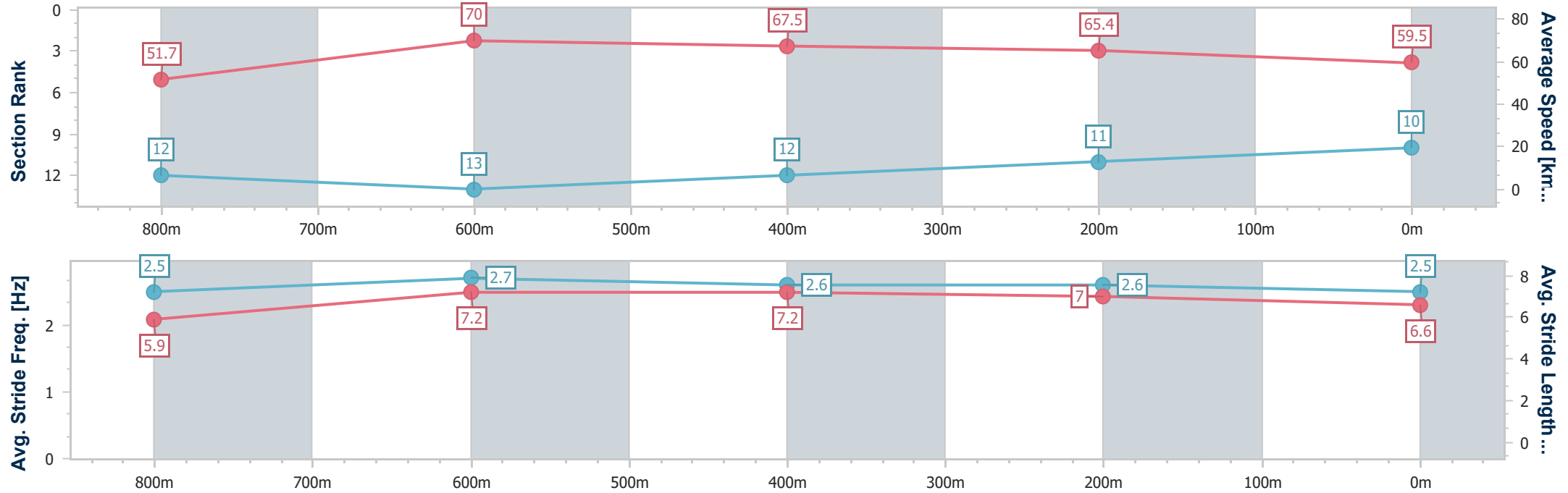
Horse/Jockey Name	Freddy Barbarossa
Final Rank	10
Fastest Section Time (Section)	0:10.42 (800m)
Top Speed [km/h] (Section)	70.6 (800m)
Race State	Finished



Townsville QLD Professional  
Race 7: HYGAIN Class 3 Plate - 1000m  
15 March 2024 - 16:42  
Track Rating: Soft 5, Weather: Fine, Rail Position: +2m 1000m-  
W/Post; +0.5m Remainder



Section	Overall	800m	600m	400m	200m										
Section Times	0:58.06 [10] (0:13.95)	0:44.11 [12] (0:10.42)	0:33.69 [13] (0:10.64)	0:23.05 [12] (0:10.99)	0:12.06 [11] (0:12.06)										
Average Speed [km/h]	51.7	70.0	67.5	65.4	59.5										
Top Speed [km/h]	69.8	70.6	70.5	66.2	64.2										
Avg. Dist. to Rail [m]	10.9	4.3	0.9	1.3	3.9										
Avg. Stride Freq. [Hz]	2.5	2.7	2.6	2.6	2.5										
Avg. Stride Length [m]	5.9	7.2	7.2	7.0	6.6										





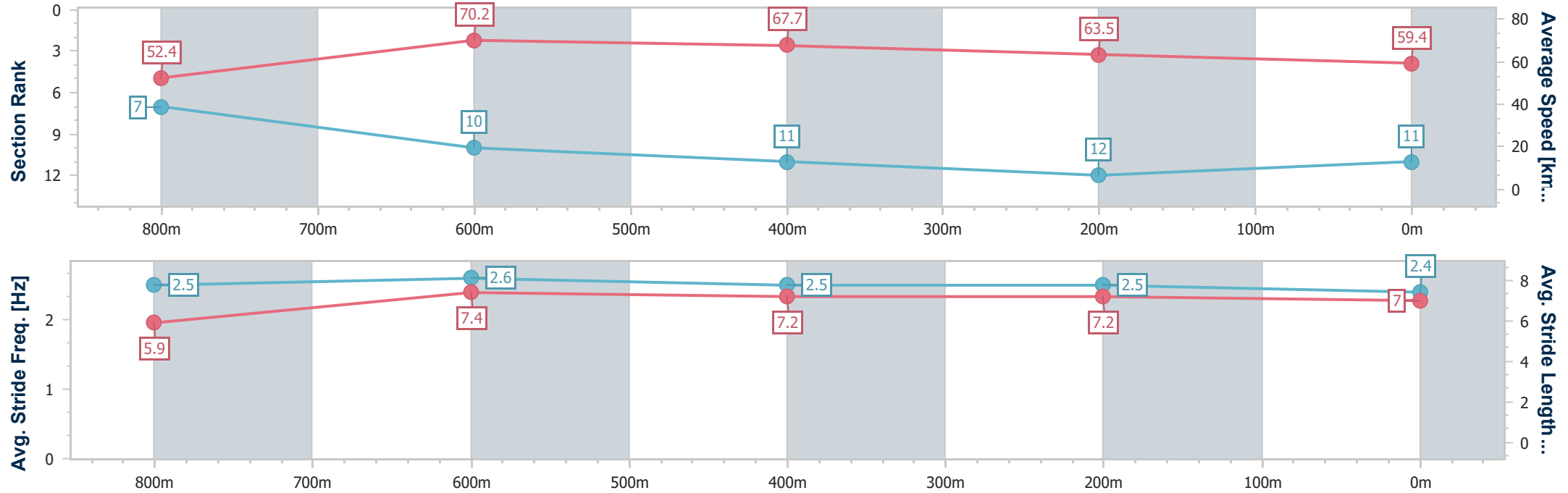
Horse/Jockey Name	Private Sector
Final Rank	11
Fastest Section Time (Section)	0:10.42 (800m)
Top Speed [km/h] (Section)	70.8 (800m)
Race State	Finished



Townsville QLD Professional  
Race 7: HYGAIN Class 3 Plate - 1000m  
15 March 2024 - 16:42  
Track Rating: Soft 5, Weather: Fine, Rail Position: +2m 1000m-  
W/Post; +0.5m Remainder



Section	Overall	800m	600m	400m	200m								
Section Times	0:58.28 [11] (0:13.74)	0:44.54 [7] (0:10.42)	0:34.12 [10] (0:10.68)	0:23.44 [11] (0:11.34)	0:12.10 [12] (0:12.10)								
Average Speed [km/h]	52.4	70.2	67.7	63.5	59.4								
Top Speed [km/h]	69.6	70.8	69.4	65.7	62.1								
Avg. Dist. to Rail [m]	8.5	3.7	0.7	3.0	4.4								
Avg. Stride Freq. [Hz]	2.5	2.6	2.5	2.5	2.4								
Avg. Stride Length [m]	5.9	7.4	7.2	7.2	7.0								





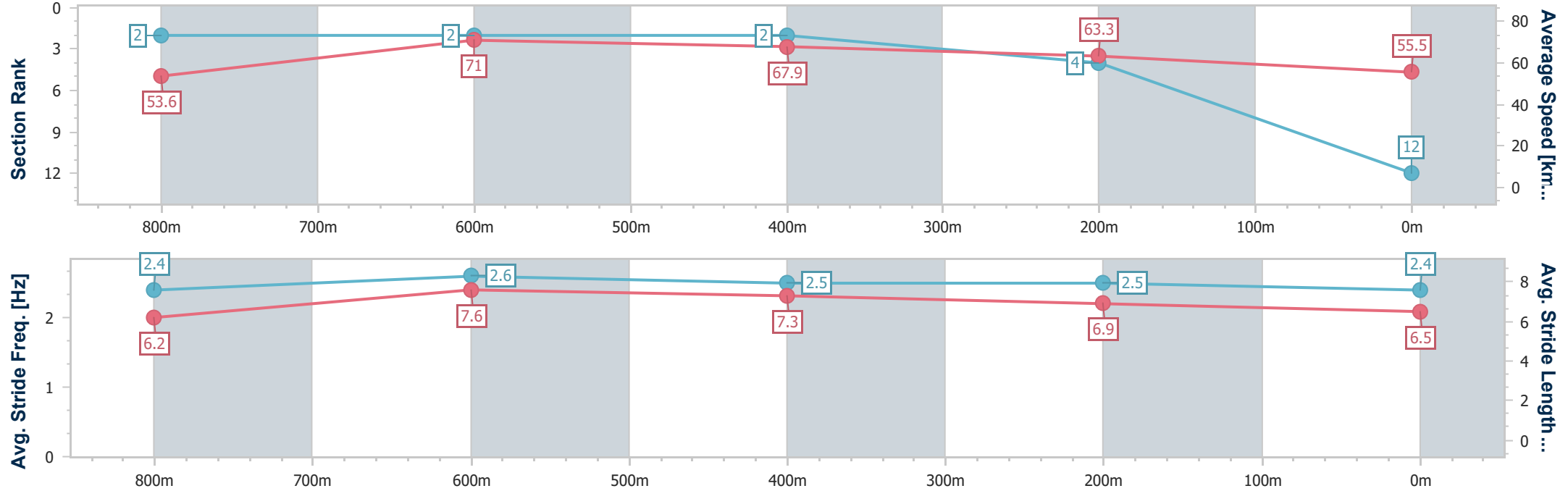
Horse/Jockey Name	Good Girl
Final Rank	12
Fastest Section Time (Section)	0:10.23 (800m)
Top Speed [km/h] (Section)	72.2 (Overall)
Race State	Finished



Townsville QLD Professional  
Race 7: HYGAIN Class 3 Plate - 1000m  
15 March 2024 - 16:42  
Track Rating: Soft 5, Weather: Fine, Rail Position: +2m 1000m-  
W/Post; +0.5m Remainder



Section	Overall	800m	600m	400m	200m														
Section Times	0:58.45 [12] (0:13.45)	0:45.00 [2] (0:10.23)	0:34.77 [2] (0:10.47)	0:24.30 [2] (0:11.32)	0:12.98 [4] (0:12.98)														
Average Speed [km/h]	53.6	71.0	67.9	63.3	55.5														
Top Speed [km/h]	72.2	71.6	69.7	66.2	59.2														
Avg. Dist. to Rail [m]	12.5	2.8	2.2	1.2	1.1														
Avg. Stride Freq. [Hz]	2.4	2.6	2.5	2.5	2.4														
Avg. Stride Length [m]	6.2	7.6	7.3	6.9	6.5														





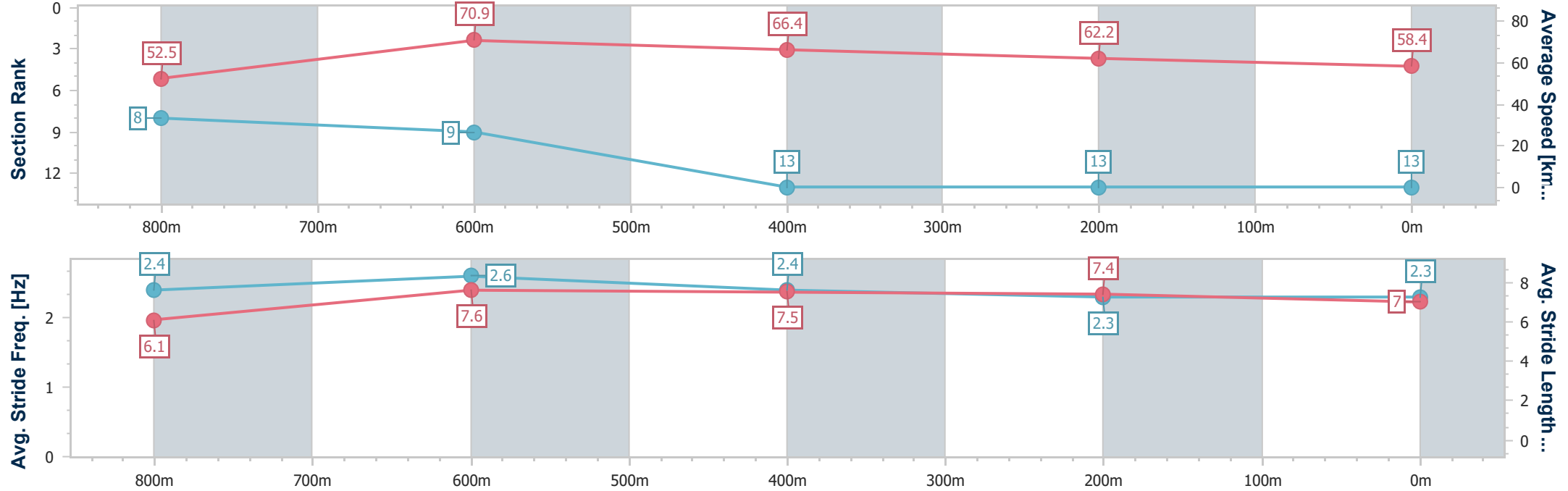
Horse/Jockey Name	Miss Helmut
Final Rank	13
Fastest Section Time (Section)	0:10.38 (800m)
Top Speed [km/h] (Section)	72.4 (800m)
Race State	Finished



Townsville QLD Professional  
Race 7: HYGAIN Class 3 Plate - 1000m  
15 March 2024 - 16:42  
Track Rating: Soft 5, Weather: Fine, Rail Position: +2m 1000m-  
W/Post; +0.5m Remainder



Section	Overall	800m	600m	400m	200m										
Section Times	0:58.96 [13] (0:13.77)	0:45.19 [8] (0:10.38)	0:34.81 [9] (0:10.90)	0:23.91 [13] (0:11.59)	0:12.32 [13] (0:12.32)										
Average Speed [km/h]	52.5	70.9	66.4	62.2	58.4										
Top Speed [km/h]	71.6	72.4	69.1	64.0	60.7										
Avg. Dist. to Rail [m]	11.7	5.8	1.7	1.7	2.0										
Avg. Stride Freq. [Hz]	2.4	2.6	2.4	2.3	2.3										
Avg. Stride Length [m]	6.1	7.6	7.5	7.4	7.0										





Townsville QLD Professional  
Race 8: NEXT RACE MEETING FRIDAY 22 MARCH BENCHMARK 60  
Handicap - 1200m  
15 March 2024 - 17:22



Track Rating: Soft 5, Weather: Fine, Rail Position: +2m 1000m-W/Post; +0.5m Remainder

Section		Overall				1000m	800m	600m	400m	200m	Last 600m		
Field Times		1:10.32				0:56.51	0:45.93	0:35.11	0:23.79	0:12.16	0:35.11		
		(0:13.81)				(0:10.58)	(0:10.82)	(0:11.32)	(0:11.63)	(0:12.16)			
Rank	TAB	Horse/Jockey	Barrier	Top Speed [km/h]	Fastest Section						Margin	Distance Travelled [m]	
1	7	DOLLSON	7	70.2	0:10.60	1:10.32 [1]	0:56.22 [4]	0:45.62 [3]	0:34.92 [3]	0:23.58 [4]	0:11.96 [2]	1:10.32	0:34.92
		Gabrielle Semmens		1000m	1000m	(0:14.10)	(0:10.60)	(0:10.70)	(0:11.34)	(0:11.62)	(0:11.96)		
2	1	INDICTMENT	1	68.5	0:10.85	1:10.37 [2]	0:55.97 [8]	0:45.12 [8]	0:34.24 [8]	0:23.30 [8]	0:11.86 [6]	0.05L	0:34.24 +3
		Masayuki Abe		1000m	1000m	(0:14.40)	(0:10.85)	(0:10.88)	(0:10.94)	(0:11.44)	(0:11.86)		
3	9	HIT SNOOZE	9	70.3	0:10.70	1:10.44 [3]	0:56.38 [3]	0:45.68 [4]	0:34.95 [4]	0:23.77 [3]	0:12.28 [1]	0.07L	0:34.95 +4
		Lacey Morrison		1000m	1000m	(0:14.06)	(0:10.70)	(0:10.73)	(0:11.18)	(0:11.49)	(0:12.28)		
4	4	NEVER CRY	4	68.4	0:10.74	1:10.56 [4]	0:55.92 [9]	0:44.94 [10]	0:34.20 [10]	0:23.32 [9]	0:12.00 [7]	0.12L	0:34.20 +1
		Ryan Wiggins		1000m	800m	(0:14.64)	(0:10.98)	(0:10.74)	(0:10.88)	(0:11.32)	(0:12.00)		
5	13	LET'S RIDE	13	69.3	0:10.82	1:10.61 [5]	0:56.39 [5]	0:45.44 [5]	0:34.62 [6]	0:23.71 [6]	0:12.25 [3]	0.05L	0:34.62 +5
		Jason Taylor		1000m	800m	(0:14.22)	(0:10.95)	(0:10.82)	(0:10.91)	(0:11.46)	(0:12.25)		
6	8	LIGHTHORSE LAD	8	68.2	0:10.67	1:10.66 [6]	0:55.78 [12]	0:44.81 [11]	0:34.14 [11]	0:23.21 [11]	0:11.87 [9]	0.05L	0:34.14 +4
		Graham Kliese		800m	800m	(0:14.88)	(0:10.97)	(0:10.67)	(0:10.93)	(0:11.34)	(0:11.87)		
7	2	COUNT OF CARFORD	2	69.2	0:10.79	1:10.84 [7]	0:56.55 [6]	0:45.64 [7]	0:34.85 [7]	0:23.78 [7]	0:12.34 [5]	0.18L	0:34.85 +9
		Ashley Butler		1000m	800m	(0:14.29)	(0:10.91)	(0:10.79)	(0:11.07)	(0:11.44)	(0:12.34)		
8	11	BETTER DAYS AHEAD	11	70.6	0:10.63	1:11.34 [8]	0:57.53 [1]	0:46.90 [2]	0:36.11 [2]	0:24.81 [1]	0:12.84 [4]	0.5L	0:36.11 +0
		Tessa Townsend		1000m	1000m	(0:13.81)	(0:10.63)	(0:10.79)	(0:11.30)	(0:11.97)	(0:12.84)		
9	15	LIGHTHEADEDNESS	15	68.6	0:10.69	1:11.40 [9]	0:57.08 [7]	0:46.23 [6]	0:35.54 [5]	0:24.51 [5]	0:12.81 [8]	0.06L	0:35.54 +1
		Scott Sheargold		1000m	800m	(0:14.32)	(0:10.85)	(0:10.69)	(0:11.03)	(0:11.70)	(0:12.81)		
10	16	GINASUE	16	68.0	0:10.90	1:11.42 [10]	0:56.54 [11]	0:45.46 [12]	0:34.56 [12]	0:23.64 [12]	0:12.22 [11]	0.02L	0:34.56 +8
		Adam Spinks		800m	800m	(0:14.88)	(0:11.08)	(0:10.90)	(0:10.92)	(0:11.42)	(0:12.22)		

Scratched: Breakwater Boy (#6), Ten Schilling (#5), Flaming Homer (#10)



Townsville QLD Professional  
Race 8: NEXT RACE MEETING FRIDAY 22 MARCH BENCHMARK 60  
Handicap - 1200m  
15 March 2024 - 17:22



Track Rating: Soft 5, Weather: Fine, Rail Position: +2m 1000m-W/Post; +0.5m Remainder

Section						Overall	1000m	800m	600m	400m	200m	Last 600m		
Field Times						1:10.32 (0:13.81)	0:56.51 (0:10.58)	0:45.93 (0:10.82)	0:35.11 (0:11.32)	0:23.79 (0:11.63)	0:12.16 (0:12.16)	0:35.11		
Rank	TAB	Horse/Jockey	Barrier	Top Speed [km/h]	Fastest Section							Margin	Distance Travelled [m]	
11	3	IMPOSING BEAU	3	68.2	0:10.80	1:12.26 [11]	0:57.56 [10]	0:46.75 [9]	0:35.95 [9]	0:24.87 [10]	0:13.06 [10]	0.84L	0:35.95	-1
		Frank Edwards		1000m	800m	(0:14.70)	(0:10.81)	(0:10.80)	(0:11.08)	(0:11.81)	(0:13.06)			
12	14	ANOTHER DIMENSION	14	68.0	0:10.83	1:12.71 [12]	0:57.50 [13]	0:46.46 [13]	0:35.43 [13]	0:24.60 [13]	0:13.14 [13]	0.45L	0:35.43	+2
		Adam Sewell		1000m	600m	(0:15.21)	(0:11.04)	(0:11.03)	(0:10.83)	(0:11.46)	(0:13.14)			
13	12	NO LOVE LOST	12	70.1	0:10.55	1:14.88 [13]	1:01.04 [2]	0:50.49 [1]	0:39.67 [1]	0:28.23 [2]	0:15.50 [12]	2.17L	0:39.67	+2
		Carl Spry		1000m	1000m	(0:13.84)	(0:10.55)	(0:10.82)	(0:11.44)	(0:12.73)	(0:15.50)			

Scratched: Breakwater Boy (#6), Ten Schilling (#5), Flaming Homer (#10)



Horse/Jockey Name	Dollson
Final Rank	1
Fastest Section Time (Section)	0:10.60 (1000m)
Top Speed [km/h] (Section)	70.2 (1000m)
Race State	Finished

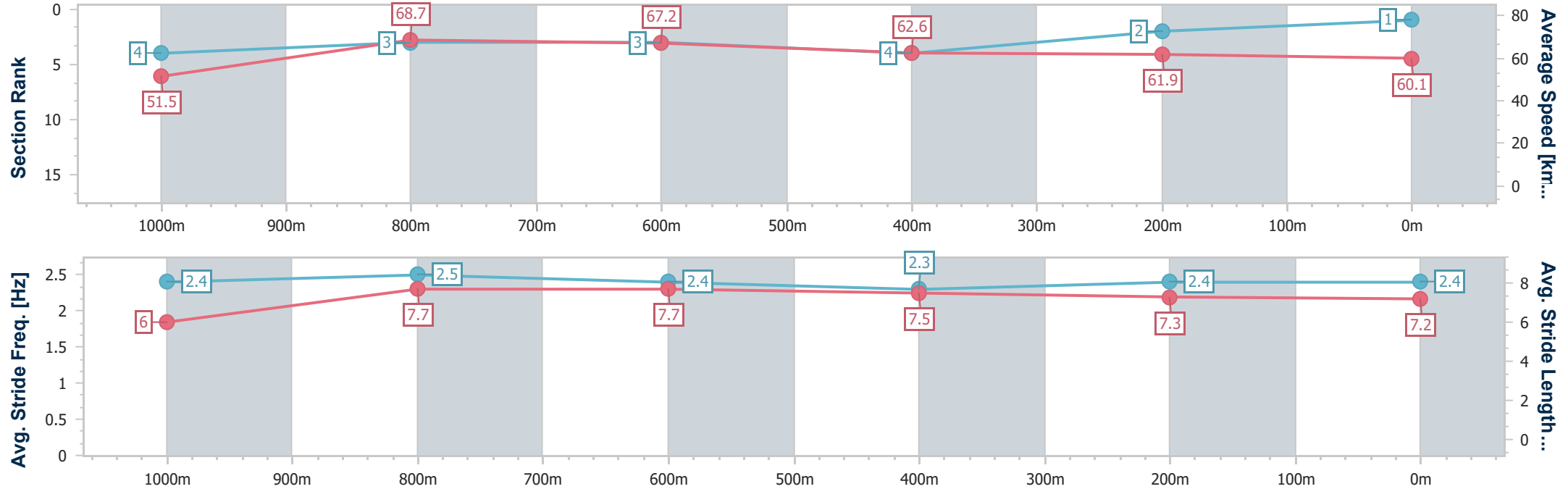


Townsville QLD Professional  
Race 8: NEXT RACE MEETING FRIDAY 22 MARCH  
BENCHMARK 60 Handicap - 1200m



15 March 2024 - 17:22  
Track Rating: Soft 5, Weather: Fine, Rail Position: +2m 1000m-  
W/Post; +0.5m Remainder

Section	Overall	1000m	800m	600m	400m	200m							
Section Times	1:10.32 [1] (0:14.10)	0:56.22 [4] (0:10.60)	0:45.62 [3] (0:10.70)	0:34.92 [3] (0:11.34)	0:23.58 [4] (0:11.62)	0:11.96 [2] (0:11.96)							
Average Speed [km/h]	51.5	68.7	67.2	62.6	61.9	60.1							
Top Speed [km/h]	67.2	70.2	69.0	65.1	63.4	62.8							
Avg. Dist. to Rail [m]	6.8	2.6	1.0	2.4	1.2	3.4							
Avg. Stride Freq. [Hz]	2.4	2.5	2.4	2.3	2.4	2.4							
Avg. Stride Length [m]	6.0	7.7	7.7	7.5	7.3	7.2							



[ ] Ranking at each section and finish  
-.-.- No data available at this section  
NA No data available





Horse/Jockey Name	Indictment
Final Rank	2
Fastest Section Time (Section)	0:10.85 (1000m)
Top Speed [km/h] (Section)	68.5 (1000m)
Race State	Finished

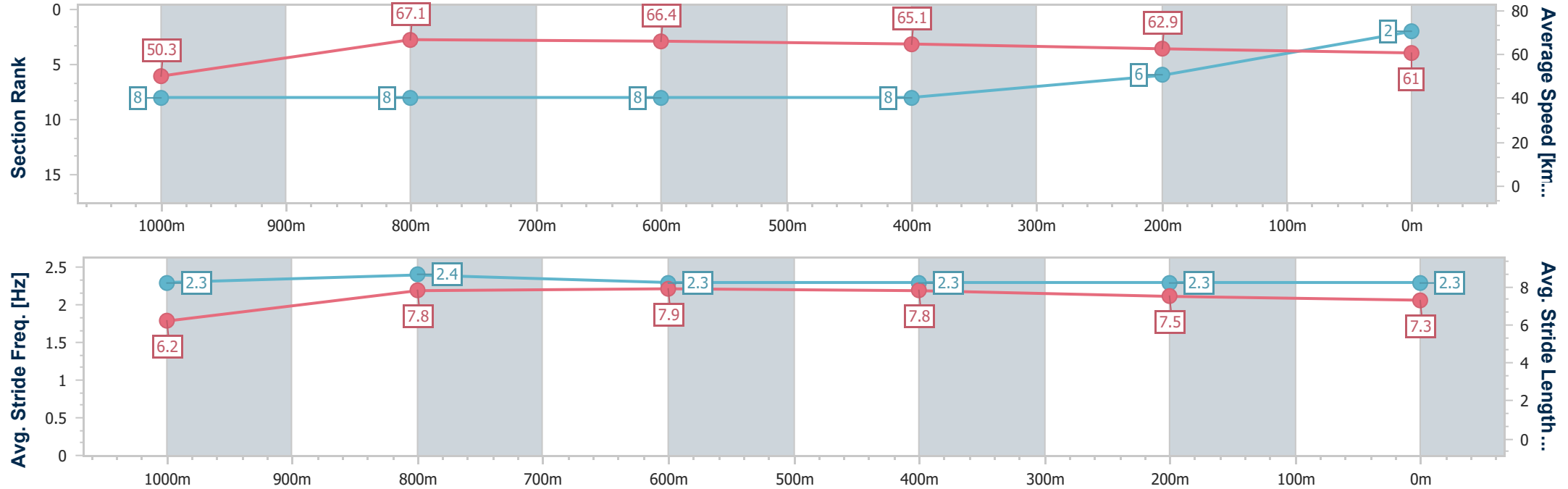


Townsville QLD Professional  
Race 8: NEXT RACE MEETING FRIDAY 22 MARCH  
BENCHMARK 60 Handicap - 1200m



15 March 2024 - 17:22  
Track Rating: Soft 5, Weather: Fine, Rail Position: +2m 1000m-  
W/Post; +0.5m Remainder

Section	Overall	1000m	800m	600m	400m	200m							
Section Times	1:10.37 [2] (0:14.40)	0:55.97 [8] (0:10.85)	0:45.12 [8] (0:10.88)	0:34.24 [8] (0:10.94)	0:23.30 [8] (0:11.44)	0:11.86 [6] (0:11.86)							
Average Speed [km/h]	50.3	67.1	66.4	65.1	62.9	61.0							
Top Speed [km/h]	65.6	68.5	67.0	67.3	64.8	64.0							
Avg. Dist. to Rail [m]	8.4	2.8	1.4	1.9	2.8	7.6							
Avg. Stride Freq. [Hz]	2.3	2.4	2.3	2.3	2.3	2.3							
Avg. Stride Length [m]	6.2	7.8	7.9	7.8	7.5	7.3							



- [ ] Ranking at each section and finish
- .-.- No data available at this section
- NA No data available



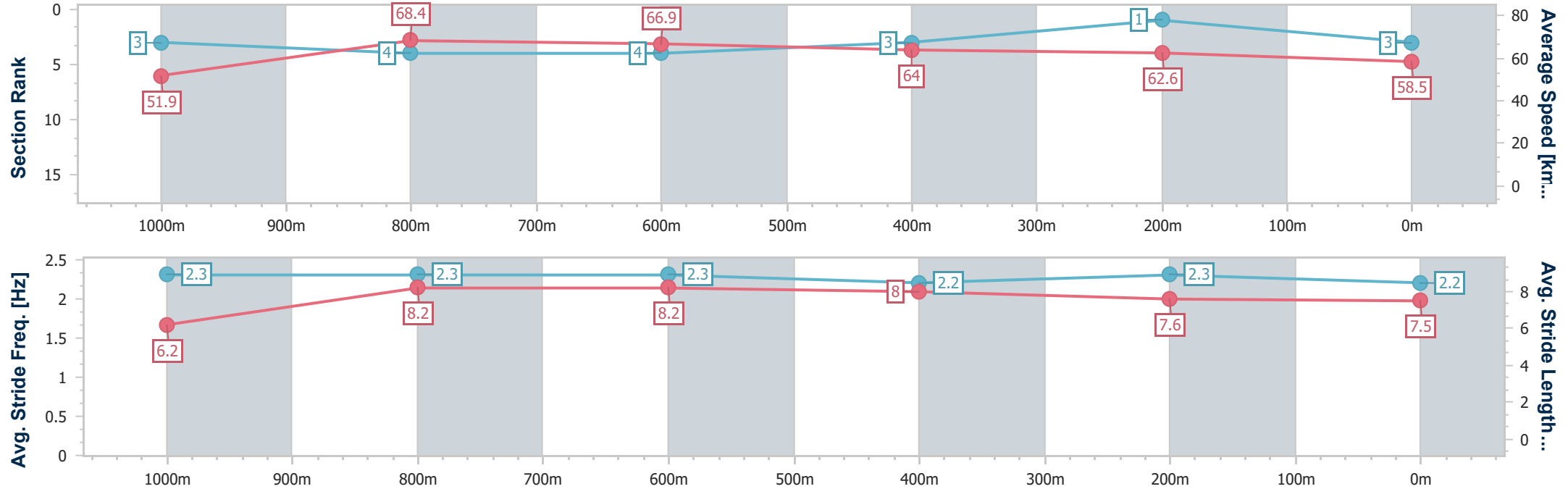
Horse/Jockey Name	Hit Snooze
Final Rank	3
Fastest Section Time (Section)	0:10.70 (1000m)
Top Speed [km/h] (Section)	70.3 (1000m)
Race State	Finished



Townsville QLD Professional  
Race 8: NEXT RACE MEETING FRIDAY 22 MARCH  
BENCHMARK 60 Handicap - 1200m  
15 March 2024 - 17:22  
Track Rating: Soft 5, Weather: Fine, Rail Position: +2m 1000m-  
W/Post; +0.5m Remainder



Section	Overall	1000m	800m	600m	400m	200m								
Section Times	1:10.44 [3] (0:14.06)	0:56.38 [3] (0:10.70)	0:45.68 [4] (0:10.73)	0:34.95 [4] (0:11.18)	0:23.77 [3] (0:11.49)	0:12.28 [1] (0:12.28)								
Average Speed [km/h]	51.9	68.4	66.9	64.0	62.6	58.5								
Top Speed [km/h]	68.1	70.3	68.6	65.5	63.0	62.0								
Avg. Dist. to Rail [m]	14.2	3.6	1.2	1.7	0.5	0.7								
Avg. Stride Freq. [Hz]	2.3	2.3	2.3	2.2	2.3	2.2								
Avg. Stride Length [m]	6.2	8.2	8.2	8.0	7.6	7.5								



[ ] Ranking at each section and finish  
- - - - No data available at this section  
NA No data available



Horse/Jockey Name	Never Cry
Final Rank	4
Fastest Section Time (Section)	0:10.74 (800m)
Top Speed [km/h] (Section)	68.4 (1000m)
Race State	Finished

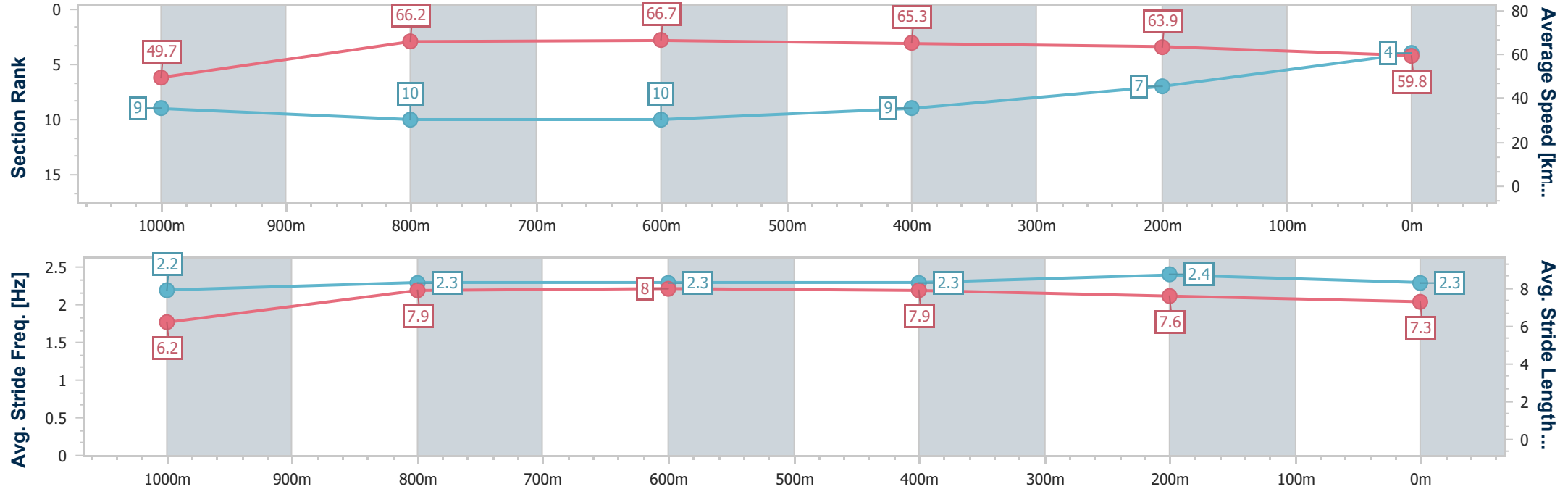


Townsville QLD Professional  
Race 8: NEXT RACE MEETING FRIDAY 22 MARCH  
BENCHMARK 60 Handicap - 1200m



15 March 2024 - 17:22  
Track Rating: Soft 5, Weather: Fine, Rail Position: +2m 1000m-  
W/Post; +0.5m Remainder

Section	Overall	1000m	800m	600m	400m	200m							
Section Times	1:10.56 [4] (0:14.64)	0:55.92 [9] (0:10.98)	0:44.94 [10] (0:10.74)	0:34.20 [10] (0:10.88)	0:23.32 [9] (0:11.32)	0:12.00 [7] (0:12.00)							
Average Speed [km/h]	49.7	66.2	66.7	65.3	63.9	59.8							
Top Speed [km/h]	66.3	68.4	67.9	67.5	64.4	63.2							
Avg. Dist. to Rail [m]	10.2	3.2	1.4	3.0	4.1	9.0							
Avg. Stride Freq. [Hz]	2.2	2.3	2.3	2.3	2.4	2.3							
Avg. Stride Length [m]	6.2	7.9	8.0	7.9	7.6	7.3							



[ ] Ranking at each section and finish  
-.-.- No data available at this section  
NA No data available



Horse/Jockey Name	Let's Ride
Final Rank	5
Fastest Section Time (Section)	0:10.82 (800m)
Top Speed [km/h] (Section)	69.3 (1000m)
Race State	Finished

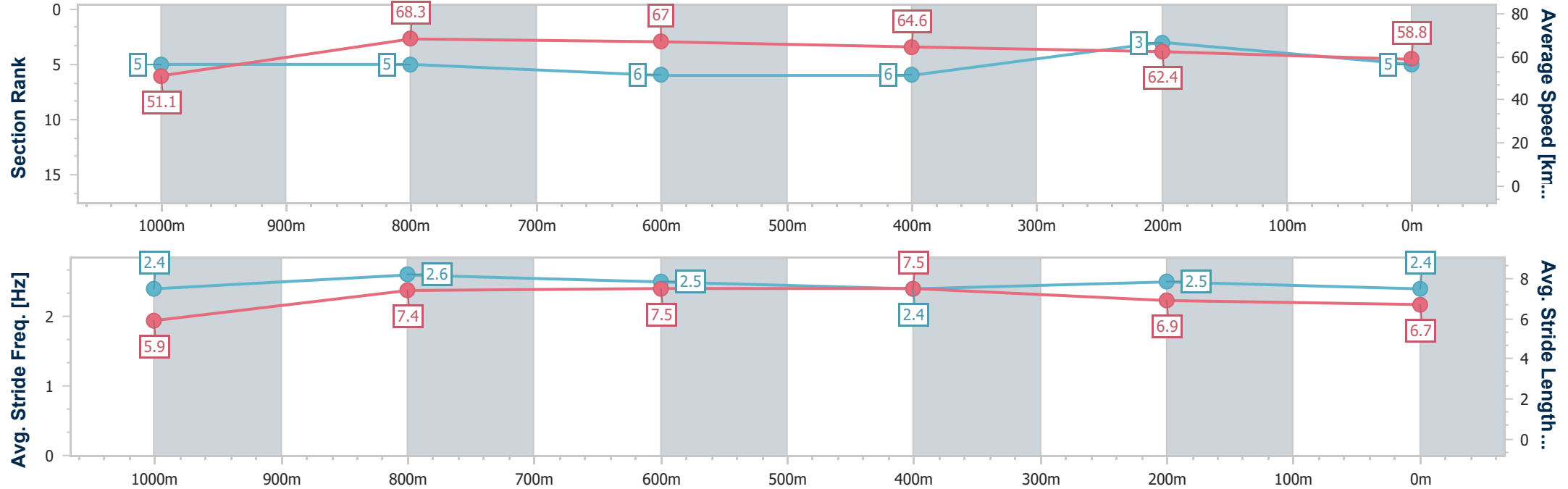


Townsville QLD Professional  
Race 8: NEXT RACE MEETING FRIDAY 22 MARCH  
BENCHMARK 60 Handicap - 1200m



15 March 2024 - 17:22  
Track Rating: Soft 5, Weather: Fine, Rail Position: +2m 1000m-  
W/Post; +0.5m Remainder

Section	Overall	1000m	800m	600m	400m	200m							
Section Times	1:10.61 [5] (0:14.22)	0:56.39 [5] (0:10.95)	0:45.44 [5] (0:10.82)	0:34.62 [6] (0:10.91)	0:23.71 [6] (0:11.46)	0:12.25 [3] (0:12.25)							
Average Speed [km/h]	51.1	68.3	67.0	64.6	62.4	58.8							
Top Speed [km/h]	67.4	69.3	67.7	67.1	63.5	63.1							
Avg. Dist. to Rail [m]	15.0	7.6	2.2	4.5	1.7	4.1							
Avg. Stride Freq. [Hz]	2.4	2.6	2.5	2.4	2.5	2.4							
Avg. Stride Length [m]	5.9	7.4	7.5	7.5	6.9	6.7							





Horse/Jockey Name	Lighthouse Lad
Final Rank	6
Fastest Section Time (Section)	0:10.67 (800m)
Top Speed [km/h] (Section)	68.2 (800m)
Race State	Finished

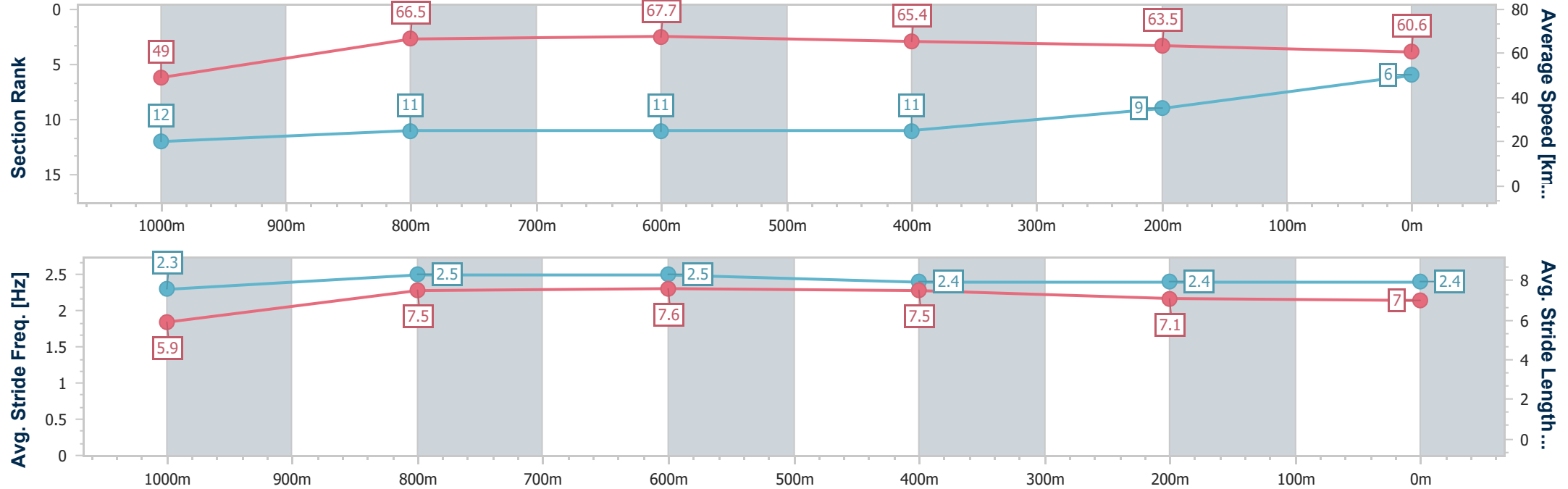


Townsville QLD Professional  
Race 8: NEXT RACE MEETING FRIDAY 22 MARCH  
BENCHMARK 60 Handicap - 1200m



15 March 2024 - 17:22  
Track Rating: Soft 5, Weather: Fine, Rail Position: +2m 1000m-  
W/Post; +0.5m Remainder

Section	Overall	1000m	800m	600m	400m	200m							
Section Times	1:10.66 [6] (0:14.88)	0:55.78 [12] (0:10.97)	0:44.81 [11] (0:10.67)	0:34.14 [11] (0:10.93)	0:23.21 [11] (0:11.34)	0:11.87 [9] (0:11.87)							
Average Speed [km/h]	49.0	66.5	67.7	65.4	63.5	60.6							
Top Speed [km/h]	66.8	67.8	68.2	66.8	66.9	63.0							
Avg. Dist. to Rail [m]	11.6	3.7	1.1	1.6	3.1	4.5							
Avg. Stride Freq. [Hz]	2.3	2.5	2.5	2.4	2.4	2.4							
Avg. Stride Length [m]	5.9	7.5	7.6	7.5	7.1	7.0							



- [ ] Ranking at each section and finish
- .-.- No data available at this section
- NA No data available



Horse/Jockey Name	Count Of Carford
Final Rank	7
Fastest Section Time (Section)	0:10.79 (800m)
Top Speed [km/h] (Section)	69.2 (1000m)
Race State	Finished

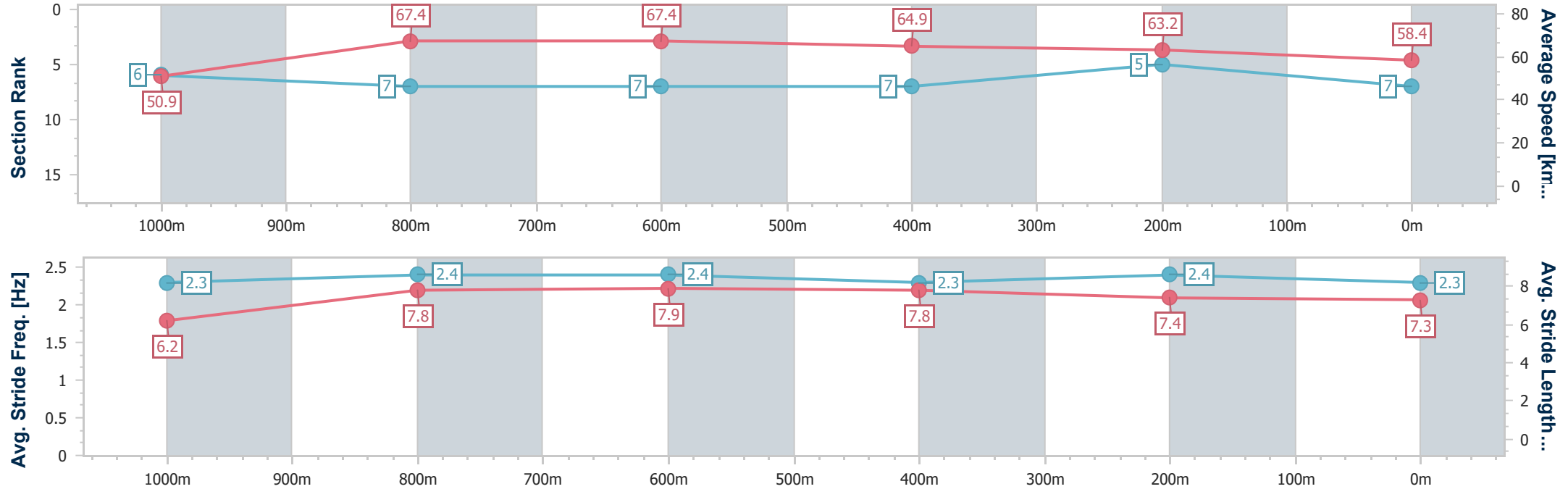


Townsville QLD Professional  
Race 8: NEXT RACE MEETING FRIDAY 22 MARCH  
BENCHMARK 60 Handicap - 1200m



15 March 2024 - 17:22  
Track Rating: Soft 5, Weather: Fine, Rail Position: +2m 1000m-  
W/Post; +0.5m Remainder

Section	Overall	1000m	800m	600m	400m	200m							
Section Times	1:10.84 [7] (0:14.29)	0:56.55 [6] (0:10.91)	0:45.64 [7] (0:10.79)	0:34.85 [7] (0:11.07)	0:23.78 [7] (0:11.44)	0:12.34 [5] (0:12.34)							
Average Speed [km/h]	50.9	67.4	67.4	64.9	63.2	58.4							
Top Speed [km/h]	66.6	69.2	67.9	67.0	63.7	62.3							
Avg. Dist. to Rail [m]	12.4	5.0	2.2	0.8	3.0	7.5							
Avg. Stride Freq. [Hz]	2.3	2.4	2.4	2.3	2.4	2.3							
Avg. Stride Length [m]	6.2	7.8	7.9	7.8	7.4	7.3							



- [ ] Ranking at each section and finish
- .-.- No data available at this section
- NA No data available



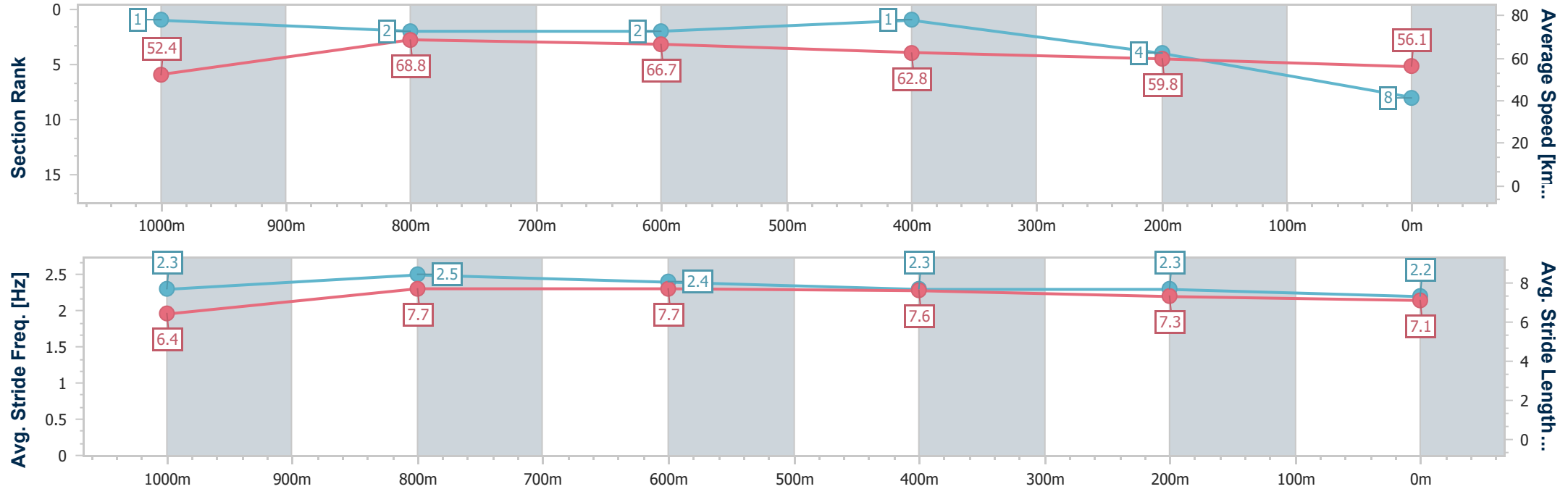
Horse/Jockey Name	Better Days Ahead
Final Rank	8
Fastest Section Time (Section)	0:10.63 (1000m)
Top Speed [km/h] (Section)	70.6 (1000m)
Race State	Finished



Townsville QLD Professional  
Race 8: NEXT RACE MEETING FRIDAY 22 MARCH  
BENCHMARK 60 Handicap - 1200m  
15 March 2024 - 17:22  
Track Rating: Soft 5, Weather: Fine, Rail Position: +2m 1000m-  
W/Post; +0.5m Remainder



Section	Overall	1000m	800m	600m	400m	200m							
Section Times	1:11.34 [8] (0:13.81)	0:57.53 [1] (0:10.63)	0:46.90 [2] (0:10.79)	0:36.11 [2] (0:11.30)	0:24.81 [1] (0:11.97)	0:12.84 [4] (0:12.84)							
Average Speed [km/h]	52.4	68.8	66.7	62.8	59.8	56.1							
Top Speed [km/h]	67.8	70.6	69.2	65.4	60.8	59.0							
Avg. Dist. to Rail [m]	5.0	3.3	1.3	2.8	1.7	1.4							
Avg. Stride Freq. [Hz]	2.3	2.5	2.4	2.3	2.3	2.2							
Avg. Stride Length [m]	6.4	7.7	7.7	7.6	7.3	7.1							





Horse/Jockey Name	Lighthheadedness
Final Rank	9
Fastest Section Time (Section)	0:10.69 (800m)
Top Speed [km/h] (Section)	68.6 (1000m)
Race State	Finished

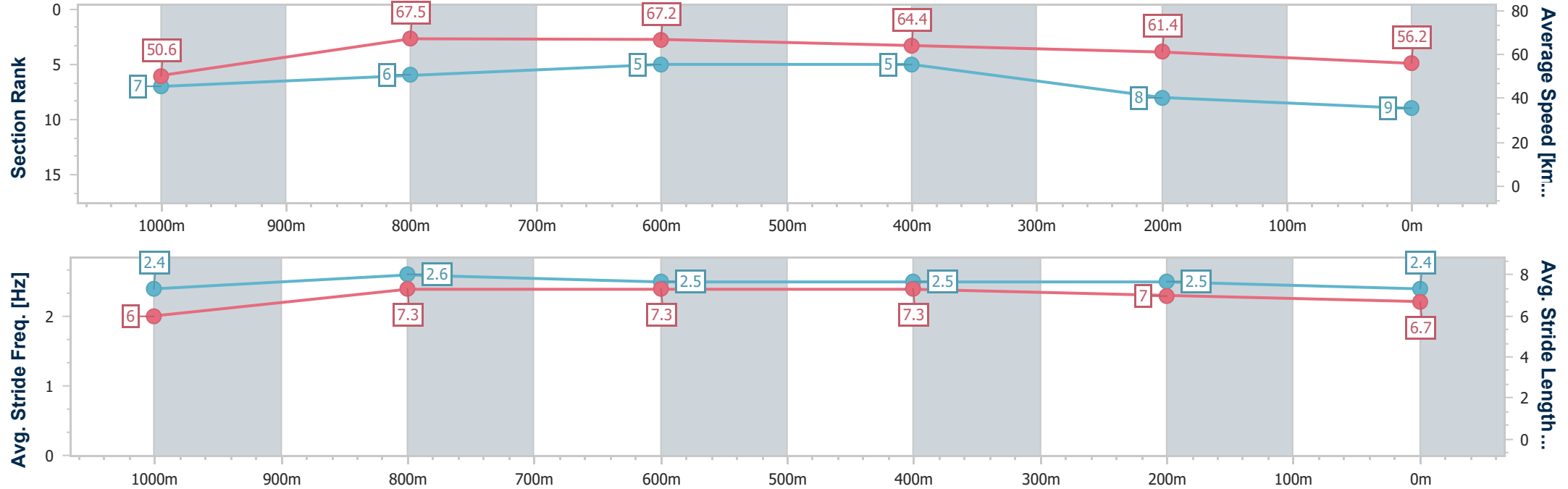


Townsville QLD Professional  
Race 8: NEXT RACE MEETING FRIDAY 22 MARCH  
BENCHMARK 60 Handicap - 1200m



15 March 2024 - 17:22  
Track Rating: Soft 5, Weather: Fine, Rail Position: +2m 1000m-  
W/Post; +0.5m Remainder

Section	Overall	1000m	800m	600m	400m	200m							
Section Times	1:11.40 [9] (0:14.32)	0:57.08 [7] (0:10.85)	0:46.23 [6] (0:10.69)	0:35.54 [5] (0:11.03)	0:24.51 [5] (0:11.70)	0:12.81 [8] (0:12.81)							
Average Speed [km/h]	50.6	67.5	67.2	64.4	61.4	56.2							
Top Speed [km/h]	66.7	68.6	67.8	66.2	62.0	60.5							
Avg. Dist. to Rail [m]	9.2	3.1	1.2	2.6	1.3	2.5							
Avg. Stride Freq. [Hz]	2.4	2.6	2.5	2.5	2.5	2.4							
Avg. Stride Length [m]	6.0	7.3	7.3	7.3	7.0	6.7							







Horse/Jockey Name	Ginasue
Final Rank	10
Fastest Section Time (Section)	0:10.90 (800m)
Top Speed [km/h] (Section)	68.0 (800m)
Race State	Finished

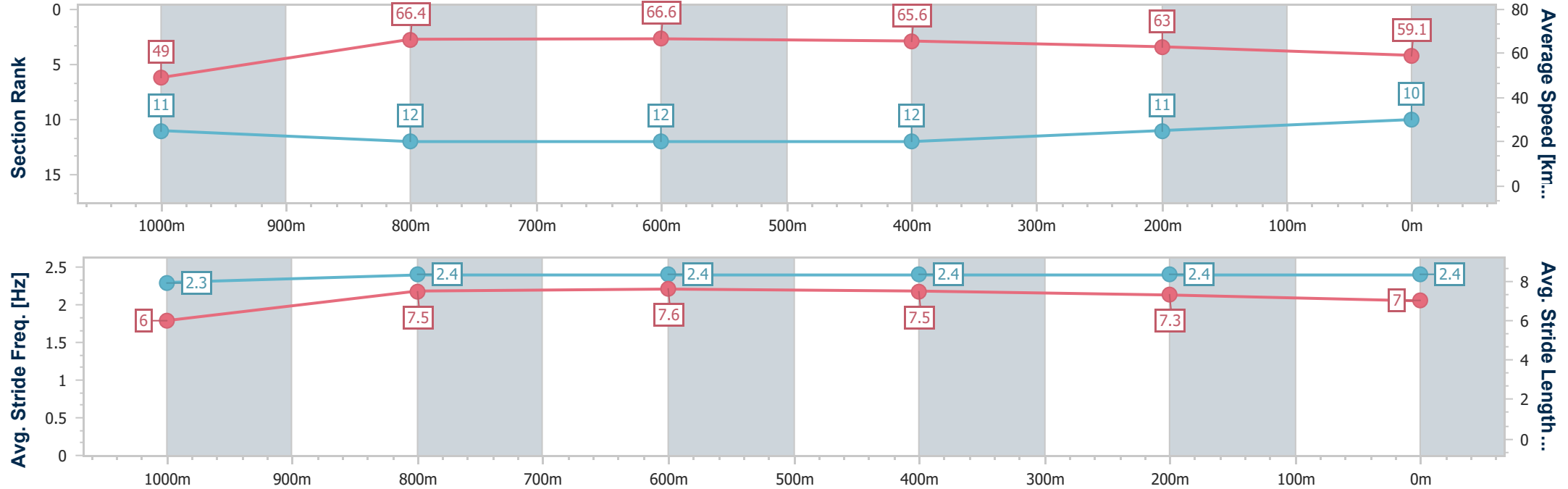


Townsville QLD Professional  
Race 8: NEXT RACE MEETING FRIDAY 22 MARCH  
BENCHMARK 60 Handicap - 1200m



15 March 2024 - 17:22  
Track Rating: Soft 5, Weather: Fine, Rail Position: +2m 1000m-  
W/Post; +0.5m Remainder

Section	Overall	1000m	800m	600m	400m	200m							
Section Times	1:11.42 [10] (0:14.88)	0:56.54 [11] (0:11.08)	0:45.46 [12] (0:10.90)	0:34.56 [12] (0:10.92)	0:23.64 [12] (0:11.42)	0:12.22 [11] (0:12.22)							
Average Speed [km/h]	49.0	66.4	66.6	65.6	63.0	59.1							
Top Speed [km/h]	65.4	67.4	68.0	66.7	64.3	61.6							
Avg. Dist. to Rail [m]	13.8	4.8	1.9	1.1	1.8	5.4							
Avg. Stride Freq. [Hz]	2.3	2.4	2.4	2.4	2.4	2.4							
Avg. Stride Length [m]	6.0	7.5	7.6	7.5	7.3	7.0							





Horse/Jockey Name	Imposing Beau
Final Rank	11
Fastest Section Time (Section)	0:10.80 (800m)
Top Speed [km/h] (Section)	68.2 (1000m)
Race State	Finished

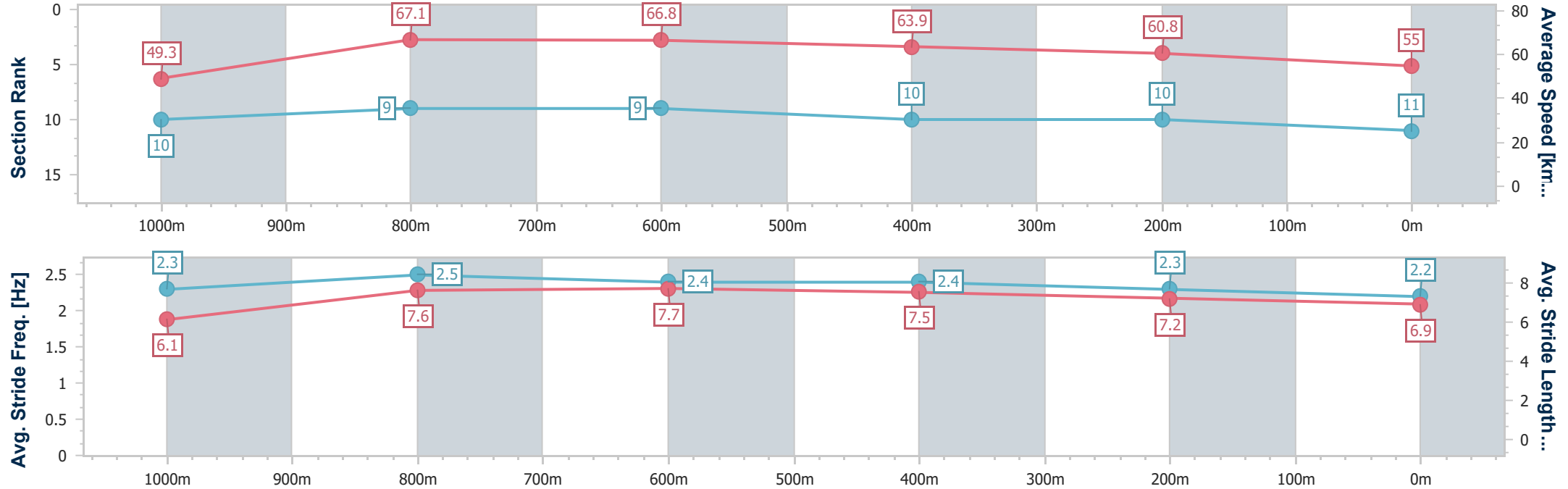


Townsville QLD Professional  
Race 8: NEXT RACE MEETING FRIDAY 22 MARCH  
BENCHMARK 60 Handicap - 1200m

15 March 2024 - 17:22  
Track Rating: Soft 5, Weather: Fine, Rail Position: +2m 1000m-  
W/Post; +0.5m Remainder



Section	Overall	1000m	800m	600m	400m	200m							
Section Times	1:12.26 [11] (0:14.70)	0:57.56 [10] (0:10.81)	0:46.75 [9] (0:10.80)	0:35.95 [9] (0:11.08)	0:24.87 [10] (0:11.81)	0:13.06 [10] (0:13.06)							
Average Speed [km/h]	49.3	67.1	66.8	63.9	60.8	55.0							
Top Speed [km/h]	67.1	68.2	67.6	65.4	63.0	58.4							
Avg. Dist. to Rail [m]	9.5	2.3	1.3	2.7	1.8	1.1							
Avg. Stride Freq. [Hz]	2.3	2.5	2.4	2.4	2.3	2.2							
Avg. Stride Length [m]	6.1	7.6	7.7	7.5	7.2	6.9							



- [ ] Ranking at each section and finish
- .-.- No data available at this section
- NA No data available



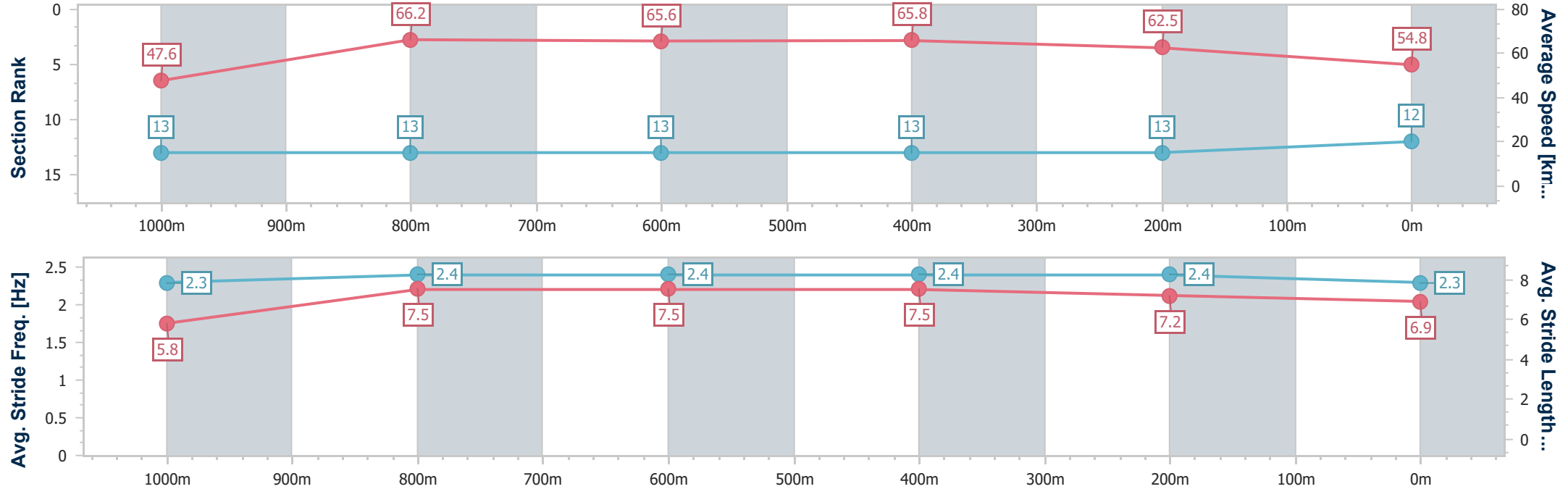
Horse/Jockey Name	Another Dimension
Final Rank	12
Fastest Section Time (Section)	0:10.83 (600m)
Top Speed [km/h] (Section)	68.0 (1000m)
Race State	Finished



Townsville QLD Professional  
Race 8: NEXT RACE MEETING FRIDAY 22 MARCH  
BENCHMARK 60 Handicap - 1200m  
15 March 2024 - 17:22  
Track Rating: Soft 5, Weather: Fine, Rail Position: +2m 1000m-  
W/Post; +0.5m Remainder



Section	Overall	1000m	800m	600m	400m	200m							
Section Times	1:12.71 [12] (0:15.21)	0:57.50 [13] (0:11.04)	0:46.46 [13] (0:11.03)	0:35.43 [13] (0:10.83)	0:24.60 [13] (0:11.46)	0:13.14 [13] (0:13.14)							
Average Speed [km/h]	47.6	66.2	65.6	65.8	62.5	54.8							
Top Speed [km/h]	64.6	68.0	67.1	66.9	64.7	61.7							
Avg. Dist. to Rail [m]	7.2	2.7	1.3	2.0	1.2	3.7							
Avg. Stride Freq. [Hz]	2.3	2.4	2.4	2.4	2.4	2.3							
Avg. Stride Length [m]	5.8	7.5	7.5	7.5	7.2	6.9							





Horse/Jockey Name	No Love Lost
Final Rank	13
Fastest Section Time (Section)	0:10.55 (1000m)
Top Speed [km/h] (Section)	70.1 (1000m)
Race State	Finished



Townsville QLD Professional  
Race 8: NEXT RACE MEETING FRIDAY 22 MARCH  
BENCHMARK 60 Handicap - 1200m



15 March 2024 - 17:22  
Track Rating: Soft 5, Weather: Fine, Rail Position: +2m 1000m-  
W/Post; +0.5m Remainder

Section	Overall	1000m	800m	600m	400m	200m							
Section Times	1:14.88 [13] (0:13.84)	1:01.04 [2] (0:10.55)	0:50.49 [1] (0:10.82)	0:39.67 [1] (0:11.44)	0:28.23 [2] (0:12.73)	0:15.50 [12] (0:15.50)							
Average Speed [km/h]	52.4	69.3	66.3	62.3	56.4	46.5							
Top Speed [km/h]	68.6	70.1	69.4	63.9	60.0	53.7							
Avg. Dist. to Rail [m]	7.6	3.4	1.5	2.3	1.6	5.1							
Avg. Stride Freq. [Hz]	2.5	2.5	2.5	2.4	2.3	2.1							
Avg. Stride Length [m]	6.0	7.6	7.5	7.2	6.9	6.3							

