



Doomben QLD Professional

Race 1: DRINKWISE Maiden Handicap - 1650m

03 April 2024 - 11:53



BRISBANE
RACING CLUB

Track Rating: Soft 6, Weather: Fine, Rail Position: +8m

Section					Overall	1400m	1200m	1000m	800m	600m	400m	Last 600m		
Field Times					1:40.13 (0:17.05)	1:23.08 (0:11.87)	1:11.21 (0:11.83)	0:59.38 (0:12.17)	0:47.21 (0:12.23)	0:34.98 (0:11.79)	0:23.19 (0:11.35)	0:34.98		
Rank	TAB	Horse/Jockey	Barrier	Top Speed [km/h]	Fastest Section									Distance Travelled [m]
1	3	KALENDS	3	64.8	0:11.35	1:40.13 [1]	1:23.05 [2]	1:11.21 [1]	0:59.38 [1]	0:47.21 [1]	0:34.98 [1]	0:23.19 [1]	0:34.98	
		James Orman		400m	400m	(0:17.08)	(0:11.84)	(0:11.83)	(0:12.17)	(0:12.23)	(0:11.79)	(0:11.35)		
2	1	RASHFORD	1	65.8	0:11.25	1:40.34 [2]	1:23.00 [5]	1:11.26 [4]	0:59.17 [4]	0:47.09 [4]	0:34.88 [4]	0:23.11 [4]	0:34.88	+6
		Kyle Wilson-Taylor		400m	400m	(0:17.34)	(0:11.74)	(0:12.09)	(0:12.08)	(0:12.21)	(0:11.77)	(0:11.25)		
3	10	TRAVIATA	10	64.4	0:11.39	1:40.84 [3]	1:23.47 [6]	1:11.54 [5]	0:59.40 [5]	0:47.30 [5]	0:35.23 [5]	0:23.38 [6]	0:35.23	+8
		Justin Huxtable		400m	400m	(0:17.37)	(0:11.93)	(0:12.14)	(0:12.10)	(0:12.07)	(0:11.85)	(0:11.39)		
4	8	FORBIDDEN APPLE	8	64.4	0:11.40	1:40.89 [4]	1:23.19 [9]	1:11.26 [8]	0:59.14 [8]	0:47.05 [8]	0:34.97 [9]	0:23.16 [9]	0:34.97	+7
		Robbie Dolan		400m	400m	(0:17.70)	(0:11.93)	(0:12.12)	(0:12.09)	(0:12.08)	(0:11.81)	(0:11.40)		
5	6	ARAMINTA	6	64.9	0:11.49	1:41.10 [5]	1:24.05 [1]	1:12.17 [2]	1:00.30 [2]	0:48.11 [2]	0:35.93 [2]	0:24.05 [2]	0:35.93	+9
		Samantha Collett		Overall	400m	(0:17.05)	(0:11.88)	(0:11.87)	(0:12.19)	(0:12.18)	(0:11.88)	(0:11.49)		
6	2	DISCOVER	2	64.4	0:11.38	1:41.25 [6]	1:23.56 [8]	1:11.46 [9]	0:59.42 [9]	0:47.40 [9]	0:35.40 [8]	0:23.54 [8]	0:35.40	+3
		Mark Du Plessis		400m	400m	(0:17.69)	(0:12.10)	(0:12.04)	(0:12.02)	(0:12.00)	(0:11.86)	(0:11.38)		
7	5	MIRACLE SEVEN	5	63.9	0:11.39	1:41.34 [7]	1:23.35 [11]	1:11.39 [10]	0:59.34 [11]	0:47.21 [11]	0:35.17 [11]	0:23.42 [11]	0:35.17	+9
		Ryan Maloney		400m	400m	(0:17.99)	(0:11.96)	(0:12.05)	(0:12.13)	(0:12.04)	(0:11.75)	(0:11.39)		
8	7	DREAM PASSAGE	7	65.3	0:11.30	1:41.49 [8]	1:23.51 [10]	1:11.34 [12]	0:59.28 [12]	0:47.29 [12]	0:35.22 [12]	0:23.35 [12]	0:35.22	+5
		Angela Jones		400m	400m	(0:17.98)	(0:12.17)	(0:12.06)	(0:11.99)	(0:12.07)	(0:11.87)	(0:11.30)		
9	9	COOL PROPHET	9	64.0	0:11.58	1:41.61 [9]	1:24.47 [3]	1:12.56 [3]	1:00.56 [3]	0:48.50 [3]	0:36.36 [3]	0:24.44 [3]	0:36.36	+1
		Dale Smith		400m	400m	(0:17.14)	(0:11.91)	(0:12.00)	(0:12.06)	(0:12.14)	(0:11.92)	(0:11.58)		
10	11	TRUST A KITTY	11	64.8	0:11.47	1:41.67 [10]	1:23.56 [12]	1:11.72 [10]	0:59.70 [10]	0:47.66 [10]	0:35.67 [10]	0:23.76 [10]	0:35.67	+15
		Damien Thornton		400m	400m	(0:18.11)	(0:11.84)	(0:12.02)	(0:12.04)	(0:11.99)	(0:11.91)	(0:11.47)		

Scratched: With Diamonds (#15), Monte Kahuna (#17), Push Turbo (#18), Ride For Luck (#13), Fiddler Onthe Roof (#14), Shamuka (#16)

Report Created: Thu 4 April 2024 12:04 GMT+10 (Note: Timing is based on position data)

Page 1/16

[] Ranking at each section and finish
-:-:- No data available at this section
NA No data available

SCN Saddle cloth number
DNF Did not finish
DNT Did not track

data processed by  TRIPLES DATA



Doomben QLD Professional
Race 1: DRINKWISE Maiden Handicap - 1650m
03 April 2024 - 11:53



Track Rating: Soft 6, Weather: Fine, Rail Position: +8m

Section						Overall	1400m	1200m	1000m	800m	600m	400m	Last 600m	
Field Times						1:40.13 (0:17.05)	1:23.08 (0:11.87)	1:11.21 (0:11.83)	0:59.38 (0:12.17)	0:47.21 (0:12.23)	0:34.98 (0:11.79)	0:23.19 (0:11.35)	0:34.98	
Rank	TAB	Horse/Jockey	Barrier	Top Speed [km/h]	Fastest Section									Distance Travelled [m]
11	4	HATASU	4	63.5	0:11.54	1:41.70 [11]	1:24.13 [7]	1:12.24 [7]	1:00.13 [7]	0:48.00 [7]	0:35.98 [7]	0:24.22 [7]	0:35.98	+10
		Jake Bayliss		400m	400m	(0:17.57)	(0:11.89)	(0:12.11)	(0:12.13)	(0:12.02)	(0:11.76)	(0:11.54)		
12	12	MY SPIRIT	12	63.0	0:11.71	1:42.07 [12]	1:24.77 [4]	1:12.72 [6]	1:00.52 [6]	0:48.46 [6]	0:36.45 [6]	0:24.65 [5]	0:36.45	+3
		Jim Byrne		400m	400m	(0:17.30)	(0:12.05)	(0:12.20)	(0:12.06)	(0:12.01)	(0:11.80)	(0:11.71)		

Scratched: With Diamonds (#15), Monte Kahuna (#17), Push Turbo (#18), Ride For Luck (#13), Fiddler Onthe Roof (#14), Shamuka (#16)



Doomben QLD Professional
Race 1: DRINKWISE Maiden Handicap - 1650m
03 April 2024 - 11:53



Track Rating: Soft 6, Weather: Fine, Rail Position: +8m

Section Field Times		200m 0:11.84 (0:11.84)					Last 600m 0:34.98		
Rank	TAB	Horse/Jockey	Barrier	Top Speed [km/h]	Fastest Section	Margin		Distance Travelled [m]	
1	3	KALENDS	3	64.8	0:11.35	0:11.84 [1]	1:40.13	0:34.98	
		James Orman		400m	400m	(0:11.84)			
2	1	RASHFORD	1	65.8	0:11.25	0:11.86 [2]	0.21L	0:34.88	+6
		Kyle Wilson-Taylor		400m	400m	(0:11.86)			
3	10	TRAVIATA	10	64.4	0:11.39	0:11.99 [5]	0.5L	0:35.23	+8
		Justin Huxtable		400m	400m	(0:11.99)			
4	8	FORBIDDEN APPLE	8	64.4	0:11.40	0:11.76 [9]	0.05L	0:34.97	+7
		Robbie Dolan		400m	400m	(0:11.76)			
5	6	ARAMINTA	6	64.9	0:11.49	0:12.56 [3]	0.21L	0:35.93	+9
		Samantha Collett		Overall	400m	(0:12.56)			
6	2	DISCOVER	2	64.4	0:11.38	0:12.16 [7]	0.15L	0:35.40	+3
		Mark Du Plessis		400m	400m	(0:12.16)			
7	5	MIRACLE SEVEN	5	63.9	0:11.39	0:12.03 [10]	0.09L	0:35.17	+9
		Ryan Maloney		400m	400m	(0:12.03)			
8	7	DREAM PASSAGE	7	65.3	0:11.30	0:12.05 [12]	0.15L	0:35.22	+5
		Angela Jones		400m	400m	(0:12.05)			
9	9	COOL PROPHET	9	64.0	0:11.58	0:12.86 [4]	0.12L	0:36.36	+1
		Dale Smith		400m	400m	(0:12.86)			
10	11	TRUST A KITTY	11	64.8	0:11.47	0:12.29 [11]	0.06L	0:35.67	+15
		Damien Thornton		400m	400m	(0:12.29)			

Scratched: With Diamonds (#15), Monte Kahuna (#17), Push Turbo (#18), Ride For Luck (#13), Fiddler Onthe Roof (#14), Shamuka (#16)

Report Created: Thu 4 April 2024 12:04 GMT+10 (Note: Timing is based on position data)

Page 3/16

[] Ranking at each section and finish
-:-:- No data available at this section
NA No data available

SCN Saddle cloth number
DNF Did not finish
DNT Did not track

data processed by  TRIPLESDATA



Doomben QLD Professional
Race 1: DRINKWISE Maiden Handicap - 1650m
03 April 2024 - 11:53



Track Rating: Soft 6, Weather: Fine, Rail Position: +8m

Section						200m		Last 600m	
Field Times						0:11.84 (0:11.84)		0:34.98	
Rank	TAB	Horse/Jockey	Barrier	Top Speed [km/h]	Fastest Section	Margin		Distance Travelled [m]	
11	4	HATASU	4	63.5	0:11.54	0:12.68 [6]	0.03L	0:35.98	+10
		Jake Bayliss		400m	400m	(0:12.68)			
12	12	MY SPIRIT	12	63.0	0:11.71	0:12.94 [8]	0.37L	0:36.45	+3
		Jim Byrne		400m	400m	(0:12.94)			

Scratched: With Diamonds (#15), Monte Kahuna (#17), Push Turbo (#18), Ride For Luck (#13), Fiddler Onthe Roof (#14), Shamuka (#16)



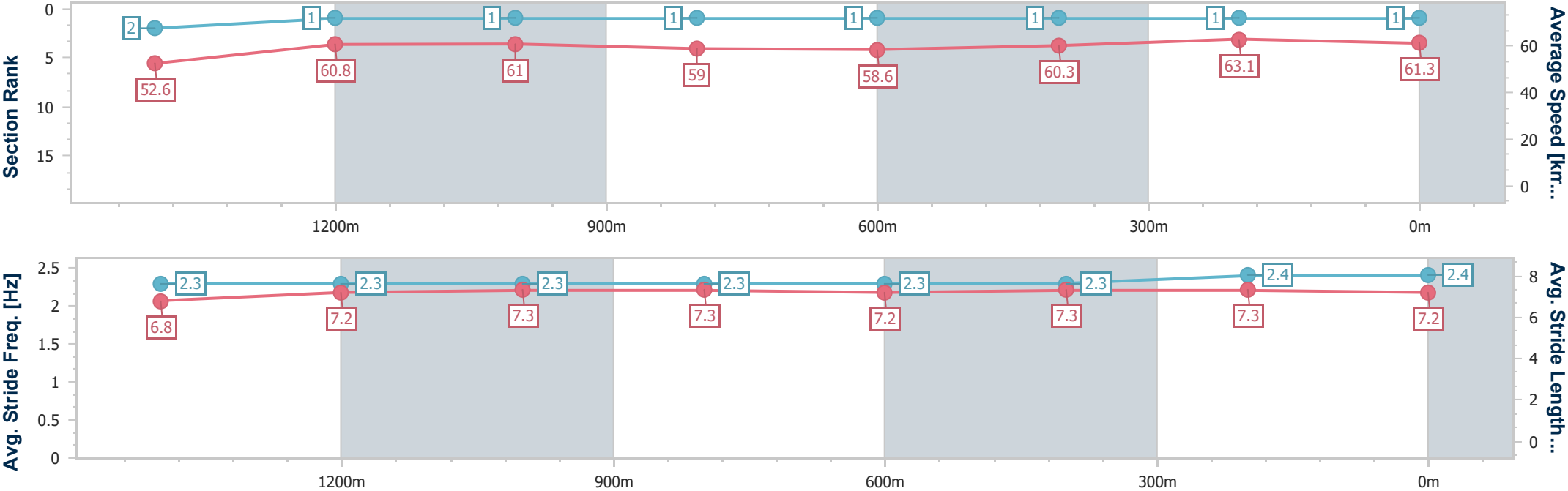
Horse/Jockey Name	Kalends
Final Rank	1
Fastest Section Time (Section)	0:11.35 (400m)
Top Speed [km/h] (Section)	64.8 (400m)
Race State	Finished



Doomben QLD Professional
Race 1: DRINKWISE Maiden Handicap - 1650m
03 April 2024 - 11:53
Track Rating: Soft 6, Weather: Fine, Rail Position: +8m



Section	Overall	1400m	1200m	1000m	800m	600m	400m	200m					
Section Times	1:40.13 [1] (0:17.08)	1:23.05 [2] (0:11.84)	1:11.21 [1] (0:11.83)	0:59.38 [1] (0:12.17)	0:47.21 [1] (0:12.23)	0:34.98 [1] (0:11.79)	0:23.19 [1] (0:11.35)	0:11.84 [1] (0:11.84)					
Average Speed [km/h]	52.6	60.8	61.0	59.0	58.6	60.3	63.1	61.3					
Top Speed [km/h]	63.3	62.7	61.5	60.5	59.2	61.9	64.8	63.3					
Avg. Dist. to Rail [m]	0.7	0.2	0.5	0.3	1.6	2.4	2.2	1.6					
Avg. Stride Freq. [Hz]	2.3	2.3	2.3	2.3	2.3	2.3	2.4	2.4					
Avg. Stride Length [m]	6.8	7.2	7.3	7.3	7.2	7.3	7.3	7.2					





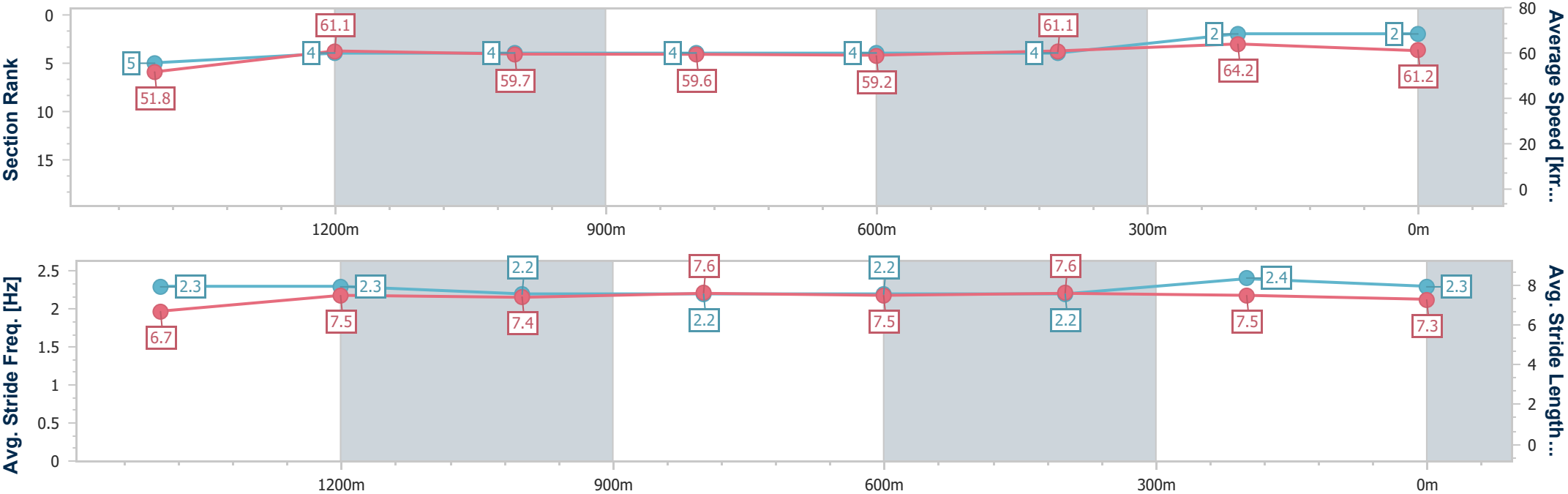
Horse/Jockey Name	Rashford
Final Rank	2
Fastest Section Time (Section)	0:11.25 (400m)
Top Speed [km/h] (Section)	65.8 (400m)
Race State	Finished



Doomben QLD Professional
Race 1: DRINKWISE Maiden Handicap - 1650m
03 April 2024 - 11:53
Track Rating: Soft 6, Weather: Fine, Rail Position: +8m



Section	Overall	1400m	1200m	1000m	800m	600m	400m	200m					
Section Times	1:40.34 [2] (0:17.34)	1:23.00 [5] (0:11.74)	1:11.26 [4] (0:12.09)	0:59.17 [4] (0:12.08)	0:47.09 [4] (0:12.21)	0:34.88 [4] (0:11.77)	0:23.11 [4] (0:11.25)	0:11.86 [2] (0:11.86)					
Average Speed [km/h]	51.8	61.1	59.7	59.6	59.2	61.1	64.2	61.2					
Top Speed [km/h]	62.9	63.0	60.2	60.4	60.7	63.8	65.8	62.7					
Avg. Dist. to Rail [m]	1.9	0.8	1.0	0.3	0.4	0.2	0.9	0.7					
Avg. Stride Freq. [Hz]	2.3	2.3	2.2	2.2	2.2	2.2	2.4	2.3					
Avg. Stride Length [m]	6.7	7.5	7.4	7.6	7.5	7.6	7.5	7.3					





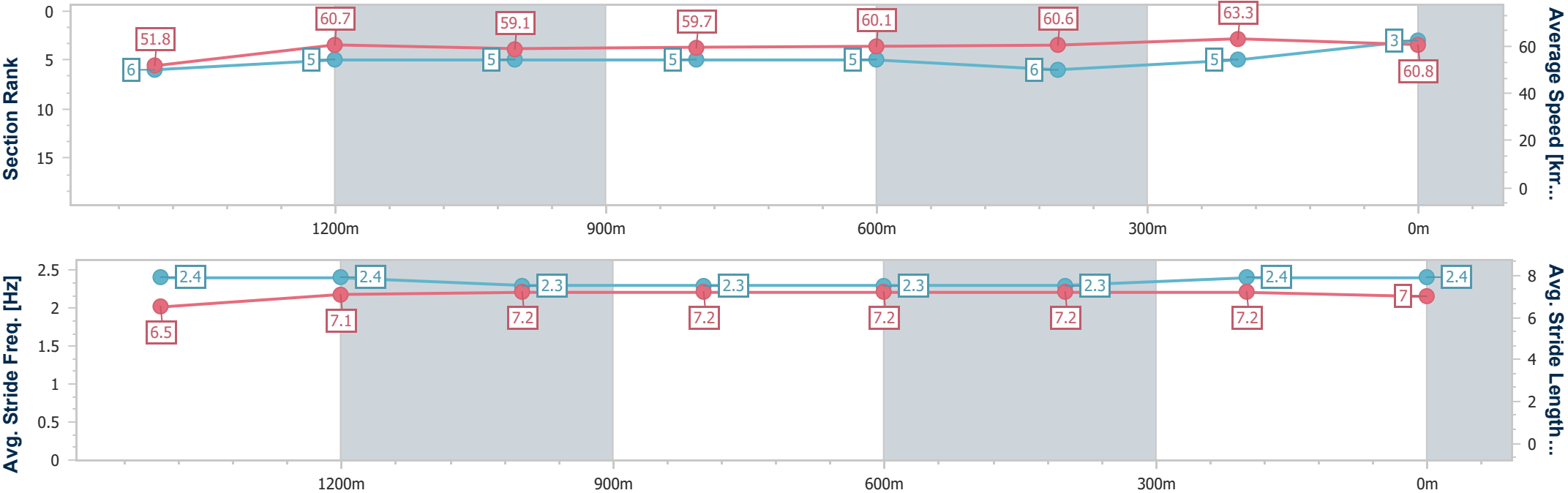
Horse/Jockey Name	Traviata
Final Rank	3
Fastest Section Time (Section)	0:11.39 (400m)
Top Speed [km/h] (Section)	64.4 (400m)
Race State	Finished



Doomben QLD Professional
Race 1: DRINKWISE Maiden Handicap - 1650m
03 April 2024 - 11:53
Track Rating: Soft 6, Weather: Fine, Rail Position: +8m



Section	Overall	1400m	1200m	1000m	800m	600m	400m	200m					
Section Times	1:40.84 [3] (0:17.37)	1:23.47 [6] (0:11.93)	1:11.54 [5] (0:12.14)	0:59.40 [5] (0:12.10)	0:47.30 [5] (0:12.07)	0:35.23 [5] (0:11.85)	0:23.38 [6] (0:11.39)	0:11.99 [5] (0:11.99)					
Average Speed [km/h]	51.8	60.7	59.1	59.7	60.1	60.6	63.3	60.8					
Top Speed [km/h]	62.3	61.8	60.5	60.5	61.7	62.1	64.4	63.2					
Avg. Dist. to Rail [m]	0.5	0.4	0.6	1.4	0.7	0.2	1.1	1.7					
Avg. Stride Freq. [Hz]	2.4	2.4	2.3	2.3	2.3	2.3	2.4	2.4					
Avg. Stride Length [m]	6.5	7.1	7.2	7.2	7.2	7.2	7.2	7.0					





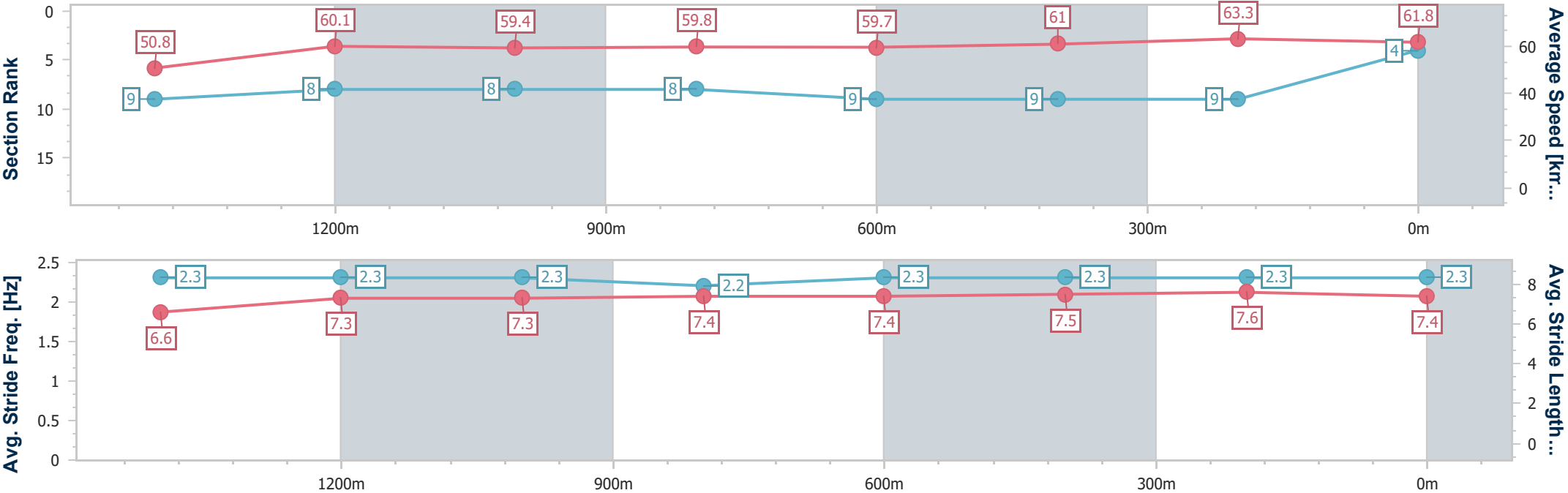
Horse/Jockey Name	Forbidden Apple
Final Rank	4
Fastest Section Time (Section)	0:11.40 (400m)
Top Speed [km/h] (Section)	64.4 (400m)
Race State	Finished



Doomben QLD Professional
Race 1: DRINKWISE Maiden Handicap - 1650m
03 April 2024 - 11:53
Track Rating: Soft 6, Weather: Fine, Rail Position: +8m



Section	Overall	1400m	1200m	1000m	800m	600m	400m	200m					
Section Times	1:40.89 [4] (0:17.70)	1:23.19 [9] (0:11.93)	1:11.26 [8] (0:12.12)	0:59.14 [8] (0:12.09)	0:47.05 [8] (0:12.08)	0:34.97 [9] (0:11.81)	0:23.16 [9] (0:11.40)	0:11.76 [9] (0:11.76)					
Average Speed [km/h]	50.8	60.1	59.4	59.8	59.7	61.0	63.3	61.8					
Top Speed [km/h]	63.0	62.3	61.6	60.4	61.0	61.8	64.4	63.7					
Avg. Dist. to Rail [m]	1.0	0.5	0.5	1.1	0.7	0.2	1.3	2.5					
Avg. Stride Freq. [Hz]	2.3	2.3	2.3	2.2	2.3	2.3	2.3	2.3					
Avg. Stride Length [m]	6.6	7.3	7.3	7.4	7.4	7.5	7.6	7.4					





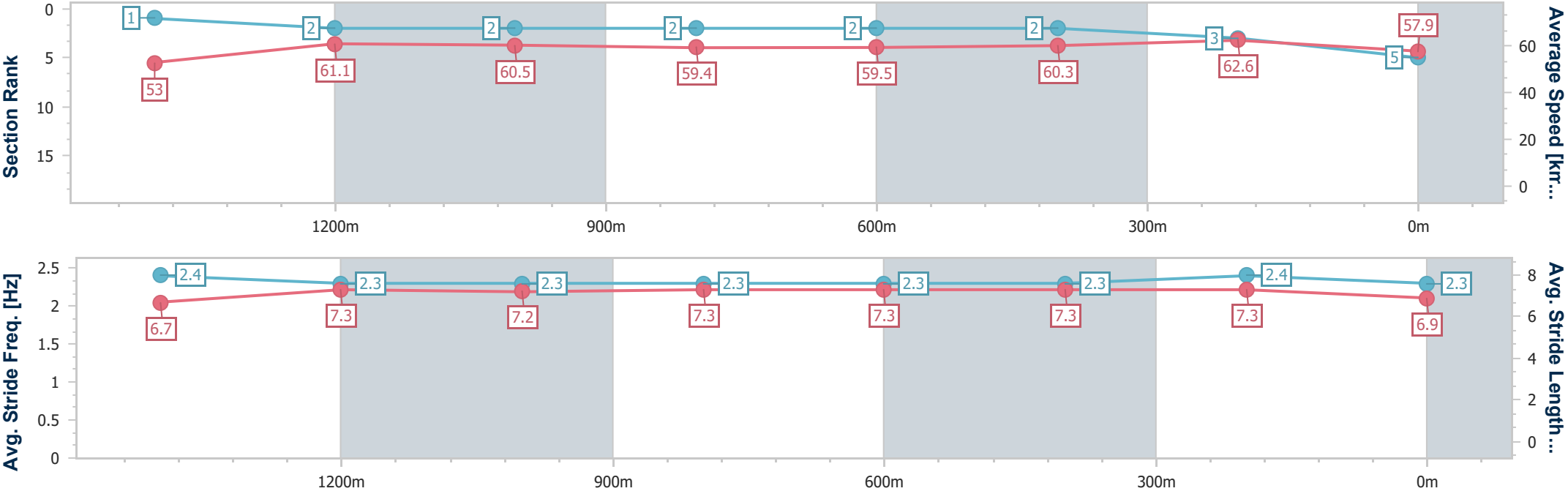
Horse/Jockey Name	Araminta
Final Rank	5
Fastest Section Time (Section)	0:11.49 (400m)
Top Speed [km/h] (Section)	64.9 (Overall)
Race State	Finished



Doomben QLD Professional
Race 1: DRINKWISE Maiden Handicap - 1650m
03 April 2024 - 11:53
Track Rating: Soft 6, Weather: Fine, Rail Position: +8m



Section	Overall	1400m	1200m	1000m	800m	600m	400m	200m					
Section Times	1:41.10 [5] (0:17.05)	1:24.05 [1] (0:11.88)	1:12.17 [2] (0:11.87)	1:00.30 [2] (0:12.19)	0:48.11 [2] (0:12.18)	0:35.93 [2] (0:11.88)	0:24.05 [2] (0:11.49)	0:12.56 [3] (0:12.56)					
Average Speed [km/h]	53.0	61.1	60.5	59.4	59.5	60.3	62.6	57.9					
Top Speed [km/h]	64.9	62.6	62.1	60.5	59.9	62.3	63.7	61.4					
Avg. Dist. to Rail [m]	4.2	1.3	1.5	1.7	0.9	0.4	0.8	1.0					
Avg. Stride Freq. [Hz]	2.4	2.3	2.3	2.3	2.3	2.3	2.4	2.3					
Avg. Stride Length [m]	6.7	7.3	7.2	7.3	7.3	7.3	7.3	6.9					





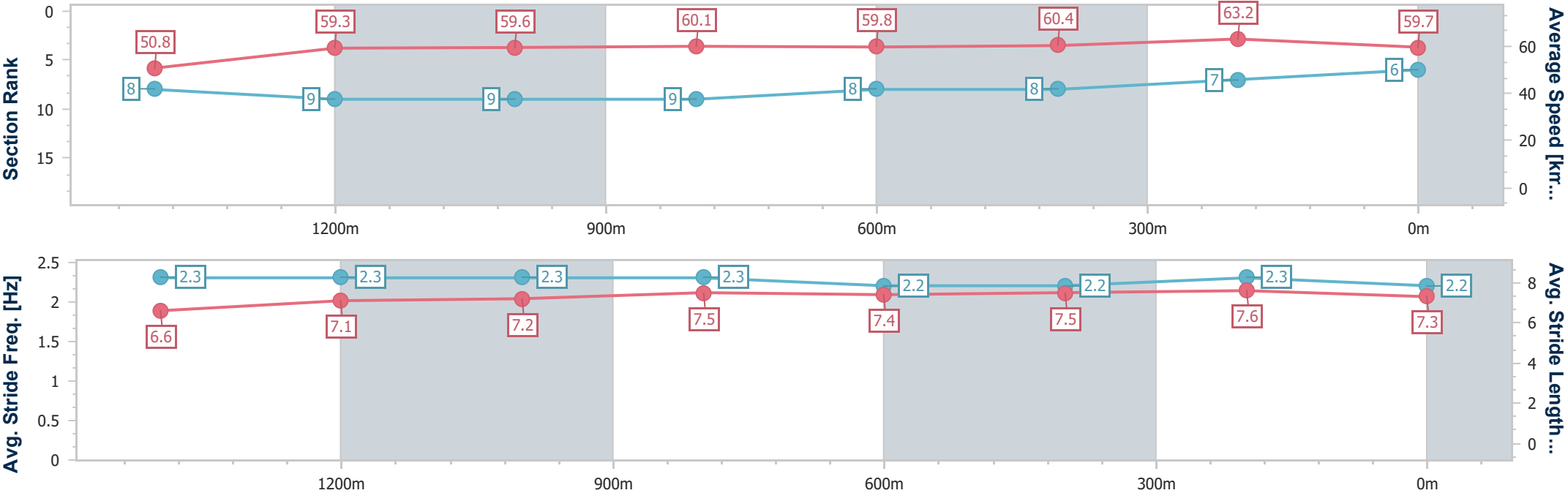
Horse/Jockey Name	Discover
Final Rank	6
Fastest Section Time (Section)	0:11.38 (400m)
Top Speed [km/h] (Section)	64.4 (400m)
Race State	Finished



Doomben QLD Professional
Race 1: DRINKWISE Maiden Handicap - 1650m
03 April 2024 - 11:53
Track Rating: Soft 6, Weather: Fine, Rail Position: +8m



Section	Overall	1400m	1200m	1000m	800m	600m	400m	200m					
Section Times	1:41.25 [6] (0:17.69)	1:23.56 [8] (0:12.10)	1:11.46 [9] (0:12.04)	0:59.42 [9] (0:12.02)	0:47.40 [9] (0:12.00)	0:35.40 [8] (0:11.86)	0:23.54 [8] (0:11.38)	0:12.16 [7] (0:12.16)					
Average Speed [km/h]	50.8	59.3	59.6	60.1	59.8	60.4	63.2	59.7					
Top Speed [km/h]	63.2	61.4	61.0	60.7	60.8	62.0	64.4	62.7					
Avg. Dist. to Rail [m]	1.9	0.6	0.2	0.2	0.3	0.9	1.7	0.8					
Avg. Stride Freq. [Hz]	2.3	2.3	2.3	2.3	2.2	2.2	2.3	2.2					
Avg. Stride Length [m]	6.6	7.1	7.2	7.5	7.4	7.5	7.6	7.3					





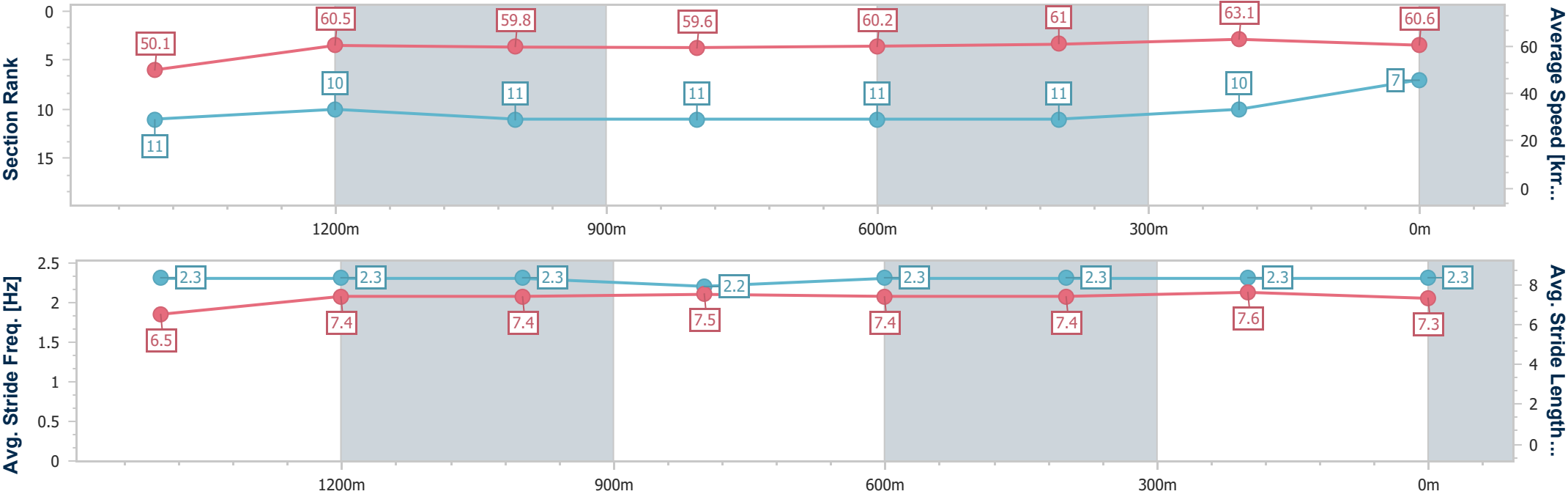
Horse/Jockey Name	Miracle Seven
Final Rank	7
Fastest Section Time (Section)	0:11.39 (400m)
Top Speed [km/h] (Section)	63.9 (400m)
Race State	Finished



Doomben QLD Professional
Race 1: DRINKWISE Maiden Handicap - 1650m
03 April 2024 - 11:53
Track Rating: Soft 6, Weather: Fine, Rail Position: +8m



Section	Overall	1400m	1200m	1000m	800m	600m	400m	200m					
Section Times	1:41.34 [7] (0:17.99)	1:23.35 [11] (0:11.96)	1:11.39 [10] (0:12.05)	0:59.34 [11] (0:12.13)	0:47.21 [11] (0:12.04)	0:35.17 [11] (0:11.75)	0:23.42 [11] (0:11.39)	0:12.03 [10] (0:12.03)					
Average Speed [km/h]	50.1	60.5	59.8	59.6	60.2	61.0	63.1	60.6					
Top Speed [km/h]	61.3	62.3	61.2	61.3	62.0	63.0	63.9	63.2					
Avg. Dist. to Rail [m]	1.7	0.7	1.3	1.7	1.1	0.6	0.7	3.9					
Avg. Stride Freq. [Hz]	2.3	2.3	2.3	2.2	2.3	2.3	2.3	2.3					
Avg. Stride Length [m]	6.5	7.4	7.4	7.5	7.4	7.4	7.6	7.3					





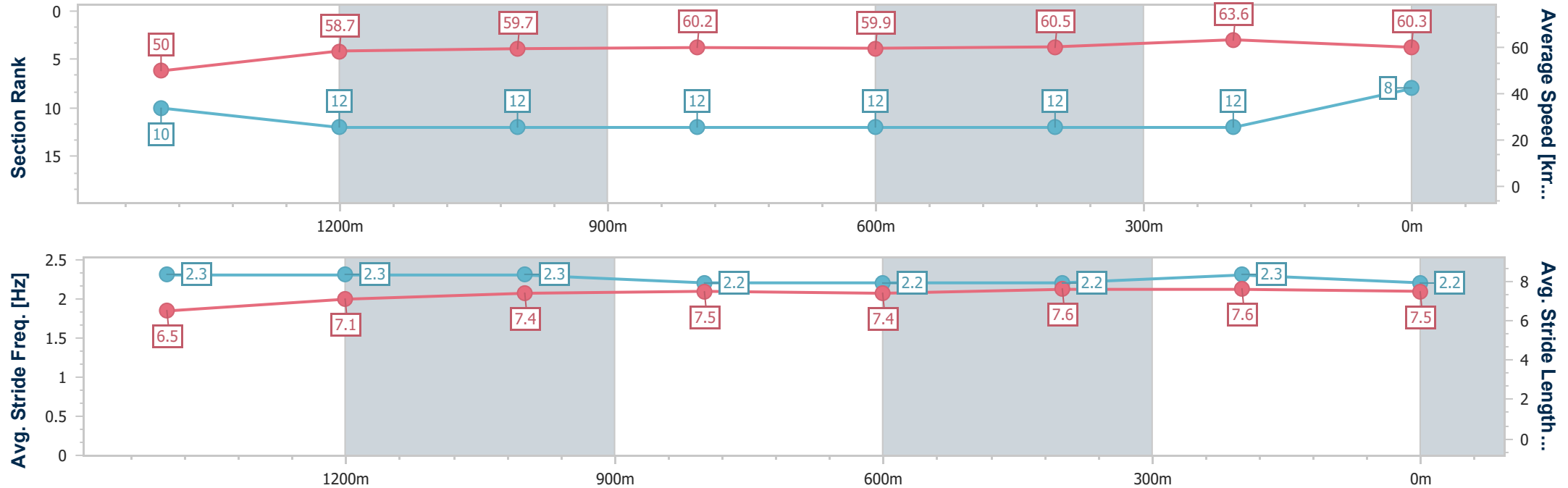
Horse/Jockey Name	Dream Passage
Final Rank	8
Fastest Section Time (Section)	0:11.30 (400m)
Top Speed [km/h] (Section)	65.3 (400m)
Race State	Finished



Doomben QLD Professional
Race 1: DRINKWISE Maiden Handicap - 1650m
03 April 2024 - 11:53
Track Rating: Soft 6, Weather: Fine, Rail Position: +8m



Section	Overall	1400m	1200m	1000m	800m	600m	400m	200m					
Section Times	1:41.49 [8] (0:17.98)	1:23.51 [10] (0:12.17)	1:11.34 [12] (0:12.06)	0:59.28 [12] (0:11.99)	0:47.29 [12] (0:12.07)	0:35.22 [12] (0:11.87)	0:23.35 [12] (0:11.30)	0:12.05 [12] (0:12.05)					
Average Speed [km/h]	50.0	58.7	59.7	60.2	59.9	60.5	63.6	60.3					
Top Speed [km/h]	62.0	62.1	60.6	62.2	61.5	61.3	65.3	62.8					
Avg. Dist. to Rail [m]	1.8	0.9	0.2	0.2	1.0	0.4	0.6	0.7					
Avg. Stride Freq. [Hz]	2.3	2.3	2.3	2.2	2.2	2.2	2.3	2.2					
Avg. Stride Length [m]	6.5	7.1	7.4	7.5	7.4	7.6	7.6	7.5					





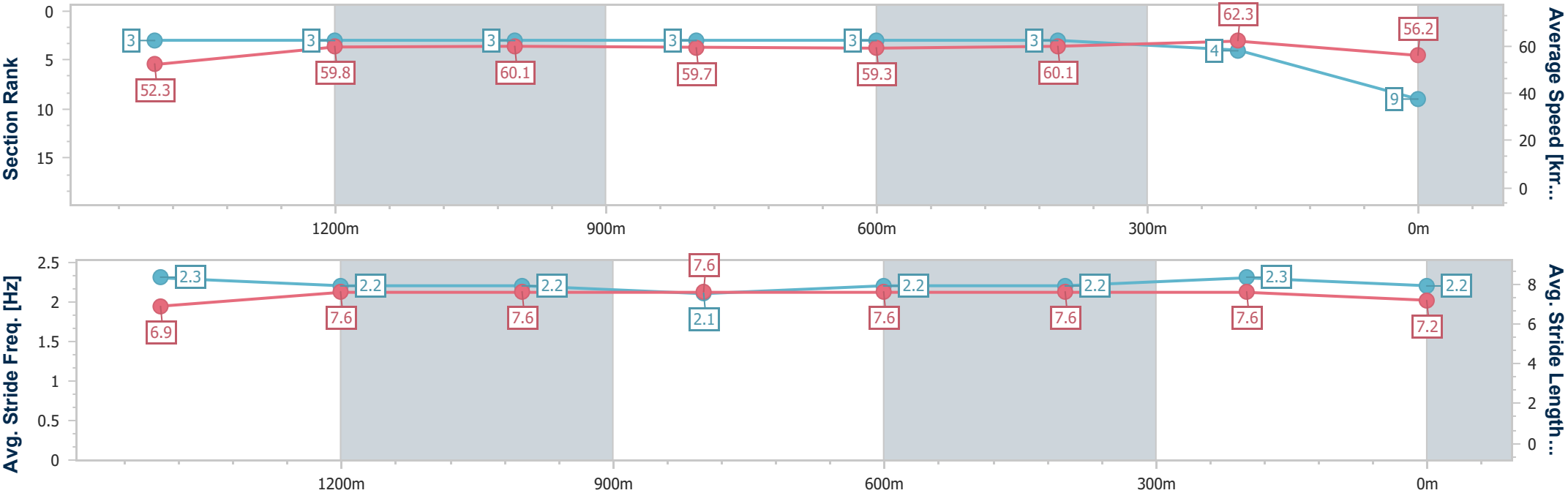
Horse/Jockey Name	Cool Prophet
Final Rank	9
Fastest Section Time (Section)	0:11.58 (400m)
Top Speed [km/h] (Section)	64.0 (400m)
Race State	Finished



Doomben QLD Professional
Race 1: DRINKWISE Maiden Handicap - 1650m
03 April 2024 - 11:53
Track Rating: Soft 6, Weather: Fine, Rail Position: +8m



Section	Overall	1400m	1200m	1000m	800m	600m	400m	200m					
Section Times	1:41.61 [9] (0:17.14)	1:24.47 [3] (0:11.91)	1:12.56 [3] (0:12.00)	1:00.56 [3] (0:12.06)	0:48.50 [3] (0:12.14)	0:36.36 [3] (0:11.92)	0:24.44 [3] (0:11.58)	0:12.86 [4] (0:12.86)					
Average Speed [km/h]	52.3	59.8	60.1	59.7	59.3	60.1	62.3	56.2					
Top Speed [km/h]	63.5	61.6	60.7	61.1	60.1	61.6	64.0	60.6					
Avg. Dist. to Rail [m]	1.2	1.5	0.7	0.3	0.2	0.7	0.4	0.4					
Avg. Stride Freq. [Hz]	2.3	2.2	2.2	2.1	2.2	2.2	2.3	2.2					
Avg. Stride Length [m]	6.9	7.6	7.6	7.6	7.6	7.6	7.6	7.2					





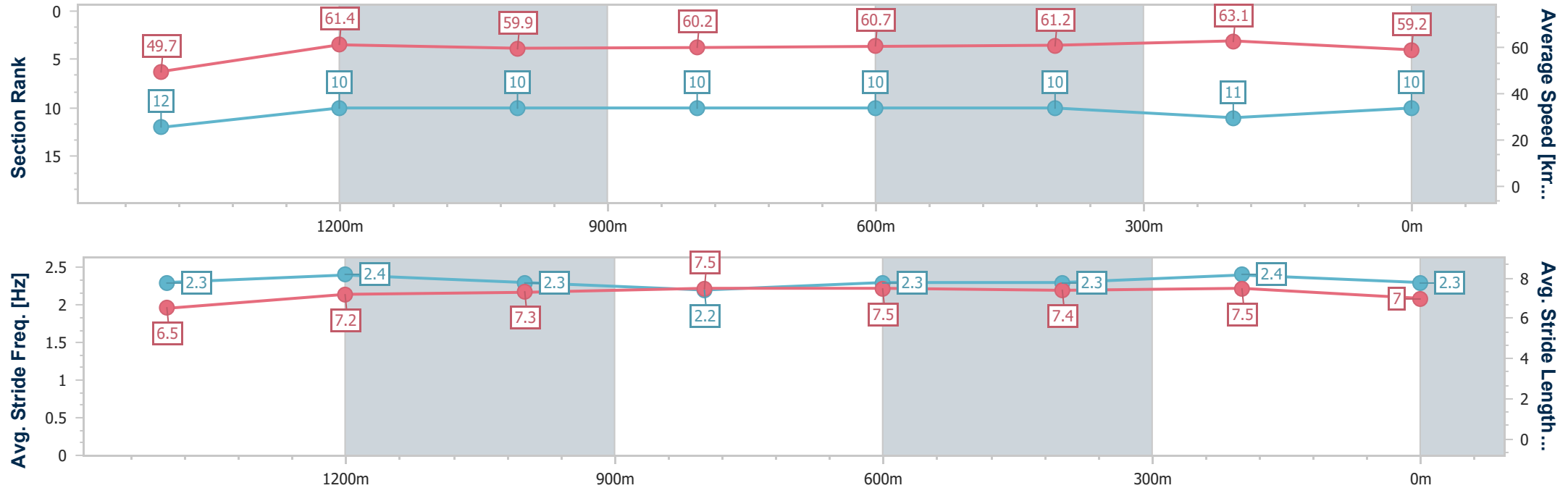
Horse/Jockey Name	Trust A Kitty
Final Rank	10
Fastest Section Time (Section)	0:11.47 (400m)
Top Speed [km/h] (Section)	64.8 (400m)
Race State	Finished



Doomben QLD Professional
Race 1: DRINKWISE Maiden Handicap - 1650m
03 April 2024 - 11:53
Track Rating: Soft 6, Weather: Fine, Rail Position: +8m



Section	Overall	1400m	1200m	1000m	800m	600m	400m	200m					
Section Times	1:41.67 [10] (0:18.11)	1:23.56 [12] (0:11.84)	1:11.72 [10] (0:12.02)	0:59.70 [10] (0:12.04)	0:47.66 [10] (0:11.99)	0:35.67 [10] (0:11.91)	0:23.76 [10] (0:11.47)	0:12.29 [11] (0:12.29)					
Average Speed [km/h]	49.7	61.4	59.9	60.2	60.7	61.2	63.1	59.2					
Top Speed [km/h]	61.0	63.3	60.9	61.4	62.7	62.4	64.8	61.5					
Avg. Dist. to Rail [m]	2.3	1.5	2.4	2.7	2.1	1.5	4.2	6.5					
Avg. Stride Freq. [Hz]	2.3	2.4	2.3	2.2	2.3	2.3	2.4	2.3					
Avg. Stride Length [m]	6.5	7.2	7.3	7.5	7.5	7.4	7.5	7.0					





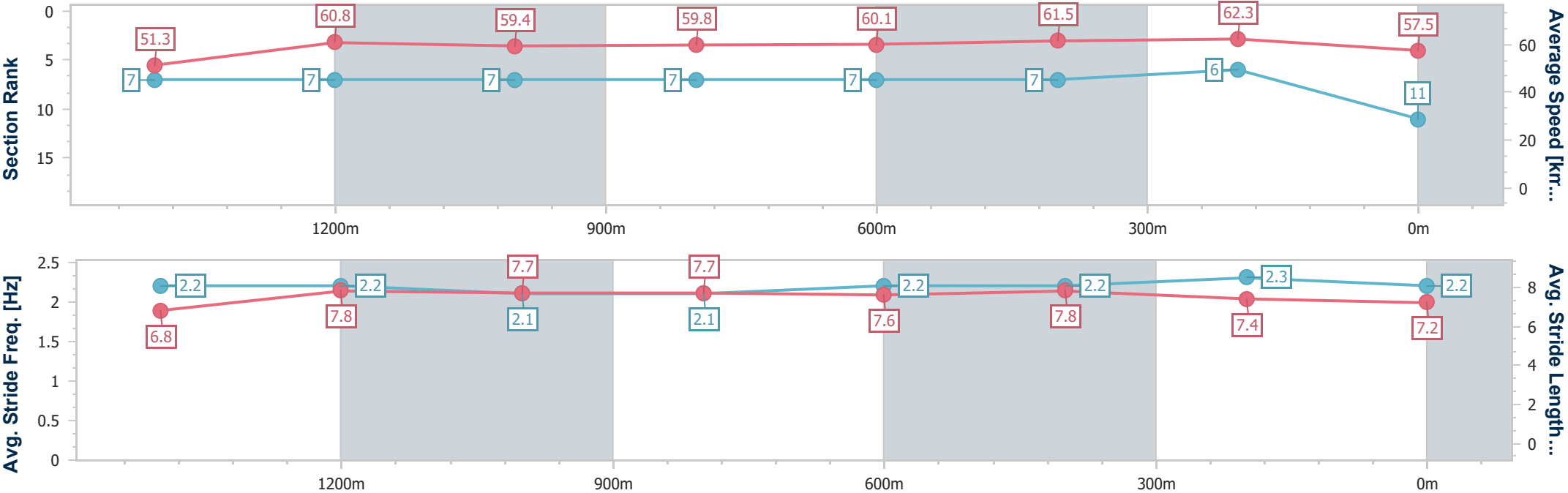
Horse/Jockey Name	Hatasu
Final Rank	11
Fastest Section Time (Section)	0:11.54 (400m)
Top Speed [km/h] (Section)	63.5 (400m)
Race State	Finished



Doomben QLD Professional
Race 1: DRINKWISE Maiden Handicap - 1650m
03 April 2024 - 11:53
Track Rating: Soft 6, Weather: Fine, Rail Position: +8m



Section	Overall	1400m	1200m	1000m	800m	600m	400m	200m					
Section Times	1:41.70 [11] (0:17.57)	1:24.13 [7] (0:11.89)	1:12.24 [7] (0:12.11)	1:00.13 [7] (0:12.13)	0:48.00 [7] (0:12.02)	0:35.98 [7] (0:11.76)	0:24.22 [7] (0:11.54)	0:12.68 [6] (0:12.68)					
Average Speed [km/h]	51.3	60.8	59.4	59.8	60.1	61.5	62.3	57.5					
Top Speed [km/h]	63.4	62.3	60.5	60.5	61.9	62.9	63.5	60.4					
Avg. Dist. to Rail [m]	3.4	0.7	0.8	1.6	0.9	0.3	2.0	3.3					
Avg. Stride Freq. [Hz]	2.2	2.2	2.1	2.1	2.2	2.2	2.3	2.2					
Avg. Stride Length [m]	6.8	7.8	7.7	7.7	7.6	7.8	7.4	7.2					





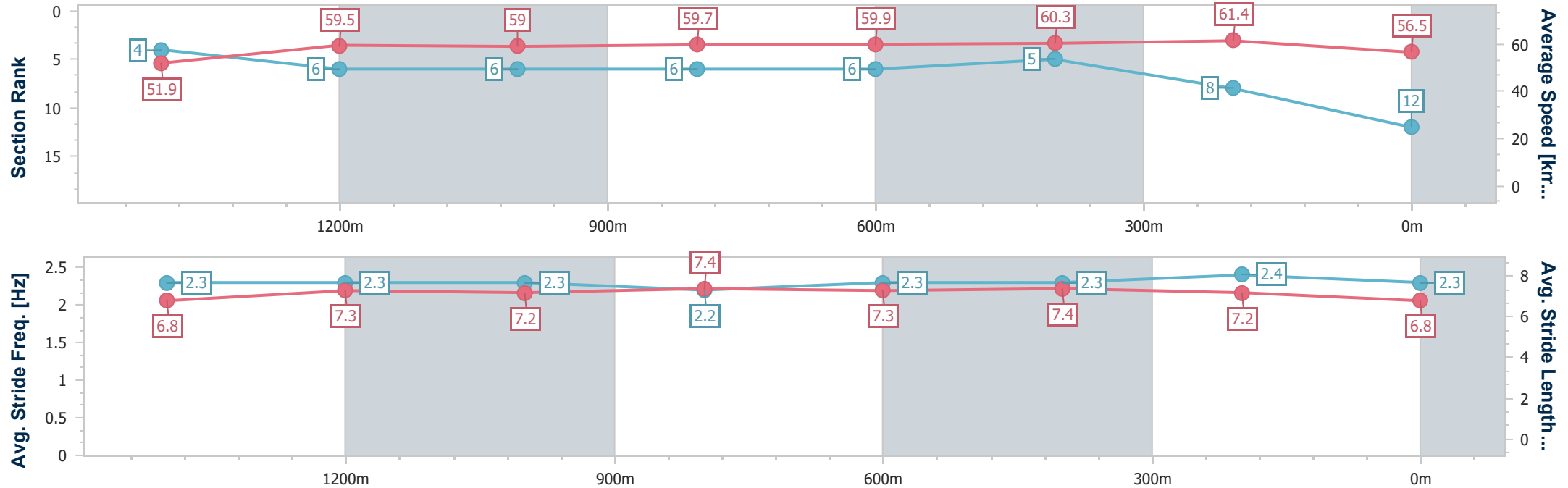
Horse/Jockey Name	My Spirit
Final Rank	12
Fastest Section Time (Section)	0:11.71 (400m)
Top Speed [km/h] (Section)	63.0 (400m)
Race State	Finished



Doomben QLD Professional
Race 1: DRINKWISE Maiden Handicap - 1650m
03 April 2024 - 11:53
Track Rating: Soft 6, Weather: Fine, Rail Position: +8m



Section	Overall	1400m	1200m	1000m	800m	600m	400m	200m				
Section Times	1:42.07 [12] (0:17.30)	1:24.77 [4] (0:12.05)	1:12.72 [6] (0:12.20)	1:00.52 [6] (0:12.06)	0:48.46 [6] (0:12.01)	0:36.45 [6] (0:11.80)	0:24.65 [5] (0:11.71)	0:12.94 [8] (0:12.94)				
Average Speed [km/h]	51.9	59.5	59.0	59.7	59.9	60.3	61.4	56.5				
Top Speed [km/h]	62.1	61.4	60.3	60.6	61.1	62.9	63.0	59.3				
Avg. Dist. to Rail [m]	3.1	1.0	0.2	0.2	0.4	1.8	0.6	0.9				
Avg. Stride Freq. [Hz]	2.3	2.3	2.3	2.2	2.3	2.3	2.4	2.3				
Avg. Stride Length [m]	6.8	7.3	7.2	7.4	7.3	7.4	7.2	6.8				





Doomben QLD Professional
Race 2: LADBROKES YARD COMMENTS QTIS Three-Year-Old Handicap
- 1650m
03 April 2024 - 12:28



Track Rating: Soft 5, Weather: Fine, Rail Position: +8m

Section						Overall	1400m	1200m	1000m	800m	600m	400m	Last 600m		
Field Times						1:38.78 (0:16.78)	1:22.00 (0:11.30)	1:10.70 (0:11.31)	0:59.39 (0:11.82)	0:47.57 (0:12.05)	0:35.52 (0:11.72)	0:23.80 (0:11.50)	0:35.52		
Rank	TAB	Horse/Jockey	Barrier	Top Speed [km/h]	Fastest Section										Distance Travelled [m]
1	11	SHOWDRA	11	64.5	0:11.37	1:38.78 [1]	1:21.73 [4]	1:10.36 [4]	0:58.86 [4]	0:47.22 [3]	0:35.26 [4]	0:23.55 [3]	0:35.26		
		Nikita Beriman		1400m	1400m	(0:17.05)	(0:11.37)	(0:11.50)	(0:11.64)	(0:11.96)	(0:11.71)	(0:11.42)			
2	4	RED DEFCON	4	66.2	0:11.21	1:38.82 [2]	1:21.75 [5]	1:10.14 [5]	0:58.77 [5]	0:47.04 [5]	0:35.08 [5]	0:23.51 [5]	0:35.08	+10	
		Cejay Graham		Overall	400m	(0:17.07)	(0:11.61)	(0:11.37)	(0:11.73)	(0:11.96)	(0:11.57)	(0:11.21)			
3	1	TRANSATLANTIC	1	66.5	0:11.28	1:38.90 [3]	1:22.12 [1]	1:10.79 [2]	0:59.51 [1]	0:47.69 [1]	0:35.64 [1]	0:23.92 [1]	0:35.64	+7	
		Angela Jones		Overall	1200m	(0:16.78)	(0:11.33)	(0:11.28)	(0:11.82)	(0:12.05)	(0:11.72)	(0:11.50)			
4	3	ICHIBAN	3	64.9	0:11.31	1:39.01 [4]	1:22.16 [3]	1:10.60 [3]	0:59.29 [3]	0:47.43 [4]	0:35.50 [3]	0:23.77 [4]	0:35.50	+12	
		Mark Du Plessis		1400m	1200m	(0:16.85)	(0:11.56)	(0:11.31)	(0:11.86)	(0:11.93)	(0:11.73)	(0:11.35)			
5	10	TYPHOON TIP	10	64.9	0:11.40	1:39.37 [5]	1:22.02 [6]	1:10.53 [6]	0:59.13 [6]	0:47.53 [6]	0:35.53 [6]	0:23.89 [6]	0:35.53	-1	
		Anthony Allen		1200m	1200m	(0:17.35)	(0:11.49)	(0:11.40)	(0:11.60)	(0:12.00)	(0:11.64)	(0:11.49)			
6	2	RINGER'S REWARD	2	65.5	0:11.42	1:39.54 [6]	1:22.12 [7]	1:10.48 [7]	0:59.05 [7]	0:47.42 [8]	0:35.49 [8]	0:23.86 [8]	0:35.49	+7	
		Melea Castle		1000m	400m	(0:17.42)	(0:11.64)	(0:11.43)	(0:11.63)	(0:11.93)	(0:11.63)	(0:11.42)			
7	9	THE AUTHOR	9	65.0	0:11.27	1:39.68 [7]	1:22.87 [2]	1:11.60 [1]	1:00.26 [2]	0:48.44 [2]	0:36.38 [2]	0:24.60 [2]	0:36.38	+2	
		Kyle Wilson-Taylor		Overall	1400m	(0:16.81)	(0:11.27)	(0:11.34)	(0:11.82)	(0:12.06)	(0:11.78)	(0:11.77)			
8	5	HYDE PARK	5	65.4	0:11.43	1:39.84 [8]	1:22.23 [8]	1:10.63 [8]	0:59.17 [8]	0:47.74 [7]	0:35.83 [7]	0:24.18 [7]	0:35.83	+2	
		Samantha Collett		1000m	1000m	(0:17.61)	(0:11.60)	(0:11.46)	(0:11.43)	(0:11.91)	(0:11.65)	(0:11.59)			
9	7	ON THE VEUVE	7	65.2	0:11.38	1:40.15 [9]	1:22.31 [10]	1:10.82 [9]	0:59.23 [9]	0:47.78 [10]	0:35.83 [10]	0:24.17 [10]	0:35.83	+5	
		Robbie Dolan		400m	400m	(0:17.84)	(0:11.49)	(0:11.59)	(0:11.45)	(0:11.95)	(0:11.66)	(0:11.38)			
10	12	REVITUP CHARLIE	12	65.0	0:11.36	1:40.24 [10]	1:22.39 [11]	1:10.60 [11]	0:58.95 [11]	0:47.59 [11]	0:35.68 [11]	0:24.09 [11]	0:35.68	+10	
		Karl Zechner		1000m	1000m	(0:17.85)	(0:11.79)	(0:11.65)	(0:11.36)	(0:11.91)	(0:11.59)	(0:11.46)			

Scratched: Rashford (#8)



Doomben QLD Professional
Race 2: LADBROKES YARD COMMENTS QTIS Three-Year-Old Handicap
- 1650m
03 April 2024 - 12:28



Track Rating: Soft 5, Weather: Fine, Rail Position: +8m

Section		Overall		1400m	1200m	1000m	800m	600m	400m	Last 600m			
Field Times		1:38.78		1:22.00	1:10.70	0:59.39	0:47.57	0:35.52	0:23.80	0:35.52			
		(0:16.78)		(0:11.30)	(0:11.31)	(0:11.82)	(0:12.05)	(0:11.72)	(0:11.50)				
Rank	TAB Horse/Jockey	Barrier	Top Speed [km/h]	Fastest Section									Distance Travelled [m]
11	6 LISSARO	6	66.8	0:11.18	1:40.37 [11]	1:22.62 [9]	1:10.87 [10]	0:59.22 [10]	0:48.04 [9]	0:36.13 [9]	0:24.44 [9]	0:36.13	+10
	Jim Byrne		1000m	1000m	(0:17.75)	(0:11.75)	(0:11.65)	(0:11.18)	(0:11.91)	(0:11.69)	(0:11.50)		

Scratched: Rashford (#8)



Doomben QLD Professional
Race 2: LADBROKES YARD COMMENTS QTIS Three-Year-Old Handicap
- 1650m
03 April 2024 - 12:28



Track Rating: Soft 5, Weather: Fine, Rail Position: +8m

Section							200m		Last 600m	
Field Times							0:12.30 (0:12.30)		0:35.52	
Rank	TAB	Horse/Jockey	Barrier	Top Speed [km/h]	Fastest Section	Margin		Distance Travelled [m]		
1	11	SHOWDRA	11	64.5	0:11.37	0:12.13 [4]	1:38.78	0:35.26		
		Nikita Beriman		1400m	1400m	(0:12.13)				
2	4	RED DEFCON	4	66.2	0:11.21	0:12.30 [2]	0.04L	0:35.08 +10		
		Cejay Graham		Overall	400m	(0:12.30)				
3	1	TRANSATLANTIC	1	66.5	0:11.28	0:12.42 [1]	0.08L	0:35.64 +7		
		Angela Jones		Overall	1200m	(0:12.42)				
4	3	ICHIBAN	3	64.9	0:11.31	0:12.42 [3]	0.11L	0:35.50 +12		
		Mark Du Plessis		1400m	1200m	(0:12.42)				
5	10	TYPHOON TIP	10	64.9	0:11.40	0:12.40 [6]	0.36L	0:35.53 -1		
		Anthony Allen		1200m	1200m	(0:12.40)				
6	2	RINGER'S REWARD	2	65.5	0:11.42	0:12.44 [7]	0.17L	0:35.49 +7		
		Melea Castle		1000m	400m	(0:12.44)				
7	9	THE AUTHOR	9	65.0	0:11.27	0:12.83 [5]	0.14L	0:36.38 +2		
		Kyle Wilson-Taylor		Overall	1400m	(0:12.83)				
8	5	HYDE PARK	5	65.4	0:11.43	0:12.59 [8]	0.16L	0:35.83 +2		
		Samantha Collett		1000m	1000m	(0:12.59)				
9	7	ON THE VEUVE	7	65.2	0:11.38	0:12.79 [9]	0.31L	0:35.83 +5		
		Robbie Dolan		400m	400m	(0:12.79)				
10	12	REVITUP CHARLIE	12	65.0	0:11.36	0:12.63 [11]	0.09L	0:35.68 +10		
		Karl Zechner		1000m	1000m	(0:12.63)				

Scratched: Rashford (#8)

Report Created: Thu 4 April 2024 12:04 GMT+10

(Note: Timing is based on position data)

Page 3/15

[] Ranking at each section and finish
-:-:- No data available at this section
NA No data available

SCN Saddle cloth number
DNF Did not finish
DNT Did not track

data processed by  TRIPLESDATA



Doomben QLD Professional
Race 2: LADBROKES YARD COMMENTS QTIS Three-Year-Old Handicap
- 1650m
03 April 2024 - 12:28



Track Rating: Soft 5, Weather: Fine, Rail Position: +8m

Section						200m		Last 600m	
Field Times						0:12.30 (0:12.30)		0:35.52	
Rank	TAB	Horse/Jockey	Barrier	Top Speed [km/h]	Fastest Section	Margin		Distance Travelled [m]	
11	6	LISSARO	6	66.8	0:11.18	0:12.94 [10]	0.13L	0:36.13	+10
		Jim Byrne		1000m	1000m	(0:12.94)			

Scratched: Rashford (#8)



Horse/Jockey Name	Showdra
Final Rank	1
Fastest Section Time (Section)	0:11.37 (1400m)
Top Speed [km/h] (Section)	64.5 (1400m)
Race State	Finished

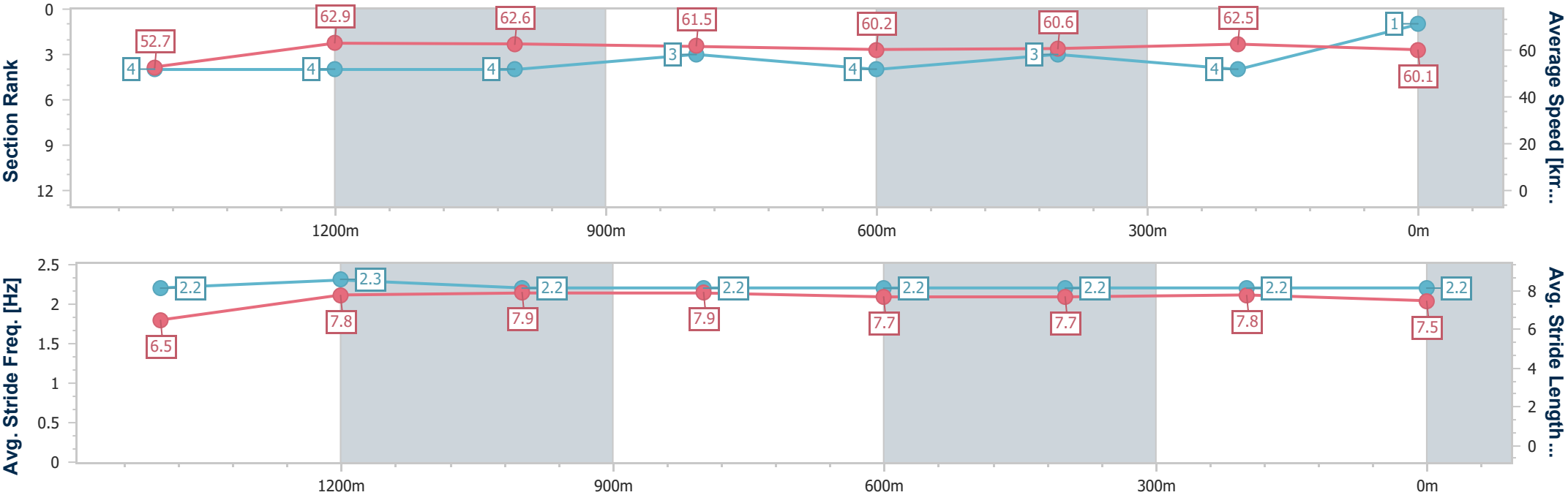


Doomben QLD Professional
Race 2: LADBROKES YARD COMMENTS QTIS Three-Year-Old
Handicap - 1650m
03 April 2024 - 12:28
Track Rating: Soft 5, Weather: Fine, Rail Position: +8m



BRISBANE
RACING CLUB

Section	Overall	1400m	1200m	1000m	800m	600m	400m	200m					
Section Times	1:38.78 [1] (0:17.05)	1:21.73 [4] (0:11.37)	1:10.36 [4] (0:11.50)	0:58.86 [4] (0:11.64)	0:47.22 [3] (0:11.96)	0:35.26 [4] (0:11.71)	0:23.55 [3] (0:11.42)	0:12.13 [4] (0:12.13)					
Average Speed [km/h]	52.7	62.9	62.6	61.5	60.2	60.6	62.5	60.1					
Top Speed [km/h]	64.2	64.5	63.9	63.9	60.8	62.2	63.5	61.9					
Avg. Dist. to Rail [m]	1.3	1.6	0.6	0.2	1.1	2.2	2.2	0.6					
Avg. Stride Freq. [Hz]	2.2	2.3	2.2	2.2	2.2	2.2	2.2	2.2					
Avg. Stride Length [m]	6.5	7.8	7.9	7.9	7.7	7.7	7.8	7.5					





Horse/Jockey Name	Red Defcon
Final Rank	2
Fastest Section Time (Section)	0:11.21 (400m)
Top Speed [km/h] (Section)	66.2 (Overall)
Race State	Finished

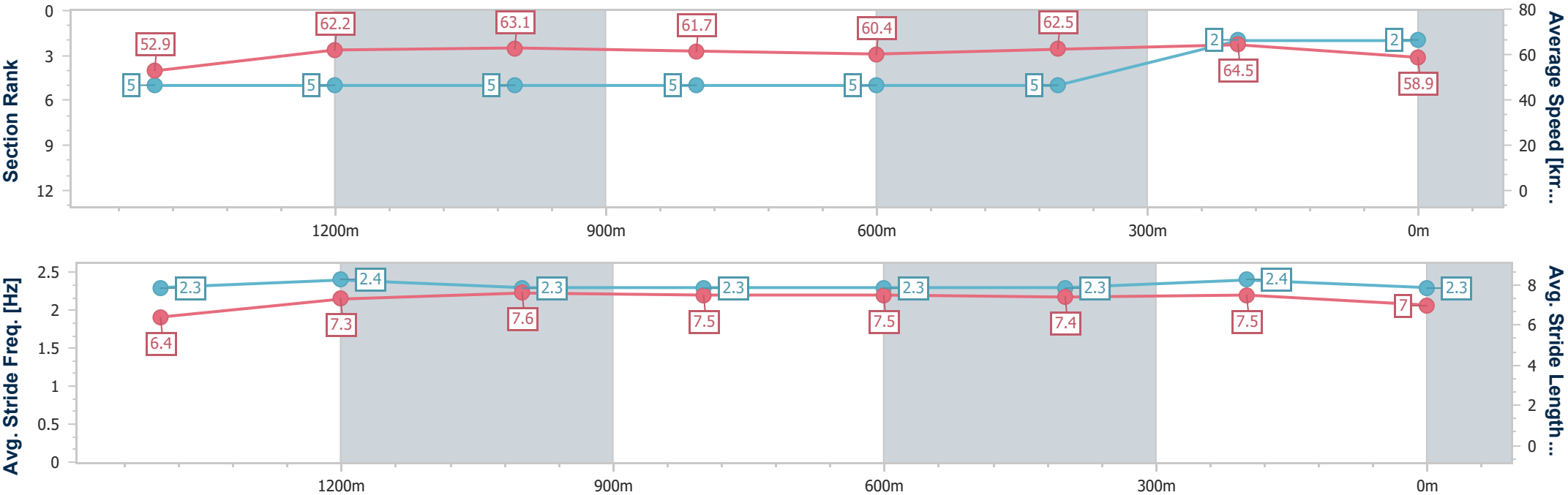


Doomben QLD Professional
Race 2: LADBROKES YARD COMMENTS QTIS Three-Year-Old
Handicap - 1650m
03 April 2024 - 12:28
Track Rating: Soft 5, Weather: Fine, Rail Position: +8m



BRISBANE
RACING CLUB

Section	Overall	1400m	1200m	1000m	800m	600m	400m	200m					
Section Times	1:38.82 [2] (0:17.07)	1:21.75 [5] (0:11.61)	1:10.14 [5] (0:11.37)	0:58.77 [5] (0:11.73)	0:47.04 [5] (0:11.96)	0:35.08 [5] (0:11.57)	0:23.51 [5] (0:11.21)	0:12.30 [2] (0:12.30)					
Average Speed [km/h]	52.9	62.2	63.1	61.7	60.4	62.5	64.5	58.9					
Top Speed [km/h]	66.2	65.2	64.6	64.3	61.9	64.2	65.3	61.9					
Avg. Dist. to Rail [m]	2.3	0.5	0.8	1.0	0.7	1.1	1.1	2.1					
Avg. Stride Freq. [Hz]	2.3	2.4	2.3	2.3	2.3	2.3	2.4	2.3					
Avg. Stride Length [m]	6.4	7.3	7.6	7.5	7.5	7.4	7.5	7.0					





Horse/Jockey Name	Transatlantic
Final Rank	3
Fastest Section Time (Section)	0:11.28 (1200m)
Top Speed [km/h] (Section)	66.5 (Overall)
Race State	Finished

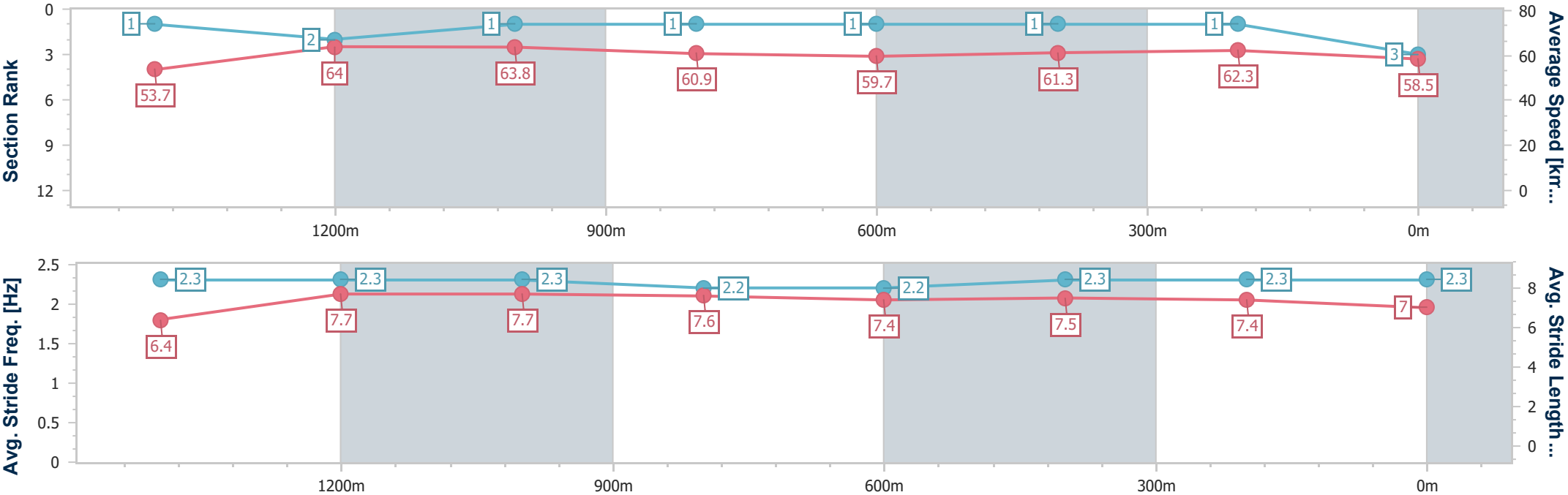


Doomben QLD Professional
Race 2: LADBROKES YARD COMMENTS QTIS Three-Year-Old
Handicap - 1650m
03 April 2024 - 12:28
Track Rating: Soft 5, Weather: Fine, Rail Position: +8m



BRISBANE
RACING CLUB

Section	Overall	1400m	1200m	1000m	800m	600m	400m	200m					
Section Times	1:38.90 [3] (0:16.78)	1:22.12 [1] (0:11.33)	1:10.79 [2] (0:11.28)	0:59.51 [1] (0:11.82)	0:47.69 [1] (0:12.05)	0:35.64 [1] (0:11.72)	0:23.92 [1] (0:11.50)	0:12.42 [1] (0:12.42)					
Average Speed [km/h]	53.7	64.0	63.8	60.9	59.7	61.3	62.3	58.5					
Top Speed [km/h]	66.5	65.2	64.3	63.5	60.6	62.0	63.8	61.3					
Avg. Dist. to Rail [m]	1.5	0.8	0.7	1.1	0.2	0.7	1.2	0.3					
Avg. Stride Freq. [Hz]	2.3	2.3	2.3	2.2	2.2	2.3	2.3	2.3					
Avg. Stride Length [m]	6.4	7.7	7.7	7.6	7.4	7.5	7.4	7.0					





Horse/Jockey Name	Ichiban
Final Rank	4
Fastest Section Time (Section)	0:11.31 (1200m)
Top Speed [km/h] (Section)	64.9 (1400m)
Race State	Finished

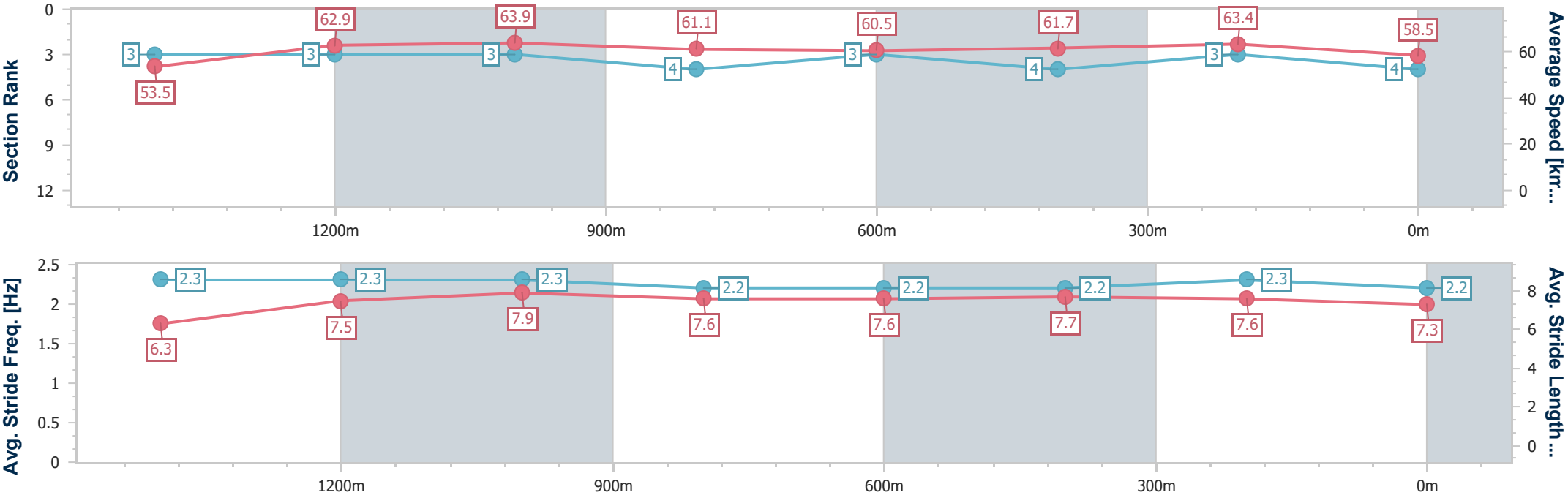


Doomben QLD Professional
Race 2: LADBROKES YARD COMMENTS QTIS Three-Year-Old
Handicap - 1650m
03 April 2024 - 12:28
Track Rating: Soft 5, Weather: Fine, Rail Position: +8m



BRISBANE
RACING CLUB

Section	Overall	1400m	1200m	1000m	800m	600m	400m	200m					
Section Times	1:39.01 [4] (0:16.85)	1:22.16 [3] (0:11.56)	1:10.60 [3] (0:11.31)	0:59.29 [3] (0:11.86)	0:47.43 [4] (0:11.93)	0:35.50 [3] (0:11.73)	0:23.77 [4] (0:11.35)	0:12.42 [3] (0:12.42)					
Average Speed [km/h]	53.5	62.9	63.9	61.1	60.5	61.7	63.4	58.5					
Top Speed [km/h]	64.4	64.9	64.4	63.3	61.5	62.8	64.4	61.3					
Avg. Dist. to Rail [m]	0.7	2.0	3.0	2.6	0.9	0.6	0.2	0.3					
Avg. Stride Freq. [Hz]	2.3	2.3	2.3	2.2	2.2	2.2	2.3	2.2					
Avg. Stride Length [m]	6.3	7.5	7.9	7.6	7.6	7.7	7.6	7.3					





Horse/Jockey Name	Typhoon Tip
Final Rank	5
Fastest Section Time (Section)	0:11.40 (1200m)
Top Speed [km/h] (Section)	64.9 (1200m)
Race State	Finished

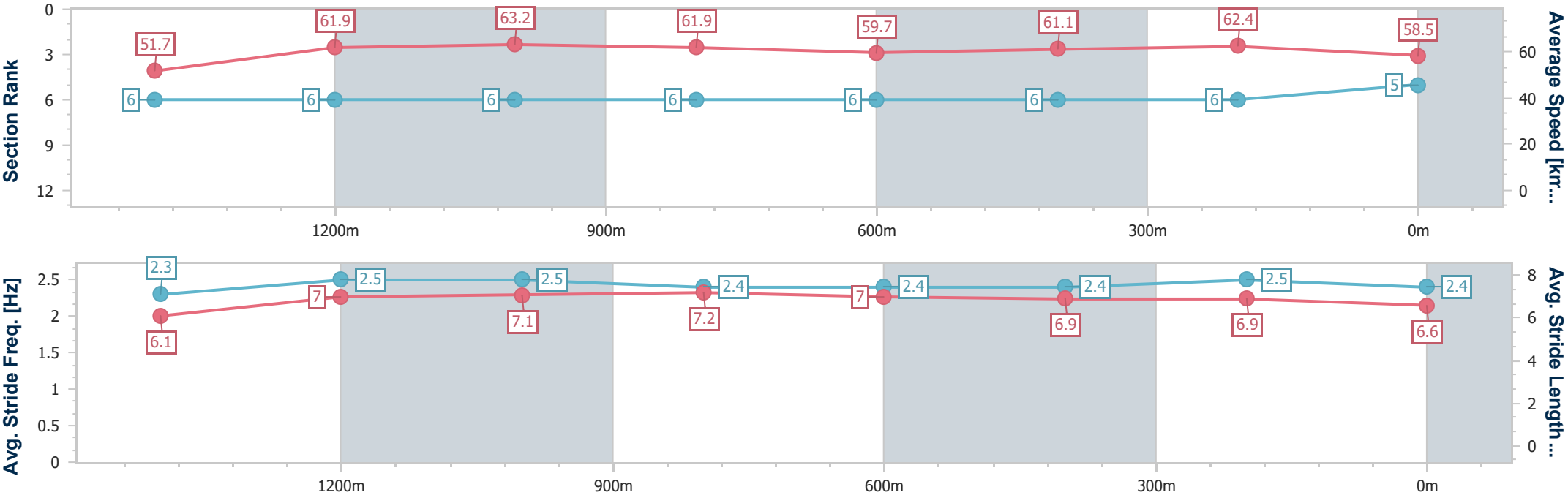


Doomben QLD Professional
Race 2: LADBROKES YARD COMMENTS QTIS Three-Year-Old
Handicap - 1650m
03 April 2024 - 12:28
Track Rating: Soft 5, Weather: Fine, Rail Position: +8m



BRISBANE
RACING CLUB

Section	Overall	1400m	1200m	1000m	800m	600m	400m	200m					
Section Times	1:39.37 [5] (0:17.35)	1:22.02 [6] (0:11.49)	1:10.53 [6] (0:11.40)	0:59.13 [6] (0:11.60)	0:47.53 [6] (0:12.00)	0:35.53 [6] (0:11.64)	0:23.89 [6] (0:11.49)	0:12.40 [6] (0:12.40)					
Average Speed [km/h]	51.7	61.9	63.2	61.9	59.7	61.1	62.4	58.5					
Top Speed [km/h]	64.3	63.3	64.9	64.1	61.1	62.0	63.1	61.2					
Avg. Dist. to Rail [m]	1.6	1.9	1.2	0.7	1.3	1.5	1.3	2.2					
Avg. Stride Freq. [Hz]	2.3	2.5	2.5	2.4	2.4	2.4	2.5	2.4					
Avg. Stride Length [m]	6.1	7.0	7.1	7.2	7.0	6.9	6.9	6.6					





Horse/Jockey Name	Ringer's Reward
Final Rank	6
Fastest Section Time (Section)	0:11.42 (400m)
Top Speed [km/h] (Section)	65.5 (1000m)
Race State	Finished

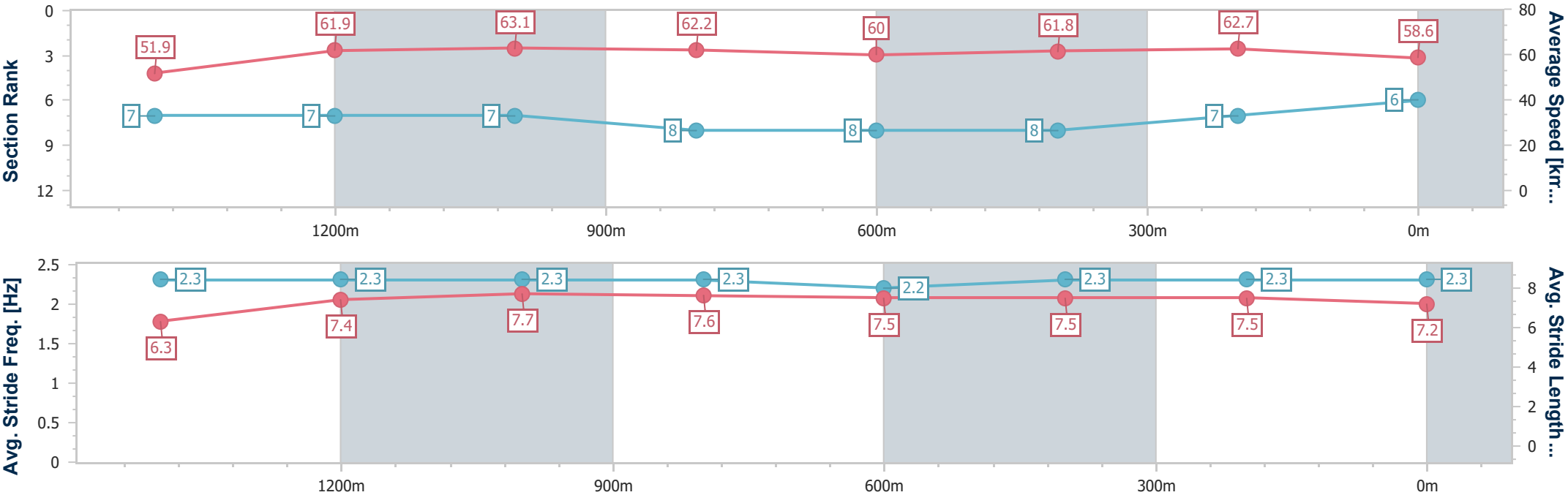


Doomben QLD Professional
Race 2: LADBROKES YARD COMMENTS QTIS Three-Year-Old
Handicap - 1650m
03 April 2024 - 12:28
Track Rating: Soft 5, Weather: Fine, Rail Position: +8m



BRISBANE
RACING CLUB

Section	Overall	1400m	1200m	1000m	800m	600m	400m	200m					
Section Times	1:39.54 [6] (0:17.42)	1:22.12 [7] (0:11.64)	1:10.48 [7] (0:11.43)	0:59.05 [7] (0:11.63)	0:47.42 [8] (0:11.93)	0:35.49 [8] (0:11.63)	0:23.86 [8] (0:11.42)	0:12.44 [7] (0:12.44)					
Average Speed [km/h]	51.9	61.9	63.1	62.2	60.0	61.8	62.7	58.6					
Top Speed [km/h]	65.1	64.8	64.8	65.5	61.4	62.7	63.6	60.6					
Avg. Dist. to Rail [m]	3.1	0.8	1.1	1.1	0.4	0.9	1.7	3.7					
Avg. Stride Freq. [Hz]	2.3	2.3	2.3	2.3	2.2	2.3	2.3	2.3					
Avg. Stride Length [m]	6.3	7.4	7.7	7.6	7.5	7.5	7.5	7.2					





Horse/Jockey Name	The Author
Final Rank	7
Fastest Section Time (Section)	0:11.27 (1400m)
Top Speed [km/h] (Section)	65.0 (Overall)
Race State	Finished

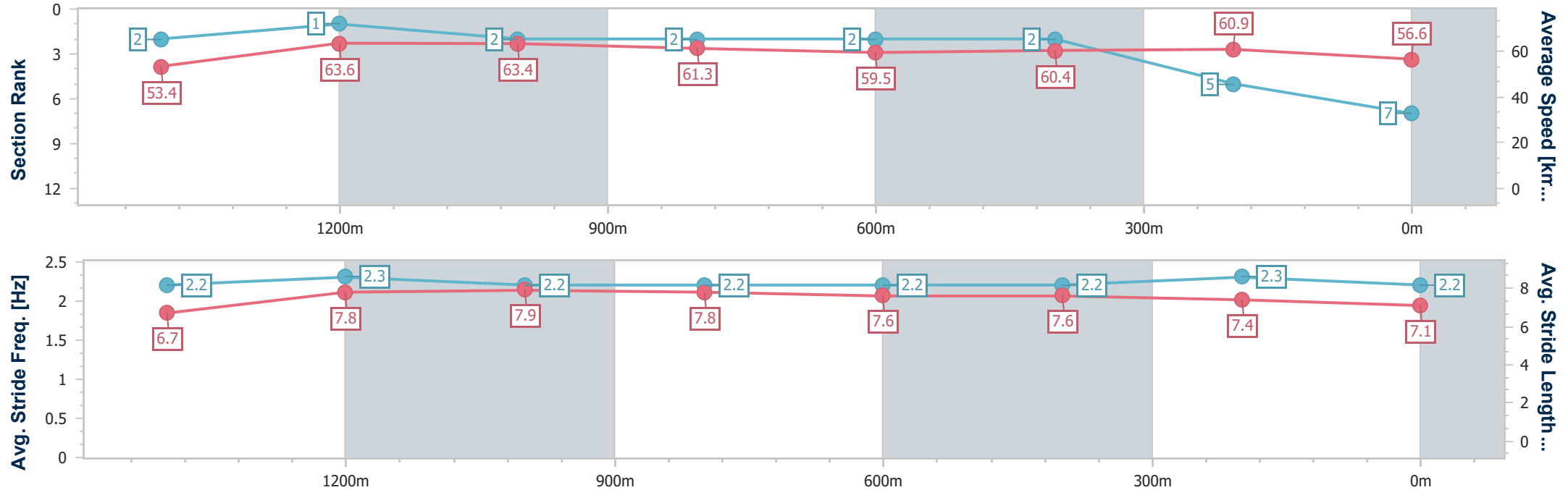


Doomben QLD Professional
Race 2: LADBROKES YARD COMMENTS QTIS Three-Year-Old
Handicap - 1650m
03 April 2024 - 12:28
Track Rating: Soft 5, Weather: Fine, Rail Position: +8m



BRISBANE
RACING CLUB

Section	Overall	1400m	1200m	1000m	800m	600m	400m	200m					
Section Times	1:39.68 [7] (0:16.81)	1:22.87 [2] (0:11.27)	1:11.60 [1] (0:11.34)	1:00.26 [2] (0:11.82)	0:48.44 [2] (0:12.06)	0:36.38 [2] (0:11.78)	0:24.60 [2] (0:11.77)	0:12.83 [5] (0:12.83)					
Average Speed [km/h]	53.4	63.6	63.4	61.3	59.5	60.4	60.9	56.6					
Top Speed [km/h]	65.0	64.9	64.1	63.3	60.4	61.2	61.7	59.1					
Avg. Dist. to Rail [m]	2.4	1.1	0.3	0.8	0.5	1.9	2.5	1.5					
Avg. Stride Freq. [Hz]	2.2	2.3	2.2	2.2	2.2	2.2	2.3	2.2					
Avg. Stride Length [m]	6.7	7.8	7.9	7.8	7.6	7.6	7.4	7.1					





Horse/Jockey Name	Hyde Park
Final Rank	8
Fastest Section Time (Section)	0:11.43 (1000m)
Top Speed [km/h] (Section)	65.4 (1000m)
Race State	Finished

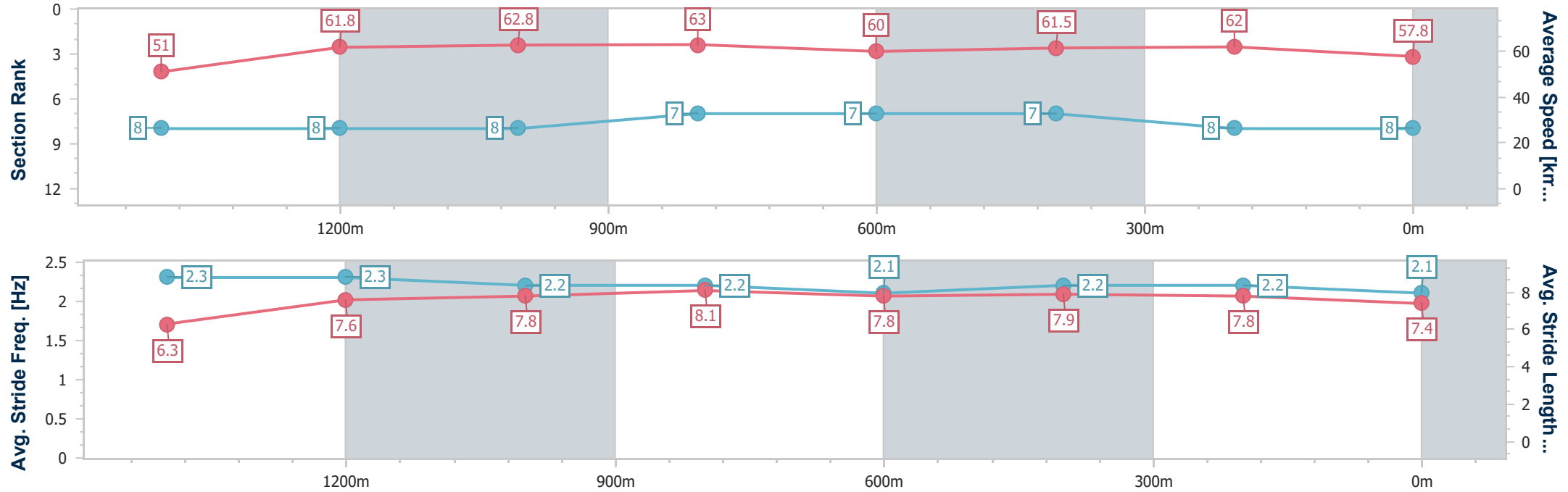


Doomben QLD Professional
Race 2: LADBROKES YARD COMMENTS QTIS Three-Year-Old
Handicap - 1650m
03 April 2024 - 12:28
Track Rating: Soft 5, Weather: Fine, Rail Position: +8m



BRISBANE
RACING CLUB

Section	Overall	1400m	1200m	1000m	800m	600m	400m	200m					
Section Times	1:39.84 [8] (0:17.61)	1:22.23 [8] (0:11.60)	1:10.63 [8] (0:11.46)	0:59.17 [8] (0:11.43)	0:47.74 [7] (0:11.91)	0:35.83 [7] (0:11.65)	0:24.18 [7] (0:11.59)	0:12.59 [8] (0:12.59)					
Average Speed [km/h]	51.0	61.8	62.8	63.0	60.0	61.5	62.0	57.8					
Top Speed [km/h]	63.4	63.0	65.4	65.4	61.2	62.9	62.9	60.0					
Avg. Dist. to Rail [m]	1.4	0.9	0.5	0.5	0.9	1.1	0.9	1.3					
Avg. Stride Freq. [Hz]	2.3	2.3	2.2	2.2	2.1	2.2	2.2	2.1					
Avg. Stride Length [m]	6.3	7.6	7.8	8.1	7.8	7.9	7.8	7.4					





Horse/Jockey Name	On The Veuve
Final Rank	9
Fastest Section Time (Section)	0:11.38 (400m)
Top Speed [km/h] (Section)	65.2 (400m)
Race State	Finished

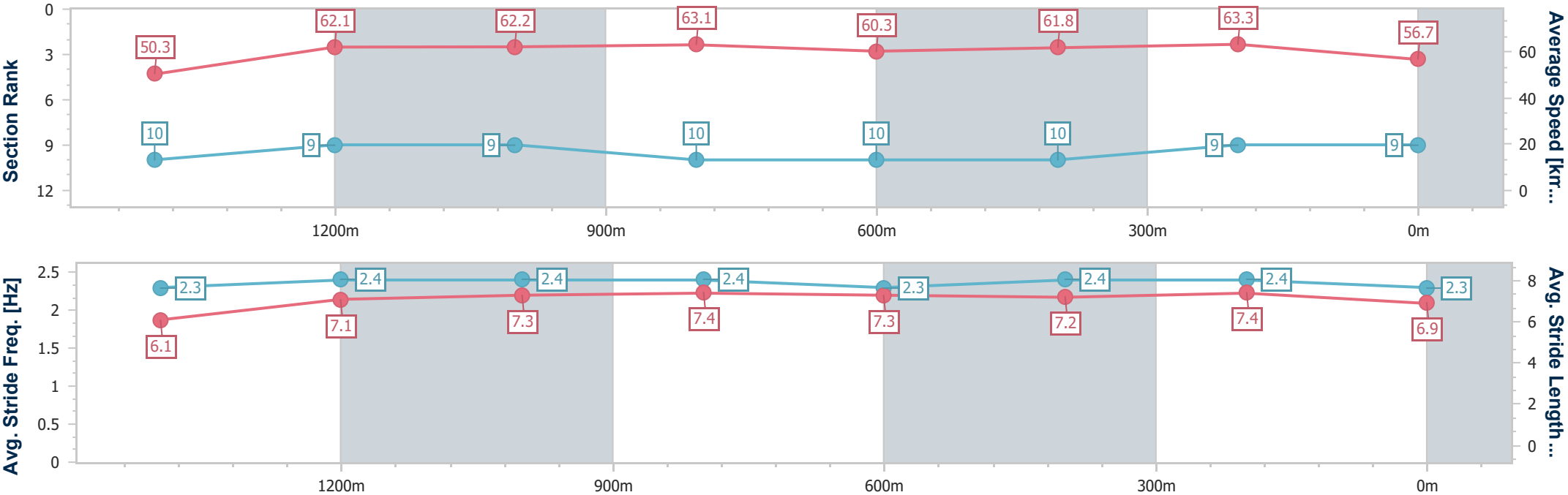


Doomben QLD Professional
Race 2: LADBROKES YARD COMMENTS QTIS Three-Year-Old
Handicap - 1650m
03 April 2024 - 12:28
Track Rating: Soft 5, Weather: Fine, Rail Position: +8m



BRISBANE
RACING CLUB

Section	Overall	1400m	1200m	1000m	800m	600m	400m	200m					
Section Times	1:40.15 [9] (0:17.84)	1:22.31 [10] (0:11.49)	1:10.82 [9] (0:11.59)	0:59.23 [9] (0:11.45)	0:47.78 [10] (0:11.95)	0:35.83 [10] (0:11.66)	0:24.17 [10] (0:11.38)	0:12.79 [9] (0:12.79)					
Average Speed [km/h]	50.3	62.1	62.2	63.1	60.3	61.8	63.3	56.7					
Top Speed [km/h]	62.9	63.6	64.0	64.8	61.8	63.9	65.2	61.0					
Avg. Dist. to Rail [m]	2.3	1.1	0.8	0.9	0.3	0.5	1.0	1.9					
Avg. Stride Freq. [Hz]	2.3	2.4	2.4	2.4	2.3	2.4	2.4	2.3					
Avg. Stride Length [m]	6.1	7.1	7.3	7.4	7.3	7.2	7.4	6.9					





Horse/Jockey Name	Revitup Charlie
Final Rank	10
Fastest Section Time (Section)	0:11.36 (1000m)
Top Speed [km/h] (Section)	65.0 (1000m)
Race State	Finished

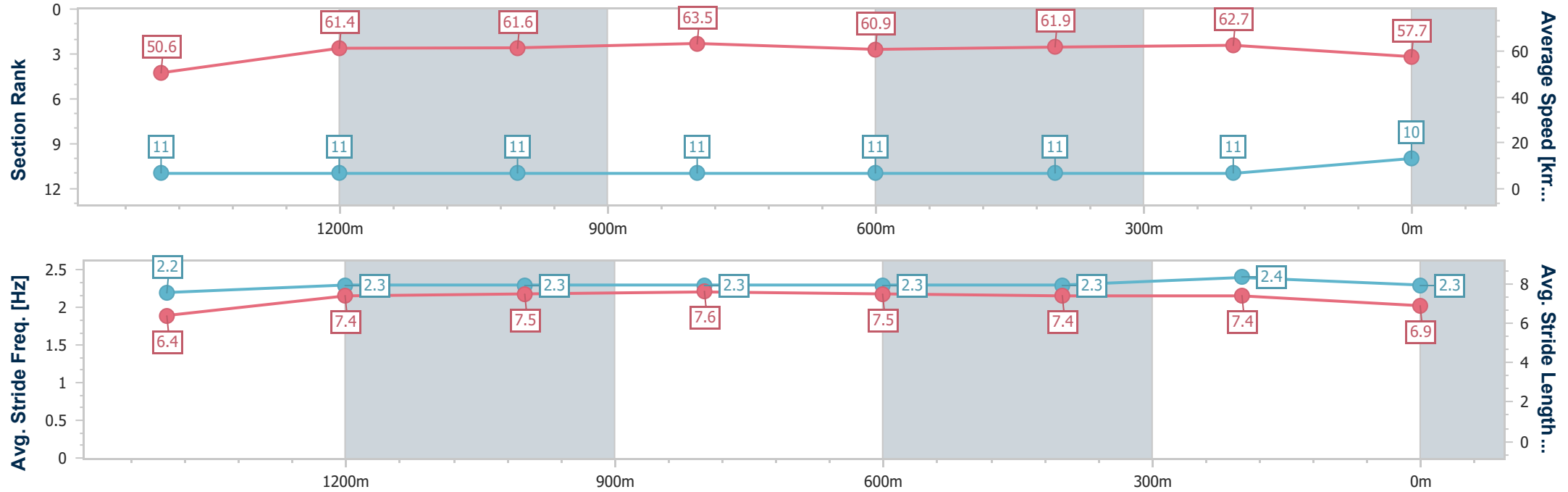


Doomben QLD Professional
Race 2: LADBROKES YARD COMMENTS QTIS Three-Year-Old
Handicap - 1650m
03 April 2024 - 12:28
Track Rating: Soft 5, Weather: Fine, Rail Position: +8m



BRISBANE
RACING CLUB

Section	Overall	1400m	1200m	1000m	800m	600m	400m	200m					
Section Times	1:40.24 [10] (0:17.85)	1:22.39 [11] (0:11.79)	1:10.60 [11] (0:11.65)	0:58.95 [11] (0:11.36)	0:47.59 [11] (0:11.91)	0:35.68 [11] (0:11.59)	0:24.09 [11] (0:11.46)	0:12.63 [11] (0:12.63)					
Average Speed [km/h]	50.6	61.4	61.6	63.5	60.9	61.9	62.7	57.7					
Top Speed [km/h]	62.3	62.3	64.3	65.0	62.5	63.1	64.5	60.5					
Avg. Dist. to Rail [m]	4.0	0.9	0.2	0.5	0.4	0.4	1.4	3.1					
Avg. Stride Freq. [Hz]	2.2	2.3	2.3	2.3	2.3	2.3	2.4	2.3					
Avg. Stride Length [m]	6.4	7.4	7.5	7.6	7.5	7.4	7.4	6.9					





Horse/Jockey Name	Lissaro
Final Rank	11
Fastest Section Time (Section)	0:11.18 (1000m)
Top Speed [km/h] (Section)	66.8 (1000m)
Race State	Finished

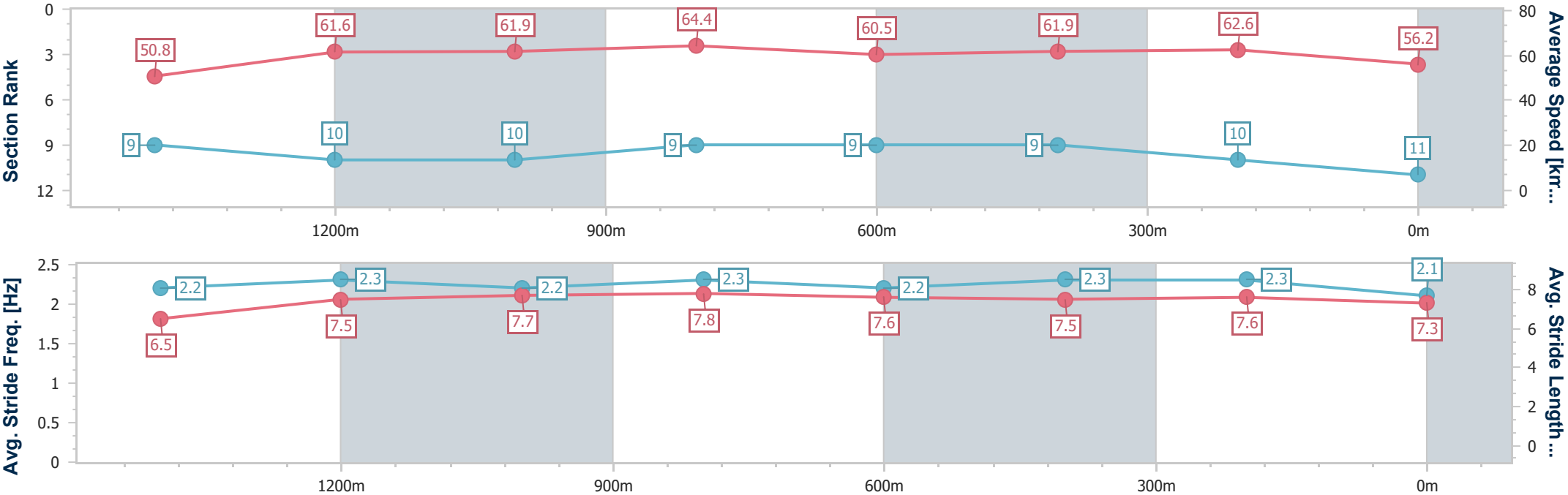


Doomben QLD Professional
Race 2: LADBROKES YARD COMMENTS QTIS Three-Year-Old
Handicap - 1650m
03 April 2024 - 12:28
Track Rating: Soft 5, Weather: Fine, Rail Position: +8m



BRISBANE
RACING CLUB

Section	Overall	1400m	1200m	1000m	800m	600m	400m	200m					
Section Times	1:40.37 [11] (0:17.75)	1:22.62 [9] (0:11.75)	1:10.87 [10] (0:11.65)	0:59.22 [10] (0:11.18)	0:48.04 [9] (0:11.91)	0:36.13 [9] (0:11.69)	0:24.44 [9] (0:11.50)	0:12.94 [10] (0:12.94)					
Average Speed [km/h]	50.8	61.6	61.9	64.4	60.5	61.9	62.6	56.2					
Top Speed [km/h]	63.2	62.4	65.5	66.8	62.1	62.6	64.5	60.3					
Avg. Dist. to Rail [m]	2.7	1.0	1.6	1.5	0.3	0.5	2.1	4.4					
Avg. Stride Freq. [Hz]	2.2	2.3	2.2	2.3	2.2	2.3	2.3	2.1					
Avg. Stride Length [m]	6.5	7.5	7.7	7.8	7.6	7.5	7.6	7.3					





Doomben QLD Professional
Race 3: STRADBROKE SEASON ON SALE NOW QTIS Three-Year-Old
Colts & Geldings Maiden Plate - 1200m
03 April 2024 - 13:04



Track Rating: Soft 5, Weather: Fine, Rail Position: +8m

Section		Overall				1000m	800m	600m	400m	200m	Last 600m		
Field Times		1:09.84				0:56.49	0:45.88	0:34.41	0:23.10	0:11.81	0:34.41		
		(0:13.35)				(0:10.61)	(0:11.47)	(0:11.31)	(0:11.29)	(0:11.81)			
Rank	TAB Horse/Jockey	Barrier	Top Speed [km/h]	Fastest Section							Margin	Distance Travelled [m]	
1	10 SOUTH SEA	10	67.8	0:10.84	1:09.84 [1]	0:56.15 [4]	0:45.31 [5]	0:33.90 [6]	0:22.54 [5]	0:11.52 [3]	1:09.84	0:33.90	
	Boris Thornton		1000m	1000m	(0:13.69)	(0:10.84)	(0:11.41)	(0:11.36)	(0:11.02)	(0:11.52)			
2	12 TALTARNI FIELDS	12	70.9	0:10.61	1:09.98 [2]	0:56.63 [1]	0:46.02 [1]	0:34.55 [1]	0:23.24 [1]	0:11.95 [1]	0.14L	0:34.55	+1
	Cejay Graham		1000m	1000m	(0:13.35)	(0:10.61)	(0:11.47)	(0:11.31)	(0:11.29)	(0:11.95)			
3	15 BOOM IN THE DARK	15	68.9	0:10.71	1:10.17 [3]	0:56.70 [3]	0:45.99 [3]	0:34.54 [3]	0:23.25 [2]	0:11.96 [2]	0.19L	0:34.54	+0
	Damien Thornton		1000m	1000m	(0:13.47)	(0:10.71)	(0:11.45)	(0:11.29)	(0:11.29)	(0:11.96)			
4	2 ADRANOS	2	68.4	0:10.87	1:10.39 [4]	0:56.67 [6]	0:45.80 [6]	0:34.60 [4]	0:23.17 [4]	0:11.95 [4]	0.22L	0:34.60	+6
	Ryan Maloney		1000m	1000m	(0:13.72)	(0:10.87)	(0:11.20)	(0:11.43)	(0:11.22)	(0:11.95)			
5	1 ABOUT TO EXPLODE	1	67.8	0:10.94	1:10.52 [5]	0:56.54 [9]	0:45.60 [8]	0:34.22 [10]	0:22.74 [8]	0:11.67 [6]	0.13L	0:34.22	+5
	James Orman		1000m	1000m	(0:13.98)	(0:10.94)	(0:11.38)	(0:11.48)	(0:11.07)	(0:11.67)			
6	9 RUSTIC TZAR	9	69.4	0:10.73	1:10.90 [6]	0:57.50 [2]	0:46.77 [2]	0:35.30 [2]	0:23.83 [3]	0:12.34 [5]	0.38L	0:35.30	+4
	Robbie Dolan		Overall	1000m	(0:13.40)	(0:10.73)	(0:11.47)	(0:11.47)	(0:11.49)	(0:12.34)			
7	13 TOWERS HILL	13	67.2	0:11.11	1:10.96 [7]	0:57.05 [8]	0:45.94 [11]	0:34.47 [11]	0:22.86 [11]	0:11.71 [9]	0.06L	0:34.47	+6
	Angela Jones		1000m	1000m	(0:13.91)	(0:11.11)	(0:11.47)	(0:11.61)	(0:11.15)	(0:11.71)			
8	11 TAKIN'HELL	11	67.9	0:10.92	1:11.46 [8]	0:57.74 [6]	0:46.82 [7]	0:35.29 [8]	0:23.81 [7]	0:12.24 [8]	0.5L	0:35.29	+3
	Mark Du Plessis		Overall	1000m	(0:13.72)	(0:10.92)	(0:11.53)	(0:11.48)	(0:11.57)	(0:12.24)			
9	6 HOTCHI	6	68.1	0:10.93	1:11.59 [9]	0:57.59 [10]	0:46.66 [9]	0:35.33 [9]	0:23.69 [10]	0:12.24 [10]	0.13L	0:35.33	+1
	Kirk Matheson		1000m	1000m	(0:14.00)	(0:10.93)	(0:11.33)	(0:11.64)	(0:11.45)	(0:12.24)			
10	7 OFFICE POLITICS	7	71.3	0:10.59	1:12.56 [10]	0:58.86 [5]	0:48.27 [4]	0:36.72 [5]	0:25.20 [6]	0:13.39 [7]	0.97L	0:36.72	+4
	Danny Peisley		1000m	1000m	(0:13.70)	(0:10.59)	(0:11.55)	(0:11.52)	(0:11.81)	(0:13.39)			

Scratched: Catalan Comet (#5), Sono Pronto (#14), Capital Chase (#4), Beauline (#3)

Report Created: Thu 4 April 2024 12:05 GMT+10 (Note: Timing is based on position data)

Page 1/13

[] Ranking at each section and finish
-:-:- No data available at this section
NA No data available

SCN Saddle cloth number
DNF Did not finish
DNT Did not track

data processed by  TRIPLESDATA



Doomben QLD Professional
Race 3: STRADBROKE SEASON ON SALE NOW QTIS Three-Year-Old
Colts & Geldings Maiden Plate - 1200m
03 April 2024 - 13:04



Track Rating: Soft 5, Weather: Fine, Rail Position: +8m

Section						Overall	1000m	800m	600m	400m	200m	Last 600m			
Field Times						1:09.84 (0:13.35)	0:56.49 (0:10.61)	0:45.88 (0:11.47)	0:34.41 (0:11.31)	0:23.10 (0:11.29)	0:11.81 (0:11.81)	0:34.41			
Rank	TAB	Horse/Jockey	Barrier	Top Speed [km/h]	Fastest Section								Margin	Distance Travelled [m]	
11	8	PIQUET'S MISSION	8	68.8	0:10.81	1:13.83 [11]	0:59.69 [11]	0:48.88 [10]	0:37.72 [7]	0:26.03 [9]	0:13.79 [11]	1.27L	0:37.72	+8	
		Noel Callow		1000m	1000m	(0:14.14)	(0:10.81)	(0:11.16)	(0:11.69)	(0:12.24)	(0:13.79)				

Scratched: Catalan Comet (#5), Sono Pronto (#14), Capital Chase (#4), Beauline (#3)



Horse/Jockey Name	South Sea
Final Rank	1
Fastest Section Time (Section)	0:10.84 (1000m)
Top Speed [km/h] (Section)	67.8 (1000m)
Race State	Finished

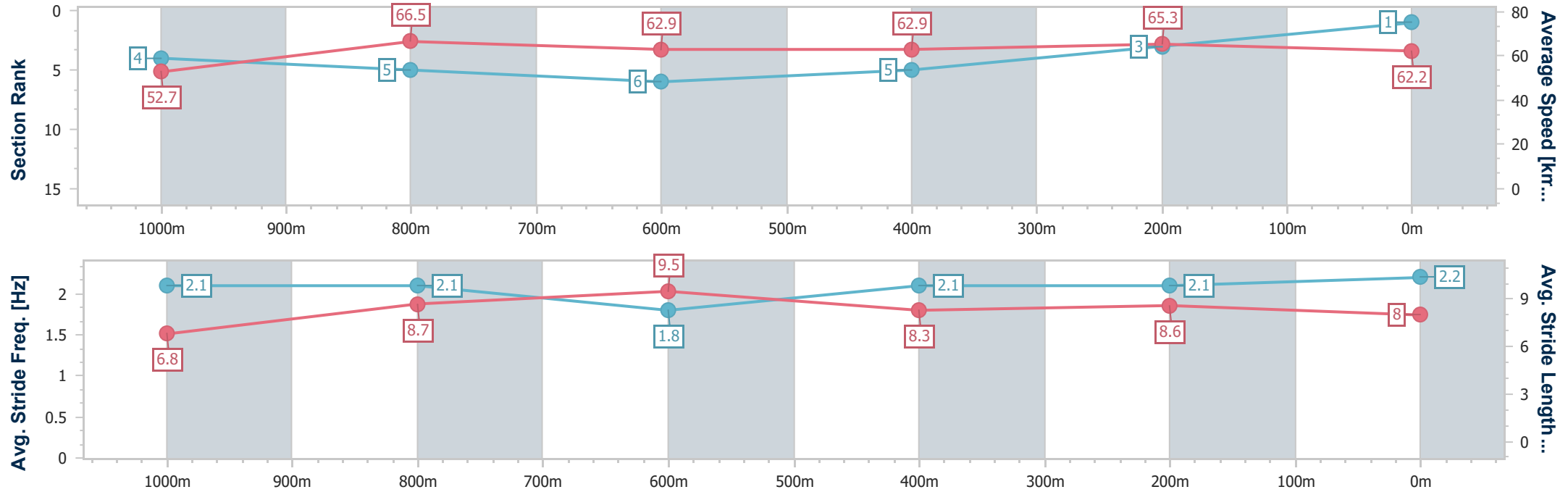


Doomben QLD Professional
Race 3: STRADBROKE SEASON ON SALE NOW QTIS Three-
Year-Old Colts & Geldings Maiden Plate - 1200m
03 April 2024 - 13:04
Track Rating: Soft 5, Weather: Fine, Rail Position: +8m



BRISBANE
RACING CLUB

Section	Overall	1000m	800m	600m	400m	200m							
Section Times	1:09.84 [1] (0:13.69)	0:56.15 [4] (0:10.84)	0:45.31 [5] (0:11.41)	0:33.90 [6] (0:11.36)	0:22.54 [5] (0:11.02)	0:11.52 [3] (0:11.52)							
Average Speed [km/h]	52.7	66.5	62.9	62.9	65.3	62.2							
Top Speed [km/h]	67.7	67.8	65.1	64.5	66.7	65.9							
Avg. Dist. to Rail [m]	0.4	0.2	0.4	1.2	1.3	0.6							
Avg. Stride Freq. [Hz]	2.1	2.1	1.8	2.1	2.1	2.2							
Avg. Stride Length [m]	6.8	8.7	9.5	8.3	8.6	8.0							





Horse/Jockey Name	Taltarni Fields
Final Rank	2
Fastest Section Time (Section)	0:10.61 (1000m)
Top Speed [km/h] (Section)	70.9 (1000m)
Race State	Finished

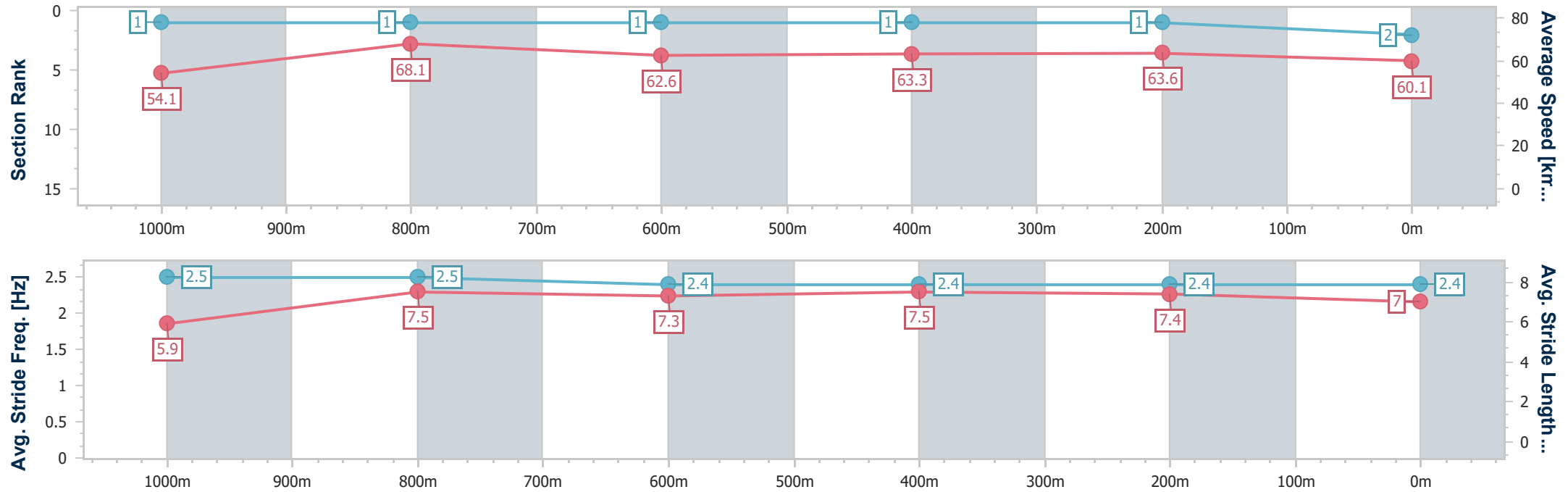


Doomben QLD Professional
Race 3: STRADBROKE SEASON ON SALE NOW QTIS Three-
Year-Old Colts & Geldings Maiden Plate - 1200m
03 April 2024 - 13:04
Track Rating: Soft 5, Weather: Fine, Rail Position: +8m



BRISBANE
RACING CLUB

Section	Overall	1000m	800m	600m	400m	200m							
Section Times	1:09.98 [2] (0:13.35)	0:56.63 [1] (0:10.61)	0:46.02 [1] (0:11.47)	0:34.55 [1] (0:11.31)	0:23.24 [1] (0:11.29)	0:11.95 [1] (0:11.95)							
Average Speed [km/h]	54.1	68.1	62.6	63.3	63.6	60.1							
Top Speed [km/h]	70.3	70.9	63.9	64.7	65.4	63.8							
Avg. Dist. to Rail [m]	6.9	2.2	0.2	1.1	0.9	1.0							
Avg. Stride Freq. [Hz]	2.5	2.5	2.4	2.4	2.4	2.4							
Avg. Stride Length [m]	5.9	7.5	7.3	7.5	7.4	7.0							





Horse/Jockey Name	Boom In The Dark
Final Rank	3
Fastest Section Time (Section)	0:10.71 (1000m)
Top Speed [km/h] (Section)	68.9 (1000m)
Race State	Finished

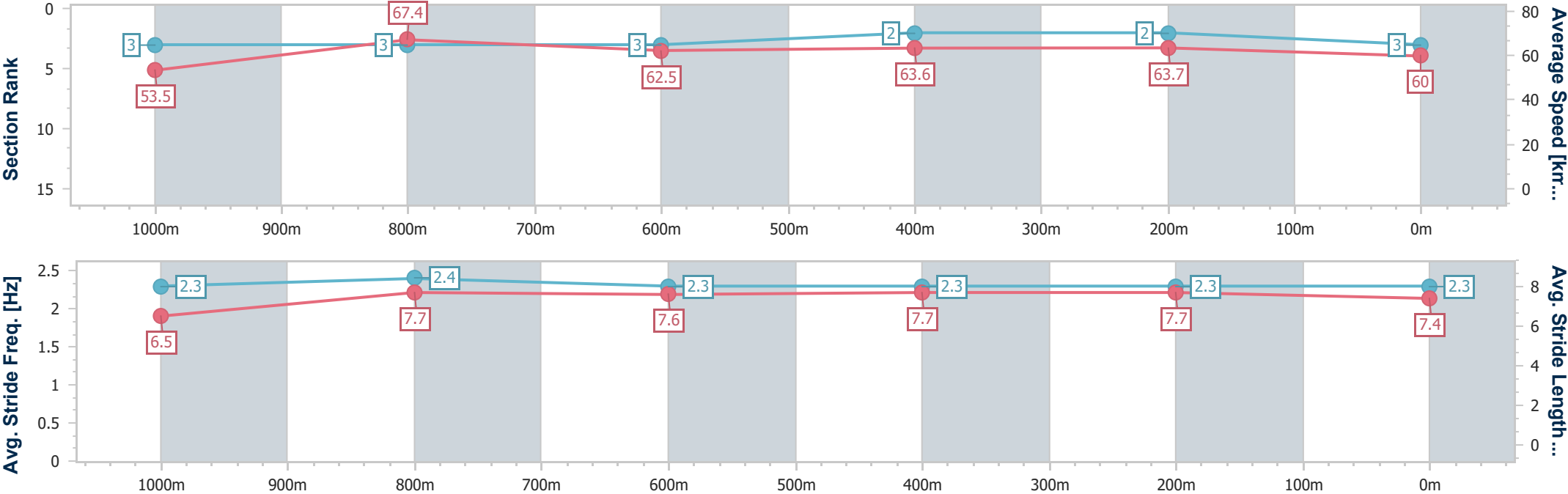


Doomben QLD Professional
Race 3: STRADBROKE SEASON ON SALE NOW QTIS Three-
Year-Old Colts & Geldings Maiden Plate - 1200m
03 April 2024 - 13:04
Track Rating: Soft 5, Weather: Fine, Rail Position: +8m



BRISBANE
RACING CLUB

Section	Overall	1000m	800m	600m	400m	200m							
Section Times	1:10.17 [3] (0:13.47)	0:56.70 [3] (0:10.71)	0:45.99 [3] (0:11.45)	0:34.54 [3] (0:11.29)	0:23.25 [2] (0:11.29)	0:11.96 [2] (0:11.96)							
Average Speed [km/h]	53.5	67.4	62.5	63.6	63.7	60.0							
Top Speed [km/h]	68.5	68.9	65.1	64.0	64.5	63.3							
Avg. Dist. to Rail [m]	3.1	0.8	0.6	1.0	0.5	0.7							
Avg. Stride Freq. [Hz]	2.3	2.4	2.3	2.3	2.3	2.3							
Avg. Stride Length [m]	6.5	7.7	7.6	7.7	7.7	7.4							





Horse/Jockey Name	Adranos
Final Rank	4
Fastest Section Time (Section)	0:10.87 (1000m)
Top Speed [km/h] (Section)	68.4 (1000m)
Race State	Finished

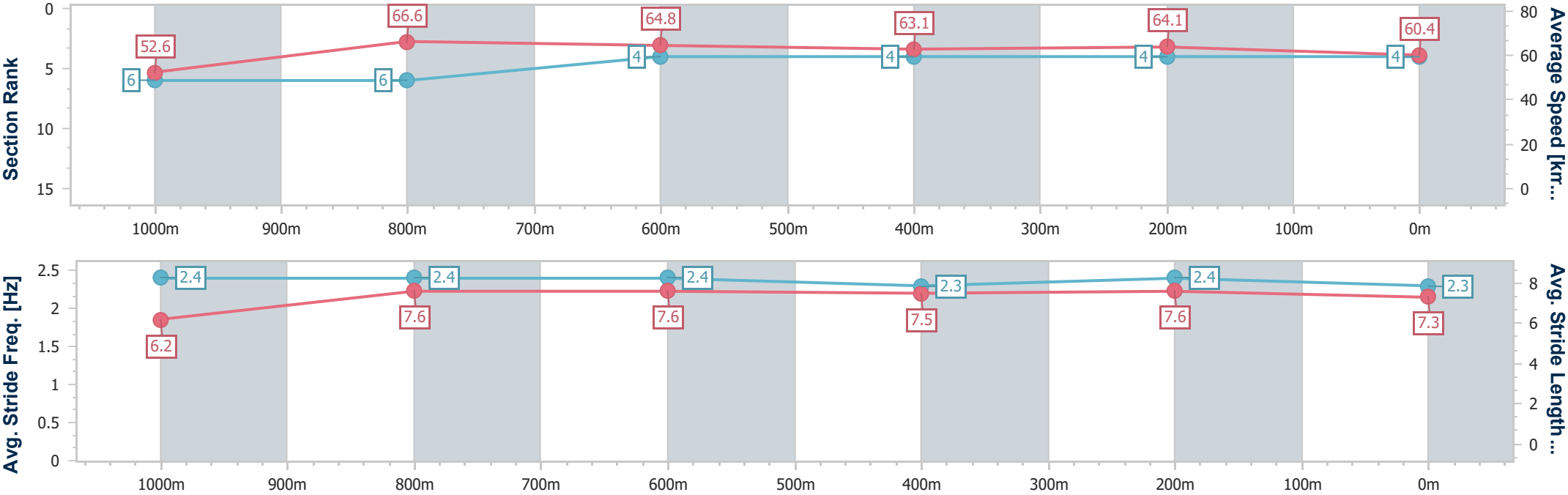


Doomben QLD Professional
Race 3: STRADBROKE SEASON ON SALE NOW QTIS Three-
Year-Old Colts & Geldings Maiden Plate - 1200m
03 April 2024 - 13:04
Track Rating: Soft 5, Weather: Fine, Rail Position: +8m



BRISBANE
RACING CLUB

Section	Overall	1000m	800m	600m	400m	200m							
Section Times	1:10.39 [4] (0:13.72)	0:56.67 [6] (0:10.87)	0:45.80 [6] (0:11.20)	0:34.60 [4] (0:11.43)	0:23.17 [4] (0:11.22)	0:11.95 [4] (0:11.95)							
Average Speed [km/h]	52.6	66.6	64.8	63.1	64.1	60.4							
Top Speed [km/h]	68.4	68.4	67.0	64.3	65.0	63.4							
Avg. Dist. to Rail [m]	6.6	1.5	1.7	0.7	0.5	1.8							
Avg. Stride Freq. [Hz]	2.4	2.4	2.4	2.3	2.4	2.3							
Avg. Stride Length [m]	6.2	7.6	7.6	7.5	7.6	7.3							





Horse/Jockey Name	About To Explode
Final Rank	5
Fastest Section Time (Section)	0:10.94 (1000m)
Top Speed [km/h] (Section)	67.8 (1000m)
Race State	Finished

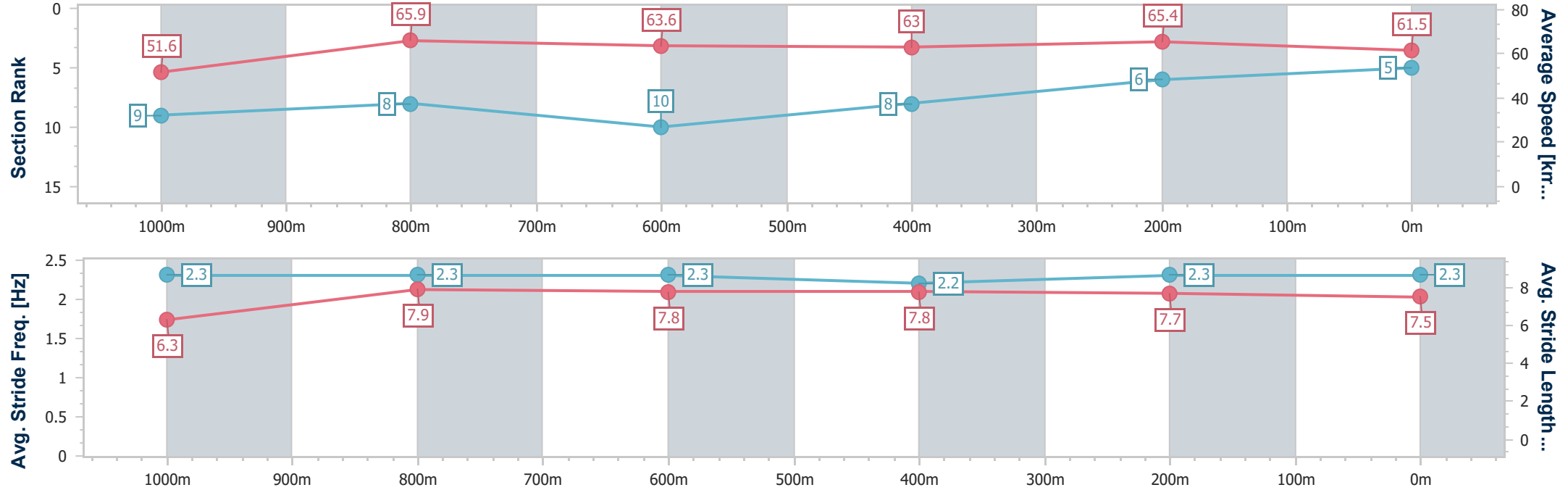


Doomben QLD Professional
Race 3: STRADBROKE SEASON ON SALE NOW QTIS Three-
Year-Old Colts & Geldings Maiden Plate - 1200m
03 April 2024 - 13:04
Track Rating: Soft 5, Weather: Fine, Rail Position: +8m



BRISBANE
RACING CLUB

Section	Overall	1000m	800m	600m	400m	200m								
Section Times	1:10.52 [5] (0:13.98)	0:56.54 [9] (0:10.94)	0:45.60 [8] (0:11.38)	0:34.22 [10] (0:11.48)	0:22.74 [8] (0:11.07)	0:11.67 [6] (0:11.67)								
Average Speed [km/h]	51.6	65.9	63.6	63.0	65.4	61.5								
Top Speed [km/h]	67.1	67.8	66.6	63.8	66.8	64.6								
Avg. Dist. to Rail [m]	3.3	1.0	0.9	1.1	1.8	4.1								
Avg. Stride Freq. [Hz]	2.3	2.3	2.3	2.2	2.3	2.3								
Avg. Stride Length [m]	6.3	7.9	7.8	7.8	7.7	7.5								





Horse/Jockey Name	Rustic Tzar
Final Rank	6
Fastest Section Time (Section)	0:10.73 (1000m)
Top Speed [km/h] (Section)	69.4 (Overall)
Race State	Finished

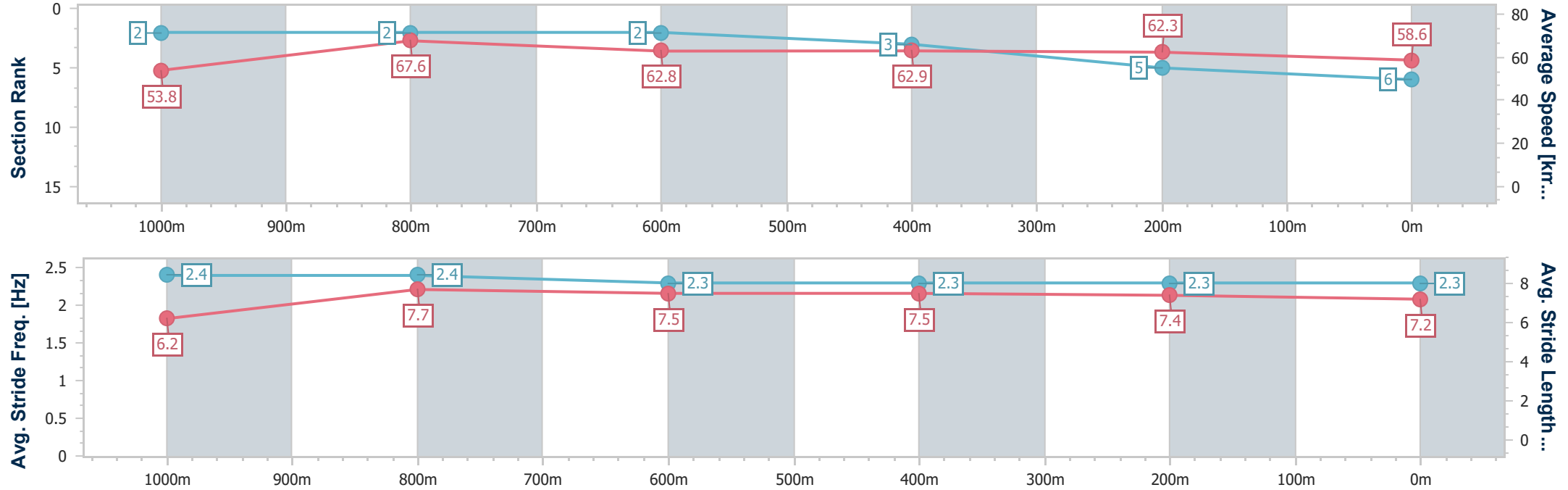


Doomben QLD Professional
Race 3: STRADBROKE SEASON ON SALE NOW QTIS Three-
Year-Old Colts & Geldings Maiden Plate - 1200m
03 April 2024 - 13:04
Track Rating: Soft 5, Weather: Fine, Rail Position: +8m



BRISBANE
RACING CLUB

Section	Overall	1000m	800m	600m	400m	200m								
Section Times	1:10.90 [6] (0:13.40)	0:57.50 [2] (0:10.73)	0:46.77 [2] (0:11.47)	0:35.30 [2] (0:11.47)	0:23.83 [3] (0:11.49)	0:12.34 [5] (0:12.34)								
Average Speed [km/h]	53.8	67.6	62.8	62.9	62.3	58.6								
Top Speed [km/h]	69.4	69.1	66.2	63.3	63.5	60.9								
Avg. Dist. to Rail [m]	3.9	2.1	0.6	0.3	0.3	0.3								
Avg. Stride Freq. [Hz]	2.4	2.4	2.3	2.3	2.3	2.3								
Avg. Stride Length [m]	6.2	7.7	7.5	7.5	7.4	7.2								





Horse/Jockey Name	Towers Hill
Final Rank	7
Fastest Section Time (Section)	0:11.11 (1000m)
Top Speed [km/h] (Section)	67.2 (1000m)
Race State	Finished

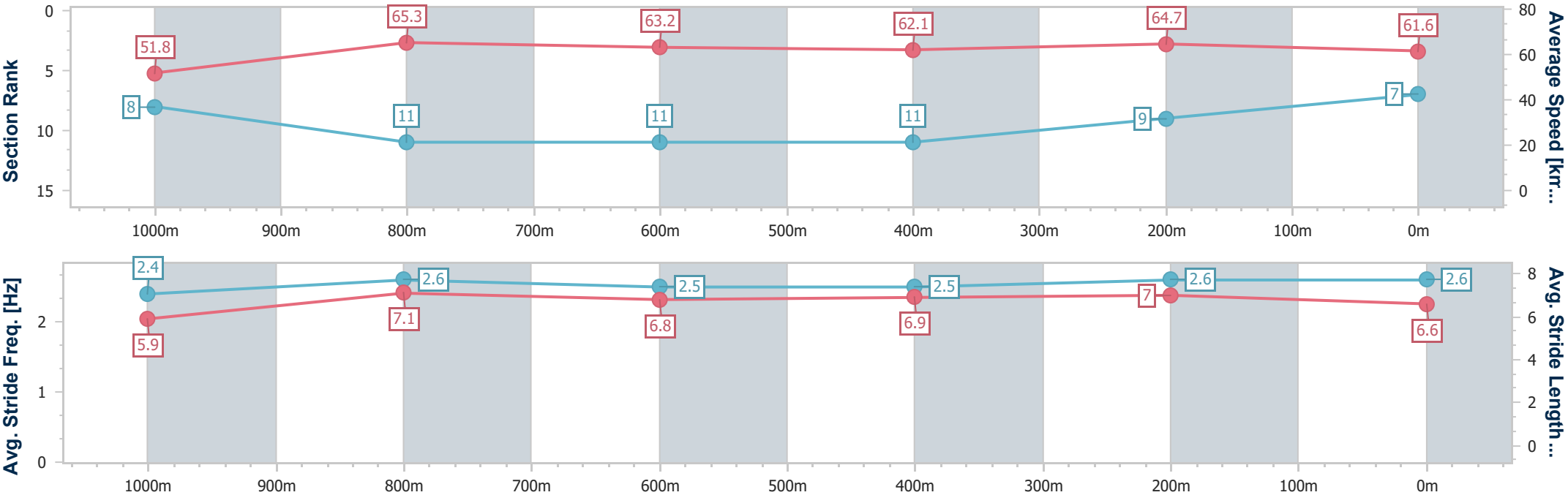


Doomben QLD Professional
Race 3: STRADBROKE SEASON ON SALE NOW QTIS Three-
Year-Old Colts & Geldings Maiden Plate - 1200m
03 April 2024 - 13:04
Track Rating: Soft 5, Weather: Fine, Rail Position: +8m



BRISBANE
RACING CLUB

Section	Overall	1000m	800m	600m	400m	200m								
Section Times	1:10.96 [7] (0:13.91)	0:57.05 [8] (0:11.11)	0:45.94 [11] (0:11.47)	0:34.47 [11] (0:11.61)	0:22.86 [11] (0:11.15)	0:11.71 [9] (0:11.71)								
Average Speed [km/h]	51.8	65.3	63.2	62.1	64.7	61.6								
Top Speed [km/h]	66.1	67.2	64.7	63.8	66.3	64.1								
Avg. Dist. to Rail [m]	5.9	3.0	1.0	0.7	2.7	4.4								
Avg. Stride Freq. [Hz]	2.4	2.6	2.5	2.5	2.6	2.6								
Avg. Stride Length [m]	5.9	7.1	6.8	6.9	7.0	6.6								





Horse/Jockey Name	Takin'hell
Final Rank	8
Fastest Section Time (Section)	0:10.92 (1000m)
Top Speed [km/h] (Section)	67.9 (Overall)
Race State	Finished

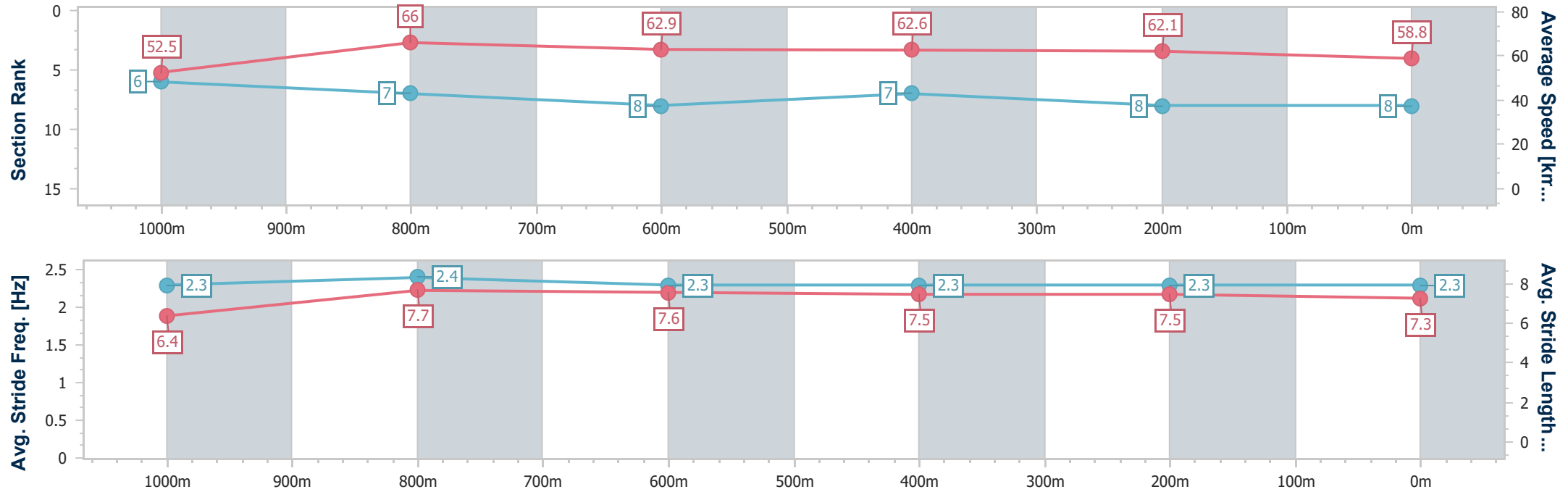


Doomben QLD Professional
Race 3: STRADBROKE SEASON ON SALE NOW QTIS Three-
Year-Old Colts & Geldings Maiden Plate - 1200m
03 April 2024 - 13:04
Track Rating: Soft 5, Weather: Fine, Rail Position: +8m



BRISBANE
RACING CLUB

Section	Overall	1000m	800m	600m	400m	200m							
Section Times	1:11.46 [8] (0:13.72)	0:57.74 [6] (0:10.92)	0:46.82 [7] (0:11.53)	0:35.29 [8] (0:11.48)	0:23.81 [7] (0:11.57)	0:12.24 [8] (0:12.24)							
Average Speed [km/h]	52.5	66.0	62.9	62.6	62.1	58.8							
Top Speed [km/h]	67.9	67.9	65.6	63.2	63.5	61.5							
Avg. Dist. to Rail [m]	3.1	1.3	0.9	0.5	1.1	1.8							
Avg. Stride Freq. [Hz]	2.3	2.4	2.3	2.3	2.3	2.3							
Avg. Stride Length [m]	6.4	7.7	7.6	7.5	7.5	7.3							





Horse/Jockey Name	Hotchi
Final Rank	9
Fastest Section Time (Section)	0:10.93 (1000m)
Top Speed [km/h] (Section)	68.1 (1000m)
Race State	Finished

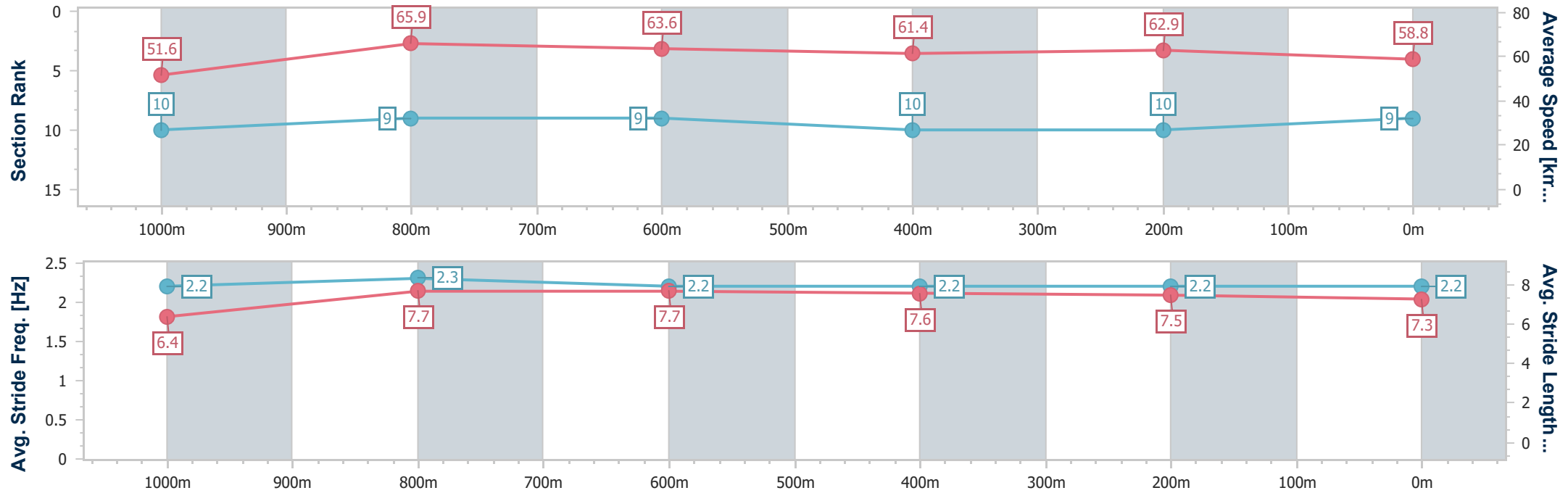


Doomben QLD Professional
Race 3: STRADBROKE SEASON ON SALE NOW QTIS Three-
Year-Old Colts & Geldings Maiden Plate - 1200m
03 April 2024 - 13:04
Track Rating: Soft 5, Weather: Fine, Rail Position: +8m



BRISBANE
RACING CLUB

Section	Overall	1000m	800m	600m	400m	200m							
Section Times	1:11.59 [9] (0:14.00)	0:57.59 [10] (0:10.93)	0:46.66 [9] (0:11.33)	0:35.33 [9] (0:11.64)	0:23.69 [10] (0:11.45)	0:12.24 [10] (0:12.24)							
Average Speed [km/h]	51.6	65.9	63.6	61.4	62.9	58.8							
Top Speed [km/h]	67.4	68.1	65.3	63.0	63.7	62.0							
Avg. Dist. to Rail [m]	3.0	0.6	0.5	0.8	0.6	0.4							
Avg. Stride Freq. [Hz]	2.2	2.3	2.2	2.2	2.2	2.2							
Avg. Stride Length [m]	6.4	7.7	7.7	7.6	7.5	7.3							





Horse/Jockey Name	Office Politics
Final Rank	10
Fastest Section Time (Section)	0:10.59 (1000m)
Top Speed [km/h] (Section)	71.3 (1000m)
Race State	Finished

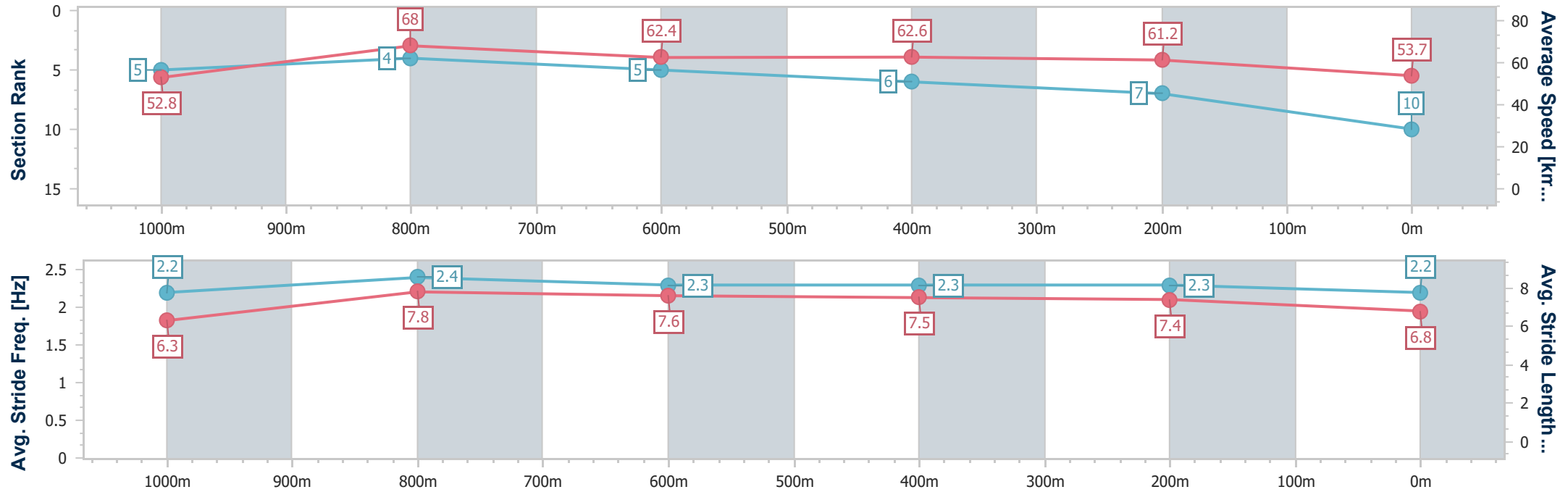


Doomben QLD Professional
Race 3: STRADBROKE SEASON ON SALE NOW QTIS Three-
Year-Old Colts & Geldings Maiden Plate - 1200m
03 April 2024 - 13:04
Track Rating: Soft 5, Weather: Fine, Rail Position: +8m



BRISBANE
RACING CLUB

Section	Overall	1000m	800m	600m	400m	200m							
Section Times	1:12.56 [10] (0:13.70)	0:58.86 [5] (0:10.59)	0:48.27 [4] (0:11.55)	0:36.72 [5] (0:11.52)	0:25.20 [6] (0:11.81)	0:13.39 [7] (0:13.39)							
Average Speed [km/h]	52.8	68.0	62.4	62.6	61.2	53.7							
Top Speed [km/h]	71.2	71.3	66.5	63.0	63.2	59.4							
Avg. Dist. to Rail [m]	5.3	1.2	0.8	0.3	0.9	0.7							
Avg. Stride Freq. [Hz]	2.2	2.4	2.3	2.3	2.3	2.2							
Avg. Stride Length [m]	6.3	7.8	7.6	7.5	7.4	6.8							





Horse/Jockey Name	Piquet's Mission
Final Rank	11
Fastest Section Time (Section)	0:10.81 (1000m)
Top Speed [km/h] (Section)	68.8 (1000m)
Race State	Finished

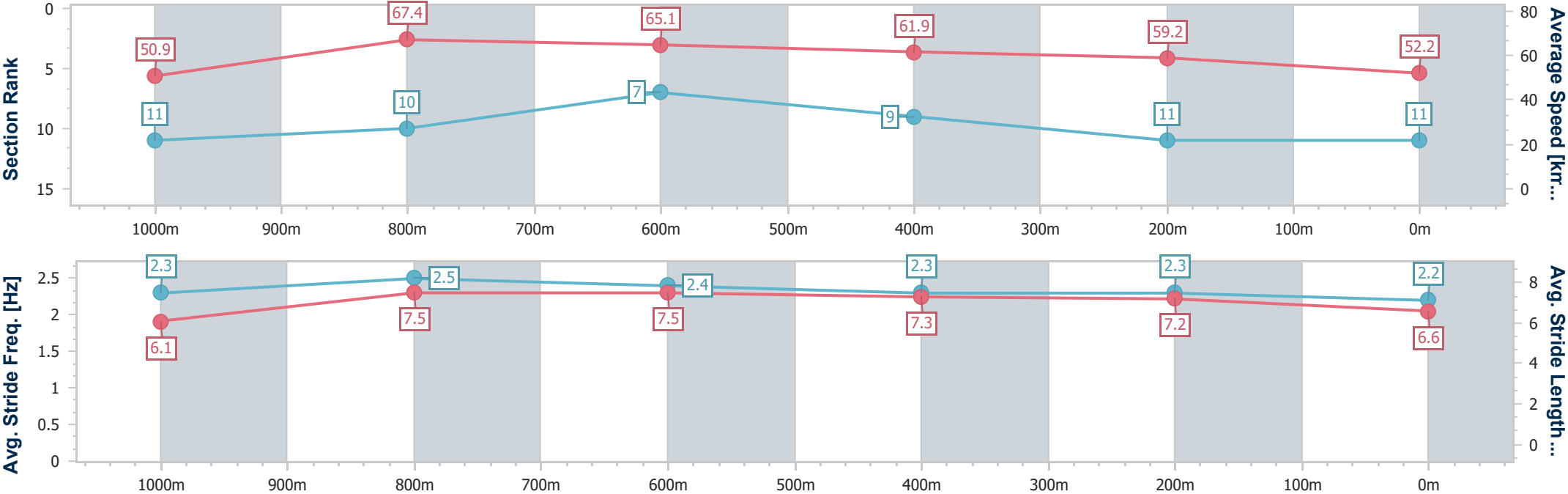


Doomben QLD Professional
Race 3: STRADBROKE SEASON ON SALE NOW QTIS Three-
Year-Old Colts & Geldings Maiden Plate - 1200m
03 April 2024 - 13:04
Track Rating: Soft 5, Weather: Fine, Rail Position: +8m



BRISBANE
RACING CLUB

Section	Overall	1000m	800m	600m	400m	200m							
Section Times	1:13.83 [11] (0:14.14)	0:59.69 [11] (0:10.81)	0:48.88 [10] (0:11.16)	0:37.72 [7] (0:11.69)	0:26.03 [9] (0:12.24)	0:13.79 [11] (0:13.79)							
Average Speed [km/h]	50.9	67.4	65.1	61.9	59.2	52.2							
Top Speed [km/h]	67.1	68.8	67.5	63.4	60.7	56.3							
Avg. Dist. to Rail [m]	6.5	3.7	2.2	1.3	3.4	3.2							
Avg. Stride Freq. [Hz]	2.3	2.5	2.4	2.3	2.3	2.2							
Avg. Stride Length [m]	6.1	7.5	7.5	7.3	7.2	6.6							





Doomben QLD Professional

Race 4: CASCADE QTIS Three-Year-Old Fillies Maiden Plate - 1200m

03 April 2024 - 13:44



BRISBANE
RACING CLUB

Track Rating: Soft 5, Weather: Fine, Rail Position: +8m

Section		Overall				1000m	800m	600m	400m	200m	Last 600m		
Field Times		1:10.51 (0:13.12)				0:57.39 (0:10.78)	0:46.61 (0:11.42)	0:35.19 (0:11.50)	0:23.69 (0:11.45)	0:12.24 (0:12.24)	0:35.19		
Rank	TAB	Horse/Jockey	Barrier	Top Speed [km/h]	Fastest Section						Margin	Distance Travelled [m]	
1	9	READY AND LUCKY	9	69.5	0:10.78	1:10.51 [1]	0:57.39 [1]	0:46.61 [1]	0:35.19 [1]	0:23.69 [1]	0:12.24 [1]	1:10.51	0:35.19
		Angela Jones		Overall	1000m	(0:13.12)	(0:10.78)	(0:11.42)	(0:11.50)	(0:11.45)	(0:12.24)		
2	1	GREY IMPACT	1	69.2	0:10.92	1:10.82 [2]	0:57.36 [5]	0:46.44 [5]	0:34.95 [5]	0:23.35 [5]	0:12.08 [3]	0.31L	0:34.95 +10
		Georgina Cartwright		1000m	1000m	(0:13.46)	(0:10.92)	(0:11.49)	(0:11.60)	(0:11.27)	(0:12.08)		
3	12	TOP ACT	12	67.3	0:10.92	1:11.06 [3]	0:56.89 [9]	0:45.97 [9]	0:34.69 [9]	0:23.26 [9]	0:11.95 [7]	0.24L	0:34.69 +2
		James Orman		1000m	1000m	(0:14.17)	(0:10.92)	(0:11.28)	(0:11.43)	(0:11.31)	(0:11.95)		
4	14	CRYPTIC SOUND	14	65.9	0:11.20	1:11.19 [4]	0:56.84 [10]	0:45.63 [11]	0:34.35 [12]	0:23.07 [12]	0:11.87 [9]	0.13L	0:34.35 +5
		Robbie Dolan		400m	400m	(0:14.35)	(0:11.21)	(0:11.28)	(0:11.28)	(0:11.20)	(0:11.87)		
5	5	KELANOA	5	69.2	0:10.83	1:11.21 [5]	0:57.09 [8]	0:46.26 [8]	0:34.94 [8]	0:23.48 [8]	0:12.13 [6]	0.02L	0:34.94 +13
		Noel Callow		1000m	1000m	(0:14.12)	(0:10.83)	(0:11.32)	(0:11.46)	(0:11.35)	(0:12.13)		
6	15	ROSEFINCH	15	66.7	0:11.02	1:11.64 [6]	0:57.29 [11]	0:46.27 [10]	0:35.00 [10]	0:23.72 [10]	0:12.30 [10]	0.43L	0:35.00 +4
		Justin Huxtable		1000m	1000m	(0:14.35)	(0:11.02)	(0:11.27)	(0:11.28)	(0:11.42)	(0:12.30)		
7	13	VERY SWISH	13	65.7	0:11.06	1:11.65 [7]	0:57.01 [13]	0:45.95 [12]	0:34.81 [11]	0:23.65 [11]	0:12.27 [11]	0.01L	0:34.81 +4
		Marnu Potgieter		1000m	1000m	(0:14.64)	(0:11.06)	(0:11.14)	(0:11.16)	(0:11.38)	(0:12.27)		
8	3	INSPIRATIONAL DIVA	3	68.8	0:10.94	1:11.75 [8]	0:57.99 [7]	0:47.05 [7]	0:35.70 [7]	0:24.28 [6]	0:12.68 [5]	0.1L	0:35.70 +9
		Ryan Maloney		1000m	1000m	(0:13.76)	(0:10.94)	(0:11.35)	(0:11.42)	(0:11.60)	(0:12.68)		
9	11	RIP UP RUBY	11	69.2	0:10.84	1:11.80 [9]	0:58.47 [4]	0:47.63 [4]	0:36.25 [3]	0:24.74 [2]	0:13.08 [2]	0.05L	0:36.25 +0
		Nikita Beriman		1000m	1000m	(0:13.33)	(0:10.84)	(0:11.38)	(0:11.51)	(0:11.66)	(0:13.08)		
10	4	KAMARIYA	4	69.7	0:10.89	1:12.16 [10]	0:58.91 [3]	0:48.02 [3]	0:36.38 [4]	0:24.74 [4]	0:12.98 [8]	0.36L	0:36.38 +11
		Bailey Wheeler		1000m	1000m	(0:13.25)	(0:10.89)	(0:11.64)	(0:11.64)	(0:11.76)	(0:12.98)		

Scratched: Video Vixen (#16), Miss Farstar (#18), Jamaican Mecrazy (#19), Risk Assessment (#22), Leger Chase (#7), Sexy Lexy (#17), Ready To Flirt (#10), Our Bling (#20), Diligente (#21)

Report Created: Thu 4 April 2024 12:06 GMT+10 (Note: Timing is based on position data)

Page 1/15

[] Ranking at each section and finish
-:-:- No data available at this section
NA No data available

SCN Saddle cloth number
DNF Did not finish
DNT Did not track

data processed by  TRIPLESDATA



Doomben QLD Professional

Race 4: CASCADE QTIS Three-Year-Old Fillies Maiden Plate - 1200m

03 April 2024 - 13:44



BRISBANE
RACING CLUB

Track Rating: Soft 5, Weather: Fine, Rail Position: +8m

Section						Overall	1000m	800m	600m	400m	200m	Last 600m		
Field Times						1:10.51 (0:13.12)	0:57.39 (0:10.78)	0:46.61 (0:11.42)	0:35.19 (0:11.50)	0:23.69 (0:11.45)	0:12.24 (0:12.24)	0:35.19		
Rank	TAB	Horse/Jockey	Barrier	Top Speed [km/h]	Fastest Section							Margin	Distance Travelled [m]	
11	8	MARGOT'S BULLSEYE	8	70.1	0:10.69	1:12.34 [11]	0:59.10 [2]	0:48.41 [2]	0:36.89 [2]	0:25.22 [3]	0:13.45 [4]	0.18L	0:36.89	+9
		Martin Harley		1000m	1000m	(0:13.24)	(0:10.69)	(0:11.52)	(0:11.67)	(0:11.77)	(0:13.45)			
12	2	HOME CREEK	2	67.8	0:11.00	1:12.39 [12]	0:58.82 [6]	0:47.82 [6]	0:36.39 [6]	0:24.74 [7]	0:12.87 [12]	0.05L	0:36.39	+2
		Kirk Matheson		1000m	1000m	(0:13.57)	(0:11.00)	(0:11.43)	(0:11.65)	(0:11.87)	(0:12.87)			
13	6	KELLY'S LANDING	6	67.3	0:11.23	1:12.46 [13]	0:57.90 [12]	0:46.67 [13]	0:35.40 [13]	0:23.93 [13]	0:12.47 [13]	0.07L	0:35.40	+11
		Samantha Collett		1000m	1000m	(0:14.56)	(0:11.23)	(0:11.27)	(0:11.47)	(0:11.46)	(0:12.47)			

Scratched: Video Vixen (#16), Miss Farstar (#18), Jamaican Mecrazy (#19), Risk Assessment (#22), Leger Chase (#7), Sexy Lexy (#17), Ready To Flirt (#10), Our Bling (#20), Diligente (#21)



Horse/Jockey Name	Ready And Lucky
Final Rank	1
Fastest Section Time (Section)	0:10.78 (1000m)
Top Speed [km/h] (Section)	69.5 (Overall)
Race State	Finished

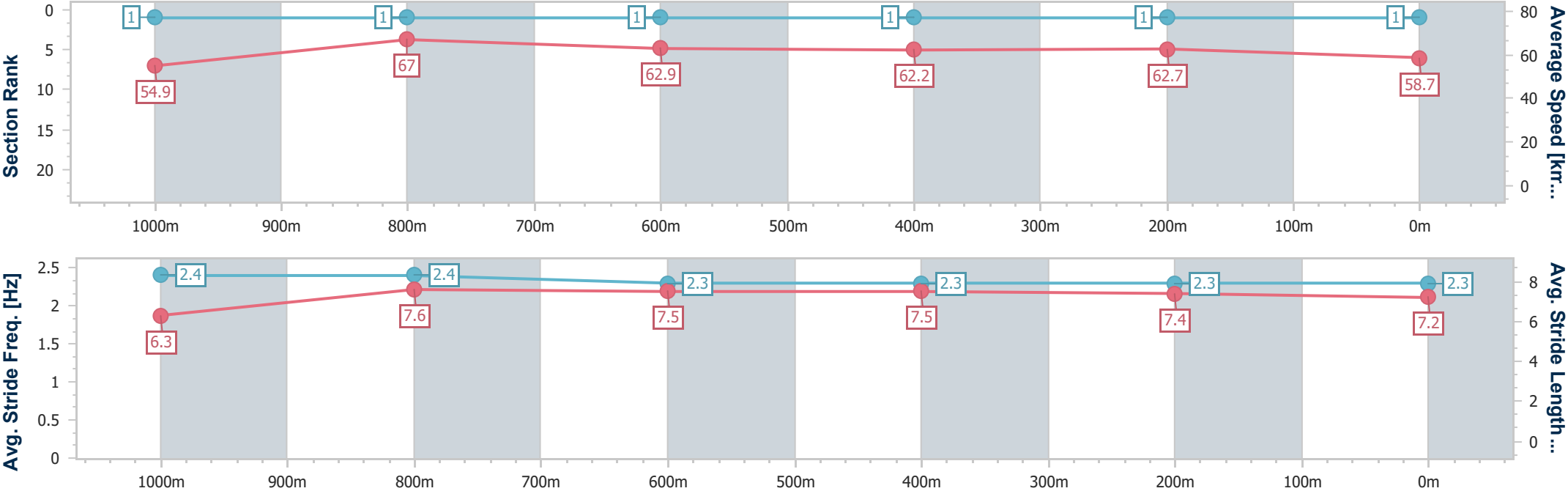


Doomben QLD Professional
Race 4: CASCADE QTIS Three-Year-Old Fillies Maiden Plate - 1200m
03 April 2024 - 13:44
Track Rating: Soft 5, Weather: Fine, Rail Position: +8m



BRISBANE
RACING CLUB

Section	Overall	1000m	800m	600m	400m	200m							
Section Times	1:10.51 [1] (0:13.12)	0:57.39 [1] (0:10.78)	0:46.61 [1] (0:11.42)	0:35.19 [1] (0:11.50)	0:23.69 [1] (0:11.45)	0:12.24 [1] (0:12.24)							
Average Speed [km/h]	54.9	67.0	62.9	62.2	62.7	58.7							
Top Speed [km/h]	69.5	69.3	65.0	62.8	63.6	62.2							
Avg. Dist. to Rail [m]	4.9	1.2	0.2	1.0	1.7	1.4							
Avg. Stride Freq. [Hz]	2.4	2.4	2.3	2.3	2.3	2.3							
Avg. Stride Length [m]	6.3	7.6	7.5	7.5	7.4	7.2							





Horse/Jockey Name	Grey Impact
Final Rank	2
Fastest Section Time (Section)	0:10.92 (1000m)
Top Speed [km/h] (Section)	69.2 (1000m)
Race State	Finished

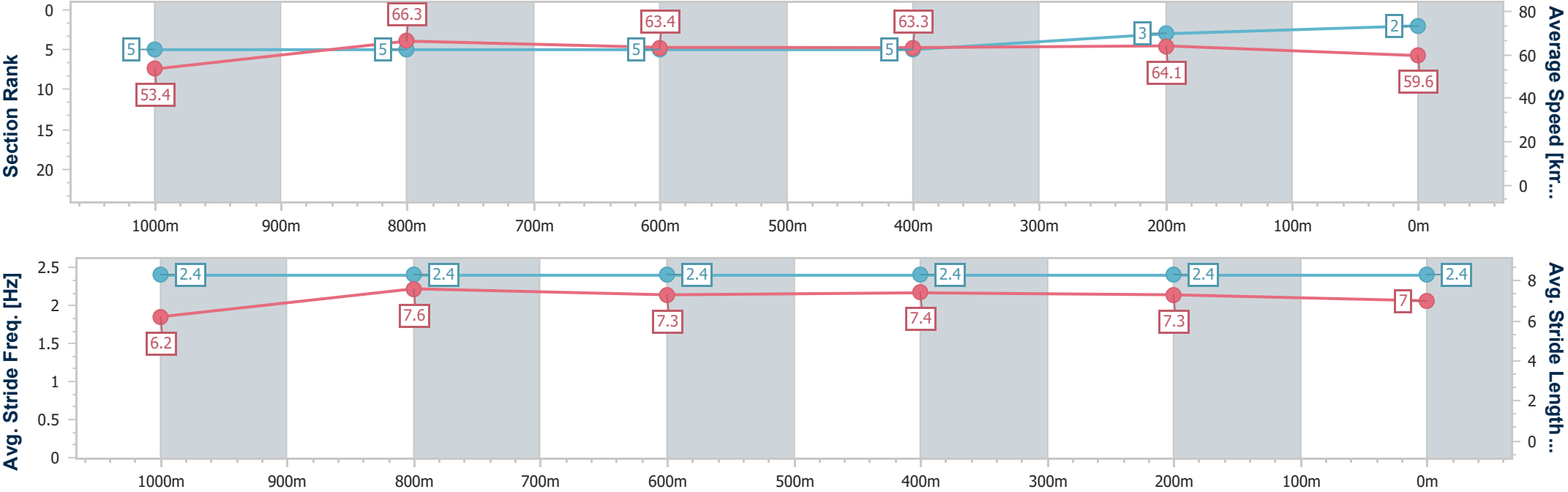


Doomben QLD Professional
Race 4: CASCADE QTIS Three-Year-Old Fillies Maiden Plate - 1200m
03 April 2024 - 13:44
Track Rating: Soft 5, Weather: Fine, Rail Position: +8m



BRISBANE
RACING CLUB

Section	Overall	1000m	800m	600m	400m	200m								
Section Times	1:10.82 [2] (0:13.46)	0:57.36 [5] (0:10.92)	0:46.44 [5] (0:11.49)	0:34.95 [5] (0:11.60)	0:23.35 [5] (0:11.27)	0:12.08 [3] (0:12.08)								
Average Speed [km/h]	53.4	66.3	63.4	63.3	64.1	59.6								
Top Speed [km/h]	67.1	69.2	65.5	64.1	65.8	61.7								
Avg. Dist. to Rail [m]	2.9	1.2	2.4	3.3	3.3	2.2								
Avg. Stride Freq. [Hz]	2.4	2.4	2.4	2.4	2.4	2.4								
Avg. Stride Length [m]	6.2	7.6	7.3	7.4	7.3	7.0								





Horse/Jockey Name	Top Act
Final Rank	3
Fastest Section Time (Section)	0:10.92 (1000m)
Top Speed [km/h] (Section)	67.3 (1000m)
Race State	Finished

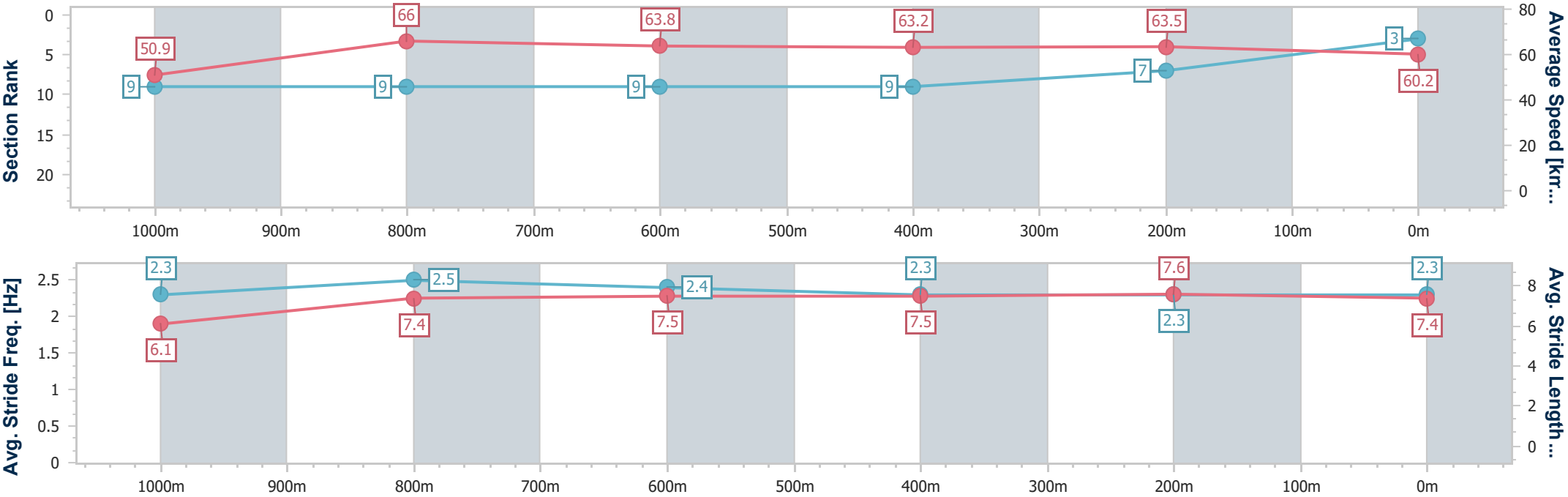


Doomben QLD Professional
Race 4: CASCADE QTIS Three-Year-Old Fillies Maiden Plate - 1200m
03 April 2024 - 13:44
Track Rating: Soft 5, Weather: Fine, Rail Position: +8m



BRISBANE
RACING CLUB

Section	Overall	1000m	800m	600m	400m	200m								
Section Times	1:11.06 [3] (0:14.17)	0:56.89 [9] (0:10.92)	0:45.97 [9] (0:11.28)	0:34.69 [9] (0:11.43)	0:23.26 [9] (0:11.31)	0:11.95 [7] (0:11.95)								
Average Speed [km/h]	50.9	66.0	63.8	63.2	63.5	60.2								
Top Speed [km/h]	65.8	67.3	64.8	64.3	65.1	64.2								
Avg. Dist. to Rail [m]	3.5	0.4	0.3	0.2	1.5	0.7								
Avg. Stride Freq. [Hz]	2.3	2.5	2.4	2.3	2.3	2.3								
Avg. Stride Length [m]	6.1	7.4	7.5	7.5	7.6	7.4								





Horse/Jockey Name	Cryptic Sound
Final Rank	4
Fastest Section Time (Section)	0:11.20 (400m)
Top Speed [km/h] (Section)	65.9 (400m)
Race State	Finished

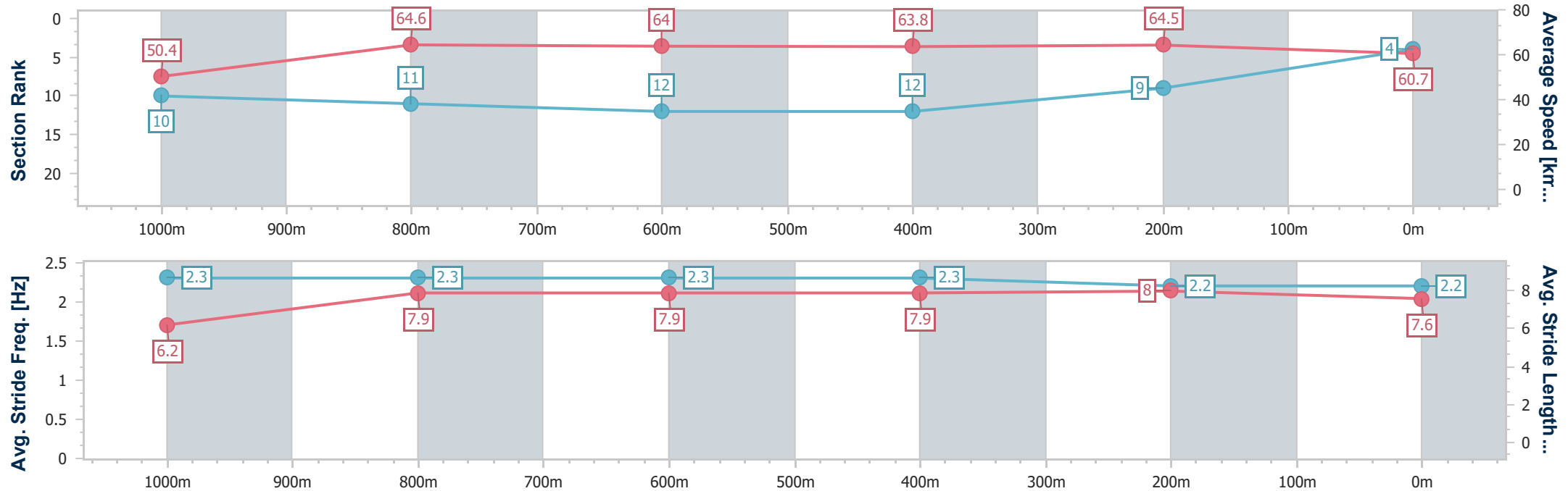


Doomben QLD Professional
Race 4: CASCADE QTIS Three-Year-Old Fillies Maiden Plate - 1200m
03 April 2024 - 13:44
Track Rating: Soft 5, Weather: Fine, Rail Position: +8m



BRISBANE
RACING CLUB

Section	Overall	1000m	800m	600m	400m	200m							
Section Times	1:11.19 [4] (0:14.35)	0:56.84 [10] (0:11.21)	0:45.63 [11] (0:11.28)	0:34.35 [12] (0:11.28)	0:23.07 [12] (0:11.20)	0:11.87 [9] (0:11.87)							
Average Speed [km/h]	50.4	64.6	64.0	63.8	64.5	60.7							
Top Speed [km/h]	65.8	65.6	65.3	65.2	65.9	62.5							
Avg. Dist. to Rail [m]	6.6	1.4	0.7	0.7	2.1	5.8							
Avg. Stride Freq. [Hz]	2.3	2.3	2.3	2.3	2.2	2.2							
Avg. Stride Length [m]	6.2	7.9	7.9	7.9	8.0	7.6							





Horse/Jockey Name	Kelanoa
Final Rank	5
Fastest Section Time (Section)	0:10.83 (1000m)
Top Speed [km/h] (Section)	69.2 (1000m)
Race State	Finished

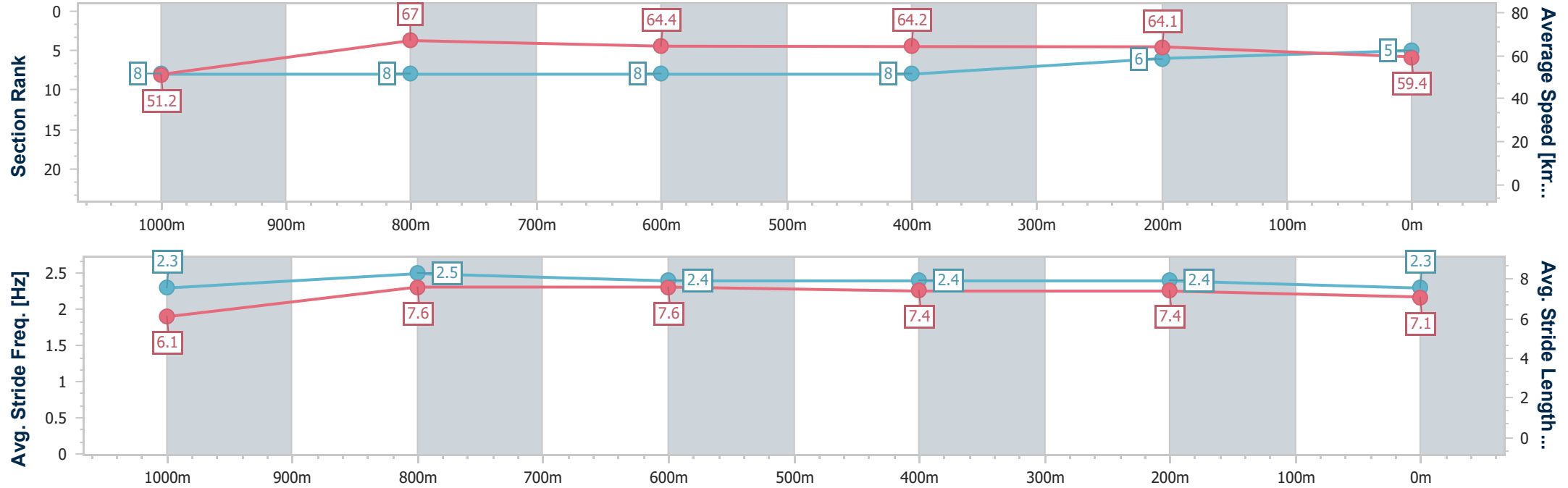


Doomben QLD Professional
Race 4: CASCADE QTIS Three-Year-Old Fillies Maiden Plate - 1200m
03 April 2024 - 13:44
Track Rating: Soft 5, Weather: Fine, Rail Position: +8m



BRISBANE
RACING CLUB

Section	Overall	1000m	800m	600m	400m	200m								
Section Times	1:11.21 [5] (0:14.12)	0:57.09 [8] (0:10.83)	0:46.26 [8] (0:11.32)	0:34.94 [8] (0:11.46)	0:23.48 [8] (0:11.35)	0:12.13 [6] (0:12.13)								
Average Speed [km/h]	51.2	67.0	64.4	64.2	64.1	59.4								
Top Speed [km/h]	68.2	69.2	65.9	65.9	65.3	62.5								
Avg. Dist. to Rail [m]	7.6	1.5	2.8	4.2	5.5	4.2								
Avg. Stride Freq. [Hz]	2.3	2.5	2.4	2.4	2.4	2.3								
Avg. Stride Length [m]	6.1	7.6	7.6	7.4	7.4	7.1								





Horse/Jockey Name	Rosefinch
Final Rank	6
Fastest Section Time (Section)	0:11.02 (1000m)
Top Speed [km/h] (Section)	66.7 (1000m)
Race State	Finished

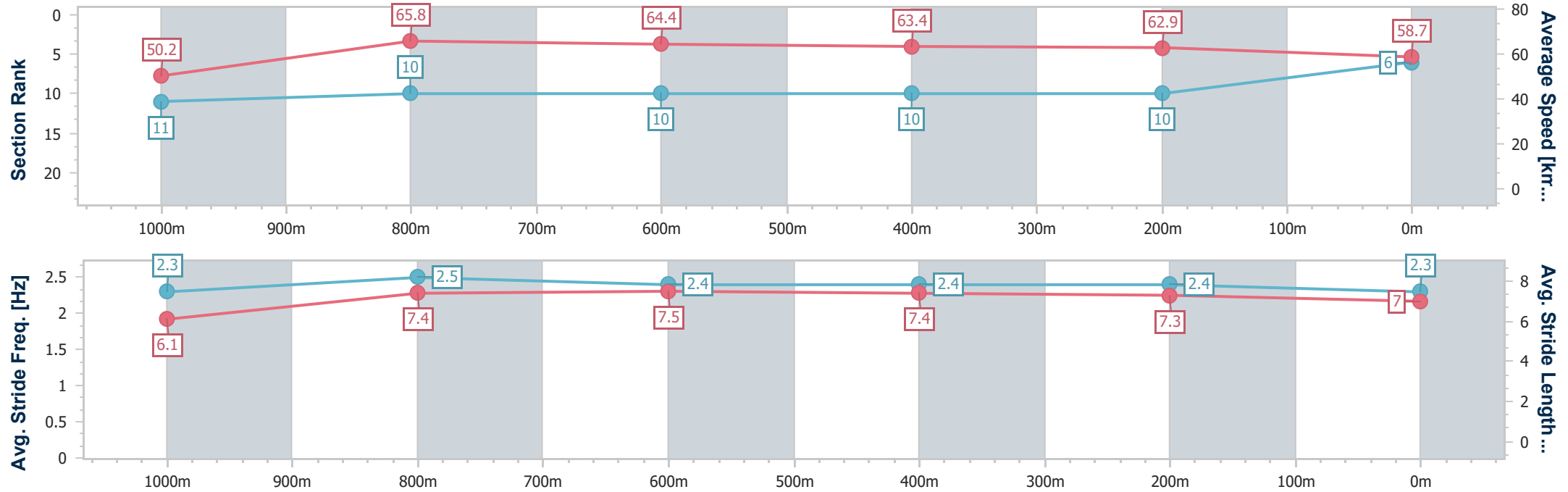


Doomben QLD Professional
Race 4: CASCADE QTIS Three-Year-Old Fillies Maiden Plate - 1200m
03 April 2024 - 13:44
Track Rating: Soft 5, Weather: Fine, Rail Position: +8m



BRISBANE
RACING CLUB

Section	Overall	1000m	800m	600m	400m	200m							
Section Times	1:11.64 [6] (0:14.35)	0:57.29 [11] (0:11.02)	0:46.27 [10] (0:11.27)	0:35.00 [10] (0:11.28)	0:23.72 [10] (0:11.42)	0:12.30 [10] (0:12.30)							
Average Speed [km/h]	50.2	65.8	64.4	63.4	62.9	58.7							
Top Speed [km/h]	65.3	66.7	65.7	63.9	63.9	62.6							
Avg. Dist. to Rail [m]	3.2	2.0	1.6	1.0	0.7	1.1							
Avg. Stride Freq. [Hz]	2.3	2.5	2.4	2.4	2.4	2.3							
Avg. Stride Length [m]	6.1	7.4	7.5	7.4	7.3	7.0							





Horse/Jockey Name	Very Swish
Final Rank	7
Fastest Section Time (Section)	0:11.06 (1000m)
Top Speed [km/h] (Section)	65.7 (1000m)
Race State	Finished

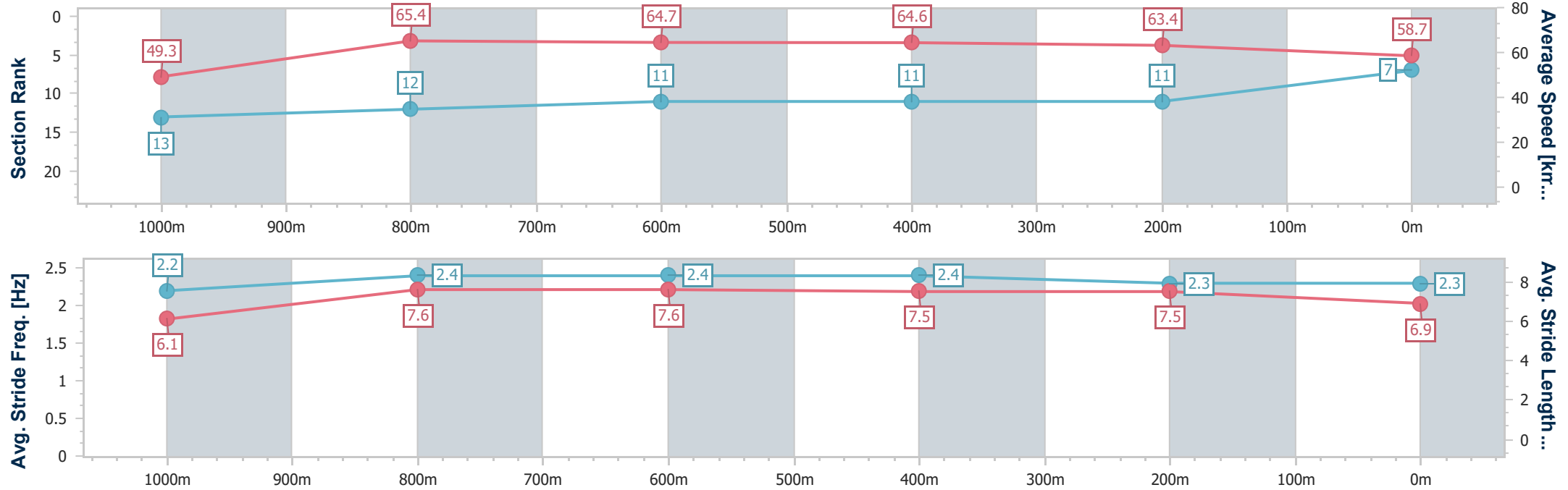


Doomben QLD Professional
Race 4: CASCADE QTIS Three-Year-Old Fillies Maiden Plate - 1200m
03 April 2024 - 13:44
Track Rating: Soft 5, Weather: Fine, Rail Position: +8m



BRISBANE
RACING CLUB

Section	Overall	1000m	800m	600m	400m	200m								
Section Times	1:11.65 [7] (0:14.64)	0:57.01 [13] (0:11.06)	0:45.95 [12] (0:11.14)	0:34.81 [11] (0:11.16)	0:23.65 [11] (0:11.38)	0:12.27 [11] (0:12.27)								
Average Speed [km/h]	49.3	65.4	64.7	64.6	63.4	58.7								
Top Speed [km/h]	64.0	65.7	65.2	65.1	64.3	62.8								
Avg. Dist. to Rail [m]	7.4	0.4	0.6	0.5	1.2	2.8								
Avg. Stride Freq. [Hz]	2.2	2.4	2.4	2.4	2.3	2.3								
Avg. Stride Length [m]	6.1	7.6	7.6	7.5	7.5	6.9								





Horse/Jockey Name	Inspirational Diva
Final Rank	8
Fastest Section Time (Section)	0:10.94 (1000m)
Top Speed [km/h] (Section)	68.8 (1000m)
Race State	Finished

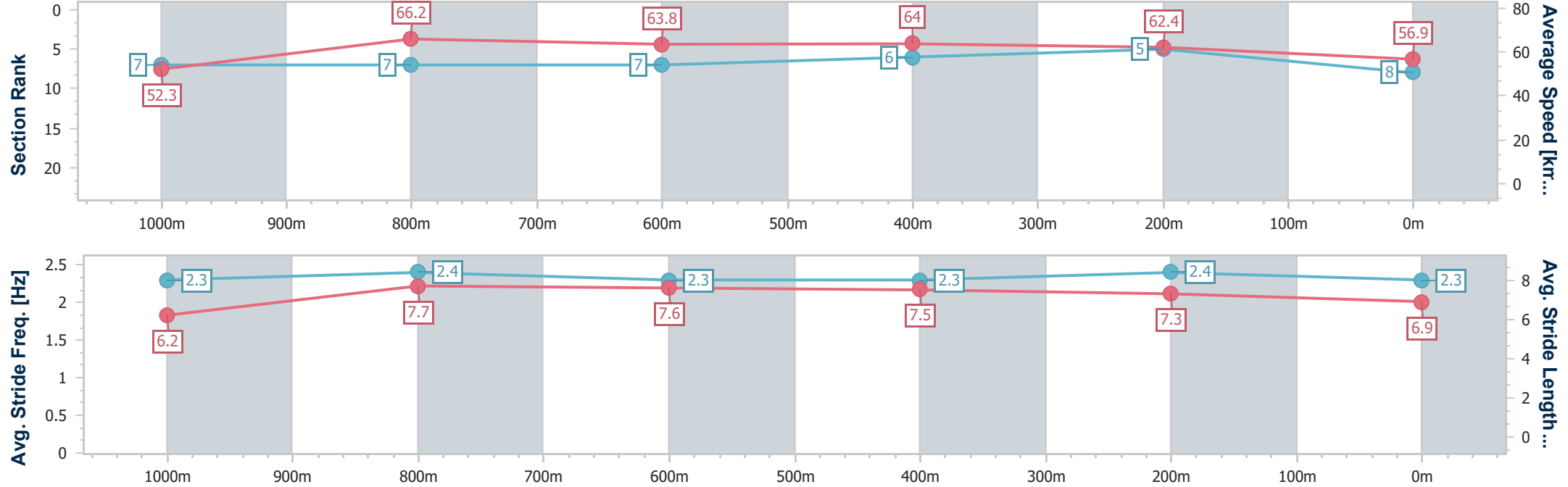


Doomben QLD Professional
Race 4: CASCADE QTIS Three-Year-Old Fillies Maiden Plate - 1200m
03 April 2024 - 13:44
Track Rating: Soft 5, Weather: Fine, Rail Position: +8m



BRISBANE
RACING CLUB

Section	Overall	1000m	800m	600m	400m	200m								
Section Times	1:11.75 [8] (0:13.76)	0:57.99 [7] (0:10.94)	0:47.05 [7] (0:11.35)	0:35.70 [7] (0:11.42)	0:24.28 [6] (0:11.60)	0:12.68 [5] (0:12.68)								
Average Speed [km/h]	52.3	66.2	63.8	64.0	62.4	56.9								
Top Speed [km/h]	68.2	68.8	65.4	64.9	64.3	60.9								
Avg. Dist. to Rail [m]	6.7	1.2	1.1	2.9	3.4	3.9								
Avg. Stride Freq. [Hz]	2.3	2.4	2.3	2.3	2.4	2.3								
Avg. Stride Length [m]	6.2	7.7	7.6	7.5	7.3	6.9								





Horse/Jockey Name	Rip Up Ruby
Final Rank	9
Fastest Section Time (Section)	0:10.84 (1000m)
Top Speed [km/h] (Section)	69.2 (1000m)
Race State	Finished

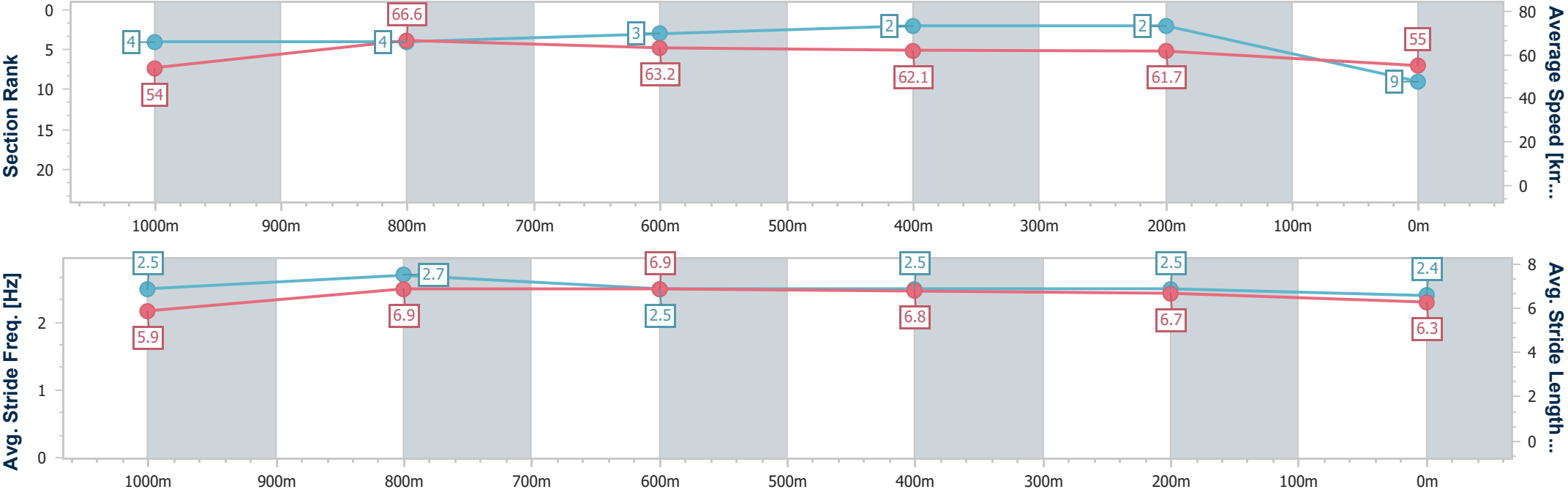


Doomben QLD Professional
Race 4: CASCADE QTIS Three-Year-Old Fillies Maiden Plate - 1200m
03 April 2024 - 13:44
Track Rating: Soft 5, Weather: Fine, Rail Position: +8m



BRISBANE
RACING CLUB

Section	Overall	1000m	800m	600m	400m	200m								
Section Times	1:11.80 [9] (0:13.33)	0:58.47 [4] (0:10.84)	0:47.63 [4] (0:11.38)	0:36.25 [3] (0:11.51)	0:24.74 [2] (0:11.66)	0:13.08 [2] (0:13.08)								
Average Speed [km/h]	54.0	66.6	63.2	62.1	61.7	55.0								
Top Speed [km/h]	68.5	69.2	65.8	63.6	63.5	61.1								
Avg. Dist. to Rail [m]	0.8	0.7	0.3	0.9	0.7	0.4								
Avg. Stride Freq. [Hz]	2.5	2.7	2.5	2.5	2.5	2.4								
Avg. Stride Length [m]	5.9	6.9	6.9	6.8	6.7	6.3								





Horse/Jockey Name	Kamariya
Final Rank	10
Fastest Section Time (Section)	0:10.89 (1000m)
Top Speed [km/h] (Section)	69.7 (1000m)
Race State	Finished

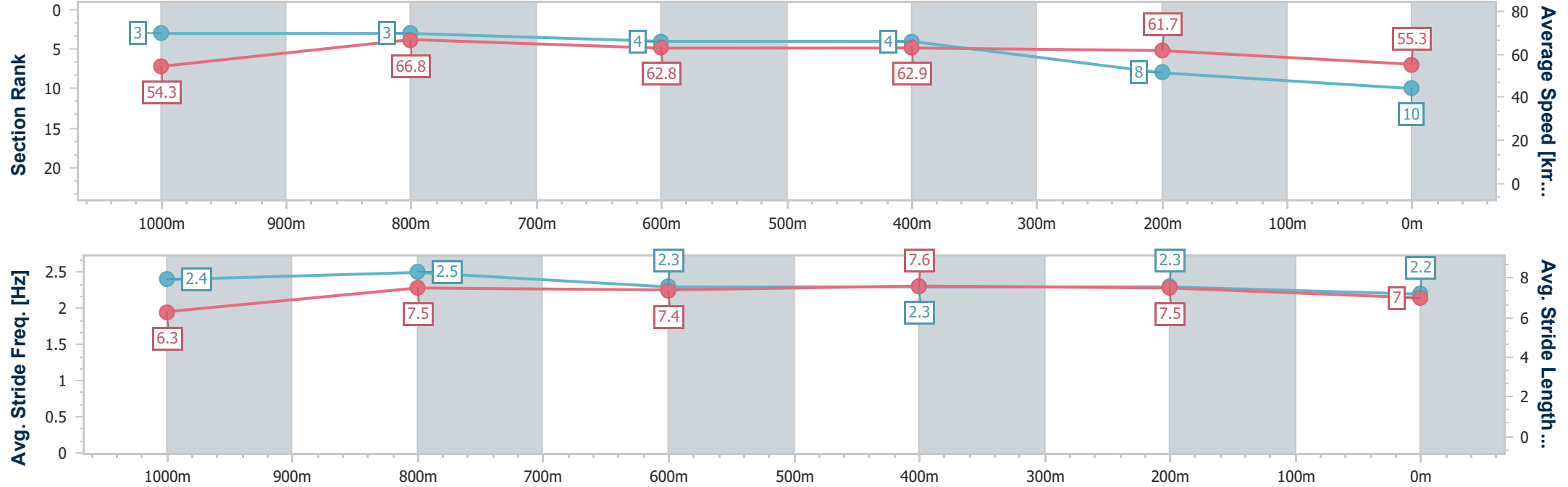


Doomben QLD Professional
Race 4: CASCADE QTIS Three-Year-Old Fillies Maiden Plate - 1200m
03 April 2024 - 13:44
Track Rating: Soft 5, Weather: Fine, Rail Position: +8m



BRISBANE
RACING CLUB

Section	Overall	1000m	800m	600m	400m	200m							
Section Times	1:12.16 [10] (0:13.25)	0:58.91 [3] (0:10.89)	0:48.02 [3] (0:11.64)	0:36.38 [4] (0:11.64)	0:24.74 [4] (0:11.76)	0:12.98 [8] (0:12.98)							
Average Speed [km/h]	54.3	66.8	62.8	62.9	61.7	55.3							
Top Speed [km/h]	69.0	69.7	65.4	63.6	63.0	59.6							
Avg. Dist. to Rail [m]	1.0	1.6	3.2	3.2	2.1	0.5							
Avg. Stride Freq. [Hz]	2.4	2.5	2.3	2.3	2.3	2.2							
Avg. Stride Length [m]	6.3	7.5	7.4	7.6	7.5	7.0							





Horse/Jockey Name	Margot's Bullseye
Final Rank	11
Fastest Section Time (Section)	0:10.69 (1000m)
Top Speed [km/h] (Section)	70.1 (1000m)
Race State	Finished

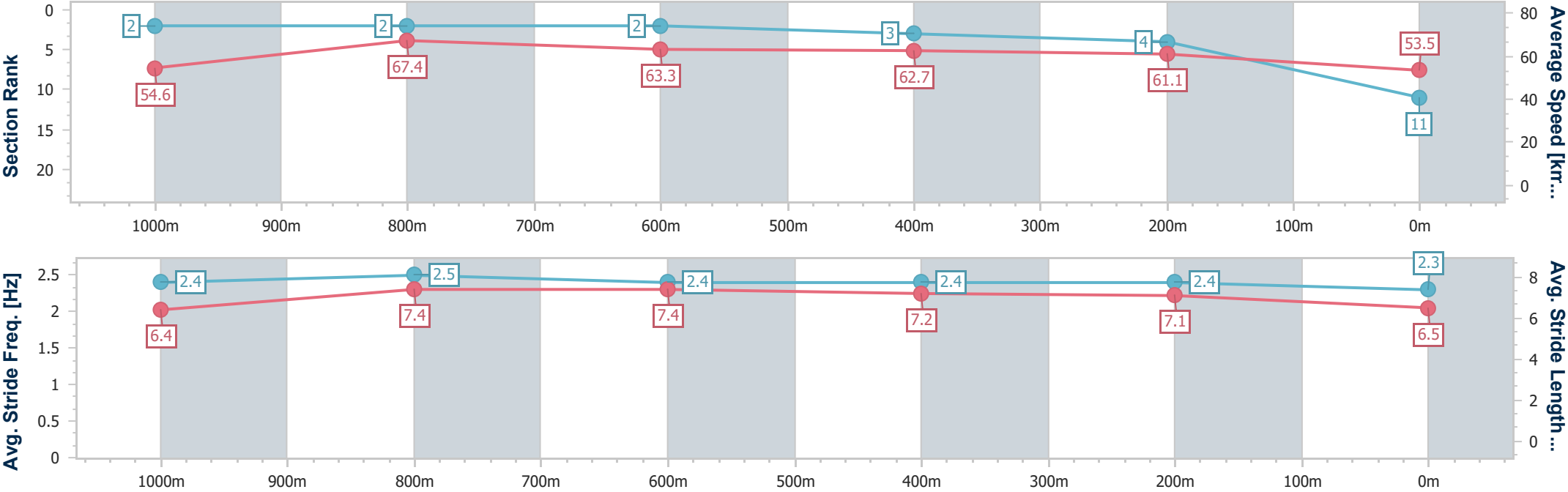


Doomben QLD Professional
Race 4: CASCADE QTIS Three-Year-Old Fillies Maiden Plate - 1200m
03 April 2024 - 13:44
Track Rating: Soft 5, Weather: Fine, Rail Position: +8m



BRISBANE
RACING CLUB

Section	Overall	1000m	800m	600m	400m	200m								
Section Times	1:12.34 [11] (0:13.24)	0:59.10 [2] (0:10.69)	0:48.41 [2] (0:11.52)	0:36.89 [2] (0:11.67)	0:25.22 [3] (0:11.77)	0:13.45 [4] (0:13.45)								
Average Speed [km/h]	54.6	67.4	63.3	62.7	61.1	53.5								
Top Speed [km/h]	70.1	70.1	65.2	64.1	64.1	57.7								
Avg. Dist. to Rail [m]	6.1	1.6	2.8	2.1	1.8	1.6								
Avg. Stride Freq. [Hz]	2.4	2.5	2.4	2.4	2.4	2.3								
Avg. Stride Length [m]	6.4	7.4	7.4	7.2	7.1	6.5								





Horse/Jockey Name	Home Creek
Final Rank	12
Fastest Section Time (Section)	0:11.00 (1000m)
Top Speed [km/h] (Section)	67.8 (1000m)
Race State	Finished

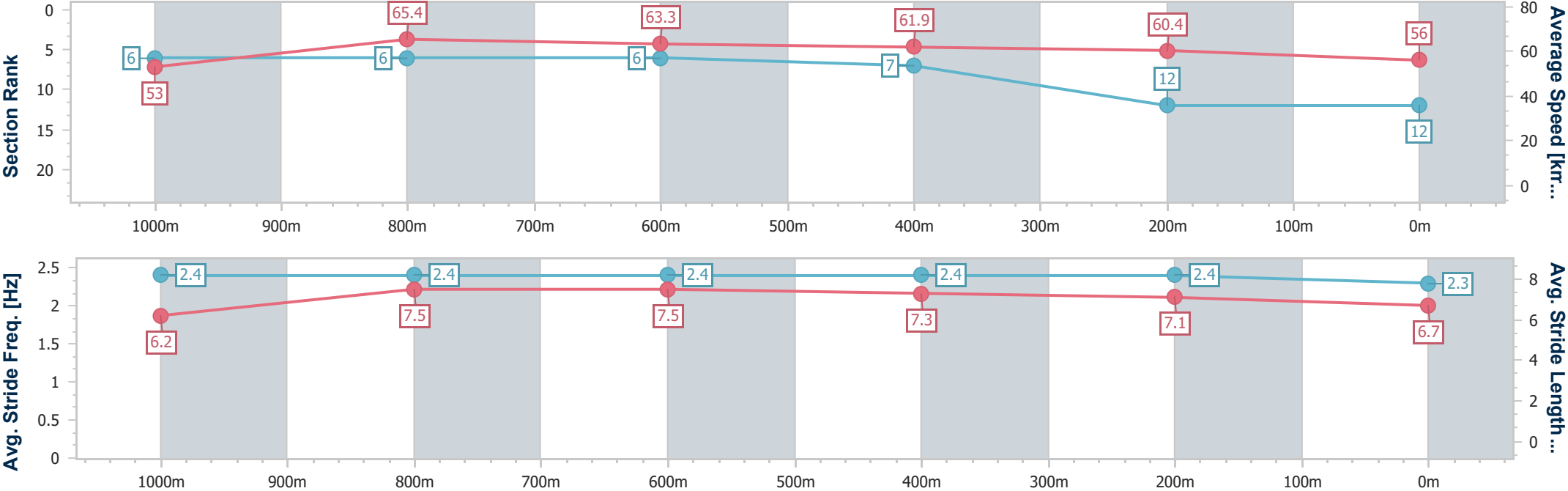


Doomben QLD Professional
Race 4: CASCADE QTIS Three-Year-Old Fillies Maiden Plate - 1200m
03 April 2024 - 13:44
Track Rating: Soft 5, Weather: Fine, Rail Position: +8m



BRISBANE
RACING CLUB

Section	Overall	1000m	800m	600m	400m	200m							
Section Times	1:12.39 [12] (0:13.57)	0:58.82 [6] (0:11.00)	0:47.82 [6] (0:11.43)	0:36.39 [6] (0:11.65)	0:24.74 [7] (0:11.87)	0:12.87 [12] (0:12.87)							
Average Speed [km/h]	53.0	65.4	63.3	61.9	60.4	56.0							
Top Speed [km/h]	66.8	67.8	64.1	62.8	61.8	59.3							
Avg. Dist. to Rail [m]	1.9	0.4	0.7	0.9	1.2	1.0							
Avg. Stride Freq. [Hz]	2.4	2.4	2.4	2.4	2.4	2.3							
Avg. Stride Length [m]	6.2	7.5	7.5	7.3	7.1	6.7							





Horse/Jockey Name	Kelly's Landing
Final Rank	13
Fastest Section Time (Section)	0:11.23 (1000m)
Top Speed [km/h] (Section)	67.3 (1000m)
Race State	Finished

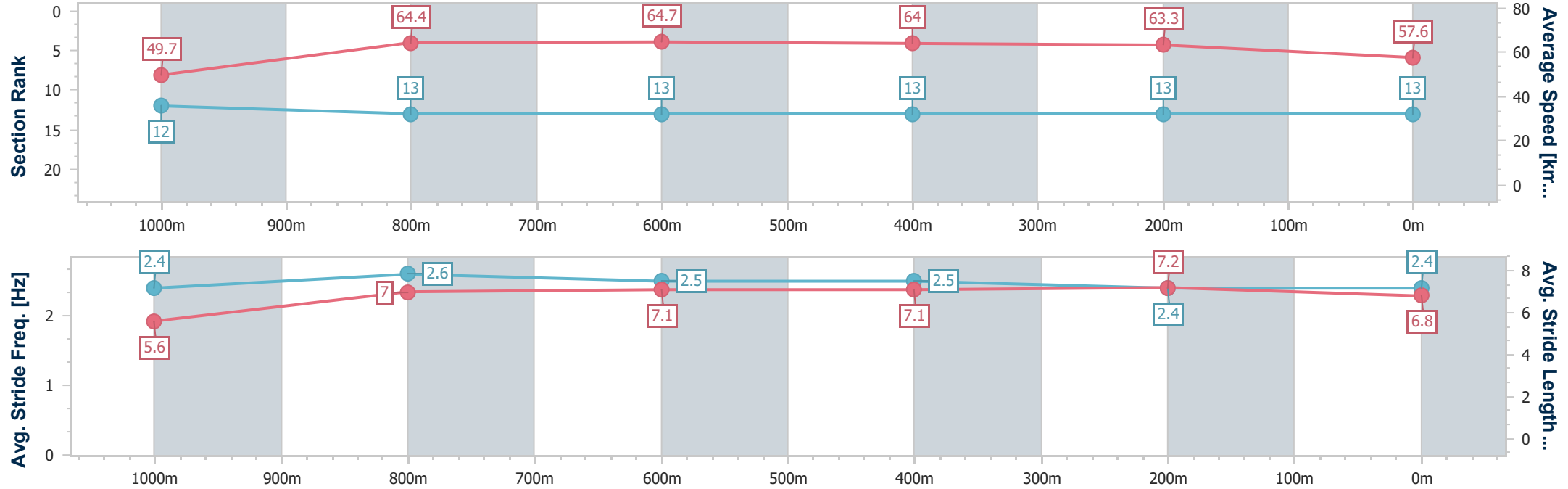


Doomben QLD Professional
Race 4: CASCADE QTIS Three-Year-Old Fillies Maiden Plate - 1200m
03 April 2024 - 13:44
Track Rating: Soft 5, Weather: Fine, Rail Position: +8m



BRISBANE
RACING CLUB

Section	Overall	1000m	800m	600m	400m	200m							
Section Times	1:12.46 [13] (0:14.56)	0:57.90 [12] (0:11.23)	0:46.67 [13] (0:11.27)	0:35.40 [13] (0:11.47)	0:23.93 [13] (0:11.46)	0:12.47 [13] (0:12.47)							
Average Speed [km/h]	49.7	64.4	64.7	64.0	63.3	57.6							
Top Speed [km/h]	65.8	67.3	66.2	66.1	63.8	62.7							
Avg. Dist. to Rail [m]	8.8	2.4	2.7	3.6	3.4	5.7							
Avg. Stride Freq. [Hz]	2.4	2.6	2.5	2.5	2.4	2.4							
Avg. Stride Length [m]	5.6	7.0	7.1	7.1	7.2	6.8							





Doomben QLD Professional
Race 5: SKY RACING Class 1 Plate - 1110m
03 April 2024 - 14:15



Track Rating: Soft 5, Weather: Fine, Rail Position: +8m

Section		Overall				1000m	800m	600m	400m	200m	Last 600m		
Field Times		1:04.56				0:56.14	0:45.51	0:34.60	0:23.23	0:11.81	0:34.60		
		(0:08.42)				(0:10.63)	(0:10.91)	(0:11.37)	(0:11.42)	(0:11.81)			
Rank	TAB Horse/Jockey	Barrier	Top Speed [km/h]	Fastest Section							Margin	Distance Travelled [m]	
1	9 TELLEZ	9	67.3	0:08.69	1:04.56 [1]	0:55.87 [8]	0:44.81 [7]	0:33.84 [6]	0:22.54 [6]	0:11.52 [5]	1:04.56	0:33.84	
	Jake Bayliss		800m	Overall	(0:08.69)	(0:11.06)	(0:10.97)	(0:11.30)	(0:11.02)	(0:11.52)			
2	1 A LOT OF BOOTY	1	67.9	0:08.47	1:04.97 [2]	0:56.50 [2]	0:45.70 [3]	0:34.55 [2]	0:23.28 [4]	0:12.08 [3]	0.41L	0:34.55	+3
	Cejay Graham		1000m	Overall	(0:08.47)	(0:10.80)	(0:11.15)	(0:11.27)	(0:11.20)	(0:12.08)			
3	17 LADY CHARTWELL	17	67.1	0:08.55	1:05.13 [3]	0:56.58 [3]	0:45.62 [4]	0:34.68 [4]	0:23.46 [3]	0:12.17 [4]	0.16L	0:34.68	-3
	Kyle Wilson-Taylor		800m	Overall	(0:08.55)	(0:10.96)	(0:10.94)	(0:11.22)	(0:11.29)	(0:12.17)			
4	7 IT'S RAINING AGAIN	7	70.2	0:08.55	1:05.17 [4]	0:56.62 [4]	0:46.12 [1]	0:35.21 [1]	0:23.84 [1]	0:12.42 [1]	0.04L	0:35.21	-1
	Melea Castle		1000m	Overall	(0:08.55)	(0:10.50)	(0:10.91)	(0:11.37)	(0:11.42)	(0:12.42)			
5	11 POLARISING	11	69.2	0:08.42	1:05.18 [5]	0:56.76 [1]	0:45.97 [2]	0:34.74 [3]	0:23.55 [2]	0:12.40 [2]	0.01L	0:34.74	+0
	Boris Thornton		1000m	Overall	(0:08.42)	(0:10.79)	(0:11.23)	(0:11.19)	(0:11.15)	(0:12.40)			
6	16 TWILIGHT ROCK	16	68.3	0:08.78	1:05.28 [6]	0:56.50 [10]	0:45.73 [5]	0:34.71 [5]	0:23.38 [5]	0:12.23 [6]	0.1L	0:34.71	+0
	Justin Huxtable		1000m	Overall	(0:08.78)	(0:10.77)	(0:11.02)	(0:11.33)	(0:11.15)	(0:12.23)			
7	3 HURTS SO GOOD	3	68.3	0:08.84	1:05.29 [7]	0:56.45 [11]	0:45.19 [13]	0:34.30 [9]	0:23.03 [9]	0:12.05 [7]	0.01L	0:34.30	+5
	Ryan Maloney		800m	Overall	(0:08.84)	(0:11.26)	(0:10.89)	(0:11.27)	(0:10.98)	(0:12.05)			
8	13 YEMEAN	13	67.5	0:08.97	1:05.32 [8]	0:56.35 [12]	0:45.29 [12]	0:34.27 [12]	0:22.98 [11]	0:11.81 [10]	0.03L	0:34.27	+1
	Robbie Dolan		800m	Overall	(0:08.97)	(0:11.06)	(0:11.02)	(0:11.29)	(0:11.17)	(0:11.81)			
9	5 BOOMING LAD	5	67.0	0:08.66	1:05.52 [9]	0:56.86 [7]	0:45.59 [11]	0:34.48 [11]	0:23.20 [10]	0:12.07 [9]	0.2L	0:34.48	+3
	Marnu Potgieter		400m	Overall	(0:08.66)	(0:11.27)	(0:11.11)	(0:11.28)	(0:11.13)	(0:12.07)			
10	15 I STOLE IT	15	67.9	0:08.70	1:05.62 [10]	0:56.92 [9]	0:46.01 [6]	0:34.89 [7]	0:23.59 [7]	0:12.34 [8]	0.1L	0:34.89	+3
	Jag Guthmann-Chester		1000m	Overall	(0:08.70)	(0:10.91)	(0:11.12)	(0:11.30)	(0:11.25)	(0:12.34)			

Scratched: Boom Boom Bella (#19), Emily Ninetynine (#22), Cardone (#2), Torque About Magic (#12), Ciccone (#14), Cannon Hill (#21), Hell And Back (#6), Neara Reward (#20), Brasco (#18)

Report Created: Thu 4 April 2024 12:06 GMT+10 (Note: Timing is based on position data)

Page 1/15

[] Ranking at each section and finish
-:-:- No data available at this section
NA No data available

SCN Saddle cloth number
DNF Did not finish
DNT Did not track

data processed by  TRIPLESDATA



Doomben QLD Professional
Race 5: SKY RACING Class 1 Plate - 1110m
03 April 2024 - 14:15



Track Rating: Soft 5, Weather: Fine, Rail Position: +8m

Section						Overall	1000m	800m	600m	400m	200m	Last 600m		
Field Times						1:04.56 (0:08.42)	0:56.14 (0:10.63)	0:45.51 (0:10.91)	0:34.60 (0:11.37)	0:23.23 (0:11.42)	0:11.81 (0:11.81)	0:34.60		
Rank	TAB	Horse/Jockey	Barrier	Top Speed [km/h]	Fastest Section							Margin	Distance Travelled [m]	
11	10	EASTERLY	10	68.7	0:09.00	1:05.71 [11]	0:56.71 [13]	0:45.92 [9]	0:34.95 [8]	0:23.66 [8]	0:12.19 [11]	0.09L	0:34.95	-4
		Angela Jones		1000m	Overall	(0:09.00)	(0:10.79)	(0:10.97)	(0:11.29)	(0:11.47)	(0:12.19)			
12	4	LUBRICATION	4	67.2	0:08.62	1:05.71 [12]	0:57.09 [5]	0:45.82 [10]	0:34.60 [13]	0:23.13 [13]	0:12.09 [12]	0L	0:34.60	+5
		James Orman		400m	Overall	(0:08.62)	(0:11.27)	(0:11.22)	(0:11.47)	(0:11.04)	(0:12.09)			
13	8	OUTWITTED	8	67.2	0:08.62	1:07.39 [13]	0:58.77 [6]	0:47.63 [8]	0:36.40 [9]	0:24.98 [12]	0:13.38 [13]	1.68L	0:36.40	+6
		Damien Thornton		1000m	Overall	(0:08.62)	(0:11.14)	(0:11.23)	(0:11.42)	(0:11.60)	(0:13.38)			

Scratched: Boom Boom Bella (#19), Emily Ninetynine (#22), Cardone (#2), Torque About Magic (#12), Ciccone (#14), Cannon Hill (#21), Hell And Back (#6), Neara Reward (#20), Brasco (#18)



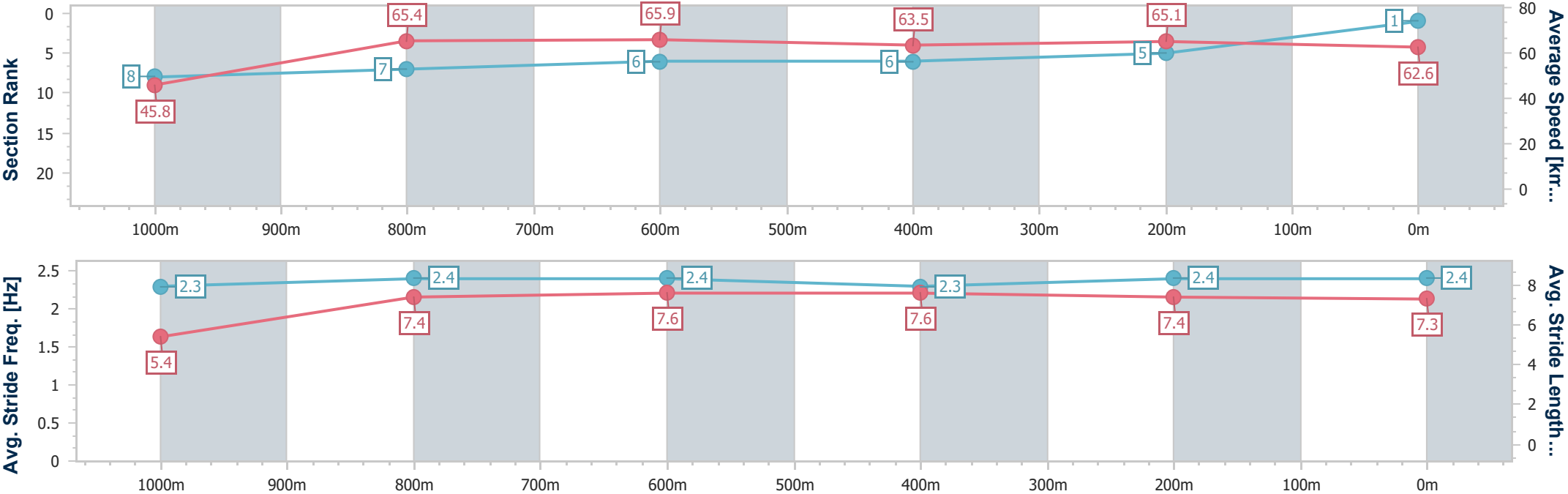
Horse/Jockey Name	Tellez
Final Rank	1
Fastest Section Time (Section)	0:08.69 (Overall)
Top Speed [km/h] (Section)	67.3 (800m)
Race State	Finished



Doomben QLD Professional
Race 5: SKY RACING Class 1 Plate - 1110m
03 April 2024 - 14:15
Track Rating: Soft 5, Weather: Fine, Rail Position: +8m



Section	Overall	1000m	800m	600m	400m	200m								
Section Times	1:04.56 [1] (0:08.69)	0:55.87 [8] (0:11.06)	0:44.81 [7] (0:10.97)	0:33.84 [6] (0:11.30)	0:22.54 [6] (0:11.02)	0:11.52 [5]								
Average Speed [km/h]	45.8	65.4	65.9	63.5	65.1	62.6								
Top Speed [km/h]	63.2	66.2	67.3	65.0	66.4	66.3								
Avg. Dist. to Rail [m]	4.0	1.8	0.2	0.3	0.9	0.6								
Avg. Stride Freq. [Hz]	2.3	2.4	2.4	2.3	2.4	2.4								
Avg. Stride Length [m]	5.4	7.4	7.6	7.6	7.4	7.3								



[] Ranking at each section and finish
-.-.- No data available at this section
NA No data available



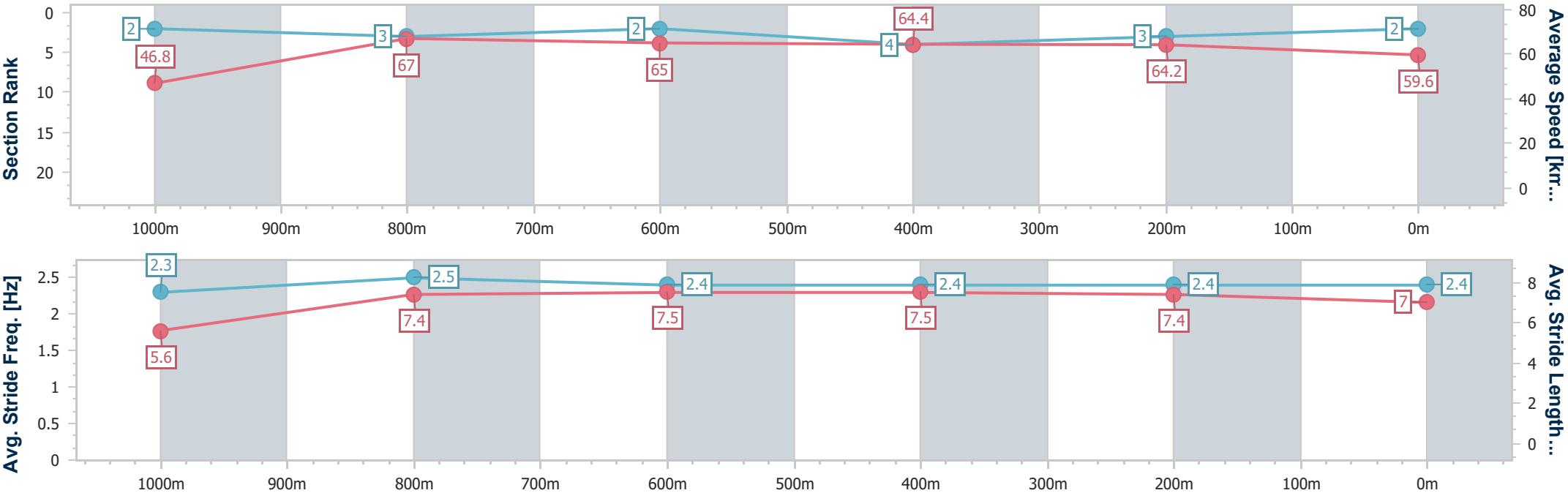
Horse/Jockey Name	A Lot Of Booty
Final Rank	2
Fastest Section Time (Section)	0:08.47 (Overall)
Top Speed [km/h] (Section)	67.9 (1000m)
Race State	Finished



Doomben QLD Professional
Race 5: SKY RACING Class 1 Plate - 1110m
03 April 2024 - 14:15
Track Rating: Soft 5, Weather: Fine, Rail Position: +8m



Section	Overall	1000m	800m	600m	400m	200m								
Section Times	1:04.97 [2] (0:08.47)	0:56.50 [2] (0:10.80)	0:45.70 [3] (0:11.15)	0:34.55 [2] (0:11.27)	0:23.28 [4] (0:11.20)	0:12.08 [3] (0:12.08)								
Average Speed [km/h]	46.8	67.0	65.0	64.4	64.2	59.6								
Top Speed [km/h]	64.7	67.9	66.9	66.1	65.5	63.3								
Avg. Dist. to Rail [m]	3.5	1.7	1.8	1.3	0.2	0.5								
Avg. Stride Freq. [Hz]	2.3	2.5	2.4	2.4	2.4	2.4								
Avg. Stride Length [m]	5.6	7.4	7.5	7.5	7.4	7.0								





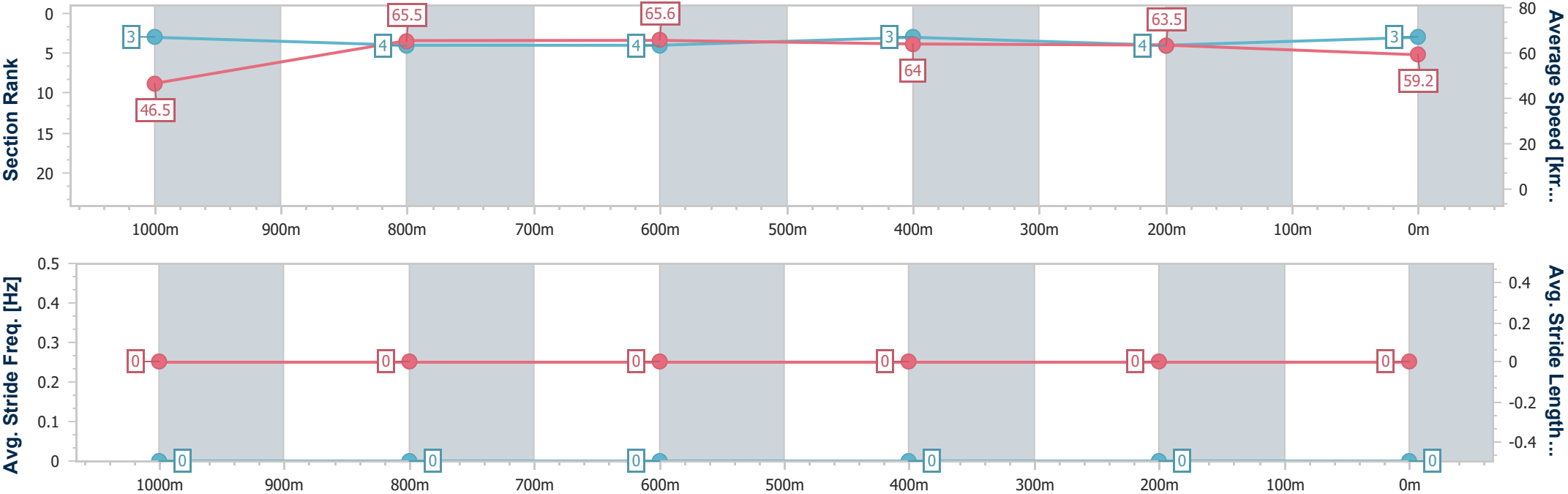
Horse/Jockey Name	Lady Chartwell
Final Rank	3
Fastest Section Time (Section)	0:08.55 (Overall)
Top Speed [km/h] (Section)	67.1 (800m)
Race State	Finished



Doomben QLD Professional
Race 5: SKY RACING Class 1 Plate - 1110m
03 April 2024 - 14:15
Track Rating: Soft 5, Weather: Fine, Rail Position: +8m



Section	Overall	1000m	800m	600m	400m	200m							
Section Times	1:05.13 [3] (0:08.55)	0:56.58 [3] (0:10.96)	0:45.62 [4] (0:10.94)	0:34.68 [4] (0:11.22)	0:23.46 [3] (0:11.29)	0:12.17 [4] (0:12.17)							
Average Speed [km/h]	46.5	65.5	65.6	64.0	63.5	59.2							
Top Speed [km/h]	65.0	66.7	67.1	65.0	64.2	62.8							
Avg. Dist. to Rail [m]	0.9	0.3	0.4	0.6	1.8	1.6							
Avg. Stride Freq. [Hz]	--	--	--	--	--	--							
Avg. Stride Length [m]	--	--	--	--	--	--							





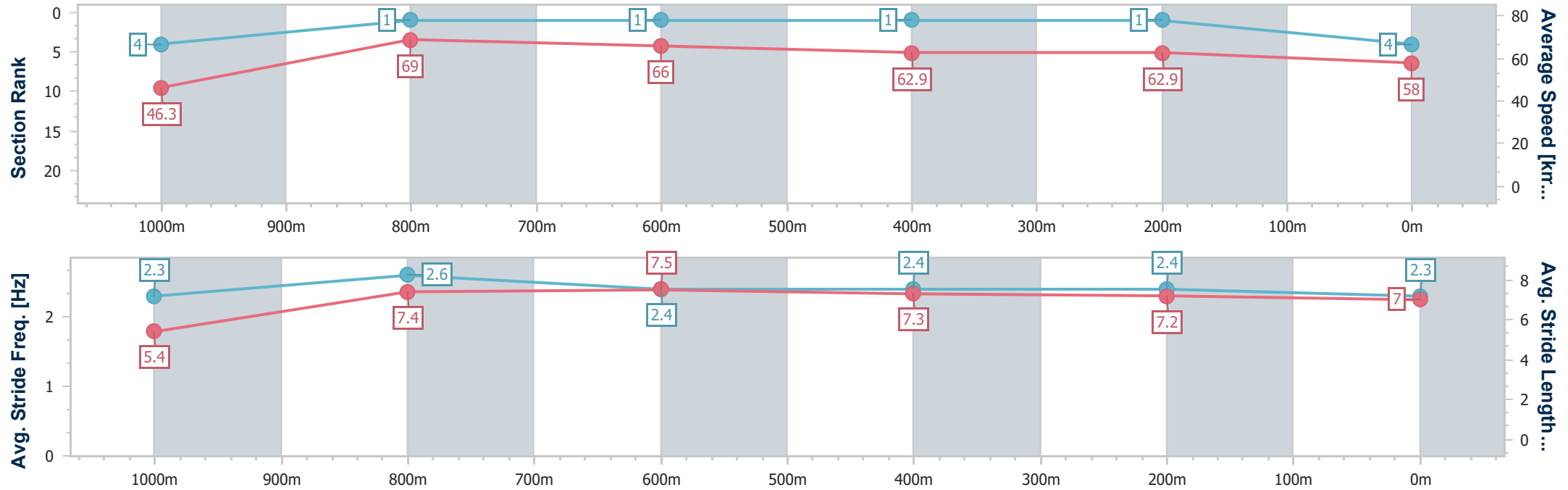
Horse/Jockey Name	It's Raining Again
Final Rank	4
Fastest Section Time (Section)	0:08.55 (Overall)
Top Speed [km/h] (Section)	70.2 (1000m)
Race State	Finished



Doomben QLD Professional
Race 5: SKY RACING Class 1 Plate - 1110m
03 April 2024 - 14:15
Track Rating: Soft 5, Weather: Fine, Rail Position: +8m



Section	Overall	1000m	800m	600m	400m	200m							
Section Times	1:05.17 [4] (0:08.55)	0:56.62 [4] (0:10.50)	0:46.12 [1] (0:10.91)	0:35.21 [1] (0:11.37)	0:23.84 [1] (0:11.42)	0:12.42 [1] (0:12.42)							
Average Speed [km/h]	46.3	69.0	66.0	62.9	62.9	58.0							
Top Speed [km/h]	67.3	70.2	68.5	64.7	63.5	62.2							
Avg. Dist. to Rail [m]	6.2	3.0	0.5	0.9	1.9	2.7							
Avg. Stride Freq. [Hz]	2.3	2.6	2.4	2.4	2.4	2.3							
Avg. Stride Length [m]	5.4	7.4	7.5	7.3	7.2	7.0							



[] Ranking at each section and finish
-.-.- No data available at this section
NA No data available



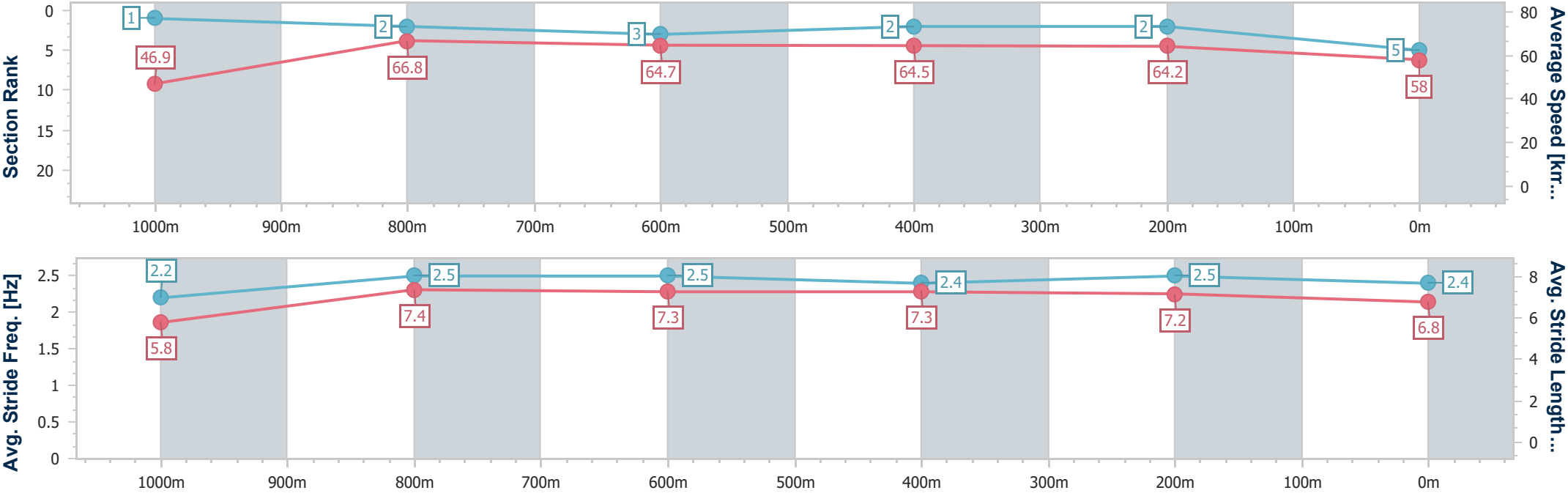
Horse/Jockey Name	Polarising
Final Rank	5
Fastest Section Time (Section)	0:08.42 (Overall)
Top Speed [km/h] (Section)	69.2 (1000m)
Race State	Finished



Doomben QLD Professional
Race 5: SKY RACING Class 1 Plate - 1110m
03 April 2024 - 14:15
Track Rating: Soft 5, Weather: Fine, Rail Position: +8m



Section	Overall	1000m	800m	600m	400m	200m								
Section Times	1:05.18 [5] (0:08.42)	0:56.76 [1] (0:10.79)	0:45.97 [2] (0:11.23)	0:34.74 [3] (0:11.19)	0:23.55 [2] (0:11.15)	0:12.40 [2] (0:12.40)								
Average Speed [km/h]	46.9	66.8	64.7	64.5	64.2	58.0								
Top Speed [km/h]	65.1	69.2	66.3	66.6	66.3	62.4								
Avg. Dist. to Rail [m]	2.2	1.1	1.7	1.1	2.0	1.6								
Avg. Stride Freq. [Hz]	2.2	2.5	2.5	2.4	2.5	2.4								
Avg. Stride Length [m]	5.8	7.4	7.3	7.3	7.2	6.8								





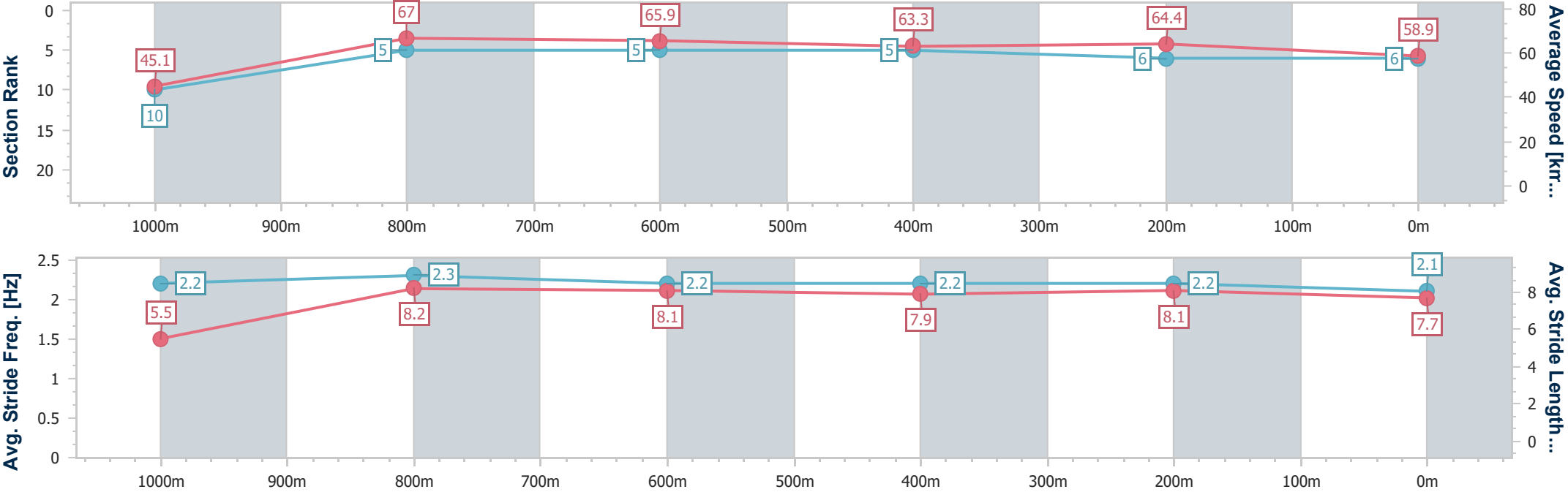
Horse/Jockey Name	Twilight Rock
Final Rank	6
Fastest Section Time (Section)	0:08.78 (Overall)
Top Speed [km/h] (Section)	68.3 (1000m)
Race State	Finished



Doomben QLD Professional
Race 5: SKY RACING Class 1 Plate - 1110m
03 April 2024 - 14:15
Track Rating: Soft 5, Weather: Fine, Rail Position: +8m



Section	Overall	1000m	800m	600m	400m	200m							
Section Times	1:05.28 [6] (0:08.78)	0:56.50 [10] (0:10.77)	0:45.73 [5] (0:11.02)	0:34.71 [5] (0:11.33)	0:23.38 [5] (0:11.15)	0:12.23 [6] (0:12.23)							
Average Speed [km/h]	45.1	67.0	65.9	63.3	64.4	58.9							
Top Speed [km/h]	66.0	68.3	68.0	65.2	66.2	63.6							
Avg. Dist. to Rail [m]	2.2	1.6	1.2	0.5	0.9	0.4							
Avg. Stride Freq. [Hz]	2.2	2.3	2.2	2.2	2.2	2.1							
Avg. Stride Length [m]	5.5	8.2	8.1	7.9	8.1	7.7							





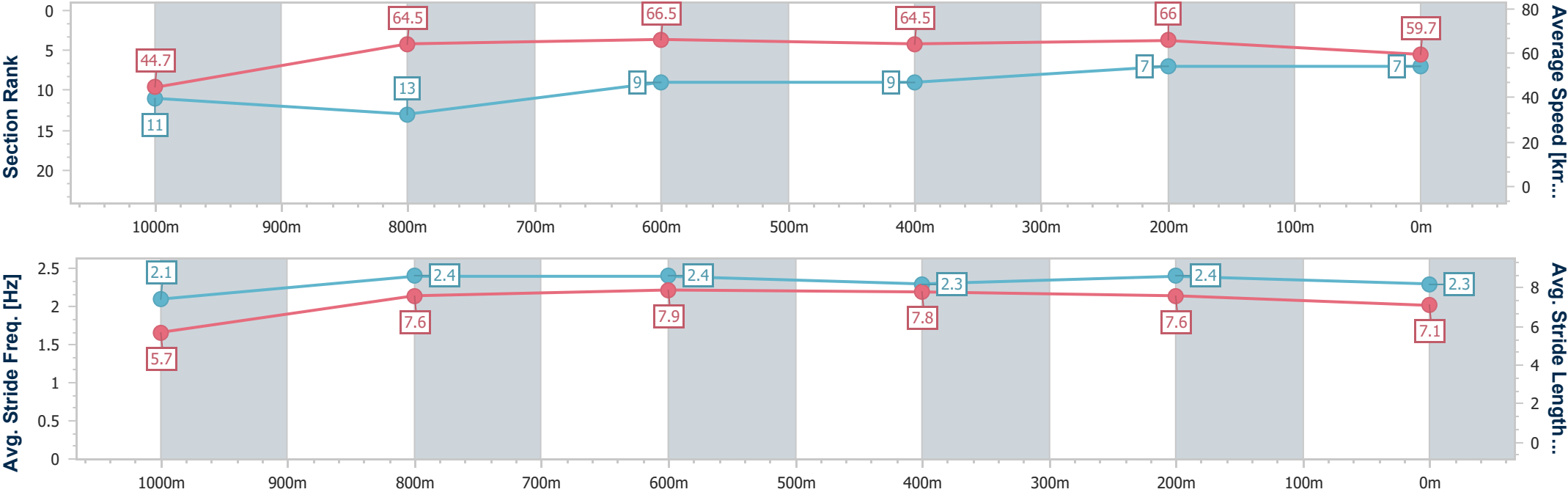
Horse/Jockey Name	Hurts So Good
Final Rank	7
Fastest Section Time (Section)	0:08.84 (Overall)
Top Speed [km/h] (Section)	68.3 (800m)
Race State	Finished



Doomben QLD Professional
Race 5: SKY RACING Class 1 Plate - 1110m
03 April 2024 - 14:15
Track Rating: Soft 5, Weather: Fine, Rail Position: +8m



Section	Overall	1000m	800m	600m	400m	200m							
Section Times	1:05.29 [7] (0:08.84)	0:56.45 [11] (0:11.26)	0:45.19 [13] (0:10.89)	0:34.30 [9] (0:11.27)	0:23.03 [9] (0:10.98)	0:12.05 [7] (0:12.05)							
Average Speed [km/h]	44.7	64.5	66.5	64.5	66.0	59.7							
Top Speed [km/h]	60.1	67.4	68.3	65.5	67.5	64.1							
Avg. Dist. to Rail [m]	9.5	3.1	1.7	1.5	3.9	3.4							
Avg. Stride Freq. [Hz]	2.1	2.4	2.4	2.3	2.4	2.3							
Avg. Stride Length [m]	5.7	7.6	7.9	7.8	7.6	7.1							





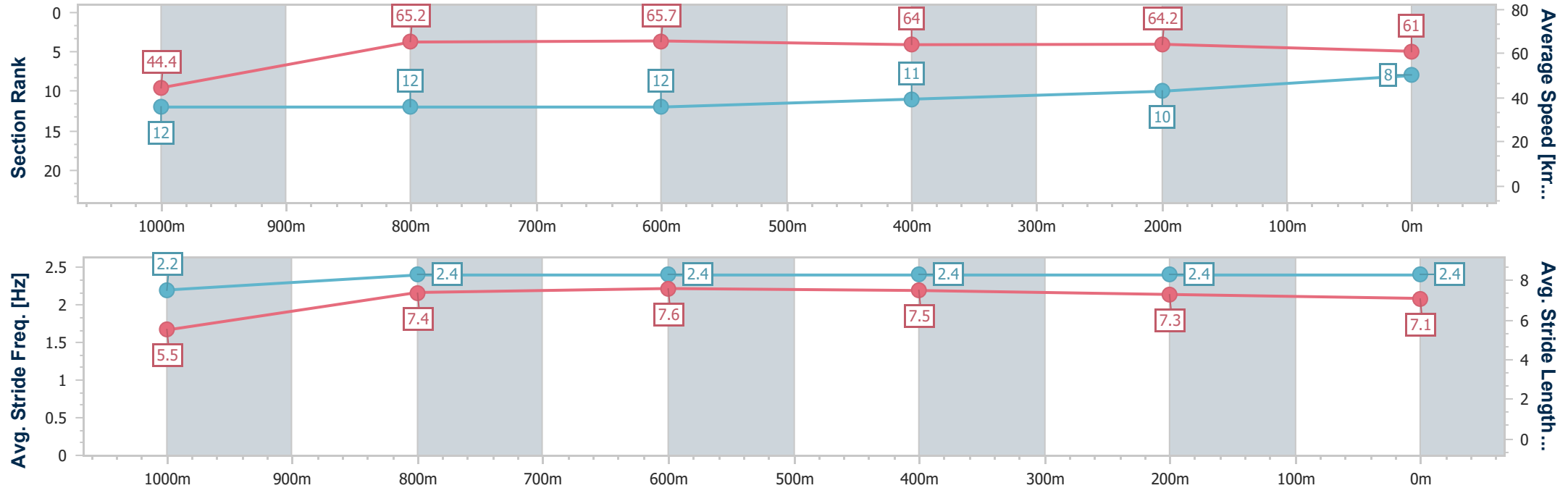
Horse/Jockey Name	Yemean
Final Rank	8
Fastest Section Time (Section)	0:08.97 (Overall)
Top Speed [km/h] (Section)	67.5 (800m)
Race State	Finished



Doomben QLD Professional
Race 5: SKY RACING Class 1 Plate - 1110m
03 April 2024 - 14:15
Track Rating: Soft 5, Weather: Fine, Rail Position: +8m



Section	Overall	1000m	800m	600m	400m	200m							
Section Times	1:05.32 [8] (0:08.97)	0:56.35 [12] (0:11.06)	0:45.29 [12] (0:11.02)	0:34.27 [12] (0:11.29)	0:22.98 [11] (0:11.17)	0:11.81 [10] (0:11.81)							
Average Speed [km/h]	44.4	65.2	65.7	64.0	64.2	61.0							
Top Speed [km/h]	62.3	67.0	67.5	65.7	66.2	66.2							
Avg. Dist. to Rail [m]	9.3	1.5	1.0	0.7	1.2	2.1							
Avg. Stride Freq. [Hz]	2.2	2.4	2.4	2.4	2.4	2.4							
Avg. Stride Length [m]	5.5	7.4	7.6	7.5	7.3	7.1							





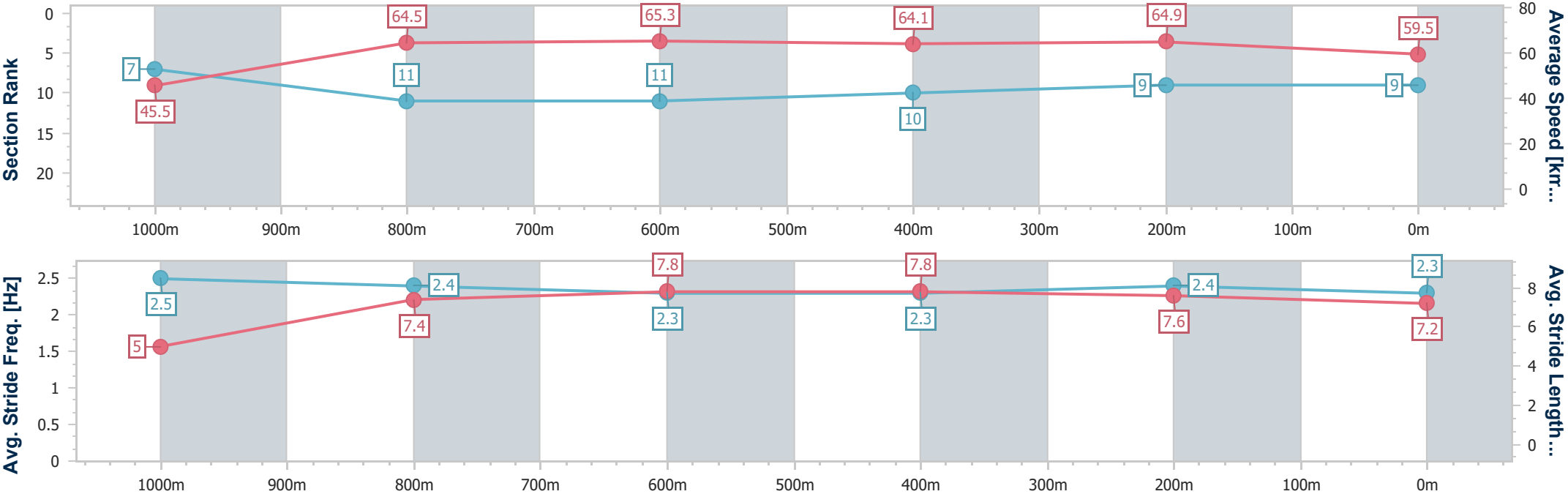
Horse/Jockey Name	Booming Lad
Final Rank	9
Fastest Section Time (Section)	0:08.66 (Overall)
Top Speed [km/h] (Section)	67.0 (400m)
Race State	Finished



Doomben QLD Professional
Race 5: SKY RACING Class 1 Plate - 1110m
03 April 2024 - 14:15
Track Rating: Soft 5, Weather: Fine, Rail Position: +8m



Section	Overall	1000m	800m	600m	400m	200m								
Section Times	1:05.52 [9] (0:08.66)	0:56.86 [7] (0:11.27)	0:45.59 [11] (0:11.11)	0:34.48 [11] (0:11.28)	0:23.20 [10] (0:11.13)	0:12.07 [9] (0:12.07)								
Average Speed [km/h]	45.5	64.5	65.3	64.1	64.9	59.5								
Top Speed [km/h]	62.5	66.5	66.5	65.8	67.0	63.3								
Avg. Dist. to Rail [m]	9.8	4.8	1.4	0.9	2.1	2.5								
Avg. Stride Freq. [Hz]	2.5	2.4	2.3	2.3	2.4	2.3								
Avg. Stride Length [m]	5.0	7.4	7.8	7.8	7.6	7.2								





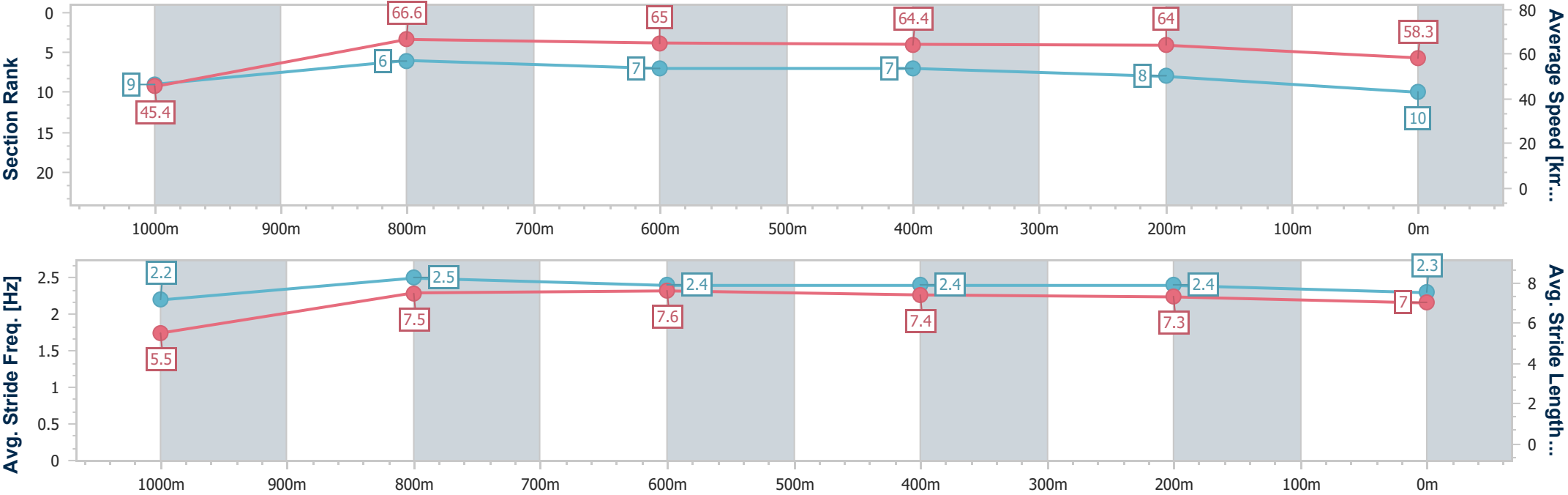
Horse/Jockey Name	I Stole It
Final Rank	10
Fastest Section Time (Section)	0:08.70 (Overall)
Top Speed [km/h] (Section)	67.9 (1000m)
Race State	Finished



Doomben QLD Professional
Race 5: SKY RACING Class 1 Plate - 1110m
03 April 2024 - 14:15
Track Rating: Soft 5, Weather: Fine, Rail Position: +8m



Section	Overall	1000m	800m	600m	400m	200m							
Section Times	1:05.62 [10] (0:08.70)	0:56.92 [9] (0:10.91)	0:46.01 [6] (0:11.12)	0:34.89 [7] (0:11.30)	0:23.59 [7] (0:11.25)	0:12.34 [8] (0:12.34)							
Average Speed [km/h]	45.4	66.6	65.0	64.4	64.0	58.3							
Top Speed [km/h]	63.0	67.9	66.0	65.4	64.8	62.3							
Avg. Dist. to Rail [m]	7.0	2.9	1.6	1.0	0.9	0.9							
Avg. Stride Freq. [Hz]	2.2	2.5	2.4	2.4	2.4	2.3							
Avg. Stride Length [m]	5.5	7.5	7.6	7.4	7.3	7.0							





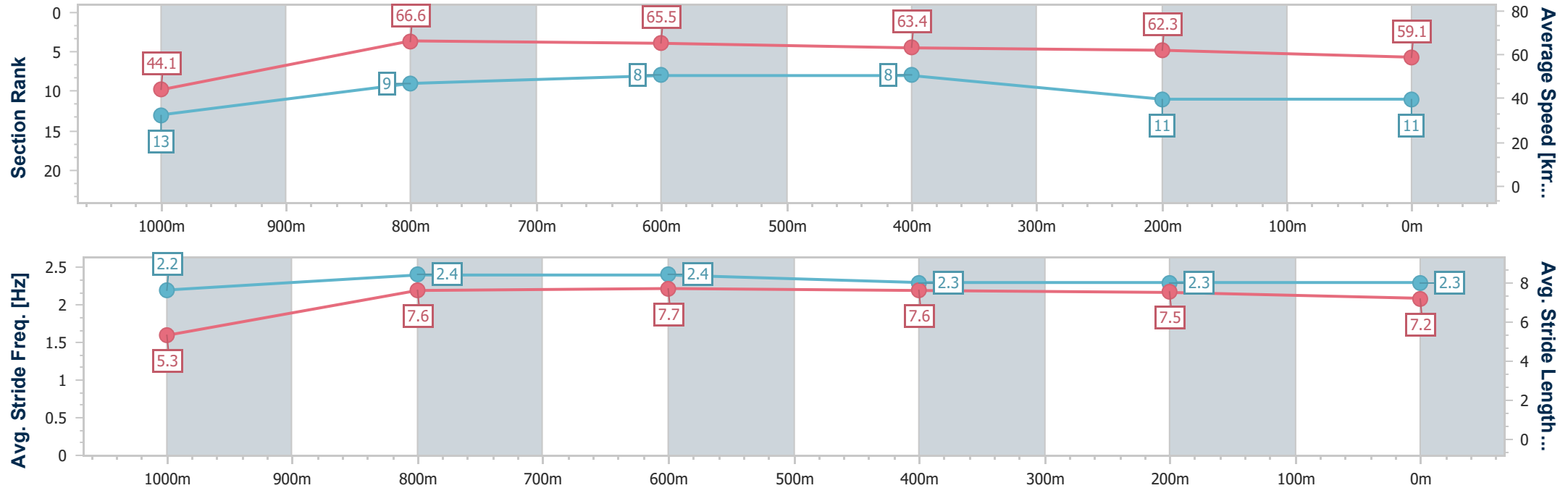
Horse/Jockey Name	Easterly
Final Rank	11
Fastest Section Time (Section)	0:09.00 (Overall)
Top Speed [km/h] (Section)	68.7 (1000m)
Race State	Finished



Doomben QLD Professional
Race 5: SKY RACING Class 1 Plate - 1110m
03 April 2024 - 14:15
Track Rating: Soft 5, Weather: Fine, Rail Position: +8m



Section	Overall	1000m	800m	600m	400m	200m							
Section Times	1:05.71 [11] (0:09.00)	0:56.71 [13] (0:10.79)	0:45.92 [9] (0:10.97)	0:34.95 [8] (0:11.29)	0:23.66 [8] (0:11.47)	0:12.19 [11] (0:12.19)							
Average Speed [km/h]	44.1	66.6	65.5	63.4	62.3	59.1							
Top Speed [km/h]	64.9	68.7	66.6	64.9	63.4	61.6							
Avg. Dist. to Rail [m]	3.2	0.3	0.7	1.3	2.5	2.3							
Avg. Stride Freq. [Hz]	2.2	2.4	2.4	2.3	2.3	2.3							
Avg. Stride Length [m]	5.3	7.6	7.7	7.6	7.5	7.2							





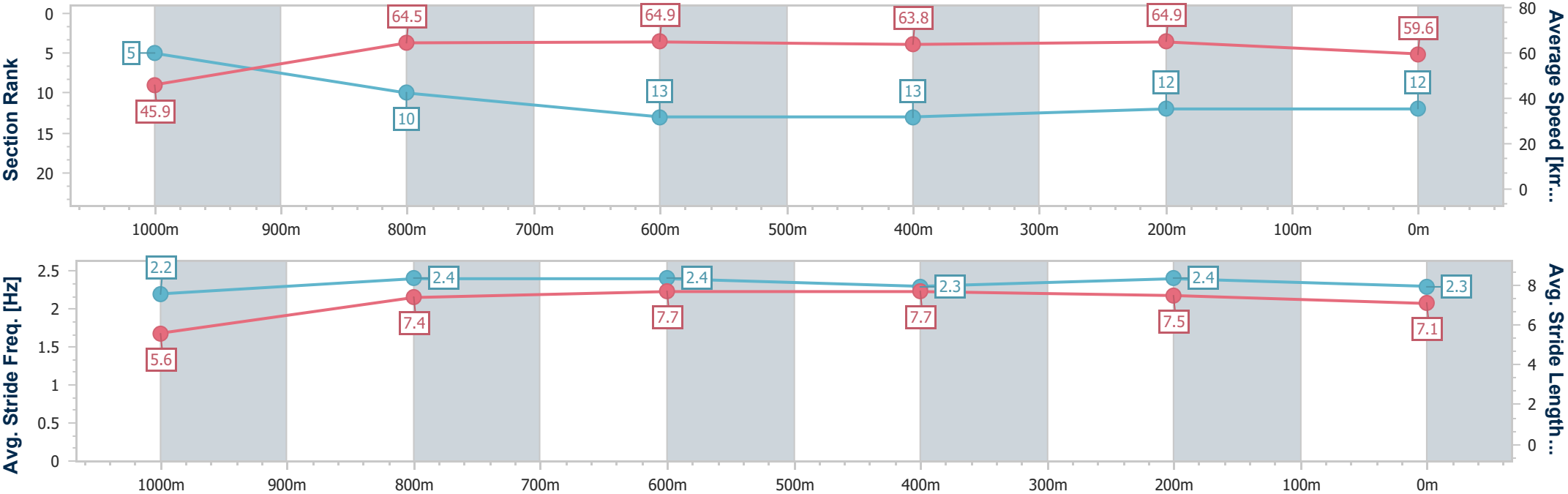
Horse/Jockey Name	Lubrication
Final Rank	12
Fastest Section Time (Section)	0:08.62 (Overall)
Top Speed [km/h] (Section)	67.2 (400m)
Race State	Finished



Doomben QLD Professional
Race 5: SKY RACING Class 1 Plate - 1110m
03 April 2024 - 14:15
Track Rating: Soft 5, Weather: Fine, Rail Position: +8m



Section	Overall	1000m	800m	600m	400m	200m							
Section Times	1:05.71 [12] (0:08.62)	0:57.09 [5] (0:11.27)	0:45.82 [10] (0:11.22)	0:34.60 [13] (0:11.47)	0:23.13 [13] (0:11.04)	0:12.09 [12] (0:12.09)							
Average Speed [km/h]	45.9	64.5	64.9	63.8	64.9	59.6							
Top Speed [km/h]	63.8	66.3	65.8	65.0	67.2	63.9							
Avg. Dist. to Rail [m]	11.1	4.7	2.5	2.0	1.7	3.4							
Avg. Stride Freq. [Hz]	2.2	2.4	2.4	2.3	2.4	2.3							
Avg. Stride Length [m]	5.6	7.4	7.7	7.7	7.5	7.1							





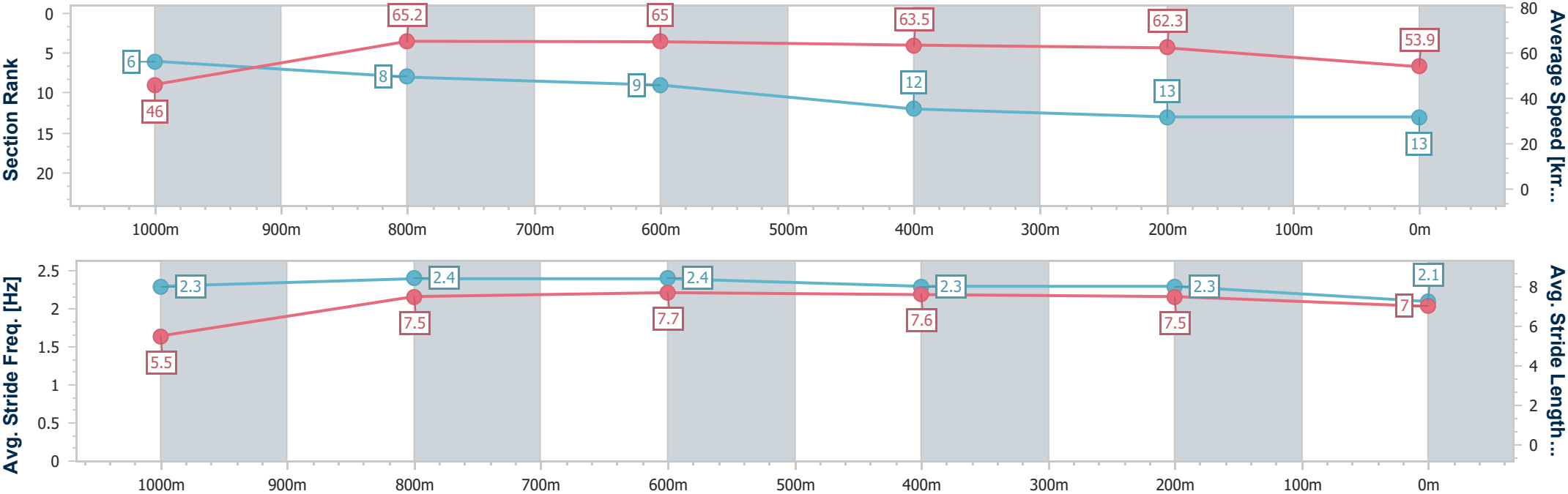
Horse/Jockey Name	Outwitted
Final Rank	13
Fastest Section Time (Section)	0:08.62 (Overall)
Top Speed [km/h] (Section)	67.2 (1000m)
Race State	Finished



Doomben QLD Professional
Race 5: SKY RACING Class 1 Plate - 1110m
03 April 2024 - 14:15
Track Rating: Soft 5, Weather: Fine, Rail Position: +8m



Section	Overall	1000m	800m	600m	400m	200m							
Section Times	1:07.39 [13] (0:08.62)	0:58.77 [6] (0:11.14)	0:47.63 [8] (0:11.23)	0:36.40 [9] (0:11.42)	0:24.98 [12] (0:11.60)	0:13.38 [13] (0:13.38)							
Average Speed [km/h]	46.0	65.2	65.0	63.5	62.3	53.9							
Top Speed [km/h]	65.1	67.2	65.6	65.1	63.7	60.0							
Avg. Dist. to Rail [m]	7.9	5.2	2.6	1.6	3.4	3.1							
Avg. Stride Freq. [Hz]	2.3	2.4	2.4	2.3	2.3	2.1							
Avg. Stride Length [m]	5.5	7.5	7.7	7.6	7.5	7.0							





Doomben QLD Professional
Race 6: MULLINS LAWYERS BENCHMARK 65 Handicap (4YO only QTIS
bonuses applicable) - 1650m
03 April 2024 - 14:50



Track Rating: Soft 5, Weather: Fine, Rail Position: +8m

Section						Overall	1400m	1200m	1000m	800m	600m	400m	Last 600m	
Field Times						1:40.30 (0:16.89)	1:23.41 (0:11.71)	1:11.70 (0:12.25)	0:59.45 (0:12.52)	0:46.93 (0:12.27)	0:34.66 (0:11.52)	0:23.14 (0:11.38)	0:34.66	
Rank	TAB	Horse/Jockey	Barrier	Top Speed [km/h]	Fastest Section									Distance Travelled [m]
1	9	ASWAAT	9	66.2	0:11.11	1:40.30 [1]	1:22.56 [6]	1:10.88 [6]	0:58.83 [5]	0:46.30 [6]	0:34.26 [5]	0:22.79 [4]	0:34.26	
		Noel Callow		400m	400m	(0:17.74)	(0:11.68)	(0:12.05)	(0:12.53)	(0:12.04)	(0:11.47)	(0:11.11)		
2	12	SIMPLY REFUSE	12	68.1	0:10.93	1:40.37 [2]	1:22.39 [9]	1:10.66 [9]	0:58.60 [8]	0:46.04 [8]	0:33.95 [8]	0:22.46 [10]	0:33.95	-6
		Jake Bayliss		400m	400m	(0:17.98)	(0:11.73)	(0:12.06)	(0:12.56)	(0:12.09)	(0:11.49)	(0:10.93)		
3	10	PRICKLY POPPY	10	65.0	0:11.30	1:40.82 [3]	1:23.66 [2]	1:11.95 [2]	0:59.81 [2]	0:47.25 [2]	0:35.04 [2]	0:23.40 [2]	0:35.04	-4
		Andrew Mallyon		400m	400m	(0:17.16)	(0:11.71)	(0:12.14)	(0:12.56)	(0:12.21)	(0:11.64)	(0:11.30)		
4	3	MOTION LEGEND	3	66.4	0:11.38	1:40.88 [4]	1:23.99 [1]	1:12.28 [1]	1:00.03 [1]	0:47.51 [1]	0:35.24 [1]	0:23.72 [1]	0:35.24	-9
		Cejay Graham		Overall	400m	(0:16.89)	(0:11.71)	(0:12.25)	(0:12.52)	(0:12.27)	(0:11.52)	(0:11.38)		
5	1	COOL ENCOUNTER	1	65.4	0:11.21	1:40.93 [5]	1:23.69 [3]	1:12.01 [3]	0:59.77 [3]	0:47.25 [3]	0:34.95 [3]	0:23.45 [3]	0:34.95	-12
		Marnu Potgieter		Overall	400m	(0:17.24)	(0:11.68)	(0:12.24)	(0:12.52)	(0:12.30)	(0:11.50)	(0:11.21)		
6	6	MILLWARD	6	65.6	0:11.15	1:41.12 [6]	1:23.60 [5]	1:11.79 [5]	0:59.65 [6]	0:47.15 [5]	0:34.92 [6]	0:23.43 [6]	0:34.92	-9
		Robbie Dolan		400m	400m	(0:17.52)	(0:11.81)	(0:12.14)	(0:12.50)	(0:12.23)	(0:11.49)	(0:11.15)		
7	8	DECEMBER DIAMOND	8	64.8	0:11.32	1:41.13 [7]	1:23.71 [4]	1:11.96 [4]	0:59.86 [4]	0:47.34 [4]	0:35.09 [4]	0:23.47 [5]	0:35.09	-6
		Sean Cormack		400m	400m	(0:17.42)	(0:11.75)	(0:12.10)	(0:12.52)	(0:12.25)	(0:11.62)	(0:11.32)		
8	13	FUSAICHI FAMILY	13	65.8	0:11.20	1:41.18 [8]	1:23.29 [7]	1:11.56 [8]	0:59.38 [9]	0:46.81 [9]	0:34.72 [9]	0:23.31 [8]	0:34.72	-8
		Justin Huxtable		400m	400m	(0:17.89)	(0:11.73)	(0:12.18)	(0:12.57)	(0:12.09)	(0:11.41)	(0:11.20)		
9	5	ALDEENAARY	5	65.5	0:11.29	1:41.22 [9]	1:23.03 [10]	1:11.46 [10]	0:59.33 [10]	0:46.68 [10]	0:34.63 [10]	0:23.34 [9]	0:34.63	-11
		James Orman		600m	600m	(0:18.19)	(0:11.57)	(0:12.13)	(0:12.65)	(0:12.05)	(0:11.29)	(0:11.29)		
10	7	LADY LE DA	7	65.0	0:11.34	1:41.25 [10]	1:23.34 [8]	1:11.63 [7]	0:59.57 [7]	0:46.99 [7]	0:34.96 [7]	0:23.47 [7]	0:34.96	+2
		Jim Byrne		400m	400m	(0:17.91)	(0:11.71)	(0:12.06)	(0:12.58)	(0:12.03)	(0:11.49)	(0:11.34)		

Scratched: Quadri (#11), Mannerheim (#16), Classique Gal (#19), Northern Decree (#18), Bitoftheblarney (#14), Quothquan (#15), Enterprise Lassie (#17)

Report Created: Thu 4 April 2024 12:06 GMT+10 (Note: Timing is based on position data)

Page 1/16

[] Ranking at each section and finish
-:-:- No data available at this section
NA No data available

SCN Saddle cloth number
DNF Did not finish
DNT Did not track

data processed by  TRIPLES DATA



Doomben QLD Professional
Race 6: MULLINS LAWYERS BENCHMARK 65 Handicap (4YO only QTIS
bonuses applicable) - 1650m
03 April 2024 - 14:50



Track Rating: Soft 5, Weather: Fine, Rail Position: +8m

Section						Overall	1400m	1200m	1000m	800m	600m	400m	Last 600m	
Field Times						1:40.30 (0:16.89)	1:23.41 (0:11.71)	1:11.70 (0:12.25)	0:59.45 (0:12.52)	0:46.93 (0:12.27)	0:34.66 (0:11.52)	0:23.14 (0:11.38)	0:34.66	
Rank	TAB	Horse/Jockey	Barrier	Top Speed [km/h]	Fastest Section									Distance Travelled [m]
11	4	FORTIFIED	4	64.1	0:11.45	1:41.93 [11]	1:23.67 [11]	1:12.04 [11]	0:59.93 [12]	0:47.28 [12]	0:35.29 [12]	0:23.84 [12]	0:35.29	-5
		Georgina Cartwright		600m	600m	(0:18.26)	(0:11.63)	(0:12.11)	(0:12.65)	(0:11.99)	(0:11.45)	(0:11.51)		
12	2	FIVE CROWNS	2	64.5	0:11.46	1:43.58 [12]	1:25.30 [12]	1:13.63 [12]	1:01.60 [11]	0:49.02 [11]	0:36.99 [11]	0:25.53 [11]	0:36.99	+0
		Bailey Wheeler		600m	600m	(0:18.28)	(0:11.67)	(0:12.03)	(0:12.58)	(0:12.03)	(0:11.46)	(0:11.74)		

Scratched: Quadri (#11), Mannerheim (#16), Classique Gal (#19), Northern Decree (#18), Bitoftheblarney (#14), Quothquan (#15), Enterprise Lassie (#17)



Doomben QLD Professional
Race 6: MULLINS LAWYERS BENCHMARK 65 Handicap (4YO only QTIS
bonuses applicable) - 1650m
03 April 2024 - 14:50



Track Rating: Soft 5, Weather: Fine, Rail Position: +8m

Section		200m					Last 600m		
Field Times		0:11.76 (0:11.76)					0:34.66		
Rank	TAB	Horse/Jockey	Barrier	Top Speed [km/h]	Fastest Section	Margin		Distance Travelled [m]	
1	9	ASWAAT	9	66.2	0:11.11	0:11.68 [2]	1:40.30	0:34.26	
		Noel Callow		400m	400m	(0:11.68)			
2	12	SIMPLY REFUSE	12	68.1	0:10.93	0:11.53 [6]	0.07L	0:33.95	-6
		Jake Bayliss		400m	400m	(0:11.53)			
3	10	PRICKLY POPPY	10	65.0	0:11.30	0:12.10 [4]	0.45L	0:35.04	-4
		Andrew Mallyon		400m	400m	(0:12.10)			
4	3	MOTION LEGEND	3	66.4	0:11.38	0:12.34 [1]	0.06L	0:35.24	-9
		Cejay Graham		Overall	400m	(0:12.34)			
5	1	COOL ENCOUNTER	1	65.4	0:11.21	0:12.24 [3]	0.05L	0:34.95	-12
		Marnu Potgieter		Overall	400m	(0:12.24)			
6	6	MILLWARD	6	65.6	0:11.15	0:12.28 [5]	0.19L	0:34.92	-9
		Robbie Dolan		400m	400m	(0:12.28)			
7	8	DECEMBER DIAMOND	8	64.8	0:11.32	0:12.15 [7]	0.01L	0:35.09	-6
		Sean Cormack		400m	400m	(0:12.15)			
8	13	FUSAICHI FAMILY	13	65.8	0:11.20	0:12.11 [8]	0.05L	0:34.72	-8
		Justin Huxtable		400m	400m	(0:12.11)			
9	5	ALDEENAARY	5	65.5	0:11.29	0:12.05 [10]	0.04L	0:34.63	-11
		James Orman		600m	600m	(0:12.05)			
10	7	LADY LE DA	7	65.0	0:11.34	0:12.13 [9]	0.03L	0:34.96	+2
		Jim Byrne		400m	400m	(0:12.13)			

Scratched: Quadri (#11), Mannerheim (#16), Classique Gal (#19), Northern Decree (#18), Bitoftheblarney (#14), Quothquan (#15), Enterprise Lassie (#17)

Report Created: Thu 4 April 2024 12:06 GMT+10 (Note: Timing is based on position data)

Page 3/16

[] Ranking at each section and finish
-:-:- No data available at this section
NA No data available

SCN Saddle cloth number
DNF Did not finish
DNT Did not track

data processed by  TRIPLESDATA



Doomben QLD Professional
Race 6: MULLINS LAWYERS BENCHMARK 65 Handicap (4YO only QTIS
bonuses applicable) - 1650m
03 April 2024 - 14:50



Track Rating: Soft 5, Weather: Fine, Rail Position: +8m

Section						200m		Last 600m	
Field Times						0:11.76 (0:11.76)		0:34.66	
Rank	TAB	Horse/Jockey	Barrier	Top Speed [km/h]	Fastest Section	Margin		Distance Travelled [m]	
11	4	FORTIFIED	4	64.1	0:11.45	0:12.33 [11]	0.68L	0:35.29	-5
		Georgina Cartwright		600m	600m	(0:12.33)			
12	2	FIVE CROWNS	2	64.5	0:11.46	0:13.79 [12]	1.65L	0:36.99	+0
		Bailey Wheeler		600m	600m	(0:13.79)			

Scratched: Quadri (#11), Mannerheim (#16), Classique Gal (#19), Northern Decree (#18), Bitoftheblarney (#14), Quothquan (#15), Enterprise Lassie (#17)



Horse/Jockey Name	Aswaat
Final Rank	1
Fastest Section Time (Section)	0:11.11 (400m)
Top Speed [km/h] (Section)	66.2 (400m)
Race State	Finished

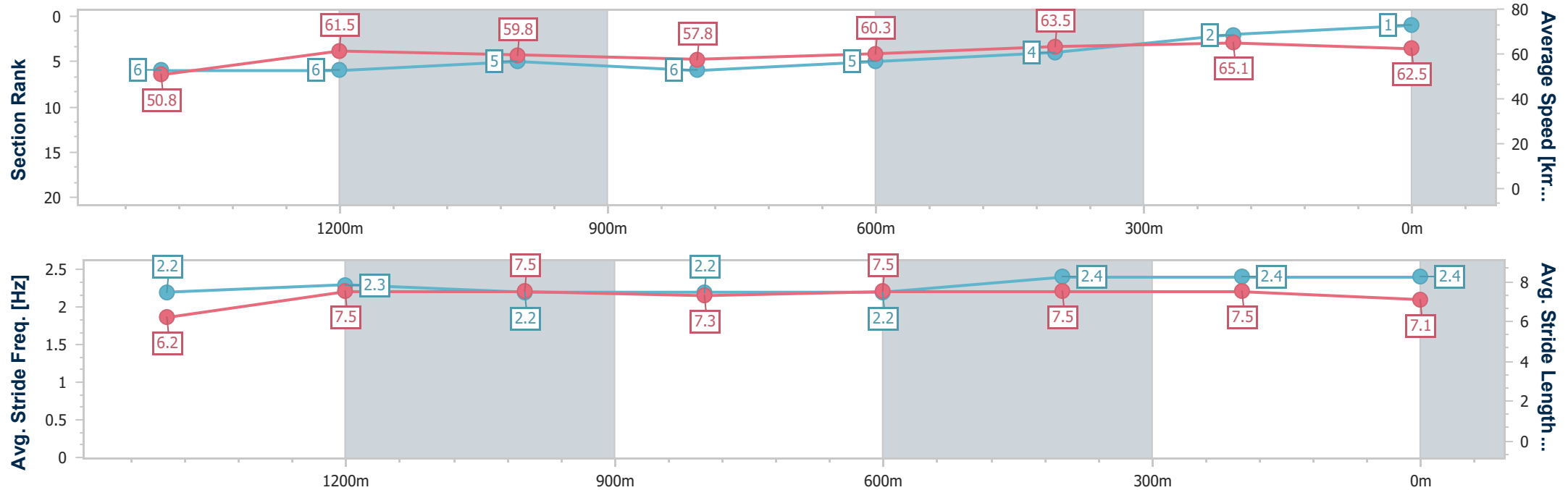


Doomben QLD Professional
Race 6: MULLINS LAWYERS BENCHMARK 65 Handicap (4YO
only QTIS bonuses applicable) - 1650m
03 April 2024 - 14:50
Track Rating: Soft 5, Weather: Fine, Rail Position: +8m



BRISBANE
RACING CLUB

Section	Overall	1400m	1200m	1000m	800m	600m	400m	200m					
Section Times	1:40.30 [1] (0:17.74)	1:22.56 [6] (0:11.68)	1:10.88 [6] (0:12.05)	0:58.83 [5] (0:12.53)	0:46.30 [6] (0:12.04)	0:34.26 [5] (0:11.47)	0:22.79 [4] (0:11.11)	0:11.68 [2] (0:11.68)					
Average Speed [km/h]	50.8	61.5	59.8	57.8	60.3	63.5	65.1	62.5					
Top Speed [km/h]	62.4	62.6	60.6	58.7	62.6	65.5	66.2	64.8					
Avg. Dist. to Rail [m]	0.6	0.5	0.8	1.3	1.6	2.4	3.0	3.7					
Avg. Stride Freq. [Hz]	2.2	2.3	2.2	2.2	2.2	2.4	2.4	2.4					
Avg. Stride Length [m]	6.2	7.5	7.5	7.3	7.5	7.5	7.5	7.1					





Horse/Jockey Name	Simply Refuse
Final Rank	2
Fastest Section Time (Section)	0:10.93 (400m)
Top Speed [km/h] (Section)	68.1 (400m)
Race State	Finished

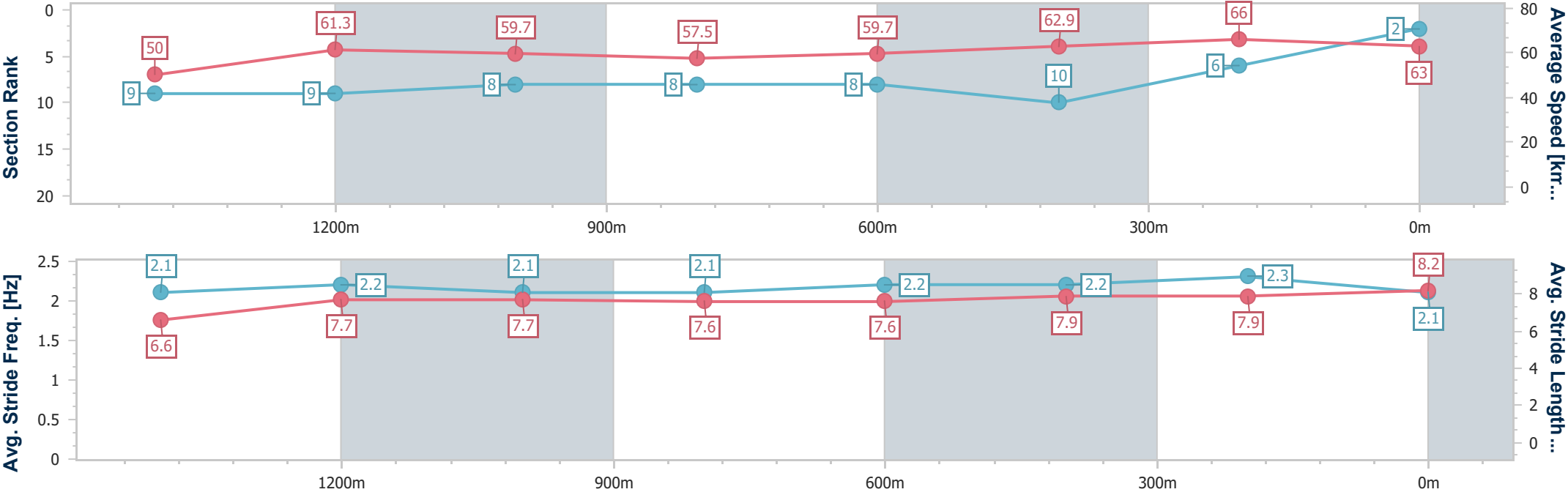


Doomben QLD Professional
Race 6: MULLINS LAWYERS BENCHMARK 65 Handicap (4YO
only QTIS bonuses applicable) - 1650m
03 April 2024 - 14:50
Track Rating: Soft 5, Weather: Fine, Rail Position: +8m



BRISBANE
RACING CLUB

Section	Overall	1400m	1200m	1000m	800m	600m	400m	200m					
Section Times	1:40.37 [2] (0:17.98)	1:22.39 [9] (0:11.73)	1:10.66 [9] (0:12.06)	0:58.60 [8] (0:12.56)	0:46.04 [8] (0:12.09)	0:33.95 [8] (0:11.49)	0:22.46 [10] (0:10.93)	0:11.53 [6] (0:11.53)					
Average Speed [km/h]	50.0	61.3	59.7	57.5	59.7	62.9	66.0	63.0					
Top Speed [km/h]	61.7	62.1	61.5	59.0	62.3	64.9	68.1	65.3					
Avg. Dist. to Rail [m]	0.6	0.3	0.4	0.8	1.0	0.4	1.8	3.2					
Avg. Stride Freq. [Hz]	2.1	2.2	2.1	2.1	2.2	2.2	2.3	2.1					
Avg. Stride Length [m]	6.6	7.7	7.7	7.6	7.6	7.9	7.9	8.2					





Horse/Jockey Name	Prickly Poppy
Final Rank	3
Fastest Section Time (Section)	0:11.30 (400m)
Top Speed [km/h] (Section)	65.0 (400m)
Race State	Finished

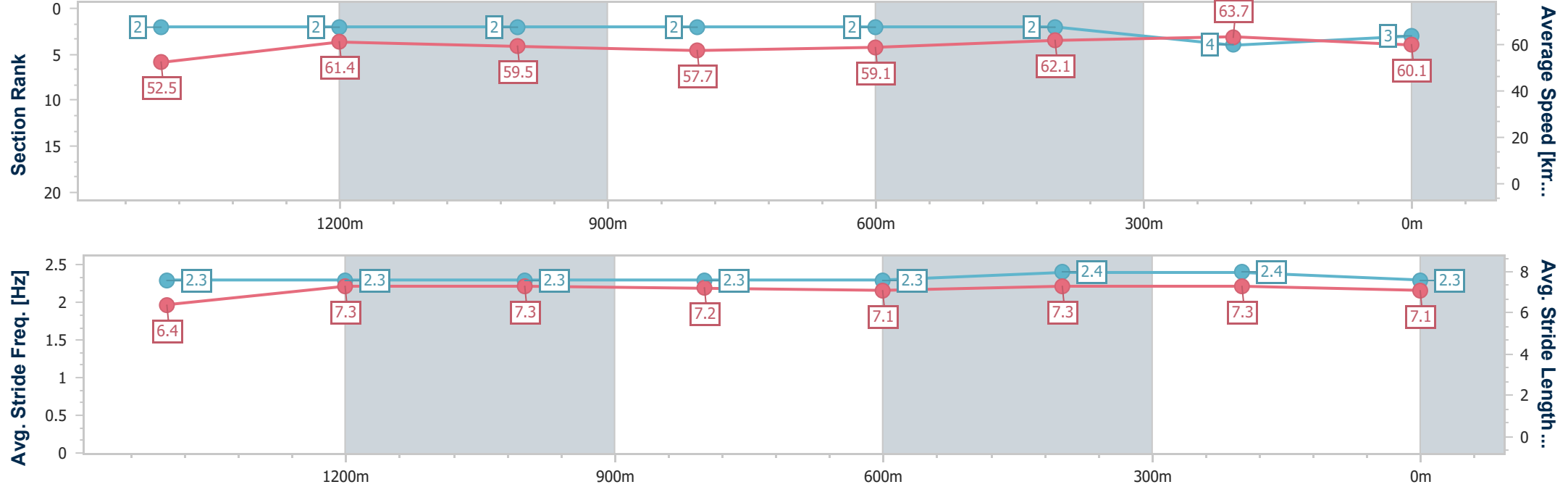


Doomben QLD Professional
Race 6: MULLINS LAWYERS BENCHMARK 65 Handicap (4YO
only QTIS bonuses applicable) - 1650m
03 April 2024 - 14:50
Track Rating: Soft 5, Weather: Fine, Rail Position: +8m



BRISBANE
RACING CLUB

Section	Overall	1400m	1200m	1000m	800m	600m	400m	200m					
Section Times	1:40.82 [3] (0:17.16)	1:23.66 [2] (0:11.71)	1:11.95 [2] (0:12.14)	0:59.81 [2] (0:12.56)	0:47.25 [2] (0:12.21)	0:35.04 [2] (0:11.64)	0:23.40 [2] (0:11.30)	0:12.10 [4] (0:12.10)					
Average Speed [km/h]	52.5	61.4	59.5	57.7	59.1	62.1	63.7	60.1					
Top Speed [km/h]	64.9	64.5	60.8	58.5	60.8	63.9	65.0	62.6					
Avg. Dist. to Rail [m]	1.2	0.8	2.2	2.2	1.0	0.2	1.7	2.7					
Avg. Stride Freq. [Hz]	2.3	2.3	2.3	2.3	2.3	2.4	2.4	2.3					
Avg. Stride Length [m]	6.4	7.3	7.3	7.2	7.1	7.3	7.3	7.1					





Horse/Jockey Name	Motion Legend
Final Rank	4
Fastest Section Time (Section)	0:11.38 (400m)
Top Speed [km/h] (Section)	66.4 (Overall)
Race State	Finished

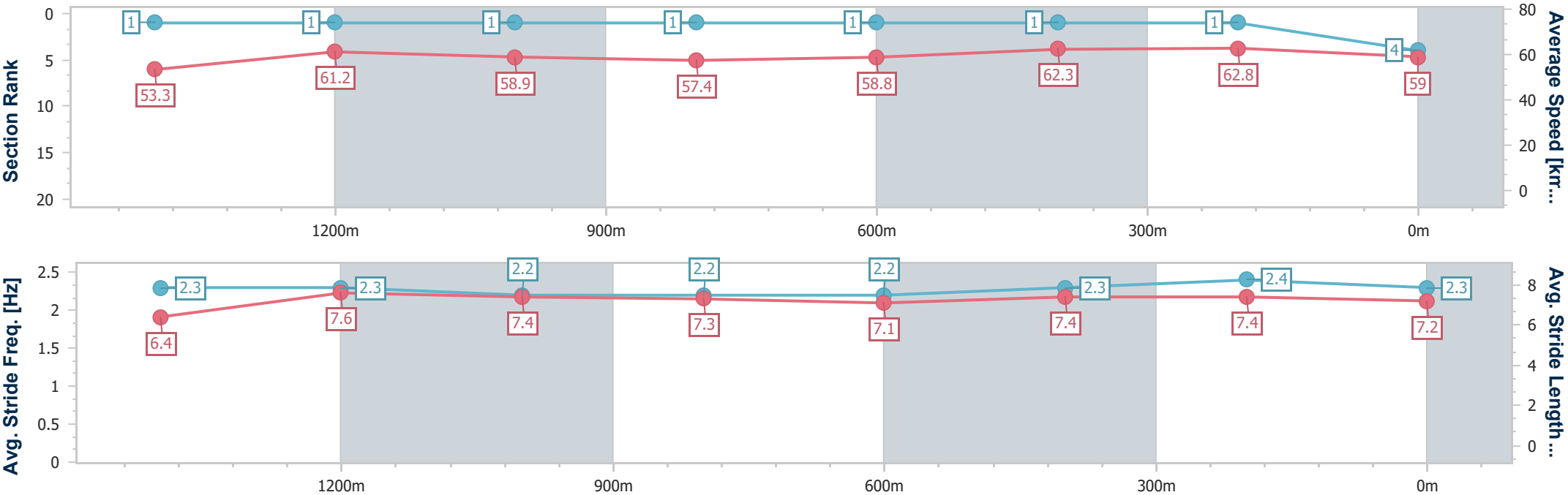


Doomben QLD Professional
Race 6: MULLINS LAWYERS BENCHMARK 65 Handicap (4YO
only QTIS bonuses applicable) - 1650m
03 April 2024 - 14:50
Track Rating: Soft 5, Weather: Fine, Rail Position: +8m



BRISBANE
RACING CLUB

Section	Overall	1400m	1200m	1000m	800m	600m	400m	200m					
Section Times	1:40.88 [4] (0:16.89)	1:23.99 [1] (0:11.71)	1:12.28 [1] (0:12.25)	1:00.03 [1] (0:12.52)	0:47.51 [1] (0:12.27)	0:35.24 [1] (0:11.52)	0:23.72 [1] (0:11.38)	0:12.34 [1] (0:12.34)					
Average Speed [km/h]	53.3	61.2	58.9	57.4	58.8	62.3	62.8	59.0					
Top Speed [km/h]	66.4	64.1	60.9	58.1	60.9	63.4	63.6	62.2					
Avg. Dist. to Rail [m]	3.4	0.9	0.3	0.2	0.1	0.8	1.2	1.2					
Avg. Stride Freq. [Hz]	2.3	2.3	2.2	2.2	2.2	2.3	2.4	2.3					
Avg. Stride Length [m]	6.4	7.6	7.4	7.3	7.1	7.4	7.4	7.2					





Horse/Jockey Name	Cool Encounter
Final Rank	5
Fastest Section Time (Section)	0:11.21 (400m)
Top Speed [km/h] (Section)	65.4 (Overall)
Race State	Finished

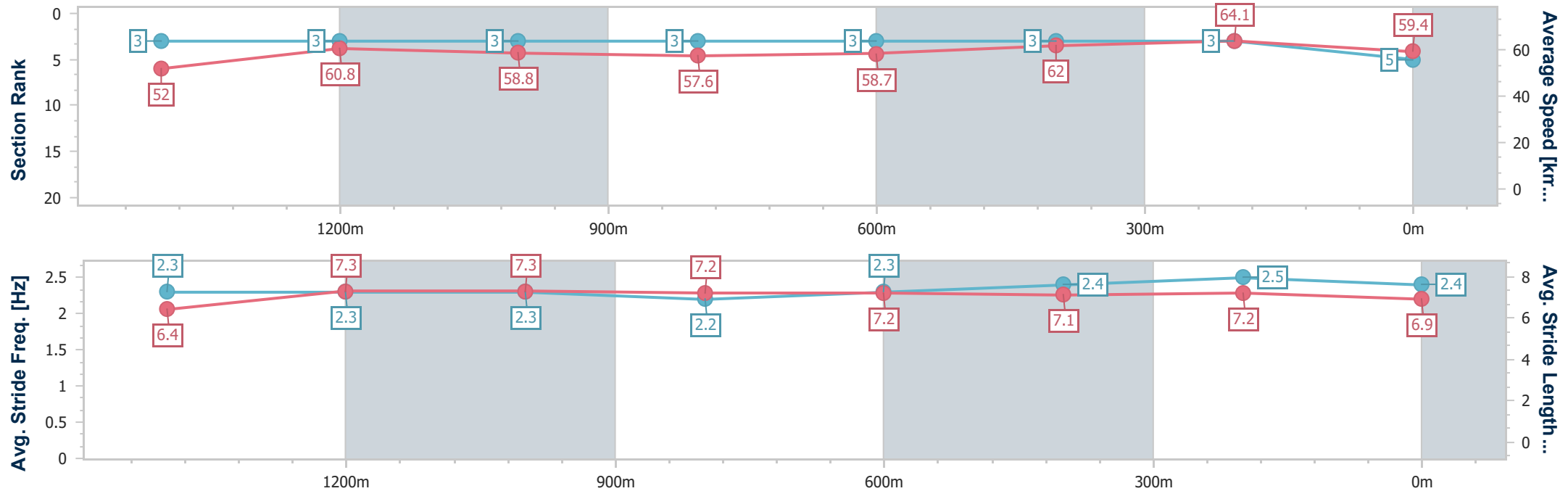


Doomben QLD Professional
Race 6: MULLINS LAWYERS BENCHMARK 65 Handicap (4YO
only QTIS bonuses applicable) - 1650m
03 April 2024 - 14:50
Track Rating: Soft 5, Weather: Fine, Rail Position: +8m



BRISBANE
RACING CLUB

Section	Overall	1400m	1200m	1000m	800m	600m	400m	200m					
Section Times	1:40.93 [5] (0:17.24)	1:23.69 [3] (0:11.68)	1:12.01 [3] (0:12.24)	0:59.77 [3] (0:12.52)	0:47.25 [3] (0:12.30)	0:34.95 [3] (0:11.50)	0:23.45 [3] (0:11.21)	0:12.24 [3] (0:12.24)					
Average Speed [km/h]	52.0	60.8	58.8	57.6	58.7	62.0	64.1	59.4					
Top Speed [km/h]	65.4	62.8	60.8	58.2	61.4	64.3	64.6	62.3					
Avg. Dist. to Rail [m]	1.7	1.9	0.8	0.2	0.3	1.1	0.8	0.4					
Avg. Stride Freq. [Hz]	2.3	2.3	2.3	2.2	2.3	2.4	2.5	2.4					
Avg. Stride Length [m]	6.4	7.3	7.3	7.2	7.2	7.1	7.2	6.9					





Horse/Jockey Name	Millward
Final Rank	6
Fastest Section Time (Section)	0:11.15 (400m)
Top Speed [km/h] (Section)	65.6 (400m)
Race State	Finished

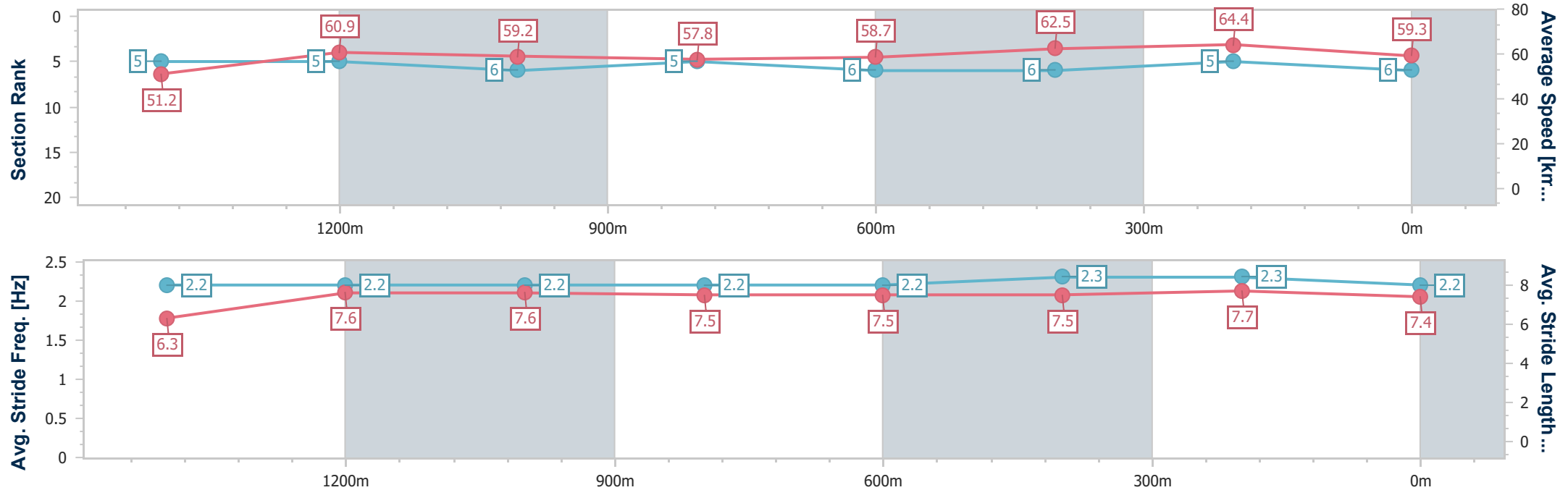


Doomben QLD Professional
Race 6: MULLINS LAWYERS BENCHMARK 65 Handicap (4YO
only QTIS bonuses applicable) - 1650m
03 April 2024 - 14:50
Track Rating: Soft 5, Weather: Fine, Rail Position: +8m



BRISBANE
RACING CLUB

Section	Overall	1400m	1200m	1000m	800m	600m	400m	200m					
Section Times	1:41.12 [6] (0:17.52)	1:23.60 [5] (0:11.81)	1:11.79 [5] (0:12.14)	0:59.65 [6] (0:12.50)	0:47.15 [5] (0:12.23)	0:34.92 [6] (0:11.49)	0:23.43 [6] (0:11.15)	0:12.28 [5] (0:12.28)					
Average Speed [km/h]	51.2	60.9	59.2	57.8	58.7	62.5	64.4	59.3					
Top Speed [km/h]	65.6	62.9	61.2	58.4	61.9	63.7	65.6	62.7					
Avg. Dist. to Rail [m]	2.3	0.5	0.1	0.3	0.1	0.4	0.5	0.8					
Avg. Stride Freq. [Hz]	2.2	2.2	2.2	2.2	2.2	2.3	2.3	2.2					
Avg. Stride Length [m]	6.3	7.6	7.6	7.5	7.5	7.5	7.7	7.4					





Horse/Jockey Name	December Diamond
Final Rank	7
Fastest Section Time (Section)	0:11.32 (400m)
Top Speed [km/h] (Section)	64.8 (400m)
Race State	Finished

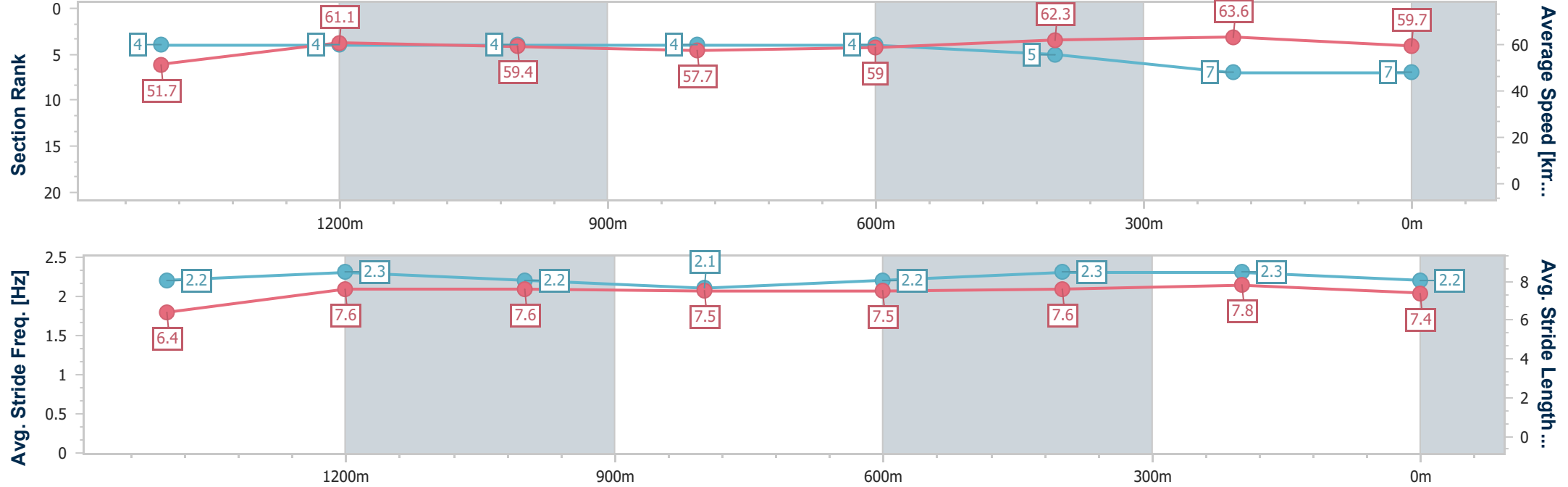


Doomben QLD Professional
Race 6: MULLINS LAWYERS BENCHMARK 65 Handicap (4YO
only QTIS bonuses applicable) - 1650m
03 April 2024 - 14:50
Track Rating: Soft 5, Weather: Fine, Rail Position: +8m



BRISBANE
RACING CLUB

Section	Overall	1400m	1200m	1000m	800m	600m	400m	200m					
Section Times	1:41.13 [7] (0:17.42)	1:23.71 [4] (0:11.75)	1:11.96 [4] (0:12.10)	0:59.86 [4] (0:12.52)	0:47.34 [4] (0:12.25)	0:35.09 [4] (0:11.62)	0:23.47 [5] (0:11.32)	0:12.15 [7] (0:12.15)					
Average Speed [km/h]	51.7	61.1	59.4	57.7	59.0	62.3	63.6	59.7					
Top Speed [km/h]	62.8	63.0	61.6	58.8	61.1	63.8	64.8	61.6					
Avg. Dist. to Rail [m]	0.9	0.6	0.3	0.9	0.5	0.9	2.2	3.9					
Avg. Stride Freq. [Hz]	2.2	2.3	2.2	2.1	2.2	2.3	2.3	2.2					
Avg. Stride Length [m]	6.4	7.6	7.6	7.5	7.5	7.6	7.8	7.4					





Horse/Jockey Name	Fusaichi Family
Final Rank	8
Fastest Section Time (Section)	0:11.20 (400m)
Top Speed [km/h] (Section)	65.8 (400m)
Race State	Finished

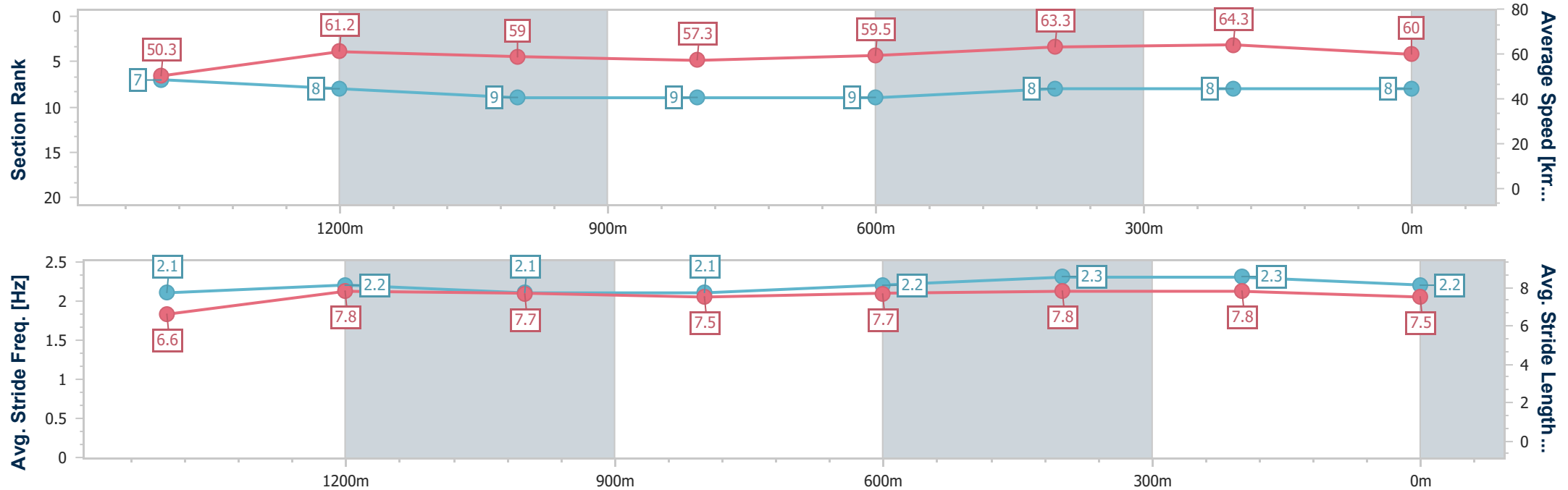


Doomben QLD Professional
Race 6: MULLINS LAWYERS BENCHMARK 65 Handicap (4YO
only QTIS bonuses applicable) - 1650m
03 April 2024 - 14:50
Track Rating: Soft 5, Weather: Fine, Rail Position: +8m



BRISBANE
RACING CLUB

Section	Overall	1400m	1200m	1000m	800m	600m	400m	200m					
Section Times	1:41.18 [8] (0:17.89)	1:23.29 [7] (0:11.73)	1:11.56 [8] (0:12.18)	0:59.38 [9] (0:12.57)	0:46.81 [9] (0:12.09)	0:34.72 [9] (0:11.41)	0:23.31 [8] (0:11.20)	0:12.11 [8] (0:12.11)					
Average Speed [km/h]	50.3	61.2	59.0	57.3	59.5	63.3	64.3	60.0					
Top Speed [km/h]	61.2	62.6	60.8	58.7	62.2	64.0	65.8	62.7					
Avg. Dist. to Rail [m]	1.5	0.6	0.3	0.2	0.2	0.2	0.8	1.1					
Avg. Stride Freq. [Hz]	2.1	2.2	2.1	2.1	2.2	2.3	2.3	2.2					
Avg. Stride Length [m]	6.6	7.8	7.7	7.5	7.7	7.8	7.8	7.5					





Horse/Jockey Name	Aldeenaary
Final Rank	9
Fastest Section Time (Section)	0:11.29 (600m)
Top Speed [km/h] (Section)	65.5 (600m)
Race State	Finished

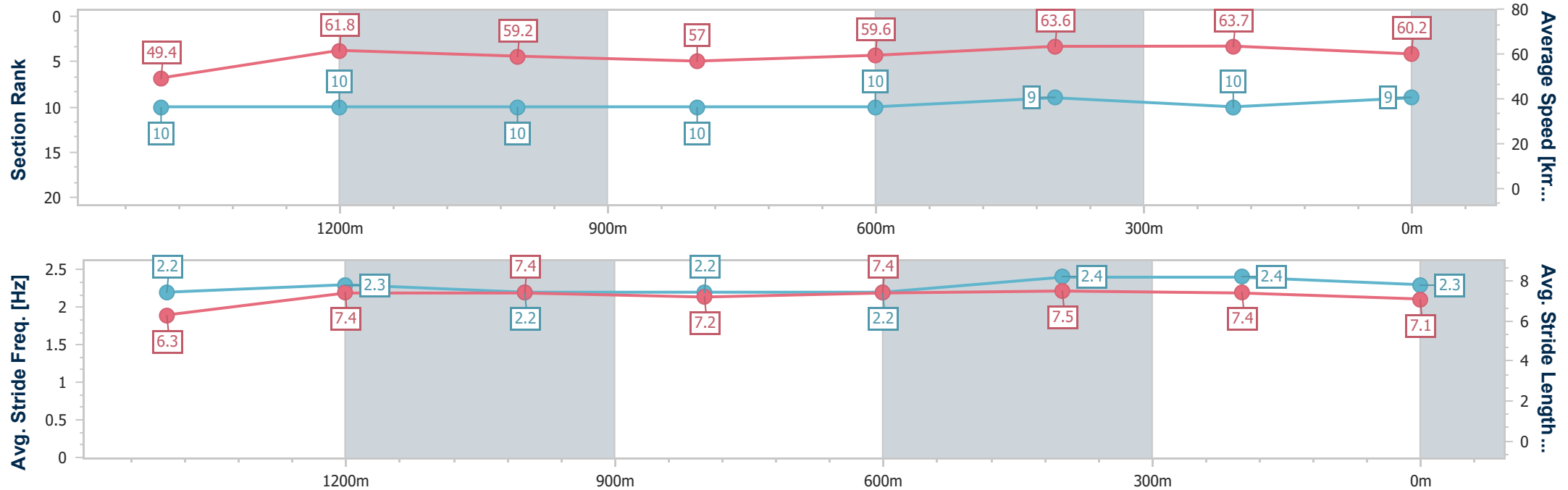


Doomben QLD Professional
Race 6: MULLINS LAWYERS BENCHMARK 65 Handicap (4YO
only QTIS bonuses applicable) - 1650m
03 April 2024 - 14:50
Track Rating: Soft 5, Weather: Fine, Rail Position: +8m



BRISBANE
RACING CLUB

Section	Overall	1400m	1200m	1000m	800m	600m	400m	200m					
Section Times	1:41.22 [9] (0:18.19)	1:23.03 [10] (0:11.57)	1:11.46 [10] (0:12.13)	0:59.33 [10] (0:12.65)	0:46.68 [10] (0:12.05)	0:34.63 [10] (0:11.29)	0:23.34 [9] (0:11.29)	0:12.05 [10] (0:12.05)					
Average Speed [km/h]	49.4	61.8	59.2	57.0	59.6	63.6	63.7	60.2					
Top Speed [km/h]	61.9	63.3	60.3	59.8	61.1	65.5	65.1	62.3					
Avg. Dist. to Rail [m]	2.6	1.7	0.7	0.2	0.3	0.6	1.5	2.3					
Avg. Stride Freq. [Hz]	2.2	2.3	2.2	2.2	2.2	2.4	2.4	2.3					
Avg. Stride Length [m]	6.3	7.4	7.4	7.2	7.4	7.5	7.4	7.1					





Horse/Jockey Name	Lady Le Da
Final Rank	10
Fastest Section Time (Section)	0:11.34 (400m)
Top Speed [km/h] (Section)	65.0 (400m)
Race State	Finished

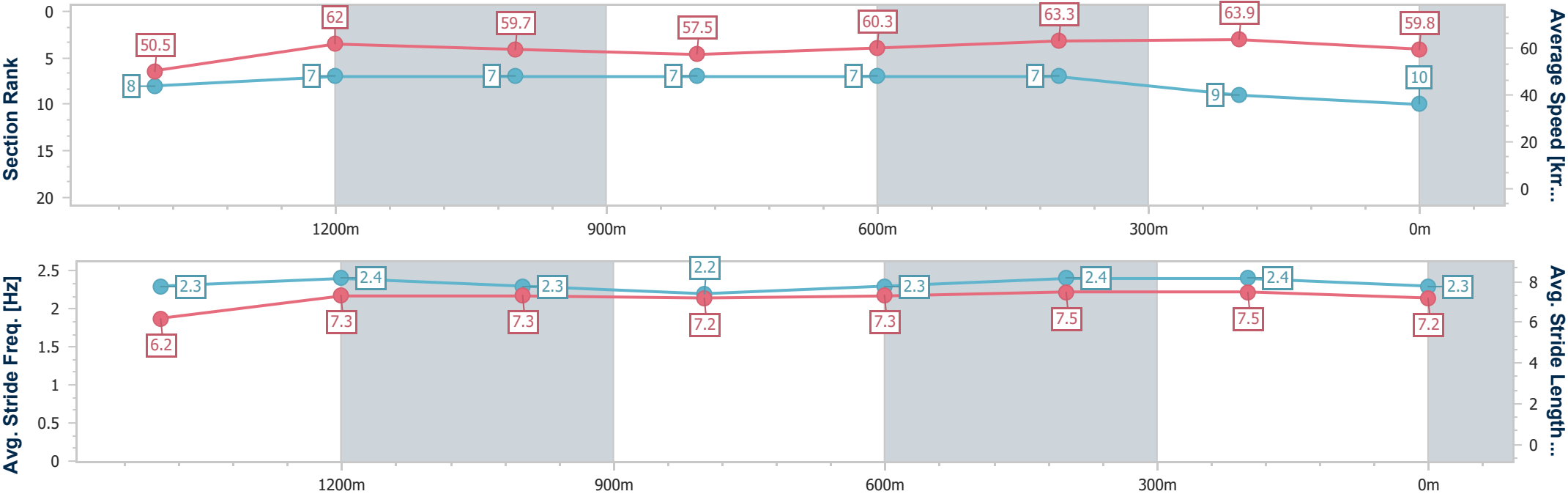


Doomben QLD Professional
Race 6: MULLINS LAWYERS BENCHMARK 65 Handicap (4YO
only QTIS bonuses applicable) - 1650m
03 April 2024 - 14:50
Track Rating: Soft 5, Weather: Fine, Rail Position: +8m



BRISBANE
RACING CLUB

Section	Overall	1400m	1200m	1000m	800m	600m	400m	200m					
Section Times	1:41.25 [10] (0:17.91)	1:23.34 [8] (0:11.71)	1:11.63 [7] (0:12.06)	0:59.57 [7] (0:12.58)	0:46.99 [7] (0:12.03)	0:34.96 [7] (0:11.49)	0:23.47 [7] (0:11.34)	0:12.13 [9] (0:12.13)					
Average Speed [km/h]	50.5	62.0	59.7	57.5	60.3	63.3	63.9	59.8					
Top Speed [km/h]	62.9	63.1	61.5	59.2	62.7	64.9	65.0	61.8					
Avg. Dist. to Rail [m]	3.7	1.6	1.9	2.2	1.9	2.2	3.7	4.6					
Avg. Stride Freq. [Hz]	2.3	2.4	2.3	2.2	2.3	2.4	2.4	2.3					
Avg. Stride Length [m]	6.2	7.3	7.3	7.2	7.3	7.5	7.5	7.2					





Horse/Jockey Name	Fortified
Final Rank	11
Fastest Section Time (Section)	0:11.45 (600m)
Top Speed [km/h] (Section)	64.1 (600m)
Race State	Finished

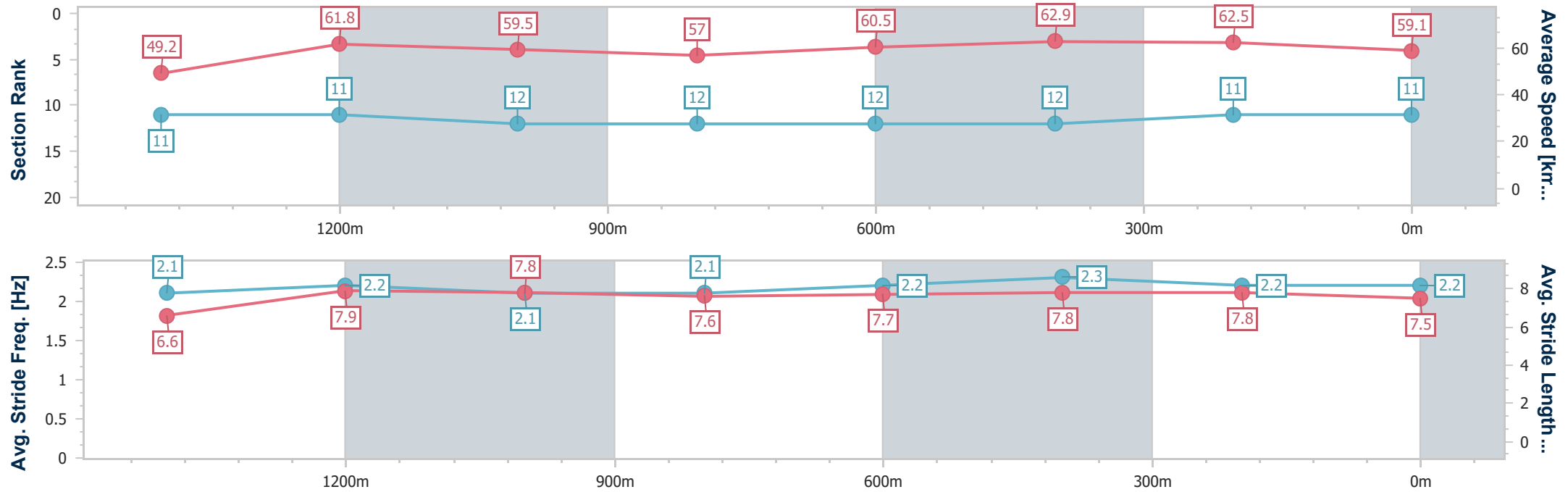


Doomben QLD Professional
Race 6: MULLINS LAWYERS BENCHMARK 65 Handicap (4YO
only QTIS bonuses applicable) - 1650m
03 April 2024 - 14:50
Track Rating: Soft 5, Weather: Fine, Rail Position: +8m



BRISBANE
RACING CLUB

Section	Overall	1400m	1200m	1000m	800m	600m	400m	200m					
Section Times	1:41.93 [11] (0:18.26)	1:23.67 [11] (0:11.63)	1:12.04 [11] (0:12.11)	0:59.93 [12] (0:12.65)	0:47.28 [12] (0:11.99)	0:35.29 [12] (0:11.45)	0:23.84 [12] (0:11.51)	0:12.33 [11] (0:12.33)					
Average Speed [km/h]	49.2	61.8	59.5	57.0	60.5	62.9	62.5	59.1					
Top Speed [km/h]	62.0	63.2	60.1	59.5	62.4	64.1	63.4	61.4					
Avg. Dist. to Rail [m]	2.6	0.5	0.7	1.4	0.8	0.4	0.4	0.8					
Avg. Stride Freq. [Hz]	2.1	2.2	2.1	2.1	2.2	2.3	2.2	2.2					
Avg. Stride Length [m]	6.6	7.9	7.8	7.6	7.7	7.8	7.8	7.5					





Horse/Jockey Name	Five Crowns
Final Rank	12
Fastest Section Time (Section)	0:11.46 (600m)
Top Speed [km/h] (Section)	64.5 (600m)
Race State	Finished

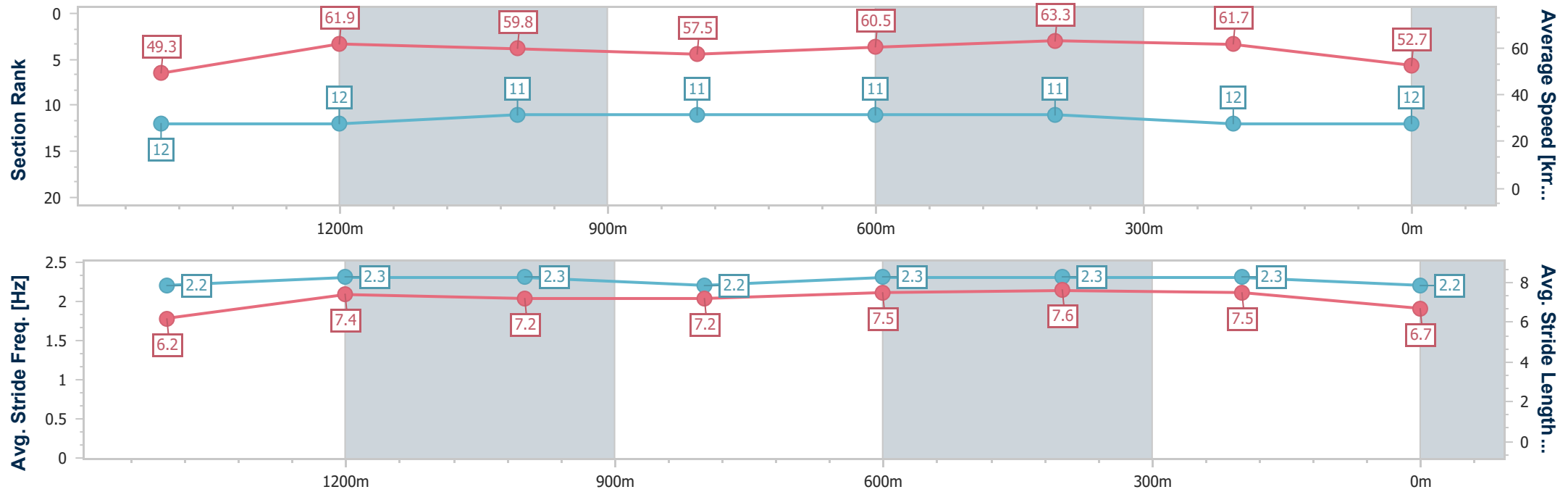


Doomben QLD Professional
Race 6: MULLINS LAWYERS BENCHMARK 65 Handicap (4YO
only QTIS bonuses applicable) - 1650m
03 April 2024 - 14:50
Track Rating: Soft 5, Weather: Fine, Rail Position: +8m



BRISBANE
RACING CLUB

Section	Overall	1400m	1200m	1000m	800m	600m	400m	200m					
Section Times	1:43.58 [12] (0:18.28)	1:25.30 [12] (0:11.67)	1:13.63 [12] (0:12.03)	1:01.60 [11] (0:12.58)	0:49.02 [11] (0:12.03)	0:36.99 [11] (0:11.46)	0:25.53 [11] (0:11.74)	0:13.79 [12] (0:13.79)					
Average Speed [km/h]	49.3	61.9	59.8	57.5	60.5	63.3	61.7	52.7					
Top Speed [km/h]	60.6	63.0	61.9	60.0	62.7	64.5	63.5	60.1					
Avg. Dist. to Rail [m]	1.7	0.7	1.2	1.7	1.8	1.8	3.5	3.8					
Avg. Stride Freq. [Hz]	2.2	2.3	2.3	2.2	2.3	2.3	2.3	2.2					
Avg. Stride Length [m]	6.2	7.4	7.2	7.2	7.5	7.6	7.5	6.7					





Doomben QLD Professional

Race 7: BECOME A BRC MEMBER Class 2 Plate - 1350m

03 April 2024 - 15:25



BRISBANE
RACING CLUB

Track Rating: Good 4, Weather: Fine, Rail Position: +8m

Section		Overall				1200m	1000m	800m	600m	400m	Last 600m	
Field Times		1:20.09				1:08.86	0:57.61	0:45.84	0:34.14	0:22.79	0:34.14	
		(0:11.23)				(0:11.25)	(0:11.77)	(0:11.70)	(0:11.35)	(0:11.13)		
Rank	TAB	Horse/Jockey	Barrier	Top Speed [km/h]	Fastest Section							Distance Travelled [m]
1	12	MISS JOELENE	12	68.2	0:10.83	1:20.09 [1]	1:08.44 [6]	0:56.92 [6]	0:45.18 [6]	0:33.44 [7]	0:22.27 [6]	0:33.44
		James Orman		400m	400m	(0:11.65)	(0:11.52)	(0:11.74)	(0:11.74)	(0:11.17)	(0:10.83)	
2	13	VENTURER	13	66.6	0:11.13	1:20.22 [2]	1:08.91 [2]	0:57.74 [1]	0:45.97 [1]	0:34.27 [1]	0:22.88 [2]	0:34.27
		Angela Jones		1200m	400m	(0:11.31)	(0:11.17)	(0:11.77)	(0:11.70)	(0:11.39)	(0:11.13)	-1
3	4	TIP OF THE SPEAR	4	65.5	0:11.13	1:20.34 [3]	1:09.11 [1]	0:57.70 [2]	0:45.92 [2]	0:34.20 [2]	0:23.04 [1]	0:34.20
		Cejay Graham		400m	400m	(0:11.23)	(0:11.41)	(0:11.78)	(0:11.72)	(0:11.16)	(0:11.13)	-1
4	10	VEANDECHANCE	10	67.5	0:10.89	1:20.57 [4]	1:08.72 [8]	0:57.11 [9]	0:45.44 [9]	0:33.85 [8]	0:22.71 [8]	0:33.85
		Martin Harley		400m	400m	(0:11.85)	(0:11.61)	(0:11.67)	(0:11.59)	(0:11.14)	(0:10.89)	+0
5	7	BRAVELY	7	65.8	0:11.09	1:20.66 [5]	1:09.21 [5]	0:57.86 [3]	0:46.08 [3]	0:34.34 [5]	0:23.02 [5]	0:34.34
		Ryan Maloney		400m	400m	(0:11.45)	(0:11.35)	(0:11.78)	(0:11.74)	(0:11.32)	(0:11.09)	+3
6	1	HOUSTON ROCKET	1	67.4	0:10.84	1:20.71 [6]	1:08.64 [11]	0:56.99 [11]	0:45.27 [11]	0:33.78 [10]	0:22.61 [10]	0:33.78
		Kyle Wilson-Taylor		400m	400m	(0:12.07)	(0:11.65)	(0:11.72)	(0:11.49)	(0:11.17)	(0:10.84)	-2
7	9	HARMONY REIGNS	9	66.4	0:11.03	1:20.81 [7]	1:08.79 [10]	0:57.20 [10]	0:45.53 [10]	0:33.87 [11]	0:22.67 [11]	0:33.87
		Sean Cormack		400m	400m	(0:12.02)	(0:11.59)	(0:11.67)	(0:11.66)	(0:11.20)	(0:11.03)	+3
8	5	VALANTINO ROC	5	66.8	0:11.01	1:20.81 [8]	1:09.12 [7]	0:57.56 [7]	0:45.90 [7]	0:34.25 [6]	0:22.98 [7]	0:34.25
		Marnu Potgieter		400m	400m	(0:11.69)	(0:11.56)	(0:11.66)	(0:11.65)	(0:11.27)	(0:11.01)	-2
9	3	TANGO FAME	3	67.3	0:10.97	1:20.82 [9]	1:08.97 [9]	0:57.46 [8]	0:45.71 [8]	0:34.08 [9]	0:22.78 [9]	0:34.08
		Jake Bayliss		400m	400m	(0:11.85)	(0:11.51)	(0:11.75)	(0:11.63)	(0:11.30)	(0:10.97)	+5
10	2	SKYLON	2	65.8	0:11.18	1:20.97 [10]	1:09.53 [4]	0:57.87 [5]	0:46.28 [5]	0:34.66 [4]	0:23.48 [3]	0:34.66
		Tahlia Fenlon		600m	600m	(0:11.44)	(0:11.66)	(0:11.59)	(0:11.62)	(0:11.18)	(0:11.18)	+2

Scratched: Vintage Choice (#6), Touch Of Gracie (#15), Doyle (#11), Denied (#8), In Barcelona (#14)

Report Created: Thu 4 April 2024 12:06 GMT+10 (Note: Timing is based on position data)

Page 1/16

[] Ranking at each section and finish
-:-:- No data available at this section
NA No data available

SCN Saddle cloth number
DNF Did not finish
DNT Did not track

data processed by  TRIPLESDATA



Doomben QLD Professional
Race 7: BECOME A BRC MEMBER Class 2 Plate - 1350m
03 April 2024 - 15:25



Track Rating: Good 4, Weather: Fine, Rail Position: +8m

Section						Overall	1200m	1000m	800m	600m	400m	Last 600m	
Field Times						1:20.09 (0:11.23)	1:08.86 (0:11.25)	0:57.61 (0:11.77)	0:45.84 (0:11.70)	0:34.14 (0:11.35)	0:22.79 (0:11.13)	0:34.14	
Rank	TAB	Horse/Jockey	Barrier	Top Speed [km/h]	Fastest Section								Distance Travelled [m]
11	16	NEGATION	16	66.9	0:10.91	1:21.20 [11]	1:08.85 [12]	0:57.29 [12]	0:45.63 [12]	0:34.03 [12]	0:22.90 [12]	0:34.03	+3
		Bailey Wheeler		400m	400m	(0:12.35)	(0:11.56)	(0:11.66)	(0:11.60)	(0:11.13)	(0:10.91)		
12	17	BETTER STRINGS	17	64.1	0:11.37	1:21.75 [12]	1:10.32 [3]	0:58.80 [4]	0:47.11 [4]	0:35.51 [3]	0:24.14 [4]	0:35.51	-2
		Casey Waddell		600m	600m	(0:11.43)	(0:11.52)	(0:11.69)	(0:11.60)	(0:11.37)	(0:11.57)		

Scratched: Vintage Choice (#6), Touch Of Gracie (#15), Doyle (#11), Denied (#8), In Barcelona (#14)



Doomben QLD Professional
Race 7: BECOME A BRC MEMBER Class 2 Plate - 1350m
03 April 2024 - 15:25



Track Rating: Good 4, Weather: Fine, Rail Position: +8m

Section Field Times				200m 0:11.66 (0:11.66)		Last 600m 0:34.14			
Rank	TAB	Horse/Jockey	Barrier	Top Speed [km/h]	Fastest Section	Margin			Distance Travelled [m]
1	12	MISS JOELENE	12	68.2	0:10.83	0:11.44 [3]	1:20.09		0:33.44
		James Orman		400m	400m	(0:11.44)			
2	13	VENTURER	13	66.6	0:11.13	0:11.75 [2]	0.13L		0:34.27 -1
		Angela Jones		1200m	400m	(0:11.75)			
3	4	TIP OF THE SPEAR	4	65.5	0:11.13	0:11.91 [1]	0.12L		0:34.20 -1
		Cejay Graham		400m	400m	(0:11.91)			
4	10	VEANDECHANCE	10	67.5	0:10.89	0:11.82 [6]	0.23L		0:33.85 +0
		Martin Harley		400m	400m	(0:11.82)			
5	7	BRAVELY	7	65.8	0:11.09	0:11.93 [5]	0.09L		0:34.34 +3
		Ryan Maloney		400m	400m	(0:11.93)			
6	1	HOUSTON ROCKET	1	67.4	0:10.84	0:11.77 [8]	0.05L		0:33.78 -2
		Kyle Wilson-Taylor		400m	400m	(0:11.77)			
7	9	HARMONY REIGNS	9	66.4	0:11.03	0:11.64 [10]	0.1L		0:33.87 +3
		Sean Cormack		400m	400m	(0:11.64)			
8	5	VALANTINO ROC	5	66.8	0:11.01	0:11.97 [7]	0L		0:34.25 -2
		Marnu Potgieter		400m	400m	(0:11.97)			
9	3	TANGO FAME	3	67.3	0:10.97	0:11.81 [9]	0.01L		0:34.08 +5
		Jake Bayliss		400m	400m	(0:11.81)			
10	2	SKYLON	2	65.8	0:11.18	0:12.30 [4]	0.15L		0:34.66 +2
		Tahlia Fenlon		600m	600m	(0:12.30)			

Scratched: Vintage Choice (#6), Touch Of Gracie (#15), Doyle (#11), Denied (#8), In Barcelona (#14)



Doomben QLD Professional
Race 7: BECOME A BRC MEMBER Class 2 Plate - 1350m
03 April 2024 - 15:25



Track Rating: Good 4, Weather: Fine, Rail Position: +8m

Section		200m					Last 600m		
Field Times		0:11.66 (0:11.66)					0:34.14		
Rank	TAB	Horse/Jockey	Barrier	Top Speed [km/h]	Fastest Section	Margin		Distance Travelled [m]	
11	16	NEGATION	16	66.9	0:10.91	0:11.99 [12]	0.23L	0:34.03	+3
		Bailey Wheeler		400m	400m	(0:11.99)			
12	17	BETTER STRINGS	17	64.1	0:11.37	0:12.57 [11]	0.55L	0:35.51	-2
		Casey Waddell		600m	600m	(0:12.57)			

Scratched: Vintage Choice (#6), Touch Of Gracie (#15), Doyle (#11), Denied (#8), In Barcelona (#14)



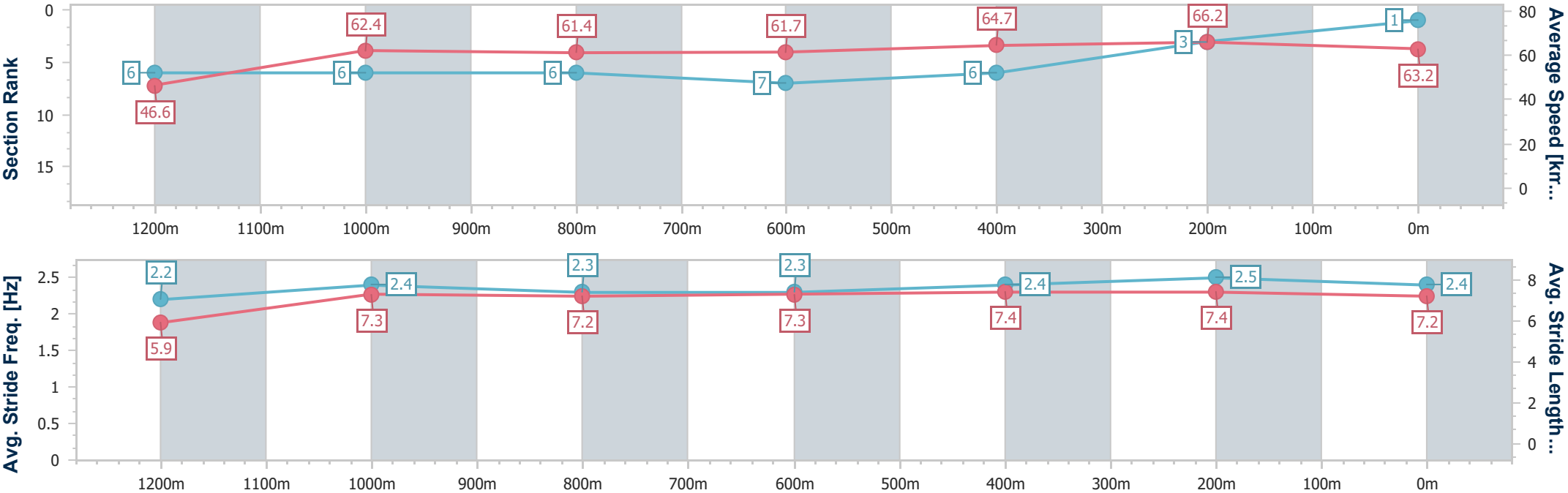
Horse/Jockey Name	Miss Joelene
Final Rank	1
Fastest Section Time (Section)	0:10.83 (400m)
Top Speed [km/h] (Section)	68.2 (400m)
Race State	Finished



Doomben QLD Professional
Race 7: BECOME A BRC MEMBER Class 2 Plate - 1350m
03 April 2024 - 15:25
Track Rating: Good 4, Weather: Fine, Rail Position: +8m



Section	Overall	1200m	1000m	800m	600m	400m	200m						
Section Times	1:20.09 [1] (0:11.65)	1:08.44 [6] (0:11.52)	0:56.92 [6] (0:11.74)	0:45.18 [6] (0:11.74)	0:33.44 [7] (0:11.17)	0:22.27 [6] (0:10.83)	0:11.44 [3] (0:11.44)						
Average Speed [km/h]	46.6	62.4	61.4	61.7	64.7	66.2	63.2						
Top Speed [km/h]	62.7	63.1	63.0	63.5	65.9	68.2	66.3						
Avg. Dist. to Rail [m]	5.8	0.5	0.6	0.7	0.8	1.3	2.4						
Avg. Stride Freq. [Hz]	2.2	2.4	2.3	2.3	2.4	2.5	2.4						
Avg. Stride Length [m]	5.9	7.3	7.2	7.3	7.4	7.4	7.2						





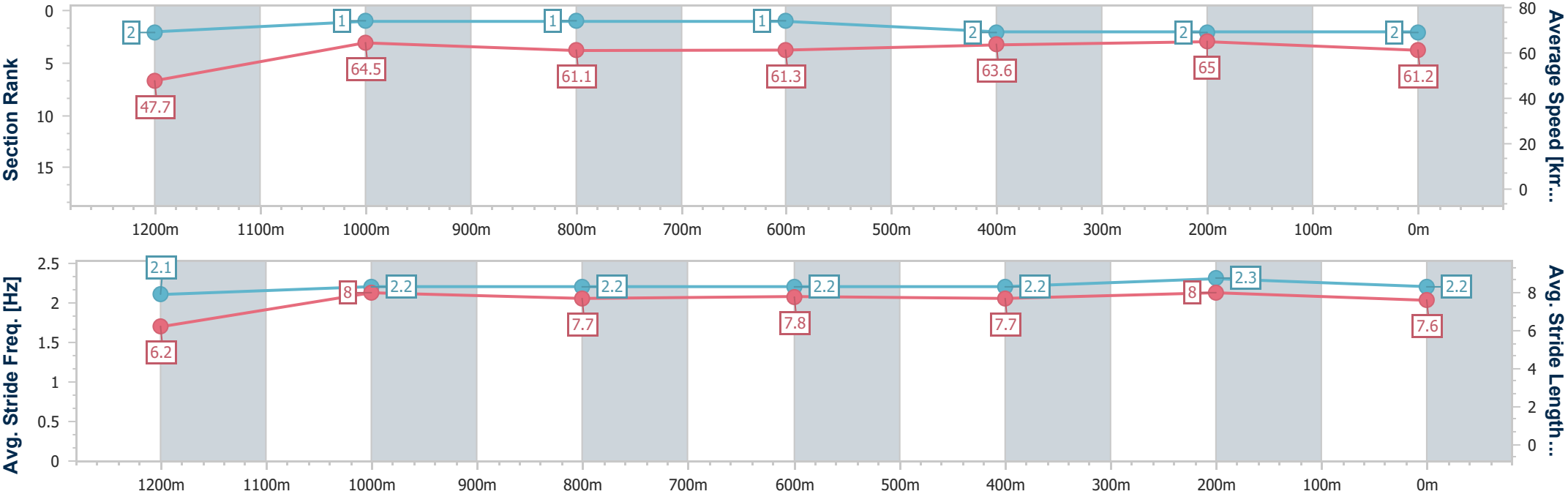
Horse/Jockey Name	Venturer
Final Rank	2
Fastest Section Time (Section)	0:11.13 (400m)
Top Speed [km/h] (Section)	66.6 (1200m)
Race State	Finished



Doomben QLD Professional
Race 7: BECOME A BRC MEMBER Class 2 Plate - 1350m
03 April 2024 - 15:25
Track Rating: Good 4, Weather: Fine, Rail Position: +8m



Section	Overall	1200m	1000m	800m	600m	400m	200m						
Section Times	1:20.22 [2] (0:11.31)	1:08.91 [2] (0:11.17)	0:57.74 [1] (0:11.77)	0:45.97 [1] (0:11.70)	0:34.27 [1] (0:11.39)	0:22.88 [2] (0:11.13)	0:11.75 [2] (0:11.75)						
Average Speed [km/h]	47.7	64.5	61.1	61.3	63.6	65.0	61.2						
Top Speed [km/h]	65.4	66.6	64.4	62.9	64.8	65.5	64.4						
Avg. Dist. to Rail [m]	5.5	0.9	0.7	0.5	1.1	1.8	0.9						
Avg. Stride Freq. [Hz]	2.1	2.2	2.2	2.2	2.2	2.3	2.2						
Avg. Stride Length [m]	6.2	8.0	7.7	7.8	7.7	8.0	7.6						





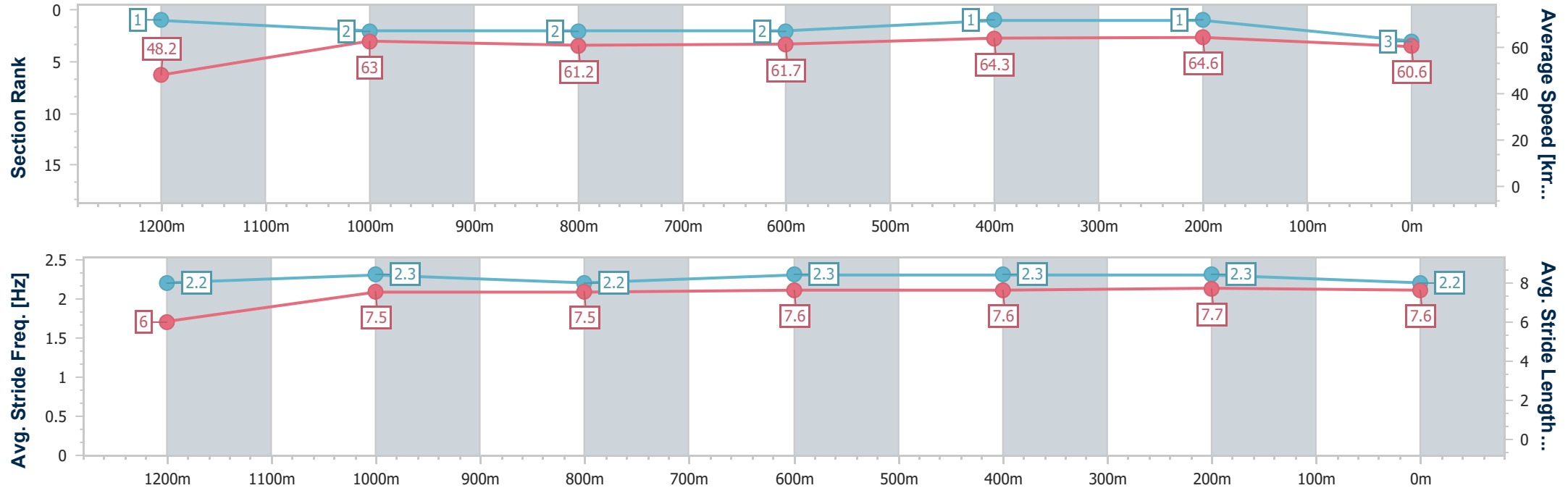
Horse/Jockey Name	Tip Of The Spear
Final Rank	3
Fastest Section Time (Section)	0:11.13 (400m)
Top Speed [km/h] (Section)	65.5 (400m)
Race State	Finished



Doomben QLD Professional
Race 7: BECOME A BRC MEMBER Class 2 Plate - 1350m
03 April 2024 - 15:25
Track Rating: Good 4, Weather: Fine, Rail Position: +8m



Section	Overall	1200m	1000m	800m	600m	400m	200m						
Section Times	1:20.34 [3] (0:11.23)	1:09.11 [1] (0:11.41)	0:57.70 [2] (0:11.78)	0:45.92 [2] (0:11.72)	0:34.20 [2] (0:11.16)	0:23.04 [1] (0:11.13)	0:11.91 [1] (0:11.91)						
Average Speed [km/h]	48.2	63.0	61.2	61.7	64.3	64.6	60.6						
Top Speed [km/h]	65.2	65.1	62.8	62.8	65.0	65.5	63.4						
Avg. Dist. to Rail [m]	1.3	0.2	0.4	0.6	0.4	0.6	1.0						
Avg. Stride Freq. [Hz]	2.2	2.3	2.2	2.3	2.3	2.3	2.2						
Avg. Stride Length [m]	6.0	7.5	7.5	7.6	7.6	7.7	7.6						





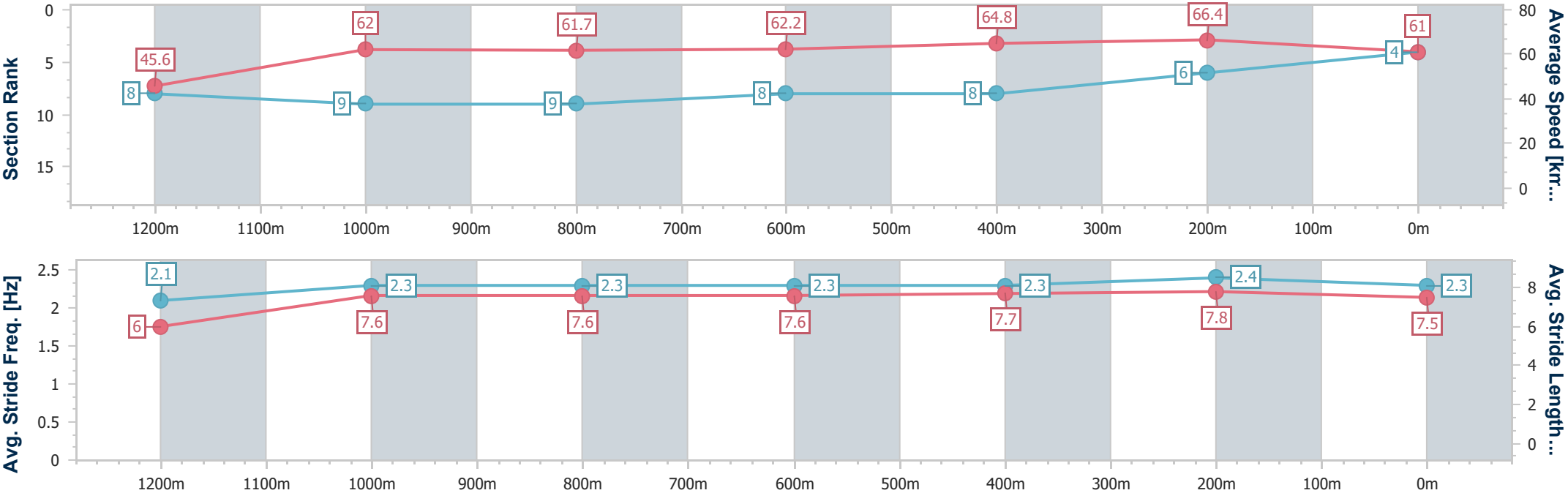
Horse/Jockey Name	Veandechance
Final Rank	4
Fastest Section Time (Section)	0:10.89 (400m)
Top Speed [km/h] (Section)	67.5 (400m)
Race State	Finished



Doomben QLD Professional
Race 7: BECOME A BRC MEMBER Class 2 Plate - 1350m
03 April 2024 - 15:25
Track Rating: Good 4, Weather: Fine, Rail Position: +8m



Section	Overall	1200m	1000m	800m	600m	400m	200m						
Section Times	1:20.57 [4] (0:11.85)	1:08.72 [8] (0:11.61)	0:57.11 [9] (0:11.67)	0:45.44 [9] (0:11.59)	0:33.85 [8] (0:11.14)	0:22.71 [8] (0:10.89)	0:11.82 [6] (0:11.82)						
Average Speed [km/h]	45.6	62.0	61.7	62.2	64.8	66.4	61.0						
Top Speed [km/h]	61.3	63.3	62.8	64.3	65.9	67.5	65.2						
Avg. Dist. to Rail [m]	3.1	0.1	0.2	0.6	0.7	3.6	5.1						
Avg. Stride Freq. [Hz]	2.1	2.3	2.3	2.3	2.3	2.4	2.3						
Avg. Stride Length [m]	6.0	7.6	7.6	7.6	7.7	7.8	7.5						





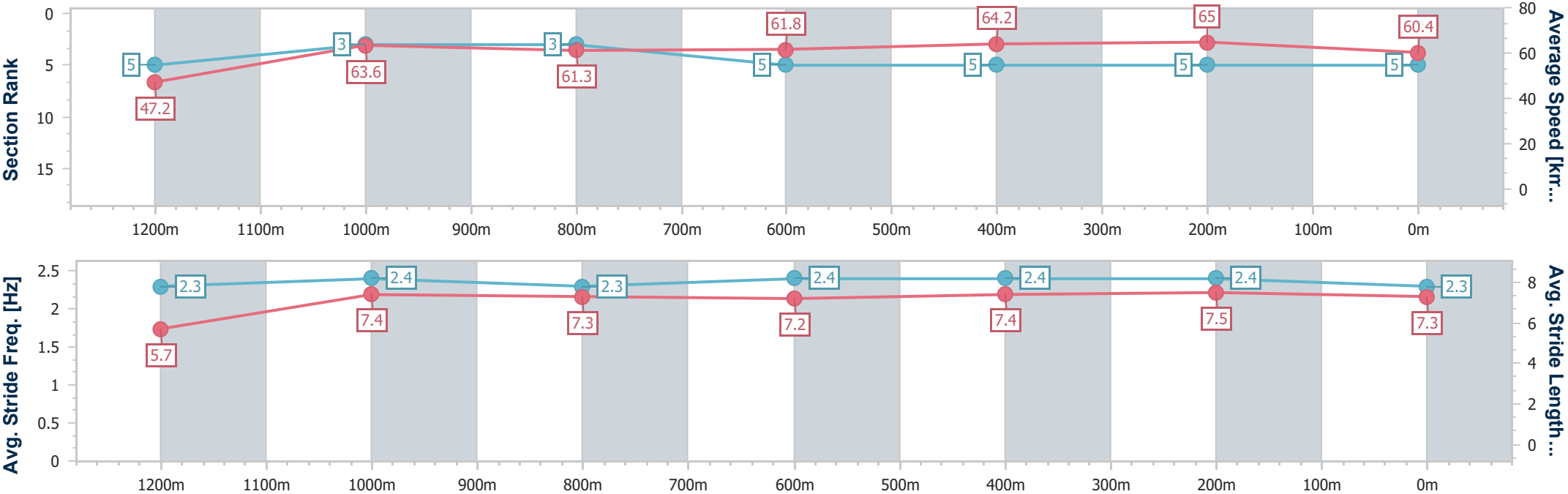
Horse/Jockey Name	Bravely
Final Rank	5
Fastest Section Time (Section)	0:11.09 (400m)
Top Speed [km/h] (Section)	65.8 (400m)
Race State	Finished



Doomben QLD Professional
Race 7: BECOME A BRC MEMBER Class 2 Plate - 1350m
03 April 2024 - 15:25
Track Rating: Good 4, Weather: Fine, Rail Position: +8m



Section	Overall	1200m	1000m	800m	600m	400m	200m						
Section Times	1:20.66 [5] (0:11.45)	1:09.21 [5] (0:11.35)	0:57.86 [3] (0:11.78)	0:46.08 [3] (0:11.74)	0:34.34 [5] (0:11.32)	0:23.02 [5] (0:11.09)	0:11.93 [5] (0:11.93)						
Average Speed [km/h]	47.2	63.6	61.3	61.8	64.2	65.0	60.4						
Top Speed [km/h]	63.4	64.3	61.9	64.3	65.7	65.8	64.9						
Avg. Dist. to Rail [m]	2.5	0.4	1.1	1.5	1.6	1.6	1.5						
Avg. Stride Freq. [Hz]	2.3	2.4	2.3	2.4	2.4	2.4	2.3						
Avg. Stride Length [m]	5.7	7.4	7.3	7.2	7.4	7.5	7.3						





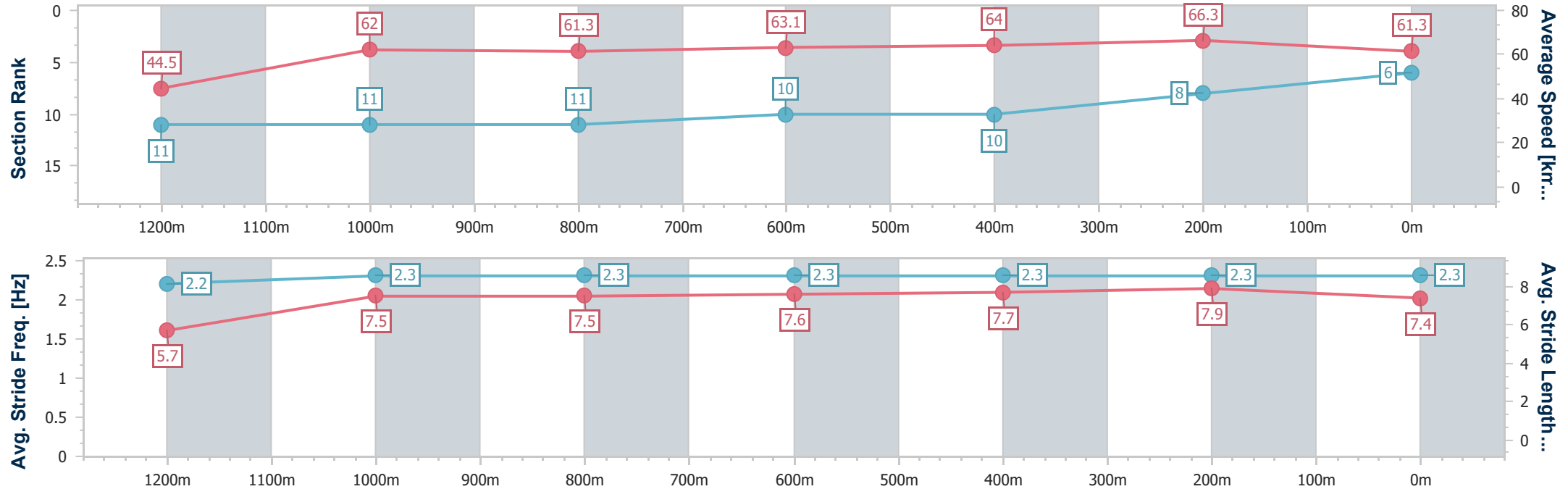
Horse/Jockey Name	Houston Rocket
Final Rank	6
Fastest Section Time (Section)	0:10.84 (400m)
Top Speed [km/h] (Section)	67.4 (400m)
Race State	Finished



Doomben QLD Professional
Race 7: BECOME A BRC MEMBER Class 2 Plate - 1350m
03 April 2024 - 15:25
Track Rating: Good 4, Weather: Fine, Rail Position: +8m



Section	Overall	1200m	1000m	800m	600m	400m	200m						
Section Times	1:20.71 [6] (0:12.07)	1:08.64 [11] (0:11.65)	0:56.99 [11] (0:11.72)	0:45.27 [11] (0:11.49)	0:33.78 [10] (0:11.17)	0:22.61 [10] (0:10.84)	0:11.77 [8] (0:11.77)						
Average Speed [km/h]	44.5	62.0	61.3	63.1	64.0	66.3	61.3						
Top Speed [km/h]	61.5	62.3	62.1	65.9	65.6	67.4	64.7						
Avg. Dist. to Rail [m]	5.3	0.4	0.6	0.4	0.5	0.6	1.4						
Avg. Stride Freq. [Hz]	2.2	2.3	2.3	2.3	2.3	2.3	2.3						
Avg. Stride Length [m]	5.7	7.5	7.5	7.6	7.7	7.9	7.4						





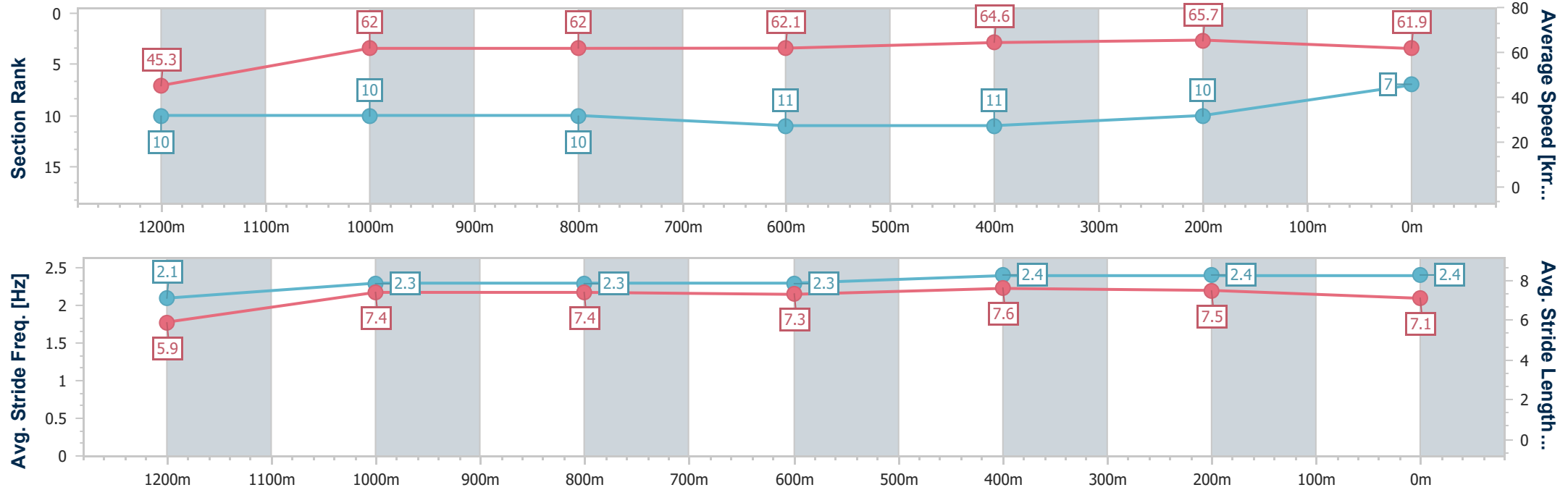
Horse/Jockey Name	Harmony Reigns
Final Rank	7
Fastest Section Time (Section)	0:11.03 (400m)
Top Speed [km/h] (Section)	66.4 (400m)
Race State	Finished



Doomben QLD Professional
Race 7: BECOME A BRC MEMBER Class 2 Plate - 1350m
03 April 2024 - 15:25
Track Rating: Good 4, Weather: Fine, Rail Position: +8m



Section	Overall	1200m	1000m	800m	600m	400m	200m						
Section Times	1:20.81 [7] (0:12.02)	1:08.79 [10] (0:11.59)	0:57.20 [10] (0:11.67)	0:45.53 [10] (0:11.66)	0:33.87 [11] (0:11.20)	0:22.67 [11] (0:11.03)	0:11.64 [10] (0:11.64)						
Average Speed [km/h]	45.3	62.0	62.0	62.1	64.6	65.7	61.9						
Top Speed [km/h]	60.6	62.3	62.9	65.1	66.0	66.4	64.6						
Avg. Dist. to Rail [m]	6.9	1.4	1.6	1.4	0.8	5.6	9.2						
Avg. Stride Freq. [Hz]	2.1	2.3	2.3	2.3	2.4	2.4	2.4						
Avg. Stride Length [m]	5.9	7.4	7.4	7.3	7.6	7.5	7.1						





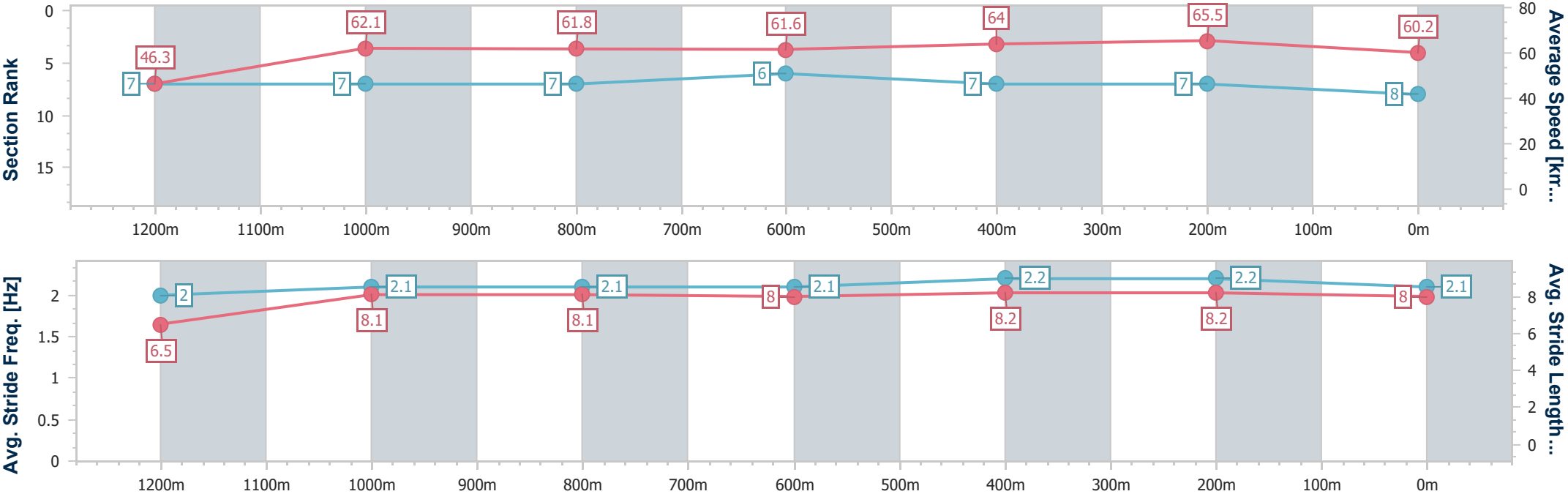
Horse/Jockey Name	Valantino Roc
Final Rank	8
Fastest Section Time (Section)	0:11.01 (400m)
Top Speed [km/h] (Section)	66.8 (400m)
Race State	Finished



Doomben QLD Professional
Race 7: BECOME A BRC MEMBER Class 2 Plate - 1350m
03 April 2024 - 15:25
Track Rating: Good 4, Weather: Fine, Rail Position: +8m



Section	Overall	1200m	1000m	800m	600m	400m	200m						
Section Times	1:20.81 [8] (0:11.69)	1:09.12 [7] (0:11.56)	0:57.56 [7] (0:11.66)	0:45.90 [7] (0:11.65)	0:34.25 [6] (0:11.27)	0:22.98 [7] (0:11.01)	0:11.97 [7] (0:11.97)						
Average Speed [km/h]	46.3	62.1	61.8	61.6	64.0	65.5	60.2						
Top Speed [km/h]	62.4	63.6	63.0	63.3	65.5	66.8	63.9						
Avg. Dist. to Rail [m]	2.8	0.6	0.3	0.5	0.2	3.0	5.4						
Avg. Stride Freq. [Hz]	2.0	2.1	2.1	2.1	2.2	2.2	2.1						
Avg. Stride Length [m]	6.5	8.1	8.1	8.0	8.2	8.2	8.0						





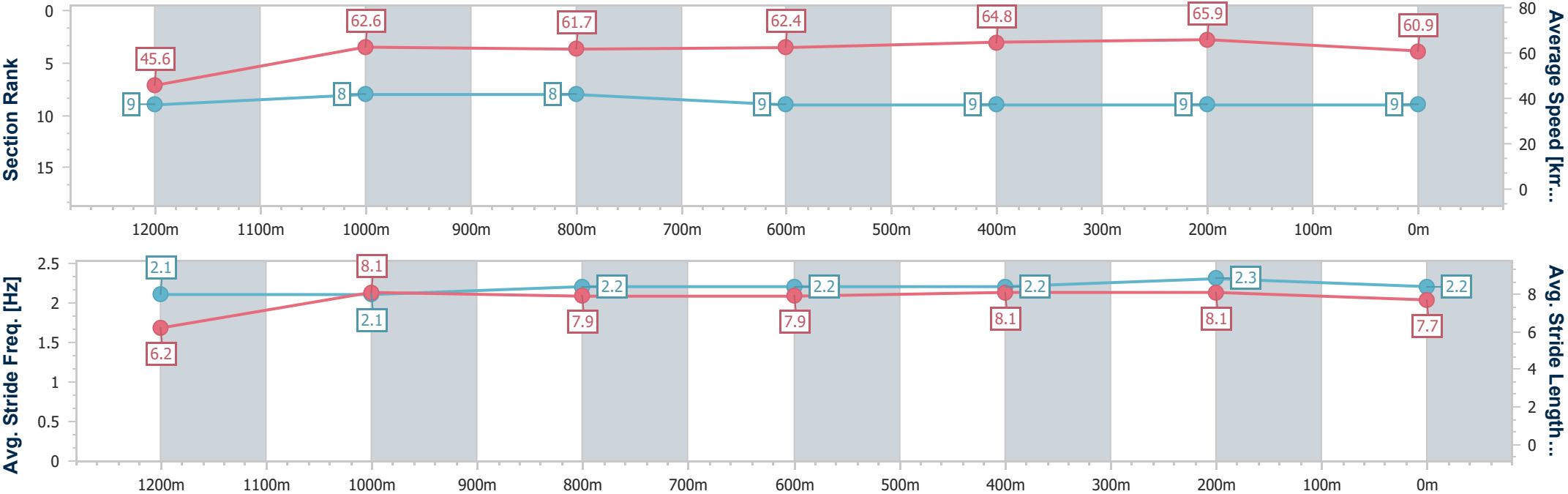
Horse/Jockey Name	Tango Fame
Final Rank	9
Fastest Section Time (Section)	0:10.97 (400m)
Top Speed [km/h] (Section)	67.3 (400m)
Race State	Finished



Doomben QLD Professional
Race 7: BECOME A BRC MEMBER Class 2 Plate - 1350m
03 April 2024 - 15:25
Track Rating: Good 4, Weather: Fine, Rail Position: +8m



Section	Overall	1200m	1000m	800m	600m	400m	200m						
Section Times	1:20.82 [9] (0:11.85)	1:08.97 [9] (0:11.51)	0:57.46 [8] (0:11.75)	0:45.71 [8] (0:11.63)	0:34.08 [9] (0:11.30)	0:22.78 [9] (0:10.97)	0:11.81 [9] (0:11.81)						
Average Speed [km/h]	45.6	62.6	61.7	62.4	64.8	65.9	60.9						
Top Speed [km/h]	62.9	62.9	62.6	65.1	66.6	67.3	64.8						
Avg. Dist. to Rail [m]	4.7	0.9	1.4	1.9	2.7	4.9	6.0						
Avg. Stride Freq. [Hz]	2.1	2.1	2.2	2.2	2.2	2.3	2.2						
Avg. Stride Length [m]	6.2	8.1	7.9	7.9	8.1	8.1	7.7						





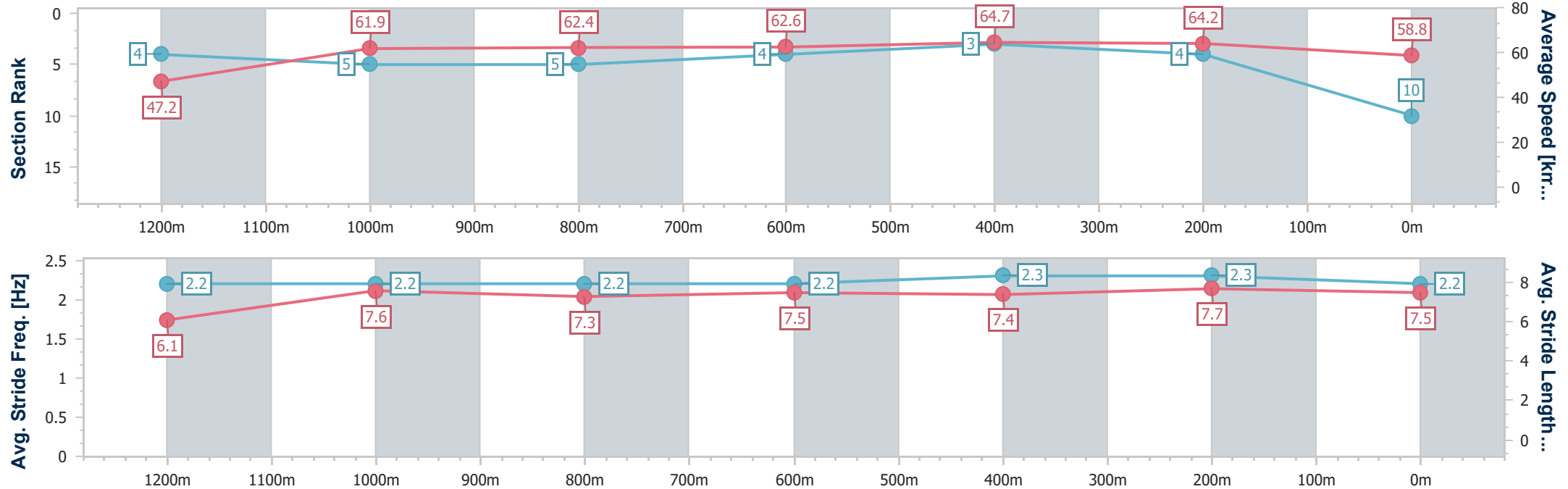
Horse/Jockey Name	Skylon
Final Rank	10
Fastest Section Time (Section)	0:11.18 (600m)
Top Speed [km/h] (Section)	65.8 (600m)
Race State	Finished



Doomben QLD Professional
Race 7: BECOME A BRC MEMBER Class 2 Plate - 1350m
03 April 2024 - 15:25
Track Rating: Good 4, Weather: Fine, Rail Position: +8m



Section	Overall	1200m	1000m	800m	600m	400m	200m						
Section Times	1:20.97 [10] (0:11.44)	1:09.53 [4] (0:11.66)	0:57.87 [5] (0:11.59)	0:46.28 [5] (0:11.62)	0:34.66 [4] (0:11.18)	0:23.48 [3] (0:11.18)	0:12.30 [4] (0:12.30)						
Average Speed [km/h]	47.2	61.9	62.4	62.6	64.7	64.2	58.8						
Top Speed [km/h]	61.1	63.4	63.5	64.0	65.8	65.6	62.6						
Avg. Dist. to Rail [m]	3.3	1.3	1.6	1.6	0.9	0.4	1.3						
Avg. Stride Freq. [Hz]	2.2	2.2	2.2	2.2	2.3	2.3	2.2						
Avg. Stride Length [m]	6.1	7.6	7.3	7.5	7.4	7.7	7.5						





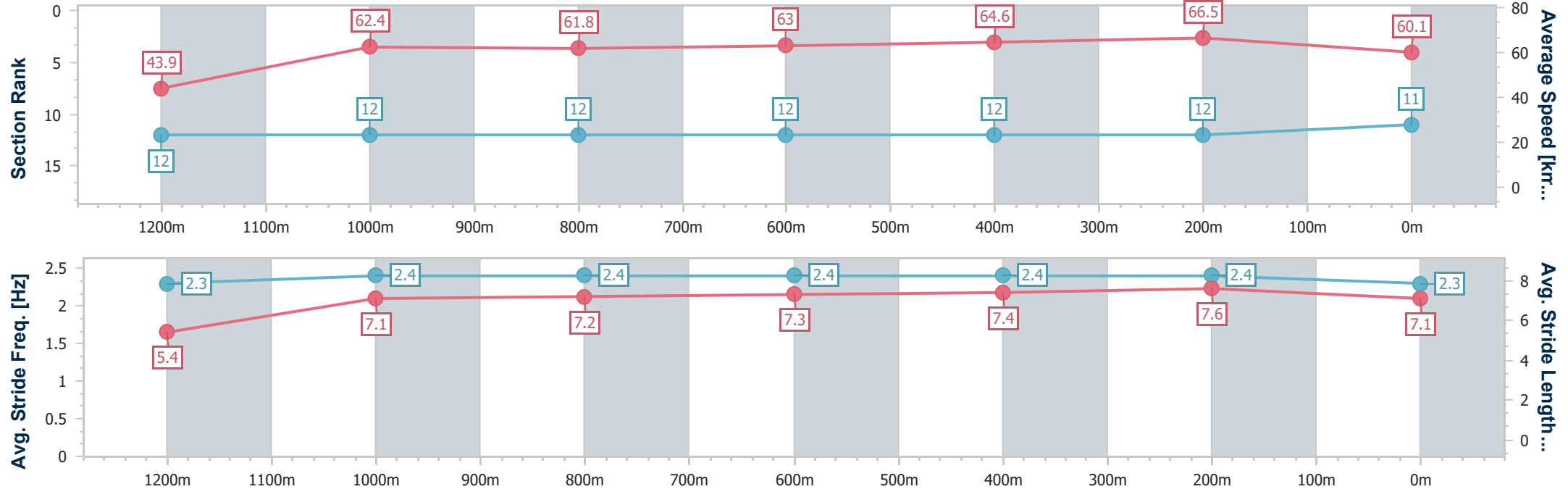
Horse/Jockey Name	Negation
Final Rank	11
Fastest Section Time (Section)	0:10.91 (400m)
Top Speed [km/h] (Section)	66.9 (400m)
Race State	Finished



Doomben QLD Professional
Race 7: BECOME A BRC MEMBER Class 2 Plate - 1350m
03 April 2024 - 15:25
Track Rating: Good 4, Weather: Fine, Rail Position: +8m



Section	Overall	1200m	1000m	800m	600m	400m	200m						
Section Times	1:21.20 [11] (0:12.35)	1:08.85 [12] (0:11.56)	0:57.29 [12] (0:11.66)	0:45.63 [12] (0:11.60)	0:34.03 [12] (0:11.13)	0:22.90 [12] (0:10.91)	0:11.99 [12] (0:11.99)						
Average Speed [km/h]	43.9	62.4	61.8	63.0	64.6	66.5	60.1						
Top Speed [km/h]	60.2	63.5	63.4	66.5	66.6	66.9	65.3						
Avg. Dist. to Rail [m]	7.2	0.8	1.1	2.1	0.6	2.7	1.8						
Avg. Stride Freq. [Hz]	2.3	2.4	2.4	2.4	2.4	2.4	2.3						
Avg. Stride Length [m]	5.4	7.1	7.2	7.3	7.4	7.6	7.1						





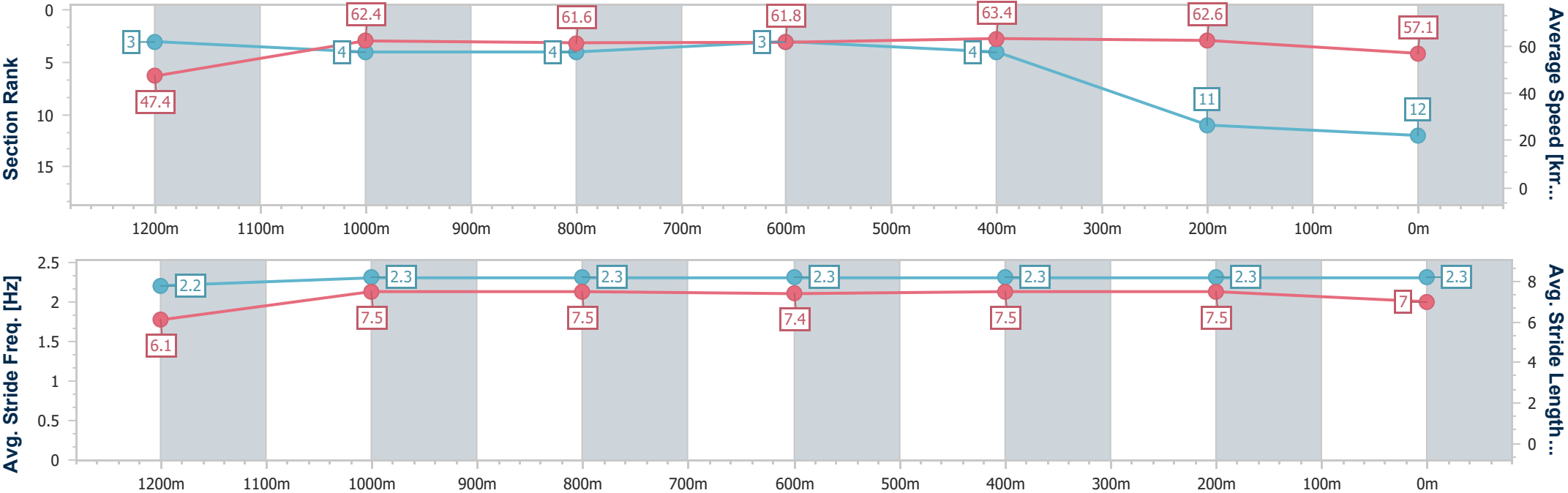
Horse/Jockey Name	Better Strings
Final Rank	12
Fastest Section Time (Section)	0:11.37 (600m)
Top Speed [km/h] (Section)	64.1 (600m)
Race State	Finished



Doomben QLD Professional
Race 7: BECOME A BRC MEMBER Class 2 Plate - 1350m
03 April 2024 - 15:25
Track Rating: Good 4, Weather: Fine, Rail Position: +8m



Section	Overall	1200m	1000m	800m	600m	400m	200m						
Section Times	1:21.75 [12] (0:11.43)	1:10.32 [3] (0:11.52)	0:58.80 [4] (0:11.69)	0:47.11 [4] (0:11.60)	0:35.51 [3] (0:11.37)	0:24.14 [4] (0:11.57)	0:12.57 [11] (0:12.57)						
Average Speed [km/h]	47.4	62.4	61.6	61.8	63.4	62.6	57.1						
Top Speed [km/h]	62.7	63.3	62.7	63.3	64.1	63.7	59.7						
Avg. Dist. to Rail [m]	0.8	0.6	0.7	0.5	0.9	1.0	0.3						
Avg. Stride Freq. [Hz]	2.2	2.3	2.3	2.3	2.3	2.3	2.3						
Avg. Stride Length [m]	6.1	7.5	7.5	7.4	7.5	7.5	7.0						





Doomben QLD Professional
Race 8: XXXX GOLD OPEN Handicap - 1200m
03 April 2024 - 16:03



Track Rating: Good 4, Weather: Fine, Rail Position: +8m

Section		Overall				1000m	800m	600m	400m	200m	Last 600m		
Field Times		1:09.82				0:56.78	0:46.60	0:36.01	0:25.49	0:13.65	0:36.01		
		(0:13.04)				(0:10.18)	(0:10.59)	(0:10.52)	(0:11.84)	(0:13.65)			
Rank	TAB Horse/Jockey	Barrier	Top Speed [km/h]	Fastest Section									Distance Travelled [m]
1	11 AT WITZ END Samantha Collett	11	67.7 400m	0:10.83 400m	1:09.82 [1] (0:13.49)	0:56.33 [5] (0:11.25)	0:45.08 [5] (0:11.56)	0:33.52 [6] (0:11.31)	0:22.21 [6] (0:10.83)	0:11.38 [5] (0:11.38)	1:09.82	0:33.52	
2	2 ASTERO Bailey Wheeler	2	68.3 400m	0:10.85 400m	1:09.99 [2] (0:13.75)	0:56.24 [8] (0:11.07)	0:45.17 [6] (0:11.38)	0:33.79 [4] (0:11.23)	0:22.56 [3] (0:10.85)	0:11.71 [2] (0:11.71)	0.17L	0:33.79	-7
3	9 NIKAU SPUR Andrew Mallyon	9	67.4 400m	0:10.83 400m	1:10.02 [3] (0:14.06)	0:55.96 [10] (0:11.09)	0:44.87 [10] (0:11.37)	0:33.50 [10] (0:11.17)	0:22.33 [7] (0:10.83)	0:11.50 [7] (0:11.50)	0.03L	0:33.50	-5
4	4 EAGLEMONT James Orman	4	68.1 400m	0:10.75 400m	1:10.15 [4] (0:14.20)	0:55.95 [12] (0:11.18)	0:44.77 [11] (0:11.30)	0:33.47 [11] (0:11.33)	0:22.14 [11] (0:10.75)	0:11.39 [11] (0:11.39)	0.13L	0:33.47	-6
5	15 CELESTIAL SOL Melea Castle	15	66.8 400m	0:10.95 400m	1:10.18 [5] (0:13.37)	0:56.81 [2] (0:11.10)	0:45.71 [2] (0:11.42)	0:34.29 [2] (0:11.51)	0:22.78 [2] (0:10.95)	0:11.83 [3] (0:11.83)	0.03L	0:34.29	-4
6	3 MISHANI SNIPER Robbie Dolan	3	69.0 400m	0:10.82 400m	1:10.23 [6] (0:13.70)	0:56.53 [6] (0:11.26)	0:45.27 [9] (0:11.54)	0:33.73 [9] (0:11.37)	0:22.36 [9] (0:10.82)	0:11.54 [8] (0:11.54)	0.05L	0:33.73	+3
7	10 KANAZAWA Cejay Graham	10	67.8 400m	0:10.81 400m	1:10.30 [7] (0:13.39)	0:56.91 [3] (0:11.29)	0:45.62 [4] (0:11.61)	0:34.01 [5] (0:11.28)	0:22.73 [5] (0:10.81)	0:11.92 [4] (0:11.92)	0.07L	0:34.01	-1
8	8 NORTHERN EXPRESS Taylor Marshall	8	67.4 400m	0:11.00 400m	1:10.39 [8] (0:13.43)	0:56.96 [4] (0:11.19)	0:45.77 [3] (0:11.41)	0:34.36 [3] (0:11.47)	0:22.89 [4] (0:11.00)	0:11.89 [6] (0:11.89)	0.09L	0:34.36	-3
9	14 TARA JASMINE Jim Byrne	14	68.0 400m	0:10.86 400m	1:10.41 [9] (0:14.09)	0:56.32 [11] (0:11.30)	0:45.02 [12] (0:11.35)	0:33.67 [12] (0:11.35)	0:22.32 [12] (0:10.86)	0:11.46 [12] (0:11.46)	0.02L	0:33.67	+0
10	7 NED'S GULLY Mark Du Plessis	7	68.9 400m	0:10.84 400m	1:10.52 [10] (0:13.77)	0:56.75 [9] (0:11.13)	0:45.62 [7] (0:11.57)	0:34.05 [8] (0:11.43)	0:22.62 [10] (0:10.84)	0:11.78 [10] (0:11.78)	0.11L	0:34.05	+3

Scratched: Russian Alliance (#13), Tidal Creek (#6), Roman Aureus (#5)



Doomben QLD Professional
Race 8: XXXX GOLD OPEN Handicap - 1200m
03 April 2024 - 16:03



Track Rating: Good 4, Weather: Fine, Rail Position: +8m

Section						Overall	1000m	800m	600m	400m	200m	Last 600m		
Field Times						1:09.82 (0:13.04)	0:56.78 (0:10.18)	0:46.60 (0:10.59)	0:36.01 (0:10.52)	0:25.49 (0:11.84)	0:13.65 (0:13.65)	0:36.01		
Rank	TAB	Horse/Jockey	Barrier	Top Speed [km/h]	Fastest Section							Margin	Distance Travelled [m]	
11	1	NEVER NO MORE	1	67.3	0:10.91	1:10.53 [11]	0:56.81 [7]	0:45.61 [8]	0:34.08 [7]	0:22.71 [8]	0:11.80 [9]	0.01L	0:34.08	-3
		Jake Bayliss		400m	400m	(0:13.72)	(0:11.20)	(0:11.53)	(0:11.37)	(0:10.91)	(0:11.80)			
12	12	CHARGE ON	12	65.9	0:10.18	1:13.93 [12]	1:00.89 [1]	0:50.71 [1]	0:40.12 [1]	0:29.60 [1]	0:17.76 [1]	3.4L	0:40.12	-2
		Elione Chaves		1000m	1000m	(0:13.04)	(0:10.18)	(0:10.59)	(0:10.52)	(0:11.84)	(0:17.76)			

Scratched: Russian Alliance (#13), Tidal Creek (#6), Roman Aureus (#5)



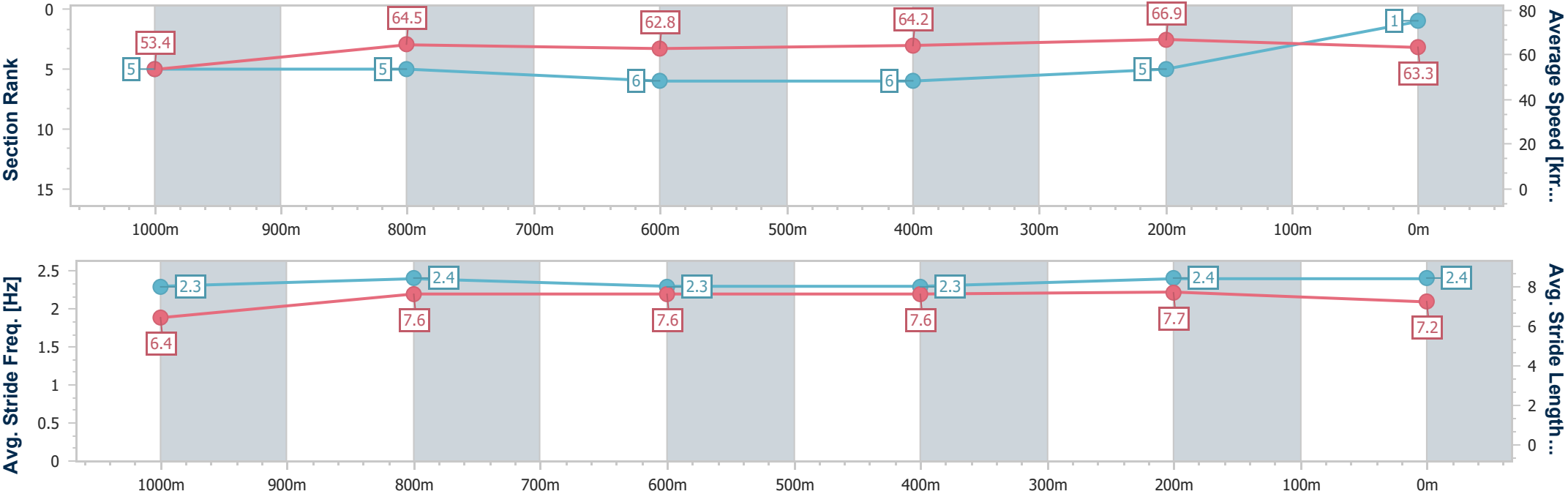
Horse/Jockey Name	At Witz End
Final Rank	1
Fastest Section Time (Section)	0:10.83 (400m)
Top Speed [km/h] (Section)	67.7 (400m)
Race State	Finished



Doomben QLD Professional
Race 8: XXXX GOLD OPEN Handicap - 1200m
03 April 2024 - 16:03
Track Rating: Good 4, Weather: Fine, Rail Position: +8m



Section	Overall	1000m	800m	600m	400m	200m							
Section Times	1:09.82 [1] (0:13.49)	0:56.33 [5] (0:11.25)	0:45.08 [5] (0:11.56)	0:33.52 [6] (0:11.31)	0:22.21 [6] (0:10.83)	0:11.38 [5] (0:11.38)							
Average Speed [km/h]	53.4	64.5	62.8	64.2	66.9	63.3							
Top Speed [km/h]	66.3	66.4	63.8	66.2	67.7	66.2							
Avg. Dist. to Rail [m]	6.4	3.0	1.9	1.7	3.0	4.1							
Avg. Stride Freq. [Hz]	2.3	2.4	2.3	2.3	2.4	2.4							
Avg. Stride Length [m]	6.4	7.6	7.6	7.6	7.7	7.2							





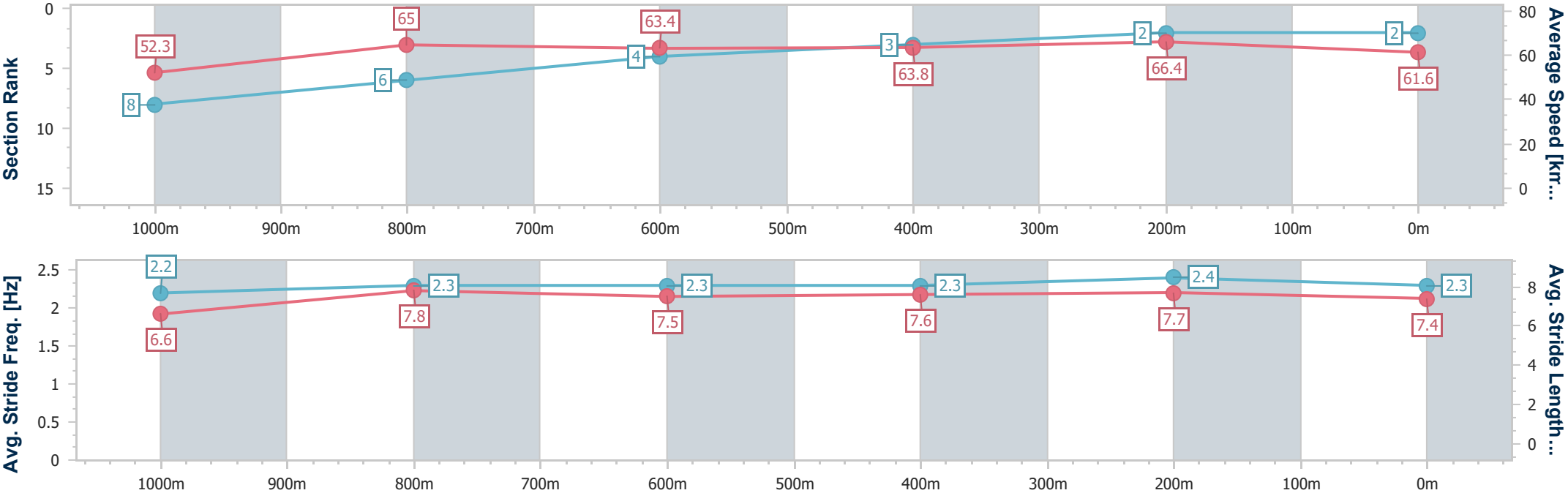
Horse/Jockey Name	Astero
Final Rank	2
Fastest Section Time (Section)	0:10.85 (400m)
Top Speed [km/h] (Section)	68.3 (400m)
Race State	Finished



Doomben QLD Professional
Race 8: XXXX GOLD OPEN Handicap - 1200m
03 April 2024 - 16:03
Track Rating: Good 4, Weather: Fine, Rail Position: +8m



Section	Overall	1000m	800m	600m	400m	200m							
Section Times	1:09.99 [2] (0:13.75)	0:56.24 [8] (0:11.07)	0:45.17 [6] (0:11.38)	0:33.79 [4] (0:11.23)	0:22.56 [3] (0:10.85)	0:11.71 [2] (0:11.71)							
Average Speed [km/h]	52.3	65.0	63.4	63.8	66.4	61.6							
Top Speed [km/h]	67.4	67.6	64.4	65.3	68.3	64.5							
Avg. Dist. to Rail [m]	0.8	0.3	0.2	0.7	1.8	2.8							
Avg. Stride Freq. [Hz]	2.2	2.3	2.3	2.3	2.4	2.3							
Avg. Stride Length [m]	6.6	7.8	7.5	7.6	7.7	7.4							





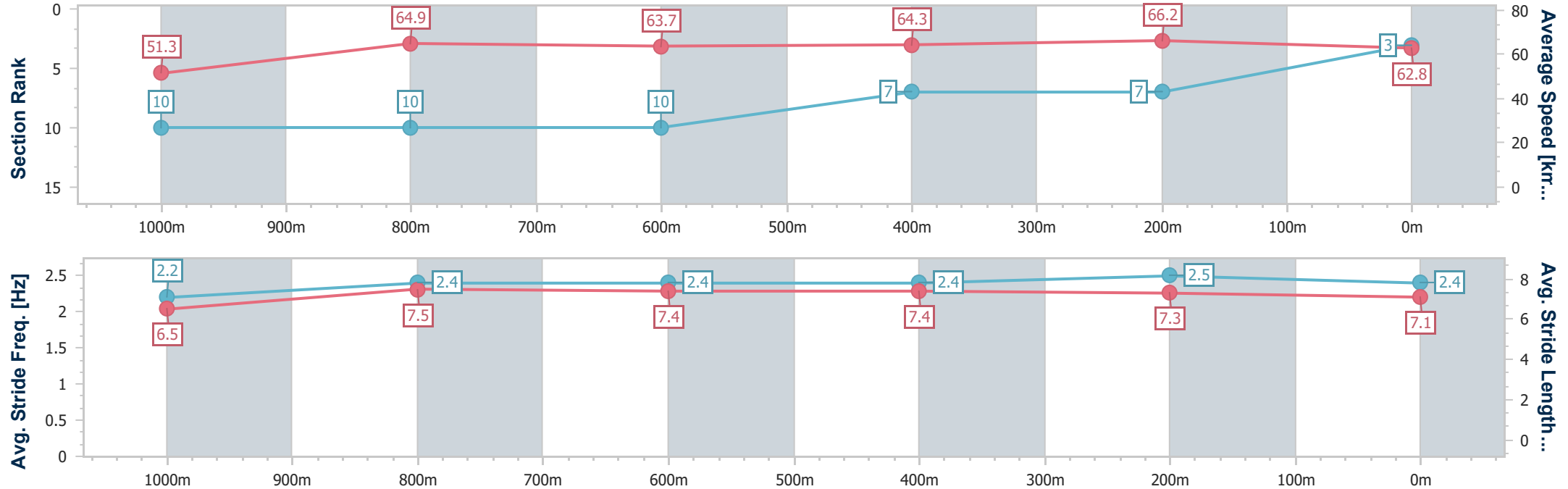
Horse/Jockey Name	Nikau Spur
Final Rank	3
Fastest Section Time (Section)	0:10.83 (400m)
Top Speed [km/h] (Section)	67.4 (400m)
Race State	Finished



Doomben QLD Professional
Race 8: XXXX GOLD OPEN Handicap - 1200m
03 April 2024 - 16:03
Track Rating: Good 4, Weather: Fine, Rail Position: +8m



Section	Overall	1000m	800m	600m	400m	200m							
Section Times	1:10.02 [3] (0:14.06)	0:55.96 [10] (0:11.09)	0:44.87 [10] (0:11.37)	0:33.50 [10] (0:11.17)	0:22.33 [7] (0:10.83)	0:11.50 [7] (0:11.50)							
Average Speed [km/h]	51.3	64.9	63.7	64.3	66.2	62.8							
Top Speed [km/h]	66.1	66.3	64.4	66.4	67.4	64.9							
Avg. Dist. to Rail [m]	2.0	0.2	1.1	0.9	1.9	3.9							
Avg. Stride Freq. [Hz]	2.2	2.4	2.4	2.4	2.5	2.4							
Avg. Stride Length [m]	6.5	7.5	7.4	7.4	7.3	7.1							



- [] Ranking at each section and finish
- .-.- No data available at this section
- NA No data available



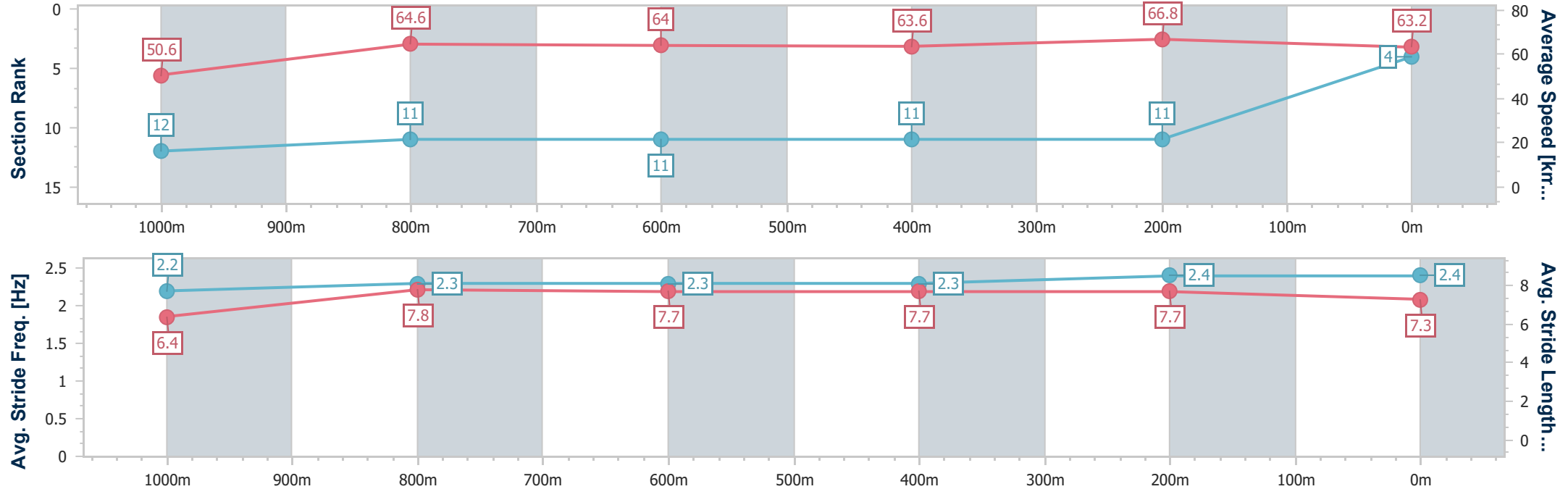
Horse/Jockey Name	Eaglemont
Final Rank	4
Fastest Section Time (Section)	0:10.75 (400m)
Top Speed [km/h] (Section)	68.1 (400m)
Race State	Finished



Doomben QLD Professional
Race 8: XXXX GOLD OPEN Handicap - 1200m
03 April 2024 - 16:03
Track Rating: Good 4, Weather: Fine, Rail Position: +8m



Section	Overall	1000m	800m	600m	400m	200m							
Section Times	1:10.15 [4] (0:14.20)	0:55.95 [12] (0:11.18)	0:44.77 [11] (0:11.30)	0:33.47 [11] (0:11.33)	0:22.14 [11] (0:10.75)	0:11.39 [11] (0:11.39)							
Average Speed [km/h]	50.6	64.6	64.0	63.6	66.8	63.2							
Top Speed [km/h]	64.8	64.9	65.2	65.1	68.1	66.6							
Avg. Dist. to Rail [m]	2.7	0.6	0.3	0.9	1.1	0.6							
Avg. Stride Freq. [Hz]	2.2	2.3	2.3	2.3	2.4	2.4							
Avg. Stride Length [m]	6.4	7.8	7.7	7.7	7.7	7.3							





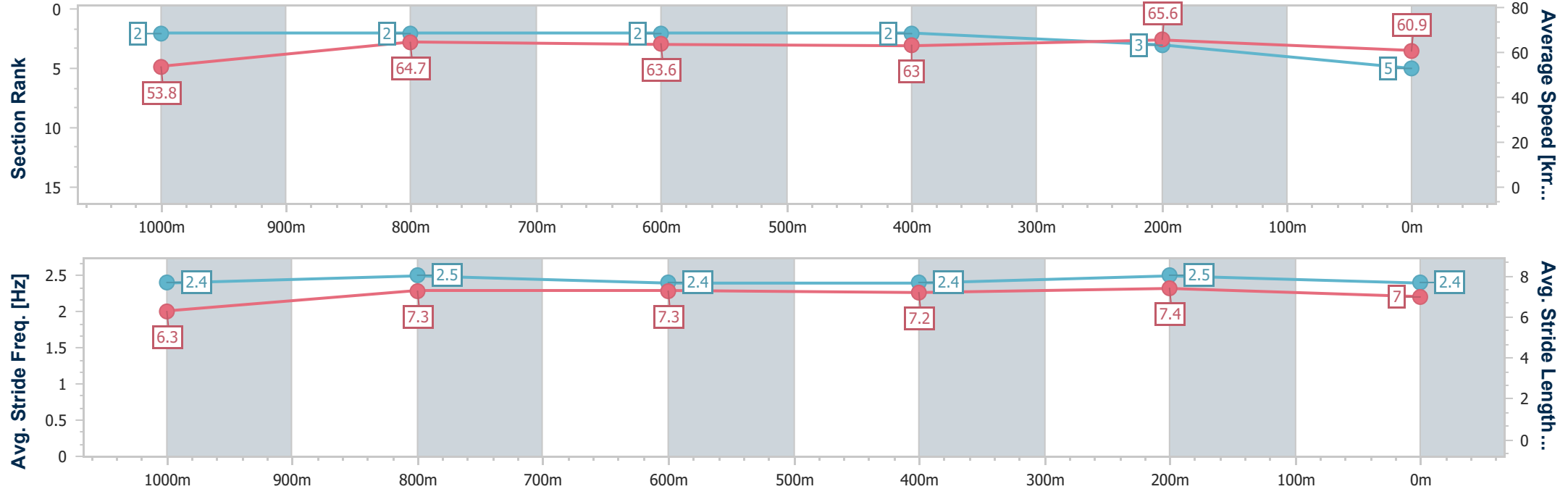
Horse/Jockey Name	Celestial Sol
Final Rank	5
Fastest Section Time (Section)	0:10.95 (400m)
Top Speed [km/h] (Section)	66.8 (400m)
Race State	Finished



Doomben QLD Professional
Race 8: XXXX GOLD OPEN Handicap - 1200m
03 April 2024 - 16:03
Track Rating: Good 4, Weather: Fine, Rail Position: +8m



Section	Overall	1000m	800m	600m	400m	200m							
Section Times	1:10.18 [5] (0:13.37)	0:56.81 [2] (0:11.10)	0:45.71 [2] (0:11.42)	0:34.29 [2] (0:11.51)	0:22.78 [2] (0:10.95)	0:11.83 [3] (0:11.83)							
Average Speed [km/h]	53.8	64.7	63.6	63.0	65.6	60.9							
Top Speed [km/h]	66.3	66.4	64.3	64.1	66.8	64.0							
Avg. Dist. to Rail [m]	0.7	1.0	1.5	1.3	1.1	0.4							
Avg. Stride Freq. [Hz]	2.4	2.5	2.4	2.4	2.5	2.4							
Avg. Stride Length [m]	6.3	7.3	7.3	7.2	7.4	7.0							





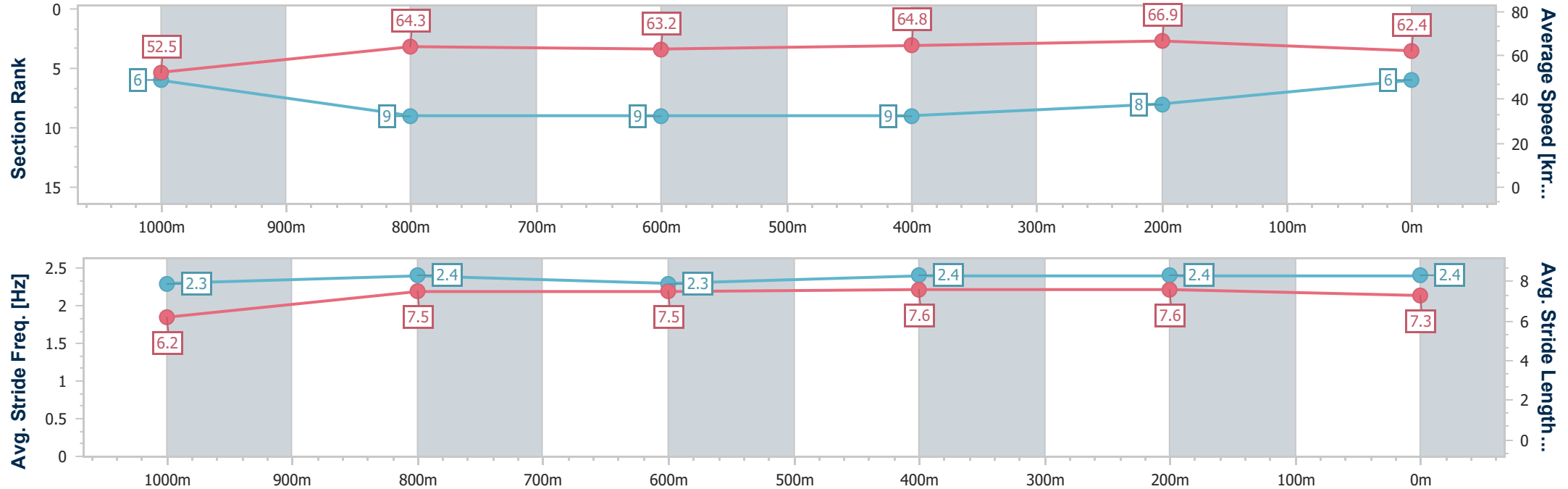
Horse/Jockey Name	Mishani Sniper
Final Rank	6
Fastest Section Time (Section)	0:10.82 (400m)
Top Speed [km/h] (Section)	69.0 (400m)
Race State	Finished



Doomben QLD Professional
Race 8: XXXX GOLD OPEN Handicap - 1200m
03 April 2024 - 16:03
Track Rating: Good 4, Weather: Fine, Rail Position: +8m



Section	Overall	1000m	800m	600m	400m	200m							
Section Times	1:10.23 [6] (0:13.70)	0:56.53 [6] (0:11.26)	0:45.27 [9] (0:11.54)	0:33.73 [9] (0:11.37)	0:22.36 [9] (0:10.82)	0:11.54 [8] (0:11.54)							
Average Speed [km/h]	52.5	64.3	63.2	64.8	66.9	62.4							
Top Speed [km/h]	65.7	65.9	64.3	66.3	69.0	66.6							
Avg. Dist. to Rail [m]	3.2	2.0	2.5	3.8	5.1	6.8							
Avg. Stride Freq. [Hz]	2.3	2.4	2.3	2.4	2.4	2.4							
Avg. Stride Length [m]	6.2	7.5	7.5	7.6	7.6	7.3							





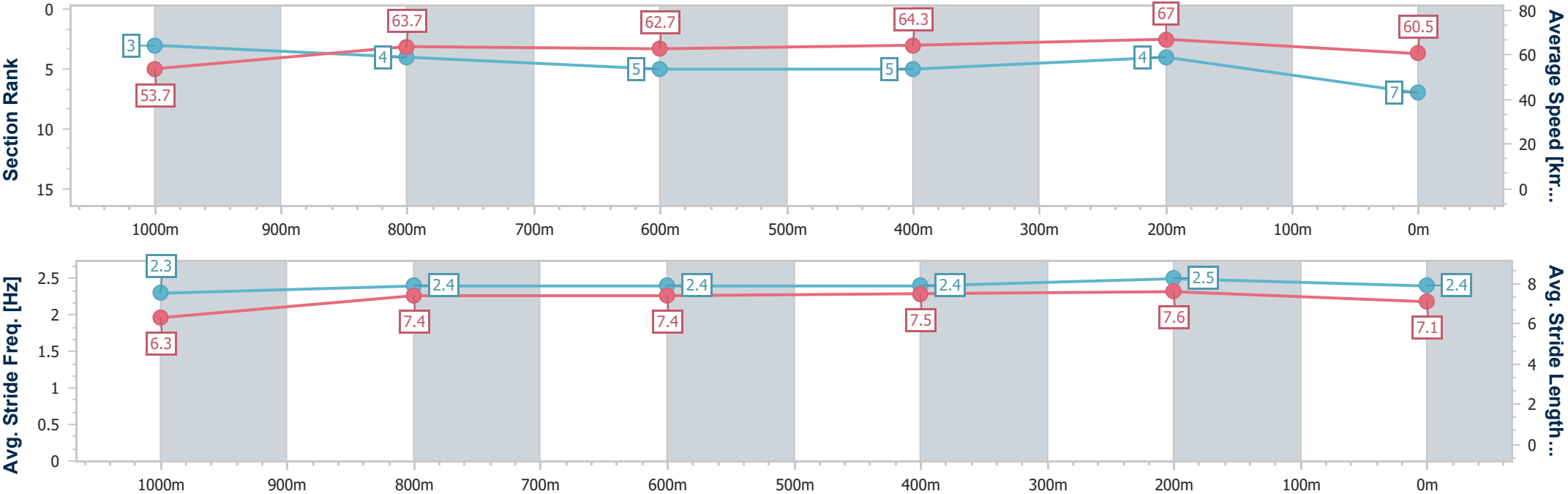
Horse/Jockey Name	Kanazawa
Final Rank	7
Fastest Section Time (Section)	0:10.81 (400m)
Top Speed [km/h] (Section)	67.8 (400m)
Race State	Finished



Doomben QLD Professional
Race 8: XXXX GOLD OPEN Handicap - 1200m
03 April 2024 - 16:03
Track Rating: Good 4, Weather: Fine, Rail Position: +8m



Section	Overall	1000m	800m	600m	400m	200m								
Section Times	1:10.30 [7] (0:13.39)	0:56.91 [3] (0:11.29)	0:45.62 [4] (0:11.61)	0:34.01 [5] (0:11.28)	0:22.73 [5] (0:10.81)	0:11.92 [4] (0:11.92)								
Average Speed [km/h]	53.7	63.7	62.7	64.3	67.0	60.5								
Top Speed [km/h]	66.8	66.7	63.9	66.5	67.8	65.8								
Avg. Dist. to Rail [m]	3.7	0.6	2.0	1.8	5.3	8.4								
Avg. Stride Freq. [Hz]	2.3	2.4	2.4	2.4	2.5	2.4								
Avg. Stride Length [m]	6.3	7.4	7.4	7.5	7.6	7.1								





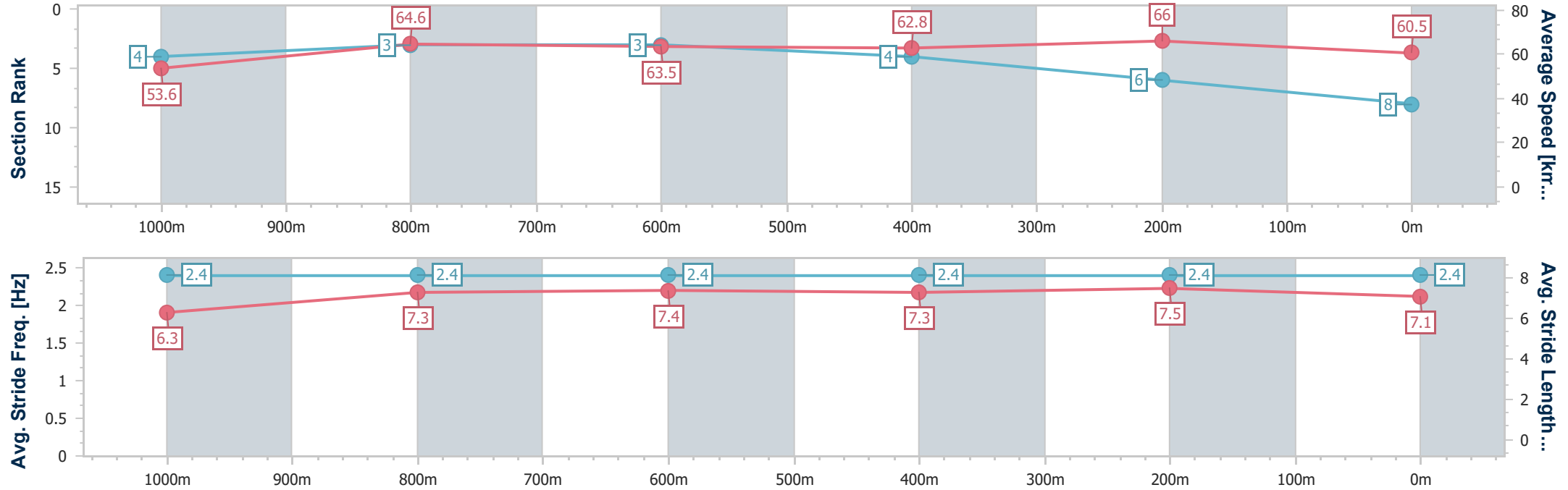
Horse/Jockey Name	Northern Express
Final Rank	8
Fastest Section Time (Section)	0:11.00 (400m)
Top Speed [km/h] (Section)	67.4 (400m)
Race State	Finished



Doomben QLD Professional
Race 8: XXXX GOLD OPEN Handicap - 1200m
03 April 2024 - 16:03
Track Rating: Good 4, Weather: Fine, Rail Position: +8m



Section	Overall	1000m	800m	600m	400m	200m							
Section Times	1:10.39 [8] (0:13.43)	0:56.96 [4] (0:11.19)	0:45.77 [3] (0:11.41)	0:34.36 [3] (0:11.47)	0:22.89 [4] (0:11.00)	0:11.89 [6] (0:11.89)							
Average Speed [km/h]	53.6	64.6	63.5	62.8	66.0	60.5							
Top Speed [km/h]	67.3	67.2	64.9	64.7	67.4	64.6							
Avg. Dist. to Rail [m]	5.0	1.4	1.1	0.7	3.1	4.8							
Avg. Stride Freq. [Hz]	2.4	2.4	2.4	2.4	2.4	2.4							
Avg. Stride Length [m]	6.3	7.3	7.4	7.3	7.5	7.1							





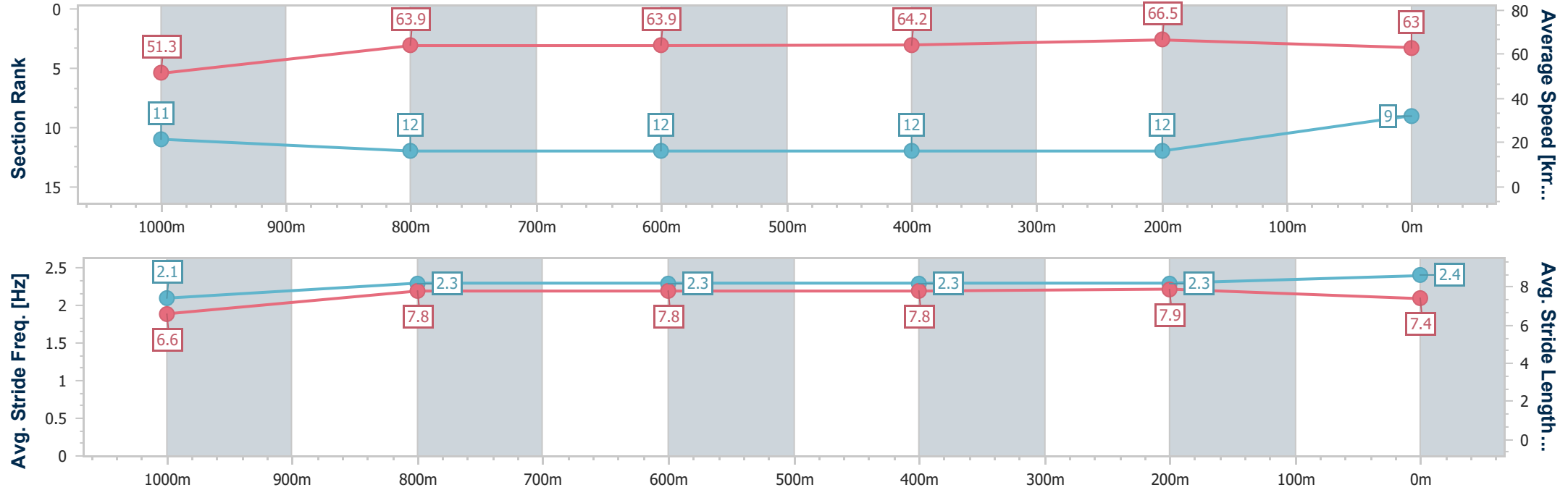
Horse/Jockey Name	Tara Jasmine
Final Rank	9
Fastest Section Time (Section)	0:10.86 (400m)
Top Speed [km/h] (Section)	68.0 (400m)
Race State	Finished



Doomben QLD Professional
Race 8: XXXX GOLD OPEN Handicap - 1200m
03 April 2024 - 16:03
Track Rating: Good 4, Weather: Fine, Rail Position: +8m



Section	Overall	1000m	800m	600m	400m	200m							
Section Times	1:10.41 [9] (0:14.09)	0:56.32 [11] (0:11.30)	0:45.02 [12] (0:11.35)	0:33.67 [12] (0:11.35)	0:22.32 [12] (0:10.86)	0:11.46 [12] (0:11.46)							
Average Speed [km/h]	51.3	63.9	63.9	64.2	66.5	63.0							
Top Speed [km/h]	63.8	64.7	65.6	65.0	68.0	66.0							
Avg. Dist. to Rail [m]	6.0	1.2	1.6	2.1	4.2	7.9							
Avg. Stride Freq. [Hz]	2.1	2.3	2.3	2.3	2.3	2.4							
Avg. Stride Length [m]	6.6	7.8	7.8	7.8	7.9	7.4							





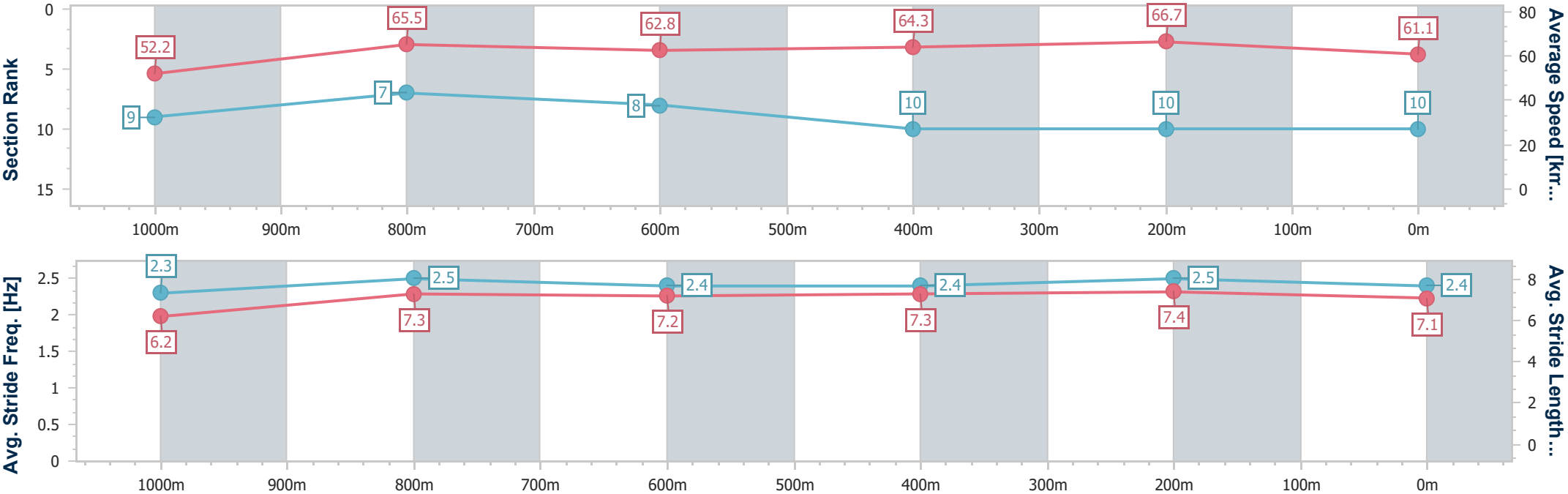
Horse/Jockey Name	Ned's Gully
Final Rank	10
Fastest Section Time (Section)	0:10.84 (400m)
Top Speed [km/h] (Section)	68.9 (400m)
Race State	Finished



Doomben QLD Professional
Race 8: XXXX GOLD OPEN Handicap - 1200m
03 April 2024 - 16:03
Track Rating: Good 4, Weather: Fine, Rail Position: +8m



Section	Overall	1000m	800m	600m	400m	200m							
Section Times	1:10.52 [10] (0:13.77)	0:56.75 [9] (0:11.13)	0:45.62 [7] (0:11.57)	0:34.05 [8] (0:11.43)	0:22.62 [10] (0:10.84)	0:11.78 [10] (0:11.78)							
Average Speed [km/h]	52.2	65.5	62.8	64.3	66.7	61.1							
Top Speed [km/h]	66.5	68.3	64.3	66.7	68.9	64.5							
Avg. Dist. to Rail [m]	7.6	2.7	2.6	3.1	4.9	7.0							
Avg. Stride Freq. [Hz]	2.3	2.5	2.4	2.4	2.5	2.4							
Avg. Stride Length [m]	6.2	7.3	7.2	7.3	7.4	7.1							





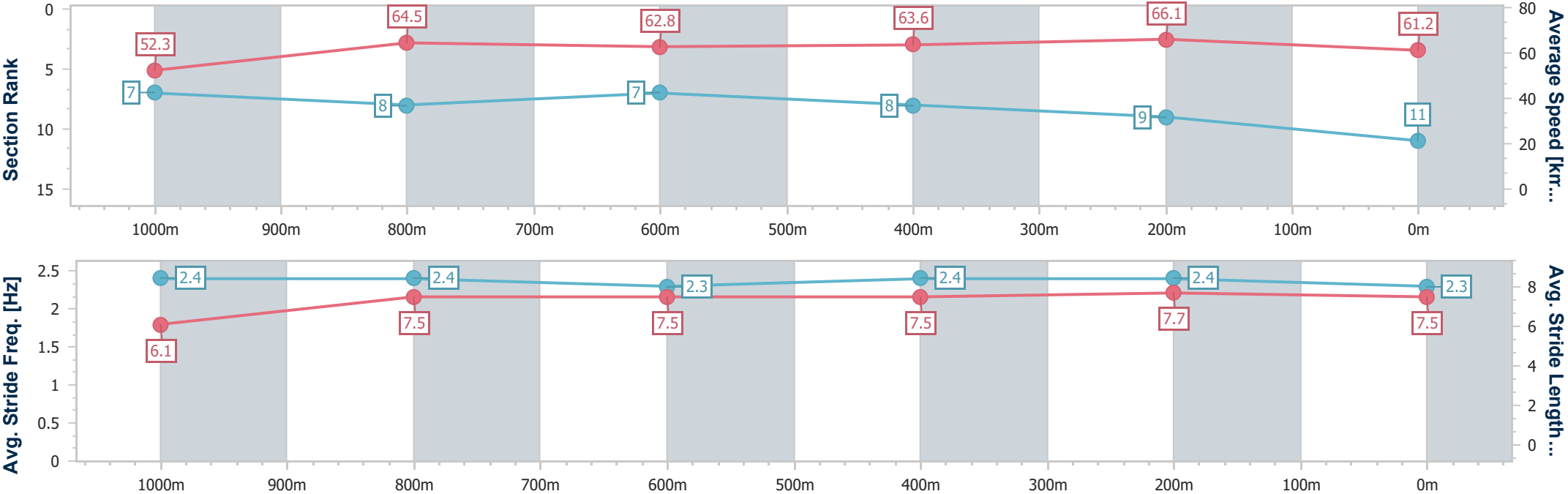
Horse/Jockey Name	Never No More
Final Rank	11
Fastest Section Time (Section)	0:10.91 (400m)
Top Speed [km/h] (Section)	67.3 (400m)
Race State	Finished



Doomben QLD Professional
Race 8: XXXX GOLD OPEN Handicap - 1200m
03 April 2024 - 16:03
Track Rating: Good 4, Weather: Fine, Rail Position: +8m



Section	Overall	1000m	800m	600m	400m	200m							
Section Times	1:10.53 [11] (0:13.72)	0:56.81 [7] (0:11.20)	0:45.61 [8] (0:11.53)	0:34.08 [7] (0:11.37)	0:22.71 [8] (0:10.91)	0:11.80 [9] (0:11.80)							
Average Speed [km/h]	52.3	64.5	62.8	63.6	66.1	61.2							
Top Speed [km/h]	66.4	66.7	63.6	65.6	67.3	65.9							
Avg. Dist. to Rail [m]	1.6	0.8	0.9	1.2	2.7	5.5							
Avg. Stride Freq. [Hz]	2.4	2.4	2.3	2.4	2.4	2.3							
Avg. Stride Length [m]	6.1	7.5	7.5	7.5	7.7	7.5							





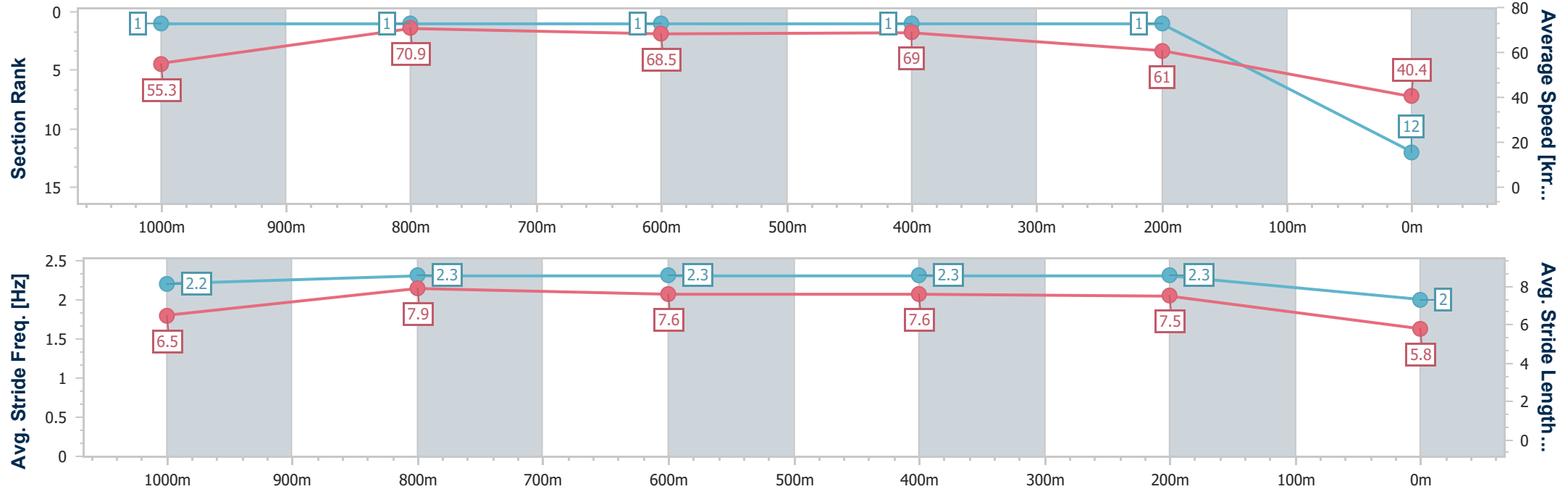
Horse/Jockey Name	Charge On
Final Rank	12
Fastest Section Time (Section)	0:10.18 (1000m)
Top Speed [km/h] (Section)	65.9 (1000m)
Race State	Finished



Doomben QLD Professional
Race 8: XXXX GOLD OPEN Handicap - 1200m
03 April 2024 - 16:03
Track Rating: Good 4, Weather: Fine, Rail Position: +8m



Section	Overall	1000m	800m	600m	400m	200m								
Section Times	1:13.93 [12] (0:13.04)	1:00.89 [1] (0:10.18)	0:50.71 [1] (0:10.59)	0:40.12 [1] (0:10.52)	0:29.60 [1] (0:11.84)	0:17.76 [1] (0:17.76)								
Average Speed [km/h]	55.3	70.9	68.5	69.0	61.0	40.4								
Top Speed [km/h]	65.6	65.9	63.8	63.9	63.0	56.4								
Avg. Dist. to Rail [m]	4.0	1.3	1.4	1.2	2.1	2.7								
Avg. Stride Freq. [Hz]	2.2	2.3	2.3	2.3	2.3	2.0								
Avg. Stride Length [m]	6.5	7.9	7.6	7.6	7.5	5.8								





Doomben QLD Professional
Race 9: LADBROKES COMMUNITIES Fillies & Mares BENCHMARK 65
Handicap - 1200m
03 April 2024 - 16:34



Track Rating: Good 4, Weather: Fine, Rail Position: +8m

Section						Overall	1000m	800m	600m	400m	200m	Last 600m	
Field Times						1:09.56 (0:12.91)	0:56.65 (0:10.72)	0:45.93 (0:11.17)	0:34.76 (0:10.96)	0:23.80 (0:11.26)	0:12.54 (0:12.54)	0:34.76	
Rank	TAB	Horse/Jockey	Barrier	Top Speed [km/h]	Fastest Section							Margin	Distance Travelled [m]
1	1	TYPHOON TAAVI	1	70.7	0:10.72	1:09.56 [1]	0:56.65 [1]	0:45.93 [1]	0:34.76 [1]	0:23.80 [1]	0:12.54 [1]	1:09.56	0:34.76
		Tahlia Fenlon		Overall	1000m	(0:12.91)	(0:10.72)	(0:11.17)	(0:10.96)	(0:11.26)	(0:12.54)		
2	5	HELIKEDEMPRETTY	5	69.0	0:10.64	1:09.84 [2]	0:56.63 [2]	0:45.99 [2]	0:34.74 [2]	0:23.73 [2]	0:12.39 [2]	0.28L	0:34.74
		Noel Callow		1000m	1000m	(0:13.21)	(0:10.64)	(0:11.25)	(0:11.01)	(0:11.34)	(0:12.39)		-2
3	4	KITRI	4	67.8	0:10.82	1:10.06 [3]	0:56.71 [3]	0:45.89 [3]	0:34.67 [3]	0:23.49 [3]	0:12.20 [3]	0.22L	0:34.67
		Cejay Graham		1000m	1000m	(0:13.35)	(0:10.82)	(0:11.22)	(0:11.18)	(0:11.29)	(0:12.20)		+1
4	2	I AM TAKINGTHELOT	2	67.5	0:10.89	1:10.47 [4]	0:56.60 [6]	0:45.71 [6]	0:34.55 [6]	0:23.41 [6]	0:12.28 [4]	0.41L	0:34.55
		James Orman		1000m	1000m	(0:13.87)	(0:10.89)	(0:11.16)	(0:11.14)	(0:11.13)	(0:12.28)		-1
5	19	JEALOUS	19	68.4	0:10.88	1:10.69 [5]	0:56.54 [9]	0:45.66 [8]	0:34.55 [8]	0:23.52 [7]	0:12.20 [8]	0.22L	0:34.55
		Martin Harley		1000m	1000m	(0:14.15)	(0:10.88)	(0:11.11)	(0:11.03)	(0:11.32)	(0:12.20)		+0
6	17	LI'L WONDER	17	66.9	0:10.96	1:10.71 [6]	0:56.29 [12]	0:45.33 [12]	0:34.36 [10]	0:23.27 [10]	0:12.12 [10]	0.02L	0:34.36
		Vlad Duric		800m	1000m	(0:14.42)	(0:10.96)	(0:10.97)	(0:11.09)	(0:11.15)	(0:12.12)		-3
7	20	HELLO IN THERE	20	68.5	0:10.90	1:10.95 [7]	0:57.07 [7]	0:46.17 [7]	0:34.99 [7]	0:23.73 [8]	0:12.41 [9]	0.24L	0:34.99
		Jim Byrne		1000m	1000m	(0:13.88)	(0:10.90)	(0:11.18)	(0:11.26)	(0:11.32)	(0:12.41)		+1
8	9	MORITZ GIRL	9	68.3	0:11.01	1:10.98 [8]	0:56.82 [10]	0:45.81 [10]	0:34.77 [9]	0:23.61 [9]	0:12.51 [6]	0.03L	0:34.77
		Damien Thornton		1000m	1000m	(0:14.16)	(0:11.01)	(0:11.04)	(0:11.16)	(0:11.10)	(0:12.51)		+2
9	8	WHAT A SHAM	8	69.5	0:10.89	1:11.31 [9]	0:57.75 [5]	0:46.86 [5]	0:35.71 [5]	0:24.36 [5]	0:12.84 [7]	0.33L	0:35.71
		Sean Cormack		Overall	1000m	(0:13.56)	(0:10.89)	(0:11.15)	(0:11.35)	(0:11.52)	(0:12.84)		+4
10	18	SHAPIN POWER	18	67.4	0:11.01	1:11.36 [10]	0:57.04 [11]	0:46.03 [11]	0:34.83 [12]	0:23.77 [11]	0:12.65 [11]	0.05L	0:34.83
		Kyle Wilson-Taylor		1000m	1000m	(0:14.32)	(0:11.01)	(0:11.20)	(0:11.06)	(0:11.12)	(0:12.65)		+2

Scratched: Roman Reign (#10), Venturer (#11), Beauty Bound (#16), Laydownlily (#6), Yes To Excess (#12), Polarising (#15), Platinum Lies (#14), Tres Redoute (#7)

Report Created: Thu 4 April 2024 12:07 GMT+10 (Note: Timing is based on position data)

Page 1/14

[] Ranking at each section and finish
-:-:- No data available at this section
NA No data available

SCN Saddle cloth number
DNF Did not finish
DNT Did not track

data processed by  TRIPLESDATA



Doomben QLD Professional
Race 9: LADBROKES COMMUNITIES Fillies & Mares BENCHMARK 65
Handicap - 1200m
03 April 2024 - 16:34



Track Rating: Good 4, Weather: Fine, Rail Position: +8m

Section						Overall	1000m	800m	600m	400m	200m	Last 600m		
Field Times						1:09.56 (0:12.91)	0:56.65 (0:10.72)	0:45.93 (0:11.17)	0:34.76 (0:10.96)	0:23.80 (0:11.26)	0:12.54 (0:12.54)	0:34.76		
Rank	TAB	Horse/Jockey	Barrier	Top Speed [km/h]	Fastest Section							Margin		Distance Travelled [m]
11	3	EXTESSIVE	3	67.4	0:10.85	1:11.38 [11]	0:57.90 [4]	0:47.05 [4]	0:35.91 [4]	0:24.66 [4]	0:13.05 [5]	0.02L	0:35.91	-1
		Andrew Mallyon		1000m	1000m	(0:13.48)	(0:10.85)	(0:11.14)	(0:11.25)	(0:11.61)	(0:13.05)			
12	13	COASTAL RAIDER	13	67.8	0:11.06	1:11.52 [12]	0:57.42 [8]	0:46.36 [9]	0:35.11 [11]	0:23.86 [12]	0:12.67 [12]	0.14L	0:35.11	+10
		Matthew McGuren		1000m	1000m	(0:14.10)	(0:11.06)	(0:11.25)	(0:11.25)	(0:11.19)	(0:12.67)			

Scratched: Roman Reign (#10), Venturer (#11), Beauty Bound (#16), Laydownlily (#6), Yes To Excess (#12), Polarising (#15), Platinum Lies (#14), Tres Redoute (#7)



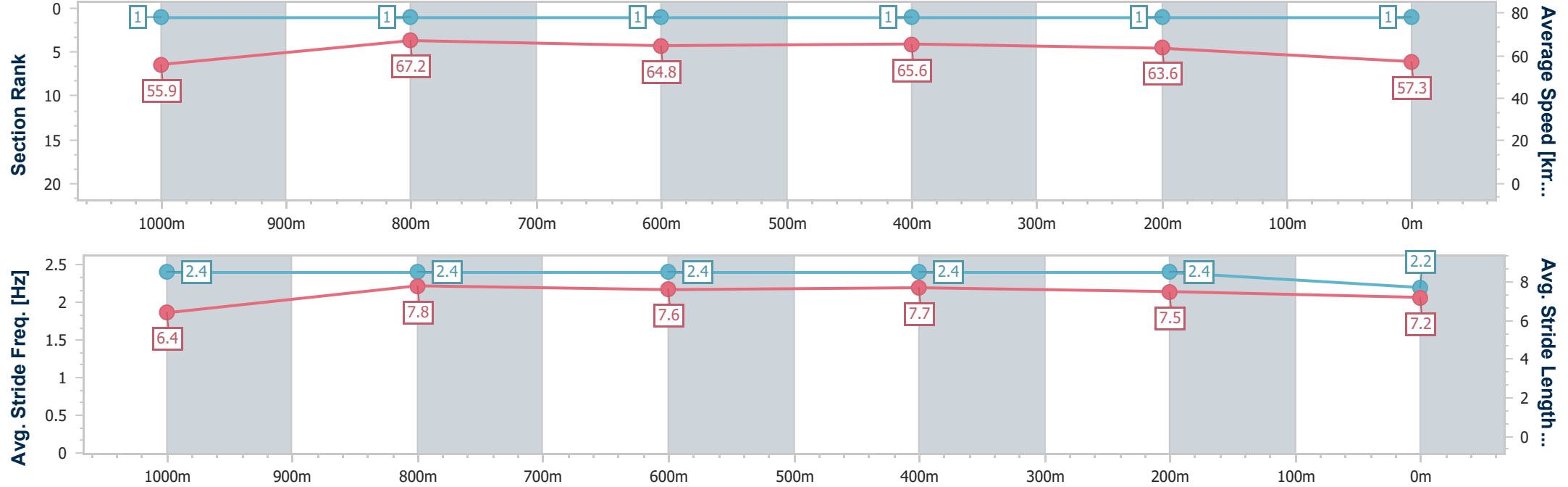
Horse/Jockey Name	Typhoon Taavi
Final Rank	1
Fastest Section Time (Section)	0:10.72 (1000m)
Top Speed [km/h] (Section)	70.7 (Overall)
Race State	Finished



Doomben QLD Professional
Race 9: LADBROKES COMMUNITIES Fillies & Mares
BENCHMARK 65 Handicap - 1200m
03 April 2024 - 16:34
Track Rating: Good 4, Weather: Fine, Rail Position: +8m



Section	Overall	1000m	800m	600m	400m	200m								
Section Times	1:09.56 [1] (0:12.91)	0:56.65 [1] (0:10.72)	0:45.93 [1] (0:11.17)	0:34.76 [1] (0:10.96)	0:23.80 [1] (0:11.26)	0:12.54 [1] (0:12.54)								
Average Speed [km/h]	55.9	67.2	64.8	65.6	63.6	57.3								
Top Speed [km/h]	70.7	69.9	66.1	67.0	65.0	61.7								
Avg. Dist. to Rail [m]	5.0	0.6	0.3	0.6	0.8	0.3								
Avg. Stride Freq. [Hz]	2.4	2.4	2.4	2.4	2.4	2.2								
Avg. Stride Length [m]	6.4	7.8	7.6	7.7	7.5	7.2								





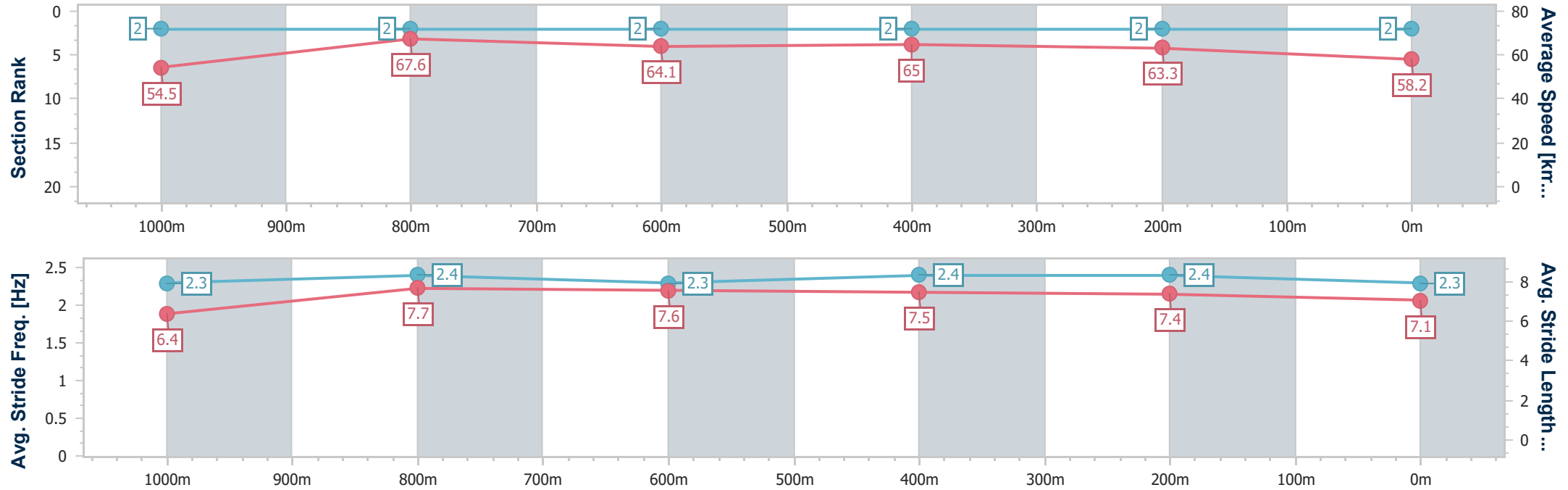
Horse/Jockey Name	Helikedempretty
Final Rank	2
Fastest Section Time (Section)	0:10.64 (1000m)
Top Speed [km/h] (Section)	69.0 (1000m)
Race State	Finished



Doomben QLD Professional
Race 9: LADBROKES COMMUNITIES Fillies & Mares
BENCHMARK 65 Handicap - 1200m
03 April 2024 - 16:34
Track Rating: Good 4, Weather: Fine, Rail Position: +8m



Section	Overall	1000m	800m	600m	400m	200m							
Section Times	1:09.84 [2] (0:13.21)	0:56.63 [2] (0:10.64)	0:45.99 [2] (0:11.25)	0:34.74 [2] (0:11.01)	0:23.73 [2] (0:11.34)	0:12.39 [2] (0:12.39)							
Average Speed [km/h]	54.5	67.6	64.1	65.0	63.3	58.2							
Top Speed [km/h]	68.7	69.0	65.3	65.9	64.7	61.8							
Avg. Dist. to Rail [m]	1.5	0.6	0.3	0.7	0.9	0.4							
Avg. Stride Freq. [Hz]	2.3	2.4	2.3	2.4	2.4	2.3							
Avg. Stride Length [m]	6.4	7.7	7.6	7.5	7.4	7.1							





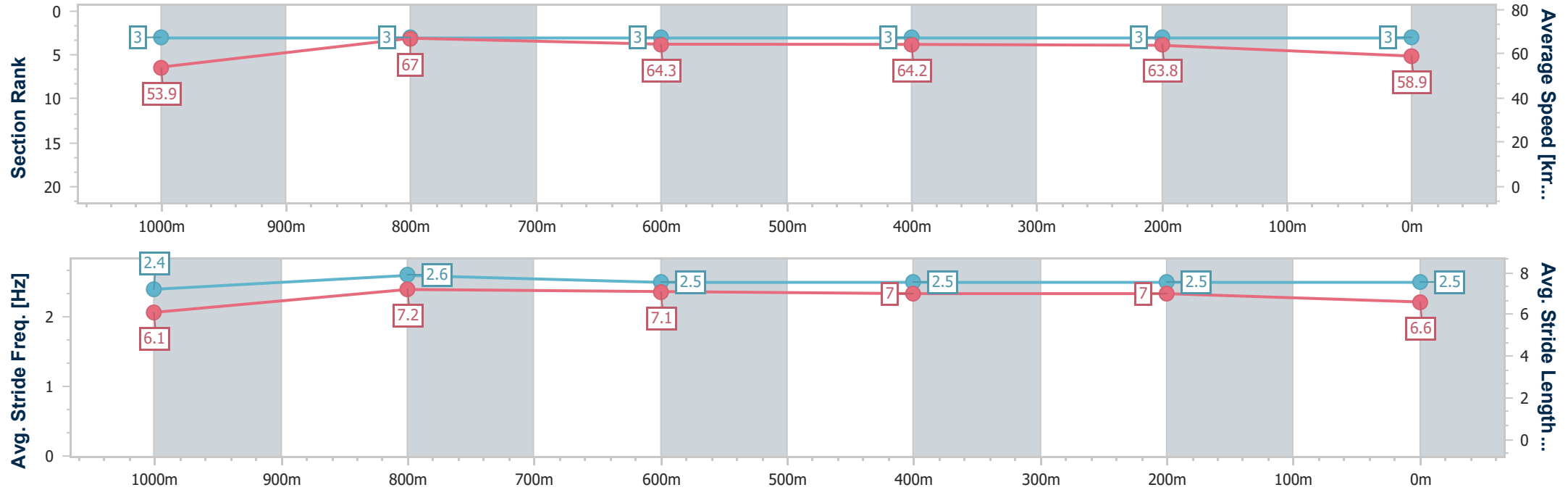
Horse/Jockey Name	Kitri
Final Rank	3
Fastest Section Time (Section)	0:10.82 (1000m)
Top Speed [km/h] (Section)	67.8 (1000m)
Race State	Finished



Doomben QLD Professional
Race 9: LADBROKES COMMUNITIES Fillies & Mares
BENCHMARK 65 Handicap - 1200m
03 April 2024 - 16:34
Track Rating: Good 4, Weather: Fine, Rail Position: +8m



Section	Overall	1000m	800m	600m	400m	200m							
Section Times	1:10.06 [3] (0:13.35)	0:56.71 [3] (0:10.82)	0:45.89 [3] (0:11.22)	0:34.67 [3] (0:11.18)	0:23.49 [3] (0:11.29)	0:12.20 [3] (0:12.20)							
Average Speed [km/h]	53.9	67.0	64.3	64.2	63.8	58.9							
Top Speed [km/h]	67.8	67.8	65.7	65.6	64.6	62.0							
Avg. Dist. to Rail [m]	2.9	1.5	0.6	0.3	1.1	1.9							
Avg. Stride Freq. [Hz]	2.4	2.6	2.5	2.5	2.5	2.5							
Avg. Stride Length [m]	6.1	7.2	7.1	7.0	7.0	6.6							





Horse/Jockey Name	I Am Takingthelot
Final Rank	4
Fastest Section Time (Section)	0:10.89 (1000m)
Top Speed [km/h] (Section)	67.5 (1000m)
Race State	Finished

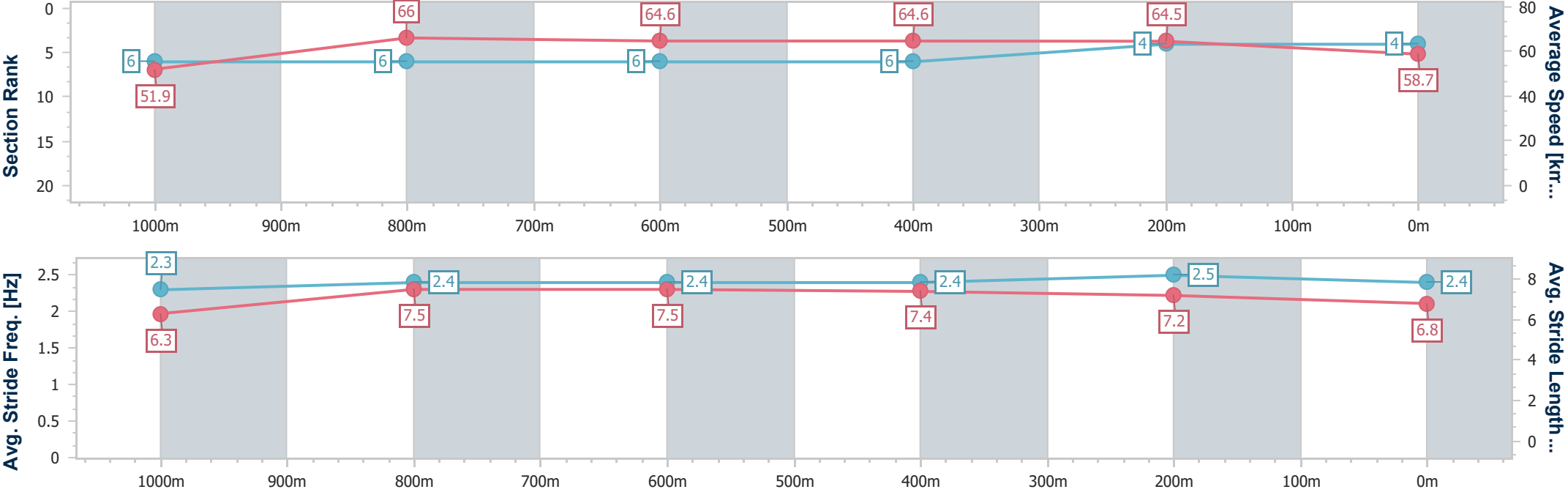


Doomben QLD Professional
Race 9: LADBROKES COMMUNITIES Fillies & Mares
BENCHMARK 65 Handicap - 1200m
03 April 2024 - 16:34
Track Rating: Good 4, Weather: Fine, Rail Position: +8m



BRISBANE
RACING CLUB

Section	Overall	1000m	800m	600m	400m	200m								
Section Times	1:10.47 [4] (0:13.87)	0:56.60 [6] (0:10.89)	0:45.71 [6] (0:11.16)	0:34.55 [6] (0:11.14)	0:23.41 [6] (0:11.13)	0:12.28 [4] (0:12.28)								
Average Speed [km/h]	51.9	66.0	64.6	64.6	64.5	58.7								
Top Speed [km/h]	67.5	67.5	65.6	65.8	65.8	62.2								
Avg. Dist. to Rail [m]	2.4	0.5	0.2	0.6	2.2	2.2								
Avg. Stride Freq. [Hz]	2.3	2.4	2.4	2.4	2.5	2.4								
Avg. Stride Length [m]	6.3	7.5	7.5	7.4	7.2	6.8								





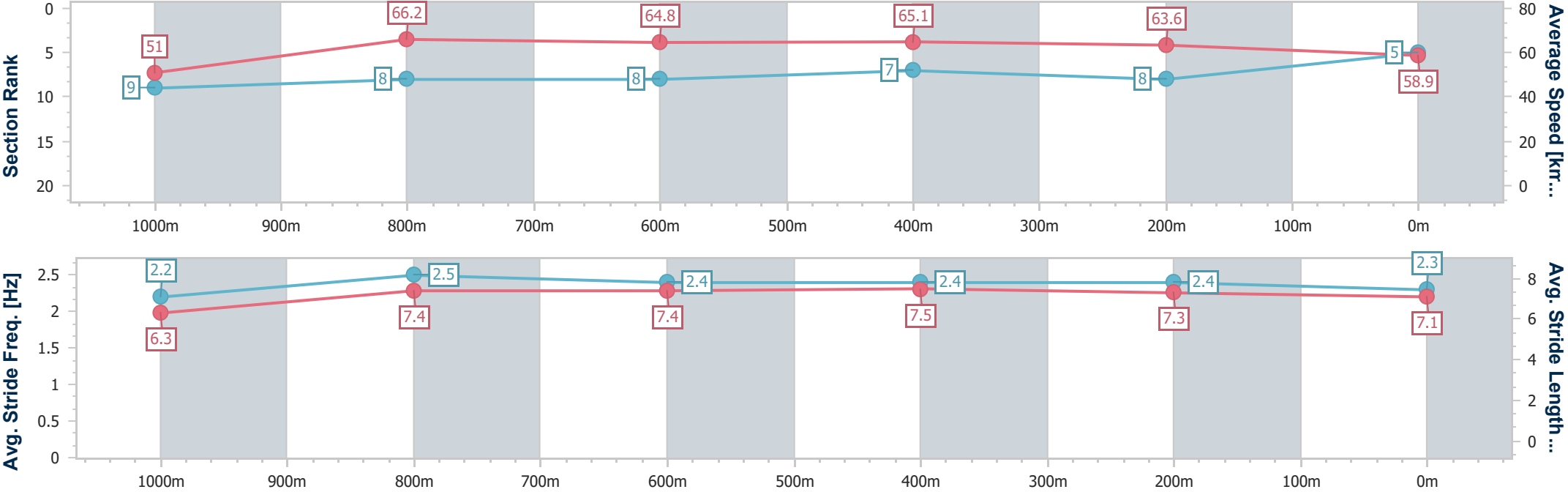
Horse/Jockey Name	Jealous
Final Rank	5
Fastest Section Time (Section)	0:10.88 (1000m)
Top Speed [km/h] (Section)	68.4 (1000m)
Race State	Finished



Doomben QLD Professional
Race 9: LADBROKES COMMUNITIES Fillies & Mares
BENCHMARK 65 Handicap - 1200m
03 April 2024 - 16:34
Track Rating: Good 4, Weather: Fine, Rail Position: +8m



Section	Overall	1000m	800m	600m	400m	200m								
Section Times	1:10.69 [5] (0:14.15)	0:56.54 [9] (0:10.88)	0:45.66 [8] (0:11.11)	0:34.55 [8] (0:11.03)	0:23.52 [7] (0:11.32)	0:12.20 [8] (0:12.20)								
Average Speed [km/h]	51.0	66.2	64.8	65.1	63.6	58.9								
Top Speed [km/h]	67.7	68.4	66.9	67.4	65.1	62.4								
Avg. Dist. to Rail [m]	2.9	0.6	0.3	0.7	1.6	2.9								
Avg. Stride Freq. [Hz]	2.2	2.5	2.4	2.4	2.4	2.3								
Avg. Stride Length [m]	6.3	7.4	7.4	7.5	7.3	7.1								





Horse/Jockey Name	Li'l Wonder
Final Rank	6
Fastest Section Time (Section)	0:10.96 (1000m)
Top Speed [km/h] (Section)	66.9 (800m)
Race State	Finished

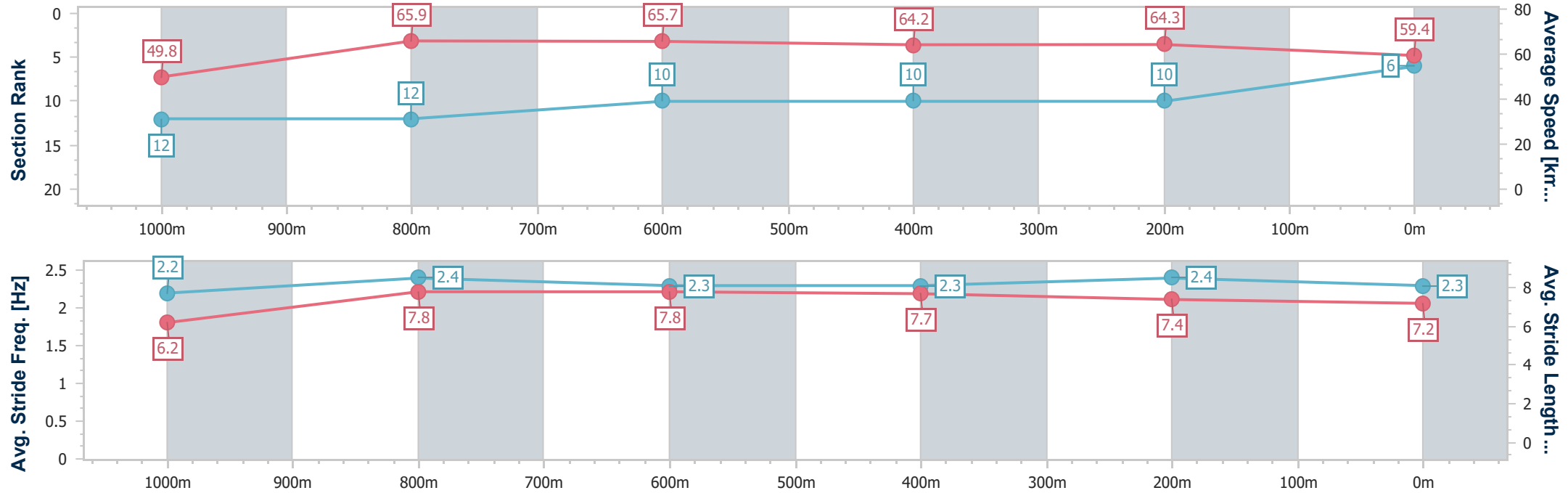


Doomben QLD Professional
Race 9: LADBROKES COMMUNITIES Fillies & Mares
BENCHMARK 65 Handicap - 1200m
03 April 2024 - 16:34
Track Rating: Good 4, Weather: Fine, Rail Position: +8m



BRISBANE
RACING CLUB

Section	Overall	1000m	800m	600m	400m	200m							
Section Times	1:10.71 [6] (0:14.42)	0:56.29 [12] (0:10.96)	0:45.33 [12] (0:10.97)	0:34.36 [10] (0:11.09)	0:23.27 [10] (0:11.15)	0:12.12 [10] (0:12.12)							
Average Speed [km/h]	49.8	65.9	65.7	64.2	64.3	59.4							
Top Speed [km/h]	65.0	66.8	66.9	65.8	65.1	63.8							
Avg. Dist. to Rail [m]	3.2	0.3	0.5	1.8	1.5	1.0							
Avg. Stride Freq. [Hz]	2.2	2.4	2.3	2.3	2.4	2.3							
Avg. Stride Length [m]	6.2	7.8	7.8	7.7	7.4	7.2							





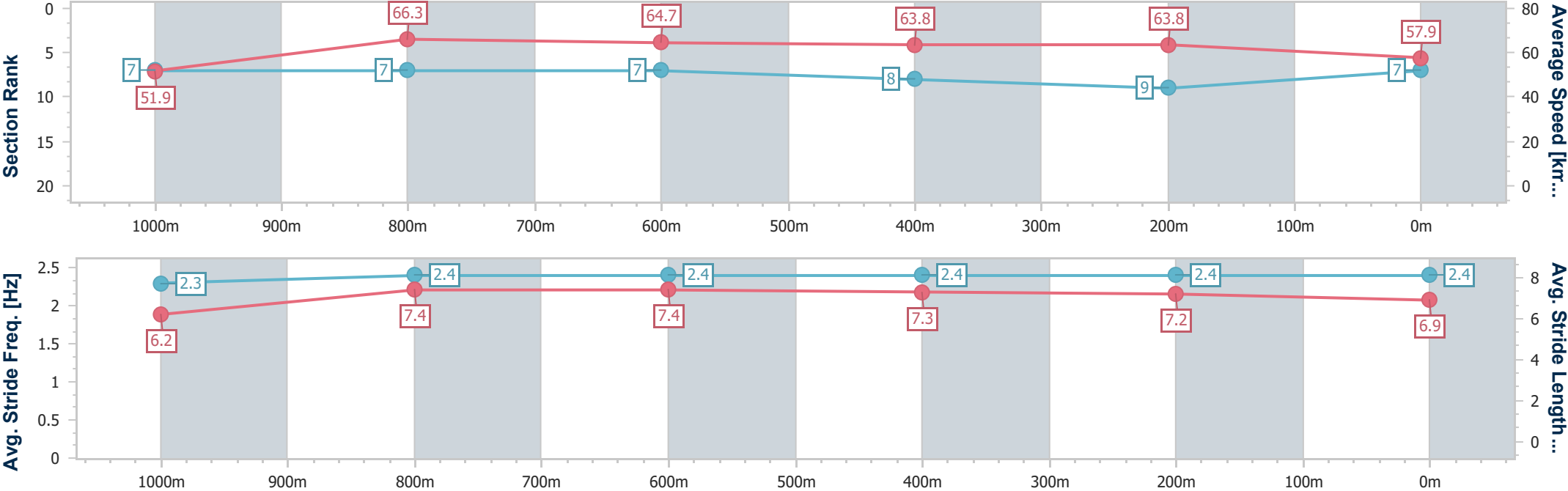
Horse/Jockey Name	Hello In There
Final Rank	7
Fastest Section Time (Section)	0:10.90 (1000m)
Top Speed [km/h] (Section)	68.5 (1000m)
Race State	Finished



Doomben QLD Professional
Race 9: LADBROKES COMMUNITIES Fillies & Mares
BENCHMARK 65 Handicap - 1200m
03 April 2024 - 16:34
Track Rating: Good 4, Weather: Fine, Rail Position: +8m



Section	Overall	1000m	800m	600m	400m	200m								
Section Times	1:10.95 [7] (0:13.88)	0:57.07 [7] (0:10.90)	0:46.17 [7] (0:11.18)	0:34.99 [7] (0:11.26)	0:23.73 [8] (0:11.32)	0:12.41 [9] (0:12.41)								
Average Speed [km/h]	51.9	66.3	64.7	63.8	63.8	57.9								
Top Speed [km/h]	67.1	68.5	66.0	66.1	65.3	61.8								
Avg. Dist. to Rail [m]	1.6	1.5	0.8	0.4	0.8	2.8								
Avg. Stride Freq. [Hz]	2.3	2.4	2.4	2.4	2.4	2.4								
Avg. Stride Length [m]	6.2	7.4	7.4	7.3	7.2	6.9								





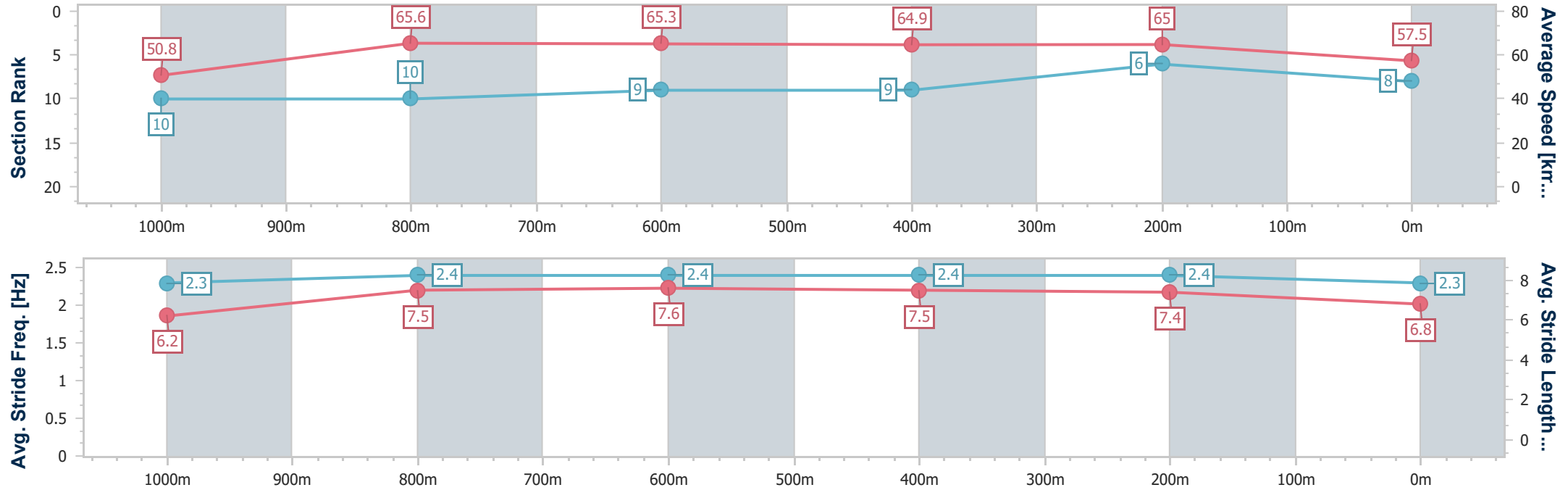
Horse/Jockey Name	Moritz Girl
Final Rank	8
Fastest Section Time (Section)	0:11.01 (1000m)
Top Speed [km/h] (Section)	68.3 (1000m)
Race State	Finished



Doomben QLD Professional
Race 9: LADBROKES COMMUNITIES Fillies & Mares
BENCHMARK 65 Handicap - 1200m
03 April 2024 - 16:34
Track Rating: Good 4, Weather: Fine, Rail Position: +8m



Section	Overall	1000m	800m	600m	400m	200m								
Section Times	1:10.98 [8] (0:14.16)	0:56.82 [10] (0:11.01)	0:45.81 [10] (0:11.04)	0:34.77 [9] (0:11.16)	0:23.61 [9] (0:11.10)	0:12.51 [6] (0:12.51)								
Average Speed [km/h]	50.8	65.6	65.3	64.9	65.0	57.5								
Top Speed [km/h]	66.1	68.3	66.2	66.2	66.5	63.1								
Avg. Dist. to Rail [m]	5.3	1.3	0.5	0.5	4.0	6.0								
Avg. Stride Freq. [Hz]	2.3	2.4	2.4	2.4	2.4	2.3								
Avg. Stride Length [m]	6.2	7.5	7.6	7.5	7.4	6.8								





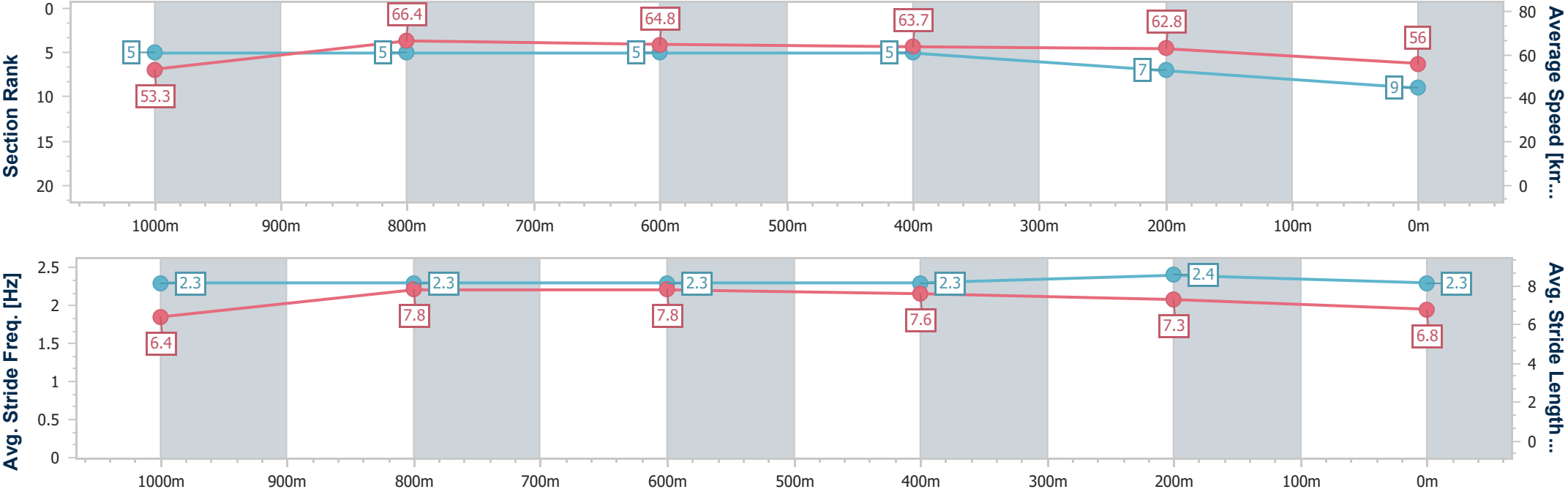
Horse/Jockey Name	What A Sham
Final Rank	9
Fastest Section Time (Section)	0:10.89 (1000m)
Top Speed [km/h] (Section)	69.5 (Overall)
Race State	Finished



Doomben QLD Professional
Race 9: LADBROKES COMMUNITIES Fillies & Mares
BENCHMARK 65 Handicap - 1200m
03 April 2024 - 16:34
Track Rating: Good 4, Weather: Fine, Rail Position: +8m



Section	Overall	1000m	800m	600m	400m	200m							
Section Times	1:11.31 [9] (0:13.56)	0:57.75 [5] (0:10.89)	0:46.86 [5] (0:11.15)	0:35.71 [5] (0:11.35)	0:24.36 [5] (0:11.52)	0:12.84 [7] (0:12.84)							
Average Speed [km/h]	53.3	66.4	64.8	63.7	62.8	56.0							
Top Speed [km/h]	69.5	67.3	66.2	65.2	65.0	60.6							
Avg. Dist. to Rail [m]	0.7	1.6	1.0	0.7	2.5	4.9							
Avg. Stride Freq. [Hz]	2.3	2.3	2.3	2.3	2.4	2.3							
Avg. Stride Length [m]	6.4	7.8	7.8	7.6	7.3	6.8							





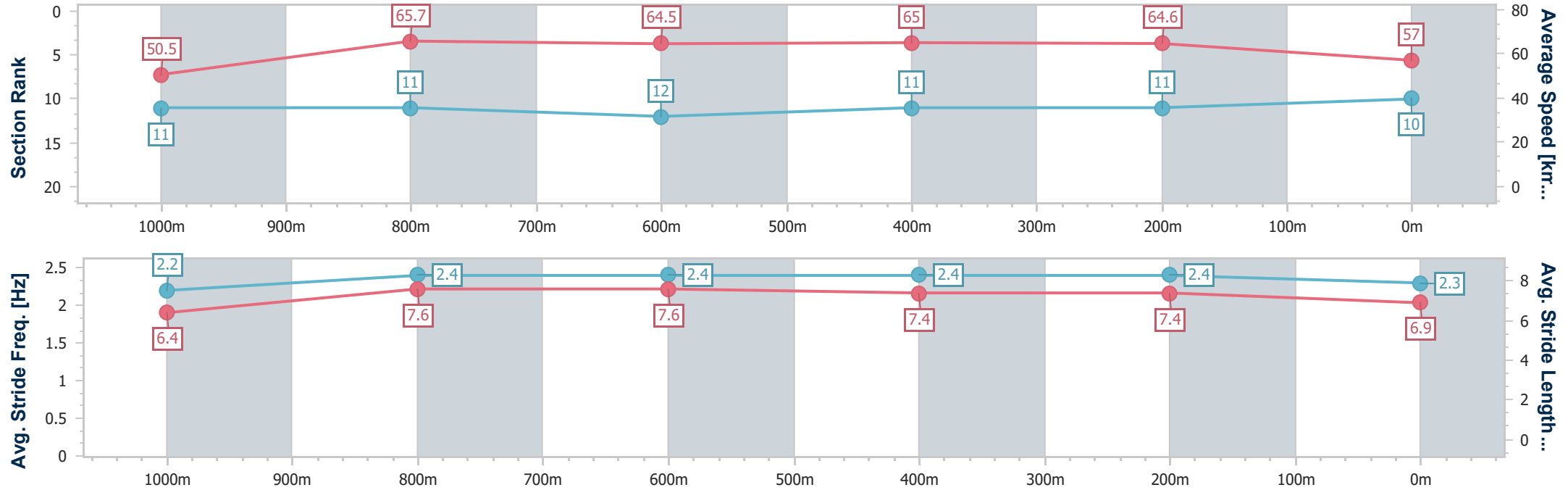
Horse/Jockey Name	Shapin Power
Final Rank	10
Fastest Section Time (Section)	0:11.01 (1000m)
Top Speed [km/h] (Section)	67.4 (1000m)
Race State	Finished



Doomben QLD Professional
Race 9: LADBROKES COMMUNITIES Fillies & Mares
BENCHMARK 65 Handicap - 1200m
03 April 2024 - 16:34
Track Rating: Good 4, Weather: Fine, Rail Position: +8m



Section	Overall	1000m	800m	600m	400m	200m							
Section Times	1:11.36 [10] (0:14.32)	0:57.04 [11] (0:11.01)	0:46.03 [11] (0:11.20)	0:34.83 [12] (0:11.06)	0:23.77 [11] (0:11.12)	0:12.65 [11] (0:12.65)							
Average Speed [km/h]	50.5	65.7	64.5	65.0	64.6	57.0							
Top Speed [km/h]	65.3	67.4	65.6	65.4	66.1	61.8							
Avg. Dist. to Rail [m]	5.2	1.8	0.9	0.3	2.4	5.7							
Avg. Stride Freq. [Hz]	2.2	2.4	2.4	2.4	2.4	2.3							
Avg. Stride Length [m]	6.4	7.6	7.6	7.4	7.4	6.9							





Horse/Jockey Name	Extensive
Final Rank	11
Fastest Section Time (Section)	0:10.85 (1000m)
Top Speed [km/h] (Section)	67.4 (1000m)
Race State	Finished

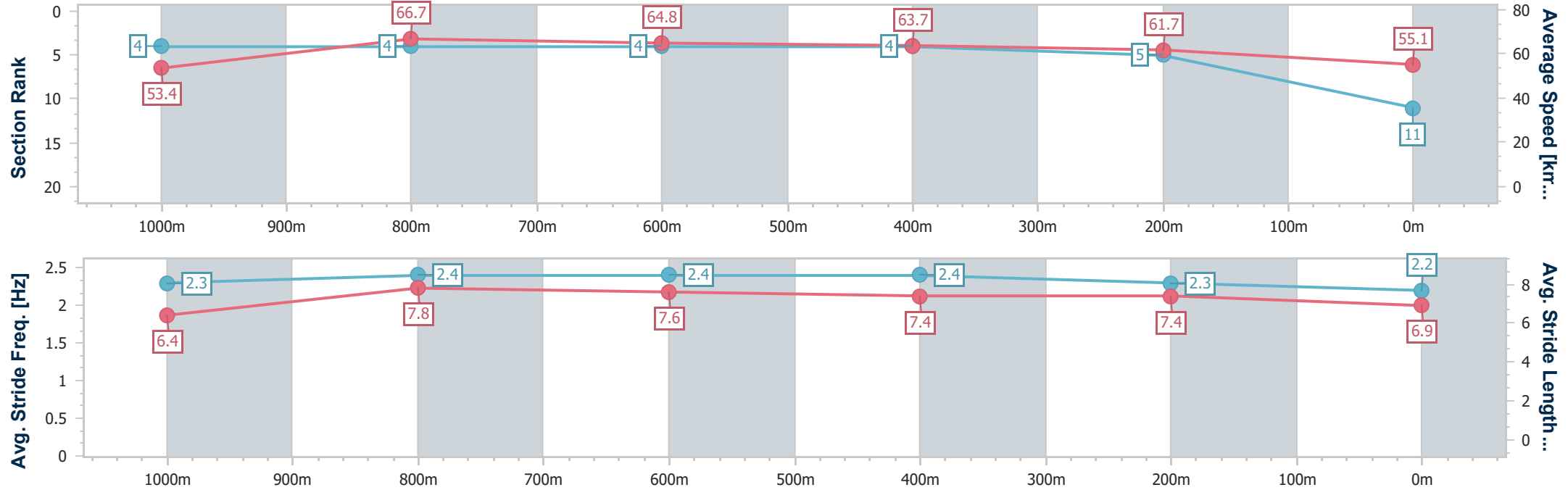


Doomben QLD Professional
Race 9: LADBROKES COMMUNITIES Fillies & Mares
BENCHMARK 65 Handicap - 1200m
03 April 2024 - 16:34
Track Rating: Good 4, Weather: Fine, Rail Position: +8m



BRISBANE
RACING CLUB

Section	Overall	1000m	800m	600m	400m	200m							
Section Times	1:11.38 [11] (0:13.48)	0:57.90 [4] (0:10.85)	0:47.05 [4] (0:11.14)	0:35.91 [4] (0:11.25)	0:24.66 [4] (0:11.61)	0:13.05 [5] (0:13.05)							
Average Speed [km/h]	53.4	66.7	64.8	63.7	61.7	55.1							
Top Speed [km/h]	66.6	67.4	66.6	65.1	63.0	59.7							
Avg. Dist. to Rail [m]	0.6	0.7	0.8	1.0	1.5	0.8							
Avg. Stride Freq. [Hz]	2.3	2.4	2.4	2.4	2.3	2.2							
Avg. Stride Length [m]	6.4	7.8	7.6	7.4	7.4	6.9							





Horse/Jockey Name	Coastal Raider
Final Rank	12
Fastest Section Time (Section)	0:11.06 (1000m)
Top Speed [km/h] (Section)	67.8 (1000m)
Race State	Finished

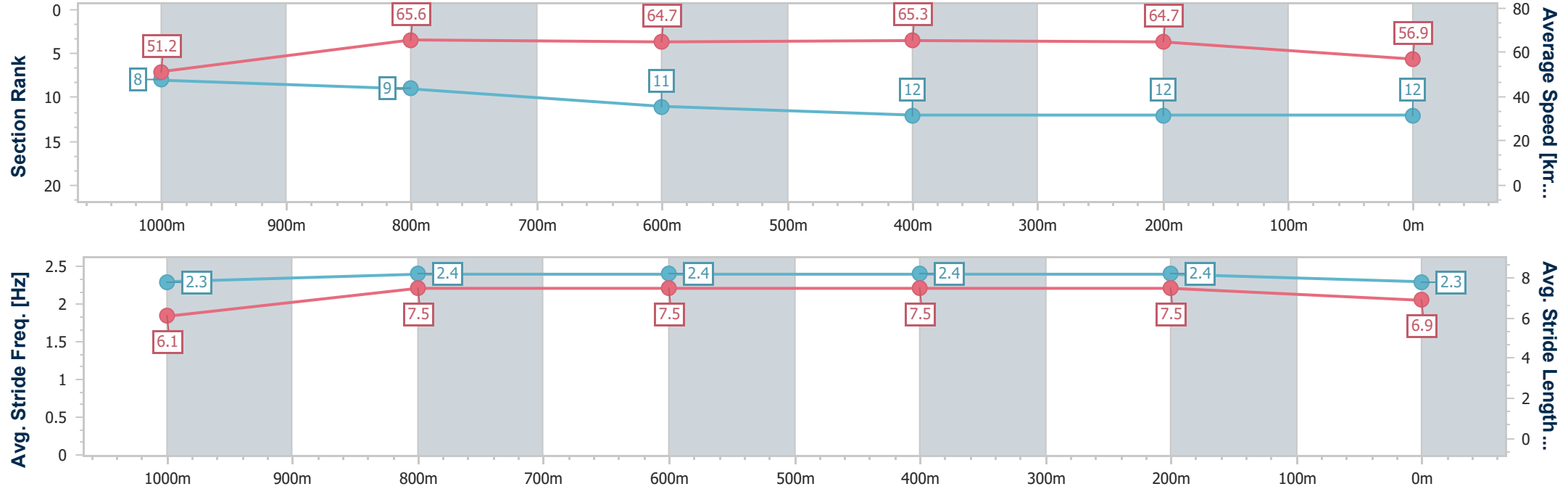


Doomben QLD Professional
Race 9: LADBROKES COMMUNITIES Fillies & Mares
BENCHMARK 65 Handicap - 1200m
03 April 2024 - 16:34
Track Rating: Good 4, Weather: Fine, Rail Position: +8m



BRISBANE
RACING CLUB

Section	Overall	1000m	800m	600m	400m	200m							
Section Times	1:11.52 [12] (0:14.10)	0:57.42 [8] (0:11.06)	0:46.36 [9] (0:11.25)	0:35.11 [11] (0:11.25)	0:23.86 [12] (0:11.19)	0:12.67 [12] (0:12.67)							
Average Speed [km/h]	51.2	65.6	64.7	65.3	64.7	56.9							
Top Speed [km/h]	66.2	67.8	65.7	66.3	65.9	61.9							
Avg. Dist. to Rail [m]	6.7	2.6	2.4	3.6	4.9	7.7							
Avg. Stride Freq. [Hz]	2.3	2.4	2.4	2.4	2.4	2.3							
Avg. Stride Length [m]	6.1	7.5	7.5	7.5	7.5	6.9							





Doomben QLD Professional
Race 10: SOUTHS SPORTS CLUB Colts, Geldings & Entires
BENCHMARK 65 Handicap - 1200m
03 April 2024 - 17:11



Track Rating: Good 4, Weather: Fine, Rail Position: +8m

Section		Overall				1000m	800m	600m	400m	200m	Last 600m		
Field Times		1:10.56 (0:13.42)				0:57.14 (0:10.84)	0:46.30 (0:11.44)	0:34.86 (0:11.45)	0:23.41 (0:11.28)	0:12.13 (0:12.13)	0:34.86		
Rank	TAB	Horse/Jockey	Barrier	Top Speed [km/h]	Fastest Section						Margin	Distance Travelled [m]	
1	12	MOUNT FUJI	12	69.8	0:10.73	1:10.56 [1]	0:56.46 [10]	0:45.43 [10]	0:34.07 [11]	0:22.50 [11]	0:11.77 [8]	1:10.56	0:34.07
		Jake Bayliss		400m	400m	(0:14.10)	(0:11.03)	(0:11.36)	(0:11.57)	(0:10.73)	(0:11.77)		
2	4	BAD EDUCATION	4	69.2	0:10.84	1:10.62 [2]	0:56.93 [5]	0:46.09 [4]	0:34.66 [4]	0:23.23 [3]	0:12.06 [3]	0.06L	0:34.66 -3
		Martin Harley		1000m	1000m	(0:13.69)	(0:10.84)	(0:11.43)	(0:11.43)	(0:11.17)	(0:12.06)		
3	5	BILLIONAIRE BABY	5	67.0	0:10.98	1:10.72 [3]	0:56.89 [6]	0:45.91 [7]	0:34.60 [7]	0:23.10 [5]	0:12.12 [4]	0.1L	0:34.60 +4
		Bailey Wheeler		1000m	1000m	(0:13.83)	(0:10.98)	(0:11.31)	(0:11.50)	(0:10.98)	(0:12.12)		
4	7	CHILLIWACK	7	67.9	0:10.80	1:10.74 [4]	0:57.14 [3]	0:46.34 [3]	0:34.92 [3]	0:23.26 [4]	0:12.06 [6]	0.02L	0:34.92 -8
		Noel Callow		1000m	1000m	(0:13.60)	(0:10.80)	(0:11.42)	(0:11.66)	(0:11.20)	(0:12.06)		
5	14	HELL AND BACK	14	69.7	0:10.84	1:10.75 [5]	0:57.33 [1]	0:46.49 [1]	0:35.03 [2]	0:23.53 [2]	0:12.27 [2]	0.01L	0:35.03 -5
		James Orman		1000m	1000m	(0:13.42)	(0:10.84)	(0:11.46)	(0:11.50)	(0:11.26)	(0:12.27)		
6	13	MONTE OUTLANDER	13	67.8	0:11.00	1:10.82 [6]	0:56.81 [9]	0:45.65 [11]	0:34.49 [10]	0:23.00 [8]	0:12.00 [9]	0.07L	0:34.49 +1
		Taylor Marshall		800m	400m	(0:14.01)	(0:11.16)	(0:11.16)	(0:11.49)	(0:11.00)	(0:12.00)		
7	21	BRASCO	21	66.8	0:11.03	1:10.84 [7]	0:57.23 [4]	0:46.20 [5]	0:34.77 [5]	0:23.15 [7]	0:12.06 [7]	0.02L	0:34.77 -1
		Mark Du Plessis		1000m	1000m	(0:13.61)	(0:11.03)	(0:11.43)	(0:11.62)	(0:11.09)	(0:12.06)		
8	8	SINGLE TOUCH	8	67.8	0:10.85	1:11.00 [8]	0:57.49 [2]	0:46.64 [2]	0:35.30 [1]	0:23.85 [1]	0:12.57 [1]	0.16L	0:35.30 -5
		Matthew McGuren		1000m	1000m	(0:13.51)	(0:10.85)	(0:11.34)	(0:11.45)	(0:11.28)	(0:12.57)		
9	10	SCRIPT WRITER	10	67.9	0:10.78	1:11.07 [9]	0:57.11 [8]	0:46.33 [6]	0:34.97 [6]	0:23.43 [6]	0:12.40 [5]	0.07L	0:34.97 -8
		Cejay Graham		1000m	1000m	(0:13.96)	(0:10.78)	(0:11.36)	(0:11.54)	(0:11.03)	(0:12.40)		
10	15	LORD LUKER	15	67.6	0:10.80	1:11.20 [10]	0:56.91 [11]	0:46.11 [9]	0:34.88 [9]	0:23.37 [9]	0:12.17 [11]	0.13L	0:34.88 -8
		Jag Guthmann-Chester		Overall	1000m	(0:14.29)	(0:10.80)	(0:11.23)	(0:11.51)	(0:11.20)	(0:12.17)		

Scratched: Galactic Legend (#20), Zalgaria (#17), Secret Statement (#18), Hang Five (#9), Spill The Secret (#16), Majestic Boom (#22), Hurts So Good (#11), Quarantine Dreams (#1), Compelling Truth (#3), Tel



Doomben QLD Professional
Race 10: SOUTHS SPORTS CLUB Colts, Geldings & Entires
BENCHMARK 65 Handicap - 1200m
03 April 2024 - 17:11



Track Rating: Good 4, Weather: Fine, Rail Position: +8m

Section					Overall	1000m	800m	600m	400m	200m	Last 600m			
Field Times					1:10.56 (0:13.42)	0:57.14 (0:10.84)	0:46.30 (0:11.44)	0:34.86 (0:11.45)	0:23.41 (0:11.28)	0:12.13 (0:12.13)	0:34.86			
Rank	TAB	Horse/Jockey	Barrier	Top Speed [km/h]	Fastest Section							Margin		Distance Travelled [m]
11	2	POLE POSITION	2	67.8	0:10.88	1:11.23 [11]	0:57.29 [7]	0:46.41 [8]	0:34.92 [8]	0:23.29 [10]	0:12.24 [10]	0.03L	0:34.92	-1
		Marnu Potgieter		1000m	1000m	(0:13.94)	(0:10.88)	(0:11.49)	(0:11.63)	(0:11.05)	(0:12.24)			
12	6	PORKY	6	66.4	0:11.07	1:11.67 [12]	0:57.38 [12]	0:46.28 [12]	0:34.96 [12]	0:23.37 [12]	0:12.30 [12]	0.44L	0:34.96	-2
		Ryan Maloney		400m	400m	(0:14.29)	(0:11.10)	(0:11.32)	(0:11.59)	(0:11.07)	(0:12.30)			

Scratched: Galactic Legend (#20), Zelgaria (#17), Secret Statement (#18), Hang Five (#9), Spill The Secret (#16), Majestic Boom (#22), Hurts So Good (#11), Quarantine Dreams (#1), Compelling Truth (#3), Tel



Horse/Jockey Name	Mount Fuji
Final Rank	1
Fastest Section Time (Section)	0:10.73 (400m)
Top Speed [km/h] (Section)	69.8 (400m)
Race State	Finished

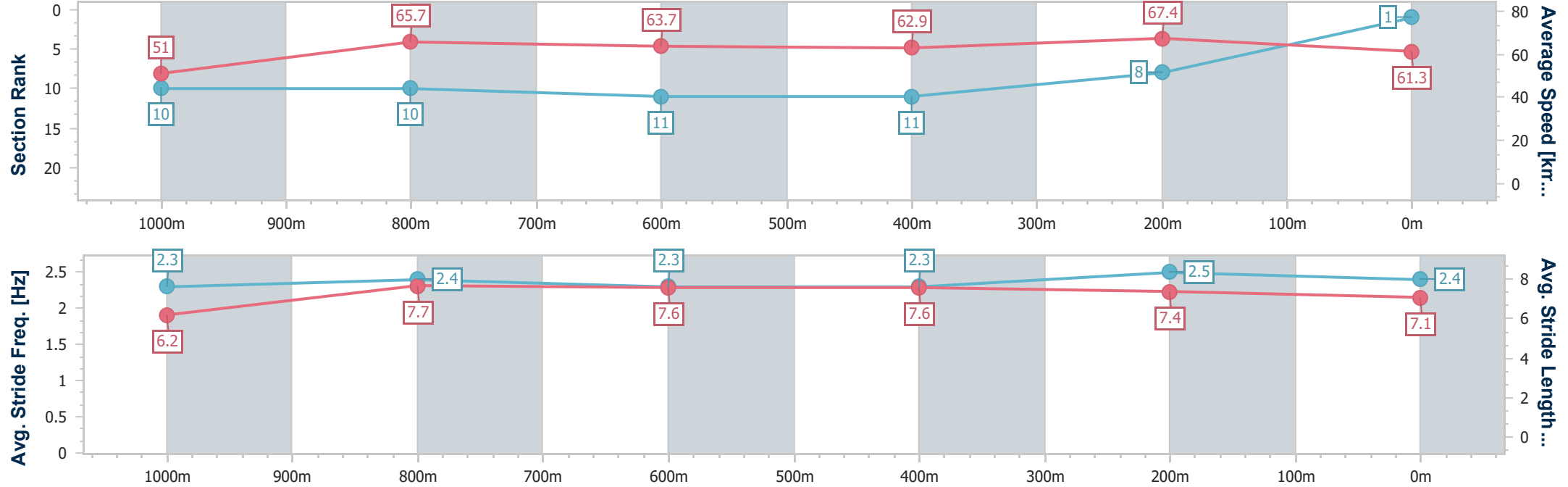


Doomben QLD Professional
Race 10: SOUTHS SPORTS CLUB Colts, Geldings & Entires
BENCHMARK 65 Handicap - 1200m
03 April 2024 - 17:11
Track Rating: Good 4, Weather: Fine, Rail Position: +8m



BRISBANE
RACING CLUB

Section	Overall	1000m	800m	600m	400m	200m							
Section Times	1:10.56 [1] (0:14.10)	0:56.46 [10] (0:11.03)	0:45.43 [10] (0:11.36)	0:34.07 [11] (0:11.57)	0:22.50 [11] (0:10.73)	0:11.77 [8] (0:11.77)							
Average Speed [km/h]	51.0	65.7	63.7	62.9	67.4	61.3							
Top Speed [km/h]	65.4	66.5	65.9	64.7	69.8	66.0							
Avg. Dist. to Rail [m]	3.5	2.1	1.4	1.8	3.5	4.9							
Avg. Stride Freq. [Hz]	2.3	2.4	2.3	2.3	2.5	2.4							
Avg. Stride Length [m]	6.2	7.7	7.6	7.6	7.4	7.1							





Horse/Jockey Name	Bad Education
Final Rank	2
Fastest Section Time (Section)	0:10.84 (1000m)
Top Speed [km/h] (Section)	69.2 (1000m)
Race State	Finished

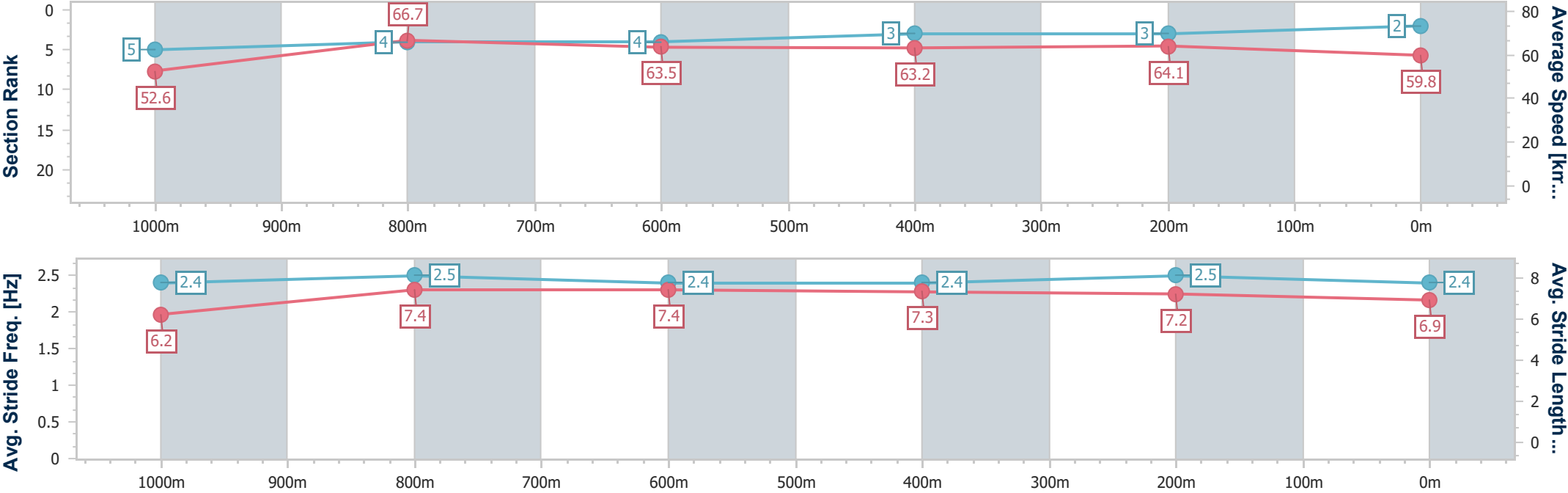


Doomben QLD Professional
Race 10: SOUTHS SPORTS CLUB Colts, Geldings & Entires
BENCHMARK 65 Handicap - 1200m
03 April 2024 - 17:11
Track Rating: Good 4, Weather: Fine, Rail Position: +8m



BRISBANE
RACING CLUB

Section	Overall	1000m	800m	600m	400m	200m								
Section Times	1:10.62 [2] (0:13.69)	0:56.93 [5] (0:10.84)	0:46.09 [4] (0:11.43)	0:34.66 [4] (0:11.43)	0:23.23 [3] (0:11.17)	0:12.06 [3] (0:12.06)								
Average Speed [km/h]	52.6	66.7	63.5	63.2	64.1	59.8								
Top Speed [km/h]	66.4	69.2	64.8	64.1	65.4	62.5								
Avg. Dist. to Rail [m]	3.4	2.4	1.7	1.1	1.1	3.3								
Avg. Stride Freq. [Hz]	2.4	2.5	2.4	2.4	2.5	2.4								
Avg. Stride Length [m]	6.2	7.4	7.4	7.3	7.2	6.9								





Horse/Jockey Name	Billionair Baby
Final Rank	3
Fastest Section Time (Section)	0:10.98 (1000m)
Top Speed [km/h] (Section)	67.0 (1000m)
Race State	Finished

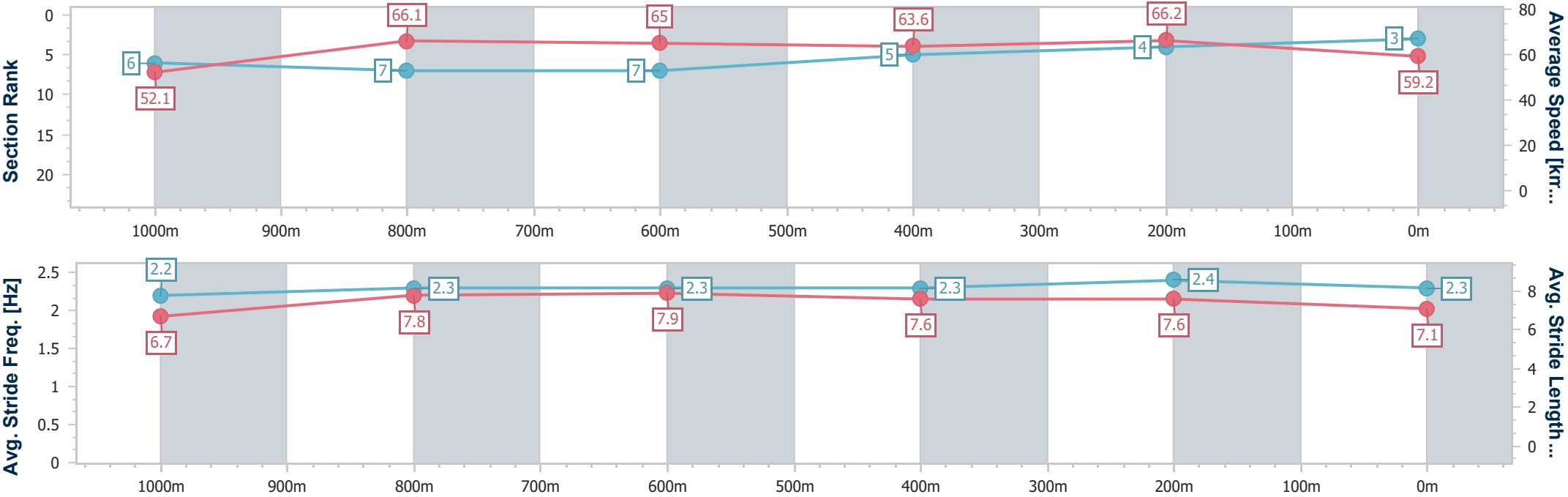


Doomben QLD Professional
Race 10: SOUTHS SPORTS CLUB Colts, Geldings & Entires
BENCHMARK 65 Handicap - 1200m
03 April 2024 - 17:11
Track Rating: Good 4, Weather: Fine, Rail Position: +8m



BRISBANE
RACING CLUB

Section	Overall	1000m	800m	600m	400m	200m							
Section Times	1:10.72 [3] (0:13.83)	0:56.89 [6] (0:10.98)	0:45.91 [7] (0:11.31)	0:34.60 [7] (0:11.50)	0:23.10 [5] (0:10.98)	0:12.12 [4] (0:12.12)							
Average Speed [km/h]	52.1	66.1	65.0	63.6	66.2	59.2							
Top Speed [km/h]	66.4	67.0	66.0	64.9	66.7	65.0							
Avg. Dist. to Rail [m]	5.0	2.3	3.8	3.2	4.9	5.8							
Avg. Stride Freq. [Hz]	2.2	2.3	2.3	2.3	2.4	2.3							
Avg. Stride Length [m]	6.7	7.8	7.9	7.6	7.6	7.1							





Horse/Jockey Name	Chilliwick
Final Rank	4
Fastest Section Time (Section)	0:10.80 (1000m)
Top Speed [km/h] (Section)	67.9 (1000m)
Race State	Finished

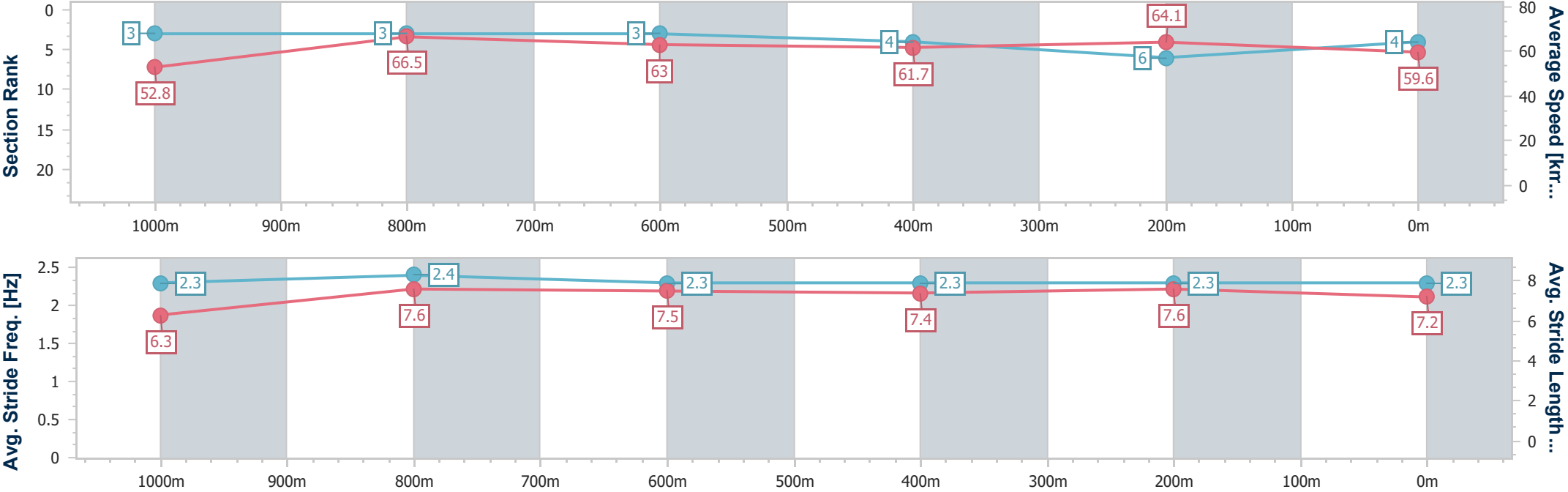


Doomben QLD Professional
Race 10: SOUTHS SPORTS CLUB Colts, Geldings & Entires
BENCHMARK 65 Handicap - 1200m
03 April 2024 - 17:11
Track Rating: Good 4, Weather: Fine, Rail Position: +8m



BRISBANE
RACING CLUB

Section	Overall	1000m	800m	600m	400m	200m							
Section Times	1:10.74 [4] (0:13.60)	0:57.14 [3] (0:10.80)	0:46.34 [3] (0:11.42)	0:34.92 [3] (0:11.66)	0:23.26 [4] (0:11.20)	0:12.06 [6] (0:12.06)							
Average Speed [km/h]	52.8	66.5	63.0	61.7	64.1	59.6							
Top Speed [km/h]	66.8	67.9	64.8	63.7	65.0	63.1							
Avg. Dist. to Rail [m]	0.7	1.1	0.9	0.5	0.3	0.3							
Avg. Stride Freq. [Hz]	2.3	2.4	2.3	2.3	2.3	2.3							
Avg. Stride Length [m]	6.3	7.6	7.5	7.4	7.6	7.2							





Horse/Jockey Name	Hell And Back
Final Rank	5
Fastest Section Time (Section)	0:10.84 (1000m)
Top Speed [km/h] (Section)	69.7 (1000m)
Race State	Finished

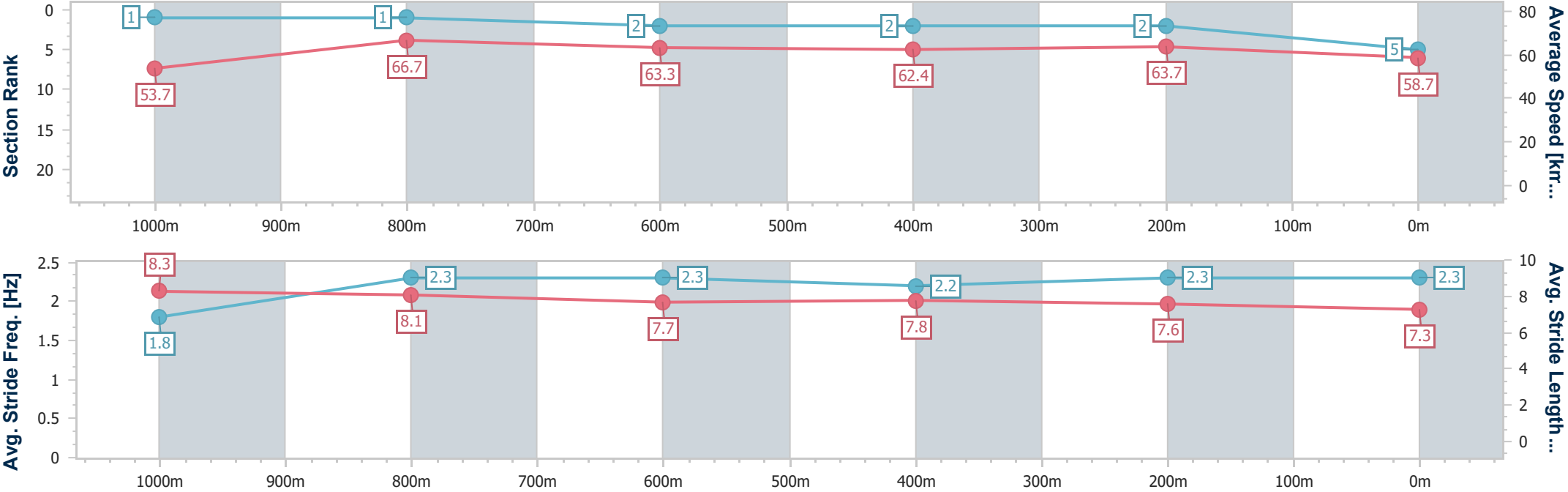


Doomben QLD Professional
Race 10: SOUTHS SPORTS CLUB Colts, Geldings & Entires
BENCHMARK 65 Handicap - 1200m
03 April 2024 - 17:11
Track Rating: Good 4, Weather: Fine, Rail Position: +8m



BRISBANE
RACING CLUB

Section	Overall	1000m	800m	600m	400m	200m								
Section Times	1:10.75 [5] (0:13.42)	0:57.33 [1] (0:10.84)	0:46.49 [1] (0:11.46)	0:35.03 [2] (0:11.50)	0:23.53 [2] (0:11.26)	0:12.27 [2] (0:12.27)								
Average Speed [km/h]	53.7	66.7	63.3	62.4	63.7	58.7								
Top Speed [km/h]	69.5	69.7	64.7	65.0	65.3	62.6								
Avg. Dist. to Rail [m]	7.7	2.5	0.9	0.9	1.5	0.8								
Avg. Stride Freq. [Hz]	1.8	2.3	2.3	2.2	2.3	2.3								
Avg. Stride Length [m]	8.3	8.1	7.7	7.8	7.6	7.3								





Horse/Jockey Name	Monte Outlander
Final Rank	6
Fastest Section Time (Section)	0:11.00 (400m)
Top Speed [km/h] (Section)	67.8 (800m)
Race State	Finished

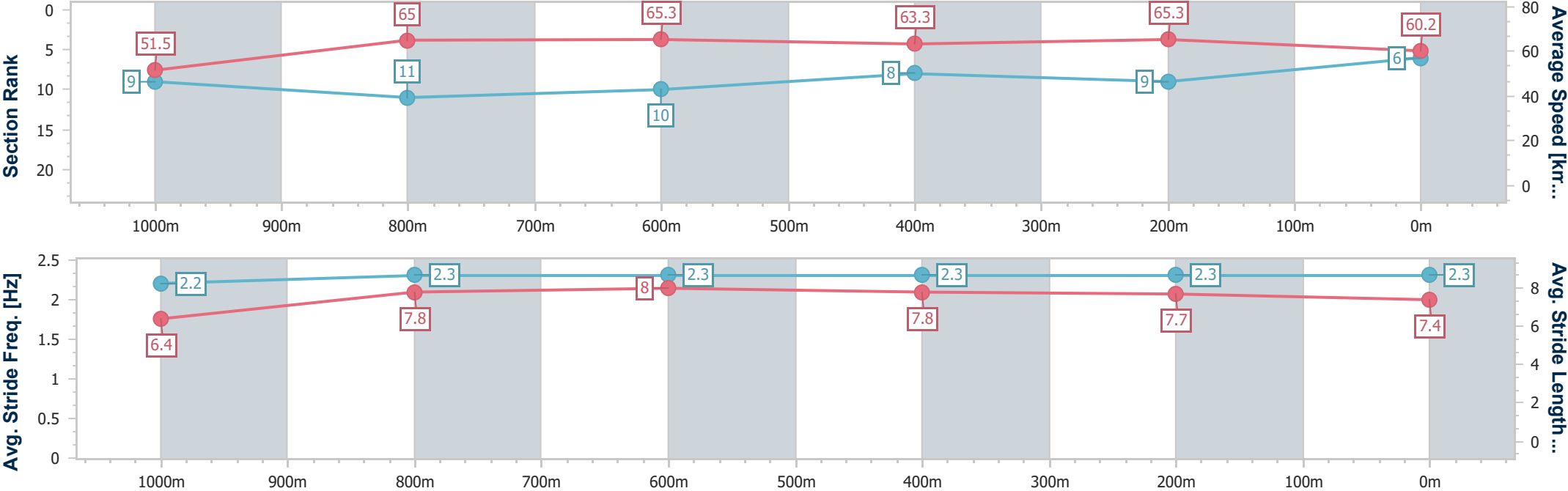


Doomben QLD Professional
Race 10: SOUTHS SPORTS CLUB Colts, Geldings & Entires
BENCHMARK 65 Handicap - 1200m
03 April 2024 - 17:11
Track Rating: Good 4, Weather: Fine, Rail Position: +8m



BRISBANE
RACING CLUB

Section	Overall	1000m	800m	600m	400m	200m							
Section Times	1:10.82 [6] (0:14.01)	0:56.81 [9] (0:11.16)	0:45.65 [11] (0:11.16)	0:34.49 [10] (0:11.49)	0:23.00 [8] (0:11.00)	0:12.00 [9] (0:12.00)							
Average Speed [km/h]	51.5	65.0	65.3	63.3	65.3	60.2							
Top Speed [km/h]	65.1	66.5	67.8	65.2	67.1	63.7							
Avg. Dist. to Rail [m]	5.9	2.7	3.0	1.6	2.6	6.4							
Avg. Stride Freq. [Hz]	2.2	2.3	2.3	2.3	2.3	2.3							
Avg. Stride Length [m]	6.4	7.8	8.0	7.8	7.7	7.4							





Horse/Jockey Name	Brasco
Final Rank	7
Fastest Section Time (Section)	0:11.03 (1000m)
Top Speed [km/h] (Section)	66.8 (1000m)
Race State	Finished

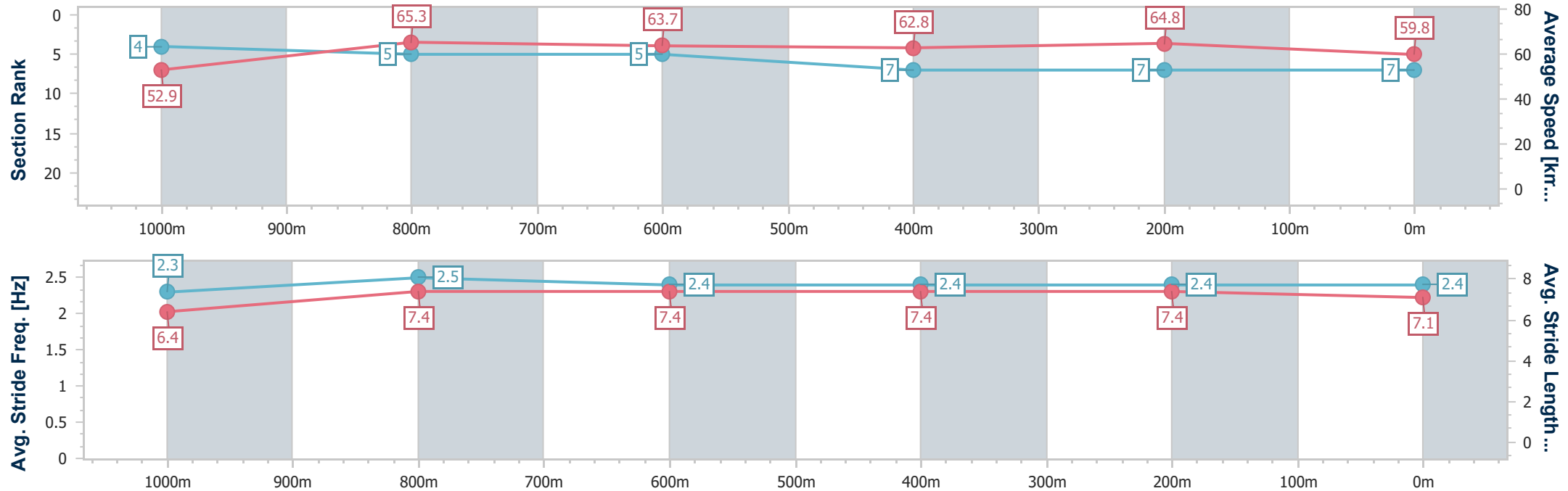


Doomben QLD Professional
Race 10: SOUTHS SPORTS CLUB Colts, Geldings & Entires
BENCHMARK 65 Handicap - 1200m
03 April 2024 - 17:11
Track Rating: Good 4, Weather: Fine, Rail Position: +8m



BRISBANE
RACING CLUB

Section	Overall	1000m	800m	600m	400m	200m							
Section Times	1:10.84 [7] (0:13.61)	0:57.23 [4] (0:11.03)	0:46.20 [5] (0:11.43)	0:34.77 [5] (0:11.62)	0:23.15 [7] (0:11.09)	0:12.06 [7] (0:12.06)							
Average Speed [km/h]	52.9	65.3	63.7	62.8	64.8	59.8							
Top Speed [km/h]	66.4	66.8	65.6	64.6	65.8	64.9							
Avg. Dist. to Rail [m]	1.4	1.0	1.9	2.4	2.6	4.1							
Avg. Stride Freq. [Hz]	2.3	2.5	2.4	2.4	2.4	2.4							
Avg. Stride Length [m]	6.4	7.4	7.4	7.4	7.4	7.1							





Horse/Jockey Name	Single Touch
Final Rank	8
Fastest Section Time (Section)	0:10.85 (1000m)
Top Speed [km/h] (Section)	67.8 (1000m)
Race State	Finished

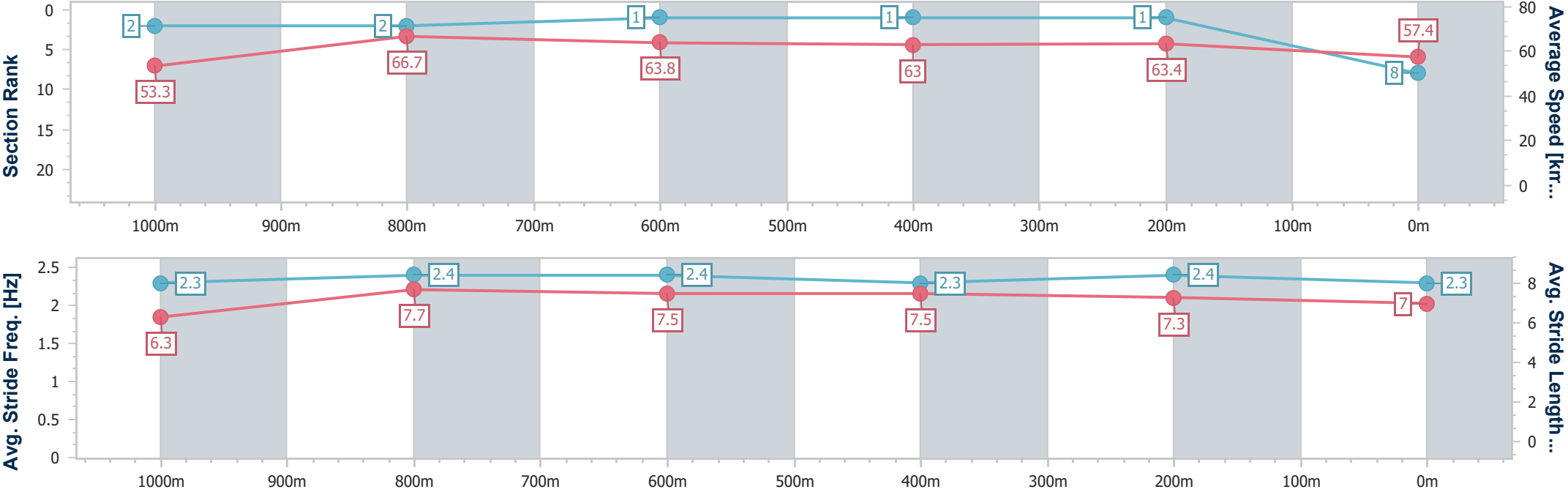


Doomben QLD Professional
Race 10: SOUTHS SPORTS CLUB Colts, Geldings & Entires
BENCHMARK 65 Handicap - 1200m
03 April 2024 - 17:11
Track Rating: Good 4, Weather: Fine, Rail Position: +8m



BRISBANE
RACING CLUB

Section	Overall	1000m	800m	600m	400m	200m								
Section Times	1:11.00 [8] (0:13.51)	0:57.49 [2] (0:10.85)	0:46.64 [2] (0:11.34)	0:35.30 [1] (0:11.45)	0:23.85 [1] (0:11.28)	0:12.57 [1] (0:12.57)								
Average Speed [km/h]	53.3	66.7	63.8	63.0	63.4	57.4								
Top Speed [km/h]	67.3	67.8	66.0	64.2	65.4	62.1								
Avg. Dist. to Rail [m]	4.6	1.7	1.3	0.8	1.3	1.0								
Avg. Stride Freq. [Hz]	2.3	2.4	2.4	2.3	2.4	2.3								
Avg. Stride Length [m]	6.3	7.7	7.5	7.5	7.3	7.0								





Horse/Jockey Name	Script Writer
Final Rank	9
Fastest Section Time (Section)	0:10.78 (1000m)
Top Speed [km/h] (Section)	67.9 (1000m)
Race State	Finished

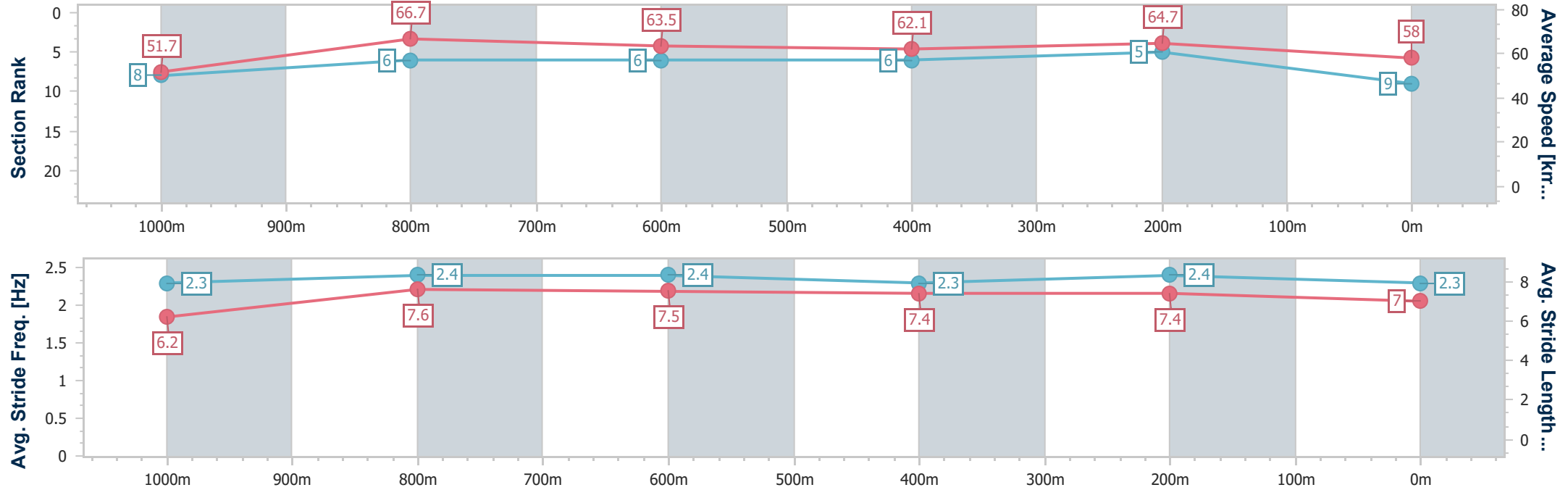


Doomben QLD Professional
Race 10: SOUTHS SPORTS CLUB Colts, Geldings & Entires
BENCHMARK 65 Handicap - 1200m
03 April 2024 - 17:11
Track Rating: Good 4, Weather: Fine, Rail Position: +8m



BRISBANE
RACING CLUB

Section	Overall	1000m	800m	600m	400m	200m							
Section Times	1:11.07 [9] (0:13.96)	0:57.11 [8] (0:10.78)	0:46.33 [6] (0:11.36)	0:34.97 [6] (0:11.54)	0:23.43 [6] (0:11.03)	0:12.40 [5] (0:12.40)							
Average Speed [km/h]	51.7	66.7	63.5	62.1	64.7	58.0							
Top Speed [km/h]	67.2	67.9	65.6	62.9	66.5	63.8							
Avg. Dist. to Rail [m]	1.6	0.5	0.2	0.9	1.5	0.7							
Avg. Stride Freq. [Hz]	2.3	2.4	2.4	2.3	2.4	2.3							
Avg. Stride Length [m]	6.2	7.6	7.5	7.4	7.4	7.0							





Horse/Jockey Name	Lord Luker
Final Rank	10
Fastest Section Time (Section)	0:10.80 (1000m)
Top Speed [km/h] (Section)	67.6 (Overall)
Race State	Finished

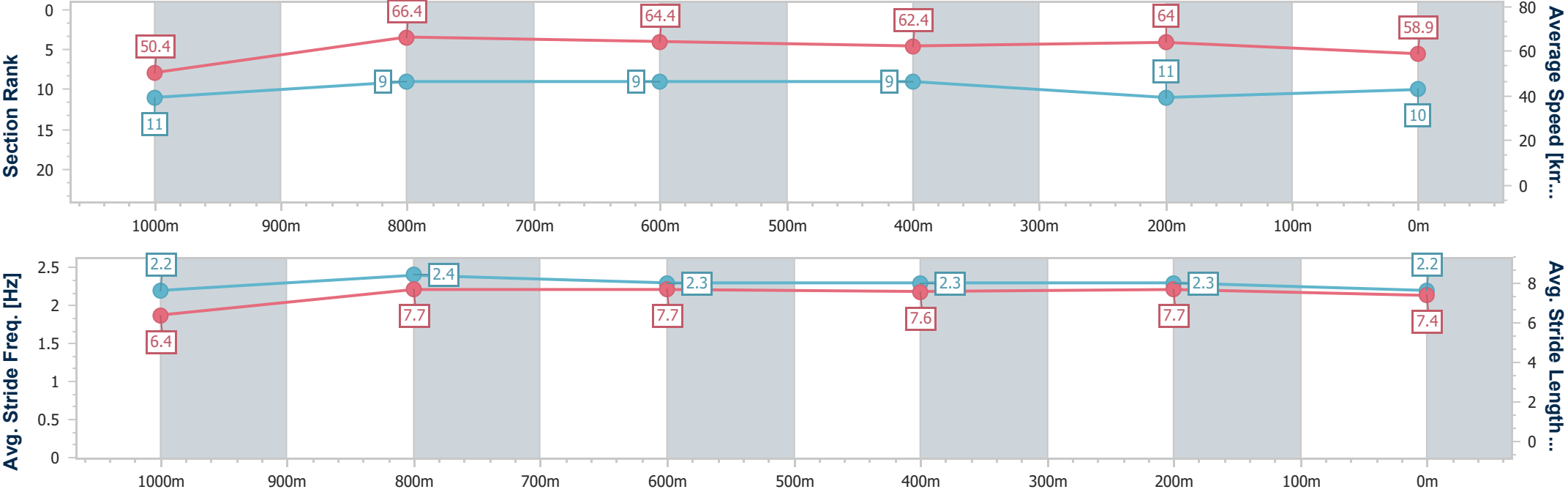


Doomben QLD Professional
Race 10: SOUTHS SPORTS CLUB Colts, Geldings & Entires
BENCHMARK 65 Handicap - 1200m
03 April 2024 - 17:11
Track Rating: Good 4, Weather: Fine, Rail Position: +8m



BRISBANE
RACING CLUB

Section	Overall	1000m	800m	600m	400m	200m							
Section Times	1:11.20 [10] (0:14.29)	0:56.91 [11] (0:10.80)	0:46.11 [9] (0:11.23)	0:34.88 [9] (0:11.51)	0:23.37 [9] (0:11.20)	0:12.17 [11] (0:12.17)							
Average Speed [km/h]	50.4	66.4	64.4	62.4	64.0	58.9							
Top Speed [km/h]	67.6	67.4	66.4	63.6	65.7	63.1							
Avg. Dist. to Rail [m]	5.2	0.8	0.9	1.0	1.1	0.5							
Avg. Stride Freq. [Hz]	2.2	2.4	2.3	2.3	2.3	2.2							
Avg. Stride Length [m]	6.4	7.7	7.7	7.6	7.7	7.4							





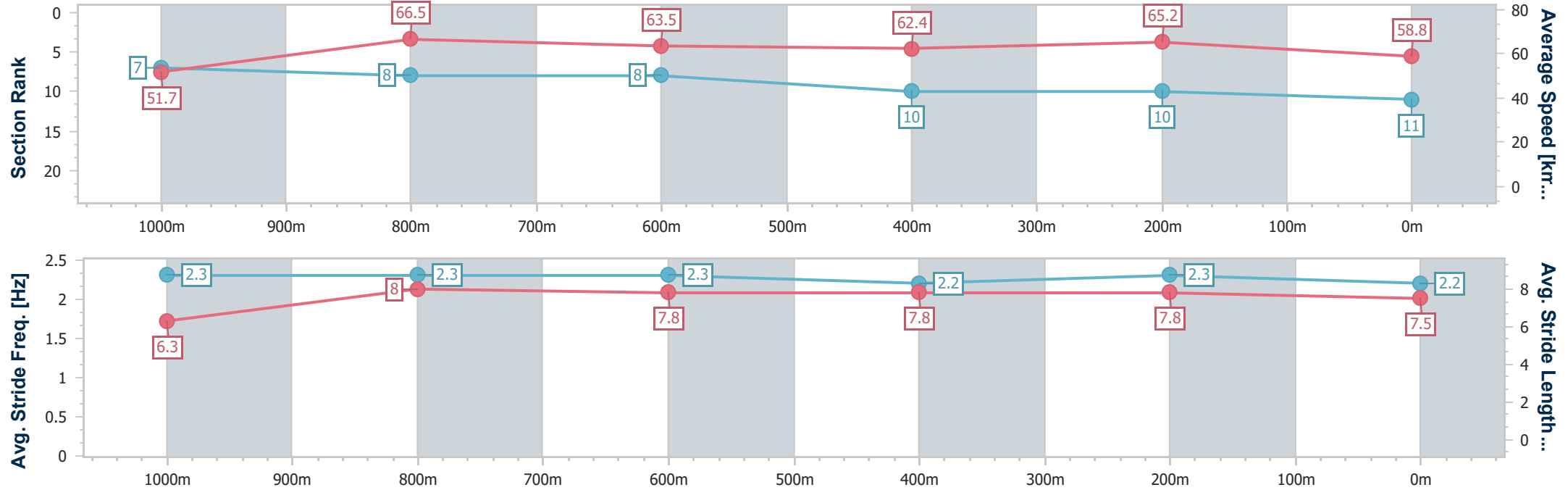
Horse/Jockey Name	Pole Position
Final Rank	11
Fastest Section Time (Section)	0:10.88 (1000m)
Top Speed [km/h] (Section)	67.8 (1000m)
Race State	Finished



Doomben QLD Professional
Race 10: SOUTHS SPORTS CLUB Colts, Geldings & Entires
BENCHMARK 65 Handicap - 1200m
03 April 2024 - 17:11
Track Rating: Good 4, Weather: Fine, Rail Position: +8m



Section	Overall	1000m	800m	600m	400m	200m							
Section Times	1:11.23 [11] (0:13.94)	0:57.29 [7] (0:10.88)	0:46.41 [8] (0:11.49)	0:34.92 [8] (0:11.63)	0:23.29 [10] (0:11.05)	0:12.24 [10] (0:12.24)							
Average Speed [km/h]	51.7	66.5	63.5	62.4	65.2	58.8							
Top Speed [km/h]	66.8	67.8	65.2	64.1	67.5	62.9							
Avg. Dist. to Rail [m]	1.6	1.1	3.0	1.3	2.6	5.2							
Avg. Stride Freq. [Hz]	2.3	2.3	2.3	2.2	2.3	2.2							
Avg. Stride Length [m]	6.3	8.0	7.8	7.8	7.8	7.5							





Horse/Jockey Name	Porky
Final Rank	12
Fastest Section Time (Section)	0:11.07 (400m)
Top Speed [km/h] (Section)	66.4 (400m)
Race State	Finished



Doomben QLD Professional
Race 10: SOUTHS SPORTS CLUB Colts, Geldings & Entires
BENCHMARK 65 Handicap - 1200m
03 April 2024 - 17:11
Track Rating: Good 4, Weather: Fine, Rail Position: +8m



BRISBANE
RACING CLUB

Section	Overall	1000m	800m	600m	400m	200m							
Section Times	1:11.67 [12] (0:14.29)	0:57.38 [12] (0:11.10)	0:46.28 [12] (0:11.32)	0:34.96 [12] (0:11.59)	0:23.37 [12] (0:11.07)	0:12.30 [12] (0:12.30)							
Average Speed [km/h]	50.6	64.8	64.1	62.9	64.9	58.5							
Top Speed [km/h]	65.3	66.0	65.4	64.7	66.4	63.8							
Avg. Dist. to Rail [m]	7.3	0.5	1.8	1.9	2.1	3.4							
Avg. Stride Freq. [Hz]	2.1	2.3	2.3	2.3	2.3	2.2							
Avg. Stride Length [m]	6.6	7.8	7.8	7.7	7.8	7.3							

