



Ipswich QLD Professional
Race 1: SEVEN FAMILY RACES 6 MAY Maiden Handicap - 1100m
10 April 2024 - 11:57



Track Rating: Soft 5, Weather: Fine, Rail Position: +3m Entire

Section						Overall	1000m	800m	600m	400m	200m	Last 600m		
Field Times						1:05.25 (0:08.09)	0:57.16 (0:11.11)	0:46.05 (0:11.61)	0:34.44 (0:11.40)	0:23.04 (0:11.31)	0:11.73 (0:11.73)	0:34.44		
Rank	TAB	Horse/Jockey	Barrier	Top Speed [km/h]	Fastest Section							Margin	Distance Travelled [m]	
1	2	NO NAME FRANK	2	65.7	0:08.35	1:05.25 [1]	0:56.90 [5]	0:45.77 [4]	0:34.20 [3]	0:22.78 [3]	0:11.48 [3]	1:05.25	0:34.20	
		Georgina Cartwright		1000m	Overall	(0:08.35)	(0:11.13)	(0:11.57)	(0:11.42)	(0:11.30)	(0:11.48)			
2	6	PERIGEAN	6	65.8	0:08.22	1:05.34 [2]	0:57.12 [2]	0:45.97 [2]	0:34.49 [2]	0:23.07 [2]	0:11.74 [2]	0.56L	0:34.49	-3
		Ryan Maloney		1000m	Overall	(0:08.22)	(0:11.15)	(0:11.48)	(0:11.42)	(0:11.33)	(0:11.74)			
3	8	TAMAHAGANE	8	66.7	0:08.09	1:05.36 [3]	0:57.27 [1]	0:46.16 [1]	0:34.55 [1]	0:23.15 [1]	0:11.84 [1]	0.64L	0:34.55	+3
		Martin Harley		1000m	Overall	(0:08.09)	(0:11.11)	(0:11.61)	(0:11.40)	(0:11.31)	(0:11.84)			
4	9	MAKE IT SO	9	66.9	0:08.37	1:05.96 [4]	0:57.59 [7]	0:46.53 [3]	0:34.89 [4]	0:23.44 [4]	0:11.91 [4]	4.17L	0:34.89	+3
		James Orman		1000m	Overall	(0:08.37)	(0:11.06)	(0:11.64)	(0:11.45)	(0:11.53)	(0:11.91)			
5	14	MAPLE MAGIC	14	64.0	0:08.34	1:06.22 [5]	0:57.88 [4]	0:46.19 [9]	0:34.45 [9]	0:23.05 [8]	0:11.78 [6]	5.7L	0:34.45	-2
		Robbie Dolan		600m	Overall	(0:08.34)	(0:11.69)	(0:11.74)	(0:11.40)	(0:11.27)	(0:11.78)			
6	11	DILIGENTE	11	64.8	0:08.62	1:06.22 [6]	0:57.60 [9]	0:46.21 [8]	0:34.53 [8]	0:23.24 [6]	0:11.78 [7]	5.71L	0:34.53	+2
		Damien Thornton		1000m	Overall	(0:08.62)	(0:11.39)	(0:11.68)	(0:11.29)	(0:11.46)	(0:11.78)			
7	7	SHOOT THE DIVA	7	64.1	0:08.66	1:06.25 [7]	0:57.59 [10]	0:46.03 [10]	0:34.32 [10]	0:22.99 [9]	0:11.74 [8]	5.89L	0:34.32	+1
		Cejay Graham		400m	Overall	(0:08.66)	(0:11.56)	(0:11.71)	(0:11.33)	(0:11.25)	(0:11.74)			
8	12	DAWN DOWN UNDER	12	65.2	0:08.34	1:06.48 [8]	0:58.14 [3]	0:46.87 [5]	0:35.13 [5]	0:23.78 [5]	0:12.28 [5]	7.24L	0:35.13	+3
		Nikita Beriman		1000m	Overall	(0:08.34)	(0:11.27)	(0:11.74)	(0:11.35)	(0:11.50)	(0:12.28)			
9	17	LADY MANTAGNA	17	64.1	0:08.36	1:06.97 [9]	0:58.61 [6]	0:47.20 [6]	0:35.47 [6]	0:23.97 [7]	0:12.27 [9]	10.13L	0:35.47	+4
		Karl Zechner		1000m	Overall	(0:08.36)	(0:11.41)	(0:11.73)	(0:11.50)	(0:11.70)	(0:12.27)			
10	16	EMILY NINETYNINE	16	64.7	0:08.46	1:07.59 [10]	0:59.13 [8]	0:47.70 [7]	0:35.92 [7]	0:24.17 [10]	0:12.08 [10]	13.79L	0:35.92	+6
		Andrew Spinks		1000m	Overall	(0:08.46)	(0:11.43)	(0:11.78)	(0:11.75)	(0:12.09)	(0:12.08)			

Scratched: Gold Academy (#4), Catalan Comet (#3), Free Fluid (#5), Power Flash (#13), Discotheque (#1), Miss Honeycomb (#10)



Ipswich QLD Professional
Race 1: SEVEN FAMILY RACES 6 MAY Maiden Handicap - 1100m
10 April 2024 - 11:57



Track Rating: Soft 5, Weather: Fine, Rail Position: +3m Entire

Section					Overall	1000m	800m	600m	400m	200m	Last 600m			
Field Times					1:05.25 (0:08.09)	0:57.16 (0:11.11)	0:46.05 (0:11.61)	0:34.44 (0:11.40)	0:23.04 (0:11.31)	0:11.73 (0:11.73)	0:34.44			
Rank	TAB	Horse/Jockey	Barrier	Top Speed [km/h]	Fastest Section						Margin	Distance Travelled [m]		
11	15	LILIPOP	15	64.1	0:09.06	1:07.65 [11]	0:58.59 [11]	0:47.10 [11]	0:35.67 [11]	0:24.05 [11]	0:12.13 [11]	14.11L	0:35.67	+1
		Rikki Jamieson		1000m	Overall	(0:09.06)	(0:11.49)	(0:11.43)	(0:11.62)	(0:11.92)	(0:12.13)			

Scratched: Gold Academy (#4), Catalan Comet (#3), Free Fluid (#5), Power Flash (#13), Discotheque (#1), Miss Honeycomb (#10)



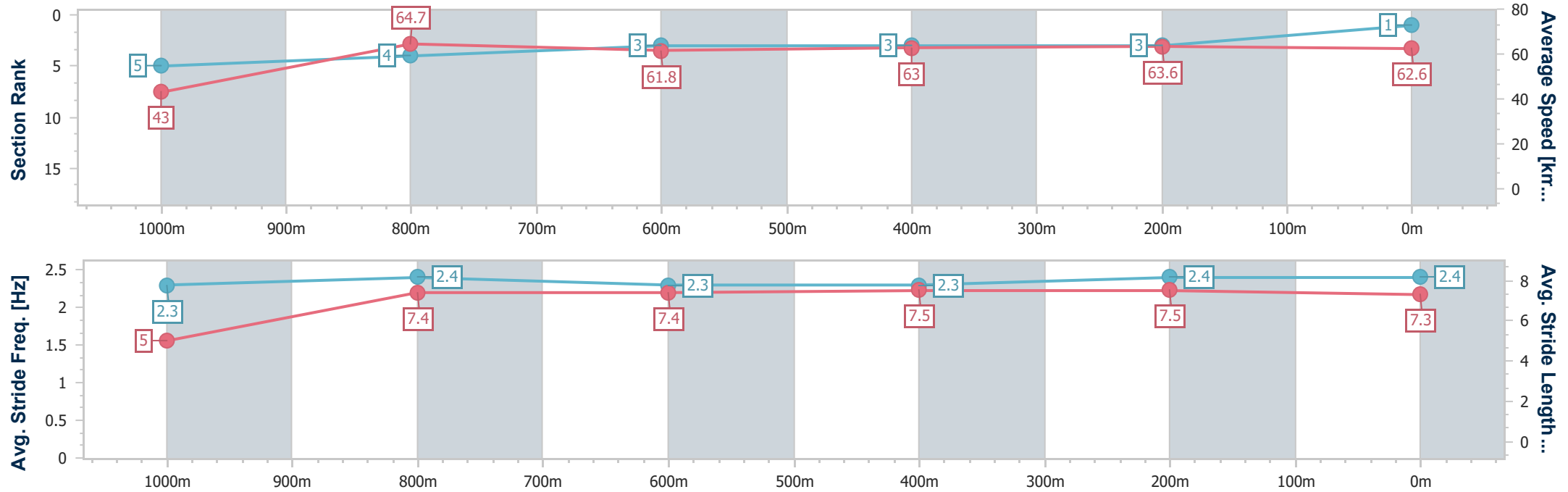
Horse/Jockey Name	No Name Frank
Final Rank	1
Fastest Section Time (Section)	0:08.35 (Overall)
Top Speed [km/h] (Section)	65.7 (1000m)
Race State	Finished



Ipswich QLD Professional
Race 1: SEVEN FAMILY RACES 6 MAY Maiden Handicap - 1100m
10 April 2024 - 11:57
Track Rating: Soft 5, Weather: Fine, Rail Position: +3m Entire



Section	Overall	1000m	800m	600m	400m	200m							
Section Times	1:05.25 [1] (0:08.35)	0:56.90 [5] (0:11.13)	0:45.77 [4] (0:11.57)	0:34.20 [3] (0:11.42)	0:22.78 [3] (0:11.30)	0:11.48 [3] (0:11.48)							
Average Speed [km/h]	43.0	64.7	61.8	63.0	63.6	62.6							
Top Speed [km/h]	63.9	65.7	63.1	63.2	64.3	63.0							
Avg. Dist. to Rail [m]	3.7	0.7	1.3	0.7	1.0	2.8							
Avg. Stride Freq. [Hz]	2.3	2.4	2.3	2.3	2.4	2.4							
Avg. Stride Length [m]	5.0	7.4	7.4	7.5	7.5	7.3							





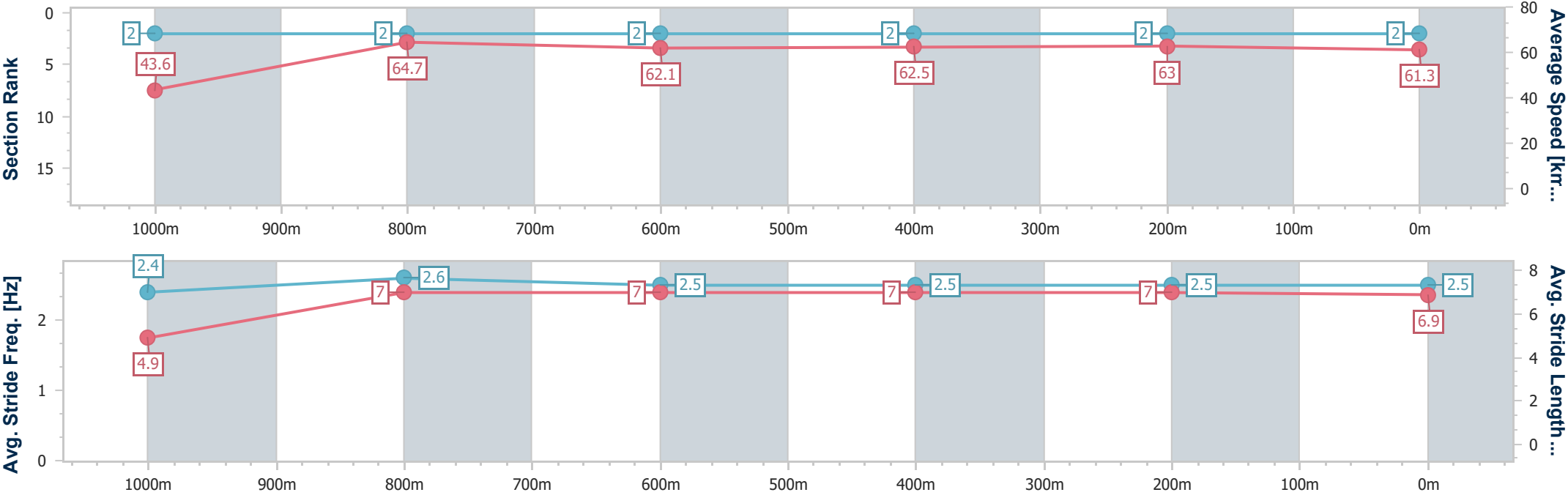
Horse/Jockey Name	Perigean
Final Rank	2
Fastest Section Time (Section)	0:08.22 (Overall)
Top Speed [km/h] (Section)	65.8 (1000m)
Race State	Finished



Ipswich QLD Professional
Race 1: SEVEN FAMILY RACES 6 MAY Maiden Handicap - 1100m
10 April 2024 - 11:57
Track Rating: Soft 5, Weather: Fine, Rail Position: +3m Entire



Section	Overall	1000m	800m	600m	400m	200m								
Section Times	1:05.34 [2] (0:08.22)	0:57.12 [2] (0:11.15)	0:45.97 [2] (0:11.48)	0:34.49 [2] (0:11.42)	0:23.07 [2] (0:11.33)	0:11.74 [2] (0:11.74)								
Average Speed [km/h]	43.6	64.7	62.1	62.5	63.0	61.3								
Top Speed [km/h]	62.8	65.8	63.1	63.1	63.7	62.7								
Avg. Dist. to Rail [m]	4.7	1.1	2.0	2.0	1.1	0.7								
Avg. Stride Freq. [Hz]	2.4	2.6	2.5	2.5	2.5	2.5								
Avg. Stride Length [m]	4.9	7.0	7.0	7.0	7.0	6.9								





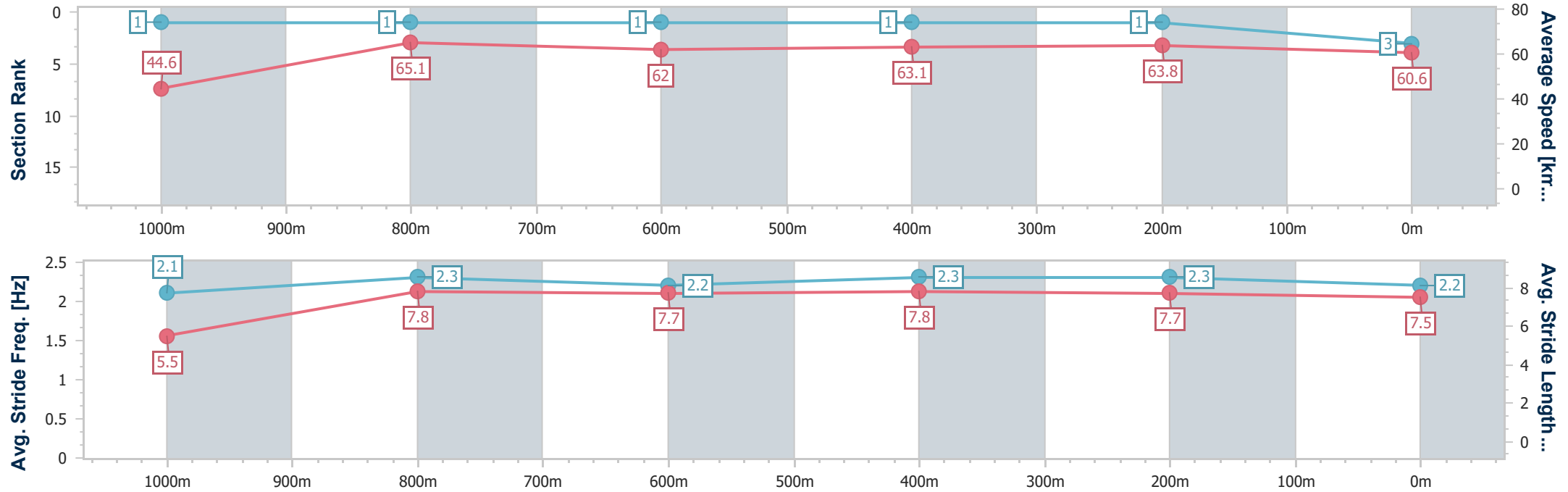
Horse/Jockey Name	Tamahagane
Final Rank	3
Fastest Section Time (Section)	0:08.09 (Overall)
Top Speed [km/h] (Section)	66.7 (1000m)
Race State	Finished



Ipswich QLD Professional
Race 1: SEVEN FAMILY RACES 6 MAY Maiden Handicap - 1100m
10 April 2024 - 11:57
Track Rating: Soft 5, Weather: Fine, Rail Position: +3m Entire



Section	Overall	1000m	800m	600m	400m	200m							
Section Times	1:05.36 [3] (0:08.09)	0:57.27 [1] (0:11.11)	0:46.16 [1] (0:11.61)	0:34.55 [1] (0:11.40)	0:23.15 [1] (0:11.31)	0:11.84 [1] (0:11.84)							
Average Speed [km/h]	44.6	65.1	62.0	63.1	63.8	60.6							
Top Speed [km/h]	64.9	66.7	62.5	63.7	64.2	63.0							
Avg. Dist. to Rail [m]	9.0	2.4	0.3	0.5	0.8	2.0							
Avg. Stride Freq. [Hz]	2.1	2.3	2.2	2.3	2.3	2.2							
Avg. Stride Length [m]	5.5	7.8	7.7	7.8	7.7	7.5							





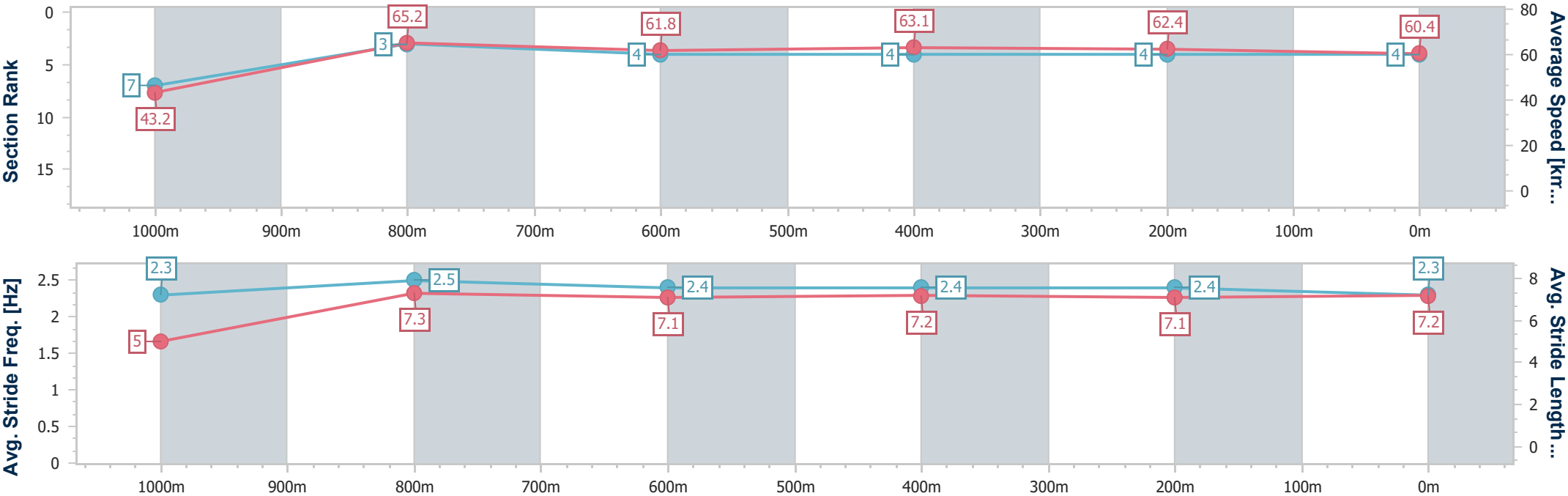
Horse/Jockey Name	Make It So
Final Rank	4
Fastest Section Time (Section)	0:08.37 (Overall)
Top Speed [km/h] (Section)	66.9 (1000m)
Race State	Finished



Ipswich QLD Professional
Race 1: SEVEN FAMILY RACES 6 MAY Maiden Handicap - 1100m
10 April 2024 - 11:57
Track Rating: Soft 5, Weather: Fine, Rail Position: +3m Entire



Section	Overall	1000m	800m	600m	400m	200m							
Section Times	1:05.96 [4] (0:08.37)	0:57.59 [7] (0:11.06)	0:46.53 [3] (0:11.64)	0:34.89 [4] (0:11.45)	0:23.44 [4] (0:11.53)	0:11.91 [4] (0:11.91)							
Average Speed [km/h]	43.2	65.2	61.8	63.1	62.4	60.4							
Top Speed [km/h]	64.0	66.9	62.9	63.5	63.7	62.0							
Avg. Dist. to Rail [m]	7.3	2.1	0.3	0.3	1.5	2.2							
Avg. Stride Freq. [Hz]	2.3	2.5	2.4	2.4	2.4	2.3							
Avg. Stride Length [m]	5.0	7.3	7.1	7.2	7.1	7.2							





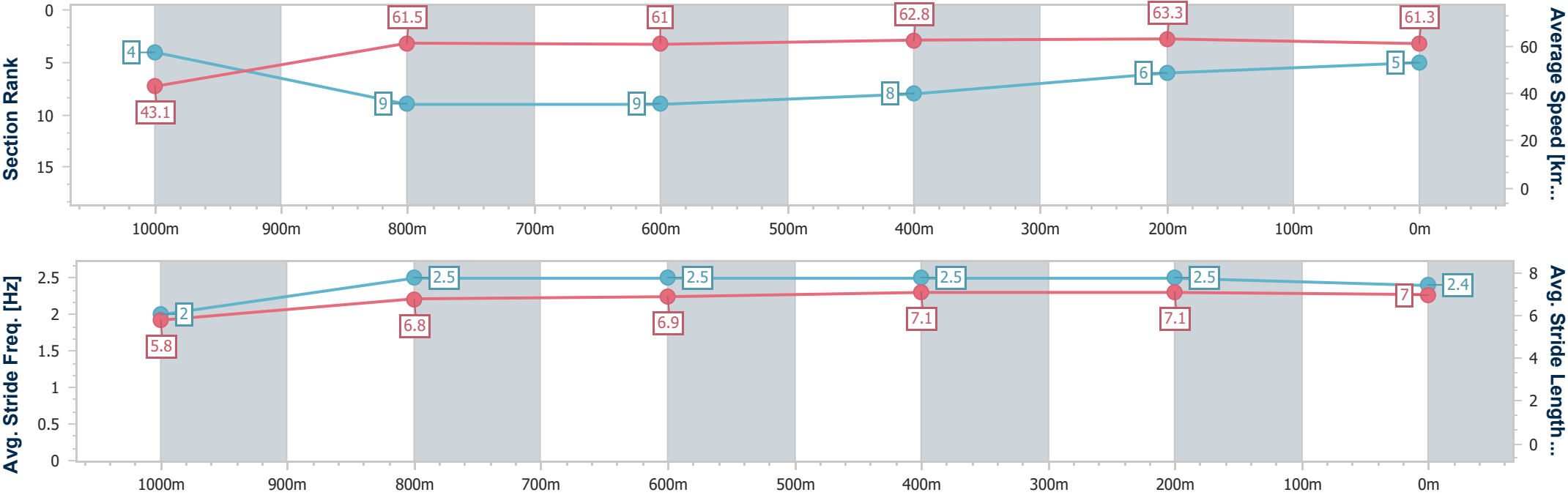
Horse/Jockey Name	Maple Magic
Final Rank	5
Fastest Section Time (Section)	0:08.34 (Overall)
Top Speed [km/h] (Section)	64.0 (600m)
Race State	Finished



Ipswich QLD Professional
Race 1: SEVEN FAMILY RACES 6 MAY Maiden Handicap - 1100m
10 April 2024 - 11:57
Track Rating: Soft 5, Weather: Fine, Rail Position: +3m Entire



Section	Overall	1000m	800m	600m	400m	200m							
Section Times	1:06.22 [5] (0:08.34)	0:57.88 [4] (0:11.69)	0:46.19 [9] (0:11.74)	0:34.45 [9] (0:11.40)	0:23.05 [8] (0:11.27)	0:11.78 [6] (0:11.78)							
Average Speed [km/h]	43.1	61.5	61.0	62.8	63.3	61.3							
Top Speed [km/h]	62.4	63.6	62.4	64.0	64.0	63.1							
Avg. Dist. to Rail [m]	2.0	0.6	1.1	1.9	1.4	0.8							
Avg. Stride Freq. [Hz]	2.0	2.5	2.5	2.5	2.5	2.4							
Avg. Stride Length [m]	5.8	6.8	6.9	7.1	7.1	7.0							





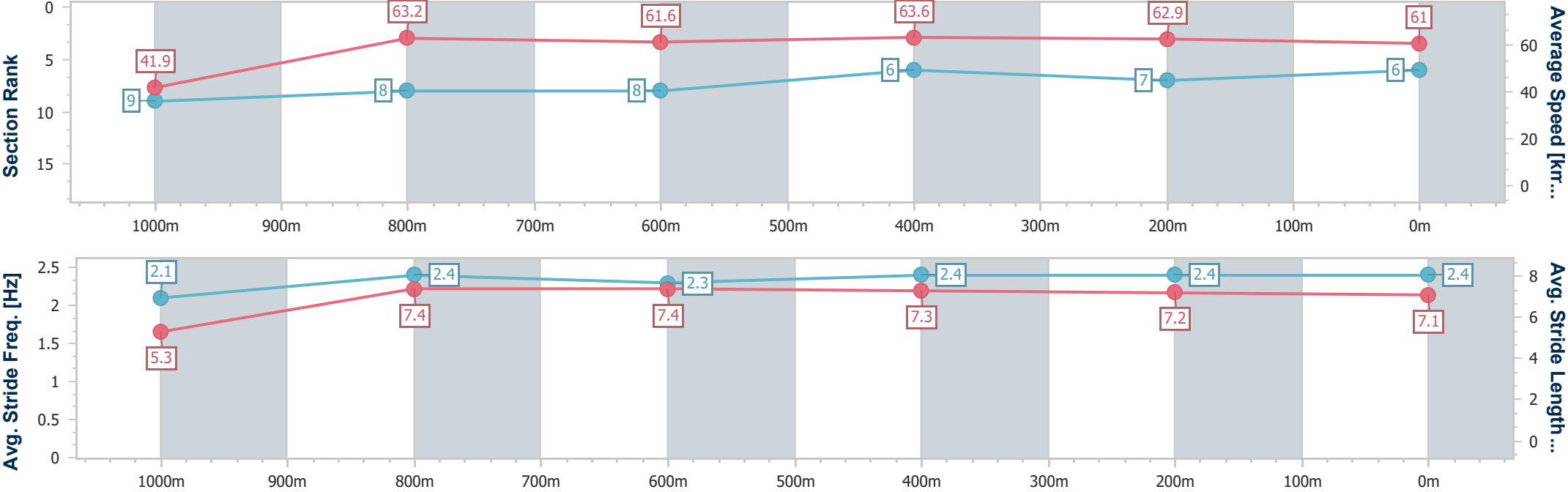
Horse/Jockey Name	Diligente
Final Rank	6
Fastest Section Time (Section)	0:08.62 (Overall)
Top Speed [km/h] (Section)	64.8 (1000m)
Race State	Finished



Ipswich QLD Professional
Race 1: SEVEN FAMILY RACES 6 MAY Maiden Handicap - 1100m
10 April 2024 - 11:57
Track Rating: Soft 5, Weather: Fine, Rail Position: +3m Entire



Section	Overall	1000m	800m	600m	400m	200m							
Section Times	1:06.22 [6] (0:08.62)	0:57.60 [9] (0:11.39)	0:46.21 [8] (0:11.68)	0:34.53 [8] (0:11.29)	0:23.24 [6] (0:11.46)	0:11.78 [7] (0:11.78)							
Average Speed [km/h]	41.9	63.2	61.6	63.6	62.9	61.0							
Top Speed [km/h]	62.7	64.8	63.0	64.6	64.5	62.9							
Avg. Dist. to Rail [m]	6.0	0.6	0.6	0.6	1.0	2.0							
Avg. Stride Freq. [Hz]	2.1	2.4	2.3	2.4	2.4	2.4							
Avg. Stride Length [m]	5.3	7.4	7.4	7.3	7.2	7.1							





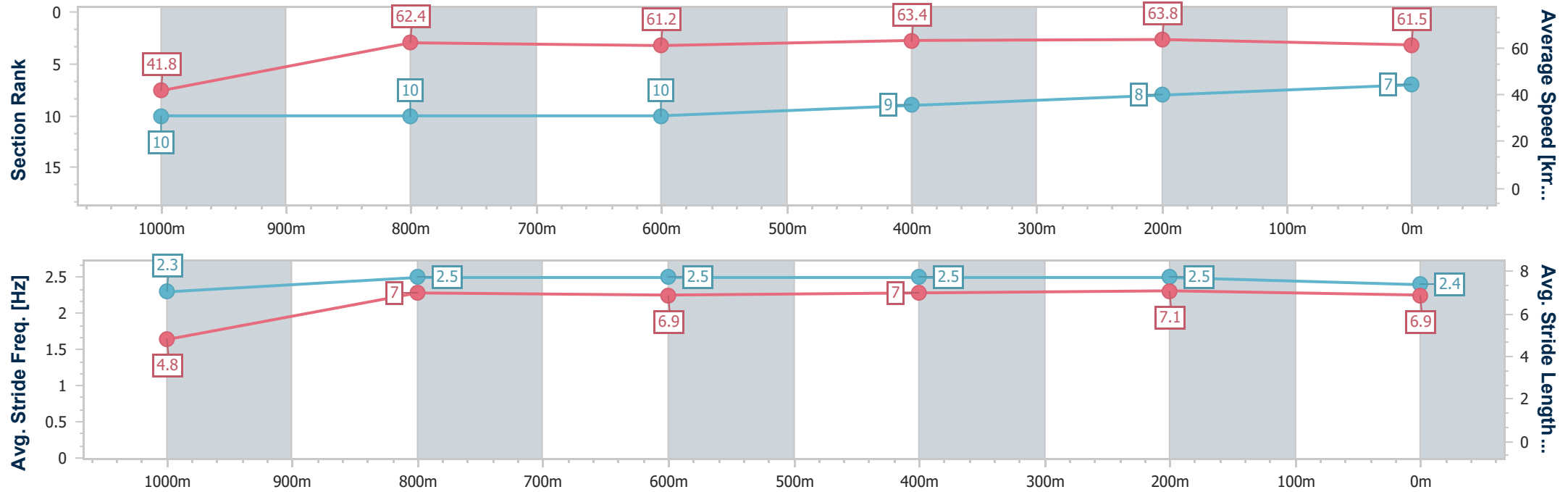
Horse/Jockey Name	Shoot The Diva
Final Rank	7
Fastest Section Time (Section)	0:08.66 (Overall)
Top Speed [km/h] (Section)	64.1 (400m)
Race State	Finished



Ipswich QLD Professional
Race 1: SEVEN FAMILY RACES 6 MAY Maiden Handicap - 1100m
10 April 2024 - 11:57
Track Rating: Soft 5, Weather: Fine, Rail Position: +3m Entire



Section	Overall	1000m	800m	600m	400m	200m								
Section Times	1:06.25 [7] (0:08.66)	0:57.59 [10] (0:11.56)	0:46.03 [10] (0:11.71)	0:34.32 [10] (0:11.33)	0:22.99 [9] (0:11.25)	0:11.74 [8] (0:11.74)								
Average Speed [km/h]	41.8	62.4	61.2	63.4	63.8	61.5								
Top Speed [km/h]	62.9	63.3	63.0	64.1	64.1	63.6								
Avg. Dist. to Rail [m]	9.3	1.5	0.9	1.1	0.5	0.4								
Avg. Stride Freq. [Hz]	2.3	2.5	2.5	2.5	2.5	2.4								
Avg. Stride Length [m]	4.8	7.0	6.9	7.0	7.1	6.9								





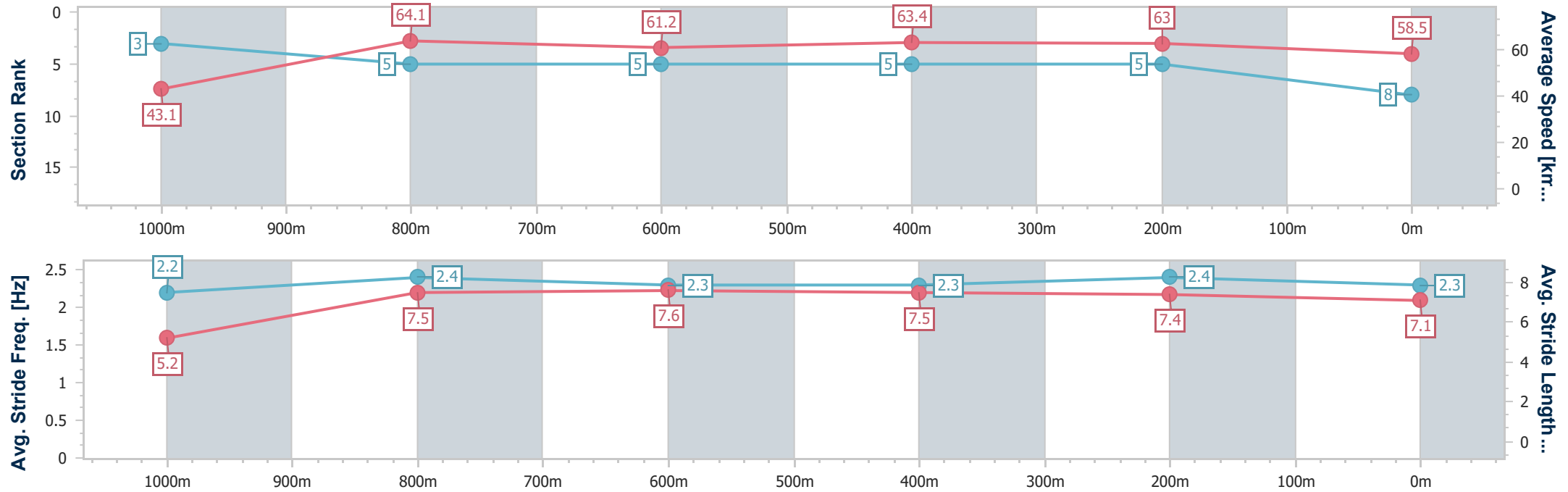
Horse/Jockey Name	Dawn Down Under
Final Rank	8
Fastest Section Time (Section)	0:08.34 (Overall)
Top Speed [km/h] (Section)	65.2 (1000m)
Race State	Finished



Ipswich QLD Professional
Race 1: SEVEN FAMILY RACES 6 MAY Maiden Handicap - 1100m
10 April 2024 - 11:57
Track Rating: Soft 5, Weather: Fine, Rail Position: +3m Entire



Section	Overall	1000m	800m	600m	400m	200m							
Section Times	1:06.48 [8] (0:08.34)	0:58.14 [3] (0:11.27)	0:46.87 [5] (0:11.74)	0:35.13 [5] (0:11.35)	0:23.78 [5] (0:11.50)	0:12.28 [5] (0:12.28)							
Average Speed [km/h]	43.1	64.1	61.2	63.4	63.0	58.5							
Top Speed [km/h]	64.1	65.2	63.4	64.0	63.8	61.4							
Avg. Dist. to Rail [m]	2.7	0.4	0.4	0.2	2.0	3.6							
Avg. Stride Freq. [Hz]	2.2	2.4	2.3	2.3	2.4	2.3							
Avg. Stride Length [m]	5.2	7.5	7.6	7.5	7.4	7.1							





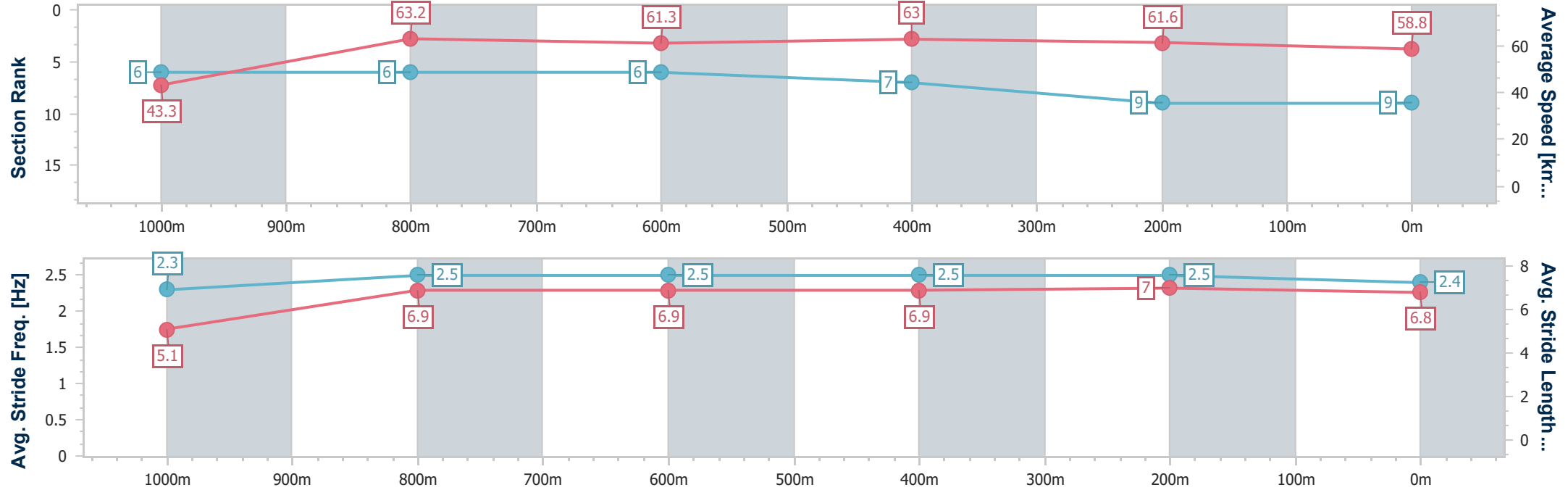
Horse/Jockey Name	Lady Mantagna
Final Rank	9
Fastest Section Time (Section)	0:08.36 (Overall)
Top Speed [km/h] (Section)	64.1 (1000m)
Race State	Finished



Ipswich QLD Professional
Race 1: SEVEN FAMILY RACES 6 MAY Maiden Handicap - 1100m
10 April 2024 - 11:57
Track Rating: Soft 5, Weather: Fine, Rail Position: +3m Entire



Section	Overall	1000m	800m	600m	400m	200m								
Section Times	1:06.97 [9] (0:08.36)	0:58.61 [6] (0:11.41)	0:47.20 [6] (0:11.73)	0:35.47 [6] (0:11.50)	0:23.97 [7] (0:11.70)	0:12.27 [9] (0:12.27)								
Average Speed [km/h]	43.3	63.2	61.3	63.0	61.6	58.8								
Top Speed [km/h]	61.4	64.1	63.3	63.5	63.1	61.3								
Avg. Dist. to Rail [m]	6.0	1.0	0.5	0.7	2.0	2.8								
Avg. Stride Freq. [Hz]	2.3	2.5	2.5	2.5	2.5	2.4								
Avg. Stride Length [m]	5.1	6.9	6.9	6.9	7.0	6.8								





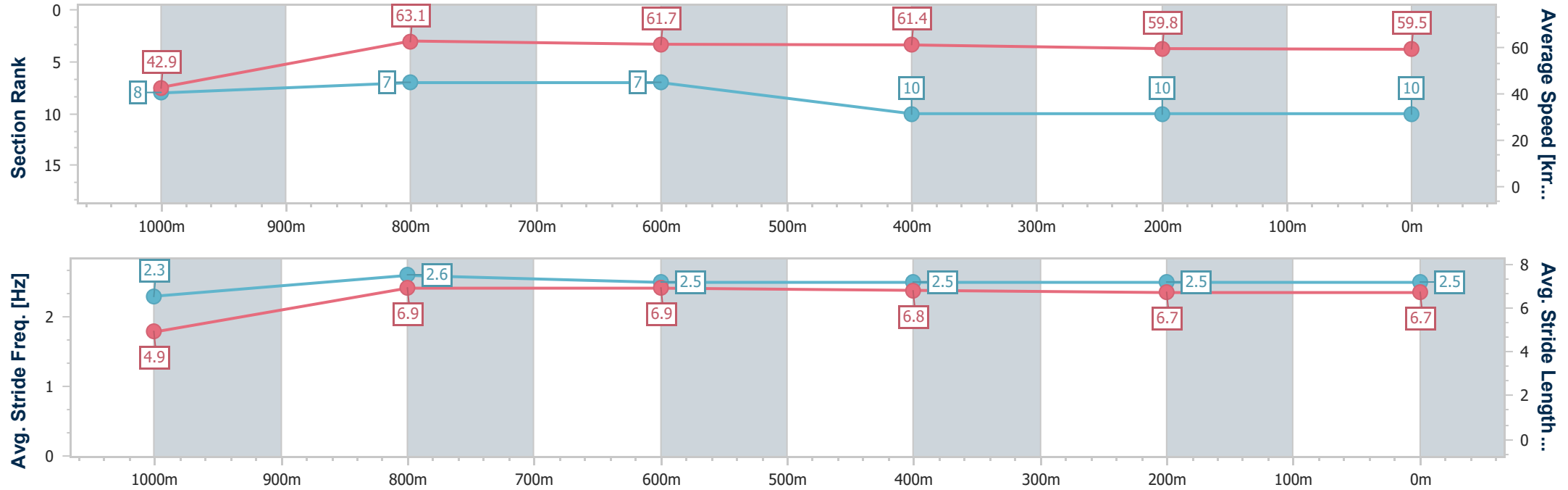
Horse/Jockey Name	Emily Ninetynine
Final Rank	10
Fastest Section Time (Section)	0:08.46 (Overall)
Top Speed [km/h] (Section)	64.7 (1000m)
Race State	Finished



Ipswich QLD Professional
Race 1: SEVEN FAMILY RACES 6 MAY Maiden Handicap - 1100m
10 April 2024 - 11:57
Track Rating: Soft 5, Weather: Fine, Rail Position: +3m Entire



Section	Overall	1000m	800m	600m	400m	200m							
Section Times	1:07.59 [10] (0:08.46)	0:59.13 [8] (0:11.43)	0:47.70 [7] (0:11.78)	0:35.92 [7] (0:11.75)	0:24.17 [10] (0:12.09)	0:12.08 [10] (0:12.08)							
Average Speed [km/h]	42.9	63.1	61.7	61.4	59.8	59.5							
Top Speed [km/h]	61.4	64.7	64.4	62.4	61.3	60.7							
Avg. Dist. to Rail [m]	10.3	2.3	2.0	0.9	1.1	0.8							
Avg. Stride Freq. [Hz]	2.3	2.6	2.5	2.5	2.5	2.5							
Avg. Stride Length [m]	4.9	6.9	6.9	6.8	6.7	6.7							





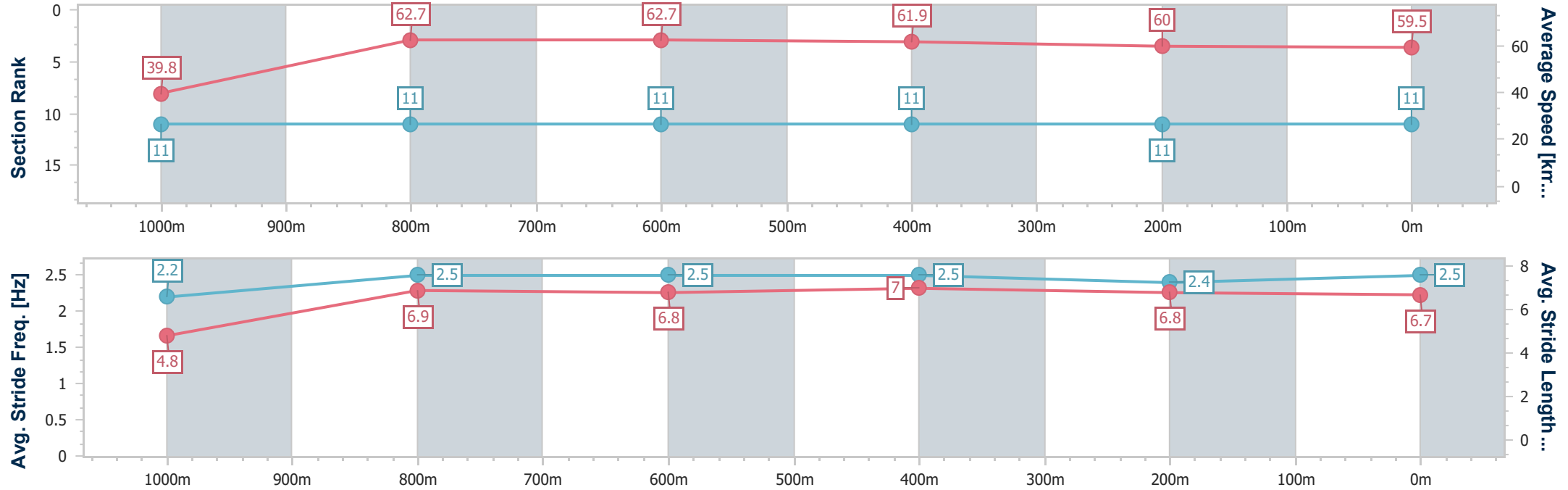
Horse/Jockey Name	Lilipop
Final Rank	11
Fastest Section Time (Section)	0:09.06 (Overall)
Top Speed [km/h] (Section)	64.1 (1000m)
Race State	Finished



Ipswich QLD Professional
Race 1: SEVEN FAMILY RACES 6 MAY Maiden Handicap - 1100m
10 April 2024 - 11:57
Track Rating: Soft 5, Weather: Fine, Rail Position: +3m Entire



Section	Overall	1000m	800m	600m	400m	200m								
Section Times	1:07.65 [11] (0:09.06)	0:58.59 [11] (0:11.49)	0:47.10 [11] (0:11.43)	0:35.67 [11] (0:11.62)	0:24.05 [11] (0:11.92)	0:12.13 [11] (0:12.13)								
Average Speed [km/h]	39.8	62.7	62.7	61.9	60.0	59.5								
Top Speed [km/h]	59.5	64.1	64.1	62.8	60.9	60.8								
Avg. Dist. to Rail [m]	7.8	0.9	0.3	0.7	0.9	0.8								
Avg. Stride Freq. [Hz]	2.2	2.5	2.5	2.5	2.4	2.5								
Avg. Stride Length [m]	4.8	6.9	6.8	7.0	6.8	6.7								





Ipswich QLD Professional
Race 2: RIVER 94.9FM QTIS Three-Year-Old BENCHMARK 68 Handicap -
1350m
10 April 2024 - 12:33



Track Rating: Soft 5, Weather: Fine, Rail Position: +3m

Section						Overall	1200m	1000m	800m	600m	400m	Last 600m	
Field Times						1:57.16 (0:46.55)	1:10.61 (0:10.98)	0:59.63 (0:11.68)	0:47.95 (0:12.27)	0:35.68 (0:12.34)	0:23.34 (0:11.76)	0:35.68	
Rank	TAB	Horse/Jockey	Barrier	Top Speed [km/h]	Fastest Section								Distance Travelled [m]
1	7	DISNEY CASTLE	7	65.4	0:11.37	1:57.16 [1]	1:10.40 [4]	0:59.03 [6]	0:47.37 [6]	0:35.06 [6]	0:23.11 [5]	0:35.06	
		Mark Du Plessis		1200m	1200m	(0:46.76)	(0:11.37)	(0:11.66)	(0:12.31)	(0:11.95)	(0:11.62)		
2	10	CARTWHEELS	10	66.2	0:11.10	1:57.24 [2]	1:10.60 [3]	0:59.50 [3]	0:47.85 [3]	0:35.47 [4]	0:23.39 [2]	0:35.47	+0
		Justin Huxtable		1200m	1200m	(0:46.64)	(0:11.10)	(0:11.65)	(0:12.38)	(0:12.08)	(0:11.73)		
3	8	ESKIMO	8	66.6	0:11.03	1:57.38 [3]	1:10.61 [5]	0:59.58 [4]	0:47.89 [4]	0:35.68 [3]	0:23.36 [4]	0:35.68	-8
		Ryan Wiggins		1200m	1200m	(0:46.77)	(0:11.03)	(0:11.69)	(0:12.21)	(0:12.32)	(0:11.90)		
4	5	GOSPEL GIRL	5	66.5	0:11.06	1:57.49 [4]	1:10.94 [1]	0:59.88 [2]	0:48.17 [2]	0:35.86 [2]	0:23.57 [3]	0:35.86	-3
		James Orman		1200m	1200m	(0:46.55)	(0:11.06)	(0:11.71)	(0:12.31)	(0:12.29)	(0:11.79)		
5	9	FARWEST	9	65.5	0:11.20	1:57.63 [5]	1:10.46 [8]	0:59.26 [8]	0:47.62 [8]	0:35.28 [8]	0:23.28 [7]	0:35.28	+0
		Angela Jones		Overall	1200m	(0:47.17)	(0:11.20)	(0:11.64)	(0:12.34)	(0:12.00)	(0:11.76)		
6	3	MILITARY AWARD	3	65.5	0:11.11	1:57.68 [6]	1:10.53 [7]	0:59.42 [7]	0:47.75 [7]	0:35.44 [7]	0:23.31 [8]	0:35.44	-5
		Ryan Maloney		1200m	1200m	(0:47.15)	(0:11.11)	(0:11.67)	(0:12.31)	(0:12.13)	(0:11.73)		
7	13	REVITUP CHARLIE	13	65.5	0:11.17	1:57.88 [7]	1:11.09 [6]	0:59.92 [5]	0:48.20 [5]	0:35.89 [5]	0:23.73 [6]	0:35.89	-5
		Karl Zechner		1200m	1200m	(0:46.79)	(0:11.17)	(0:11.72)	(0:12.31)	(0:12.16)	(0:11.88)		
8	1	CAPITAL CEE	1	66.7	0:10.92	1:58.44 [8]	1:11.83 [2]	1:00.91 [1]	0:49.23 [1]	0:36.96 [1]	0:24.62 [1]	0:36.96	-6
		Bailey Wheeler		1200m	1200m	(0:46.61)	(0:10.92)	(0:11.68)	(0:12.27)	(0:12.34)	(0:12.19)		

Scratched: Doyle (#4), Aerial Dancer (#11), Typhoon Tip (#12), Wonderland Star (#2), Storm Force Ten (#6)



Ipswich QLD Professional
Race 2: RIVER 94.9FM QTIS Three-Year-Old BENCHMARK 68 Handicap -
1350m
10 April 2024 - 12:33



Track Rating: Soft 5, Weather: Fine, Rail Position: +3m

Section Field Times				200m 0:11.58 (0:11.58)				Last 600m 0:35.68	
Rank	TAB	Horse/Jockey	Barrier	Top Speed [km/h]	Fastest Section	Margin		Distance Travelled [m]	
1	7	DISNEY CASTLE	7	65.4	0:11.37	0:11.49 [2]	1:57.16	0:35.06	
		Mark Du Plessis		1200m	1200m	(0:11.49)			
2	10	CARTWHEELS	10	66.2	0:11.10	0:11.66 [1]	0.47L	0:35.47	+0
		Justin Huxtable		1200m	1200m	(0:11.66)			
3	8	ESKIMO	8	66.6	0:11.03	0:11.46 [4]	1.25L	0:35.68	-8
		Ryan Wiggins		1200m	1200m	(0:11.46)			
4	5	GOSPEL GIRL	5	66.5	0:11.06	0:11.78 [3]	1.94L	0:35.86	-3
		James Orman		1200m	1200m	(0:11.78)			
5	9	FARWEST	9	65.5	0:11.20	0:11.52 [8]	2.74L	0:35.28	+0
		Angela Jones		Overall	1200m	(0:11.52)			
6	3	MILITARY AWARD	3	65.5	0:11.11	0:11.58 [7]	3.07L	0:35.44	-5
		Ryan Maloney		1200m	1200m	(0:11.58)			
7	13	REVITUP CHARLIE	13	65.5	0:11.17	0:11.85 [6]	4.22L	0:35.89	-5
		Karl Zechner		1200m	1200m	(0:11.85)			
8	1	CAPITAL CEE	1	66.7	0:10.92	0:12.43 [5]	7.52L	0:36.96	-6
		Bailey Wheeler		1200m	1200m	(0:12.43)			

Scratched: Doyle (#4), Aerial Dancer (#11), Typhoon Tip (#12), Wonderland Star (#2), Storm Force Ten (#6)



Horse/Jockey Name	Disney Castle
Final Rank	1
Fastest Section Time (Section)	0:11.37 (1200m)
Top Speed [km/h] (Section)	65.4 (1200m)
Race State	Finished

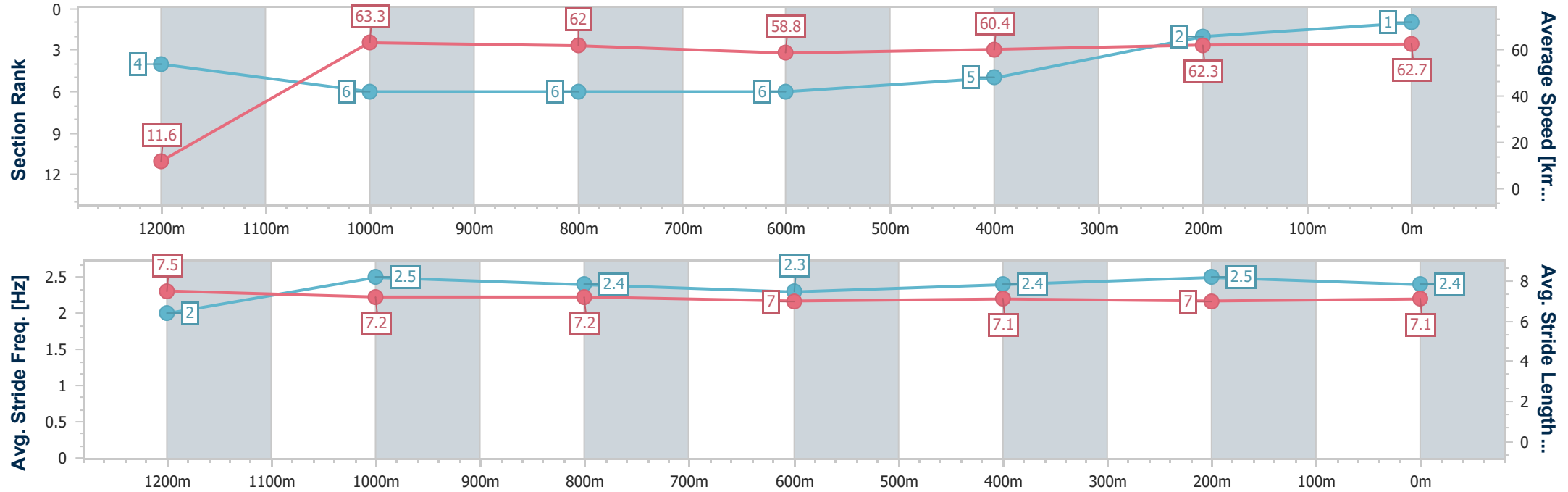


Ipswich QLD Professional
Race 2: RIVER 94.9FM QTIS Three-Year-Old BENCHMARK 68
Handicap - 1350m
10 April 2024 - 12:33



Track Rating: Soft 5, Weather: Fine, Rail Position: +3m

Section	Overall	1200m	1000m	800m	600m	400m	200m						
Section Times	1:57.16 [1] (0:46.76)	1:10.40 [4] (0:11.37)	0:59.03 [6] (0:11.66)	0:47.37 [6] (0:12.31)	0:35.06 [6] (0:11.95)	0:23.11 [5] (0:11.62)	0:11.49 [2] (0:11.49)						
Average Speed [km/h]	11.6	63.3	62.0	58.8	60.4	62.3	62.7						
Top Speed [km/h]	61.2	65.4	64.1	59.7	61.8	64.1	64.3						
Avg. Dist. to Rail [m]	5.1	1.8	1.4	0.6	0.7	2.2	3.0						
Avg. Stride Freq. [Hz]	2.0	2.5	2.4	2.3	2.4	2.5	2.4						
Avg. Stride Length [m]	7.5	7.2	7.2	7.0	7.1	7.0	7.1						





Horse/Jockey Name	Cartwheels
Final Rank	2
Fastest Section Time (Section)	0:11.10 (1200m)
Top Speed [km/h] (Section)	66.2 (1200m)
Race State	Finished

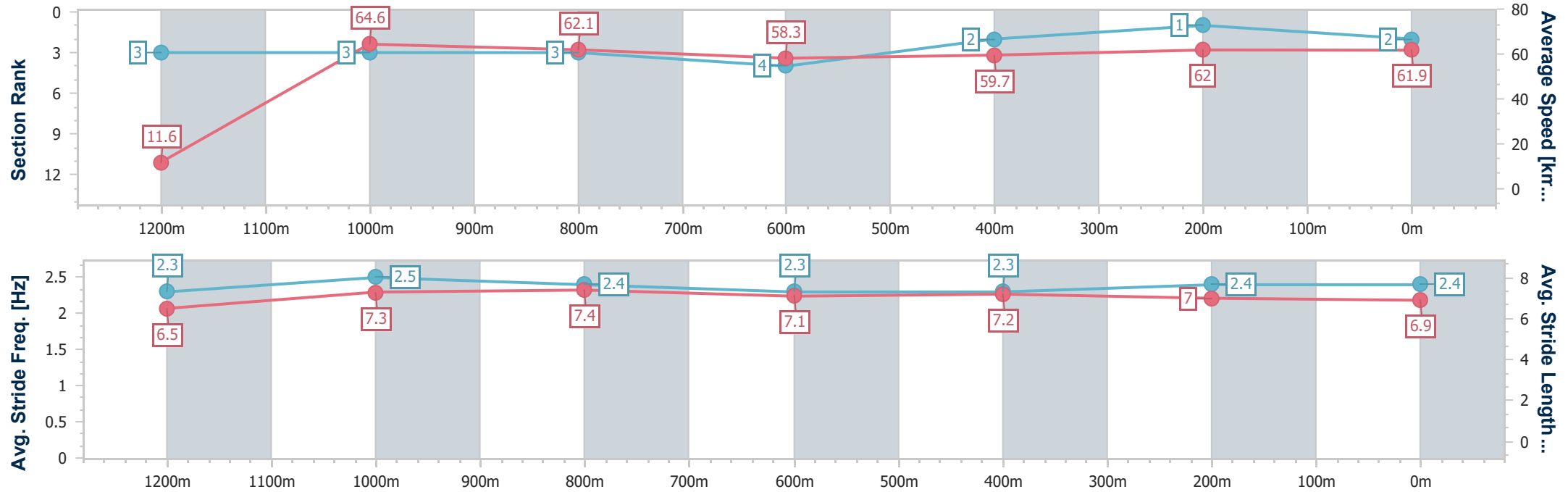


Ipswich QLD Professional
Race 2: RIVER 94.9FM QTIS Three-Year-Old BENCHMARK 68
Handicap - 1350m
10 April 2024 - 12:33



Track Rating: Soft 5, Weather: Fine, Rail Position: +3m

Section	Overall	1200m	1000m	800m	600m	400m	200m						
Section Times	1:57.24 [2] (0:46.64)	1:10.60 [3] (0:11.10)	0:59.50 [3] (0:11.65)	0:47.85 [3] (0:12.38)	0:35.47 [4] (0:12.08)	0:23.39 [2] (0:11.73)	0:11.66 [1] (0:11.66)						
Average Speed [km/h]	11.6	64.6	62.1	58.3	59.7	62.0	61.9						
Top Speed [km/h]	63.7	66.2	64.5	58.9	60.2	64.2	64.4						
Avg. Dist. to Rail [m]	3.4	1.1	1.0	0.6	0.8	3.1	1.6						
Avg. Stride Freq. [Hz]	2.3	2.5	2.4	2.3	2.3	2.4	2.4						
Avg. Stride Length [m]	6.5	7.3	7.4	7.1	7.2	7.0	6.9						





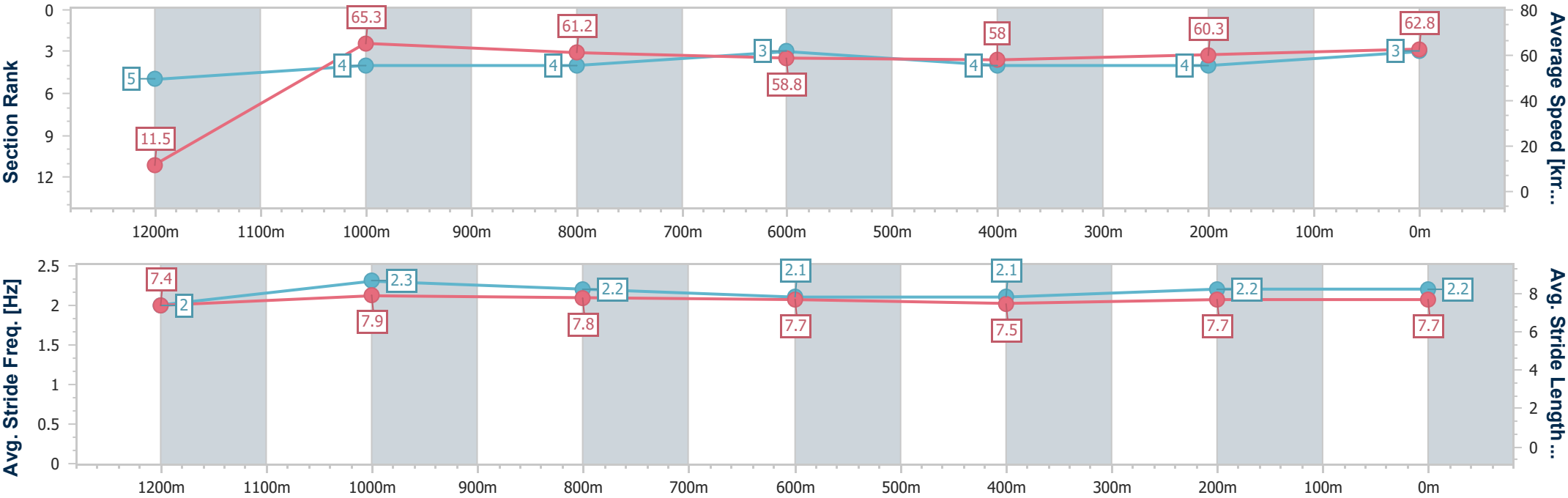
Horse/Jockey Name	Eskimo
Final Rank	3
Fastest Section Time (Section)	0:11.03 (1200m)
Top Speed [km/h] (Section)	66.6 (1200m)
Race State	Finished



Ipswich QLD Professional
Race 2: RIVER 94.9FM QTIS Three-Year-Old BENCHMARK 68
Handicap - 1350m
10 April 2024 - 12:33
Track Rating: Soft 5, Weather: Fine, Rail Position: +3m



Section	Overall	1200m	1000m	800m	600m	400m	200m						
Section Times	1:57.38 [3] (0:46.77)	1:10.61 [5] (0:11.03)	0:59.58 [4] (0:11.69)	0:47.89 [4] (0:12.21)	0:35.68 [3] (0:12.32)	0:23.36 [4] (0:11.90)	0:11.46 [4] (0:11.46)						
Average Speed [km/h]	11.5	65.3	61.2	58.8	58.0	60.3	62.8						
Top Speed [km/h]	65.7	66.6	64.0	59.6	59.7	63.2	63.6						
Avg. Dist. to Rail [m]	3.9	1.0	1.1	1.6	1.6	0.7	2.2						
Avg. Stride Freq. [Hz]	2.0	2.3	2.2	2.1	2.1	2.2	2.2						
Avg. Stride Length [m]	7.4	7.9	7.8	7.7	7.5	7.7	7.7						





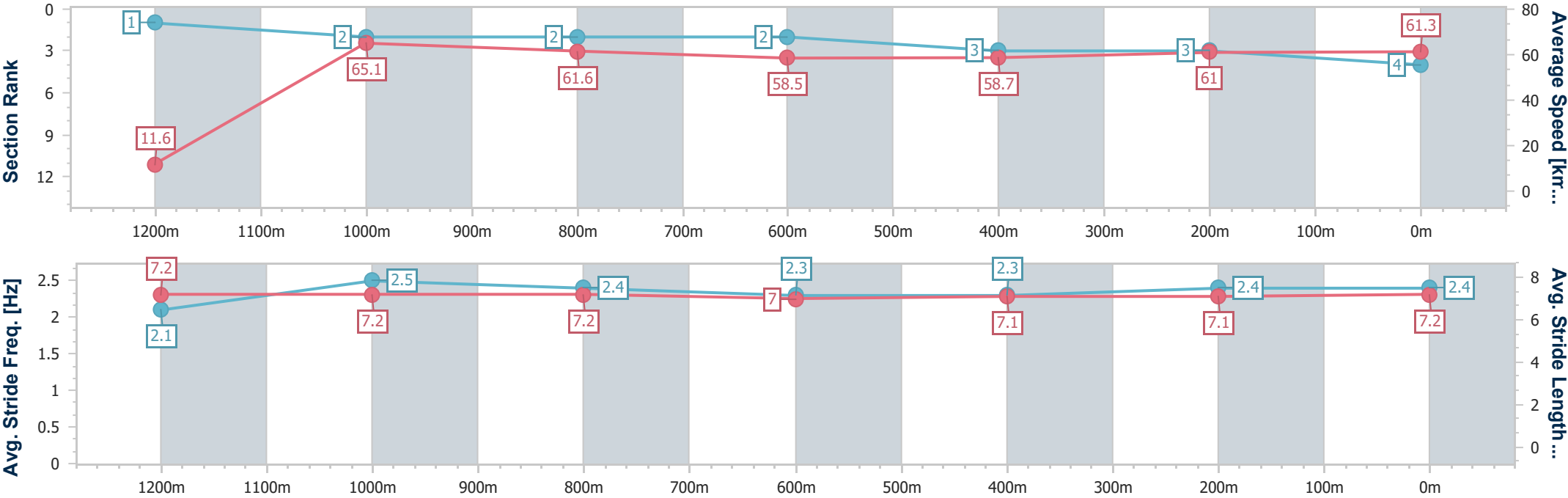
Horse/Jockey Name	Gospel Girl
Final Rank	4
Fastest Section Time (Section)	0:11.06 (1200m)
Top Speed [km/h] (Section)	66.5 (1200m)
Race State	Finished



Ipswich QLD Professional
Race 2: RIVER 94.9FM QTIS Three-Year-Old BENCHMARK 68
Handicap - 1350m
10 April 2024 - 12:33
Track Rating: Soft 5, Weather: Fine, Rail Position: +3m



Section	Overall	1200m	1000m	800m	600m	400m	200m						
Section Times	1:57.49 [4] (0:46.55)	1:10.94 [1] (0:11.06)	0:59.88 [2] (0:11.71)	0:48.17 [2] (0:12.31)	0:35.86 [2] (0:12.29)	0:23.57 [3] (0:11.79)	0:11.78 [3] (0:11.78)						
Average Speed [km/h]	11.6	65.1	61.6	58.5	58.7	61.0	61.3						
Top Speed [km/h]	65.5	66.5	64.0	59.9	59.2	64.5	64.0						
Avg. Dist. to Rail [m]	18.3	1.8	0.4	0.2	0.2	1.2	0.5						
Avg. Stride Freq. [Hz]	2.1	2.5	2.4	2.3	2.3	2.4	2.4						
Avg. Stride Length [m]	7.2	7.2	7.2	7.0	7.1	7.1	7.2						





Horse/Jockey Name	Farwest
Final Rank	5
Fastest Section Time (Section)	0:11.20 (1200m)
Top Speed [km/h] (Section)	65.5 (Overall)
Race State	Finished

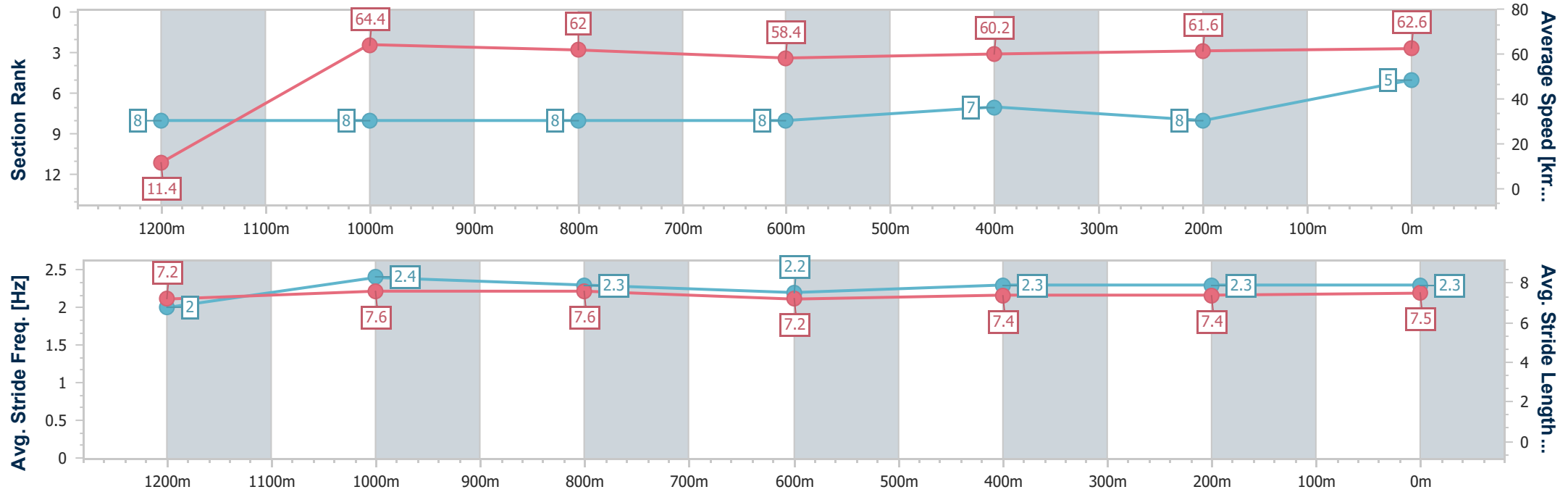


Ipswich QLD Professional
Race 2: RIVER 94.9FM QTIS Three-Year-Old BENCHMARK 68
Handicap - 1350m
10 April 2024 - 12:33



Track Rating: Soft 5, Weather: Fine, Rail Position: +3m

Section	Overall	1200m	1000m	800m	600m	400m	200m						
Section Times	1:57.63 [5] (0:47.17)	1:10.46 [8] (0:11.20)	0:59.26 [8] (0:11.64)	0:47.62 [8] (0:12.34)	0:35.28 [8] (0:12.00)	0:23.28 [7] (0:11.76)	0:11.52 [8] (0:11.52)						
Average Speed [km/h]	11.4	64.4	62.0	58.4	60.2	61.6	62.6						
Top Speed [km/h]	65.5	65.2	63.9	59.6	61.6	62.7	63.1						
Avg. Dist. to Rail [m]	8.0	2.6	1.3	0.9	1.1	2.6	4.4						
Avg. Stride Freq. [Hz]	2.0	2.4	2.3	2.2	2.3	2.3	2.3						
Avg. Stride Length [m]	7.2	7.6	7.6	7.2	7.4	7.4	7.5						





Horse/Jockey Name	Military Award
Final Rank	6
Fastest Section Time (Section)	0:11.11 (1200m)
Top Speed [km/h] (Section)	65.5 (1200m)
Race State	Finished

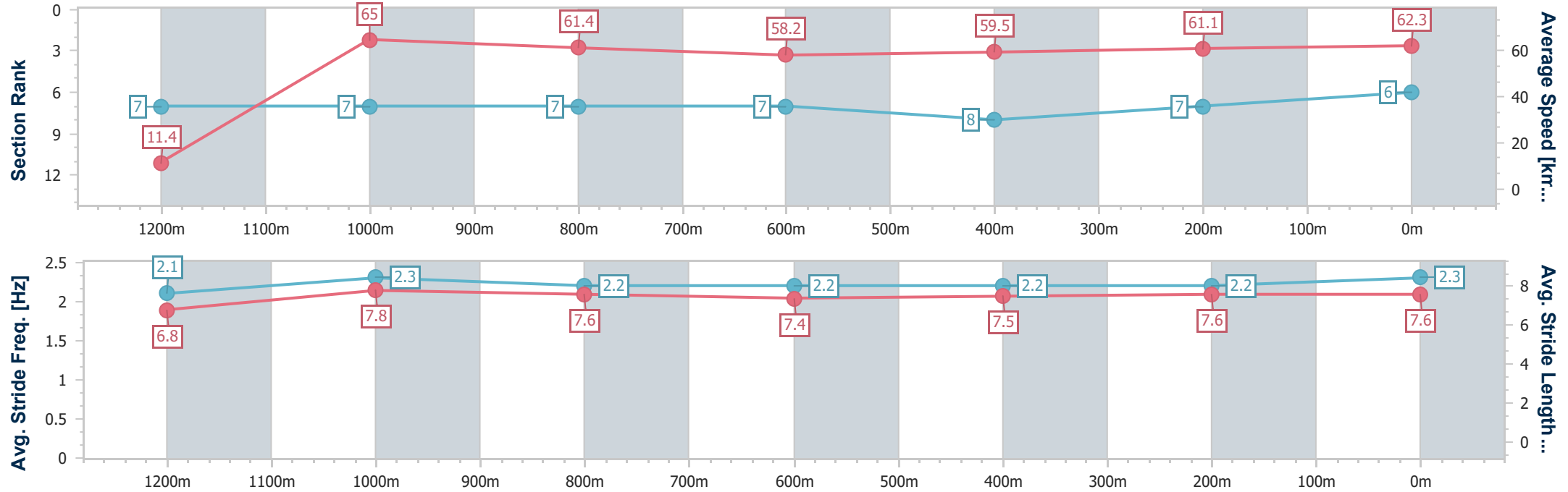


Ipswich QLD Professional
Race 2: RIVER 94.9FM QTIS Three-Year-Old BENCHMARK 68
Handicap - 1350m
10 April 2024 - 12:33



Track Rating: Soft 5, Weather: Fine, Rail Position: +3m

Section	Overall	1200m	1000m	800m	600m	400m	200m						
Section Times	1:57.68 [6] (0:47.15)	1:10.53 [7] (0:11.11)	0:59.42 [7] (0:11.67)	0:47.75 [7] (0:12.31)	0:35.44 [7] (0:12.13)	0:23.31 [8] (0:11.73)	0:11.58 [7] (0:11.58)						
Average Speed [km/h]	11.4	65.0	61.4	58.2	59.5	61.1	62.3						
Top Speed [km/h]	65.3	65.5	63.5	58.7	60.7	63.7	63.5						
Avg. Dist. to Rail [m]	4.6	1.0	0.7	1.0	0.3	0.5	0.7						
Avg. Stride Freq. [Hz]	2.1	2.3	2.2	2.2	2.2	2.2	2.3						
Avg. Stride Length [m]	6.8	7.8	7.6	7.4	7.5	7.6	7.6						





Horse/Jockey Name	Revitup Charlie
Final Rank	7
Fastest Section Time (Section)	0:11.17 (1200m)
Top Speed [km/h] (Section)	65.5 (1200m)
Race State	Finished

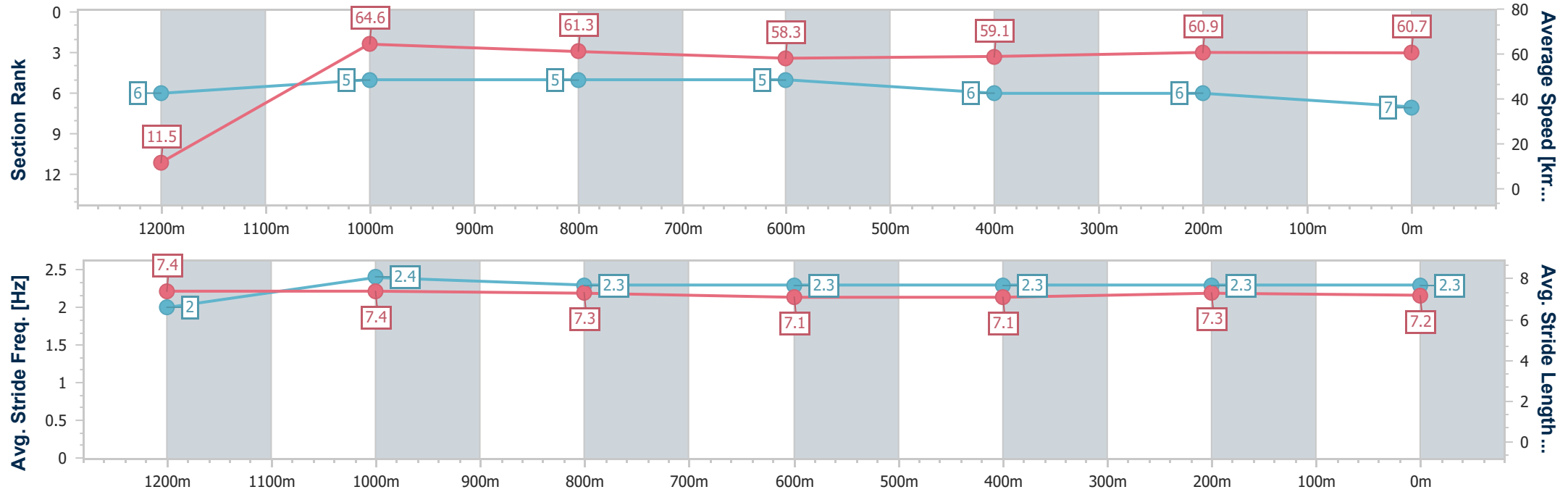


Ipswich QLD Professional
Race 2: RIVER 94.9FM QTIS Three-Year-Old BENCHMARK 68
Handicap - 1350m
10 April 2024 - 12:33



Track Rating: Soft 5, Weather: Fine, Rail Position: +3m

Section	Overall	1200m	1000m	800m	600m	400m	200m						
Section Times	1:57.88 [7] (0:46.79)	1:11.09 [6] (0:11.17)	0:59.92 [5] (0:11.72)	0:48.20 [5] (0:12.31)	0:35.89 [5] (0:12.16)	0:23.73 [6] (0:11.88)	0:11.85 [6] (0:11.85)						
Average Speed [km/h]	11.5	64.6	61.3	58.3	59.1	60.9	60.7						
Top Speed [km/h]	63.5	65.5	63.4	59.3	59.7	62.4	62.4						
Avg. Dist. to Rail [m]	2.3	0.4	0.4	0.6	0.2	1.3	2.7						
Avg. Stride Freq. [Hz]	2.0	2.4	2.3	2.3	2.3	2.3	2.3						
Avg. Stride Length [m]	7.4	7.4	7.3	7.1	7.1	7.3	7.2						





Horse/Jockey Name	Capital Cee
Final Rank	8
Fastest Section Time (Section)	0:10.92 (1200m)
Top Speed [km/h] (Section)	66.7 (1200m)
Race State	Finished

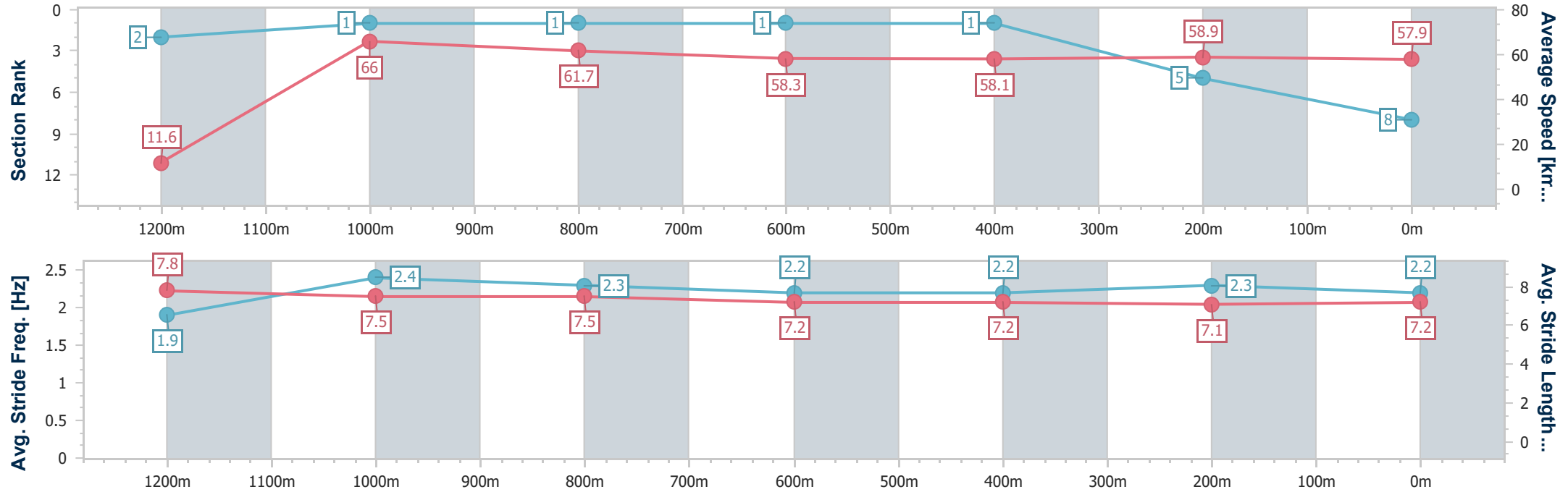


Ipswich QLD Professional
Race 2: RIVER 94.9FM QTIS Three-Year-Old BENCHMARK 68
Handicap - 1350m
10 April 2024 - 12:33



Track Rating: Soft 5, Weather: Fine, Rail Position: +3m

Section	Overall	1200m	1000m	800m	600m	400m	200m						
Section Times	1:58.44 [8] (0:46.61)	1:11.83 [2] (0:10.92)	1:00.91 [1] (0:11.68)	0:49.23 [1] (0:12.27)	0:36.96 [1] (0:12.34)	0:24.62 [1] (0:12.19)	0:12.43 [5] (0:12.43)						
Average Speed [km/h]	11.6	66.0	61.7	58.3	58.1	58.9	57.9						
Top Speed [km/h]	65.8	66.7	64.8	59.2	58.9	59.6	59.4						
Avg. Dist. to Rail [m]	16.7	3.4	0.7	1.1	1.2	0.8	1.3						
Avg. Stride Freq. [Hz]	1.9	2.4	2.3	2.2	2.2	2.3	2.2						
Avg. Stride Length [m]	7.8	7.5	7.5	7.2	7.2	7.1	7.2						





Ipswich QLD Professional
Race 3: SCHWEPPE Class 4 Handicap - 1350m
10 April 2024 - 13:08



Track Rating: Soft 5, Weather: Fine, Rail Position: +3m

Section						Overall	1200m	1000m	800m	600m	400m	Last 600m	
Field Times						1:20.65 (0:10.65)	1:10.00 (0:11.10)	0:58.90 (0:11.57)	0:47.33 (0:11.90)	0:35.43 (0:11.73)	0:23.70 (0:11.65)	0:35.43	
Rank	TAB	Horse/Jockey	Barrier	Top Speed [km/h]	Fastest Section								Distance Travelled [m]
1	6	CENTRE BOUNCE	6	66.4	0:10.93	1:20.65 [1]	1:09.72 [3]	0:58.65 [3]	0:47.03 [4]	0:35.09 [4]	0:23.31 [4]	0:35.09	
		Robbie Dolan		1200m	Overall	(0:10.93)	(0:11.07)	(0:11.62)	(0:11.94)	(0:11.78)	(0:11.62)		
2	10	STAR SEEKER	10	66.7	0:10.99	1:20.72 [2]	1:09.69 [7]	0:58.70 [4]	0:47.33 [2]	0:35.50 [1]	0:23.77 [1]	0:35.50 +1	
		Rikki Jamieson		1200m	1200m	(0:11.03)	(0:10.99)	(0:11.37)	(0:11.83)	(0:11.73)	(0:11.65)		
3	2	INVAHIR	2	66.7	0:10.77	1:20.85 [3]	1:10.08 [2]	0:59.10 [1]	0:47.53 [1]	0:35.53 [2]	0:23.80 [2]	0:35.53 +1	
		Noel Callow		1200m	Overall	(0:10.77)	(0:10.98)	(0:11.57)	(0:12.00)	(0:11.73)	(0:11.73)		
4	5	GREEK STAR	5	65.4	0:10.65	1:21.00 [4]	1:10.35 [1]	0:59.20 [2]	0:47.53 [3]	0:35.63 [3]	0:23.90 [3]	0:35.63 -1	
		Anthony Allen		1200m	Overall	(0:10.65)	(0:11.15)	(0:11.67)	(0:11.90)	(0:11.73)	(0:11.74)		
5	1	OUR MAGNUS	1	65.3	0:11.00	1:21.19 [5]	1:10.19 [6]	0:58.90 [6]	0:47.40 [6]	0:35.38 [6]	0:23.67 [5]	0:35.38 +2	
		Bailey Wheeler		1200m	Overall	(0:11.00)	(0:11.29)	(0:11.50)	(0:12.02)	(0:11.71)	(0:11.61)		
6	11	KINETIC	11	64.9	0:11.22	1:21.20 [6]	1:09.98 [8]	0:58.42 [9]	0:47.06 [9]	0:35.13 [9]	0:23.45 [8]	0:35.13 +3	
		Angela Jones		1000m	Overall	(0:11.22)	(0:11.56)	(0:11.36)	(0:11.93)	(0:11.68)	(0:11.68)		
7	7	HOOKS	7	64.8	0:10.99	1:21.44 [7]	1:10.45 [5]	0:58.95 [7]	0:47.42 [7]	0:35.44 [7]	0:23.82 [7]	0:35.44 +2	
		Trudy Thornton		1000m	Overall	(0:10.99)	(0:11.50)	(0:11.53)	(0:11.98)	(0:11.62)	(0:11.63)		
8	9	SHOPPING WISE	9	64.6	0:11.25	1:21.59 [8]	1:10.34 [9]	0:58.97 [8]	0:47.49 [8]	0:35.53 [8]	0:23.73 [9]	0:35.53 -1	
		Micheal Hellyer		1000m	Overall	(0:11.25)	(0:11.37)	(0:11.48)	(0:11.96)	(0:11.80)	(0:11.67)		
9	4	APERITIVO	4	65.9	0:10.93	1:21.79 [9]	1:10.86 [4]	0:59.69 [5]	0:48.00 [5]	0:36.03 [5]	0:24.22 [6]	0:36.03 -2	
		Samantha Collett		1200m	Overall	(0:10.93)	(0:11.17)	(0:11.69)	(0:11.97)	(0:11.81)	(0:11.89)		

Scratched: Sebring Girl (#3), Hoot 'N' Holler (#8)



Ipswich QLD Professional
Race 3: SCHWEPPE Class 4 Handicap - 1350m
10 April 2024 - 13:08



Track Rating: Soft 5, Weather: Fine, Rail Position: +3m

Section Field Times				200m 0:12.05 (0:12.05)		Last 600m 0:35.43			
Rank	TAB	Horse/Jockey	Barrier	Top Speed [km/h]	Fastest Section	Margin			Distance Travelled [m]
1	6	CENTRE BOUNCE	6	66.4	0:10.93	0:11.69 [4]	1:20.65		0:35.09
		Robbie Dolan		1200m	Overall	(0:11.69)			
2	10	STAR SEEKER	10	66.7	0:10.99	0:12.12 [1]	0.37L		0:35.50 +1
		Rikki Jamieson		1200m	1200m	(0:12.12)			
3	2	INVAHIR	2	66.7	0:10.77	0:12.07 [2]	1.15L		0:35.53 +1
		Noel Callow		1200m	Overall	(0:12.07)			
4	5	GREEK STAR	5	65.4	0:10.65	0:12.16 [3]	2L		0:35.63 -1
		Anthony Allen		1200m	Overall	(0:12.16)			
5	1	OUR MAGNUS	1	65.3	0:11.00	0:12.06 [5]	3.15L		0:35.38 +2
		Bailey Wheeler		1200m	Overall	(0:12.06)			
6	11	KINETIC	11	64.9	0:11.22	0:11.77 [7]	3.19L		0:35.13 +3
		Angela Jones		1000m	Overall	(0:11.77)			
7	7	HOOKS	7	64.8	0:10.99	0:12.19 [6]	4.61L		0:35.44 +2
		Trudy Thornton		1000m	Overall	(0:12.19)			
8	9	SHOPPING WISE	9	64.6	0:11.25	0:12.06 [9]	5.5L		0:35.53 -1
		Micheal Hellyer		1000m	Overall	(0:12.06)			
9	4	APERITIVO	4	65.9	0:10.93	0:12.33 [8]	6.68L		0:36.03 -2
		Samantha Collett		1200m	Overall	(0:12.33)			

Scratched: Sebring Girl (#3), Hoot 'N' Holler (#8)



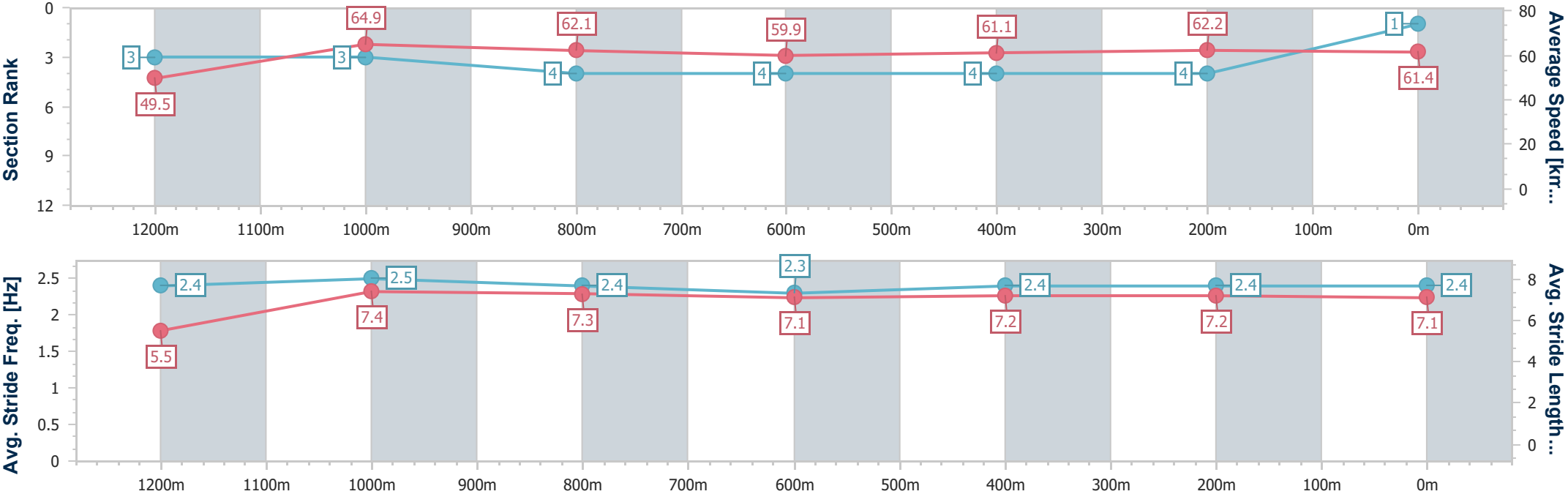
Horse/Jockey Name	Centre Bounce
Final Rank	1
Fastest Section Time (Section)	0:10.93 (Overall)
Top Speed [km/h] (Section)	66.4 (1200m)
Race State	Finished



Ipswich QLD Professional
Race 3: SCHWEPPE'S Class 4 Handicap - 1350m
10 April 2024 - 13:08
Track Rating: Soft 5, Weather: Fine, Rail Position: +3m



Section	Overall	1200m	1000m	800m	600m	400m	200m						
Section Times	1:20.65 [1] (0:10.93)	1:09.72 [3] (0:11.07)	0:58.65 [3] (0:11.62)	0:47.03 [4] (0:11.94)	0:35.09 [4] (0:11.78)	0:23.31 [4] (0:11.62)	0:11.69 [4] (0:11.69)						
Average Speed [km/h]	49.5	64.9	62.1	59.9	61.1	62.2	61.4						
Top Speed [km/h]	63.6	66.4	66.2	61.1	62.6	62.8	63.8						
Avg. Dist. to Rail [m]	2.3	1.0	0.3	0.7	0.6	1.6	5.6						
Avg. Stride Freq. [Hz]	2.4	2.5	2.4	2.3	2.4	2.4	2.4						
Avg. Stride Length [m]	5.5	7.4	7.3	7.1	7.2	7.2	7.1						





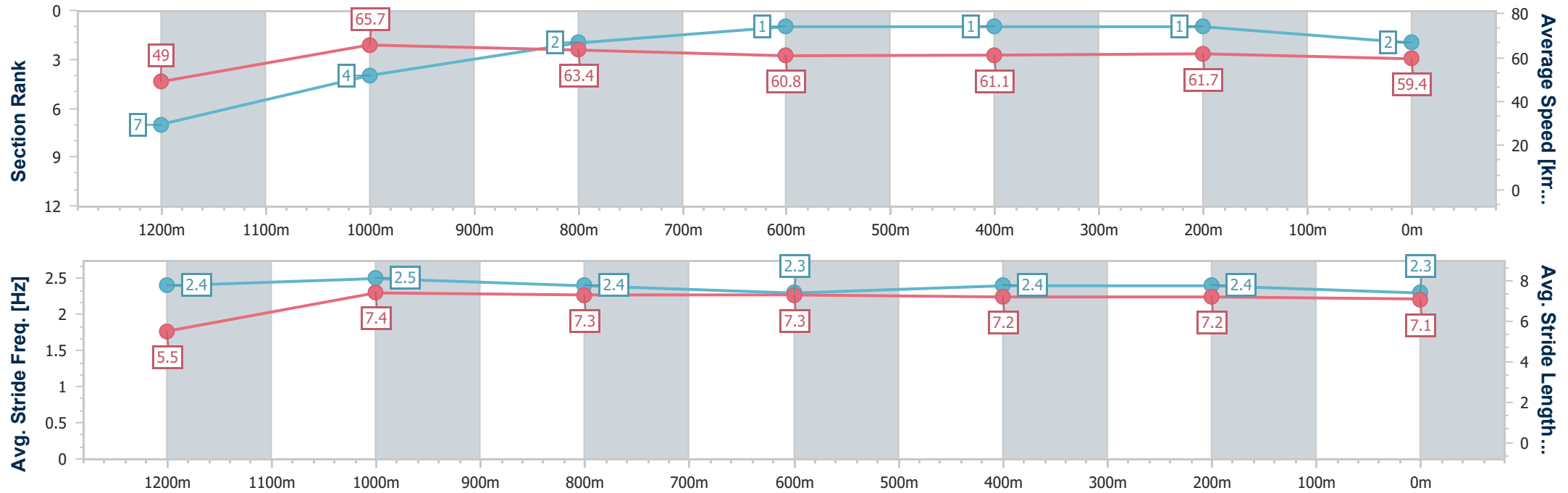
Horse/Jockey Name	Star Seeker
Final Rank	2
Fastest Section Time (Section)	0:10.99 (1200m)
Top Speed [km/h] (Section)	66.7 (1200m)
Race State	Finished



Ipswich QLD Professional
Race 3: SCHWEPPE'S Class 4 Handicap - 1350m
10 April 2024 - 13:08
Track Rating: Soft 5, Weather: Fine, Rail Position: +3m



Section	Overall	1200m	1000m	800m	600m	400m	200m						
Section Times	1:20.72 [2] (0:11.03)	1:09.69 [7] (0:10.99)	0:58.70 [4] (0:11.37)	0:47.33 [2] (0:11.83)	0:35.50 [1] (0:11.73)	0:23.77 [1] (0:11.65)	0:12.12 [1] (0:12.12)						
Average Speed [km/h]	49.0	65.7	63.4	60.8	61.1	61.7	59.4						
Top Speed [km/h]	63.5	66.7	66.6	62.6	62.1	62.2	61.2						
Avg. Dist. to Rail [m]	4.1	2.6	1.4	0.2	0.5	0.7	3.0						
Avg. Stride Freq. [Hz]	2.4	2.5	2.4	2.3	2.4	2.4	2.3						
Avg. Stride Length [m]	5.5	7.4	7.3	7.3	7.2	7.2	7.1						





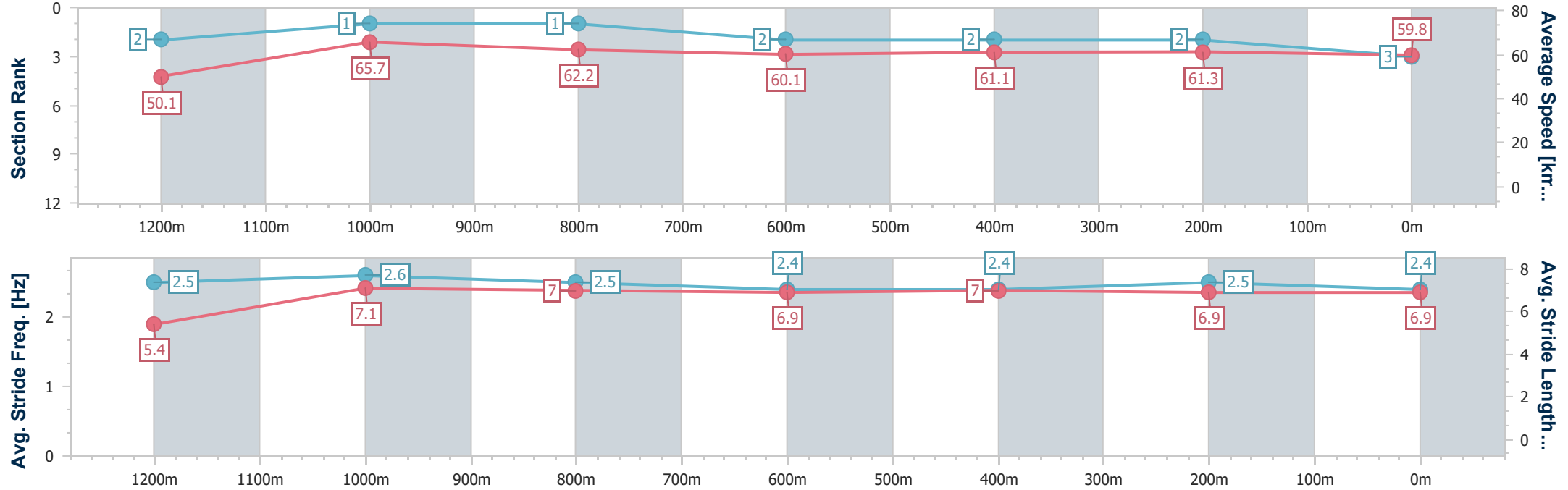
Horse/Jockey Name	Invahir
Final Rank	3
Fastest Section Time (Section)	0:10.77 (Overall)
Top Speed [km/h] (Section)	66.7 (1200m)
Race State	Finished



Ipswich QLD Professional
Race 3: SCHWEPPE'S Class 4 Handicap - 1350m
10 April 2024 - 13:08
Track Rating: Soft 5, Weather: Fine, Rail Position: +3m



Section	Overall	1200m	1000m	800m	600m	400m	200m						
Section Times	1:20.85 [3] (0:10.77)	1:10.08 [2] (0:10.98)	0:59.10 [1] (0:11.57)	0:47.53 [1] (0:12.00)	0:35.53 [2] (0:11.73)	0:23.80 [2] (0:11.73)	0:12.07 [2] (0:12.07)						
Average Speed [km/h]	50.1	65.7	62.2	60.1	61.1	61.3	59.8						
Top Speed [km/h]	63.8	66.7	65.5	61.1	61.8	63.2	62.7						
Avg. Dist. to Rail [m]	5.0	1.6	0.6	0.3	0.7	1.6	4.3						
Avg. Stride Freq. [Hz]	2.5	2.6	2.5	2.4	2.4	2.5	2.4						
Avg. Stride Length [m]	5.4	7.1	7.0	6.9	7.0	6.9	6.9						





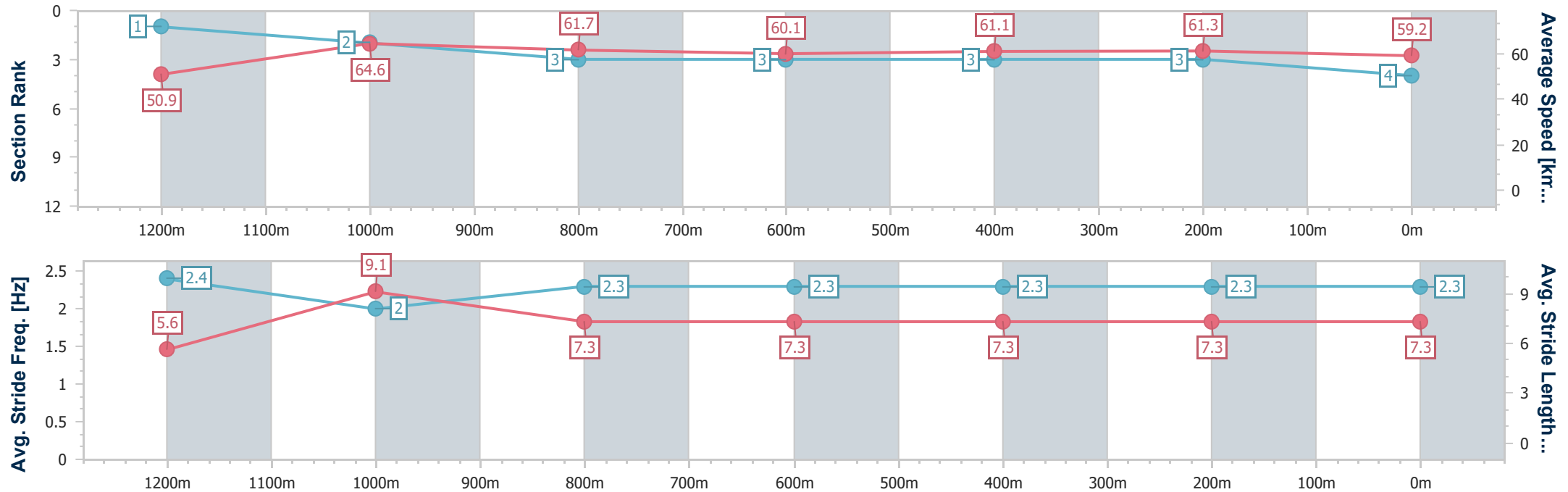
Horse/Jockey Name	Greek Star
Final Rank	4
Fastest Section Time (Section)	0:10.65 (Overall)
Top Speed [km/h] (Section)	65.4 (1200m)
Race State	Finished



Ipswich QLD Professional
Race 3: SCHWEPPE'S Class 4 Handicap - 1350m
10 April 2024 - 13:08
Track Rating: Soft 5, Weather: Fine, Rail Position: +3m



Section	Overall	1200m	1000m	800m	600m	400m	200m						
Section Times	1:21.00 [4] (0:10.65)	1:10.35 [1] (0:11.15)	0:59.20 [2] (0:11.67)	0:47.53 [3] (0:11.90)	0:35.63 [3] (0:11.73)	0:23.90 [3] (0:11.74)	0:12.16 [3] (0:12.16)						
Average Speed [km/h]	50.9	64.6	61.7	60.1	61.1	61.3	59.2						
Top Speed [km/h]	64.1	65.4	63.8	60.4	62.1	62.1	61.3						
Avg. Dist. to Rail [m]	4.6	1.0	0.8	1.2	1.1	1.1	4.1						
Avg. Stride Freq. [Hz]	2.4	2.0	2.3	2.3	2.3	2.3	2.3						
Avg. Stride Length [m]	5.6	9.1	7.3	7.3	7.3	7.3	7.3						





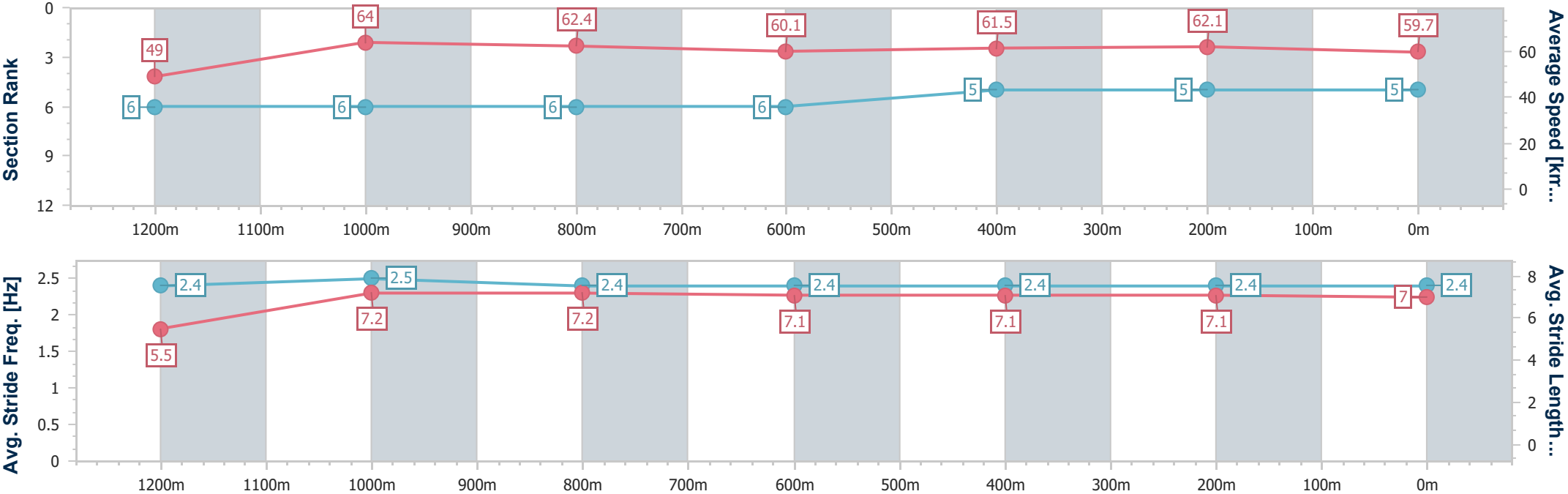
Horse/Jockey Name	Our Magnus
Final Rank	5
Fastest Section Time (Section)	0:11.00 (Overall)
Top Speed [km/h] (Section)	65.3 (1200m)
Race State	Finished



Ipswich QLD Professional
Race 3: SCHWEPPE'S Class 4 Handicap - 1350m
10 April 2024 - 13:08
Track Rating: Soft 5, Weather: Fine, Rail Position: +3m



Section	Overall	1200m	1000m	800m	600m	400m	200m						
Section Times	1:21.19 [5] (0:11.00)	1:10.19 [6] (0:11.29)	0:58.90 [6] (0:11.50)	0:47.40 [6] (0:12.02)	0:35.38 [6] (0:11.71)	0:23.67 [5] (0:11.61)	0:12.06 [5] (0:12.06)						
Average Speed [km/h]	49.0	64.0	62.4	60.1	61.5	62.1	59.7						
Top Speed [km/h]	62.3	65.3	65.0	61.3	62.2	63.7	63.6						
Avg. Dist. to Rail [m]	1.0	1.3	0.6	0.4	0.4	1.5	5.6						
Avg. Stride Freq. [Hz]	2.4	2.5	2.4	2.4	2.4	2.4	2.4						
Avg. Stride Length [m]	5.5	7.2	7.2	7.1	7.1	7.1	7.0						





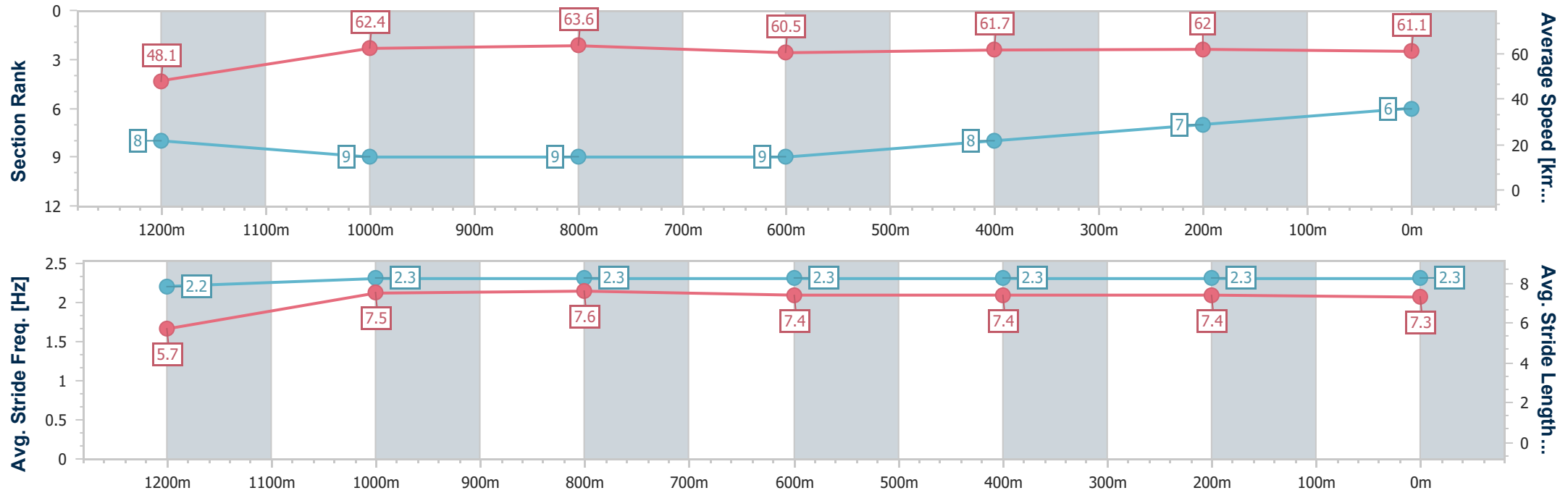
Horse/Jockey Name	Kinetic
Final Rank	6
Fastest Section Time (Section)	0:11.22 (Overall)
Top Speed [km/h] (Section)	64.9 (1000m)
Race State	Finished



Ipswich QLD Professional
Race 3: SCHWEPES Class 4 Handicap - 1350m
10 April 2024 - 13:08
Track Rating: Soft 5, Weather: Fine, Rail Position: +3m



Section	Overall	1200m	1000m	800m	600m	400m	200m						
Section Times	1:21.20 [6] (0:11.22)	1:09.98 [8] (0:11.56)	0:58.42 [9] (0:11.36)	0:47.06 [9] (0:11.93)	0:35.13 [9] (0:11.68)	0:23.45 [8] (0:11.68)	0:11.77 [7] (0:11.77)						
Average Speed [km/h]	48.1	62.4	63.6	60.5	61.7	62.0	61.1						
Top Speed [km/h]	60.7	64.5	64.9	62.0	62.5	63.6	62.8						
Avg. Dist. to Rail [m]	7.7	1.8	1.1	0.3	0.6	1.9	4.6						
Avg. Stride Freq. [Hz]	2.2	2.3	2.3	2.3	2.3	2.3	2.3						
Avg. Stride Length [m]	5.7	7.5	7.6	7.4	7.4	7.4	7.3						





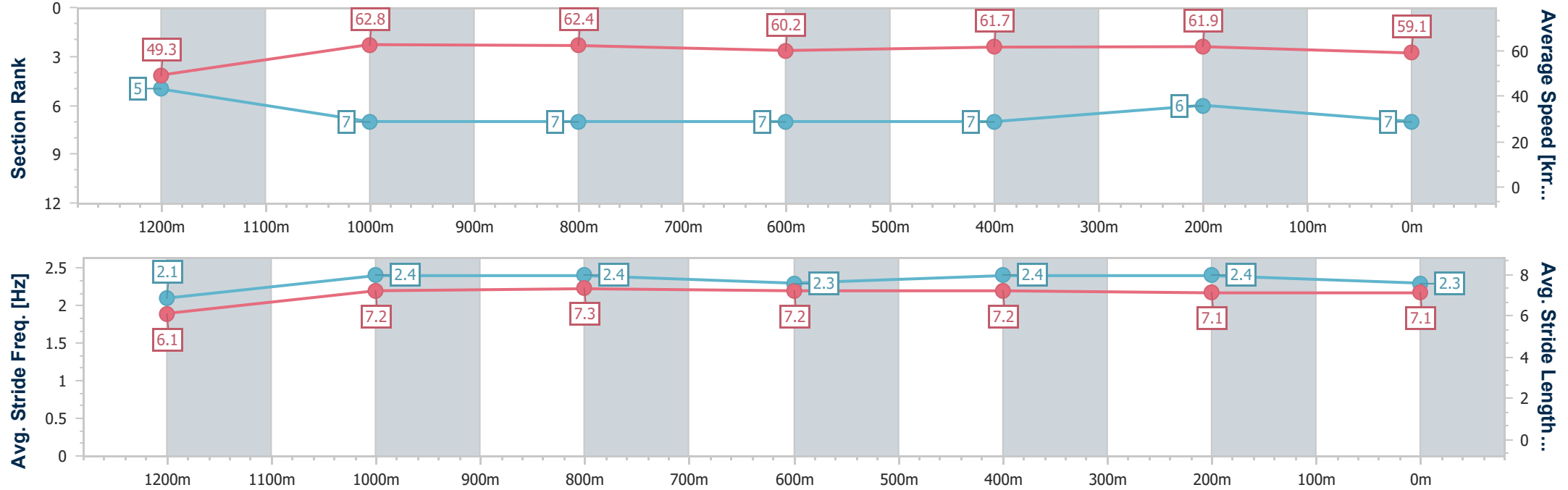
Horse/Jockey Name	Hooks
Final Rank	7
Fastest Section Time (Section)	0:10.99 (Overall)
Top Speed [km/h] (Section)	64.8 (1000m)
Race State	Finished



Ipswich QLD Professional
Race 3: SCHWEPPE'S Class 4 Handicap - 1350m
10 April 2024 - 13:08
Track Rating: Soft 5, Weather: Fine, Rail Position: +3m



Section	Overall	1200m	1000m	800m	600m	400m	200m						
Section Times	1:21.44 [7] (0:10.99)	1:10.45 [5] (0:11.50)	0:58.95 [7] (0:11.53)	0:47.42 [7] (0:11.98)	0:35.44 [7] (0:11.62)	0:23.82 [7] (0:11.63)	0:12.19 [6] (0:12.19)						
Average Speed [km/h]	49.3	62.8	62.4	60.2	61.7	61.9	59.1						
Top Speed [km/h]	62.7	64.4	64.8	61.7	63.1	62.3	61.7						
Avg. Dist. to Rail [m]	6.3	2.3	0.9	0.4	0.4	0.6	1.4						
Avg. Stride Freq. [Hz]	2.1	2.4	2.4	2.3	2.4	2.4	2.3						
Avg. Stride Length [m]	6.1	7.2	7.3	7.2	7.2	7.1	7.1						





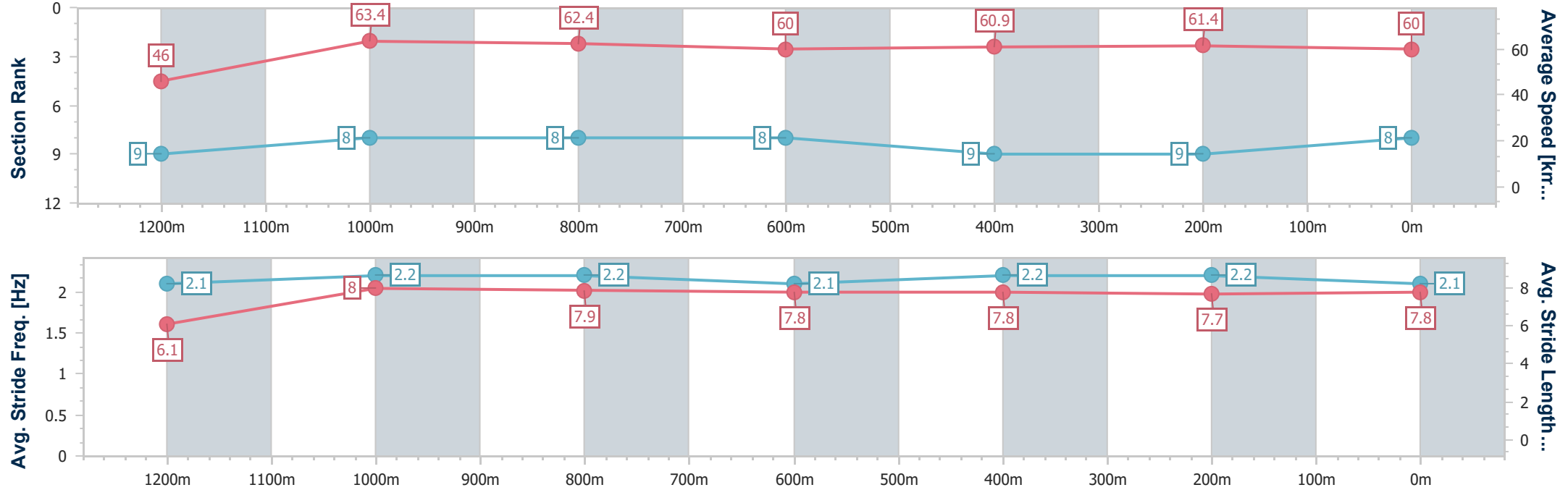
Horse/Jockey Name	Shopping Wise
Final Rank	8
Fastest Section Time (Section)	0:11.25 (Overall)
Top Speed [km/h] (Section)	64.6 (1000m)
Race State	Finished



Ipswich QLD Professional
Race 3: SCHWEPPE'S Class 4 Handicap - 1350m
10 April 2024 - 13:08
Track Rating: Soft 5, Weather: Fine, Rail Position: +3m



Section	Overall	1200m	1000m	800m	600m	400m	200m						
Section Times	1:21.59 [8] (0:11.25)	1:10.34 [9] (0:11.37)	0:58.97 [8] (0:11.48)	0:47.49 [8] (0:11.96)	0:35.53 [8] (0:11.80)	0:23.73 [9] (0:11.67)	0:12.06 [9] (0:12.06)						
Average Speed [km/h]	46.0	63.4	62.4	60.0	60.9	61.4	60.0						
Top Speed [km/h]	54.0	64.1	64.6	63.1	61.8	62.5	63.0						
Avg. Dist. to Rail [m]	4.9	0.7	0.6	1.0	0.9	1.2	2.3						
Avg. Stride Freq. [Hz]	2.1	2.2	2.2	2.1	2.2	2.2	2.1						
Avg. Stride Length [m]	6.1	8.0	7.9	7.8	7.8	7.7	7.8						





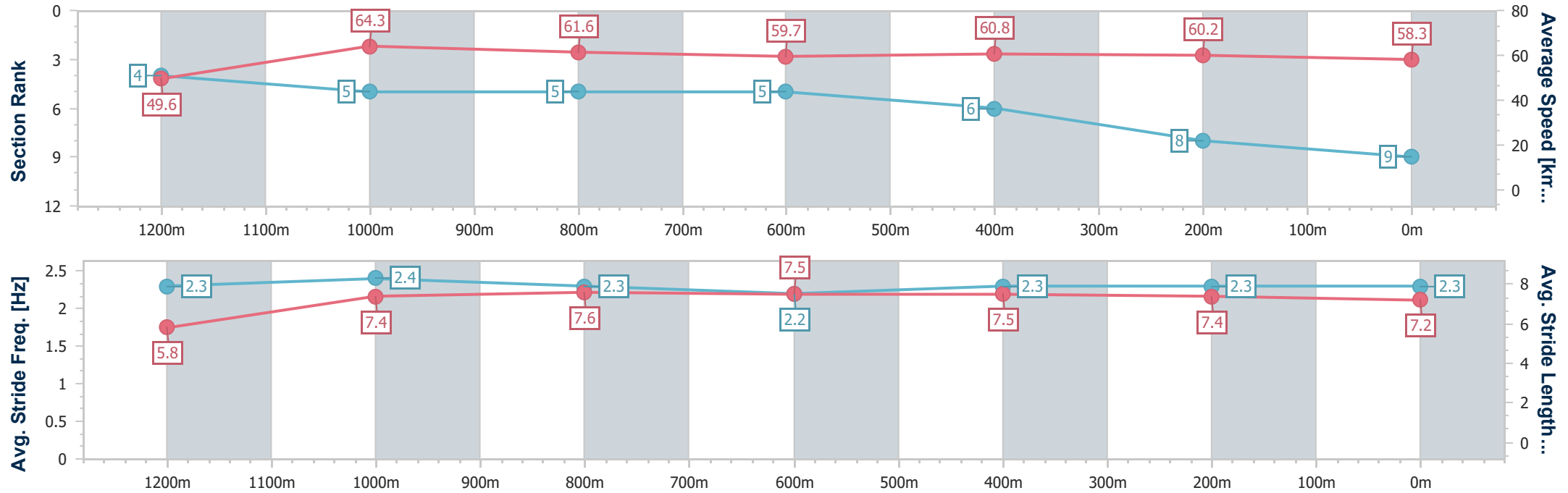
Horse/Jockey Name	Aperitivo
Final Rank	9
Fastest Section Time (Section)	0:10.93 (Overall)
Top Speed [km/h] (Section)	65.9 (1200m)
Race State	Finished



Ipswich QLD Professional
Race 3: SCHWEPPE'S Class 4 Handicap - 1350m
10 April 2024 - 13:08
Track Rating: Soft 5, Weather: Fine, Rail Position: +3m



Section	Overall	1200m	1000m	800m	600m	400m	200m						
Section Times	1:21.79 [9] (0:10.93)	1:10.86 [4] (0:11.17)	0:59.69 [5] (0:11.69)	0:48.00 [5] (0:11.97)	0:36.03 [5] (0:11.81)	0:24.22 [6] (0:11.89)	0:12.33 [8] (0:12.33)						
Average Speed [km/h]	49.6	64.3	61.6	59.7	60.8	60.2	58.3						
Top Speed [km/h]	63.2	65.9	64.1	60.7	61.1	60.9	60.5						
Avg. Dist. to Rail [m]	1.0	0.5	0.6	1.2	1.4	1.1	1.2						
Avg. Stride Freq. [Hz]	2.3	2.4	2.3	2.2	2.3	2.3	2.3						
Avg. Stride Length [m]	5.8	7.4	7.6	7.5	7.5	7.4	7.2						





Ipswich QLD Professional
Race 4: TAB Maiden Plate - 1350m
10 April 2024 - 13:44



Track Rating: Soft 5, Weather: Fine, Rail Position: +3m

Section						Overall	1200m	1000m	800m	600m	400m	Last 600m	
Field Times						1:21.64 (0:10.91)	1:10.73 (0:11.56)	0:59.17 (0:11.85)	0:47.32 (0:12.10)	0:35.22 (0:11.98)	0:23.24 (0:11.78)	0:35.22	
Rank	TAB	Horse/Jockey	Barrier	Top Speed [km/h]	Fastest Section								Distance Travelled [m]
1	7	EXCEED SPEED	7	64.9	0:10.99	1:21.64 [1]	1:10.65 [2]	0:58.86 [3]	0:46.95 [3]	0:34.71 [4]	0:22.87 [4]	0:34.71	
		Michael Rodd		400m	Overall	(0:10.99)	(0:11.79)	(0:11.91)	(0:12.24)	(0:11.84)	(0:11.44)		
2	8	FLYWHEEL	8	64.5	0:11.28	1:21.65 [2]	1:10.37 [5]	0:58.78 [4]	0:46.95 [4]	0:34.85 [3]	0:22.96 [3]	0:34.85 -3	
		Noel Callow		200m	Overall	(0:11.28)	(0:11.59)	(0:11.83)	(0:12.10)	(0:11.89)	(0:11.57)		
3	17	MAKIN' STATEMENTS	17	64.0	0:10.91	1:22.19 [3]	1:11.28 [1]	0:59.72 [2]	0:47.87 [1]	0:35.77 [1]	0:23.79 [1]	0:35.77 -4	
		Madeleine Wishart		1200m	Overall	(0:10.91)	(0:11.56)	(0:11.85)	(0:12.10)	(0:11.98)	(0:11.78)		
4	19	MAKE HASTE	19	64.5	0:11.21	1:22.24 [4]	1:10.26 [12]	0:58.25 [13]	0:46.40 [14]	0:34.24 [14]	0:22.54 [13]	0:34.24 -1	
		Cejay Graham		400m	400m	(0:11.98)	(0:12.01)	(0:11.85)	(0:12.16)	(0:11.70)	(0:11.21)		
5	15	LAVONI	15	62.9	0:11.32	1:22.34 [5]	1:11.02 [6]	0:59.33 [6]	0:47.51 [5]	0:35.23 [6]	0:23.50 [5]	0:35.23 +2	
		Damien Thornton		400m	Overall	(0:11.32)	(0:11.69)	(0:11.82)	(0:12.28)	(0:11.73)	(0:11.69)		
6	24	LINDA'S MAGIC	24	63.3	0:11.59	1:22.35 [6]	1:10.76 [8]	0:59.10 [8]	0:47.25 [7]	0:34.98 [7]	0:23.26 [7]	0:34.98 -3	
		Nozi Tomizawa		1200m	Overall	(0:11.59)	(0:11.66)	(0:11.85)	(0:12.27)	(0:11.72)	(0:11.62)		
7	11	MERCHANT FLYER	11	64.2	0:11.31	1:22.42 [7]	1:10.17 [14]	0:58.41 [14]	0:46.64 [12]	0:34.54 [12]	0:22.96 [11]	0:34.54 -4	
		Justin Stanley		400m	400m	(0:12.25)	(0:11.76)	(0:11.77)	(0:12.10)	(0:11.58)	(0:11.31)		
8	5	UNITED FRONT	5	62.3	0:11.18	1:22.45 [8]	1:11.27 [4]	0:59.49 [5]	0:47.61 [6]	0:35.41 [5]	0:23.61 [6]	0:35.41 -1	
		Kyle Wilson-Taylor		400m	Overall	(0:11.18)	(0:11.78)	(0:11.88)	(0:12.20)	(0:11.80)	(0:11.68)		
9	10	HE GOES BOOM	10	64.1	0:11.12	1:22.59 [9]	1:11.47 [3]	1:00.12 [1]	0:48.20 [2]	0:36.03 [2]	0:24.07 [2]	0:36.03 -1	
		Angela Jones		1200m	Overall	(0:11.12)	(0:11.35)	(0:11.92)	(0:12.17)	(0:11.96)	(0:11.88)		
10	3	ELROY	3	64.3	0:11.34	1:22.72 [10]	1:10.92 [10]	0:58.99 [11]	0:47.10 [11]	0:34.98 [11]	0:23.21 [12]	0:34.98 +4	
		Robbie Dolan		400m	400m	(0:11.80)	(0:11.93)	(0:11.89)	(0:12.12)	(0:11.77)	(0:11.34)		

Scratched: Fourandahalf (#9), Cool Panels (#2), Velozes (#16), Zougirl (#22), Thunder Shanghai (#21), Fleur De Vie (#14), Clubhouse (#6), Superzoom (#12), Meanasenko (#23), Dare I Say (#18)

Track Rating: Soft 5, Weather: Fine, Rail Position: +3m

Section						Overall	1200m	1000m	800m	600m	400m	Last 600m	
Field Times						1:21.64 (0:10.91)	1:10.73 (0:11.56)	0:59.17 (0:11.85)	0:47.32 (0:12.10)	0:35.22 (0:11.98)	0:23.24 (0:11.78)	0:35.22	
Rank	TAB	Horse/Jockey	Barrier	Top Speed [km/h]	Fastest Section							Distance Travelled [m]	
11	13	DECISIVELY	13	64.4	0:11.32	1:22.72 [11]	1:10.69 [13]	0:58.78 [12]	0:46.92 [13]	0:34.73 [13]	0:23.00 [14]	0:34.73	+2
		Mark Du Plessis		400m	400m	(0:12.03)	(0:11.91)	(0:11.86)	(0:12.19)	(0:11.73)	(0:11.32)		
12	4	FRANKEL MOON	4	63.5	0:11.40	1:22.73 [12]	1:10.86 [11]	0:59.05 [10]	0:47.25 [10]	0:35.15 [10]	0:23.31 [10]	0:35.15	-3
		Michael Cahill		400m	400m	(0:11.87)	(0:11.81)	(0:11.80)	(0:12.10)	(0:11.84)	(0:11.40)		
13	1	BARGARA BOUND	1	64.1	0:11.46	1:22.99 [13]	1:11.53 [7]	0:59.74 [7]	0:47.84 [8]	0:35.59 [8]	0:23.80 [8]	0:35.59	+1
		Ryan Wiggins		1200m	Overall	(0:11.46)	(0:11.79)	(0:11.90)	(0:12.25)	(0:11.79)	(0:11.79)		
14	20	PARRA	20	62.7	0:11.62	1:23.17 [14]	1:11.55 [9]	0:59.70 [9]	0:47.76 [9]	0:35.70 [9]	0:23.77 [9]	0:35.70	+3
		Micheal Hellyer		1200m	Overall	(0:11.62)	(0:11.85)	(0:11.94)	0:12.06	(0:11.93)	(0:11.77)		

Scratched: Fourandahalf (#9), Cool Panels (#2), Velozes (#16), Zougirl (#22), Thunder Shanghai (#21), Fleur De Vie (#14), Clubhouse (#6), Superzoom (#12), Meanasenko (#23), Dare I Say (#18)



Ipswich QLD Professional
Race 4: TAB Maiden Plate - 1350m
10 April 2024 - 13:44



Track Rating: Soft 5, Weather: Fine, Rail Position: +3m

Section Field Times				200m 0:11.46 (0:11.46)		Last 600m 0:35.22			
Rank	TAB	Horse/Jockey	Barrier	Top Speed [km/h]	Fastest Section	Margin		Distance Travelled [m]	
1	7	EXCEED SPEED	7	64.9	0:10.99	0:11.43 [2]	1:21.64	0:34.71	
		Michael Rodd		400m	Overall	(0:11.43)			
2	8	FLYWHEEL	8	64.5	0:11.28	0:11.39 [3]	0.07L	0:34.85	-3
		Noel Callow		200m	Overall	(0:11.39)			
3	17	MAKIN' STATEMENTS	17	64.0	0:10.91	0:12.01 [1]	3.21L	0:35.77	-4
		Madeleine Wishart		1200m	Overall	(0:12.01)			
4	19	MAKE HASTE	19	64.5	0:11.21	0:11.33 [11]	3.5L	0:34.24	-1
		Cejay Graham		400m	400m	(0:11.33)			
5	15	LAVONI	15	62.9	0:11.32	0:11.81 [6]	4.11L	0:35.23	+2
		Damien Thornton		400m	Overall	(0:11.81)			
6	24	LINDA'S MAGIC	24	63.3	0:11.59	0:11.64 [7]	4.17L	0:34.98	-3
		Nozi Tomizawa		1200m	Overall	(0:11.64)			
7	11	MERCHANT FLYER	11	64.2	0:11.31	0:11.65 [8]	4.55L	0:34.54	-4
		Justin Stanley		400m	400m	(0:11.65)			
8	5	UNITED FRONT	5	62.3	0:11.18	0:11.93 [5]	4.75L	0:35.41	-1
		Kyle Wilson-Taylor		400m	Overall	(0:11.93)			
9	10	HE GOES BOOM	10	64.1	0:11.12	0:12.19 [4]	5.59L	0:36.03	-1
		Angela Jones		1200m	Overall	(0:12.19)			
10	3	ELROY	3	64.3	0:11.34	0:11.87 [10]	6.32L	0:34.98	+4
		Robbie Dolan		400m	400m	(0:11.87)			

Scratched: Fourandahalf (#9), Cool Panels (#2), Velozes (#16), Zougirl (#22), Thunder Shanghai (#21), Fleur De Vie (#14), Clubhouse (#6), Superzoom (#12), Meanasenko (#23), Dare I Say (#18)

Report Created: Wed 10 April 2024 14:26 GMT+10 (Note: Timing is based on position data)

Page 3/18

[] Ranking at each section and finish
-:-:- No data available at this section
NA No data available

SCN Saddle cloth number
DNF Did not finish
DNT Did not track

data processed by  TRIPLESDATA



Ipswich QLD Professional
Race 4: TAB Maiden Plate - 1350m
10 April 2024 - 13:44



Track Rating: Soft 5, Weather: Fine, Rail Position: +3m

Section		200m					Last 600m		
Field Times		0:11.46 (0:11.46)					0:35.22		
Rank	TAB	Horse/Jockey	Barrier	Top Speed [km/h]	Fastest Section	Margin		Distance Travelled [m]	
11	13	DECISIVELY	13	64.4	0:11.32	0:11.68 [13]	6.34L	0:34.73	+2
		Mark Du Plessis		400m	400m	(0:11.68)			
12	4	FRANKEL MOON	4	63.5	0:11.40	0:11.91 [9]	6.42L	0:35.15	-3
		Michael Cahill		400m	400m	(0:11.91)			
13	1	BARGARA BOUND	1	64.1	0:11.46	0:12.01 [12]	7.91L	0:35.59	+1
		Ryan Wiggins		1200m	Overall	(0:12.01)			
14	20	PARRA	20	62.7	0:11.62	0:12.00 [14]	9.01L	0:35.70	+3
		Micheal Hellyer		1200m	Overall	(0:12.00)			

Scratched: Fourandahalf (#9), Cool Panels (#2), Velozes (#16), Zougirl (#22), Thunder Shanghai (#21), Fleur De Vie (#14), Clubhouse (#6), Superzoom (#12), Meanasenko (#23), Dare I Say (#18)



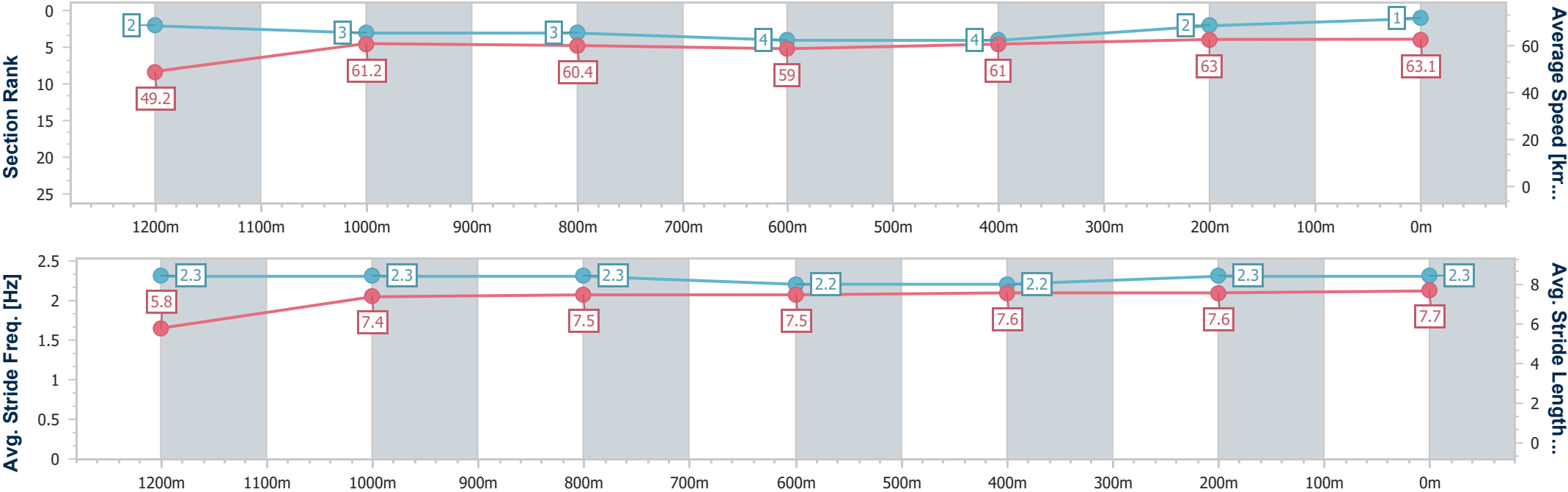
Horse/Jockey Name	Exceed Speed
Final Rank	1
Fastest Section Time (Section)	0:10.99 (Overall)
Top Speed [km/h] (Section)	64.9 (400m)
Race State	Finished



Ipswich QLD Professional
Race 4: TAB Maiden Plate - 1350m
10 April 2024 - 13:44
Track Rating: Soft 5, Weather: Fine, Rail Position: +3m



Section	Overall	1200m	1000m	800m	600m	400m	200m						
Section Times	1:21.64 [1] (0:10.99)	1:10.65 [2] (0:11.79)	0:58.86 [3] (0:11.91)	0:46.95 [3] (0:12.24)	0:34.71 [4] (0:11.84)	0:22.87 [4] (0:11.44)	0:11.43 [2] (0:11.43)						
Average Speed [km/h]	49.2	61.2	60.4	59.0	61.0	63.0	63.1						
Top Speed [km/h]	61.8	62.6	61.1	59.6	62.2	64.9	64.4						
Avg. Dist. to Rail [m]	2.9	2.4	0.4	0.4	0.5	2.0	5.5						
Avg. Stride Freq. [Hz]	2.3	2.3	2.3	2.2	2.2	2.3	2.3						
Avg. Stride Length [m]	5.8	7.4	7.5	7.5	7.6	7.6	7.7						





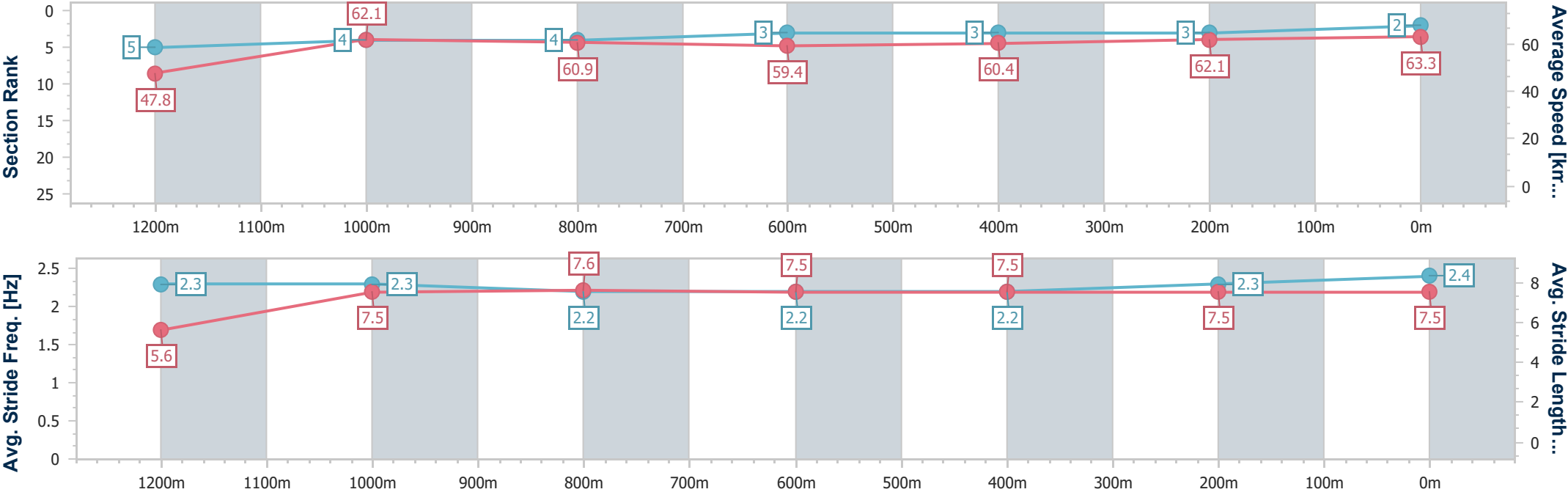
Horse/Jockey Name	Flywheel
Final Rank	2
Fastest Section Time (Section)	0:11.28 (Overall)
Top Speed [km/h] (Section)	64.5 (200m)
Race State	Finished



Ipswich QLD Professional
Race 4: TAB Maiden Plate - 1350m
10 April 2024 - 13:44
Track Rating: Soft 5, Weather: Fine, Rail Position: +3m



Section	Overall	1200m	1000m	800m	600m	400m	200m						
Section Times	1:21.65 [2] (0:11.28)	1:10.37 [5] (0:11.59)	0:58.78 [4] (0:11.83)	0:46.95 [4] (0:12.10)	0:34.85 [3] (0:11.89)	0:22.96 [3] (0:11.57)	0:11.39 [3] (0:11.39)						
Average Speed [km/h]	47.8	62.1	60.9	59.4	60.4	62.1	63.3						
Top Speed [km/h]	62.2	62.8	61.5	60.1	61.4	63.9	64.5						
Avg. Dist. to Rail [m]	0.7	0.9	0.2	0.4	0.6	1.2	4.4						
Avg. Stride Freq. [Hz]	2.3	2.3	2.2	2.2	2.2	2.3	2.4						
Avg. Stride Length [m]	5.6	7.5	7.6	7.5	7.5	7.5	7.5						





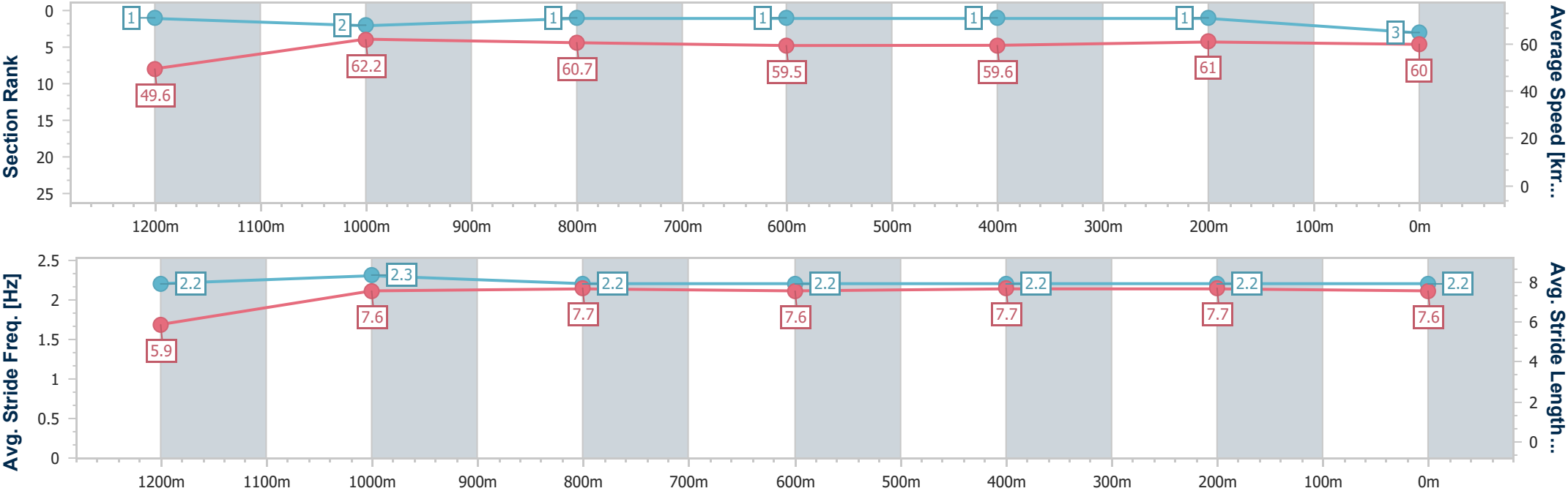
Horse/Jockey Name	Makin' Statements
Final Rank	3
Fastest Section Time (Section)	0:10.91 (Overall)
Top Speed [km/h] (Section)	64.0 (1200m)
Race State	Finished



Ipswich QLD Professional
Race 4: TAB Maiden Plate - 1350m
10 April 2024 - 13:44
Track Rating: Soft 5, Weather: Fine, Rail Position: +3m



Section	Overall	1200m	1000m	800m	600m	400m	200m						
Section Times	1:22.19 [3] (0:10.91)	1:11.28 [1] (0:11.56)	0:59.72 [2] (0:11.85)	0:47.87 [1] (0:12.10)	0:35.77 [1] (0:11.98)	0:23.79 [1] (0:11.78)	0:12.01 [1] (0:12.01)						
Average Speed [km/h]	49.6	62.2	60.7	59.5	59.6	61.0	60.0						
Top Speed [km/h]	63.0	64.0	62.5	59.8	60.8	61.7	61.4						
Avg. Dist. to Rail [m]	3.5	2.1	0.4	0.9	1.3	0.7	1.4						
Avg. Stride Freq. [Hz]	2.2	2.3	2.2	2.2	2.2	2.2	2.2						
Avg. Stride Length [m]	5.9	7.6	7.7	7.6	7.7	7.7	7.6						





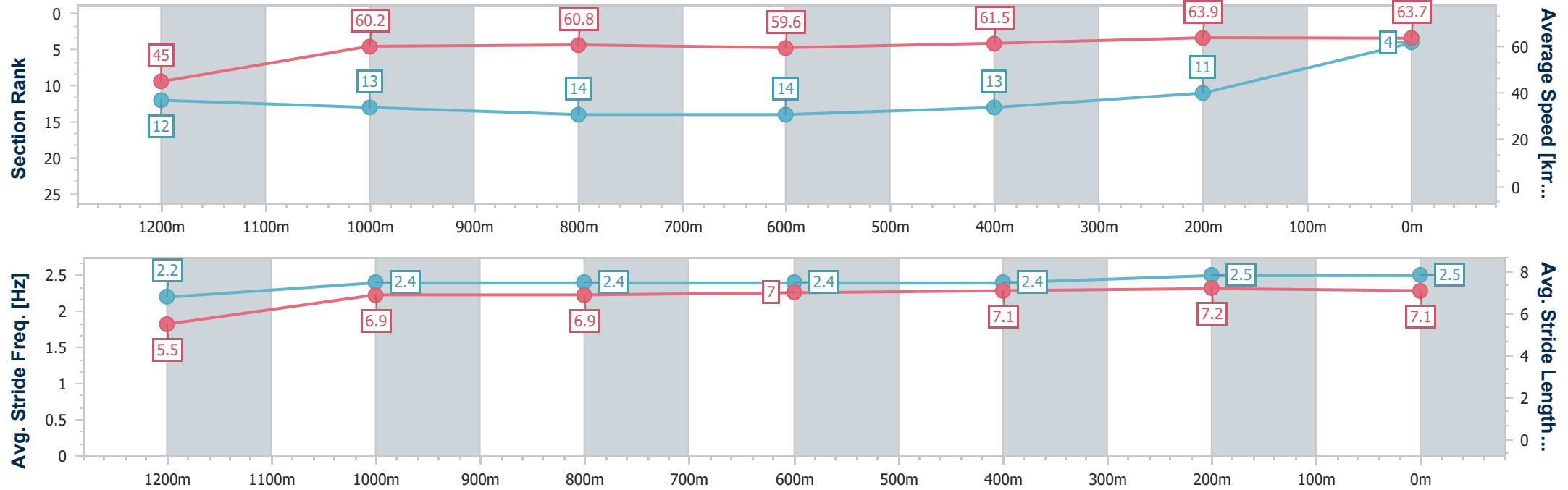
Horse/Jockey Name	Make Haste
Final Rank	4
Fastest Section Time (Section)	0:11.21 (400m)
Top Speed [km/h] (Section)	64.5 (400m)
Race State	Finished



Ipswich QLD Professional
Race 4: TAB Maiden Plate - 1350m
10 April 2024 - 13:44
Track Rating: Soft 5, Weather: Fine, Rail Position: +3m



Section	Overall	1200m	1000m	800m	600m	400m	200m						
Section Times	1:22.24 [4] (0:11.98)	1:10.26 [12] (0:12.01)	0:58.25 [13] (0:11.85)	0:46.40 [14] (0:12.16)	0:34.24 [14] (0:11.70)	0:22.54 [13] (0:11.21)	0:11.33 [11] (0:11.33)						
Average Speed [km/h]	45.0	60.2	60.8	59.6	61.5	63.9	63.7						
Top Speed [km/h]	59.1	61.0	62.0	61.8	62.9	64.5	64.2						
Avg. Dist. to Rail [m]	4.5	1.5	1.1	0.9	0.4	0.9	0.3						
Avg. Stride Freq. [Hz]	2.2	2.4	2.4	2.4	2.4	2.5	2.5						
Avg. Stride Length [m]	5.5	6.9	6.9	7.0	7.1	7.2	7.1						





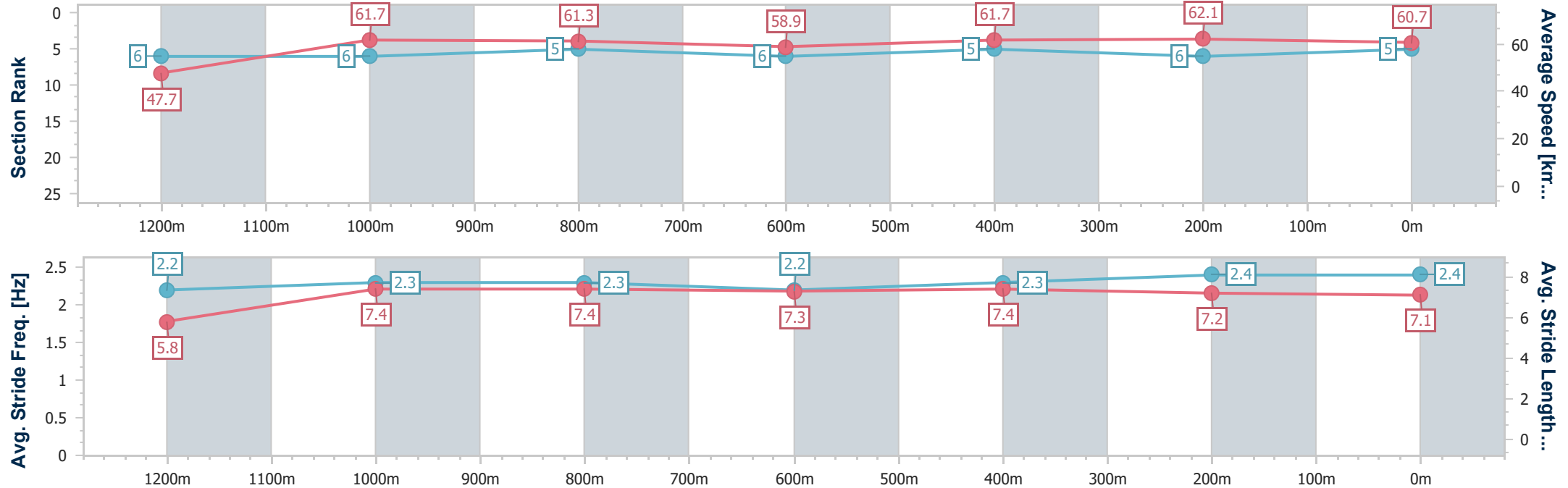
Horse/Jockey Name	Lavoni
Final Rank	5
Fastest Section Time (Section)	0:11.32 (Overall)
Top Speed [km/h] (Section)	62.9 (400m)
Race State	Finished



Ipswich QLD Professional
Race 4: TAB Maiden Plate - 1350m
10 April 2024 - 13:44
Track Rating: Soft 5, Weather: Fine, Rail Position: +3m



Section	Overall	1200m	1000m	800m	600m	400m	200m						
Section Times	1:22.34 [5] (0:11.32)	1:11.02 [6] (0:11.69)	0:59.33 [6] (0:11.82)	0:47.51 [5] (0:12.28)	0:35.23 [6] (0:11.73)	0:23.50 [5] (0:11.69)	0:11.81 [6] (0:11.81)						
Average Speed [km/h]	47.7	61.7	61.3	58.9	61.7	62.1	60.7						
Top Speed [km/h]	61.0	62.8	62.2	60.3	62.6	62.9	62.6						
Avg. Dist. to Rail [m]	10.6	3.6	2.0	1.0	1.0	3.2	6.6						
Avg. Stride Freq. [Hz]	2.2	2.3	2.3	2.2	2.3	2.4	2.4						
Avg. Stride Length [m]	5.8	7.4	7.4	7.3	7.4	7.2	7.1						





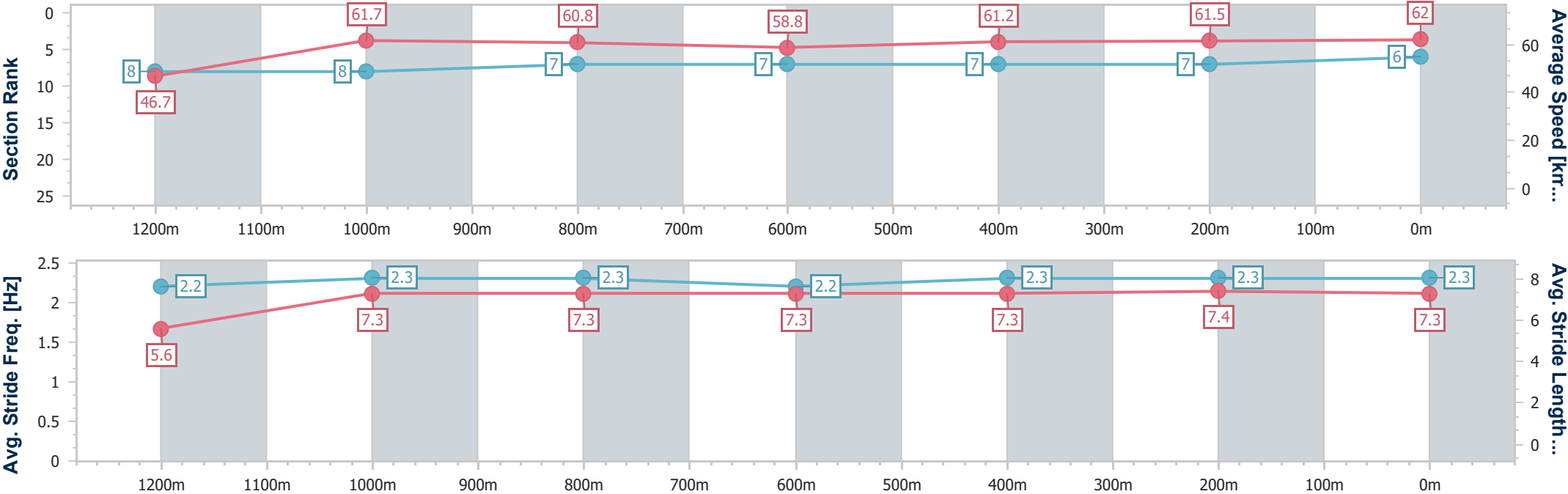
Horse/Jockey Name	Linda's Magic
Final Rank	6
Fastest Section Time (Section)	0:11.59 (Overall)
Top Speed [km/h] (Section)	63.3 (1200m)
Race State	Finished



Ipswich QLD Professional
Race 4: TAB Maiden Plate - 1350m
10 April 2024 - 13:44
Track Rating: Soft 5, Weather: Fine, Rail Position: +3m



Section	Overall	1200m	1000m	800m	600m	400m	200m						
Section Times	1:22.35 [6] (0:11.59)	1:10.76 [8] (0:11.66)	0:59.10 [8] (0:11.85)	0:47.25 [7] (0:12.27)	0:34.98 [7] (0:11.72)	0:23.26 [7] (0:11.62)	0:11.64 [7] (0:11.64)						
Average Speed [km/h]	46.7	61.7	60.8	58.8	61.2	61.5	62.0						
Top Speed [km/h]	61.7	63.3	61.2	60.6	62.3	62.2	62.8						
Avg. Dist. to Rail [m]	5.7	1.2	0.2	0.3	0.6	0.8	0.8						
Avg. Stride Freq. [Hz]	2.2	2.3	2.3	2.2	2.3	2.3	2.3						
Avg. Stride Length [m]	5.6	7.3	7.3	7.3	7.3	7.4	7.3						





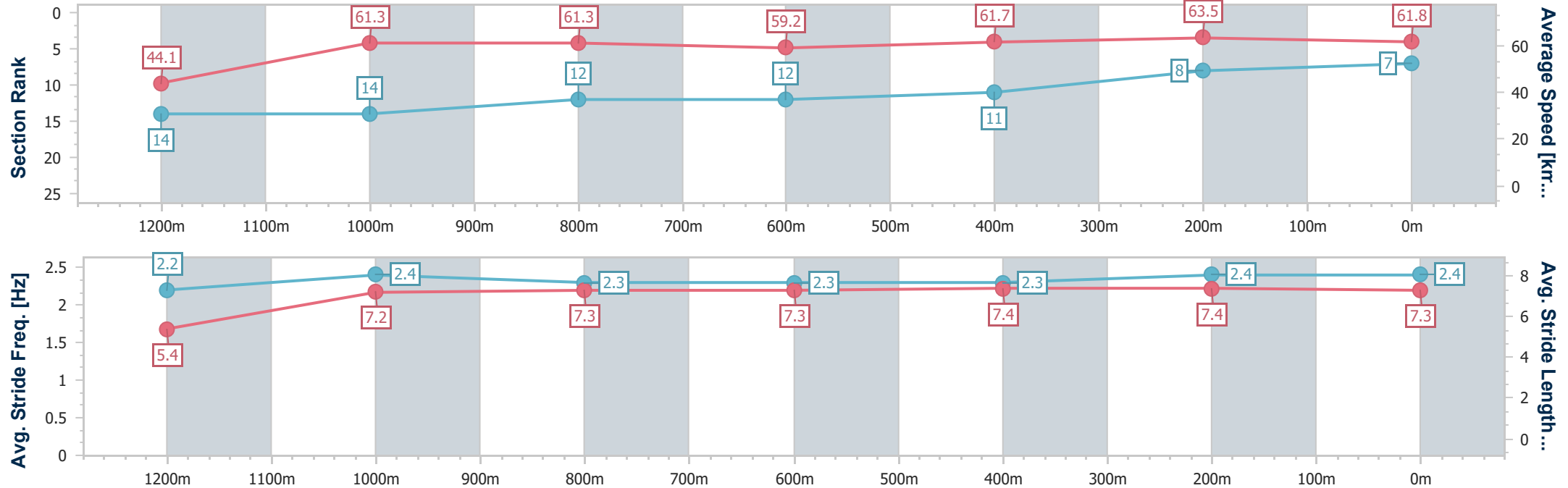
Horse/Jockey Name	Merchant Flyer
Final Rank	7
Fastest Section Time (Section)	0:11.31 (400m)
Top Speed [km/h] (Section)	64.2 (400m)
Race State	Finished



Ipswich QLD Professional
Race 4: TAB Maiden Plate - 1350m
10 April 2024 - 13:44
Track Rating: Soft 5, Weather: Fine, Rail Position: +3m



Section	Overall	1200m	1000m	800m	600m	400m	200m						
Section Times	1:22.42 [7] (0:12.25)	1:10.17 [14] (0:11.76)	0:58.41 [14] (0:11.77)	0:46.64 [12] (0:12.10)	0:34.54 [12] (0:11.58)	0:22.96 [11] (0:11.31)	0:11.65 [8] (0:11.65)						
Average Speed [km/h]	44.1	61.3	61.3	59.2	61.7	63.5	61.8						
Top Speed [km/h]	58.6	63.0	61.9	61.3	63.8	64.2	62.8						
Avg. Dist. to Rail [m]	10.2	0.6	0.3	0.7	1.2	1.1	1.8						
Avg. Stride Freq. [Hz]	2.2	2.4	2.3	2.3	2.3	2.4	2.4						
Avg. Stride Length [m]	5.4	7.2	7.3	7.3	7.4	7.4	7.3						





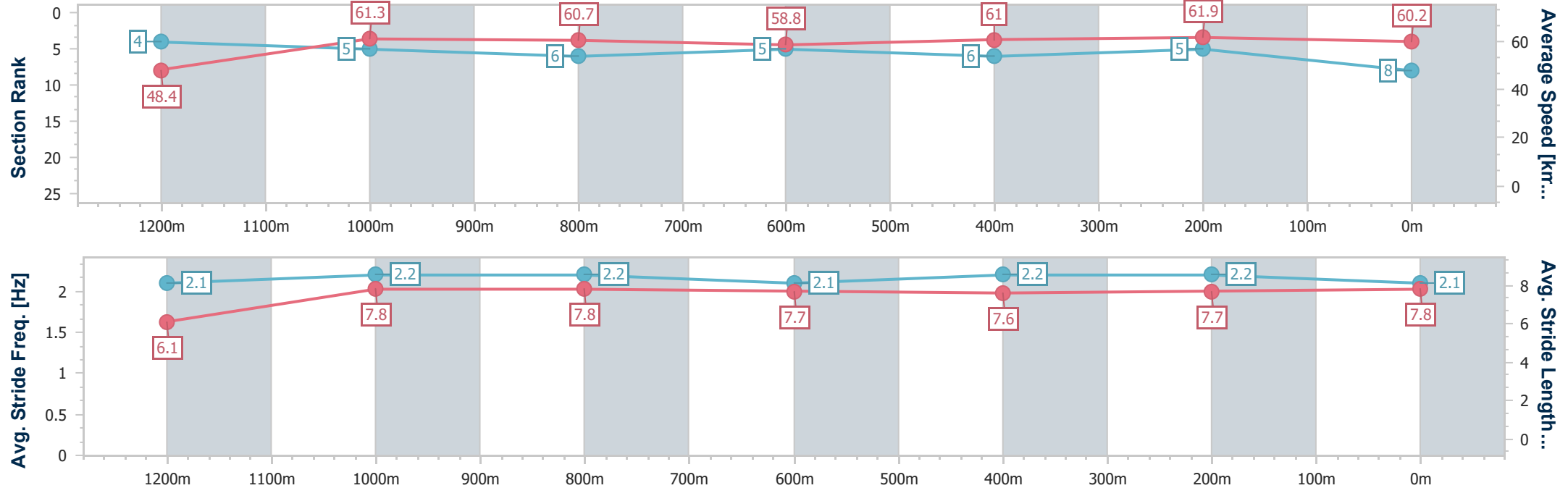
Horse/Jockey Name	United Front
Final Rank	8
Fastest Section Time (Section)	0:11.18 (Overall)
Top Speed [km/h] (Section)	62.3 (400m)
Race State	Finished



Ipswich QLD Professional
Race 4: TAB Maiden Plate - 1350m
10 April 2024 - 13:44
Track Rating: Soft 5, Weather: Fine, Rail Position: +3m



Section	Overall	1200m	1000m	800m	600m	400m	200m						
Section Times	1:22.45 [8] (0:11.18)	1:11.27 [4] (0:11.78)	0:59.49 [5] (0:11.88)	0:47.61 [6] (0:12.20)	0:35.41 [5] (0:11.80)	0:23.61 [6] (0:11.68)	0:11.93 [5] (0:11.93)						
Average Speed [km/h]	48.4	61.3	60.7	58.8	61.0	61.9	60.2						
Top Speed [km/h]	62.2	62.1	61.3	59.9	61.8	62.3	62.0						
Avg. Dist. to Rail [m]	4.8	2.5	1.0	0.6	0.3	1.9	5.0						
Avg. Stride Freq. [Hz]	2.1	2.2	2.2	2.1	2.2	2.2	2.1						
Avg. Stride Length [m]	6.1	7.8	7.8	7.7	7.6	7.7	7.8						





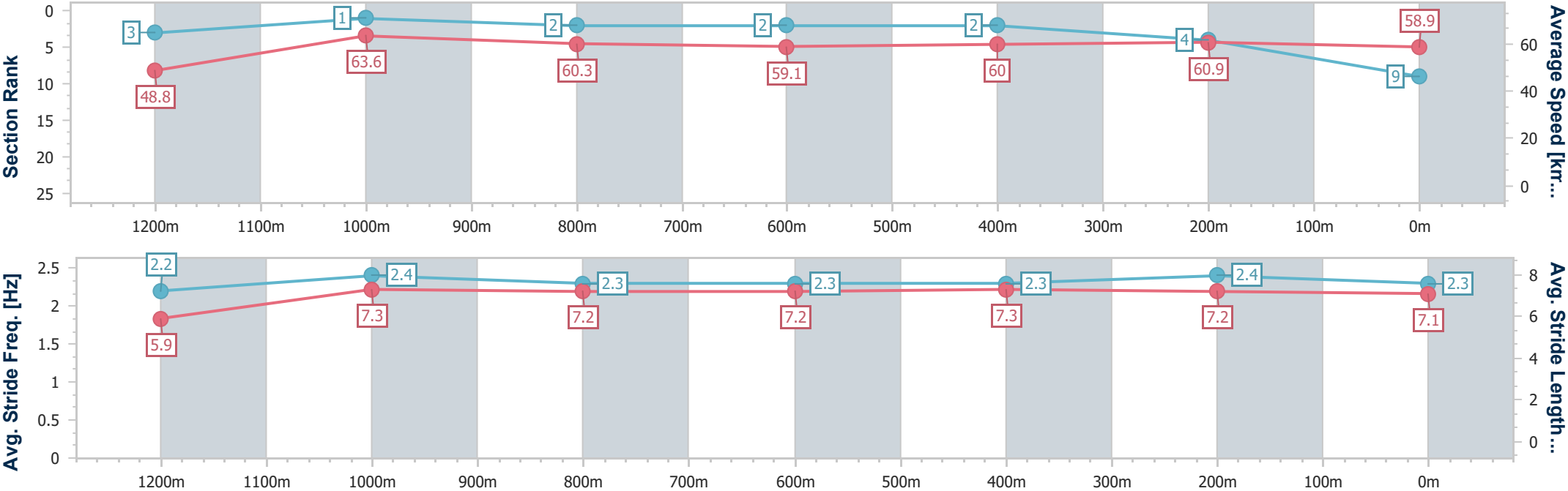
Horse/Jockey Name	He Goes Boom
Final Rank	9
Fastest Section Time (Section)	0:11.12 (Overall)
Top Speed [km/h] (Section)	64.1 (1200m)
Race State	Finished



Ipswich QLD Professional
Race 4: TAB Maiden Plate - 1350m
10 April 2024 - 13:44
Track Rating: Soft 5, Weather: Fine, Rail Position: +3m



Section	Overall	1200m	1000m	800m	600m	400m	200m						
Section Times	1:22.59 [9] (0:11.12)	1:11.47 [3] (0:11.35)	1:00.12 [1] (0:11.92)	0:48.20 [2] (0:12.17)	0:36.03 [2] (0:11.96)	0:24.07 [2] (0:11.88)	0:12.19 [4] (0:12.19)						
Average Speed [km/h]	48.8	63.6	60.3	59.1	60.0	60.9	58.9						
Top Speed [km/h]	62.9	64.1	62.2	59.6	61.7	61.7	60.2						
Avg. Dist. to Rail [m]	8.4	3.8	0.6	0.4	0.4	1.5	3.5						
Avg. Stride Freq. [Hz]	2.2	2.4	2.3	2.3	2.3	2.4	2.3						
Avg. Stride Length [m]	5.9	7.3	7.2	7.2	7.3	7.2	7.1						





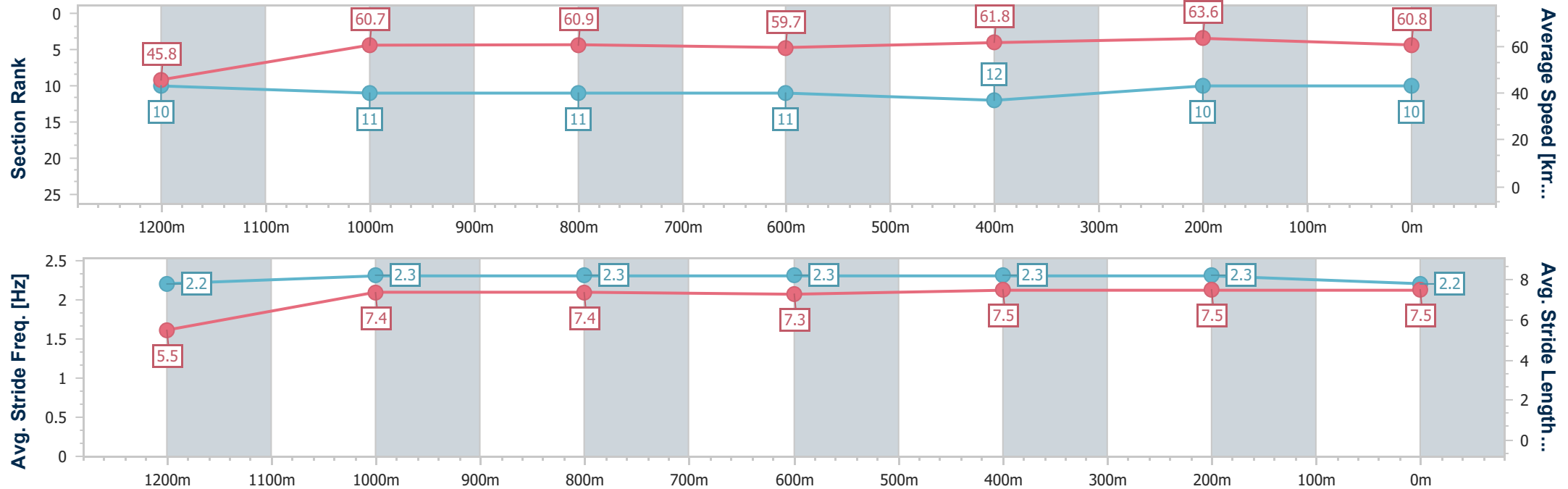
Horse/Jockey Name	Elroy
Final Rank	10
Fastest Section Time (Section)	0:11.34 (400m)
Top Speed [km/h] (Section)	64.3 (400m)
Race State	Finished



Ipswich QLD Professional
Race 4: TAB Maiden Plate - 1350m
10 April 2024 - 13:44
Track Rating: Soft 5, Weather: Fine, Rail Position: +3m



Section	Overall	1200m	1000m	800m	600m	400m	200m						
Section Times	1:22.72 [10] (0:11.80)	1:10.92 [10] (0:11.93)	0:58.99 [11] (0:11.89)	0:47.10 [11] (0:12.12)	0:34.98 [11] (0:11.77)	0:23.21 [12] (0:11.34)	0:11.87 [10] (0:11.87)						
Average Speed [km/h]	45.8	60.7	60.9	59.7	61.8	63.6	60.8						
Top Speed [km/h]	59.9	61.6	62.3	61.2	63.4	64.3	63.1						
Avg. Dist. to Rail [m]	6.8	3.1	2.0	1.9	1.7	2.3	6.3						
Avg. Stride Freq. [Hz]	2.2	2.3	2.3	2.3	2.3	2.3	2.2						
Avg. Stride Length [m]	5.5	7.4	7.4	7.3	7.5	7.5	7.5						





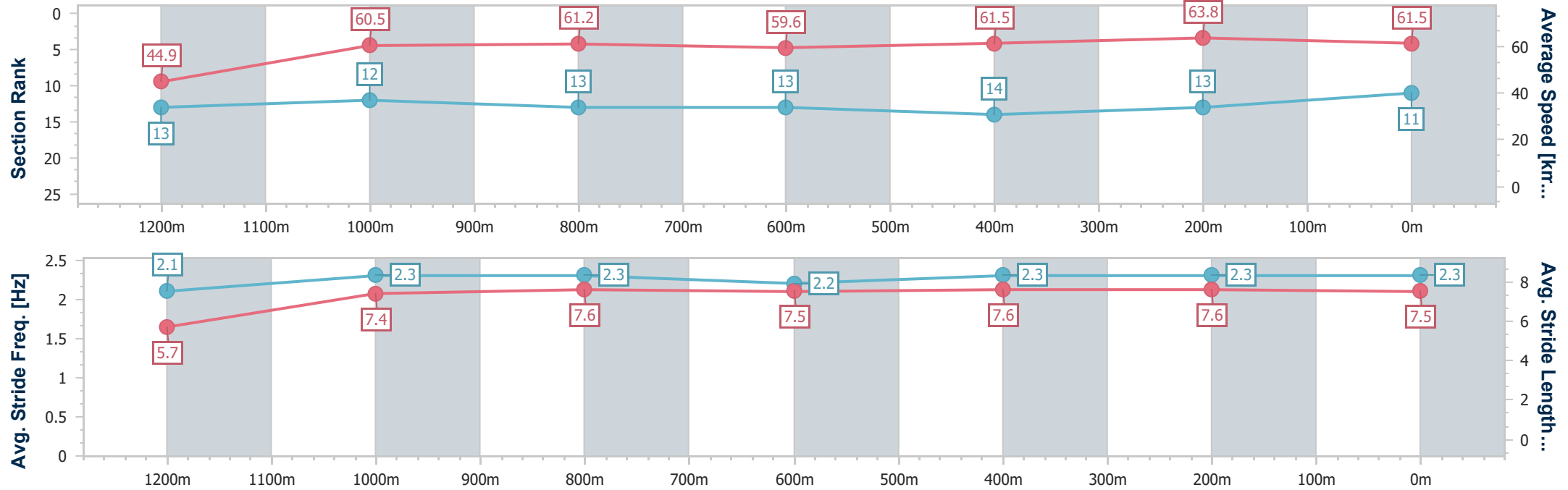
Horse/Jockey Name	Decisively
Final Rank	11
Fastest Section Time (Section)	0:11.32 (400m)
Top Speed [km/h] (Section)	64.4 (400m)
Race State	Finished



Ipswich QLD Professional
Race 4: TAB Maiden Plate - 1350m
10 April 2024 - 13:44
Track Rating: Soft 5, Weather: Fine, Rail Position: +3m



Section	Overall	1200m	1000m	800m	600m	400m	200m						
Section Times	1:22.72 [11] (0:12.03)	1:10.69 [13] (0:11.91)	0:58.78 [12] (0:11.86)	0:46.92 [13] (0:12.19)	0:34.73 [13] (0:11.73)	0:23.00 [14] (0:11.32)	0:11.68 [13] (0:11.68)						
Average Speed [km/h]	44.9	60.5	61.2	59.6	61.5	63.8	61.5						
Top Speed [km/h]	59.0	62.4	62.4	61.1	62.9	64.4	63.2						
Avg. Dist. to Rail [m]	7.1	2.5	1.8	2.2	1.4	0.4	0.4						
Avg. Stride Freq. [Hz]	2.1	2.3	2.3	2.2	2.3	2.3	2.3						
Avg. Stride Length [m]	5.7	7.4	7.6	7.5	7.6	7.6	7.5						





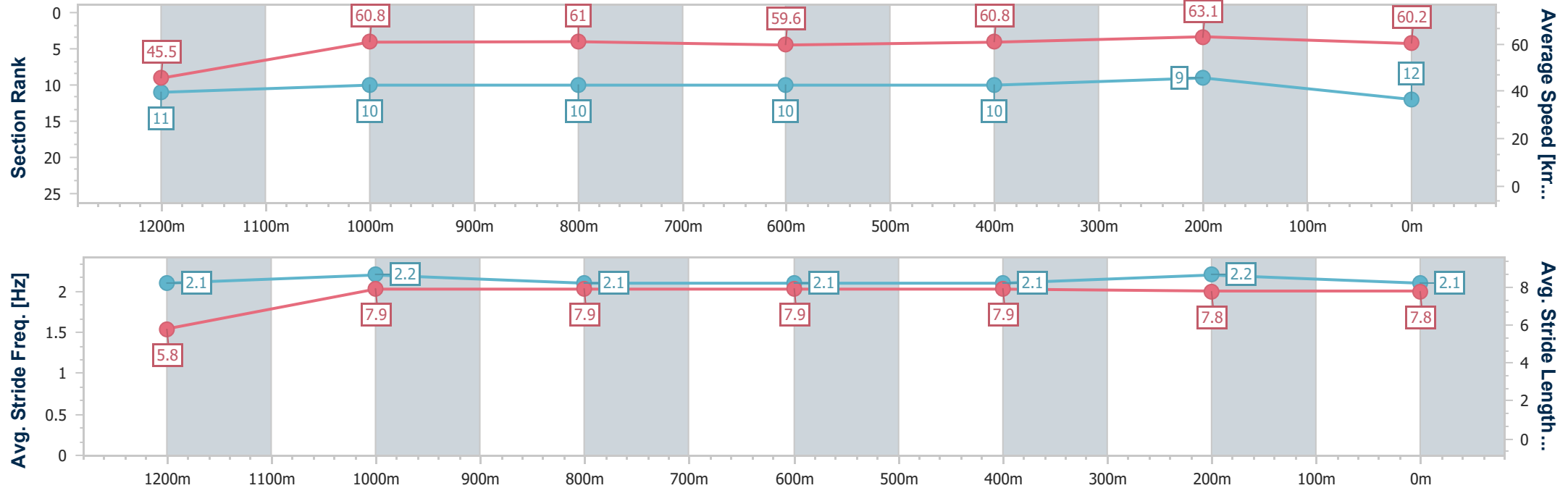
Horse/Jockey Name	Frankel Moon
Final Rank	12
Fastest Section Time (Section)	0:11.40 (400m)
Top Speed [km/h] (Section)	63.5 (400m)
Race State	Finished



Ipswich QLD Professional
Race 4: TAB Maiden Plate - 1350m
10 April 2024 - 13:44
Track Rating: Soft 5, Weather: Fine, Rail Position: +3m



Section	Overall	1200m	1000m	800m	600m	400m	200m						
Section Times	1:22.73 [12] (0:11.87)	1:10.86 [11] (0:11.81)	0:59.05 [10] (0:11.80)	0:47.25 [10] (0:12.10)	0:35.15 [10] (0:11.84)	0:23.31 [10] (0:11.40)	0:11.91 [9] (0:11.91)						
Average Speed [km/h]	45.5	60.8	61.0	59.6	60.8	63.1	60.2						
Top Speed [km/h]	60.1	61.3	61.4	60.9	62.8	63.5	62.5						
Avg. Dist. to Rail [m]	2.9	0.7	0.2	0.3	0.3	1.1	2.5						
Avg. Stride Freq. [Hz]	2.1	2.2	2.1	2.1	2.1	2.2	2.1						
Avg. Stride Length [m]	5.8	7.9	7.9	7.9	7.9	7.8	7.8						





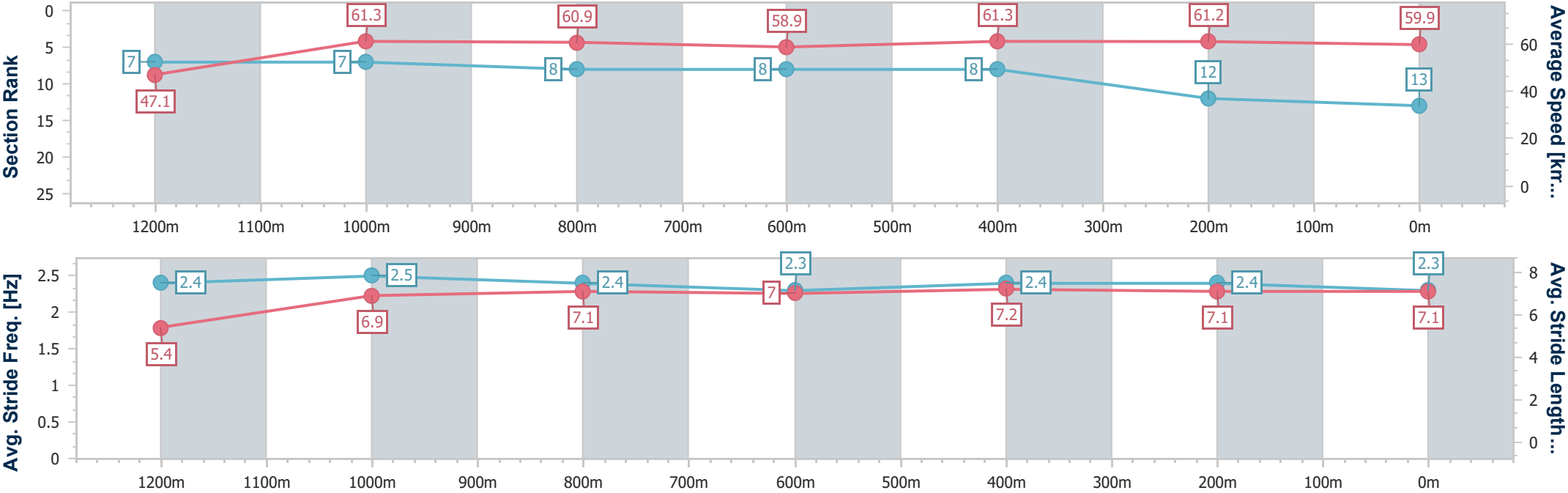
Horse/Jockey Name	Bargara Bound
Final Rank	13
Fastest Section Time (Section)	0:11.46 (Overall)
Top Speed [km/h] (Section)	64.1 (1200m)
Race State	Finished



Ipswich QLD Professional
Race 4: TAB Maiden Plate - 1350m
10 April 2024 - 13:44
Track Rating: Soft 5, Weather: Fine, Rail Position: +3m



Section	Overall	1200m	1000m	800m	600m	400m	200m						
Section Times	1:22.99 [13] (0:11.46)	1:11.53 [7] (0:11.79)	0:59.74 [7] (0:11.90)	0:47.84 [8] (0:12.25)	0:35.59 [8] (0:11.79)	0:23.80 [8] (0:11.79)	0:12.01 [12] (0:12.01)						
Average Speed [km/h]	47.1	61.3	60.9	58.9	61.3	61.2	59.9						
Top Speed [km/h]	64.0	64.1	61.8	61.2	62.3	62.4	61.0						
Avg. Dist. to Rail [m]	9.6	3.0	1.5	0.5	0.8	2.5	5.6						
Avg. Stride Freq. [Hz]	2.4	2.5	2.4	2.3	2.4	2.4	2.3						
Avg. Stride Length [m]	5.4	6.9	7.1	7.0	7.2	7.1	7.1						





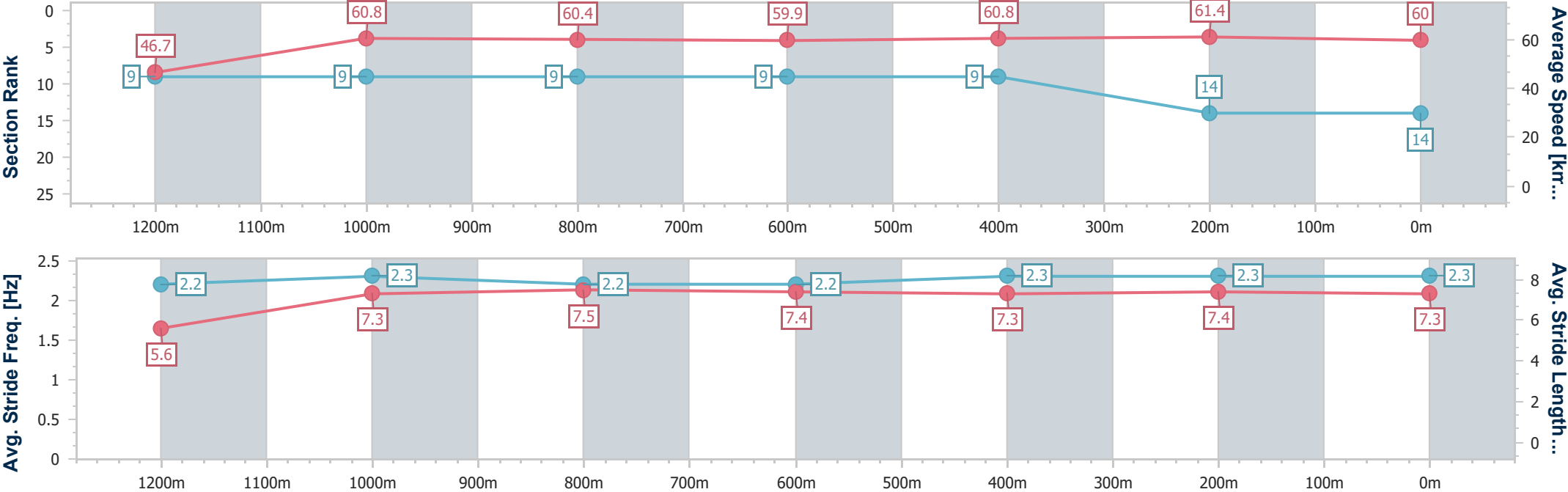
Horse/Jockey Name	Parra
Final Rank	14
Fastest Section Time (Section)	0:11.62 (Overall)
Top Speed [km/h] (Section)	62.7 (1200m)
Race State	Finished



Ipswich QLD Professional
Race 4: TAB Maiden Plate - 1350m
10 April 2024 - 13:44
Track Rating: Soft 5, Weather: Fine, Rail Position: +3m



Section	Overall	1200m	1000m	800m	600m	400m	200m						
Section Times	1:23.17 [14] (0:11.62)	1:11.55 [9] (0:11.85)	0:59.70 [9] (0:11.94)	0:47.76 [9] (0:12.06)	0:35.70 [9] (0:11.93)	0:23.77 [9] (0:11.77)	0:12.00 [14] (0:12.00)						
Average Speed [km/h]	46.7	60.8	60.4	59.9	60.8	61.4	60.0						
Top Speed [km/h]	62.7	62.7	61.0	61.2	61.1	62.3	62.1						
Avg. Dist. to Rail [m]	9.2	2.4	1.1	1.0	1.7	2.3	3.5						
Avg. Stride Freq. [Hz]	2.2	2.3	2.2	2.2	2.3	2.3	2.3						
Avg. Stride Length [m]	5.6	7.3	7.5	7.4	7.3	7.4	7.3						





Ipswich QLD Professional
Race 5: GREAT NORTHERN BENCHMARK 65 Handicap - 2150m
10 April 2024 - 14:19



Track Rating: Soft 5, Weather: Fine, Rail Position: +3m

Section						Overall	2000m	1800m	1600m	1400m	1200m	1000m	Last 600m		
Field Times						2:14.50 (0:11.14)	2:03.36 (0:11.74)	1:51.62 (0:11.85)	1:39.77 (0:12.75)	1:27.02 (0:12.99)	1:14.03 (0:13.11)	1:00.92 (0:12.81)	0:36.60		
Rank	TAB	Horse/Jockey	Barrier	Top Speed [km/h]	Fastest Section									Distance Travelled [m]	
1	1	GRIPPING	1	63.5	0:11.32	2:14.50 [1]	2:03.18 [2]	1:51.53 [3]	1:39.53 [3]	1:26.76 [4]	1:13.74 [4]	1:00.72 [4]	0:36.60		
		Bailey Wheeler		2000m	Overall	(0:11.32)	(0:11.65)	(0:12.00)	(0:12.77)	(0:13.02)	(0:13.02)	(0:12.61)			
2	4	ALIRAAJ	4	64.5	0:11.45	2:14.59 [2]	2:03.14 [4]	1:51.39 [4]	1:39.54 [4]	1:26.93 [3]	1:13.91 [3]	1:00.87 [2]	0:36.25 +0		
		Melea Castle		Overall	Overall	(0:11.45)	(0:11.75)	(0:11.85)	(0:12.61)	(0:13.02)	(0:13.04)	(0:12.89)			
3	6	CONTRITION	6	62.4	0:11.79	2:14.81 [3]	2:02.98 [7]	1:51.11 [7]	1:39.16 [6]	1:26.74 [6]	1:13.82 [5]	1:00.75 [5]	0:36.02 +1		
		Jake Bayliss		600m	600m	(0:11.83)	(0:11.87)	(0:11.95)	(0:12.42)	(0:12.92)	(0:13.07)	(0:12.77)			
4	3	TAVISTORM	3	65.5	0:11.22	2:14.96 [4]	2:03.25 [6]	1:52.03 [2]	1:40.23 [1]	1:27.48 [1]	1:14.49 [1]	1:01.38 [1]	0:36.81 +3		
		Robbie Dolan		2000m	2000m	(0:11.71)	(0:11.22)	(0:11.80)	(0:12.75)	(0:12.99)	(0:13.11)	(0:12.83)			
5	8	IRIDESSA	8	62.2	0:11.59	2:15.19 [5]	2:03.60 [5]	1:51.68 [6]	1:39.53 [7]	1:26.94 [7]	1:13.89 [8]	1:00.78 [8]	0:36.31 +6		
		Trudy Thornton		800m	Overall	(0:11.59)	(0:11.92)	(0:12.15)	(0:12.59)	(0:13.05)	(0:13.11)	(0:12.60)			
6	7	PAPAL MISS	7	62.4	0:11.40	2:15.51 [6]	2:04.11 [3]	1:52.31 [5]	1:40.21 [5]	1:27.49 [5]	1:14.47 [6]	1:01.40 [6]	0:36.79 +7		
		Sean Cormack		1800m	Overall	(0:11.40)	(0:11.80)	(0:12.10)	(0:12.72)	(0:13.02)	(0:13.07)	(0:12.63)			
7	5	COME ON EILEEN	5	62.0	0:11.85	2:15.61 [7]	2:03.62 [8]	1:51.77 [8]	1:39.64 [8]	1:27.15 [8]	1:14.33 [7]	1:01.25 [7]	0:36.53 +0		
		Mark Du Plessis		800m	2000m	(0:11.99)	(0:11.85)	(0:12.13)	(0:12.49)	(0:12.82)	(0:13.08)	(0:12.76)			
8	10	BOULT	10	63.8	0:11.14	2:20.21 [8]	2:09.07 [1]	1:57.33 [1]	1:45.38 [2]	1:32.62 [2]	1:19.58 [2]	1:06.47 [3]	0:41.63 -2		
		Micheal Hellyer		2000m	Overall	(0:11.14)	(0:11.74)	(0:11.95)	(0:12.76)	(0:13.04)	(0:13.11)	(0:12.96)			

Scratched: Winter Thorn (#9), Bak Da Man (#2)



Ipswich QLD Professional
Race 5: GREAT NORTHERN BENCHMARK 65 Handicap - 2150m
10 April 2024 - 14:19



Track Rating: Soft 5, Weather: Fine, Rail Position: +3m

Section		Field Times				800m	600m	400m	200m	Last 600m		
						0:48.11 (0:11.51)	0:36.60 (0:11.93)	0:24.67 (0:12.09)	0:12.58 (0:12.58)	0:36.60		
Rank	TAB	Horse/Jockey	Barrier	Top Speed [km/h]	Fastest Section	Margin					Distance Travelled [m]	
1	1	GRIPPING	1	63.5	0:11.32	0:48.11 [1]	0:36.60 [1]	0:24.67 [1]	0:12.58 [1]	2:14.50	0:36.60	
		Bailey Wheeler		2000m	Overall	(0:11.51)	(0:11.93)	(0:12.09)	(0:12.58)			
2	4	ALIRAAJ	4	64.5	0:11.45	0:47.98 [3]	0:36.25 [3]	0:24.45 [3]	0:12.33 [2]	0.49L	0:36.25 +0	
		Melea Castle		Overall	Overall	(0:11.73)	(0:11.80)	(0:12.12)	(0:12.33)			
3	6	CONTRITION	6	62.4	0:11.79	0:47.98 [6]	0:36.02 [6]	0:24.23 [4]	0:12.08 [4]	1.83L	0:36.02 +1	
		Jake Bayliss		600m	600m	(0:11.96)	(0:11.79)	(0:12.15)	(0:12.08)			
4	3	TAVISTORM	3	65.5	0:11.22	0:48.55 [2]	0:36.81 [2]	0:24.88 [2]	0:12.62 [3]	2.69L	0:36.81 +3	
		Robbie Dolan		2000m	2000m	(0:11.74)	(0:11.93)	(0:12.26)	(0:12.62)			
5	8	IRIDESSA	8	62.2	0:11.59	0:48.18 [7]	0:36.31 [7]	0:24.42 [6]	0:12.14 [6]	4.05L	0:36.31 +6	
		Trudy Thornton		800m	Overall	(0:11.87)	(0:11.89)	(0:12.28)	(0:12.14)			
6	7	PAPAL MISS	7	62.4	0:11.40	0:48.77 [5]	0:36.79 [5]	0:24.90 [5]	0:12.59 [5]	5.93L	0:36.79 +7	
		Sean Cormack		1800m	Overall	(0:11.98)	(0:11.89)	(0:12.31)	(0:12.59)			
7	5	COME ON EILEEN	5	62.0	0:11.85	0:48.49 [8]	0:36.53 [8]	0:24.60 [7]	0:12.37 [7]	6.53L	0:36.53 +0	
		Mark Du Plessis		800m	2000m	(0:11.96)	(0:11.93)	(0:12.23)	(0:12.37)			
8	10	BOULT	10	63.8	0:11.14	0:53.51 [4]	0:41.63 [4]	0:29.16 [8]	0:16.09 [8]	33.6L	0:41.63 -2	
		Micheal Hellyer		2000m	Overall	(0:11.88)	(0:12.47)	(0:13.07)	(0:16.09)			

Scratched: Winter Thorn (#9), Bak Da Man (#2)



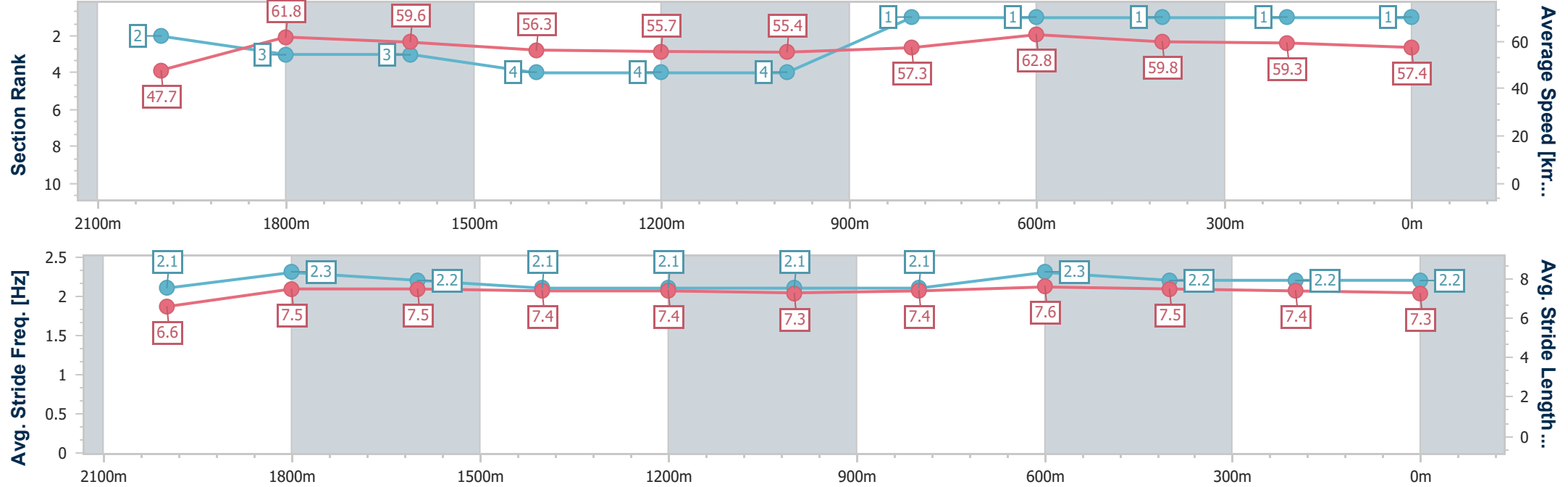
Horse/Jockey Name	Gripping
Final Rank	1
Fastest Section Time (Section)	0:11.32 (Overall)
Top Speed [km/h] (Section)	63.5 (2000m)
Race State	Finished



Ipswich QLD Professional
Race 5: GREAT NORTHERN BENCHMARK 65 Handicap -
2150m
10 April 2024 - 14:19
Track Rating: Soft 5, Weather: Fine, Rail Position: +3m



Section	Overall	2000m	1800m	1600m	1400m	1200m	1000m	800m	600m	400m	200m		
Section Times	2:14.50 [1] (0:11.32)	2:03.18 [2] (0:11.65)	1:51.53 [3] (0:12.00)	1:39.53 [3] (0:12.77)	1:26.76 [4] (0:13.02)	1:13.74 [4] (0:13.02)	1:00.72 [4] (0:12.61)	0:48.11 [1] (0:11.51)	0:36.60 [1] (0:11.93)	0:24.67 [1] (0:12.09)	0:12.58 [1] (0:12.58)		
Average Speed [km/h]	47.7	61.8	59.6	56.3	55.7	55.4	57.3	62.8	59.8	59.3	57.4		
Top Speed [km/h]	60.0	63.5	62.1	57.5	56.8	56.2	62.9	63.5	61.3	60.0	59.2		
Avg. Dist. to Rail [m]	1.5	1.4	1.0	0.5	0.8	0.9	1.4	1.0	1.3	1.0	0.6		
Avg. Stride Freq. [Hz]	2.1	2.3	2.2	2.1	2.1	2.1	2.1	2.3	2.2	2.2	2.2		
Avg. Stride Length [m]	6.6	7.5	7.5	7.4	7.4	7.3	7.4	7.6	7.5	7.4	7.3		



[] Ranking at each section and finish
- - - - No data available at this section
NA No data available



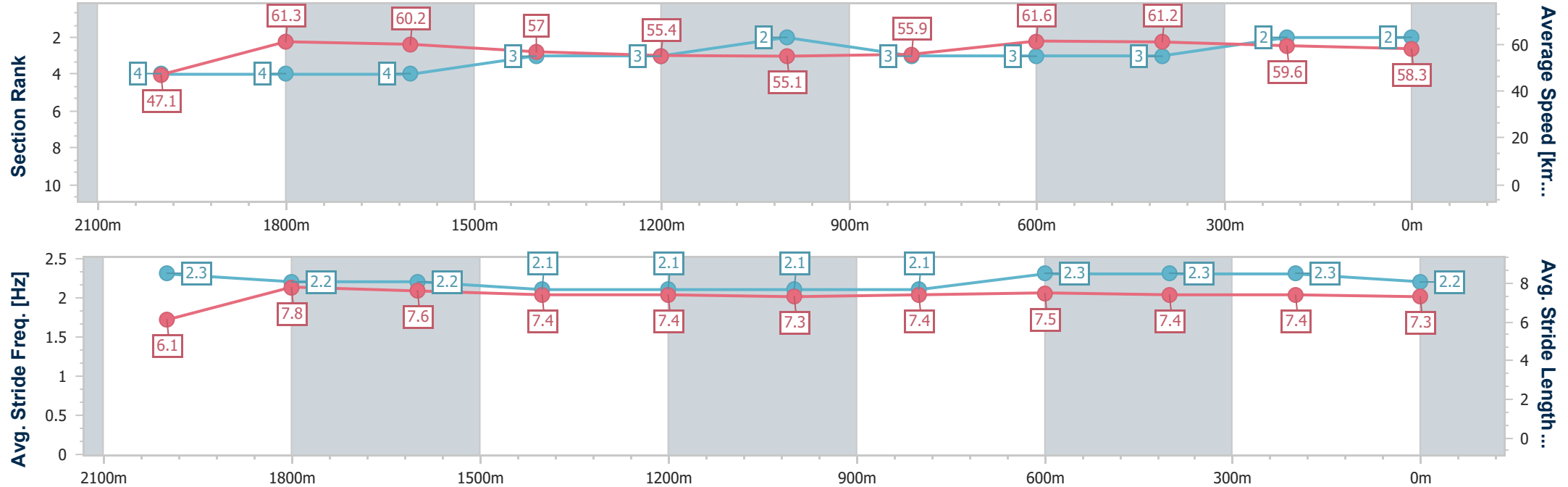
Horse/Jockey Name	Aliraaj
Final Rank	2
Fastest Section Time (Section)	0:11.45 (Overall)
Top Speed [km/h] (Section)	64.5 (Overall)
Race State	Finished



Ipswich QLD Professional
Race 5: GREAT NORTHERN BENCHMARK 65 Handicap -
2150m
10 April 2024 - 14:19
Track Rating: Soft 5, Weather: Fine, Rail Position: +3m



Section	Overall	2000m	1800m	1600m	1400m	1200m	1000m	800m	600m	400m	200m		
Section Times	2:14.59 [2] (0:11.45)	2:03.14 [4] (0:11.75)	1:51.39 [4] (0:11.85)	1:39.54 [4] (0:12.61)	1:26.93 [3] (0:13.02)	1:13.91 [3] (0:13.04)	1:00.87 [2] (0:12.89)	0:47.98 [3] (0:11.73)	0:36.25 [3] (0:11.80)	0:24.45 [3] (0:12.12)	0:12.33 [2] (0:12.33)		
Average Speed [km/h]	47.1	61.3	60.2	57.0	55.4	55.1	55.9	61.6	61.2	59.6	58.3		
Top Speed [km/h]	64.5	64.0	62.2	58.4	56.4	56.0	57.4	62.9	62.5	60.4	59.6		
Avg. Dist. to Rail [m]	1.3	1.6	1.3	0.3	0.2	0.1	0.1	0.4	1.4	0.8	3.0		
Avg. Stride Freq. [Hz]	2.3	2.2	2.2	2.1	2.1	2.1	2.1	2.3	2.3	2.3	2.2		
Avg. Stride Length [m]	6.1	7.8	7.6	7.4	7.4	7.3	7.4	7.5	7.4	7.4	7.3		



[] Ranking at each section and finish
- - - - No data available at this section
NA No data available



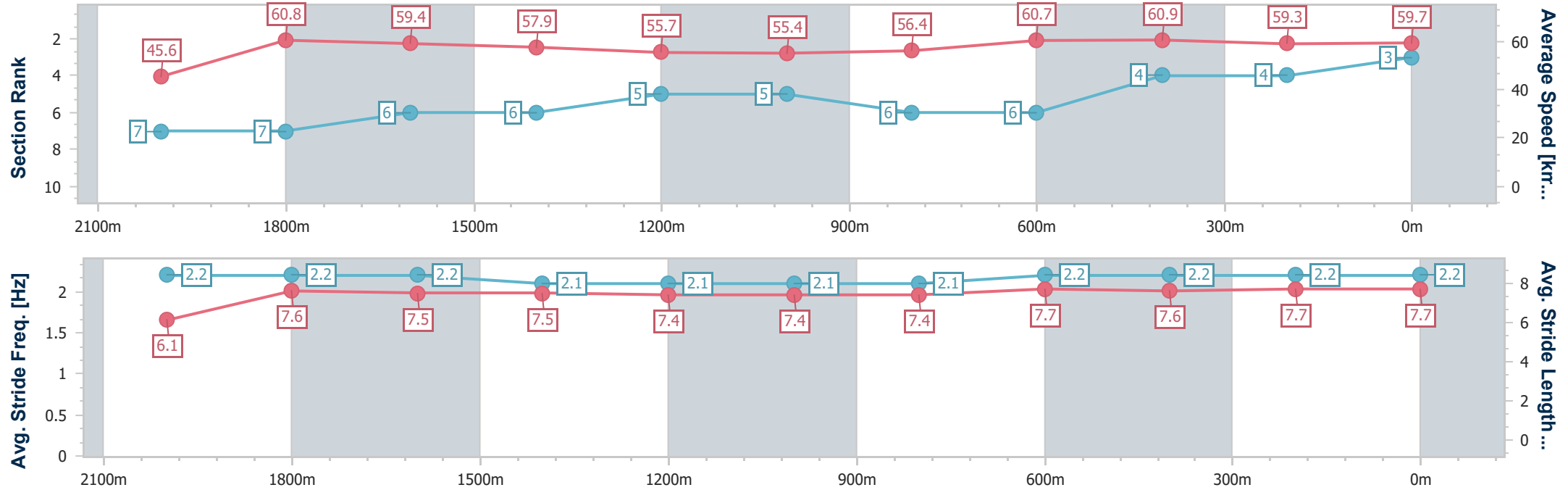
Horse/Jockey Name	Contribution
Final Rank	3
Fastest Section Time (Section)	0:11.79 (600m)
Top Speed [km/h] (Section)	62.4 (600m)
Race State	Finished



Ipswich QLD Professional
Race 5: GREAT NORTHERN BENCHMARK 65 Handicap -
2150m
10 April 2024 - 14:19
Track Rating: Soft 5, Weather: Fine, Rail Position: +3m



Section	Overall	2000m	1800m	1600m	1400m	1200m	1000m	800m	600m	400m	200m		
Section Times	2:14.81 [3] (0:11.83)	2:02.98 [7] (0:11.87)	1:51.11 [7] (0:11.95)	1:39.16 [6] (0:12.42)	1:26.74 [6] (0:12.92)	1:13.82 [5] (0:13.07)	1:00.75 [5] (0:12.77)	0:47.98 [6] (0:11.96)	0:36.02 [6] (0:11.79)	0:24.23 [4] (0:12.15)	0:12.08 [4] (0:12.08)		
Average Speed [km/h]	45.6	60.8	59.4	57.9	55.7	55.4	56.4	60.7	60.9	59.3	59.7		
Top Speed [km/h]	59.4	61.6	61.5	59.3	56.5	56.6	57.9	62.0	62.4	60.0	60.0		
Avg. Dist. to Rail [m]	2.7	1.7	1.8	0.5	0.4	1.0	1.2	1.2	0.4	1.3	4.2		
Avg. Stride Freq. [Hz]	2.2	2.2	2.2	2.1	2.1	2.1	2.1	2.2	2.2	2.2	2.2		
Avg. Stride Length [m]	6.1	7.6	7.5	7.5	7.4	7.4	7.4	7.7	7.6	7.7	7.7		





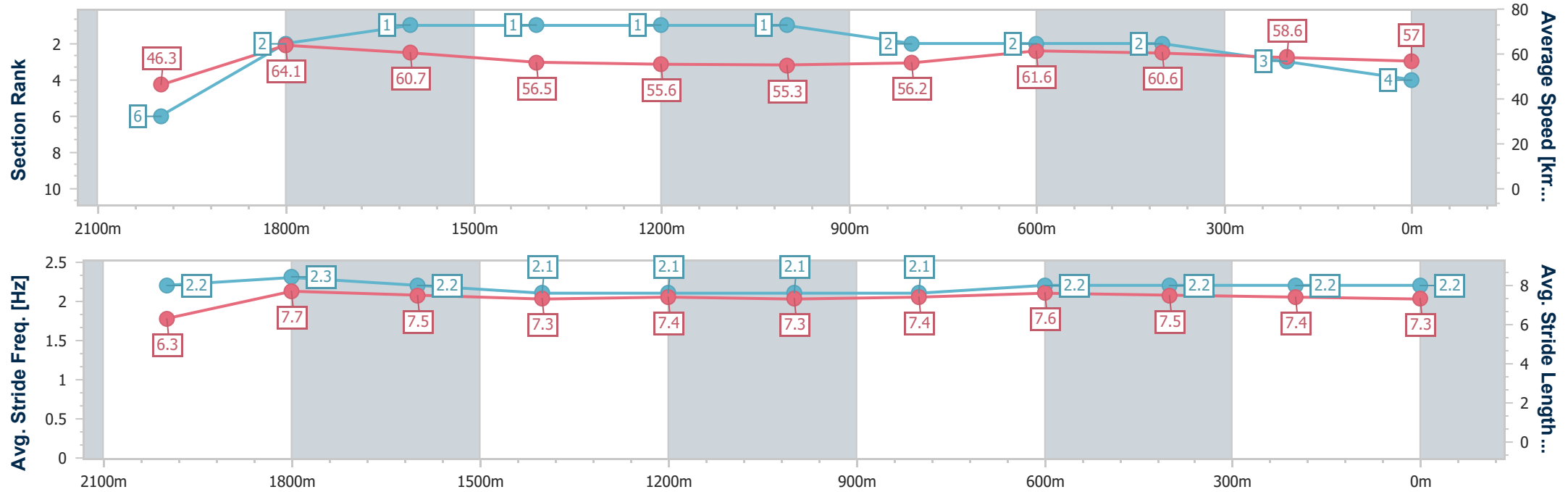
Horse/Jockey Name	Tavistorm
Final Rank	4
Fastest Section Time (Section)	0:11.22 (2000m)
Top Speed [km/h] (Section)	65.5 (2000m)
Race State	Finished



Ipswich QLD Professional
Race 5: GREAT NORTHERN BENCHMARK 65 Handicap -
2150m
10 April 2024 - 14:19
Track Rating: Soft 5, Weather: Fine, Rail Position: +3m



Section	Overall	2000m	1800m	1600m	1400m	1200m	1000m	800m	600m	400m	200m		
Section Times	2:14.96 [4] (0:11.71)	2:03.25 [6] (0:11.22)	1:52.03 [2] (0:11.80)	1:40.23 [1] (0:12.75)	1:27.48 [1] (0:12.99)	1:14.49 [1] (0:13.11)	1:01.38 [1] (0:12.83)	0:48.55 [2] (0:11.74)	0:36.81 [2] (0:11.93)	0:24.88 [2] (0:12.26)	0:12.62 [3] (0:12.62)		
Average Speed [km/h]	46.3	64.1	60.7	56.5	55.6	55.3	56.2	61.6	60.6	58.6	57.0		
Top Speed [km/h]	64.6	65.5	63.2	57.4	56.2	56.0	60.6	61.9	61.5	60.0	58.8		
Avg. Dist. to Rail [m]	6.7	1.7	0.7	0.7	0.5	1.6	1.0	0.8	0.5	0.4	0.8		
Avg. Stride Freq. [Hz]	2.2	2.3	2.2	2.1	2.1	2.1	2.1	2.2	2.2	2.2	2.2		
Avg. Stride Length [m]	6.3	7.7	7.5	7.3	7.4	7.3	7.4	7.6	7.5	7.4	7.3		



[] Ranking at each section and finish
- - - - No data available at this section
NA No data available



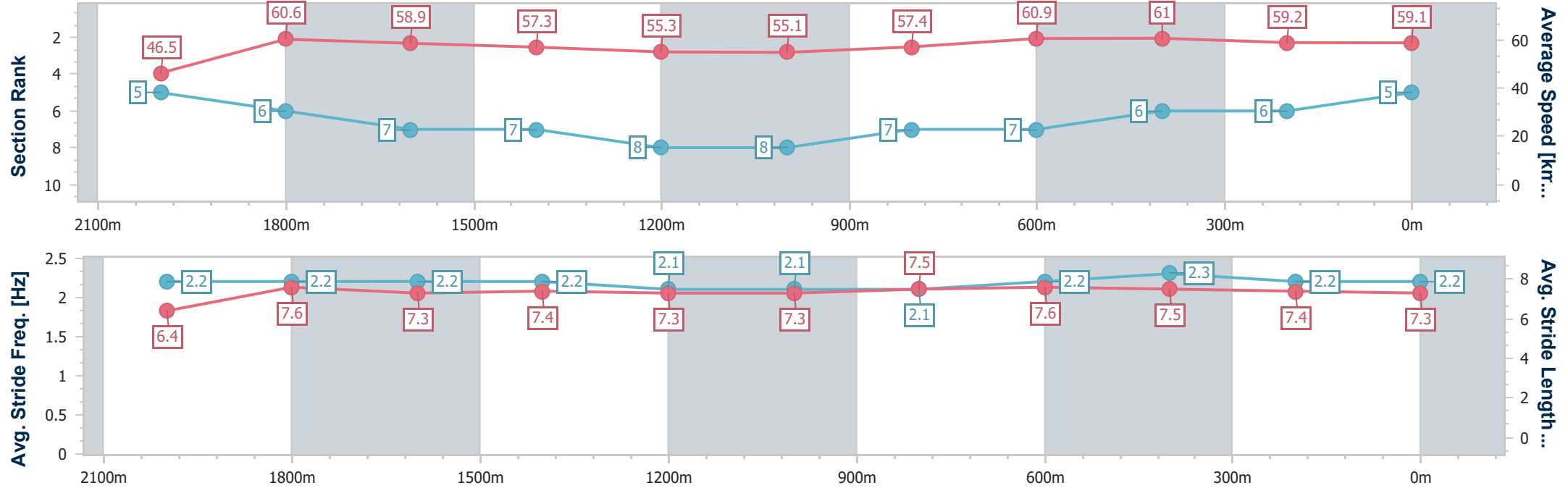
Horse/Jockey Name	Iridessa
Final Rank	5
Fastest Section Time (Section)	0:11.59 (Overall)
Top Speed [km/h] (Section)	62.2 (800m)
Race State	Finished



Ipswich QLD Professional
Race 5: GREAT NORTHERN BENCHMARK 65 Handicap -
2150m
10 April 2024 - 14:19
Track Rating: Soft 5, Weather: Fine, Rail Position: +3m



Section	Overall	2000m	1800m	1600m	1400m	1200m	1000m	800m	600m	400m	200m		
Section Times	2:15.19 [5] (0:11.59)	2:03.60 [5] (0:11.92)	1:51.68 [6] (0:12.15)	1:39.53 [7] (0:12.59)	1:26.94 [7] (0:13.05)	1:13.89 [8] (0:13.11)	1:00.78 [8] (0:12.60)	0:48.18 [7] (0:11.87)	0:36.31 [7] (0:11.89)	0:24.42 [6] (0:12.28)	0:12.14 [6] (0:12.14)		
Average Speed [km/h]	46.5	60.6	58.9	57.3	55.3	55.1	57.4	60.9	61.0	59.2	59.1		
Top Speed [km/h]	58.8	61.3	60.4	59.0	56.2	56.4	58.9	62.2	61.9	59.6	59.6		
Avg. Dist. to Rail [m]	2.3	0.3	0.5	0.7	0.7	1.0	1.3	1.4	1.6	2.9	6.1		
Avg. Stride Freq. [Hz]	2.2	2.2	2.2	2.2	2.1	2.1	2.1	2.2	2.3	2.2	2.2		
Avg. Stride Length [m]	6.4	7.6	7.3	7.4	7.3	7.3	7.5	7.6	7.5	7.4	7.3		





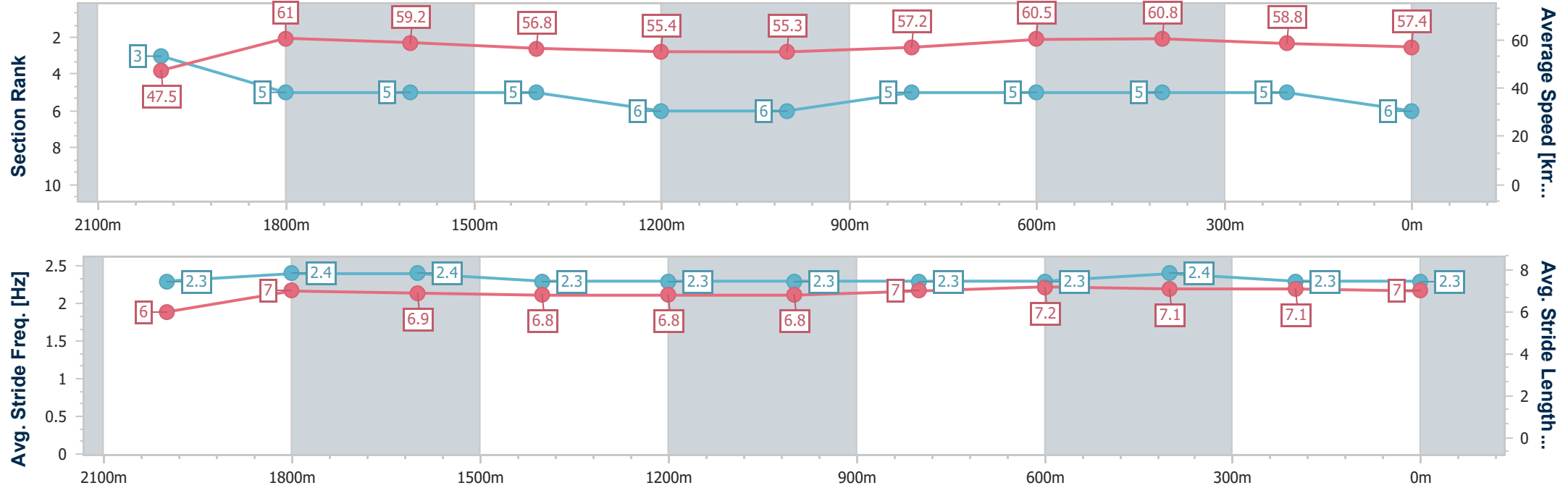
Horse/Jockey Name	Papal Miss
Final Rank	6
Fastest Section Time (Section)	0:11.40 (Overall)
Top Speed [km/h] (Section)	62.4 (1800m)
Race State	Finished



Ipswich QLD Professional
Race 5: GREAT NORTHERN BENCHMARK 65 Handicap -
2150m
10 April 2024 - 14:19
Track Rating: Soft 5, Weather: Fine, Rail Position: +3m



Section	Overall	2000m	1800m	1600m	1400m	1200m	1000m	800m	600m	400m	200m		
Section Times	2:15.51 [6] (0:11.40)	2:04.11 [3] (0:11.80)	1:52.31 [5] (0:12.10)	1:40.21 [5] (0:12.72)	1:27.49 [5] (0:13.02)	1:14.47 [6] (0:13.07)	1:01.40 [6] (0:12.63)	0:48.77 [5] (0:11.98)	0:36.79 [5] (0:11.89)	0:24.90 [5] (0:12.31)	0:12.59 [5] (0:12.59)		
Average Speed [km/h]	47.5	61.0	59.2	56.8	55.4	55.3	57.2	60.5	60.8	58.8	57.4		
Top Speed [km/h]	60.7	62.4	62.4	57.9	56.6	56.7	59.1	62.0	62.1	61.2	58.4		
Avg. Dist. to Rail [m]	1.9	0.4	0.7	0.7	0.8	1.1	1.3	1.1	1.6	2.5	4.5		
Avg. Stride Freq. [Hz]	2.3	2.4	2.4	2.3	2.3	2.3	2.3	2.3	2.4	2.3	2.3		
Avg. Stride Length [m]	6.0	7.0	6.9	6.8	6.8	6.8	7.0	7.2	7.1	7.1	7.0		





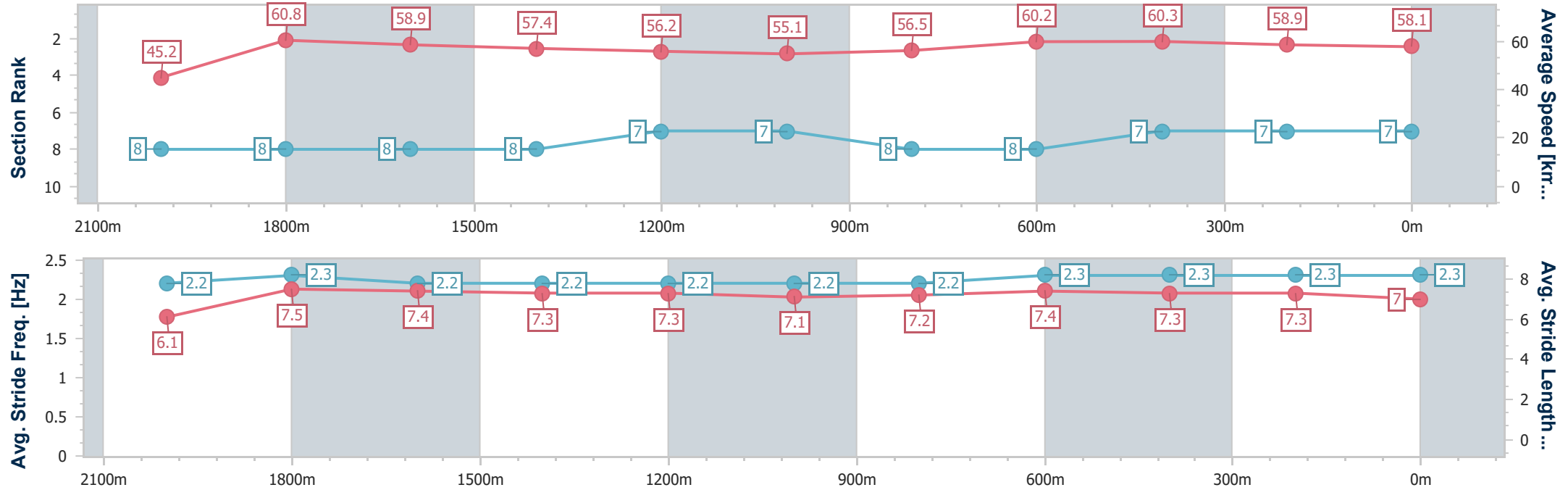
Horse/Jockey Name	Come On Eileen
Final Rank	7
Fastest Section Time (Section)	0:11.85 (2000m)
Top Speed [km/h] (Section)	62.0 (800m)
Race State	Finished



Ipswich QLD Professional
Race 5: GREAT NORTHERN BENCHMARK 65 Handicap -
2150m
10 April 2024 - 14:19
Track Rating: Soft 5, Weather: Fine, Rail Position: +3m



Section	Overall	2000m	1800m	1600m	1400m	1200m	1000m	800m	600m	400m	200m		
Section Times	2:15.61 [7] (0:11.99)	2:03.62 [8] (0:11.85)	1:51.77 [8] (0:12.13)	1:39.64 [8] (0:12.49)	1:27.15 [8] (0:12.82)	1:14.33 [7] (0:13.08)	1:01.25 [7] (0:12.76)	0:48.49 [8] (0:11.96)	0:36.53 [8] (0:11.93)	0:24.60 [7] (0:12.23)	0:12.37 [7] (0:12.37)		
Average Speed [km/h]	45.2	60.8	58.9	57.4	56.2	55.1	56.5	60.2	60.3	58.9	58.1		
Top Speed [km/h]	59.6	61.7	60.5	58.8	57.9	56.4	57.8	62.0	62.0	59.6	59.6		
Avg. Dist. to Rail [m]	4.6	0.5	1.2	0.7	0.4	0.5	1.0	0.4	0.8	0.9	2.8		
Avg. Stride Freq. [Hz]	2.2	2.3	2.2	2.2	2.2	2.2	2.2	2.3	2.3	2.3	2.3		
Avg. Stride Length [m]	6.1	7.5	7.4	7.3	7.3	7.1	7.2	7.4	7.3	7.3	7.0		





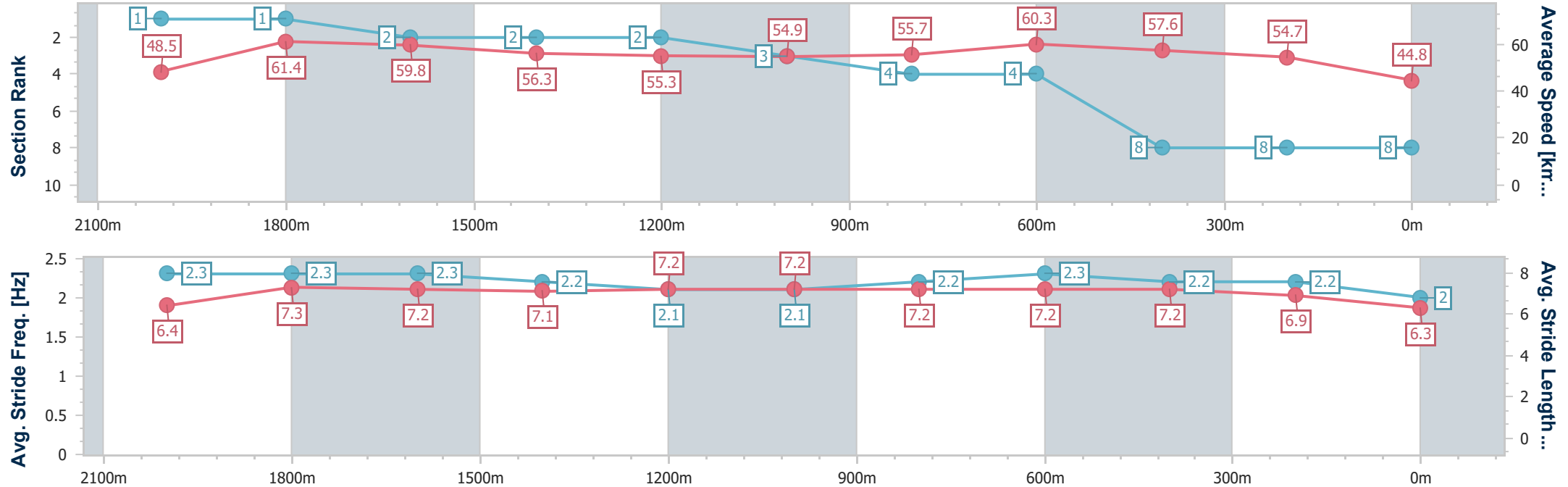
Horse/Jockey Name	Boult
Final Rank	8
Fastest Section Time (Section)	0:11.14 (Overall)
Top Speed [km/h] (Section)	63.8 (2000m)
Race State	Finished



Ipswich QLD Professional
Race 5: GREAT NORTHERN BENCHMARK 65 Handicap -
2150m
10 April 2024 - 14:19
Track Rating: Soft 5, Weather: Fine, Rail Position: +3m



Section	Overall	2000m	1800m	1600m	1400m	1200m	1000m	800m	600m	400m	200m		
Section Times	2:20.21 [8] (0:11.14)	2:09.07 [1] (0:11.74)	1:57.33 [1] (0:11.95)	1:45.38 [2] (0:12.76)	1:32.62 [2] (0:13.04)	1:19.58 [2] (0:13.11)	1:06.47 [3] (0:12.96)	0:53.51 [4] (0:11.88)	0:41.63 [4] (0:12.47)	0:29.16 [8] (0:13.07)	0:16.09 [8] (0:16.09)		
Average Speed [km/h]	48.5	61.4	59.8	56.3	55.3	54.9	55.7	60.3	57.6	54.7	44.8		
Top Speed [km/h]	60.7	63.8	62.2	57.3	55.8	55.7	58.7	61.5	60.4	57.3	52.5		
Avg. Dist. to Rail [m]	3.4	0.9	0.9	0.4	0.2	0.2	0.1	0.4	1.0	0.8	1.3		
Avg. Stride Freq. [Hz]	2.3	2.3	2.3	2.2	2.1	2.1	2.2	2.3	2.2	2.2	2.0		
Avg. Stride Length [m]	6.4	7.3	7.2	7.1	7.2	7.2	7.2	7.2	7.2	6.9	6.3		





Ipswich QLD Professional
Race 6: IMPERIAL RACING Class 2 Handicap - 1666m
10 April 2024 - 14:55



Track Rating: Soft 5, Weather: Fine, Rail Position: +3m

Section						Overall	1400m	1200m	1000m	800m	600m	400m	Last 600m	
Field Times						1:41.69 (0:17.48)	1:24.21 (0:11.55)	1:12.66 (0:12.09)	1:00.57 (0:12.42)	0:48.15 (0:12.22)	0:35.93 (0:11.96)	0:23.97 (0:11.86)	0:35.93	
Rank	TAB	Horse/Jockey	Barrier	Top Speed [km/h]	Fastest Section									Distance Travelled [m]
1	9	BRINGME	9	63.5	0:11.61	1:41.69 [1]	1:23.42 [6]	1:11.78 [6]	0:59.55 [7]	0:47.20 [7]	0:35.06 [7]	0:23.45 [7]	0:35.06	
		Karl Zechner		1400m	600m	(0:18.27)	(0:11.64)	(0:12.23)	(0:12.35)	(0:12.14)	(0:11.61)	(0:11.64)		
2	11	JUBILANT	11	65.5	0:11.72	1:41.77 [2]	1:24.14 [3]	1:12.39 [3]	1:00.13 [3]	0:47.77 [3]	0:35.66 [3]	0:23.94 [3]	0:35.66	+1
		Jim Byrne		Overall	600m	(0:17.63)	(0:11.75)	(0:12.26)	(0:12.36)	(0:12.11)	(0:11.72)	(0:11.75)		
3	3	MANNERHEIM	3	63.0	0:11.56	1:41.96 [3]	1:23.46 [7]	1:11.90 [7]	0:59.83 [6]	0:47.51 [6]	0:35.44 [6]	0:23.78 [5]	0:35.44	-4
		Ryan Maloney		600m	1400m	(0:18.50)	(0:11.56)	(0:12.07)	(0:12.32)	(0:12.07)	(0:11.66)	(0:11.72)		
4	5	ENTERPRISE LASSIE	5	67.2	0:11.67	1:41.97 [4]	1:24.49 [1]	1:12.82 [2]	1:00.66 [2]	0:48.21 [2]	0:36.07 [2]	0:24.20 [2]	0:36.07	-2
		Robbie Dolan		Overall	1400m	(0:17.48)	(0:11.67)	(0:12.16)	(0:12.45)	(0:12.14)	(0:11.87)	(0:11.90)		
5	7	ROCKED	7	63.4	0:11.57	1:42.02 [5]	1:23.81 [5]	1:12.24 [5]	1:00.20 [4]	0:47.93 [4]	0:35.89 [4]	0:23.99 [4]	0:35.89	-7
		Mark Du Plessis		1400m	1400m	(0:18.21)	(0:11.57)	(0:12.04)	(0:12.27)	(0:12.04)	(0:11.90)	(0:11.79)		
6	1	BITOFTHEBLARNEY	1	64.5	0:11.55	1:42.45 [6]	1:23.44 [11]	1:11.79 [10]	0:59.70 [10]	0:47.43 [10]	0:35.32 [10]	0:23.77 [9]	0:35.32	+3
		James Orman		600m	600m	(0:19.01)	(0:11.65)	(0:12.09)	(0:12.27)	(0:12.11)	(0:11.55)	(0:11.73)		
7	6	FEARLESS THINKING	6	67.1	0:11.47	1:42.50 [7]	1:24.94 [2]	1:13.47 [1]	1:01.38 [1]	0:48.96 [1]	0:36.74 [1]	0:24.78 [1]	0:36.74	-5
		Cejay Graham		Overall	1400m	(0:17.56)	(0:11.47)	(0:12.09)	(0:12.42)	(0:12.22)	(0:11.96)	(0:12.08)		
8	4	LEERY	4	62.8	0:11.66	1:42.58 [8]	1:23.65 [10]	1:11.82 [11]	0:59.69 [11]	0:47.46 [11]	0:35.36 [11]	0:23.70 [11]	0:35.36	-7
		Angela Jones		1400m	600m	(0:18.93)	(0:11.83)	(0:12.13)	(0:12.23)	(0:12.10)	(0:11.66)	(0:11.74)		
9	13	BRIEF SOJOURN	13	62.5	0:11.61	1:42.72 [9]	1:24.07 [8]	1:12.24 [9]	1:00.13 [9]	0:47.96 [8]	0:35.79 [8]	0:24.18 [8]	0:35.79	-6
		Andrew Spinks		600m	600m	(0:18.65)	(0:11.83)	(0:12.11)	(0:12.17)	(0:12.17)	(0:11.61)	(0:11.90)		
10	12	BANKROLL BABE	12	63.8	0:11.74	1:42.96 [10]	1:25.01 [4]	1:13.26 [4]	1:01.01 [5]	0:48.61 [5]	0:36.49 [5]	0:24.75 [6]	0:36.49	+1
		Nozi Tomizawa		Overall	600m	(0:17.95)	(0:11.75)	(0:12.25)	(0:12.40)	(0:12.12)	(0:11.74)	(0:12.04)		

Scratched: Quadri (#2), Satashi (#10)



Ipswich QLD Professional
Race 6: IMPERIAL RACING Class 2 Handicap - 1666m
10 April 2024 - 14:55



Track Rating: Soft 5, Weather: Fine, Rail Position: +3m

Section					Overall	1400m	1200m	1000m	800m	600m	400m	Last 600m		
Field Times					1:41.69 (0:17.48)	1:24.21 (0:11.55)	1:12.66 (0:12.09)	1:00.57 (0:12.42)	0:48.15 (0:12.22)	0:35.93 (0:11.96)	0:23.97 (0:11.86)	0:35.93		
Rank	TAB	Horse/Jockey	Barrier	Top Speed [km/h]	Fastest Section									Distance Travelled [m]
11	14	TURN TABLE	14	62.9	0:11.68	1:43.27 [11]	1:24.09 [12]	1:12.28 [12]	1:00.28 [12]	0:48.02 [12]	0:35.80 [12]	0:24.12 [12]	0:35.80	-2
		Micheal Hellyer		600m	600m	(0:19.18)	(0:11.81)	(0:12.00)	(0:12.26)	(0:12.22)	(0:11.68)	(0:11.83)		
12	8	ONLY LOVE	8	64.2	0:11.56	1:43.36 [12]	1:24.58 [9]	1:13.02 [8]	1:00.87 [8]	0:48.56 [9]	0:36.43 [9]	0:24.60 [10]	0:36.43	-1
		Jake Bayliss		1400m	1400m	(0:18.78)	(0:11.56)	(0:12.15)	(0:12.31)	(0:12.13)	(0:11.83)	(0:12.16)		

Scratched: Quadri (#2), Satashi (#10)



Ipswich QLD Professional
Race 6: IMPERIAL RACING Class 2 Handicap - 1666m
10 April 2024 - 14:55



Track Rating: Soft 5, Weather: Fine, Rail Position: +3m

Section Field Times				200m 0:12.11 (0:12.11)		Last 600m 0:35.93			
Rank	TAB	Horse/Jockey	Barrier	Top Speed [km/h]	Fastest Section	Margin			Distance Travelled [m]
1	9	BRINGME	9	63.5	0:11.61	0:11.81 [5]	1:41.69		0:35.06
		Karl Zechner		1400m	600m	(0:11.81)			
2	11	JUBILANT	11	65.5	0:11.72	0:12.19 [1]	0.45L		0:35.66 +1
		Jim Byrne		Overall	600m	(0:12.19)			
3	3	MANNERHEIM	3	63.0	0:11.56	0:12.06 [6]	1.54L		0:35.44 -4
		Ryan Maloney		600m	1400m	(0:12.06)			
4	5	ENTERPRISE LASSIE	5	67.2	0:11.67	0:12.30 [2]	1.59L		0:36.07 -2
		Robbie Dolan		Overall	1400m	(0:12.30)			
5	7	ROCKED	7	63.4	0:11.57	0:12.20 [4]	1.91L		0:35.89 -7
		Mark Du Plessis		1400m	1400m	(0:12.20)			
6	1	BITOFTHEBLARNEY	1	64.5	0:11.55	0:12.04 [8]	4.43L		0:35.32 +3
		James Orman		600m	600m	(0:12.04)			
7	6	FEARLESS THINKING	6	67.1	0:11.47	0:12.70 [3]	4.76L		0:36.74 -5
		Cejay Graham		Overall	1400m	(0:12.70)			
8	4	LEERY	4	62.8	0:11.66	0:11.96 [10]	5.18L		0:35.36 -7
		Angela Jones		1400m	600m	(0:11.96)			
9	13	BRIEF SOJOURN	13	62.5	0:11.61	0:12.28 [9]	6.02L		0:35.79 -6
		Andrew Spinks		600m	600m	(0:12.28)			
10	12	BANKROLL BABE	12	63.8	0:11.74	0:12.71 [7]	7.41L		0:36.49 +1
		Nozi Tomizawa		Overall	600m	(0:12.71)			

Scratched: Quadri (#2), Satashi (#10)



Ipswich QLD Professional
Race 6: IMPERIAL RACING Class 2 Handicap - 1666m
10 April 2024 - 14:55



Track Rating: Soft 5, Weather: Fine, Rail Position: +3m

Section						200m		Last 600m	
Field Times						0:12.11 (0:12.11)		0:35.93	
Rank	TAB	Horse/Jockey	Barrier	Top Speed [km/h]	Fastest Section	Margin		Distance Travelled [m]	
11	14	TURN TABLE	14	62.9	0:11.68	0:12.29 [12]	9.28L	0:35.80	-2
		Micheal Hellyer		600m	600m	(0:12.29)			
12	8	ONLY LOVE	8	64.2	0:11.56	0:12.44 [11]	9.8L	0:36.43	-1
		Jake Bayliss		1400m	1400m	(0:12.44)			

Scratched: Quadri (#2), Satashi (#10)



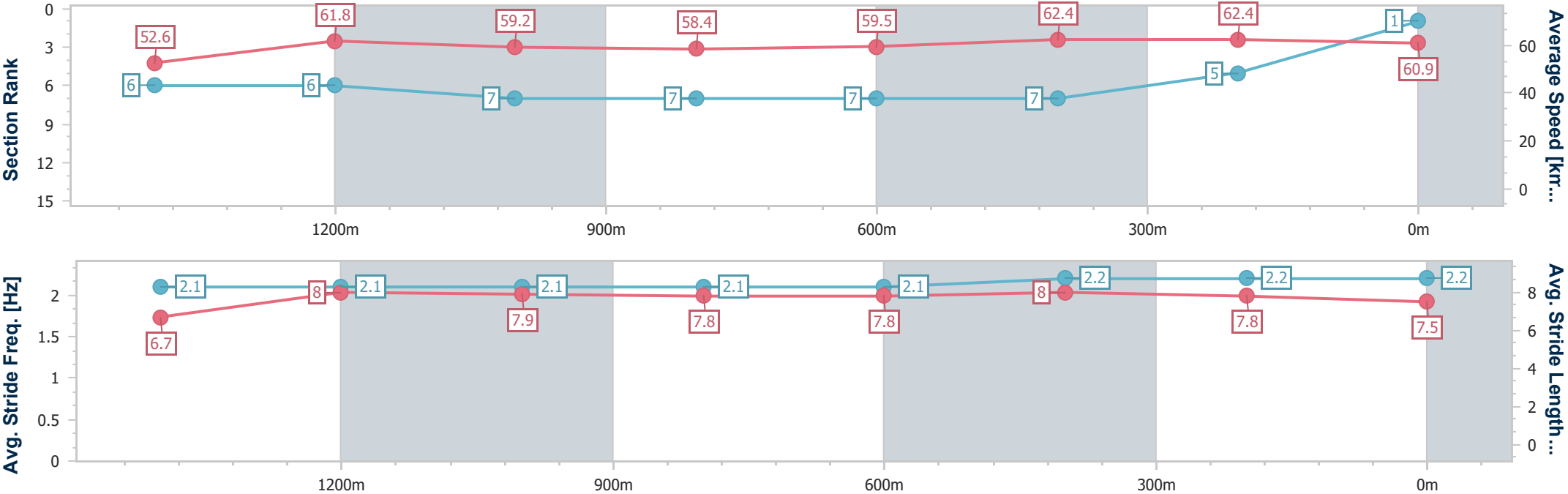
Horse/Jockey Name	Bringme
Final Rank	1
Fastest Section Time (Section)	0:11.61 (600m)
Top Speed [km/h] (Section)	63.5 (1400m)
Race State	Finished



Ipswich QLD Professional
Race 6: IMPERIAL RACING Class 2 Handicap - 1666m
10 April 2024 - 14:55
Track Rating: Soft 5, Weather: Fine, Rail Position: +3m



Section	Overall	1400m	1200m	1000m	800m	600m	400m	200m					
Section Times	1:41.69 [1] (0:18.27)	1:23.42 [6] (0:11.64)	1:11.78 [6] (0:12.23)	0:59.55 [7] (0:12.35)	0:47.20 [7] (0:12.14)	0:35.06 [7] (0:11.61)	0:23.45 [7] (0:11.64)	0:11.81 [5] (0:11.81)					
Average Speed [km/h]	52.6	61.8	59.2	58.4	59.5	62.4	62.4	60.9					
Top Speed [km/h]	62.9	63.5	60.2	59.2	61.6	63.1	62.7	62.4					
Avg. Dist. to Rail [m]	4.5	0.6	1.0	1.0	0.4	1.3	2.8	1.7					
Avg. Stride Freq. [Hz]	2.1	2.1	2.1	2.1	2.1	2.2	2.2	2.2					
Avg. Stride Length [m]	6.7	8.0	7.9	7.8	7.8	8.0	7.8	7.5					





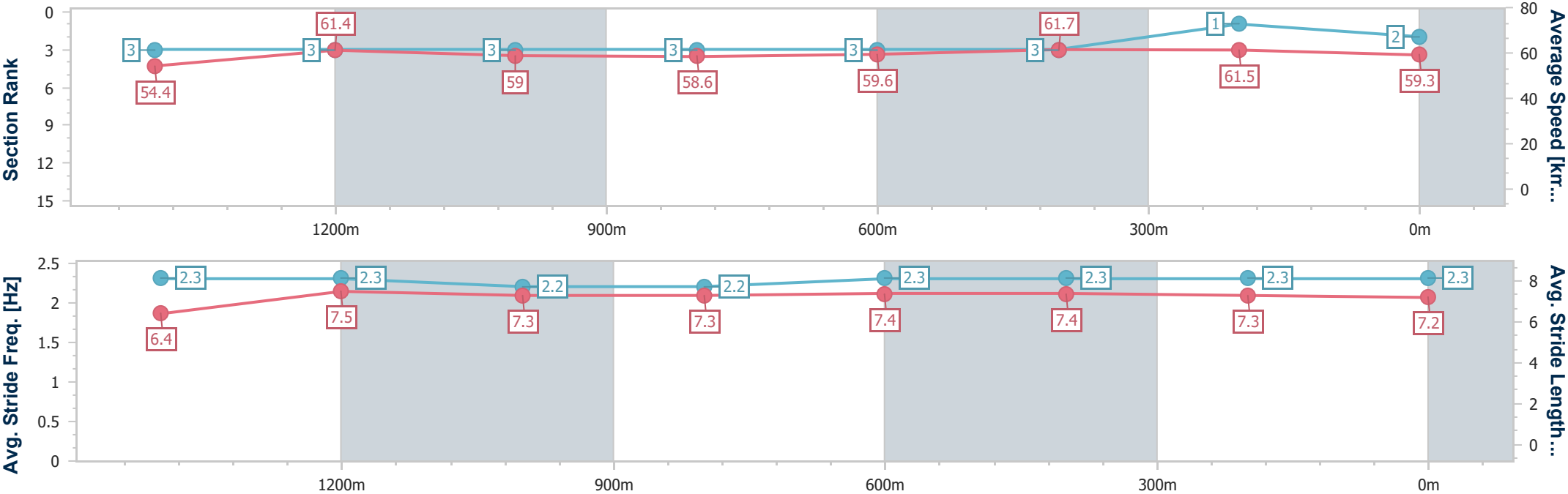
Horse/Jockey Name	Jubilant
Final Rank	2
Fastest Section Time (Section)	0:11.72 (600m)
Top Speed [km/h] (Section)	65.5 (Overall)
Race State	Finished



Ipswich QLD Professional
Race 6: IMPERIAL RACING Class 2 Handicap - 1666m
10 April 2024 - 14:55
Track Rating: Soft 5, Weather: Fine, Rail Position: +3m



Section	Overall	1400m	1200m	1000m	800m	600m	400m	200m					
Section Times	1:41.77 [2] (0:17.63)	1:24.14 [3] (0:11.75)	1:12.39 [3] (0:12.26)	1:00.13 [3] (0:12.36)	0:47.77 [3] (0:12.11)	0:35.66 [3] (0:11.72)	0:23.94 [3] (0:11.75)	0:12.19 [1] (0:12.19)					
Average Speed [km/h]	54.4	61.4	59.0	58.6	59.6	61.7	61.5	59.3					
Top Speed [km/h]	65.5	63.5	60.0	58.8	61.3	62.3	62.3	60.4					
Avg. Dist. to Rail [m]	6.3	0.5	1.2	1.2	1.0	1.8	1.1	0.8					
Avg. Stride Freq. [Hz]	2.3	2.3	2.2	2.2	2.3	2.3	2.3	2.3					
Avg. Stride Length [m]	6.4	7.5	7.3	7.3	7.4	7.4	7.3	7.2					





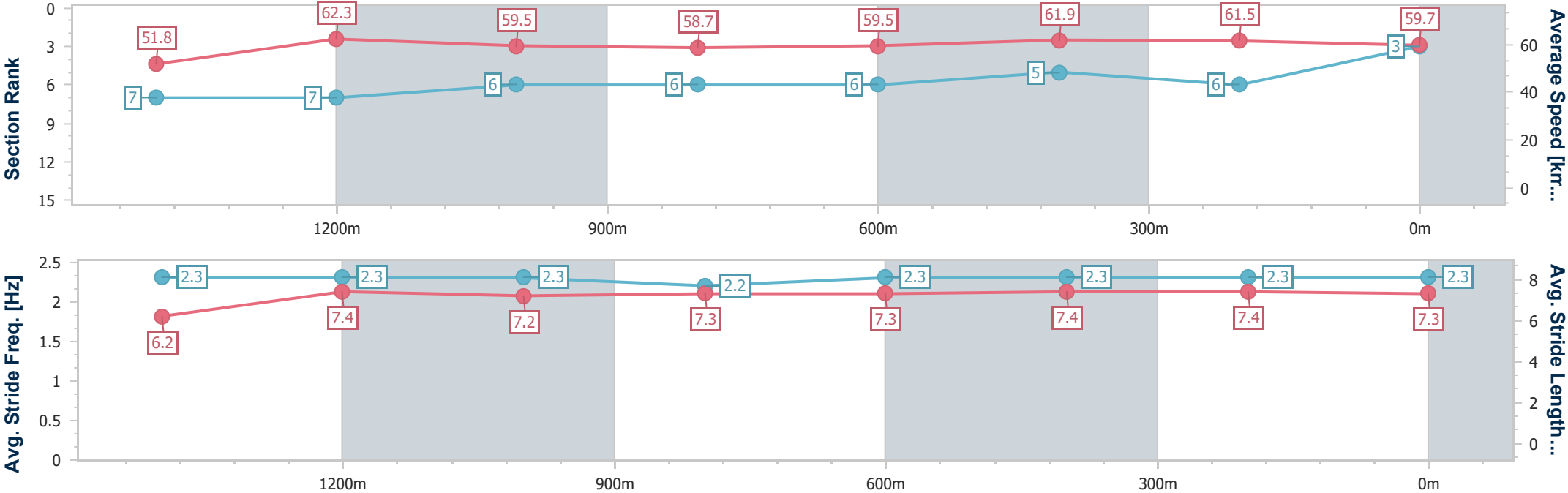
Horse/Jockey Name	Mannerheim
Final Rank	3
Fastest Section Time (Section)	0:11.56 (1400m)
Top Speed [km/h] (Section)	63.0 (600m)
Race State	Finished



Ipswich QLD Professional
Race 6: IMPERIAL RACING Class 2 Handicap - 1666m
10 April 2024 - 14:55
Track Rating: Soft 5, Weather: Fine, Rail Position: +3m



Section	Overall	1400m	1200m	1000m	800m	600m	400m	200m					
Section Times	1:41.96 [3] (0:18.50)	1:23.46 [7] (0:11.56)	1:11.90 [7] (0:12.07)	0:59.83 [6] (0:12.32)	0:47.51 [6] (0:12.07)	0:35.44 [6] (0:11.66)	0:23.78 [5] (0:11.72)	0:12.06 [6] (0:12.06)					
Average Speed [km/h]	51.8	62.3	59.5	58.7	59.5	61.9	61.5	59.7					
Top Speed [km/h]	62.7	62.8	61.3	59.2	61.6	63.0	62.3	61.0					
Avg. Dist. to Rail [m]	5.5	0.1	0.1	0.1	0.5	0.7	1.4	0.8					
Avg. Stride Freq. [Hz]	2.3	2.3	2.3	2.2	2.3	2.3	2.3	2.3					
Avg. Stride Length [m]	6.2	7.4	7.2	7.3	7.3	7.4	7.4	7.3					





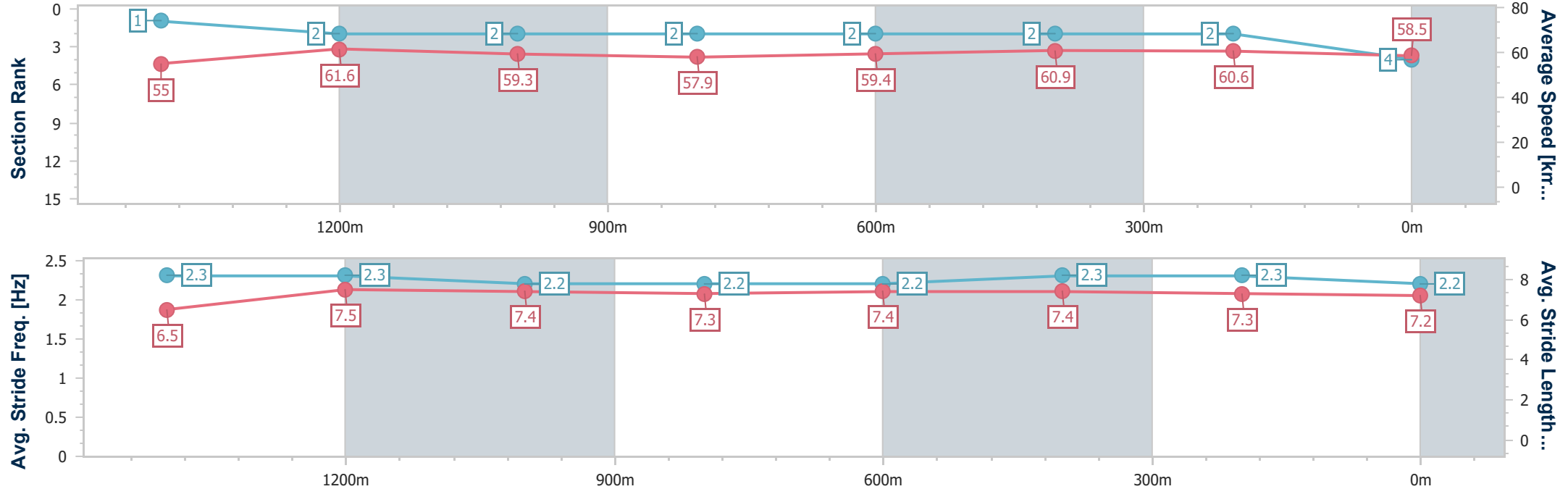
Horse/Jockey Name	Enterprise Lassie
Final Rank	4
Fastest Section Time (Section)	0:11.67 (1400m)
Top Speed [km/h] (Section)	67.2 (Overall)
Race State	Finished



Ipswich QLD Professional
Race 6: IMPERIAL RACING Class 2 Handicap - 1666m
10 April 2024 - 14:55
Track Rating: Soft 5, Weather: Fine, Rail Position: +3m



Section	Overall	1400m	1200m	1000m	800m	600m	400m	200m					
Section Times	1:41.97 [4] (0:17.48)	1:24.49 [1] (0:11.67)	1:12.82 [2] (0:12.16)	1:00.66 [2] (0:12.45)	0:48.21 [2] (0:12.14)	0:36.07 [2] (0:11.87)	0:24.20 [2] (0:11.90)	0:12.30 [2] (0:12.30)					
Average Speed [km/h]	55.0	61.6	59.3	57.9	59.4	60.9	60.6	58.5					
Top Speed [km/h]	67.2	65.6	60.5	58.6	60.2	62.0	62.0	59.3					
Avg. Dist. to Rail [m]	8.6	0.4	0.4	0.8	0.3	0.3	0.6	0.7					
Avg. Stride Freq. [Hz]	2.3	2.3	2.2	2.2	2.2	2.3	2.3	2.2					
Avg. Stride Length [m]	6.5	7.5	7.4	7.3	7.4	7.4	7.3	7.2					





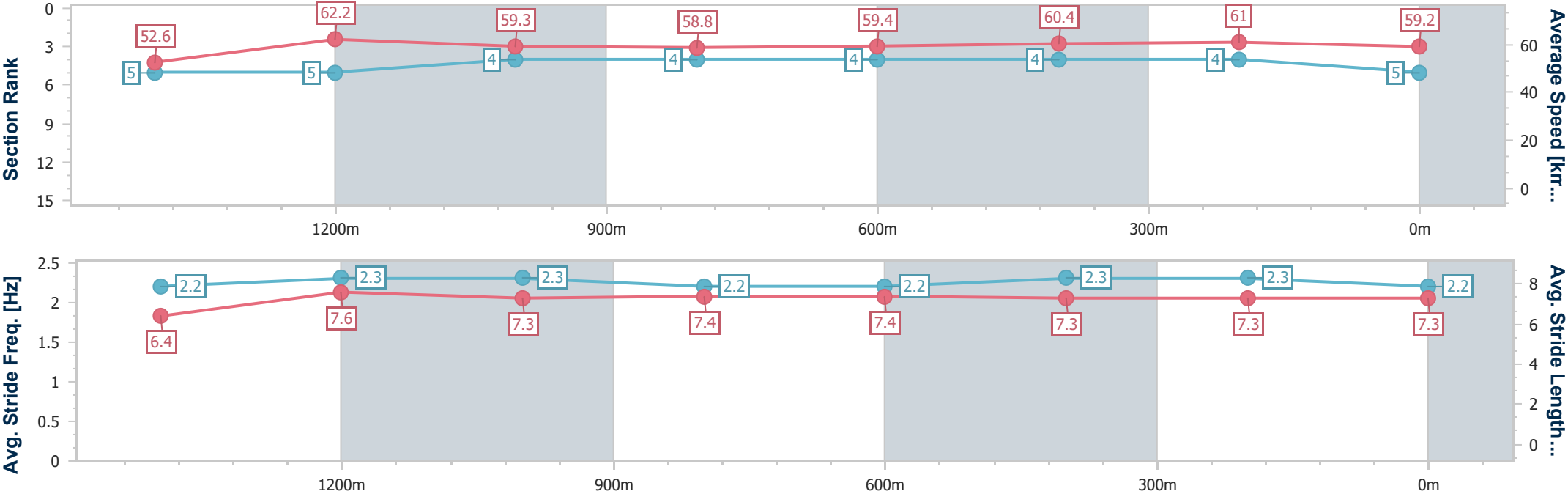
Horse/Jockey Name	Rocked
Final Rank	5
Fastest Section Time (Section)	0:11.57 (1400m)
Top Speed [km/h] (Section)	63.4 (1400m)
Race State	Finished



Ipswich QLD Professional
Race 6: IMPERIAL RACING Class 2 Handicap - 1666m
10 April 2024 - 14:55
Track Rating: Soft 5, Weather: Fine, Rail Position: +3m



Section	Overall	1400m	1200m	1000m	800m	600m	400m	200m					
Section Times	1:42.02 [5] (0:18.21)	1:23.81 [5] (0:11.57)	1:12.24 [5] (0:12.04)	1:00.20 [4] (0:12.27)	0:47.93 [4] (0:12.04)	0:35.89 [4] (0:11.90)	0:23.99 [4] (0:11.79)	0:12.20 [4] (0:12.20)					
Average Speed [km/h]	52.6	62.2	59.3	58.8	59.4	60.4	61.0	59.2					
Top Speed [km/h]	62.9	63.4	60.3	59.0	61.0	61.5	61.5	60.8					
Avg. Dist. to Rail [m]	3.4	0.7	1.0	0.6	0.8	0.6	0.9	0.6					
Avg. Stride Freq. [Hz]	2.2	2.3	2.3	2.2	2.2	2.3	2.3	2.2					
Avg. Stride Length [m]	6.4	7.6	7.3	7.4	7.4	7.3	7.3	7.3					





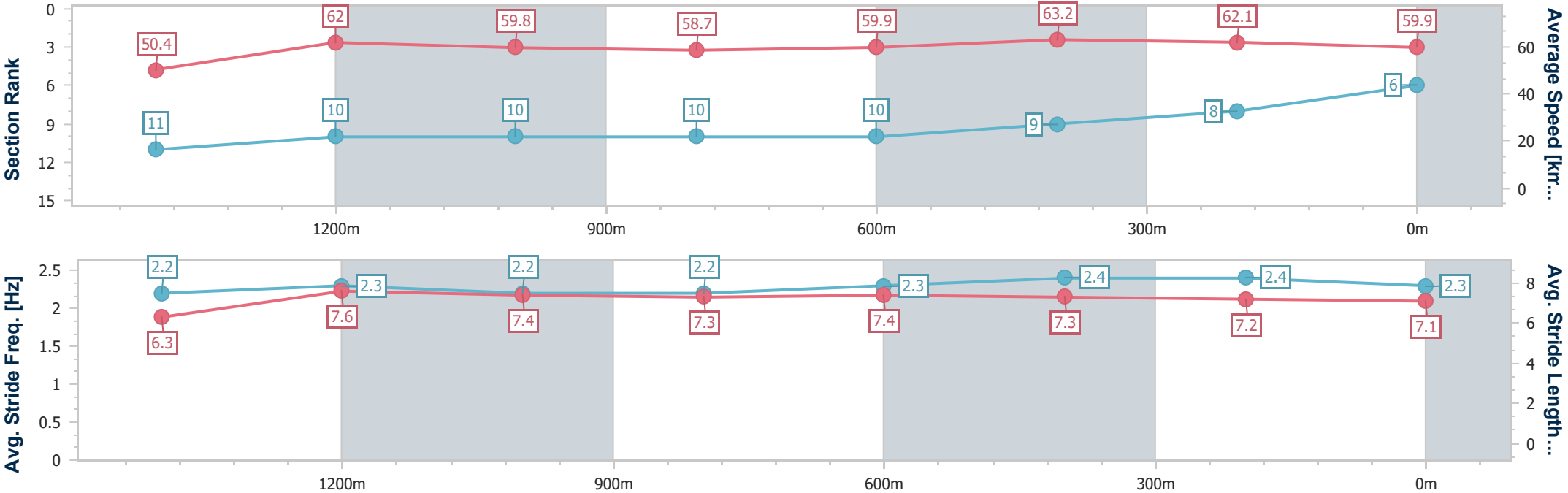
Horse/Jockey Name	Bitoftheblarney
Final Rank	6
Fastest Section Time (Section)	0:11.55 (600m)
Top Speed [km/h] (Section)	64.5 (600m)
Race State	Finished



Ipswich QLD Professional
Race 6: IMPERIAL RACING Class 2 Handicap - 1666m
10 April 2024 - 14:55
Track Rating: Soft 5, Weather: Fine, Rail Position: +3m



Section	Overall	1400m	1200m	1000m	800m	600m	400m	200m					
Section Times	1:42.45 [6] (0:19.01)	1:23.44 [11] (0:11.65)	1:11.79 [10] (0:12.09)	0:59.70 [10] (0:12.27)	0:47.43 [10] (0:12.11)	0:35.32 [10] (0:11.55)	0:23.77 [9] (0:11.73)	0:12.04 [8] (0:12.04)					
Average Speed [km/h]	50.4	62.0	59.8	58.7	59.9	63.2	62.1	59.9					
Top Speed [km/h]	60.1	64.3	62.1	59.7	62.3	64.5	63.9	61.3					
Avg. Dist. to Rail [m]	5.0	0.8	0.8	0.9	0.9	2.7	4.5	5.0					
Avg. Stride Freq. [Hz]	2.2	2.3	2.2	2.2	2.3	2.4	2.4	2.3					
Avg. Stride Length [m]	6.3	7.6	7.4	7.3	7.4	7.3	7.2	7.1					





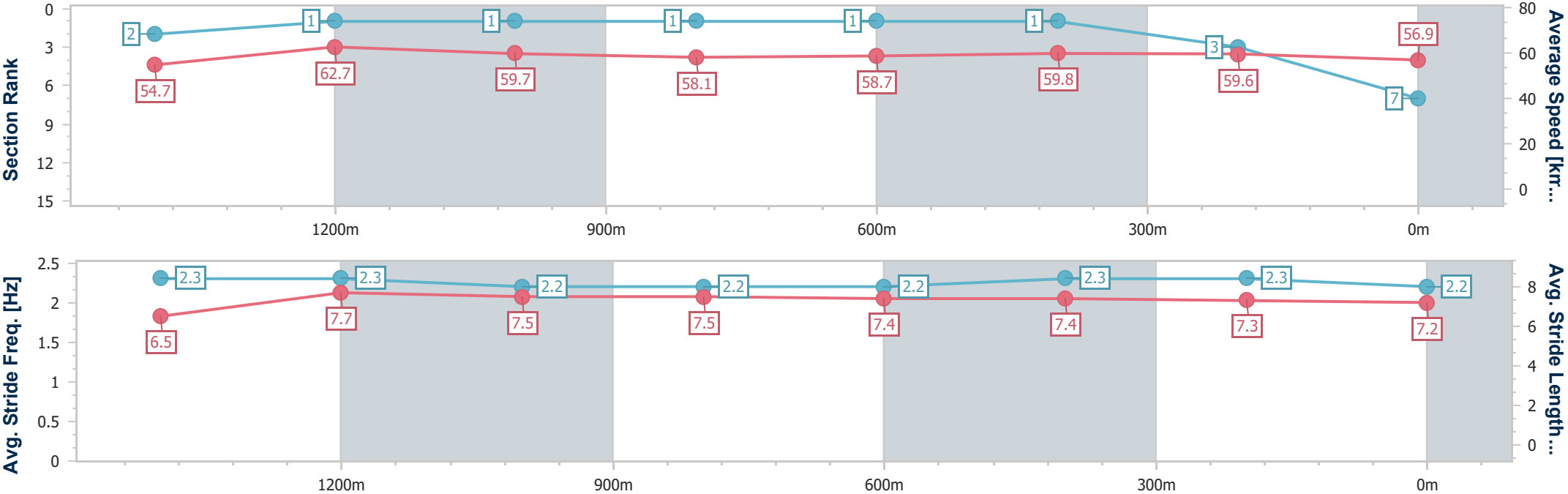
Horse/Jockey Name	Fearless Thinking
Final Rank	7
Fastest Section Time (Section)	0:11.47 (1400m)
Top Speed [km/h] (Section)	67.1 (Overall)
Race State	Finished



Ipswich QLD Professional
Race 6: IMPERIAL RACING Class 2 Handicap - 1666m
10 April 2024 - 14:55
Track Rating: Soft 5, Weather: Fine, Rail Position: +3m



Section	Overall	1400m	1200m	1000m	800m	600m	400m	200m					
Section Times	1:42.50 [7] (0:17.56)	1:24.94 [2] (0:11.47)	1:13.47 [1] (0:12.09)	1:01.38 [1] (0:12.42)	0:48.96 [1] (0:12.22)	0:36.74 [1] (0:11.96)	0:24.78 [1] (0:12.08)	0:12.70 [3] (0:12.70)					
Average Speed [km/h]	54.7	62.7	59.7	58.1	58.7	59.8	59.6	56.9					
Top Speed [km/h]	67.1	65.7	62.6	58.6	59.7	60.5	60.2	58.6					
Avg. Dist. to Rail [m]	7.9	0.4	0.6	0.2	0.8	0.9	0.4	0.6					
Avg. Stride Freq. [Hz]	2.3	2.3	2.2	2.2	2.2	2.3	2.3	2.2					
Avg. Stride Length [m]	6.5	7.7	7.5	7.5	7.4	7.4	7.3	7.2					





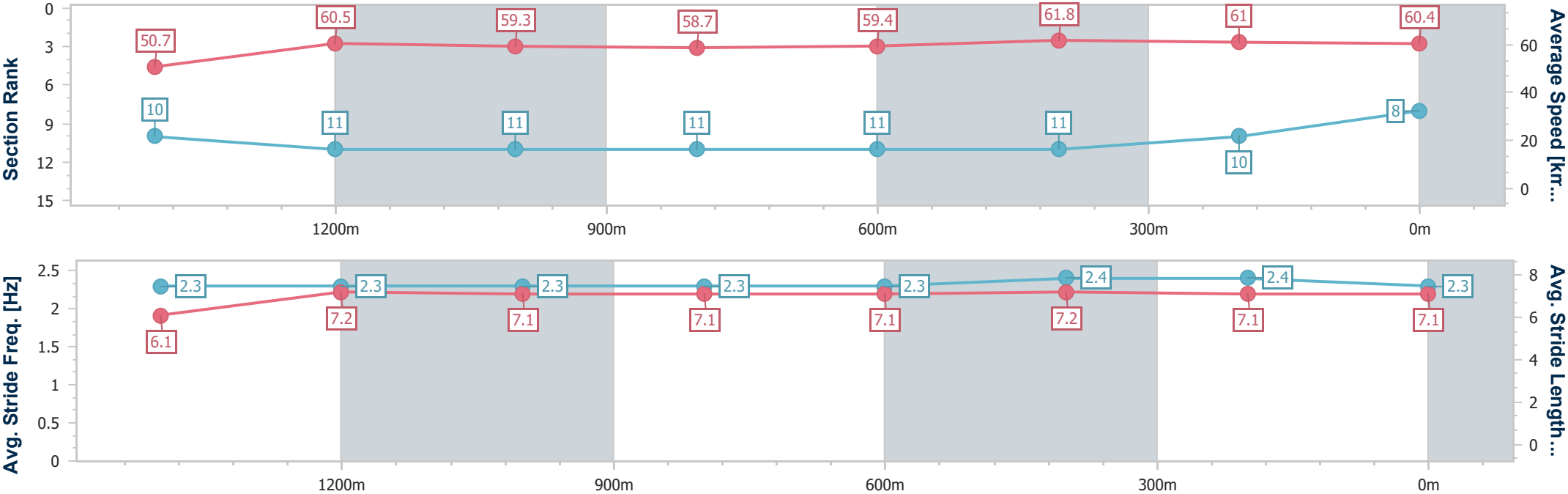
Horse/Jockey Name	Leery
Final Rank	8
Fastest Section Time (Section)	0:11.66 (600m)
Top Speed [km/h] (Section)	62.8 (1400m)
Race State	Finished



Ipswich QLD Professional
Race 6: IMPERIAL RACING Class 2 Handicap - 1666m
10 April 2024 - 14:55
Track Rating: Soft 5, Weather: Fine, Rail Position: +3m



Section	Overall	1400m	1200m	1000m	800m	600m	400m	200m					
Section Times	1:42.58 [8] (0:18.93)	1:23.65 [10] (0:11.83)	1:11.82 [11] (0:12.13)	0:59.69 [11] (0:12.23)	0:47.46 [11] (0:12.10)	0:35.36 [11] (0:11.66)	0:23.70 [11] (0:11.74)	0:11.96 [10] (0:11.96)					
Average Speed [km/h]	50.7	60.5	59.3	58.7	59.4	61.8	61.0	60.4					
Top Speed [km/h]	61.8	62.8	60.9	60.8	60.8	62.4	62.1	61.0					
Avg. Dist. to Rail [m]	1.5	0.7	0.6	0.5	0.4	0.5	1.2	1.4					
Avg. Stride Freq. [Hz]	2.3	2.3	2.3	2.3	2.3	2.4	2.4	2.3					
Avg. Stride Length [m]	6.1	7.2	7.1	7.1	7.1	7.2	7.1	7.1					





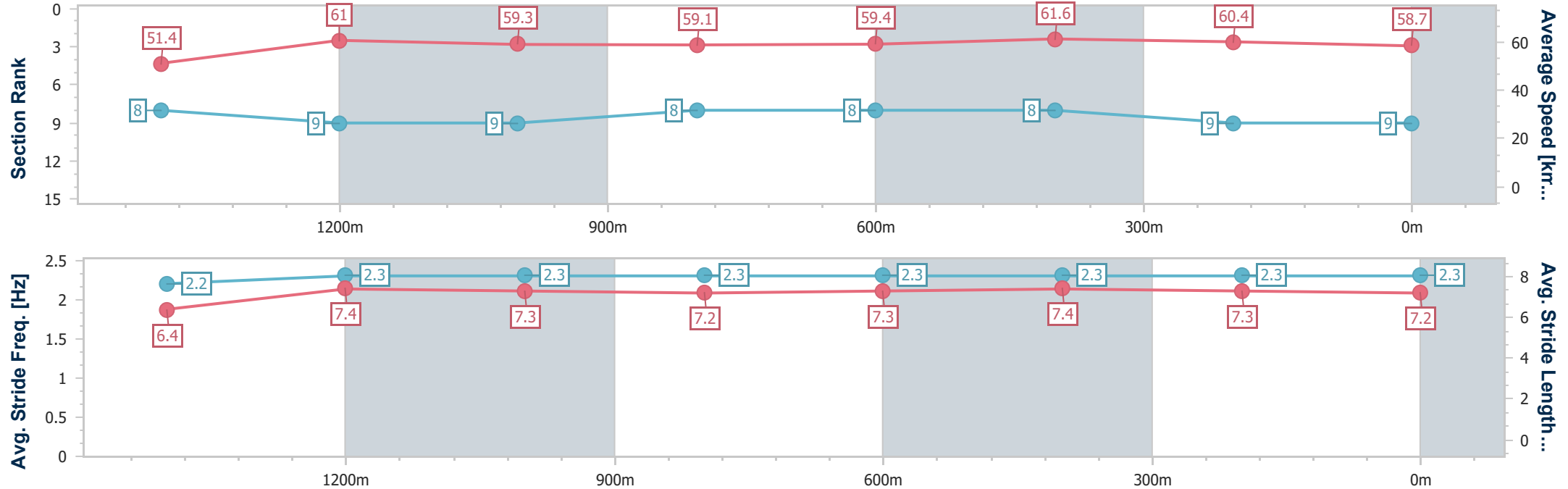
Horse/Jockey Name	Brief Sojourn
Final Rank	9
Fastest Section Time (Section)	0:11.61 (600m)
Top Speed [km/h] (Section)	62.5 (600m)
Race State	Finished



Ipswich QLD Professional
Race 6: IMPERIAL RACING Class 2 Handicap - 1666m
10 April 2024 - 14:55
Track Rating: Soft 5, Weather: Fine, Rail Position: +3m



Section	Overall	1400m	1200m	1000m	800m	600m	400m	200m					
Section Times	1:42.72 [9] (0:18.65)	1:24.07 [8] (0:11.83)	1:12.24 [9] (0:12.11)	1:00.13 [9] (0:12.17)	0:47.96 [8] (0:12.17)	0:35.79 [8] (0:11.61)	0:24.18 [8] (0:11.90)	0:12.28 [9] (0:12.28)					
Average Speed [km/h]	51.4	61.0	59.3	59.1	59.4	61.6	60.4	58.7					
Top Speed [km/h]	61.0	62.4	60.6	60.4	61.2	62.5	61.4	59.4					
Avg. Dist. to Rail [m]	2.3	0.2	0.2	0.3	0.4	0.4	0.4	0.4					
Avg. Stride Freq. [Hz]	2.2	2.3	2.3	2.3	2.3	2.3	2.3	2.3					
Avg. Stride Length [m]	6.4	7.4	7.3	7.2	7.3	7.4	7.3	7.2					





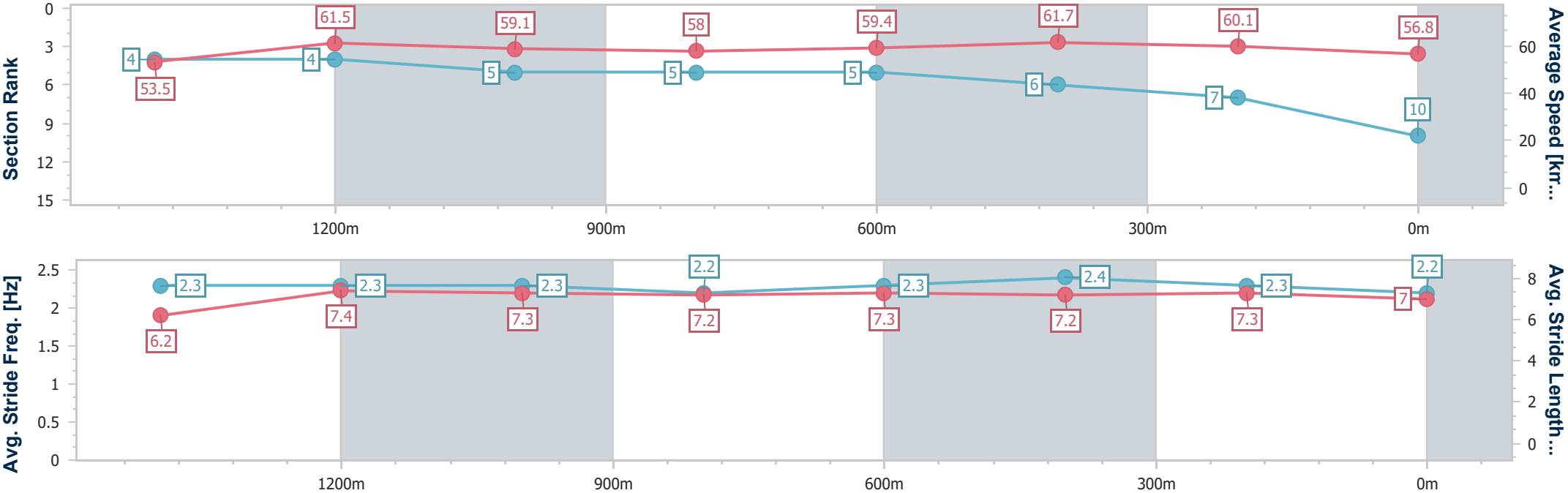
Horse/Jockey Name	Bankroll Babe
Final Rank	10
Fastest Section Time (Section)	0:11.74 (600m)
Top Speed [km/h] (Section)	63.8 (Overall)
Race State	Finished



Ipswich QLD Professional
Race 6: IMPERIAL RACING Class 2 Handicap - 1666m
10 April 2024 - 14:55
Track Rating: Soft 5, Weather: Fine, Rail Position: +3m



Section	Overall	1400m	1200m	1000m	800m	600m	400m	200m					
Section Times	1:42.96 [10] (0:17.95)	1:25.01 [4] (0:11.75)	1:13.26 [4] (0:12.25)	1:01.01 [5] (0:12.40)	0:48.61 [5] (0:12.12)	0:36.49 [5] (0:11.74)	0:24.75 [6] (0:12.04)	0:12.71 [7] (0:12.71)					
Average Speed [km/h]	53.5	61.5	59.1	58.0	59.4	61.7	60.1	56.8					
Top Speed [km/h]	63.8	62.9	60.2	58.8	60.8	63.4	61.6	58.9					
Avg. Dist. to Rail [m]	3.9	0.6	1.1	1.1	0.4	0.8	2.4	3.6					
Avg. Stride Freq. [Hz]	2.3	2.3	2.3	2.2	2.3	2.4	2.3	2.2					
Avg. Stride Length [m]	6.2	7.4	7.3	7.2	7.3	7.2	7.3	7.0					





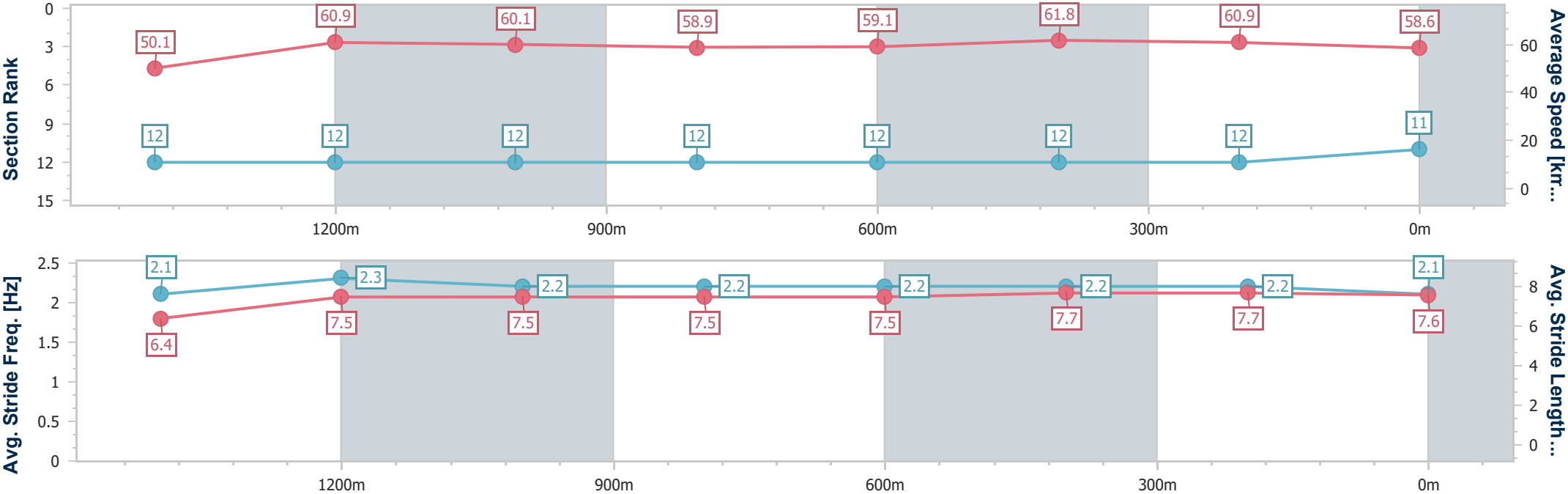
Horse/Jockey Name	Turn Table
Final Rank	11
Fastest Section Time (Section)	0:11.68 (600m)
Top Speed [km/h] (Section)	62.9 (600m)
Race State	Finished



Ipswich QLD Professional
Race 6: IMPERIAL RACING Class 2 Handicap - 1666m
10 April 2024 - 14:55
Track Rating: Soft 5, Weather: Fine, Rail Position: +3m



Section	Overall	1400m	1200m	1000m	800m	600m	400m	200m					
Section Times	1:43.27 [11] (0:19.18)	1:24.09 [12] (0:11.81)	1:12.28 [12] (0:12.00)	1:00.28 [12] (0:12.26)	0:48.02 [12] (0:12.22)	0:35.80 [12] (0:11.68)	0:24.12 [12] (0:11.83)	0:12.29 [12] (0:12.29)					
Average Speed [km/h]	50.1	60.9	60.1	58.9	59.1	61.8	60.9	58.6					
Top Speed [km/h]	60.3	62.8	62.8	60.5	61.6	62.9	61.3	61.0					
Avg. Dist. to Rail [m]	4.0	0.3	0.8	1.1	1.1	0.7	0.4	1.4					
Avg. Stride Freq. [Hz]	2.1	2.3	2.2	2.2	2.2	2.2	2.2	2.1					
Avg. Stride Length [m]	6.4	7.5	7.5	7.5	7.5	7.7	7.7	7.6					





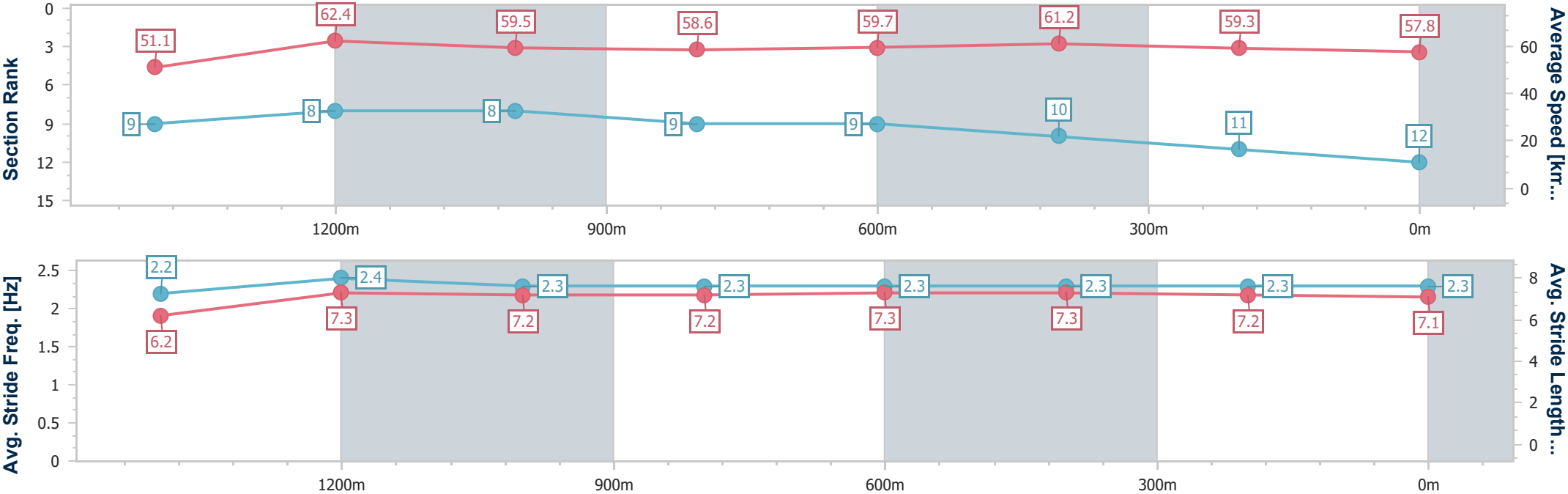
Horse/Jockey Name	Only Love
Final Rank	12
Fastest Section Time (Section)	0:11.56 (1400m)
Top Speed [km/h] (Section)	64.2 (1400m)
Race State	Finished



Ipswich QLD Professional
Race 6: IMPERIAL RACING Class 2 Handicap - 1666m
10 April 2024 - 14:55
Track Rating: Soft 5, Weather: Fine, Rail Position: +3m



Section	Overall	1400m	1200m	1000m	800m	600m	400m	200m					
Section Times	1:43.36 [12] (0:18.78)	1:24.58 [9] (0:11.56)	1:13.02 [8] (0:12.15)	1:00.87 [8] (0:12.31)	0:48.56 [9] (0:12.13)	0:36.43 [9] (0:11.83)	0:24.60 [10] (0:12.16)	0:12.44 [11] (0:12.44)					
Average Speed [km/h]	51.1	62.4	59.5	58.6	59.7	61.2	59.3	57.8					
Top Speed [km/h]	61.0	64.2	61.8	59.5	61.6	62.0	60.1	59.0					
Avg. Dist. to Rail [m]	3.7	0.9	0.9	1.0	0.8	1.1	1.9	3.7					
Avg. Stride Freq. [Hz]	2.2	2.4	2.3	2.3	2.3	2.3	2.3	2.3					
Avg. Stride Length [m]	6.2	7.3	7.2	7.2	7.3	7.3	7.2	7.1					



Ipswich QLD Professional

Race 7: GORDON'S PINK GIN Class 1 Handicap - 1350m

10 April 2024 - 15:30

Track Rating: Soft 5, Weather: Fine, Rail Position: +3m

Section		Overall				1200m	1000m	800m	600m	400m	Last 600m	
Field Times		1:20.88				1:09.68	0:58.64	0:47.23	0:35.58	0:23.81	0:35.58	
		(0:11.20)				(0:11.04)	(0:11.41)	(0:11.65)	(0:11.77)	(0:11.76)		
Rank	TAB	Horse/Jockey	Barrier	Top Speed [km/h]	Fastest Section							Distance Travelled [m]
1	2	QUOTHQUAN	2	65.7	0:11.28	1:20.88 [1]	1:09.03 [12]	0:57.75 [12]	0:46.28 [12]	0:34.62 [12]	0:22.90 [12]	0:34.62
		Cejay Graham		1200m	1200m	(0:11.85)	(0:11.28)	(0:11.47)	(0:11.66)	(0:11.72)	(0:11.51)	
2	11	AITUTAKI	11	67.2	0:10.90	1:21.40 [2]	1:09.79 [9]	0:58.89 [6]	0:47.49 [5]	0:35.75 [5]	0:23.88 [5]	0:35.75 -7
		Michael Cahill		1200m	1200m	(0:11.61)	(0:10.90)	(0:11.40)	(0:11.74)	(0:11.87)	(0:11.72)	
3	4	TWILIGHT ROCK	4	66.6	0:10.97	1:21.60 [3]	1:10.32 [3]	0:59.35 [2]	0:47.95 [1]	0:36.29 [2]	0:24.53 [1]	0:36.29 -8
		Justin Huxtable		1200m	1200m	(0:11.28)	(0:10.97)	(0:11.40)	(0:11.66)	(0:11.76)	(0:11.76)	
4	1	DRIALLE	1	67.8	0:10.98	1:21.61 [4]	1:10.03 [7]	0:59.05 [7]	0:47.58 [8]	0:35.81 [8]	0:24.04 [7]	0:35.81 -4
		Michael Rodd		1200m	1200m	(0:11.58)	(0:10.98)	(0:11.47)	(0:11.77)	(0:11.77)	(0:11.75)	
5	3	TOKYO BANDIT	3	65.5	0:11.18	1:21.70 [5]	1:09.99 [10]	0:58.81 [10]	0:47.37 [10]	0:35.74 [9]	0:23.88 [9]	0:35.74 -3
		Andrew Mallyon		1200m	1200m	(0:11.71)	(0:11.18)	(0:11.44)	(0:11.63)	(0:11.86)	(0:11.83)	
6	14	TOO MUCH MAKEUP	14	65.6	0:11.17	1:21.74 [6]	1:10.54 [1]	0:59.37 [4]	0:47.89 [4]	0:36.37 [3]	0:24.51 [2]	0:36.37 -2
		Micheal Hellyer		1200m	1200m	(0:11.20)	(0:11.17)	(0:11.48)	(0:11.52)	(0:11.86)	(0:11.87)	
7	16	SUKICHE	16	67.4	0:10.93	1:21.96 [7]	1:10.56 [5]	0:59.63 [3]	0:48.01 [6]	0:36.26 [6]	0:24.42 [6]	0:36.26 -8
		Samantha Collett		1200m	1200m	(0:11.40)	(0:10.93)	(0:11.62)	(0:11.75)	(0:11.84)	(0:11.90)	
8	10	SATASHI	10	66.4	0:11.00	1:21.99 [8]	1:10.75 [2]	0:59.75 [1]	0:48.15 [3]	0:36.47 [4]	0:24.65 [4]	0:36.47 -9
		Damien Thornton		1200m	1200m	(0:11.24)	(0:11.00)	(0:11.60)	(0:11.68)	(0:11.82)	(0:11.88)	
9	7	STORM FORCE TEN	7	66.5	0:11.10	1:22.08 [9]	1:10.59 [6]	0:59.49 [8]	0:48.07 [7]	0:36.34 [7]	0:24.41 [8]	0:36.34 -1
		Bailey Wheeler		1200m	1200m	(0:11.49)	(0:11.10)	(0:11.42)	(0:11.73)	(0:11.93)	(0:12.03)	
10	5	RED VICAR	5	65.0	0:11.21	1:22.35 [10]	1:10.60 [11]	0:59.39 [11]	0:47.83 [11]	0:36.11 [11]	0:24.48 [10]	0:36.11 -7
		James Orman		1200m	1200m	(0:11.75)	(0:11.21)	(0:11.56)	(0:11.72)	(0:11.63)	(0:12.00)	

Scratched: Cartwheels (#9), Liqueur Gold (#13), Doyle (#6), Thought Crime (#15)



Ipswich QLD Professional
Race 7: GORDON'S PINK GIN Class 1 Handicap - 1350m
10 April 2024 - 15:30



Track Rating: Soft 5, Weather: Fine, Rail Position: +3m

Section						Overall	1200m	1000m	800m	600m	400m	Last 600m	
Field Times						1:20.88 (0:11.20)	1:09.68 (0:11.04)	0:58.64 (0:11.41)	0:47.23 (0:11.65)	0:35.58 (0:11.77)	0:23.81 (0:11.76)	0:35.58	
Rank	TAB	Horse/Jockey	Barrier	Top Speed [km/h]	Fastest Section								Distance Travelled [m]
11	12	ANATINI	12	66.7	0:11.01	1:22.44 [11]	1:11.05 [4]	1:00.04 [5]	0:48.71 [2]	0:37.14 [1]	0:25.21 [2]	0:37.14	-5
		Georgina Cartwright		1200m	1200m	(0:11.39)	(0:11.01)	(0:11.33)	(0:11.57)	(0:11.93)	(0:12.26)		
12	8	SING A RAINBOW	8	66.1	0:11.09	1:22.77 [12]	1:11.17 [8]	1:00.08 [9]	0:48.53 [9]	0:36.70 [10]	0:24.82 [11]	0:36.70	-5
		Jim Byrne		1200m	1200m	(0:11.60)	(0:11.09)	(0:11.55)	(0:11.83)	(0:11.88)	(0:12.14)		

Scratched: Cartwheels (#9), Liqueur Gold (#13), Doyle (#6), Thought Crime (#15)



Ipswich QLD Professional
Race 7: GORDON'S PINK GIN Class 1 Handicap - 1350m
10 April 2024 - 15:30



Track Rating: Soft 5, Weather: Fine, Rail Position: +3m

Section Field Times				200m 0:12.05 (0:12.05)		Last 600m 0:35.58			
Rank	TAB	Horse/Jockey	Barrier	Top Speed [km/h]	Fastest Section	Margin			Distance Travelled [m]
1	2	QUOTHQUAN	2	65.7	0:11.28	0:11.39 [7]	1:20.88		0:34.62
		Cejay Graham		1200m	1200m	(0:11.39)			
2	11	AITUTAKI	11	67.2	0:10.90	0:12.16 [4]	3L		0:35.75 -7
		Michael Cahill		1200m	1200m	(0:12.16)			
3	4	TWILIGHT ROCK	4	66.6	0:10.97	0:12.77 [1]	4L		0:36.29 -8
		Justin Huxtable		1200m	1200m	(0:12.77)			
4	1	DRIALLE	1	67.8	0:10.98	0:12.29 [5]	4.1L		0:35.81 -4
		Michael Rodd		1200m	1200m	(0:12.29)			
5	3	TOKYO BANDIT	3	65.5	0:11.18	0:12.05 [9]	4.6L		0:35.74 -3
		Andrew Mallyon		1200m	1200m	(0:12.05)			
6	14	TOO MUCH MAKEUP	14	65.6	0:11.17	0:12.64 [2]	4.8L		0:36.37 -2
		Micheal Hellyer		1200m	1200m	(0:12.64)			
7	16	SUKICHE	16	67.4	0:10.93	0:12.52 [6]	6.1L		0:36.26 -8
		Samantha Collett		1200m	1200m	(0:12.52)			
8	10	SATASHI	10	66.4	0:11.00	0:12.77 [3]	6.3L		0:36.47 -9
		Damien Thornton		1200m	1200m	(0:12.77)			
9	7	STORM FORCE TEN	7	66.5	0:11.10	0:12.38 [10]	6.8L		0:36.34 -1
		Bailey Wheeler		1200m	1200m	(0:12.38)			
10	5	RED VICAR	5	65.0	0:11.21	0:12.48 [11]	8.3L		0:36.11 -7
		James Orman		1200m	1200m	(0:12.48)			

Scratched: Cartwheels (#9), Liqueur Gold (#13), Doyle (#6), Thought Crime (#15)



Ipswich QLD Professional
Race 7: GORDON'S PINK GIN Class 1 Handicap - 1350m
10 April 2024 - 15:30



Track Rating: Soft 5, Weather: Fine, Rail Position: +3m

Section						200m		Last 600m	
Field Times						0:12.05 (0:12.05)		0:35.58	
Rank	TAB	Horse/Jockey	Barrier	Top Speed [km/h]	Fastest Section	Margin		Distance Travelled [m]	
11	12	ANATINI	12	66.7	0:11.01	0:12.95 [8]	8.8L	0:37.14	-5
		Georgina Cartwright		1200m	1200m	(0:12.95)			
12	8	SING A RAINBOW	8	66.1	0:11.09	0:12.68 [12]	10.6L	0:36.70	-5
		Jim Byrne		1200m	1200m	(0:12.68)			

Scratched: Cartwheels (#9), Liqueur Gold (#13), Doyle (#6), Thought Crime (#15)



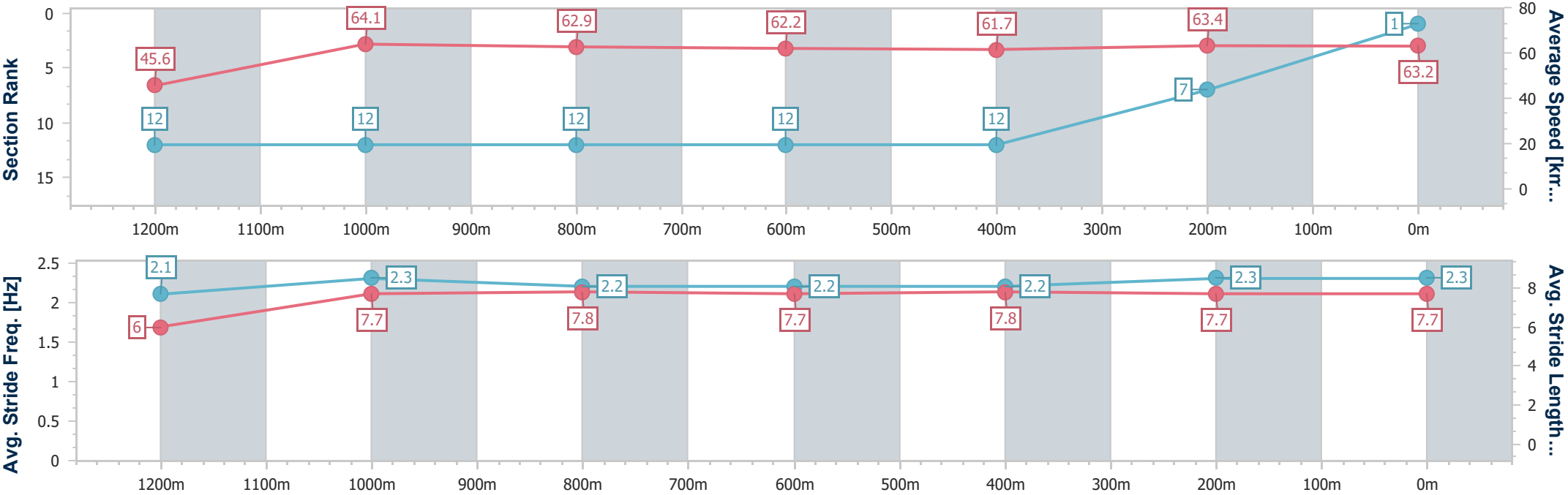
Horse/Jockey Name	Quothquan
Final Rank	1
Fastest Section Time (Section)	0:11.28 (1200m)
Top Speed [km/h] (Section)	65.7 (1200m)
Race State	Finished



Ipswich QLD Professional
Race 7: GORDON'S PINK GIN Class 1 Handicap - 1350m
10 April 2024 - 15:30
Track Rating: Soft 5, Weather: Fine, Rail Position: +3m



Section	Overall	1200m	1000m	800m	600m	400m	200m						
Section Times	1:20.88 [1] (0:11.85)	1:09.03 [12] (0:11.28)	0:57.75 [12] (0:11.47)	0:46.28 [12] (0:11.66)	0:34.62 [12] (0:11.72)	0:22.90 [12] (0:11.51)	0:11.39 [7] (0:11.39)						
Average Speed [km/h]	45.6	64.1	62.9	62.2	61.7	63.4	63.2						
Top Speed [km/h]	62.4	65.7	64.8	63.5	62.8	64.1	64.3						
Avg. Dist. to Rail [m]	9.7	2.3	1.7	0.9	1.7	4.0	7.3						
Avg. Stride Freq. [Hz]	2.1	2.3	2.2	2.2	2.2	2.3	2.3						
Avg. Stride Length [m]	6.0	7.7	7.8	7.7	7.8	7.7	7.7						





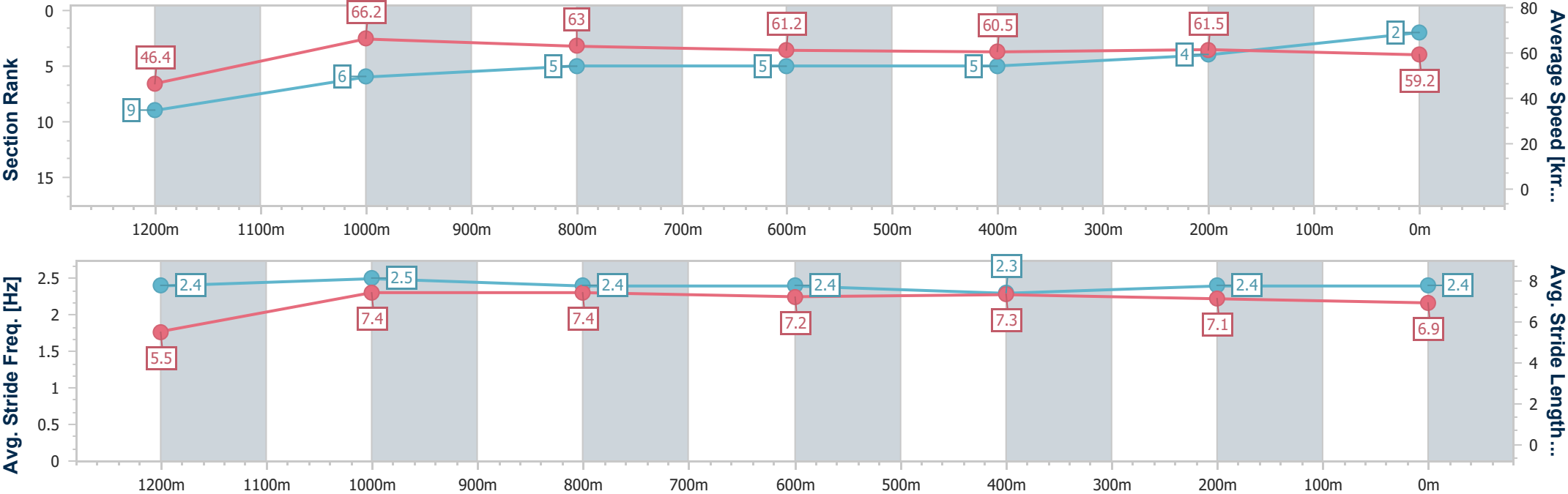
Horse/Jockey Name	Aitutaki
Final Rank	2
Fastest Section Time (Section)	0:10.90 (1200m)
Top Speed [km/h] (Section)	67.2 (1200m)
Race State	Finished



Ipswich QLD Professional
Race 7: GORDON'S PINK GIN Class 1 Handicap - 1350m
10 April 2024 - 15:30
Track Rating: Soft 5, Weather: Fine, Rail Position: +3m



Section	Overall	1200m	1000m	800m	600m	400m	200m						
Section Times	1:21.40 [2] (0:11.61)	1:09.79 [9] (0:10.90)	0:58.89 [6] (0:11.40)	0:47.49 [5] (0:11.74)	0:35.75 [5] (0:11.87)	0:23.88 [5] (0:11.72)	0:12.16 [4]						
Average Speed [km/h]	46.4	66.2	63.0	61.2	60.5	61.5	59.2						
Top Speed [km/h]	65.8	67.2	65.1	62.5	61.7	62.9	61.3						
Avg. Dist. to Rail [m]	1.6	0.9	0.4	1.0	0.7	1.7	2.9						
Avg. Stride Freq. [Hz]	2.4	2.5	2.4	2.4	2.3	2.4	2.4						
Avg. Stride Length [m]	5.5	7.4	7.4	7.2	7.3	7.1	6.9						





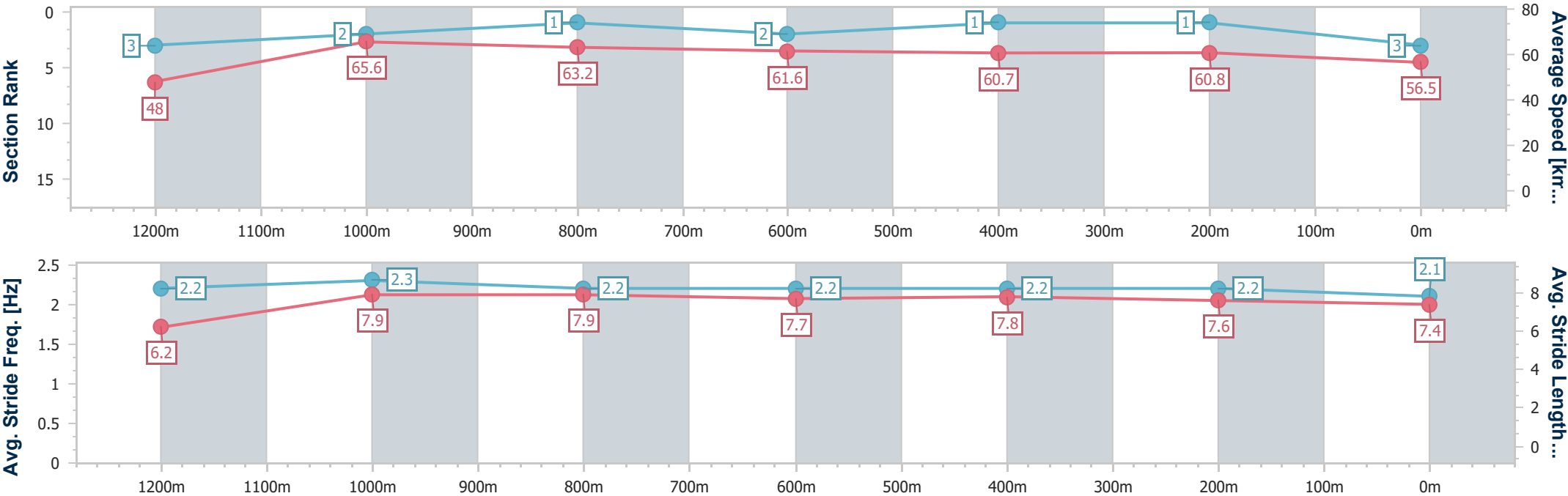
Horse/Jockey Name	Twilight Rock
Final Rank	3
Fastest Section Time (Section)	0:10.97 (1200m)
Top Speed [km/h] (Section)	66.6 (1200m)
Race State	Finished



Ipswich QLD Professional
Race 7: GORDON'S PINK GIN Class 1 Handicap - 1350m
10 April 2024 - 15:30
Track Rating: Soft 5, Weather: Fine, Rail Position: +3m



Section	Overall	1200m	1000m	800m	600m	400m	200m						
Section Times	1:21.60 [3] (0:11.28)	1:10.32 [3] (0:10.97)	0:59.35 [2] (0:11.40)	0:47.95 [1] (0:11.66)	0:36.29 [2] (0:11.76)	0:24.53 [1] (0:11.76)	0:12.77 [1] (0:12.77)						
Average Speed [km/h]	48.0	65.6	63.2	61.6	60.7	60.8	56.5						
Top Speed [km/h]	65.9	66.6	64.7	62.6	61.6	62.0	58.7						
Avg. Dist. to Rail [m]	8.4	2.9	0.9	0.5	1.6	1.1	1.0						
Avg. Stride Freq. [Hz]	2.2	2.3	2.2	2.2	2.2	2.2	2.1						
Avg. Stride Length [m]	6.2	7.9	7.9	7.7	7.8	7.6	7.4						





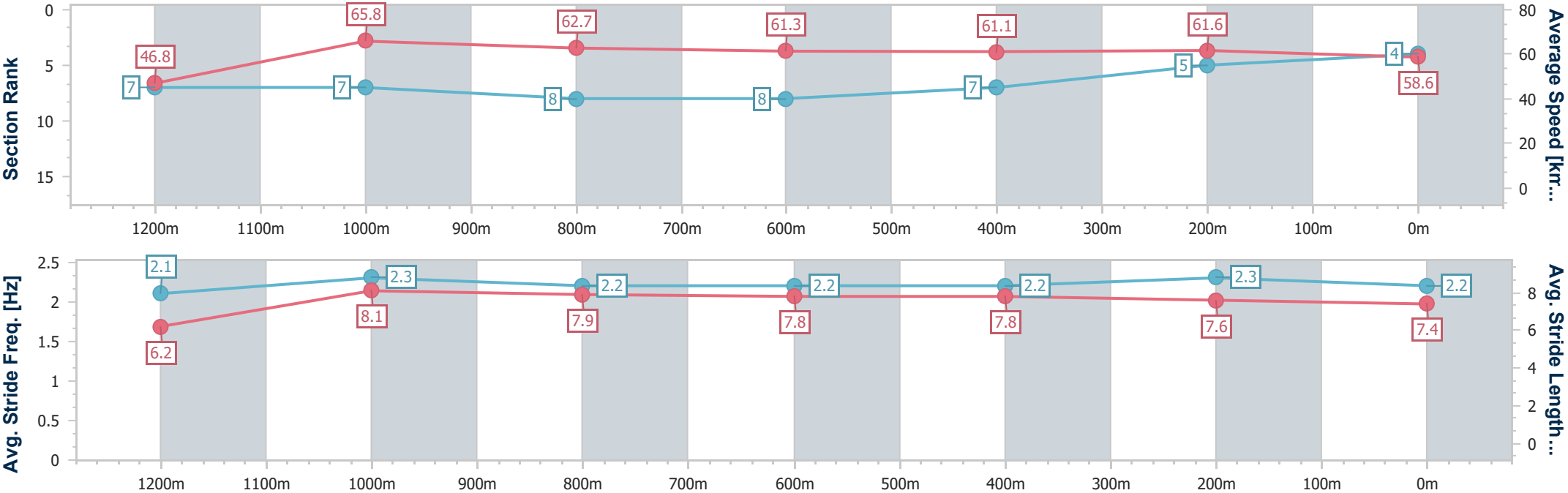
Horse/Jockey Name	Drialle
Final Rank	4
Fastest Section Time (Section)	0:10.98 (1200m)
Top Speed [km/h] (Section)	67.8 (1200m)
Race State	Finished



Ipswich QLD Professional
Race 7: GORDON'S PINK GIN Class 1 Handicap - 1350m
10 April 2024 - 15:30
Track Rating: Soft 5, Weather: Fine, Rail Position: +3m



Section	Overall	1200m	1000m	800m	600m	400m	200m						
Section Times	1:21.61 [4] (0:11.58)	1:10.03 [7] (0:10.98)	0:59.05 [7] (0:11.47)	0:47.58 [8] (0:11.77)	0:35.81 [8] (0:11.77)	0:24.04 [7] (0:11.75)	0:12.29 [5] (0:12.29)						
Average Speed [km/h]	46.8	65.8	62.7	61.3	61.1	61.6	58.6						
Top Speed [km/h]	63.0	67.8	64.4	63.4	62.2	62.1	61.3						
Avg. Dist. to Rail [m]	3.6	1.6	0.6	0.3	0.4	2.3	3.3						
Avg. Stride Freq. [Hz]	2.1	2.3	2.2	2.2	2.2	2.3	2.2						
Avg. Stride Length [m]	6.2	8.1	7.9	7.8	7.8	7.6	7.4						





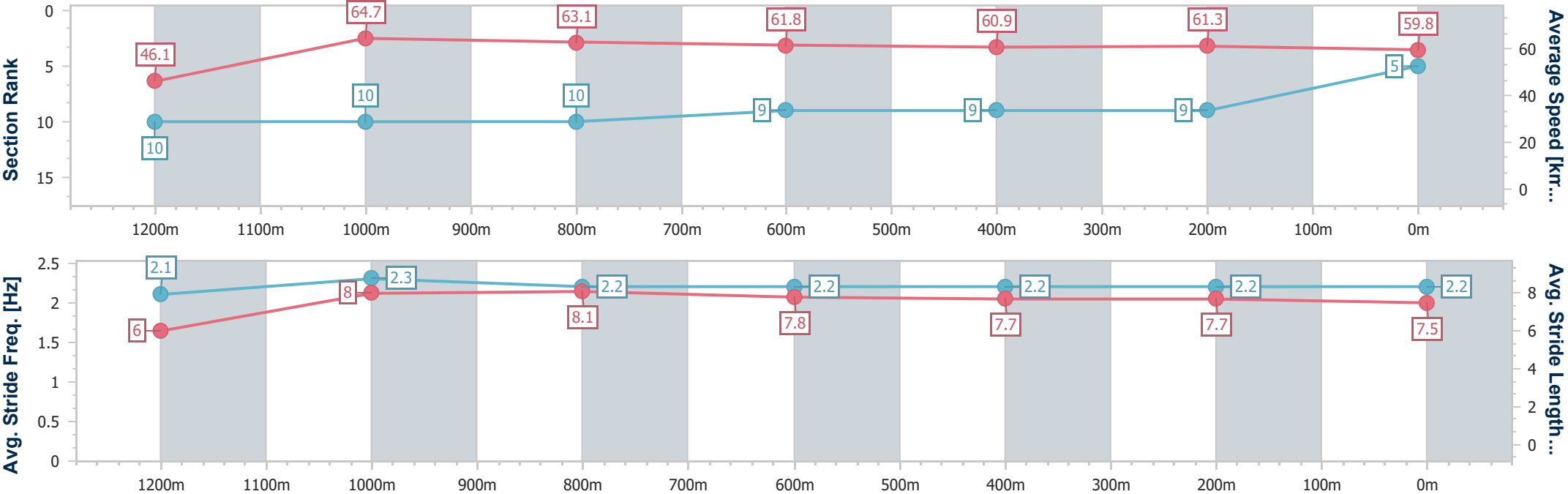
Horse/Jockey Name	Tokyo Bandit
Final Rank	5
Fastest Section Time (Section)	0:11.18 (1200m)
Top Speed [km/h] (Section)	65.5 (1200m)
Race State	Finished



Ipswich QLD Professional
Race 7: GORDON'S PINK GIN Class 1 Handicap - 1350m
10 April 2024 - 15:30
Track Rating: Soft 5, Weather: Fine, Rail Position: +3m



Section	Overall	1200m	1000m	800m	600m	400m	200m						
Section Times	1:21.70 [5] (0:11.71)	1:09.99 [10] (0:11.18)	0:58.81 [10] (0:11.44)	0:47.37 [10] (0:11.63)	0:35.74 [9] (0:11.86)	0:23.88 [9] (0:11.83)	0:12.05 [9] (0:12.05)						
Average Speed [km/h]	46.1	64.7	63.1	61.8	60.9	61.3	59.8						
Top Speed [km/h]	63.2	65.5	64.7	62.8	61.6	61.5	61.9						
Avg. Dist. to Rail [m]	11.0	3.4	1.0	0.2	0.7	1.9	4.1						
Avg. Stride Freq. [Hz]	2.1	2.3	2.2	2.2	2.2	2.2	2.2						
Avg. Stride Length [m]	6.0	8.0	8.1	7.8	7.7	7.7	7.5						





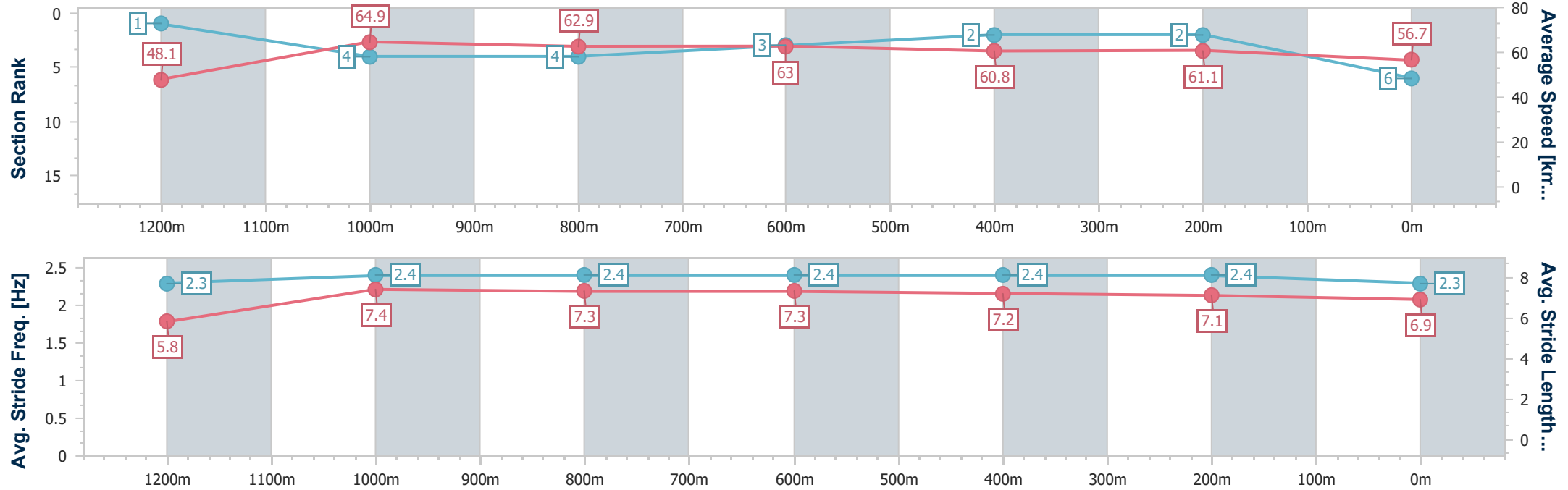
Horse/Jockey Name	Too Much Makeup
Final Rank	6
Fastest Section Time (Section)	0:11.17 (1200m)
Top Speed [km/h] (Section)	65.6 (1200m)
Race State	Finished



Ipswich QLD Professional
Race 7: GORDON'S PINK GIN Class 1 Handicap - 1350m
10 April 2024 - 15:30
Track Rating: Soft 5, Weather: Fine, Rail Position: +3m



Section	Overall	1200m	1000m	800m	600m	400m	200m						
Section Times	1:21.74 [6] (0:11.20)	1:10.54 [1] (0:11.17)	0:59.37 [4] (0:11.48)	0:47.89 [4] (0:11.52)	0:36.37 [3] (0:11.86)	0:24.51 [2] (0:11.87)	0:12.64 [2] (0:12.64)						
Average Speed [km/h]	48.1	64.9	62.9	63.0	60.8	61.1	56.7						
Top Speed [km/h]	64.7	65.6	64.5	63.8	62.2	62.3	59.9						
Avg. Dist. to Rail [m]	7.0	3.1	2.8	1.2	0.7	1.2	1.5						
Avg. Stride Freq. [Hz]	2.3	2.4	2.4	2.4	2.4	2.4	2.3						
Avg. Stride Length [m]	5.8	7.4	7.3	7.3	7.2	7.1	6.9						





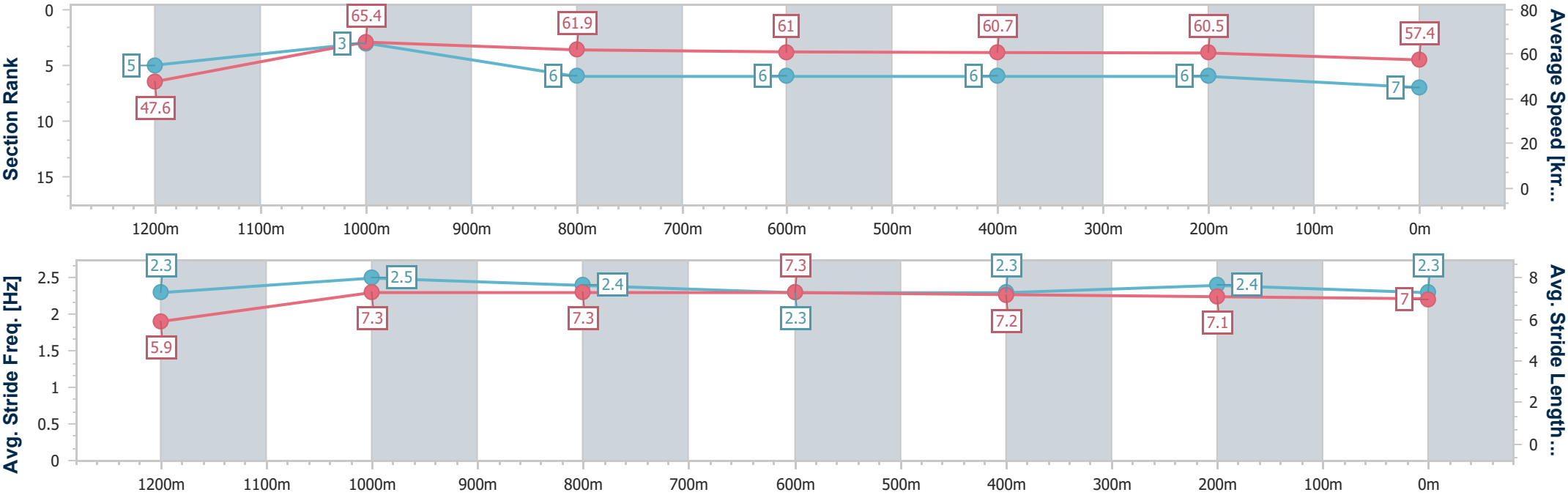
Horse/Jockey Name	Sukiche
Final Rank	7
Fastest Section Time (Section)	0:10.93 (1200m)
Top Speed [km/h] (Section)	67.4 (1200m)
Race State	Finished



Ipswich QLD Professional
Race 7: GORDON'S PINK GIN Class 1 Handicap - 1350m
10 April 2024 - 15:30
Track Rating: Soft 5, Weather: Fine, Rail Position: +3m



Section	Overall	1200m	1000m	800m	600m	400m	200m						
Section Times	1:21.96 [7] (0:11.40)	1:10.56 [5] (0:10.93)	0:59.63 [3] (0:11.62)	0:48.01 [6] (0:11.75)	0:36.26 [6] (0:11.84)	0:24.42 [6] (0:11.90)	0:12.52 [6] (0:12.52)						
Average Speed [km/h]	47.6	65.4	61.9	61.0	60.7	60.5	57.4						
Top Speed [km/h]	64.1	67.4	64.0	62.2	62.1	61.1	60.0						
Avg. Dist. to Rail [m]	2.2	1.7	1.2	0.7	0.3	0.3	2.4						
Avg. Stride Freq. [Hz]	2.3	2.5	2.4	2.3	2.3	2.4	2.3						
Avg. Stride Length [m]	5.9	7.3	7.3	7.3	7.2	7.1	7.0						





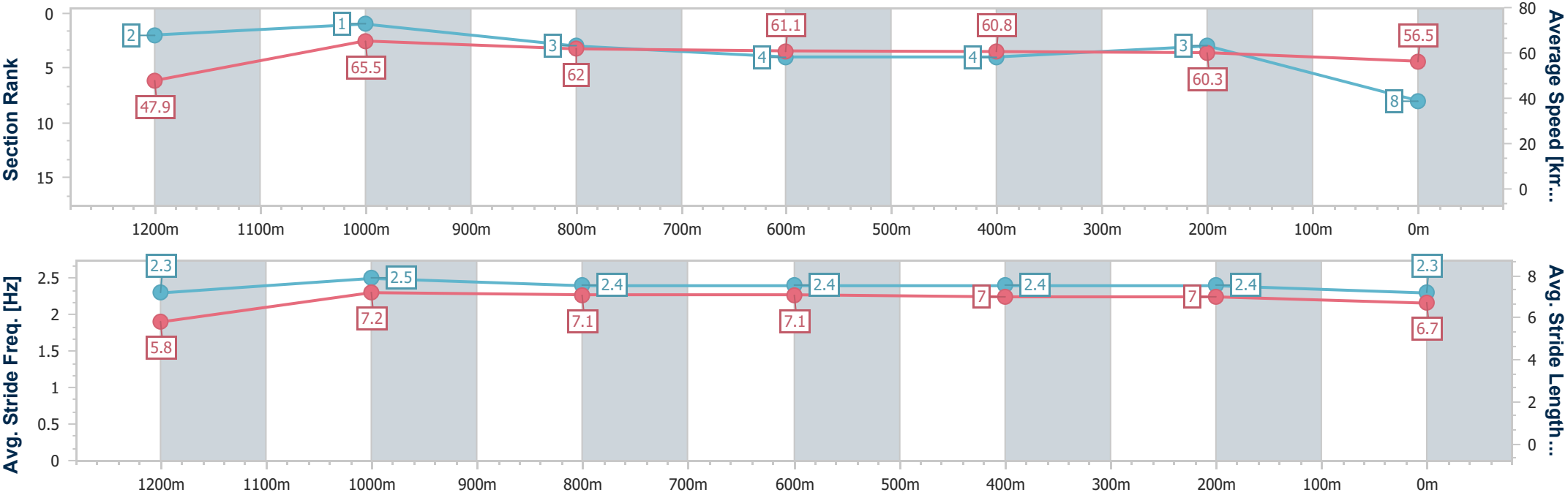
Horse/Jockey Name	Satashi
Final Rank	8
Fastest Section Time (Section)	0:11.00 (1200m)
Top Speed [km/h] (Section)	66.4 (1200m)
Race State	Finished



Ipswich QLD Professional
Race 7: GORDON'S PINK GIN Class 1 Handicap - 1350m
10 April 2024 - 15:30
Track Rating: Soft 5, Weather: Fine, Rail Position: +3m



Section	Overall	1200m	1000m	800m	600m	400m	200m						
Section Times	1:21.99 [8] (0:11.24)	1:10.75 [2] (0:11.00)	0:59.75 [1] (0:11.60)	0:48.15 [3] (0:11.68)	0:36.47 [4] (0:11.82)	0:24.65 [4] (0:11.88)	0:12.77 [3] (0:12.77)						
Average Speed [km/h]	47.9	65.5	62.0	61.1	60.8	60.3	56.5						
Top Speed [km/h]	65.4	66.4	64.5	61.6	61.7	61.3	59.9						
Avg. Dist. to Rail [m]	5.9	1.1	0.6	1.5	1.3	0.4	0.5						
Avg. Stride Freq. [Hz]	2.3	2.5	2.4	2.4	2.4	2.4	2.3						
Avg. Stride Length [m]	5.8	7.2	7.1	7.1	7.0	7.0	6.7						





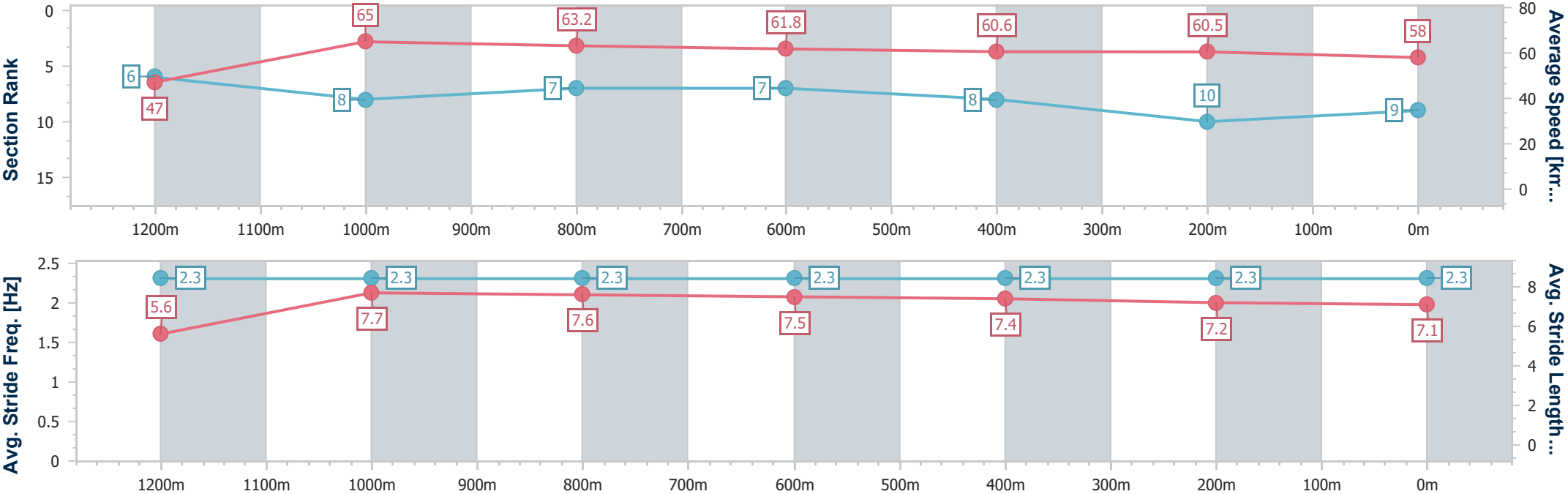
Horse/Jockey Name	Storm Force Ten
Final Rank	9
Fastest Section Time (Section)	0:11.10 (1200m)
Top Speed [km/h] (Section)	66.5 (1200m)
Race State	Finished



Ipswich QLD Professional
Race 7: GORDON'S PINK GIN Class 1 Handicap - 1350m
10 April 2024 - 15:30
Track Rating: Soft 5, Weather: Fine, Rail Position: +3m



Section	Overall	1200m	1000m	800m	600m	400m	200m						
Section Times	1:22.08 [9] (0:11.49)	1:10.59 [6] (0:11.10)	0:59.49 [8] (0:11.42)	0:48.07 [7] (0:11.73)	0:36.34 [7] (0:11.93)	0:24.41 [8] (0:12.03)	0:12.38 [10] (0:12.38)						
Average Speed [km/h]	47.0	65.0	63.2	61.8	60.6	60.5	58.0						
Top Speed [km/h]	64.8	66.5	64.5	63.0	61.4	62.0	60.8						
Avg. Dist. to Rail [m]	6.4	3.0	1.7	1.2	1.2	3.0	4.8						
Avg. Stride Freq. [Hz]	2.3	2.3	2.3	2.3	2.3	2.3	2.3						
Avg. Stride Length [m]	5.6	7.7	7.6	7.5	7.4	7.2	7.1						





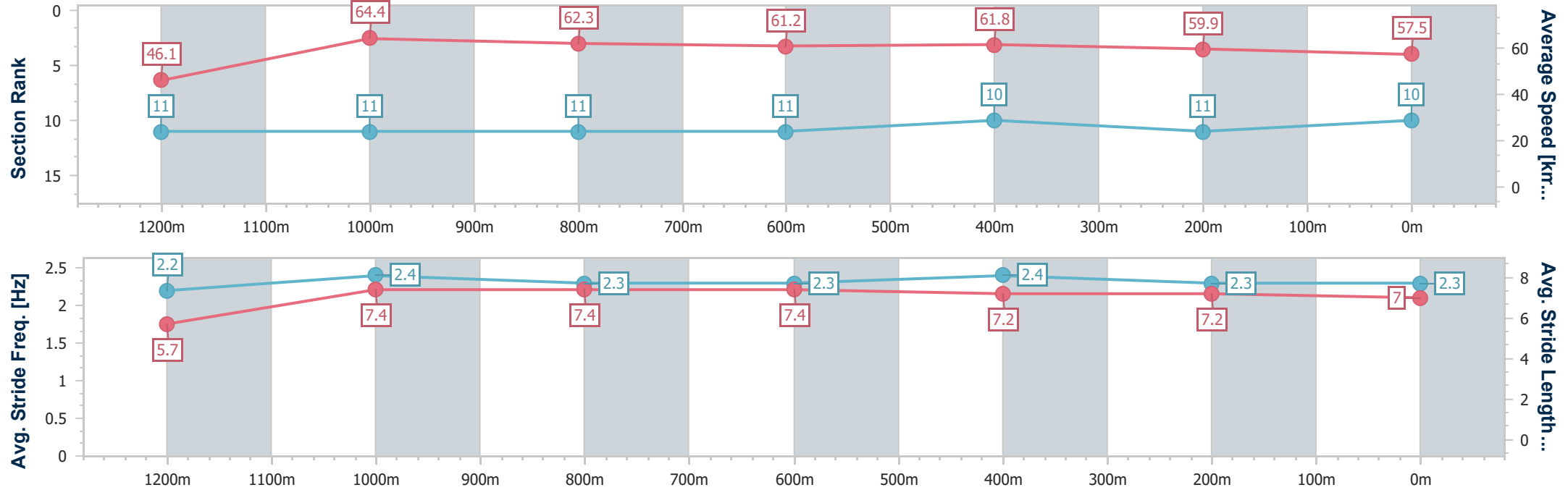
Horse/Jockey Name	Red Vicar
Final Rank	10
Fastest Section Time (Section)	0:11.21 (1200m)
Top Speed [km/h] (Section)	65.0 (1200m)
Race State	Finished



Ipswich QLD Professional
Race 7: GORDON'S PINK GIN Class 1 Handicap - 1350m
10 April 2024 - 15:30
Track Rating: Soft 5, Weather: Fine, Rail Position: +3m



Section	Overall	1200m	1000m	800m	600m	400m	200m						
Section Times	1:22.35 [10] (0:11.75)	1:10.60 [11] (0:11.21)	0:59.39 [11] (0:11.56)	0:47.83 [11] (0:11.72)	0:36.11 [11] (0:11.63)	0:24.48 [10] (0:12.00)	0:12.48 [11] (0:12.48)						
Average Speed [km/h]	46.1	64.4	62.3	61.2	61.8	59.9	57.5						
Top Speed [km/h]	64.7	65.0	63.7	62.4	62.7	61.3	59.4						
Avg. Dist. to Rail [m]	3.8	0.2	0.2	0.5	0.7	0.5	0.4						
Avg. Stride Freq. [Hz]	2.2	2.4	2.3	2.3	2.4	2.3	2.3						
Avg. Stride Length [m]	5.7	7.4	7.4	7.4	7.2	7.2	7.0						





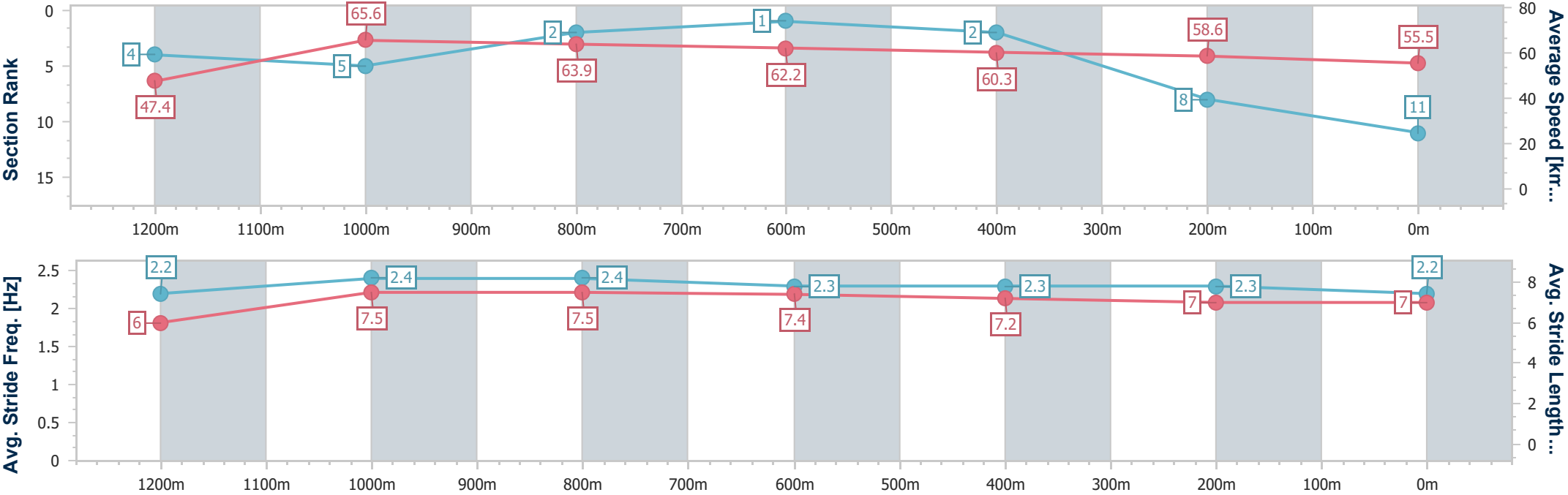
Horse/Jockey Name	Anatini
Final Rank	11
Fastest Section Time (Section)	0:11.01 (1200m)
Top Speed [km/h] (Section)	66.7 (1200m)
Race State	Finished



Ipswich QLD Professional
Race 7: GORDON'S PINK GIN Class 1 Handicap - 1350m
10 April 2024 - 15:30
Track Rating: Soft 5, Weather: Fine, Rail Position: +3m



Section	Overall	1200m	1000m	800m	600m	400m	200m						
Section Times	1:22.44 [11] (0:11.39)	1:11.05 [4] (0:11.01)	1:00.04 [5] (0:11.33)	0:48.71 [2] (0:11.57)	0:37.14 [1] (0:11.93)	0:25.21 [2] (0:12.26)	0:12.95 [8] (0:12.95)						
Average Speed [km/h]	47.4	65.6	63.9	62.2	60.3	58.6	55.5						
Top Speed [km/h]	65.0	66.7	65.0	63.6	61.7	60.1	57.4						
Avg. Dist. to Rail [m]	5.0	2.2	1.8	0.5	0.5	0.6	1.6						
Avg. Stride Freq. [Hz]	2.2	2.4	2.4	2.3	2.3	2.3	2.2						
Avg. Stride Length [m]	6.0	7.5	7.5	7.4	7.2	7.0	7.0						





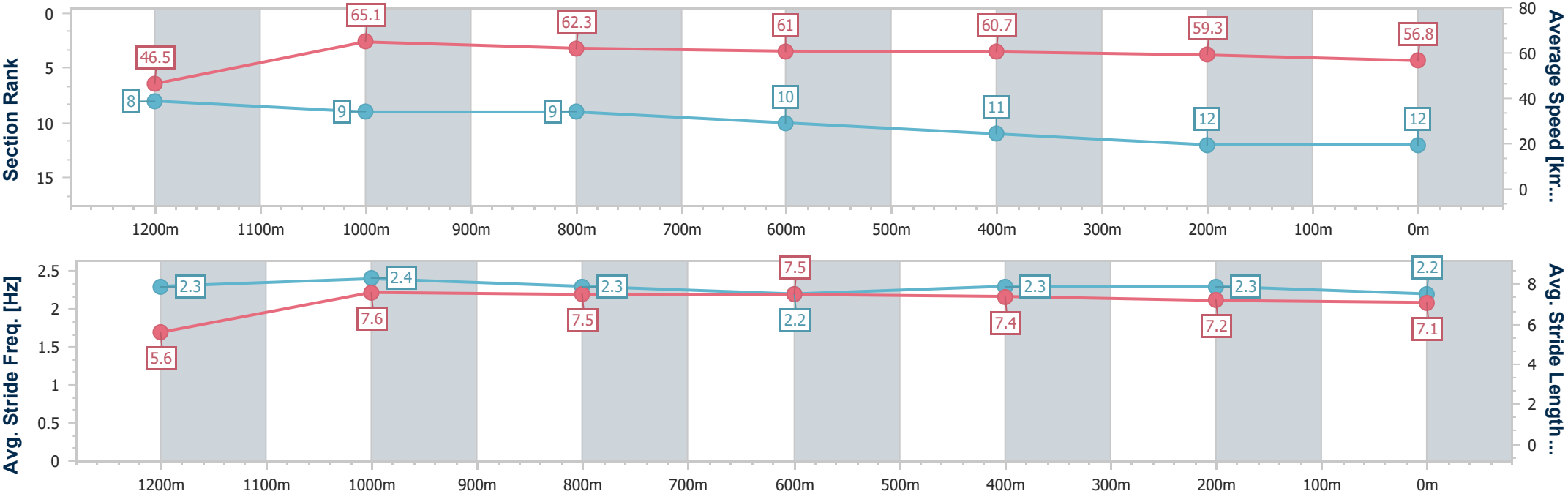
Horse/Jockey Name	Sing A Rainbow
Final Rank	12
Fastest Section Time (Section)	0:11.09 (1200m)
Top Speed [km/h] (Section)	66.1 (1200m)
Race State	Finished



Ipswich QLD Professional
Race 7: GORDON'S PINK GIN Class 1 Handicap - 1350m
10 April 2024 - 15:30
Track Rating: Soft 5, Weather: Fine, Rail Position: +3m



Section	Overall	1200m	1000m	800m	600m	400m	200m						
Section Times	1:22.77 [12] (0:11.60)	1:11.17 [8] (0:11.09)	1:00.08 [9] (0:11.55)	0:48.53 [9] (0:11.83)	0:36.70 [10] (0:11.88)	0:24.82 [11] (0:12.14)	0:12.68 [12] (0:12.68)						
Average Speed [km/h]	46.5	65.1	62.3	61.0	60.7	59.3	56.8						
Top Speed [km/h]	63.0	66.1	64.0	62.1	61.3	60.6	58.3						
Avg. Dist. to Rail [m]	2.8	0.8	0.2	0.2	0.2	0.8	3.8						
Avg. Stride Freq. [Hz]	2.3	2.4	2.3	2.2	2.3	2.3	2.2						
Avg. Stride Length [m]	5.6	7.6	7.5	7.5	7.4	7.2	7.1						



Ipswich QLD Professional

Race 8: TAB IPSWICH CUP ON SALE Class 1 Handicap - 1350m

10 April 2024 - 16:04

Track Rating: Soft 5, Weather: Fine, Rail Position: +3m

Section						Overall	1200m	1000m	800m	600m	400m	Last 600m	
Field Times						1:13.11 (0:02.68)	1:10.43 (0:11.08)	0:59.35 (0:11.41)	0:47.94 (0:11.80)	0:36.14 (0:12.07)	0:24.07 (0:12.05)	0:36.14	
Rank	TAB	Horse/Jockey	Barrier	Top Speed [km/h]	Fastest Section								Distance Travelled [m]
1	9	AERIAL DANCER	9	66.0	0:02.90	1:13.11 [1]	1:10.21 [4]	0:59.16 [3]	0:47.78 [3]	0:36.00 [4]	0:23.88 [4]	0:36.00	
		Nikita Beriman		1200m	Overall	(0:02.90)	(0:11.05)	(0:11.38)	(0:11.78)	(0:12.12)	(0:11.91)		
2	1	NEW LEVEL	1	64.6	0:02.99	1:13.28 [2]	1:10.29 [5]	0:59.04 [6]	0:47.63 [7]	0:35.81 [8]	0:23.62 [8]	0:35.81 +4	
		James Orman		1200m	Overall	(0:02.99)	(0:11.25)	(0:11.41)	(0:11.82)	(0:12.19)	(0:11.84)		
3	11	DUNTROON LASS	11	66.1	0:02.73	1:13.52 [3]	1:10.79 [2]	0:59.76 [1]	0:48.35 [1]	0:36.55 [1]	0:24.48 [1]	0:36.55 +1	
		Anthony Allen		1200m	Overall	(0:02.73)	(0:11.03)	(0:11.41)	(0:11.80)	(0:12.07)	(0:12.05)		
4	16	WHISTLIN' RULER	16	65.0	0:03.36	1:13.54 [4]	1:10.18 [11]	0:58.89 [11]	0:47.49 [11]	0:35.89 [11]	0:23.77 [11]	0:35.89 -1	
		Melea Castle		1200m	Overall	(0:03.36)	(0:11.29)	(0:11.40)	(0:11.60)	(0:12.12)	(0:11.82)		
5	6	DWINDLING SPIRIT	6	65.8	0:03.19	1:13.54 [5]	1:10.35 [9]	0:59.26 [7]	0:47.89 [6]	0:36.12 [5]	0:24.00 [5]	0:36.12 +1	
		Damien Thornton		1200m	Overall	(0:03.19)	(0:11.09)	(0:11.37)	(0:11.77)	(0:12.12)	(0:11.84)		
6	8	CLUSTER'S REIN	8	65.4	0:03.18	1:14.08 [6]	1:10.90 [8]	0:59.59 [10]	0:48.20 [10]	0:36.51 [10]	0:24.46 [7]	0:36.51 +7	
		Micheal Hellyer		1200m	Overall	(0:03.18)	(0:11.31)	(0:11.39)	(0:11.69)	(0:12.05)	(0:12.06)		
7	12	LUCKY JESS	12	65.0	0:03.17	1:14.22 [7]	1:11.05 [7]	0:59.81 [8]	0:48.48 [8]	0:36.73 [9]	0:24.63 [6]	0:36.73 +2	
		Samantha Collett		1200m	Overall	(0:03.17)	(0:11.24)	(0:11.33)	(0:11.75)	(0:12.10)	(0:11.99)		
8	10	JUST LOOKING	10	65.8	0:02.68	1:14.31 [8]	1:11.63 [1]	1:00.51 [2]	0:49.13 [2]	0:37.31 [2]	0:25.16 [2]	0:37.31 +6	
		Angela Jones		1200m	Overall	(0:02.68)	(0:11.12)	(0:11.38)	(0:11.82)	(0:12.15)	(0:12.23)		
9	13	THE NAKED LADY	13	65.8	0:03.00	1:14.43 [9]	1:11.43 [6]	1:00.27 [5]	0:48.86 [5]	0:37.00 [6]	0:24.67 [10]	0:37.00 +12	
		Karl Zechner		1200m	Overall	(0:03.00)	(0:11.16)	(0:11.41)	(0:11.86)	(0:12.33)	(0:12.28)		
10	4	VICTORIA ROC	4	65.8	0:02.83	1:15.15 [10]	1:12.32 [3]	1:01.18 [4]	0:49.82 [4]	0:38.05 [3]	0:25.99 [3]	0:38.05 +8	
		Boris Thornton		1200m	Overall	(0:02.83)	(0:11.14)	(0:11.36)	(0:11.77)	(0:12.06)	(0:12.37)		

Scratched: Skywriter (#5), Eskimo (#7), Vulture Street (#14), Capital Cee (#3), Loose Unit (#2)



Ipswich QLD Professional
Race 8: TAB IPSWICH CUP ON SALE Class 1 Handicap - 1350m
10 April 2024 - 16:04



Track Rating: Soft 5, Weather: Fine, Rail Position: +3m

Section					Overall	1200m	1000m	800m	600m	400m	Last 600m		
Field Times					1:13.11 (0:02.68)	1:10.43 (0:11.08)	0:59.35 (0:11.41)	0:47.94 (0:11.80)	0:36.14 (0:12.07)	0:24.07 (0:12.05)	0:36.14		
Rank	TAB	Horse/Jockey	Barrier	Top Speed [km/h]	Fastest Section								Distance Travelled [m]
11	15	EPAUVESCENT	15	66.3	0:03.29	1:15.51 [11]	1:12.22 [10]	1:01.08 [9]	0:49.77 [9]	0:38.04 [7]	0:25.83 [9]	0:38.04	+7
		Jake Bayliss		1200m	Overall	(0:03.29)	(0:11.14)	(0:11.31)	(0:11.73)	(0:12.21)	(0:12.34)		

Scratched: Skywriter (#5), Eskimo (#7), Vulture Street (#14), Capital Cee (#3), Loose Unit (#2)



Ipswich QLD Professional
Race 8: TAB IPSWICH CUP ON SALE Class 1 Handicap - 1350m
10 April 2024 - 16:04



Track Rating: Soft 5, Weather: Fine, Rail Position: +3m

Section Field Times		200m 0:12.02 (0:12.02)		Last 600m 0:36.14			
Rank	TAB	Horse/Jockey	Barrier	Top Speed [km/h]	Fastest Section	Margin	Distance Travelled [m]
1	9	AERIAL DANCER Nikita Beriman	9	66.0 1200m	0:02.90 Overall	0:11.97 [2] (0:11.97)	1:13.11 0:36.00
2	1	NEW LEVEL James Orman	1	64.6 1200m	0:02.99 Overall	0:11.78 [5] (0:11.78)	0.98L 0:35.81 +4
3	11	DUNTROON LASS Anthony Allen	11	66.1 1200m	0:02.73 Overall	0:12.43 [1] (0:12.43)	2.43L 0:36.55 +1
4	16	WHISTLIN' RULER Melea Castle	16	65.0 1200m	0:03.36 Overall	0:11.95 [8] (0:11.95)	2.52L 0:35.89 -1
5	6	DWINDLING SPIRIT Damien Thornton	6	65.8 1200m	0:03.19 Overall	0:12.16 [3] (0:12.16)	2.55L 0:36.12 +1
6	8	CLUSTER'S REIN Micheal Hellyer	8	65.4 1200m	0:03.18 Overall	0:12.40 [9] (0:12.40)	5.73L 0:36.51 +7
7	12	LUCKY JESS Samantha Collett	12	65.0 1200m	0:03.17 Overall	0:12.64 [7] (0:12.64)	6.56L 0:36.73 +2
8	10	JUST LOOKING Angela Jones	10	65.8 1200m	0:02.68 Overall	0:12.93 [4] (0:12.93)	7.06L 0:37.31 +6
9	13	THE NAKED LADY Karl Zechner	13	65.8 1200m	0:03.00 Overall	0:12.39 [11] (0:12.39)	7.78L 0:37.00 +12
10	4	VICTORIA ROC Boris Thornton	4	65.8 1200m	0:02.83 Overall	0:13.62 [6] (0:13.62)	12.03L 0:38.05 +8

Scratched: Skywriter (#5), Eskimo (#7), Vulture Street (#14), Capital Cee (#3), Loose Unit (#2)



Ipswich QLD Professional
Race 8: TAB IPSWICH CUP ON SALE Class 1 Handicap - 1350m
10 April 2024 - 16:04



Track Rating: Soft 5, Weather: Fine, Rail Position: +3m

Section						200m	Last 600m		
Field Times						0:12.02 (0:12.02)	0:36.14		
Rank	TAB	Horse/Jockey	Barrier	Top Speed [km/h]	Fastest Section	Margin		Distance Travelled [m]	
11	15	EPAUVESCENT	15	66.3	0:03.29	0:13.49 [10]	14.14L	0:38.04	+7
		Jake Bayliss		1200m	Overall	(0:13.49)			

Scratched: Skywriter (#5), Eskimo (#7), Vulture Street (#14), Capital Cee (#3), Loose Unit (#2)



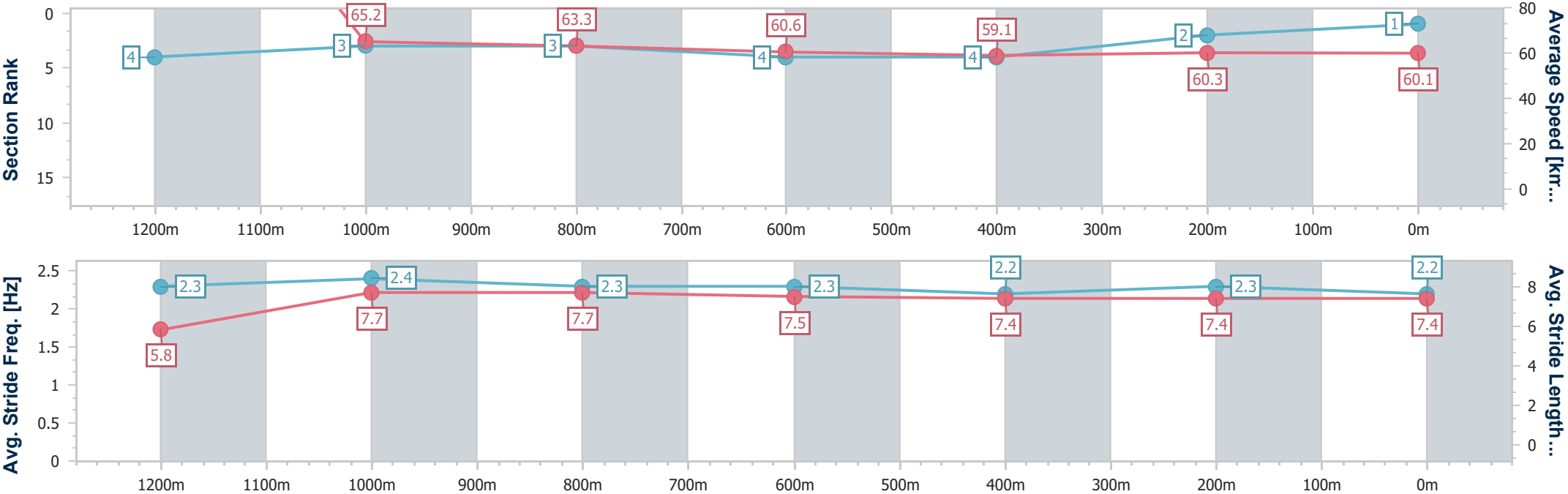
Horse/Jockey Name	Aerial Dancer
Final Rank	1
Fastest Section Time (Section)	0:02.90 (Overall)
Top Speed [km/h] (Section)	66.0 (1200m)
Race State	Finished



Ipswich QLD Professional
Race 8: TAB IPSWICH CUP ON SALE Class 1 Handicap - 1350m
10 April 2024 - 16:04
Track Rating: Soft 5, Weather: Fine, Rail Position: +3m



Section	Overall	1200m	1000m	800m	600m	400m	200m						
Section Times	1:13.11 [1] (0:02.90)	1:10.21 [4] (0:11.05)	0:59.16 [3] (0:11.38)	0:47.78 [3] (0:11.78)	0:36.00 [4] (0:12.12)	0:23.88 [4] (0:11.91)	0:11.97 [2] (0:11.97)						
Average Speed [km/h]	186.0	65.2	63.3	60.6	59.1	60.3	60.1						
Top Speed [km/h]	64.1	66.0	64.4	61.5	60.6	61.5	61.4						
Avg. Dist. to Rail [m]	1.9	1.0	0.5	1.4	1.6	1.1	2.4						
Avg. Stride Freq. [Hz]	2.3	2.4	2.3	2.3	2.2	2.3	2.2						
Avg. Stride Length [m]	5.8	7.7	7.7	7.5	7.4	7.4	7.4						





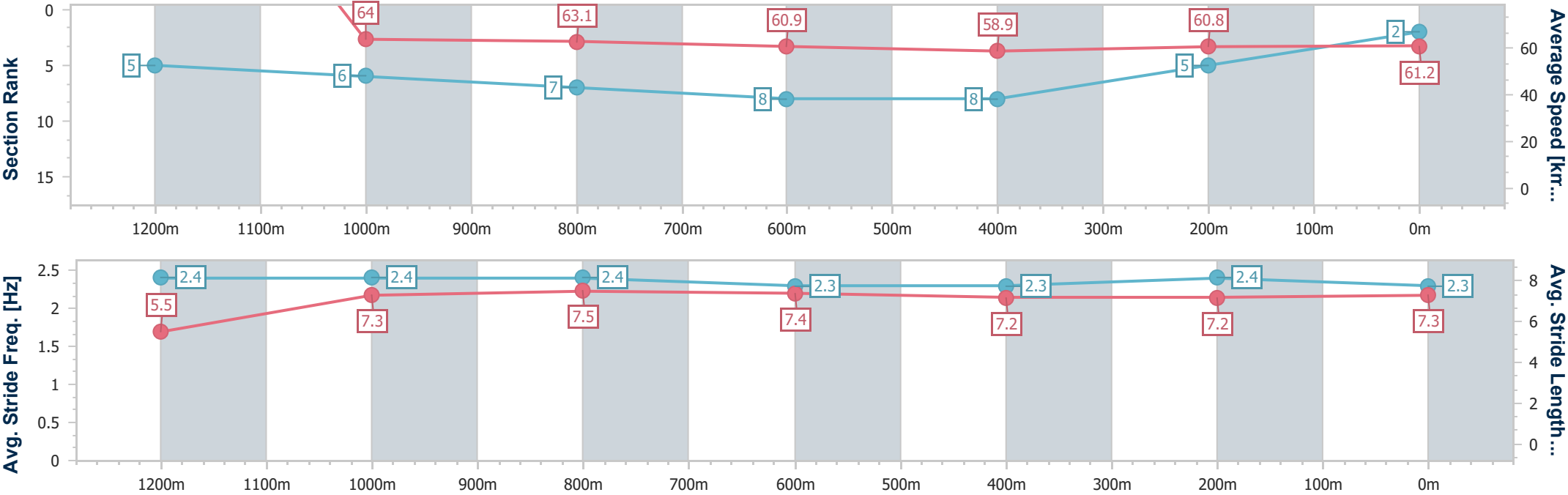
Horse/Jockey Name	New Level
Final Rank	2
Fastest Section Time (Section)	0:02.99 (Overall)
Top Speed [km/h] (Section)	64.6 (1200m)
Race State	Finished



Ipswich QLD Professional
Race 8: TAB IPSWICH CUP ON SALE Class 1 Handicap - 1350m
10 April 2024 - 16:04
Track Rating: Soft 5, Weather: Fine, Rail Position: +3m



Section	Overall	1200m	1000m	800m	600m	400m	200m						
Section Times	1:13.28 [2] (0:02.99)	1:10.29 [5] (0:11.25)	0:59.04 [6] (0:11.41)	0:47.63 [7] (0:11.82)	0:35.81 [8] (0:12.19)	0:23.62 [8] (0:11.84)	0:11.78 [5]						
Average Speed [km/h]	181.1	64.0	63.1	60.9	58.9	60.8	61.2						
Top Speed [km/h]	64.0	64.6	64.5	62.0	60.0	63.1	64.3						
Avg. Dist. to Rail [m]	3.0	1.7	0.4	0.7	0.7	2.0	3.9						
Avg. Stride Freq. [Hz]	2.4	2.4	2.4	2.3	2.3	2.4	2.3						
Avg. Stride Length [m]	5.5	7.3	7.5	7.4	7.2	7.2	7.3						





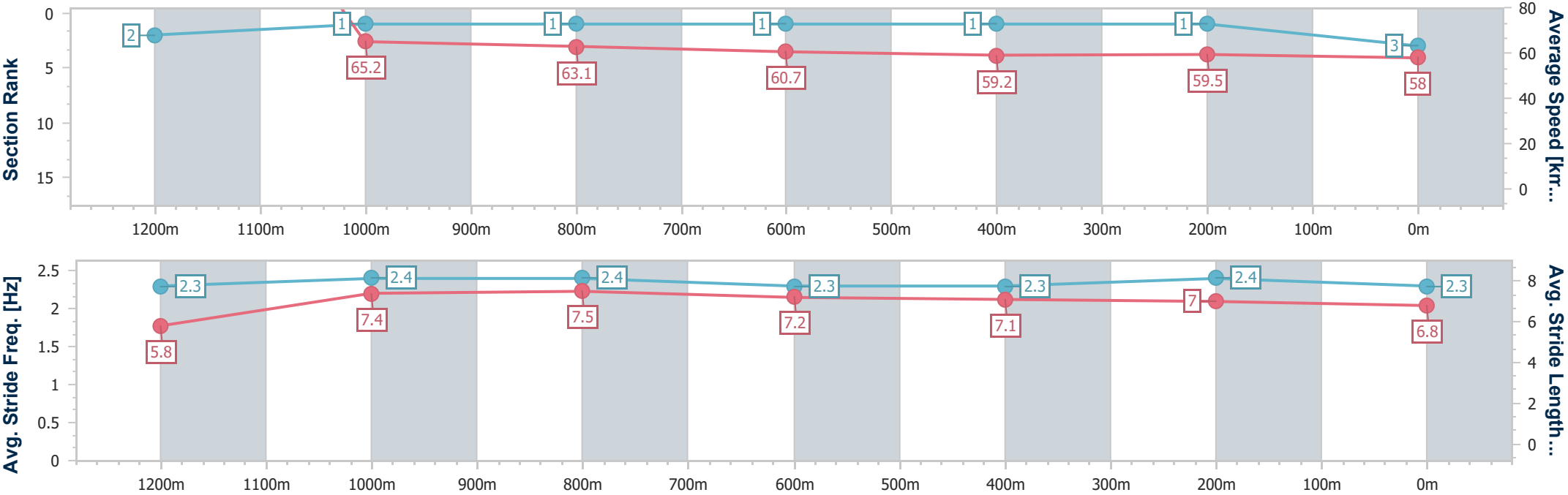
Horse/Jockey Name	Duntroon Lass
Final Rank	3
Fastest Section Time (Section)	0:02.73 (Overall)
Top Speed [km/h] (Section)	66.1 (1200m)
Race State	Finished



Ipswich QLD Professional
Race 8: TAB IPSWICH CUP ON SALE Class 1 Handicap - 1350m
10 April 2024 - 16:04
Track Rating: Soft 5, Weather: Fine, Rail Position: +3m



Section	Overall	1200m	1000m	800m	600m	400m	200m						
Section Times	1:13.52 [3] (0:02.73)	1:10.79 [2] (0:11.03)	0:59.76 [1] (0:11.41)	0:48.35 [1] (0:11.80)	0:36.55 [1] (0:12.07)	0:24.48 [1] (0:12.05)	0:12.43 [1] (0:12.43)						
Average Speed [km/h]	198.3	65.2	63.1	60.7	59.2	59.5	58.0						
Top Speed [km/h]	64.9	66.1	64.6	62.4	60.3	60.7	60.4						
Avg. Dist. to Rail [m]	4.1	1.8	0.4	1.2	1.6	1.3	0.7						
Avg. Stride Freq. [Hz]	2.3	2.4	2.4	2.3	2.3	2.4	2.3						
Avg. Stride Length [m]	5.8	7.4	7.5	7.2	7.1	7.0	6.8						





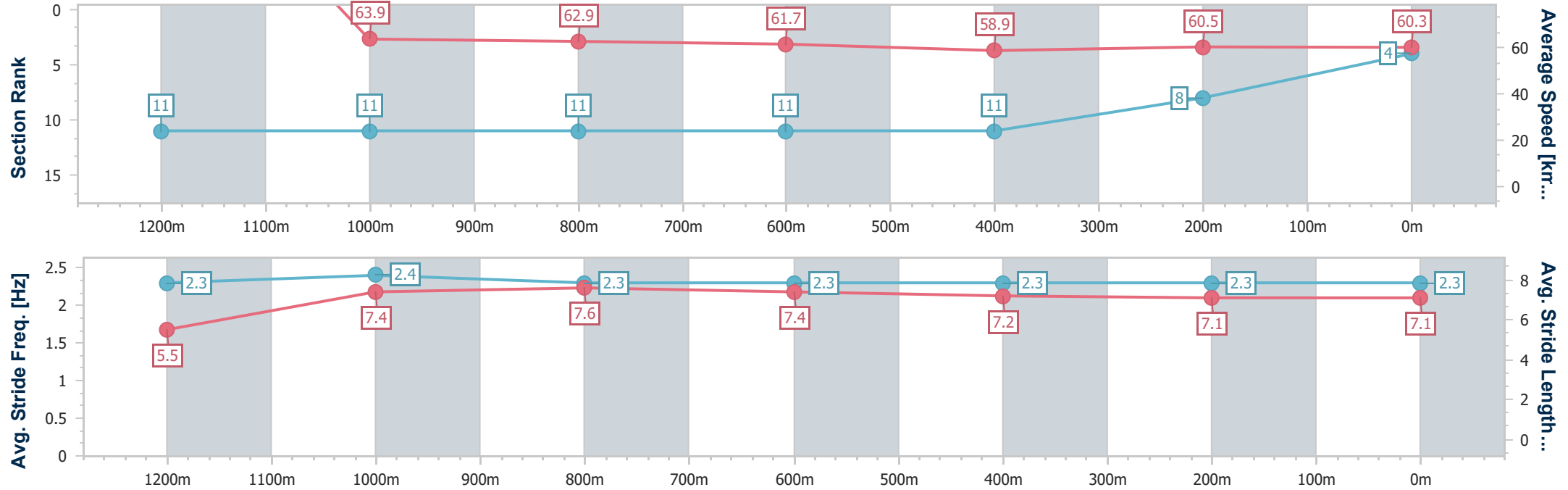
Horse/Jockey Name	Whistlin' Ruler
Final Rank	4
Fastest Section Time (Section)	0:03.36 (Overall)
Top Speed [km/h] (Section)	65.0 (1200m)
Race State	Finished



Ipswich QLD Professional
Race 8: TAB IPSWICH CUP ON SALE Class 1 Handicap - 1350m
10 April 2024 - 16:04
Track Rating: Soft 5, Weather: Fine, Rail Position: +3m



Section	Overall	1200m	1000m	800m	600m	400m	200m						
Section Times	1:13.54 [4] (0:03.36)	1:10.18 [11] (0:11.29)	0:58.89 [11] (0:11.40)	0:47.49 [11] (0:11.60)	0:35.89 [11] (0:12.12)	0:23.77 [11] (0:11.82)	0:11.95 [8] (0:11.95)						
Average Speed [km/h]	160.2	63.9	62.9	61.7	58.9	60.5	60.3						
Top Speed [km/h]	63.4	65.0	63.5	63.2	59.8	61.6	61.6						
Avg. Dist. to Rail [m]	3.6	1.4	1.5	1.8	1.7	1.3	0.8						
Avg. Stride Freq. [Hz]	2.3	2.4	2.3	2.3	2.3	2.3	2.3						
Avg. Stride Length [m]	5.5	7.4	7.6	7.4	7.2	7.1	7.1						





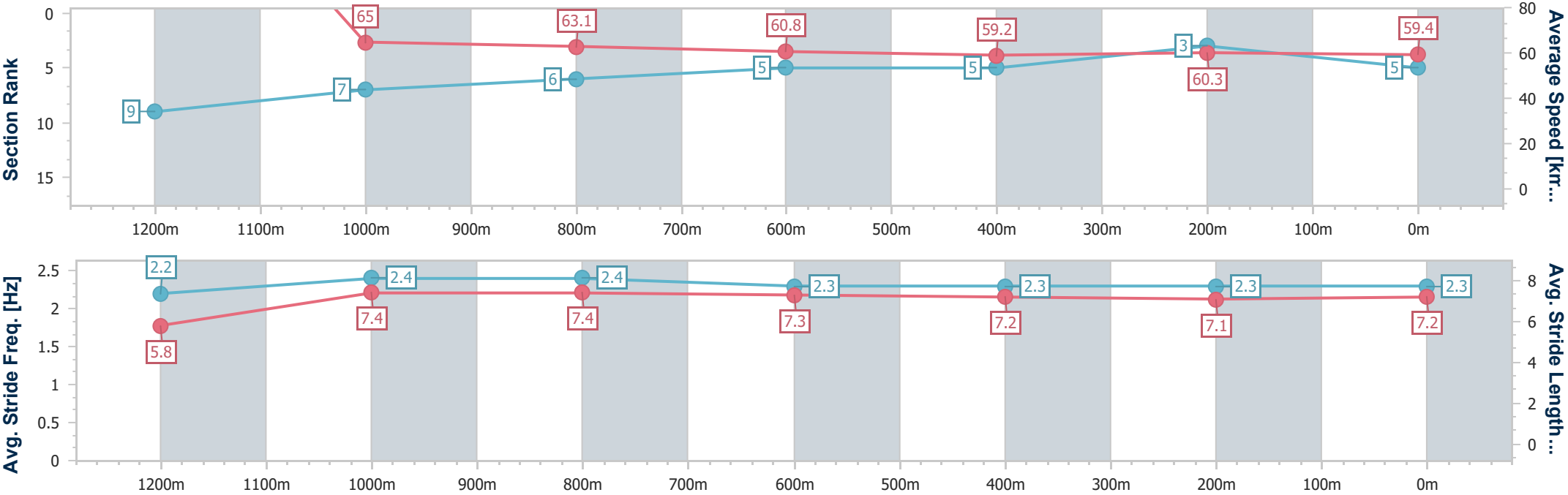
Horse/Jockey Name	Dwindling Spirit
Final Rank	5
Fastest Section Time (Section)	0:03.19 (Overall)
Top Speed [km/h] (Section)	65.8 (1200m)
Race State	Finished



Ipswich QLD Professional
Race 8: TAB IPSWICH CUP ON SALE Class 1 Handicap - 1350m
10 April 2024 - 16:04
Track Rating: Soft 5, Weather: Fine, Rail Position: +3m



Section	Overall	1200m	1000m	800m	600m	400m	200m						
Section Times	1:13.54 [5] (0:03.19)	1:10.35 [9] (0:11.09)	0:59.26 [7] (0:11.37)	0:47.89 [6] (0:11.77)	0:36.12 [5] (0:12.12)	0:24.00 [5] (0:11.84)	0:12.16 [3] (0:12.16)						
Average Speed [km/h]	169.7	65.0	63.1	60.8	59.2	60.3	59.4						
Top Speed [km/h]	63.4	65.8	64.8	62.2	59.5	61.8	60.6						
Avg. Dist. to Rail [m]	2.4	0.7	0.6	1.1	1.2	1.1	1.4						
Avg. Stride Freq. [Hz]	2.2	2.4	2.4	2.3	2.3	2.3	2.3						
Avg. Stride Length [m]	5.8	7.4	7.4	7.3	7.2	7.1	7.2						





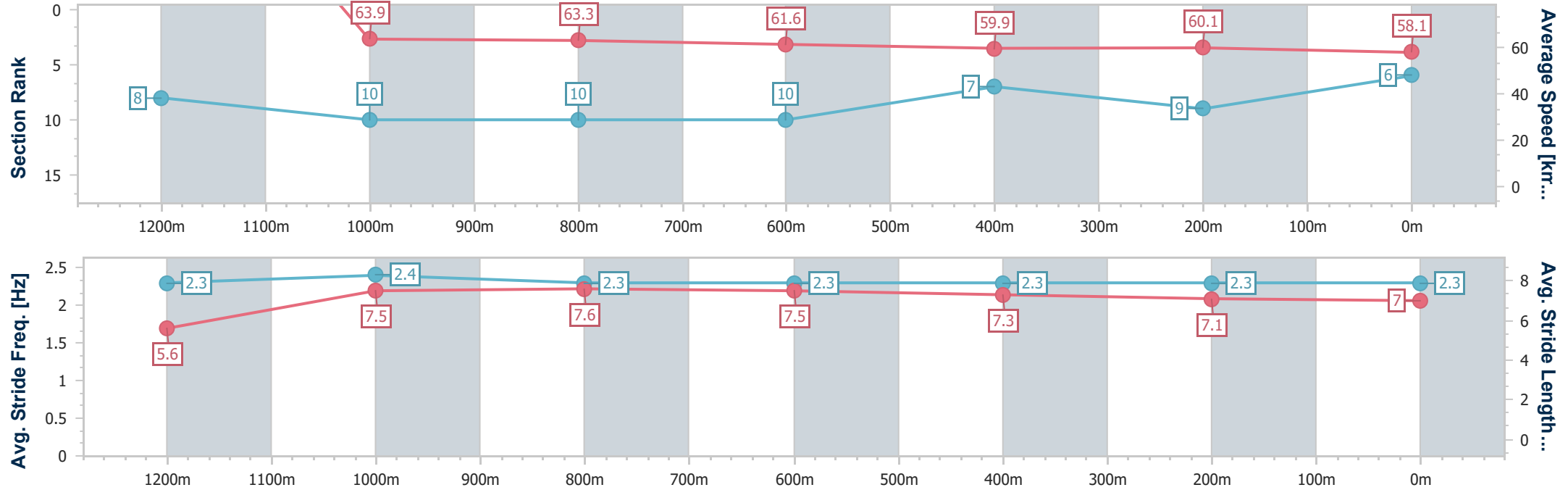
Horse/Jockey Name	Cluster's Rein
Final Rank	6
Fastest Section Time (Section)	0:03.18 (Overall)
Top Speed [km/h] (Section)	65.4 (1200m)
Race State	Finished



Ipswich QLD Professional
Race 8: TAB IPSWICH CUP ON SALE Class 1 Handicap - 1350m
10 April 2024 - 16:04
Track Rating: Soft 5, Weather: Fine, Rail Position: +3m



Section	Overall	1200m	1000m	800m	600m	400m	200m						
Section Times	1:14.08 [6] (0:03.18)	1:10.90 [8] (0:11.31)	0:59.59 [10] (0:11.39)	0:48.20 [10] (0:11.69)	0:36.51 [10] (0:12.05)	0:24.46 [7] (0:12.06)	0:12.40 [9] (0:12.40)						
Average Speed [km/h]	170.3	63.9	63.3	61.6	59.9	60.1	58.1						
Top Speed [km/h]	62.3	65.4	64.1	63.0	60.5	61.7	59.8						
Avg. Dist. to Rail [m]	7.1	4.1	1.1	0.4	0.8	3.3	6.5						
Avg. Stride Freq. [Hz]	2.3	2.4	2.3	2.3	2.3	2.3	2.3						
Avg. Stride Length [m]	5.6	7.5	7.6	7.5	7.3	7.1	7.0						





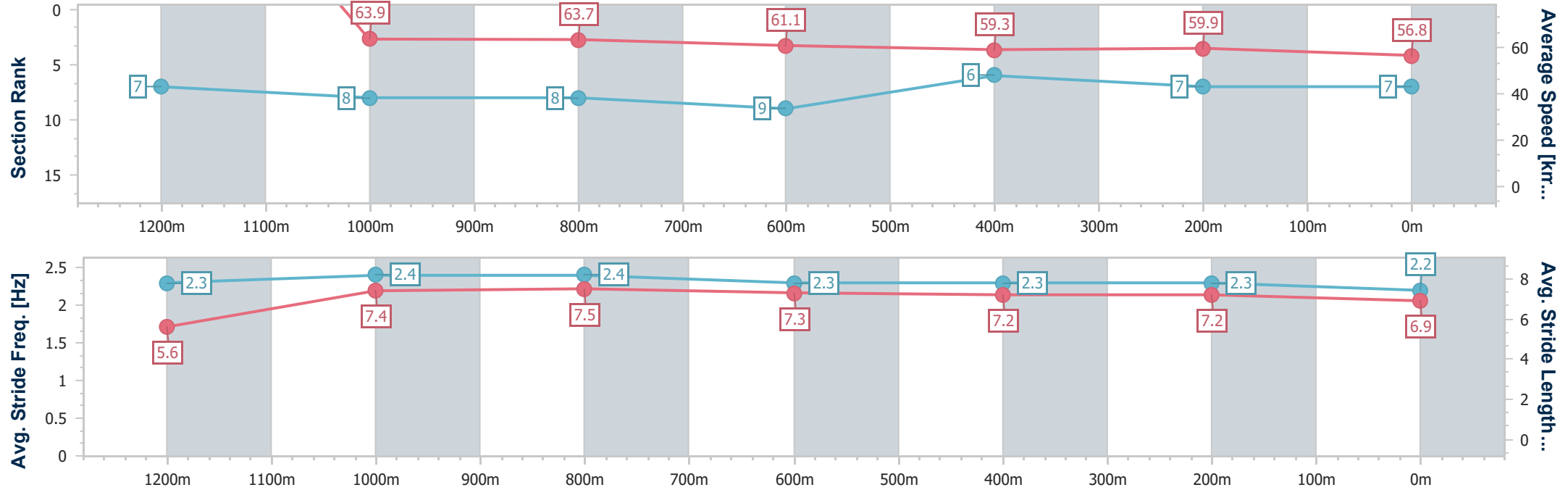
Horse/Jockey Name	Lucky Jess
Final Rank	7
Fastest Section Time (Section)	0:03.17 (Overall)
Top Speed [km/h] (Section)	65.0 (1200m)
Race State	Finished



Ipswich QLD Professional
Race 8: TAB IPSWICH CUP ON SALE Class 1 Handicap - 1350m
10 April 2024 - 16:04
Track Rating: Soft 5, Weather: Fine, Rail Position: +3m



Section	Overall	1200m	1000m	800m	600m	400m	200m						
Section Times	1:14.22 [7] (0:03.17)	1:11.05 [7] (0:11.24)	0:59.81 [8] (0:11.33)	0:48.48 [8] (0:11.75)	0:36.73 [9] (0:12.10)	0:24.63 [6] (0:11.99)	0:12.64 [7] (0:12.64)						
Average Speed [km/h]	170.9	63.9	63.7	61.1	59.3	59.9	56.8						
Top Speed [km/h]	62.8	65.0	64.4	62.3	60.1	60.8	59.7						
Avg. Dist. to Rail [m]	4.9	2.1	0.4	0.5	0.8	1.2	2.4						
Avg. Stride Freq. [Hz]	2.3	2.4	2.4	2.3	2.3	2.3	2.2						
Avg. Stride Length [m]	5.6	7.4	7.5	7.3	7.2	7.2	6.9						





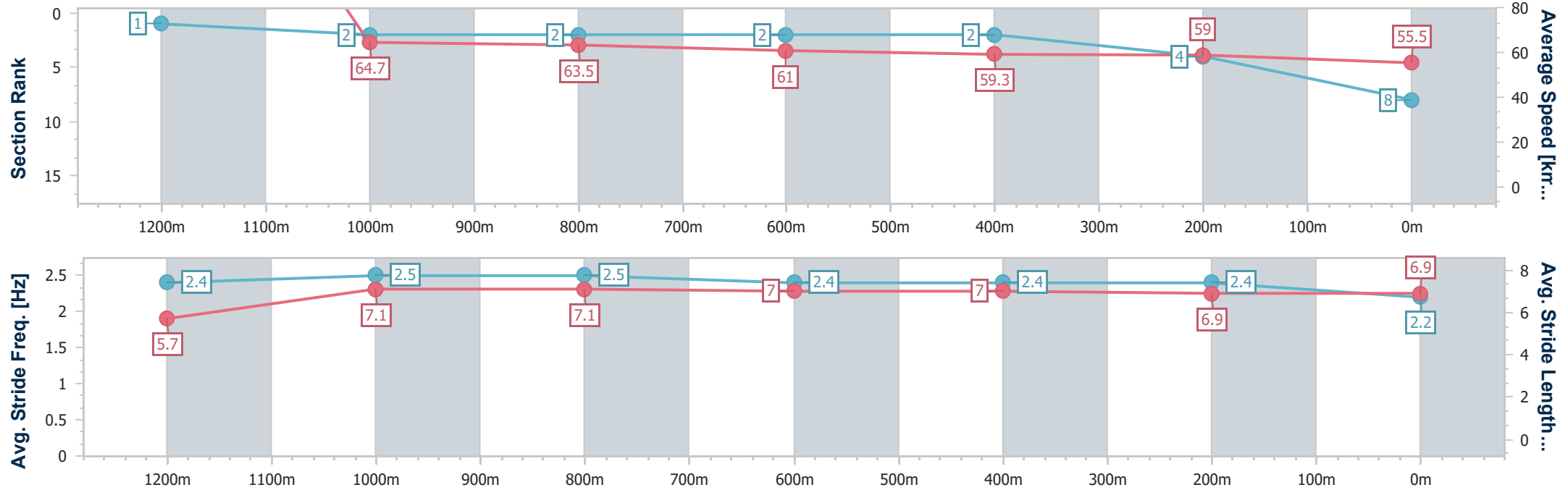
Horse/Jockey Name	Just Looking
Final Rank	8
Fastest Section Time (Section)	0:02.68 (Overall)
Top Speed [km/h] (Section)	65.8 (1200m)
Race State	Finished



Ipswich QLD Professional
Race 8: TAB IPSWICH CUP ON SALE Class 1 Handicap - 1350m
10 April 2024 - 16:04
Track Rating: Soft 5, Weather: Fine, Rail Position: +3m



Section	Overall	1200m	1000m	800m	600m	400m	200m						
Section Times	1:14.31 [8] (0:02.68)	1:11.63 [1] (0:11.12)	1:00.51 [2] (0:11.38)	0:49.13 [2] (0:11.82)	0:37.31 [2] (0:12.15)	0:25.16 [2] (0:12.23)	0:12.93 [4] (0:12.93)						
Average Speed [km/h]	202.5	64.7	63.5	61.0	59.3	59.0	55.5						
Top Speed [km/h]	64.2	65.8	64.9	62.3	60.3	60.4	58.3						
Avg. Dist. to Rail [m]	6.8	2.3	1.0	0.5	0.4	1.4	3.6						
Avg. Stride Freq. [Hz]	2.4	2.5	2.5	2.4	2.4	2.4	2.2						
Avg. Stride Length [m]	5.7	7.1	7.1	7.0	7.0	6.9	6.9						





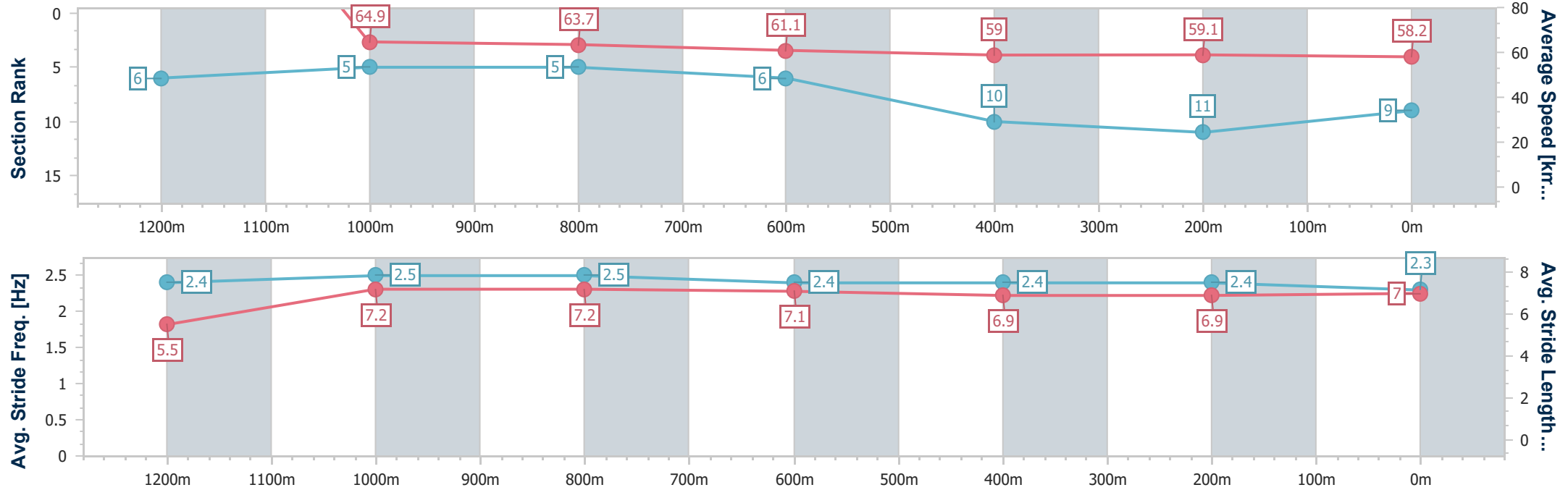
Horse/Jockey Name	The Naked Lady
Final Rank	9
Fastest Section Time (Section)	0:03.00 (Overall)
Top Speed [km/h] (Section)	65.8 (1200m)
Race State	Finished



Ipswich QLD Professional
Race 8: TAB IPSWICH CUP ON SALE Class 1 Handicap - 1350m
10 April 2024 - 16:04
Track Rating: Soft 5, Weather: Fine, Rail Position: +3m



Section	Overall	1200m	1000m	800m	600m	400m	200m						
Section Times	1:14.43 [9] (0:03.00)	1:11.43 [6] (0:11.16)	1:00.27 [5] (0:11.41)	0:48.86 [5] (0:11.86)	0:37.00 [6] (0:12.33)	0:24.67 [10] (0:12.28)	0:12.39 [11] (0:12.39)						
Average Speed [km/h]	179.6	64.9	63.7	61.1	59.0	59.1	58.2						
Top Speed [km/h]	64.3	65.8	64.8	62.6	60.3	59.6	59.5						
Avg. Dist. to Rail [m]	9.8	6.0	3.1	1.8	1.8	4.0	5.9						
Avg. Stride Freq. [Hz]	2.4	2.5	2.5	2.4	2.4	2.4	2.3						
Avg. Stride Length [m]	5.5	7.2	7.2	7.1	6.9	6.9	7.0						





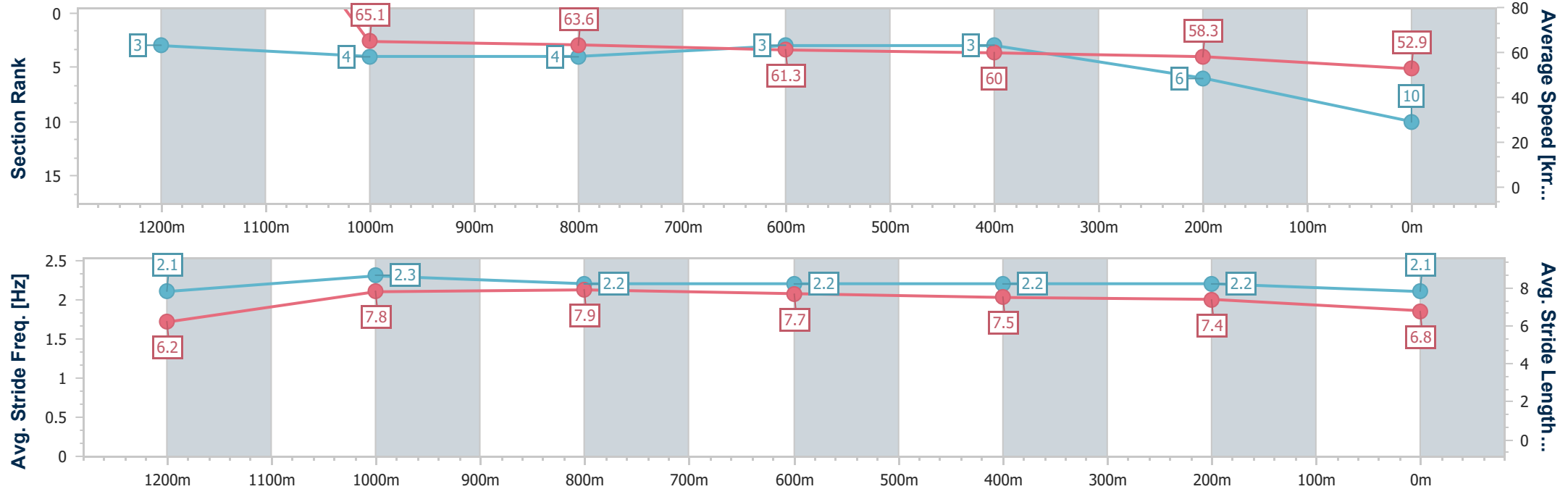
Horse/Jockey Name	Victoria Roc
Final Rank	10
Fastest Section Time (Section)	0:02.83 (Overall)
Top Speed [km/h] (Section)	65.8 (1200m)
Race State	Finished



Ipswich QLD Professional
Race 8: TAB IPSWICH CUP ON SALE Class 1 Handicap - 1350m
10 April 2024 - 16:04
Track Rating: Soft 5, Weather: Fine, Rail Position: +3m



Section	Overall	1200m	1000m	800m	600m	400m	200m						
Section Times	1:15.15 [10] (0:02.83)	1:12.32 [3] (0:11.14)	1:01.18 [4] (0:11.36)	0:49.82 [4] (0:11.77)	0:38.05 [3] (0:12.06)	0:25.99 [3] (0:12.37)	0:13.62 [6] (0:13.62)						
Average Speed [km/h]	191.2	65.1	63.6	61.3	60.0	58.3	52.9						
Top Speed [km/h]	64.3	65.8	64.8	61.9	60.5	59.6	56.8						
Avg. Dist. to Rail [m]	8.8	5.4	2.1	0.7	0.4	2.9	4.7						
Avg. Stride Freq. [Hz]	2.1	2.3	2.2	2.2	2.2	2.2	2.1						
Avg. Stride Length [m]	6.2	7.8	7.9	7.7	7.5	7.4	6.8						





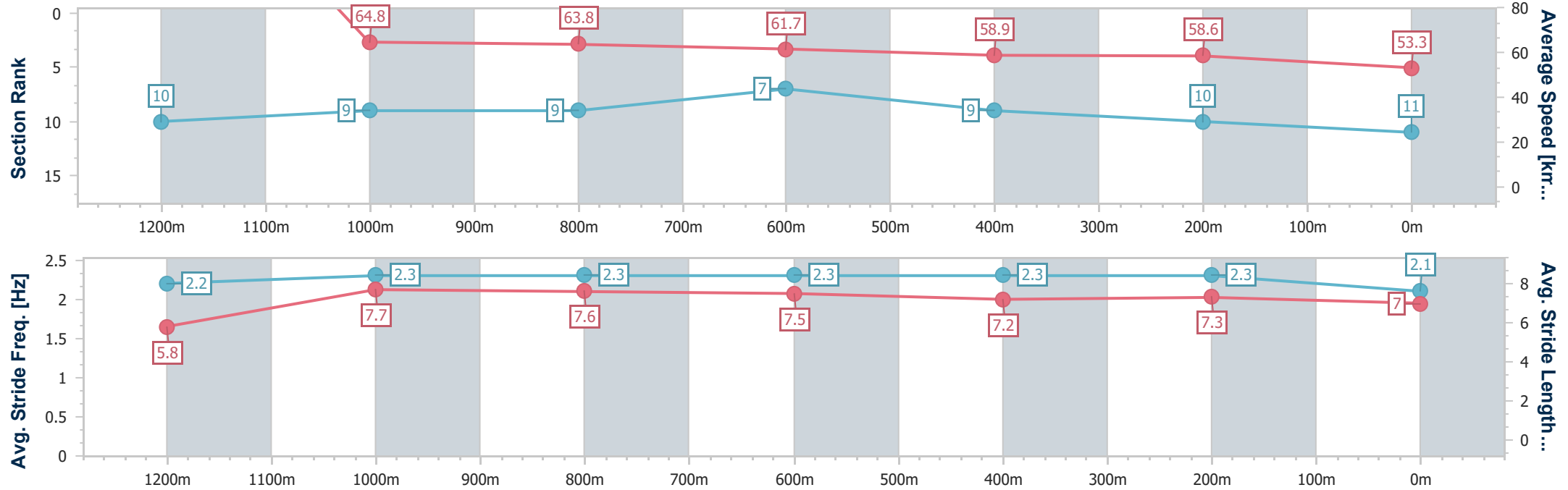
Horse/Jockey Name	Epauvescent
Final Rank	11
Fastest Section Time (Section)	0:03.29 (Overall)
Top Speed [km/h] (Section)	66.3 (1200m)
Race State	Finished



Ipswich QLD Professional
Race 8: TAB IPSWICH CUP ON SALE Class 1 Handicap - 1350m
10 April 2024 - 16:04
Track Rating: Soft 5, Weather: Fine, Rail Position: +3m



Section	Overall	1200m	1000m	800m	600m	400m	200m						
Section Times	1:15.51 [11] (0:03.29)	1:12.22 [10] (0:11.14)	1:01.08 [9] (0:11.31)	0:49.77 [9] (0:11.73)	0:38.04 [7] (0:12.21)	0:25.83 [9] (0:12.34)	0:13.49 [10] (0:13.49)						
Average Speed [km/h]	165.0	64.8	63.8	61.7	58.9	58.6	53.3						
Top Speed [km/h]	63.1	66.3	64.5	62.5	60.4	60.3	57.9						
Avg. Dist. to Rail [m]	6.7	3.5	2.3	0.8	0.4	1.6	2.9						
Avg. Stride Freq. [Hz]	2.2	2.3	2.3	2.3	2.3	2.3	2.1						
Avg. Stride Length [m]	5.8	7.7	7.6	7.5	7.2	7.3	7.0						





Ipswich QLD Professional
Race 9: SEVEN NEWS BENCHMARK 65 Handicap - 1100m
10 April 2024 - 16:38



Track Rating: Soft 5, Weather: Fine, Rail Position: +3m

Section		Overall				1000m	800m	600m	400m	200m	Last 600m		
Field Times		1:04.15 (0:07.93)				0:56.22 (0:10.49)	0:45.73 (0:10.60)	0:35.13 (0:11.37)	0:23.76 (0:11.83)	0:11.93 (0:11.93)	0:35.13		
Rank	TAB	Horse/Jockey	Barrier	Top Speed [km/h]	Fastest Section							Margin	Distance Travelled [m]
1	6	ALL STASHED UP	6	68.5	0:08.45	1:04.15 [1]	0:55.70 [8]	0:45.04 [8]	0:34.29 [7]	0:23.30 [6]	0:11.92 [2]	1:04.15	0:34.29
		Vlad Duric		1000m	Overall	(0:08.45)	(0:10.66)	(0:10.75)	(0:10.99)	(0:11.38)	(0:11.92)		
2	4	WATERWORLD	4	69.5	0:08.33	1:04.30 [2]	0:55.97 [7]	0:45.37 [6]	0:34.62 [6]	0:23.44 [7]	0:11.99 [4]	0.86L	0:34.62
		Martin Harley		1000m	Overall	(0:08.33)	(0:10.60)	(0:10.75)	(0:11.18)	(0:11.45)	(0:11.99)		-4
3	8	CASROCK	8	69.4	0:07.97	1:04.46 [3]	0:56.49 [3]	0:45.81 [4]	0:35.15 [3]	0:23.82 [3]	0:12.24 [1]	1.8L	0:35.15
		Cejay Graham		800m	Overall	(0:07.97)	(0:10.68)	(0:10.66)	(0:11.33)	(0:11.58)	(0:12.24)		-1
4	3	SELOUS	3	68.2	0:08.29	1:04.52 [4]	0:56.23 [6]	0:45.43 [7]	0:34.52 [8]	0:23.49 [8]	0:11.92 [7]	2.17L	0:34.52
		Andrew Mallyon		1000m	Overall	(0:08.29)	(0:10.80)	(0:10.91)	(0:11.03)	(0:11.57)	(0:11.92)		+2
5	5	IT'S GERRY	5	67.8	0:08.06	1:04.78 [5]	0:56.72 [5]	0:45.94 [5]	0:35.19 [5]	0:23.96 [5]	0:12.31 [5]	3.68L	0:35.19
		Bailey Wheeler		1000m	Overall	(0:08.06)	(0:10.78)	(0:10.75)	(0:11.23)	(0:11.65)	(0:12.31)		-2
6	11	VONZITHER	11	67.9	0:07.96	1:04.80 [6]	0:56.84 [2]	0:46.17 [3]	0:35.35 [4]	0:24.04 [4]	0:12.27 [6]	3.79L	0:35.35
		Damien Thornton		1000m	Overall	(0:07.96)	(0:10.67)	(0:10.82)	(0:11.31)	(0:11.77)	(0:12.27)		-3
7	15	ILLICIATE AFFAIRS	15	70.9	0:08.05	1:05.07 [7]	0:57.02 [4]	0:46.65 [1]	0:36.05 [1]	0:24.68 [1]	0:12.80 [3]	5.41L	0:36.05
		Robbie Dolan		1000m	Overall	(0:08.05)	(0:10.37)	(0:10.60)	(0:11.37)	(0:11.88)	(0:12.80)		-2
8	14	TOP BIRD	14	69.6	0:07.93	1:05.64 [8]	0:57.71 [1]	0:47.20 [2]	0:36.46 [2]	0:25.03 [2]	0:12.99 [8]	8.75L	0:36.46
		Nozi Tomizawa		1000m	Overall	(0:07.93)	(0:10.51)	(0:10.74)	(0:11.43)	(0:12.04)	(0:12.99)		-7

Scratched: Minks Star (#1), Tres Redoute (#13), Bonded Affair (#16), Great Aspirations (#2), One 'N' Only (#9), Zelgaria (#12), Invictus Lad (#17), Tow The Line (#10), I Am A Marvel (#7), Beauty Bound (#18)



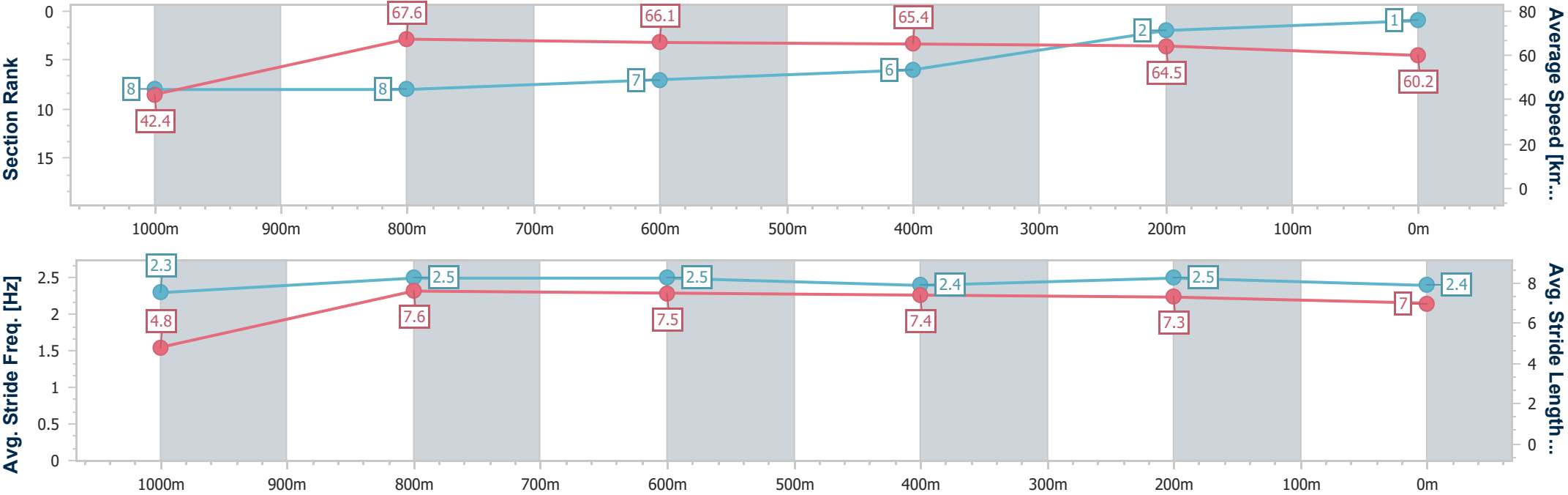
Horse/Jockey Name	All Stashed Up
Final Rank	1
Fastest Section Time (Section)	0:08.45 (Overall)
Top Speed [km/h] (Section)	68.5 (1000m)
Race State	Finished



Ipswich QLD Professional
Race 9: SEVEN NEWS BENCHMARK 65 Handicap - 1100m
10 April 2024 - 16:38
Track Rating: Soft 5, Weather: Fine, Rail Position: +3m



Section	Overall	1000m	800m	600m	400m	200m								
Section Times	1:04.15 [1] (0:08.45)	0:55.70 [8] (0:10.66)	0:45.04 [8] (0:10.75)	0:34.29 [7] (0:10.99)	0:23.30 [6] (0:11.38)	0:11.92 [2] (0:11.92)								
Average Speed [km/h]	42.4	67.6	66.1	65.4	64.5	60.2								
Top Speed [km/h]	65.3	68.5	67.1	67.3	65.7	64.7								
Avg. Dist. to Rail [m]	3.5	1.4	2.6	1.5	4.8	7.0								
Avg. Stride Freq. [Hz]	2.3	2.5	2.5	2.4	2.5	2.4								
Avg. Stride Length [m]	4.8	7.6	7.5	7.4	7.3	7.0								





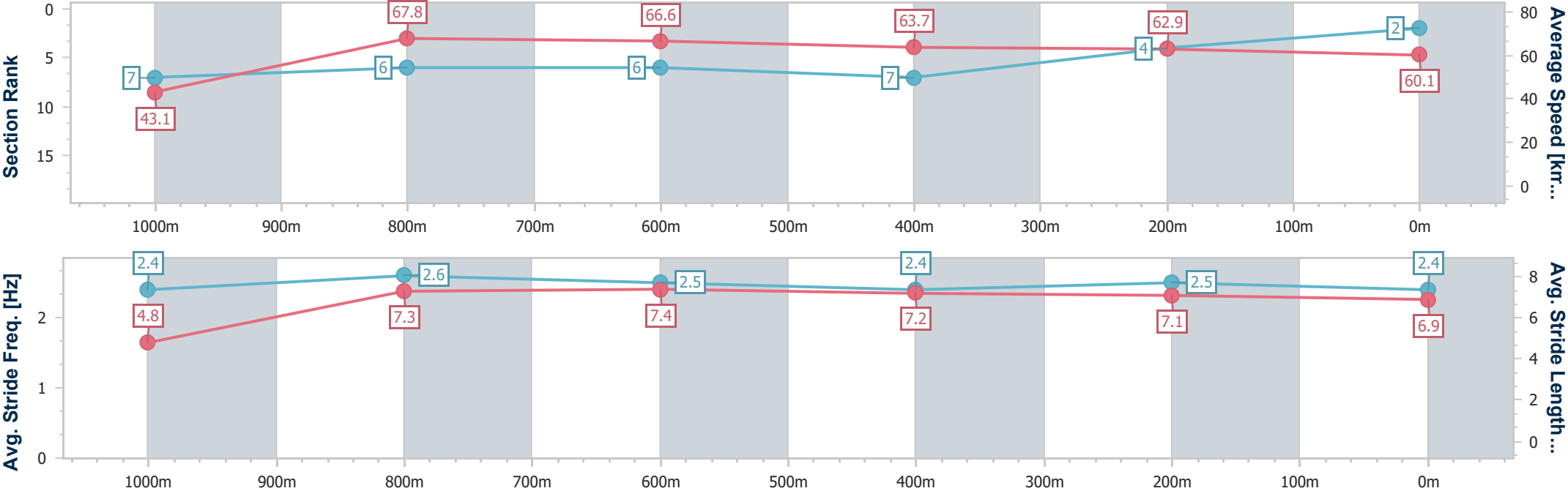
Horse/Jockey Name	Waterworld
Final Rank	2
Fastest Section Time (Section)	0:08.33 (Overall)
Top Speed [km/h] (Section)	69.5 (1000m)
Race State	Finished



Ipswich QLD Professional
Race 9: SEVEN NEWS BENCHMARK 65 Handicap - 1100m
10 April 2024 - 16:38
Track Rating: Soft 5, Weather: Fine, Rail Position: +3m



Section	Overall	1000m	800m	600m	400m	200m							
Section Times	1:04.30 [2] (0:08.33)	0:55.97 [7] (0:10.60)	0:45.37 [6] (0:10.75)	0:34.62 [6] (0:11.18)	0:23.44 [7] (0:11.45)	0:11.99 [4] (0:11.99)							
Average Speed [km/h]	43.1	67.8	66.6	63.7	62.9	60.1							
Top Speed [km/h]	62.6	69.5	67.8	65.0	63.8	62.5							
Avg. Dist. to Rail [m]	4.9	1.3	2.1	1.6	1.4	4.0							
Avg. Stride Freq. [Hz]	2.4	2.6	2.5	2.4	2.5	2.4							
Avg. Stride Length [m]	4.8	7.3	7.4	7.2	7.1	6.9							





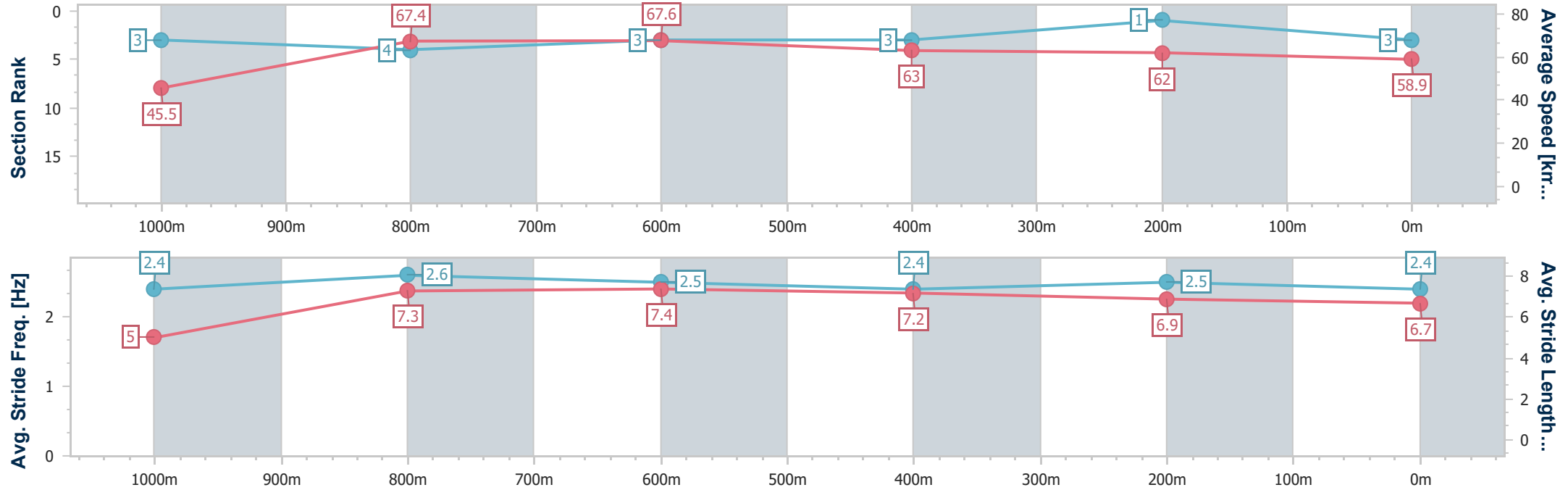
Horse/Jockey Name	Casrock
Final Rank	3
Fastest Section Time (Section)	0:07.97 (Overall)
Top Speed [km/h] (Section)	69.4 (800m)
Race State	Finished



Ipswich QLD Professional
Race 9: SEVEN NEWS BENCHMARK 65 Handicap - 1100m
10 April 2024 - 16:38
Track Rating: Soft 5, Weather: Fine, Rail Position: +3m



Section	Overall	1000m	800m	600m	400m	200m								
Section Times	1:04.46 [3] (0:07.97)	0:56.49 [3] (0:10.68)	0:45.81 [4] (0:10.66)	0:35.15 [3] (0:11.33)	0:23.82 [3] (0:11.58)	0:12.24 [1] (0:12.24)								
Average Speed [km/h]	45.5	67.4	67.6	63.0	62.0	58.9								
Top Speed [km/h]	65.5	68.6	69.4	64.1	63.6	60.9								
Avg. Dist. to Rail [m]	7.1	2.3	0.5	1.4	1.0	2.5								
Avg. Stride Freq. [Hz]	2.4	2.6	2.5	2.4	2.5	2.4								
Avg. Stride Length [m]	5.0	7.3	7.4	7.2	6.9	6.7								



[] Ranking at each section and finish
- - - - No data available at this section
NA No data available



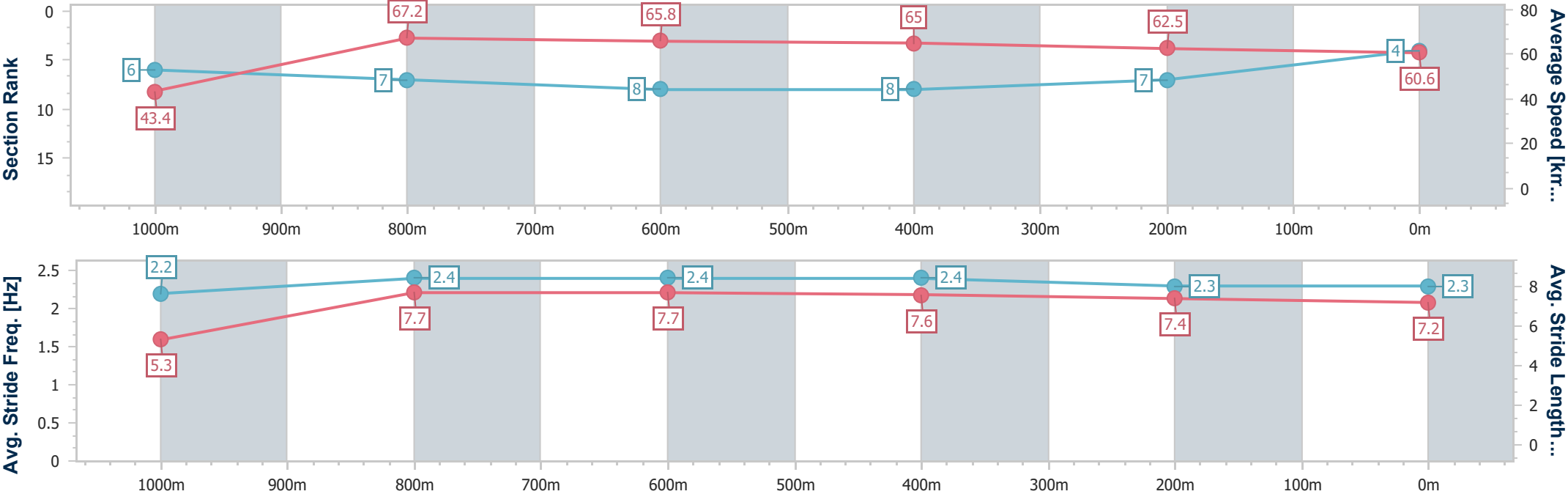
Horse/Jockey Name	Selous
Final Rank	4
Fastest Section Time (Section)	0:08.29 (Overall)
Top Speed [km/h] (Section)	68.2 (1000m)
Race State	Finished



Ipswich QLD Professional
Race 9: SEVEN NEWS BENCHMARK 65 Handicap - 1100m
10 April 2024 - 16:38
Track Rating: Soft 5, Weather: Fine, Rail Position: +3m



Section	Overall	1000m	800m	600m	400m	200m								
Section Times	1:04.52 [4] (0:08.29)	0:56.23 [6] (0:10.80)	0:45.43 [7] (0:10.91)	0:34.52 [8] (0:11.03)	0:23.49 [8] (0:11.57)	0:11.92 [7] (0:11.92)								
Average Speed [km/h]	43.4	67.2	65.8	65.0	62.5	60.6								
Top Speed [km/h]	64.5	68.2	66.6	66.6	64.0	62.7								
Avg. Dist. to Rail [m]	7.4	3.0	0.5	1.0	2.7	7.3								
Avg. Stride Freq. [Hz]	2.2	2.4	2.4	2.4	2.3	2.3								
Avg. Stride Length [m]	5.3	7.7	7.7	7.6	7.4	7.2								





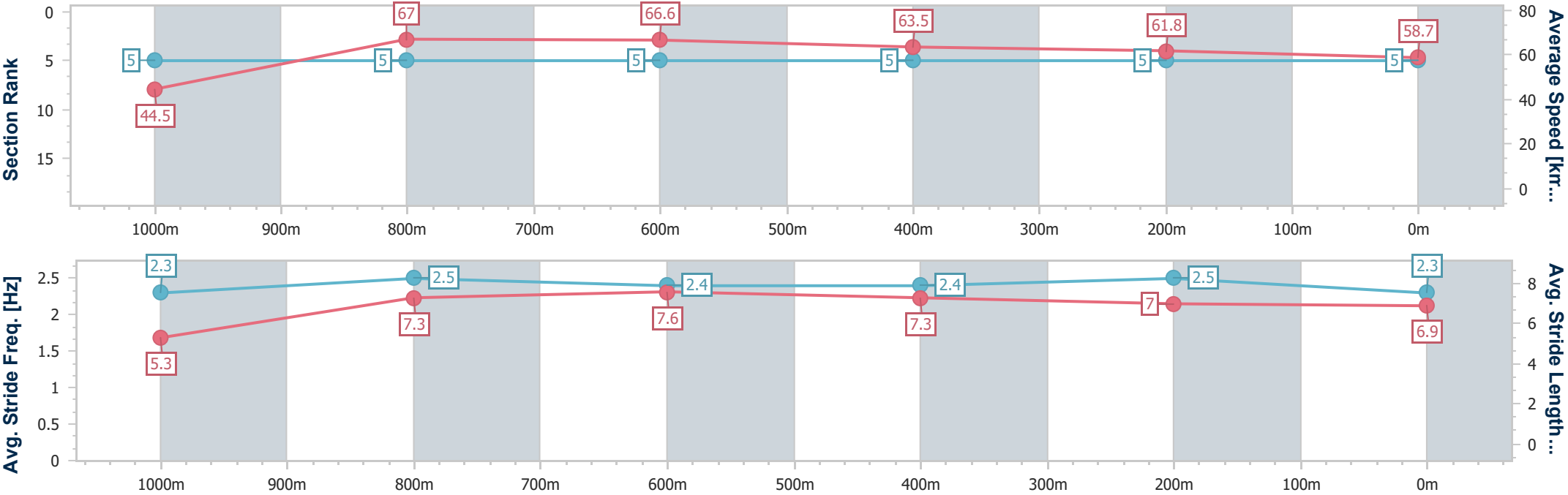
Horse/Jockey Name	It's Gerry
Final Rank	5
Fastest Section Time (Section)	0:08.06 (Overall)
Top Speed [km/h] (Section)	67.8 (1000m)
Race State	Finished



Ipswich QLD Professional
Race 9: SEVEN NEWS BENCHMARK 65 Handicap - 1100m
10 April 2024 - 16:38
Track Rating: Soft 5, Weather: Fine, Rail Position: +3m



Section	Overall	1000m	800m	600m	400m	200m							
Section Times	1:04.78 [5] (0:08.06)	0:56.72 [5] (0:10.78)	0:45.94 [5] (0:10.75)	0:35.19 [5] (0:11.23)	0:23.96 [5] (0:11.65)	0:12.31 [5] (0:12.31)							
Average Speed [km/h]	44.5	67.0	66.6	63.5	61.8	58.7							
Top Speed [km/h]	64.8	67.8	67.0	65.9	62.9	60.3							
Avg. Dist. to Rail [m]	4.2	1.1	1.5	1.9	1.4	4.2							
Avg. Stride Freq. [Hz]	2.3	2.5	2.4	2.4	2.5	2.3							
Avg. Stride Length [m]	5.3	7.3	7.6	7.3	7.0	6.9							





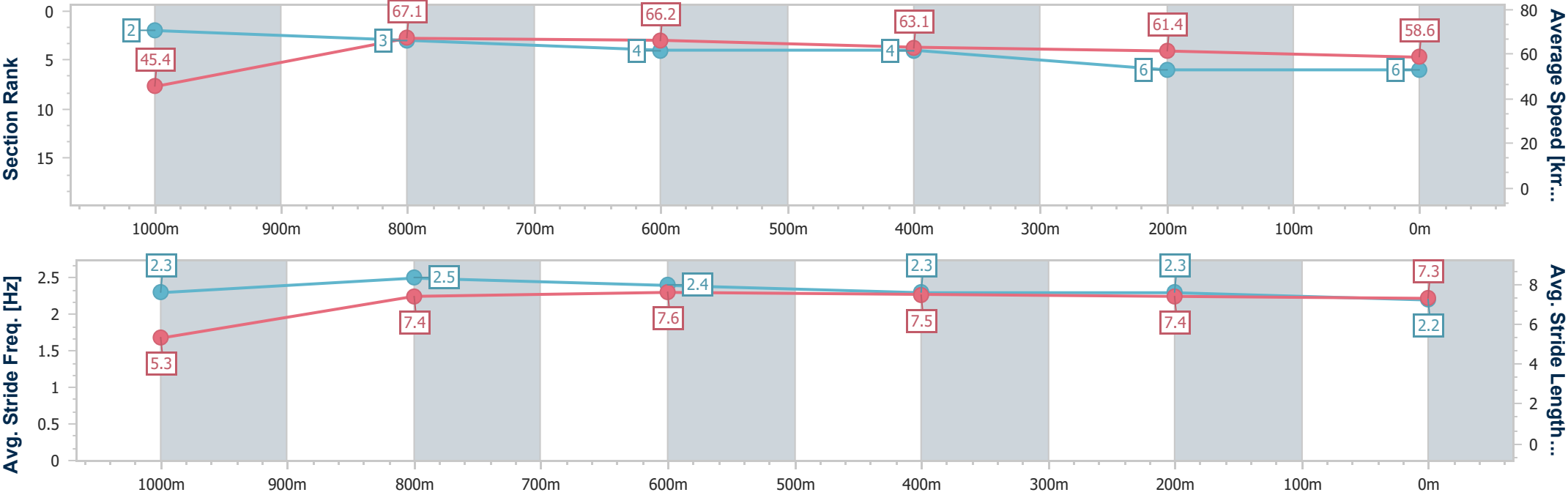
Horse/Jockey Name	Vonzither
Final Rank	6
Fastest Section Time (Section)	0:07.96 (Overall)
Top Speed [km/h] (Section)	67.9 (1000m)
Race State	Finished



Ipswich QLD Professional
Race 9: SEVEN NEWS BENCHMARK 65 Handicap - 1100m
10 April 2024 - 16:38
Track Rating: Soft 5, Weather: Fine, Rail Position: +3m



Section	Overall	1000m	800m	600m	400m	200m							
Section Times	1:04.80 [6] (0:07.96)	0:56.84 [2] (0:10.67)	0:46.17 [3] (0:10.82)	0:35.35 [4] (0:11.31)	0:24.04 [4] (0:11.77)	0:12.27 [6] (0:12.27)							
Average Speed [km/h]	45.4	67.1	66.2	63.1	61.4	58.6							
Top Speed [km/h]	63.4	67.9	67.4	64.5	62.2	60.6							
Avg. Dist. to Rail [m]	2.9	1.2	1.8	1.6	0.6	2.2							
Avg. Stride Freq. [Hz]	2.3	2.5	2.4	2.3	2.3	2.2							
Avg. Stride Length [m]	5.3	7.4	7.6	7.5	7.4	7.3							





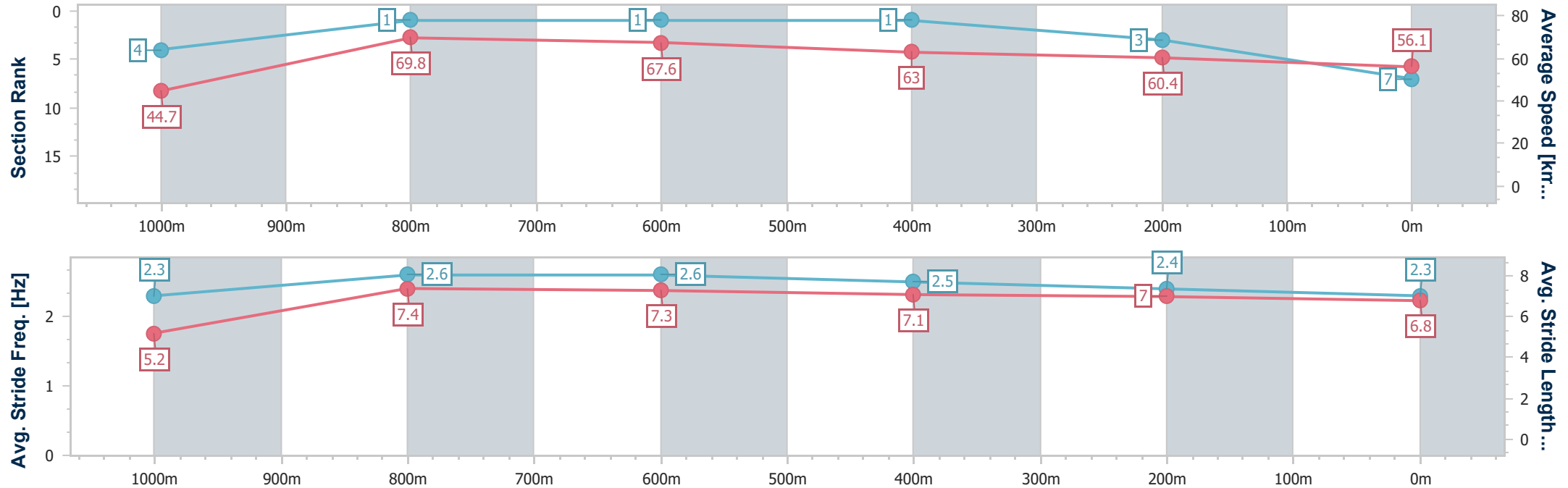
Horse/Jockey Name	Illiciate Affairs
Final Rank	7
Fastest Section Time (Section)	0:08.05 (Overall)
Top Speed [km/h] (Section)	70.9 (1000m)
Race State	Finished



Ipswich QLD Professional
Race 9: SEVEN NEWS BENCHMARK 65 Handicap - 1100m
10 April 2024 - 16:38
Track Rating: Soft 5, Weather: Fine, Rail Position: +3m



Section	Overall	1000m	800m	600m	400m	200m							
Section Times	1:05.07 [7] (0:08.05)	0:57.02 [4] (0:10.37)	0:46.65 [1] (0:10.60)	0:36.05 [1] (0:11.37)	0:24.68 [1] (0:11.88)	0:12.80 [3] (0:12.80)							
Average Speed [km/h]	44.7	69.8	67.6	63.0	60.4	56.1							
Top Speed [km/h]	66.2	70.9	69.3	65.0	62.1	58.7							
Avg. Dist. to Rail [m]	8.2	3.0	1.3	1.3	1.0	2.3							
Avg. Stride Freq. [Hz]	2.3	2.6	2.6	2.5	2.4	2.3							
Avg. Stride Length [m]	5.2	7.4	7.3	7.1	7.0	6.8							





Horse/Jockey Name	Top Bird
Final Rank	8
Fastest Section Time (Section)	0:07.93 (Overall)
Top Speed [km/h] (Section)	69.6 (1000m)
Race State	Finished



Ipswich QLD Professional
Race 9: SEVEN NEWS BENCHMARK 65 Handicap - 1100m
10 April 2024 - 16:38
Track Rating: Soft 5, Weather: Fine, Rail Position: +3m



Section	Overall	1000m	800m	600m	400m	200m							
Section Times	1:05.64 [8] (0:07.93)	0:57.71 [1] (0:10.51)	0:47.20 [2] (0:10.74)	0:36.46 [2] (0:11.43)	0:25.03 [2] (0:12.04)	0:12.99 [8] (0:12.99)							
Average Speed [km/h]	45.4	68.5	66.6	61.9	59.2	55.5							
Top Speed [km/h]	66.3	69.6	68.2	64.8	59.9	58.9							
Avg. Dist. to Rail [m]	8.1	2.0	2.3	3.7	2.3	1.3							
Avg. Stride Freq. [Hz]	2.4	2.7	2.7	2.6	2.5	2.4							
Avg. Stride Length [m]	5.1	7.1	6.9	6.7	6.6	6.5							

