



Doomben QLD Professional
Race 1: STRADBROKE SEASON BOOK NOW QTIS Two-Year-Old Maiden
Plate - 1110m
17 April 2024 - 11:31



Track Rating: Good 4, Weather: Fine, Rail Position: +10m Entire

Section		Overall				1000m	800m	600m	400m	200m	Last 600m		
Field Times		1:04.74				0:55.88	0:45.23	0:34.09	0:22.82	0:11.66	0:34.09		
		(0:08.86)				(0:10.65)	(0:11.14)	(0:11.27)	(0:11.16)	(0:11.66)			
Rank	TAB Horse/Jockey	Barrier	Top Speed [km/h]	Fastest Section								Margin	Distance Travelled [m]
1	7 CARRAVILLA	3	67.0	0:09.20	1:04.74 [1]	0:55.54 [5]	0:44.70 [5]	0:33.74 [4]	0:22.49 [3]	0:11.53 [3]	1:04.74	0:33.74	
	Samantha Collett		1000m	Overall	(0:09.20)	(0:10.84)	(0:10.96)	(0:11.25)	(0:10.96)	(0:11.53)			
2	3 PROVANCE	7	66.9	0:09.46	1:04.94 [2]	0:55.48 [7]	0:44.46 [8]	0:33.45 [8]	0:22.34 [5]	0:11.40 [4]	1.21L	0:33.45	+3
	Ryan Maloney		1000m	Overall	(0:09.46)	(0:11.02)	(0:11.01)	(0:11.11)	(0:10.94)	(0:11.40)			
3	8 LA COMETA	2	69.0	0:09.02	1:05.26 [3]	0:56.24 [3]	0:45.71 [3]	0:34.61 [1]	0:23.34 [1]	0:12.18 [1]	3.09L	0:34.61	-1
	Jim Byrne		1000m	Overall	(0:09.02)	(0:10.53)	(0:11.10)	(0:11.27)	(0:11.16)	(0:12.18)			
4	11 TESSATORI	11	69.5	0:08.91	1:05.33 [4]	0:56.42 [2]	0:45.82 [1]	0:34.59 [2]	0:23.20 [2]	0:12.17 [2]	3.5L	0:34.59	+8
	Melea Castle		1000m	Overall	(0:08.91)	(0:10.60)	(0:11.23)	(0:11.39)	(0:11.03)	(0:12.17)			
5	2 PROCLAIMER	1	66.9	0:09.63	1:05.52 [5]	0:55.89 [9]	0:44.79 [9]	0:33.79 [9]	0:22.42 [9]	0:11.54 [8]	4.63L	0:33.79	+1
	Robbie Dolan		400m	Overall	(0:09.63)	(0:11.10)	(0:11.00)	(0:11.37)	(0:10.88)	(0:11.54)			
6	12 VALLEY OF OWLS	4	68.8	0:09.56	1:05.58 [6]	0:56.02 [8]	0:45.34 [6]	0:34.23 [6]	0:22.86 [7]	0:11.66 [7]	4.94L	0:34.23	-1
	Dale Smith		1000m	Overall	(0:09.56)	(0:10.68)	(0:11.11)	(0:11.37)	(0:11.20)	(0:11.66)			
7	1 MISHANI DESTINY	8	71.1	0:09.13	1:05.83 [7]	0:56.70 [4]	0:45.96 [4]	0:34.58 [5]	0:23.21 [6]	0:12.11 [6]	6.41L	0:34.58	+3
	James Orman		1000m	Overall	(0:09.13)	(0:10.74)	(0:11.38)	(0:11.37)	(0:11.10)	(0:12.11)			
8	5 ZELEZNY	12	69.0	0:08.86	1:05.87 [8]	0:57.01 [1]	0:46.32 [2]	0:34.93 [3]	0:23.53 [4]	0:12.28 [5]	6.65L	0:34.93	+6
	Michael Rodd		1000m	Overall	(0:08.86)	(0:10.69)	(0:11.39)	(0:11.40)	(0:11.25)	(0:12.28)			
9	6 ALECIA	6	68.4	0:09.44	1:06.44 [9]	0:57.00 [6]	0:46.17 [7]	0:35.03 [7]	0:23.36 [8]	0:11.83 [9]	10L	0:35.03	+3
	Damien Thornton		1000m	Overall	(0:09.44)	(0:10.83)	(0:11.14)	(0:11.67)	(0:11.53)	(0:11.83)			

Scratched: Will It Snow (#4), Play It As It Lays (#9), Soul Pursuit (#10), Oriente (#13), I'm Heroic (#14)



Horse/Jockey Name	Carravilla
Final Rank	1
Fastest Section Time (Section)	0:09.20 (Overall)
Top Speed [km/h] (Section)	67.0 (1000m)
Race State	Finished

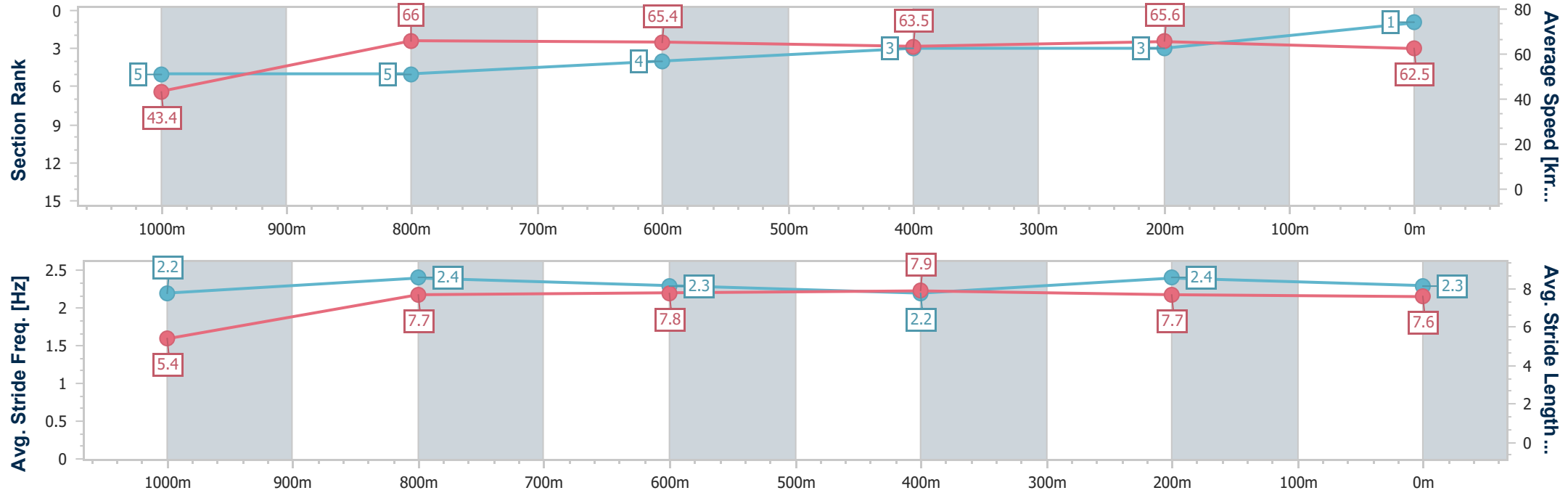


Doomben QLD Professional
Race 1: STRADBROKE SEASON BOOK NOW QTIS Two-Year-
Old Maiden Plate - 1110m
17 April 2024 - 11:31
Track Rating: Good 4, Weather: Fine, Rail Position: +10m Entire



BRISBANE
RACING CLUB

Section	Overall	1000m	800m	600m	400m	200m								
Section Times	1:04.74 [1] (0:09.20)	0:55.54 [5] (0:10.84)	0:44.70 [5] (0:10.96)	0:33.74 [4] (0:11.25)	0:22.49 [3] (0:10.96)	0:11.53 [3] (0:11.53)								
Average Speed [km/h]	43.4	66.0	65.4	63.5	65.6	62.5								
Top Speed [km/h]	66.1	67.0	66.4	64.4	66.6	65.3								
Avg. Dist. to Rail [m]	2.1	1.3	1.7	1.3	0.7	0.5								
Avg. Stride Freq. [Hz]	2.2	2.4	2.3	2.2	2.4	2.3								
Avg. Stride Length [m]	5.4	7.7	7.8	7.9	7.7	7.6								



[] Ranking at each section and finish
-.-.- No data available at this section
NA No data available



Horse/Jockey Name	Provance
Final Rank	2
Fastest Section Time (Section)	0:09.46 (Overall)
Top Speed [km/h] (Section)	66.9 (1000m)
Race State	Finished

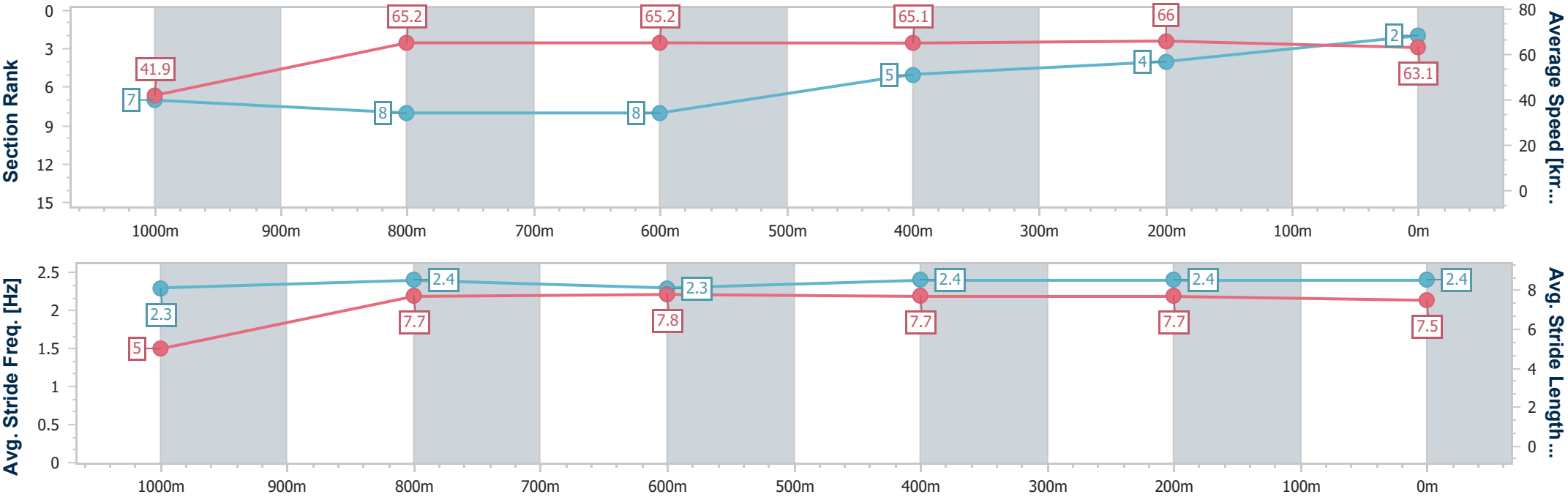


Doomben QLD Professional
Race 1: STRADBROKE SEASON BOOK NOW QTIS Two-Year-
Old Maiden Plate - 1110m
17 April 2024 - 11:31
Track Rating: Good 4, Weather: Fine, Rail Position: +10m Entire



BRISBANE
RACING CLUB

Section	Overall	1000m	800m	600m	400m	200m								
Section Times	1:04.94 [2] (0:09.46)	0:55.48 [7] (0:11.02)	0:44.46 [8] (0:11.01)	0:33.45 [8] (0:11.11)	0:22.34 [5] (0:10.94)	0:11.40 [4] (0:11.40)								
Average Speed [km/h]	41.9	65.2	65.2	65.1	66.0	63.1								
Top Speed [km/h]	62.9	66.9	66.7	65.6	66.6	64.8								
Avg. Dist. to Rail [m]	4.5	0.9	0.6	0.4	2.0	1.4								
Avg. Stride Freq. [Hz]	2.3	2.4	2.3	2.4	2.4	2.4								
Avg. Stride Length [m]	5.0	7.7	7.8	7.7	7.7	7.5								





Horse/Jockey Name	La Cometa
Final Rank	3
Fastest Section Time (Section)	0:09.02 (Overall)
Top Speed [km/h] (Section)	69.0 (1000m)
Race State	Finished

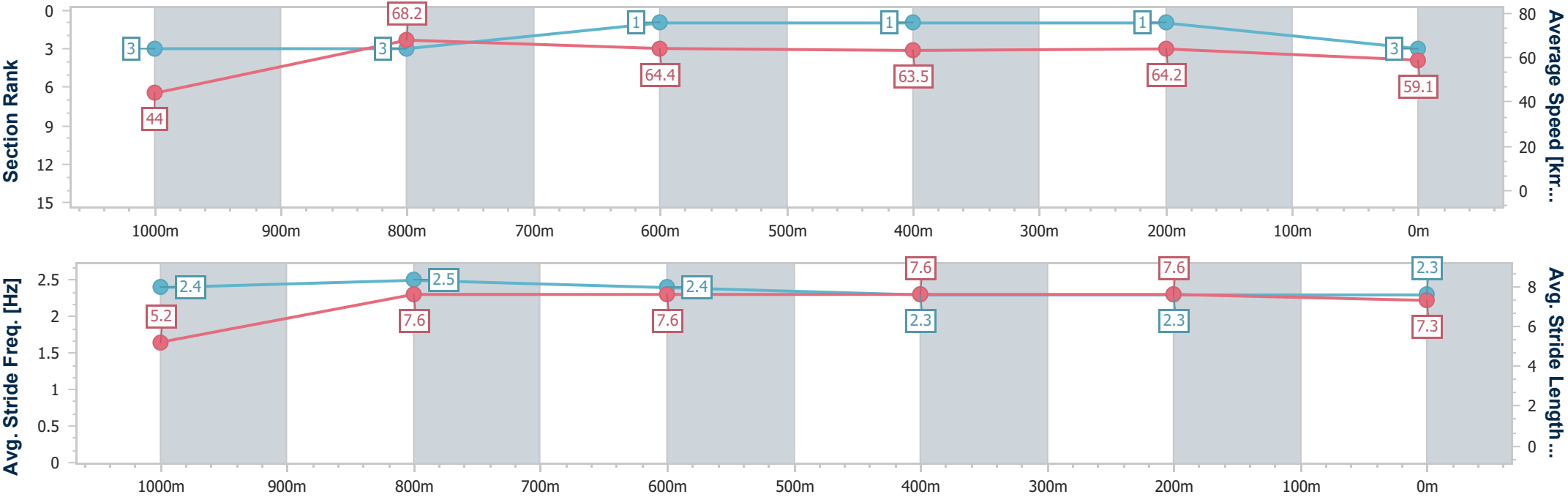


Doomben QLD Professional
Race 1: STRADBROKE SEASON BOOK NOW QTIS Two-Year-
Old Maiden Plate - 1110m
17 April 2024 - 11:31
Track Rating: Good 4, Weather: Fine, Rail Position: +10m Entire



BRISBANE
RACING CLUB

Section	Overall	1000m	800m	600m	400m	200m								
Section Times	1:05.26 [3] (0:09.02)	0:56.24 [3] (0:10.53)	0:45.71 [3] (0:11.10)	0:34.61 [1] (0:11.27)	0:23.34 [1] (0:11.16)	0:12.18 [1] (0:12.18)								
Average Speed [km/h]	44.0	68.2	64.4	63.5	64.2	59.1								
Top Speed [km/h]	65.7	69.0	66.5	64.2	65.7	62.9								
Avg. Dist. to Rail [m]	1.0	0.5	1.2	1.5	2.2	2.7								
Avg. Stride Freq. [Hz]	2.4	2.5	2.4	2.3	2.3	2.3								
Avg. Stride Length [m]	5.2	7.6	7.6	7.6	7.6	7.3								





Horse/Jockey Name	Tessatori
Final Rank	4
Fastest Section Time (Section)	0:08.91 (Overall)
Top Speed [km/h] (Section)	69.5 (1000m)
Race State	Finished

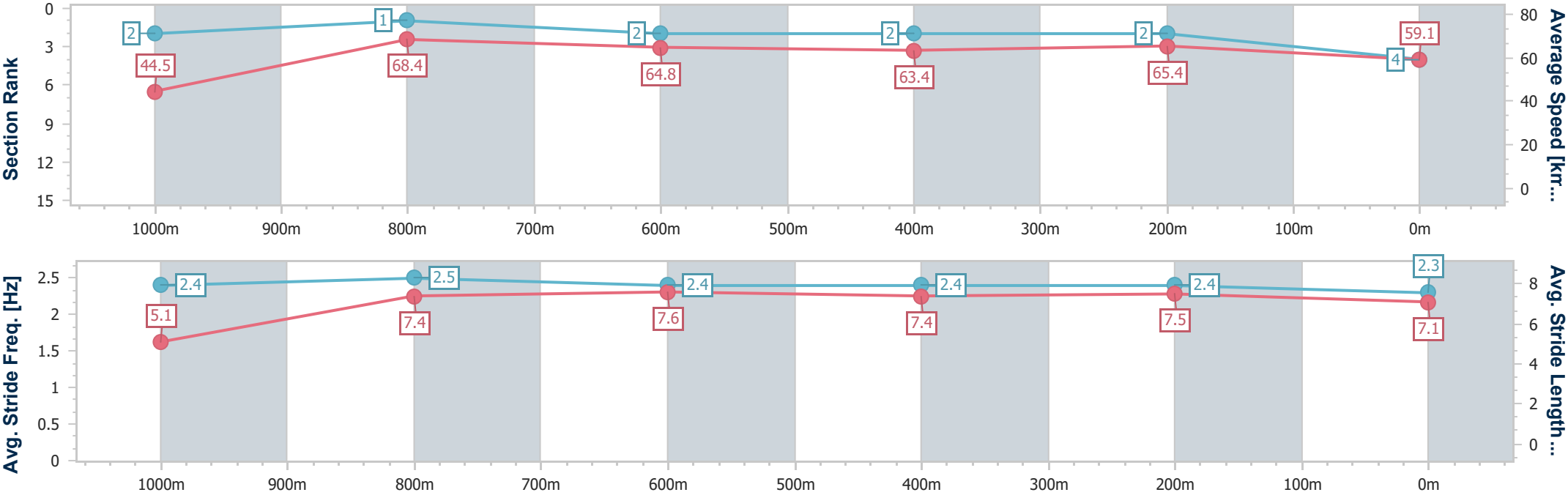


Doomben QLD Professional
Race 1: STRADBROKE SEASON BOOK NOW QTIS Two-Year-
Old Maiden Plate - 1110m
17 April 2024 - 11:31
Track Rating: Good 4, Weather: Fine, Rail Position: +10m Entire



BRISBANE
RACING CLUB

Section	Overall	1000m	800m	600m	400m	200m							
Section Times	1:05.33 [4] (0:08.91)	0:56.42 [2] (0:10.60)	0:45.82 [1] (0:11.23)	0:34.59 [2] (0:11.39)	0:23.20 [2] (0:11.03)	0:12.17 [2] (0:12.17)							
Average Speed [km/h]	44.5	68.4	64.8	63.4	65.4	59.1							
Top Speed [km/h]	65.8	69.5	67.2	65.5	66.6	64.0							
Avg. Dist. to Rail [m]	7.3	2.5	1.7	1.0	0.2	0.9							
Avg. Stride Freq. [Hz]	2.4	2.5	2.4	2.4	2.4	2.3							
Avg. Stride Length [m]	5.1	7.4	7.6	7.4	7.5	7.1							





Horse/Jockey Name	Proclaimer
Final Rank	5
Fastest Section Time (Section)	0:09.63 (Overall)
Top Speed [km/h] (Section)	66.9 (400m)
Race State	Finished

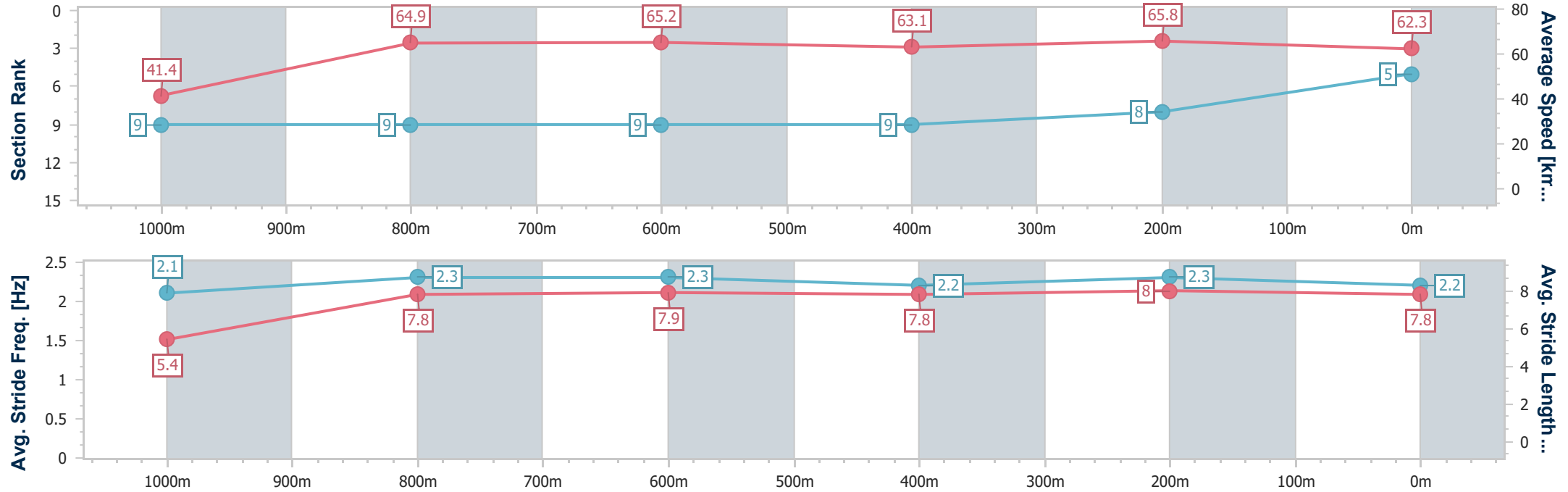


Doomben QLD Professional
Race 1: STRADBROKE SEASON BOOK NOW QTIS Two-Year-
Old Maiden Plate - 1110m
17 April 2024 - 11:31
Track Rating: Good 4, Weather: Fine, Rail Position: +10m Entire



BRISBANE
RACING CLUB

Section	Overall	1000m	800m	600m	400m	200m							
Section Times	1:05.52 [5] (0:09.63)	0:55.89 [9] (0:11.10)	0:44.79 [9] (0:11.00)	0:33.79 [9] (0:11.37)	0:22.42 [9] (0:10.88)	0:11.54 [8] (0:11.54)							
Average Speed [km/h]	41.4	64.9	65.2	63.1	65.8	62.3							
Top Speed [km/h]	63.2	66.3	66.7	65.2	66.9	66.0							
Avg. Dist. to Rail [m]	1.6	0.3	0.3	1.2	1.4	2.7							
Avg. Stride Freq. [Hz]	2.1	2.3	2.3	2.2	2.3	2.2							
Avg. Stride Length [m]	5.4	7.8	7.9	7.8	8.0	7.8							





Horse/Jockey Name	Valley Of Owls
Final Rank	6
Fastest Section Time (Section)	0:09.56 (Overall)
Top Speed [km/h] (Section)	68.8 (1000m)
Race State	Finished

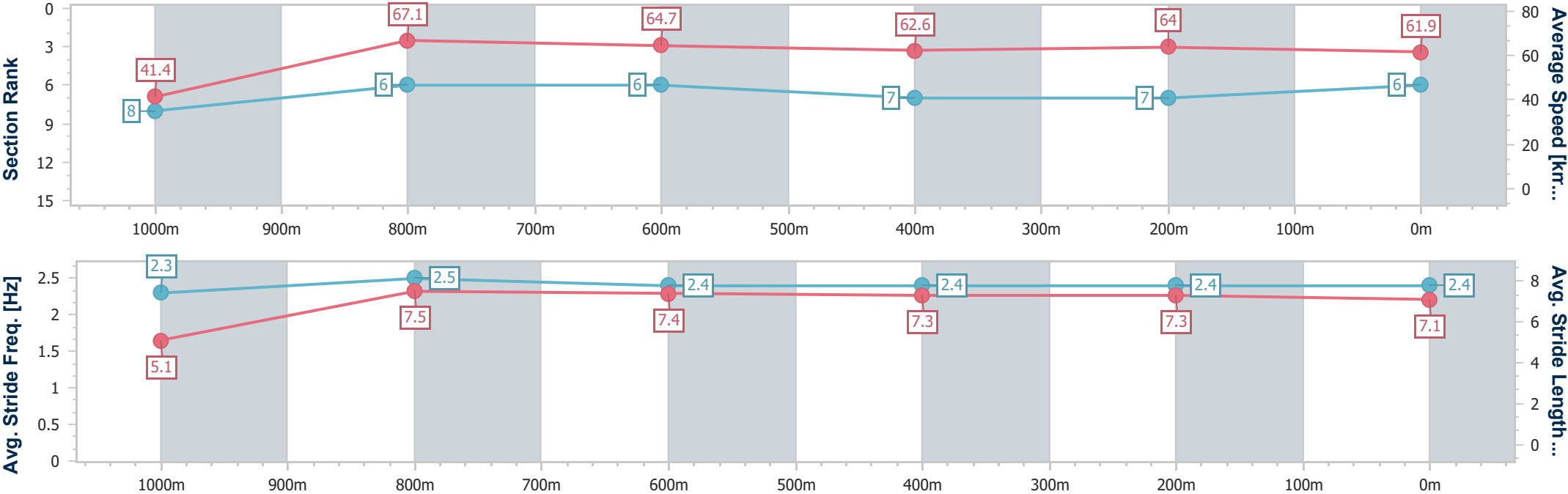


Doomben QLD Professional
Race 1: STRADBROKE SEASON BOOK NOW QTIS Two-Year-
Old Maiden Plate - 1110m
17 April 2024 - 11:31
Track Rating: Good 4, Weather: Fine, Rail Position: +10m Entire



BRISBANE
RACING CLUB

Section	Overall	1000m	800m	600m	400m	200m								
Section Times	1:05.58 [6] (0:09.56)	0:56.02 [8] (0:10.68)	0:45.34 [6] (0:11.11)	0:34.23 [6] (0:11.37)	0:22.86 [7] (0:11.20)	0:11.66 [7] (0:11.66)								
Average Speed [km/h]	41.4	67.1	64.7	62.6	64.0	61.9								
Top Speed [km/h]	65.9	68.8	65.6	64.4	65.6	64.8								
Avg. Dist. to Rail [m]	3.0	0.7	1.2	1.6	1.3	1.2								
Avg. Stride Freq. [Hz]	2.3	2.5	2.4	2.4	2.4	2.4								
Avg. Stride Length [m]	5.1	7.5	7.4	7.3	7.3	7.1								



[] Ranking at each section and finish
-.-.- No data available at this section
NA No data available



Horse/Jockey Name	Mishani Destiny
Final Rank	7
Fastest Section Time (Section)	0:09.13 (Overall)
Top Speed [km/h] (Section)	71.1 (1000m)
Race State	Finished

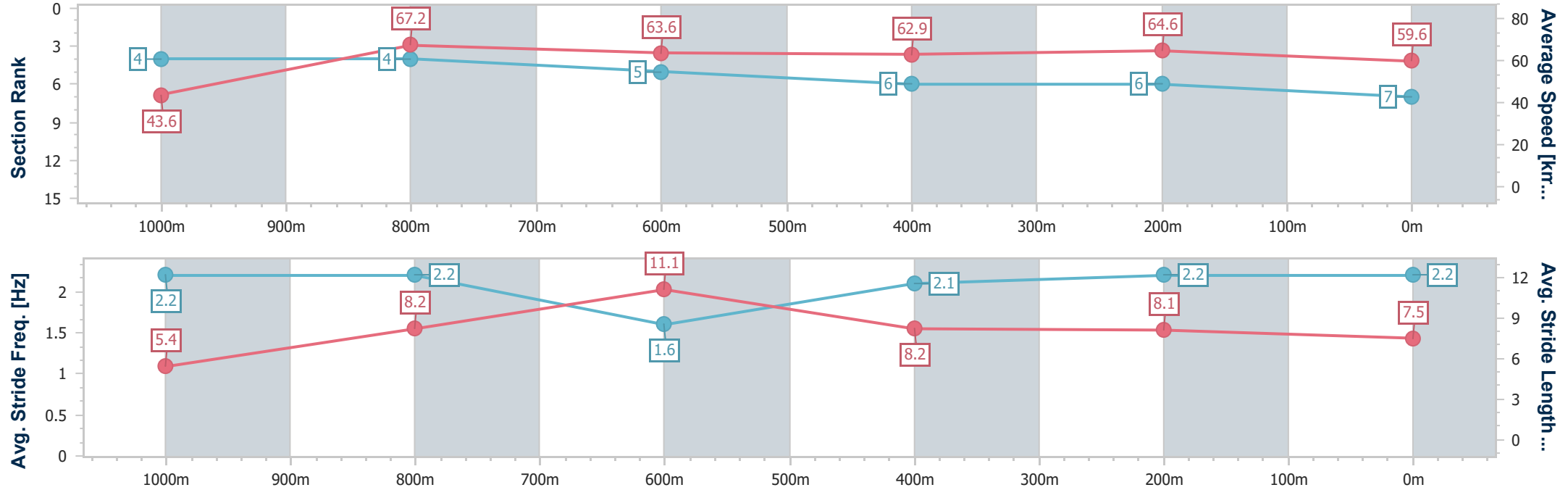


Doomben QLD Professional
Race 1: STRADBROKE SEASON BOOK NOW QTIS Two-Year-
Old Maiden Plate - 1110m
17 April 2024 - 11:31
Track Rating: Good 4, Weather: Fine, Rail Position: +10m Entire



BRISBANE
RACING CLUB

Section	Overall	1000m	800m	600m	400m	200m								
Section Times	1:05.83 [7] (0:09.13)	0:56.70 [4] (0:10.74)	0:45.96 [4] (0:11.38)	0:34.58 [5] (0:11.37)	0:23.21 [6] (0:11.10)	0:12.11 [6] (0:12.11)								
Average Speed [km/h]	43.6	67.2	63.6	62.9	64.6	59.6								
Top Speed [km/h]	67.9	71.1	65.4	64.3	66.1	62.0								
Avg. Dist. to Rail [m]	7.3	2.0	0.5	1.2	1.3	0.4								
Avg. Stride Freq. [Hz]	2.2	2.2	1.6	2.1	2.2	2.2								
Avg. Stride Length [m]	5.4	8.2	11.1	8.2	8.1	7.5								



[] Ranking at each section and finish
- - - - No data available at this section
NA No data available



Horse/Jockey Name	Zelezny
Final Rank	8
Fastest Section Time (Section)	0:08.86 (Overall)
Top Speed [km/h] (Section)	69.0 (1000m)
Race State	Finished

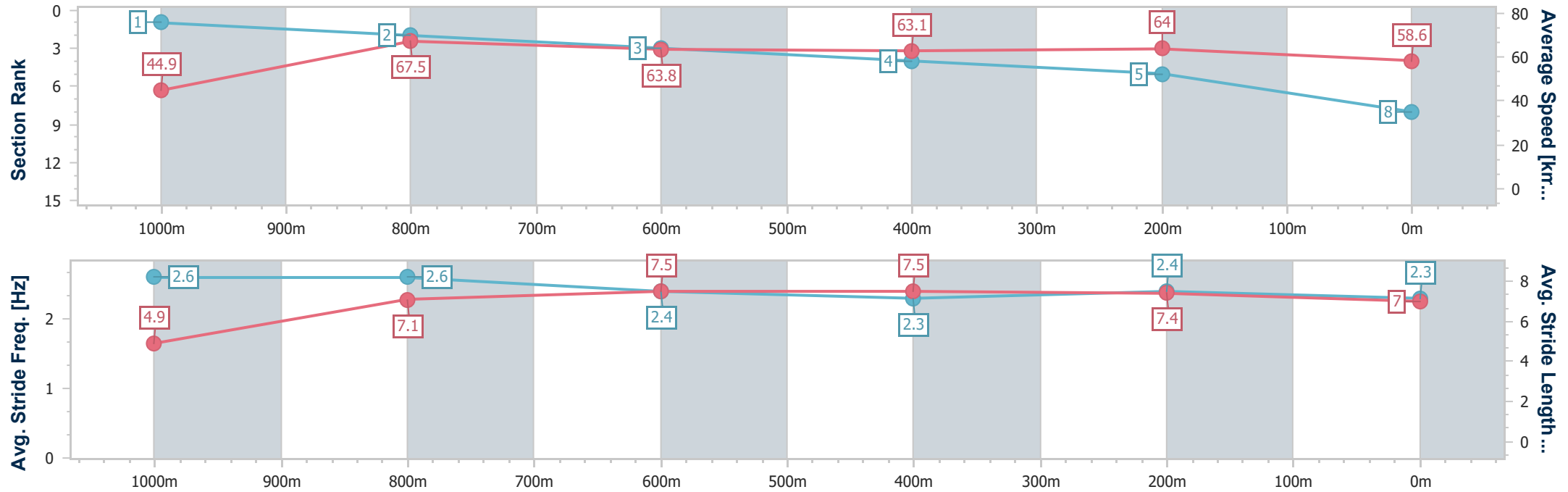


Doomben QLD Professional
Race 1: STRADBROKE SEASON BOOK NOW QTIS Two-Year-
Old Maiden Plate - 1110m
17 April 2024 - 11:31
Track Rating: Good 4, Weather: Fine, Rail Position: +10m Entire



BRISBANE
RACING CLUB

Section	Overall	1000m	800m	600m	400m	200m								
Section Times	1:05.87 [8] (0:08.86)	0:57.01 [1] (0:10.69)	0:46.32 [2] (0:11.39)	0:34.93 [3] (0:11.40)	0:23.53 [4] (0:11.25)	0:12.28 [5] (0:12.28)								
Average Speed [km/h]	44.9	67.5	63.8	63.1	64.0	58.6								
Top Speed [km/h]	65.5	69.0	67.0	64.0	65.1	61.8								
Avg. Dist. to Rail [m]	8.9	2.8	1.4	0.3	1.4	2.6								
Avg. Stride Freq. [Hz]	2.6	2.6	2.4	2.3	2.4	2.3								
Avg. Stride Length [m]	4.9	7.1	7.5	7.5	7.4	7.0								





Horse/Jockey Name	Alecia
Final Rank	9
Fastest Section Time (Section)	0:09.44 (Overall)
Top Speed [km/h] (Section)	68.4 (1000m)
Race State	Finished

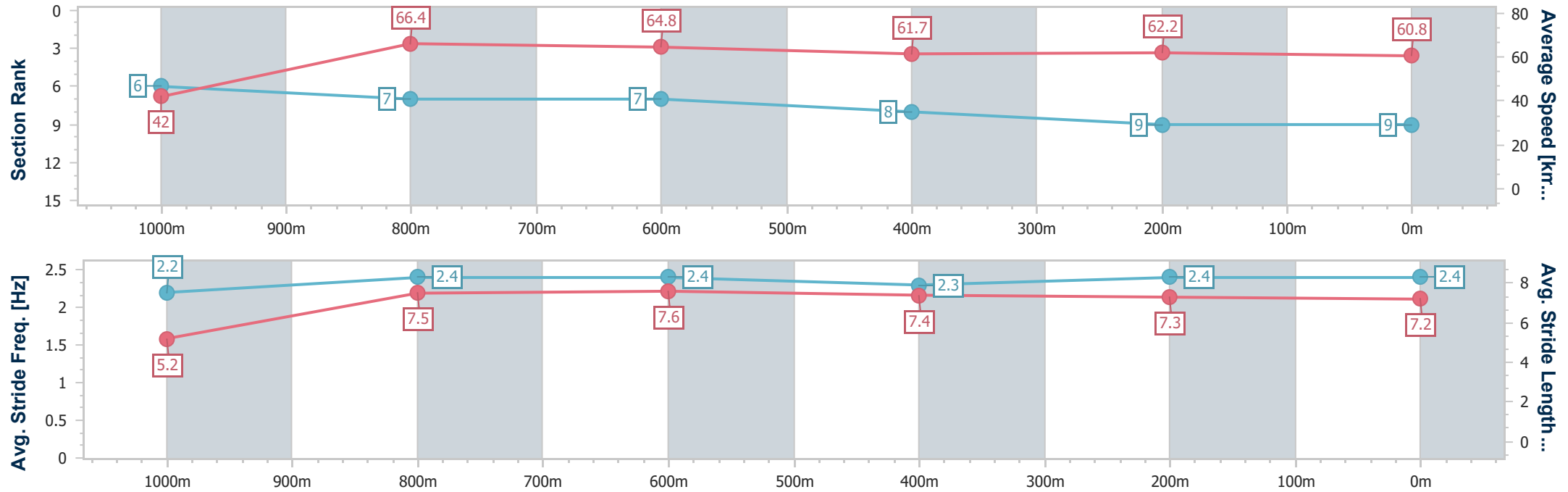


Doomben QLD Professional
Race 1: STRADBROKE SEASON BOOK NOW QTIS Two-Year-
Old Maiden Plate - 1110m
17 April 2024 - 11:31
Track Rating: Good 4, Weather: Fine, Rail Position: +10m Entire



BRISBANE
RACING CLUB

Section	Overall	1000m	800m	600m	400m	200m								
Section Times	1:06.44 [9] (0:09.44)	0:57.00 [6] (0:10.83)	0:46.17 [7] (0:11.14)	0:35.03 [7] (0:11.67)	0:23.36 [8] (0:11.53)	0:11.83 [9] (0:11.83)								
Average Speed [km/h]	42.0	66.4	64.8	61.7	62.2	60.8								
Top Speed [km/h]	63.4	68.4	67.4	63.2	63.8	62.1								
Avg. Dist. to Rail [m]	5.2	1.8	0.6	0.7	0.7	0.6								
Avg. Stride Freq. [Hz]	2.2	2.4	2.4	2.3	2.4	2.4								
Avg. Stride Length [m]	5.2	7.5	7.6	7.4	7.3	7.2								





Doomben QLD Professional

Race 2: CASCADE QTIS Three-Year-Old Maiden Handicap - 1110m

17 April 2024 - 12:01



BRISBANE
RACING CLUB

Track Rating: Good 4, Weather: Fine, Rail Position: +10m Entire

Section						Overall	1000m	800m	600m	400m	200m	Last 600m		
Field Times						1:04.37 (0:08.57)	0:55.80 (0:10.68)	0:45.12 (0:11.56)	0:33.56 (0:11.50)	0:22.06 (0:10.78)	0:11.28 (0:11.28)	0:33.56		
Rank	TAB	Horse/Jockey	Barrier	Top Speed [km/h]	Fastest Section							Margin	Distance Travelled [m]	
1	3	ADRANOS	9	69.3	0:08.67	1:04.37 [1]	0:55.70 [4]	0:44.60 [4]	0:33.14 [4]	0:21.87 [3]	0:11.25 [2]	1:04.37	0:33.14	
		Ryan Maloney		400m	Overall	(0:08.67)	(0:11.10)	(0:11.46)	(0:11.27)	(0:10.62)	(0:11.25)			
2	6	MERCIAN	7	69.3	0:08.60	1:04.38 [2]	0:55.78 [3]	0:44.74 [3]	0:33.28 [3]	0:21.79 [4]	0:11.22 [3]	0.07L	0:33.28	-2
		Bailey Wheeler		400m	Overall	(0:08.60)	(0:11.04)	(0:11.46)	(0:11.49)	(0:10.57)	(0:11.22)			
3	1	TALTARNI FIELDS	3	69.2	0:08.58	1:04.43 [3]	0:55.85 [2]	0:45.18 [1]	0:33.62 [1]	0:22.12 [1]	0:11.34 [1]	0.36L	0:33.62	-1
		Cejay Graham		1000m	Overall	(0:08.58)	(0:10.67)	(0:11.56)	(0:11.50)	(0:10.78)	(0:11.34)			
4	2	ABOUT TO EXPLODE	6	70.5	0:09.19	1:04.71 [4]	0:55.52 [9]	0:44.08 [10]	0:32.77 [10]	0:21.41 [9]	0:11.00 [6]	2.02L	0:32.77	+1
		James Orman		400m	Overall	(0:09.19)	(0:11.44)	(0:11.31)	(0:11.36)	(0:10.41)	(0:11.00)			
5	8	RUSTIC TZAR	4	69.4	0:08.71	1:04.74 [5]	0:56.03 [5]	0:44.88 [5]	0:33.38 [5]	0:21.87 [5]	0:11.27 [5]	2.22L	0:33.38	-3
		Robbie Dolan		400m	Overall	(0:08.71)	(0:11.15)	(0:11.50)	(0:11.51)	(0:10.60)	(0:11.27)			
6	14	ENCRYPTED ELEGANCE	12	68.8	0:08.57	1:05.15 [6]	0:56.58 [1]	0:45.77 [2]	0:34.17 [2]	0:22.69 [2]	0:11.77 [4]	4.59L	0:34.17	+0
		Boris Thornton		1000m	Overall	(0:08.57)	(0:10.81)	(0:11.60)	(0:11.48)	(0:10.92)	(0:11.77)			
7	11	ELECTRIC ARROW	5	68.2	0:09.02	1:05.24 [7]	0:56.22 [8]	0:45.16 [6]	0:33.59 [7]	0:22.11 [7]	0:11.46 [7]	5.17L	0:33.59	+1
		Justin Stanley		400m	Overall	(0:09.02)	(0:11.06)	(0:11.57)	(0:11.48)	(0:10.65)	(0:11.46)			
8	4	BETTER BE SLICK	8	67.9	0:09.29	1:05.35 [8]	0:56.06 [10]	0:44.95 [9]	0:33.62 [8]	0:22.10 [8]	0:11.28 [9]	5.77L	0:33.62	+0
		Mark Du Plessis		400m	Overall	(0:09.29)	(0:11.11)	(0:11.33)	(0:11.52)	(0:10.82)	(0:11.28)			
9	9	TAKIN'HELL	1	66.7	0:08.95	1:06.01 [9]	0:57.06 [6]	0:45.66 [8]	0:34.20 [9]	0:22.57 [10]	0:11.71 [10]	9.66L	0:34.20	-2
		Jim Byrne		400m	Overall	(0:08.95)	(0:11.40)	(0:11.46)	(0:11.63)	(0:10.86)	(0:11.71)			
10	13	BENNU	13	67.2	0:08.98	1:06.47 [10]	0:57.49 [7]	0:46.39 [7]	0:35.02 [6]	0:23.56 [6]	0:12.51 [8]	12.35L	0:35.02	-2
		Andrew Spinks		800m	Overall	(0:08.98)	(0:11.10)	(0:11.37)	(0:11.46)	(0:11.05)	(0:12.51)			

Scratched: Boom In The Dark (#5), Peaceful Prince (#7), Mystic Mac (#10), Kelanoa (#12)

Report Created: Wed 17 April 2024 13:47 GMT+10 (Note: Timing is based on position data)

Page 1/11

[] Ranking at each section and finish
-:-:- No data available at this section
NA No data available

SCN Saddle cloth number
DNF Did not finish
DNT Did not track

data processed by  TRIPLESDATA



Horse/Jockey Name	Adranos
Final Rank	1
Fastest Section Time (Section)	0:08.67 (Overall)
Top Speed [km/h] (Section)	69.3 (400m)
Race State	Finished

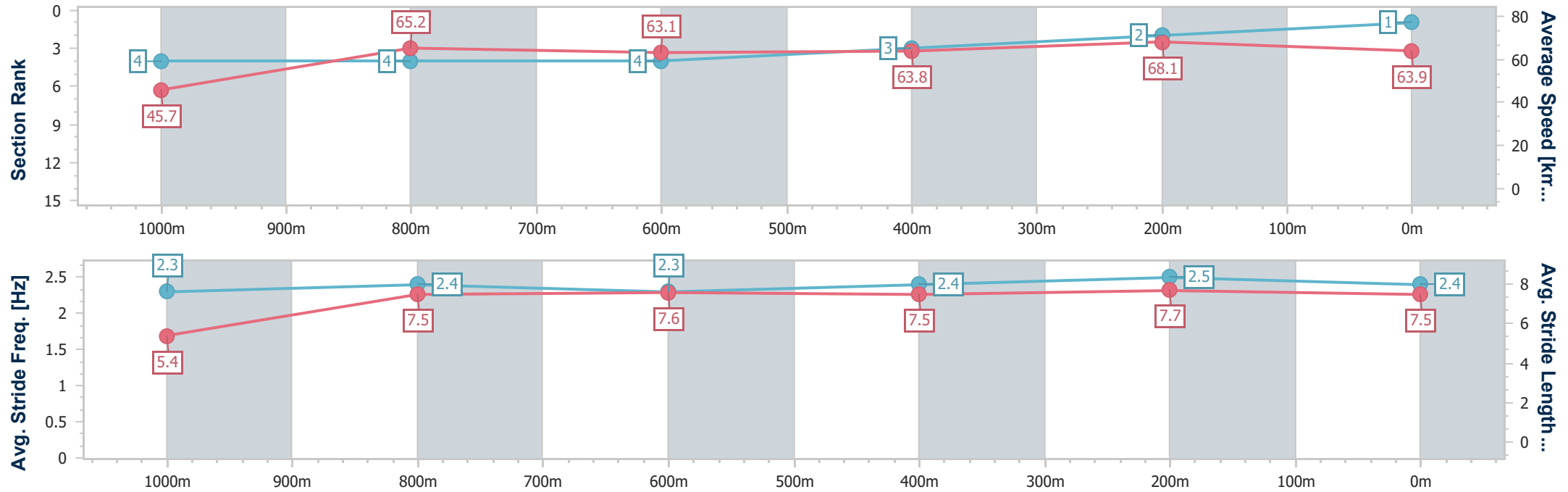


Doomben QLD Professional
Race 2: CASCADE QTIS Three-Year-Old Maiden Handicap - 1110m
17 April 2024 - 12:01
Track Rating: Good 4, Weather: Fine, Rail Position: +10m Entire



BRISBANE
RACING CLUB

Section	Overall	1000m	800m	600m	400m	200m								
Section Times	1:04.37 [1] (0:08.67)	0:55.70 [4] (0:11.10)	0:44.60 [4] (0:11.46)	0:33.14 [4] (0:11.27)	0:21.87 [3] (0:10.62)	0:11.25 [2] (0:11.25)								
Average Speed [km/h]	45.7	65.2	63.1	63.8	68.1	63.9								
Top Speed [km/h]	62.9	66.2	66.0	67.0	69.3	66.7								
Avg. Dist. to Rail [m]	6.5	1.7	1.0	0.5	1.3	1.0								
Avg. Stride Freq. [Hz]	2.3	2.4	2.3	2.4	2.5	2.4								
Avg. Stride Length [m]	5.4	7.5	7.6	7.5	7.7	7.5								





Horse/Jockey Name	Mercian
Final Rank	2
Fastest Section Time (Section)	0:08.60 (Overall)
Top Speed [km/h] (Section)	69.3 (400m)
Race State	Finished

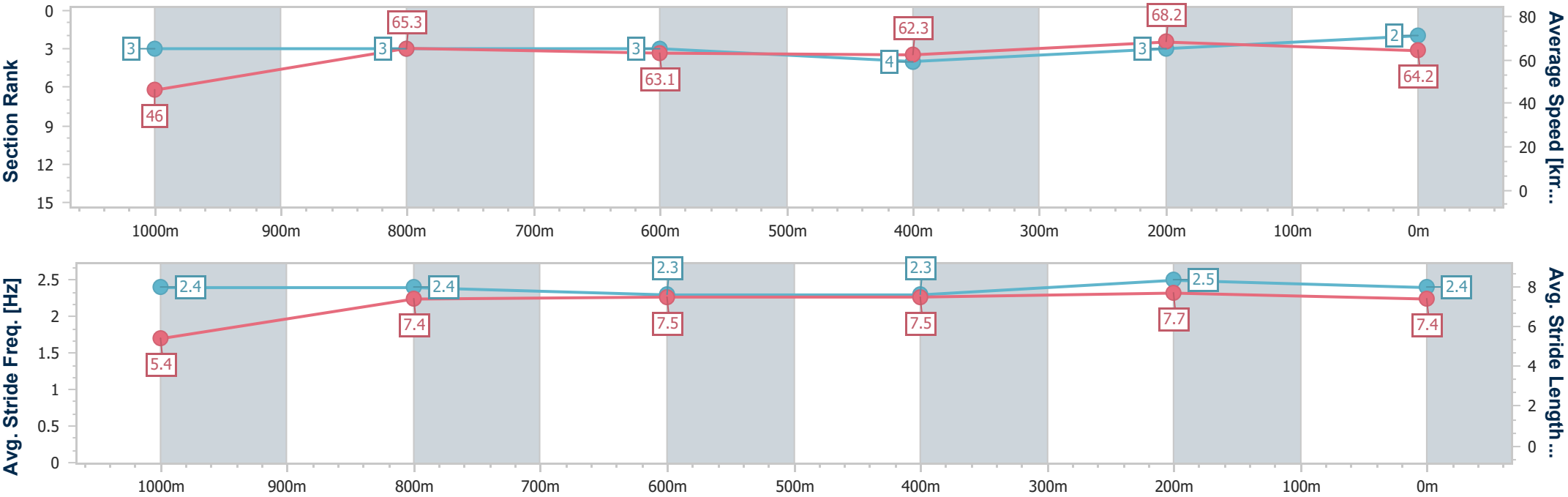


Doomben QLD Professional
Race 2: CASCADE QTIS Three-Year-Old Maiden Handicap - 1110m
17 April 2024 - 12:01
Track Rating: Good 4, Weather: Fine, Rail Position: +10m Entire



BRISBANE
RACING CLUB

Section	Overall	1000m	800m	600m	400m	200m								
Section Times	1:04.38 [2] (0:08.60)	0:55.78 [3] (0:11.04)	0:44.74 [3] (0:11.46)	0:33.28 [3] (0:11.49)	0:21.79 [4] (0:10.57)	0:11.22 [3] (0:11.22)								
Average Speed [km/h]	46.0	65.3	63.1	62.3	68.2	64.2								
Top Speed [km/h]	65.6	66.9	64.5	65.9	69.3	68.0								
Avg. Dist. to Rail [m]	4.5	0.9	0.3	0.3	0.7	0.8								
Avg. Stride Freq. [Hz]	2.4	2.4	2.3	2.3	2.5	2.4								
Avg. Stride Length [m]	5.4	7.4	7.5	7.5	7.7	7.4								





Horse/Jockey Name	Taltarni Fields
Final Rank	3
Fastest Section Time (Section)	0:08.58 (Overall)
Top Speed [km/h] (Section)	69.2 (1000m)
Race State	Finished

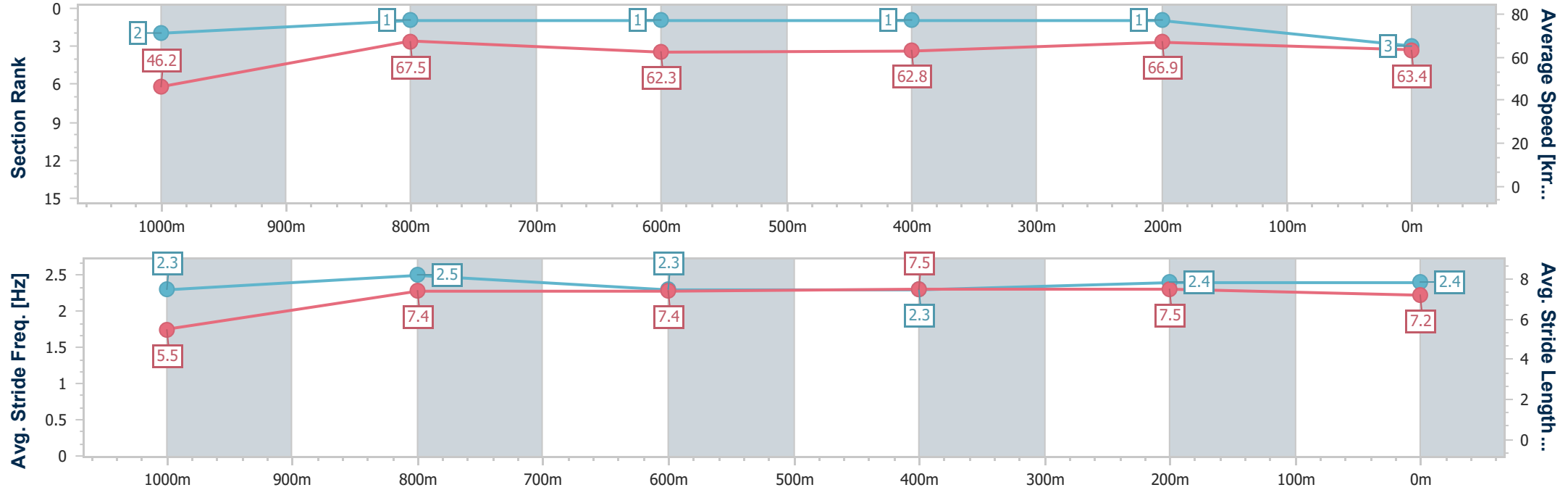


Doomben QLD Professional
Race 2: CASCADE QTIS Three-Year-Old Maiden Handicap - 1110m
17 April 2024 - 12:01
Track Rating: Good 4, Weather: Fine, Rail Position: +10m Entire



BRISBANE
RACING CLUB

Section	Overall	1000m	800m	600m	400m	200m							
Section Times	1:04.43 [3] (0:08.58)	0:55.85 [2] (0:10.67)	0:45.18 [1] (0:11.56)	0:33.62 [1] (0:11.50)	0:22.12 [1] (0:10.78)	0:11.34 [1] (0:11.34)							
Average Speed [km/h]	46.2	67.5	62.3	62.8	66.9	63.4							
Top Speed [km/h]	66.7	69.2	65.7	65.8	67.7	66.1							
Avg. Dist. to Rail [m]	1.7	0.4	0.3	0.5	0.4	0.9							
Avg. Stride Freq. [Hz]	2.3	2.5	2.3	2.3	2.4	2.4							
Avg. Stride Length [m]	5.5	7.4	7.4	7.5	7.5	7.2							





Horse/Jockey Name	About To Explode
Final Rank	4
Fastest Section Time (Section)	0:09.19 (Overall)
Top Speed [km/h] (Section)	70.5 (400m)
Race State	Finished

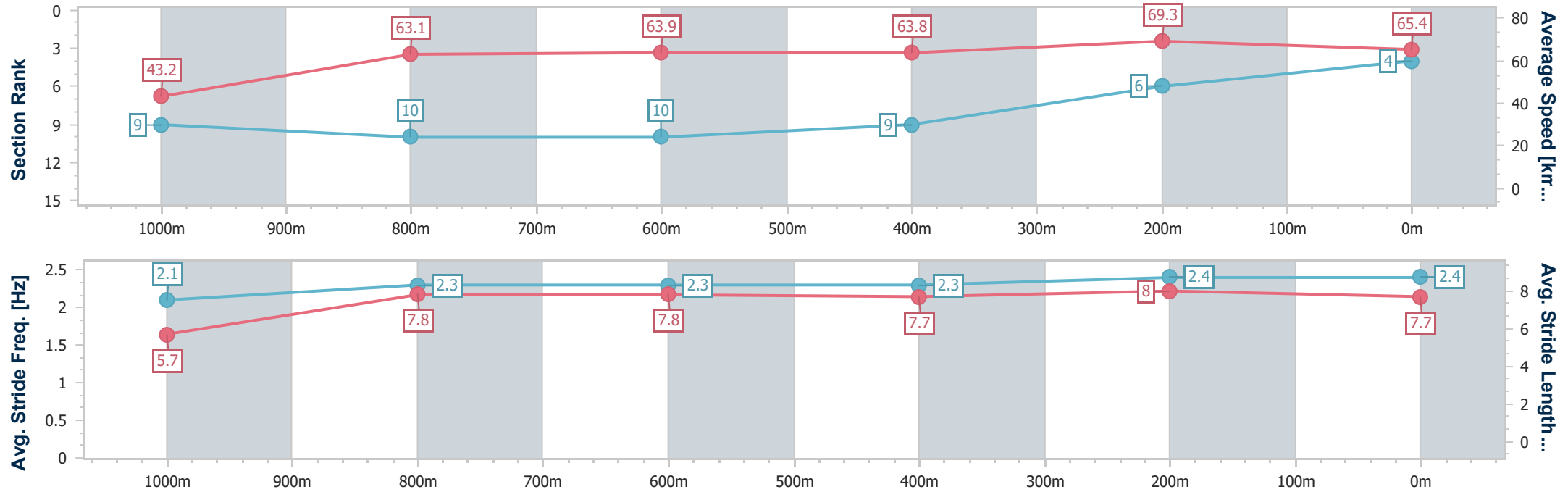


Doomben QLD Professional
Race 2: CASCADE QTIS Three-Year-Old Maiden Handicap - 1110m
17 April 2024 - 12:01
Track Rating: Good 4, Weather: Fine, Rail Position: +10m Entire



BRISBANE
RACING CLUB

Section	Overall	1000m	800m	600m	400m	200m								
Section Times	1:04.71 [4] (0:09.19)	0:55.52 [9] (0:11.44)	0:44.08 [10] (0:11.31)	0:32.77 [10] (0:11.36)	0:21.41 [9] (0:10.41)	0:11.00 [6] (0:11.00)								
Average Speed [km/h]	43.2	63.1	63.9	63.8	69.3	65.4								
Top Speed [km/h]	62.6	64.9	65.7	67.8	70.5	68.5								
Avg. Dist. to Rail [m]	3.2	0.8	0.7	1.1	2.2	6.5								
Avg. Stride Freq. [Hz]	2.1	2.3	2.3	2.3	2.4	2.4								
Avg. Stride Length [m]	5.7	7.8	7.8	7.7	8.0	7.7								





Horse/Jockey Name	Rustic Tzar
Final Rank	5
Fastest Section Time (Section)	0:08.71 (Overall)
Top Speed [km/h] (Section)	69.4 (400m)
Race State	Finished

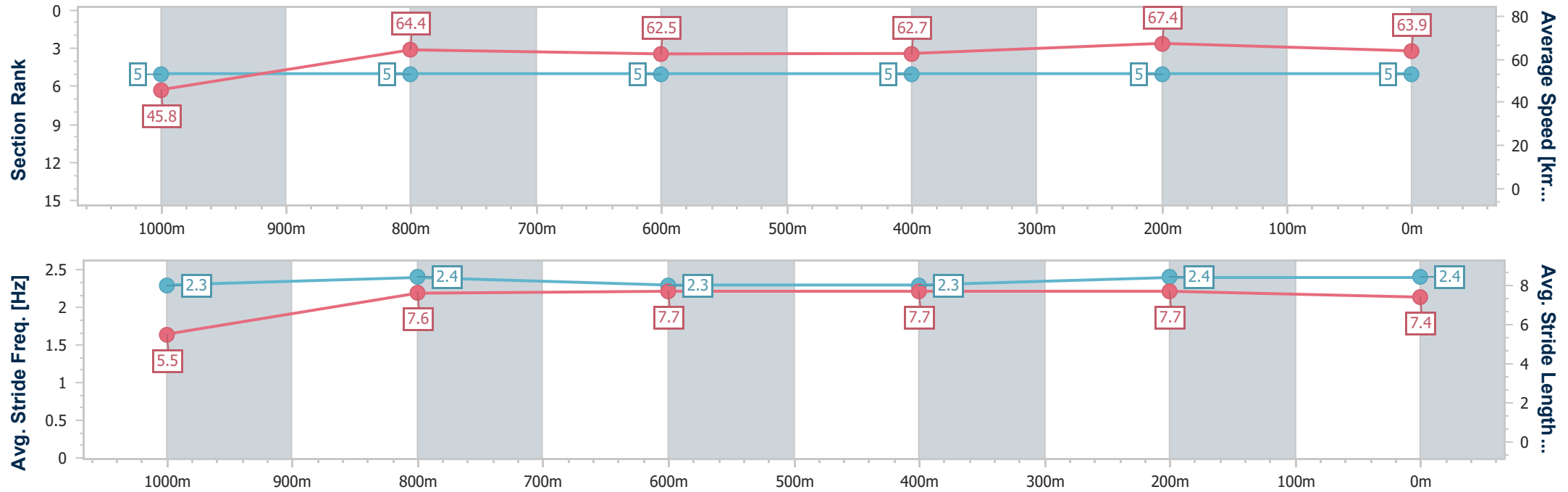


Doomben QLD Professional
Race 2: CASCADE QTIS Three-Year-Old Maiden Handicap - 1110m
17 April 2024 - 12:01
Track Rating: Good 4, Weather: Fine, Rail Position: +10m Entire



BRISBANE
RACING CLUB

Section	Overall	1000m	800m	600m	400m	200m								
Section Times	1:04.74 [5] (0:08.71)	0:56.03 [5] (0:11.15)	0:44.88 [5] (0:11.50)	0:33.38 [5] (0:11.51)	0:21.87 [5] (0:10.60)	0:11.27 [5] (0:11.27)								
Average Speed [km/h]	45.8	64.4	62.5	62.7	67.4	63.9								
Top Speed [km/h]	61.5	66.1	64.2	65.3	69.4	66.6								
Avg. Dist. to Rail [m]	2.6	0.2	0.4	0.3	1.0	0.8								
Avg. Stride Freq. [Hz]	2.3	2.4	2.3	2.3	2.4	2.4								
Avg. Stride Length [m]	5.5	7.6	7.7	7.7	7.7	7.4								





Horse/Jockey Name	Encrypted Elegance
Final Rank	6
Fastest Section Time (Section)	0:08.57 (Overall)
Top Speed [km/h] (Section)	68.8 (1000m)
Race State	Finished

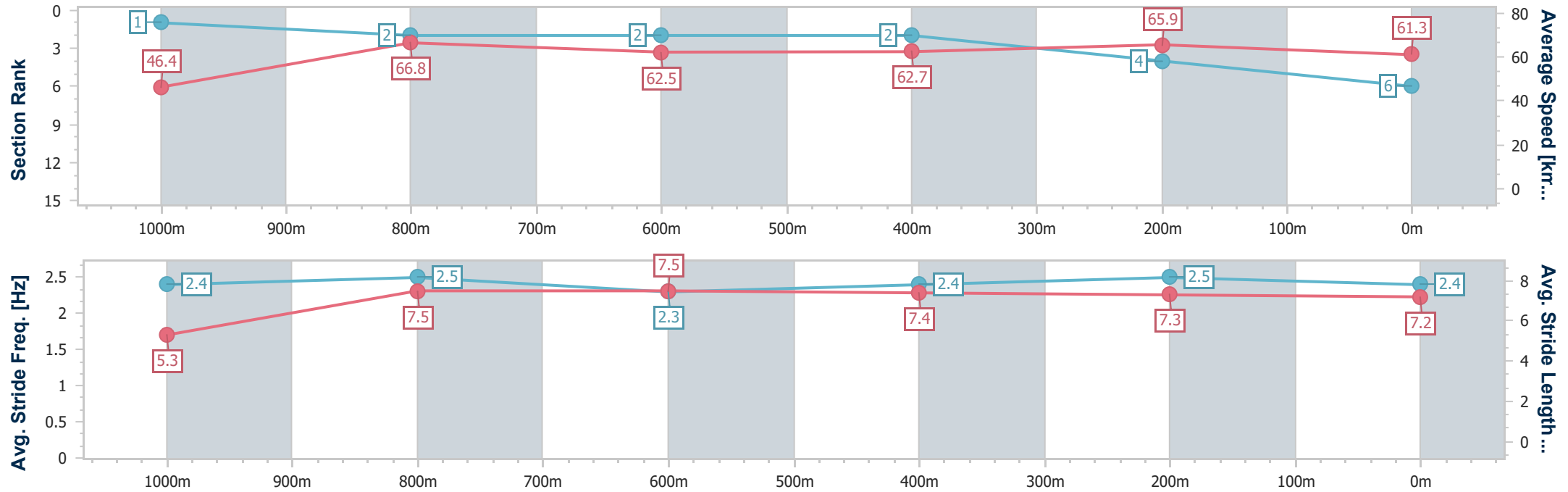


Doomben QLD Professional
Race 2: CASCADE QTIS Three-Year-Old Maiden Handicap - 1110m
17 April 2024 - 12:01
Track Rating: Good 4, Weather: Fine, Rail Position: +10m Entire



BRISBANE
RACING CLUB

Section	Overall	1000m	800m	600m	400m	200m								
Section Times	1:05.15 [6] (0:08.57)	0:56.58 [1] (0:10.81)	0:45.77 [2] (0:11.60)	0:34.17 [2] (0:11.48)	0:22.69 [2] (0:10.92)	0:11.77 [4] (0:11.77)								
Average Speed [km/h]	46.4	66.8	62.5	62.7	65.9	61.3								
Top Speed [km/h]	66.6	68.8	63.6	65.4	66.7	64.8								
Avg. Dist. to Rail [m]	8.4	2.3	1.0	0.7	1.2	1.0								
Avg. Stride Freq. [Hz]	2.4	2.5	2.3	2.4	2.5	2.4								
Avg. Stride Length [m]	5.3	7.5	7.5	7.4	7.3	7.2								





Horse/Jockey Name	Electric Arrow
Final Rank	7
Fastest Section Time (Section)	0:09.02 (Overall)
Top Speed [km/h] (Section)	68.2 (400m)
Race State	Finished

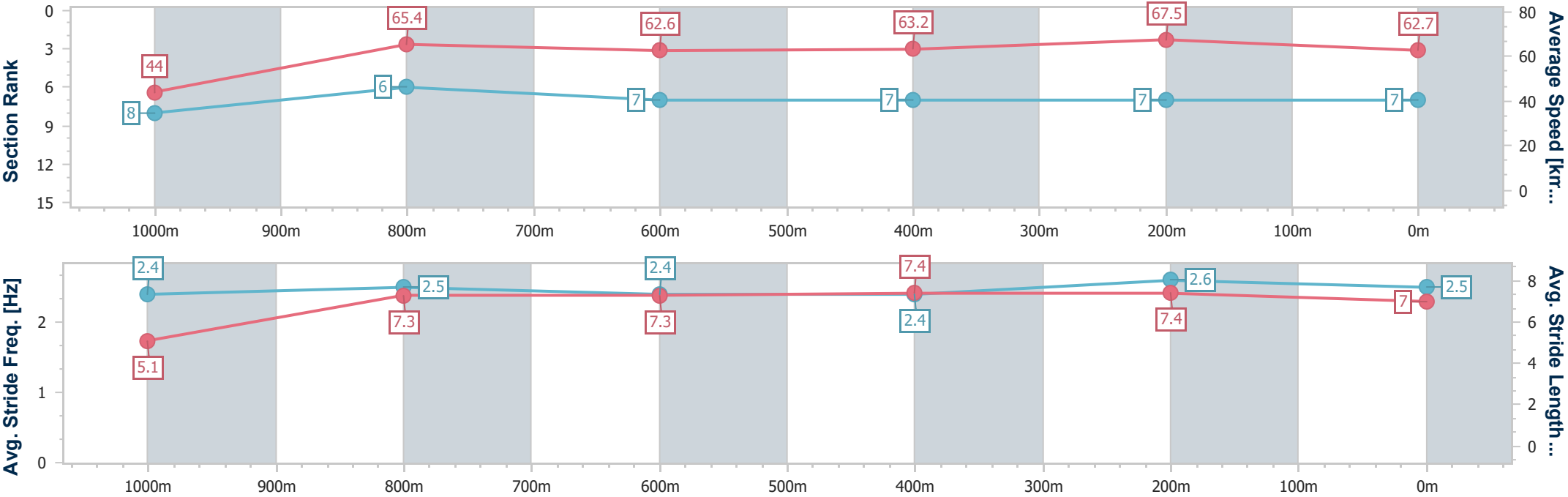


Doomben QLD Professional
Race 2: CASCADE QTIS Three-Year-Old Maiden Handicap - 1110m
17 April 2024 - 12:01
Track Rating: Good 4, Weather: Fine, Rail Position: +10m Entire



BRISBANE
RACING CLUB

Section	Overall	1000m	800m	600m	400m	200m								
Section Times	1:05.24 [7] (0:09.02)	0:56.22 [8] (0:11.06)	0:45.16 [6] (0:11.57)	0:33.59 [7] (0:11.48)	0:22.11 [7] (0:10.65)	0:11.46 [7] (0:11.46)								
Average Speed [km/h]	44.0	65.4	62.6	63.2	67.5	62.7								
Top Speed [km/h]	64.0	66.5	65.7	66.9	68.2	66.1								
Avg. Dist. to Rail [m]	3.3	1.7	1.3	0.8	1.8	3.7								
Avg. Stride Freq. [Hz]	2.4	2.5	2.4	2.4	2.6	2.5								
Avg. Stride Length [m]	5.1	7.3	7.3	7.4	7.4	7.0								



[] Ranking at each section and finish
- - - - - No data available at this section
NA No data available



Horse/Jockey Name	Better Be Slick
Final Rank	8
Fastest Section Time (Section)	0:09.29 (Overall)
Top Speed [km/h] (Section)	67.9 (400m)
Race State	Finished

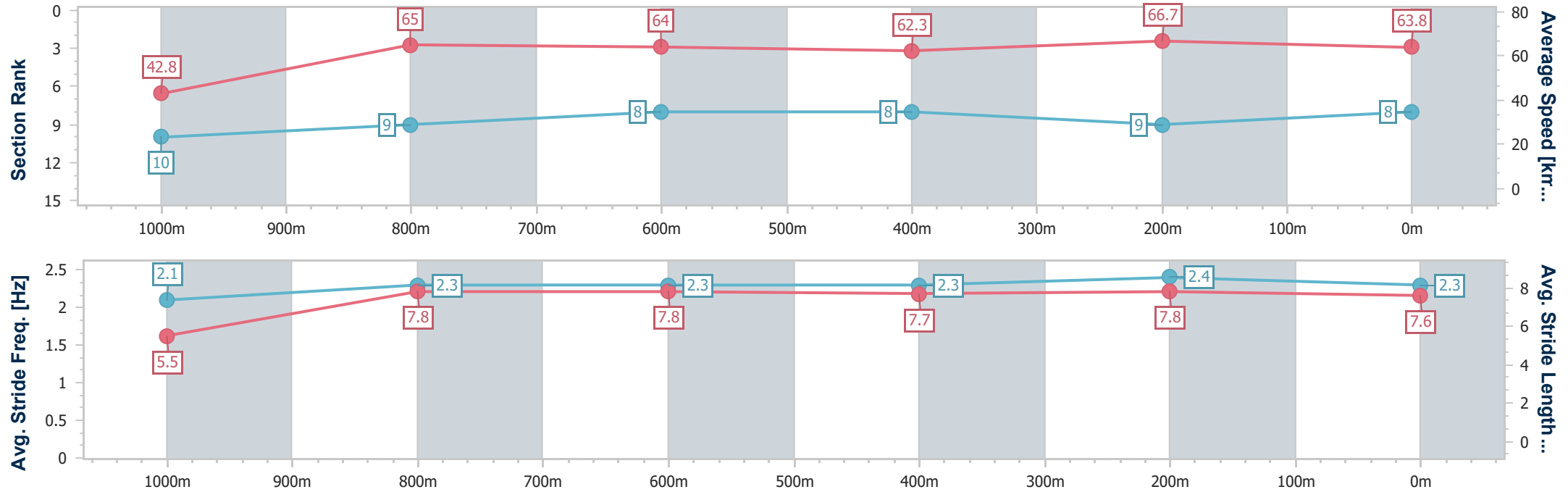


Doomben QLD Professional
Race 2: CASCADE QTIS Three-Year-Old Maiden Handicap - 1110m
17 April 2024 - 12:01
Track Rating: Good 4, Weather: Fine, Rail Position: +10m Entire



BRISBANE
RACING CLUB

Section	Overall	1000m	800m	600m	400m	200m								
Section Times	1:05.35 [8] (0:09.29)	0:56.06 [10] (0:11.11)	0:44.95 [9] (0:11.33)	0:33.62 [8] (0:11.52)	0:22.10 [8] (0:10.82)	0:11.28 [9] (0:11.28)								
Average Speed [km/h]	42.8	65.0	64.0	62.3	66.7	63.8								
Top Speed [km/h]	63.9	66.3	66.9	66.4	67.9	66.8								
Avg. Dist. to Rail [m]	4.3	1.1	1.0	0.3	0.2	0.3								
Avg. Stride Freq. [Hz]	2.1	2.3	2.3	2.3	2.4	2.3								
Avg. Stride Length [m]	5.5	7.8	7.8	7.7	7.8	7.6								





Horse/Jockey Name	Takin'hell
Final Rank	9
Fastest Section Time (Section)	0:08.95 (Overall)
Top Speed [km/h] (Section)	66.7 (400m)
Race State	Finished

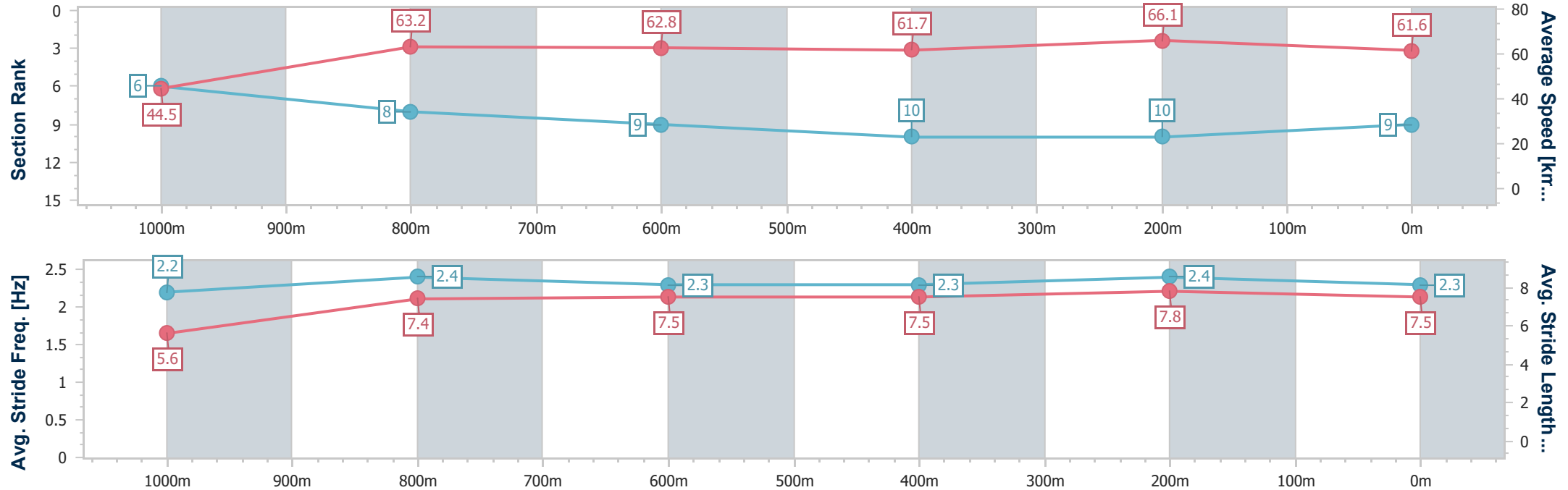


Doomben QLD Professional
Race 2: CASCADE QTIS Three-Year-Old Maiden Handicap - 1110m
17 April 2024 - 12:01
Track Rating: Good 4, Weather: Fine, Rail Position: +10m Entire



BRISBANE
RACING CLUB

Section	Overall	1000m	800m	600m	400m	200m								
Section Times	1:06.01 [9] (0:08.95)	0:57.06 [6] (0:11.40)	0:45.66 [8] (0:11.46)	0:34.20 [9] (0:11.63)	0:22.57 [10] (0:10.86)	0:11.71 [10] (0:11.71)								
Average Speed [km/h]	44.5	63.2	62.8	61.7	66.1	61.6								
Top Speed [km/h]	61.7	64.9	66.1	65.8	66.7	65.6								
Avg. Dist. to Rail [m]	1.6	0.7	0.1	0.8	0.7	0.9								
Avg. Stride Freq. [Hz]	2.2	2.4	2.3	2.3	2.4	2.3								
Avg. Stride Length [m]	5.6	7.4	7.5	7.5	7.8	7.5								





Horse/Jockey Name	Bennu
Final Rank	10
Fastest Section Time (Section)	0:08.98 (Overall)
Top Speed [km/h] (Section)	67.2 (800m)
Race State	Finished

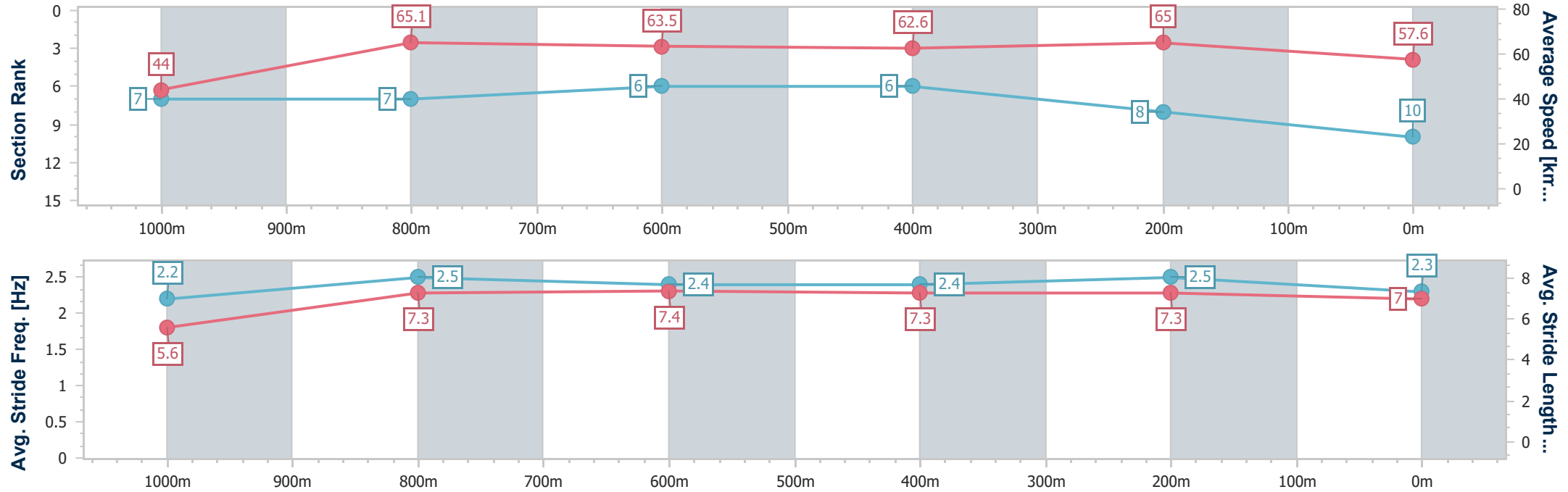


Doomben QLD Professional
Race 2: CASCADE QTIS Three-Year-Old Maiden Handicap - 1110m
17 April 2024 - 12:01
Track Rating: Good 4, Weather: Fine, Rail Position: +10m Entire



BRISBANE
RACING CLUB

Section	Overall	1000m	800m	600m	400m	200m								
Section Times	1:06.47 [10] (0:08.98)	0:57.49 [7] (0:11.10)	0:46.39 [7] (0:11.37)	0:35.02 [6] (0:11.46)	0:23.56 [6] (0:11.05)	0:12.51 [8] (0:12.51)								
Average Speed [km/h]	44.0	65.1	63.5	62.6	65.0	57.6								
Top Speed [km/h]	62.8	67.0	67.2	65.9	66.3	62.4								
Avg. Dist. to Rail [m]	9.5	1.8	0.4	0.5	0.6	0.8								
Avg. Stride Freq. [Hz]	2.2	2.5	2.4	2.4	2.5	2.3								
Avg. Stride Length [m]	5.6	7.3	7.4	7.3	7.3	7.0								





Doomben QLD Professional
Race 3: RACEZONE NATIONAL APPRENTICE RACE SERIES Maiden
Plate - 2000m
17 April 2024 - 12:35



Track Rating: Good 4, Weather: Fine, Rail Position: +10m Entire

Section						Overall	1800m	1600m	1400m	1200m	1000m	800m	Last 600m	
Field Times						2:09.00 (0:17.90)	1:51.10 (0:11.83)	1:39.27 (0:12.18)	1:27.09 (0:12.91)	1:14.18 (0:12.83)	1:01.35 (0:12.79)	0:48.56 (0:12.47)	0:36.09	
Rank	TAB	Horse/Jockey	Barrier	Top Speed [km/h]	Fastest Section									Distance Travelled [m]
1	11	HATASU	5	64.3	0:11.44	2:09.00 [1]	1:50.09 [10]	1:38.12 [9]	1:26.05 [8]	1:13.05 [10]	1:00.51 [9]	0:47.58 [9]	0:35.34	
		Casey Waddell		400m	400m	(0:18.91)	(0:11.97)	(0:12.07)	(0:13.00)	(0:12.54)	(0:12.93)	(0:12.24)		
2	6	JUNGLE JET	10	62.7	0:11.71	2:09.29 [2]	1:50.21 [11]	1:38.14 [11]	1:26.00 [10]	1:13.36 [8]	1:00.94 [8]	0:48.32 [6]	0:35.95	+4
		Victoria Corver		400m	400m	(0:19.08)	(0:12.07)	(0:12.14)	(0:12.64)	(0:12.42)	(0:12.62)	(0:12.37)		
3	4	ACES UP	12	66.9	0:11.58	2:09.34 [3]	1:51.17 [4]	1:39.59 [2]	1:27.43 [1]	1:14.47 [2]	1:01.66 [2]	0:48.87 [2]	0:36.42	+0
		Jade Hampson		Overall	1800m	(0:18.17)	(0:11.58)	(0:12.16)	(0:12.96)	(0:12.81)	(0:12.79)	(0:12.45)		
4	9	YARRA PRINCESS	4	62.7	0:11.71	2:09.73 [4]	1:50.48 [12]	1:38.27 [12]	1:25.89 [12]	1:13.27 [12]	1:00.62 [12]	0:47.94 [11]	0:35.79	-7
		Cejay Graham		400m	400m	(0:19.25)	(0:12.21)	(0:12.38)	(0:12.62)	(0:12.65)	(0:12.68)	(0:12.15)		
5	3	VAIN LUKE	1	63.5	0:11.84	2:09.99 [5]	1:51.64 [5]	1:39.59 [5]	1:27.37 [6]	1:14.29 [7]	1:01.69 [7]	0:48.84 [7]	0:36.49	-10
		Jake Molloy		Overall	400m	(0:18.35)	(0:12.05)	(0:12.22)	(0:13.08)	(0:12.60)	(0:12.85)	(0:12.35)		
6	7	IN THE PICTURE	6	62.6	0:11.97	2:10.22 [6]	1:51.60 [7]	1:39.48 [8]	1:27.23 [9]	1:14.28 [9]	1:01.72 [10]	0:48.76 [10]	0:36.50	-12
		Rochelle Milnes		Overall	400m	(0:18.62)	(0:12.12)	(0:12.25)	(0:12.95)	(0:12.56)	(0:12.96)	(0:12.26)		
7	10	COOL PROPHET	3	62.3	0:11.85	2:10.26 [7]	1:51.40 [9]	1:39.21 [10]	1:26.86 [11]	1:13.85 [11]	1:01.20 [11]	0:48.45 [12]	0:36.26	-8
		Tahlia Fenlon		400m	400m	(0:18.86)	(0:12.19)	(0:12.35)	(0:13.01)	(0:12.65)	(0:12.75)	(0:12.19)		
8	2	PUSH TURBO	8	63.8	0:11.82	2:10.34 [8]	1:52.21 [3]	1:40.39 [3]	1:28.10 [3]	1:15.10 [3]	1:02.39 [3]	0:49.43 [5]	0:37.13	-4
		Marnu Potgieter		Overall	1800m	(0:18.13)	(0:11.82)	(0:12.29)	(0:13.00)	(0:12.71)	(0:12.96)	(0:12.30)		
9	5	BREYTENBACH	11	63.8	0:11.83	2:10.41 [9]	1:52.51 [1]	1:40.68 [1]	1:28.49 [2]	1:15.59 [1]	1:02.76 [1]	0:49.97 [1]	0:37.50	-8
		Taylor Johnstone		Overall	1800m	(0:17.90)	(0:11.83)	(0:12.19)	(0:12.90)	(0:12.83)	(0:12.79)	(0:12.47)		
10	1	NO DOUBLE DIPPING	13	65.4	0:12.01	2:10.47 [10]	1:52.38 [2]	1:40.37 [4]	1:28.10 [4]	1:14.91 [5]	1:02.25 [6]	0:49.24 [8]	0:36.93	-2
		Dan McGillivray		Overall	1800m	(0:18.09)	(0:12.01)	(0:12.27)	(0:13.19)	(0:12.66)	(0:13.01)	(0:12.31)		

Scratched: Lazarus (#13)

Report Created: Wed 17 April 2024 16:16 GMT+10 (Note: Timing is based on position data)

Page 1/16

[] Ranking at each section and finish
-:-:- No data available at this section
NA No data available

SCN Saddle cloth number
DNF Did not finish
DNT Did not track

data processed by  TRIPLESDATA



Doomben QLD Professional
Race 3: RACEZONE NATIONAL APPRENTICE RACE SERIES Maiden
Plate - 2000m
17 April 2024 - 12:35



Track Rating: Good 4, Weather: Fine, Rail Position: +10m Entire

Section					Overall	1800m	1600m	1400m	1200m	1000m	800m	Last 600m		
Field Times					2:09.00 (0:17.90)	1:51.10 (0:11.83)	1:39.27 (0:12.18)	1:27.09 (0:12.91)	1:14.18 (0:12.83)	1:01.35 (0:12.79)	0:48.56 (0:12.47)	0:36.09		
Rank	TAB	Horse/Jockey	Barrier	Top Speed [km/h]	Fastest Section									Distance Travelled [m]
11	12	PARIAH ON FIRE	7	63.5	0:12.03	2:10.63 [11]	1:52.24 [6]	1:40.21 [6]	1:28.13 [5]	1:15.32 [4]	1:02.58 [5]	0:49.78 [4]	0:37.48	-9
		Olivia Webb		Overall	1800m	(0:18.39)	(0:12.03)	(0:12.08)	(0:12.81)	(0:12.74)	(0:12.80)	(0:12.30)		
12	8	SISTINE CHAPEL	9	63.1	0:11.92	2:12.09 [12]	1:53.47 [7]	1:41.55 [7]	1:29.47 [7]	1:16.40 [6]	1:04.10 [4]	0:51.48 [3]	0:39.03	+2
		Bailey Wheeler		Overall	1800m	(0:18.62)	(0:11.92)	(0:12.08)	(0:13.07)	(0:12.30)	(0:12.62)	(0:12.45)		

Scratched: Lazarus (#13)



Doomben QLD Professional
Race 3: RACEZONE NATIONAL APPRENTICE RACE SERIES Maiden
Plate - 2000m
17 April 2024 - 12:35



Track Rating: Good 4, Weather: Fine, Rail Position: +10m Entire

Section		Field Times			600m	400m	200m	Last 600m		
					0:36.09 (0:12.32)	0:23.77 (0:11.89)	0:11.88 (0:11.88)	0:36.09		
Rank	TAB	Horse/Jockey	Barrier	Top Speed [km/h]	Fastest Section	Margin			Distance Travelled [m]	
1	11	HATASU	5	64.3	0:11.44	0:35.34 [9]	0:23.19 [8]	0:11.75 [3]	2:09.00	0:35.34
		Casey Waddell		400m	400m	(0:12.15)	(0:11.44)	(0:11.75)		
2	6	JUNGLE JET	10	62.7	0:11.71	0:35.95 [6]	0:23.75 [5]	0:12.04 [2]	1.69L	0:35.95 +4
		Victoria Corver		400m	400m	(0:12.20)	(0:11.71)	(0:12.04)		
3	4	ACES UP	12	66.9	0:11.58	0:36.42 [2]	0:24.11 [1]	0:12.22 [1]	2.01L	0:36.42 +0
		Jade Hampson		Overall	1800m	(0:12.31)	(0:11.89)	(0:12.22)		
4	9	YARRA PRINCESS	4	62.7	0:11.71	0:35.79 [11]	0:23.65 [11]	0:11.94 [9]	4.28L	0:35.79 -7
		Cejay Graham		400m	400m	(0:12.14)	(0:11.71)	(0:11.94)		
5	3	VAIN LUKE	1	63.5	0:11.84	0:36.49 [7]	0:24.17 [9]	0:12.33 [7]	5.82L	0:36.49 -10
		Jake Molloy		Overall	400m	(0:12.32)	(0:11.84)	(0:12.33)		
6	7	IN THE PICTURE	6	62.6	0:11.97	0:36.50 [10]	0:24.25 [10]	0:12.28 [10]	7.17L	0:36.50 -12
		Rochelle Milnes		Overall	400m	(0:12.25)	(0:11.97)	(0:12.28)		
7	10	COOL PROPHET	3	62.3	0:11.85	0:36.26 [12]	0:24.04 [12]	0:12.19 [11]	7.38L	0:36.26 -8
		Tahlia Fenlon		400m	400m	(0:12.22)	(0:11.85)	(0:12.19)		
8	2	PUSH TURBO	8	63.8	0:11.82	0:37.13 [5]	0:24.75 [6]	0:12.78 [5]	7.85L	0:37.13 -4
		Marnu Potgieter		Overall	1800m	(0:12.38)	(0:11.97)	(0:12.78)		
9	5	BREYTENBACH	11	63.8	0:11.83	0:37.50 [1]	0:25.14 [2]	0:13.01 [4]	8.29L	0:37.50 -8
		Taylor Johnstone		Overall	1800m	(0:12.36)	(0:12.13)	(0:13.01)		
10	1	NO DOUBLE DIPPING	13	65.4	0:12.01	0:36.93 [8]	0:24.79 [7]	0:12.74 [8]	8.65L	0:36.93 -2
		Dan McGillivray		Overall	1800m	(0:12.14)	(0:12.05)	(0:12.74)		

Scratched: Lazarus (#13)



Doomben QLD Professional
Race 3: RACEZONE NATIONAL APPRENTICE RACE SERIES Maiden
Plate - 2000m
17 April 2024 - 12:35



Track Rating: Good 4, Weather: Fine, Rail Position: +10m Entire

Section					600m	400m	200m	Last 600m			
Field Times					0:36.09 (0:12.32)	0:23.77 (0:11.89)	0:11.88 (0:11.88)	0:36.09			
Rank	TAB	Horse/Jockey	Barrier	Top Speed [km/h]	Fastest Section	Margin				Distance Travelled [m]	
11	12	PARIAH ON FIRE	7	63.5	0:12.03	0:37.48 [4]	0:25.10 [3]	0:13.06 [6]	9.58L	0:37.48	-9
		Olivia Webb		Overall	1800m	(0:12.38)	(0:12.04)	(0:13.06)			
12	8	SISTINE CHAPEL	9	63.1	0:11.92	0:39.03 [3]	0:26.56 [3]	0:14.00 [12]	18.17L	0:39.03	+2
		Bailey Wheeler		Overall	1800m	(0:12.47)	(0:12.56)	(0:14.00)			

Scratched: Lazarus (#13)



Horse/Jockey Name	Hatasu
Final Rank	1
Fastest Section Time (Section)	0:11.44 (400m)
Top Speed [km/h] (Section)	64.3 (400m)
Race State	Finished

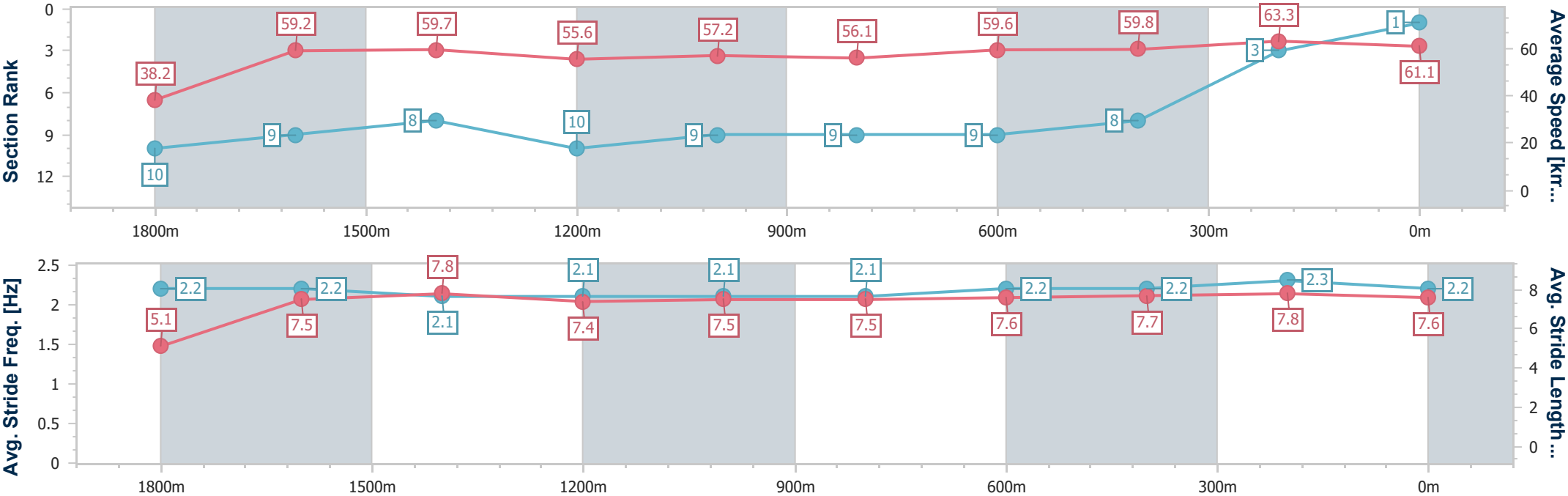


Doomben QLD Professional
Race 3: RACEZONE NATIONAL APPRENTICE RACE SERIES
Maiden Plate - 2000m
17 April 2024 - 12:35
Track Rating: Good 4, Weather: Fine, Rail Position: +10m Entire



BRISBANE
RACING CLUB

Section	Overall	1800m	1600m	1400m	1200m	1000m	800m	600m	400m	200m			
Section Times	2:09.00 [1] (0:18.91)	1:50.09 [10] (0:11.97)	1:38.12 [9] (0:12.07)	1:26.05 [8] (0:13.00)	1:13.05 [10] (0:12.54)	1:00.51 [9] (0:12.93)	0:47.58 [9] (0:12.24)	0:35.34 [9] (0:12.15)	0:23.19 [8] (0:11.44)	0:11.75 [3] (0:11.75)			
Average Speed [km/h]	38.2	59.2	59.7	55.6	57.2	56.1	59.6	59.8	63.3	61.1			
Top Speed [km/h]	61.6	60.7	61.0	59.6	60.2	59.5	61.2	61.4	64.3	64.1			
Avg. Dist. to Rail [m]	4.8	2.2	0.6	0.8	1.8	2.2	2.4	1.9	3.1	4.6			
Avg. Stride Freq. [Hz]	2.2	2.2	2.1	2.1	2.1	2.1	2.2	2.2	2.3	2.2			
Avg. Stride Length [m]	5.1	7.5	7.8	7.4	7.5	7.5	7.6	7.7	7.8	7.6			





Horse/Jockey Name	Jungle Jet
Final Rank	2
Fastest Section Time (Section)	0:11.71 (400m)
Top Speed [km/h] (Section)	62.7 (400m)
Race State	Finished

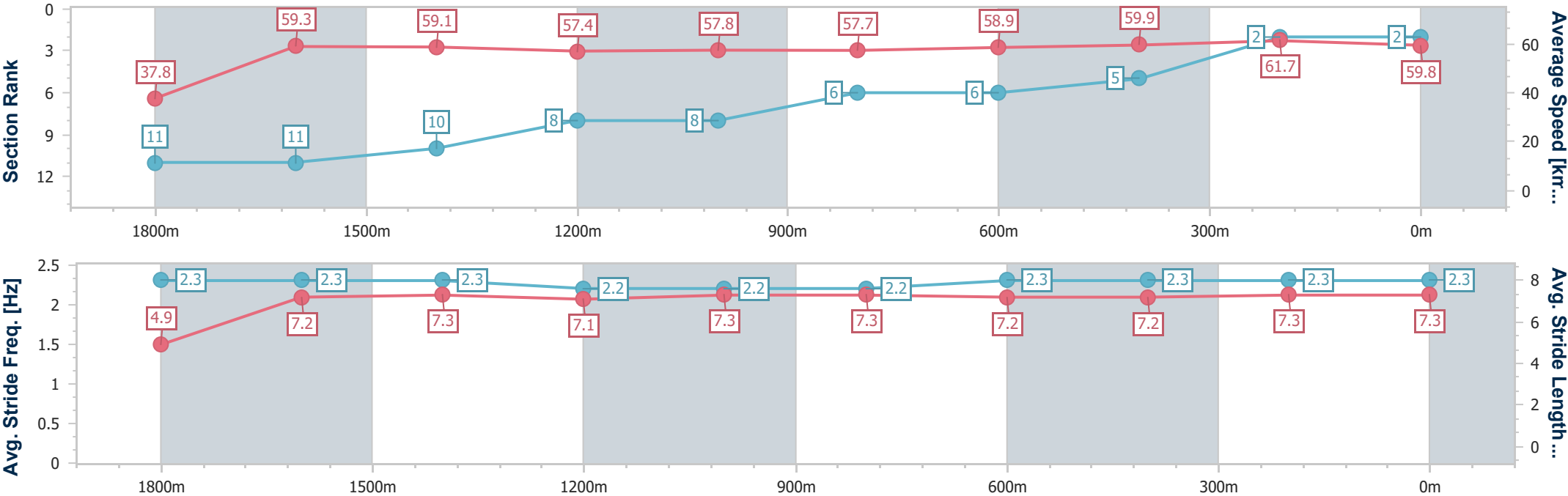


Doomben QLD Professional
Race 3: RACEZONE NATIONAL APPRENTICE RACE SERIES
Maiden Plate - 2000m
17 April 2024 - 12:35
Track Rating: Good 4, Weather: Fine, Rail Position: +10m Entire



BRISBANE
RACING CLUB

Section	Overall	1800m	1600m	1400m	1200m	1000m	800m	600m	400m	200m			
Section Times	2:09.29 [2] (0:19.08)	1:50.21 [11] (0:12.07)	1:38.14 [11] (0:12.14)	1:26.00 [10] (0:12.64)	1:13.36 [8] (0:12.42)	1:00.94 [8] (0:12.62)	0:48.32 [6] (0:12.37)	0:35.95 [6] (0:12.20)	0:23.75 [5] (0:11.71)	0:12.04 [2] (0:12.04)			
Average Speed [km/h]	37.8	59.3	59.1	57.4	57.8	57.7	58.9	59.9	61.7	59.8			
Top Speed [km/h]	61.3	60.4	60.4	60.7	60.7	59.1	59.7	61.3	62.7	61.6			
Avg. Dist. to Rail [m]	6.2	0.8	1.3	1.3	2.6	3.2	3.1	2.6	2.3	4.2			
Avg. Stride Freq. [Hz]	2.3	2.3	2.3	2.2	2.2	2.2	2.3	2.3	2.3	2.3			
Avg. Stride Length [m]	4.9	7.2	7.3	7.1	7.3	7.3	7.2	7.2	7.3	7.3			





Horse/Jockey Name	Aces Up
Final Rank	3
Fastest Section Time (Section)	0:11.58 (1800m)
Top Speed [km/h] (Section)	66.9 (Overall)
Race State	Finished

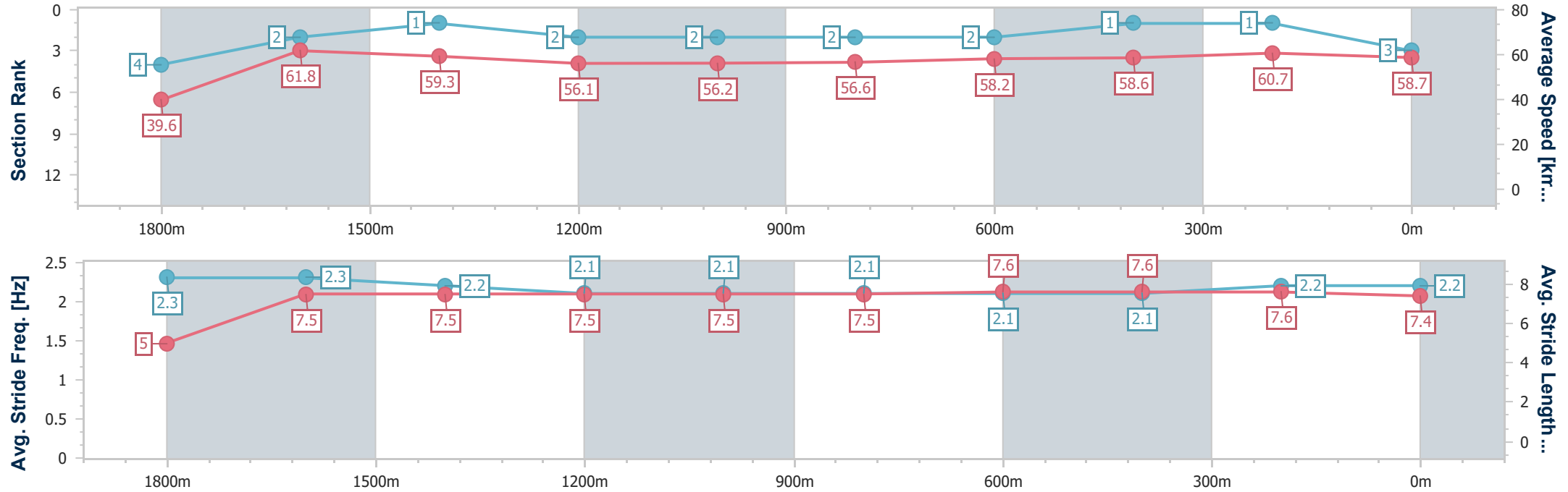


Doomben QLD Professional
Race 3: RACEZONE NATIONAL APPRENTICE RACE SERIES
Maiden Plate - 2000m
17 April 2024 - 12:35
Track Rating: Good 4, Weather: Fine, Rail Position: +10m Entire



BRISBANE
RACING CLUB

Section	Overall	1800m	1600m	1400m	1200m	1000m	800m	600m	400m	200m			
Section Times	2:09.34 [3] (0:18.17)	1:51.17 [4] (0:11.58)	1:39.59 [2] (0:12.16)	1:27.43 [1] (0:12.96)	1:14.47 [2] (0:12.81)	1:01.66 [2] (0:12.79)	0:48.87 [2] (0:12.45)	0:36.42 [2] (0:12.31)	0:24.11 [1] (0:11.89)	0:12.22 [1] (0:12.22)			
Average Speed [km/h]	39.6	61.8	59.3	56.1	56.2	56.6	58.2	58.6	60.7	58.7			
Top Speed [km/h]	66.9	65.4	61.5	56.9	56.9	58.3	60.2	60.0	62.2	60.7			
Avg. Dist. to Rail [m]	6.8	1.7	0.6	1.9	1.3	1.5	1.3	0.6	2.0	1.9			
Avg. Stride Freq. [Hz]	2.3	2.3	2.2	2.1	2.1	2.1	2.1	2.1	2.2	2.2			
Avg. Stride Length [m]	5.0	7.5	7.5	7.5	7.5	7.5	7.6	7.6	7.6	7.4			





Horse/Jockey Name	Yarra Princess
Final Rank	4
Fastest Section Time (Section)	0:11.71 (400m)
Top Speed [km/h] (Section)	62.7 (400m)
Race State	Finished

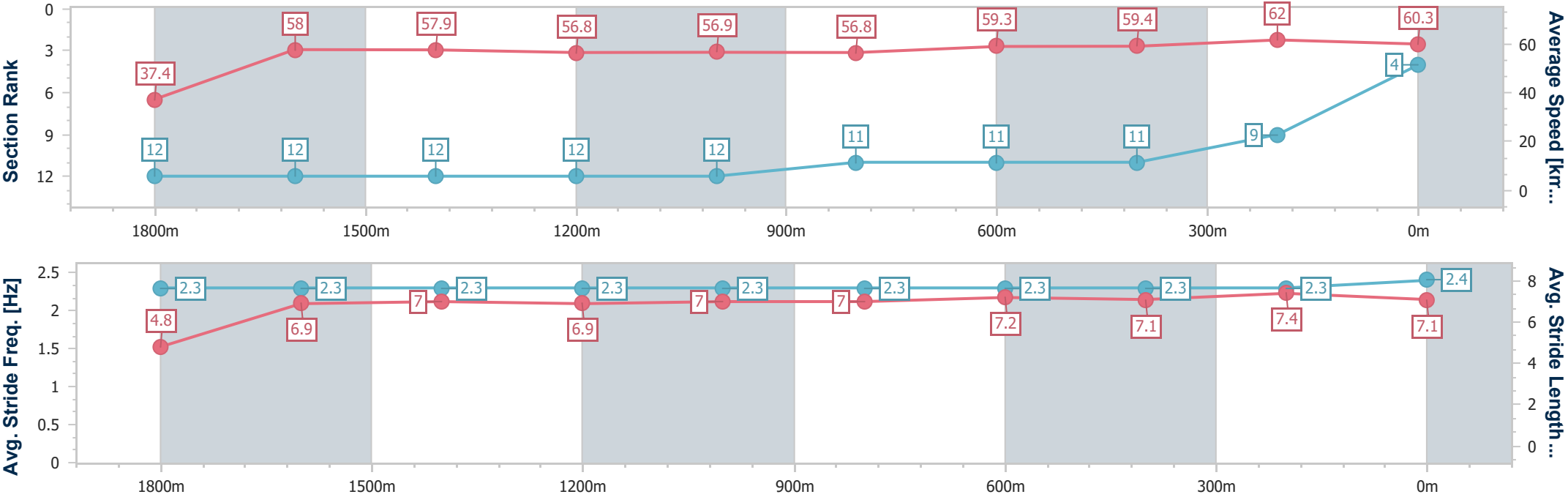


Doomben QLD Professional
Race 3: RACEZONE NATIONAL APPRENTICE RACE SERIES
Maiden Plate - 2000m
17 April 2024 - 12:35
Track Rating: Good 4, Weather: Fine, Rail Position: +10m Entire



BRISBANE
RACING CLUB

Section	Overall	1800m	1600m	1400m	1200m	1000m	800m	600m	400m	200m		
Section Times	2:09.73 [4] (0:19.25)	1:50.48 [12] (0:12.21)	1:38.27 [12] (0:12.38)	1:25.89 [12] (0:12.62)	1:13.27 [12] (0:12.65)	1:00.62 [12] (0:12.68)	0:47.94 [11] (0:12.15)	0:35.79 [11] (0:12.14)	0:23.65 [11] (0:11.71)	0:11.94 [9] (0:11.94)		
Average Speed [km/h]	37.4	58.0	57.9	56.8	56.9	56.8	59.3	59.4	62.0	60.3		
Top Speed [km/h]	59.7	59.3	60.6	59.7	60.4	60.7	61.4	60.7	62.7	62.4		
Avg. Dist. to Rail [m]	6.2	2.5	1.1	0.6	0.9	0.7	0.4	1.1	3.6	4.9		
Avg. Stride Freq. [Hz]	2.3	2.3	2.3	2.3	2.3	2.3	2.3	2.3	2.3	2.4		
Avg. Stride Length [m]	4.8	6.9	7.0	6.9	7.0	7.0	7.2	7.1	7.4	7.1		





Horse/Jockey Name	Vain Luke
Final Rank	5
Fastest Section Time (Section)	0:11.84 (400m)
Top Speed [km/h] (Section)	63.5 (Overall)
Race State	Finished

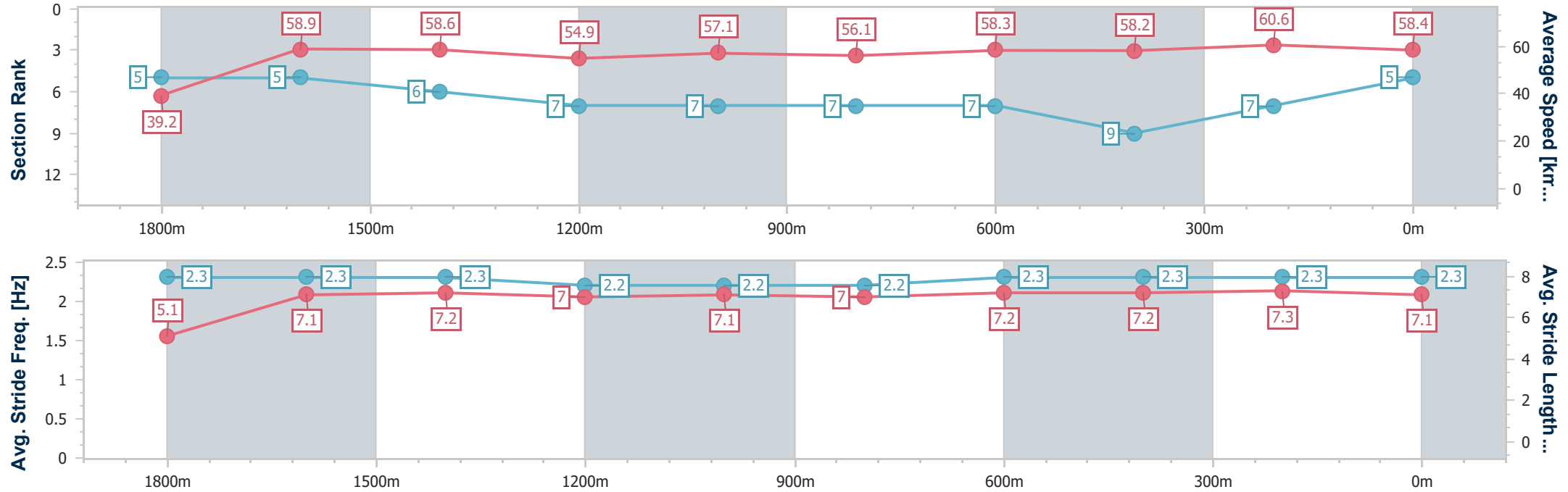


Doomben QLD Professional
Race 3: RACEZONE NATIONAL APPRENTICE RACE SERIES
Maiden Plate - 2000m
17 April 2024 - 12:35
Track Rating: Good 4, Weather: Fine, Rail Position: +10m Entire



BRISBANE
RACING CLUB

Section	Overall	1800m	1600m	1400m	1200m	1000m	800m	600m	400m	200m			
Section Times	2:09.99 [5] (0:18.35)	1:51.64 [5] (0:12.05)	1:39.59 [5] (0:12.22)	1:27.37 [6] (0:13.08)	1:14.29 [7] (0:12.60)	1:01.69 [7] (0:12.85)	0:48.84 [7] (0:12.35)	0:36.49 [7] (0:12.32)	0:24.17 [9] (0:11.84)	0:12.33 [7] (0:12.33)			
Average Speed [km/h]	39.2	58.9	58.6	54.9	57.1	56.1	58.3	58.2	60.6	58.4			
Top Speed [km/h]	63.5	61.0	60.3	58.6	58.9	57.3	58.9	59.9	62.0	61.1			
Avg. Dist. to Rail [m]	5.4	2.2	1.3	0.7	0.2	0.1	0.1	0.7	0.9	0.5			
Avg. Stride Freq. [Hz]	2.3	2.3	2.3	2.2	2.2	2.2	2.3	2.3	2.3	2.3			
Avg. Stride Length [m]	5.1	7.1	7.2	7.0	7.1	7.0	7.2	7.2	7.3	7.1			





Horse/Jockey Name	In The Picture
Final Rank	6
Fastest Section Time (Section)	0:11.97 (400m)
Top Speed [km/h] (Section)	62.6 (Overall)
Race State	Finished

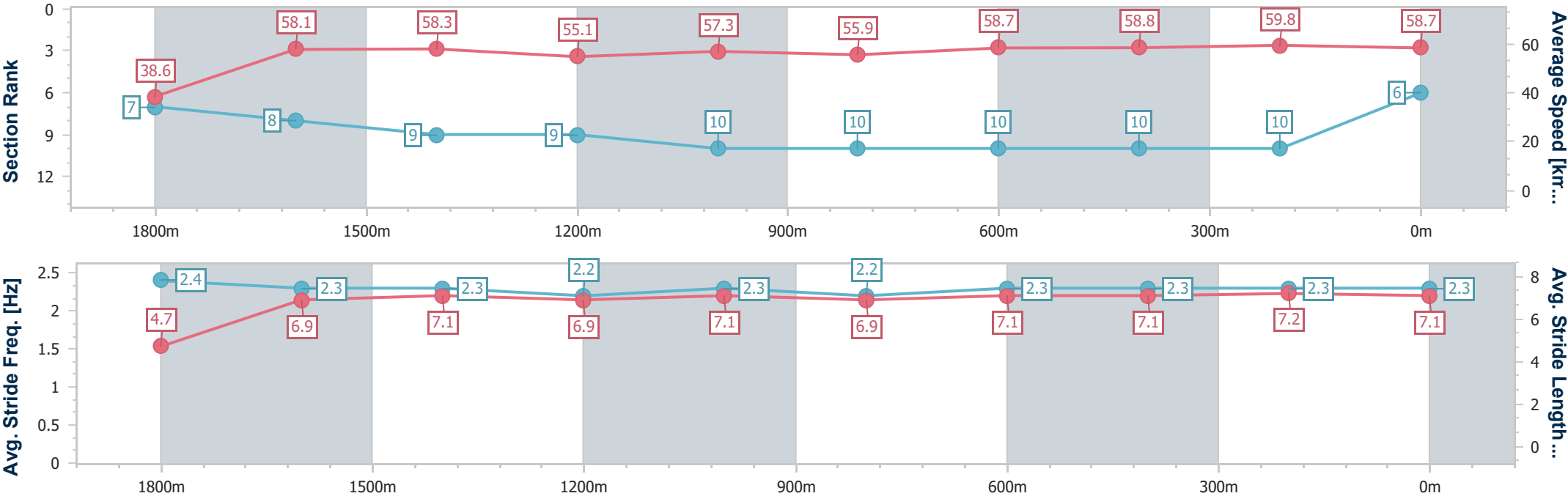


Doomben QLD Professional
Race 3: RACEZONE NATIONAL APPRENTICE RACE SERIES
Maiden Plate - 2000m
17 April 2024 - 12:35
Track Rating: Good 4, Weather: Fine, Rail Position: +10m Entire



BRISBANE
RACING CLUB

Section	Overall	1800m	1600m	1400m	1200m	1000m	800m	600m	400m	200m			
Section Times	2:10.22 [6] (0:18.62)	1:51.60 [7] (0:12.12)	1:39.48 [8] (0:12.25)	1:27.23 [9] (0:12.95)	1:14.28 [9] (0:12.56)	1:01.72 [10] (0:12.96)	0:48.76 [10] (0:12.26)	0:36.50 [10] (0:12.25)	0:24.25 [10] (0:11.97)	0:12.28 [10] (0:12.28)			
Average Speed [km/h]	38.6	58.1	58.3	55.1	57.3	55.9	58.7	58.8	59.8	58.7			
Top Speed [km/h]	62.6	60.2	59.8	59.5	59.7	58.2	60.1	59.9	61.3	59.9			
Avg. Dist. to Rail [m]	5.0	3.3	2.0	1.4	0.7	0.5	0.5	0.5	1.3	0.7			
Avg. Stride Freq. [Hz]	2.4	2.3	2.3	2.2	2.3	2.2	2.3	2.3	2.3	2.3			
Avg. Stride Length [m]	4.7	6.9	7.1	6.9	7.1	6.9	7.1	7.1	7.2	7.1			





Horse/Jockey Name	Cool Prophet
Final Rank	7
Fastest Section Time (Section)	0:11.85 (400m)
Top Speed [km/h] (Section)	62.3 (400m)
Race State	Finished

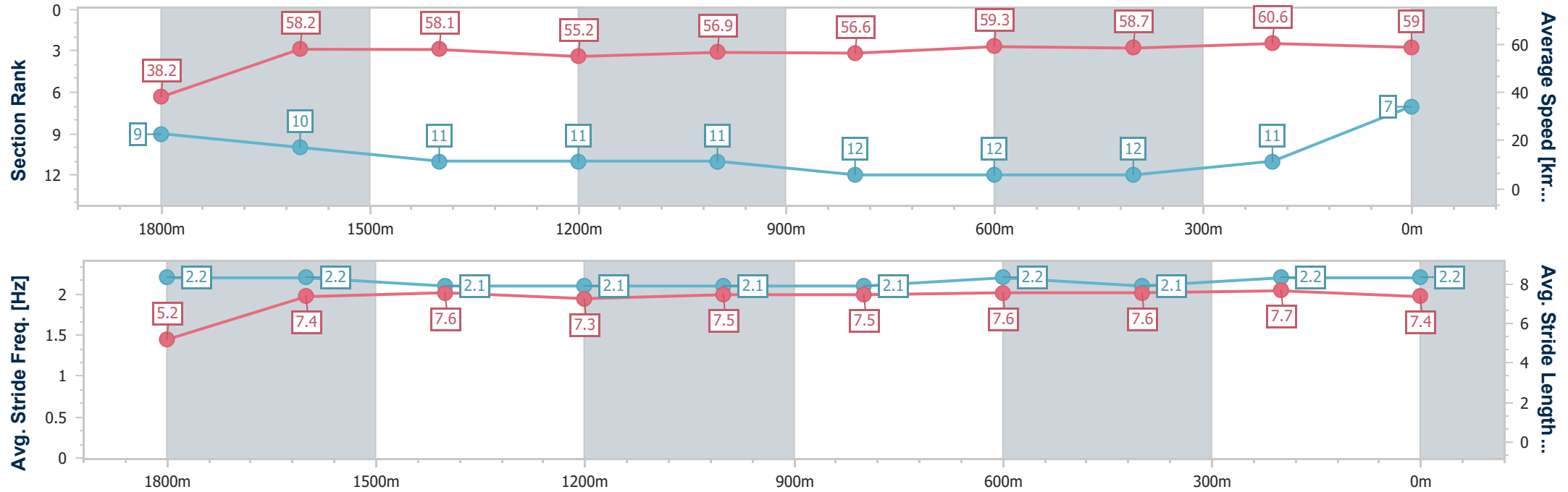


Doomben QLD Professional
Race 3: RACEZONE NATIONAL APPRENTICE RACE SERIES
Maiden Plate - 2000m
17 April 2024 - 12:35
Track Rating: Good 4, Weather: Fine, Rail Position: +10m Entire



BRISBANE
RACING CLUB

Section	Overall	1800m	1600m	1400m	1200m	1000m	800m	600m	400m	200m			
Section Times	2:10.26 [7] (0:18.86)	1:51.40 [9] (0:12.19)	1:39.21 [10] (0:12.35)	1:26.86 [11] (0:13.01)	1:13.85 [11] (0:12.65)	1:01.20 [11] (0:12.75)	0:48.45 [12] (0:12.19)	0:36.26 [12] (0:12.22)	0:24.04 [12] (0:11.85)	0:12.19 [11] (0:12.19)			
Average Speed [km/h]	38.2	58.2	58.1	55.2	56.9	56.6	59.3	58.7	60.6	59.0			
Top Speed [km/h]	59.8	59.8	59.9	60.7	60.1	60.0	60.1	59.8	62.3	61.3			
Avg. Dist. to Rail [m]	4.6	1.8	1.0	0.3	0.6	0.5	0.5	0.6	2.1	5.3			
Avg. Stride Freq. [Hz]	2.2	2.2	2.1	2.1	2.1	2.1	2.2	2.1	2.2	2.2			
Avg. Stride Length [m]	5.2	7.4	7.6	7.3	7.5	7.5	7.6	7.6	7.7	7.4			





Horse/Jockey Name	Push Turbo
Final Rank	8
Fastest Section Time (Section)	0:11.82 (1800m)
Top Speed [km/h] (Section)	63.8 (Overall)
Race State	Finished

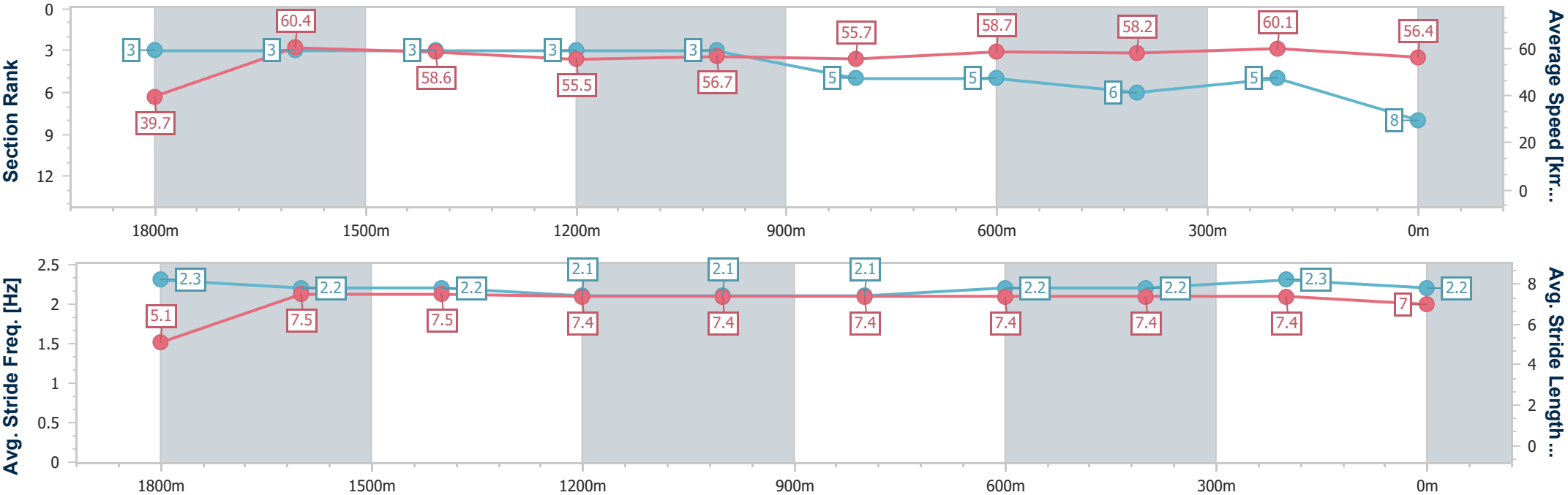


Doomben QLD Professional
Race 3: RACEZONE NATIONAL APPRENTICE RACE SERIES
Maiden Plate - 2000m
17 April 2024 - 12:35
Track Rating: Good 4, Weather: Fine, Rail Position: +10m Entire



BRISBANE
RACING CLUB

Section	Overall	1800m	1600m	1400m	1200m	1000m	800m	600m	400m	200m			
Section Times	2:10.34 [8] (0:18.13)	1:52.21 [3] (0:11.82)	1:40.39 [3] (0:12.29)	1:28.10 [3] (0:13.00)	1:15.10 [3] (0:12.71)	1:02.39 [3] (0:12.96)	0:49.43 [5] (0:12.30)	0:37.13 [5] (0:12.38)	0:24.75 [6] (0:11.97)	0:12.78 [5] (0:12.78)			
Average Speed [km/h]	39.7	60.4	58.6	55.5	56.7	55.7	58.7	58.2	60.1	56.4			
Top Speed [km/h]	63.8	62.6	59.2	58.4	57.7	57.4	59.4	59.2	61.4	60.2			
Avg. Dist. to Rail [m]	4.8	1.2	0.4	0.5	0.9	1.0	0.6	0.4	0.6	3.3			
Avg. Stride Freq. [Hz]	2.3	2.2	2.2	2.1	2.1	2.1	2.2	2.2	2.3	2.2			
Avg. Stride Length [m]	5.1	7.5	7.5	7.4	7.4	7.4	7.4	7.4	7.4	7.0			





Horse/Jockey Name	Breytenbach
Final Rank	9
Fastest Section Time (Section)	0:11.83 (1800m)
Top Speed [km/h] (Section)	63.8 (Overall)
Race State	Finished

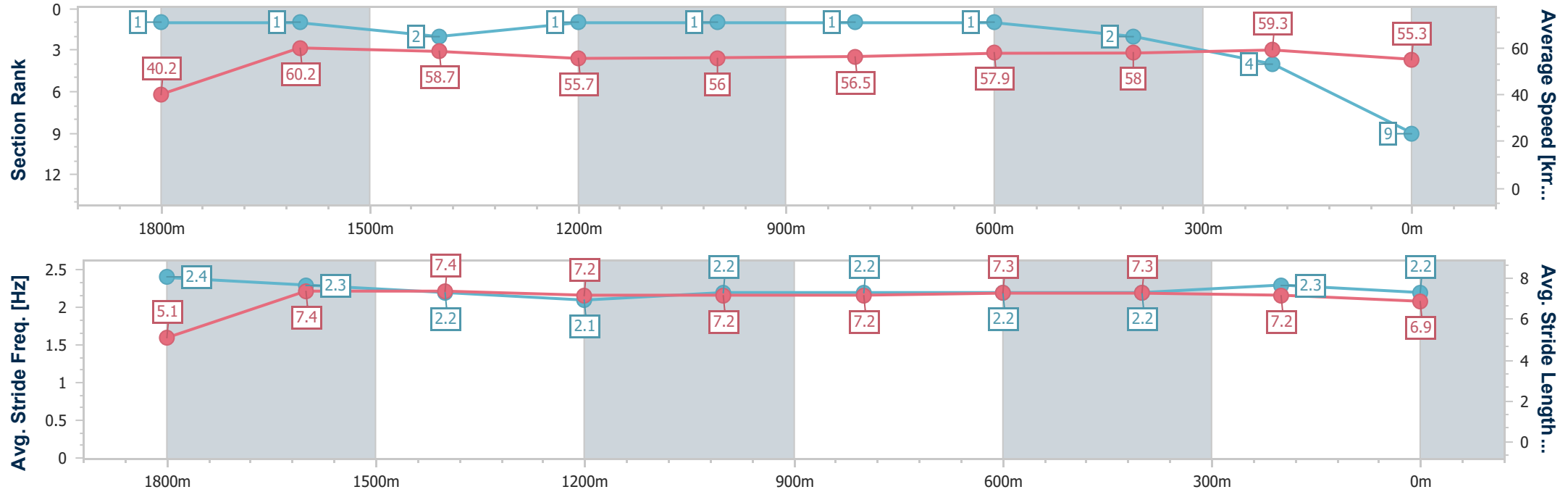


Doomben QLD Professional
Race 3: RACEZONE NATIONAL APPRENTICE RACE SERIES
Maiden Plate - 2000m
17 April 2024 - 12:35
Track Rating: Good 4, Weather: Fine, Rail Position: +10m Entire



BRISBANE
RACING CLUB

Section	Overall	1800m	1600m	1400m	1200m	1000m	800m	600m	400m	200m			
Section Times	2:10.41 [9] (0:17.90)	1:52.51 [1] (0:11.83)	1:40.68 [1] (0:12.19)	1:28.49 [2] (0:12.90)	1:15.59 [1] (0:12.83)	1:02.76 [1] (0:12.79)	0:49.97 [1] (0:12.47)	0:37.50 [1] (0:12.36)	0:25.14 [2] (0:12.13)	0:13.01 [4] (0:13.01)			
Average Speed [km/h]	40.2	60.2	58.7	55.7	56.0	56.5	57.9	58.0	59.3	55.3			
Top Speed [km/h]	63.8	62.0	59.5	56.5	56.5	57.6	58.8	58.9	59.8	58.1			
Avg. Dist. to Rail [m]	5.8	2.1	1.7	0.7	0.6	0.7	0.5	0.4	1.3	1.8			
Avg. Stride Freq. [Hz]	2.4	2.3	2.2	2.1	2.2	2.2	2.2	2.2	2.3	2.2			
Avg. Stride Length [m]	5.1	7.4	7.4	7.2	7.2	7.2	7.3	7.3	7.2	6.9			





Horse/Jockey Name	No Double Dipping
Final Rank	10
Fastest Section Time (Section)	0:12.01 (1800m)
Top Speed [km/h] (Section)	65.4 (Overall)
Race State	Finished

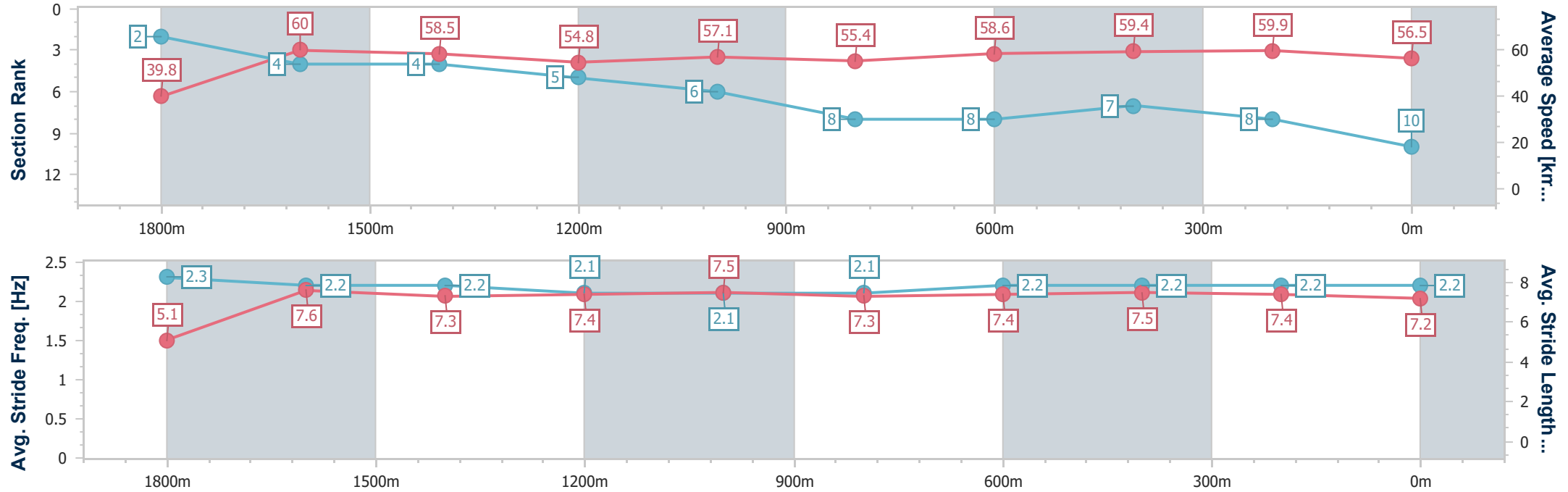


Doomben QLD Professional
Race 3: RACEZONE NATIONAL APPRENTICE RACE SERIES
Maiden Plate - 2000m
17 April 2024 - 12:35
Track Rating: Good 4, Weather: Fine, Rail Position: +10m Entire



BRISBANE
RACING CLUB

Section	Overall	1800m	1600m	1400m	1200m	1000m	800m	600m	400m	200m		
Section Times	2:10.47 [10] (0:18.09)	1:52.38 [2] (0:12.01)	1:40.37 [4] (0:12.27)	1:28.10 [4] (0:13.19)	1:14.91 [5] (0:12.66)	1:02.25 [6] (0:13.01)	0:49.24 [8] (0:12.31)	0:36.93 [8] (0:12.14)	0:24.79 [7] (0:12.05)	0:12.74 [8] (0:12.74)		
Average Speed [km/h]	39.8	60.0	58.5	54.8	57.1	55.4	58.6	59.4	59.9	56.5		
Top Speed [km/h]	65.4	63.8	59.8	57.1	58.9	56.9	61.2	61.8	61.2	59.9		
Avg. Dist. to Rail [m]	6.6	0.6	0.5	1.0	1.4	1.3	0.3	0.5	1.0	3.5		
Avg. Stride Freq. [Hz]	2.3	2.2	2.2	2.1	2.1	2.1	2.2	2.2	2.2	2.2		
Avg. Stride Length [m]	5.1	7.6	7.3	7.4	7.5	7.3	7.4	7.5	7.4	7.2		





Horse/Jockey Name	Pariah On Fire
Final Rank	11
Fastest Section Time (Section)	0:12.03 (1800m)
Top Speed [km/h] (Section)	63.5 (Overall)
Race State	Finished

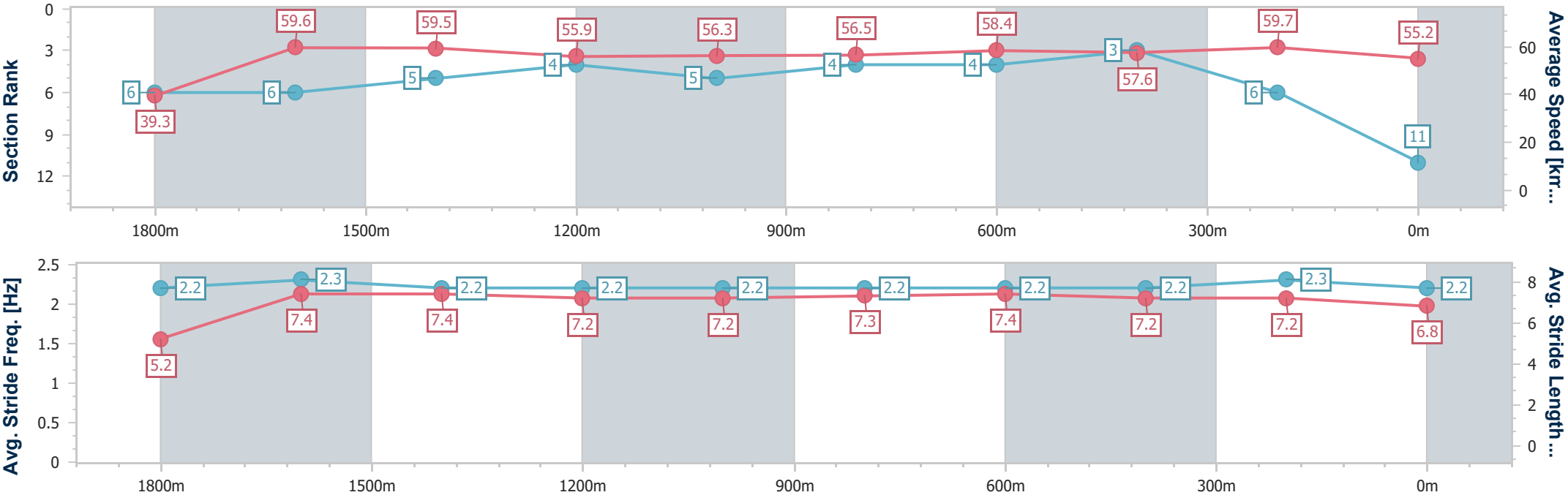


Doomben QLD Professional
Race 3: RACEZONE NATIONAL APPRENTICE RACE SERIES
Maiden Plate - 2000m
17 April 2024 - 12:35
Track Rating: Good 4, Weather: Fine, Rail Position: +10m Entire



BRISBANE
RACING CLUB

Section	Overall	1800m	1600m	1400m	1200m	1000m	800m	600m	400m	200m		
Section Times	2:10.63 [11] (0:18.39)	1:52.24 [6] (0:12.03)	1:40.21 [6] (0:12.08)	1:28.13 [5] (0:12.81)	1:15.32 [4] (0:12.74)	1:02.58 [5] (0:12.80)	0:49.78 [4] (0:12.30)	0:37.48 [4] (0:12.38)	0:25.10 [3] (0:12.04)	0:13.06 [6] (0:13.06)		
Average Speed [km/h]	39.3	59.6	59.5	55.9	56.3	56.5	58.4	57.6	59.7	55.2		
Top Speed [km/h]	63.5	62.7	60.3	59.6	57.8	57.9	59.4	58.8	60.9	57.7		
Avg. Dist. to Rail [m]	4.4	0.4	0.8	1.6	0.8	0.5	0.4	0.9	2.2	2.7		
Avg. Stride Freq. [Hz]	2.2	2.3	2.2	2.2	2.2	2.2	2.2	2.2	2.3	2.2		
Avg. Stride Length [m]	5.2	7.4	7.4	7.2	7.2	7.3	7.4	7.2	7.2	6.8		





Horse/Jockey Name	Sistine Chapel
Final Rank	12
Fastest Section Time (Section)	0:11.92 (1800m)
Top Speed [km/h] (Section)	63.1 (Overall)
Race State	Finished

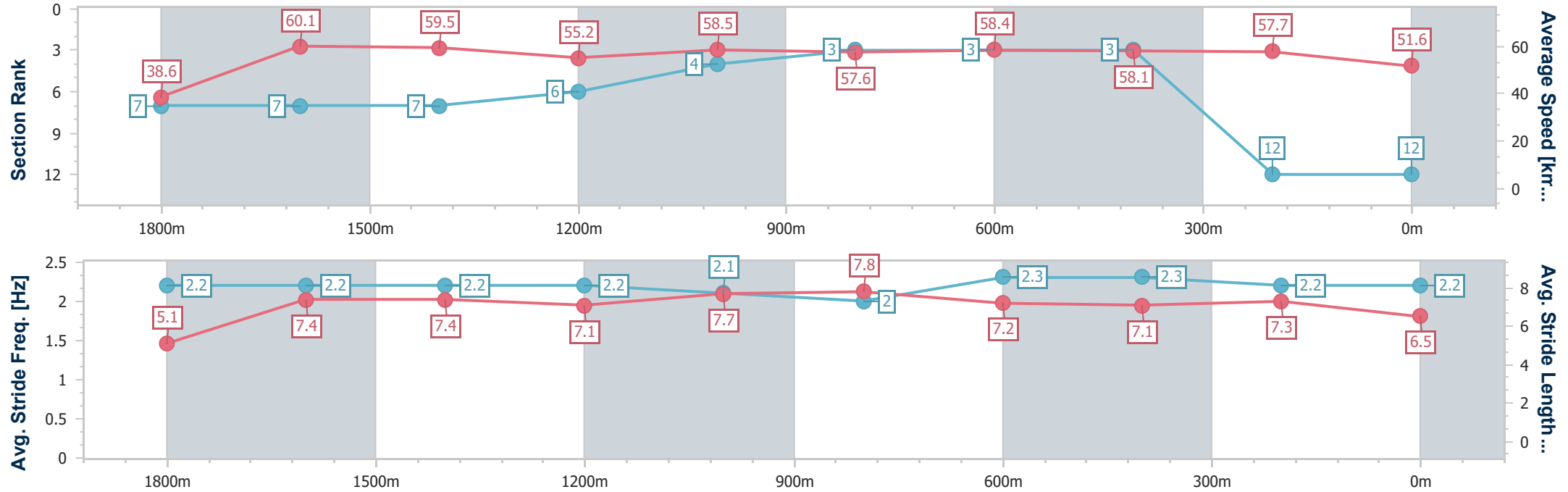


Doomben QLD Professional
Race 3: RACEZONE NATIONAL APPRENTICE RACE SERIES
Maiden Plate - 2000m
17 April 2024 - 12:35
Track Rating: Good 4, Weather: Fine, Rail Position: +10m Entire



BRISBANE
RACING CLUB

Section	Overall	1800m	1600m	1400m	1200m	1000m	800m	600m	400m	200m			
Section Times	2:12.09 [12] (0:18.62)	1:53.47 [7] (0:11.92)	1:41.55 [7] (0:12.08)	1:29.47 [7] (0:13.07)	1:16.40 [6] (0:12.30)	1:04.10 [4] (0:12.62)	0:51.48 [3] (0:12.45)	0:39.03 [3] (0:12.47)	0:26.56 [3] (0:12.56)	0:14.00 [12] (0:14.00)			
Average Speed [km/h]	38.6	60.1	59.5	55.2	58.5	57.6	58.4	58.1	57.7	51.6			
Top Speed [km/h]	63.1	61.4	60.5	58.1	60.9	59.4	59.8	59.4	58.4	56.3			
Avg. Dist. to Rail [m]	4.7	1.1	0.7	1.0	2.3	2.1	2.3	1.8	1.7	2.6			
Avg. Stride Freq. [Hz]	2.2	2.2	2.2	2.2	2.1	2.0	2.3	2.3	2.2	2.2			
Avg. Stride Length [m]	5.1	7.4	7.4	7.1	7.7	7.8	7.2	7.1	7.3	6.5			





Doomben QLD Professional
Race 4: SKY RACING QTIS Two-Year-Old Handicap - 1350m
17 April 2024 - 13:10



Track Rating: Good 4, Weather: Fine, Rail Position: +10m Entire

Section						Overall	1200m	1000m	800m	600m	400m	Last 600m	
Field Times						1:20.96 (0:10.96)	1:10.00 (0:11.11)	0:58.89 (0:12.09)	0:46.80 (0:12.47)	0:34.33 (0:11.47)	0:22.86 (0:11.25)	0:34.33	
Rank	TAB	Horse/Jockey	Barrier	Top Speed [km/h]	Fastest Section								Distance Travelled [m]
1	1	ITALIAN RIVIERA	5	66.5	0:10.96	1:20.96 [1]	1:10.00 [1]	0:58.69 [3]	0:46.63 [3]	0:34.06 [4]	0:22.43 [5]	0:34.06	
		Michael Rodd		400m	Overall	(0:10.96)	(0:11.31)	(0:12.06)	(0:12.57)	(0:11.63)	(0:10.99)		
2	2	AGE OF AQUARIUS	9	67.0	0:10.99	1:21.11 [2]	1:10.12 [2]	0:59.04 [1]	0:46.95 [1]	0:34.48 [1]	0:23.01 [1]	0:34.48 -7	
		Jake Bayliss		1200m	Overall	(0:10.99)	(0:11.08)	(0:12.09)	(0:12.47)	(0:11.47)	(0:11.25)		
3	6	WAYFARER'S WAY	6	66.7	0:11.07	1:21.30 [3]	1:10.23 [3]	0:59.14 [2]	0:46.97 [2]	0:34.47 [3]	0:22.96 [2]	0:34.47 -2	
		Vlad Duric		1200m	Overall	(0:11.07)	(0:11.09)	(0:12.17)	(0:12.50)	(0:11.51)	(0:11.10)		
4	3	CAPTAIN GOOD VIBES	2	66.2	0:11.14	1:21.38 [4]	1:10.24 [4]	0:59.00 [4]	0:46.98 [4]	0:34.45 [5]	0:22.86 [4]	0:34.45 -11	
		Bailey Wheeler		1200m	Overall	(0:11.14)	(0:11.24)	(0:12.02)	(0:12.53)	(0:11.59)	(0:11.15)		
5	8	BITTEN BY A PRINCE	4	66.1	0:11.21	1:21.84 [5]	1:10.44 [6]	0:59.23 [6]	0:47.24 [6]	0:34.63 [7]	0:23.13 [6]	0:34.63 -3	
		Mark Du Plessis		1200m	1200m	(0:11.40)	(0:11.21)	(0:11.99)	(0:12.61)	(0:11.50)	(0:11.24)		
6	7	BLACK ASSASSIN	1	65.9	0:11.09	1:22.22 [6]	1:10.47 [8]	0:59.38 [8]	0:47.55 [7]	0:35.44 [2]	0:23.82 [3]	0:35.44 +1	
		Samantha Collett		1200m	1200m	(0:11.75)	(0:11.09)	(0:11.83)	(0:12.11)	(0:11.62)	(0:11.54)		
7	4	KENDYACATCHME	7	65.3	0:11.26	1:22.51 [7]	1:11.07 [7]	0:59.81 [7]	0:47.83 [8]	0:35.54 [6]	0:23.73 [7]	0:35.54 +4	
		Cejay Graham		1200m	1200m	(0:11.44)	(0:11.26)	(0:11.98)	(0:12.29)	(0:11.81)	(0:11.39)		
8	9	ZEPHYRZ ZOOM	3	65.1	0:11.20	1:22.99 [8]	1:11.79 [5]	1:00.44 [5]	0:48.40 [5]	0:35.73 [8]	0:23.88 [8]	0:35.73 +0	
		Matthew Palmer		1200m	Overall	(0:11.20)	(0:11.35)	(0:12.04)	(0:12.67)	(0:11.85)	(0:11.48)		

Scratched: Pride Of Savabella (#5)



Doomben QLD Professional
Race 4: SKY RACING QTIS Two-Year-Old Handicap - 1350m
17 April 2024 - 13:10



Track Rating: Good 4, Weather: Fine, Rail Position: +10m Entire

Section Field Times		200m 0:11.61 (0:11.61)		Last 600m 0:34.33			
Rank	TAB Horse/Jockey	Barrier	Top Speed [km/h]	Fastest Section	Margin	Distance Travelled [m]	
1	1 ITALIAN RIVIERA Michael Rodd	5	66.5 400m	0:10.96 Overall	0:11.44 [3] (0:11.44)	1:20.96	0:34.06
2	2 AGE OF AQUARIUS Jake Bayliss	9	67.0 1200m	0:10.99 Overall	0:11.76 [1] (0:11.76)	0.85L	0:34.48 -7
3	6 WAYFARER'S WAY Vlad Duric	6	66.7 1200m	0:11.07 Overall	0:11.86 [2] (0:11.86)	1.96L	0:34.47 -2
4	3 CAPTAIN GOOD VIBES Bailey Wheeler	2	66.2 1200m	0:11.14 Overall	0:11.71 [4] (0:11.71)	2.42L	0:34.45 -11
5	8 BITTEN BY A PRINCE Mark Du Plessis	4	66.1 1200m	0:11.21 1200m	0:11.89 [6] (0:11.89)	5.17L	0:34.63 -3
6	7 BLACK ASSASSIN Samantha Collett	1	65.9 1200m	0:11.09 1200m	0:12.28 [5] (0:12.28)	7.38L	0:35.44 +1
7	4 KENDYACATCHME Cejay Graham	7	65.3 1200m	0:11.26 1200m	0:12.34 [7] (0:12.34)	9.07L	0:35.54 +4
8	9 ZEPHYRZ ZOOM Matthew Palmer	3	65.1 1200m	0:11.20 Overall	0:12.40 [8] (0:12.40)	11.89L	0:35.73 +0

Scratched: Pride Of Savabella (#5)



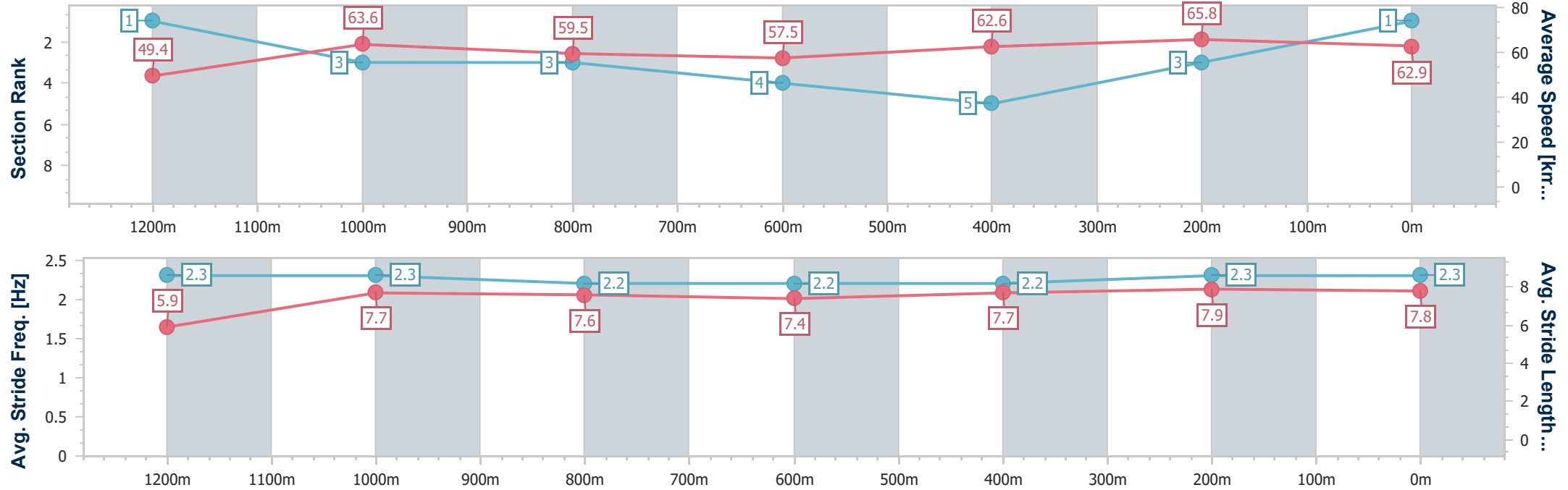
Horse/Jockey Name	Italian Riviera
Final Rank	1
Fastest Section Time (Section)	0:10.96 (Overall)
Top Speed [km/h] (Section)	66.5 (400m)
Race State	Finished



Doomben QLD Professional
Race 4: SKY RACING QTIS Two-Year-Old Handicap - 1350m
17 April 2024 - 13:10
Track Rating: Good 4, Weather: Fine, Rail Position: +10m Entire



Section	Overall	1200m	1000m	800m	600m	400m	200m						
Section Times	1:20.96 [1] (0:10.96)	1:10.00 [1] (0:11.31)	0:58.69 [3] (0:12.06)	0:46.63 [3] (0:12.57)	0:34.06 [4] (0:11.63)	0:22.43 [5] (0:10.99)	0:11.44 [3] (0:11.44)						
Average Speed [km/h]	49.4	63.6	59.5	57.5	62.6	65.8	62.9						
Top Speed [km/h]	64.2	65.6	63.2	61.7	64.5	66.5	65.9						
Avg. Dist. to Rail [m]	1.9	2.3	0.7	1.3	1.8	3.0	3.0						
Avg. Stride Freq. [Hz]	2.3	2.3	2.2	2.2	2.2	2.3	2.3						
Avg. Stride Length [m]	5.9	7.7	7.6	7.4	7.7	7.9	7.8						



[] Ranking at each section and finish
-.-.- No data available at this section
NA No data available



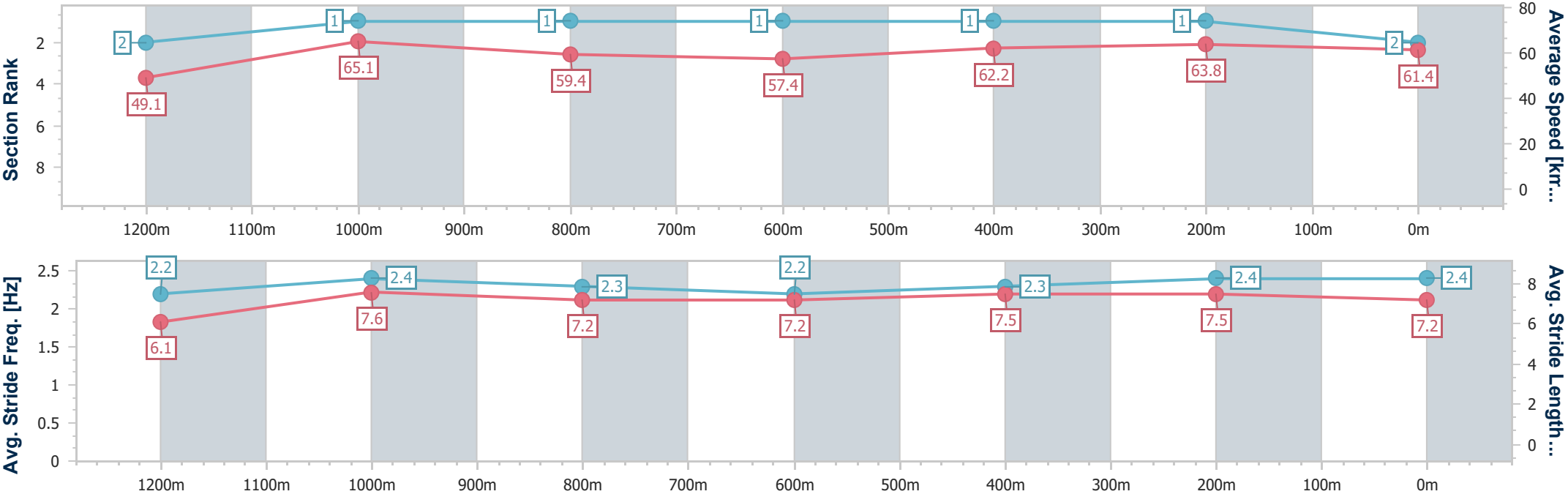
Horse/Jockey Name	Age Of Aquarius
Final Rank	2
Fastest Section Time (Section)	0:10.99 (Overall)
Top Speed [km/h] (Section)	67.0 (1200m)
Race State	Finished



Doomben QLD Professional
Race 4: SKY RACING QTIS Two-Year-Old Handicap - 1350m
17 April 2024 - 13:10
Track Rating: Good 4, Weather: Fine, Rail Position: +10m Entire



Section	Overall	1200m	1000m	800m	600m	400m	200m						
Section Times	1:21.11 [2] (0:10.99)	1:10.12 [2] (0:11.08)	0:59.04 [1] (0:12.09)	0:46.95 [1] (0:12.47)	0:34.48 [1] (0:11.47)	0:23.01 [1] (0:11.25)	0:11.76 [1] (0:11.76)						
Average Speed [km/h]	49.1	65.1	59.4	57.4	62.2	63.8	61.4						
Top Speed [km/h]	66.2	67.0	63.5	60.9	63.8	65.2	63.2						
Avg. Dist. to Rail [m]	6.6	1.1	0.8	1.0	1.1	1.4	1.1						
Avg. Stride Freq. [Hz]	2.2	2.4	2.3	2.2	2.3	2.4	2.4						
Avg. Stride Length [m]	6.1	7.6	7.2	7.2	7.5	7.5	7.2						





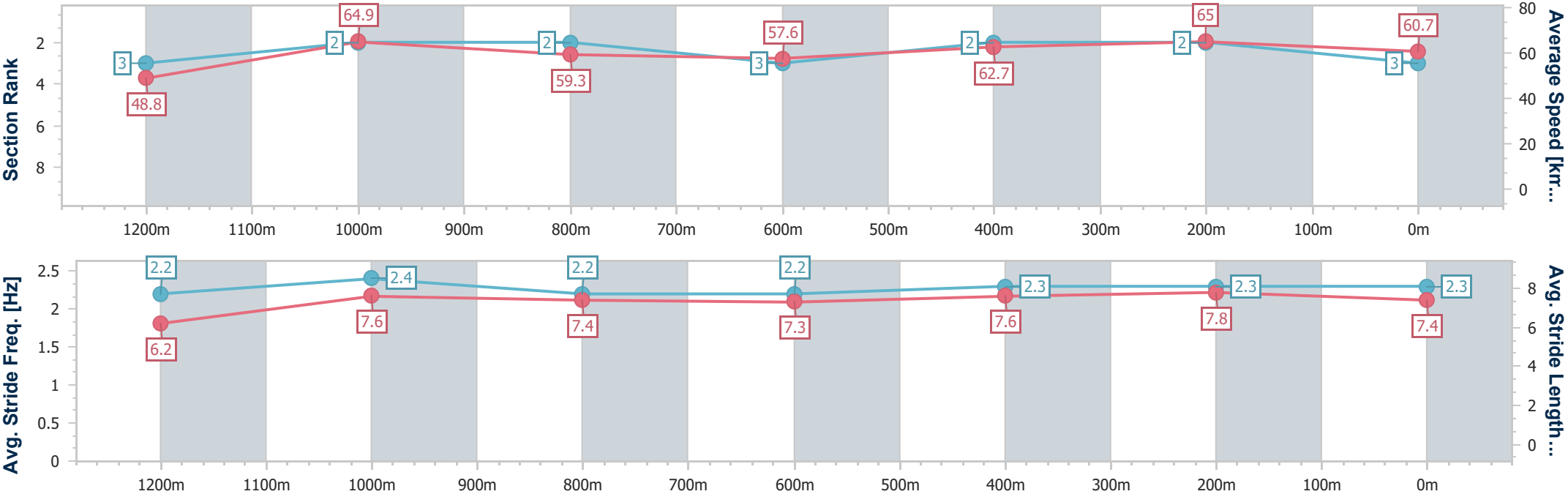
Horse/Jockey Name	Wayfarer's Way
Final Rank	3
Fastest Section Time (Section)	0:11.07 (Overall)
Top Speed [km/h] (Section)	66.7 (1200m)
Race State	Finished



Doomben QLD Professional
Race 4: SKY RACING QTIS Two-Year-Old Handicap - 1350m
17 April 2024 - 13:10
Track Rating: Good 4, Weather: Fine, Rail Position: +10m Entire



Section	Overall	1200m	1000m	800m	600m	400m	200m						
Section Times	1:21.30 [3] (0:11.07)	1:10.23 [3] (0:11.09)	0:59.14 [2] (0:12.17)	0:46.97 [2] (0:12.50)	0:34.47 [3] (0:11.51)	0:22.96 [2] (0:11.10)	0:11.86 [2] (0:11.86)						
Average Speed [km/h]	48.8	64.9	59.3	57.6	62.7	65.0	60.7						
Top Speed [km/h]	65.4	66.7	63.4	61.5	65.1	66.0	65.3						
Avg. Dist. to Rail [m]	4.8	1.3	0.5	0.2	0.4	2.2	3.5						
Avg. Stride Freq. [Hz]	2.2	2.4	2.2	2.2	2.3	2.3	2.3						
Avg. Stride Length [m]	6.2	7.6	7.4	7.3	7.6	7.8	7.4						





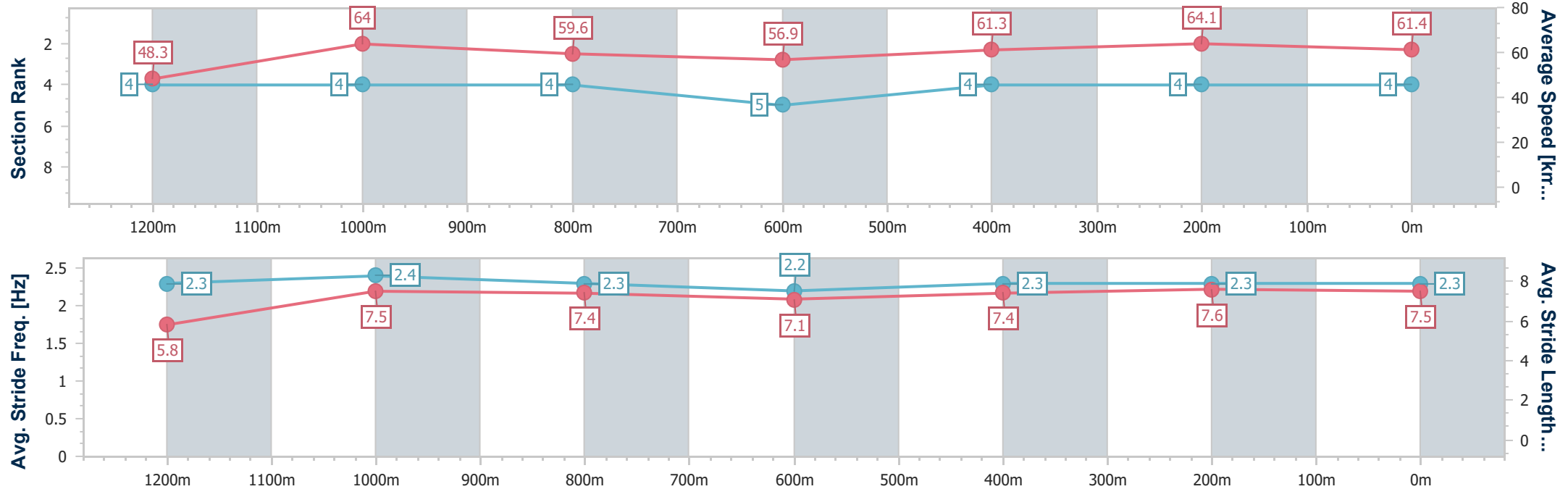
Horse/Jockey Name	Captain Good Vibes
Final Rank	4
Fastest Section Time (Section)	0:11.14 (Overall)
Top Speed [km/h] (Section)	66.2 (1200m)
Race State	Finished



Doomben QLD Professional
Race 4: SKY RACING QTIS Two-Year-Old Handicap - 1350m
17 April 2024 - 13:10
Track Rating: Good 4, Weather: Fine, Rail Position: +10m Entire



Section	Overall	1200m	1000m	800m	600m	400m	200m						
Section Times	1:21.38 [4] (0:11.14)	1:10.24 [4] (0:11.24)	0:59.00 [4] (0:12.02)	0:46.98 [4] (0:12.53)	0:34.45 [5] (0:11.59)	0:22.86 [4] (0:11.15)	0:11.71 [4] (0:11.71)						
Average Speed [km/h]	48.3	64.0	59.6	56.9	61.3	64.1	61.4						
Top Speed [km/h]	64.5	66.2	63.3	60.8	62.3	65.3	64.4						
Avg. Dist. to Rail [m]	0.9	1.6	1.9	1.9	2.6	2.5	1.8						
Avg. Stride Freq. [Hz]	2.3	2.4	2.3	2.2	2.3	2.3	2.3						
Avg. Stride Length [m]	5.8	7.5	7.4	7.1	7.4	7.6	7.5						





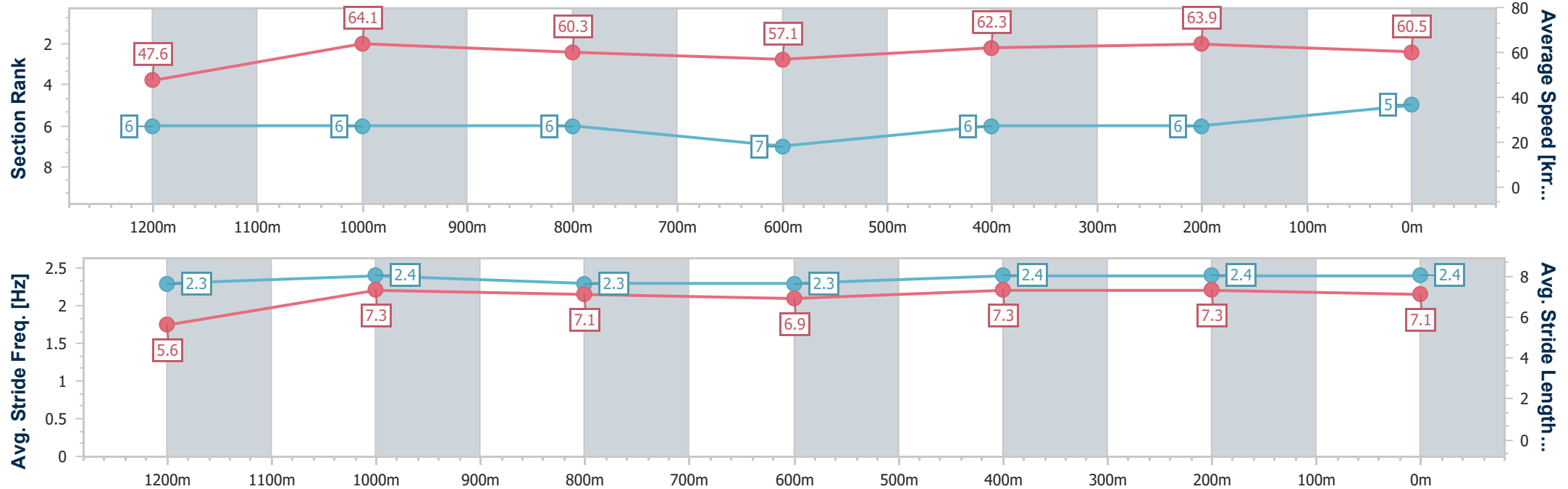
Horse/Jockey Name	Bitten By A Prince
Final Rank	5
Fastest Section Time (Section)	0:11.21 (1200m)
Top Speed [km/h] (Section)	66.1 (1200m)
Race State	Finished



Doomben QLD Professional
Race 4: SKY RACING QTIS Two-Year-Old Handicap - 1350m
17 April 2024 - 13:10
Track Rating: Good 4, Weather: Fine, Rail Position: +10m Entire



Section	Overall	1200m	1000m	800m	600m	400m	200m						
Section Times	1:21.84 [5] (0:11.40)	1:10.44 [6] (0:11.21)	0:59.23 [6] (0:11.99)	0:47.24 [6] (0:12.61)	0:34.63 [7] (0:11.50)	0:23.13 [6] (0:11.24)	0:11.89 [6] (0:11.89)						
Average Speed [km/h]	47.6	64.1	60.3	57.1	62.3	63.9	60.5						
Top Speed [km/h]	64.6	66.1	63.6	61.0	63.4	65.4	62.7						
Avg. Dist. to Rail [m]	2.8	0.7	0.5	0.2	0.5	1.2	1.4						
Avg. Stride Freq. [Hz]	2.3	2.4	2.3	2.3	2.4	2.4	2.4						
Avg. Stride Length [m]	5.6	7.3	7.1	6.9	7.3	7.3	7.1						





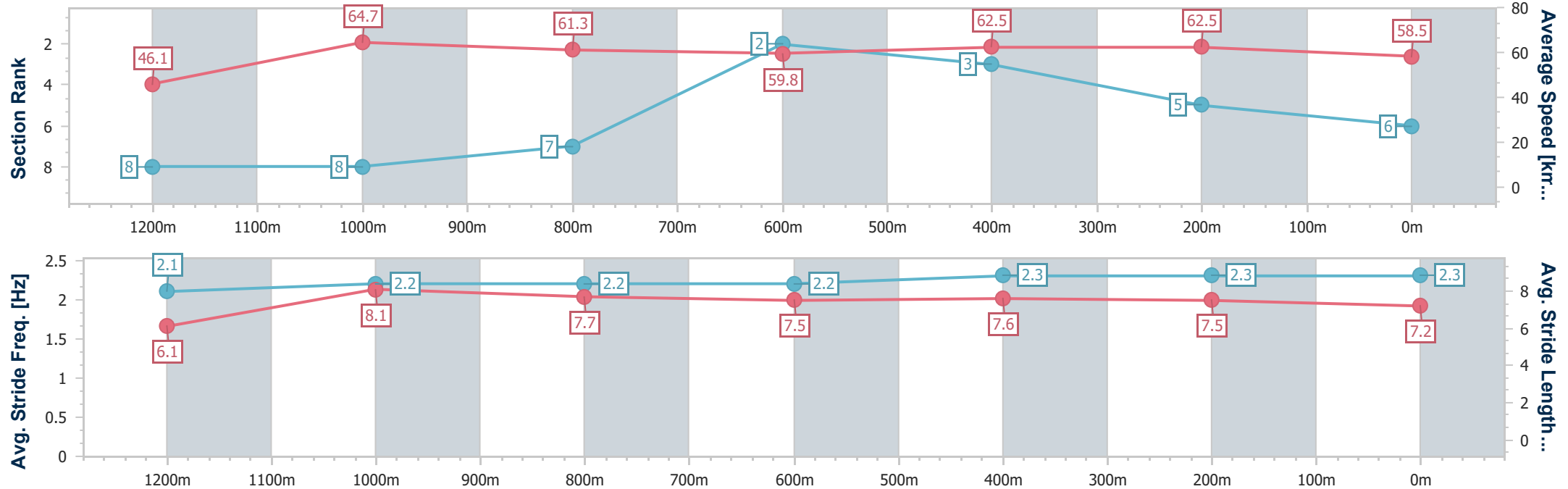
Horse/Jockey Name	Black Assassin
Final Rank	6
Fastest Section Time (Section)	0:11.09 (1200m)
Top Speed [km/h] (Section)	65.9 (1200m)
Race State	Finished



Doomben QLD Professional
Race 4: SKY RACING QTIS Two-Year-Old Handicap - 1350m
17 April 2024 - 13:10
Track Rating: Good 4, Weather: Fine, Rail Position: +10m Entire



Section	Overall	1200m	1000m	800m	600m	400m	200m						
Section Times	1:22.22 [6] (0:11.75)	1:10.47 [8] (0:11.09)	0:59.38 [8] (0:11.83)	0:47.55 [7] (0:12.11)	0:35.44 [2] (0:11.62)	0:23.82 [3] (0:11.54)	0:12.28 [5] (0:12.28)						
Average Speed [km/h]	46.1	64.7	61.3	59.8	62.5	62.5	58.5						
Top Speed [km/h]	62.8	65.9	63.5	61.8	63.4	63.8	61.4						
Avg. Dist. to Rail [m]	1.3	0.6	1.5	1.5	0.9	2.7	4.3						
Avg. Stride Freq. [Hz]	2.1	2.2	2.2	2.2	2.3	2.3	2.3						
Avg. Stride Length [m]	6.1	8.1	7.7	7.5	7.6	7.5	7.2						





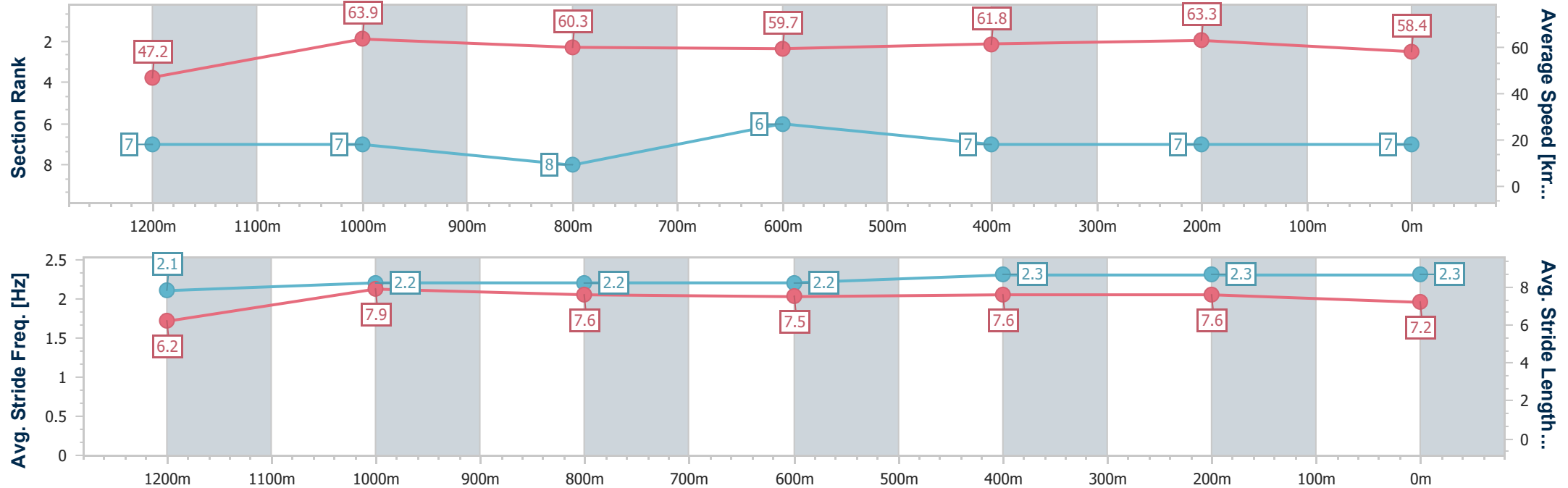
Horse/Jockey Name	Kendyacatchme
Final Rank	7
Fastest Section Time (Section)	0:11.26 (1200m)
Top Speed [km/h] (Section)	65.3 (1200m)
Race State	Finished



Doomben QLD Professional
Race 4: SKY RACING QTIS Two-Year-Old Handicap - 1350m
17 April 2024 - 13:10
Track Rating: Good 4, Weather: Fine, Rail Position: +10m Entire



Section	Overall	1200m	1000m	800m	600m	400m	200m						
Section Times	1:22.51 [7] (0:11.44)	1:11.07 [7] (0:11.26)	0:59.81 [7] (0:11.98)	0:47.83 [8] (0:12.29)	0:35.54 [6] (0:11.81)	0:23.73 [7] (0:11.39)	0:12.34 [7] (0:12.34)						
Average Speed [km/h]	47.2	63.9	60.3	59.7	61.8	63.3	58.4						
Top Speed [km/h]	63.9	65.3	61.8	61.2	63.0	64.2	61.9						
Avg. Dist. to Rail [m]	5.1	2.5	2.2	3.1	3.0	1.3	2.4						
Avg. Stride Freq. [Hz]	2.1	2.2	2.2	2.2	2.3	2.3	2.3						
Avg. Stride Length [m]	6.2	7.9	7.6	7.5	7.6	7.6	7.2						





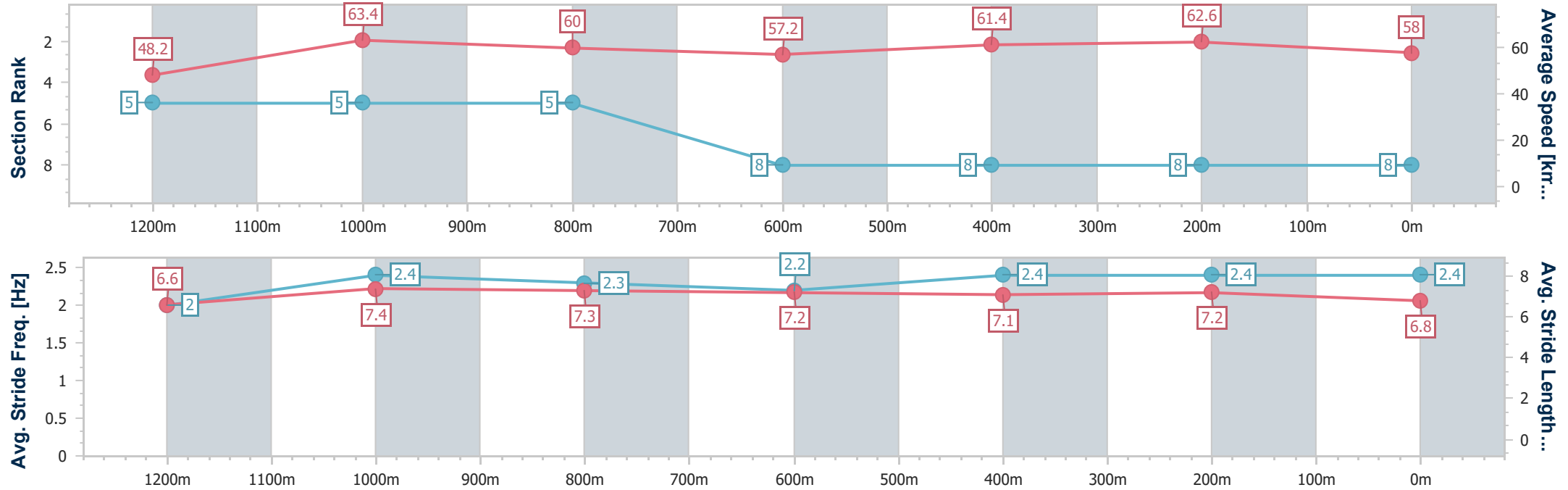
Horse/Jockey Name	Zephyrz Zoom
Final Rank	8
Fastest Section Time (Section)	0:11.20 (Overall)
Top Speed [km/h] (Section)	65.1 (1200m)
Race State	Finished



Doomben QLD Professional
Race 4: SKY RACING QTIS Two-Year-Old Handicap - 1350m
17 April 2024 - 13:10
Track Rating: Good 4, Weather: Fine, Rail Position: +10m Entire



Section	Overall	1200m	1000m	800m	600m	400m	200m						
Section Times	1:22.99 [8] (0:11.20)	1:11.79 [5] (0:11.35)	1:00.44 [5] (0:12.04)	0:48.40 [5] (0:12.67)	0:35.73 [8] (0:11.85)	0:23.88 [8] (0:11.48)	0:12.40 [8] (0:12.40)						
Average Speed [km/h]	48.2	63.4	60.0	57.2	61.4	62.6	58.0						
Top Speed [km/h]	64.3	65.1	62.9	61.9	62.1	64.5	61.6						
Avg. Dist. to Rail [m]	2.2	0.7	0.6	1.9	1.4	1.3	0.6						
Avg. Stride Freq. [Hz]	2.0	2.4	2.3	2.2	2.4	2.4	2.4						
Avg. Stride Length [m]	6.6	7.4	7.3	7.2	7.1	7.2	6.8						





Doomben QLD Professional
Race 5: NECA QUEENSLAND Maiden Handicap - 1200m
17 April 2024 - 13:44



Track Rating: Good 4, Weather: Fine, Rail Position: +10m Entire

Section						Overall	1000m	800m	600m	400m	200m	Last 600m		
Field Times						1:09.76 (0:13.40)	0:56.36 (0:11.08)	0:45.28 (0:11.43)	0:33.85 (0:11.47)	0:22.38 (0:10.98)	0:11.40 (0:11.40)	0:33.85		
Rank	TAB	Horse/Jockey	Barrier	Top Speed [km/h]	Fastest Section							Margin	Distance Travelled [m]	
1	4	BOOM IN THE DARK	5	68.1	0:10.98	1:09.76 [1]	0:56.35 [2]	0:45.28 [1]	0:33.85 [1]	0:22.38 [1]	0:11.40 [1]	1:09.76	0:33.85	
		Damien Thornton		Overall	400m	(0:13.41)	(0:11.07)	(0:11.43)	(0:11.47)	(0:10.98)	(0:11.40)			
2	14	MYSTIC MAC	1	67.8	0:10.96	1:10.18 [2]	0:56.63 [3]	0:45.51 [3]	0:34.03 [3]	0:22.58 [4]	0:11.62 [2]	2.44L	0:34.03	+1
		Melea Castle		1000m	400m	(0:13.55)	(0:11.12)	(0:11.48)	(0:11.45)	(0:10.96)	(0:11.62)			
3	15	MARGOT'S BULLSEYE	6	70.9	0:10.53	1:10.25 [3]	0:56.23 [8]	0:45.00 [8]	0:33.47 [9]	0:22.09 [9]	0:11.56 [4]	2.86L	0:33.47	+5
		Vlad Duric		400m	400m	(0:14.02)	(0:11.23)	(0:11.53)	(0:11.38)	(0:10.53)	(0:11.56)			
4	6	TIPPED OFF	3	66.6	0:11.15	1:10.60 [4]	0:56.98 [4]	0:45.83 [5]	0:34.41 [5]	0:23.00 [5]	0:11.83 [6]	4.95L	0:34.41	+6
		James Orman		1000m	1000m	(0:13.62)	(0:11.15)	(0:11.42)	(0:11.41)	(0:11.17)	(0:11.83)			
5	10	FLYING D'AMORE	11	67.6	0:10.92	1:10.68 [5]	0:56.87 [6]	0:45.67 [6]	0:34.17 [7]	0:22.77 [7]	0:11.85 [7]	5.41L	0:34.17	+7
		Ryan Maloney		400m	400m	(0:13.81)	(0:11.20)	(0:11.50)	(0:11.40)	(0:10.92)	(0:11.85)			
6	3	CAREFUL MISSILE	8	67.1	0:11.03	1:10.91 [6]	0:57.27 [5]	0:46.20 [4]	0:34.73 [4]	0:23.33 [3]	0:12.30 [3]	6.76L	0:34.73	+7
		Marnu Potgieter		Overall	400m	(0:13.64)	(0:11.07)	(0:11.47)	(0:11.40)	(0:11.03)	(0:12.30)			
7	13	DEER HUNTER	12	66.7	0:11.01	1:11.06 [7]	0:56.63 [11]	0:45.59 [11]	0:34.07 [11]	0:22.64 [11]	0:11.63 [10]	7.64L	0:34.07	+3
		Dale Smith		1000m	400m	(0:14.43)	(0:11.04)	(0:11.52)	(0:11.43)	(0:11.01)	(0:11.63)			
8	5	KIDSTON	4	67.0	0:11.04	1:11.08 [8]	0:57.16 [7]	0:46.02 [7]	0:34.58 [6]	0:23.20 [6]	0:12.16 [8]	7.78L	0:34.58	-1
		Yvette Lewis		1000m	400m	(0:13.92)	(0:11.14)	(0:11.44)	(0:11.38)	(0:11.04)	(0:12.16)			
9	16	CHERBOURG	13	67.3	0:11.10	1:11.26 [9]	0:57.07 [10]	0:45.97 [10]	0:34.62 [8]	0:23.26 [8]	0:11.99 [9]	8.82L	0:34.62	+9
		Jim Byrne		1000m	1000m	(0:14.19)	(0:11.10)	(0:11.35)	(0:11.36)	(0:11.27)	(0:11.99)			
10	11	KAMARIYA	9	68.8	0:11.13	1:11.27 [10]	0:57.87 [1]	0:46.74 [2]	0:35.23 [2]	0:23.78 [2]	0:12.52 [5]	8.88L	0:35.23	+5
		Bailey Wheeler		Overall	1000m	(0:13.40)	(0:11.13)	(0:11.51)	(0:11.45)	(0:11.26)	(0:12.52)			

Scratched: About To Explode (#1), Adranos (#2), Miss Moov (#7), Velozes (#8), Fleur De Vie (#9), She's Got Lyrics (#12), Iknowicanfly (#17)



Doomben QLD Professional

Race 5: NECA QUEENSLAND Maiden Handicap - 1200m

17 April 2024 - 13:44



BRISBANE
RACING CLUB

Track Rating: Good 4, Weather: Fine, Rail Position: +10m Entire

Section						Overall	1000m	800m	600m	400m	200m	Last 600m		
Field Times						1:09.76 (0:13.40)	0:56.36 (0:11.08)	0:45.28 (0:11.43)	0:33.85 (0:11.47)	0:22.38 (0:10.98)	0:11.40 (0:11.40)	0:33.85		
Rank	TAB	Horse/Jockey	Barrier	Top Speed [km/h]	Fastest Section							Margin	Distance Travelled [m]	
11	18	LUCIFER THE CAT	7	66.8	0:11.10	1:12.07 [11]	0:57.89 [9]	0:46.79 [9]	0:35.28 [10]	0:23.82 [10]	0:12.27 [11]	13.58L	0:35.28	+9
		Casey Waddell		1000m	1000m	(0:14.18)	(0:11.10)	(0:11.51)	(0:11.46)	(0:11.55)	(0:12.27)			

Scratched: About To Explode (#1), Adranos (#2), Miss Moov (#7), Velozes (#8), Fleur De Vie (#9), She's Got Lyrics (#12), Iknowicanfly (#17)



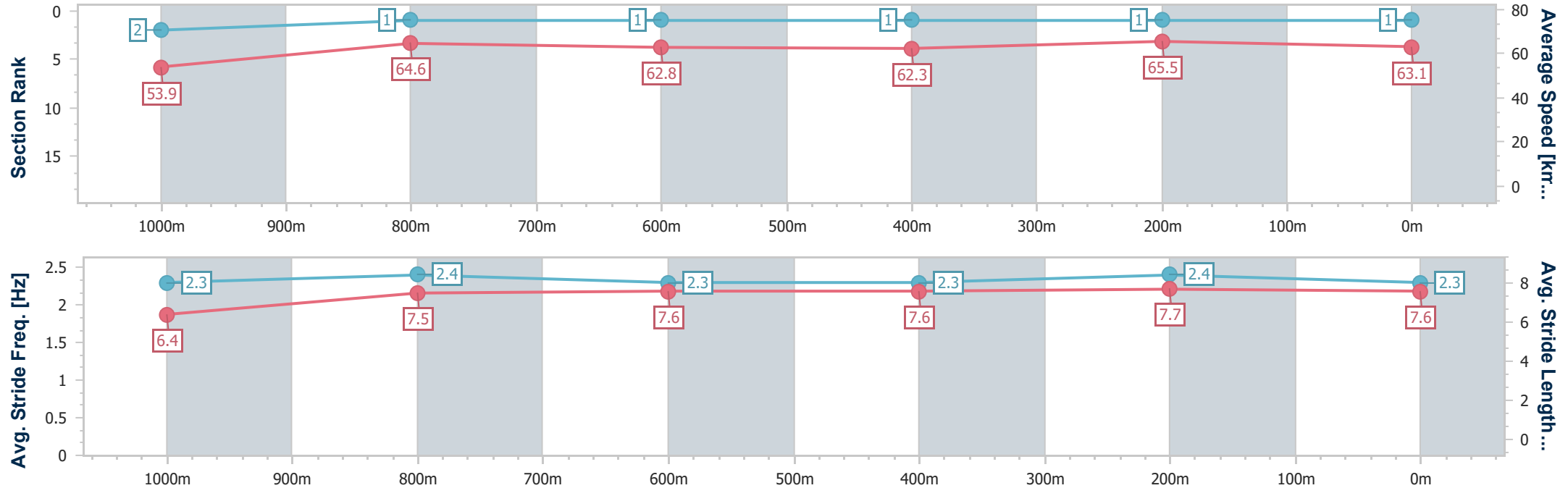
Horse/Jockey Name	Boom In The Dark
Final Rank	1
Fastest Section Time (Section)	0:10.98 (400m)
Top Speed [km/h] (Section)	68.1 (Overall)
Race State	Finished



Doomben QLD Professional
Race 5: NECA QUEENSLAND Maiden Handicap - 1200m
17 April 2024 - 13:44
Track Rating: Good 4, Weather: Fine, Rail Position: +10m Entire



Section	Overall	1000m	800m	600m	400m	200m							
Section Times	1:09.76 [1] (0:13.41)	0:56.35 [2] (0:11.07)	0:45.28 [1] (0:11.43)	0:33.85 [1] (0:11.47)	0:22.38 [1] (0:10.98)	0:11.40 [1] (0:11.40)							
Average Speed [km/h]	53.9	64.6	62.8	62.3	65.5	63.1							
Top Speed [km/h]	68.1	67.7	63.6	64.3	66.5	65.5							
Avg. Dist. to Rail [m]	2.4	1.2	1.1	1.0	1.2	0.5							
Avg. Stride Freq. [Hz]	2.3	2.4	2.3	2.3	2.4	2.3							
Avg. Stride Length [m]	6.4	7.5	7.6	7.6	7.7	7.6							





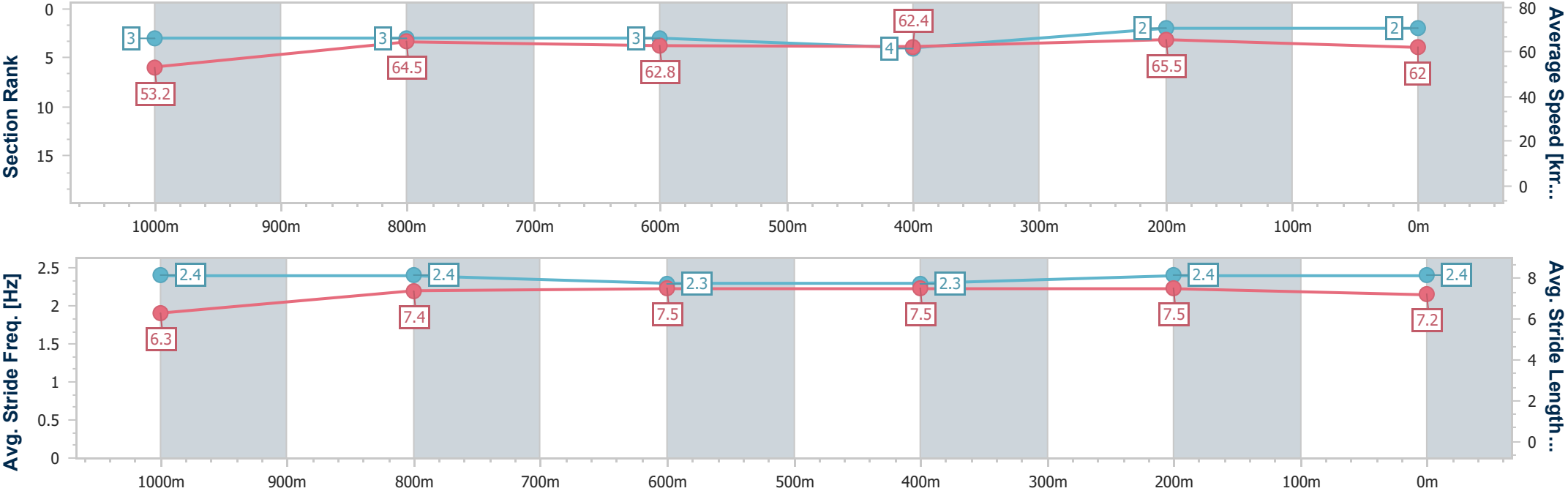
Horse/Jockey Name	Mystic Mac
Final Rank	2
Fastest Section Time (Section)	0:10.96 (400m)
Top Speed [km/h] (Section)	67.8 (1000m)
Race State	Finished



Doomben QLD Professional
Race 5: NECA QUEENSLAND Maiden Handicap - 1200m
17 April 2024 - 13:44
Track Rating: Good 4, Weather: Fine, Rail Position: +10m Entire



Section	Overall	1000m	800m	600m	400m	200m								
Section Times	1:10.18 [2] (0:13.55)	0:56.63 [3] (0:11.12)	0:45.51 [3] (0:11.48)	0:34.03 [3] (0:11.45)	0:22.58 [4] (0:10.96)	0:11.62 [2] (0:11.62)								
Average Speed [km/h]	53.2	64.5	62.8	62.4	65.5	62.0								
Top Speed [km/h]	67.3	67.8	63.5	63.7	67.4	64.9								
Avg. Dist. to Rail [m]	0.8	0.2	0.2	1.2	0.8	0.7								
Avg. Stride Freq. [Hz]	2.4	2.4	2.3	2.3	2.4	2.4								
Avg. Stride Length [m]	6.3	7.4	7.5	7.5	7.5	7.2								





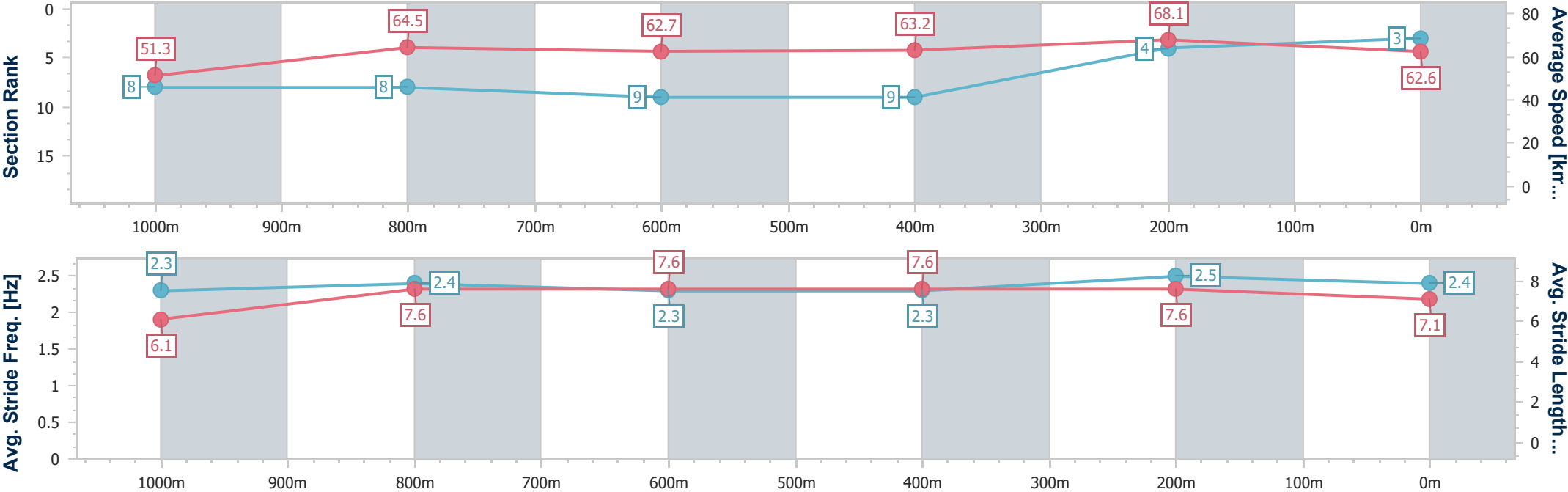
Horse/Jockey Name	Margot's Bullseye
Final Rank	3
Fastest Section Time (Section)	0:10.53 (400m)
Top Speed [km/h] (Section)	70.9 (400m)
Race State	Finished



Doomben QLD Professional
Race 5: NECA QUEENSLAND Maiden Handicap - 1200m
17 April 2024 - 13:44
Track Rating: Good 4, Weather: Fine, Rail Position: +10m Entire



Section	Overall	1000m	800m	600m	400m	200m							
Section Times	1:10.25 [3] (0:14.02)	0:56.23 [8] (0:11.23)	0:45.00 [8] (0:11.53)	0:33.47 [9] (0:11.38)	0:22.09 [9] (0:10.53)	0:11.56 [4] (0:11.56)							
Average Speed [km/h]	51.3	64.5	62.7	63.2	68.1	62.6							
Top Speed [km/h]	66.9	66.7	64.6	66.3	70.9	68.3							
Avg. Dist. to Rail [m]	2.8	0.7	1.0	0.5	1.3	4.1							
Avg. Stride Freq. [Hz]	2.3	2.4	2.3	2.3	2.5	2.4							
Avg. Stride Length [m]	6.1	7.6	7.6	7.6	7.6	7.1							





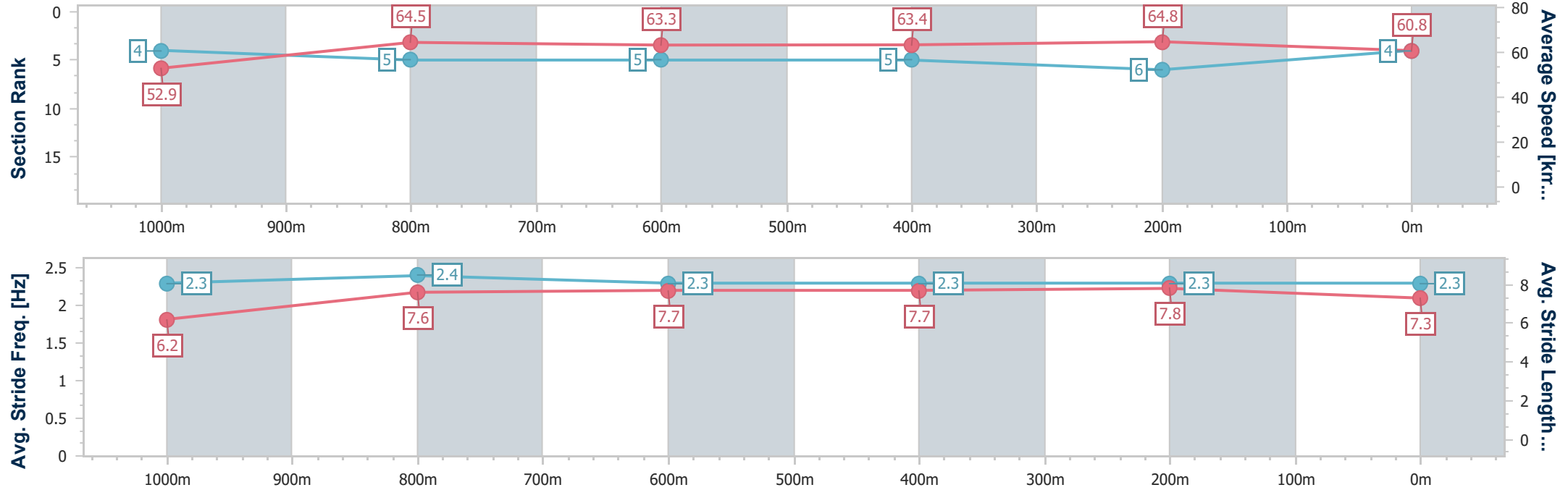
Horse/Jockey Name	Tipped Off
Final Rank	4
Fastest Section Time (Section)	0:11.15 (1000m)
Top Speed [km/h] (Section)	66.6 (1000m)
Race State	Finished



Doomben QLD Professional
Race 5: NECA QUEENSLAND Maiden Handicap - 1200m
17 April 2024 - 13:44
Track Rating: Good 4, Weather: Fine, Rail Position: +10m Entire



Section	Overall	1000m	800m	600m	400m	200m								
Section Times	1:10.60 [4] (0:13.62)	0:56.98 [4] (0:11.15)	0:45.83 [5] (0:11.42)	0:34.41 [5] (0:11.41)	0:23.00 [5] (0:11.17)	0:11.83 [6] (0:11.83)								
Average Speed [km/h]	52.9	64.5	63.3	63.4	64.8	60.8								
Top Speed [km/h]	66.5	66.6	63.6	64.1	66.0	65.4								
Avg. Dist. to Rail [m]	1.0	0.2	0.6	1.2	1.1	0.4								
Avg. Stride Freq. [Hz]	2.3	2.4	2.3	2.3	2.3	2.3								
Avg. Stride Length [m]	6.2	7.6	7.7	7.7	7.8	7.3								



[] Ranking at each section and finish
-.-.- No data available at this section
NA No data available



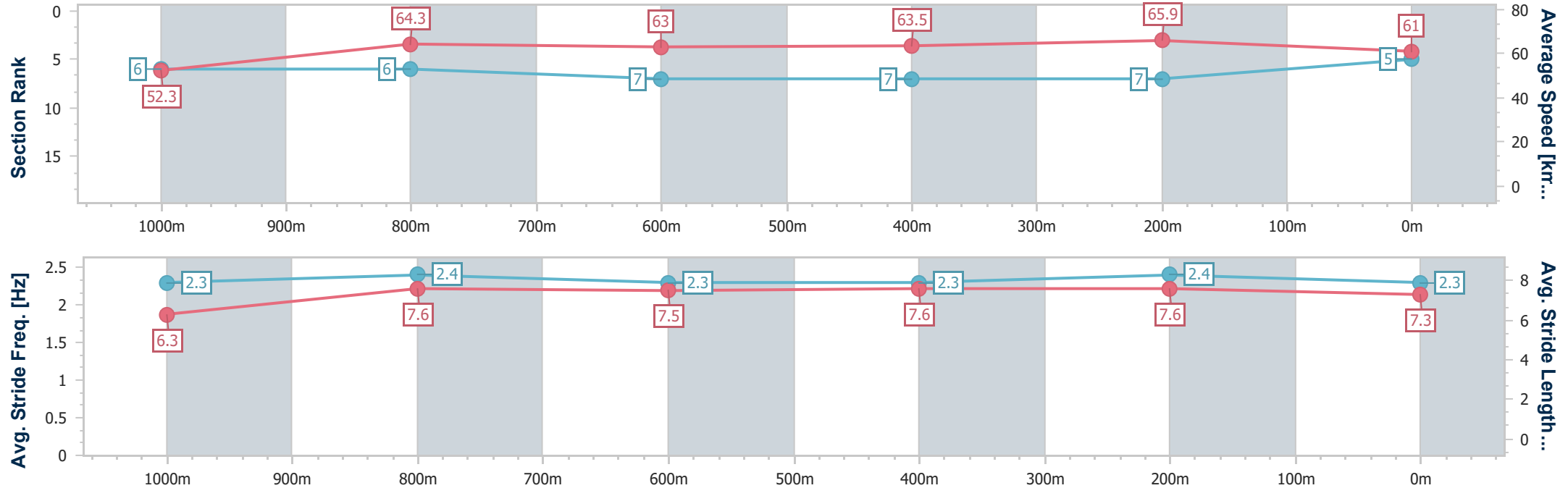
Horse/Jockey Name	Flying D'amore
Final Rank	5
Fastest Section Time (Section)	0:10.92 (400m)
Top Speed [km/h] (Section)	67.6 (400m)
Race State	Finished



Doomben QLD Professional
Race 5: NECA QUEENSLAND Maiden Handicap - 1200m
17 April 2024 - 13:44
Track Rating: Good 4, Weather: Fine, Rail Position: +10m Entire



Section	Overall	1000m	800m	600m	400m	200m							
Section Times	1:10.68 [5] (0:13.81)	0:56.87 [6] (0:11.20)	0:45.67 [6] (0:11.50)	0:34.17 [7] (0:11.40)	0:22.77 [7] (0:10.92)	0:11.85 [7] (0:11.85)							
Average Speed [km/h]	52.3	64.3	63.0	63.5	65.9	61.0							
Top Speed [km/h]	64.7	65.1	64.5	64.9	67.6	63.6							
Avg. Dist. to Rail [m]	6.5	0.4	1.5	1.0	3.3	5.8							
Avg. Stride Freq. [Hz]	2.3	2.4	2.3	2.3	2.4	2.3							
Avg. Stride Length [m]	6.3	7.6	7.5	7.6	7.6	7.3							



[] Ranking at each section and finish
-.-.- No data available at this section
NA No data available



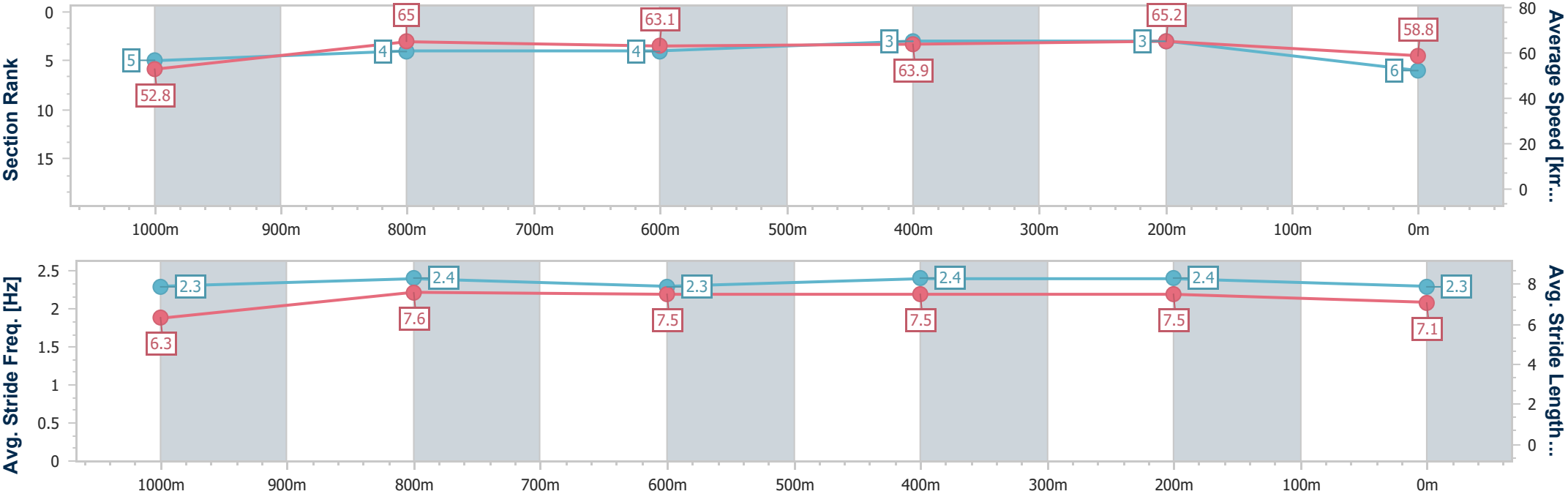
Horse/Jockey Name	Careful Missile
Final Rank	6
Fastest Section Time (Section)	0:11.03 (400m)
Top Speed [km/h] (Section)	67.1 (Overall)
Race State	Finished



Doomben QLD Professional
Race 5: NECA QUEENSLAND Maiden Handicap - 1200m
17 April 2024 - 13:44
Track Rating: Good 4, Weather: Fine, Rail Position: +10m Entire



Section	Overall	1000m	800m	600m	400m	200m							
Section Times	1:10.91 [6] (0:13.64)	0:57.27 [5] (0:11.07)	0:46.20 [4] (0:11.47)	0:34.73 [4] (0:11.40)	0:23.33 [3] (0:11.03)	0:12.30 [3] (0:12.30)							
Average Speed [km/h]	52.8	65.0	63.1	63.9	65.2	58.8							
Top Speed [km/h]	67.1	66.9	63.8	65.2	66.6	63.6							
Avg. Dist. to Rail [m]	4.7	1.2	0.6	1.5	2.0	0.8							
Avg. Stride Freq. [Hz]	2.3	2.4	2.3	2.4	2.4	2.3							
Avg. Stride Length [m]	6.3	7.6	7.5	7.5	7.5	7.1							





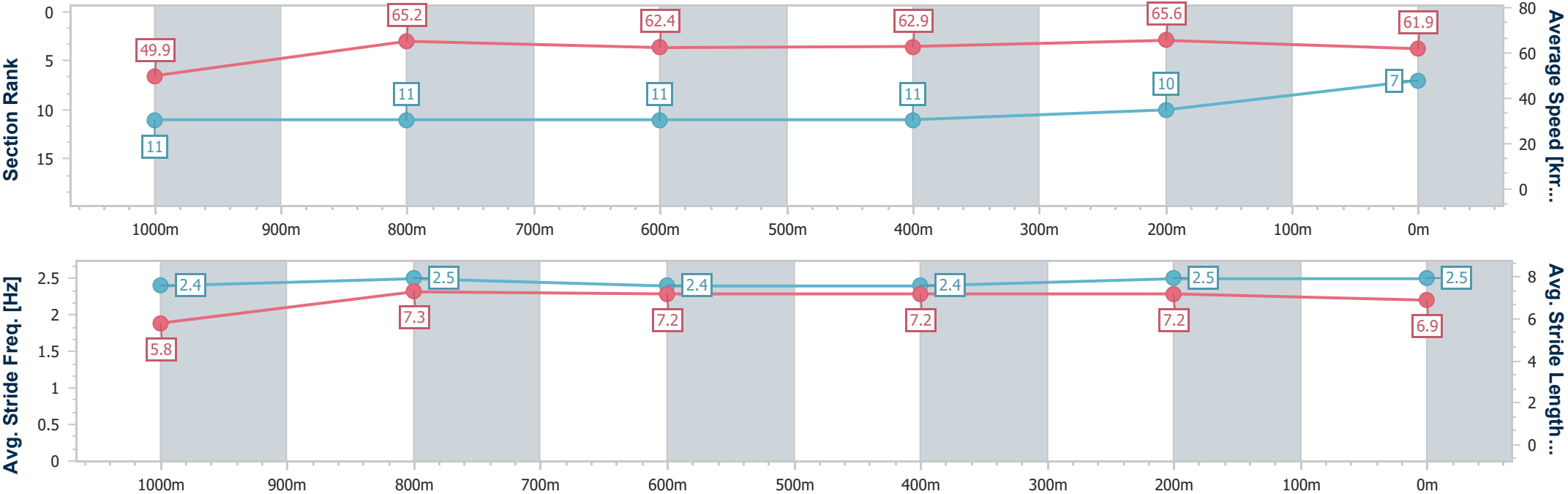
Horse/Jockey Name	Deer Hunter
Final Rank	7
Fastest Section Time (Section)	0:11.01 (400m)
Top Speed [km/h] (Section)	66.7 (1000m)
Race State	Finished



Doomben QLD Professional
Race 5: NECA QUEENSLAND Maiden Handicap - 1200m
17 April 2024 - 13:44
Track Rating: Good 4, Weather: Fine, Rail Position: +10m Entire



Section	Overall	1000m	800m	600m	400m	200m							
Section Times	1:11.06 [7] (0:14.43)	0:56.63 [11] (0:11.04)	0:45.59 [11] (0:11.52)	0:34.07 [11] (0:11.43)	0:22.64 [11] (0:11.01)	0:11.63 [10] (0:11.63)							
Average Speed [km/h]	49.9	65.2	62.4	62.9	65.6	61.9							
Top Speed [km/h]	65.3	66.7	63.9	65.3	66.5	64.6							
Avg. Dist. to Rail [m]	4.5	0.8	0.5	0.3	1.8	2.9							
Avg. Stride Freq. [Hz]	2.4	2.5	2.4	2.4	2.5	2.5							
Avg. Stride Length [m]	5.8	7.3	7.2	7.2	7.2	6.9							





Horse/Jockey Name	Kidston
Final Rank	8
Fastest Section Time (Section)	0:11.04 (400m)
Top Speed [km/h] (Section)	67.0 (1000m)
Race State	Finished



Doomben QLD Professional
Race 5: NECA QUEENSLAND Maiden Handicap - 1200m

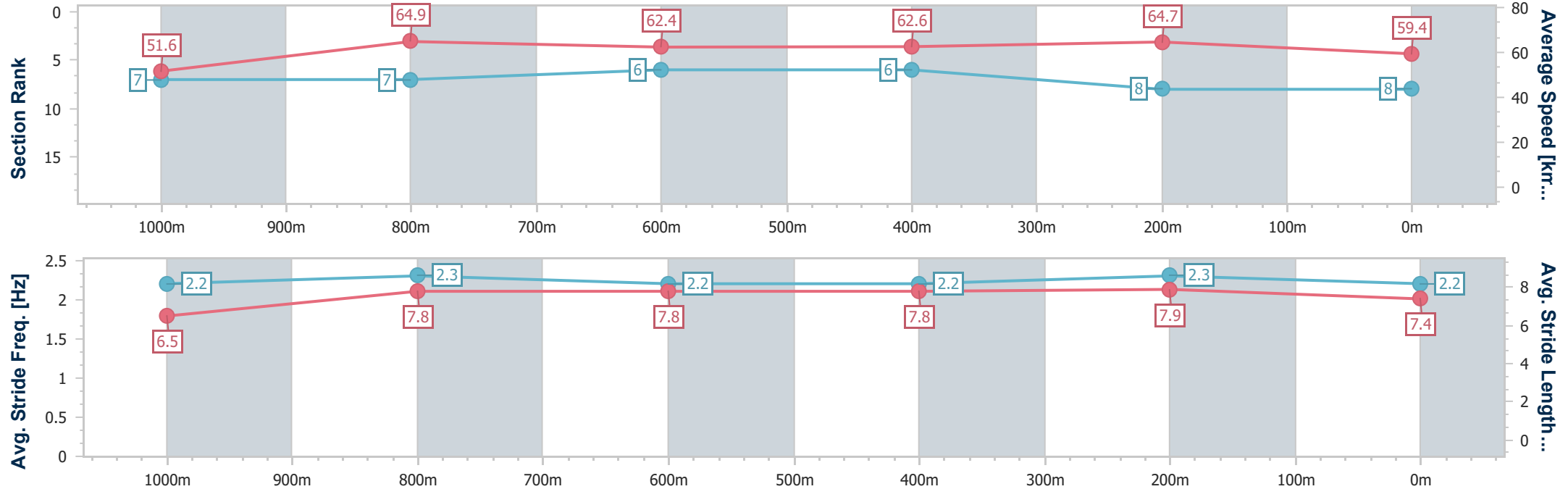
17 April 2024 - 13:44

Track Rating: Good 4, Weather: Fine, Rail Position: +10m Entire



BRISBANE
RACING CLUB

Section	Overall	1000m	800m	600m	400m	200m							
Section Times	1:11.08 [8] (0:13.92)	0:57.16 [7] (0:11.14)	0:46.02 [7] (0:11.44)	0:34.58 [6] (0:11.38)	0:23.20 [6] (0:11.04)	0:12.16 [8] (0:12.16)							
Average Speed [km/h]	51.6	64.9	62.4	62.6	64.7	59.4							
Top Speed [km/h]	66.4	67.0	63.4	64.2	66.0	63.3							
Avg. Dist. to Rail [m]	3.0	0.5	1.6	1.9	1.0	0.9							
Avg. Stride Freq. [Hz]	2.2	2.3	2.2	2.2	2.3	2.2							
Avg. Stride Length [m]	6.5	7.8	7.8	7.8	7.9	7.4							



- [] Ranking at each section and finish
- .-.- No data available at this section
- NA No data available



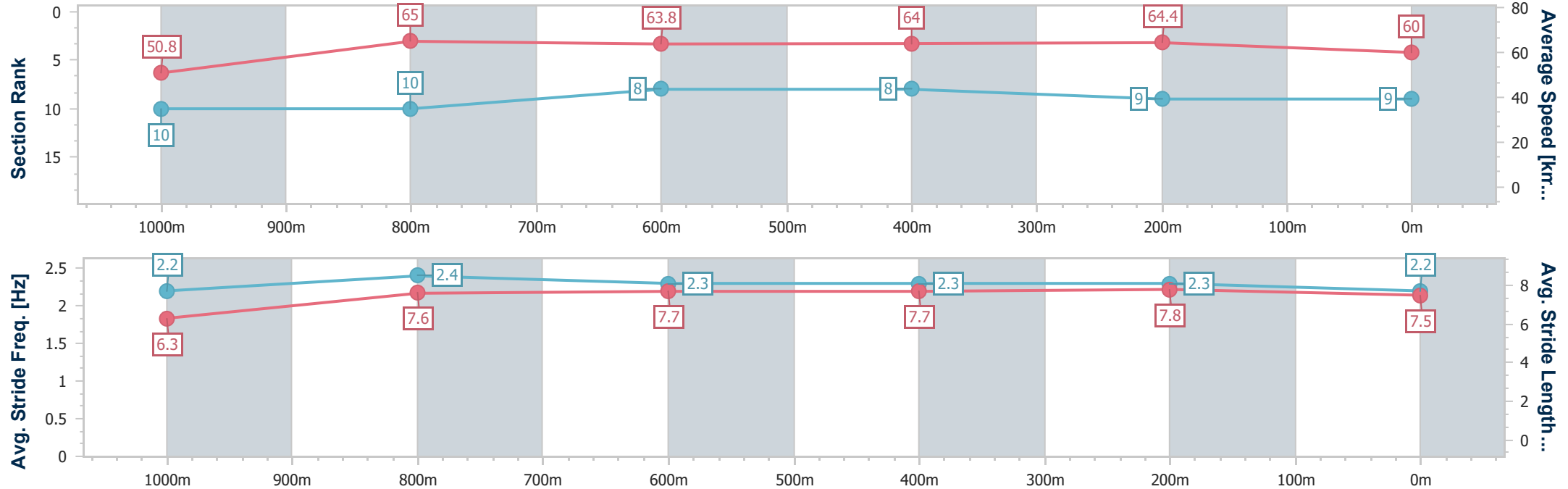
Horse/Jockey Name	Cherbourg
Final Rank	9
Fastest Section Time (Section)	0:11.10 (1000m)
Top Speed [km/h] (Section)	67.3 (1000m)
Race State	Finished



Doomben QLD Professional
Race 5: NECA QUEENSLAND Maiden Handicap - 1200m
17 April 2024 - 13:44
Track Rating: Good 4, Weather: Fine, Rail Position: +10m Entire



Section	Overall	1000m	800m	600m	400m	200m							
Section Times	1:11.26 [9] (0:14.19)	0:57.07 [10] (0:11.10)	0:45.97 [10] (0:11.35)	0:34.62 [8] (0:11.36)	0:23.26 [8] (0:11.27)	0:11.99 [9] (0:11.99)							
Average Speed [km/h]	50.8	65.0	63.8	64.0	64.4	60.0							
Top Speed [km/h]	65.1	67.3	65.5	65.5	65.4	63.1							
Avg. Dist. to Rail [m]	5.8	1.1	0.9	2.2	3.9	2.7							
Avg. Stride Freq. [Hz]	2.2	2.4	2.3	2.3	2.3	2.2							
Avg. Stride Length [m]	6.3	7.6	7.7	7.7	7.8	7.5							





Horse/Jockey Name	Kamariya
Final Rank	10
Fastest Section Time (Section)	0:11.13 (1000m)
Top Speed [km/h] (Section)	68.8 (Overall)
Race State	Finished



Doomben QLD Professional
Race 5: NECA QUEENSLAND Maiden Handicap - 1200m

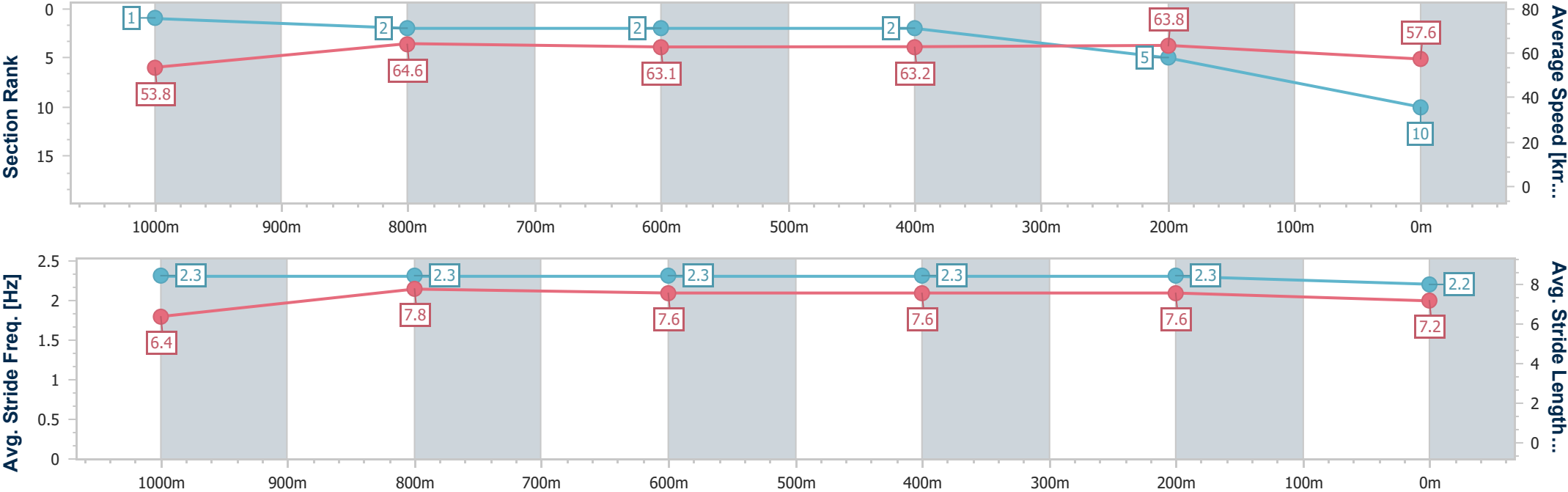
17 April 2024 - 13:44

Track Rating: Good 4, Weather: Fine, Rail Position: +10m Entire



BRISBANE
RACING CLUB

Section	Overall	1000m	800m	600m	400m	200m								
Section Times	1:11.27 [10] (0:13.40)	0:57.87 [1] (0:11.13)	0:46.74 [2] (0:11.51)	0:35.23 [2] (0:11.45)	0:23.78 [2] (0:11.26)	0:12.52 [5] (0:12.52)								
Average Speed [km/h]	53.8	64.6	63.1	63.2	63.8	57.6								
Top Speed [km/h]	68.8	67.2	64.3	65.3	66.1	62.3								
Avg. Dist. to Rail [m]	5.7	0.3	1.3	1.0	0.5	0.3								
Avg. Stride Freq. [Hz]	2.3	2.3	2.3	2.3	2.3	2.2								
Avg. Stride Length [m]	6.4	7.8	7.6	7.6	7.6	7.2								





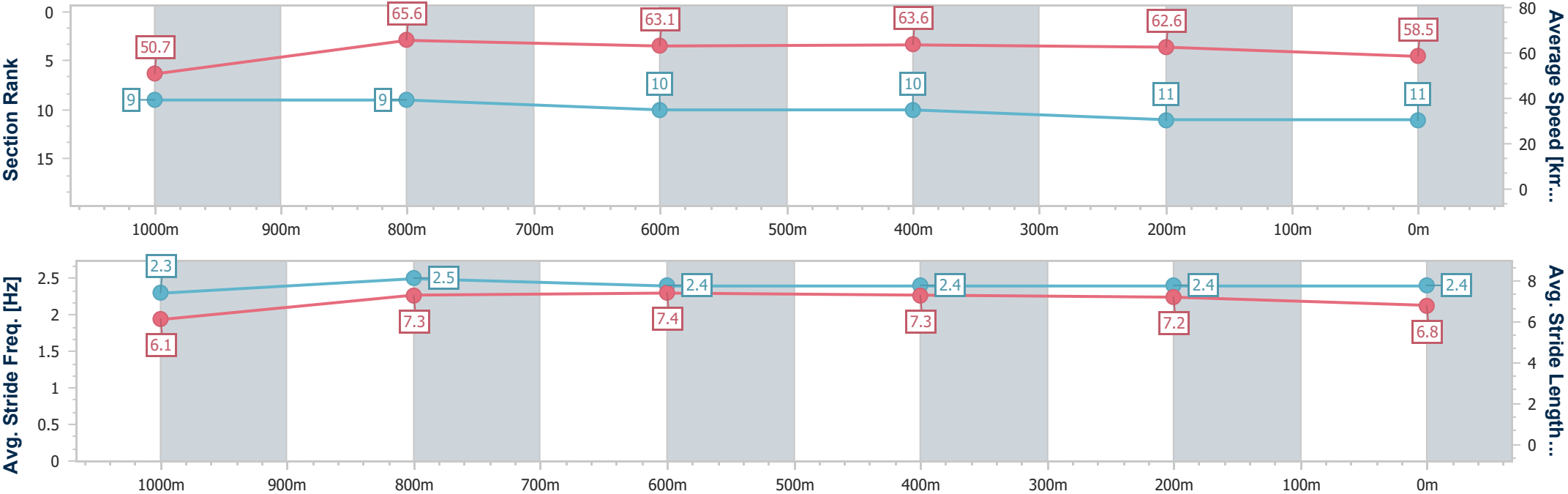
Horse/Jockey Name	Lucifer The Cat
Final Rank	11
Fastest Section Time (Section)	0:11.10 (1000m)
Top Speed [km/h] (Section)	66.8 (1000m)
Race State	Finished



Doomben QLD Professional
Race 5: NECA QUEENSLAND Maiden Handicap - 1200m
17 April 2024 - 13:44
Track Rating: Good 4, Weather: Fine, Rail Position: +10m Entire



Section	Overall	1000m	800m	600m	400m	200m							
Section Times	1:12.07 [11] (0:14.18)	0:57.89 [9] (0:11.10)	0:46.79 [9] (0:11.51)	0:35.28 [10] (0:11.46)	0:23.82 [10] (0:11.55)	0:12.27 [11] (0:12.27)							
Average Speed [km/h]	50.7	65.6	63.1	63.6	62.6	58.5							
Top Speed [km/h]	65.2	66.8	65.0	65.5	63.5	62.1							
Avg. Dist. to Rail [m]	4.4	2.2	2.2	2.0	4.0	3.9							
Avg. Stride Freq. [Hz]	2.3	2.5	2.4	2.4	2.4	2.4							
Avg. Stride Length [m]	6.1	7.3	7.4	7.3	7.2	6.8							





Doomben QLD Professional
Race 6: BUSY AT WORK NATIONAL APPRENTICE RACE SERIES Class 1
Plate - 1200m
17 April 2024 - 14:19



Track Rating: Good 4, Weather: Fine, Rail Position: +10m Entire

Section						Overall	1000m	800m	600m	400m	200m	Last 600m	
Field Times						1:10.32 (0:13.42)	0:56.90 (0:10.72)	0:46.18 (0:11.35)	0:34.83 (0:11.44)	0:23.39 (0:11.42)	0:11.97 (0:11.97)	0:34.83	
Rank	TAB	Horse/Jockey	Barrier	Top Speed [km/h]	Fastest Section							Margin	Distance Travelled [m]
1	3	LUBRICATION	8	67.3	0:10.99	1:10.32 [1]	0:56.45 [7]	0:45.46 [9]	0:34.36 [9]	0:23.05 [7]	0:11.97 [1]	1:10.32	0:34.36
		Bailey Wheeler		800m	1000m	(0:13.87)	(0:10.99)	(0:11.10)	(0:11.31)	(0:11.08)	(0:11.97)		
2	11	PROSPERINA	12	67.5	0:10.82	1:10.55 [2]	0:56.34 [12]	0:45.52 [10]	0:34.48 [10]	0:23.13 [10]	0:11.81 [8]	1.35L	0:34.48 -2
		Casey Waddell		1000m	1000m	(0:14.21)	(0:10.82)	(0:11.04)	(0:11.35)	(0:11.32)	(0:11.81)		
3	9	ZELGARIA	4	69.5	0:10.85	1:10.71 [3]	0:56.84 [8]	0:45.99 [8]	0:35.01 [5]	0:23.59 [4]	0:12.17 [3]	2.3L	0:35.01 +8
		Rochelle Milnes		1000m	1000m	(0:13.87)	(0:10.85)	(0:10.98)	(0:11.42)	(0:11.42)	(0:12.17)		
4	12	SURREAL ASCOT	3	69.0	0:10.75	1:10.74 [4]	0:57.14 [3]	0:46.39 [3]	0:34.94 [8]	0:23.51 [6]	0:12.06 [5]	2.43L	0:34.94 +0
		Olivia Webb		1000m	1000m	(0:13.60)	(0:10.75)	(0:11.45)	(0:11.43)	(0:11.45)	(0:12.06)		
5	7	PIVOTAL LAD	1	68.6	0:10.73	1:10.82 [5]	0:57.05 [5]	0:46.32 [5]	0:35.11 [6]	0:23.66 [5]	0:12.11 [7]	2.9L	0:35.11 -3
		Cejay Graham		1000m	1000m	(0:13.77)	(0:10.73)	(0:11.21)	(0:11.45)	(0:11.55)	(0:12.11)		
6	1	A LOT OF BOOTY	10	66.7	0:11.03	1:10.99 [6]	0:56.96 [10]	0:45.93 [11]	0:34.86 [11]	0:23.47 [12]	0:12.21 [9]	3.92L	0:34.86 +1
		Jake Molloy		1000m	1000m	(0:14.03)	(0:11.03)	(0:11.07)	(0:11.39)	(0:11.26)	(0:12.21)		
7	5	CRESSBROOK	6	71.2	0:10.60	1:11.06 [7]	0:57.17 [9]	0:46.57 [4]	0:35.57 [1]	0:24.13 [2]	0:12.54 [2]	4.31L	0:35.57 +4
		Marnu Potgieter		1000m	1000m	(0:13.89)	(0:10.60)	(0:11.00)	(0:11.44)	(0:11.59)	(0:12.54)		
8	13	TOO MUCH MAKEUP	13	68.4	0:10.80	1:11.08 [8]	0:56.94 [11]	0:45.74 [12]	0:34.94 [12]	0:23.76 [9]	0:12.38 [6]	4.45L	0:34.94 +3
		Victoria Corver		800m	800m	(0:14.14)	(0:11.20)	(0:10.80)	(0:11.18)	(0:11.38)	(0:12.38)		
9	6	HELL AND BACK	7	68.7	0:10.76	1:11.34 [9]	0:57.92 [1]	0:47.16 [2]	0:35.83 [3]	0:24.41 [1]	0:12.74 [4]	6.01L	0:35.83 -1
		Tahlia Fenlon		1000m	1000m	(0:13.42)	(0:10.76)	(0:11.33)	(0:11.42)	(0:11.67)	(0:12.74)		
10	8	UNDER TWENTY TWO	5	68.0	0:10.82	1:11.91 [10]	0:58.20 [4]	0:47.38 [6]	0:36.33 [4]	0:24.63 [8]	0:12.80 [11]	9.33L	0:36.33 +7
		Jade Hampson		1000m	1000m	(0:13.71)	(0:10.82)	(0:11.05)	(0:11.70)	(0:11.83)	(0:12.80)		

Scratched: Brasco (#2)

Report Created: Wed 17 April 2024 14:31 GMT+10 (Note: Timing is based on position data)

Page 1/14

[] Ranking at each section and finish
-:-:- No data available at this section
NA No data available

SCN Saddle cloth number
DNF Did not finish
DNT Did not track

data processed by  TRIPLESDATA



Doomben QLD Professional
Race 6: BUSY AT WORK NATIONAL APPRENTICE RACE SERIES Class 1
Plate - 1200m
17 April 2024 - 14:19



Track Rating: Good 4, Weather: Fine, Rail Position: +10m Entire

Section					Overall	1000m	800m	600m	400m	200m	Last 600m			
Field Times					1:10.32 (0:13.42)	0:56.90 (0:10.72)	0:46.18 (0:11.35)	0:34.83 (0:11.44)	0:23.39 (0:11.42)	0:11.97 (0:11.97)	0:34.83			
Rank	TAB	Horse/Jockey	Barrier	Top Speed [km/h]	Fastest Section						Margin	Distance Travelled [m]		
11	4	SQUEAK	2	69.2	0:10.61	1:11.99 [11]	0:58.46 [2]	0:47.85 [1]	0:36.49 [2]	0:25.00 [3]	0:13.07 [10]	9.79L	0:36.49	-3
		Dan McGillivray		1000m	1000m	(0:13.53)	(0:10.61)	(0:11.36)	(0:11.49)	(0:11.93)	(0:13.07)			
12	10	LADY CHARTWELL	9	68.6	0:10.91	1:12.21 [12]	0:58.43 [6]	0:47.52 [7]	0:36.42 [7]	0:24.76 [11]	0:12.86 [12]	11.12L	0:36.42	+9
		Taylor Johnstone		1000m	1000m	(0:13.78)	(0:10.91)	(0:11.10)	(0:11.66)	(0:11.90)	(0:12.86)			

Scratched: Brasco (#2)



Horse/Jockey Name	Lubrication
Final Rank	1
Fastest Section Time (Section)	0:10.99 (1000m)
Top Speed [km/h] (Section)	67.3 (800m)
Race State	Finished



Doomben QLD Professional
Race 6: BUSY AT WORK NATIONAL APPRENTICE RACE
SERIES Class 1 Plate - 1200m

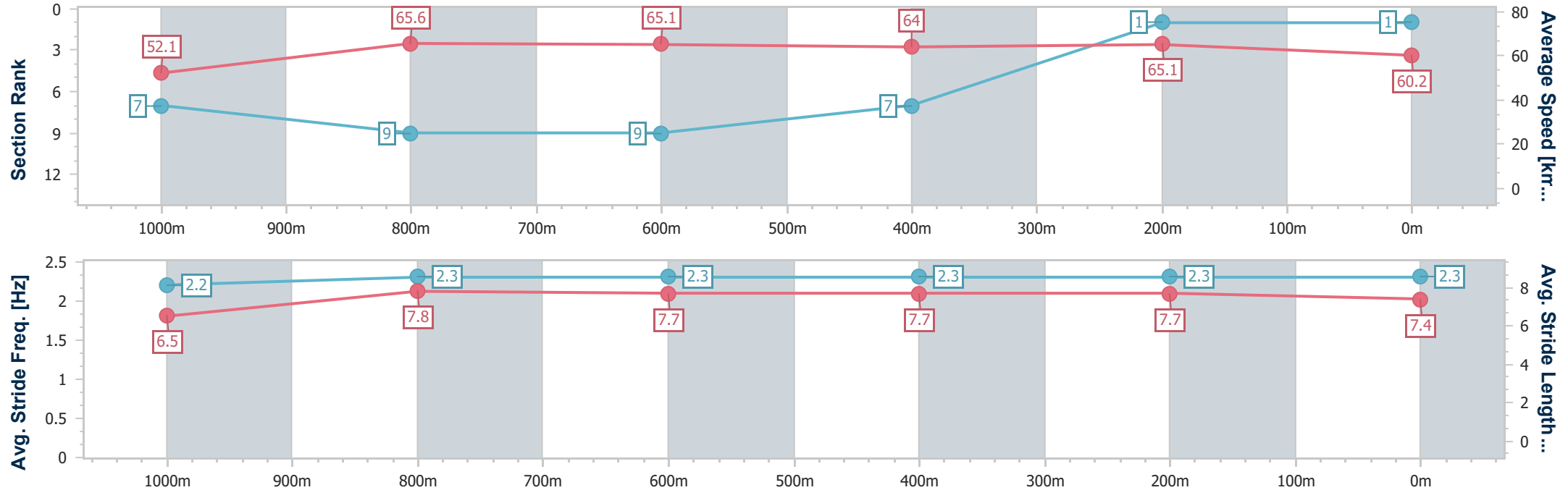
17 April 2024 - 14:19

Track Rating: Good 4, Weather: Fine, Rail Position: +10m Entire



BRISBANE
RACING CLUB

Section	Overall	1000m	800m	600m	400m	200m								
Section Times	1:10.32 [1] (0:13.87)	0:56.45 [7] (0:10.99)	0:45.46 [9] (0:11.10)	0:34.36 [9] (0:11.31)	0:23.05 [7] (0:11.08)	0:11.97 [1] (0:11.97)								
Average Speed [km/h]	52.1	65.6	65.1	64.0	65.1	60.2								
Top Speed [km/h]	66.4	66.8	67.3	66.1	66.5	63.3								
Avg. Dist. to Rail [m]	6.3	1.8	0.6	0.9	1.2	1.1								
Avg. Stride Freq. [Hz]	2.2	2.3	2.3	2.3	2.3	2.3								
Avg. Stride Length [m]	6.5	7.8	7.7	7.7	7.7	7.4								



[] Ranking at each section and finish
-.-.- No data available at this section
NA No data available



Horse/Jockey Name	Prosperina
Final Rank	2
Fastest Section Time (Section)	0:10.82 (1000m)
Top Speed [km/h] (Section)	67.5 (1000m)
Race State	Finished



Doomben QLD Professional
Race 6: BUSY AT WORK NATIONAL APPRENTICE RACE
SERIES Class 1 Plate - 1200m

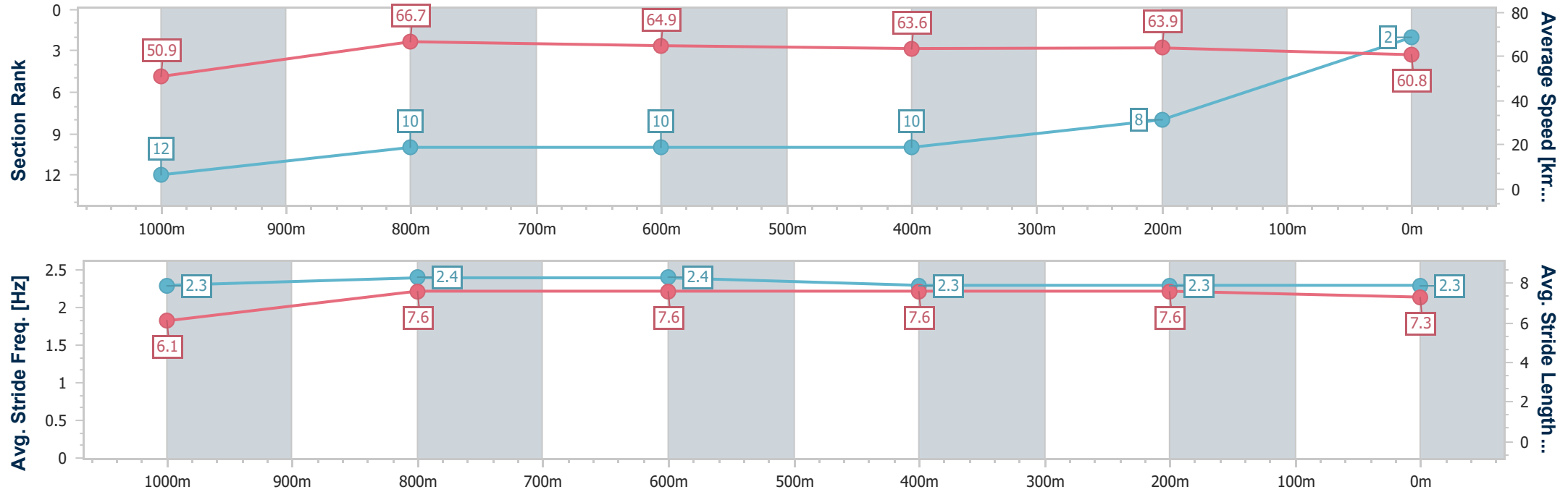
17 April 2024 - 14:19

Track Rating: Good 4, Weather: Fine, Rail Position: +10m Entire



BRISBANE
RACING CLUB

Section	Overall	1000m	800m	600m	400m	200m								
Section Times	1:10.55 [2] (0:14.21)	0:56.34 [12] (0:10.82)	0:45.52 [10] (0:11.04)	0:34.48 [10] (0:11.35)	0:23.13 [10] (0:11.32)	0:11.81 [8] (0:11.81)								
Average Speed [km/h]	50.9	66.7	64.9	63.6	63.9	60.8								
Top Speed [km/h]	66.0	67.5	67.0	65.1	64.9	63.8								
Avg. Dist. to Rail [m]	6.4	0.5	0.7	0.7	2.1	1.9								
Avg. Stride Freq. [Hz]	2.3	2.4	2.4	2.3	2.3	2.3								
Avg. Stride Length [m]	6.1	7.6	7.6	7.6	7.6	7.3								



[] Ranking at each section and finish
-.-.- No data available at this section
NA No data available



Horse/Jockey Name	Zelgaria
Final Rank	3
Fastest Section Time (Section)	0:10.85 (1000m)
Top Speed [km/h] (Section)	69.5 (1000m)
Race State	Finished



Doomben QLD Professional
Race 6: BUSY AT WORK NATIONAL APPRENTICE RACE
SERIES Class 1 Plate - 1200m

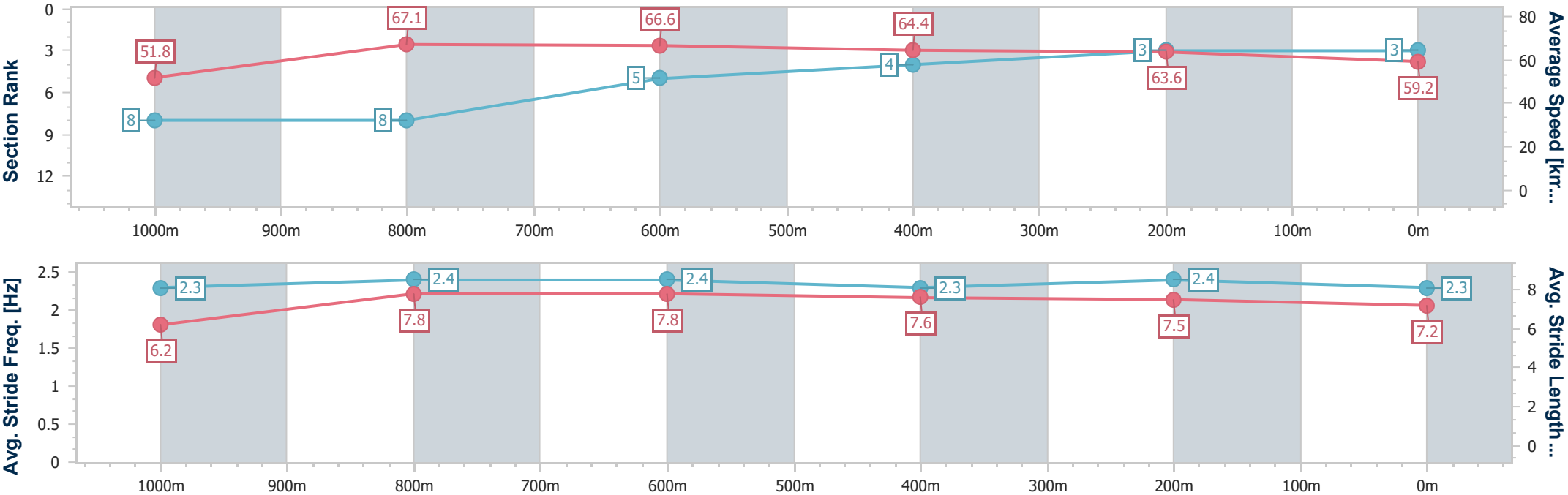
17 April 2024 - 14:19

Track Rating: Good 4, Weather: Fine, Rail Position: +10m Entire



BRISBANE
RACING CLUB

Section	Overall	1000m	800m	600m	400m	200m							
Section Times	1:10.71 [3] (0:13.87)	0:56.84 [8] (0:10.85)	0:45.99 [8] (0:10.98)	0:35.01 [5] (0:11.42)	0:23.59 [4] (0:11.42)	0:12.17 [3] (0:12.17)							
Average Speed [km/h]	51.8	67.1	66.6	64.4	63.6	59.2							
Top Speed [km/h]	68.2	69.5	67.1	65.2	65.4	62.3							
Avg. Dist. to Rail [m]	4.2	2.4	3.5	4.2	4.9	5.0							
Avg. Stride Freq. [Hz]	2.3	2.4	2.4	2.3	2.4	2.3							
Avg. Stride Length [m]	6.2	7.8	7.8	7.6	7.5	7.2							



[] Ranking at each section and finish
- - - - No data available at this section
NA No data available



Horse/Jockey Name	Surreal Ascot
Final Rank	4
Fastest Section Time (Section)	0:10.75 (1000m)
Top Speed [km/h] (Section)	69.0 (1000m)
Race State	Finished



Doomben QLD Professional
Race 6: BUSY AT WORK NATIONAL APPRENTICE RACE
SERIES Class 1 Plate - 1200m

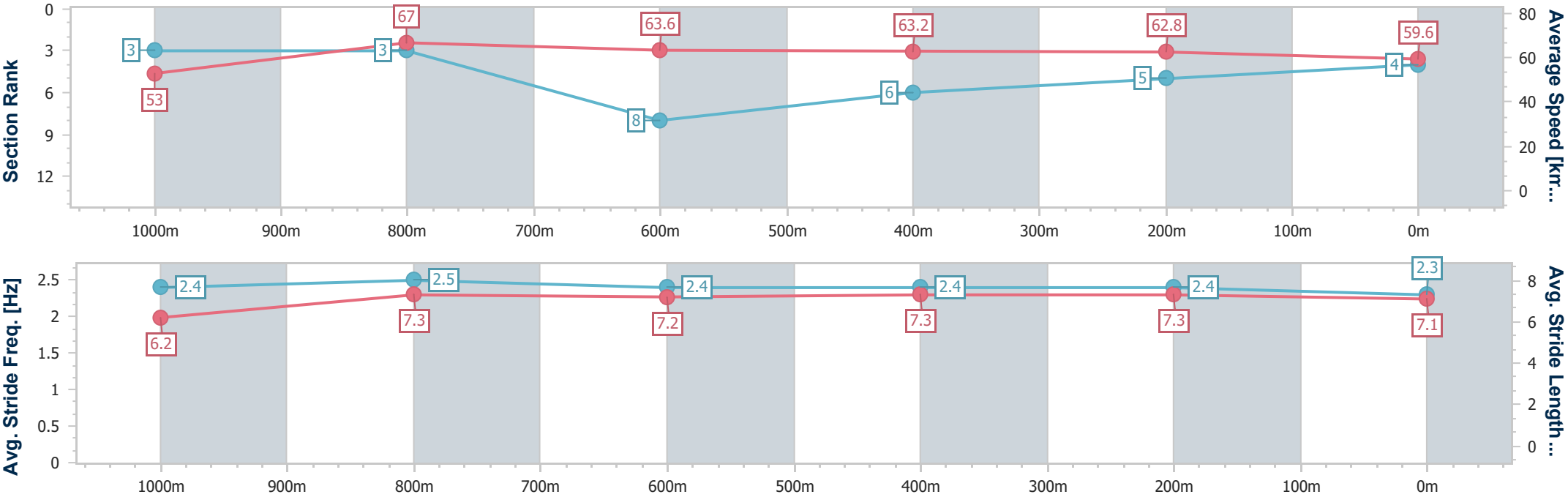
17 April 2024 - 14:19

Track Rating: Good 4, Weather: Fine, Rail Position: +10m Entire



BRISBANE
RACING CLUB

Section	Overall	1000m	800m	600m	400m	200m								
Section Times	1:10.74 [4] (0:13.60)	0:57.14 [3] (0:10.75)	0:46.39 [3] (0:11.45)	0:34.94 [8] (0:11.43)	0:23.51 [6] (0:11.45)	0:12.06 [5] (0:12.06)								
Average Speed [km/h]	53.0	67.0	63.6	63.2	62.8	59.6								
Top Speed [km/h]	67.9	69.0	64.9	64.6	64.1	62.1								
Avg. Dist. to Rail [m]	2.9	1.2	1.5	1.1	1.4	1.2								
Avg. Stride Freq. [Hz]	2.4	2.5	2.4	2.4	2.4	2.3								
Avg. Stride Length [m]	6.2	7.3	7.2	7.3	7.3	7.1								



[] Ranking at each section and finish
-.-.- No data available at this section
NA No data available



Horse/Jockey Name	Pivotal Lad
Final Rank	5
Fastest Section Time (Section)	0:10.73 (1000m)
Top Speed [km/h] (Section)	68.6 (1000m)
Race State	Finished



Doomben QLD Professional
Race 6: BUSY AT WORK NATIONAL APPRENTICE RACE
SERIES Class 1 Plate - 1200m

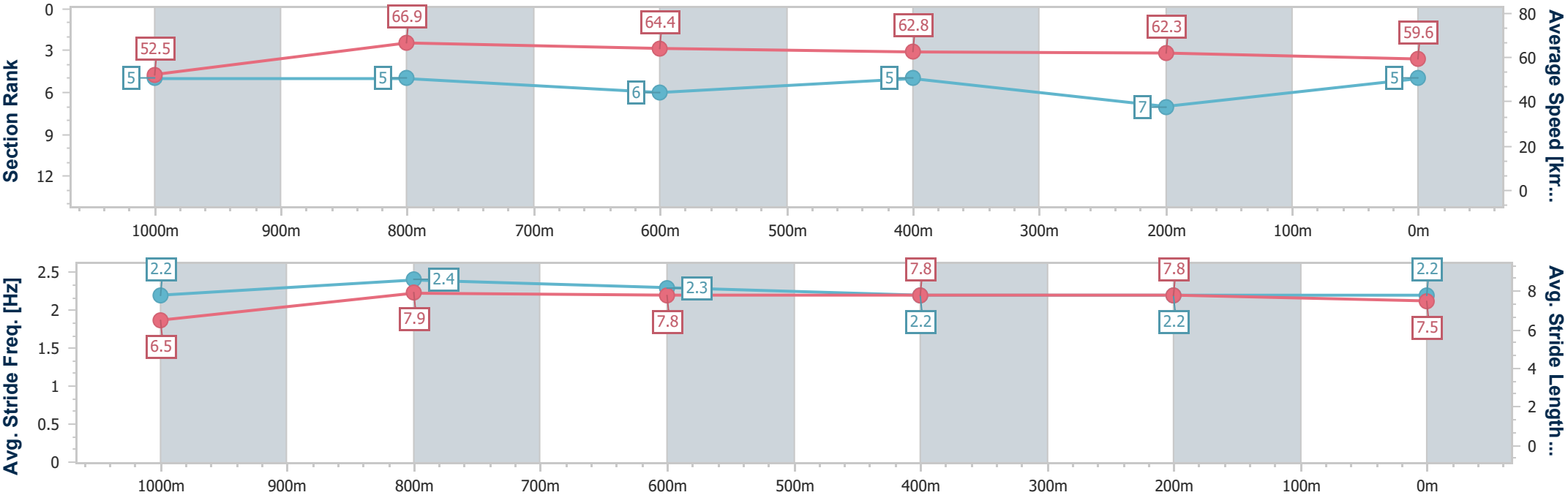
17 April 2024 - 14:19

Track Rating: Good 4, Weather: Fine, Rail Position: +10m Entire



BRISBANE
RACING CLUB

Section	Overall	1000m	800m	600m	400m	200m								
Section Times	1:10.82 [5] (0:13.77)	0:57.05 [5] (0:10.73)	0:46.32 [5] (0:11.21)	0:35.11 [6] (0:11.45)	0:23.66 [5] (0:11.55)	0:12.11 [7] (0:12.11)								
Average Speed [km/h]	52.5	66.9	64.4	62.8	62.3	59.6								
Top Speed [km/h]	67.6	68.6	66.0	63.3	62.9	60.9								
Avg. Dist. to Rail [m]	0.6	0.3	0.2	0.4	0.6	1.5								
Avg. Stride Freq. [Hz]	2.2	2.4	2.3	2.2	2.2	2.2								
Avg. Stride Length [m]	6.5	7.9	7.8	7.8	7.8	7.5								



[] Ranking at each section and finish
-.-.- No data available at this section
NA No data available



Horse/Jockey Name	A Lot Of Booty
Final Rank	6
Fastest Section Time (Section)	0:11.03 (1000m)
Top Speed [km/h] (Section)	66.7 (1000m)
Race State	Finished



Doomben QLD Professional
Race 6: BUSY AT WORK NATIONAL APPRENTICE RACE
SERIES Class 1 Plate - 1200m

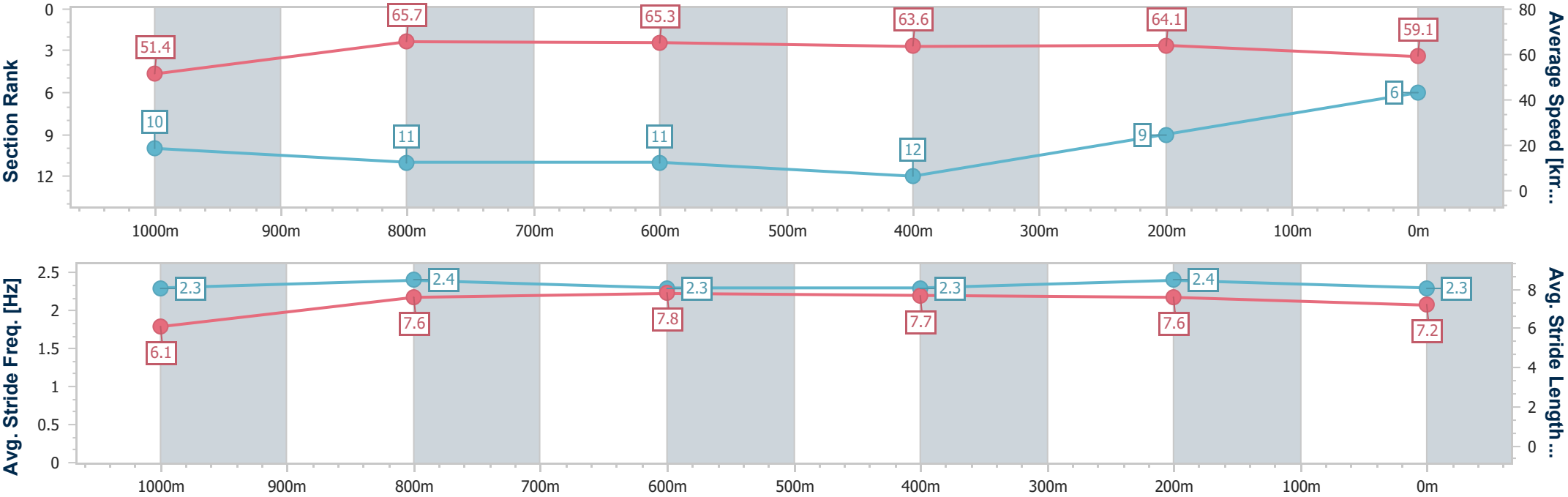
17 April 2024 - 14:19

Track Rating: Good 4, Weather: Fine, Rail Position: +10m Entire



BRISBANE
RACING CLUB

Section	Overall	1000m	800m	600m	400m	200m								
Section Times	1:10.99 [6] (0:14.03)	0:56.96 [10] (0:11.03)	0:45.93 [11] (0:11.07)	0:34.86 [11] (0:11.39)	0:23.47 [12] (0:11.26)	0:12.21 [9] (0:12.21)								
Average Speed [km/h]	51.4	65.7	65.3	63.6	64.1	59.1								
Top Speed [km/h]	65.9	66.7	66.6	64.4	65.5	60.9								
Avg. Dist. to Rail [m]	8.0	2.4	0.6	1.4	2.5	4.1								
Avg. Stride Freq. [Hz]	2.3	2.4	2.3	2.3	2.4	2.3								
Avg. Stride Length [m]	6.1	7.6	7.8	7.7	7.6	7.2								



[] Ranking at each section and finish
-.-.- No data available at this section
NA No data available



Horse/Jockey Name	Cressbrook
Final Rank	7
Fastest Section Time (Section)	0:10.60 (1000m)
Top Speed [km/h] (Section)	71.2 (1000m)
Race State	Finished



Doomben QLD Professional
Race 6: BUSY AT WORK NATIONAL APPRENTICE RACE
SERIES Class 1 Plate - 1200m

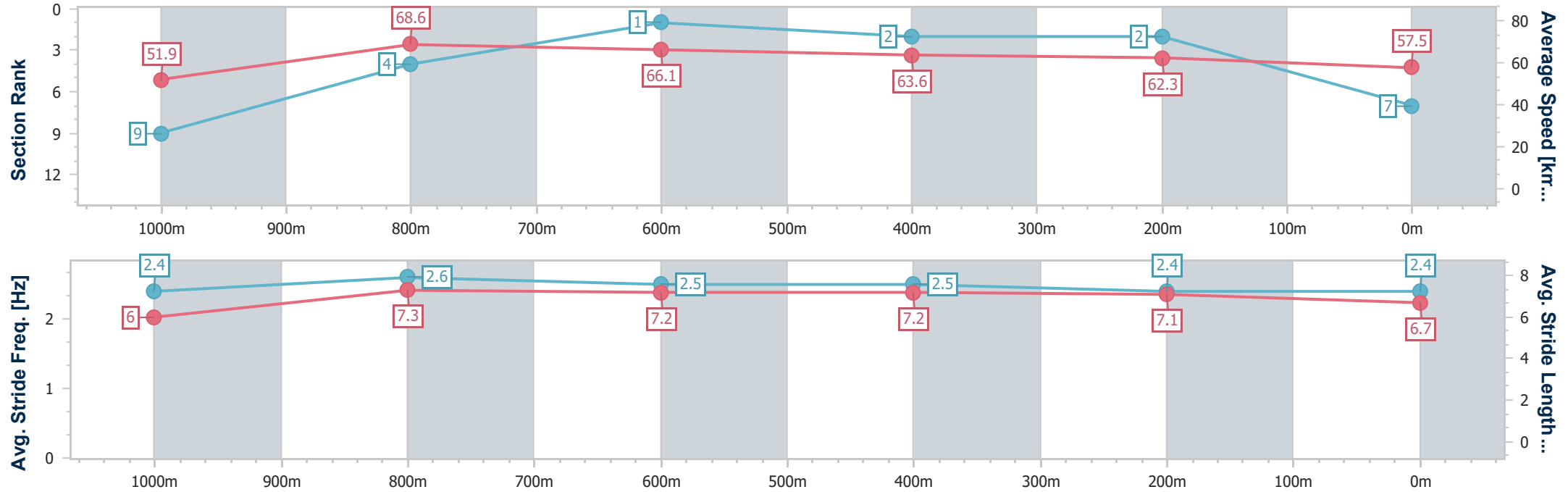
17 April 2024 - 14:19

Track Rating: Good 4, Weather: Fine, Rail Position: +10m Entire



BRISBANE
RACING CLUB

Section	Overall	1000m	800m	600m	400m	200m								
Section Times	1:11.06 [7] (0:13.89)	0:57.17 [9] (0:10.60)	0:46.57 [4] (0:11.00)	0:35.57 [1] (0:11.44)	0:24.13 [2] (0:11.59)	0:12.54 [2] (0:12.54)								
Average Speed [km/h]	51.9	68.6	66.1	63.6	62.3	57.5								
Top Speed [km/h]	69.5	71.2	67.2	65.1	63.7	60.7								
Avg. Dist. to Rail [m]	3.3	1.7	2.5	1.9	1.4	0.4								
Avg. Stride Freq. [Hz]	2.4	2.6	2.5	2.5	2.4	2.4								
Avg. Stride Length [m]	6.0	7.3	7.2	7.2	7.1	6.7								



- [] Ranking at each section and finish
- .-.- No data available at this section
- NA No data available



Horse/Jockey Name	Too Much Makeup
Final Rank	8
Fastest Section Time (Section)	0:10.80 (800m)
Top Speed [km/h] (Section)	68.4 (800m)
Race State	Finished



Doomben QLD Professional
Race 6: BUSY AT WORK NATIONAL APPRENTICE RACE
SERIES Class 1 Plate - 1200m

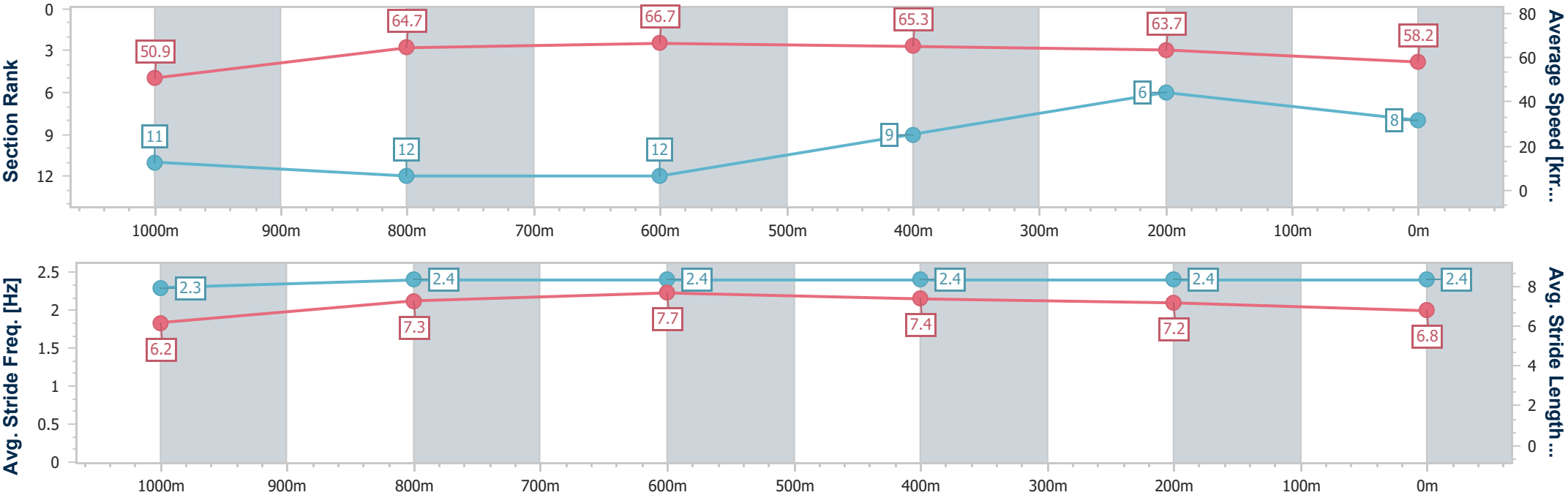
17 April 2024 - 14:19

Track Rating: Good 4, Weather: Fine, Rail Position: +10m Entire



BRISBANE
RACING CLUB

Section	Overall	1000m	800m	600m	400m	200m								
Section Times	1:11.08 [8] (0:14.14)	0:56.94 [11] (0:11.20)	0:45.74 [12] (0:10.80)	0:34.94 [12] (0:11.18)	0:23.76 [9] (0:11.38)	0:12.38 [6] (0:12.38)								
Average Speed [km/h]	50.9	64.7	66.7	65.3	63.7	58.2								
Top Speed [km/h]	63.9	66.2	68.4	66.3	65.7	61.5								
Avg. Dist. to Rail [m]	10.0	2.2	0.9	2.2	4.0	5.3								
Avg. Stride Freq. [Hz]	2.3	2.4	2.4	2.4	2.4	2.4								
Avg. Stride Length [m]	6.2	7.3	7.7	7.4	7.2	6.8								





Horse/Jockey Name	Hell And Back
Final Rank	9
Fastest Section Time (Section)	0:10.76 (1000m)
Top Speed [km/h] (Section)	68.7 (1000m)
Race State	Finished



Doomben QLD Professional
Race 6: BUSY AT WORK NATIONAL APPRENTICE RACE
SERIES Class 1 Plate - 1200m

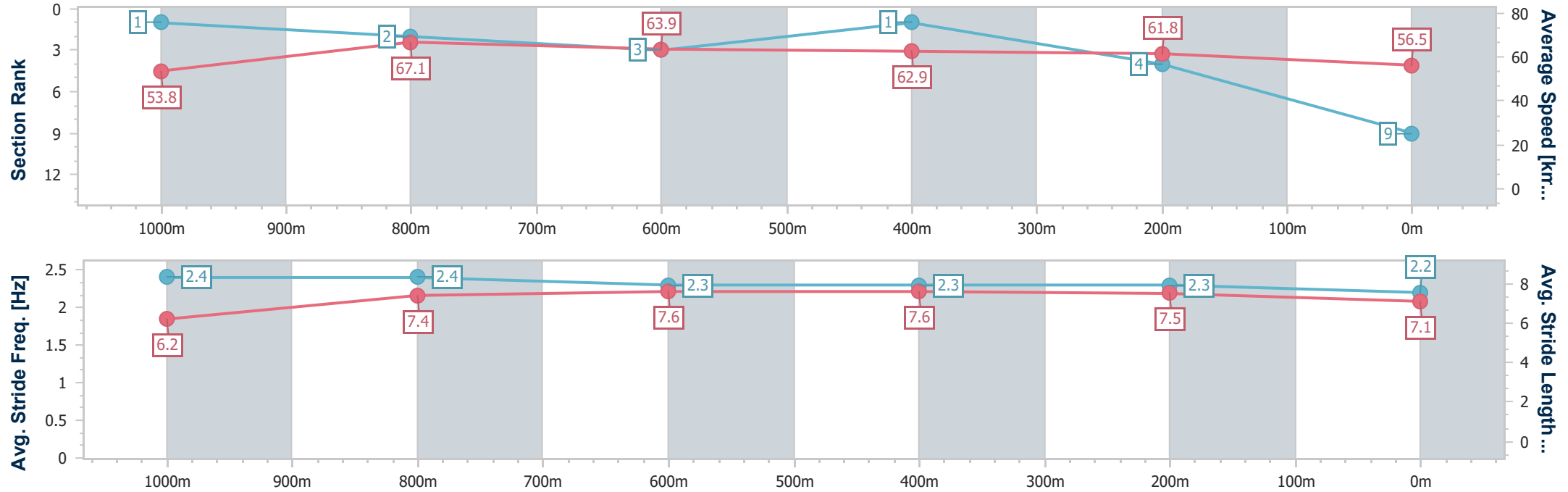
17 April 2024 - 14:19

Track Rating: Good 4, Weather: Fine, Rail Position: +10m Entire



BRISBANE
RACING CLUB

Section	Overall	1000m	800m	600m	400m	200m								
Section Times	1:11.34 [9] (0:13.42)	0:57.92 [1] (0:10.76)	0:47.16 [2] (0:11.33)	0:35.83 [3] (0:11.42)	0:24.41 [1] (0:11.67)	0:12.74 [4] (0:12.74)								
Average Speed [km/h]	53.8	67.1	63.9	62.9	61.8	56.5								
Top Speed [km/h]	68.6	68.7	66.1	63.8	62.6	59.9								
Avg. Dist. to Rail [m]	5.5	2.2	0.8	0.4	0.4	0.5								
Avg. Stride Freq. [Hz]	2.4	2.4	2.3	2.3	2.3	2.2								
Avg. Stride Length [m]	6.2	7.4	7.6	7.6	7.5	7.1								



- [] Ranking at each section and finish
- .-.- No data available at this section
- NA No data available



Horse/Jockey Name	Under Twenty Two
Final Rank	10
Fastest Section Time (Section)	0:10.82 (1000m)
Top Speed [km/h] (Section)	68.0 (1000m)
Race State	Finished



Doomben QLD Professional
Race 6: BUSY AT WORK NATIONAL APPRENTICE RACE
SERIES Class 1 Plate - 1200m

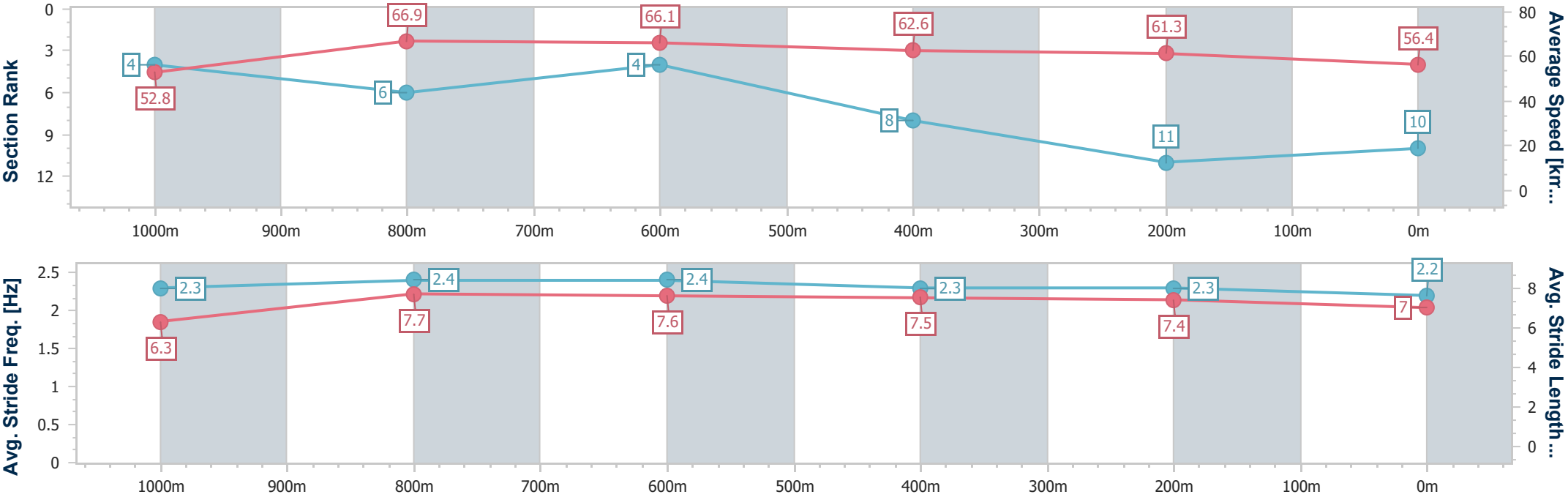
17 April 2024 - 14:19

Track Rating: Good 4, Weather: Fine, Rail Position: +10m Entire



BRISBANE
RACING CLUB

Section	Overall	1000m	800m	600m	400m	200m								
Section Times	1:11.91 [10] (0:13.71)	0:58.20 [4] (0:10.82)	0:47.38 [6] (0:11.05)	0:36.33 [4] (0:11.70)	0:24.63 [8] (0:11.83)	0:12.80 [11] (0:12.80)								
Average Speed [km/h]	52.8	66.9	66.1	62.6	61.3	56.4								
Top Speed [km/h]	67.9	68.0	67.5	64.3	62.9	59.3								
Avg. Dist. to Rail [m]	4.6	2.4	2.7	3.2	4.8	4.9								
Avg. Stride Freq. [Hz]	2.3	2.4	2.4	2.3	2.3	2.2								
Avg. Stride Length [m]	6.3	7.7	7.6	7.5	7.4	7.0								





Horse/Jockey Name	Squeak
Final Rank	11
Fastest Section Time (Section)	0:10.61 (1000m)
Top Speed [km/h] (Section)	69.2 (1000m)
Race State	Finished



Doomben QLD Professional
Race 6: BUSY AT WORK NATIONAL APPRENTICE RACE
SERIES Class 1 Plate - 1200m

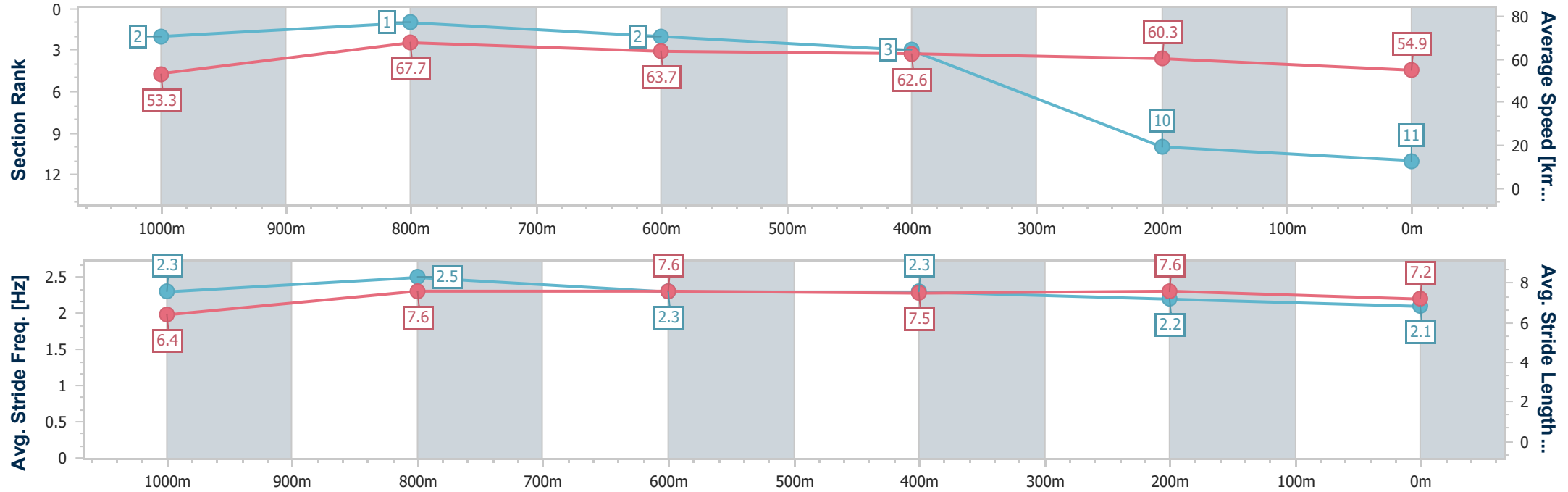
17 April 2024 - 14:19

Track Rating: Good 4, Weather: Fine, Rail Position: +10m Entire



BRISBANE
RACING CLUB

Section	Overall	1000m	800m	600m	400m	200m								
Section Times	1:11.99 [11] (0:13.53)	0:58.46 [2] (0:10.61)	0:47.85 [1] (0:11.36)	0:36.49 [2] (0:11.49)	0:25.00 [3] (0:11.93)	0:13.07 [10] (0:13.07)								
Average Speed [km/h]	53.3	67.7	63.7	62.6	60.3	54.9								
Top Speed [km/h]	68.0	69.2	66.0	64.5	61.6	58.5								
Avg. Dist. to Rail [m]	2.4	1.3	0.7	0.5	1.5	1.0								
Avg. Stride Freq. [Hz]	2.3	2.5	2.3	2.3	2.2	2.1								
Avg. Stride Length [m]	6.4	7.6	7.6	7.5	7.6	7.2								





Horse/Jockey Name	Lady Chartwell
Final Rank	12
Fastest Section Time (Section)	0:10.91 (1000m)
Top Speed [km/h] (Section)	68.6 (1000m)
Race State	Finished



Doomben QLD Professional
Race 6: BUSY AT WORK NATIONAL APPRENTICE RACE
SERIES Class 1 Plate - 1200m

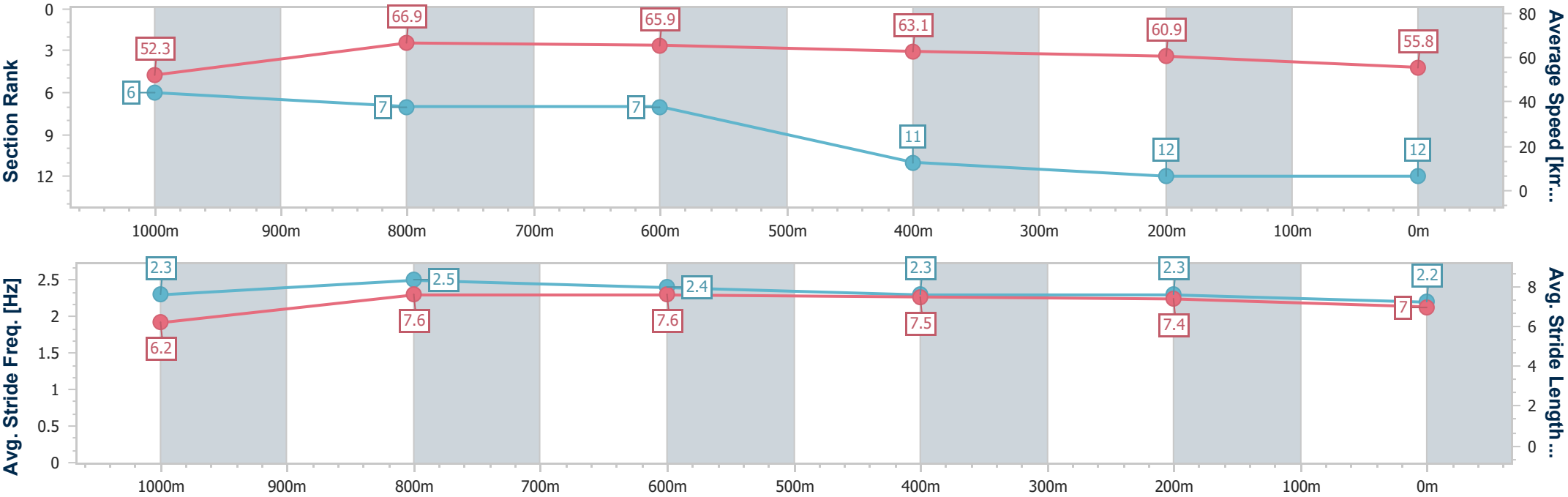
17 April 2024 - 14:19

Track Rating: Good 4, Weather: Fine, Rail Position: +10m Entire



BRISBANE
RACING CLUB

Section	Overall	1000m	800m	600m	400m	200m								
Section Times	1:12.21 [12] (0:13.78)	0:58.43 [6] (0:10.91)	0:47.52 [7] (0:11.10)	0:36.42 [7] (0:11.66)	0:24.76 [11] (0:11.90)	0:12.86 [12] (0:12.86)								
Average Speed [km/h]	52.3	66.9	65.9	63.1	60.9	55.8								
Top Speed [km/h]	67.6	68.6	67.1	65.2	62.1	58.8								
Avg. Dist. to Rail [m]	8.5	5.0	3.3	3.3	4.4	2.2								
Avg. Stride Freq. [Hz]	2.3	2.5	2.4	2.3	2.3	2.2								
Avg. Stride Length [m]	6.2	7.6	7.6	7.5	7.4	7.0								





Doomben QLD Professional

Race 7: LADBROKES RACING CLUB BENCHMARK 75 Handicap - 1660m

17 April 2024 - 14:53



BRISBANE
RACING CLUB

Track Rating: Good 4, Weather: Fine, Rail Position: +10m Entire

Section						Overall	1400m	1200m	1000m	800m	600m	400m	Last 600m		
Field Times						1:39.26 (0:17.23)	1:22.03 (0:11.27)	1:10.76 (0:11.38)	0:59.38 (0:12.27)	0:47.11 (0:11.98)	0:35.13 (0:11.81)	0:23.32 (0:11.44)	0:35.13		
Rank	TAB	Horse/Jockey	Barrier	Top Speed [km/h]	Fastest Section									Distance Travelled [m]	
1	5	TENZING	3	67.0	0:11.14	1:39.26 [1]	1:21.65 [5]	1:10.24 [5]	0:58.87 [4]	0:46.58 [4]	0:34.64 [4]	0:23.02 [4]	0:34.64		
		James Orman		400m	400m	(0:17.61)	(0:11.41)	(0:11.37)	(0:12.29)	(0:11.94)	(0:11.62)	(0:11.14)			
2	2	BASARWA	1	64.8	0:11.29	1:39.30 [2]	1:21.74 [4]	1:10.29 [4]	0:58.90 [5]	0:46.55 [5]	0:34.65 [5]	0:22.97 [6]	0:34.65	-6	
		Andrew Mallyon		400m	400m	(0:17.56)	(0:11.45)	(0:11.39)	(0:12.35)	(0:11.90)	(0:11.68)	(0:11.29)			
3	7	JUPITUS	9	65.7	0:11.15	1:39.43 [3]	1:21.25 [9]	1:09.59 [9]	0:58.29 [9]	0:45.90 [9]	0:34.11 [9]	0:22.84 [8]	0:34.11	-2	
		Ryan Maloney		400m	400m	(0:18.18)	(0:11.66)	(0:11.30)	(0:12.39)	(0:11.79)	(0:11.27)	(0:11.15)			
4	3	GOLDEELUCK	7	64.5	0:11.35	1:39.51 [4]	1:22.13 [2]	1:10.78 [2]	0:59.25 [3]	0:46.91 [3]	0:34.96 [3]	0:23.29 [3]	0:34.96	+0	
		Bailey Wheeler		Overall	1400m	(0:17.38)	(0:11.35)	(0:11.53)	(0:12.34)	(0:11.95)	(0:11.67)	(0:11.42)			
5	9	MILLWARD	4	65.6	0:11.22	1:39.67 [5]	1:22.15 [3]	1:10.93 [3]	0:59.54 [2]	0:47.22 [2]	0:35.26 [2]	0:23.65 [2]	0:35.26	+5	
		Robbie Dolan		Overall	1400m	(0:17.52)	(0:11.22)	(0:11.39)	(0:12.32)	(0:11.96)	(0:11.61)	(0:11.50)			
6	4	MASCARET	8	65.6	0:11.27	1:39.72 [6]	1:21.94 [6]	1:10.36 [6]	0:59.09 [6]	0:46.85 [6]	0:34.95 [6]	0:23.42 [5]	0:34.95	+4	
		Mark Du Plessis		1200m	1200m	(0:17.78)	(0:11.58)	(0:11.27)	(0:12.24)	(0:11.90)	(0:11.53)	(0:11.35)			
7	8	ASWAAT	5	66.0	0:11.27	1:39.78 [7]	1:21.94 [8]	1:10.18 [8]	0:58.82 [8]	0:46.57 [8]	0:34.70 [8]	0:23.41 [7]	0:34.70	+6	
		Damien Thornton		400m	400m	(0:17.84)	(0:11.76)	(0:11.36)	(0:12.25)	(0:11.87)	(0:11.29)	(0:11.27)			
8	1	TAPPY'S LAD	2	64.8	0:11.31	1:40.51 [8]	1:22.71 [7]	1:11.14 [7]	0:59.83 [7]	0:47.38 [7]	0:35.44 [7]	0:23.73 [9]	0:35.44	-3	
		Paul Hamblin		1200m	1200m	(0:17.80)	(0:11.57)	(0:11.31)	(0:12.45)	(0:11.94)	(0:11.71)	(0:11.62)			
9	6	GRECIAN LASS	6	65.6	0:11.27	1:40.91 [9]	1:23.68 [1]	1:12.41 [1]	1:01.03 [1]	0:48.76 [1]	0:36.78 [1]	0:24.97 [1]	0:36.78	-3	
		Tahlia Fenlon		1200m	1400m	(0:17.23)	(0:11.27)	(0:11.38)	(0:12.27)	(0:11.98)	(0:11.81)	(0:11.79)			



Doomben QLD Professional

Race 7: LADBROKES RACING CLUB BENCHMARK 75 Handicap - 1660m

17 April 2024 - 14:53



BRISBANE
RACING CLUB

Track Rating: Good 4, Weather: Fine, Rail Position: +10m Entire

Section Field Times		200m 0:11.88 (0:11.88)		Last 600m 0:35.13			
Rank	TAB Horse/Jockey	Barrier	Top Speed [km/h]	Fastest Section	Margin	Distance Travelled [m]	
1	5 TENZING James Orman	3	67.0 400m	0:11.14 400m	0:11.88 [1] (0:11.88)	1:39.26	0:34.64
2	2 BASARWA Andrew Mallyon	1	64.8 400m	0:11.29 400m	0:11.68 [3] (0:11.68)	0.22L	0:34.65 -6
3	7 JUPITUS Ryan Maloney	9	65.7 400m	0:11.15 400m	0:11.69 [8] (0:11.69)	0.99L	0:34.11 -2
4	3 GOLDEELUCK Bailey Wheeler	7	64.5 Overall	0:11.35 1400m	0:11.87 [5] (0:11.87)	1.45L	0:34.96 +0
5	9 MILLWARD Robbie Dolan	4	65.6 Overall	0:11.22 1400m	0:12.15 [2] (0:12.15)	2.39L	0:35.26 +5
6	4 MASCARET Mark Du Plessis	8	65.6 1200m	0:11.27 1200m	0:12.07 [6] (0:12.07)	2.68L	0:34.95 +4
7	8 ASWAAT Damien Thornton	5	66.0 400m	0:11.27 400m	0:12.14 [4] (0:12.14)	3.06L	0:34.70 +6
8	1 TAPPY'S LAD Paul Hamblin	2	64.8 1200m	0:11.31 1200m	0:12.11 [9] (0:12.11)	7.35L	0:35.44 -3
9	6 GRECIAN LASS Tahlia Fenlon	6	65.6 1200m	0:11.27 1400m	0:13.18 [7] (0:13.18)	9.71L	0:36.78 -3



Horse/Jockey Name	Tenzing
Final Rank	1
Fastest Section Time (Section)	0:11.14 (400m)
Top Speed [km/h] (Section)	67.0 (400m)
Race State	Finished



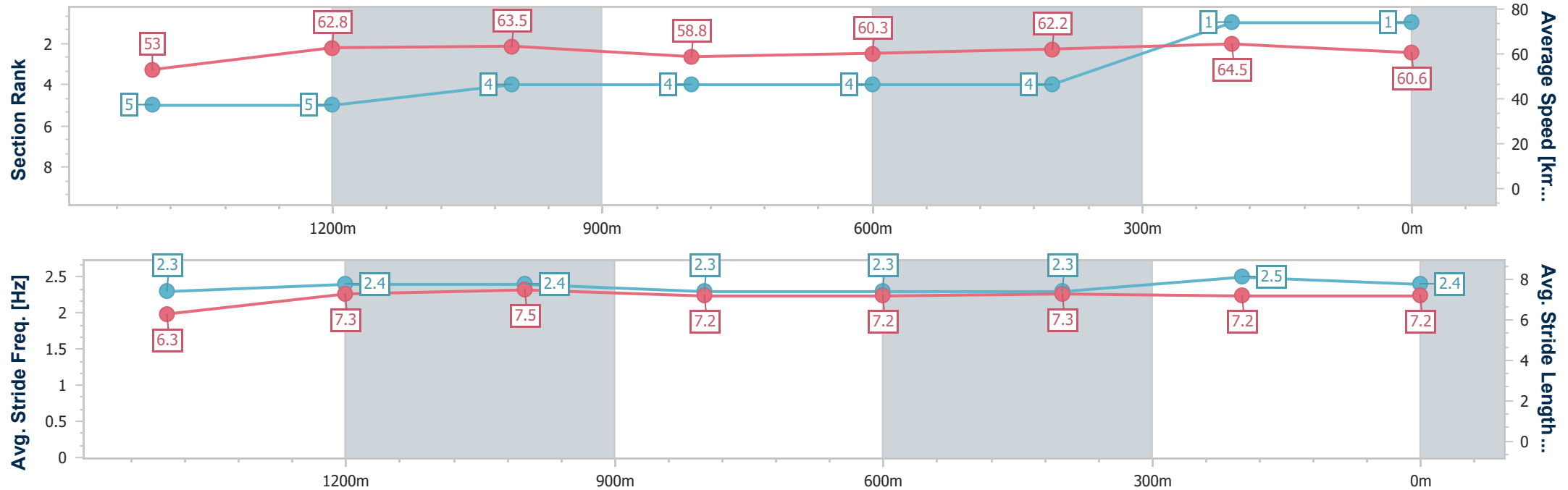
Doomben QLD Professional
Race 7: LADBROKES RACING CLUB BENCHMARK 75
Handicap - 1660m
17 April 2024 - 14:53



BRISBANE
RACING CLUB

Track Rating: Good 4, Weather: Fine, Rail Position: +10m Entire

Section	Overall	1400m	1200m	1000m	800m	600m	400m	200m					
Section Times	1:39.26 [1] (0:17.61)	1:21.65 [5] (0:11.41)	1:10.24 [5] (0:11.37)	0:58.87 [4] (0:12.29)	0:46.58 [4] (0:11.94)	0:34.64 [4] (0:11.62)	0:23.02 [4] (0:11.14)	0:11.88 [1] (0:11.88)					
Average Speed [km/h]	53.0	62.8	63.5	58.8	60.3	62.2	64.5	60.6					
Top Speed [km/h]	64.5	63.8	63.9	62.2	62.4	63.1	67.0	63.9					
Avg. Dist. to Rail [m]	2.2	1.1	0.9	0.7	0.7	0.3	1.2	1.1					
Avg. Stride Freq. [Hz]	2.3	2.4	2.4	2.3	2.3	2.3	2.5	2.4					
Avg. Stride Length [m]	6.3	7.3	7.5	7.2	7.2	7.3	7.2	7.2					





Horse/Jockey Name	Basarwa
Final Rank	2
Fastest Section Time (Section)	0:11.29 (400m)
Top Speed [km/h] (Section)	64.8 (400m)
Race State	Finished



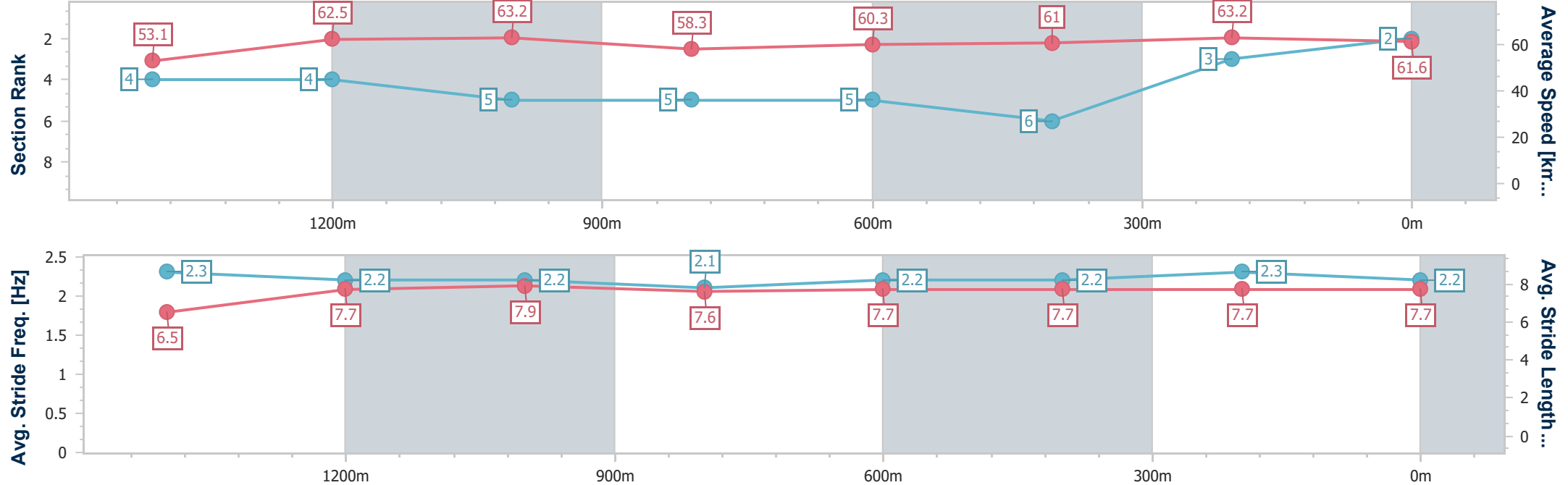
Doomben QLD Professional
Race 7: LADBROKES RACING CLUB BENCHMARK 75
Handicap - 1660m
17 April 2024 - 14:53



BRISBANE
RACING CLUB

Track Rating: Good 4, Weather: Fine, Rail Position: +10m Entire

Section	Overall	1400m	1200m	1000m	800m	600m	400m	200m					
Section Times	1:39.30 [2] (0:17.56)	1:21.74 [4] (0:11.45)	1:10.29 [4] (0:11.39)	0:58.90 [5] (0:12.35)	0:46.55 [5] (0:11.90)	0:34.65 [5] (0:11.68)	0:22.97 [6] (0:11.29)	0:11.68 [3] (0:11.68)					
Average Speed [km/h]	53.1	62.5	63.2	58.3	60.3	61.0	63.2	61.6					
Top Speed [km/h]	63.4	64.1	64.3	60.6	62.1	62.1	64.8	64.3					
Avg. Dist. to Rail [m]	2.4	1.1	0.5	0.4	1.1	1.9	2.3	0.6					
Avg. Stride Freq. [Hz]	2.3	2.2	2.2	2.1	2.2	2.2	2.3	2.2					
Avg. Stride Length [m]	6.5	7.7	7.9	7.6	7.7	7.7	7.7	7.7					





Horse/Jockey Name	Jupitus
Final Rank	3
Fastest Section Time (Section)	0:11.15 (400m)
Top Speed [km/h] (Section)	65.7 (400m)
Race State	Finished



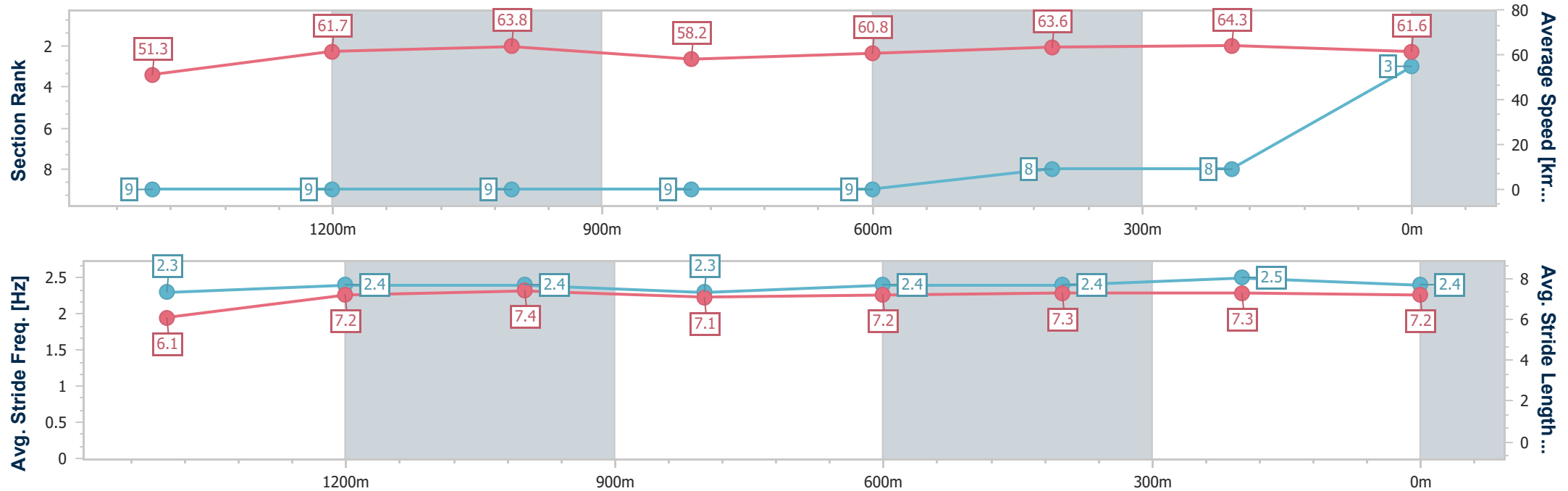
Doomben QLD Professional
Race 7: LADBROKES RACING CLUB BENCHMARK 75
Handicap - 1660m
17 April 2024 - 14:53



BRISBANE
RACING CLUB

Track Rating: Good 4, Weather: Fine, Rail Position: +10m Entire

Section	Overall	1400m	1200m	1000m	800m	600m	400m	200m					
Section Times	1:39.43 [3] (0:18.18)	1:21.25 [9] (0:11.66)	1:09.59 [9] (0:11.30)	0:58.29 [9] (0:12.39)	0:45.90 [9] (0:11.79)	0:34.11 [9] (0:11.27)	0:22.84 [8] (0:11.15)	0:11.69 [8] (0:11.69)					
Average Speed [km/h]	51.3	61.7	63.8	58.2	60.8	63.6	64.3	61.6					
Top Speed [km/h]	64.8	63.9	64.8	63.3	62.6	64.2	65.7	63.9					
Avg. Dist. to Rail [m]	2.7	0.6	0.8	1.1	1.1	0.8	0.8	1.0					
Avg. Stride Freq. [Hz]	2.3	2.4	2.4	2.3	2.4	2.4	2.5	2.4					
Avg. Stride Length [m]	6.1	7.2	7.4	7.1	7.2	7.3	7.3	7.2					





Horse/Jockey Name	Goldeeluck
Final Rank	4
Fastest Section Time (Section)	0:11.35 (1400m)
Top Speed [km/h] (Section)	64.5 (Overall)
Race State	Finished



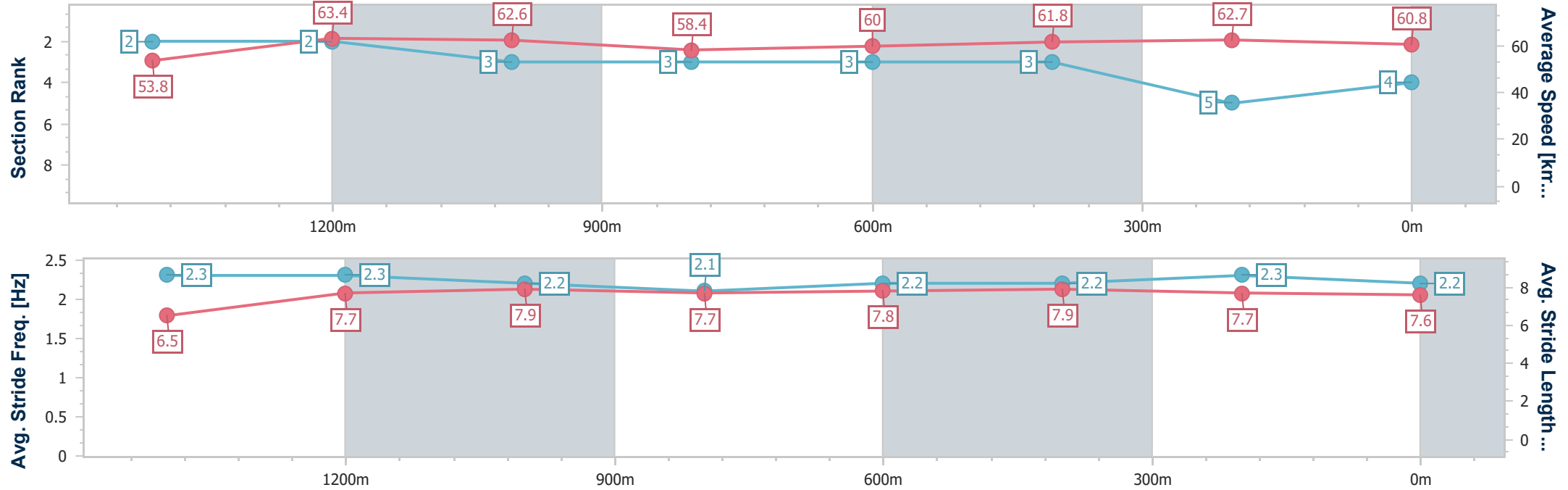
Doomben QLD Professional
Race 7: LADBROKES RACING CLUB BENCHMARK 75
Handicap - 1660m
17 April 2024 - 14:53



BRISBANE
RACING CLUB

Track Rating: Good 4, Weather: Fine, Rail Position: +10m Entire

Section	Overall	1400m	1200m	1000m	800m	600m	400m	200m					
Section Times	1:39.51 [4] (0:17.38)	1:22.13 [2] (0:11.35)	1:10.78 [2] (0:11.53)	0:59.25 [3] (0:12.34)	0:46.91 [3] (0:11.95)	0:34.96 [3] (0:11.67)	0:23.29 [3] (0:11.42)	0:11.87 [5] (0:11.87)					
Average Speed [km/h]	53.8	63.4	62.6	58.4	60.0	61.8	62.7	60.8					
Top Speed [km/h]	64.5	64.3	63.6	60.7	61.5	62.1	64.1	63.7					
Avg. Dist. to Rail [m]	1.6	0.9	0.9	0.4	0.3	0.3	1.6	1.7					
Avg. Stride Freq. [Hz]	2.3	2.3	2.2	2.1	2.2	2.2	2.3	2.2					
Avg. Stride Length [m]	6.5	7.7	7.9	7.7	7.8	7.9	7.7	7.6					





Horse/Jockey Name	Millward
Final Rank	5
Fastest Section Time (Section)	0:11.22 (1400m)
Top Speed [km/h] (Section)	65.6 (Overall)
Race State	Finished



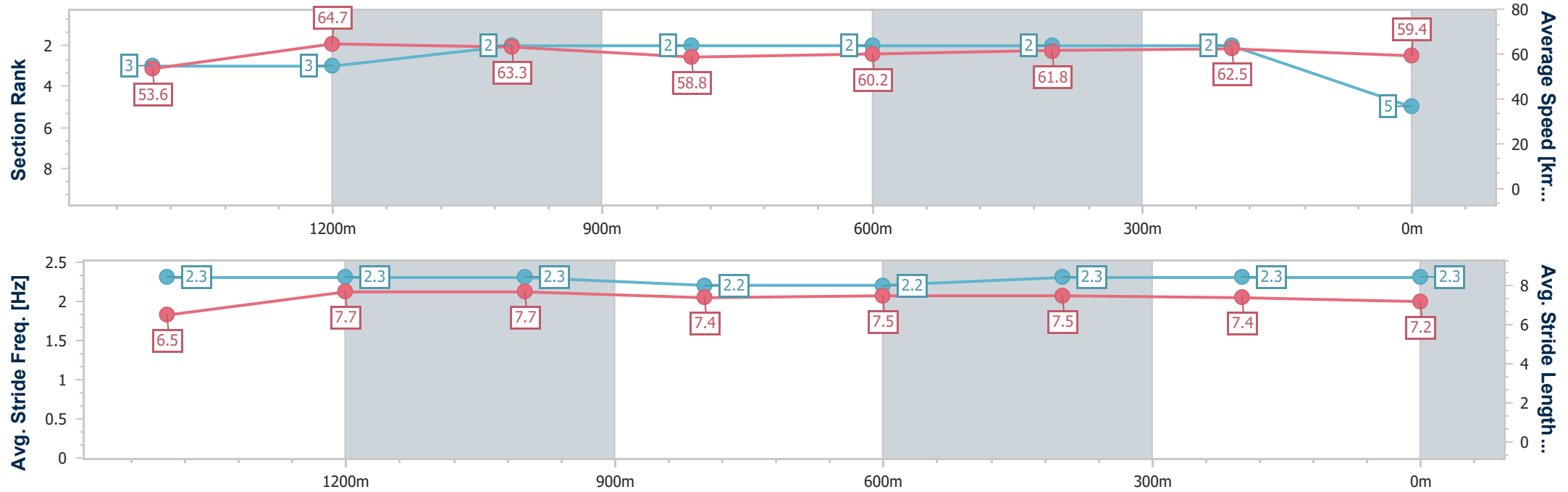
Doomben QLD Professional
Race 7: LADBROKES RACING CLUB BENCHMARK 75
Handicap - 1660m
17 April 2024 - 14:53



BRISBANE
RACING CLUB

Track Rating: Good 4, Weather: Fine, Rail Position: +10m Entire

Section	Overall	1400m	1200m	1000m	800m	600m	400m	200m					
Section Times	1:39.67 [5] (0:17.52)	1:22.15 [3] (0:11.22)	1:10.93 [3] (0:11.39)	0:59.54 [2] (0:12.32)	0:47.22 [2] (0:11.96)	0:35.26 [2] (0:11.61)	0:23.65 [2] (0:11.50)	0:12.15 [2] (0:12.15)					
Average Speed [km/h]	53.6	64.7	63.3	58.8	60.2	61.8	62.5	59.4					
Top Speed [km/h]	65.6	65.4	65.4	60.2	61.5	62.4	63.6	62.1					
Avg. Dist. to Rail [m]	0.4	2.0	3.2	1.4	0.5	0.3	1.1	0.7					
Avg. Stride Freq. [Hz]	2.3	2.3	2.3	2.2	2.2	2.3	2.3	2.3					
Avg. Stride Length [m]	6.5	7.7	7.7	7.4	7.5	7.5	7.4	7.2					





Horse/Jockey Name	Mascaret
Final Rank	6
Fastest Section Time (Section)	0:11.27 (1200m)
Top Speed [km/h] (Section)	65.6 (1200m)
Race State	Finished



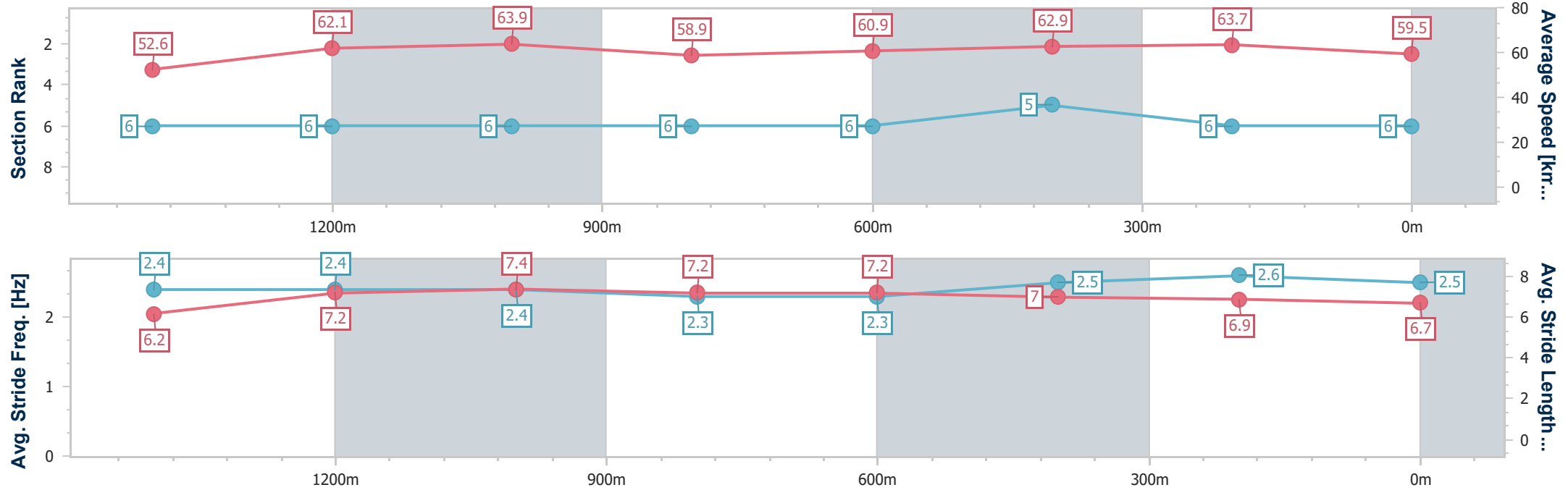
Doomben QLD Professional
Race 7: LADBROKES RACING CLUB BENCHMARK 75
Handicap - 1660m
17 April 2024 - 14:53



BRISBANE
RACING CLUB

Track Rating: Good 4, Weather: Fine, Rail Position: +10m Entire

Section	Overall	1400m	1200m	1000m	800m	600m	400m	200m					
Section Times	1:39.72 [6] (0:17.78)	1:21.94 [6] (0:11.58)	1:10.36 [6] (0:11.27)	0:59.09 [6] (0:12.24)	0:46.85 [6] (0:11.90)	0:34.95 [6] (0:11.53)	0:23.42 [5] (0:11.35)	0:12.07 [6] (0:12.07)					
Average Speed [km/h]	52.6	62.1	63.9	58.9	60.9	62.9	63.7	59.5					
Top Speed [km/h]	64.8	65.2	65.6	62.6	63.2	64.4	65.2	62.9					
Avg. Dist. to Rail [m]	2.0	0.9	1.4	1.2	0.6	1.2	3.5	4.6					
Avg. Stride Freq. [Hz]	2.4	2.4	2.4	2.3	2.3	2.5	2.6	2.5					
Avg. Stride Length [m]	6.2	7.2	7.4	7.2	7.2	7.0	6.9	6.7					





Horse/Jockey Name	Aswaat
Final Rank	7
Fastest Section Time (Section)	0:11.27 (400m)
Top Speed [km/h] (Section)	66.0 (400m)
Race State	Finished



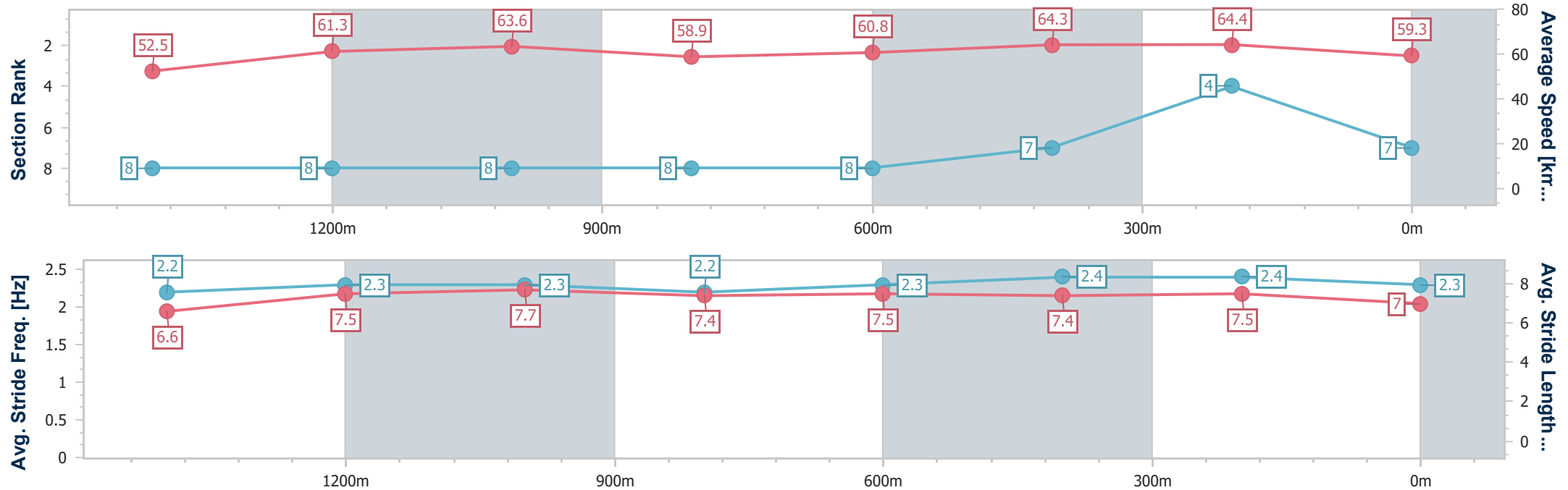
Doomben QLD Professional
Race 7: LADBROKES RACING CLUB BENCHMARK 75
Handicap - 1660m
17 April 2024 - 14:53



BRISBANE
RACING CLUB

Track Rating: Good 4, Weather: Fine, Rail Position: +10m Entire

Section	Overall	1400m	1200m	1000m	800m	600m	400m	200m					
Section Times	1:39.78 [7] (0:17.84)	1:21.94 [8] (0:11.76)	1:10.18 [8] (0:11.36)	0:58.82 [8] (0:12.25)	0:46.57 [8] (0:11.87)	0:34.70 [8] (0:11.29)	0:23.41 [7] (0:11.27)	0:12.14 [4] (0:12.14)					
Average Speed [km/h]	52.5	61.3	63.6	58.9	60.8	64.3	64.4	59.3					
Top Speed [km/h]	64.3	63.9	64.1	63.0	63.0	65.3	66.0	63.0					
Avg. Dist. to Rail [m]	0.7	0.9	1.3	1.1	1.2	1.4	3.6	5.3					
Avg. Stride Freq. [Hz]	2.2	2.3	2.3	2.2	2.3	2.4	2.4	2.3					
Avg. Stride Length [m]	6.6	7.5	7.7	7.4	7.5	7.4	7.5	7.0					





Horse/Jockey Name	Tappy's Lad
Final Rank	8
Fastest Section Time (Section)	0:11.31 (1200m)
Top Speed [km/h] (Section)	64.8 (1200m)
Race State	Finished



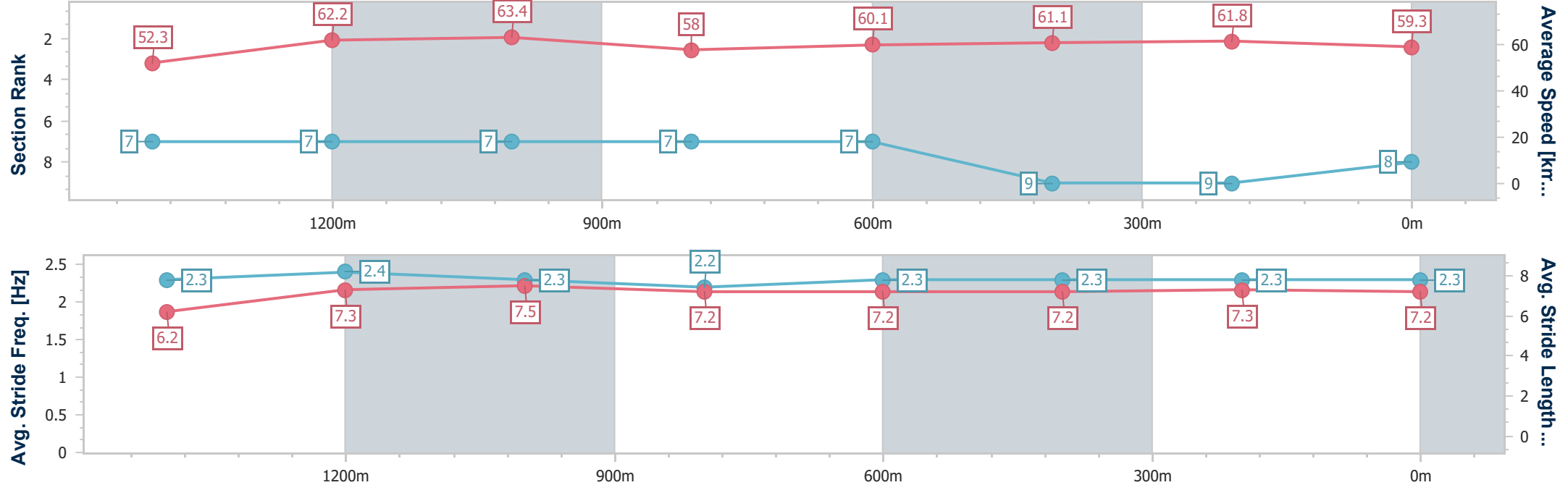
Doomben QLD Professional
Race 7: LADBROKES RACING CLUB BENCHMARK 75
Handicap - 1660m
17 April 2024 - 14:53



BRISBANE
RACING CLUB

Track Rating: Good 4, Weather: Fine, Rail Position: +10m Entire

Section	Overall	1400m	1200m	1000m	800m	600m	400m	200m					
Section Times	1:40.51 [8] (0:17.80)	1:22.71 [7] (0:11.57)	1:11.14 [7] (0:11.31)	0:59.83 [7] (0:12.45)	0:47.38 [7] (0:11.94)	0:35.44 [7] (0:11.71)	0:23.73 [9] (0:11.62)	0:12.11 [9] (0:12.11)					
Average Speed [km/h]	52.3	62.2	63.4	58.0	60.1	61.1	61.8	59.3					
Top Speed [km/h]	64.2	64.3	64.8	61.3	61.5	61.6	62.5	61.9					
Avg. Dist. to Rail [m]	2.1	0.9	0.4	0.5	0.4	1.0	2.5	2.0					
Avg. Stride Freq. [Hz]	2.3	2.4	2.3	2.2	2.3	2.3	2.3	2.3					
Avg. Stride Length [m]	6.2	7.3	7.5	7.2	7.2	7.2	7.3	7.2					





Horse/Jockey Name	Grecian Lass
Final Rank	9
Fastest Section Time (Section)	0:11.27 (1400m)
Top Speed [km/h] (Section)	65.6 (1200m)
Race State	Finished



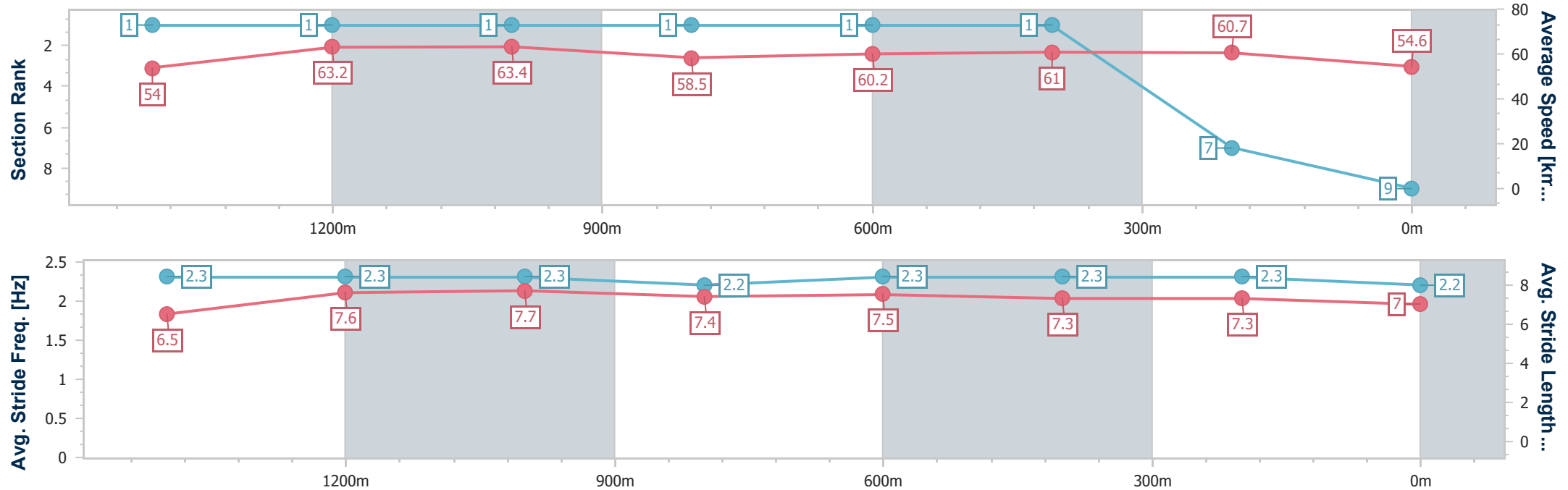
Doomben QLD Professional
Race 7: LADBROKES RACING CLUB BENCHMARK 75
Handicap - 1660m
17 April 2024 - 14:53



BRISBANE
RACING CLUB

Track Rating: Good 4, Weather: Fine, Rail Position: +10m Entire

Section	Overall	1400m	1200m	1000m	800m	600m	400m	200m					
Section Times	1:40.91 [9] (0:17.23)	1:23.68 [1] (0:11.27)	1:12.41 [1] (0:11.38)	1:01.03 [1] (0:12.27)	0:48.76 [1] (0:11.98)	0:36.78 [1] (0:11.81)	0:24.97 [1] (0:11.79)	0:13.18 [7] (0:13.18)					
Average Speed [km/h]	54.0	63.2	63.4	58.5	60.2	61.0	60.7	54.6					
Top Speed [km/h]	65.3	65.4	65.6	60.4	61.5	61.7	62.2	59.6					
Avg. Dist. to Rail [m]	1.7	1.9	0.4	0.2	0.1	0.2	0.5	0.8					
Avg. Stride Freq. [Hz]	2.3	2.3	2.3	2.2	2.3	2.3	2.3	2.2					
Avg. Stride Length [m]	6.5	7.6	7.7	7.4	7.5	7.3	7.3	7.0					





Doomben QLD Professional

Race 8: XXXX GOLD QTIS Three-Year-Old Maiden Plate - 1350m

17 April 2024 - 15:29



BRISBANE
RACING CLUB

Track Rating: Good 4, Weather: Fine, Rail Position: +10m Entire

Section							Overall	1200m	1000m	800m	600m	400m	Last 600m	
Field Times							1:20.61 (0:10.97)	1:09.64 (0:10.98)	0:58.66 (0:11.64)	0:47.02 (0:12.43)	0:34.59 (0:11.85)	0:22.74 (0:11.23)	0:34.59	
Rank	TAB	Horse/Jockey	Barrier	Top Speed [km/h]	Fastest Section									Distance Travelled [m]
1	13	VELOZES	8	66.7	0:10.99	1:20.61 [1]	1:09.56 [3]	0:58.57 [2]	0:46.79 [2]	0:34.46 [2]	0:22.67 [2]	0:34.46		
		James Orman		400m	1200m	(0:11.05)	(0:10.99)	(0:11.78)	(0:12.33)	(0:11.79)	(0:11.16)			
2	14	AUTUMN MISS	2	66.5	0:11.07	1:20.85 [2]	1:09.51 [6]	0:58.35 [7]	0:46.57 [6]	0:34.42 [5]	0:22.56 [4]	0:34.42		
		Damien Thornton		1200m	400m	(0:11.34)	(0:11.16)	(0:11.78)	(0:12.15)	(0:11.86)	(0:11.07)			
3	3	JONNY DA WOLF	6	66.7	0:11.03	1:20.89 [3]	1:09.85 [2]	0:58.70 [3]	0:46.83 [3]	0:34.51 [4]	0:22.65 [3]	0:34.51		
		Mark Du Plessis		400m	400m	(0:11.04)	(0:11.15)	(0:11.87)	(0:12.32)	(0:11.86)	(0:11.03)			
4	9	CRYPTIC SOUND	10	68.5	0:10.91	1:20.98 [4]	1:09.56 [7]	0:58.57 [6]	0:46.80 [5]	0:34.35 [8]	0:22.34 [8]	0:34.35		
		Robbie Dolan		400m	400m	(0:11.42)	(0:10.99)	(0:11.77)	(0:12.45)	(0:12.01)	(0:10.91)			
5	12	SKIEDA	3	67.5	0:10.97	1:20.99 [5]	1:09.72 [5]	0:58.59 [5]	0:46.68 [7]	0:34.37 [6]	0:22.57 [5]	0:34.37		
		Les Tilley		400m	400m	(0:11.27)	(0:11.13)	(0:11.91)	(0:12.31)	(0:11.80)	(0:10.97)			
6	6	APFEL	9	68.0	0:10.77	1:21.07 [6]	1:09.26 [11]	0:57.93 [12]	0:46.16 [12]	0:34.15 [11]	0:22.26 [10]	0:34.15		
		Michael Rodd		400m	400m	(0:11.81)	(0:11.33)	(0:11.77)	(0:12.01)	(0:11.89)	(0:10.77)			
7	7	ARAMINTA	13	67.5	0:10.96	1:21.15 [7]	1:09.41 [10]	0:58.45 [8]	0:46.72 [8]	0:34.53 [7]	0:22.62 [6]	0:34.53		
		Samantha Collett		400m	1200m	(0:11.74)	(0:10.96)	(0:11.73)	(0:12.19)	(0:11.91)	(0:10.97)			
8	1	BORN FEARLESS	11	68.1	0:10.86	1:21.20 [8]	1:09.52 [9]	0:58.28 [10]	0:46.57 [10]	0:34.30 [10]	0:22.43 [9]	0:34.30		
		Cejay Graham		400m	400m	(0:11.68)	(0:11.24)	(0:11.71)	(0:12.27)	(0:11.87)	(0:10.86)			
9	10	SHE'S GOT LYRICS	12	69.2	0:10.73	1:21.21 [9]	1:09.30 [13]	0:58.12 [11]	0:46.37 [11]	0:34.20 [12]	0:22.32 [12]	0:34.20		
		Vlad Duric		400m	400m	(0:11.91)	(0:11.18)	(0:11.75)	(0:12.17)	(0:11.88)	(0:10.73)			
10	15	HOTCHI	4	66.0	0:10.97	1:21.21 [10]	1:10.24 [1]	0:59.26 [1]	0:47.62 [1]	0:35.19 [1]	0:23.34 [1]	0:35.19		
		Jake Bayliss		1200m	Overall	(0:10.97)	(0:10.98)	(0:11.64)	(0:12.43)	(0:11.85)	(0:11.37)			

Scratched: Cherbourg (#2), Tipped Off (#4), Contrick (#8), Shouts All Day (#11), Kidston (#17), Lil' Bit Vaig (#19)

Report Created: Wed 17 April 2024 15:51 GMT+10 (Note: Timing is based on position data)

Page 1/17

[] Ranking at each section and finish
-:-:- No data available at this section
NA No data available

SCN Saddle cloth number
DNF Did not finish
DNT Did not track

data processed by  TRIPLES DATA



Doomben QLD Professional

Race 8: XXXX GOLD QTIS Three-Year-Old Maiden Plate - 1350m

17 April 2024 - 15:29



BRISBANE
RACING CLUB

Track Rating: Good 4, Weather: Fine, Rail Position: +10m Entire

Section						Overall	1200m	1000m	800m	600m	400m	Last 600m	
Field Times						1:20.61 (0:10.97)	1:09.64 (0:10.98)	0:58.66 (0:11.64)	0:47.02 (0:12.43)	0:34.59 (0:11.85)	0:22.74 (0:11.23)	0:34.59	
Rank	TAB	Horse/Jockey	Barrier	Top Speed [km/h]	Fastest Section								Distance Travelled [m]
11	18	CRIMSON BEAUTY	15	67.0	0:10.96	1:21.46 [11]	1:09.57 [12]	0:58.18 [13]	0:46.48 [13]	0:34.38 [13]	0:22.53 [13]	0:34.38	+4
		Bailey Wheeler		400m	400m	(0:11.89)	(0:11.39)	(0:11.70)	(0:12.10)	(0:11.85)	(0:10.96)		
12	5	ZINOTAR	14	66.6	0:11.09	1:21.80 [12]	1:10.18 [8]	0:59.03 [9]	0:47.26 [9]	0:34.92 [9]	0:22.93 [11]	0:34.92	+10
		Kyle Wilson-Taylor		1200m	400m	(0:11.62)	(0:11.15)	(0:11.77)	(0:12.34)	(0:11.99)	(0:11.09)		
13	16	VERY SWISH	5	66.7	0:11.08	1:22.30 [13]	1:11.06 [4]	0:59.98 [4]	0:48.14 [4]	0:35.94 [3]	0:23.75 [7]	0:35.94	+5
		Marnu Potgieter		1200m	1200m	(0:11.24)	(0:11.08)	(0:11.84)	(0:12.20)	(0:12.19)	(0:11.50)		

Scratched: Cherbourg (#2), Tipped Off (#4), Contrick (#8), Shouts All Day (#11), Kidston (#17), Lil' Bit Vaig (#19)



Doomben QLD Professional
Race 8: XXXX GOLD QTIS Three-Year-Old Maiden Plate - 1350m
17 April 2024 - 15:29



Track Rating: Good 4, Weather: Fine, Rail Position: +10m Entire

Section Field Times				200m 0:11.51 (0:11.51)		Last 600m 0:34.59			
Rank	TAB	Horse/Jockey	Barrier	Top Speed [km/h]	Fastest Section	Margin			Distance Travelled [m]
1	13	VELOZES	8	66.7	0:10.99	0:11.51 [1]	1:20.61		0:34.46
		James Orman		400m	1200m	(0:11.51)			
2	14	AUTUMN MISS	2	66.5	0:11.07	0:11.49 [4]	1.41L		0:34.42 -1
		Damien Thornton		1200m	400m	(0:11.49)			
3	3	JONNY DA WOLF	6	66.7	0:11.03	0:11.62 [3]	1.61L		0:34.51 +1
		Mark Du Plessis		400m	400m	(0:11.62)			
4	9	CRYPTIC SOUND	10	68.5	0:10.91	0:11.43 [7]	2.14L		0:34.35 +18
		Robbie Dolan		400m	400m	(0:11.43)			
5	12	SKIEDA	3	67.5	0:10.97	0:11.60 [5]	2.2L		0:34.37 +3
		Les Tilley		400m	400m	(0:11.60)			
6	6	APFEL	9	68.0	0:10.77	0:11.49 [8]	2.69L		0:34.15 -1
		Michael Rodd		400m	400m	(0:11.49)			
7	7	ARAMINTA	13	67.5	0:10.96	0:11.65 [6]	3.17L		0:34.53 +3
		Samantha Collett		400m	1200m	(0:11.65)			
8	1	BORN FEARLESS	11	68.1	0:10.86	0:11.57 [10]	3.48L		0:34.30 +3
		Cejay Graham		400m	400m	(0:11.57)			
9	10	SHE'S GOT LYRICS	12	69.2	0:10.73	0:11.59 [9]	3.53L		0:34.20 +4
		Vlad Duric		400m	400m	(0:11.59)			
10	15	HOTCHI	4	66.0	0:10.97	0:11.97 [2]	3.53L		0:35.19 -1
		Jake Bayliss		1200m	Overall	(0:11.97)			

Scratched: Cherbourg (#2), Tipped Off (#4), Contrick (#8), Shouts All Day (#11), Kidston (#17), Lil' Bit Vaig (#19)



Doomben QLD Professional
Race 8: XXXX GOLD QTIS Three-Year-Old Maiden Plate - 1350m
17 April 2024 - 15:29



Track Rating: Good 4, Weather: Fine, Rail Position: +10m Entire

Section						200m		Last 600m	
Field Times						0:11.51 (0:11.51)		0:34.59	
Rank	TAB	Horse/Jockey	Barrier	Top Speed [km/h]	Fastest Section	Margin		Distance Travelled [m]	
11	18	CRIMSON BEAUTY	15	67.0	0:10.96	0:11.57 [11]	4.96L	0:34.38	+4
		Bailey Wheeler		400m	400m	(0:11.57)			
12	5	ZINOTAR	14	66.6	0:11.09	0:11.84 [12]	6.99L	0:34.92	+10
		Kyle Wilson-Taylor		1200m	400m	(0:11.84)			
13	16	VERY SWISH	5	66.7	0:11.08	0:12.25 [13]	9.93L	0:35.94	+5
		Marnu Potgieter		1200m	1200m	(0:12.25)			

Scratched: Cherbourg (#2), Tipped Off (#4), Contrick (#8), Shouts All Day (#11), Kidston (#17), Lil' Bit Vaig (#19)



Horse/Jockey Name	Velozes
Final Rank	1
Fastest Section Time (Section)	0:10.99 (1200m)
Top Speed [km/h] (Section)	66.7 (400m)
Race State	Finished



Doomben QLD Professional
Race 8: XXXX GOLD QTIS Three-Year-Old Maiden Plate - 1350m

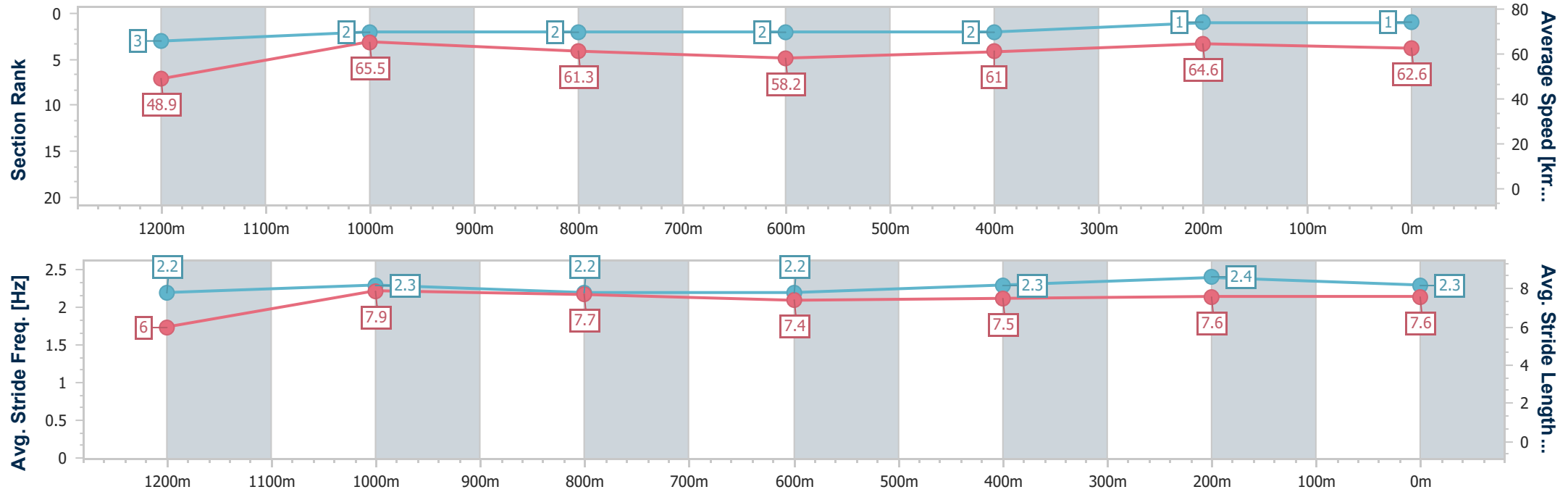
17 April 2024 - 15:29

Track Rating: Good 4, Weather: Fine, Rail Position: +10m Entire



BRISBANE
RACING CLUB

Section	Overall	1200m	1000m	800m	600m	400m	200m						
Section Times	1:20.61 [1] (0:11.05)	1:09.56 [3] (0:10.99)	0:58.57 [2] (0:11.78)	0:46.79 [2] (0:12.33)	0:34.46 [2] (0:11.79)	0:22.67 [2] (0:11.16)	0:11.51 [1] (0:11.51)						
Average Speed [km/h]	48.9	65.5	61.3	58.2	61.0	64.6	62.6						
Top Speed [km/h]	65.1	66.7	63.9	59.8	62.6	66.7	65.8						
Avg. Dist. to Rail [m]	4.6	1.7	0.4	0.4	0.5	0.9	1.5						
Avg. Stride Freq. [Hz]	2.2	2.3	2.2	2.2	2.3	2.4	2.3						
Avg. Stride Length [m]	6.0	7.9	7.7	7.4	7.5	7.6	7.6						



- [] Ranking at each section and finish
- .-.- No data available at this section
- NA No data available



Horse/Jockey Name	Autumn Miss
Final Rank	2
Fastest Section Time (Section)	0:11.07 (400m)
Top Speed [km/h] (Section)	66.5 (1200m)
Race State	Finished



Doomben QLD Professional
Race 8: XXXX GOLD QTIS Three-Year-Old Maiden Plate - 1350m

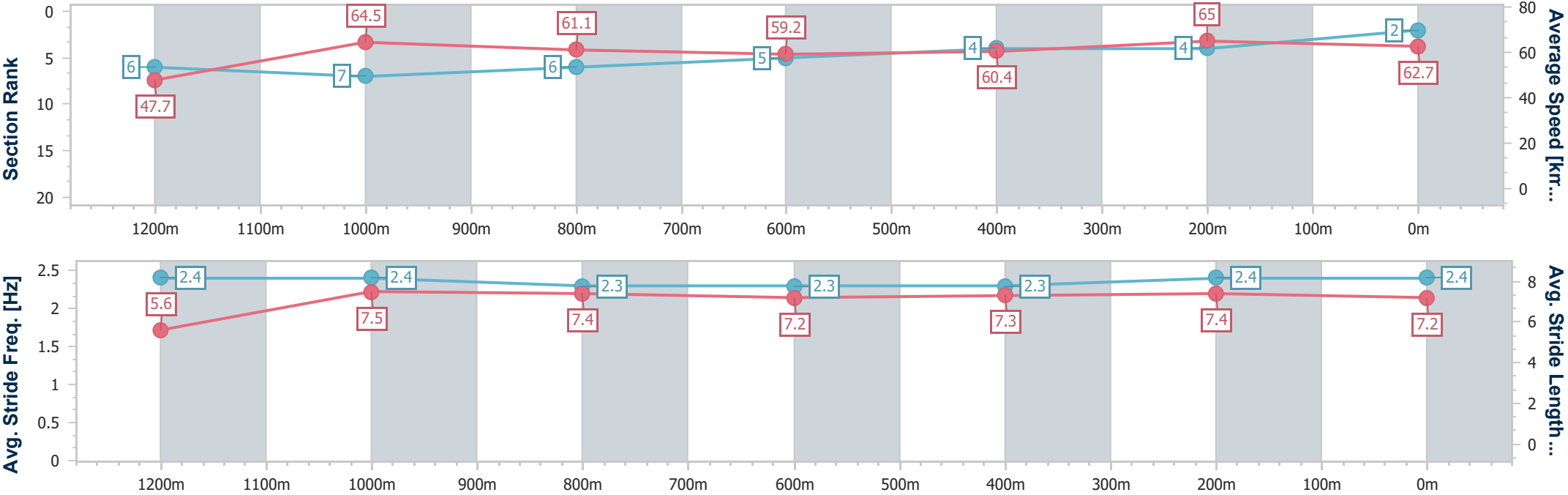
17 April 2024 - 15:29

Track Rating: Good 4, Weather: Fine, Rail Position: +10m Entire



BRISBANE
RACING CLUB

Section	Overall	1200m	1000m	800m	600m	400m	200m						
Section Times	1:20.85 [2] (0:11.34)	1:09.51 [6] (0:11.16)	0:58.35 [7] (0:11.78)	0:46.57 [6] (0:12.15)	0:34.42 [5] (0:11.86)	0:22.56 [4] (0:11.07)	0:11.49 [4] (0:11.49)						
Average Speed [km/h]	47.7	64.5	61.1	59.2	60.4	65.0	62.7						
Top Speed [km/h]	64.2	66.5	64.7	60.4	62.7	66.4	64.2						
Avg. Dist. to Rail [m]	1.1	0.5	0.6	0.2	0.8	0.9	1.3						
Avg. Stride Freq. [Hz]	2.4	2.4	2.3	2.3	2.3	2.4	2.4						
Avg. Stride Length [m]	5.6	7.5	7.4	7.2	7.3	7.4	7.2						



- [] Ranking at each section and finish
- .-.-.- No data available at this section
- NA No data available



Horse/Jockey Name	Jonny Da Wolf
Final Rank	3
Fastest Section Time (Section)	0:11.03 (400m)
Top Speed [km/h] (Section)	66.7 (400m)
Race State	Finished



Doomben QLD Professional
Race 8: XXXX GOLD QTIS Three-Year-Old Maiden Plate - 1350m

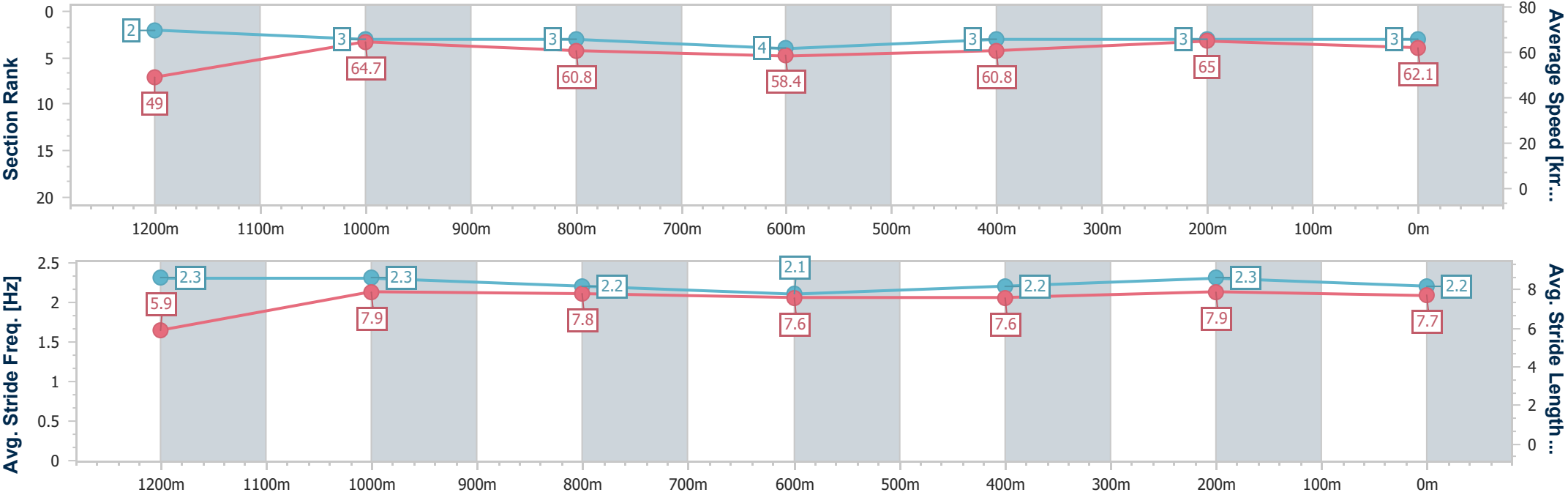
17 April 2024 - 15:29

Track Rating: Good 4, Weather: Fine, Rail Position: +10m Entire



BRISBANE
RACING CLUB

Section	Overall	1200m	1000m	800m	600m	400m	200m						
Section Times	1:20.89 [3] (0:11.04)	1:09.85 [2] (0:11.15)	0:58.70 [3] (0:11.87)	0:46.83 [3] (0:12.32)	0:34.51 [4] (0:11.86)	0:22.65 [3] (0:11.03)	0:11.62 [3] (0:11.62)						
Average Speed [km/h]	49.0	64.7	60.8	58.4	60.8	65.0	62.1						
Top Speed [km/h]	64.5	65.4	63.7	60.6	62.9	66.7	64.4						
Avg. Dist. to Rail [m]	4.1	1.7	1.6	0.2	0.3	0.9	2.2						
Avg. Stride Freq. [Hz]	2.3	2.3	2.2	2.1	2.2	2.3	2.2						
Avg. Stride Length [m]	5.9	7.9	7.8	7.6	7.6	7.9	7.7						





Horse/Jockey Name	Cryptic Sound
Final Rank	4
Fastest Section Time (Section)	0:10.91 (400m)
Top Speed [km/h] (Section)	68.5 (400m)
Race State	Finished



Doomben QLD Professional
Race 8: XXXX GOLD QTIS Three-Year-Old Maiden Plate - 1350m

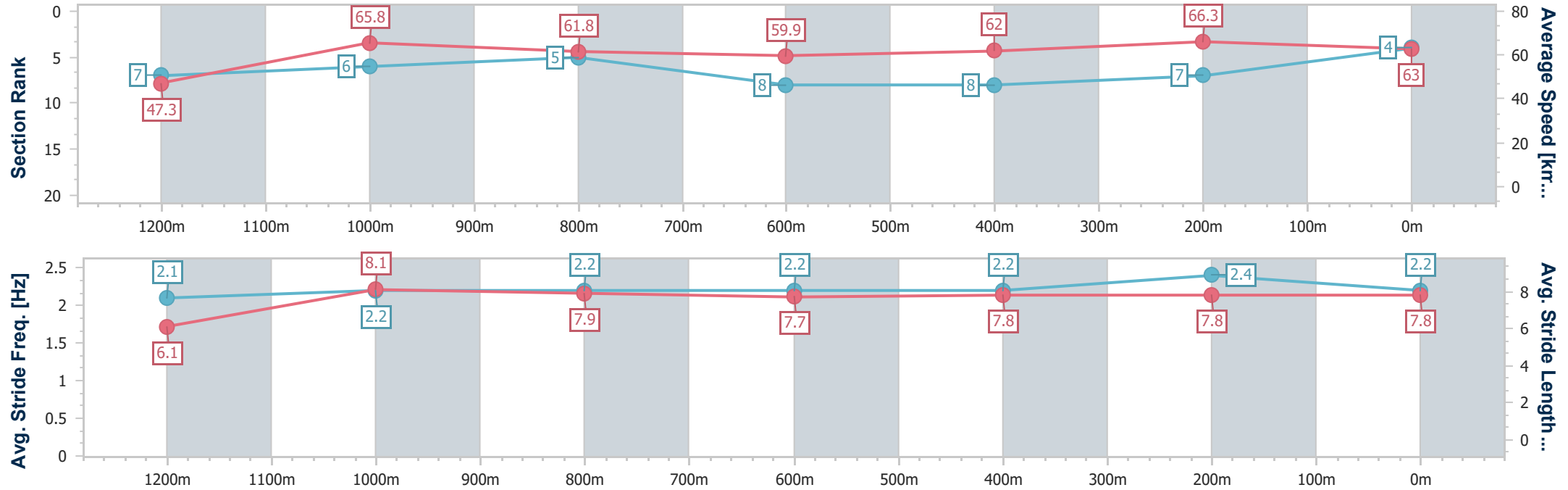
17 April 2024 - 15:29

Track Rating: Good 4, Weather: Fine, Rail Position: +10m Entire



BRISBANE
RACING CLUB

Section	Overall	1200m	1000m	800m	600m	400m	200m						
Section Times	1:20.98 [4] (0:11.42)	1:09.56 [7] (0:10.99)	0:58.57 [6] (0:11.77)	0:46.80 [5] (0:12.45)	0:34.35 [8] (0:12.01)	0:22.34 [8] (0:10.91)	0:11.43 [7] (0:11.43)						
Average Speed [km/h]	47.3	65.8	61.8	59.9	62.0	66.3	63.0						
Top Speed [km/h]	61.5	67.3	65.5	61.2	65.0	68.5	65.0						
Avg. Dist. to Rail [m]	4.7	0.9	3.0	7.9	5.8	4.5	5.5						
Avg. Stride Freq. [Hz]	2.1	2.2	2.2	2.2	2.2	2.4	2.2						
Avg. Stride Length [m]	6.1	8.1	7.9	7.7	7.8	7.8	7.8						





Horse/Jockey Name	Skieda
Final Rank	5
Fastest Section Time (Section)	0:10.97 (400m)
Top Speed [km/h] (Section)	67.5 (400m)
Race State	Finished



Doomben QLD Professional
Race 8: XXXX GOLD QTIS Three-Year-Old Maiden Plate - 1350m

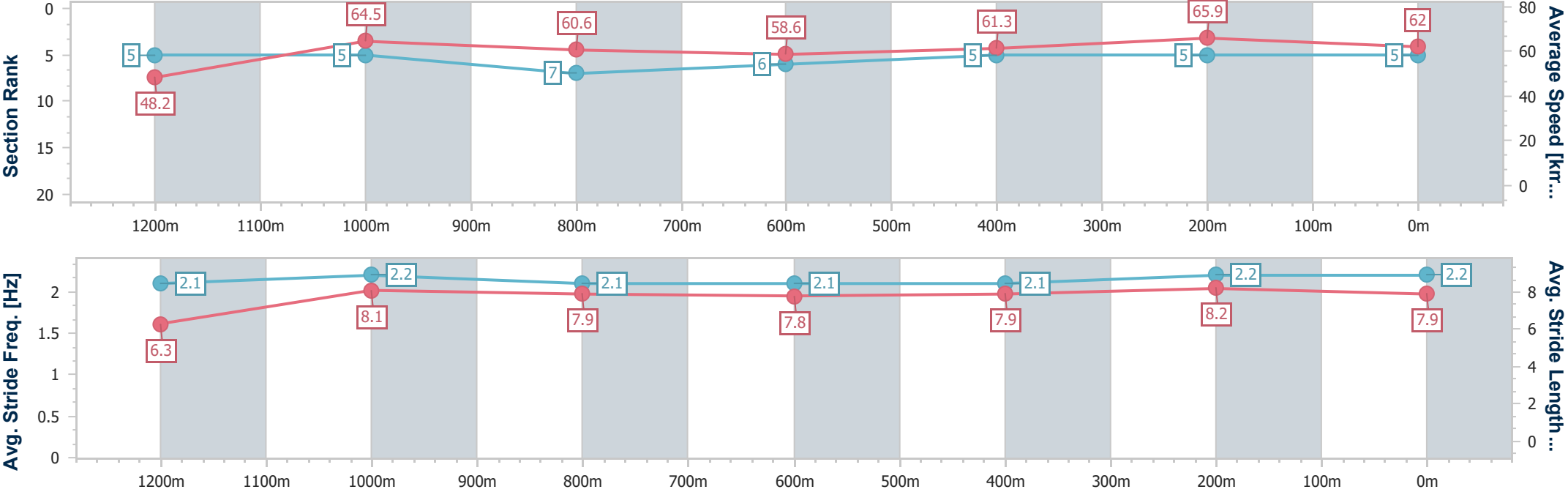
17 April 2024 - 15:29

Track Rating: Good 4, Weather: Fine, Rail Position: +10m Entire



BRISBANE
RACING CLUB

Section	Overall	1200m	1000m	800m	600m	400m	200m						
Section Times	1:20.99 [5] (0:11.27)	1:09.72 [5] (0:11.13)	0:58.59 [5] (0:11.91)	0:46.68 [7] (0:12.31)	0:34.37 [6] (0:11.80)	0:22.57 [5] (0:10.97)	0:11.60 [5] (0:11.60)						
Average Speed [km/h]	48.2	64.5	60.6	58.6	61.3	65.9	62.0						
Top Speed [km/h]	62.7	66.1	64.1	60.0	63.6	67.5	64.9						
Avg. Dist. to Rail [m]	2.0	1.3	1.2	0.7	0.6	1.7	3.7						
Avg. Stride Freq. [Hz]	2.1	2.2	2.1	2.1	2.1	2.2	2.2						
Avg. Stride Length [m]	6.3	8.1	7.9	7.8	7.9	8.2	7.9						



- [] Ranking at each section and finish
- .-.- No data available at this section
- NA No data available



Horse/Jockey Name	Apfel
Final Rank	6
Fastest Section Time (Section)	0:10.77 (400m)
Top Speed [km/h] (Section)	68.0 (400m)
Race State	Finished

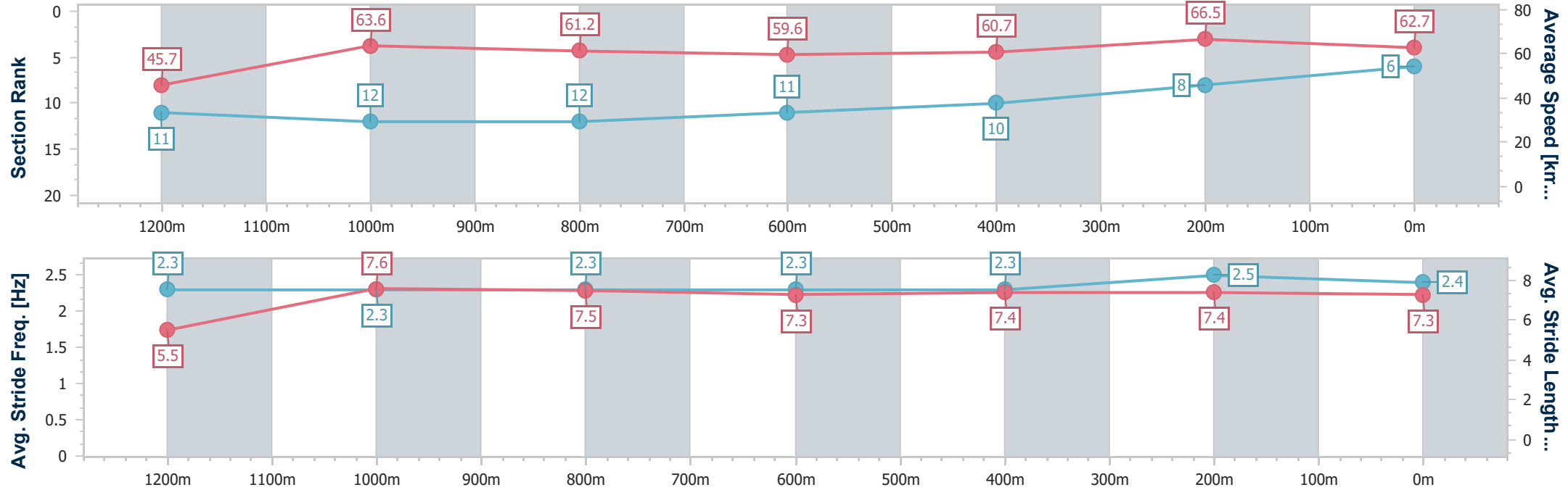


Doomben QLD Professional
Race 8: XXXX GOLD QTIS Three-Year-Old Maiden Plate - 1350m
17 April 2024 - 15:29
Track Rating: Good 4, Weather: Fine, Rail Position: +10m Entire



BRISBANE
RACING CLUB

Section	Overall	1200m	1000m	800m	600m	400m	200m						
Section Times	1:21.07 [6] (0:11.81)	1:09.26 [11] (0:11.33)	0:57.93 [12] (0:11.77)	0:46.16 [12] (0:12.01)	0:34.15 [11] (0:11.89)	0:22.26 [10] (0:10.77)	0:11.49 [8] (0:11.49)						
Average Speed [km/h]	45.7	63.6	61.2	59.6	60.7	66.5	62.7						
Top Speed [km/h]	62.7	66.5	65.4	61.0	64.8	68.0	65.2						
Avg. Dist. to Rail [m]	4.9	0.4	0.3	0.5	0.4	0.7	0.7						
Avg. Stride Freq. [Hz]	2.3	2.3	2.3	2.3	2.3	2.5	2.4						
Avg. Stride Length [m]	5.5	7.6	7.5	7.3	7.4	7.4	7.3						





Horse/Jockey Name	Araminta
Final Rank	7
Fastest Section Time (Section)	0:10.96 (1200m)
Top Speed [km/h] (Section)	67.5 (400m)
Race State	Finished

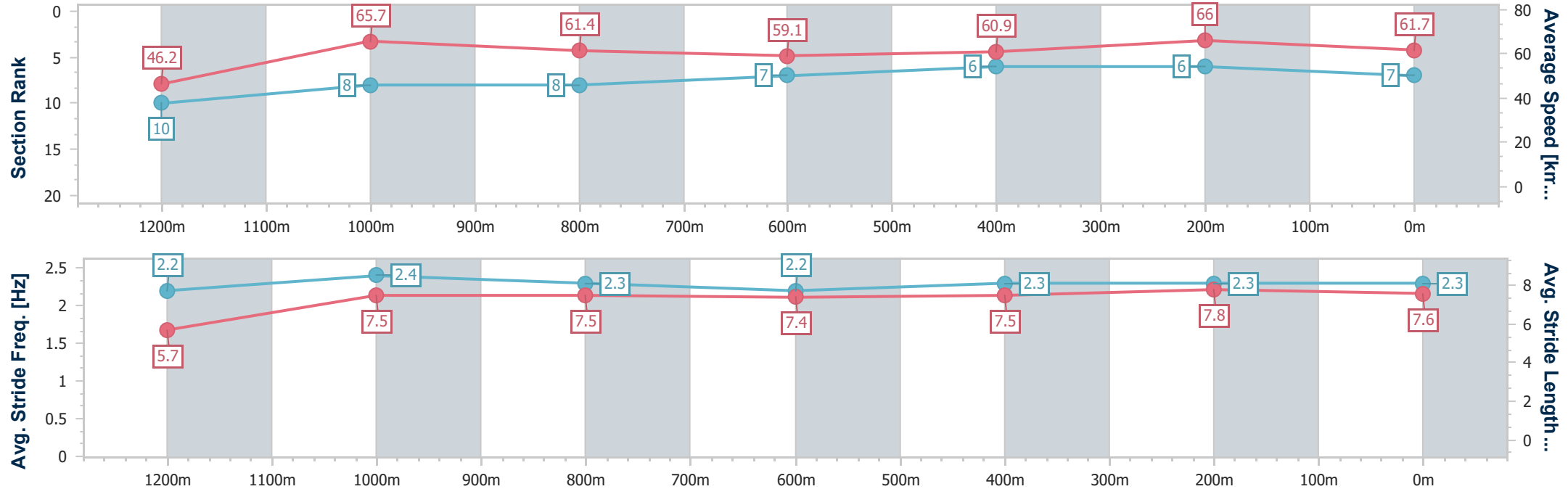


Doomben QLD Professional
Race 8: XXXX GOLD QTIS Three-Year-Old Maiden Plate - 1350m
17 April 2024 - 15:29
Track Rating: Good 4, Weather: Fine, Rail Position: +10m Entire



BRISBANE
RACING CLUB

Section	Overall	1200m	1000m	800m	600m	400m	200m						
Section Times	1:21.15 [7] (0:11.74)	1:09.41 [10] (0:10.96)	0:58.45 [8] (0:11.73)	0:46.72 [8] (0:12.19)	0:34.53 [7] (0:11.91)	0:22.62 [6] (0:10.97)	0:11.65 [6] (0:11.65)						
Average Speed [km/h]	46.2	65.7	61.4	59.1	60.9	66.0	61.7						
Top Speed [km/h]	64.5	67.0	65.1	60.5	63.3	67.5	65.1						
Avg. Dist. to Rail [m]	5.8	1.0	0.6	0.5	1.2	2.5	4.4						
Avg. Stride Freq. [Hz]	2.2	2.4	2.3	2.2	2.3	2.3	2.3						
Avg. Stride Length [m]	5.7	7.5	7.5	7.4	7.5	7.8	7.6						





Horse/Jockey Name	Born Fearless
Final Rank	8
Fastest Section Time (Section)	0:10.86 (400m)
Top Speed [km/h] (Section)	68.1 (400m)
Race State	Finished

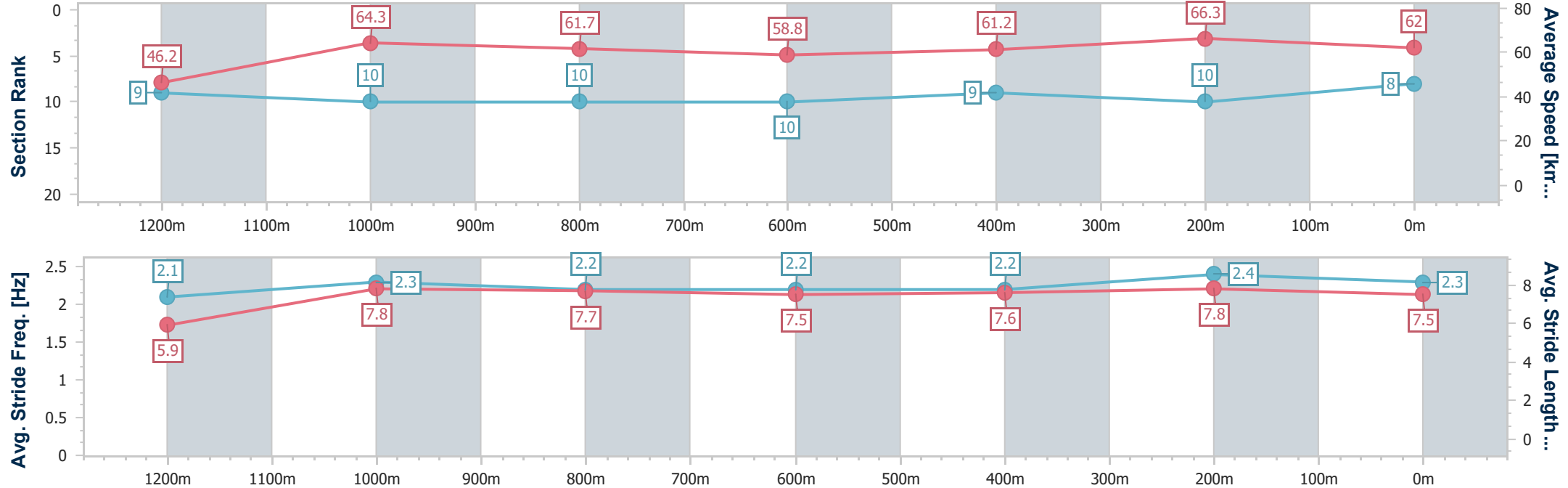


Doomben QLD Professional
Race 8: XXXX GOLD QTIS Three-Year-Old Maiden Plate - 1350m
17 April 2024 - 15:29
Track Rating: Good 4, Weather: Fine, Rail Position: +10m Entire



BRISBANE
RACING CLUB

Section	Overall	1200m	1000m	800m	600m	400m	200m						
Section Times	1:21.20 [8] (0:11.68)	1:09.52 [9] (0:11.24)	0:58.28 [10] (0:11.71)	0:46.57 [10] (0:12.27)	0:34.30 [10] (0:11.87)	0:22.43 [9] (0:10.86)	0:11.57 [10] (0:11.57)						
Average Speed [km/h]	46.2	64.3	61.7	58.8	61.2	66.3	62.0						
Top Speed [km/h]	62.3	66.3	63.9	59.8	63.6	68.1	65.6						
Avg. Dist. to Rail [m]	6.5	1.2	0.8	1.1	1.0	1.2	1.4						
Avg. Stride Freq. [Hz]	2.1	2.3	2.2	2.2	2.2	2.4	2.3						
Avg. Stride Length [m]	5.9	7.8	7.7	7.5	7.6	7.8	7.5						





Horse/Jockey Name	She's Got Lyrics
Final Rank	9
Fastest Section Time (Section)	0:10.73 (400m)
Top Speed [km/h] (Section)	69.2 (400m)
Race State	Finished

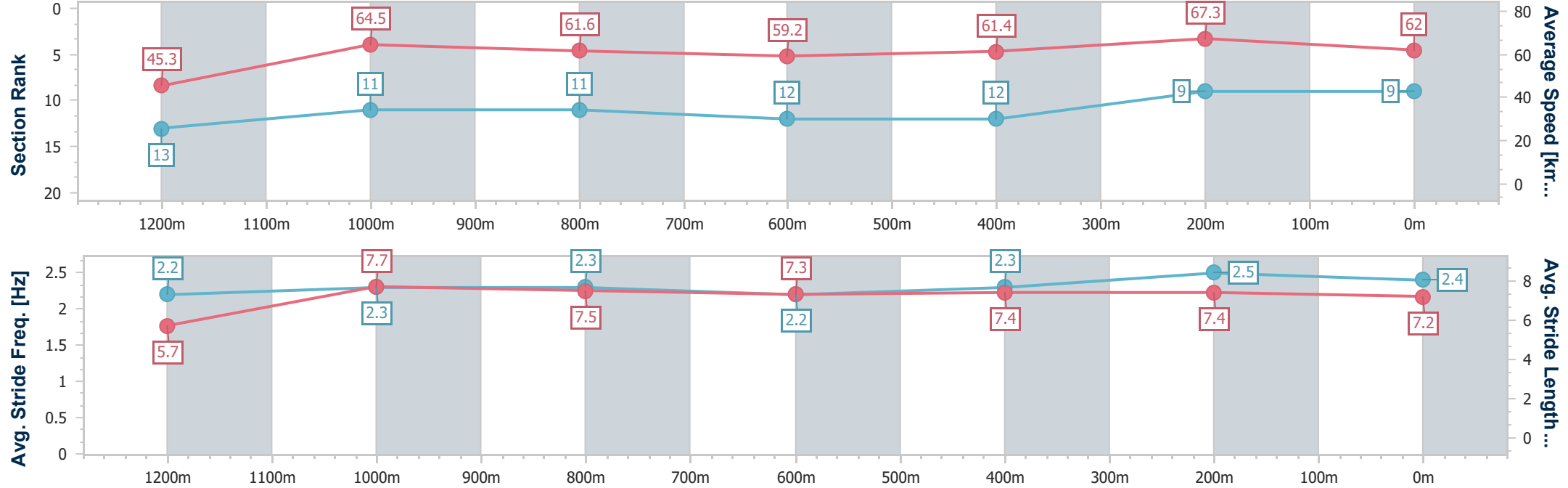


Doomben QLD Professional
Race 8: XXXX GOLD QTIS Three-Year-Old Maiden Plate - 1350m
17 April 2024 - 15:29
Track Rating: Good 4, Weather: Fine, Rail Position: +10m Entire



BRISBANE
RACING CLUB

Section	Overall	1200m	1000m	800m	600m	400m	200m						
Section Times	1:21.21 [9] (0:11.91)	1:09.30 [13] (0:11.18)	0:58.12 [11] (0:11.75)	0:46.37 [11] (0:12.17)	0:34.20 [12] (0:11.88)	0:22.32 [12] (0:10.73)	0:11.59 [9] (0:11.59)						
Average Speed [km/h]	45.3	64.5	61.6	59.2	61.4	67.3	62.0						
Top Speed [km/h]	62.8	67.1	65.4	60.5	65.1	69.2	66.2						
Avg. Dist. to Rail [m]	7.2	1.4	1.8	0.2	2.1	3.8	6.5						
Avg. Stride Freq. [Hz]	2.2	2.3	2.3	2.2	2.3	2.5	2.4						
Avg. Stride Length [m]	5.7	7.7	7.5	7.3	7.4	7.4	7.2						





Horse/Jockey Name	Hotchi
Final Rank	10
Fastest Section Time (Section)	0:10.97 (Overall)
Top Speed [km/h] (Section)	66.0 (1200m)
Race State	Finished

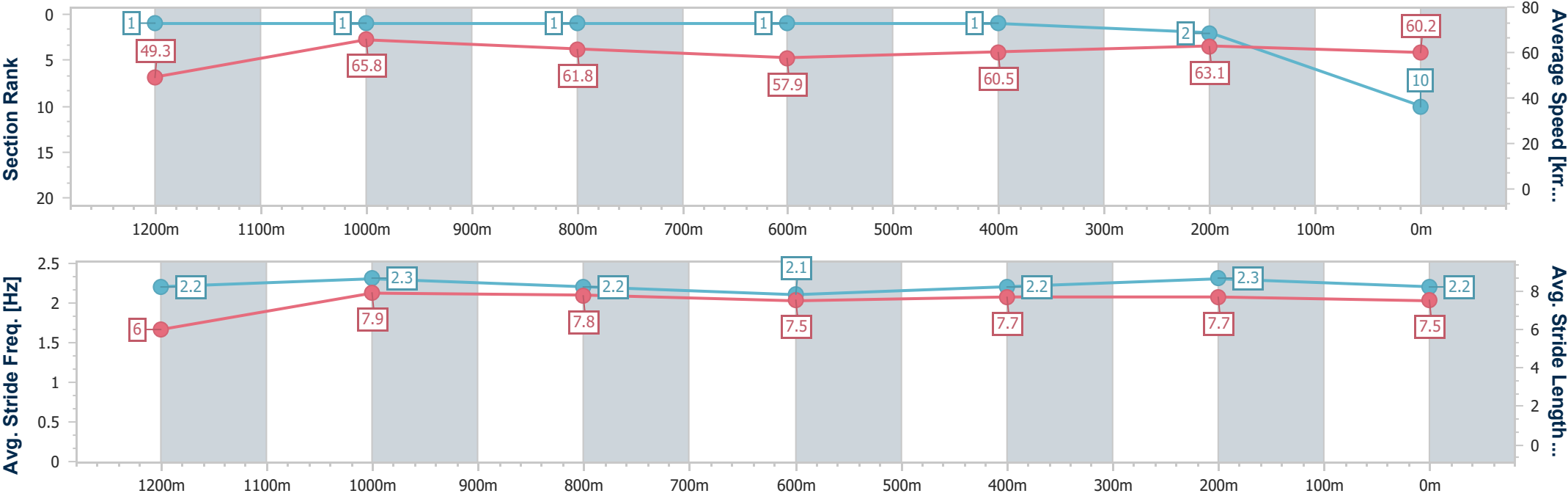


Doomben QLD Professional
Race 8: XXXX GOLD QTIS Three-Year-Old Maiden Plate - 1350m
17 April 2024 - 15:29
Track Rating: Good 4, Weather: Fine, Rail Position: +10m Entire



BRISBANE
RACING CLUB

Section	Overall	1200m	1000m	800m	600m	400m	200m						
Section Times	1:21.21 [10] (0:10.97)	1:10.24 [1] (0:10.98)	0:59.26 [1] (0:11.64)	0:47.62 [1] (0:12.43)	0:35.19 [1] (0:11.85)	0:23.34 [1] (0:11.37)	0:11.97 [2] (0:11.97)						
Average Speed [km/h]	49.3	65.8	61.8	57.9	60.5	63.1	60.2						
Top Speed [km/h]	65.2	66.0	65.2	59.7	61.6	64.4	63.1						
Avg. Dist. to Rail [m]	1.9	0.3	0.4	0.2	0.8	1.1	0.7						
Avg. Stride Freq. [Hz]	2.2	2.3	2.2	2.1	2.2	2.3	2.2						
Avg. Stride Length [m]	6.0	7.9	7.8	7.5	7.7	7.7	7.5						





Horse/Jockey Name	Crimson Beauty
Final Rank	11
Fastest Section Time (Section)	0:10.96 (400m)
Top Speed [km/h] (Section)	67.0 (400m)
Race State	Finished

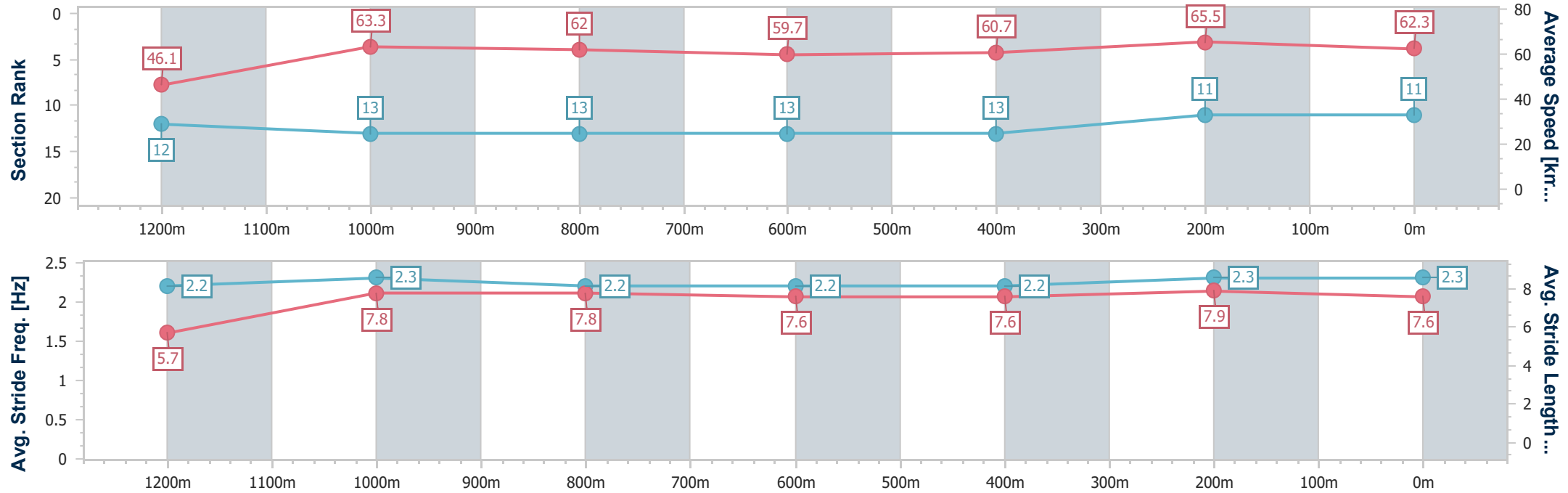


Doomben QLD Professional
Race 8: XXXX GOLD QTIS Three-Year-Old Maiden Plate - 1350m
17 April 2024 - 15:29
Track Rating: Good 4, Weather: Fine, Rail Position: +10m Entire



BRISBANE
RACING CLUB

Section	Overall	1200m	1000m	800m	600m	400m	200m						
Section Times	1:21.46 [11] (0:11.89)	1:09.57 [12] (0:11.39)	0:58.18 [13] (0:11.70)	0:46.48 [13] (0:12.10)	0:34.38 [13] (0:11.85)	0:22.53 [13] (0:10.96)	0:11.57 [11] (0:11.57)						
Average Speed [km/h]	46.1	63.3	62.0	59.7	60.7	65.5	62.3						
Top Speed [km/h]	61.4	66.4	66.3	61.1	64.7	67.0	64.5						
Avg. Dist. to Rail [m]	10.0	2.8	1.8	0.9	0.5	1.3	0.3						
Avg. Stride Freq. [Hz]	2.2	2.3	2.2	2.2	2.2	2.3	2.3						
Avg. Stride Length [m]	5.7	7.8	7.8	7.6	7.6	7.9	7.6						





Horse/Jockey Name	Zinotar
Final Rank	12
Fastest Section Time (Section)	0:11.09 (400m)
Top Speed [km/h] (Section)	66.6 (1200m)
Race State	Finished

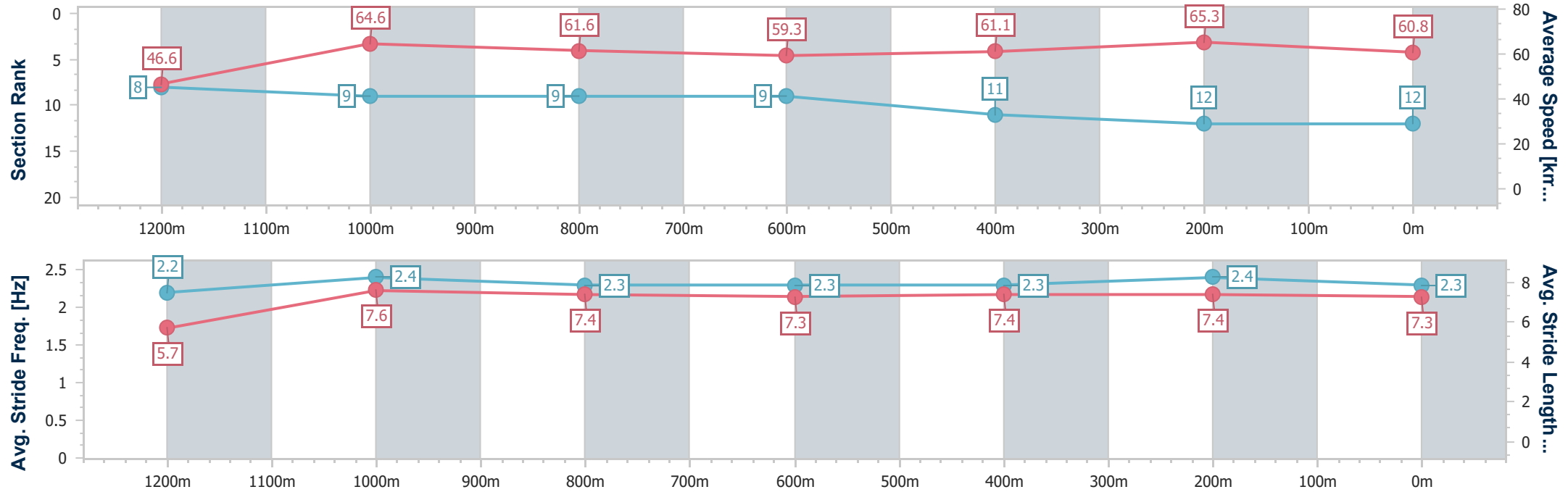


Doomben QLD Professional
Race 8: XXXX GOLD QTIS Three-Year-Old Maiden Plate - 1350m
17 April 2024 - 15:29
Track Rating: Good 4, Weather: Fine, Rail Position: +10m Entire



BRISBANE
RACING CLUB

Section	Overall	1200m	1000m	800m	600m	400m	200m						
Section Times	1:21.80 [12] (0:11.62)	1:10.18 [8] (0:11.15)	0:59.03 [9] (0:11.77)	0:47.26 [9] (0:12.34)	0:34.92 [9] (0:11.99)	0:22.93 [11] (0:11.09)	0:11.84 [12] (0:11.84)						
Average Speed [km/h]	46.6	64.6	61.6	59.3	61.1	65.3	60.8						
Top Speed [km/h]	62.8	66.6	64.6	60.4	64.7	66.6	64.4						
Avg. Dist. to Rail [m]	8.4	1.9	1.7	4.0	3.6	3.1	3.3						
Avg. Stride Freq. [Hz]	2.2	2.4	2.3	2.3	2.3	2.4	2.3						
Avg. Stride Length [m]	5.7	7.6	7.4	7.3	7.4	7.4	7.3						





Horse/Jockey Name	Very Swish
Final Rank	13
Fastest Section Time (Section)	0:11.08 (1200m)
Top Speed [km/h] (Section)	66.7 (1200m)
Race State	Finished

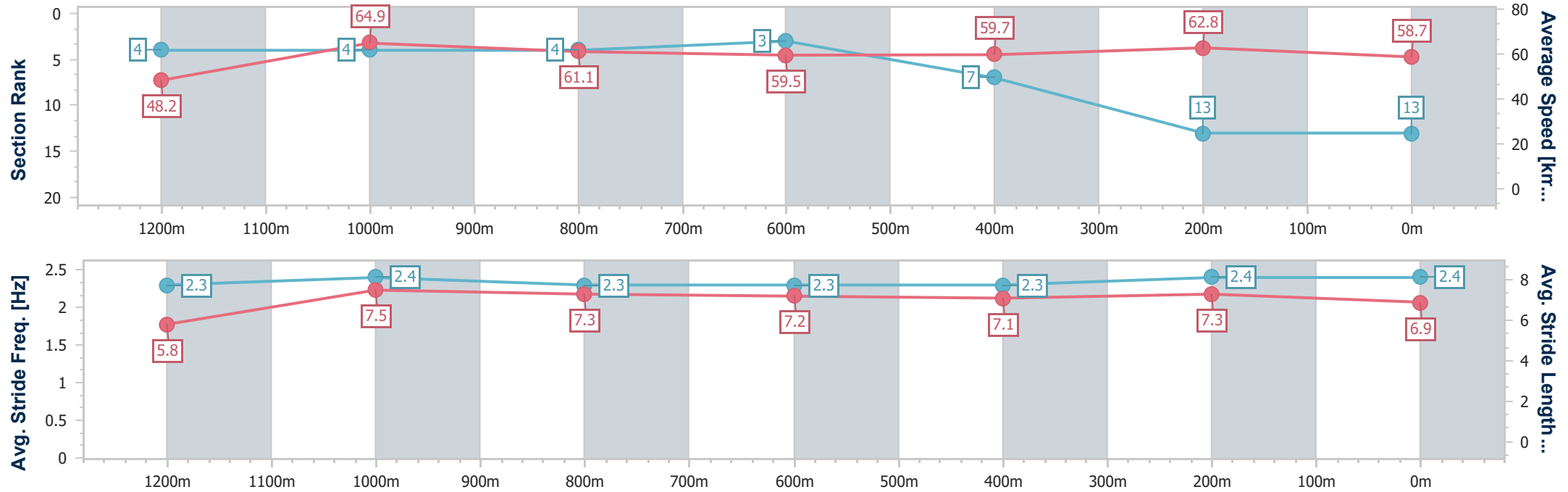


Doomben QLD Professional
Race 8: XXXX GOLD QTIS Three-Year-Old Maiden Plate - 1350m
17 April 2024 - 15:29
Track Rating: Good 4, Weather: Fine, Rail Position: +10m Entire



BRISBANE
RACING CLUB

Section	Overall	1200m	1000m	800m	600m	400m	200m						
Section Times	1:22.30 [13] (0:11.24)	1:11.06 [4] (0:11.08)	0:59.98 [4] (0:11.84)	0:48.14 [4] (0:12.20)	0:35.94 [3] (0:12.19)	0:23.75 [7] (0:11.50)	0:12.25 [13] (0:12.25)						
Average Speed [km/h]	48.2	64.9	61.1	59.5	59.7	62.8	58.7						
Top Speed [km/h]	63.4	66.7	64.3	60.1	60.5	64.0	62.7						
Avg. Dist. to Rail [m]	3.3	2.2	2.2	1.6	1.6	3.3	3.5						
Avg. Stride Freq. [Hz]	2.3	2.4	2.3	2.3	2.3	2.4	2.4						
Avg. Stride Length [m]	5.8	7.5	7.3	7.2	7.1	7.3	6.9						





Doomben QLD Professional
Race 9: LADBROKES YARD COMMENTS BENCHMARK 65 Handicap
(4YO only QTIS bonuses applicable) - 1350m
17 April 2024 - 16:04



Track Rating: Good 4, Weather: Fine, Rail Position: +10m Entire

Section						Overall	1200m	1000m	800m	600m	400m	Last 600m	
Field Times						1:19.72 (0:11.08)	1:08.64 (0:10.84)	0:57.80 (0:11.37)	0:46.43 (0:11.73)	0:34.70 (0:11.41)	0:23.29 (0:11.51)	0:34.70	
Rank	TAB	Horse/Jockey	Barrier	Top Speed [km/h]	Fastest Section							Distance Travelled [m]	
1	10	SKYWRITER	3	67.1	0:10.96	1:19.72 [1]	1:08.06 [10]	0:57.06 [9]	0:45.65 [8]	0:34.08 [8]	0:22.71 [5]	0:34.08	
		Ryan Maloney		1200m	400m	(0:11.66)	(0:11.00)	(0:11.41)	(0:11.57)	(0:11.37)	(0:10.96)		
2	3	BANDASHA	1	66.2	0:11.05	1:19.74 [2]	1:08.44 [5]	0:57.39 [4]	0:45.98 [4]	0:34.36 [3]	0:22.92 [3]	0:34.36 -2	
		Kyle Wilson-Taylor		1200m	1200m	(0:11.30)	(0:11.05)	(0:11.41)	(0:11.62)	(0:11.44)	(0:11.12)		
3	9	NIGHTSTICK	2	65.8	0:11.15	1:20.04 [3]	1:08.65 [6]	0:57.50 [7]	0:46.02 [7]	0:34.46 [6]	0:22.93 [7]	0:34.46 +4	
		Josh Adams		400m	1200m	(0:11.39)	(0:11.15)	(0:11.48)	(0:11.56)	(0:11.53)	(0:11.19)		
4	4	TAMBOURINE MAN	15	67.0	0:10.90	1:20.22 [4]	1:09.05 [2]	0:58.15 [2]	0:46.84 [2]	0:35.15 [2]	0:23.71 [2]	0:35.15 +4	
		Melea Castle		1200m	1200m	(0:11.17)	(0:10.90)	(0:11.31)	(0:11.69)	(0:11.44)	(0:11.56)		
5	1	PORKY	9	67.9	0:10.84	1:20.31 [5]	1:09.23 [1]	0:58.39 [1]	0:47.02 [1]	0:35.29 [1]	0:23.88 [1]	0:35.29 +1	
		Vlad Duric		1200m	1200m	(0:11.08)	(0:10.84)	(0:11.37)	(0:11.73)	(0:11.41)	(0:11.51)		
6	16	BETTER STRINGS	14	66.2	0:11.15	1:20.45 [6]	1:08.67 [11]	0:57.51 [11]	0:46.05 [11]	0:34.50 [11]	0:22.93 [11]	0:34.50 +3	
		Casey Waddell		400m	400m	(0:11.78)	(0:11.16)	(0:11.46)	(0:11.55)	(0:11.57)	(0:11.15)		
7	13	LA SEULE	5	67.3	0:11.06	1:20.46 [7]	1:08.86 [9]	0:57.80 [8]	0:46.21 [9]	0:34.55 [10]	0:23.04 [10]	0:34.55 +6	
		Jake Bayliss		1200m	1200m	(0:11.60)	(0:11.06)	(0:11.59)	(0:11.66)	(0:11.51)	(0:11.06)		
8	6	SHY GUY	6	66.2	0:11.08	1:20.60 [8]	1:09.39 [3]	0:58.31 [3]	0:46.88 [3]	0:35.22 [4]	0:23.68 [4]	0:35.22 +7	
		Mark Du Plessis		1200m	1200m	(0:11.21)	(0:11.08)	(0:11.43)	(0:11.66)	(0:11.54)	(0:11.29)		
9	2	OUTBURST	16	64.8	0:11.26	1:20.64 [9]	1:09.04 [8]	0:57.78 [10]	0:46.33 [10]	0:34.83 [9]	0:23.37 [9]	0:34.83 +9	
		Noel Callow		1200m	1200m	(0:11.60)	(0:11.26)	(0:11.45)	(0:11.50)	(0:11.46)	(0:11.36)		
10	14	DESERT MIST	10	66.2	0:10.97	1:20.75 [10]	1:09.33 [7]	0:58.36 [5]	0:46.94 [5]	0:35.24 [5]	0:23.68 [6]	0:35.24 +8	
		Robbie Dolan		1200m	1200m	(0:11.42)	(0:10.97)	(0:11.42)	(0:11.70)	(0:11.56)	(0:11.41)		

Scratched: I Am Takingthelot (#5), Caderas (#7), Enunciation (#8), Surreal Ascot (#11), Brasco (#15)

Report Created: Wed 17 April 2024 16:17 GMT+10 (Note: Timing is based on position data)

Page 1/15

[] Ranking at each section and finish
-:-:- No data available at this section
NA No data available

SCN Saddle cloth number
DNF Did not finish
DNT Did not track

data processed by  TRIPLES DATA



Doomben QLD Professional
Race 9: LADBROKES YARD COMMENTS BENCHMARK 65 Handicap
(4YO only QTIS bonuses applicable) - 1350m
17 April 2024 - 16:04



Track Rating: Good 4, Weather: Fine, Rail Position: +10m Entire

Section						Overall	1200m	1000m	800m	600m	400m	Last 600m	
Field Times						1:19.72 (0:11.08)	1:08.64 (0:10.84)	0:57.80 (0:11.37)	0:46.43 (0:11.73)	0:34.70 (0:11.41)	0:23.29 (0:11.51)	0:34.70	
Rank	TAB	Horse/Jockey	Barrier	Top Speed [km/h]	Fastest Section								Distance Travelled [m]
11	12	CHAYSE 'N' ADAM	8	64.9	0:11.23	1:20.79 [11]	1:09.52 [4]	0:58.29 [6]	0:46.81 [6]	0:35.17 [7]	0:23.60 [8]	0:35.17	+6
		Damien Thornton		1200m	1200m	(0:11.27)	(0:11.23)	(0:11.48)	(0:11.64)	(0:11.57)	(0:11.35)		

Scratched: I Am Takingthelot (#5), Caderas (#7), Enunciation (#8), Surreal Ascot (#11), Brasco (#15)



Doomben QLD Professional
Race 9: LADBROKES YARD COMMENTS BENCHMARK 65 Handicap
(4YO only QTIS bonuses applicable) - 1350m
17 April 2024 - 16:04



Track Rating: Good 4, Weather: Fine, Rail Position: +10m Entire

Section Field Times				200m 0:11.78 (0:11.78)				Last 600m 0:34.70	
Rank	TAB	Horse/Jockey	Barrier	Top Speed [km/h]	Fastest Section	Margin		Distance Travelled [m]	
1	10	SKYWRITER	3	67.1	0:10.96	0:11.75 [3]	1:19.72	0:34.08	
		Ryan Maloney		1200m	400m	(0:11.75)			
2	3	BANDASHA	1	66.2	0:11.05	0:11.80 [2]	0.14L	0:34.36	-2
		Kyle Wilson-Taylor		1200m	1200m	(0:11.80)			
3	9	NIGHTSTICK	2	65.8	0:11.15	0:11.74 [6]	1.89L	0:34.46	+4
		Josh Adams		400m	1200m	(0:11.74)			
4	4	TAMBOURINE MAN	15	67.0	0:10.90	0:12.15 [4]	2.98L	0:35.15	+4
		Melea Castle		1200m	1200m	(0:12.15)			
5	1	PORKY	9	67.9	0:10.84	0:12.37 [1]	3.5L	0:35.29	+1
		Vlad Duric		1200m	1200m	(0:12.37)			
6	16	BETTER STRINGS	14	66.2	0:11.15	0:11.78 [11]	4.29L	0:34.50	+3
		Casey Waddell		400m	400m	(0:11.78)			
7	13	LA SEULE	5	67.3	0:11.06	0:11.98 [8]	4.39L	0:34.55	+6
		Jake Bayliss		1200m	1200m	(0:11.98)			
8	6	SHY GUY	6	66.2	0:11.08	0:12.39 [5]	5.2L	0:35.22	+7
		Mark Du Plessis		1200m	1200m	(0:12.39)			
9	2	OUTBURST	16	64.8	0:11.26	0:12.01 [10]	5.42L	0:34.83	+9
		Noel Callow		1200m	1200m	(0:12.01)			
10	14	DESERT MIST	10	66.2	0:10.97	0:12.27 [7]	6.05L	0:35.24	+8
		Robbie Dolan		1200m	1200m	(0:12.27)			

Scratched: I Am Takingthelot (#5), Caderas (#7), Enunciation (#8), Surreal Ascot (#11), Brasco (#15)



Doomben QLD Professional
Race 9: LADBROKES YARD COMMENTS BENCHMARK 65 Handicap
(4YO only QTIS bonuses applicable) - 1350m
17 April 2024 - 16:04



Track Rating: Good 4, Weather: Fine, Rail Position: +10m Entire

Section						200m		Last 600m	
Field Times						0:11.78 (0:11.78)		0:34.70	
Rank	TAB	Horse/Jockey	Barrier	Top Speed [km/h]	Fastest Section	Margin		Distance Travelled [m]	
11	12	CHAYSE 'N' ADAM	8	64.9	0:11.23	0:12.25 [9]	6.33L	0:35.17	+6
		Damien Thornton		1200m	1200m	(0:12.25)			

Scratched: I Am Takingthelot (#5), Caderas (#7), Enunciation (#8), Surreal Ascot (#11), Brasco (#15)



Horse/Jockey Name	Skywriter
Final Rank	1
Fastest Section Time (Section)	0:10.96 (400m)
Top Speed [km/h] (Section)	67.1 (1200m)
Race State	Finished



Doomben QLD Professional
Race 9: LADBROKES YARD COMMENTS BENCHMARK 65
Handicap (4YO only QTIS bonuses applicable) - 1350m

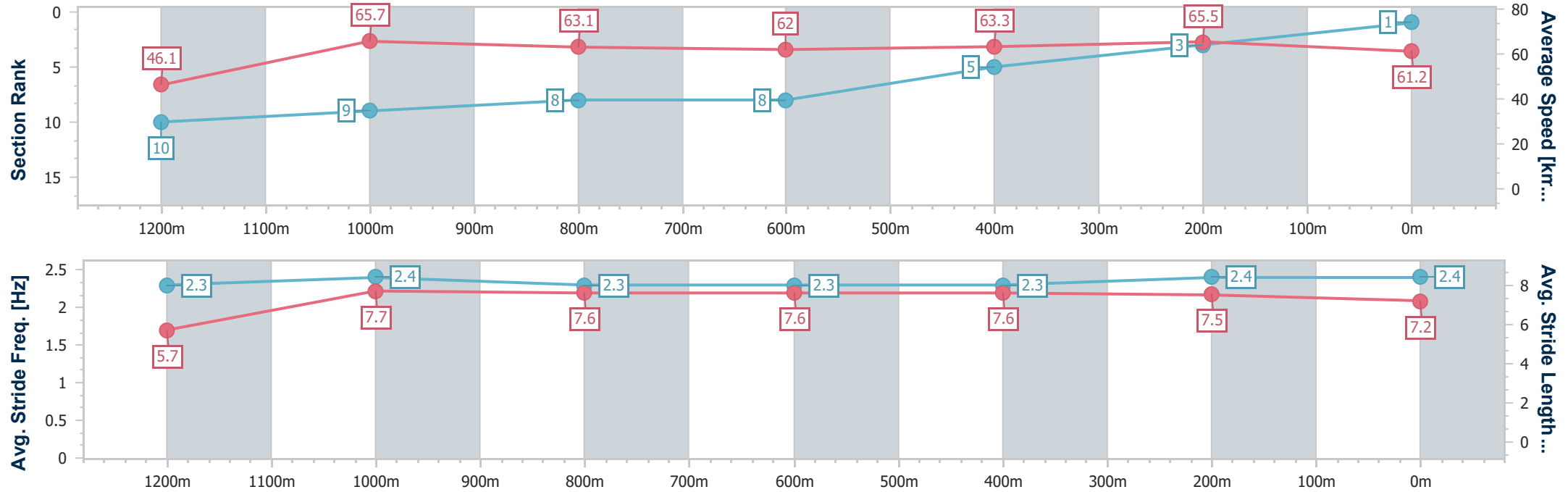
17 April 2024 - 16:04

Track Rating: Good 4, Weather: Fine, Rail Position: +10m Entire



BRISBANE
RACING CLUB

Section	Overall	1200m	1000m	800m	600m	400m	200m						
Section Times	1:19.72 [1] (0:11.66)	1:08.06 [10] (0:11.00)	0:57.06 [9] (0:11.41)	0:45.65 [8] (0:11.57)	0:34.08 [8] (0:11.37)	0:22.71 [5] (0:10.96)	0:11.75 [3] (0:11.75)						
Average Speed [km/h]	46.1	65.7	63.1	62.0	63.3	65.5	61.2						
Top Speed [km/h]	64.8	67.1	64.9	62.5	65.1	66.9	64.2						
Avg. Dist. to Rail [m]	1.8	0.2	0.2	0.2	0.8	0.8	0.6						
Avg. Stride Freq. [Hz]	2.3	2.4	2.3	2.3	2.3	2.4	2.4						
Avg. Stride Length [m]	5.7	7.7	7.6	7.6	7.6	7.5	7.2						



- [] Ranking at each section and finish
- .-.- No data available at this section
- NA No data available



Horse/Jockey Name	Bandasha
Final Rank	2
Fastest Section Time (Section)	0:11.05 (1200m)
Top Speed [km/h] (Section)	66.2 (1200m)
Race State	Finished



Doomben QLD Professional
Race 9: LADBROKES YARD COMMENTS BENCHMARK 65
Handicap (4YO only QTIS bonuses applicable) - 1350m

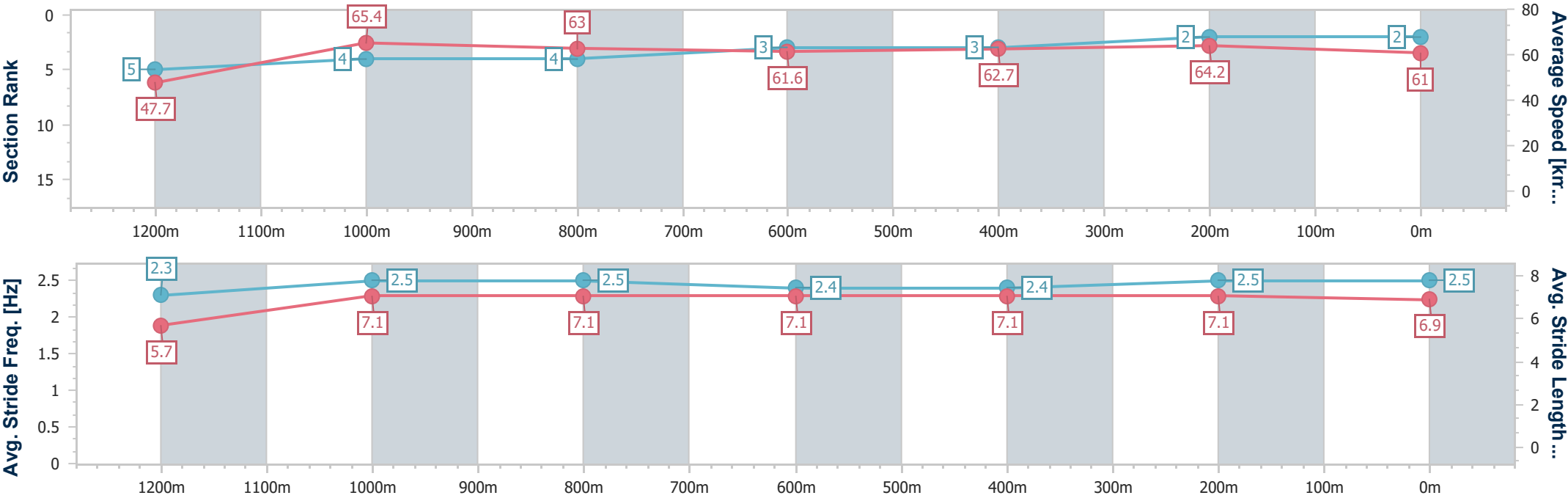
17 April 2024 - 16:04

Track Rating: Good 4, Weather: Fine, Rail Position: +10m Entire



BRISBANE
RACING CLUB

Section	Overall	1200m	1000m	800m	600m	400m	200m						
Section Times	1:19.74 [2] (0:11.30)	1:08.44 [5] (0:11.05)	0:57.39 [4] (0:11.41)	0:45.98 [4] (0:11.62)	0:34.36 [3] (0:11.44)	0:22.92 [3] (0:11.12)	0:11.80 [2] (0:11.80)						
Average Speed [km/h]	47.7	65.4	63.0	61.6	62.7	64.2	61.0						
Top Speed [km/h]	64.4	66.2	64.8	62.1	64.2	65.3	63.8						
Avg. Dist. to Rail [m]	1.3	0.7	0.4	0.9	1.4	2.2	2.1						
Avg. Stride Freq. [Hz]	2.3	2.5	2.5	2.4	2.4	2.5	2.5						
Avg. Stride Length [m]	5.7	7.1	7.1	7.1	7.1	7.1	6.9						





Horse/Jockey Name	Nightstick
Final Rank	3
Fastest Section Time (Section)	0:11.15 (1200m)
Top Speed [km/h] (Section)	65.8 (400m)
Race State	Finished



Doomben QLD Professional
Race 9: LADBROKES YARD COMMENTS BENCHMARK 65
Handicap (4YO only QTIS bonuses applicable) - 1350m

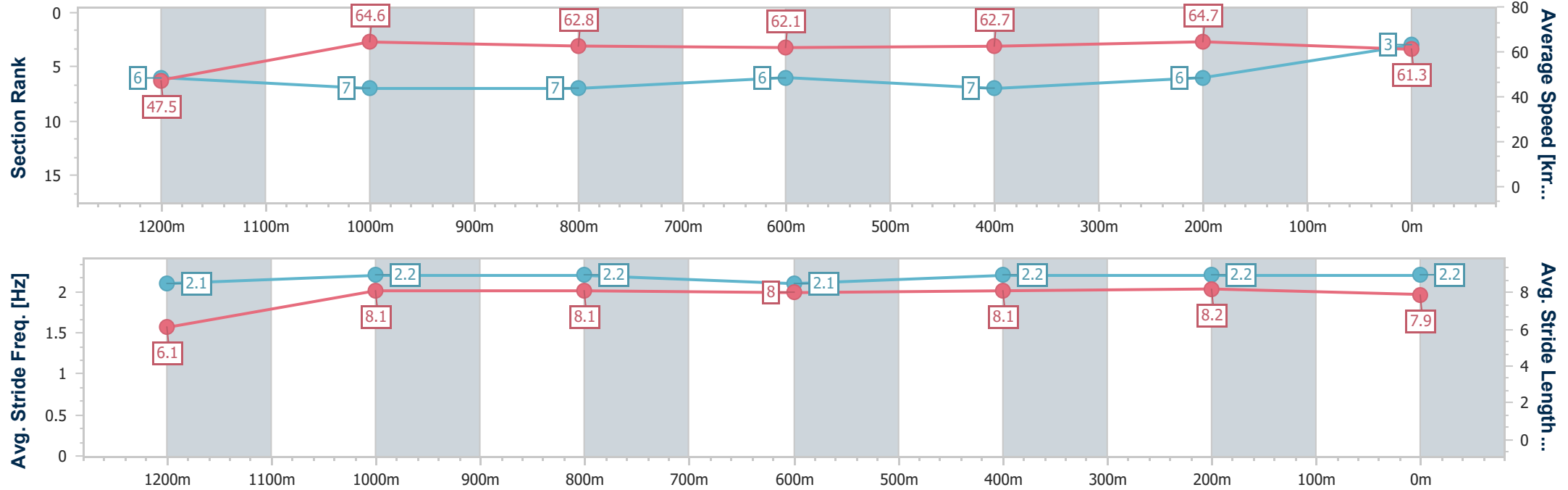
17 April 2024 - 16:04

Track Rating: Good 4, Weather: Fine, Rail Position: +10m Entire



BRISBANE
RACING CLUB

Section	Overall	1200m	1000m	800m	600m	400m	200m						
Section Times	1:20.04 [3] (0:11.39)	1:08.65 [6] (0:11.15)	0:57.50 [7] (0:11.48)	0:46.02 [7] (0:11.56)	0:34.46 [6] (0:11.53)	0:22.93 [7] (0:11.19)	0:11.74 [6] (0:11.74)						
Average Speed [km/h]	47.5	64.6	62.8	62.1	62.7	64.7	61.3						
Top Speed [km/h]	64.1	65.4	65.0	63.2	64.4	65.8	64.8						
Avg. Dist. to Rail [m]	2.2	1.4	0.8	0.5	0.8	2.6	1.5						
Avg. Stride Freq. [Hz]	2.1	2.2	2.2	2.1	2.2	2.2	2.2						
Avg. Stride Length [m]	6.1	8.1	8.1	8.0	8.1	8.2	7.9						



- [] Ranking at each section and finish
- .-.- No data available at this section
- NA No data available



Horse/Jockey Name	Tambourine Man
Final Rank	4
Fastest Section Time (Section)	0:10.90 (1200m)
Top Speed [km/h] (Section)	67.0 (1200m)
Race State	Finished

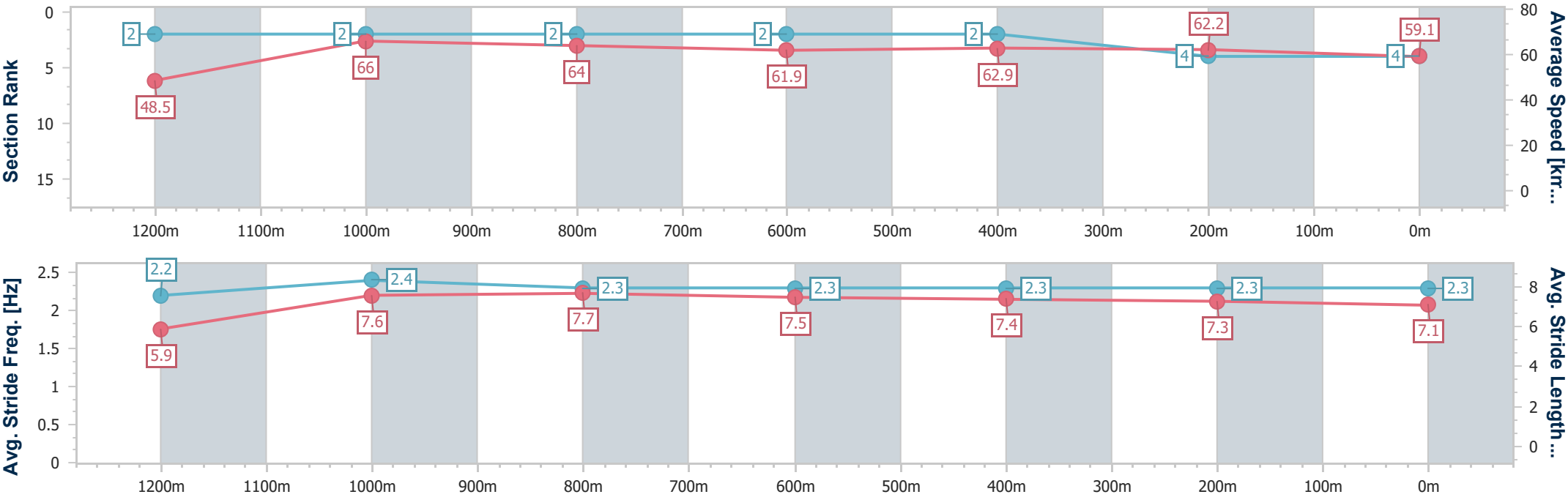


Doomben QLD Professional
Race 9: LADBROKES YARD COMMENTS BENCHMARK 65
Handicap (4YO only QTIS bonuses applicable) - 1350m
17 April 2024 - 16:04
Track Rating: Good 4, Weather: Fine, Rail Position: +10m Entire



BRISBANE
RACING CLUB

Section	Overall	1200m	1000m	800m	600m	400m	200m						
Section Times	1:20.22 [4] (0:11.17)	1:09.05 [2] (0:10.90)	0:58.15 [2] (0:11.31)	0:46.84 [2] (0:11.69)	0:35.15 [2] (0:11.44)	0:23.71 [2] (0:11.56)	0:12.15 [4] (0:12.15)						
Average Speed [km/h]	48.5	66.0	64.0	61.9	62.9	62.2	59.1						
Top Speed [km/h]	65.0	67.0	66.0	62.4	64.2	63.1	61.7						
Avg. Dist. to Rail [m]	7.8	2.7	1.4	0.7	0.2	1.6	2.9						
Avg. Stride Freq. [Hz]	2.2	2.4	2.3	2.3	2.3	2.3	2.3						
Avg. Stride Length [m]	5.9	7.6	7.7	7.5	7.4	7.3	7.1						





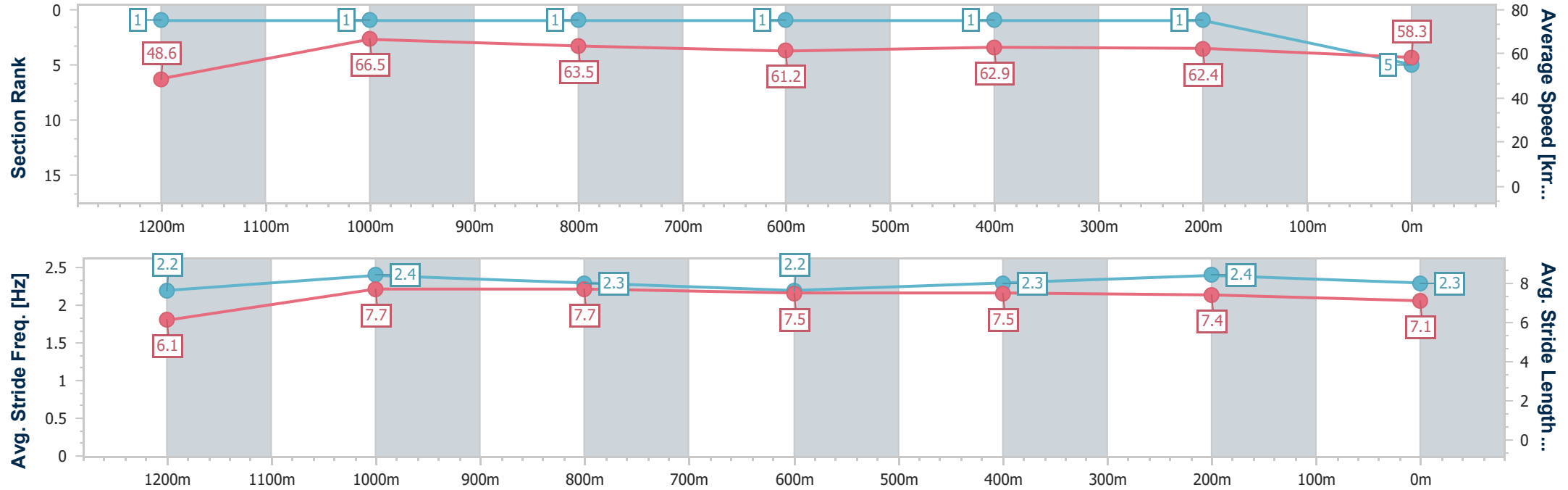
Horse/Jockey Name	Porky
Final Rank	5
Fastest Section Time (Section)	0:10.84 (1200m)
Top Speed [km/h] (Section)	67.9 (1200m)
Race State	Finished



Doomben QLD Professional
Race 9: LADBROKES YARD COMMENTS BENCHMARK 65
Handicap (4YO only QTIS bonuses applicable) - 1350m
17 April 2024 - 16:04
Track Rating: Good 4, Weather: Fine, Rail Position: +10m Entire



Section	Overall	1200m	1000m	800m	600m	400m	200m						
Section Times	1:20.31 [5] (0:11.08)	1:09.23 [1] (0:10.84)	0:58.39 [1] (0:11.37)	0:47.02 [1] (0:11.73)	0:35.29 [1] (0:11.41)	0:23.88 [1] (0:11.51)	0:12.37 [1] (0:12.37)						
Average Speed [km/h]	48.6	66.5	63.5	61.2	62.9	62.4	58.3						
Top Speed [km/h]	65.1	67.9	65.1	62.1	63.2	63.6	60.9						
Avg. Dist. to Rail [m]	6.6	2.4	0.7	0.2	0.9	1.4	1.2						
Avg. Stride Freq. [Hz]	2.2	2.4	2.3	2.2	2.3	2.4	2.3						
Avg. Stride Length [m]	6.1	7.7	7.7	7.5	7.5	7.4	7.1						





Horse/Jockey Name	Better Strings
Final Rank	6
Fastest Section Time (Section)	0:11.15 (400m)
Top Speed [km/h] (Section)	66.2 (400m)
Race State	Finished



Doomben QLD Professional
Race 9: LADBROKES YARD COMMENTS BENCHMARK 65
Handicap (4YO only QTIS bonuses applicable) - 1350m

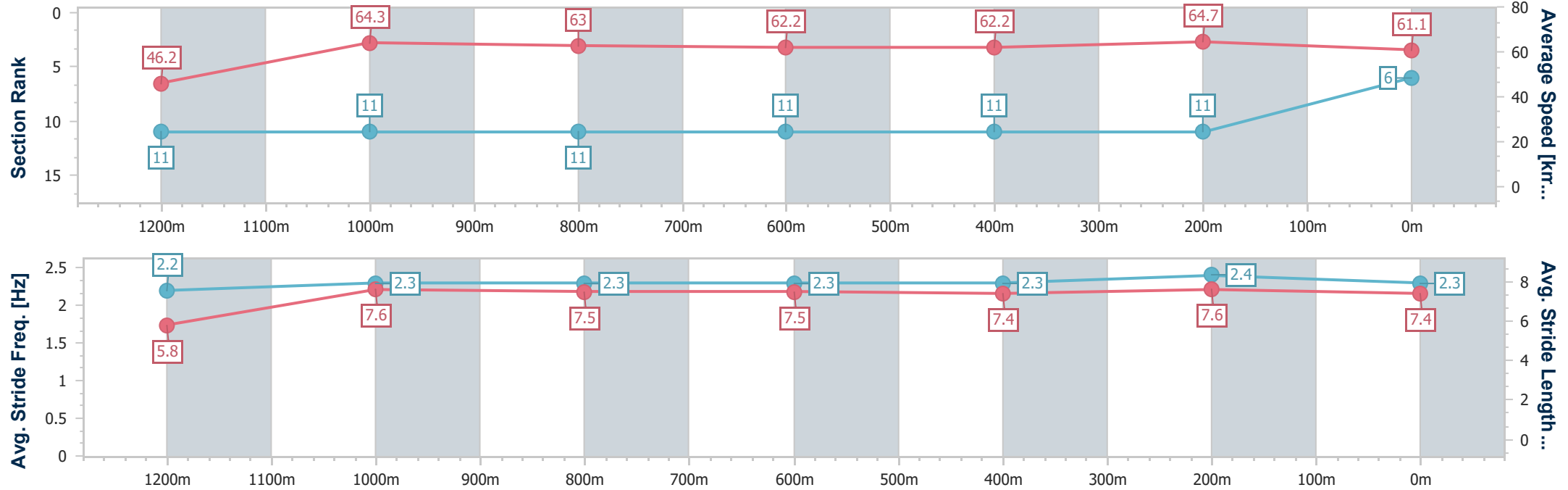
17 April 2024 - 16:04

Track Rating: Good 4, Weather: Fine, Rail Position: +10m Entire



BRISBANE
RACING CLUB

Section	Overall	1200m	1000m	800m	600m	400m	200m						
Section Times	1:20.45 [6] (0:11.78)	1:08.67 [11] (0:11.16)	0:57.51 [11] (0:11.46)	0:46.05 [11] (0:11.55)	0:34.50 [11] (0:11.57)	0:22.93 [11] (0:11.15)	0:11.78 [11] (0:11.78)						
Average Speed [km/h]	46.2	64.3	63.0	62.2	62.2	64.7	61.1						
Top Speed [km/h]	63.4	65.4	64.4	63.0	64.5	66.2	64.0						
Avg. Dist. to Rail [m]	5.9	1.3	0.5	0.2	0.4	0.5	0.3						
Avg. Stride Freq. [Hz]	2.2	2.3	2.3	2.3	2.3	2.4	2.3						
Avg. Stride Length [m]	5.8	7.6	7.5	7.5	7.4	7.6	7.4						



- [] Ranking at each section and finish
- .-.- No data available at this section
- NA No data available



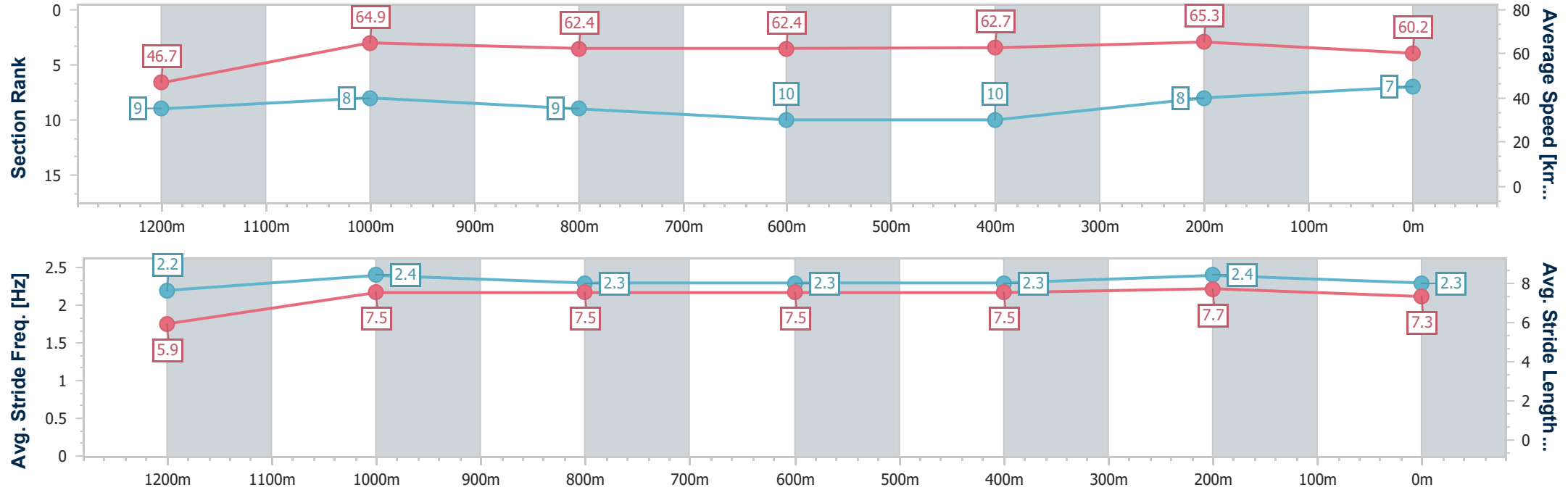
Horse/Jockey Name	La Seule
Final Rank	7
Fastest Section Time (Section)	0:11.06 (1200m)
Top Speed [km/h] (Section)	67.3 (1200m)
Race State	Finished



Doomben QLD Professional
Race 9: LADBROKES YARD COMMENTS BENCHMARK 65
Handicap (4YO only QTIS bonuses applicable) - 1350m
17 April 2024 - 16:04
Track Rating: Good 4, Weather: Fine, Rail Position: +10m Entire



Section	Overall	1200m	1000m	800m	600m	400m	200m						
Section Times	1:20.46 [7] (0:11.60)	1:08.86 [9] (0:11.06)	0:57.80 [8] (0:11.59)	0:46.21 [9] (0:11.66)	0:34.55 [10] (0:11.51)	0:23.04 [10] (0:11.06)	0:11.98 [8] (0:11.98)						
Average Speed [km/h]	46.7	64.9	62.4	62.4	62.7	65.3	60.2						
Top Speed [km/h]	64.1	67.3	65.4	63.8	64.9	66.0	63.0						
Avg. Dist. to Rail [m]	3.3	1.6	1.7	1.8	0.9	1.1	1.9						
Avg. Stride Freq. [Hz]	2.2	2.4	2.3	2.3	2.3	2.4	2.3						
Avg. Stride Length [m]	5.9	7.5	7.5	7.5	7.5	7.7	7.3						





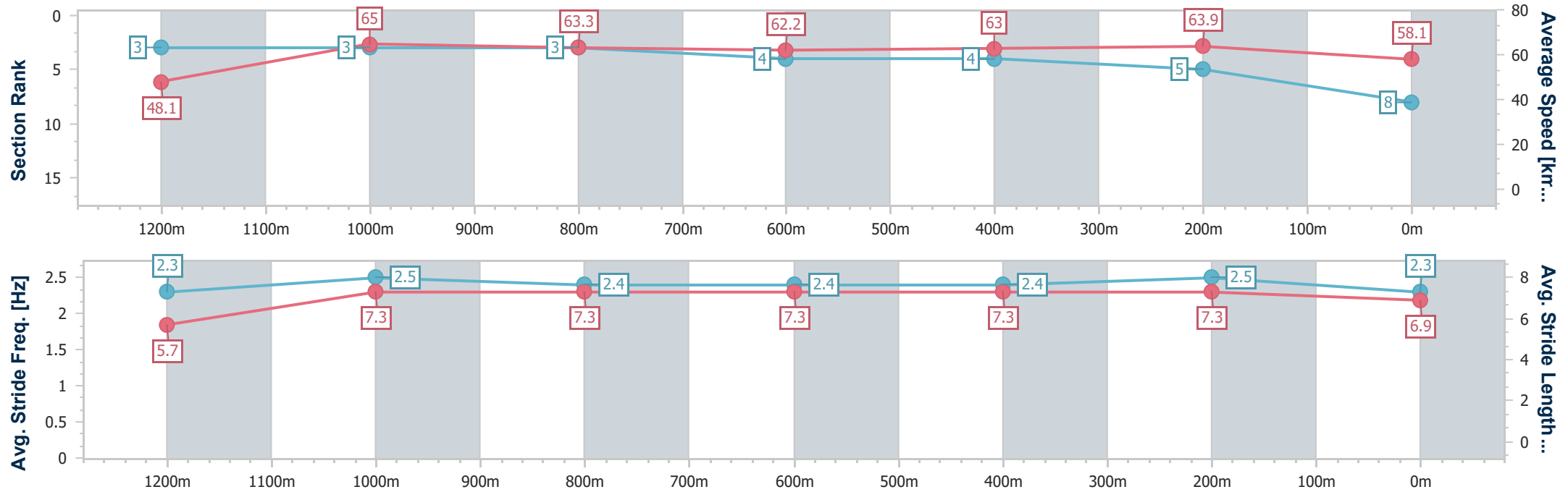
Horse/Jockey Name	Shy Guy
Final Rank	8
Fastest Section Time (Section)	0:11.08 (1200m)
Top Speed [km/h] (Section)	66.2 (1200m)
Race State	Finished



Doomben QLD Professional
Race 9: LADBROKES YARD COMMENTS BENCHMARK 65
Handicap (4YO only QTIS bonuses applicable) - 1350m
17 April 2024 - 16:04
Track Rating: Good 4, Weather: Fine, Rail Position: +10m Entire



Section	Overall	1200m	1000m	800m	600m	400m	200m						
Section Times	1:20.60 [8] (0:11.21)	1:09.39 [3] (0:11.08)	0:58.31 [3] (0:11.43)	0:46.88 [3] (0:11.66)	0:35.22 [4] (0:11.54)	0:23.68 [4] (0:11.29)	0:12.39 [5] (0:12.39)						
Average Speed [km/h]	48.1	65.0	63.3	62.2	63.0	63.9	58.1						
Top Speed [km/h]	64.4	66.2	65.4	63.1	63.9	65.6	61.8						
Avg. Dist. to Rail [m]	3.9	2.8	1.6	2.2	1.5	3.1	4.6						
Avg. Stride Freq. [Hz]	2.3	2.5	2.4	2.4	2.4	2.5	2.3						
Avg. Stride Length [m]	5.7	7.3	7.3	7.3	7.3	7.3	6.9						





Horse/Jockey Name	Outburst
Final Rank	9
Fastest Section Time (Section)	0:11.26 (1200m)
Top Speed [km/h] (Section)	64.8 (1200m)
Race State	Finished



Doomben QLD Professional
Race 9: LADBROKES YARD COMMENTS BENCHMARK 65
Handicap (4YO only QTIS bonuses applicable) - 1350m

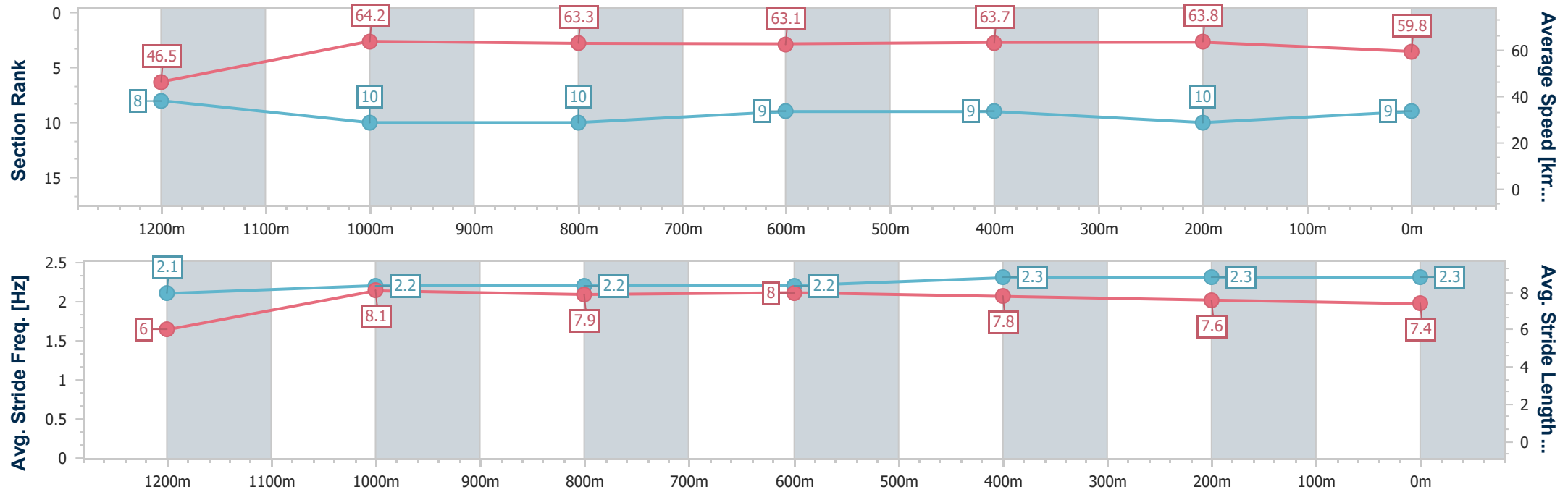
17 April 2024 - 16:04

Track Rating: Good 4, Weather: Fine, Rail Position: +10m Entire



BRISBANE
RACING CLUB

Section	Overall	1200m	1000m	800m	600m	400m	200m						
Section Times	1:20.64 [9] (0:11.60)	1:09.04 [8] (0:11.26)	0:57.78 [10] (0:11.45)	0:46.33 [10] (0:11.50)	0:34.83 [9] (0:11.46)	0:23.37 [9] (0:11.36)	0:12.01 [10] (0:12.01)						
Average Speed [km/h]	46.5	64.2	63.3	63.1	63.7	63.8	59.8						
Top Speed [km/h]	61.3	64.8	64.8	63.9	64.1	64.4	63.7						
Avg. Dist. to Rail [m]	8.5	2.9	2.3	1.8	2.2	4.5	7.5						
Avg. Stride Freq. [Hz]	2.1	2.2	2.2	2.2	2.3	2.3	2.3						
Avg. Stride Length [m]	6.0	8.1	7.9	8.0	7.8	7.6	7.4						





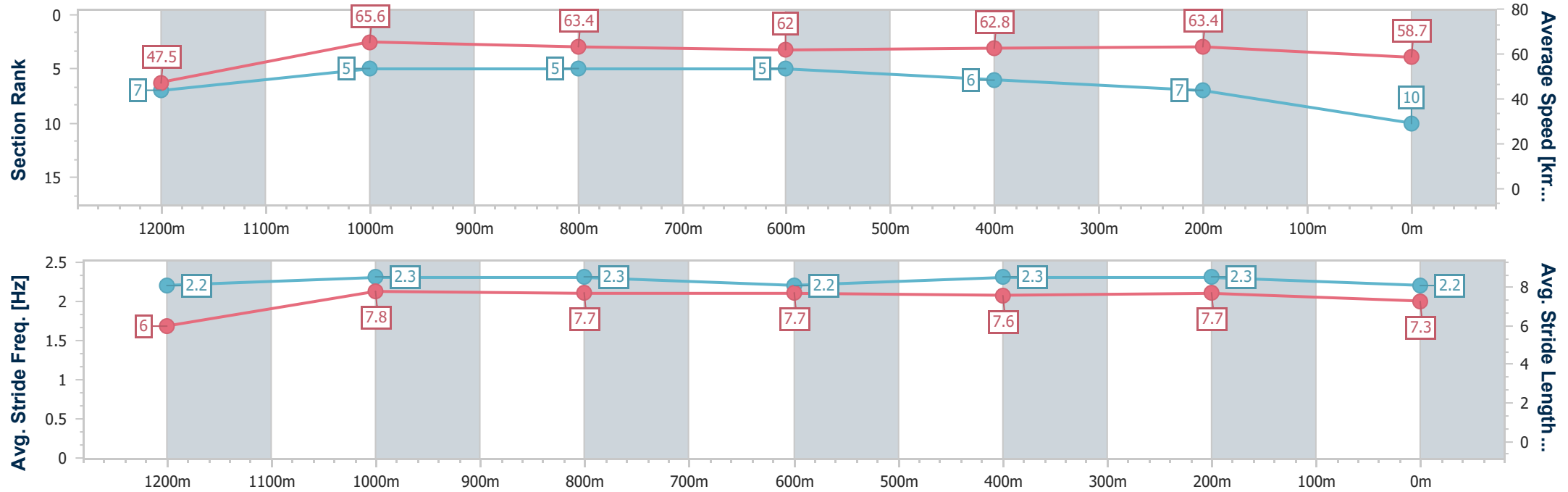
Horse/Jockey Name	Desert Mist
Final Rank	10
Fastest Section Time (Section)	0:10.97 (1200m)
Top Speed [km/h] (Section)	66.2 (1200m)
Race State	Finished



Doomben QLD Professional
Race 9: LADBROKES YARD COMMENTS BENCHMARK 65
Handicap (4YO only QTIS bonuses applicable) - 1350m
17 April 2024 - 16:04
Track Rating: Good 4, Weather: Fine, Rail Position: +10m Entire



Section	Overall	1200m	1000m	800m	600m	400m	200m						
Section Times	1:20.75 [10] (0:11.42)	1:09.33 [7] (0:10.97)	0:58.36 [5] (0:11.42)	0:46.94 [5] (0:11.70)	0:35.24 [5] (0:11.56)	0:23.68 [6] (0:11.41)	0:12.27 [7] (0:12.27)						
Average Speed [km/h]	47.5	65.6	63.4	62.0	62.8	63.4	58.7						
Top Speed [km/h]	63.7	66.2	65.8	62.8	63.6	64.3	62.3						
Avg. Dist. to Rail [m]	6.8	4.2	2.5	1.4	1.2	4.9	7.4						
Avg. Stride Freq. [Hz]	2.2	2.3	2.3	2.2	2.3	2.3	2.2						
Avg. Stride Length [m]	6.0	7.8	7.7	7.7	7.6	7.7	7.3						





Horse/Jockey Name	Chayse 'N' Adam
Final Rank	11
Fastest Section Time (Section)	0:11.23 (1200m)
Top Speed [km/h] (Section)	64.9 (1200m)
Race State	Finished

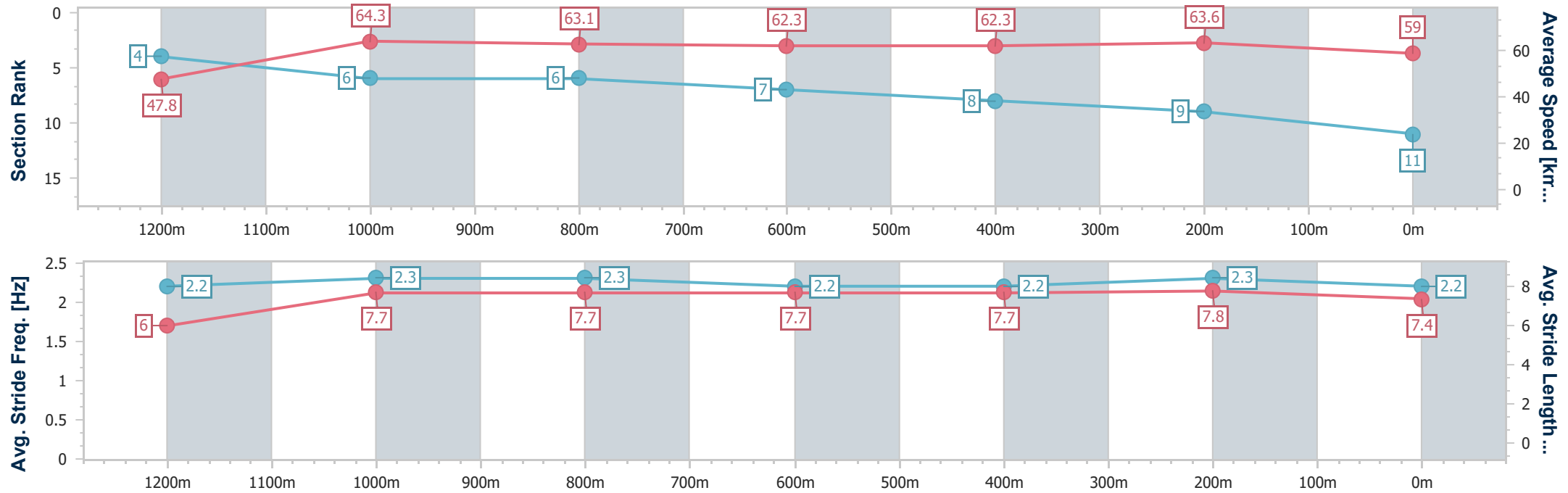


Doomben QLD Professional
Race 9: LADBROKES YARD COMMENTS BENCHMARK 65
Handicap (4YO only QTIS bonuses applicable) - 1350m
17 April 2024 - 16:04
Track Rating: Good 4, Weather: Fine, Rail Position: +10m Entire



BRISBANE
RACING CLUB

Section	Overall	1200m	1000m	800m	600m	400m	200m						
Section Times	1:20.79 [11] (0:11.27)	1:09.52 [4] (0:11.23)	0:58.29 [6] (0:11.48)	0:46.81 [6] (0:11.64)	0:35.17 [7] (0:11.57)	0:23.60 [8] (0:11.35)	0:12.25 [9] (0:12.25)						
Average Speed [km/h]	47.8	64.3	63.1	62.3	62.3	63.6	59.0						
Top Speed [km/h]	63.9	64.9	64.1	62.9	63.1	64.6	63.3						
Avg. Dist. to Rail [m]	5.4	3.0	2.2	1.4	0.9	1.9	2.1						
Avg. Stride Freq. [Hz]	2.2	2.3	2.3	2.2	2.2	2.3	2.2						
Avg. Stride Length [m]	6.0	7.7	7.7	7.7	7.7	7.8	7.4						





Doomben QLD Professional
Race 10: STRADBROKE CALCUTTA ON SALE NOW BENCHMARK 70
Handicap - 1200m
17 April 2024 - 16:39



Track Rating: Good 4, Weather: Fine, Rail Position: +10m Entire

Section						Overall	1000m	800m	600m	400m	200m	Last 600m		
Field Times						1:08.83 (0:13.17)	0:55.66 (0:10.55)	0:45.11 (0:11.10)	0:34.01 (0:11.04)	0:22.97 (0:11.02)	0:11.95 (0:11.95)	0:34.01		
Rank	TAB	Horse/Jockey	Barrier	Top Speed [km/h]	Fastest Section							Margin	Distance Travelled [m]	
1	6	TYPHOON TAAVI	10	70.5	0:10.55	1:08.83 [1]	0:55.66 [1]	0:45.11 [1]	0:34.01 [1]	0:22.97 [1]	0:11.95 [1]	1:08.83	0:34.01	
		Tahlia Fenlon		1000m	1000m	(0:13.17)	(0:10.55)	(0:11.10)	(0:11.04)	(0:11.02)	(0:11.95)			
2	2	BLAKMAX	20	68.3	0:10.88	1:09.50 [2]	0:55.50 [12]	0:44.62 [12]	0:33.52 [12]	0:22.30 [12]	0:11.37 [8]	3.95L	0:33.52	+2
		Vlad Duric		Overall	1000m	(0:14.00)	(0:10.88)	(0:11.10)	(0:11.22)	(0:10.93)	(0:11.37)			
3	8	FUMIKO	2	69.1	0:10.81	1:09.60 [3]	0:56.24 [3]	0:45.43 [5]	0:34.26 [3]	0:23.02 [3]	0:11.92 [2]	4.52L	0:34.26	+3
		Cejay Graham		Overall	1000m	(0:13.36)	(0:10.81)	(0:11.17)	(0:11.24)	(0:11.10)	(0:11.92)			
4	1	MATTER OF HONOUR	5	68.1	0:10.99	1:09.64 [4]	0:56.06 [8]	0:45.07 [9]	0:33.81 [9]	0:22.63 [9]	0:11.56 [7]	4.77L	0:33.81	+1
		Melea Castle		Overall	1000m	(0:13.58)	(0:10.99)	(0:11.26)	(0:11.18)	(0:11.07)	(0:11.56)			
5	3	TIKKA READY	17	70.8	0:10.58	1:09.68 [5]	0:56.39 [2]	0:45.81 [2]	0:34.63 [2]	0:23.24 [2]	0:11.91 [3]	5L	0:34.63	+3
		Yvette Lewis		1000m	1000m	(0:13.29)	(0:10.58)	(0:11.18)	(0:11.39)	(0:11.33)	(0:11.91)			
6	14	GREAT ASPIRATIONS	7	67.1	0:11.03	1:09.72 [6]	0:56.28 [6]	0:45.25 [8]	0:34.05 [8]	0:22.81 [7]	0:11.68 [6]	5.26L	0:34.05	+12
		Ryan Maloney		1000m	1000m	(0:13.44)	(0:11.03)	(0:11.20)	(0:11.24)	(0:11.13)	(0:11.68)			
7	13	MOUNT FUJI	1	68.2	0:10.83	1:09.75 [7]	0:56.31 [7]	0:45.48 [6]	0:34.25 [6]	0:22.98 [6]	0:11.85 [5]	5.42L	0:34.25	+3
		Jake Bayliss		1000m	1000m	(0:13.44)	(0:10.83)	(0:11.23)	(0:11.27)	(0:11.13)	(0:11.85)			
8	12	AMATHUBA	4	68.0	0:10.73	1:09.94 [8]	0:56.50 [5]	0:45.77 [4]	0:34.58 [5]	0:23.23 [5]	0:12.12 [4]	6.55L	0:34.58	+9
		James Orman		1000m	1000m	(0:13.44)	(0:10.73)	(0:11.19)	(0:11.35)	(0:11.11)	(0:12.12)			
9	16	BILLIONAIRE BABY	6	67.8	0:11.05	1:10.01 [9]	0:56.35 [9]	0:45.30 [10]	0:34.12 [10]	0:22.92 [10]	0:11.85 [9]	6.92L	0:34.12	+11
		Bailey Wheeler		Overall	1000m	(0:13.66)	(0:11.05)	(0:11.18)	(0:11.20)	(0:11.07)	(0:11.85)			
10	11	THANKFUL HEART	8	68.5	0:10.76	1:11.05 [10]	0:57.64 [4]	0:46.88 [3]	0:35.70 [4]	0:24.34 [4]	0:12.83 [10]	13.03L	0:35.70	+10
		Jag Guthmann-Chester		1000m	1000m	(0:13.41)	(0:10.76)	(0:11.18)	(0:11.36)	(0:11.51)	(0:12.83)			

Scratched: Boom Boom Basil (#4), Ready For Anything (#5), Bad Education (#7), Liberty Steps (#15), Imperial Hilton (#17), Helikedempretty (#18), Fighting Idol (#19), Script Writer (#20), Paienbara (#21)



Doomben QLD Professional
Race 10: STRADBROKE CALCUTTA ON SALE NOW BENCHMARK 70
Handicap - 1200m
17 April 2024 - 16:39



Track Rating: Good 4, Weather: Fine, Rail Position: +10m Entire

Section					Overall	1000m	800m	600m	400m	200m	Last 600m			
Field Times					1:08.83 (0:13.17)	0:55.66 (0:10.55)	0:45.11 (0:11.10)	0:34.01 (0:11.04)	0:22.97 (0:11.02)	0:11.95 (0:11.95)	0:34.01			
Rank	TAB	Horse/Jockey	Barrier	Top Speed [km/h]	Fastest Section							Margin		Distance Travelled [m]
11	9	KUDU	14	68.0	0:10.94	1:11.65 [11]	0:57.86 [10]	0:46.92 [11]	0:35.74 [11]	0:24.48 [11]	0:12.93 [12]	16.57L	0:35.74	+11
		Jake Molloy		1000m	1000m	(0:13.79)	(0:10.94)	(0:11.18)	(0:11.26)	(0:11.55)	(0:12.93)			
12	10	SPILL THE TEARS	11	68.1	0:10.64	1:12.31 [12]	0:58.50 [11]	0:47.86 [7]	0:36.73 [7]	0:25.34 [8]	0:13.76 [11]	20.47L	0:36.73	+10
		Damien Thornton		1000m	1000m	(0:13.81)	(0:10.64)	(0:11.13)	(0:11.39)	(0:11.58)	(0:13.76)			

Scratched: Boom Boom Basil (#4), Ready For Anything (#5), Bad Education (#7), Liberty Steps (#15), Imperial Hilton (#17), Helikedempretty (#18), Fighting Idol (#19), Script Writer (#20), Paienbara (#21)



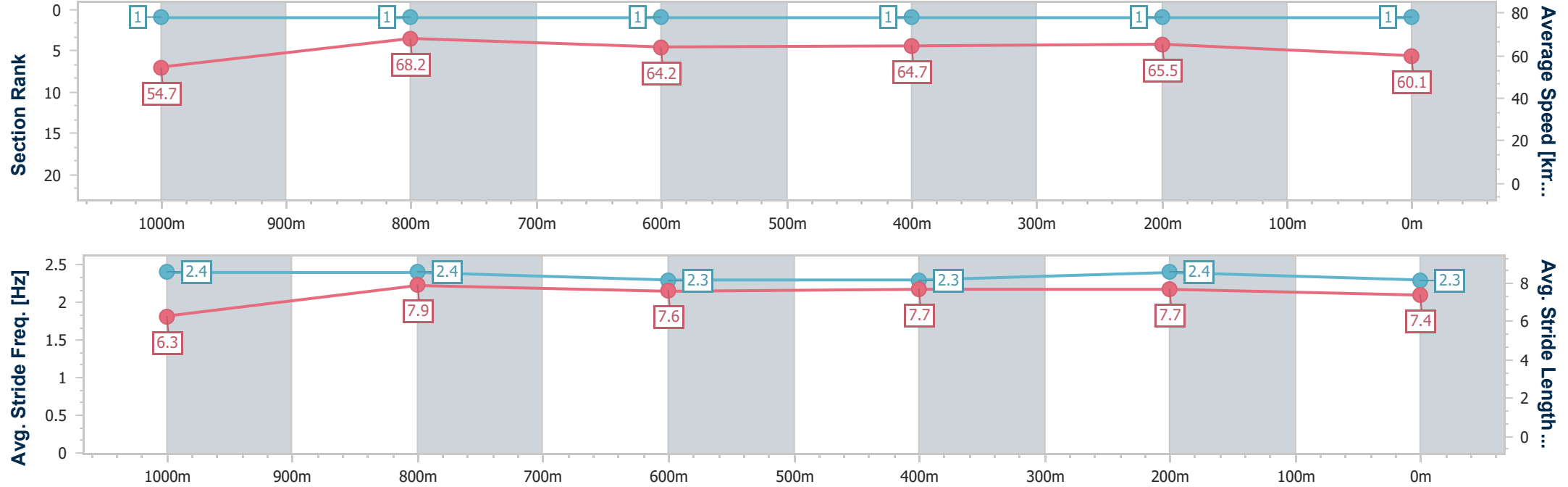
Horse/Jockey Name	Typhoon Taavi
Final Rank	1
Fastest Section Time (Section)	0:10.55 (1000m)
Top Speed [km/h] (Section)	70.5 (1000m)
Race State	Finished



Doomben QLD Professional
Race 10: STRADBROKE CALCUTTA ON SALE NOW
BENCHMARK 70 Handicap - 1200m
17 April 2024 - 16:39
Track Rating: Good 4, Weather: Fine, Rail Position: +10m Entire



Section	Overall	1000m	800m	600m	400m	200m								
Section Times	1:08.83 [1] (0:13.17)	0:55.66 [1] (0:10.55)	0:45.11 [1] (0:11.10)	0:34.01 [1] (0:11.04)	0:22.97 [1] (0:11.02)	0:11.95 [1] (0:11.95)								
Average Speed [km/h]	54.7	68.2	64.2	64.7	65.5	60.1								
Top Speed [km/h]	69.8	70.5	65.9	65.9	66.5	64.4								
Avg. Dist. to Rail [m]	4.5	0.9	1.7	1.1	0.5	0.7								
Avg. Stride Freq. [Hz]	2.4	2.4	2.3	2.3	2.4	2.3								
Avg. Stride Length [m]	6.3	7.9	7.6	7.7	7.7	7.4								





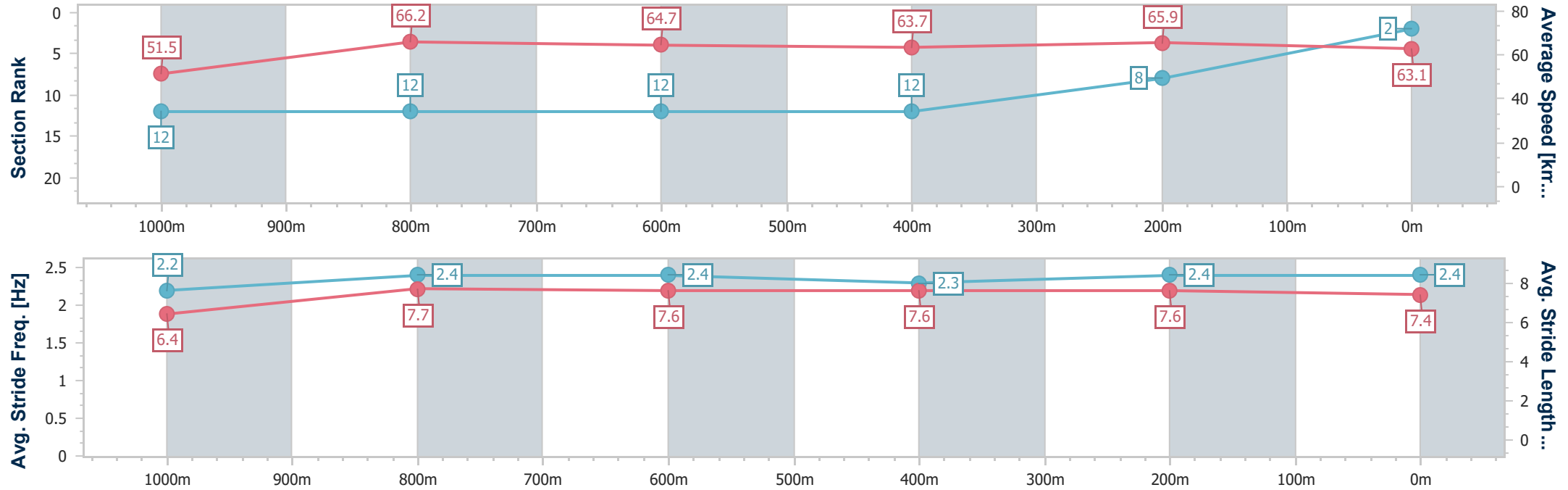
Horse/Jockey Name	Blakmax
Final Rank	2
Fastest Section Time (Section)	0:10.88 (1000m)
Top Speed [km/h] (Section)	68.3 (Overall)
Race State	Finished



Doomben QLD Professional
Race 10: STRADBROKE CALCUTTA ON SALE NOW
BENCHMARK 70 Handicap - 1200m
17 April 2024 - 16:39
Track Rating: Good 4, Weather: Fine, Rail Position: +10m Entire



Section	Overall	1000m	800m	600m	400m	200m							
Section Times	1:09.50 [2] (0:14.00)	0:55.50 [12] (0:10.88)	0:44.62 [12] (0:11.10)	0:33.52 [12] (0:11.22)	0:22.30 [12] (0:10.93)	0:11.37 [8] (0:11.37)							
Average Speed [km/h]	51.5	66.2	64.7	63.7	65.9	63.1							
Top Speed [km/h]	68.3	68.3	66.3	64.7	66.9	66.0							
Avg. Dist. to Rail [m]	6.2	0.4	0.9	0.9	1.6	1.5							
Avg. Stride Freq. [Hz]	2.2	2.4	2.4	2.3	2.4	2.4							
Avg. Stride Length [m]	6.4	7.7	7.6	7.6	7.6	7.4							



[] Ranking at each section and finish
-.-.- No data available at this section
NA No data available



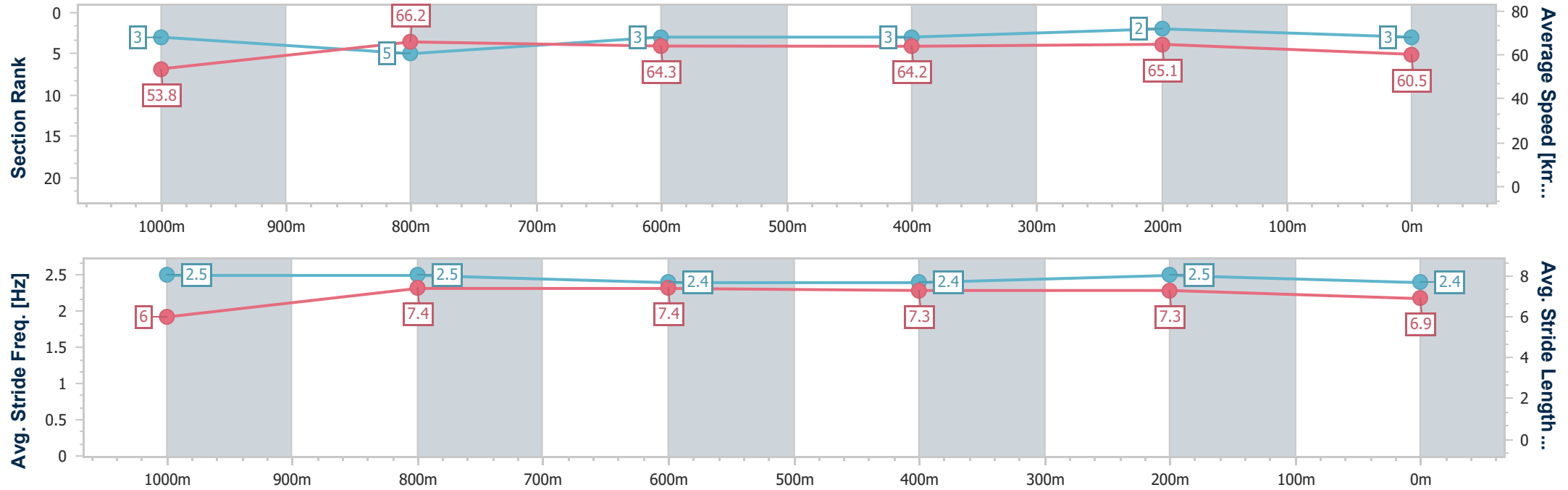
Horse/Jockey Name	Fumiko
Final Rank	3
Fastest Section Time (Section)	0:10.81 (1000m)
Top Speed [km/h] (Section)	69.1 (Overall)
Race State	Finished



Doomben QLD Professional
Race 10: STRADBROKE CALCUTTA ON SALE NOW
BENCHMARK 70 Handicap - 1200m
17 April 2024 - 16:39
Track Rating: Good 4, Weather: Fine, Rail Position: +10m Entire



Section	Overall	1000m	800m	600m	400m	200m							
Section Times	1:09.60 [3] (0:13.36)	0:56.24 [3] (0:10.81)	0:45.43 [5] (0:11.17)	0:34.26 [3] (0:11.24)	0:23.02 [3] (0:11.10)	0:11.92 [2] (0:11.92)							
Average Speed [km/h]	53.8	66.2	64.3	64.2	65.1	60.5							
Top Speed [km/h]	69.1	68.9	66.3	65.8	66.3	64.0							
Avg. Dist. to Rail [m]	1.0	1.6	0.6	0.2	2.8	3.6							
Avg. Stride Freq. [Hz]	2.5	2.5	2.4	2.4	2.5	2.4							
Avg. Stride Length [m]	6.0	7.4	7.4	7.3	7.3	6.9							





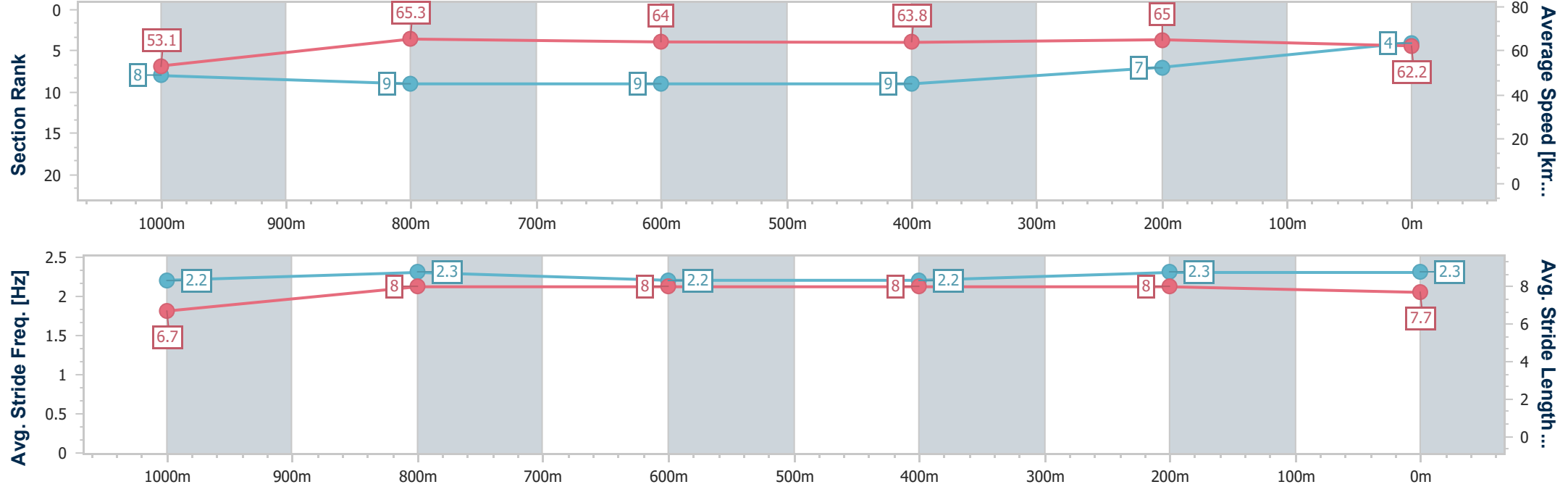
Horse/Jockey Name	Matter Of Honour
Final Rank	4
Fastest Section Time (Section)	0:10.99 (1000m)
Top Speed [km/h] (Section)	68.1 (Overall)
Race State	Finished



Doomben QLD Professional
Race 10: STRADBROKE CALCUTTA ON SALE NOW
BENCHMARK 70 Handicap - 1200m
17 April 2024 - 16:39
Track Rating: Good 4, Weather: Fine, Rail Position: +10m Entire



Section	Overall	1000m	800m	600m	400m	200m								
Section Times	1:09.64 [4] (0:13.58)	0:56.06 [8] (0:10.99)	0:45.07 [9] (0:11.26)	0:33.81 [9] (0:11.18)	0:22.63 [9] (0:11.07)	0:11.56 [7] (0:11.56)								
Average Speed [km/h]	53.1	65.3	64.0	63.8	65.0	62.2								
Top Speed [km/h]	68.1	67.2	64.8	64.7	65.9	65.1								
Avg. Dist. to Rail [m]	2.2	0.2	0.4	1.1	1.2	0.5								
Avg. Stride Freq. [Hz]	2.2	2.3	2.2	2.2	2.3	2.3								
Avg. Stride Length [m]	6.7	8.0	8.0	8.0	8.0	7.7								





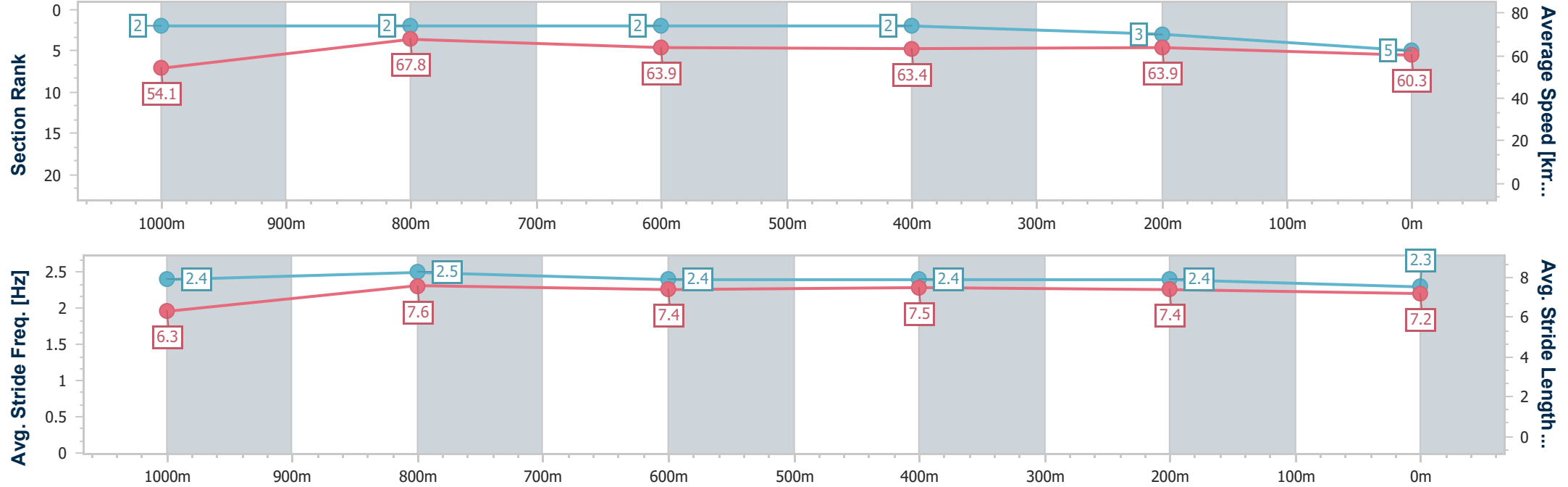
Horse/Jockey Name	Tikka Ready
Final Rank	5
Fastest Section Time (Section)	0:10.58 (1000m)
Top Speed [km/h] (Section)	70.8 (1000m)
Race State	Finished



Doomben QLD Professional
Race 10: STRADBROKE CALCUTTA ON SALE NOW
BENCHMARK 70 Handicap - 1200m
17 April 2024 - 16:39
Track Rating: Good 4, Weather: Fine, Rail Position: +10m Entire



Section	Overall	1000m	800m	600m	400m	200m								
Section Times	1:09.68 [5] (0:13.29)	0:56.39 [2] (0:10.58)	0:45.81 [2] (0:11.18)	0:34.63 [2] (0:11.39)	0:23.24 [2] (0:11.33)	0:11.91 [3] (0:11.91)								
Average Speed [km/h]	54.1	67.8	63.9	63.4	63.9	60.3								
Top Speed [km/h]	69.9	70.8	65.7	64.9	64.8	63.2								
Avg. Dist. to Rail [m]	5.5	1.1	1.0	0.5	3.7	5.2								
Avg. Stride Freq. [Hz]	2.4	2.5	2.4	2.4	2.4	2.3								
Avg. Stride Length [m]	6.3	7.6	7.4	7.5	7.4	7.2								





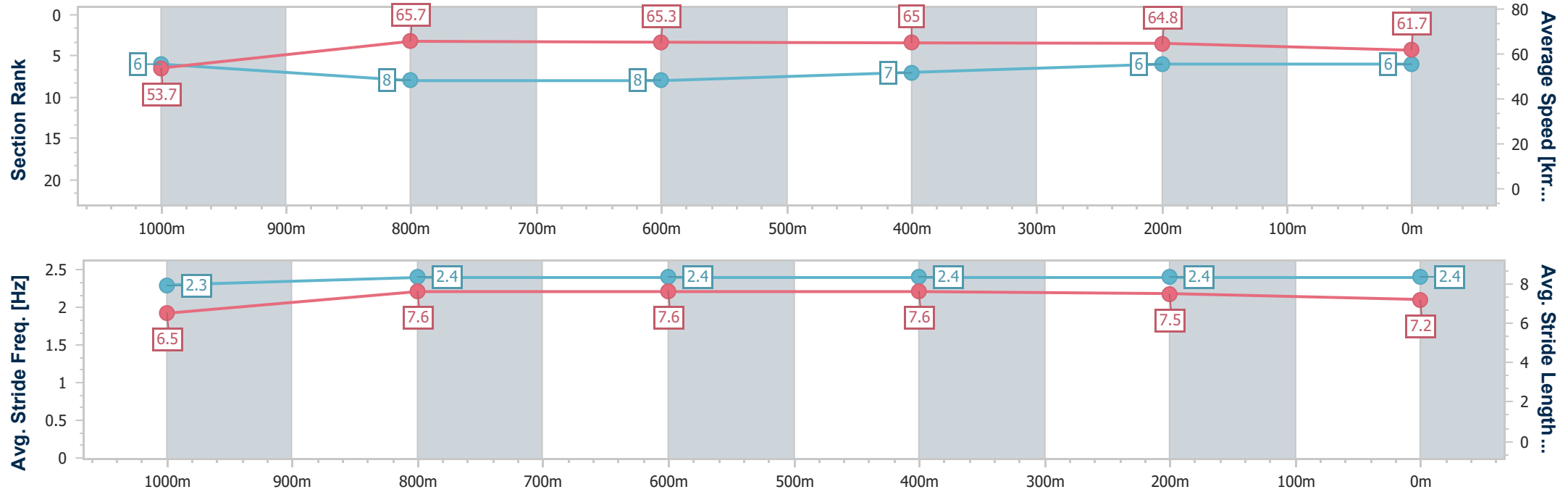
Horse/Jockey Name	Great Aspirations
Final Rank	6
Fastest Section Time (Section)	0:11.03 (1000m)
Top Speed [km/h] (Section)	67.1 (1000m)
Race State	Finished



Doomben QLD Professional
Race 10: STRADBROKE CALCUTTA ON SALE NOW
BENCHMARK 70 Handicap - 1200m
17 April 2024 - 16:39
Track Rating: Good 4, Weather: Fine, Rail Position: +10m Entire



Section	Overall	1000m	800m	600m	400m	200m								
Section Times	1:09.72 [6] (0:13.44)	0:56.28 [6] (0:11.03)	0:45.25 [8] (0:11.20)	0:34.05 [8] (0:11.24)	0:22.81 [7] (0:11.13)	0:11.68 [6] (0:11.68)								
Average Speed [km/h]	53.7	65.7	65.3	65.0	64.8	61.7								
Top Speed [km/h]	66.0	67.1	66.7	65.9	66.5	64.4								
Avg. Dist. to Rail [m]	3.8	2.4	3.0	2.6	4.4	8.0								
Avg. Stride Freq. [Hz]	2.3	2.4	2.4	2.4	2.4	2.4								
Avg. Stride Length [m]	6.5	7.6	7.6	7.6	7.5	7.2								



[] Ranking at each section and finish
-.-.- No data available at this section
NA No data available



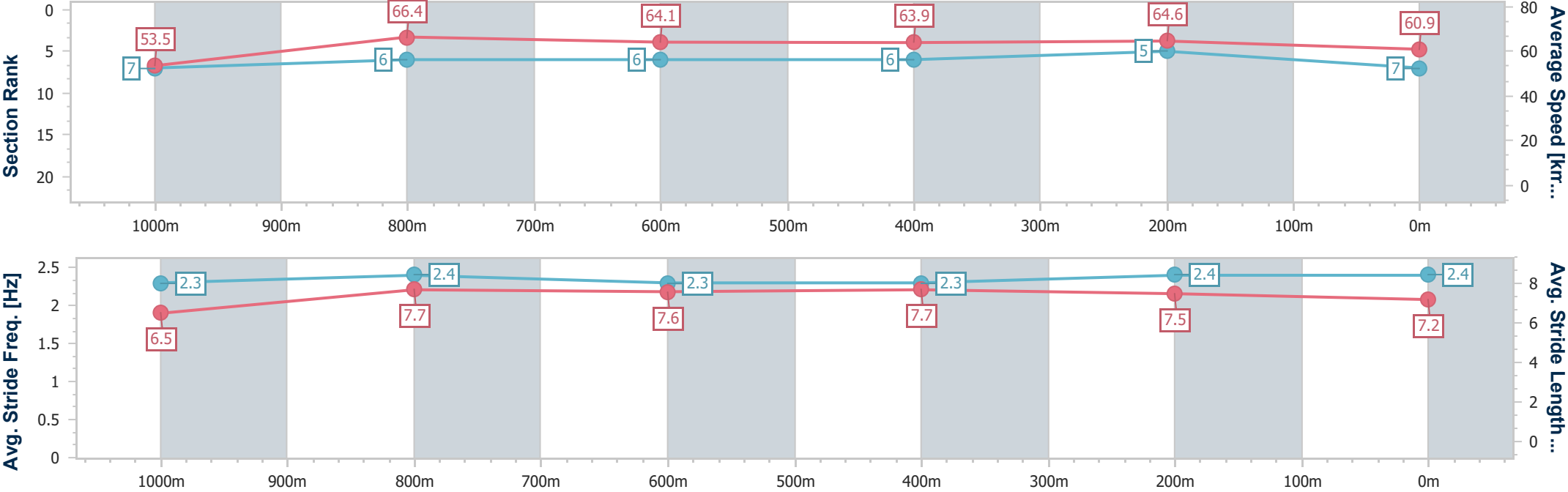
Horse/Jockey Name	Mount Fuji
Final Rank	7
Fastest Section Time (Section)	0:10.83 (1000m)
Top Speed [km/h] (Section)	68.2 (1000m)
Race State	Finished



Doomben QLD Professional
Race 10: STRADBROKE CALCUTTA ON SALE NOW
BENCHMARK 70 Handicap - 1200m
17 April 2024 - 16:39
Track Rating: Good 4, Weather: Fine, Rail Position: +10m Entire



Section	Overall	1000m	800m	600m	400m	200m							
Section Times	1:09.75 [7] (0:13.44)	0:56.31 [7] (0:10.83)	0:45.48 [6] (0:11.23)	0:34.25 [6] (0:11.27)	0:22.98 [6] (0:11.13)	0:11.85 [5] (0:11.85)							
Average Speed [km/h]	53.5	66.4	64.1	63.9	64.6	60.9							
Top Speed [km/h]	67.0	68.2	64.9	64.7	67.1	63.1							
Avg. Dist. to Rail [m]	0.5	0.6	0.4	0.3	2.2	4.0							
Avg. Stride Freq. [Hz]	2.3	2.4	2.3	2.3	2.4	2.4							
Avg. Stride Length [m]	6.5	7.7	7.6	7.7	7.5	7.2							





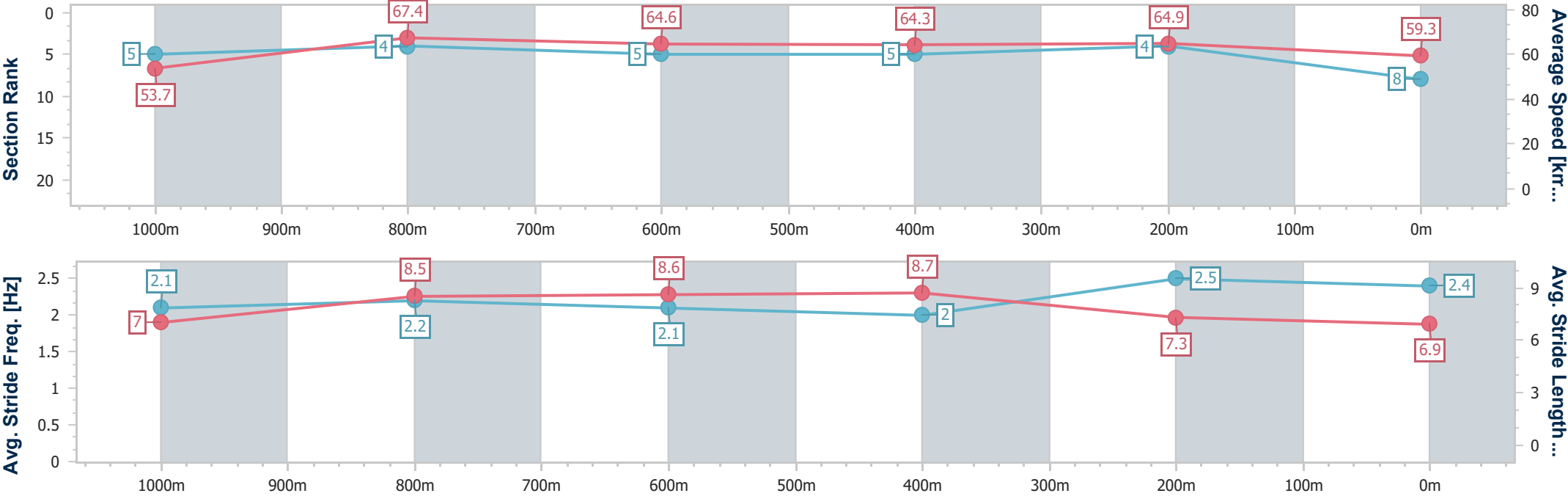
Horse/Jockey Name	Amathuba
Final Rank	8
Fastest Section Time (Section)	0:10.73 (1000m)
Top Speed [km/h] (Section)	68.0 (1000m)
Race State	Finished



Doomben QLD Professional
Race 10: STRADBROKE CALCUTTA ON SALE NOW
BENCHMARK 70 Handicap - 1200m
17 April 2024 - 16:39
Track Rating: Good 4, Weather: Fine, Rail Position: +10m Entire



Section	Overall	1000m	800m	600m	400m	200m								
Section Times	1:09.94 [8] (0:13.44)	0:56.50 [5] (0:10.73)	0:45.77 [4] (0:11.19)	0:34.58 [5] (0:11.35)	0:23.23 [5] (0:11.11)	0:12.12 [4] (0:12.12)								
Average Speed [km/h]	53.7	67.4	64.6	64.3	64.9	59.3								
Top Speed [km/h]	67.2	68.0	66.2	65.3	66.1	63.1								
Avg. Dist. to Rail [m]	2.1	1.2	1.6	1.8	2.6	4.7								
Avg. Stride Freq. [Hz]	2.1	2.2	2.1	2.0	2.5	2.4								
Avg. Stride Length [m]	7.0	8.5	8.6	8.7	7.3	6.9								





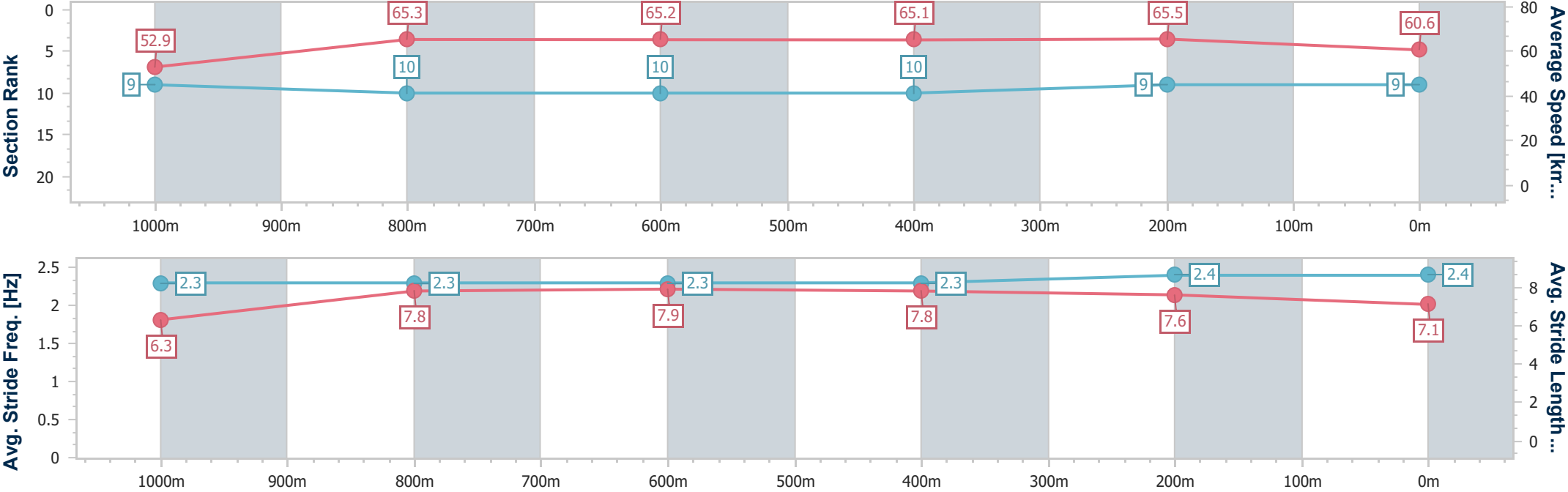
Horse/Jockey Name	Billionair Baby
Final Rank	9
Fastest Section Time (Section)	0:11.05 (1000m)
Top Speed [km/h] (Section)	67.8 (Overall)
Race State	Finished



Doomben QLD Professional
Race 10: STRADBROKE CALCUTTA ON SALE NOW
BENCHMARK 70 Handicap - 1200m
17 April 2024 - 16:39
Track Rating: Good 4, Weather: Fine, Rail Position: +10m Entire



Section	Overall	1000m	800m	600m	400m	200m								
Section Times	1:10.01 [9] (0:13.66)	0:56.35 [9] (0:11.05)	0:45.30 [10] (0:11.18)	0:34.12 [10] (0:11.20)	0:22.92 [10] (0:11.07)	0:11.85 [9] (0:11.85)								
Average Speed [km/h]	52.9	65.3	65.2	65.1	65.5	60.6								
Top Speed [km/h]	67.8	66.3	65.7	66.0	67.2	64.9								
Avg. Dist. to Rail [m]	4.0	1.6	1.6	2.7	3.5	4.8								
Avg. Stride Freq. [Hz]	2.3	2.3	2.3	2.3	2.4	2.4								
Avg. Stride Length [m]	6.3	7.8	7.9	7.8	7.6	7.1								





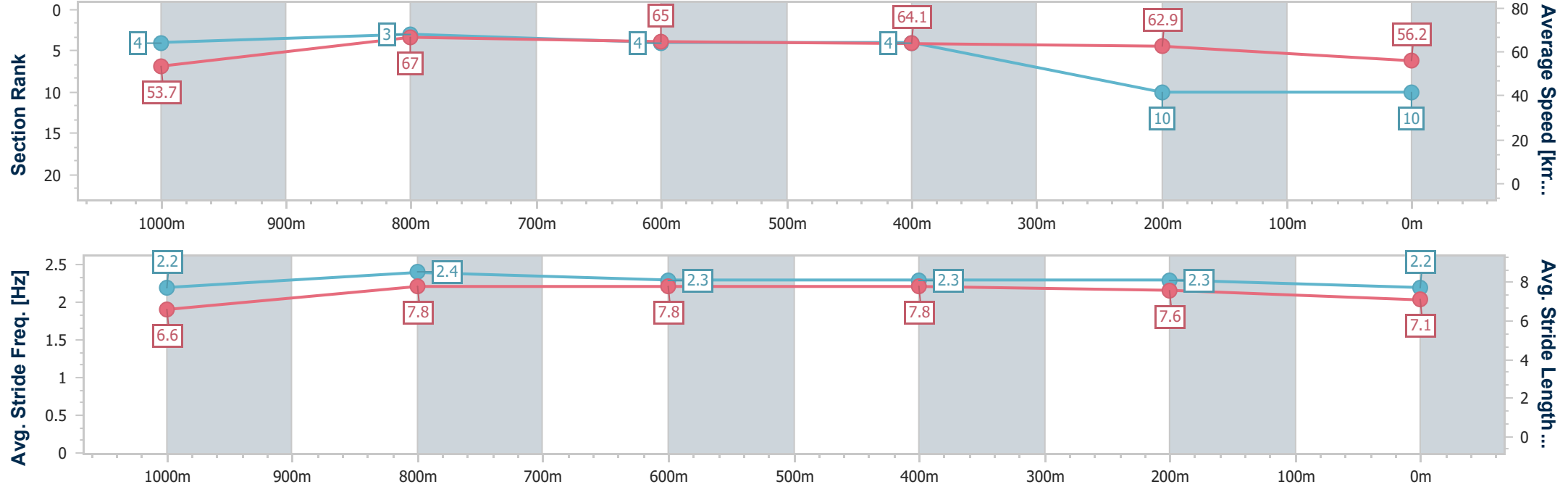
Horse/Jockey Name	Thankful Heart
Final Rank	10
Fastest Section Time (Section)	0:10.76 (1000m)
Top Speed [km/h] (Section)	68.5 (1000m)
Race State	Finished



Doomben QLD Professional
Race 10: STRADBROKE CALCUTTA ON SALE NOW
BENCHMARK 70 Handicap - 1200m
17 April 2024 - 16:39
Track Rating: Good 4, Weather: Fine, Rail Position: +10m Entire



Section	Overall	1000m	800m	600m	400m	200m								
Section Times	1:11.05 [10] (0:13.41)	0:57.64 [4] (0:10.76)	0:46.88 [3] (0:11.18)	0:35.70 [4] (0:11.36)	0:24.34 [4] (0:11.51)	0:12.83 [10] (0:12.83)								
Average Speed [km/h]	53.7	67.0	65.0	64.1	62.9	56.2								
Top Speed [km/h]	68.1	68.5	66.1	64.9	64.2	60.7								
Avg. Dist. to Rail [m]	3.9	0.7	1.7	2.3	4.3	4.3								
Avg. Stride Freq. [Hz]	2.2	2.4	2.3	2.3	2.3	2.2								
Avg. Stride Length [m]	6.6	7.8	7.8	7.8	7.6	7.1								





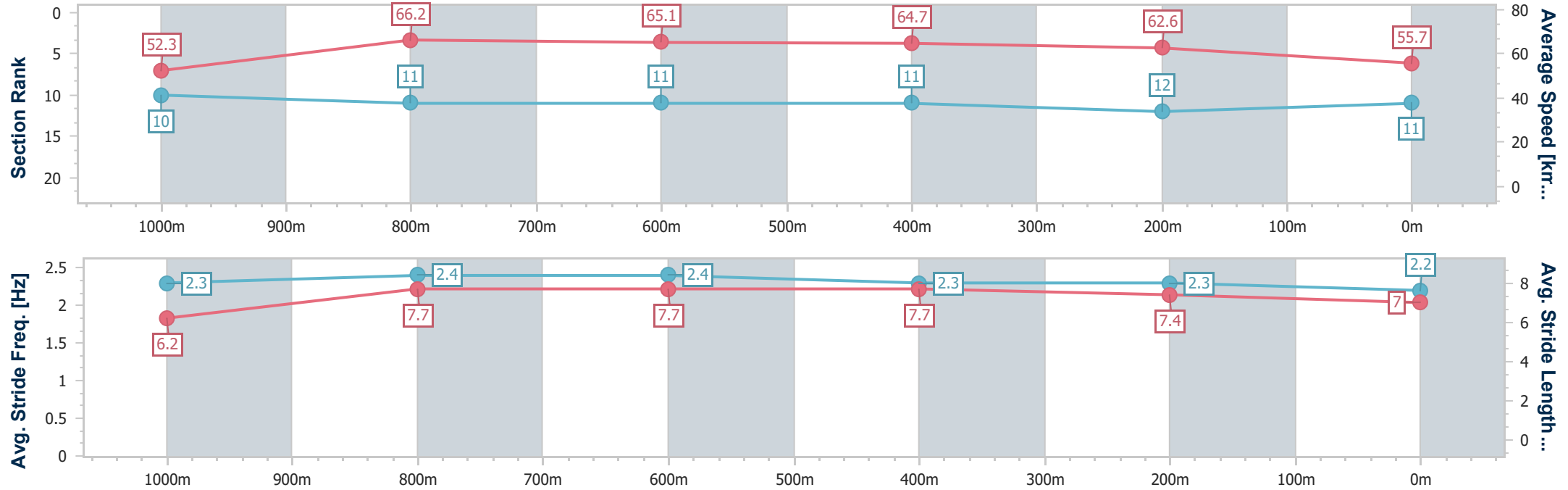
Horse/Jockey Name	Kudu
Final Rank	11
Fastest Section Time (Section)	0:10.94 (1000m)
Top Speed [km/h] (Section)	68.0 (1000m)
Race State	Finished



Doomben QLD Professional
Race 10: STRADBROKE CALCUTTA ON SALE NOW
BENCHMARK 70 Handicap - 1200m
17 April 2024 - 16:39
Track Rating: Good 4, Weather: Fine, Rail Position: +10m Entire



Section	Overall	1000m	800m	600m	400m	200m								
Section Times	1:11.65 [11] (0:13.79)	0:57.86 [10] (0:10.94)	0:46.92 [11] (0:11.18)	0:35.74 [11] (0:11.26)	0:24.48 [11] (0:11.55)	0:12.93 [12] (0:12.93)								
Average Speed [km/h]	52.3	66.2	65.1	64.7	62.6	55.7								
Top Speed [km/h]	67.5	68.0	66.4	66.0	64.3	61.4								
Avg. Dist. to Rail [m]	6.4	1.7	2.0	2.6	5.2	5.7								
Avg. Stride Freq. [Hz]	2.3	2.4	2.4	2.3	2.3	2.2								
Avg. Stride Length [m]	6.2	7.7	7.7	7.7	7.4	7.0								





Horse/Jockey Name	Spill The Tears
Final Rank	12
Fastest Section Time (Section)	0:10.64 (1000m)
Top Speed [km/h] (Section)	68.1 (1000m)
Race State	Finished



Doomben QLD Professional
Race 10: STRADBROKE CALCUTTA ON SALE NOW
BENCHMARK 70 Handicap - 1200m
17 April 2024 - 16:39
Track Rating: Good 4, Weather: Fine, Rail Position: +10m Entire



Section	Overall	1000m	800m	600m	400m	200m								
Section Times	1:12.31 [12] (0:13.81)	0:58.50 [11] (0:10.64)	0:47.86 [7] (0:11.13)	0:36.73 [7] (0:11.39)	0:25.34 [8] (0:11.58)	0:13.76 [11] (0:13.76)								
Average Speed [km/h]	52.3	67.6	65.4	64.2	62.2	52.4								
Top Speed [km/h]	66.8	68.1	67.7	65.0	64.4	57.1								
Avg. Dist. to Rail [m]	4.7	0.7	2.3	2.2	3.2	3.2								
Avg. Stride Freq. [Hz]	2.3	2.5	2.4	2.5	2.4	2.3								
Avg. Stride Length [m]	6.1	7.4	7.4	7.3	7.1	6.4								

