



Ladbroke's Cannon Park QLD Professional
Race 1: AUSTRALASIAN POINT OF SALE SOLUTIONS QTIS Maiden
Handicap - 1400m
22 April 2024 - 14:06



Track Rating: Soft 5, Weather: Fine, Rail Position: +1.5m 1000m-930m; True Remainder

| Section | | | | | Overall | 1200m | 1000m | 800m | 600m | 400m | Last 600m | |
|-------------|-----|-----------------------|---------|---------------------|----------------------|----------------------|----------------------|----------------------|----------------------|----------------------|-------------|---------------------------|
| Field Times | | | | | 1:25.69 (0:13.75) | 1:11.94 (0:10.42) | 1:01.52 (0:11.06) | 0:50.46 (0:11.31) | 0:39.15 (0:11.79) | 0:27.36 (0:14.51) | 0:39.15 | |
| Rank | TAB | Horse/Jockey | Barrier | Top Speed [km/h] | Fastest Section | | | | | | | Distance Travelled [m] |
| 1 | 6 | CYBER JAM | 5 | 69.2 | 0:10.74 | 1:25.69 [1] | 1:11.08 [6] | 1:00.34 [6] | 0:48.70 [6] | 0:36.99 [6] | 0:24.93 [6] | 0:36.99 |
| | | Jackson Murphy | | 1200m | 1200m | (0:14.61) | (0:10.74) | (0:11.64) | (0:11.71) | (0:12.06) | (0:12.26) | |
| 2 | 9 | SNUGGLE BANG YAHOO | 9 | 67.0 | 0:11.03 | 1:26.19 [2] | 1:12.19 [3] | 1:01.16 [4] | 0:49.59 [4] | 0:37.94 [5] | 0:25.66 [5] | 0:37.94 +4 |
| | | Scott Sheargold | | 1200m | 1200m | (0:14.00) | (0:11.03) | (0:11.57) | (0:11.65) | (0:12.28) | (0:12.58) | |
| 3 | 3 | KING CANUTE | 6 | 68.7 | 0:10.93 | 1:26.21 [3] | 1:12.27 [2] | 1:01.34 [3] | 0:49.77 [3] | 0:38.33 [2] | 0:26.22 [2] | 0:38.33 -2 |
| | | Nathan Thomas | | Overall | 1200m | (0:13.94) | (0:10.93) | (0:11.57) | (0:11.44) | (0:12.11) | (0:12.85) | |
| 4 | 4 | MISHANI EAGLE | 1 | 68.7 | 0:10.60 | 1:26.72 [4] | 1:12.68 [4] | 1:02.08 [2] | 0:50.35 [2] | 0:38.63 [3] | 0:26.41 [4] | 0:38.63 -6 |
| | | Tyler Leslight | | 1200m | 1200m | (0:14.04) | (0:10.60) | (0:11.73) | (0:11.72) | (0:12.22) | (0:12.72) | |
| 5 | 10 | THREDBO | 7 | 68.6 | 0:10.85 | 1:26.79 [5] | 1:12.54 [5] | 1:01.69 [5] | 0:50.14 [5] | 0:38.58 [4] | 0:26.66 [3] | 0:38.58 -4 |
| | | Chelsea Jokic | | Overall | 1200m | (0:14.25) | (0:10.85) | (0:11.55) | (0:11.56) | (0:11.92) | (0:12.98) | |
| 6 | 2 | PRIDE OF THE BIG FISH | 3 | 67.8 | 0:10.42 | 1:30.23 [6] | 1:16.48 [1] | 1:06.06 [1] | 0:55.00 [1] | 0:43.69 [1] | 0:31.90 [1] | 0:43.69 -1 |
| | | Ryan Wiggins | | 1200m | 1200m | (0:13.75) | (0:10.42) | (0:11.06) | (0:11.31) | (0:11.79) | (0:15.12) | |

Scratched: Atomic Theory (#1), Chucka Tanty (#5), Fairybower Flyer (#7), I'm Famous (#8)



Ladbrokes Cannon Park QLD Professional
Race 1: AUSTRALASIAN POINT OF SALE SOLUTIONS QTIS Maiden
Handicap - 1400m
22 April 2024 - 14:06



Track Rating: Soft 5, Weather: Fine, Rail Position: +1.5m 1000m-930m; True Remainder

| Section Field Times | | 200m 0:12.85 (0:12.85) | | Last 600m 0:39.15 | | | | | |
|------------------------|-----|------------------------------|---------|----------------------|--------------------|-------------|---------|--|---------------------------|
| Rank | TAB | Horse/Jockey | Barrier | Top Speed [km/h] | Fastest Section | Margin | | | Distance Travelled [m] |
| 1 | 6 | CYBER JAM | 5 | 69.2 | 0:10.74 | 0:12.67 [2] | 1:25.69 | | 0:36.99 |
| | | Jackson Murphy | | 1200m | 1200m | (0:12.67) | | | |
| 2 | 9 | SNUGGLE BANG YAHOO | 9 | 67.0 | 0:11.03 | 0:13.08 [4] | 2.94L | | 0:37.94 +4 |
| | | Scott Sheargold | | 1200m | 1200m | (0:13.08) | | | |
| 3 | 3 | KING CANUTE | 6 | 68.7 | 0:10.93 | 0:13.37 [1] | 3.03L | | 0:38.33 -2 |
| | | Nathan Thomas | | Overall | 1200m | (0:13.37) | | | |
| 4 | 4 | MISHANI EAGLE | 1 | 68.7 | 0:10.60 | 0:13.69 [3] | 6.01L | | 0:38.63 -6 |
| | | Tyler Leslight | | 1200m | 1200m | (0:13.69) | | | |
| 5 | 10 | THREDBO | 7 | 68.6 | 0:10.85 | 0:13.68 [5] | 6.44L | | 0:38.58 -4 |
| | | Chelsea Jokic | | Overall | 1200m | (0:13.68) | | | |
| 6 | 2 | PRIDE OF THE BIG FISH | 3 | 67.8 | 0:10.42 | 0:16.78 [6] | 26.68L | | 0:43.69 -1 |
| | | Ryan Wiggins | | 1200m | 1200m | (0:16.78) | | | |

Scratched: Atomic Theory (#1), Chucka Tanty (#5), Fairybower Flyer (#7), I'm Famous (#8)



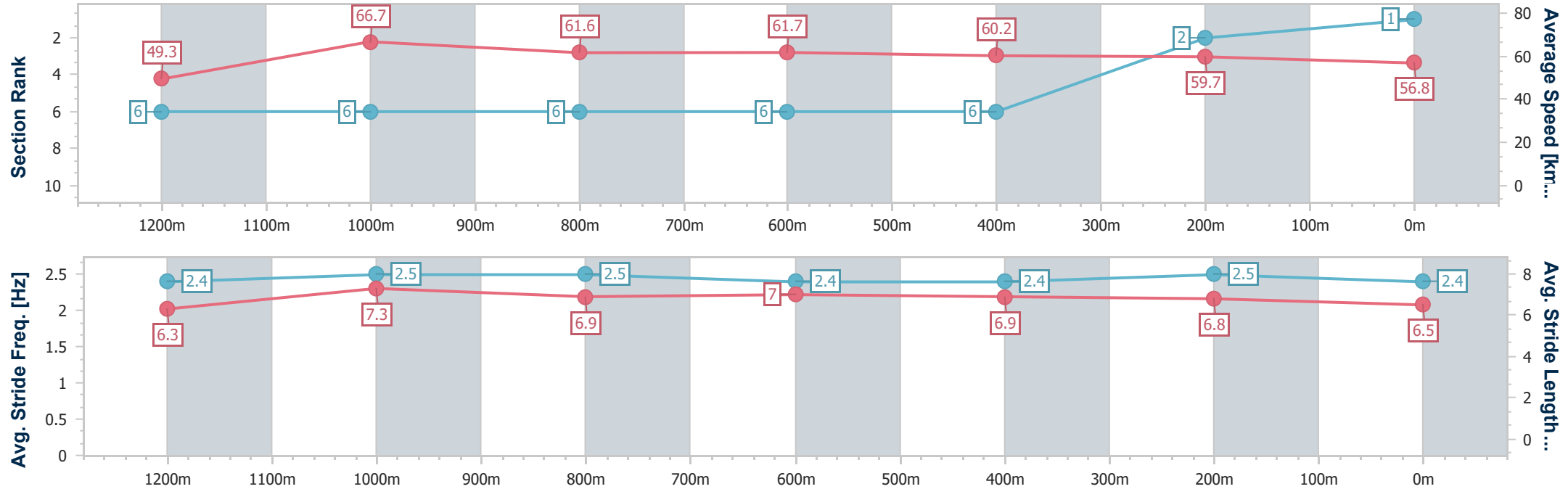
| | |
|--------------------------------|-----------------|
| Horse/Jockey Name | Cyber Jam |
| Final Rank | 1 |
| Fastest Section Time (Section) | 0:10.74 (1200m) |
| Top Speed [km/h] (Section) | 69.2 (1200m) |
| Race State | Finished |



Ladbroke's Cannon Park QLD Professional
Race 1: AUSTRALASIAN POINT OF SALE SOLUTIONS QTIS
Maiden Handicap - 1400m
22 April 2024 - 14:06
Track Rating: Soft 5, Weather: Fine, Rail Position: +1.5m 1000m-930m; True Remainder



| Section | Overall | 1200m | 1000m | 800m | 600m | 400m | 200m | | | | | | |
|------------------------|--------------------------|--------------------------|--------------------------|--------------------------|--------------------------|--------------------------|--------------------------|--|--|--|--|--|--|
| Section Times | 1:25.69 [1] (0:14.61) | 1:11.08 [6] (0:10.74) | 1:00.34 [6] (0:11.64) | 0:48.70 [6] (0:11.71) | 0:36.99 [6] (0:12.06) | 0:24.93 [6] (0:12.26) | 0:12.67 [2] (0:12.67) | | | | | | |
| Average Speed [km/h] | 49.3 | 66.7 | 61.6 | 61.7 | 60.2 | 59.7 | 56.8 | | | | | | |
| Top Speed [km/h] | 66.9 | 69.2 | 64.3 | 62.4 | 61.8 | 61.2 | 58.8 | | | | | | |
| Avg. Dist. to Rail [m] | 2.7 | 2.3 | 0.9 | 1.4 | 1.6 | 7.4 | 9.8 | | | | | | |
| Avg. Stride Freq. [Hz] | 2.4 | 2.5 | 2.5 | 2.4 | 2.4 | 2.5 | 2.4 | | | | | | |
| Avg. Stride Length [m] | 6.3 | 7.3 | 6.9 | 7.0 | 6.9 | 6.8 | 6.5 | | | | | | |





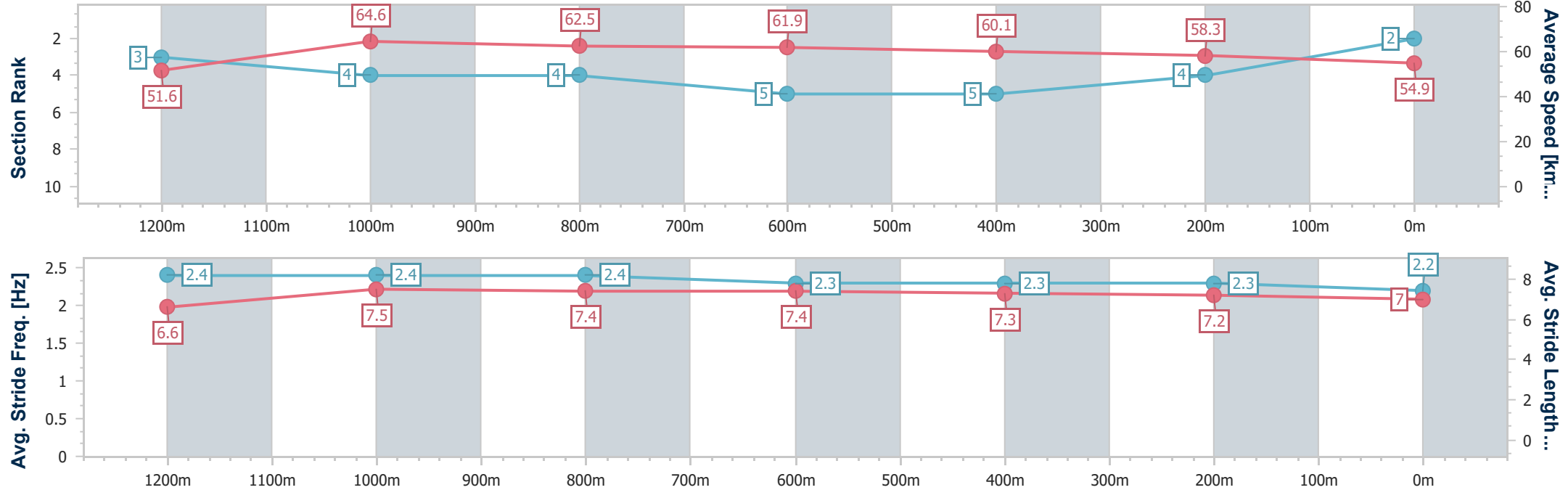
| | |
|--------------------------------|--------------------|
| Horse/Jockey Name | Snuggle Bang Yahoo |
| Final Rank | 2 |
| Fastest Section Time (Section) | 0:11.03 (1200m) |
| Top Speed [km/h] (Section) | 67.0 (1200m) |
| Race State | Finished |



Ladbroke's Cannon Park QLD Professional
Race 1: AUSTRALASIAN POINT OF SALE SOLUTIONS QTIS
Maiden Handicap - 1400m
22 April 2024 - 14:06
Track Rating: Soft 5, Weather: Fine, Rail Position: +1.5m 1000m-930m; True Remainder



| Section | Overall | 1200m | 1000m | 800m | 600m | 400m | 200m | | | | | | |
|------------------------|--------------------------|--------------------------|--------------------------|--------------------------|--------------------------|--------------------------|--------------------------|--|--|--|--|--|--|
| Section Times | 1:26.19 [2] (0:14.00) | 1:12.19 [3] (0:11.03) | 1:01.16 [4] (0:11.57) | 0:49.59 [4] (0:11.65) | 0:37.94 [5] (0:12.28) | 0:25.66 [5] (0:12.58) | 0:13.08 [4] (0:13.08) | | | | | | |
| Average Speed [km/h] | 51.6 | 64.6 | 62.5 | 61.9 | 60.1 | 58.3 | 54.9 | | | | | | |
| Top Speed [km/h] | 66.0 | 67.0 | 64.6 | 63.0 | 62.2 | 59.6 | 57.8 | | | | | | |
| Avg. Dist. to Rail [m] | 1.4 | 1.7 | 1.2 | 3.1 | 4.1 | 6.1 | 7.1 | | | | | | |
| Avg. Stride Freq. [Hz] | 2.4 | 2.4 | 2.4 | 2.3 | 2.3 | 2.3 | 2.2 | | | | | | |
| Avg. Stride Length [m] | 6.6 | 7.5 | 7.4 | 7.4 | 7.3 | 7.2 | 7.0 | | | | | | |





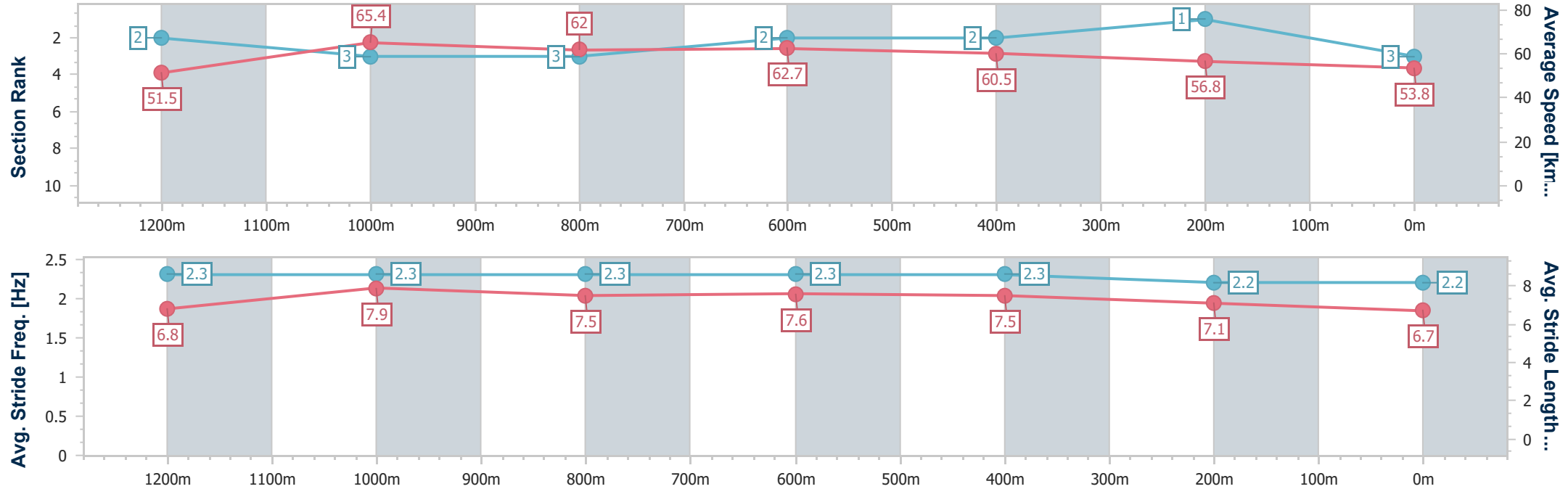
| | |
|--------------------------------|-----------------|
| Horse/Jockey Name | King Canute |
| Final Rank | 3 |
| Fastest Section Time (Section) | 0:10.93 (1200m) |
| Top Speed [km/h] (Section) | 68.7 (Overall) |
| Race State | Finished |



Ladbroke's Cannon Park QLD Professional
Race 1: AUSTRALASIAN POINT OF SALE SOLUTIONS QTIS
Maiden Handicap - 1400m
22 April 2024 - 14:06
Track Rating: Soft 5, Weather: Fine, Rail Position: +1.5m 1000m-930m; True Remainder



| Section | Overall | 1200m | 1000m | 800m | 600m | 400m | 200m | | | | | | |
|------------------------|--------------------------|--------------------------|--------------------------|--------------------------|--------------------------|--------------------------|--------------------------|--|--|--|--|--|--|
| Section Times | 1:26.21 [3] (0:13.94) | 1:12.27 [2] (0:10.93) | 1:01.34 [3] (0:11.57) | 0:49.77 [3] (0:11.44) | 0:38.33 [2] (0:12.11) | 0:26.22 [2] (0:12.85) | 0:13.37 [1] (0:13.37) | | | | | | |
| Average Speed [km/h] | 51.5 | 65.4 | 62.0 | 62.7 | 60.5 | 56.8 | 53.8 | | | | | | |
| Top Speed [km/h] | 68.7 | 67.3 | 63.6 | 63.8 | 62.8 | 58.5 | 55.6 | | | | | | |
| Avg. Dist. to Rail [m] | 3.4 | 2.8 | 1.3 | 1.3 | 2.1 | 5.5 | 6.2 | | | | | | |
| Avg. Stride Freq. [Hz] | 2.3 | 2.3 | 2.3 | 2.3 | 2.3 | 2.2 | 2.2 | | | | | | |
| Avg. Stride Length [m] | 6.8 | 7.9 | 7.5 | 7.6 | 7.5 | 7.1 | 6.7 | | | | | | |





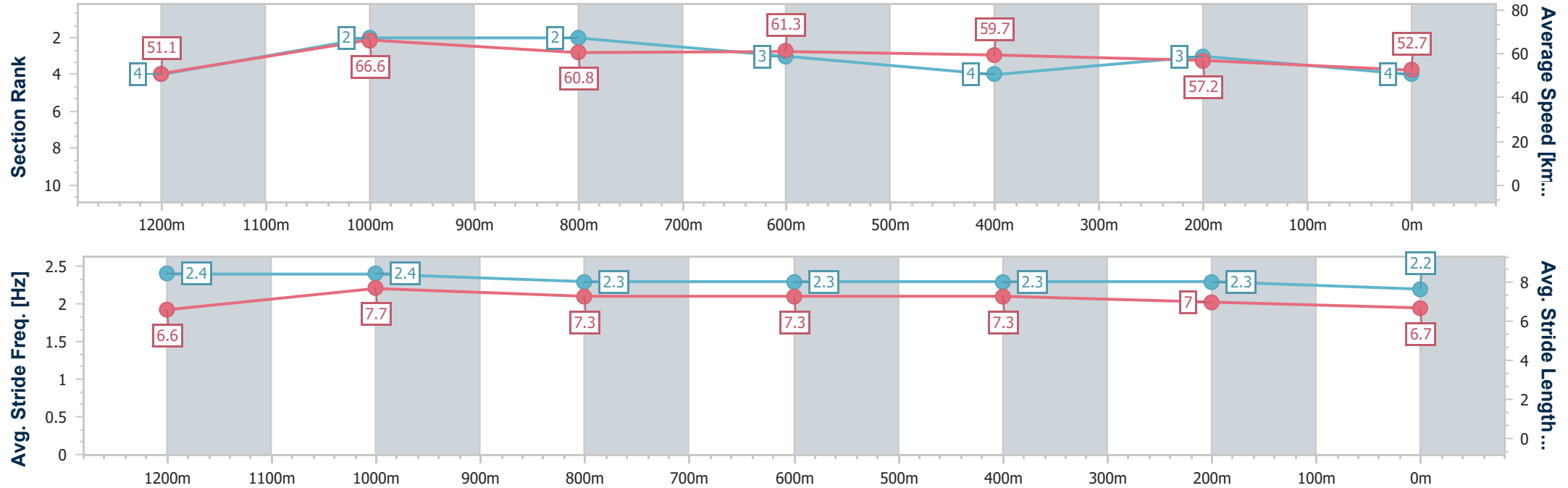
| | |
|--------------------------------|-----------------|
| Horse/Jockey Name | Mishani Eagle |
| Final Rank | 4 |
| Fastest Section Time (Section) | 0:10.60 (1200m) |
| Top Speed [km/h] (Section) | 68.7 (1200m) |
| Race State | Finished |



Ladbroke's Cannon Park QLD Professional
Race 1: AUSTRALASIAN POINT OF SALE SOLUTIONS QTIS
Maiden Handicap - 1400m
22 April 2024 - 14:06
Track Rating: Soft 5, Weather: Fine, Rail Position: +1.5m 1000m-930m; True Remainder



| Section | Overall | 1200m | 1000m | 800m | 600m | 400m | 200m | | | | | | |
|------------------------|--------------------------|--------------------------|--------------------------|--------------------------|--------------------------|--------------------------|--------------------------|--|--|--|--|--|--|
| Section Times | 1:26.72 [4] (0:14.04) | 1:12.68 [4] (0:10.60) | 1:02.08 [2] (0:11.73) | 0:50.35 [2] (0:11.72) | 0:38.63 [3] (0:12.22) | 0:26.41 [4] (0:12.72) | 0:13.69 [3] (0:13.69) | | | | | | |
| Average Speed [km/h] | 51.1 | 66.6 | 60.8 | 61.3 | 59.7 | 57.2 | 52.7 | | | | | | |
| Top Speed [km/h] | 68.6 | 68.7 | 63.6 | 62.4 | 61.4 | 58.3 | 56.7 | | | | | | |
| Avg. Dist. to Rail [m] | 6.0 | 5.6 | 2.0 | 0.6 | 1.9 | 3.1 | 1.5 | | | | | | |
| Avg. Stride Freq. [Hz] | 2.4 | 2.4 | 2.3 | 2.3 | 2.3 | 2.3 | 2.2 | | | | | | |
| Avg. Stride Length [m] | 6.6 | 7.7 | 7.3 | 7.3 | 7.3 | 7.0 | 6.7 | | | | | | |





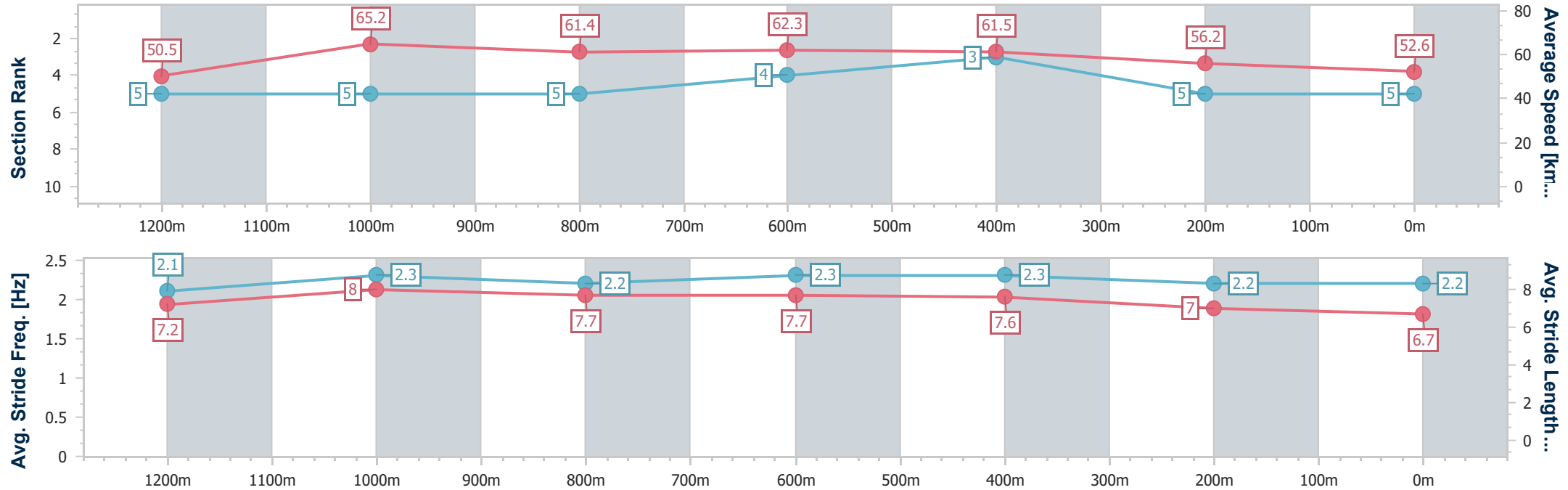
| | |
|--------------------------------|-----------------|
| Horse/Jockey Name | Thredbo |
| Final Rank | 5 |
| Fastest Section Time (Section) | 0:10.85 (1200m) |
| Top Speed [km/h] (Section) | 68.6 (Overall) |
| Race State | Finished |



Ladbroke's Cannon Park QLD Professional
Race 1: AUSTRALASIAN POINT OF SALE SOLUTIONS QTIS
Maiden Handicap - 1400m
22 April 2024 - 14:06
Track Rating: Soft 5, Weather: Fine, Rail Position: +1.5m 1000m-930m; True Remainder



| Section | Overall | 1200m | 1000m | 800m | 600m | 400m | 200m | | | | | | |
|------------------------|--------------------------|--------------------------|--------------------------|--------------------------|--------------------------|--------------------------|--------------------------|--|--|--|--|--|--|
| Section Times | 1:26.79 [5] (0:14.25) | 1:12.54 [5] (0:10.85) | 1:01.69 [5] (0:11.55) | 0:50.14 [5] (0:11.56) | 0:38.58 [4] (0:11.92) | 0:26.66 [3] (0:12.98) | 0:13.68 [5] (0:13.68) | | | | | | |
| Average Speed [km/h] | 50.5 | 65.2 | 61.4 | 62.3 | 61.5 | 56.2 | 52.6 | | | | | | |
| Top Speed [km/h] | 68.6 | 68.6 | 62.9 | 63.9 | 63.0 | 58.5 | 54.9 | | | | | | |
| Avg. Dist. to Rail [m] | 3.6 | 5.4 | 2.1 | 0.2 | 2.1 | 6.5 | 6.8 | | | | | | |
| Avg. Stride Freq. [Hz] | 2.1 | 2.3 | 2.2 | 2.3 | 2.3 | 2.2 | 2.2 | | | | | | |
| Avg. Stride Length [m] | 7.2 | 8.0 | 7.7 | 7.7 | 7.6 | 7.0 | 6.7 | | | | | | |





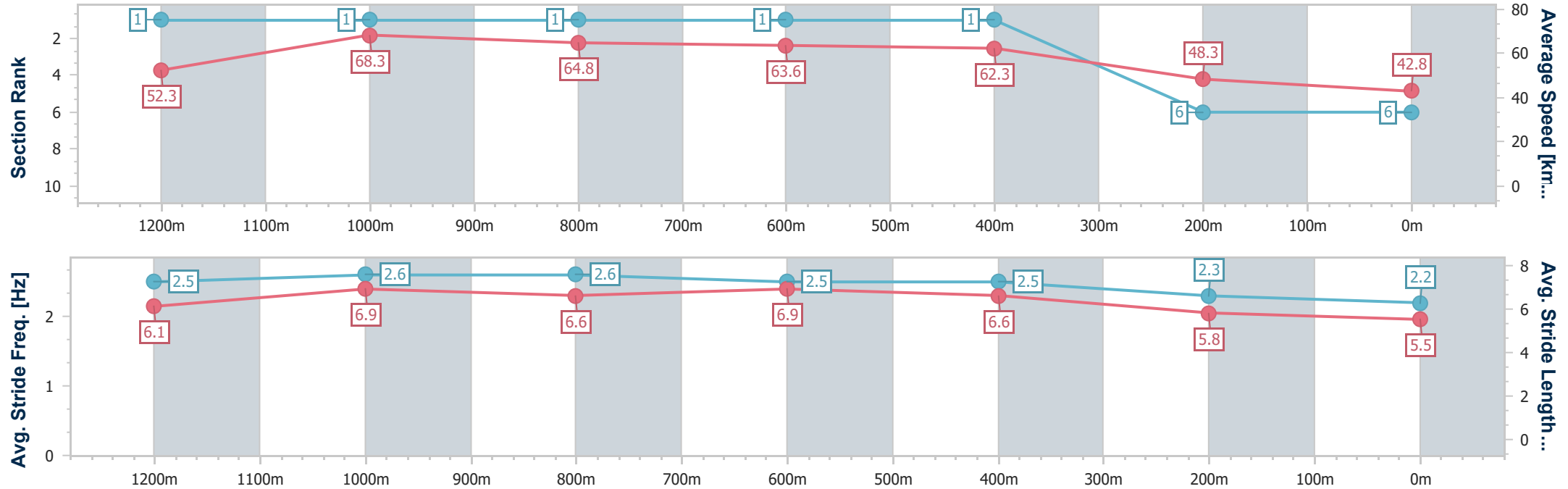
| | |
|--------------------------------|-------------------|
| Horse/Jockey Name | Prideofthebigfish |
| Final Rank | 6 |
| Fastest Section Time (Section) | 0:10.42 (1200m) |
| Top Speed [km/h] (Section) | 67.8 (1200m) |
| Race State | Finished |



Ladbroke's Cannon Park QLD Professional
Race 1: AUSTRALASIAN POINT OF SALE SOLUTIONS QTIS
Maiden Handicap - 1400m
22 April 2024 - 14:06
Track Rating: Soft 5, Weather: Fine, Rail Position: +1.5m 1000m-930m; True Remainder



| Section | Overall | 1200m | 1000m | 800m | 600m | 400m | 200m | | | | | | |
|------------------------|--------------------------|--------------------------|--------------------------|--------------------------|--------------------------|--------------------------|--------------------------|--|--|--|--|--|--|
| Section Times | 1:30.23 [6] (0:13.75) | 1:16.48 [1] (0:10.42) | 1:06.06 [1] (0:11.06) | 0:55.00 [1] (0:11.31) | 0:43.69 [1] (0:11.79) | 0:31.90 [1] (0:15.12) | 0:16.78 [6] (0:16.78) | | | | | | |
| Average Speed [km/h] | 52.3 | 68.3 | 64.8 | 63.6 | 62.3 | 48.3 | 42.8 | | | | | | |
| Top Speed [km/h] | 66.1 | 67.8 | 62.3 | 61.3 | 62.1 | 57.4 | 44.4 | | | | | | |
| Avg. Dist. to Rail [m] | 3.5 | 3.3 | 1.3 | 1.7 | 2.8 | 4.6 | 4.1 | | | | | | |
| Avg. Stride Freq. [Hz] | 2.5 | 2.6 | 2.6 | 2.5 | 2.5 | 2.3 | 2.2 | | | | | | |
| Avg. Stride Length [m] | 6.1 | 6.9 | 6.6 | 6.9 | 6.6 | 5.8 | 5.5 | | | | | | |





Ladbrokes Cannon Park QLD Professional
Race 2: GATA PLASTERING Maiden Handicap - 950m
22 April 2024 - 14:35



Track Rating: Soft 5, Weather: Fine, Rail Position: +1.5m 1000m-930m; True Remainder

| Section | | | | | | Overall | 800m | 600m | 400m | 200m | Last 600m | | |
|-------------|-----|--------------------|---------|---------------------|--------------------|----------------------|----------------------|----------------------|----------------------|----------------------|-----------|------------|--|
| Field Times | | | | | | 0:56.66 (0:10.35) | 0:46.31 (0:10.69) | 0:35.62 (0:11.26) | 0:24.36 (0:12.04) | 0:12.32 (0:12.32) | 0:35.62 | | |
| Rank | TAB | Horse/Jockey | Barrier | Top Speed [km/h] | Fastest Section | | | | | | Margin | | |
| 1 | 8 | IMPERIUM | 1 | 67.7 | 0:10.89 | 0:56.66 [1] | 0:45.77 [7] | 0:34.73 [8] | 0:23.30 [8] | 0:11.84 [6] | 0:56.66 | 0:34.73 | |
| | | Denicious Smith | | 800m | Overall | (0:10.89) | (0:11.04) | (0:11.43) | (0:11.46) | (0:11.84) | | | |
| 2 | 1 | MAROONS | 2 | 68.5 | 0:10.61 | 0:56.73 [2] | 0:46.12 [4] | 0:35.33 [4] | 0:24.08 [3] | 0:12.29 [3] | 0.41L | 0:35.33 -2 | |
| | | Chris Whiteley | | 800m | Overall | (0:10.61) | (0:10.79) | (0:11.25) | (0:11.79) | (0:12.29) | | | |
| 2 | 2 | WANDERLEI | 7 | 69.3 | 0:10.75 | 0:56.73 [2] | 0:45.90 [6] | 0:35.15 [5] | 0:23.77 [6] | 0:11.84 [7] | 0.41L | 0:35.15 +0 | |
| | | Adrian Layt | | 800m | 800m | (0:10.83) | (0:10.75) | (0:11.38) | (0:11.93) | (0:11.84) | | | |
| 4 | 7 | ENUFF STOP IT | 4 | 69.0 | 0:10.41 | 0:56.78 [4] | 0:46.37 [2] | 0:35.64 [3] | 0:24.47 [2] | 0:12.43 [2] | 0.71L | 0:35.64 -8 | |
| | | Chelsea Jokic | | 800m | Overall | (0:10.41) | (0:10.73) | (0:11.17) | (0:12.04) | (0:12.43) | | | |
| 5 | 4 | PURPOSE 'N' VISION | 6 | 68.3 | 0:10.95 | 0:56.90 [5] | 0:45.95 [8] | 0:34.99 [7] | 0:23.75 [7] | 0:12.20 [4] | 1.41L | 0:34.99 -3 | |
| | | Lacey Morrison | | 600m | Overall | (0:10.95) | (0:10.96) | (0:11.24) | (0:11.55) | (0:12.20) | | | |
| 6 | 3 | HARDTOCRACK | 3 | 67.8 | 0:10.35 | 0:57.06 [6] | 0:46.71 [1] | 0:36.02 [1] | 0:24.37 [4] | 0:12.16 [8] | 2.35L | 0:36.02 +5 | |
| | | Jackson Murphy | | 800m | Overall | (0:10.35) | (0:10.69) | (0:11.65) | (0:12.21) | (0:12.16) | | | |
| 7 | 5 | JUST JONESY | 5 | 67.9 | 0:10.75 | 0:57.14 [7] | 0:46.39 [5] | 0:35.54 [6] | 0:24.24 [5] | 0:12.41 [5] | 2.82L | 0:35.54 -3 | |
| | | Scott Sheargold | | 800m | Overall | (0:10.75) | (0:10.85) | (0:11.30) | (0:11.83) | (0:12.41) | | | |
| 8 | 6 | JAAKUNA | 8 | 69.7 | 0:10.52 | 0:57.16 [8] | 0:46.64 [3] | 0:36.10 [2] | 0:24.86 [1] | 0:12.82 [1] | 2.94L | 0:36.10 -2 | |
| | | Nathan Thomas | | 800m | Overall | (0:10.52) | (0:10.54) | (0:11.24) | (0:12.04) | (0:12.82) | | | |

Scratched: Sirene Rouge (#9)



| | |
|--------------------------------|-------------------|
| Horse/Jockey Name | Imperium |
| Final Rank | 1 |
| Fastest Section Time (Section) | 0:10.89 (Overall) |
| Top Speed [km/h] (Section) | 67.7 (800m) |
| Race State | Finished |

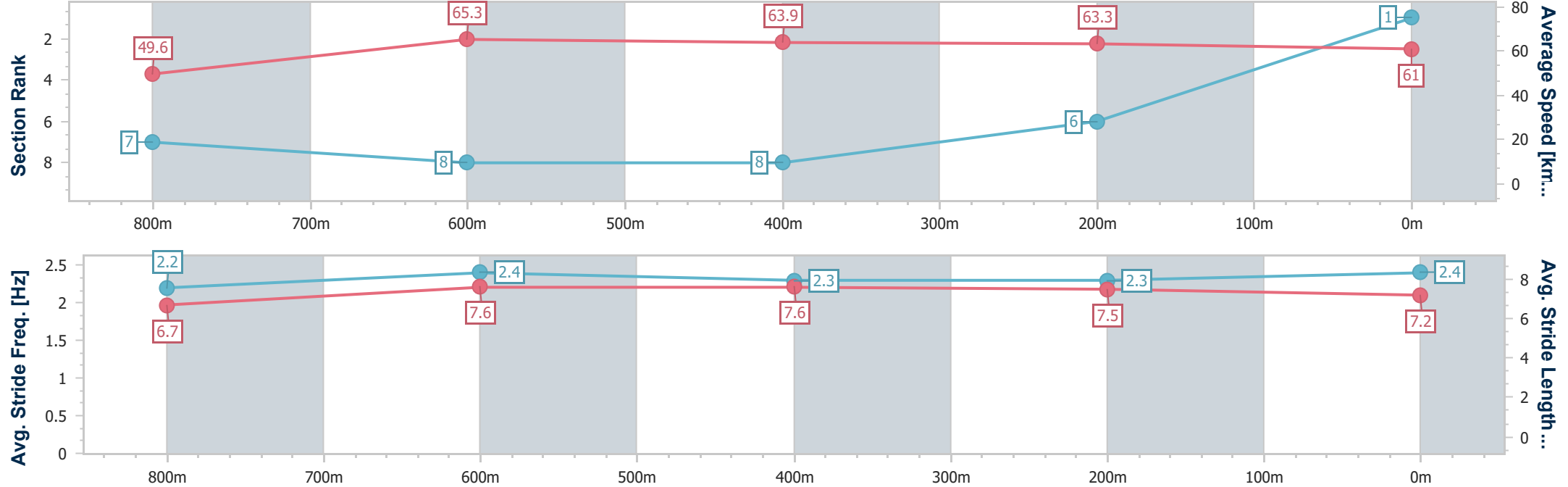


Ladbrokes Cannon Park QLD Professional
Race 2: GATA PLASTERING Maiden Handicap - 950m

22 April 2024 - 14:35
Track Rating: Soft 5, Weather: Fine, Rail Position: +1.5m 1000m-930m; True Remainder



| Section | Overall | 800m | 600m | 400m | 200m | | | | | | | | | | |
|------------------------|--------------------------|--------------------------|--------------------------|--------------------------|--------------------------|--|--|--|--|--|--|--|--|--|--|
| Section Times | 0:56.66 [1] (0:10.89) | 0:45.77 [7] (0:11.04) | 0:34.73 [8] (0:11.43) | 0:23.30 [8] (0:11.46) | 0:11.84 [6] (0:11.84) | | | | | | | | | | |
| Average Speed [km/h] | 49.6 | 65.3 | 63.9 | 63.3 | 61.0 | | | | | | | | | | |
| Top Speed [km/h] | 67.6 | 67.7 | 66.3 | 64.5 | 63.3 | | | | | | | | | | |
| Avg. Dist. to Rail [m] | 5.7 | 3.2 | 2.7 | 2.3 | 1.9 | | | | | | | | | | |
| Avg. Stride Freq. [Hz] | 2.2 | 2.4 | 2.3 | 2.3 | 2.4 | | | | | | | | | | |
| Avg. Stride Length [m] | 6.7 | 7.6 | 7.6 | 7.5 | 7.2 | | | | | | | | | | |



[] Ranking at each section and finish
-.-.- No data available at this section
NA No data available



| | |
|--------------------------------|-------------------|
| Horse/Jockey Name | Maroons |
| Final Rank | 2 |
| Fastest Section Time (Section) | 0:10.61 (Overall) |
| Top Speed [km/h] (Section) | 68.5 (800m) |
| Race State | Finished |

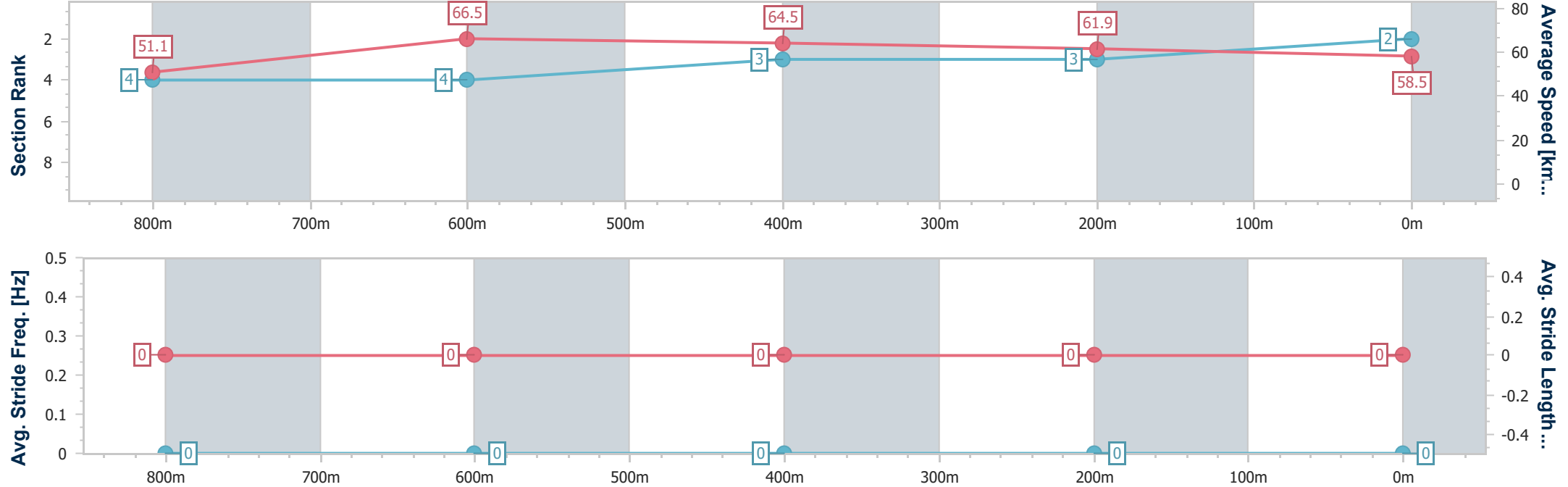


Ladbrokes Cannon Park QLD Professional
Race 2: GATA PLASTERING Maiden Handicap - 950m

22 April 2024 - 14:35
Track Rating: Soft 5, Weather: Fine, Rail Position: +1.5m 1000m-930m; True Remainder



| Section | Overall | 800m | 600m | 400m | 200m | | | | | | | | | |
|------------------------|--------------------------|--------------------------|--------------------------|--------------------------|--------------------------|--|--|--|--|--|--|--|--|--|
| Section Times | 0:56.73 [2] (0:10.61) | 0:46.12 [4] (0:10.79) | 0:35.33 [4] (0:11.25) | 0:24.08 [3] (0:11.79) | 0:12.29 [3] (0:12.29) | | | | | | | | | |
| Average Speed [km/h] | 51.1 | 66.5 | 64.5 | 61.9 | 58.5 | | | | | | | | | |
| Top Speed [km/h] | 68.3 | 68.5 | 66.3 | 64.4 | 61.5 | | | | | | | | | |
| Avg. Dist. to Rail [m] | 2.5 | 0.5 | 1.6 | 5.2 | 5.9 | | | | | | | | | |
| Avg. Stride Freq. [Hz] | --.- | --.- | --.- | --.- | --.- | | | | | | | | | |
| Avg. Stride Length [m] | --.- | --.- | --.- | --.- | --.- | | | | | | | | | |





| | |
|--------------------------------|----------------|
| Horse/Jockey Name | Wanderlei |
| Final Rank | 2 |
| Fastest Section Time (Section) | 0:10.75 (800m) |
| Top Speed [km/h] (Section) | 69.3 (800m) |
| Race State | Finished |

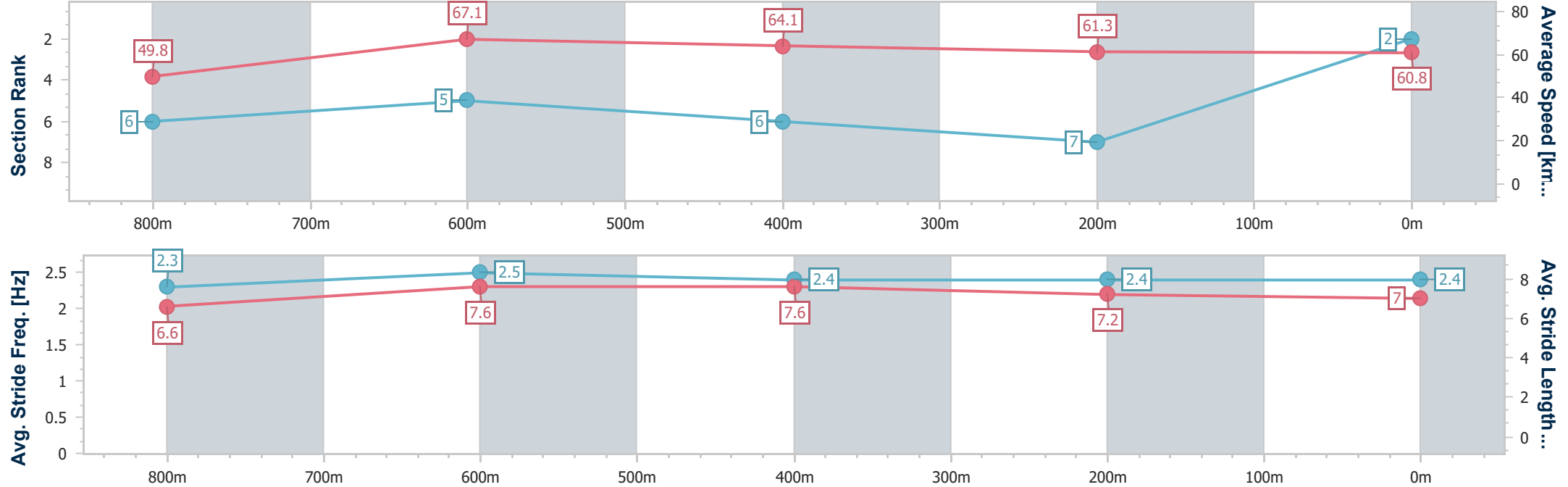


Ladbrokes Cannon Park QLD Professional
Race 2: GATA PLASTERING Maiden Handicap - 950m

22 April 2024 - 14:35
Track Rating: Soft 5, Weather: Fine, Rail Position: +1.5m 1000m-930m; True Remainder



| Section | Overall | 800m | 600m | 400m | 200m | | | | | | | | | | |
|------------------------|--------------------------|--------------------------|--------------------------|--------------------------|--------------------------|--|--|--|--|--|--|--|--|--|--|
| Section Times | 0:56.73 [2] (0:10.83) | 0:45.90 [6] (0:10.75) | 0:35.15 [5] (0:11.38) | 0:23.77 [6] (0:11.93) | 0:11.84 [7] (0:11.84) | | | | | | | | | | |
| Average Speed [km/h] | 49.8 | 67.1 | 64.1 | 61.3 | 60.8 | | | | | | | | | | |
| Top Speed [km/h] | 69.3 | 69.3 | 66.7 | 63.0 | 63.9 | | | | | | | | | | |
| Avg. Dist. to Rail [m] | 5.9 | 0.8 | 2.7 | 7.1 | 9.7 | | | | | | | | | | |
| Avg. Stride Freq. [Hz] | 2.3 | 2.5 | 2.4 | 2.4 | 2.4 | | | | | | | | | | |
| Avg. Stride Length [m] | 6.6 | 7.6 | 7.6 | 7.2 | 7.0 | | | | | | | | | | |



[] Ranking at each section and finish
-.-.- No data available at this section
NA No data available



| | |
|--------------------------------|-------------------|
| Horse/Jockey Name | Enuff Stop It |
| Final Rank | 4 |
| Fastest Section Time (Section) | 0:10.41 (Overall) |
| Top Speed [km/h] (Section) | 69.0 (800m) |
| Race State | Finished |

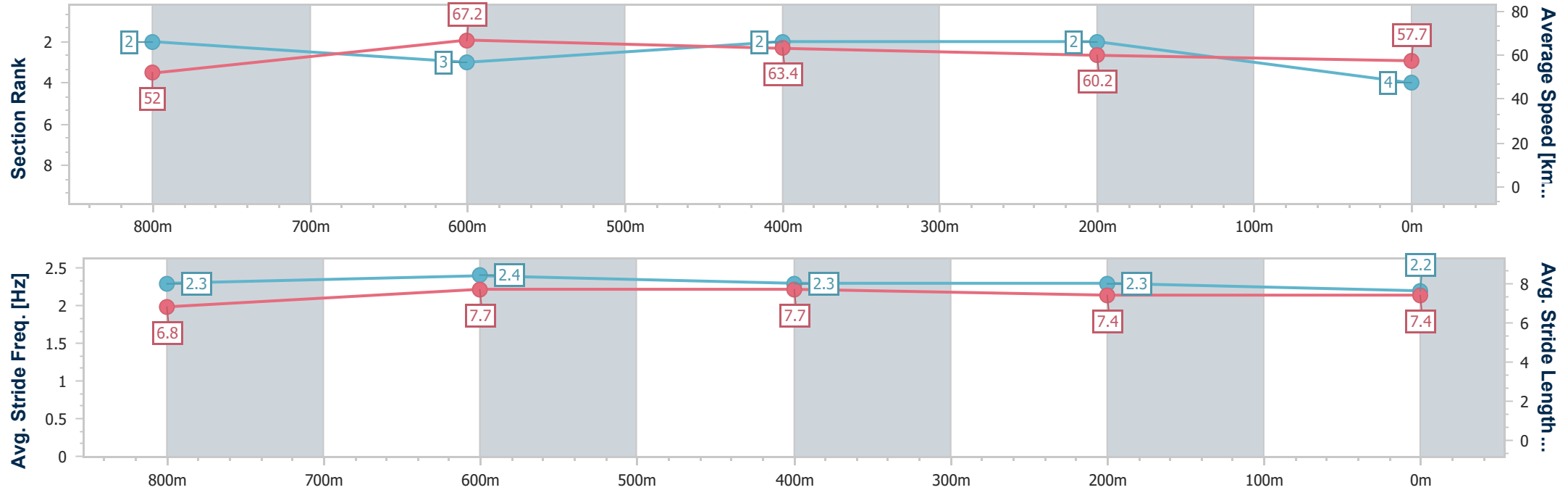


Ladbrokes Cannon Park QLD Professional
Race 2: GATA PLASTERING Maiden Handicap - 950m

22 April 2024 - 14:35
Track Rating: Soft 5, Weather: Fine, Rail Position: +1.5m 1000m-930m; True Remainder



| Section | Overall | 800m | 600m | 400m | 200m | | | | | | | | | | |
|------------------------|--------------------------|--------------------------|--------------------------|--------------------------|--------------------------|--|--|--|--|--|--|--|--|--|--|
| Section Times | 0:56.78 [4] (0:10.41) | 0:46.37 [2] (0:10.73) | 0:35.64 [3] (0:11.17) | 0:24.47 [2] (0:12.04) | 0:12.43 [2] (0:12.43) | | | | | | | | | | |
| Average Speed [km/h] | 52.0 | 67.2 | 63.4 | 60.2 | 57.7 | | | | | | | | | | |
| Top Speed [km/h] | 67.7 | 69.0 | 65.9 | 62.0 | 59.7 | | | | | | | | | | |
| Avg. Dist. to Rail [m] | 2.3 | 1.8 | 2.9 | 2.8 | 2.4 | | | | | | | | | | |
| Avg. Stride Freq. [Hz] | 2.3 | 2.4 | 2.3 | 2.3 | 2.2 | | | | | | | | | | |
| Avg. Stride Length [m] | 6.8 | 7.7 | 7.7 | 7.4 | 7.4 | | | | | | | | | | |



- [] Ranking at each section and finish
- .-.-.- No data available at this section
- NA No data available



| | |
|--------------------------------|--------------------|
| Horse/Jockey Name | Purpose 'N' Vision |
| Final Rank | 5 |
| Fastest Section Time (Section) | 0:10.95 (Overall) |
| Top Speed [km/h] (Section) | 68.3 (600m) |
| Race State | Finished |

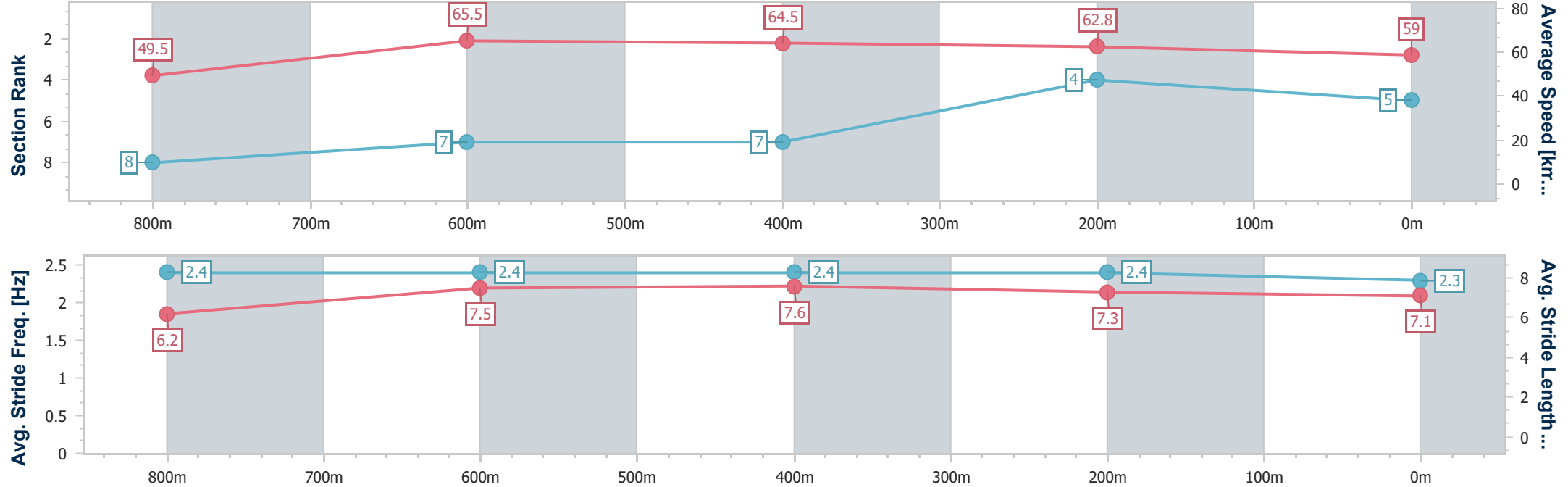


Ladbrokes Cannon Park QLD Professional
Race 2: GATA PLASTERING Maiden Handicap - 950m

22 April 2024 - 14:35
Track Rating: Soft 5, Weather: Fine, Rail Position: +1.5m 1000m-930m; True Remainder



| Section | Overall | 800m | 600m | 400m | 200m | | | | | | | | | | |
|------------------------|--------------------------|--------------------------|--------------------------|--------------------------|--------------------------|--|--|--|--|--|--|--|--|--|--|
| Section Times | 0:56.90 [5] (0:10.95) | 0:45.95 [8] (0:10.96) | 0:34.99 [7] (0:11.24) | 0:23.75 [7] (0:11.55) | 0:12.20 [4] (0:12.20) | | | | | | | | | | |
| Average Speed [km/h] | 49.5 | 65.5 | 64.5 | 62.8 | 59.0 | | | | | | | | | | |
| Top Speed [km/h] | 67.1 | 67.8 | 68.3 | 64.7 | 63.3 | | | | | | | | | | |
| Avg. Dist. to Rail [m] | 5.6 | 1.4 | 0.8 | 3.7 | 3.9 | | | | | | | | | | |
| Avg. Stride Freq. [Hz] | 2.4 | 2.4 | 2.4 | 2.4 | 2.3 | | | | | | | | | | |
| Avg. Stride Length [m] | 6.2 | 7.5 | 7.6 | 7.3 | 7.1 | | | | | | | | | | |



- [] Ranking at each section and finish
- .-.-.- No data available at this section
- NA No data available



| | |
|--------------------------------|-------------------|
| Horse/Jockey Name | Hardtocrack |
| Final Rank | 6 |
| Fastest Section Time (Section) | 0:10.35 (Overall) |
| Top Speed [km/h] (Section) | 67.8 (800m) |
| Race State | Finished |

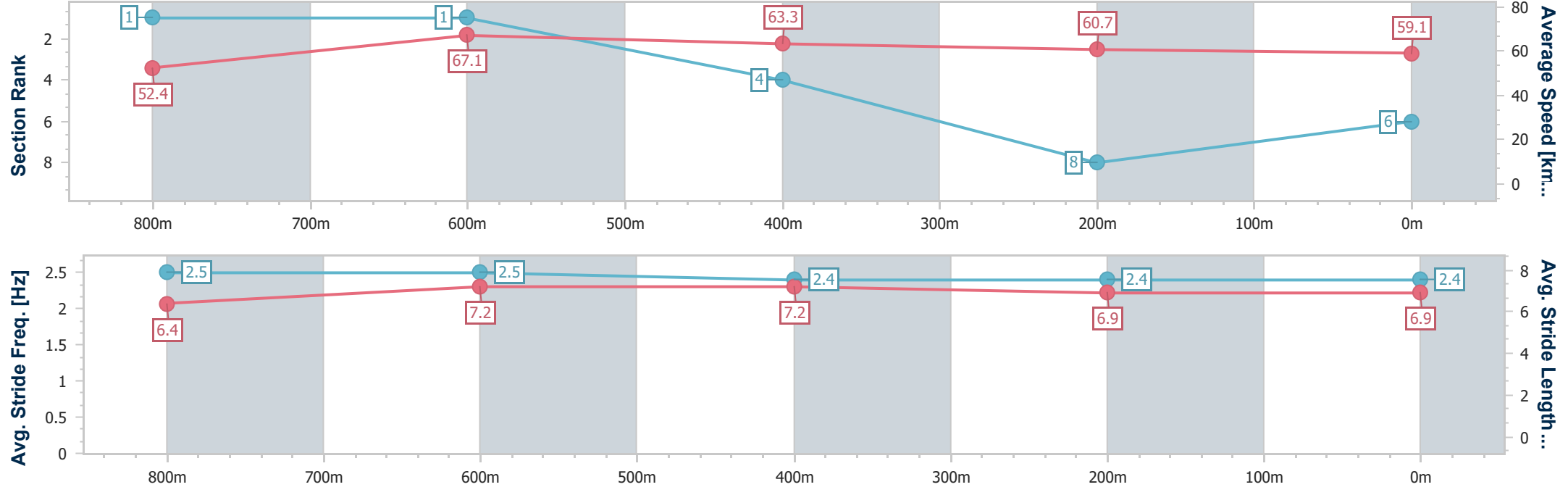


Ladbrokes Cannon Park QLD Professional
Race 2: GATA PLASTERING Maiden Handicap - 950m

22 April 2024 - 14:35
Track Rating: Soft 5, Weather: Fine, Rail Position: +1.5m 1000m-930m; True Remainder



| Section | Overall | 800m | 600m | 400m | 200m | | | | | | | | | | |
|------------------------|--------------------------|--------------------------|--------------------------|--------------------------|--------------------------|--|--|--|--|--|--|--|--|--|--|
| Section Times | 0:57.06 [6] (0:10.35) | 0:46.71 [1] (0:10.69) | 0:36.02 [1] (0:11.65) | 0:24.37 [4] (0:12.21) | 0:12.16 [8] (0:12.16) | | | | | | | | | | |
| Average Speed [km/h] | 52.4 | 67.1 | 63.3 | 60.7 | 59.1 | | | | | | | | | | |
| Top Speed [km/h] | 67.7 | 67.8 | 66.5 | 62.8 | 61.8 | | | | | | | | | | |
| Avg. Dist. to Rail [m] | 2.9 | 0.5 | 3.5 | 9.6 | 8.8 | | | | | | | | | | |
| Avg. Stride Freq. [Hz] | 2.5 | 2.5 | 2.4 | 2.4 | 2.4 | | | | | | | | | | |
| Avg. Stride Length [m] | 6.4 | 7.2 | 7.2 | 6.9 | 6.9 | | | | | | | | | | |



[] Ranking at each section and finish
-.-.- No data available at this section
NA No data available



| | |
|--------------------------------|-------------------|
| Horse/Jockey Name | Just Jonesy |
| Final Rank | 7 |
| Fastest Section Time (Section) | 0:10.75 (Overall) |
| Top Speed [km/h] (Section) | 67.9 (800m) |
| Race State | Finished |

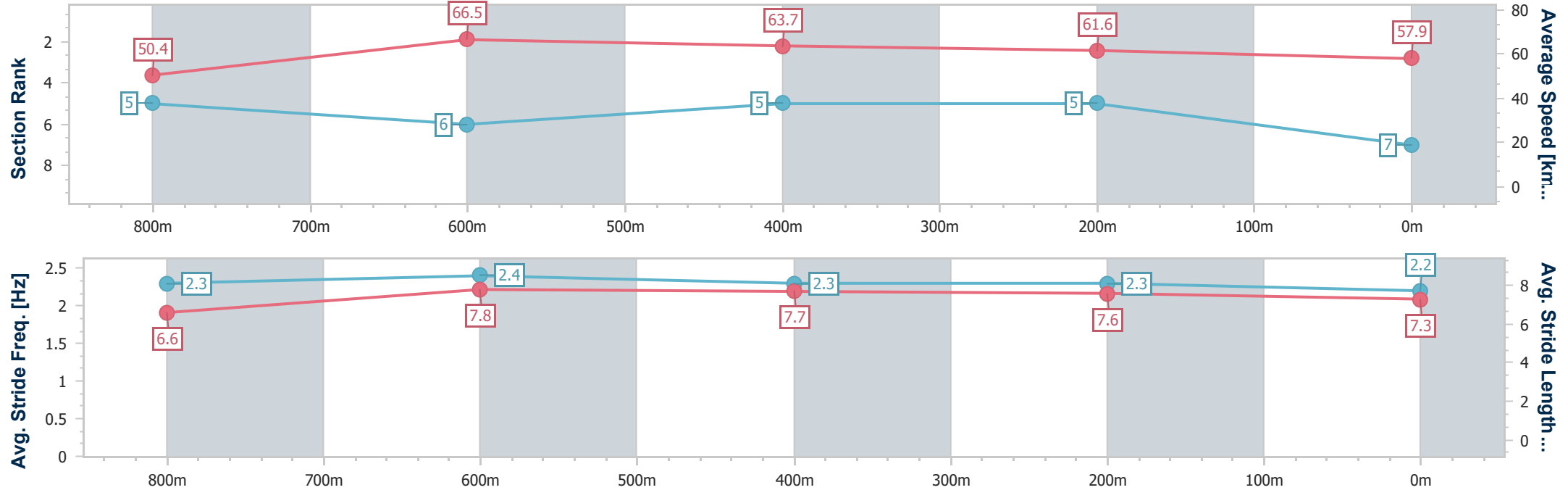


Ladbrokes Cannon Park QLD Professional
Race 2: GATA PLASTERING Maiden Handicap - 950m

22 April 2024 - 14:35
Track Rating: Soft 5, Weather: Fine, Rail Position: +1.5m 1000m-930m; True Remainder



| Section | Overall | 800m | 600m | 400m | 200m | | | | | | | | | | |
|------------------------|--------------------------|--------------------------|--------------------------|--------------------------|--------------------------|--|--|--|--|--|--|--|--|--|--|
| Section Times | 0:57.14 [7] (0:10.75) | 0:46.39 [5] (0:10.85) | 0:35.54 [6] (0:11.30) | 0:24.24 [5] (0:11.83) | 0:12.41 [5] (0:12.41) | | | | | | | | | | |
| Average Speed [km/h] | 50.4 | 66.5 | 63.7 | 61.6 | 57.9 | | | | | | | | | | |
| Top Speed [km/h] | 67.6 | 67.9 | 66.4 | 63.3 | 61.2 | | | | | | | | | | |
| Avg. Dist. to Rail [m] | 3.5 | 1.0 | 1.5 | 4.8 | 6.1 | | | | | | | | | | |
| Avg. Stride Freq. [Hz] | 2.3 | 2.4 | 2.3 | 2.3 | 2.2 | | | | | | | | | | |
| Avg. Stride Length [m] | 6.6 | 7.8 | 7.7 | 7.6 | 7.3 | | | | | | | | | | |



- [] Ranking at each section and finish
- .-.-.- No data available at this section
- NA No data available



| | |
|--------------------------------|-------------------|
| Horse/Jockey Name | Jaakuna |
| Final Rank | 8 |
| Fastest Section Time (Section) | 0:10.52 (Overall) |
| Top Speed [km/h] (Section) | 69.7 (800m) |
| Race State | Finished |

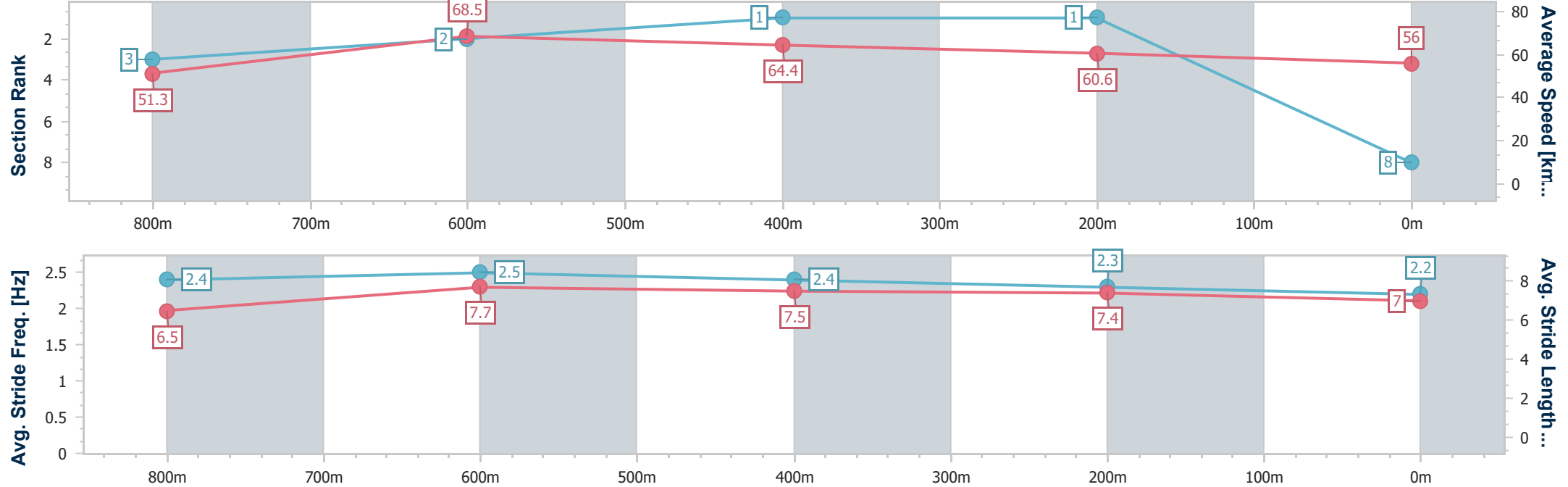


Ladbrokes Cannon Park QLD Professional
Race 2: GATA PLASTERING Maiden Handicap - 950m

22 April 2024 - 14:35
Track Rating: Soft 5, Weather: Fine, Rail Position: +1.5m 1000m-930m; True Remainder



| Section | Overall | 800m | 600m | 400m | 200m | | | | | | | | | | | | | | |
|------------------------|--------------------------|--------------------------|--------------------------|--------------------------|--------------------------|--|--|--|--|--|--|--|--|--|--|--|--|--|--|
| Section Times | 0:57.16 [8] (0:10.52) | 0:46.64 [3] (0:10.54) | 0:36.10 [2] (0:11.24) | 0:24.86 [1] (0:12.04) | 0:12.82 [1] (0:12.82) | | | | | | | | | | | | | | |
| Average Speed [km/h] | 51.3 | 68.5 | 64.4 | 60.6 | 56.0 | | | | | | | | | | | | | | |
| Top Speed [km/h] | 68.0 | 69.7 | 67.7 | 63.5 | 58.7 | | | | | | | | | | | | | | |
| Avg. Dist. to Rail [m] | 4.4 | 1.7 | 1.4 | 4.6 | 5.3 | | | | | | | | | | | | | | |
| Avg. Stride Freq. [Hz] | 2.4 | 2.5 | 2.4 | 2.3 | 2.2 | | | | | | | | | | | | | | |
| Avg. Stride Length [m] | 6.5 | 7.7 | 7.5 | 7.4 | 7.0 | | | | | | | | | | | | | | |





Ladbroke's Cannon Park QLD Professional

Race 3: HUBBARDS PAINTING QTIS Three-Year-Old Handicap - 950m

22 April 2024 - 15:08



Track Rating: Soft 5, Weather: Fine, Rail Position: +1.5m 1000m-930m; True Remainder

| Section | | | | | | Overall | 800m | 600m | 400m | 200m | Last 600m | | |
|-------------|-----|-------------------|---------|---------------------|--------------------|----------------------|----------------------|----------------------|----------------------|----------------------|-----------|------------|--|
| Field Times | | | | | | 0:55.43 (0:10.35) | 0:45.08 (0:10.32) | 0:34.76 (0:11.00) | 0:23.76 (0:11.67) | 0:12.09 (0:12.09) | 0:34.76 | | |
| Rank | TAB | Horse/Jockey | Barrier | Top Speed [km/h] | Fastest Section | | | | | | Margin | | |
| 1 | 1 | NAZORIAN | 5 | 70.1 | 0:10.49 | 0:55.43 [1] | 0:44.84 [5] | 0:34.35 [4] | 0:23.34 [4] | 0:12.09 [1] | 0:55.43 | 0:34.35 | |
| | | Miss Jenna | | 800m | 800m | (0:10.59) | (0:10.49) | (0:11.01) | (0:11.25) | (0:12.09) | | | |
| 2 | 6 | CATALINA DREAMING | 2 | 69.2 | 0:10.66 | 0:55.56 [2] | 0:44.71 [8] | 0:34.05 [8] | 0:23.00 [8] | 0:11.69 [7] | 0.74L | 0:34.05 -2 | |
| | | Chelsea Jokic | | 800m | 800m | (0:10.85) | (0:10.66) | (0:11.05) | (0:11.31) | (0:11.69) | | | |
| 3 | 2 | MISHANI MYSTIQUE | 7 | 70.1 | 0:10.42 | 0:55.65 [3] | 0:45.23 [2] | 0:34.77 [3] | 0:23.69 [3] | 0:12.19 [3] | 1.29L | 0:34.77 -2 | |
| | | Jason Taylor | | 800m | Overall | (0:10.42) | (0:10.46) | (0:11.08) | (0:11.50) | (0:12.19) | | | |
| 4 | 3 | DON'T CHA WISH | 6 | 69.5 | 0:10.51 | 0:55.78 [4] | 0:45.03 [6] | 0:34.52 [5] | 0:23.45 [6] | 0:12.06 [6] | 2.03L | 0:34.52 -3 | |
| | | Ryan Wiggins | | 800m | 800m | (0:10.75) | (0:10.51) | (0:11.07) | (0:11.39) | (0:12.06) | | | |
| 5 | 4 | HE'S ALL POWER | 3 | 69.9 | 0:10.54 | 0:56.02 [5] | 0:45.20 [7] | 0:34.66 [7] | 0:23.74 [5] | 0:12.31 [5] | 3.47L | 0:34.66 -2 | |
| | | Lacey Morrison | | 800m | 800m | (0:10.82) | (0:10.54) | (0:10.92) | (0:11.43) | (0:12.31) | | | |
| 6 | 7 | ASSYMETRY | 9 | 70.0 | 0:10.35 | 0:56.13 [6] | 0:45.78 [1] | 0:35.34 [2] | 0:24.38 [2] | 0:12.76 [2] | 4.08L | 0:35.34 -3 | |
| | | Jackson Murphy | | 800m | Overall | (0:10.35) | (0:10.44) | (0:10.96) | (0:11.62) | (0:12.76) | | | |
| 7 | 9 | TANOSHI | 8 | 72.7 | 0:10.08 | 0:56.16 [7] | 0:45.57 [4] | 0:35.49 [1] | 0:24.49 [1] | 0:12.69 [4] | 4.29L | 0:35.49 -1 | |
| | | Scott Sheargold | | 800m | 800m | (0:10.59) | (0:10.08) | (0:11.00) | (0:11.80) | (0:12.69) | | | |
| 8 | 8 | YANIT | 1 | 69.7 | 0:10.54 | 0:57.02 [8] | 0:46.48 [3] | 0:35.73 [6] | 0:24.58 [7] | 0:12.56 [8] | 9.35L | 0:35.73 -6 | |
| | | Denicious Smith | | Overall | Overall | (0:10.54) | (0:10.75) | (0:11.15) | (0:12.02) | (0:12.56) | | | |

Scratched: Lucky Jim (#5)



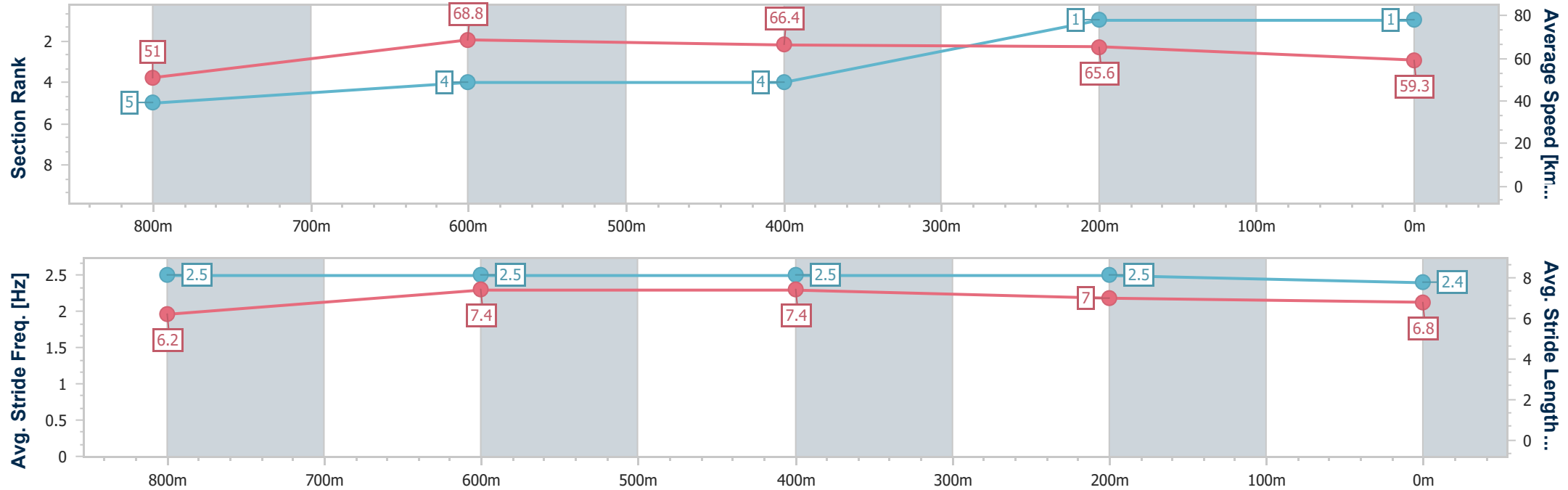
| | |
|--------------------------------|----------------|
| Horse/Jockey Name | Nazorian |
| Final Rank | 1 |
| Fastest Section Time (Section) | 0:10.49 (800m) |
| Top Speed [km/h] (Section) | 70.1 (800m) |
| Race State | Finished |



Ladbrokes Cannon Park QLD Professional
Race 3: HUBBARDS PAINTING QTIS Three-Year-Old Handicap - 950m
22 April 2024 - 15:08
Track Rating: Soft 5, Weather: Fine, Rail Position: +1.5m 1000m-930m; True Remainder



| Section | Overall | 800m | 600m | 400m | 200m | | | | | | | | | | |
|------------------------|--------------------------|--------------------------|--------------------------|--------------------------|--------------------------|--|--|--|--|--|--|--|--|--|--|
| Section Times | 0:55.43 [1] (0:10.59) | 0:44.84 [5] (0:10.49) | 0:34.35 [4] (0:11.01) | 0:23.34 [4] (0:11.25) | 0:12.09 [1] (0:12.09) | | | | | | | | | | |
| Average Speed [km/h] | 51.0 | 68.8 | 66.4 | 65.6 | 59.3 | | | | | | | | | | |
| Top Speed [km/h] | 69.1 | 70.1 | 69.4 | 66.8 | 63.5 | | | | | | | | | | |
| Avg. Dist. to Rail [m] | 2.3 | 0.8 | 2.4 | 6.4 | 5.0 | | | | | | | | | | |
| Avg. Stride Freq. [Hz] | 2.5 | 2.5 | 2.5 | 2.5 | 2.4 | | | | | | | | | | |
| Avg. Stride Length [m] | 6.2 | 7.4 | 7.4 | 7.0 | 6.8 | | | | | | | | | | |



[] Ranking at each section and finish
-.-.- No data available at this section
NA No data available



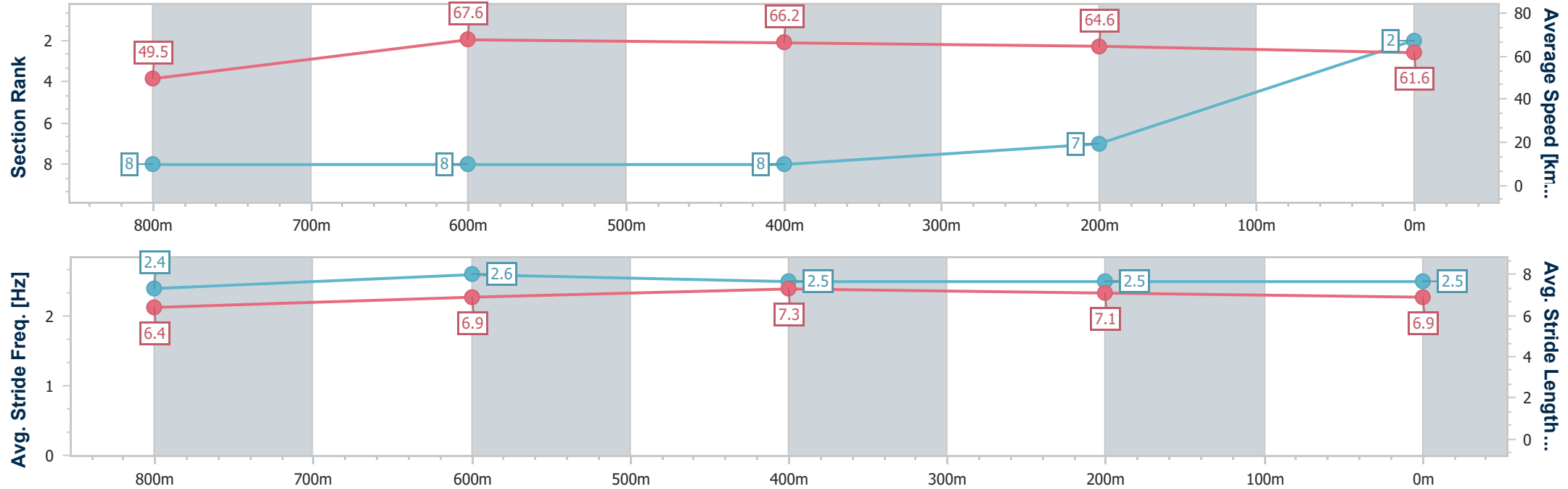
| | |
|--------------------------------|-------------------|
| Horse/Jockey Name | Catalina Dreaming |
| Final Rank | 2 |
| Fastest Section Time (Section) | 0:10.66 (800m) |
| Top Speed [km/h] (Section) | 69.2 (800m) |
| Race State | Finished |



Ladbroke's Cannon Park QLD Professional
Race 3: HUBBARDS PAINTING QTIS Three-Year-Old Handicap - 950m
22 April 2024 - 15:08
Track Rating: Soft 5, Weather: Fine, Rail Position: +1.5m 1000m-930m; True Remainder



| Section | Overall | 800m | 600m | 400m | 200m | | | | | | | | | | |
|------------------------|--------------------------|--------------------------|--------------------------|--------------------------|--------------------------|--|--|--|--|--|--|--|--|--|--|
| Section Times | 0:55.56 [2] (0:10.85) | 0:44.71 [8] (0:10.66) | 0:34.05 [8] (0:11.05) | 0:23.00 [8] (0:11.31) | 0:11.69 [7] (0:11.69) | | | | | | | | | | |
| Average Speed [km/h] | 49.5 | 67.6 | 66.2 | 64.6 | 61.6 | | | | | | | | | | |
| Top Speed [km/h] | 64.0 | 69.2 | 68.9 | 67.1 | 63.7 | | | | | | | | | | |
| Avg. Dist. to Rail [m] | 1.6 | 0.7 | 1.9 | 7.4 | 9.3 | | | | | | | | | | |
| Avg. Stride Freq. [Hz] | 2.4 | 2.6 | 2.5 | 2.5 | 2.5 | | | | | | | | | | |
| Avg. Stride Length [m] | 6.4 | 6.9 | 7.3 | 7.1 | 6.9 | | | | | | | | | | |





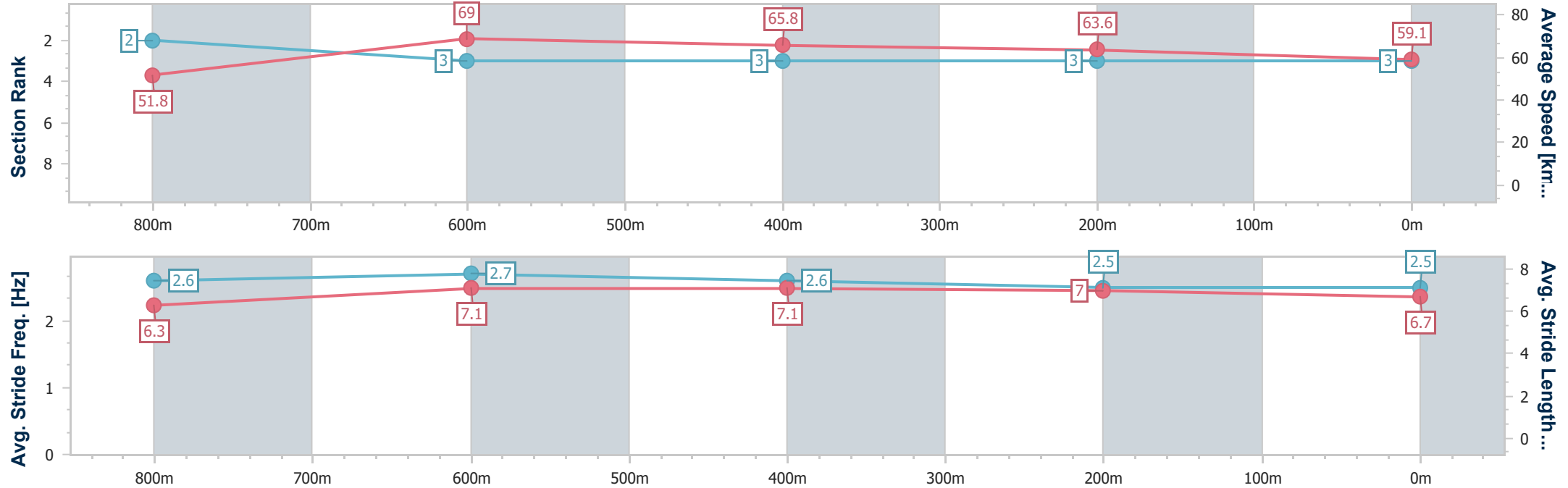
| | |
|--------------------------------|-------------------|
| Horse/Jockey Name | Mishani Mystique |
| Final Rank | 3 |
| Fastest Section Time (Section) | 0:10.42 (Overall) |
| Top Speed [km/h] (Section) | 70.1 (800m) |
| Race State | Finished |



Ladbroke's Cannon Park QLD Professional
Race 3: HUBBARDS PAINTING QTIS Three-Year-Old Handicap - 950m
22 April 2024 - 15:08
Track Rating: Soft 5, Weather: Fine, Rail Position: +1.5m 1000m-930m; True Remainder



| Section | Overall | 800m | 600m | 400m | 200m | | | | | | | | | | | | | | |
|------------------------|--------------------------|--------------------------|--------------------------|--------------------------|--------------------------|--|--|--|--|--|--|--|--|--|--|--|--|--|--|
| Section Times | 0:55.65 [3] (0:10.42) | 0:45.23 [2] (0:10.46) | 0:34.77 [3] (0:11.08) | 0:23.69 [3] (0:11.50) | 0:12.19 [3] (0:12.19) | | | | | | | | | | | | | | |
| Average Speed [km/h] | 51.8 | 69.0 | 65.8 | 63.6 | 59.1 | | | | | | | | | | | | | | |
| Top Speed [km/h] | 68.8 | 70.1 | 68.8 | 65.1 | 63.2 | | | | | | | | | | | | | | |
| Avg. Dist. to Rail [m] | 6.5 | 0.8 | 2.3 | 5.3 | 5.6 | | | | | | | | | | | | | | |
| Avg. Stride Freq. [Hz] | 2.6 | 2.7 | 2.6 | 2.5 | 2.5 | | | | | | | | | | | | | | |
| Avg. Stride Length [m] | 6.3 | 7.1 | 7.1 | 7.0 | 6.7 | | | | | | | | | | | | | | |





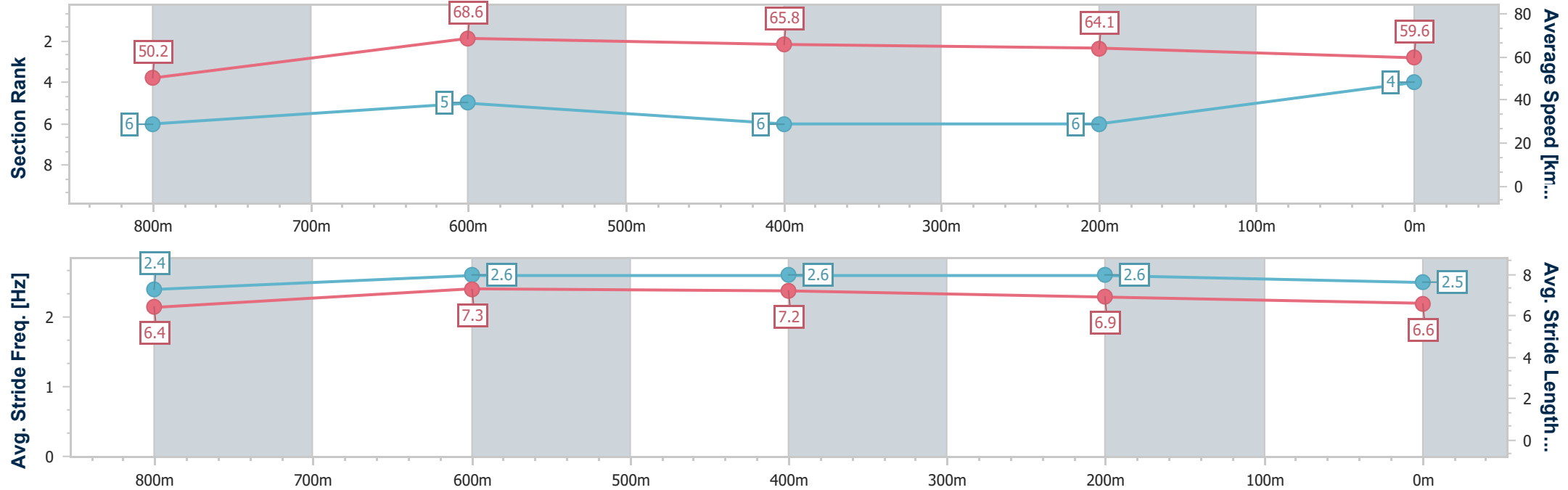
| | |
|--------------------------------|----------------|
| Horse/Jockey Name | Don't Cha Wish |
| Final Rank | 4 |
| Fastest Section Time (Section) | 0:10.51 (800m) |
| Top Speed [km/h] (Section) | 69.5 (800m) |
| Race State | Finished |



Ladbroke's Cannon Park QLD Professional
Race 3: HUBBARDS PAINTING QTIS Three-Year-Old Handicap - 950m
22 April 2024 - 15:08
Track Rating: Soft 5, Weather: Fine, Rail Position: +1.5m 1000m-930m; True Remainder



| Section | Overall | 800m | 600m | 400m | 200m | | | | | | | | | | |
|------------------------|--------------------------|--------------------------|--------------------------|--------------------------|--------------------------|--|--|--|--|--|--|--|--|--|--|
| Section Times | 0:55.78 [4] (0:10.75) | 0:45.03 [6] (0:10.51) | 0:34.52 [5] (0:11.07) | 0:23.45 [6] (0:11.39) | 0:12.06 [6] (0:12.06) | | | | | | | | | | |
| Average Speed [km/h] | 50.2 | 68.6 | 65.8 | 64.1 | 59.6 | | | | | | | | | | |
| Top Speed [km/h] | 67.9 | 69.5 | 66.9 | 65.9 | 62.1 | | | | | | | | | | |
| Avg. Dist. to Rail [m] | 4.9 | 1.8 | 1.9 | 5.0 | 6.3 | | | | | | | | | | |
| Avg. Stride Freq. [Hz] | 2.4 | 2.6 | 2.6 | 2.6 | 2.5 | | | | | | | | | | |
| Avg. Stride Length [m] | 6.4 | 7.3 | 7.2 | 6.9 | 6.6 | | | | | | | | | | |





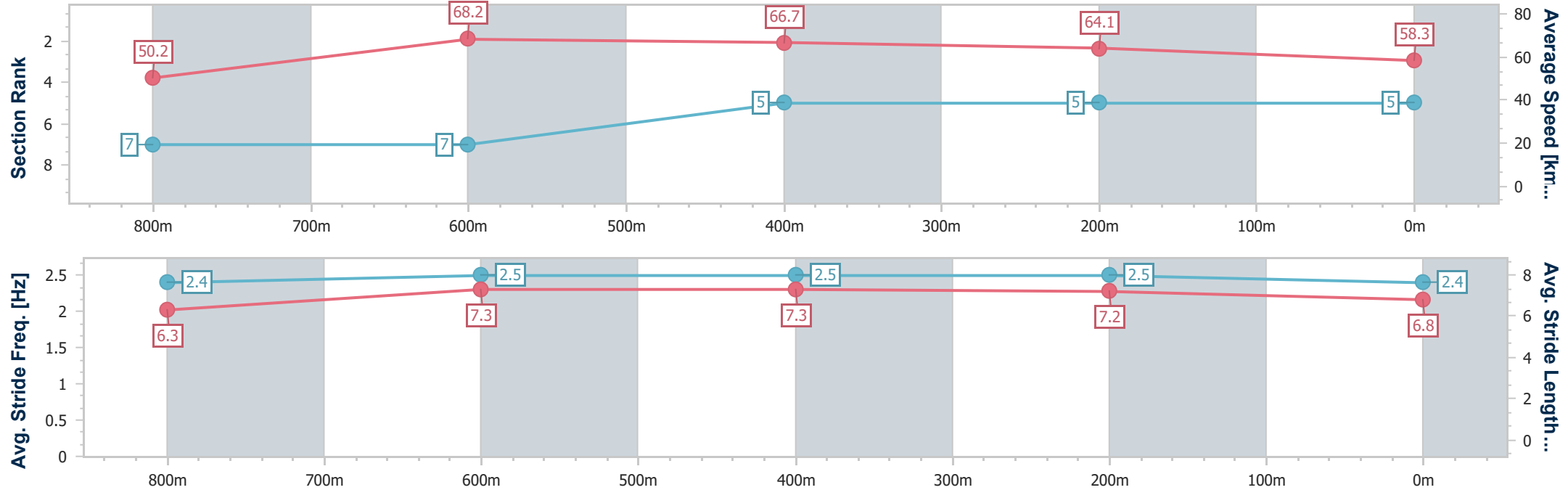
| | |
|--------------------------------|----------------|
| Horse/Jockey Name | He's All Power |
| Final Rank | 5 |
| Fastest Section Time (Section) | 0:10.54 (800m) |
| Top Speed [km/h] (Section) | 69.9 (800m) |
| Race State | Finished |



Ladbrokes Cannon Park QLD Professional
Race 3: HUBBARDS PAINTING QTIS Three-Year-Old Handicap - 950m
22 April 2024 - 15:08
Track Rating: Soft 5, Weather: Fine, Rail Position: +1.5m 1000m-930m; True Remainder



| Section | Overall | 800m | 600m | 400m | 200m | | | | | | | | | | | | | | |
|------------------------|--------------------------|--------------------------|--------------------------|--------------------------|--------------------------|--|--|--|--|--|--|--|--|--|--|--|--|--|--|
| Section Times | 0:56.02 [5] (0:10.82) | 0:45.20 [7] (0:10.54) | 0:34.66 [7] (0:10.92) | 0:23.74 [5] (0:11.43) | 0:12.31 [5] (0:12.31) | | | | | | | | | | | | | | |
| Average Speed [km/h] | 50.2 | 68.2 | 66.7 | 64.1 | 58.3 | | | | | | | | | | | | | | |
| Top Speed [km/h] | 66.6 | 69.9 | 68.4 | 65.2 | 62.9 | | | | | | | | | | | | | | |
| Avg. Dist. to Rail [m] | 2.3 | 0.6 | 2.0 | 5.0 | 5.3 | | | | | | | | | | | | | | |
| Avg. Stride Freq. [Hz] | 2.4 | 2.5 | 2.5 | 2.5 | 2.4 | | | | | | | | | | | | | | |
| Avg. Stride Length [m] | 6.3 | 7.3 | 7.3 | 7.2 | 6.8 | | | | | | | | | | | | | | |





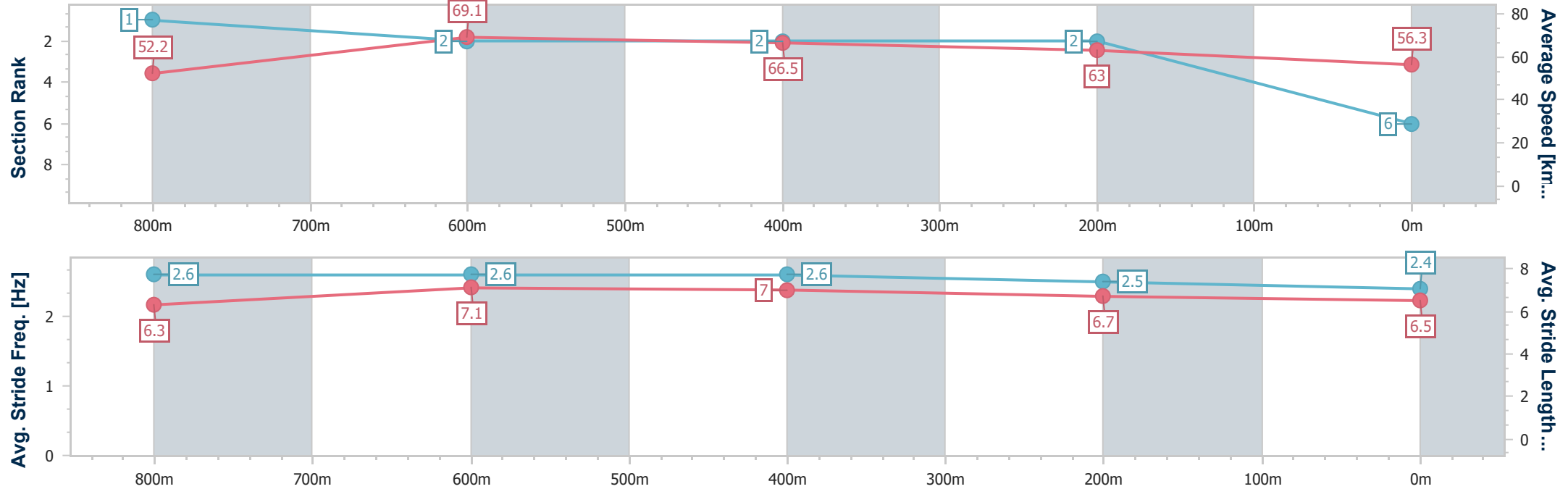
| | |
|--------------------------------|-------------------|
| Horse/Jockey Name | Assymetry |
| Final Rank | 6 |
| Fastest Section Time (Section) | 0:10.35 (Overall) |
| Top Speed [km/h] (Section) | 70.0 (800m) |
| Race State | Finished |



Ladbroke's Cannon Park QLD Professional
Race 3: HUBBARDS PAINTING QTIS Three-Year-Old Handicap - 950m
22 April 2024 - 15:08
Track Rating: Soft 5, Weather: Fine, Rail Position: +1.5m 1000m-930m; True Remainder



| Section | Overall | 800m | 600m | 400m | 200m | | | | | | | | | | |
|------------------------|--------------------------|--------------------------|--------------------------|--------------------------|--------------------------|--|--|--|--|--|--|--|--|--|--|
| Section Times | 0:56.13 [6] (0:10.35) | 0:45.78 [1] (0:10.44) | 0:35.34 [2] (0:10.96) | 0:24.38 [2] (0:11.62) | 0:12.76 [2] (0:12.76) | | | | | | | | | | |
| Average Speed [km/h] | 52.2 | 69.1 | 66.5 | 63.0 | 56.3 | | | | | | | | | | |
| Top Speed [km/h] | 68.7 | 70.0 | 69.5 | 63.6 | 59.5 | | | | | | | | | | |
| Avg. Dist. to Rail [m] | 6.5 | 0.5 | 1.9 | 3.4 | 3.0 | | | | | | | | | | |
| Avg. Stride Freq. [Hz] | 2.6 | 2.6 | 2.6 | 2.5 | 2.4 | | | | | | | | | | |
| Avg. Stride Length [m] | 6.3 | 7.1 | 7.0 | 6.7 | 6.5 | | | | | | | | | | |





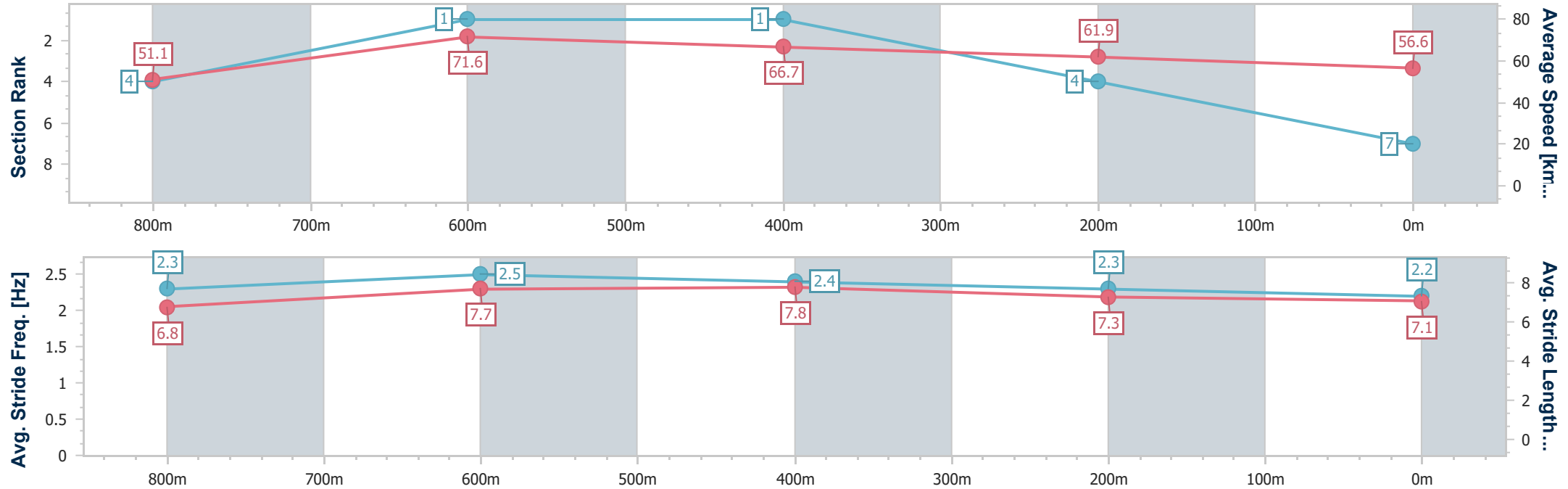
| | |
|--------------------------------|----------------|
| Horse/Jockey Name | Tanoshi |
| Final Rank | 7 |
| Fastest Section Time (Section) | 0:10.08 (800m) |
| Top Speed [km/h] (Section) | 72.7 (800m) |
| Race State | Finished |



Ladbroke's Cannon Park QLD Professional
Race 3: HUBBARDS PAINTING QTIS Three-Year-Old Handicap - 950m
22 April 2024 - 15:08
Track Rating: Soft 5, Weather: Fine, Rail Position: +1.5m 1000m-930m; True Remainder



| Section | Overall | 800m | 600m | 400m | 200m | | | | | | | | | | | | | | |
|------------------------|--------------------------|--------------------------|--------------------------|--------------------------|--------------------------|--|--|--|--|--|--|--|--|--|--|--|--|--|--|
| Section Times | 0:56.16 [7] (0:10.59) | 0:45.57 [4] (0:10.08) | 0:35.49 [1] (0:11.00) | 0:24.49 [1] (0:11.80) | 0:12.69 [4] (0:12.69) | | | | | | | | | | | | | | |
| Average Speed [km/h] | 51.1 | 71.6 | 66.7 | 61.9 | 56.6 | | | | | | | | | | | | | | |
| Top Speed [km/h] | 70.3 | 72.7 | 71.6 | 63.9 | 60.5 | | | | | | | | | | | | | | |
| Avg. Dist. to Rail [m] | 6.9 | 3.0 | 2.8 | 4.3 | 3.6 | | | | | | | | | | | | | | |
| Avg. Stride Freq. [Hz] | 2.3 | 2.5 | 2.4 | 2.3 | 2.2 | | | | | | | | | | | | | | |
| Avg. Stride Length [m] | 6.8 | 7.7 | 7.8 | 7.3 | 7.1 | | | | | | | | | | | | | | |





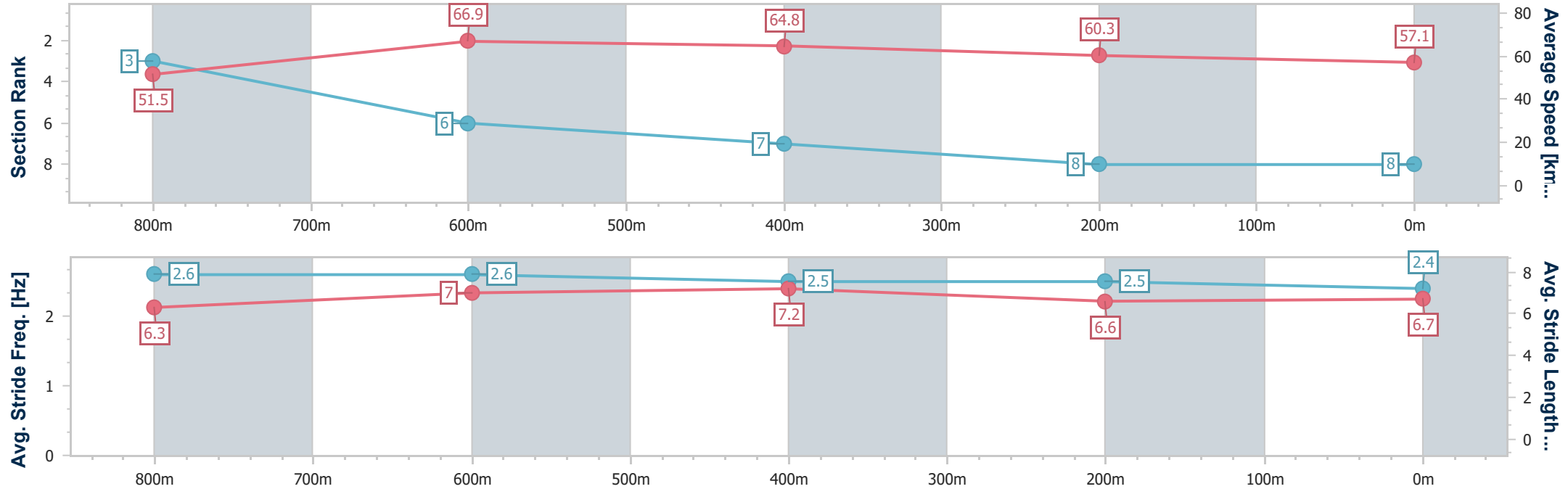
| | |
|--------------------------------|-------------------|
| Horse/Jockey Name | Yanit |
| Final Rank | 8 |
| Fastest Section Time (Section) | 0:10.54 (Overall) |
| Top Speed [km/h] (Section) | 69.7 (Overall) |
| Race State | Finished |



Ladbroke's Cannon Park QLD Professional
Race 3: HUBBARDS PAINTING QTIS Three-Year-Old Handicap - 950m
22 April 2024 - 15:08
Track Rating: Soft 5, Weather: Fine, Rail Position: +1.5m 1000m-930m; True Remainder



| Section | Overall | 800m | 600m | 400m | 200m | | | | | | | | | | |
|------------------------|--------------------------|--------------------------|--------------------------|--------------------------|--------------------------|--|--|--|--|--|--|--|--|--|--|
| Section Times | 0:57.02 [8] (0:10.54) | 0:46.48 [3] (0:10.75) | 0:35.73 [6] (0:11.15) | 0:24.58 [7] (0:12.02) | 0:12.56 [8] (0:12.56) | | | | | | | | | | |
| Average Speed [km/h] | 51.5 | 66.9 | 64.8 | 60.3 | 57.1 | | | | | | | | | | |
| Top Speed [km/h] | 69.7 | 69.5 | 67.5 | 62.2 | 59.9 | | | | | | | | | | |
| Avg. Dist. to Rail [m] | 4.7 | 1.4 | 0.5 | 3.5 | 4.4 | | | | | | | | | | |
| Avg. Stride Freq. [Hz] | 2.6 | 2.6 | 2.5 | 2.5 | 2.4 | | | | | | | | | | |
| Avg. Stride Length [m] | 6.3 | 7.0 | 7.2 | 6.6 | 6.7 | | | | | | | | | | |





Ladbroke's Cannon Park QLD Professional
Race 4: EDMONTON BATTERY CENTRE AND CAR AIR CONDITIONING
Class 6 Plate - 950m
22 April 2024 - 15:40



Track Rating: Soft 5, Weather: Fine, Rail Position: +1.5m 1000m-930m; True Remainder

| Section | | | | | | Overall | 800m | 600m | 400m | 200m | Last 600m | | |
|-------------|-----|------------------|---------|--|--------------------|----------------------|----------------------|----------------------|----------------------|----------------------|-----------|-------------|--|
| Field Times | | | | | | 0:55.32 (0:10.02) | 0:45.30 (0:10.41) | 0:34.89 (0:11.37) | 0:23.52 (0:11.49) | 0:12.03 (0:12.03) | 0:00.00 | | |
| Rank | TAB | Horse/Jockey | Barrier | Top Speed [km/h] | Fastest Section | | | | | Margin | Margin | | |
| 1 | 2 | MISSILE THUNDER | 1 | 69.7 | 0:10.58 | 0:55.32 [1] | 0:44.60 [5] | 0:34.02 [5] | 0:22.94 [5] | 0:11.62 [3] | 0:55.32 | 0:34.02 | |
| | | Nathan Day | | 800m | 800m | (0:10.72) | (0:10.58) | (0:11.08) | (0:11.32) | (0:11.62) | | | |
| 2 | 7 | POMADE | 4 | 68.8 | 0:10.38 | 0:55.58 [2] | 0:45.20 [2] | 0:34.53 [3] | 0:23.55 [2] | 0:12.07 [2] | 1.55L | 0:34.53 -6 | |
| | | Scott Sheargold | | 800m | Overall | (0:10.38) | (0:10.67) | (0:10.98) | (0:11.48) | (0:12.07) | | | |
| 3 | 3 | SPEED LEGEND | 5 | Data was not able to be tracked for this horse | | -:-:- | -:-:- | -:-:- | -:-:- | -:-:- | 1.59L | -:-:- -:-:- | |
| | | Lacey Morrison | | | | | | | | | | | |
| 4 | 8 | CARESSING RUPERT | 7 | 70.1 | 0:10.02 | 0:55.67 [4] | 0:45.65 [1] | 0:35.24 [1] | 0:23.87 [1] | 0:12.38 [1] | 2.08L | 0:35.24 +13 | |
| | | Tyler Leslight | | 600m | Overall | (0:10.02) | (0:10.41) | (0:11.37) | (0:11.49) | (0:12.38) | | | |
| 5 | 5 | REGAL CONQUEROR | 2 | 67.9 | 0:10.43 | 0:55.80 [5] | 0:45.37 [3] | 0:34.65 [4] | 0:23.56 [4] | 0:12.08 [4] | 2.83L | 0:34.65 -1 | |
| | | Nathan Thomas | | 800m | Overall | (0:10.43) | (0:10.72) | (0:11.09) | (0:11.48) | (0:12.08) | | | |
| 6 | 4 | GAME THEORY | 6 | 69.4 | 0:10.47 | 0:56.64 [6] | 0:46.10 [4] | 0:35.63 [2] | 0:24.42 [3] | 0:12.64 [5] | 7.79L | 0:35.63 +2 | |
| | | Miss Jenna | | 800m | 800m | (0:10.54) | (0:10.47) | (0:11.21) | (0:11.78) | (0:12.64) | | | |

Scratched: Ali's Jab (#1), Boho Beauty (#6)



| | |
|--------------------------------|-----------------|
| Horse/Jockey Name | Missile Thunder |
| Final Rank | 1 |
| Fastest Section Time (Section) | 0:10.58 (800m) |
| Top Speed [km/h] (Section) | 69.7 (800m) |
| Race State | Finished |



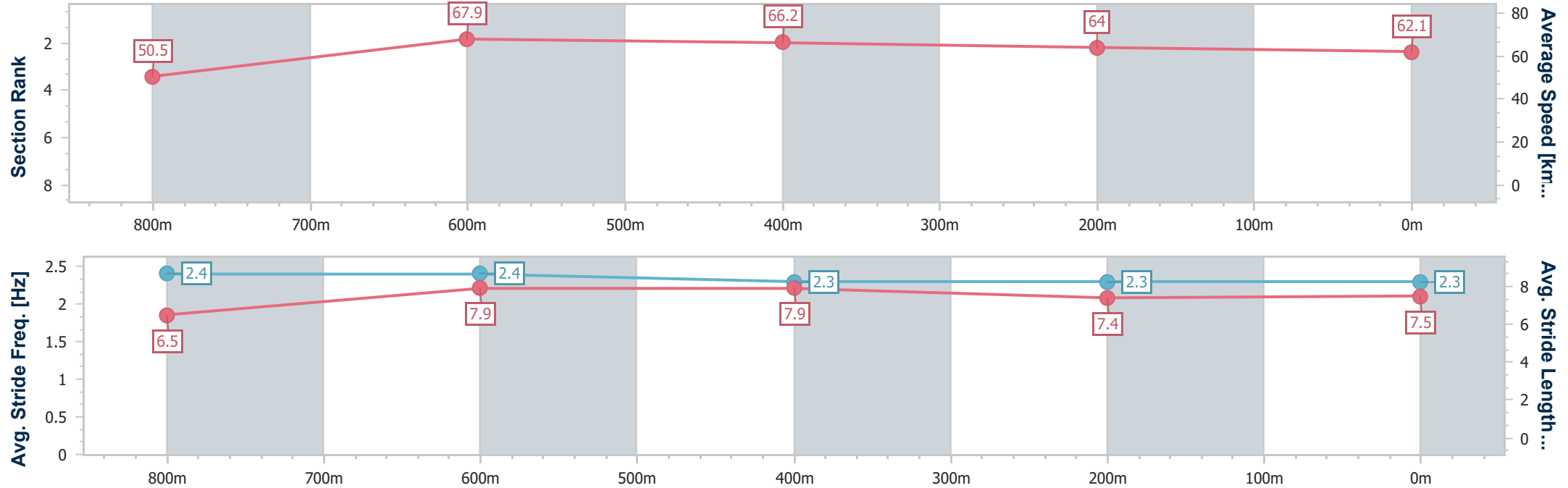
Ladbrokes Cannon Park QLD Professional
Race 4: EDMONTON BATTERY CENTRE AND CAR AIR
CONDITIONING Class 6 Plate - 950m

22 April 2024 - 15:40

Track Rating: Soft 5, Weather: Fine, Rail Position: +1.5m 1000m-930m; True Remainder



| Section | Overall | 800m | 600m | 400m | 200m | | | | | | | | | | |
|------------------------|--------------------------|--------------------------|--------------------------|--------------------------|--------------------------|--|--|--|--|--|--|--|--|--|--|
| Section Times | 0:55.32 [1] (0:10.72) | 0:44.60 [5] (0:10.58) | 0:34.02 [5] (0:11.08) | 0:22.94 [5] (0:11.32) | 0:11.62 [3] (0:11.62) | | | | | | | | | | |
| Average Speed [km/h] | 50.5 | 67.9 | 66.2 | 64.0 | 62.1 | | | | | | | | | | |
| Top Speed [km/h] | 67.9 | 69.7 | 68.4 | 65.7 | 64.4 | | | | | | | | | | |
| Avg. Dist. to Rail [m] | 1.0 | 1.2 | 2.3 | 3.1 | 3.8 | | | | | | | | | | |
| Avg. Stride Freq. [Hz] | 2.4 | 2.4 | 2.3 | 2.3 | 2.3 | | | | | | | | | | |
| Avg. Stride Length [m] | 6.5 | 7.9 | 7.9 | 7.4 | 7.5 | | | | | | | | | | |





| | |
|--------------------------------|-------------------|
| Horse/Jockey Name | Pomade |
| Final Rank | 2 |
| Fastest Section Time (Section) | 0:10.38 (Overall) |
| Top Speed [km/h] (Section) | 68.8 (800m) |
| Race State | Finished |



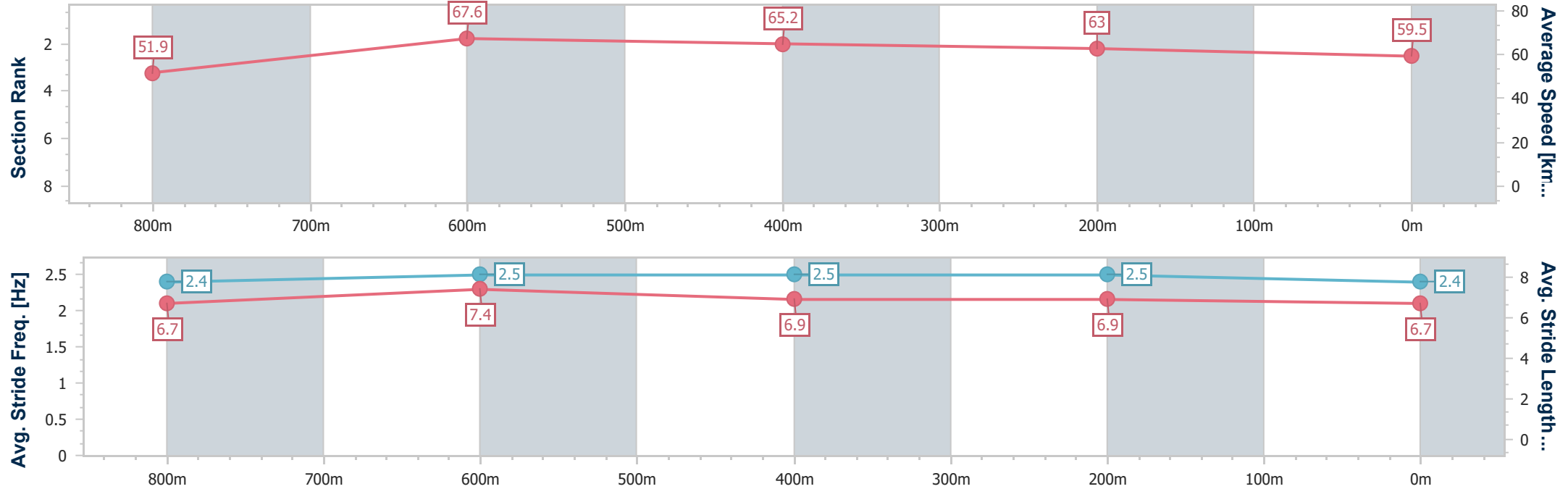
Ladbrokes Cannon Park QLD Professional
Race 4: EDMONTON BATTERY CENTRE AND CAR AIR
CONDITIONING Class 6 Plate - 950m

22 April 2024 - 15:40

Track Rating: Soft 5, Weather: Fine, Rail Position: +1.5m 1000m-930m; True Remainder



| Section | Overall | 800m | 600m | 400m | 200m | | | | | | | | | | |
|------------------------|--------------------------|--------------------------|--------------------------|--------------------------|--------------------------|--|--|--|--|--|--|--|--|--|--|
| Section Times | 0:55.58 [2] (0:10.38) | 0:45.20 [2] (0:10.67) | 0:34.53 [3] (0:10.98) | 0:23.55 [2] (0:11.48) | 0:12.07 [2] (0:12.07) | | | | | | | | | | |
| Average Speed [km/h] | 51.9 | 67.6 | 65.2 | 63.0 | 59.5 | | | | | | | | | | |
| Top Speed [km/h] | 67.5 | 68.8 | 68.0 | 63.6 | 62.7 | | | | | | | | | | |
| Avg. Dist. to Rail [m] | 2.5 | 1.0 | 1.6 | 3.1 | 4.6 | | | | | | | | | | |
| Avg. Stride Freq. [Hz] | 2.4 | 2.5 | 2.5 | 2.5 | 2.4 | | | | | | | | | | |
| Avg. Stride Length [m] | 6.7 | 7.4 | 6.9 | 6.9 | 6.7 | | | | | | | | | | |





| | |
|--------------------------------|-------------------|
| Horse/Jockey Name | Caressing Rupert |
| Final Rank | 4 |
| Fastest Section Time (Section) | 0:10.02 (Overall) |
| Top Speed [km/h] (Section) | 70.1 (600m) |
| Race State | Finished |



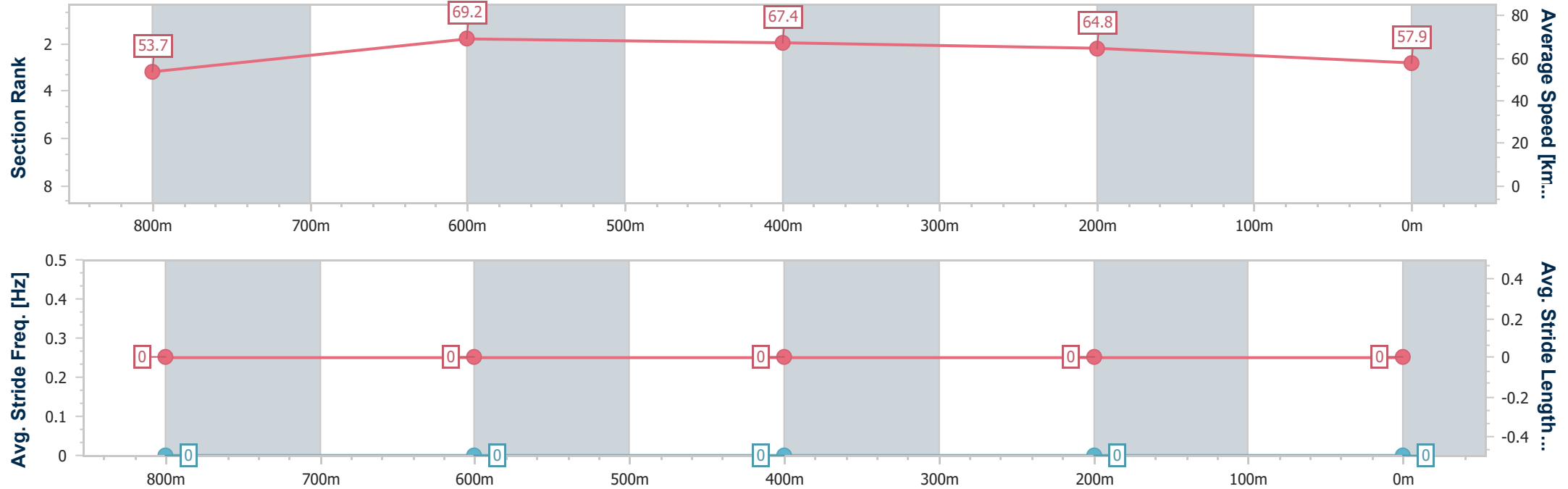
Ladbrokes Cannon Park QLD Professional
Race 4: EDMONTON BATTERY CENTRE AND CAR AIR
CONDITIONING Class 6 Plate - 950m

22 April 2024 - 15:40

Track Rating: Soft 5, Weather: Fine, Rail Position: +1.5m 1000m-930m; True Remainder



| Section | Overall | 800m | 600m | 400m | 200m | | | | | | | | | |
|------------------------|--------------------------|--------------------------|--------------------------|--------------------------|--------------------------|--|--|--|--|--|--|--|--|--|
| Section Times | 0:55.67 [4] (0:10.02) | 0:45.65 [1] (0:10.41) | 0:35.24 [1] (0:11.37) | 0:23.87 [1] (0:11.49) | 0:12.38 [1] (0:12.38) | | | | | | | | | |
| Average Speed [km/h] | 53.7 | 69.2 | 67.4 | 64.8 | 57.9 | | | | | | | | | |
| Top Speed [km/h] | 68.4 | 68.4 | 70.1 | 66.9 | 62.4 | | | | | | | | | |
| Avg. Dist. to Rail [m] | 9.9 | 6.8 | 9.3 | 9.6 | 9.6 | | | | | | | | | |
| Avg. Stride Freq. [Hz] | --.- | --.- | --.- | --.- | --.- | | | | | | | | | |
| Avg. Stride Length [m] | --.- | --.- | --.- | --.- | --.- | | | | | | | | | |





| | |
|--------------------------------|-------------------|
| Horse/Jockey Name | Regal Conqueror |
| Final Rank | 5 |
| Fastest Section Time (Section) | 0:10.43 (Overall) |
| Top Speed [km/h] (Section) | 67.9 (800m) |
| Race State | Finished |



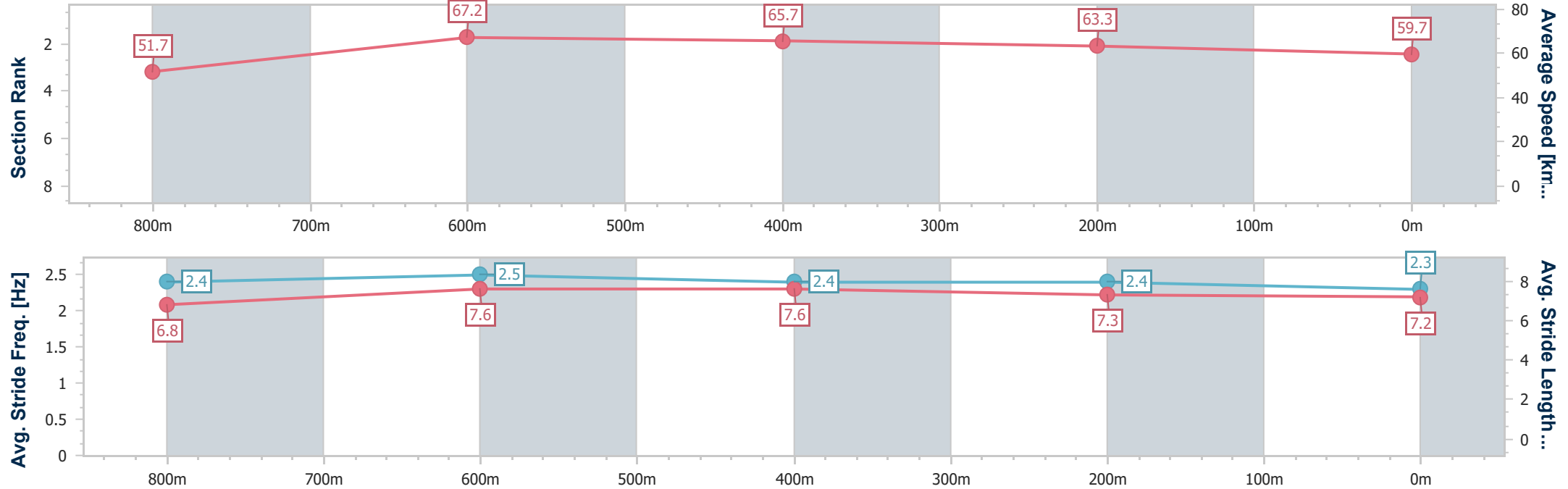
Ladbroke's Cannon Park QLD Professional
Race 4: EDMONTON BATTERY CENTRE AND CAR AIR
CONDITIONING Class 6 Plate - 950m

22 April 2024 - 15:40

Track Rating: Soft 5, Weather: Fine, Rail Position: +1.5m 1000m-930m; True Remainder



| Section | Overall | 800m | 600m | 400m | 200m | | | | | | | | | | |
|------------------------|--------------------------|--------------------------|--------------------------|--------------------------|--------------------------|--|--|--|--|--|--|--|--|--|--|
| Section Times | 0:55.80 [5] (0:10.43) | 0:45.37 [3] (0:10.72) | 0:34.65 [4] (0:11.09) | 0:23.56 [4] (0:11.48) | 0:12.08 [4] (0:12.08) | | | | | | | | | | |
| Average Speed [km/h] | 51.7 | 67.2 | 65.7 | 63.3 | 59.7 | | | | | | | | | | |
| Top Speed [km/h] | 66.4 | 67.9 | 67.8 | 64.1 | 63.4 | | | | | | | | | | |
| Avg. Dist. to Rail [m] | 4.2 | 1.5 | 1.8 | 3.3 | 1.5 | | | | | | | | | | |
| Avg. Stride Freq. [Hz] | 2.4 | 2.5 | 2.4 | 2.4 | 2.3 | | | | | | | | | | |
| Avg. Stride Length [m] | 6.8 | 7.6 | 7.6 | 7.3 | 7.2 | | | | | | | | | | |



[] Ranking at each section and finish
- - - - No data available at this section
NA No data available



| | |
|--------------------------------|----------------|
| Horse/Jockey Name | Game Theory |
| Final Rank | 6 |
| Fastest Section Time (Section) | 0:10.47 (800m) |
| Top Speed [km/h] (Section) | 69.4 (800m) |
| Race State | Finished |



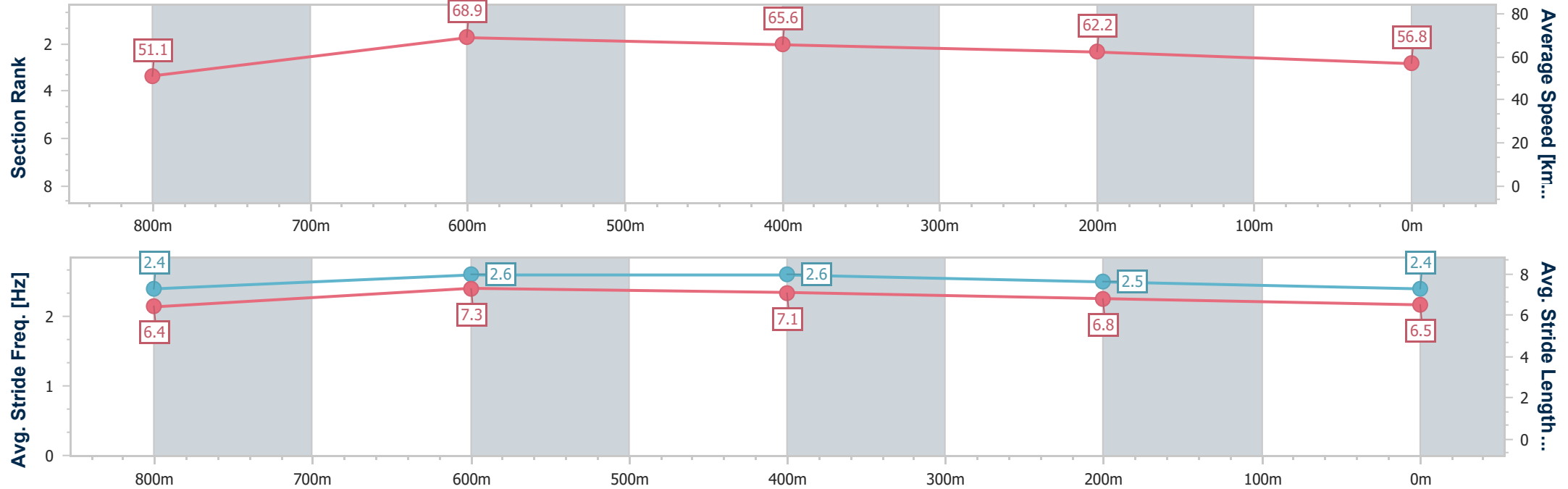
Ladbrokes Cannon Park QLD Professional
Race 4: EDMONTON BATTERY CENTRE AND CAR AIR
CONDITIONING Class 6 Plate - 950m

22 April 2024 - 15:40

Track Rating: Soft 5, Weather: Fine, Rail Position: +1.5m 1000m-930m; True Remainder



| Section | Overall | 800m | 600m | 400m | 200m | | | | | | | | | | |
|------------------------|--------------------------|--------------------------|--------------------------|--------------------------|--------------------------|--|--|--|--|--|--|--|--|--|--|
| Section Times | 0:56.64 [6] (0:10.54) | 0:46.10 [4] (0:10.47) | 0:35.63 [2] (0:11.21) | 0:24.42 [3] (0:11.78) | 0:12.64 [5] (0:12.64) | | | | | | | | | | |
| Average Speed [km/h] | 51.1 | 68.9 | 65.6 | 62.2 | 56.8 | | | | | | | | | | |
| Top Speed [km/h] | 67.8 | 69.4 | 68.1 | 63.3 | 61.4 | | | | | | | | | | |
| Avg. Dist. to Rail [m] | 4.4 | 2.9 | 3.7 | 5.9 | 6.6 | | | | | | | | | | |
| Avg. Stride Freq. [Hz] | 2.4 | 2.6 | 2.6 | 2.5 | 2.4 | | | | | | | | | | |
| Avg. Stride Length [m] | 6.4 | 7.3 | 7.1 | 6.8 | 6.5 | | | | | | | | | | |





| | |
|--------------------------------|--------------|
| Horse/Jockey Name | Speed Legend |
| Final Rank | 3 |
| Fastest Section Time (Section) | -:--:-- |
| Top Speed [km/h] (Section) | --.- |
| Race State | DidNotTrack |



Ladbrokes Cannon Park QLD Professional
Race 4: EDMONTON BATTERY CENTRE AND CAR AIR
CONDITIONING Class 6 Plate - 950m

22 April 2024 - 15:40
Track Rating: Soft 5, Weather: Fine, Rail Position: +1.5m 1000m-930m; True Remainder



| Section | Overall | 800m | 600m | 400m | 200m | | | | | | | | |
|------------------------|---------|---------|---------|---------|---------|--|--|--|--|--|--|--|--|
| Section Times | -:--:-- | -:--:-- | -:--:-- | -:--:-- | -:--:-- | | | | | | | | |
| Average Speed [km/h] | --.- | --.- | --.- | --.- | --.- | | | | | | | | |
| Top Speed [km/h] | --.- | --.- | --.- | --.- | --.- | | | | | | | | |
| Avg. Dist. to Rail [m] | .- | .- | .- | .- | .- | | | | | | | | |
| Avg. Stride Freq. [Hz] | --.- | --.- | --.- | --.- | --.- | | | | | | | | |
| Avg. Stride Length [m] | --.- | --.- | --.- | --.- | --.- | | | | | | | | |

- [] Ranking at each section and finish
- :--:-- No data available at this section
- NA No data available



Ladbroke's Cannon Park QLD Professional
Race 5: PAUL DAVIS CHARTERED ACCOUNTANT RATINGS BAND 0 - 55
Handicap - 950m
22 April 2024 - 16:09



Track Rating: Soft 5, Weather: Fine, Rail Position: +1.5m 1000m-930m; True Remainder

| Section | | | | | | Overall | 800m | 600m | 400m | 200m | Last 600m | |
|-------------|-----|-----------------|---------|---------------------|--------------------|----------------------|----------------------|----------------------|----------------------|----------------------|-----------|---------------------------|
| Field Times | | | | | | 0:55.21 (0:10.22) | 0:44.99 (0:10.32) | 0:34.67 (0:11.07) | 0:23.60 (0:11.52) | 0:12.08 (0:12.08) | 0:34.67 | |
| Rank | TAB | Horse/Jockey | Barrier | Top Speed [km/h] | Fastest Section | | | | | | Margin | Distance Travelled [m] |
| 1 | 2 | ZI WIN | 6 | 71.4 | 0:10.27 | 0:55.21 [1] | 0:44.83 [5] | 0:34.56 [4] | 0:23.60 [1] | 0:12.08 [1] | 0:55.21 | 0:34.56 |
| | | Lacey Morrison | | 800m | 800m | (0:10.38) | (0:10.27) | (0:10.96) | (0:11.52) | (0:12.08) | | |
| 2 | 9 | LADY DAMUS | 2 | 71.4 | 0:10.06 | 0:55.25 [2] | 0:44.75 [8] | 0:34.69 [2] | 0:23.55 [4] | 0:12.11 [2] | 0.28L | 0:34.69 +6 |
| | | Ryan Wiggins | | Overall | 800m | (0:10.50) | (0:10.06) | (0:11.14) | (0:11.44) | (0:12.11) | | |
| 3 | 3 | DELANCY | 12 | 69.2 | 0:10.22 | 0:55.27 [3] | 0:45.05 [1] | 0:34.45 [7] | 0:23.33 [8] | 0:11.97 [6] | 0.36L | 0:34.45 +5 |
| | | Nathan Day | | 800m | Overall | (0:10.22) | (0:10.60) | (0:11.12) | (0:11.36) | (0:11.97) | | |
| 4 | 7 | IAMRUSTYPARKER | 10 | 70.6 | 0:10.33 | 0:55.48 [4] | 0:45.15 [4] | 0:34.79 [5] | 0:23.76 [5] | 0:12.19 [5] | 1.62L | 0:34.79 +7 |
| | | Chris Whiteley | | 800m | Overall | (0:10.33) | (0:10.36) | (0:11.03) | (0:11.57) | (0:12.19) | | |
| 5 | 4 | SONIC LIGHT | 1 | 70.8 | 0:10.31 | 0:55.71 [5] | 0:45.40 [3] | 0:34.99 [6] | 0:23.86 [7] | 0:12.19 [7] | 2.97L | 0:34.99 -2 |
| | | Adam Sewell | | Overall | Overall | (0:10.31) | (0:10.41) | (0:11.13) | (0:11.67) | (0:12.19) | | |
| 6 | 12 | POWER PUFF | 9 | 71.3 | 0:10.31 | 0:55.75 [6] | 0:45.19 [10] | 0:34.88 [8] | 0:23.96 [6] | 0:12.56 [3] | 3.18L | 0:34.88 +1 |
| | | Jackson Murphy | | 800m | 800m | (0:10.56) | (0:10.31) | (0:10.92) | (0:11.40) | (0:12.56) | | |
| 7 | 8 | SIMPLY BEANS | 7 | 71.5 | 0:10.27 | 0:55.85 [7] | 0:45.58 [2] | 0:35.31 [1] | 0:24.21 [2] | 0:12.59 [4] | 3.77L | 0:35.31 +4 |
| | | Miss Lauren | | 800m | Overall | (0:10.27) | (0:10.27) | (0:11.10) | (0:11.62) | (0:12.59) | | |
| 8 | 10 | LORD POWER | 11 | 69.7 | 0:10.37 | 0:56.27 [8] | 0:45.60 [11] | 0:35.23 [10] | 0:24.17 [10] | 0:12.36 [10] | 6.23L | 0:35.23 -3 |
| | | Nathan Thomas | | 800m | 800m | (0:10.67) | (0:10.37) | (0:11.06) | (0:11.81) | (0:12.36) | | |
| 9 | 11 | TAORMINA RHYTHM | 3 | 69.9 | 0:10.40 | 0:56.29 [9] | 0:45.80 [7] | 0:35.40 [9] | 0:24.22 [9] | 0:12.49 [8] | 6.39L | 0:35.40 -2 |
| | | Adrian Layt | | 800m | 800m | (0:10.49) | (0:10.40) | (0:11.18) | (0:11.73) | (0:12.49) | | |
| 10 | 1 | NO LOVE LOST | 5 | 69.3 | 0:10.55 | 0:56.89 [10] | 0:46.34 [9] | 0:35.73 [11] | 0:24.38 [11] | 0:12.56 [11] | 9.91L | 0:35.73 -2 |
| | | Lachlan Overall | | 800m | Overall | (0:10.55) | (0:10.61) | (0:11.35) | (0:11.82) | (0:12.56) | | |

Scratched: Whey Mischief (#5)

Report Created: Mon 22 April 2024 16:44 GMT+10 (Note: Timing is based on position data)

Page 1/13

[] Ranking at each section and finish
-:-:- No data available at this section
NA No data available

SCN Saddle cloth number
DNF Did not finish
DNT Did not track

data processed by  TRIPLESDATA



Ladbroke's Cannon Park QLD Professional
Race 5: PAUL DAVIS CHARTERED ACCOUNTANT RATINGS BAND 0 - 55
Handicap - 950m
22 April 2024 - 16:09



Track Rating: Soft 5, Weather: Fine, Rail Position: +1.5m 1000m-930m; True Remainder

| Section | | | | | Overall | 800m | 600m | 400m | 200m | Last 600m | | | |
|-------------|-----|---------------|---------|---------------------|----------------------|----------------------|----------------------|----------------------|----------------------|-------------|---------------------------|---------|----|
| Field Times | | | | | 0:55.21 (0:10.22) | 0:44.99 (0:10.32) | 0:34.67 (0:11.07) | 0:23.60 (0:11.52) | 0:12.08 (0:12.08) | 0:34.67 | | | |
| Rank | TAB | Horse/Jockey | Barrier | Top Speed [km/h] | Fastest Section | Margin | | | | | Distance Travelled [m] | | |
| 11 | 6 | MAIORI | 4 | 72.2 | 0:10.20 | 0:57.82 [11] | 0:47.44 [6] | 0:37.24 [3] | 0:26.16 [3] | 0:13.92 [9] | 15.35L | 0:37.24 | -2 |
| | | Chelsea Jokic | | 800m | 800m | (0:10.38) | (0:10.20) | (0:11.08) | (0:12.24) | (0:13.92) | | | |

Scratched: Whey Mischief (#5)



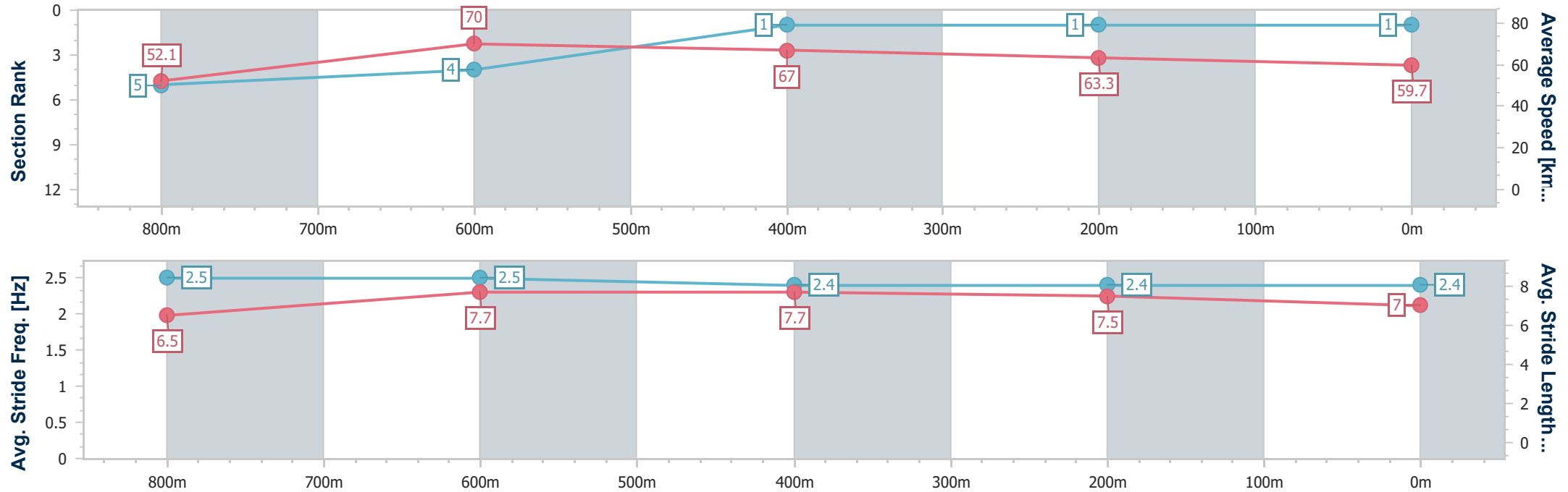
| | |
|--------------------------------|----------------|
| Horse/Jockey Name | Zi Win |
| Final Rank | 1 |
| Fastest Section Time (Section) | 0:10.27 (800m) |
| Top Speed [km/h] (Section) | 71.4 (800m) |
| Race State | Finished |



Ladbrokes Cannon Park QLD Professional
Race 5: PAUL DAVIS CHARTERED ACCOUNTANT RATINGS
BAND 0 - 55 Handicap - 950m
22 April 2024 - 16:09
Track Rating: Soft 5, Weather: Fine, Rail Position: +1.5m 1000m-930m; True Remainder



| Section | Overall | 800m | 600m | 400m | 200m | | | | | | | | | | |
|------------------------|--------------------------|--------------------------|--------------------------|--------------------------|--------------------------|--|--|--|--|--|--|--|--|--|--|
| Section Times | 0:55.21 [1] (0:10.38) | 0:44.83 [5] (0:10.27) | 0:34.56 [4] (0:10.96) | 0:23.60 [1] (0:11.52) | 0:12.08 [1] (0:12.08) | | | | | | | | | | |
| Average Speed [km/h] | 52.1 | 70.0 | 67.0 | 63.3 | 59.7 | | | | | | | | | | |
| Top Speed [km/h] | 69.2 | 71.4 | 68.4 | 65.2 | 62.0 | | | | | | | | | | |
| Avg. Dist. to Rail [m] | 5.1 | 2.1 | 2.3 | 4.7 | 3.5 | | | | | | | | | | |
| Avg. Stride Freq. [Hz] | 2.5 | 2.5 | 2.4 | 2.4 | 2.4 | | | | | | | | | | |
| Avg. Stride Length [m] | 6.5 | 7.7 | 7.7 | 7.5 | 7.0 | | | | | | | | | | |





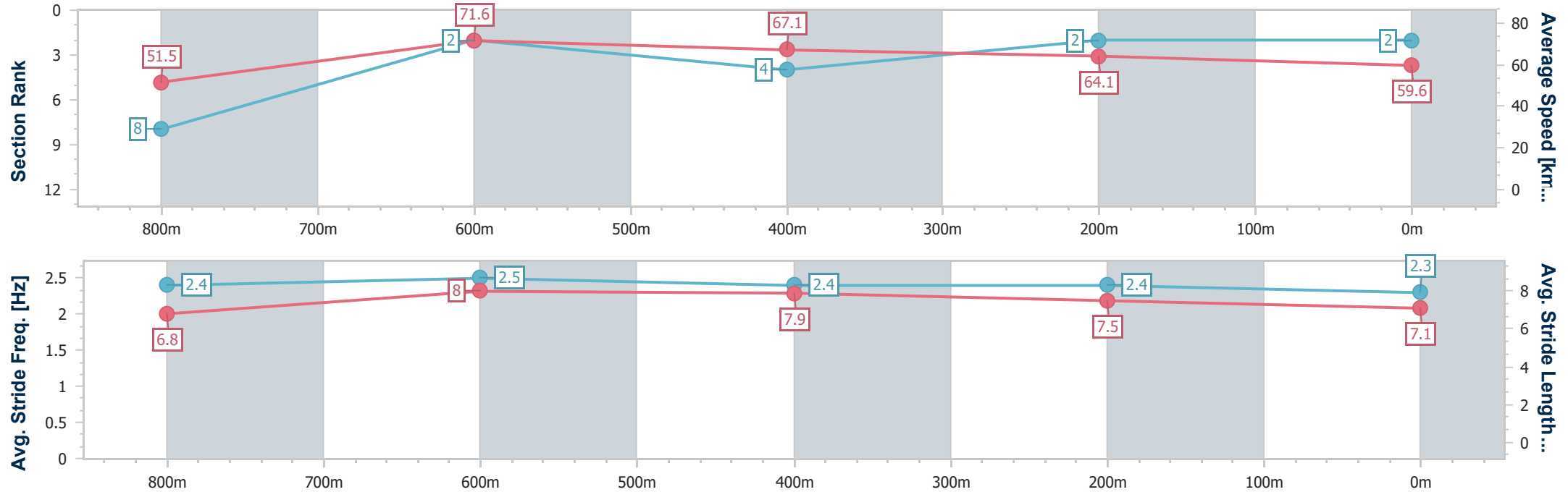
| | |
|--------------------------------|----------------|
| Horse/Jockey Name | Lady Damus |
| Final Rank | 2 |
| Fastest Section Time (Section) | 0:10.06 (800m) |
| Top Speed [km/h] (Section) | 71.4 (Overall) |
| Race State | Finished |



Ladbrokes Cannon Park QLD Professional
Race 5: PAUL DAVIS CHARTERED ACCOUNTANT RATINGS
BAND 0 - 55 Handicap - 950m
22 April 2024 - 16:09
Track Rating: Soft 5, Weather: Fine, Rail Position: +1.5m 1000m-930m; True Remainder



| Section | Overall | 800m | 600m | 400m | 200m | | | | | | | | | | | | | | |
|------------------------|--------------------------|--------------------------|--------------------------|--------------------------|--------------------------|--|--|--|--|--|--|--|--|--|--|--|--|--|--|
| Section Times | 0:55.25 [2] (0:10.50) | 0:44.75 [8] (0:10.06) | 0:34.69 [2] (0:11.14) | 0:23.55 [4] (0:11.44) | 0:12.11 [2] (0:12.11) | | | | | | | | | | | | | | |
| Average Speed [km/h] | 51.5 | 71.6 | 67.1 | 64.1 | 59.6 | | | | | | | | | | | | | | |
| Top Speed [km/h] | 71.4 | 68.4 | 68.0 | 66.2 | 62.3 | | | | | | | | | | | | | | |
| Avg. Dist. to Rail [m] | 2.1 | 2.5 | 5.4 | 5.4 | 2.3 | | | | | | | | | | | | | | |
| Avg. Stride Freq. [Hz] | 2.4 | 2.5 | 2.4 | 2.4 | 2.3 | | | | | | | | | | | | | | |
| Avg. Stride Length [m] | 6.8 | 8.0 | 7.9 | 7.5 | 7.1 | | | | | | | | | | | | | | |





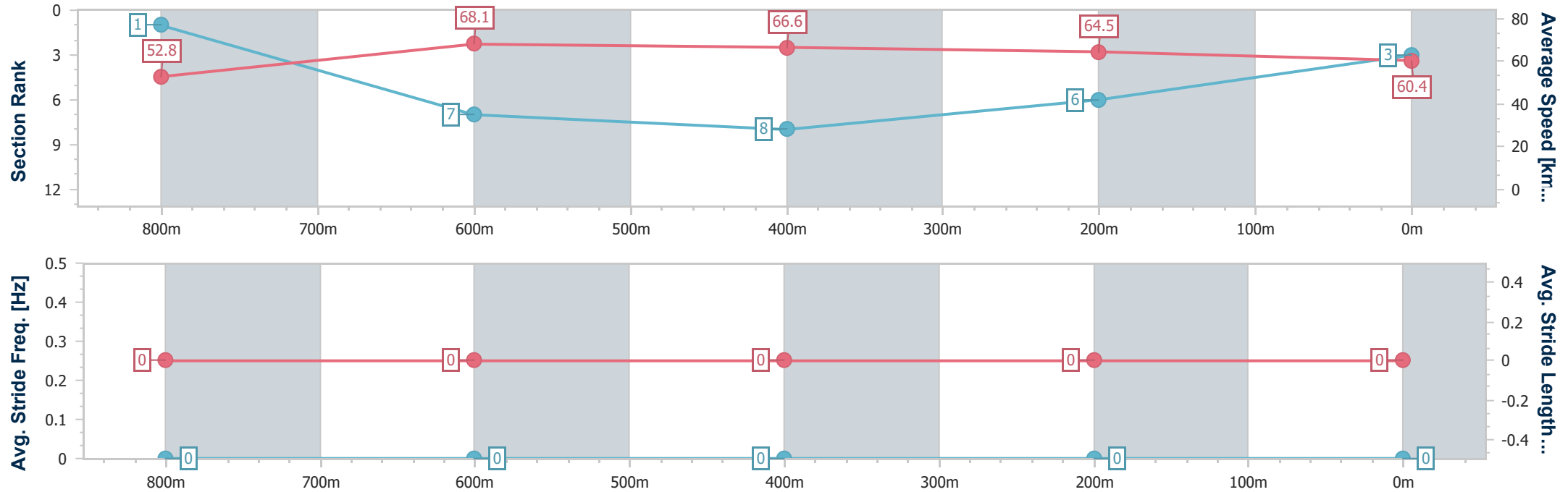
| | |
|--------------------------------|-------------------|
| Horse/Jockey Name | Delancy |
| Final Rank | 3 |
| Fastest Section Time (Section) | 0:10.22 (Overall) |
| Top Speed [km/h] (Section) | 69.2 (800m) |
| Race State | Finished |



Ladbroke's Cannon Park QLD Professional
Race 5: PAUL DAVIS CHARTERED ACCOUNTANT RATINGS
BAND 0 - 55 Handicap - 950m
22 April 2024 - 16:09
Track Rating: Soft 5, Weather: Fine, Rail Position: +1.5m 1000m-930m; True Remainder



| Section | Overall | 800m | 600m | 400m | 200m | | | | | | | | | | |
|------------------------|--------------------------|--------------------------|--------------------------|--------------------------|--------------------------|--|--|--|--|--|--|--|--|--|--|
| Section Times | 0:55.27 [3] (0:10.22) | 0:45.05 [1] (0:10.60) | 0:34.45 [7] (0:11.12) | 0:23.33 [8] (0:11.36) | 0:11.97 [6] (0:11.97) | | | | | | | | | | |
| Average Speed [km/h] | 52.8 | 68.1 | 66.6 | 64.5 | 60.4 | | | | | | | | | | |
| Top Speed [km/h] | 67.3 | 69.2 | 67.5 | 66.3 | 64.2 | | | | | | | | | | |
| Avg. Dist. to Rail [m] | 9.9 | 6.0 | 4.5 | 7.8 | 7.9 | | | | | | | | | | |
| Avg. Stride Freq. [Hz] | -- | -- | -- | -- | -- | | | | | | | | | | |
| Avg. Stride Length [m] | -- | -- | -- | -- | -- | | | | | | | | | | |





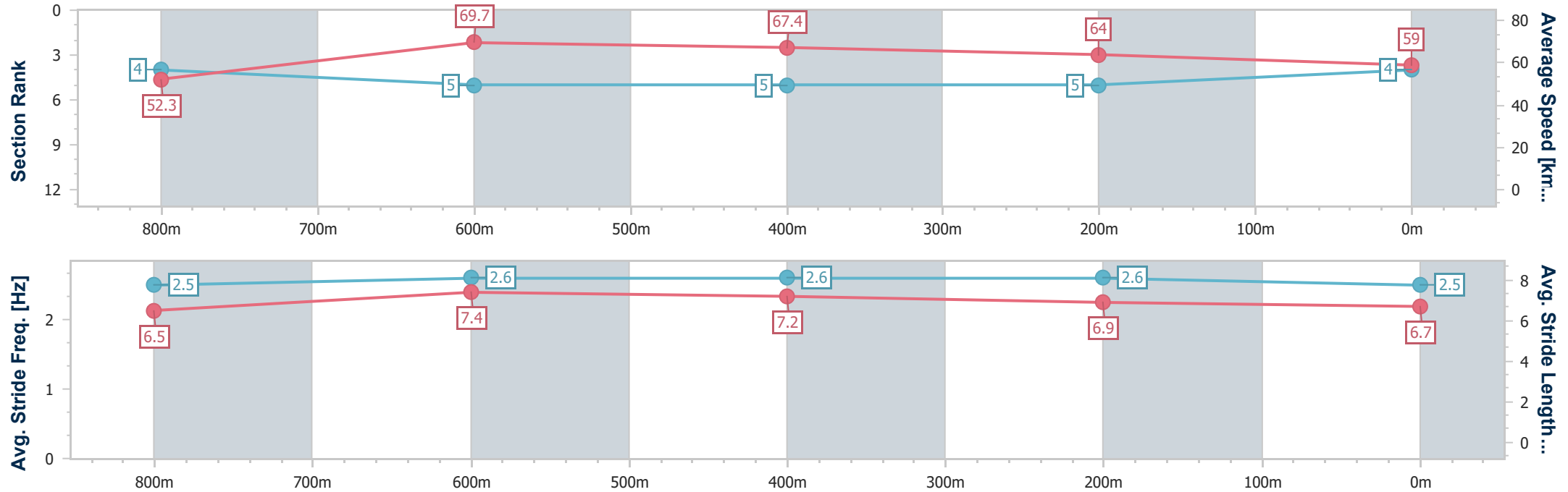
| | |
|--------------------------------|-------------------|
| Horse/Jockey Name | lamrustyparker |
| Final Rank | 4 |
| Fastest Section Time (Section) | 0:10.33 (Overall) |
| Top Speed [km/h] (Section) | 70.6 (800m) |
| Race State | Finished |



Ladbroke's Cannon Park QLD Professional
Race 5: PAUL DAVIS CHARTERED ACCOUNTANT RATINGS
BAND 0 - 55 Handicap - 950m
22 April 2024 - 16:09
Track Rating: Soft 5, Weather: Fine, Rail Position: +1.5m 1000m-930m; True Remainder



| Section | Overall | 800m | 600m | 400m | 200m | | | | | | | | | | |
|------------------------|--------------------------|--------------------------|--------------------------|--------------------------|--------------------------|--|--|--|--|--|--|--|--|--|--|
| Section Times | 0:55.48 [4] (0:10.33) | 0:45.15 [4] (0:10.36) | 0:34.79 [5] (0:11.03) | 0:23.76 [5] (0:11.57) | 0:12.19 [5] (0:12.19) | | | | | | | | | | |
| Average Speed [km/h] | 52.3 | 69.7 | 67.4 | 64.0 | 59.0 | | | | | | | | | | |
| Top Speed [km/h] | 69.6 | 70.6 | 68.6 | 65.4 | 63.1 | | | | | | | | | | |
| Avg. Dist. to Rail [m] | 8.8 | 5.1 | 5.0 | 9.5 | 9.6 | | | | | | | | | | |
| Avg. Stride Freq. [Hz] | 2.5 | 2.6 | 2.6 | 2.6 | 2.5 | | | | | | | | | | |
| Avg. Stride Length [m] | 6.5 | 7.4 | 7.2 | 6.9 | 6.7 | | | | | | | | | | |



- [] Ranking at each section and finish
- .-.- No data available at this section
- NA No data available



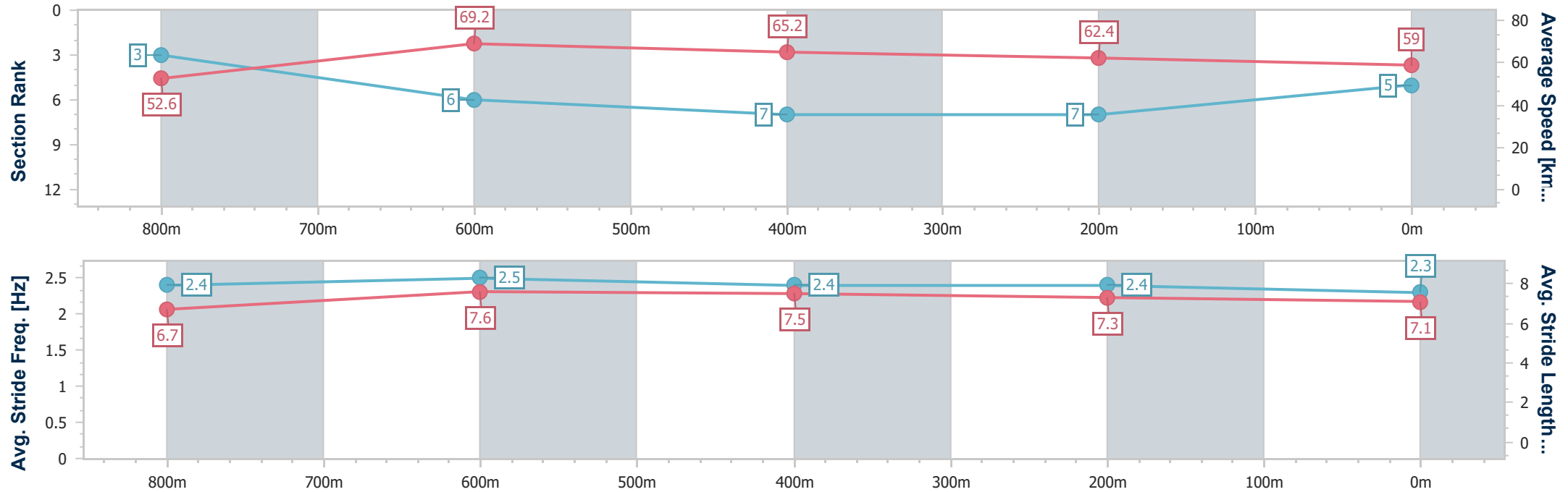
| | |
|--------------------------------|-------------------|
| Horse/Jockey Name | Sonic Light |
| Final Rank | 5 |
| Fastest Section Time (Section) | 0:10.31 (Overall) |
| Top Speed [km/h] (Section) | 70.8 (Overall) |
| Race State | Finished |



Ladbrokes Cannon Park QLD Professional
Race 5: PAUL DAVIS CHARTERED ACCOUNTANT RATINGS
BAND 0 - 55 Handicap - 950m
22 April 2024 - 16:09
Track Rating: Soft 5, Weather: Fine, Rail Position: +1.5m 1000m-930m; True Remainder



| Section | Overall | 800m | 600m | 400m | 200m | | | | | | | | | | |
|------------------------|--------------------------|--------------------------|--------------------------|--------------------------|--------------------------|--|--|--|--|--|--|--|--|--|--|
| Section Times | 0:55.71 [5] (0:10.31) | 0:45.40 [3] (0:10.41) | 0:34.99 [6] (0:11.13) | 0:23.86 [7] (0:11.67) | 0:12.19 [7] (0:12.19) | | | | | | | | | | |
| Average Speed [km/h] | 52.6 | 69.2 | 65.2 | 62.4 | 59.0 | | | | | | | | | | |
| Top Speed [km/h] | 70.8 | 69.8 | 68.2 | 64.0 | 61.9 | | | | | | | | | | |
| Avg. Dist. to Rail [m] | 3.8 | 1.7 | 1.8 | 2.6 | 2.5 | | | | | | | | | | |
| Avg. Stride Freq. [Hz] | 2.4 | 2.5 | 2.4 | 2.4 | 2.3 | | | | | | | | | | |
| Avg. Stride Length [m] | 6.7 | 7.6 | 7.5 | 7.3 | 7.1 | | | | | | | | | | |





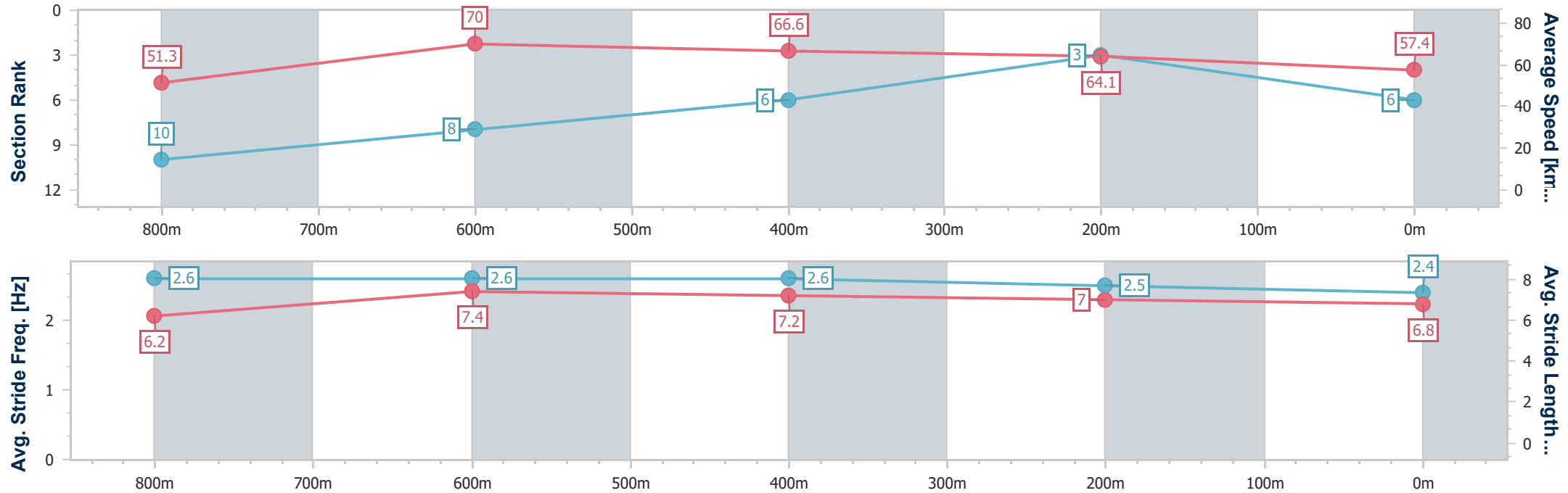
| | |
|--------------------------------|----------------|
| Horse/Jockey Name | Power Puff |
| Final Rank | 6 |
| Fastest Section Time (Section) | 0:10.31 (800m) |
| Top Speed [km/h] (Section) | 71.3 (800m) |
| Race State | Finished |



Ladbroke's Cannon Park QLD Professional
Race 5: PAUL DAVIS CHARTERED ACCOUNTANT RATINGS
BAND 0 - 55 Handicap - 950m
22 April 2024 - 16:09
Track Rating: Soft 5, Weather: Fine, Rail Position: +1.5m 1000m-930m; True Remainder



| Section | Overall | 800m | 600m | 400m | 200m | | | | | | | | | | |
|------------------------|--------------------------|---------------------------|--------------------------|--------------------------|--------------------------|--|--|--|--|--|--|--|--|--|--|
| Section Times | 0:55.75 [6] (0:10.56) | 0:45.19 [10] (0:10.31) | 0:34.88 [8] (0:10.92) | 0:23.96 [6] (0:11.40) | 0:12.56 [3] (0:12.56) | | | | | | | | | | |
| Average Speed [km/h] | 51.3 | 70.0 | 66.6 | 64.1 | 57.4 | | | | | | | | | | |
| Top Speed [km/h] | 68.9 | 71.3 | 70.1 | 65.3 | 63.4 | | | | | | | | | | |
| Avg. Dist. to Rail [m] | 2.6 | 0.7 | 2.0 | 5.5 | 5.6 | | | | | | | | | | |
| Avg. Stride Freq. [Hz] | 2.6 | 2.6 | 2.6 | 2.5 | 2.4 | | | | | | | | | | |
| Avg. Stride Length [m] | 6.2 | 7.4 | 7.2 | 7.0 | 6.8 | | | | | | | | | | |





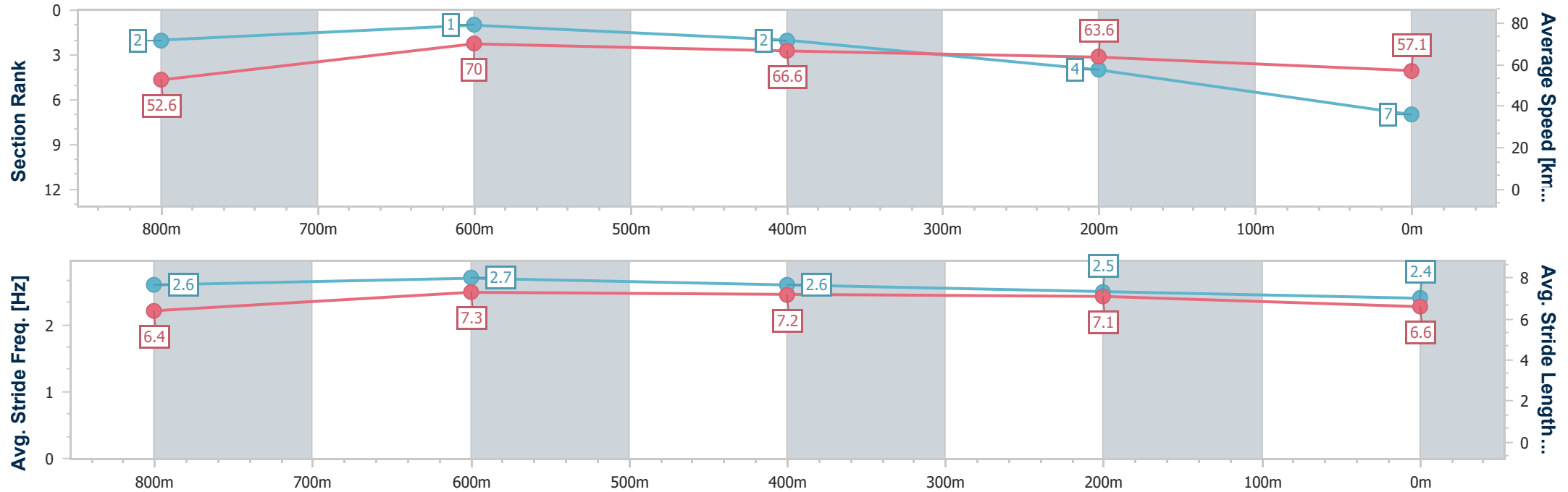
| | |
|--------------------------------|-------------------|
| Horse/Jockey Name | Simply Beans |
| Final Rank | 7 |
| Fastest Section Time (Section) | 0:10.27 (Overall) |
| Top Speed [km/h] (Section) | 71.5 (800m) |
| Race State | Finished |



Ladbrokes Cannon Park QLD Professional
Race 5: PAUL DAVIS CHARTERED ACCOUNTANT RATINGS
BAND 0 - 55 Handicap - 950m
22 April 2024 - 16:09
Track Rating: Soft 5, Weather: Fine, Rail Position: +1.5m 1000m-930m; True Remainder



| Section | Overall | 800m | 600m | 400m | 200m | | | | | | | | | | |
|------------------------|--------------------------|--------------------------|--------------------------|--------------------------|--------------------------|--|--|--|--|--|--|--|--|--|--|
| Section Times | 0:55.85 [7] (0:10.27) | 0:45.58 [2] (0:10.27) | 0:35.31 [1] (0:11.10) | 0:24.21 [2] (0:11.62) | 0:12.59 [4] (0:12.59) | | | | | | | | | | |
| Average Speed [km/h] | 52.6 | 70.0 | 66.6 | 63.6 | 57.1 | | | | | | | | | | |
| Top Speed [km/h] | 71.5 | 71.5 | 69.9 | 65.1 | 62.0 | | | | | | | | | | |
| Avg. Dist. to Rail [m] | 8.3 | 4.4 | 4.1 | 7.1 | 5.9 | | | | | | | | | | |
| Avg. Stride Freq. [Hz] | 2.6 | 2.7 | 2.6 | 2.5 | 2.4 | | | | | | | | | | |
| Avg. Stride Length [m] | 6.4 | 7.3 | 7.2 | 7.1 | 6.6 | | | | | | | | | | |





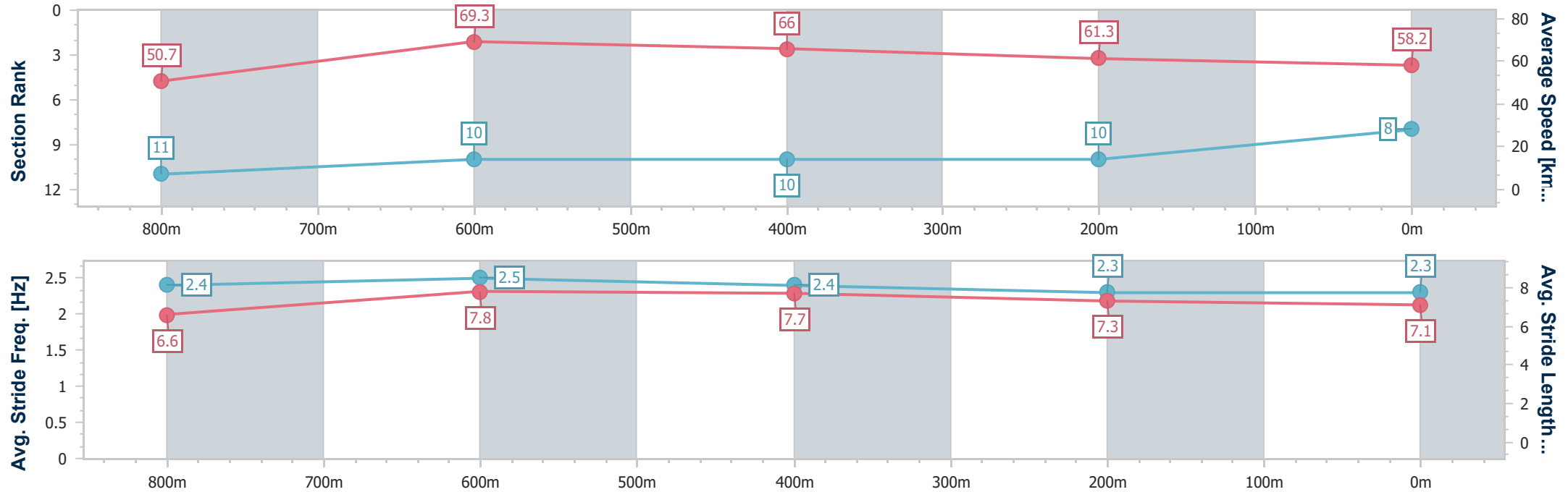
| | |
|--------------------------------|----------------|
| Horse/Jockey Name | Lord Power |
| Final Rank | 8 |
| Fastest Section Time (Section) | 0:10.37 (800m) |
| Top Speed [km/h] (Section) | 69.7 (800m) |
| Race State | Finished |



Ladbrokes Cannon Park QLD Professional
Race 5: PAUL DAVIS CHARTERED ACCOUNTANT RATINGS
BAND 0 - 55 Handicap - 950m
22 April 2024 - 16:09
Track Rating: Soft 5, Weather: Fine, Rail Position: +1.5m 1000m-930m; True Remainder



| Section | Overall | 800m | 600m | 400m | 200m | | | | | | | | | | |
|------------------------|--------------------------|---------------------------|---------------------------|---------------------------|---------------------------|--|--|--|--|--|--|--|--|--|--|
| Section Times | 0:56.27 [8] (0:10.67) | 0:45.60 [11] (0:10.37) | 0:35.23 [10] (0:11.06) | 0:24.17 [10] (0:11.81) | 0:12.36 [10] (0:12.36) | | | | | | | | | | |
| Average Speed [km/h] | 50.7 | 69.3 | 66.0 | 61.3 | 58.2 | | | | | | | | | | |
| Top Speed [km/h] | 68.0 | 69.7 | 69.0 | 65.5 | 59.4 | | | | | | | | | | |
| Avg. Dist. to Rail [m] | 11.2 | 4.5 | 2.1 | 1.9 | 3.9 | | | | | | | | | | |
| Avg. Stride Freq. [Hz] | 2.4 | 2.5 | 2.4 | 2.3 | 2.3 | | | | | | | | | | |
| Avg. Stride Length [m] | 6.6 | 7.8 | 7.7 | 7.3 | 7.1 | | | | | | | | | | |



- [] Ranking at each section and finish
- .-.- No data available at this section
- NA No data available



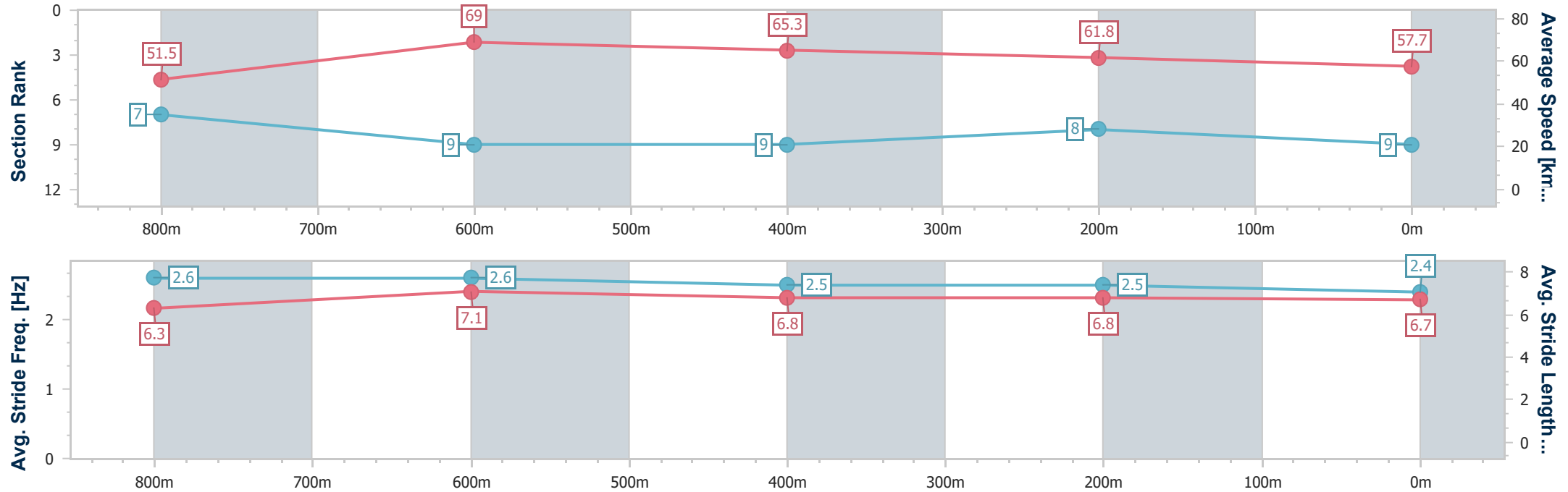
| | |
|--------------------------------|-----------------|
| Horse/Jockey Name | Taormina Rhythm |
| Final Rank | 9 |
| Fastest Section Time (Section) | 0:10.40 (800m) |
| Top Speed [km/h] (Section) | 69.9 (800m) |
| Race State | Finished |



Ladbroke's Cannon Park QLD Professional
Race 5: PAUL DAVIS CHARTERED ACCOUNTANT RATINGS
BAND 0 - 55 Handicap - 950m
22 April 2024 - 16:09
Track Rating: Soft 5, Weather: Fine, Rail Position: +1.5m 1000m-930m; True Remainder



| Section | Overall | 800m | 600m | 400m | 200m | | | | | | | | | | |
|------------------------|--------------------------|--------------------------|--------------------------|--------------------------|--------------------------|--|--|--|--|--|--|--|--|--|--|
| Section Times | 0:56.29 [9] (0:10.49) | 0:45.80 [7] (0:10.40) | 0:35.40 [9] (0:11.18) | 0:24.22 [9] (0:11.73) | 0:12.49 [8] (0:12.49) | | | | | | | | | | |
| Average Speed [km/h] | 51.5 | 69.0 | 65.3 | 61.8 | 57.7 | | | | | | | | | | |
| Top Speed [km/h] | 68.5 | 69.9 | 66.9 | 63.8 | 60.6 | | | | | | | | | | |
| Avg. Dist. to Rail [m] | 4.2 | 2.4 | 1.8 | 4.1 | 6.2 | | | | | | | | | | |
| Avg. Stride Freq. [Hz] | 2.6 | 2.6 | 2.5 | 2.5 | 2.4 | | | | | | | | | | |
| Avg. Stride Length [m] | 6.3 | 7.1 | 6.8 | 6.8 | 6.7 | | | | | | | | | | |





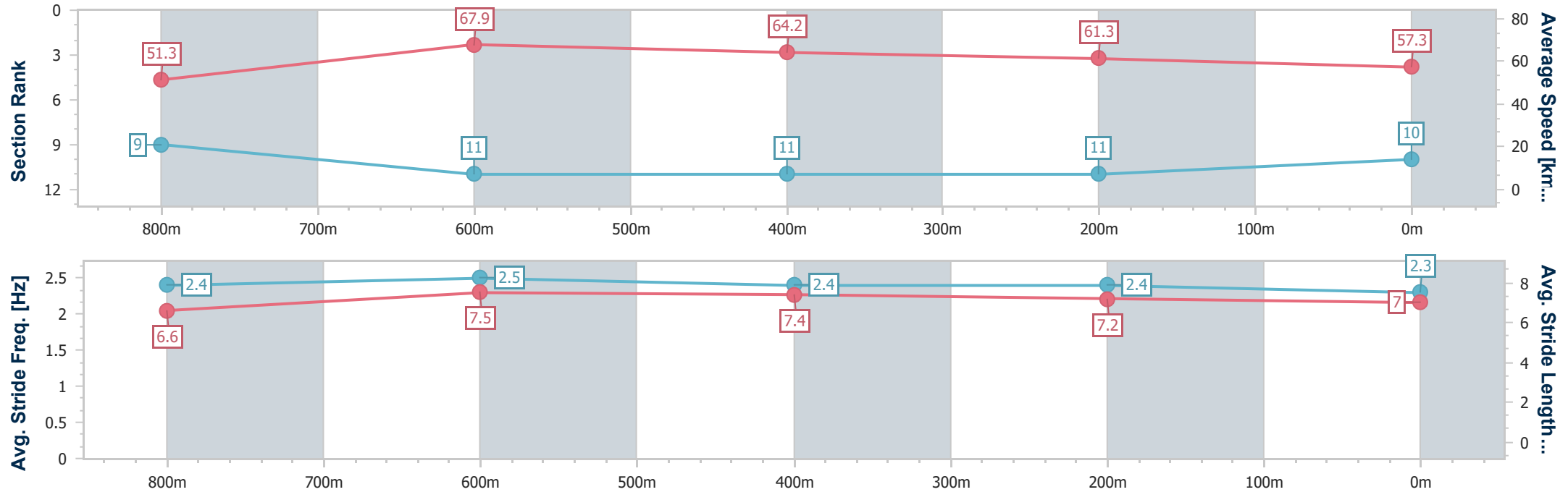
| | |
|--------------------------------|-------------------|
| Horse/Jockey Name | No Love Lost |
| Final Rank | 10 |
| Fastest Section Time (Section) | 0:10.55 (Overall) |
| Top Speed [km/h] (Section) | 69.3 (800m) |
| Race State | Finished |



Ladbrokes Cannon Park QLD Professional
Race 5: PAUL DAVIS CHARTERED ACCOUNTANT RATINGS
BAND 0 - 55 Handicap - 950m
22 April 2024 - 16:09
Track Rating: Soft 5, Weather: Fine, Rail Position: +1.5m 1000m-930m; True Remainder



| Section | Overall | 800m | 600m | 400m | 200m | | | | | | | | | | |
|------------------------|---------------------------|--------------------------|---------------------------|---------------------------|---------------------------|--|--|--|--|--|--|--|--|--|--|
| Section Times | 0:56.89 [10] (0:10.55) | 0:46.34 [9] (0:10.61) | 0:35.73 [11] (0:11.35) | 0:24.38 [11] (0:11.82) | 0:12.56 [11] (0:12.56) | | | | | | | | | | |
| Average Speed [km/h] | 51.3 | 67.9 | 64.2 | 61.3 | 57.3 | | | | | | | | | | |
| Top Speed [km/h] | 67.4 | 69.3 | 66.8 | 64.2 | 59.4 | | | | | | | | | | |
| Avg. Dist. to Rail [m] | 8.1 | 4.0 | 2.0 | 1.6 | 2.2 | | | | | | | | | | |
| Avg. Stride Freq. [Hz] | 2.4 | 2.5 | 2.4 | 2.4 | 2.3 | | | | | | | | | | |
| Avg. Stride Length [m] | 6.6 | 7.5 | 7.4 | 7.2 | 7.0 | | | | | | | | | | |





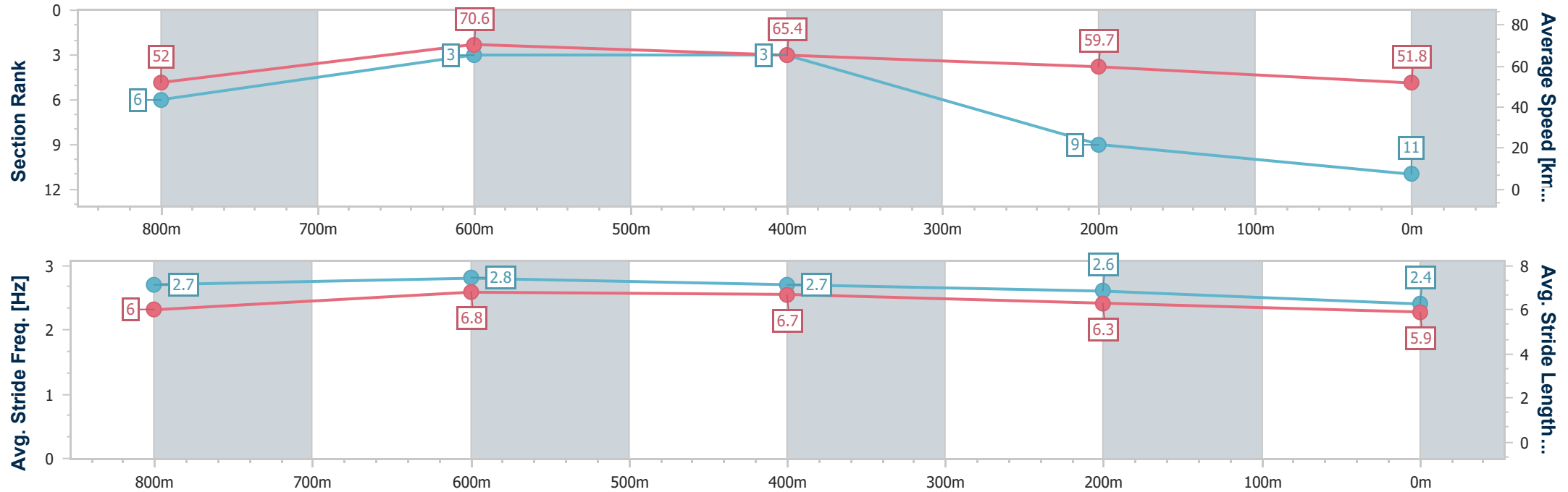
| | |
|--------------------------------|----------------|
| Horse/Jockey Name | Maiori |
| Final Rank | 11 |
| Fastest Section Time (Section) | 0:10.20 (800m) |
| Top Speed [km/h] (Section) | 72.2 (800m) |
| Race State | Finished |



Ladbrokes Cannon Park QLD Professional
Race 5: PAUL DAVIS CHARTERED ACCOUNTANT RATINGS
BAND 0 - 55 Handicap - 950m
22 April 2024 - 16:09
Track Rating: Soft 5, Weather: Fine, Rail Position: +1.5m 1000m-930m; True Remainder



| Section | Overall | 800m | 600m | 400m | 200m | | | | | | | | | | |
|------------------------|---------------------------|--------------------------|--------------------------|--------------------------|--------------------------|--|--|--|--|--|--|--|--|--|--|
| Section Times | 0:57.82 [11] (0:10.38) | 0:47.44 [6] (0:10.20) | 0:37.24 [3] (0:11.08) | 0:26.16 [3] (0:12.24) | 0:13.92 [9] (0:13.92) | | | | | | | | | | |
| Average Speed [km/h] | 52.0 | 70.6 | 65.4 | 59.7 | 51.8 | | | | | | | | | | |
| Top Speed [km/h] | 70.6 | 72.2 | 68.0 | 63.3 | 58.7 | | | | | | | | | | |
| Avg. Dist. to Rail [m] | 4.0 | 1.1 | 1.7 | 5.9 | 5.7 | | | | | | | | | | |
| Avg. Stride Freq. [Hz] | 2.7 | 2.8 | 2.7 | 2.6 | 2.4 | | | | | | | | | | |
| Avg. Stride Length [m] | 6.0 | 6.8 | 6.7 | 6.3 | 5.9 | | | | | | | | | | |



- [] Ranking at each section and finish
- .-.- No data available at this section
- NA No data available



Ladbroke's Cannon Park QLD Professional

Race 6: LADBROKE IT! BENCHMARK 65 Handicap - 1250m

22 April 2024 - 16:36



Track Rating: Soft 5, Weather: Fine, Rail Position: +1.5m 1000m-930m; True Remainder

| Section | | Overall | | | | 1000m | 800m | 600m | 400m | 200m | Last 600m | | |
|-------------|-----|----------------------|---------|---------------------|--------------------|----------------------|----------------------|----------------------|----------------------|----------------------|-------------|---------------------------|-------------|
| Field Times | | 1:15.83 (0:17.02) | | | | 0:58.81 (0:11.72) | 0:47.09 (0:11.84) | 0:35.25 (0:11.75) | 0:23.50 (0:11.80) | 0:11.70 (0:11.70) | 0:35.25 | | |
| Rank | TAB | Horse/Jockey | Barrier | Top Speed [km/h] | Fastest Section | | | | | | Margin | Distance Travelled [m] | |
| 1 | 2 | INDICTMENT | 8 | 65.9 | 0:11.44 | 1:15.83 [1] | 0:58.51 [5] | 0:46.67 [5] | 0:34.85 [5] | 0:22.90 [6] | 0:11.46 [4] | 1:15.83 | 0:34.85 |
| | | Ryan Wiggins | | 200m | 400m | (0:17.32) | (0:11.84) | (0:11.82) | (0:11.95) | (0:11.44) | (0:11.46) | | |
| 2 | 6 | CROWNING MOMENT | 5 | 64.5 | 0:11.47 | 1:15.92 [2] | 0:58.42 [6] | 0:46.67 [7] | 0:34.90 [6] | 0:23.05 [5] | 0:11.58 [3] | 0.47L | 0:34.90 -4 |
| | | Rebecca Wilson | | 400m | 400m | (0:17.50) | (0:11.75) | (0:11.77) | (0:11.85) | (0:11.47) | (0:11.58) | | |
| 3 | 1 | HEALING GAME | 4 | 64.5 | 0:11.63 | 1:16.19 [3] | 0:58.92 [4] | 0:47.12 [4] | 0:35.38 [3] | 0:23.53 [3] | 0:11.90 [2] | 2.07L | 0:35.38 -4 |
| | | Miss Lauren Guernier | | 400m | 400m | (0:17.27) | (0:11.80) | (0:11.74) | (0:11.85) | (0:11.63) | (0:11.90) | | |
| 4 | 8 | FERUS | 6 | 63.5 | 0:11.71 | 1:16.19 [4] | 0:59.16 [2] | 0:47.45 [1] | 0:35.61 [1] | 0:23.86 [1] | 0:12.06 [1] | 2.11L | 0:35.61 -11 |
| | | Nathan Thomas | | 600m | 1000m | (0:17.03) | (0:11.71) | (0:11.84) | (0:11.75) | (0:11.80) | (0:12.06) | | |
| 5 | 9 | MT PETER MISS | 7 | 64.8 | 0:11.54 | 1:16.46 [5] | 0:58.61 [8] | 0:46.81 [9] | 0:35.04 [9] | 0:23.35 [9] | 0:11.81 [9] | 3.65L | 0:35.04 -6 |
| | | Adam Sewell | | 400m | 400m | (0:17.85) | (0:11.80) | (0:11.77) | (0:11.69) | (0:11.54) | (0:11.81) | | |
| 6 | 4 | COUNT OF CARFORD | 9 | 64.1 | 0:11.39 | 1:16.46 [6] | 0:58.27 [9] | 0:46.88 [8] | 0:35.04 [8] | 0:23.43 [8] | 0:11.85 [7] | 3.66L | 0:35.04 -15 |
| | | Lacey Morrison | | 600m | 1000m | (0:18.19) | (0:11.39) | (0:11.84) | (0:11.61) | (0:11.58) | (0:11.85) | | |
| 7 | 3 | TEN SCHILLING | 2 | 64.8 | 0:11.49 | 1:16.70 [7] | 0:58.95 [7] | 0:47.46 [6] | 0:35.61 [7] | 0:23.69 [7] | 0:12.07 [8] | 5.12L | 0:35.61 -13 |
| | | Jackson Murphy | | 400m | 1000m | (0:17.75) | (0:11.49) | (0:11.85) | (0:11.92) | (0:11.62) | (0:12.07) | | |
| 8 | 5 | SANTA MARINELLA | 3 | 62.4 | 0:11.72 | 1:17.16 [8] | 1:00.09 [3] | 0:48.37 [2] | 0:36.49 [2] | 0:24.70 [2] | 0:12.68 [5] | 7.79L | 0:36.49 -10 |
| | | Miss Jenna Edwards | | Overall | 1000m | (0:17.07) | (0:11.72) | (0:11.88) | (0:11.79) | (0:12.02) | (0:12.68) | | |
| 9 | 7 | BOLD FEELING | 1 | 62.5 | 0:11.79 | 1:17.24 [9] | 1:00.22 [1] | 0:48.28 [3] | 0:36.30 [4] | 0:24.51 [4] | 0:12.70 [6] | 8.29L | 0:36.30 -14 |
| | | Scott Sheargold | | 600m | 600m | (0:17.02) | (0:11.94) | (0:11.98) | (0:11.79) | (0:11.81) | (0:12.70) | | |



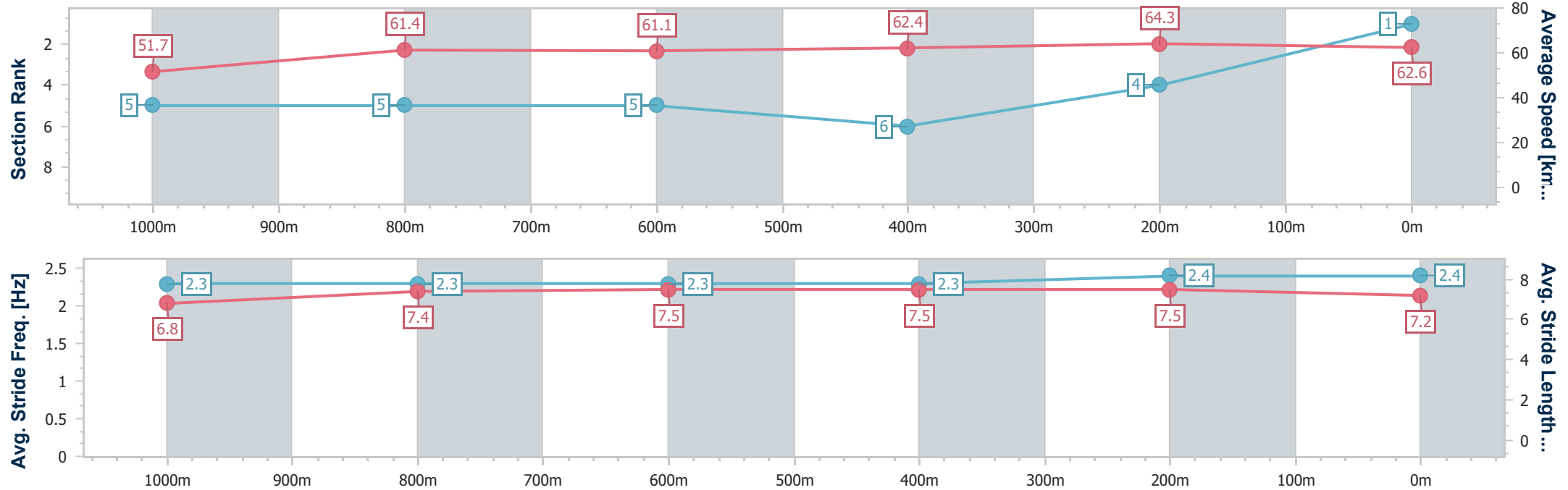
| | |
|--------------------------------|----------------|
| Horse/Jockey Name | Indictment |
| Final Rank | 1 |
| Fastest Section Time (Section) | 0:11.44 (400m) |
| Top Speed [km/h] (Section) | 65.9 (200m) |
| Race State | Finished |



Ladbrokes Cannon Park QLD Professional
Race 6: LADBROKE IT! BENCHMARK 65 Handicap - 1250m
22 April 2024 - 16:36
Track Rating: Soft 5, Weather: Fine, Rail Position: +1.5m 1000m-930m; True Remainder



| Section | Overall | 1000m | 800m | 600m | 400m | 200m | | | | | | | | |
|------------------------|--------------------------|--------------------------|--------------------------|--------------------------|--------------------------|--------------------------|--|--|--|--|--|--|--|--|
| Section Times | 1:15.83 [1] (0:17.32) | 0:58.51 [5] (0:11.84) | 0:46.67 [5] (0:11.82) | 0:34.85 [5] (0:11.95) | 0:22.90 [6] (0:11.44) | 0:11.46 [4] (0:11.46) | | | | | | | | |
| Average Speed [km/h] | 51.7 | 61.4 | 61.1 | 62.4 | 64.3 | 62.6 | | | | | | | | |
| Top Speed [km/h] | 64.5 | 62.9 | 63.2 | 63.6 | 65.8 | 65.9 | | | | | | | | |
| Avg. Dist. to Rail [m] | 2.1 | 2.3 | 3.9 | 5.5 | 7.4 | 8.8 | | | | | | | | |
| Avg. Stride Freq. [Hz] | 2.3 | 2.3 | 2.3 | 2.3 | 2.4 | 2.4 | | | | | | | | |
| Avg. Stride Length [m] | 6.8 | 7.4 | 7.5 | 7.5 | 7.5 | 7.2 | | | | | | | | |





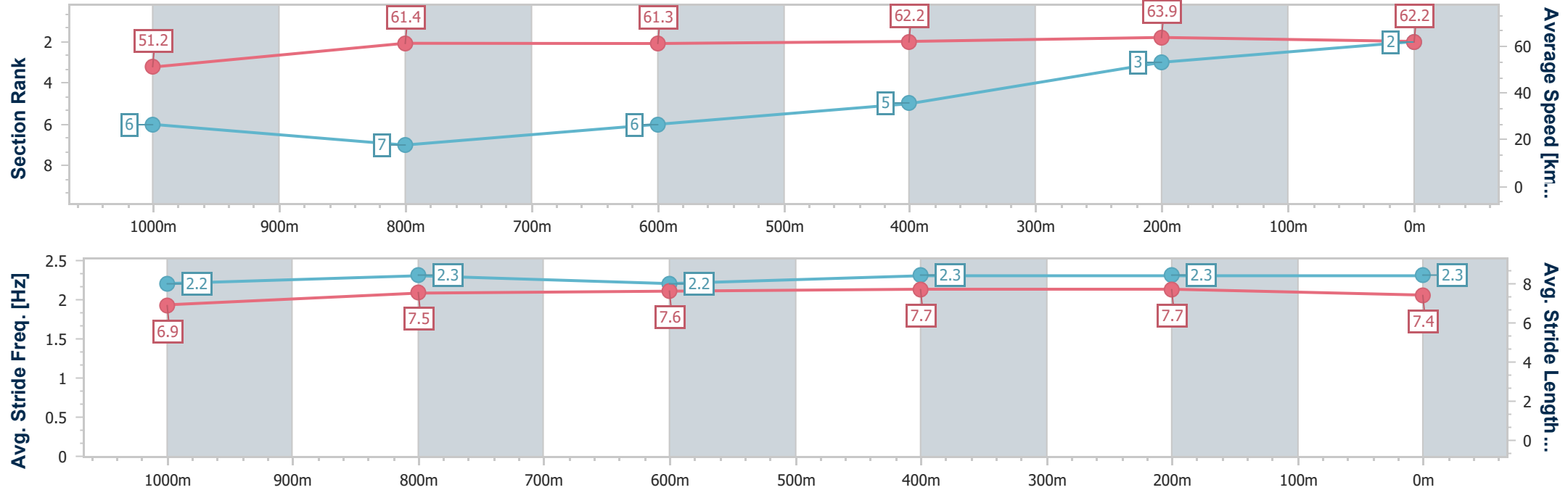
| | |
|--------------------------------|-----------------|
| Horse/Jockey Name | Crowning Moment |
| Final Rank | 2 |
| Fastest Section Time (Section) | 0:11.47 (400m) |
| Top Speed [km/h] (Section) | 64.5 (400m) |
| Race State | Finished |



Ladbrokes Cannon Park QLD Professional
Race 6: LADBROKE IT! BENCHMARK 65 Handicap - 1250m
22 April 2024 - 16:36
Track Rating: Soft 5, Weather: Fine, Rail Position: +1.5m 1000m-930m; True Remainder



| Section | Overall | 1000m | 800m | 600m | 400m | 200m | | | | | | | | |
|------------------------|--------------------------|--------------------------|--------------------------|--------------------------|--------------------------|--------------------------|--|--|--|--|--|--|--|--|
| Section Times | 1:15.92 [2] (0:17.50) | 0:58.42 [6] (0:11.75) | 0:46.67 [7] (0:11.77) | 0:34.90 [6] (0:11.85) | 0:23.05 [5] (0:11.47) | 0:11.58 [3] (0:11.58) | | | | | | | | |
| Average Speed [km/h] | 51.2 | 61.4 | 61.3 | 62.2 | 63.9 | 62.2 | | | | | | | | |
| Top Speed [km/h] | 63.5 | 64.1 | 64.1 | 64.1 | 64.5 | 64.0 | | | | | | | | |
| Avg. Dist. to Rail [m] | 2.2 | 1.0 | 2.2 | 3.7 | 5.2 | 3.8 | | | | | | | | |
| Avg. Stride Freq. [Hz] | 2.2 | 2.3 | 2.2 | 2.3 | 2.3 | 2.3 | | | | | | | | |
| Avg. Stride Length [m] | 6.9 | 7.5 | 7.6 | 7.7 | 7.7 | 7.4 | | | | | | | | |





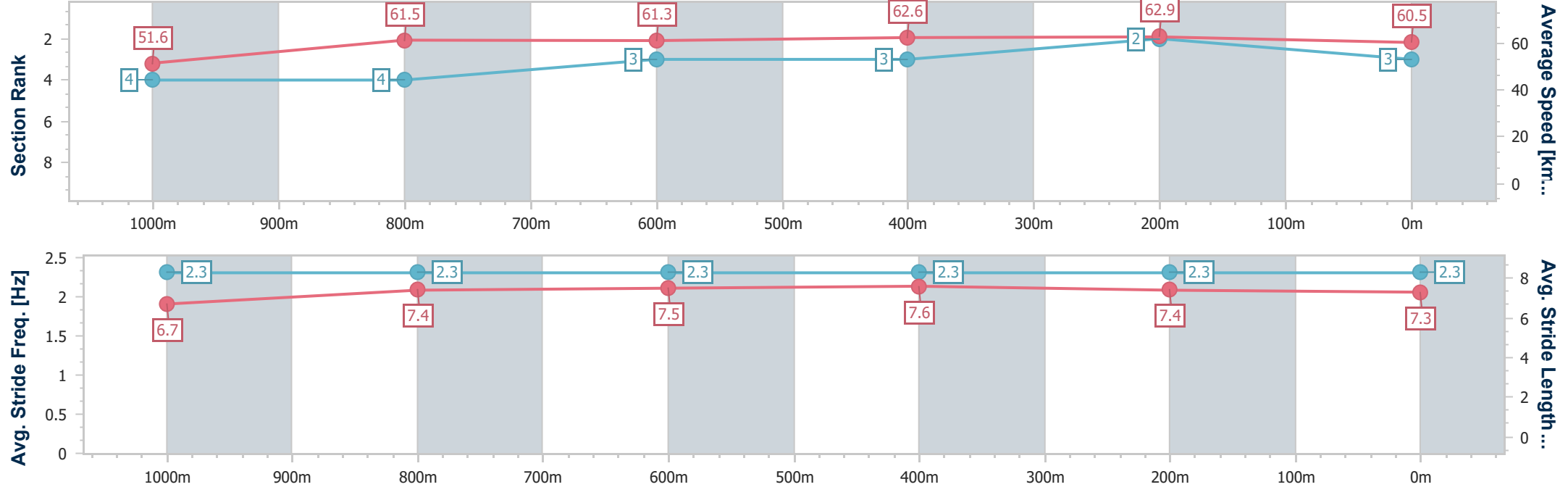
| | |
|--------------------------------|----------------|
| Horse/Jockey Name | Healing Game |
| Final Rank | 3 |
| Fastest Section Time (Section) | 0:11.63 (400m) |
| Top Speed [km/h] (Section) | 64.5 (400m) |
| Race State | Finished |



Ladbrokes Cannon Park QLD Professional
Race 6: LADBROKE IT! BENCHMARK 65 Handicap - 1250m
22 April 2024 - 16:36
Track Rating: Soft 5, Weather: Fine, Rail Position: +1.5m 1000m-930m; True Remainder



| Section | Overall | 1000m | 800m | 600m | 400m | 200m | | | | | | | |
|------------------------|--------------------------|--------------------------|--------------------------|--------------------------|--------------------------|--------------------------|--|--|--|--|--|--|--|
| Section Times | 1:16.19 [3] (0:17.27) | 0:58.92 [4] (0:11.80) | 0:47.12 [4] (0:11.74) | 0:35.38 [3] (0:11.85) | 0:23.53 [3] (0:11.63) | 0:11.90 [2] (0:11.90) | | | | | | | |
| Average Speed [km/h] | 51.6 | 61.5 | 61.3 | 62.6 | 62.9 | 60.5 | | | | | | | |
| Top Speed [km/h] | 61.9 | 62.3 | 63.4 | 63.3 | 64.5 | 62.3 | | | | | | | |
| Avg. Dist. to Rail [m] | 2.4 | 1.6 | 2.7 | 4.0 | 6.1 | 5.5 | | | | | | | |
| Avg. Stride Freq. [Hz] | 2.3 | 2.3 | 2.3 | 2.3 | 2.3 | 2.3 | | | | | | | |
| Avg. Stride Length [m] | 6.7 | 7.4 | 7.5 | 7.6 | 7.4 | 7.3 | | | | | | | |



[] Ranking at each section and finish
-.-.- No data available at this section
NA No data available



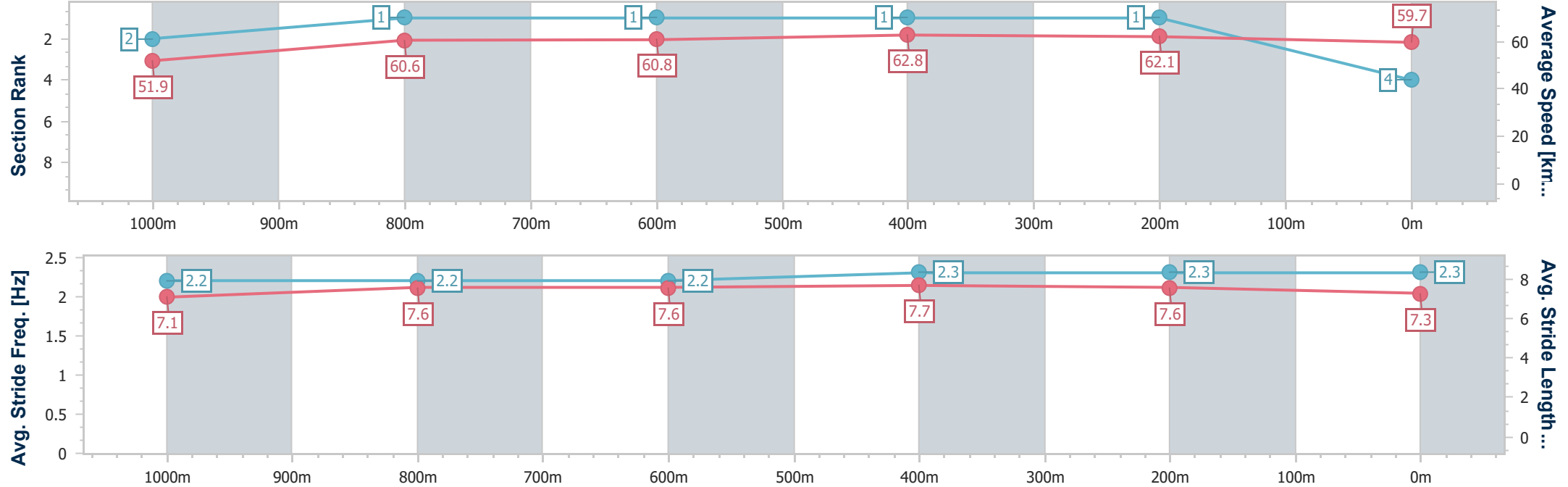
| | |
|--------------------------------|-----------------|
| Horse/Jockey Name | Ferus |
| Final Rank | 4 |
| Fastest Section Time (Section) | 0:11.71 (1000m) |
| Top Speed [km/h] (Section) | 63.5 (600m) |
| Race State | Finished |



Ladbrokes Cannon Park QLD Professional
Race 6: LADBROKE IT! BENCHMARK 65 Handicap - 1250m
22 April 2024 - 16:36
Track Rating: Soft 5, Weather: Fine, Rail Position: +1.5m 1000m-930m; True Remainder



| Section | Overall | 1000m | 800m | 600m | 400m | 200m | | | | | | | |
|------------------------|--------------------------|--------------------------|--------------------------|--------------------------|--------------------------|--------------------------|--|--|--|--|--|--|--|
| Section Times | 1:16.19 [4] (0:17.03) | 0:59.16 [2] (0:11.71) | 0:47.45 [1] (0:11.84) | 0:35.61 [1] (0:11.75) | 0:23.86 [1] (0:11.80) | 0:12.06 [1] (0:12.06) | | | | | | | |
| Average Speed [km/h] | 51.9 | 60.6 | 60.8 | 62.8 | 62.1 | 59.7 | | | | | | | |
| Top Speed [km/h] | 62.4 | 62.6 | 62.6 | 63.5 | 63.4 | 60.7 | | | | | | | |
| Avg. Dist. to Rail [m] | 5.6 | 2.4 | 2.7 | 3.9 | 5.1 | 6.2 | | | | | | | |
| Avg. Stride Freq. [Hz] | 2.2 | 2.2 | 2.2 | 2.3 | 2.3 | 2.3 | | | | | | | |
| Avg. Stride Length [m] | 7.1 | 7.6 | 7.6 | 7.7 | 7.6 | 7.3 | | | | | | | |





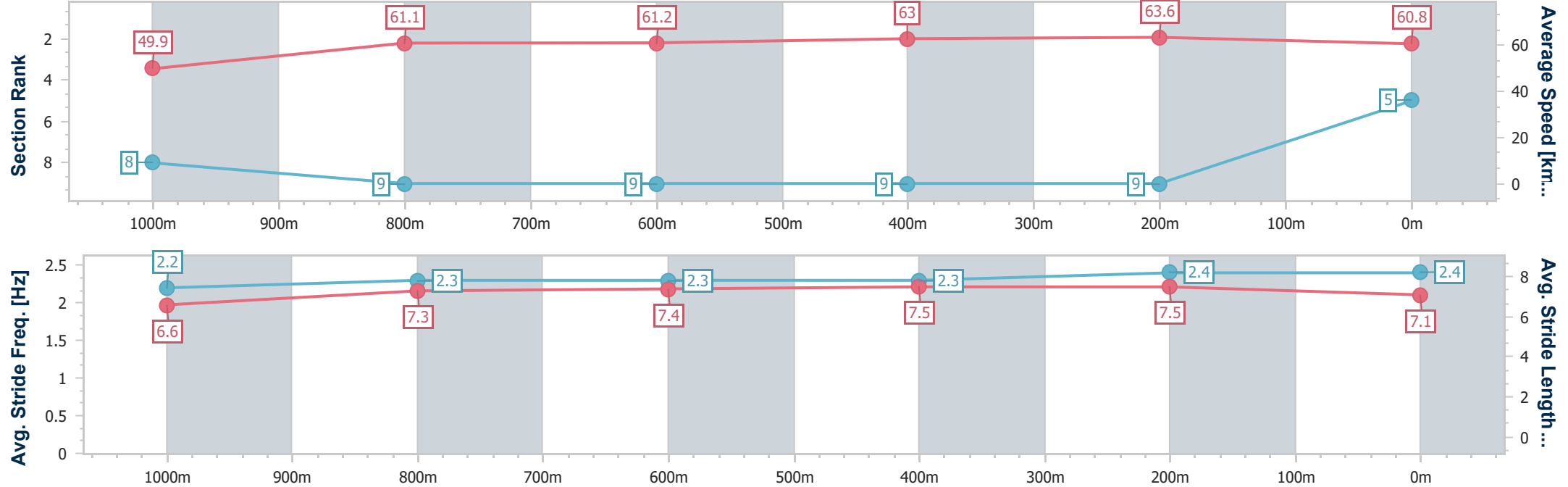
| | |
|--------------------------------|----------------|
| Horse/Jockey Name | Mt Peter Miss |
| Final Rank | 5 |
| Fastest Section Time (Section) | 0:11.54 (400m) |
| Top Speed [km/h] (Section) | 64.8 (400m) |
| Race State | Finished |



Ladbrokes Cannon Park QLD Professional
Race 6: LADBROKE IT! BENCHMARK 65 Handicap - 1250m
22 April 2024 - 16:36
Track Rating: Soft 5, Weather: Fine, Rail Position: +1.5m 1000m-930m; True Remainder



| Section | Overall | 1000m | 800m | 600m | 400m | 200m | | | | | | | |
|------------------------|--------------------------|--------------------------|--------------------------|--------------------------|--------------------------|--------------------------|--|--|--|--|--|--|--|
| Section Times | 1:16.46 [5] (0:17.85) | 0:58.61 [8] (0:11.80) | 0:46.81 [9] (0:11.77) | 0:35.04 [9] (0:11.69) | 0:23.35 [9] (0:11.54) | 0:11.81 [9] (0:11.81) | | | | | | | |
| Average Speed [km/h] | 49.9 | 61.1 | 61.2 | 63.0 | 63.6 | 60.8 | | | | | | | |
| Top Speed [km/h] | 62.7 | 62.6 | 63.6 | 64.3 | 64.8 | 63.6 | | | | | | | |
| Avg. Dist. to Rail [m] | 3.5 | 1.2 | 1.7 | 3.2 | 7.3 | 9.0 | | | | | | | |
| Avg. Stride Freq. [Hz] | 2.2 | 2.3 | 2.3 | 2.3 | 2.4 | 2.4 | | | | | | | |
| Avg. Stride Length [m] | 6.6 | 7.3 | 7.4 | 7.5 | 7.5 | 7.1 | | | | | | | |





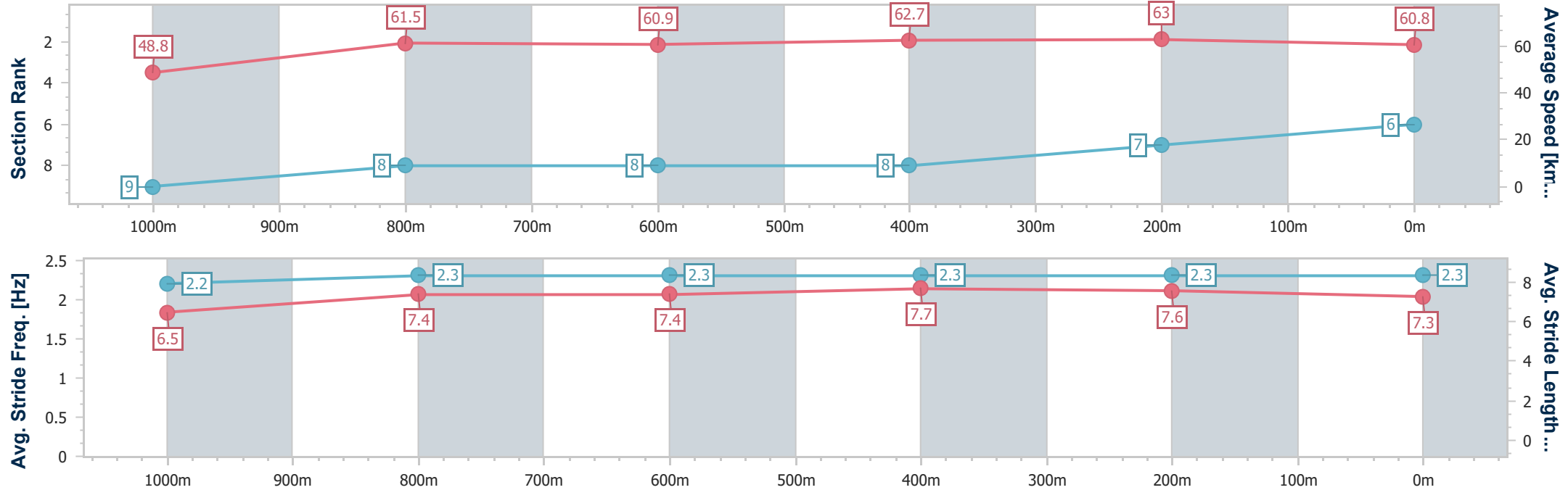
| | |
|--------------------------------|------------------|
| Horse/Jockey Name | Count Of Carford |
| Final Rank | 6 |
| Fastest Section Time (Section) | 0:11.39 (1000m) |
| Top Speed [km/h] (Section) | 64.1 (600m) |
| Race State | Finished |



Ladbrokes Cannon Park QLD Professional
Race 6: LADBROKE IT! BENCHMARK 65 Handicap - 1250m
22 April 2024 - 16:36
Track Rating: Soft 5, Weather: Fine, Rail Position: +1.5m 1000m-930m; True Remainder



| Section | Overall | 1000m | 800m | 600m | 400m | 200m | | | | | | | |
|------------------------|--------------------------|--------------------------|--------------------------|--------------------------|--------------------------|--------------------------|--|--|--|--|--|--|--|
| Section Times | 1:16.46 [6] (0:18.19) | 0:58.27 [9] (0:11.39) | 0:46.88 [8] (0:11.84) | 0:35.04 [8] (0:11.61) | 0:23.43 [8] (0:11.58) | 0:11.85 [7] (0:11.85) | | | | | | | |
| Average Speed [km/h] | 48.8 | 61.5 | 60.9 | 62.7 | 63.0 | 60.8 | | | | | | | |
| Top Speed [km/h] | 63.3 | 63.6 | 63.1 | 64.1 | 63.9 | 63.4 | | | | | | | |
| Avg. Dist. to Rail [m] | 3.7 | 3.6 | 1.4 | 2.3 | 6.2 | 7.9 | | | | | | | |
| Avg. Stride Freq. [Hz] | 2.2 | 2.3 | 2.3 | 2.3 | 2.3 | 2.3 | | | | | | | |
| Avg. Stride Length [m] | 6.5 | 7.4 | 7.4 | 7.7 | 7.6 | 7.3 | | | | | | | |





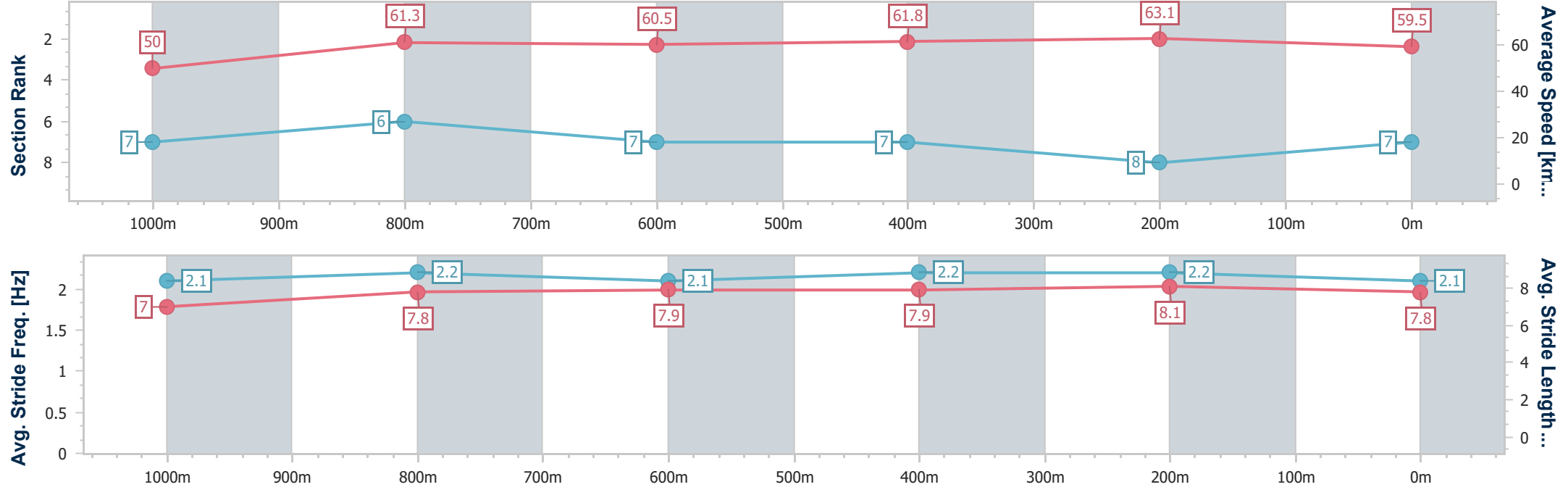
| | |
|--------------------------------|-----------------|
| Horse/Jockey Name | Ten Schilling |
| Final Rank | 7 |
| Fastest Section Time (Section) | 0:11.49 (1000m) |
| Top Speed [km/h] (Section) | 64.8 (400m) |
| Race State | Finished |



Ladbrokes Cannon Park QLD Professional
Race 6: LADBROKE IT! BENCHMARK 65 Handicap - 1250m
22 April 2024 - 16:36
Track Rating: Soft 5, Weather: Fine, Rail Position: +1.5m 1000m-930m; True Remainder



| Section | Overall | 1000m | 800m | 600m | 400m | 200m | | | | | | | |
|------------------------|--------------------------|--------------------------|--------------------------|--------------------------|--------------------------|--------------------------|--|--|--|--|--|--|--|
| Section Times | 1:16.70 [7] (0:17.75) | 0:58.95 [7] (0:11.49) | 0:47.46 [6] (0:11.85) | 0:35.61 [7] (0:11.92) | 0:23.69 [7] (0:11.62) | 0:12.07 [8] (0:12.07) | | | | | | | |
| Average Speed [km/h] | 50.0 | 61.3 | 60.5 | 61.8 | 63.1 | 59.5 | | | | | | | |
| Top Speed [km/h] | 62.0 | 62.8 | 62.3 | 62.5 | 64.8 | 63.1 | | | | | | | |
| Avg. Dist. to Rail [m] | 3.9 | 3.3 | 0.2 | 2.8 | 4.8 | 3.1 | | | | | | | |
| Avg. Stride Freq. [Hz] | 2.1 | 2.2 | 2.1 | 2.2 | 2.2 | 2.1 | | | | | | | |
| Avg. Stride Length [m] | 7.0 | 7.8 | 7.9 | 7.9 | 8.1 | 7.8 | | | | | | | |



[] Ranking at each section and finish
-.-.- No data available at this section
NA No data available



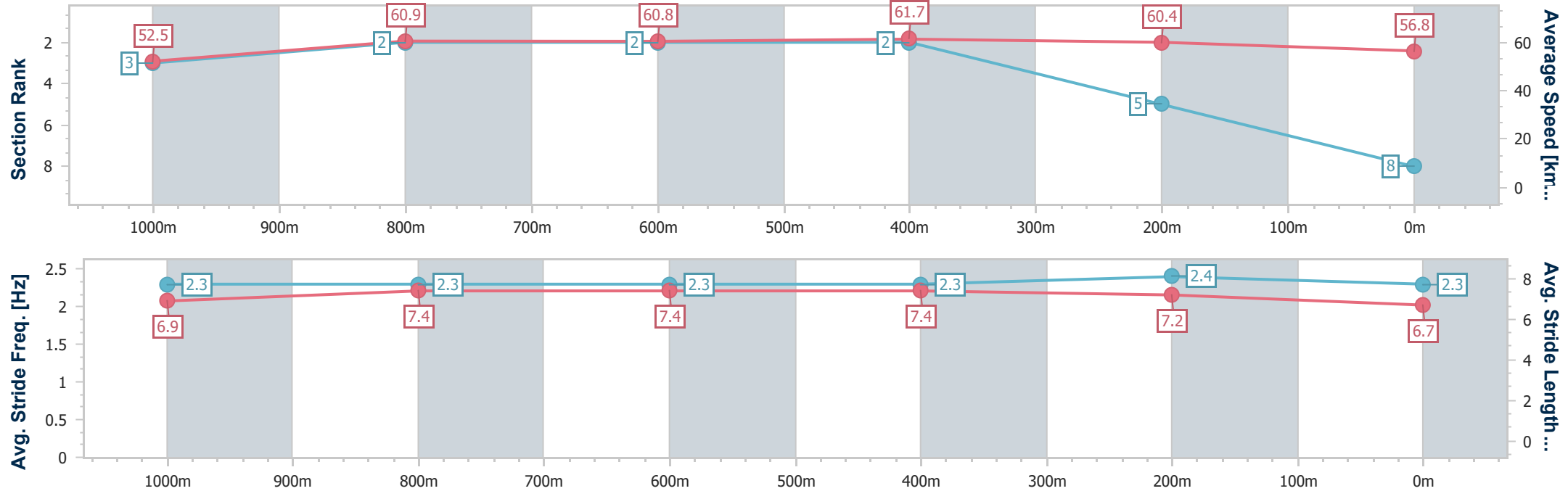
| | |
|--------------------------------|-----------------|
| Horse/Jockey Name | Santa Marinella |
| Final Rank | 8 |
| Fastest Section Time (Section) | 0:11.72 (1000m) |
| Top Speed [km/h] (Section) | 62.4 (Overall) |
| Race State | Finished |



Ladbrokes Cannon Park QLD Professional
Race 6: LADBROKE IT! BENCHMARK 65 Handicap - 1250m
22 April 2024 - 16:36
Track Rating: Soft 5, Weather: Fine, Rail Position: +1.5m 1000m-930m; True Remainder



| Section | Overall | 1000m | 800m | 600m | 400m | 200m | | | | | | | |
|------------------------|--------------------------|--------------------------|--------------------------|--------------------------|--------------------------|--------------------------|--|--|--|--|--|--|--|
| Section Times | 1:17.16 [8] (0:17.07) | 1:00.09 [3] (0:11.72) | 0:48.37 [2] (0:11.88) | 0:36.49 [2] (0:11.79) | 0:24.70 [2] (0:12.02) | 0:12.68 [5] (0:12.68) | | | | | | | |
| Average Speed [km/h] | 52.5 | 60.9 | 60.8 | 61.7 | 60.4 | 56.8 | | | | | | | |
| Top Speed [km/h] | 62.4 | 61.7 | 62.0 | 62.3 | 61.5 | 58.9 | | | | | | | |
| Avg. Dist. to Rail [m] | 1.9 | 1.4 | 0.7 | 1.8 | 3.3 | 3.4 | | | | | | | |
| Avg. Stride Freq. [Hz] | 2.3 | 2.3 | 2.3 | 2.3 | 2.4 | 2.3 | | | | | | | |
| Avg. Stride Length [m] | 6.9 | 7.4 | 7.4 | 7.4 | 7.2 | 6.7 | | | | | | | |





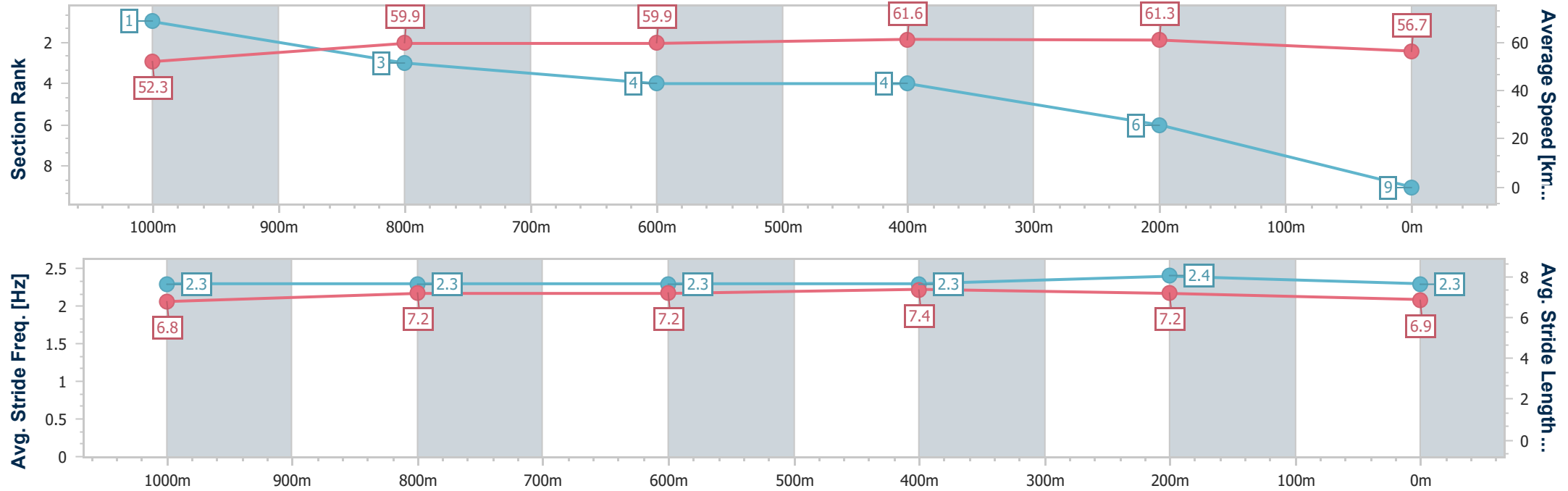
| | |
|--------------------------------|----------------|
| Horse/Jockey Name | Bold Feeling |
| Final Rank | 9 |
| Fastest Section Time (Section) | 0:11.79 (600m) |
| Top Speed [km/h] (Section) | 62.5 (600m) |
| Race State | Finished |



Ladbrokes Cannon Park QLD Professional
Race 6: LADBROKE IT! BENCHMARK 65 Handicap - 1250m
22 April 2024 - 16:36
Track Rating: Soft 5, Weather: Fine, Rail Position: +1.5m 1000m-930m; True Remainder



| Section | Overall | 1000m | 800m | 600m | 400m | 200m | | | | | | | |
|------------------------|--------------------------|--------------------------|--------------------------|--------------------------|--------------------------|--------------------------|--|--|--|--|--|--|--|
| Section Times | 1:17.24 [9] (0:17.02) | 1:00.22 [1] (0:11.94) | 0:48.28 [3] (0:11.98) | 0:36.30 [4] (0:11.79) | 0:24.51 [4] (0:11.81) | 0:12.70 [6] (0:12.70) | | | | | | | |
| Average Speed [km/h] | 52.3 | 59.9 | 59.9 | 61.6 | 61.3 | 56.7 | | | | | | | |
| Top Speed [km/h] | 61.7 | 61.1 | 61.6 | 62.5 | 62.3 | 59.1 | | | | | | | |
| Avg. Dist. to Rail [m] | 4.2 | 1.2 | 0.7 | 0.9 | 2.4 | 1.5 | | | | | | | |
| Avg. Stride Freq. [Hz] | 2.3 | 2.3 | 2.3 | 2.3 | 2.4 | 2.3 | | | | | | | |
| Avg. Stride Length [m] | 6.8 | 7.2 | 7.2 | 7.4 | 7.2 | 6.9 | | | | | | | |





Ladbroke's Cannon Park QLD Professional
Race 7: RNR AIR - AIR CONDITIONING & REFRIGERATION Open
Handicap - 1400m
22 April 2024 - 17:05



Track Rating: Soft 5, Weather: Fine, Rail Position: +1.5m 1000m-930m; True Remainder

| Section | | | | | | Overall | 1200m | 1000m | 800m | 600m | 400m | Last 600m | |
|-------------|-----|-------------------|---------|---------------------|--------------------|----------------------|----------------------|----------------------|----------------------|----------------------|----------------------|-----------|---------------------------|
| Field Times | | | | | | 1:24.06 (0:13.95) | 1:10.11 (0:10.26) | 0:59.85 (0:10.97) | 0:48.88 (0:11.58) | 0:37.30 (0:12.15) | 0:25.15 (0:12.43) | 0:37.30 | |
| Rank | TAB | Horse/Jockey | Barrier | Top Speed [km/h] | Fastest Section | | | | | | | | Distance Travelled [m] |
| 1 | 2 | GO GETABOY | 9 | 70.9 | 0:10.37 | 1:24.06 [1] | 1:10.05 [3] | 0:59.68 [3] | 0:48.69 [3] | 0:37.09 [3] | 0:25.13 [3] | 0:37.09 | |
| | | Rebecca Wilson | | 1200m | 1200m | (0:14.01) | (0:10.37) | (0:10.99) | (0:11.60) | (0:11.96) | (0:12.41) | | |
| 2 | 11 | VIVENZO | 10 | 68.2 | 0:10.66 | 1:24.07 [2] | 1:09.13 [11] | 0:58.47 [11] | 0:47.33 [11] | 0:36.12 [10] | 0:24.52 [7] | 0:36.12 | +6 |
| | | Jackson Murphy | | 1200m | 1200m | (0:14.94) | (0:10.66) | (0:11.14) | (0:11.21) | (0:11.60) | (0:12.00) | | |
| 3 | 7 | INVESTOR | 8 | 68.7 | 0:10.67 | 1:24.09 [3] | 1:09.38 [9] | 0:58.71 [10] | 0:47.52 [10] | 0:36.27 [9] | 0:24.43 [8] | 0:36.27 | +11 |
| | | Scott Sheargold | | 1200m | 1200m | (0:14.71) | (0:10.67) | (0:11.19) | (0:11.25) | (0:11.84) | (0:11.91) | | |
| 4 | 5 | MYSTERY 'N' MAGIC | 4 | 70.5 | 0:10.37 | 1:24.44 [4] | 1:09.86 [8] | 0:59.49 [7] | 0:48.41 [6] | 0:37.02 [6] | 0:25.26 [4] | 0:37.02 | +3 |
| | | Lacey Morrison | | 1200m | 1200m | (0:14.58) | (0:10.37) | (0:11.08) | (0:11.39) | (0:11.76) | (0:12.40) | | |
| 5 | 6 | INCHING CLOSER | 6 | 70.8 | 0:10.23 | 1:24.62 [5] | 1:10.44 [4] | 1:00.21 [4] | 0:49.20 [4] | 0:37.65 [4] | 0:25.38 [5] | 0:37.65 | +1 |
| | | Nathan Thomas | | Overall | 1200m | (0:14.18) | (0:10.23) | (0:11.01) | (0:11.55) | (0:12.27) | (0:12.47) | | |
| 6 | 4 | OLYMPIC KORCHNOI | 7 | 71.0 | 0:10.17 | 1:24.80 [6] | 1:10.44 [7] | 1:00.27 [5] | 0:49.13 [5] | 0:37.57 [5] | 0:25.54 [6] | 0:37.57 | -3 |
| | | Tyler Leslight | | 1200m | 1200m | (0:14.36) | (0:10.17) | (0:11.14) | (0:11.56) | (0:12.03) | (0:12.44) | | |
| 7 | 8 | RED LIGHT ROXANNE | 5 | 68.7 | 0:10.48 | 1:25.09 [7] | 1:10.27 [10] | 0:59.79 [9] | 0:48.54 [9] | 0:37.08 [11] | 0:25.14 [11] | 0:37.08 | +1 |
| | | Chris Whiteley | | 1200m | 1200m | (0:14.82) | (0:10.48) | (0:11.25) | (0:11.46) | (0:11.94) | (0:12.34) | | |
| 8 | 1 | PANIAGUA | 3 | 68.1 | 0:10.73 | 1:25.11 [8] | 1:10.78 [6] | 1:00.05 [8] | 0:48.77 [8] | 0:37.32 [8] | 0:25.20 [10] | 0:37.32 | +2 |
| | | Frank Edwards | | 1200m | 1200m | (0:14.33) | (0:10.73) | (0:11.28) | (0:11.45) | (0:12.12) | (0:12.41) | | |
| 9 | 3 | LE VIZIR | 12 | 73.4 | 0:10.21 | 1:25.52 [9] | 1:11.52 [2] | 1:01.31 [1] | 0:50.32 [2] | 0:38.76 [1] | 0:26.60 [2] | 0:38.76 | +4 |
| | | Adrian Layt | | 1200m | 1200m | (0:14.00) | (0:10.21) | (0:10.99) | (0:11.56) | (0:12.16) | (0:12.97) | | |
| 10 | 12 | NEBARAZ | 2 | 69.2 | 0:10.41 | 1:25.60 [10] | 1:11.28 [5] | 1:00.87 [6] | 0:49.50 [7] | 0:37.94 [7] | 0:25.84 [9] | 0:37.94 | -6 |
| | | Jason Taylor | | Overall | 1200m | (0:14.32) | (0:10.41) | (0:11.37) | (0:11.56) | (0:12.10) | (0:12.45) | | |

Scratched: Love On Sunday (#10)

Report Created: Mon 22 April 2024 17:42 GMT+10 (Note: Timing is based on position data)

Page 1/15

[] Ranking at each section and finish
-:-:- No data available at this section
NA No data available

SCN Saddle cloth number
DNF Did not finish
DNT Did not track

data processed by  TRIPLESDATA



Ladbroke's Cannon Park QLD Professional
Race 7: RNR AIR - AIR CONDITIONING & REFRIGERATION Open
Handicap - 1400m
22 April 2024 - 17:05



Track Rating: Soft 5, Weather: Fine, Rail Position: +1.5m 1000m-930m; True Remainder

| Section | | | | | | Overall | 1200m | 1000m | 800m | 600m | 400m | Last 600m | |
|-------------|-----|--------------|---------|---------------------|--------------------|----------------------|----------------------|----------------------|----------------------|----------------------|----------------------|-----------|---------------------------|
| Field Times | | | | | | 1:24.06 (0:13.95) | 1:10.11 (0:10.26) | 0:59.85 (0:10.97) | 0:48.88 (0:11.58) | 0:37.30 (0:12.15) | 0:25.15 (0:12.43) | 0:37.30 | |
| Rank | TAB | Horse/Jockey | Barrier | Top Speed [km/h] | Fastest Section | | | | | | | | Distance Travelled [m] |
| 11 | 9 | CALL ME MO | 1 | 70.8 | 0:10.26 | 1:26.22 [11] | 1:12.27 [1] | 1:02.01 [2] | 0:51.04 [1] | 0:39.45 [2] | 0:27.31 [1] | 0:39.45 | -3 |
| | | Adam Sewell | | 1200m | 1200m | (0:13.95) | (0:10.26) | (0:10.97) | (0:11.59) | (0:12.14) | (0:12.90) | | |

Scratched: Love On Sunday (#10)



Ladbrokes Cannon Park QLD Professional
Race 7: RNR AIR - AIR CONDITIONING & REFRIGERATION Open
Handicap - 1400m
22 April 2024 - 17:05



Track Rating: Soft 5, Weather: Fine, Rail Position: +1.5m 1000m-930m; True Remainder

| Section Field Times | | | | 200m 0:12.72 (0:12.72) | | | | Last 600m 0:37.30 | |
|------------------------|-----|-------------------|---------|------------------------------|--------------------|--------------|---------|---------------------------|-----|
| Rank | TAB | Horse/Jockey | Barrier | Top Speed [km/h] | Fastest Section | Margin | | Distance Travelled [m] | |
| 1 | 2 | GO GETABOY | 9 | 70.9 | 0:10.37 | 0:12.72 [1] | 1:24.06 | 0:37.09 | |
| | | Rebecca Wilson | | 1200m | 1200m | (0:12.72) | | | |
| 2 | 11 | VIVENZO | 10 | 68.2 | 0:10.66 | 0:12.52 [2] | 0.04L | 0:36.12 | +6 |
| | | Jackson Murphy | | 1200m | 1200m | (0:12.52) | | | |
| 3 | 7 | INVESTOR | 8 | 68.7 | 0:10.67 | 0:12.52 [3] | 0.14L | 0:36.27 | +11 |
| | | Scott Sheargold | | 1200m | 1200m | (0:12.52) | | | |
| 4 | 5 | MYSTERY 'N' MAGIC | 4 | 70.5 | 0:10.37 | 0:12.86 [4] | 2.24L | 0:37.02 | +3 |
| | | Lacey Morrison | | 1200m | 1200m | (0:12.86) | | | |
| 5 | 6 | INCHING CLOSER | 6 | 70.8 | 0:10.23 | 0:12.91 [6] | 3.29L | 0:37.65 | +1 |
| | | Nathan Thomas | | Overall | 1200m | (0:12.91) | | | |
| 6 | 4 | OLYMPIC KORCHNOI | 7 | 71.0 | 0:10.17 | 0:13.10 [5] | 4.31L | 0:37.57 | -3 |
| | | Tyler Leslight | | 1200m | 1200m | (0:13.10) | | | |
| 7 | 8 | RED LIGHT ROXANNE | 5 | 68.7 | 0:10.48 | 0:12.80 [10] | 6.02L | 0:37.08 | +1 |
| | | Chris Whiteley | | 1200m | 1200m | (0:12.80) | | | |
| 8 | 1 | PANIAGUA | 3 | 68.1 | 0:10.73 | 0:12.79 [11] | 6.16L | 0:37.32 | +2 |
| | | Frank Edwards | | 1200m | 1200m | (0:12.79) | | | |
| 9 | 3 | LE VIZIR | 12 | 73.4 | 0:10.21 | 0:13.63 [8] | 8.57L | 0:38.76 | +4 |
| | | Adrian Layt | | 1200m | 1200m | (0:13.63) | | | |
| 10 | 12 | NEBARAZ | 2 | 69.2 | 0:10.41 | 0:13.39 [9] | 9.04L | 0:37.94 | -6 |
| | | Jason Taylor | | Overall | 1200m | (0:13.39) | | | |

Scratched: Love On Sunday (#10)

Report Created: Mon 22 April 2024 17:42 GMT+10 (Note: Timing is based on position data)

Page 3/15

[] Ranking at each section and finish
-:-:- No data available at this section
NA No data available

SCN Saddle cloth number
DNF Did not finish
DNT Did not track

data processed by  TRIPLESDATA



Ladbrokes Cannon Park QLD Professional
Race 7: RNR AIR - AIR CONDITIONING & REFRIGERATION Open
Handicap - 1400m
22 April 2024 - 17:05



Track Rating: Soft 5, Weather: Fine, Rail Position: +1.5m 1000m-930m; True Remainder

| Section | | | | | | 200m | | Last 600m | |
|-------------|-----|--------------|---------|---------------------|--------------------|----------------------|--------|---------------------------|----|
| Field Times | | | | | | 0:12.72 (0:12.72) | | 0:37.30 | |
| Rank | TAB | Horse/Jockey | Barrier | Top Speed [km/h] | Fastest Section | Margin | | Distance Travelled [m] | |
| 11 | 9 | CALL ME MO | 1 | 70.8 | 0:10.26 | 0:14.41 [7] | 12.71L | 0:39.45 | -3 |
| | | Adam Sewell | | 1200m | 1200m | (0:14.41) | | | |

Scratched: Love On Sunday (#10)



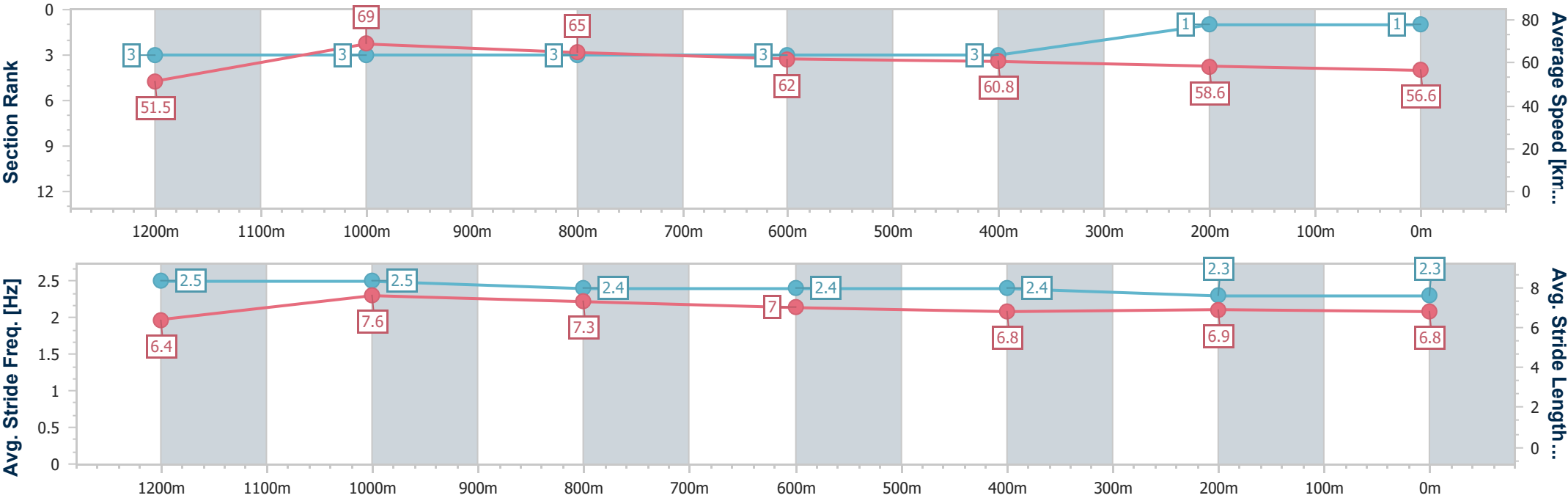
| | |
|--------------------------------|-----------------|
| Horse/Jockey Name | Go Getaboy |
| Final Rank | 1 |
| Fastest Section Time (Section) | 0:10.37 (1200m) |
| Top Speed [km/h] (Section) | 70.9 (1200m) |
| Race State | Finished |



Ladbrokes Cannon Park QLD Professional
Race 7: RNR AIR - AIR CONDITIONING & REFRIGERATION
Open Handicap - 1400m
22 April 2024 - 17:05
Track Rating: Soft 5, Weather: Fine, Rail Position: +1.5m 1000m-930m; True Remainder



| Section | Overall | 1200m | 1000m | 800m | 600m | 400m | 200m | | | | | | |
|------------------------|--------------------------|--------------------------|--------------------------|--------------------------|--------------------------|--------------------------|--------------------------|--|--|--|--|--|--|
| Section Times | 1:24.06 [1] (0:14.01) | 1:10.05 [3] (0:10.37) | 0:59.68 [3] (0:10.99) | 0:48.69 [3] (0:11.60) | 0:37.09 [3] (0:11.96) | 0:25.13 [3] (0:12.41) | 0:12.72 [1] (0:12.72) | | | | | | |
| Average Speed [km/h] | 51.5 | 69.0 | 65.0 | 62.0 | 60.8 | 58.6 | 56.6 | | | | | | |
| Top Speed [km/h] | 70.6 | 70.9 | 66.7 | 64.3 | 61.4 | 60.0 | 58.3 | | | | | | |
| Avg. Dist. to Rail [m] | 2.3 | 0.9 | 1.4 | 0.7 | 1.5 | 4.7 | 6.6 | | | | | | |
| Avg. Stride Freq. [Hz] | 2.5 | 2.5 | 2.4 | 2.4 | 2.4 | 2.3 | 2.3 | | | | | | |
| Avg. Stride Length [m] | 6.4 | 7.6 | 7.3 | 7.0 | 6.8 | 6.9 | 6.8 | | | | | | |





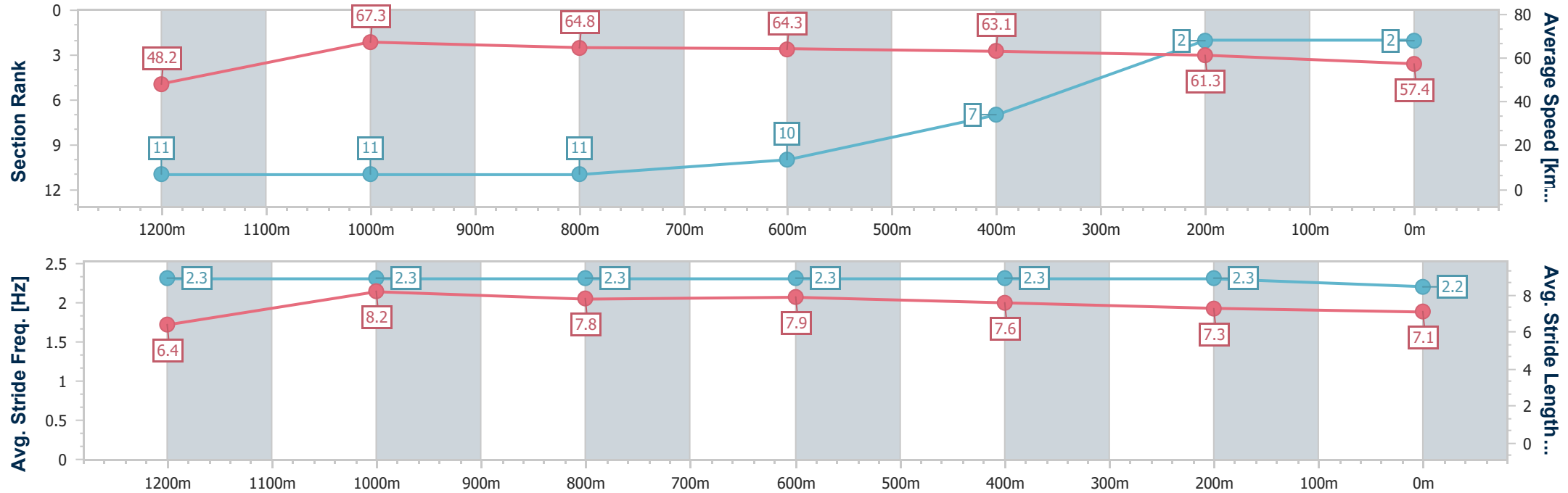
| | |
|--------------------------------|-----------------|
| Horse/Jockey Name | Vivenzo |
| Final Rank | 2 |
| Fastest Section Time (Section) | 0:10.66 (1200m) |
| Top Speed [km/h] (Section) | 68.2 (1200m) |
| Race State | Finished |



Ladbroke's Cannon Park QLD Professional
Race 7: RNR AIR - AIR CONDITIONING & REFRIGERATION
Open Handicap - 1400m
22 April 2024 - 17:05
Track Rating: Soft 5, Weather: Fine, Rail Position: +1.5m 1000m-930m; True Remainder



| Section | Overall | 1200m | 1000m | 800m | 600m | 400m | 200m | | | | | | |
|------------------------|--------------------------|---------------------------|---------------------------|---------------------------|---------------------------|--------------------------|--------------------------|--|--|--|--|--|--|
| Section Times | 1:24.07 [2] (0:14.94) | 1:09.13 [11] (0:10.66) | 0:58.47 [11] (0:11.14) | 0:47.33 [11] (0:11.21) | 0:36.12 [10] (0:11.60) | 0:24.52 [7] (0:12.00) | 0:12.52 [2] (0:12.52) | | | | | | |
| Average Speed [km/h] | 48.2 | 67.3 | 64.8 | 64.3 | 63.1 | 61.3 | 57.4 | | | | | | |
| Top Speed [km/h] | 66.6 | 68.2 | 67.8 | 65.0 | 65.0 | 62.6 | 59.6 | | | | | | |
| Avg. Dist. to Rail [m] | 3.6 | 1.8 | 1.1 | 1.5 | 2.6 | 8.1 | 9.4 | | | | | | |
| Avg. Stride Freq. [Hz] | 2.3 | 2.3 | 2.3 | 2.3 | 2.3 | 2.3 | 2.2 | | | | | | |
| Avg. Stride Length [m] | 6.4 | 8.2 | 7.8 | 7.9 | 7.6 | 7.3 | 7.1 | | | | | | |





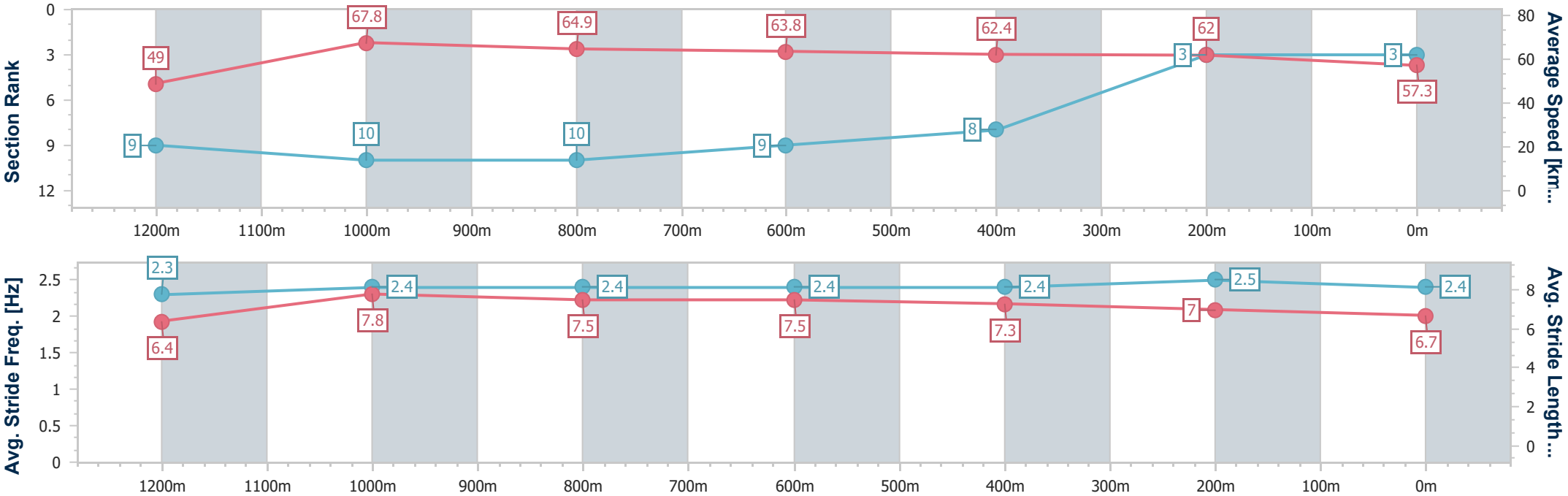
| | |
|--------------------------------|-----------------|
| Horse/Jockey Name | Investor |
| Final Rank | 3 |
| Fastest Section Time (Section) | 0:10.67 (1200m) |
| Top Speed [km/h] (Section) | 68.7 (1200m) |
| Race State | Finished |



Ladbrokes Cannon Park QLD Professional
Race 7: RNR AIR - AIR CONDITIONING & REFRIGERATION
Open Handicap - 1400m
22 April 2024 - 17:05
Track Rating: Soft 5, Weather: Fine, Rail Position: +1.5m 1000m-930m; True Remainder



| Section | Overall | 1200m | 1000m | 800m | 600m | 400m | 200m | | | | | | |
|------------------------|--------------------------|--------------------------|---------------------------|---------------------------|--------------------------|--------------------------|--------------------------|--|--|--|--|--|--|
| Section Times | 1:24.09 [3] (0:14.71) | 1:09.38 [9] (0:10.67) | 0:58.71 [10] (0:11.19) | 0:47.52 [10] (0:11.25) | 0:36.27 [9] (0:11.84) | 0:24.43 [8] (0:11.91) | 0:12.52 [3] (0:12.52) | | | | | | |
| Average Speed [km/h] | 49.0 | 67.8 | 64.9 | 63.8 | 62.4 | 62.0 | 57.3 | | | | | | |
| Top Speed [km/h] | 68.0 | 68.7 | 66.8 | 65.1 | 63.7 | 62.8 | 60.3 | | | | | | |
| Avg. Dist. to Rail [m] | 3.4 | 0.7 | 1.5 | 2.5 | 3.9 | 7.5 | 8.5 | | | | | | |
| Avg. Stride Freq. [Hz] | 2.3 | 2.4 | 2.4 | 2.4 | 2.4 | 2.5 | 2.4 | | | | | | |
| Avg. Stride Length [m] | 6.4 | 7.8 | 7.5 | 7.5 | 7.3 | 7.0 | 6.7 | | | | | | |





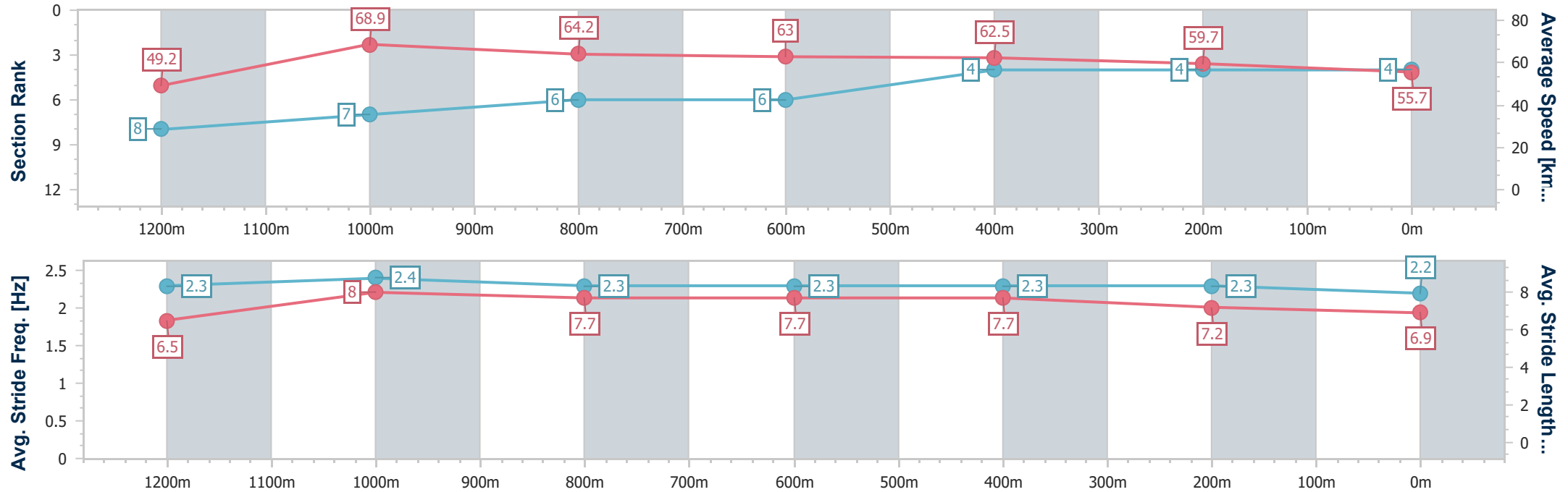
| | |
|--------------------------------|-------------------|
| Horse/Jockey Name | Mystery 'N' Magic |
| Final Rank | 4 |
| Fastest Section Time (Section) | 0:10.37 (1200m) |
| Top Speed [km/h] (Section) | 70.5 (1200m) |
| Race State | Finished |



Ladbroke's Cannon Park QLD Professional
Race 7: RNR AIR - AIR CONDITIONING & REFRIGERATION
Open Handicap - 1400m
22 April 2024 - 17:05
Track Rating: Soft 5, Weather: Fine, Rail Position: +1.5m 1000m-930m; True Remainder



| Section | Overall | 1200m | 1000m | 800m | 600m | 400m | 200m | | | | | | |
|------------------------|--------------------------|--------------------------|--------------------------|--------------------------|--------------------------|--------------------------|--------------------------|--|--|--|--|--|--|
| Section Times | 1:24.44 [4] (0:14.58) | 1:09.86 [8] (0:10.37) | 0:59.49 [7] (0:11.08) | 0:48.41 [6] (0:11.39) | 0:37.02 [6] (0:11.76) | 0:25.26 [4] (0:12.40) | 0:12.86 [4] (0:12.86) | | | | | | |
| Average Speed [km/h] | 49.2 | 68.9 | 64.2 | 63.0 | 62.5 | 59.7 | 55.7 | | | | | | |
| Top Speed [km/h] | 68.8 | 70.5 | 67.1 | 64.3 | 63.7 | 61.3 | 58.4 | | | | | | |
| Avg. Dist. to Rail [m] | 4.1 | 2.8 | 2.1 | 1.8 | 2.7 | 9.8 | 11.2 | | | | | | |
| Avg. Stride Freq. [Hz] | 2.3 | 2.4 | 2.3 | 2.3 | 2.3 | 2.3 | 2.2 | | | | | | |
| Avg. Stride Length [m] | 6.5 | 8.0 | 7.7 | 7.7 | 7.7 | 7.2 | 6.9 | | | | | | |





| | |
|--------------------------------|-----------------|
| Horse/Jockey Name | Inching Closer |
| Final Rank | 5 |
| Fastest Section Time (Section) | 0:10.23 (1200m) |
| Top Speed [km/h] (Section) | 70.8 (Overall) |
| Race State | Finished |



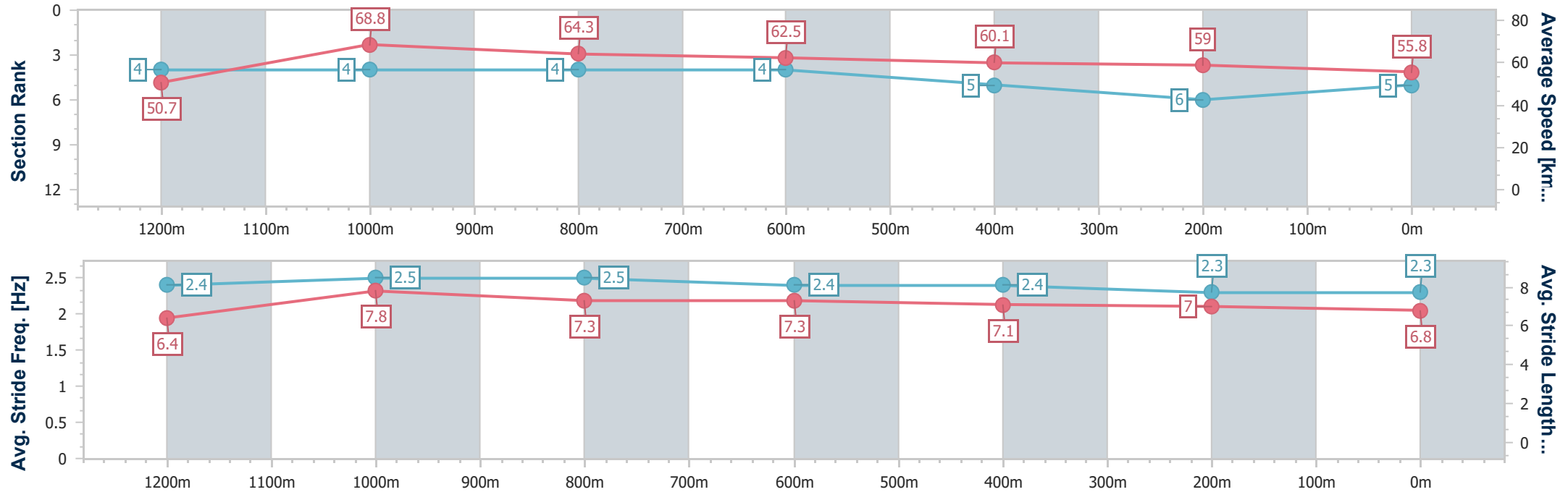
Ladbrokes Cannon Park QLD Professional
Race 7: RNR AIR - AIR CONDITIONING & REFRIGERATION
Open Handicap - 1400m

22 April 2024 - 17:05

Track Rating: Soft 5, Weather: Fine, Rail Position: +1.5m 1000m-930m; True Remainder



| Section | Overall | 1200m | 1000m | 800m | 600m | 400m | 200m | | | | | | |
|------------------------|--------------------------|--------------------------|--------------------------|--------------------------|--------------------------|--------------------------|--------------------------|--|--|--|--|--|--|
| Section Times | 1:24.62 [5] (0:14.18) | 1:10.44 [4] (0:10.23) | 1:00.21 [4] (0:11.01) | 0:49.20 [4] (0:11.55) | 0:37.65 [4] (0:12.27) | 0:25.38 [5] (0:12.47) | 0:12.91 [6] (0:12.91) | | | | | | |
| Average Speed [km/h] | 50.7 | 68.8 | 64.3 | 62.5 | 60.1 | 59.0 | 55.8 | | | | | | |
| Top Speed [km/h] | 70.8 | 70.7 | 67.1 | 64.1 | 61.9 | 60.3 | 58.8 | | | | | | |
| Avg. Dist. to Rail [m] | 6.4 | 8.9 | 3.0 | 1.9 | 3.8 | 6.4 | 4.0 | | | | | | |
| Avg. Stride Freq. [Hz] | 2.4 | 2.5 | 2.5 | 2.4 | 2.4 | 2.3 | 2.3 | | | | | | |
| Avg. Stride Length [m] | 6.4 | 7.8 | 7.3 | 7.3 | 7.1 | 7.0 | 6.8 | | | | | | |





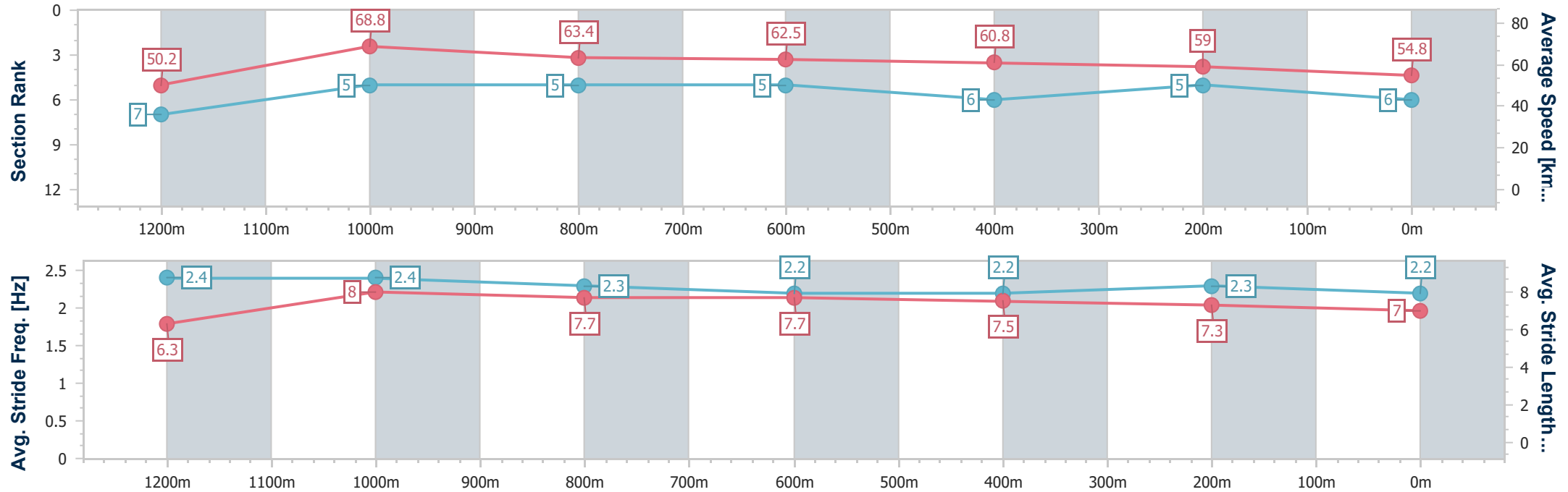
| | |
|--------------------------------|------------------|
| Horse/Jockey Name | Olympic Korchnoi |
| Final Rank | 6 |
| Fastest Section Time (Section) | 0:10.17 (1200m) |
| Top Speed [km/h] (Section) | 71.0 (1200m) |
| Race State | Finished |



Ladbrokes Cannon Park QLD Professional
Race 7: RNR AIR - AIR CONDITIONING & REFRIGERATION
Open Handicap - 1400m
22 April 2024 - 17:05
Track Rating: Soft 5, Weather: Fine, Rail Position: +1.5m 1000m-930m; True Remainder



| Section | Overall | 1200m | 1000m | 800m | 600m | 400m | 200m | | | | | | |
|------------------------|--------------------------|--------------------------|--------------------------|--------------------------|--------------------------|--------------------------|--------------------------|--|--|--|--|--|--|
| Section Times | 1:24.80 [6] (0:14.36) | 1:10.44 [7] (0:10.17) | 1:00.27 [5] (0:11.14) | 0:49.13 [5] (0:11.56) | 0:37.57 [5] (0:12.03) | 0:25.54 [6] (0:12.44) | 0:13.10 [5] (0:13.10) | | | | | | |
| Average Speed [km/h] | 50.2 | 68.8 | 63.4 | 62.5 | 60.8 | 59.0 | 54.8 | | | | | | |
| Top Speed [km/h] | 70.1 | 71.0 | 66.7 | 63.5 | 61.6 | 60.3 | 57.3 | | | | | | |
| Avg. Dist. to Rail [m] | 2.9 | 5.8 | 2.9 | 1.9 | 2.7 | 6.4 | 6.1 | | | | | | |
| Avg. Stride Freq. [Hz] | 2.4 | 2.4 | 2.3 | 2.2 | 2.2 | 2.3 | 2.2 | | | | | | |
| Avg. Stride Length [m] | 6.3 | 8.0 | 7.7 | 7.7 | 7.5 | 7.3 | 7.0 | | | | | | |





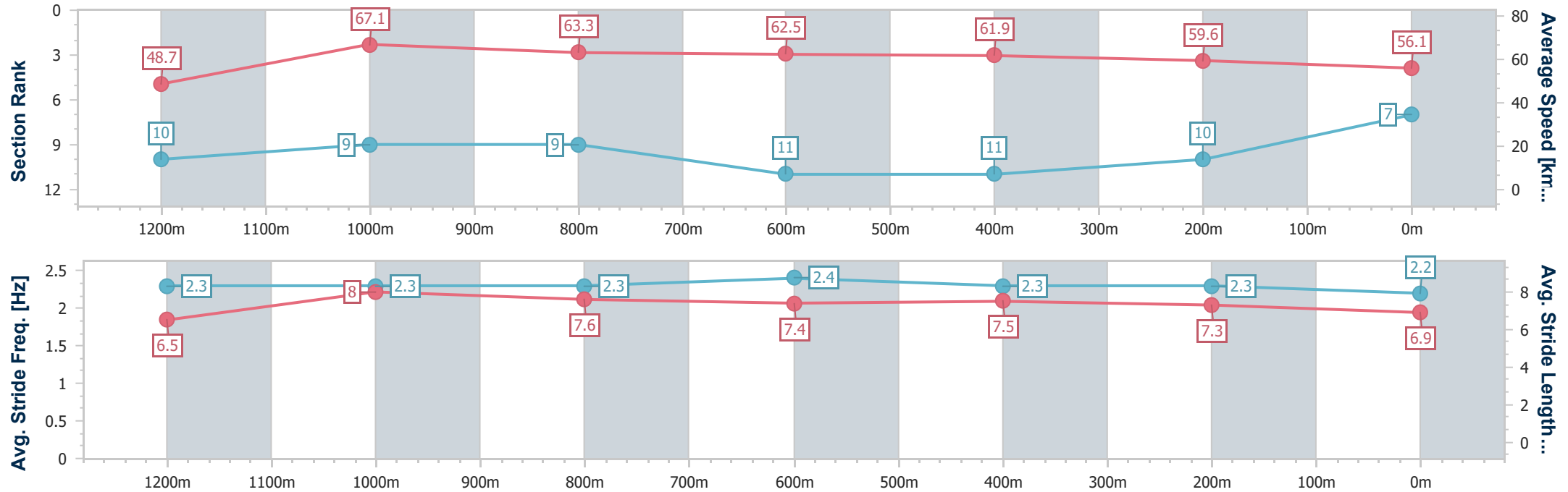
| | |
|--------------------------------|-------------------|
| Horse/Jockey Name | Red Light Roxanne |
| Final Rank | 7 |
| Fastest Section Time (Section) | 0:10.48 (1200m) |
| Top Speed [km/h] (Section) | 68.7 (1200m) |
| Race State | Finished |



Ladbroke's Cannon Park QLD Professional
Race 7: RNR AIR - AIR CONDITIONING & REFRIGERATION
Open Handicap - 1400m
22 April 2024 - 17:05
Track Rating: Soft 5, Weather: Fine, Rail Position: +1.5m 1000m-930m; True Remainder



| Section | Overall | 1200m | 1000m | 800m | 600m | 400m | 200m | | | | | | |
|------------------------|--------------------------|---------------------------|--------------------------|--------------------------|---------------------------|---------------------------|---------------------------|--|--|--|--|--|--|
| Section Times | 1:25.09 [7] (0:14.82) | 1:10.27 [10] (0:10.48) | 0:59.79 [9] (0:11.25) | 0:48.54 [9] (0:11.46) | 0:37.08 [11] (0:11.94) | 0:25.14 [11] (0:12.34) | 0:12.80 [10] (0:12.80) | | | | | | |
| Average Speed [km/h] | 48.7 | 67.1 | 63.3 | 62.5 | 61.9 | 59.6 | 56.1 | | | | | | |
| Top Speed [km/h] | 67.8 | 68.7 | 65.4 | 63.9 | 62.9 | 61.8 | 58.2 | | | | | | |
| Avg. Dist. to Rail [m] | 5.8 | 6.6 | 2.0 | 0.3 | 3.1 | 7.8 | 9.6 | | | | | | |
| Avg. Stride Freq. [Hz] | 2.3 | 2.3 | 2.3 | 2.4 | 2.3 | 2.3 | 2.2 | | | | | | |
| Avg. Stride Length [m] | 6.5 | 8.0 | 7.6 | 7.4 | 7.5 | 7.3 | 6.9 | | | | | | |





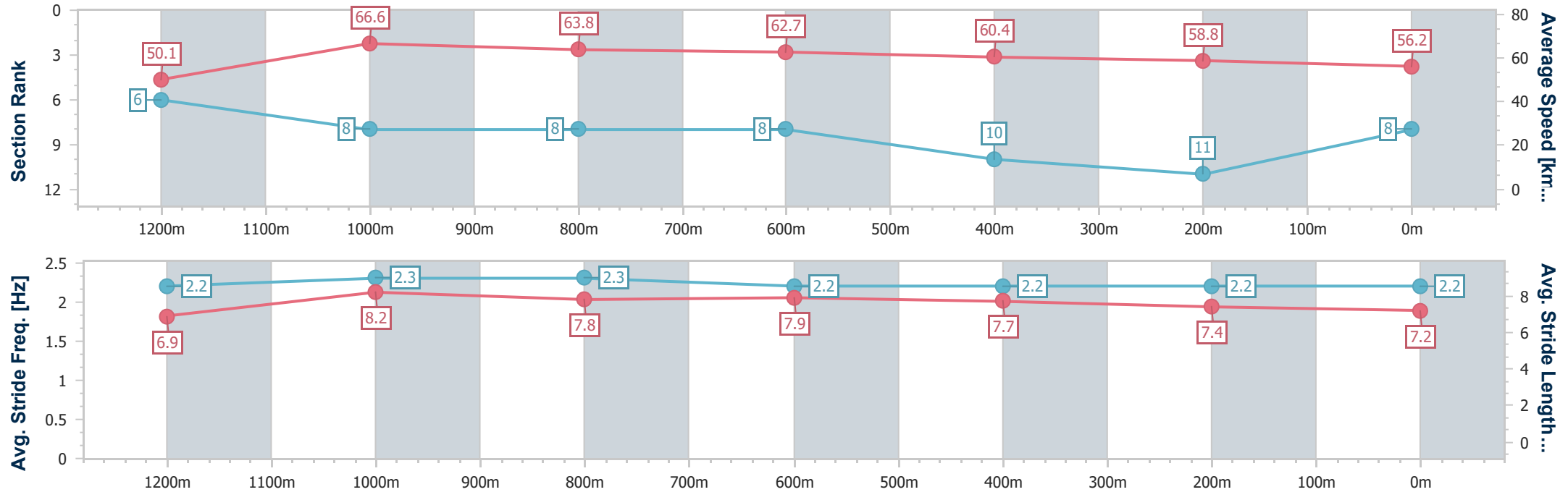
| | |
|--------------------------------|-----------------|
| Horse/Jockey Name | Paniagua |
| Final Rank | 8 |
| Fastest Section Time (Section) | 0:10.73 (1200m) |
| Top Speed [km/h] (Section) | 68.1 (1200m) |
| Race State | Finished |



Ladbrokes Cannon Park QLD Professional
Race 7: RNR AIR - AIR CONDITIONING & REFRIGERATION
Open Handicap - 1400m
22 April 2024 - 17:05
Track Rating: Soft 5, Weather: Fine, Rail Position: +1.5m 1000m-930m; True Remainder



| Section | Overall | 1200m | 1000m | 800m | 600m | 400m | 200m | | | | | | |
|------------------------|--------------------------|--------------------------|--------------------------|--------------------------|--------------------------|---------------------------|---------------------------|--|--|--|--|--|--|
| Section Times | 1:25.11 [8] (0:14.33) | 1:10.78 [6] (0:10.73) | 1:00.05 [8] (0:11.28) | 0:48.77 [8] (0:11.45) | 0:37.32 [8] (0:12.12) | 0:25.20 [10] (0:12.41) | 0:12.79 [11] (0:12.79) | | | | | | |
| Average Speed [km/h] | 50.1 | 66.6 | 63.8 | 62.7 | 60.4 | 58.8 | 56.2 | | | | | | |
| Top Speed [km/h] | 68.0 | 68.1 | 65.9 | 63.9 | 62.3 | 60.0 | 58.9 | | | | | | |
| Avg. Dist. to Rail [m] | 1.3 | 2.1 | 0.9 | 1.1 | 2.1 | 7.1 | 9.4 | | | | | | |
| Avg. Stride Freq. [Hz] | 2.2 | 2.3 | 2.3 | 2.2 | 2.2 | 2.2 | 2.2 | | | | | | |
| Avg. Stride Length [m] | 6.9 | 8.2 | 7.8 | 7.9 | 7.7 | 7.4 | 7.2 | | | | | | |





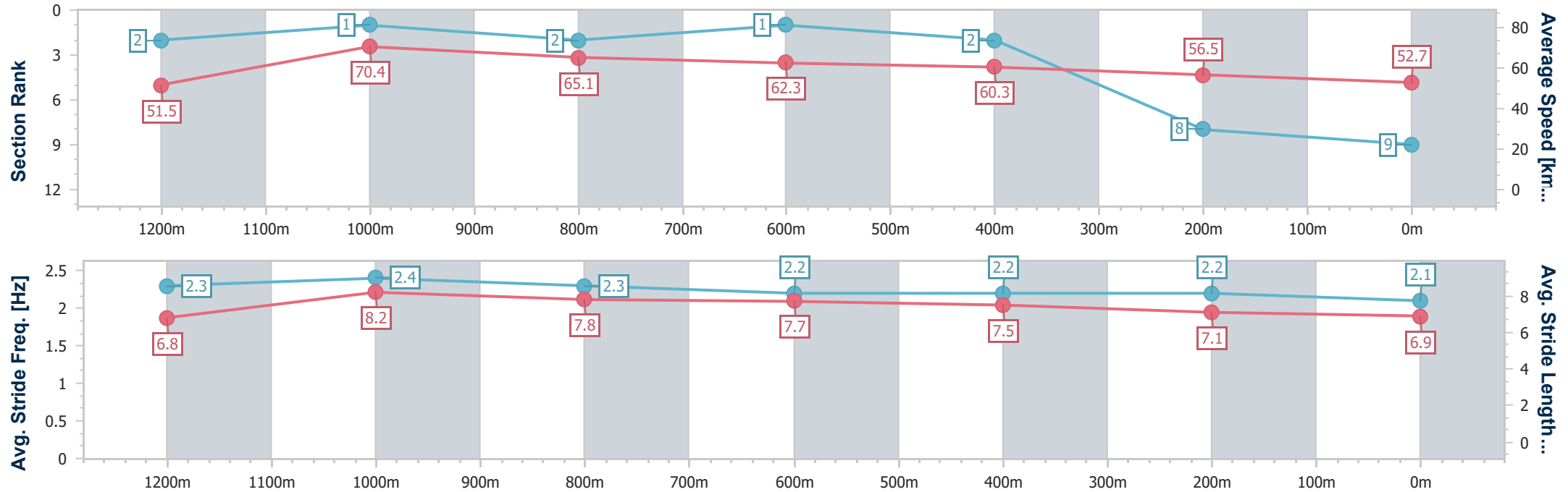
| | |
|--------------------------------|-----------------|
| Horse/Jockey Name | Le Vizir |
| Final Rank | 9 |
| Fastest Section Time (Section) | 0:10.21 (1200m) |
| Top Speed [km/h] (Section) | 73.4 (1200m) |
| Race State | Finished |



Ladbrokes Cannon Park QLD Professional
Race 7: RNR AIR - AIR CONDITIONING & REFRIGERATION
Open Handicap - 1400m
22 April 2024 - 17:05
Track Rating: Soft 5, Weather: Fine, Rail Position: +1.5m 1000m-930m; True Remainder



| Section | Overall | 1200m | 1000m | 800m | 600m | 400m | 200m | | | | | | |
|------------------------|--------------------------|--------------------------|--------------------------|--------------------------|--------------------------|--------------------------|--------------------------|--|--|--|--|--|--|
| Section Times | 1:25.52 [9] (0:14.00) | 1:11.52 [2] (0:10.21) | 1:01.31 [1] (0:10.99) | 0:50.32 [2] (0:11.56) | 0:38.76 [1] (0:12.16) | 0:26.60 [2] (0:12.97) | 0:13.63 [8] (0:13.63) | | | | | | |
| Average Speed [km/h] | 51.5 | 70.4 | 65.1 | 62.3 | 60.3 | 56.5 | 52.7 | | | | | | |
| Top Speed [km/h] | 73.4 | 73.4 | 67.4 | 63.3 | 62.0 | 58.5 | 55.4 | | | | | | |
| Avg. Dist. to Rail [m] | 3.6 | 1.4 | 1.0 | 0.7 | 2.3 | 5.6 | 4.6 | | | | | | |
| Avg. Stride Freq. [Hz] | 2.3 | 2.4 | 2.3 | 2.2 | 2.2 | 2.2 | 2.1 | | | | | | |
| Avg. Stride Length [m] | 6.8 | 8.2 | 7.8 | 7.7 | 7.5 | 7.1 | 6.9 | | | | | | |





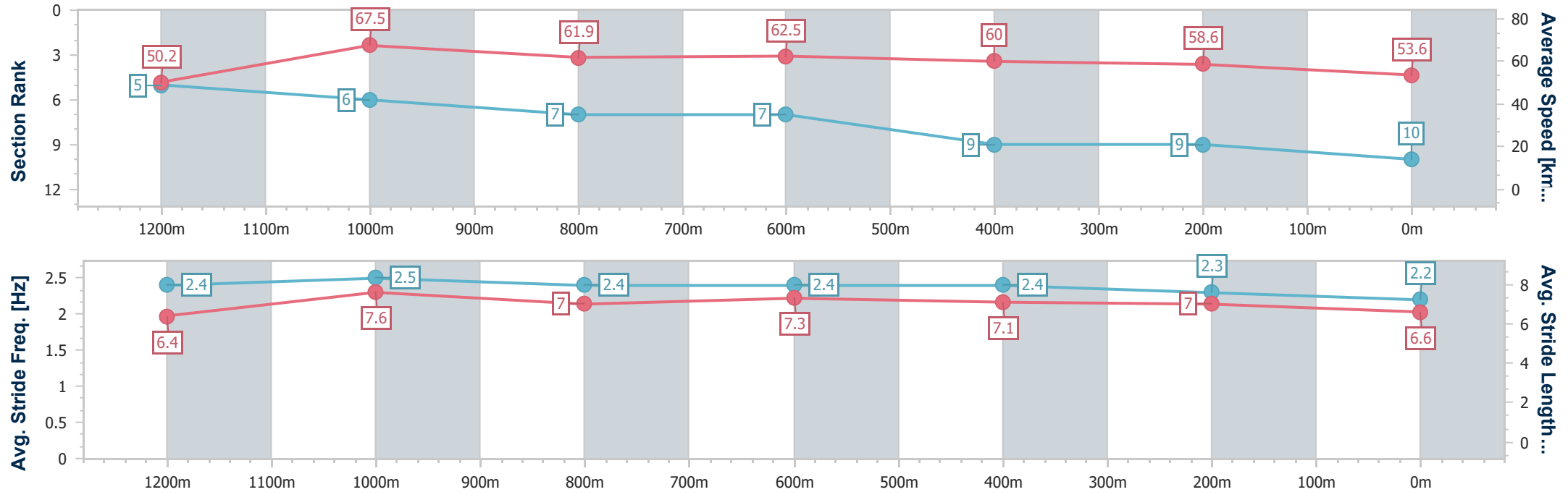
| | |
|--------------------------------|-----------------|
| Horse/Jockey Name | Nebaraz |
| Final Rank | 10 |
| Fastest Section Time (Section) | 0:10.41 (1200m) |
| Top Speed [km/h] (Section) | 69.2 (Overall) |
| Race State | Finished |



Ladbroke's Cannon Park QLD Professional
Race 7: RNR AIR - AIR CONDITIONING & REFRIGERATION
Open Handicap - 1400m
22 April 2024 - 17:05
Track Rating: Soft 5, Weather: Fine, Rail Position: +1.5m 1000m-930m; True Remainder



| Section | Overall | 1200m | 1000m | 800m | 600m | 400m | 200m | | | | | | |
|------------------------|---------------------------|--------------------------|--------------------------|--------------------------|--------------------------|--------------------------|--------------------------|--|--|--|--|--|--|
| Section Times | 1:25.60 [10] (0:14.32) | 1:11.28 [5] (0:10.41) | 1:00.87 [6] (0:11.37) | 0:49.50 [7] (0:11.56) | 0:37.94 [7] (0:12.10) | 0:25.84 [9] (0:12.45) | 0:13.39 [9] (0:13.39) | | | | | | |
| Average Speed [km/h] | 50.2 | 67.5 | 61.9 | 62.5 | 60.0 | 58.6 | 53.6 | | | | | | |
| Top Speed [km/h] | 69.2 | 69.1 | 64.3 | 63.8 | 61.9 | 59.7 | 56.8 | | | | | | |
| Avg. Dist. to Rail [m] | 5.8 | 7.9 | 2.9 | 0.7 | 1.4 | 6.3 | 8.5 | | | | | | |
| Avg. Stride Freq. [Hz] | 2.4 | 2.5 | 2.4 | 2.4 | 2.4 | 2.3 | 2.2 | | | | | | |
| Avg. Stride Length [m] | 6.4 | 7.6 | 7.0 | 7.3 | 7.1 | 7.0 | 6.6 | | | | | | |





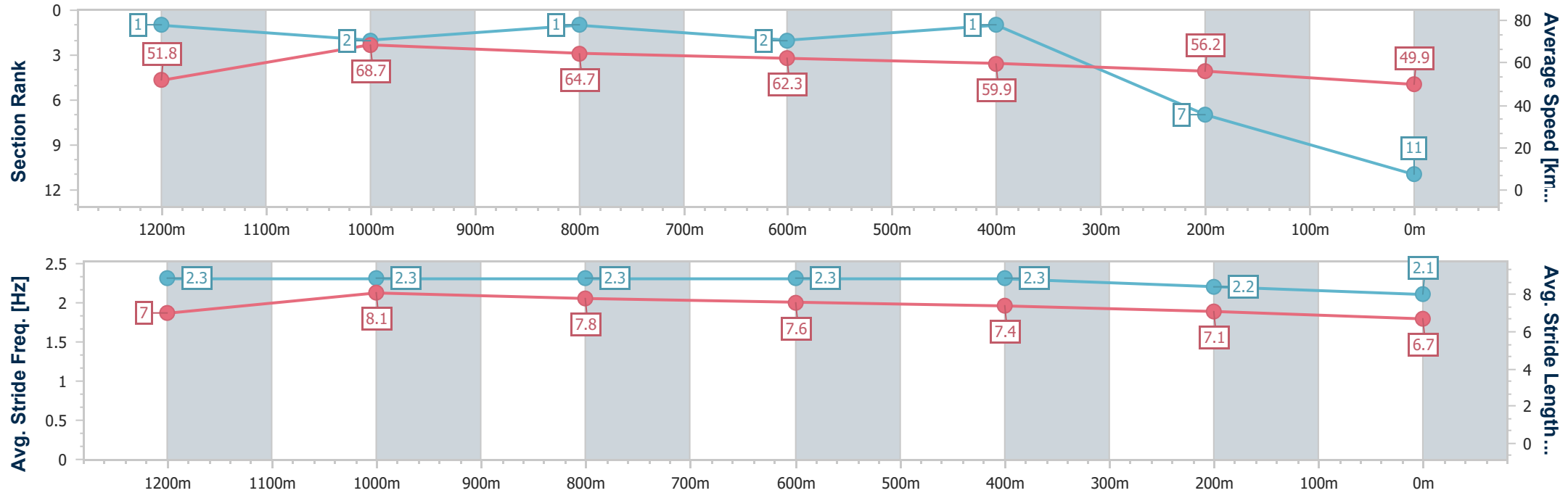
| | |
|--------------------------------|-----------------|
| Horse/Jockey Name | Call Me Mo |
| Final Rank | 11 |
| Fastest Section Time (Section) | 0:10.26 (1200m) |
| Top Speed [km/h] (Section) | 70.8 (1200m) |
| Race State | Finished |



Ladbrokes Cannon Park QLD Professional
Race 7: RNR AIR - AIR CONDITIONING & REFRIGERATION
Open Handicap - 1400m
22 April 2024 - 17:05
Track Rating: Soft 5, Weather: Fine, Rail Position: +1.5m 1000m-930m; True Remainder



| Section | Overall | 1200m | 1000m | 800m | 600m | 400m | 200m | | | | | | |
|------------------------|---------------------------|--------------------------|--------------------------|--------------------------|--------------------------|--------------------------|--------------------------|--|--|--|--|--|--|
| Section Times | 1:26.22 [11] (0:13.95) | 1:12.27 [1] (0:10.26) | 1:02.01 [2] (0:10.97) | 0:51.04 [1] (0:11.59) | 0:39.45 [2] (0:12.14) | 0:27.31 [1] (0:12.90) | 0:14.41 [7] (0:14.41) | | | | | | |
| Average Speed [km/h] | 51.8 | 68.7 | 64.7 | 62.3 | 59.9 | 56.2 | 49.9 | | | | | | |
| Top Speed [km/h] | 69.7 | 70.8 | 66.0 | 63.9 | 61.6 | 57.8 | 54.3 | | | | | | |
| Avg. Dist. to Rail [m] | 5.9 | 4.6 | 2.1 | 0.7 | 1.8 | 2.6 | 2.9 | | | | | | |
| Avg. Stride Freq. [Hz] | 2.3 | 2.3 | 2.3 | 2.3 | 2.3 | 2.2 | 2.1 | | | | | | |
| Avg. Stride Length [m] | 7.0 | 8.1 | 7.8 | 7.6 | 7.4 | 7.1 | 6.7 | | | | | | |





Ladbroke's Cannon Park QLD Professional
Race 8: CAIRNS AMATEURS CARNIVAL 12-14 SEPTEMBER 2024
BENCHMARK 58 Handicap - 1400m
22 April 2024 - 17:39



Track Rating: Soft 5, Weather: Fine, Rail Position: +1.5m 1000m-930m; True Remainder

| Section | | | | | | Overall | 1200m | 1000m | 800m | 600m | 400m | Last 600m | |
|-------------|-----|------------------|---------|---------------------|--------------------|----------------------|----------------------|----------------------|----------------------|----------------------|----------------------|-----------|---------------------------|
| Field Times | | | | | | 1:24.72 (0:14.13) | 1:10.59 (0:10.19) | 1:00.40 (0:10.91) | 0:49.49 (0:11.39) | 0:38.10 (0:12.09) | 0:26.01 (0:12.67) | 0:38.10 | |
| Rank | TAB | Horse/Jockey | Barrier | Top Speed [km/h] | Fastest Section | | | | | | | | Distance Travelled [m] |
| 1 | 6 | BURNS TO EMBRACE | 2 | 69.1 | 0:10.69 | 1:24.72 [1] | 1:10.36 [5] | 0:59.67 [5] | 0:48.67 [5] | 0:37.21 [4] | 0:25.31 [3] | 0:37.21 | |
| | | Jason Taylor | | 1200m | 1200m | (0:14.36) | (0:10.69) | (0:11.00) | (0:11.46) | (0:11.90) | (0:12.06) | | |
| 2 | 2 | FODOR | 6 | 69.1 | 0:10.02 | 1:25.06 [2] | 1:10.76 [3] | 1:00.74 [1] | 0:49.83 [1] | 0:38.44 [1] | 0:26.35 [1] | 0:38.44 | +2 |
| | | Ryan Wiggins | | Overall | 1200m | (0:14.30) | (0:10.02) | (0:10.91) | (0:11.39) | (0:12.09) | (0:12.67) | | |
| 3 | 7 | FANCIFUL MR FOX | 7 | 70.5 | 0:10.51 | 1:25.20 [3] | 1:11.04 [2] | 1:00.53 [4] | 0:49.55 [2] | 0:37.88 [2] | 0:25.97 [2] | 0:37.88 | +2 |
| | | Adrian Layt | | 1200m | 1200m | (0:14.16) | (0:10.51) | (0:10.98) | (0:11.67) | (0:11.91) | (0:12.61) | | |
| 4 | 5 | BETTA AL | 5 | 69.3 | 0:10.61 | 1:25.21 [4] | 1:10.52 [9] | 0:59.91 [7] | 0:48.88 [7] | 0:37.25 [7] | 0:25.14 [8] | 0:37.25 | -6 |
| | | Lacey Morrison | | Overall | 1200m | (0:14.69) | (0:10.61) | (0:11.03) | (0:11.63) | (0:12.11) | (0:12.47) | | |
| 5 | 3 | VILA TINTO | 4 | 69.7 | 0:10.32 | 1:25.41 [5] | 1:11.08 [4] | 1:00.76 [3] | 0:49.67 [4] | 0:37.84 [5] | 0:25.49 [6] | 0:37.84 | -3 |
| | | Tyler Leslight | | 1200m | 1200m | (0:14.33) | (0:10.32) | (0:11.09) | (0:11.83) | (0:12.35) | (0:12.40) | | |
| 6 | 4 | WITNESS ATTACK | 10 | 68.6 | 0:10.66 | 1:25.70 [6] | 1:11.25 [6] | 1:00.59 [6] | 0:49.54 [6] | 0:37.95 [6] | 0:25.94 [4] | 0:37.95 | +0 |
| | | Nathan Day | | Overall | 1200m | (0:14.45) | (0:10.66) | (0:11.05) | (0:11.59) | (0:12.01) | (0:12.47) | | |
| 7 | 9 | DUYFKEN | 11 | 67.9 | 0:10.72 | 1:25.92 [7] | 1:10.92 [10] | 1:00.20 [10] | 0:49.10 [9] | 0:37.88 [8] | 0:25.91 [7] | 0:37.88 | +6 |
| | | Jackson Murphy | | 1200m | 1200m | (0:15.00) | (0:10.72) | (0:11.10) | (0:11.22) | (0:11.97) | (0:12.36) | | |
| 8 | 11 | HEROIC ANGEL | 9 | 66.9 | 0:10.91 | 1:26.02 [8] | 1:11.47 [7] | 1:00.56 [9] | 0:49.17 [10] | 0:37.94 [9] | 0:25.81 [9] | 0:37.94 | +6 |
| | | Nor Yadi | | 1200m | 1200m | (0:14.55) | (0:10.91) | (0:11.39) | (0:11.23) | (0:12.13) | (0:12.57) | | |
| 9 | 10 | MA MA'S ROSE | 8 | 67.9 | 0:10.79 | 1:26.25 [9] | 1:11.68 [8] | 1:00.89 [8] | 0:49.57 [8] | 0:37.97 [10] | 0:25.87 [10] | 0:37.97 | -5 |
| | | Scott Sheargold | | 1200m | 1200m | (0:14.57) | (0:10.79) | (0:11.32) | (0:11.60) | (0:12.10) | (0:12.69) | | |
| 10 | 12 | MISHANI MENACE | 1 | 70.4 | 0:10.51 | 1:27.12 [10] | 1:12.99 [1] | 1:02.48 [2] | 0:51.42 [3] | 0:39.69 [3] | 0:27.32 [5] | 0:39.69 | -5 |
| | | Nathan Thomas | | 1200m | 1200m | (0:14.13) | (0:10.51) | (0:11.06) | (0:11.73) | (0:12.37) | (0:13.09) | | |

Scratched: From This Moment (#8)

Report Created: Mon 22 April 2024 18:01 GMT+10 (Note: Timing is based on position data)

Page 1/15

[] Ranking at each section and finish
-:-:- No data available at this section
NA No data available

SCN Saddle cloth number
DNF Did not finish
DNT Did not track

data processed by  TRIPLESDATA



Ladbroke's Cannon Park QLD Professional
Race 8: CAIRNS AMATEURS CARNIVAL 12-14 SEPTEMBER 2024
BENCHMARK 58 Handicap - 1400m
22 April 2024 - 17:39



Track Rating: Soft 5, Weather: Fine, Rail Position: +1.5m 1000m-930m; True Remainder

| Section | | | | | Overall | 1200m | 1000m | 800m | 600m | 400m | Last 600m | | |
|-------------|-----|---------------|---------|---------------------|----------------------|----------------------|----------------------|----------------------|----------------------|----------------------|--------------|---------|---------------------------|
| Field Times | | | | | 1:24.72 (0:14.13) | 1:10.59 (0:10.19) | 1:00.40 (0:10.91) | 0:49.49 (0:11.39) | 0:38.10 (0:12.09) | 0:26.01 (0:12.67) | 0:38.10 | | |
| Rank | TAB | Horse/Jockey | Barrier | Top Speed [km/h] | Fastest Section | | | | | | | | Distance Travelled [m] |
| 11 | 1 | SURIN BEACH | 12 | 66.1 | 0:10.83 | 1:30.34 [11] | 1:15.18 [11] | 1:04.35 [11] | 0:53.03 [11] | 0:41.70 [11] | 0:29.64 [11] | 0:41.70 | -2 |
| | | Chelsea Jokic | | 1200m | 1200m | (0:15.16) | (0:10.83) | (0:11.32) | (0:11.33) | (0:12.06) | (0:12.81) | | |

Scratched: From This Moment (#8)



Ladbrokes Cannon Park QLD Professional
Race 8: CAIRNS AMATEURS CARNIVAL 12-14 SEPTEMBER 2024
BENCHMARK 58 Handicap - 1400m
22 April 2024 - 17:39



Track Rating: Soft 5, Weather: Fine, Rail Position: +1.5m 1000m-930m; True Remainder

| Section Field Times | | | | 200m 0:13.34 (0:13.34) | | | | Last 600m 0:38.10 | |
|------------------------|-----|------------------|---------|------------------------------|--------------------|--------------|---------|---------------------------|----|
| Rank | TAB | Horse/Jockey | Barrier | Top Speed [km/h] | Fastest Section | Margin | | Distance Travelled [m] | |
| 1 | 6 | BURNS TO EMBRACE | 2 | 69.1 | 0:10.69 | 0:13.25 [2] | 1:24.72 | 0:37.21 | |
| | | Jason Taylor | | 1200m | 1200m | (0:13.25) | | | |
| 2 | 2 | FODOR | 6 | 69.1 | 0:10.02 | 0:13.68 [1] | 1.97L | 0:38.44 | +2 |
| | | Ryan Wiggins | | Overall | 1200m | (0:13.68) | | | |
| 3 | 7 | FANCIFUL MR FOX | 7 | 70.5 | 0:10.51 | 0:13.36 [3] | 2.81L | 0:37.88 | +2 |
| | | Adrian Layt | | 1200m | 1200m | (0:13.36) | | | |
| 4 | 5 | BETTA AL | 5 | 69.3 | 0:10.61 | 0:12.67 [7] | 2.89L | 0:37.25 | -6 |
| | | Lacey Morrison | | Overall | 1200m | (0:12.67) | | | |
| 5 | 3 | VILA TINTO | 4 | 69.7 | 0:10.32 | 0:13.09 [5] | 4.01L | 0:37.84 | -3 |
| | | Tyler Leslight | | 1200m | 1200m | (0:13.09) | | | |
| 6 | 4 | WITNESS ATTACK | 10 | 68.6 | 0:10.66 | 0:13.47 [4] | 5.73L | 0:37.95 | +0 |
| | | Nathan Day | | Overall | 1200m | (0:13.47) | | | |
| 7 | 9 | DUYFKEN | 11 | 67.9 | 0:10.72 | 0:13.55 [6] | 7.06L | 0:37.88 | +6 |
| | | Jackson Murphy | | 1200m | 1200m | (0:13.55) | | | |
| 8 | 11 | HEROIC ANGEL | 9 | 66.9 | 0:10.91 | 0:13.24 [8] | 7.63L | 0:37.94 | +6 |
| | | Nor Yadi | | 1200m | 1200m | (0:13.24) | | | |
| 9 | 10 | MA MA'S ROSE | 8 | 67.9 | 0:10.79 | 0:13.18 [10] | 8.98L | 0:37.97 | -5 |
| | | Scott Sheargold | | 1200m | 1200m | (0:13.18) | | | |
| 10 | 12 | MISHANI MENACE | 1 | 70.4 | 0:10.51 | 0:14.23 [9] | 14.11L | 0:39.69 | -5 |
| | | Nathan Thomas | | 1200m | 1200m | (0:14.23) | | | |

Scratched: From This Moment (#8)



Ladbrokes Cannon Park QLD Professional
Race 8: CAIRNS AMATEURS CARNIVAL 12-14 SEPTEMBER 2024
BENCHMARK 58 Handicap - 1400m
22 April 2024 - 17:39



Track Rating: Soft 5, Weather: Fine, Rail Position: +1.5m 1000m-930m; True Remainder

| Section | | | | | | 200m | | Last 600m | |
|-------------|-----|---------------|---------|---------------------|--------------------|----------------------|--------|---------------------------|----|
| Field Times | | | | | | 0:13.34 (0:13.34) | | 0:38.10 | |
| Rank | TAB | Horse/Jockey | Barrier | Top Speed [km/h] | Fastest Section | Margin | | Distance Travelled [m] | |
| 11 | 1 | SURIN BEACH | 12 | 66.1 | 0:10.83 | 0:16.83 [11] | 33.02L | 0:41.70 | -2 |
| | | Chelsea Jokic | | 1200m | 1200m | (0:16.83) | | | |

Scratched: From This Moment (#8)



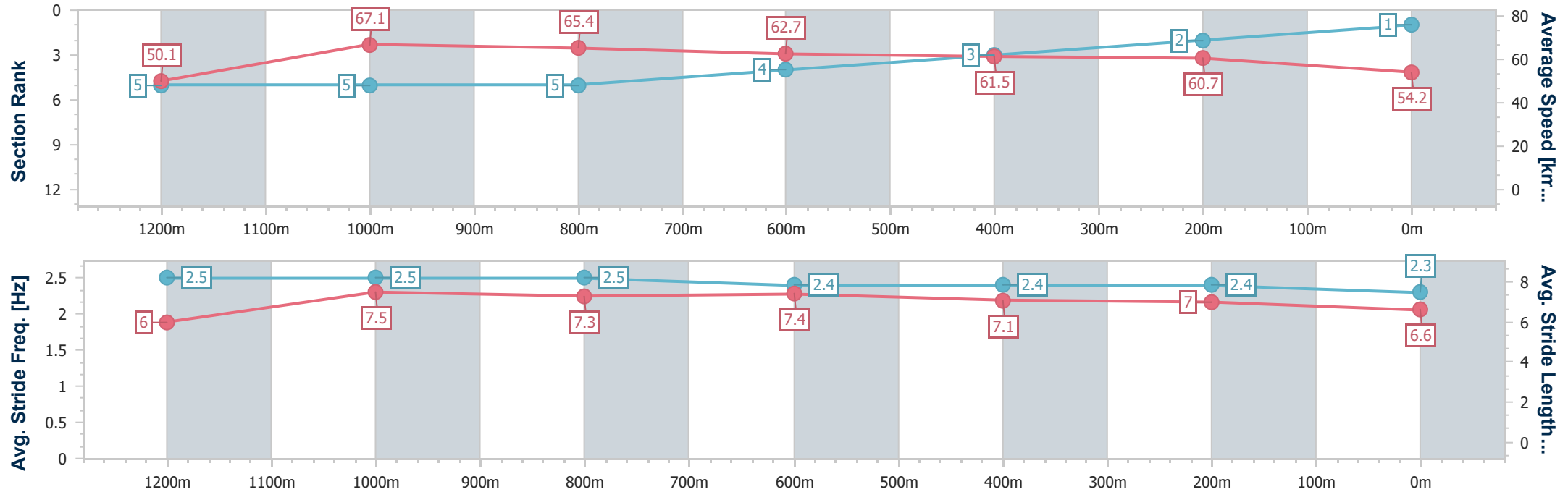
| | |
|--------------------------------|------------------|
| Horse/Jockey Name | Burns To Embrace |
| Final Rank | 1 |
| Fastest Section Time (Section) | 0:10.69 (1200m) |
| Top Speed [km/h] (Section) | 69.1 (1200m) |
| Race State | Finished |



Ladbrokes Cannon Park QLD Professional
Race 8: CAIRNS AMATEURS CARNIVAL 12-14 SEPTEMBER
2024 BENCHMARK 58 Handicap - 1400m
22 April 2024 - 17:39
Track Rating: Soft 5, Weather: Fine, Rail Position: +1.5m 1000m-930m; True Remainder



| Section | Overall | 1200m | 1000m | 800m | 600m | 400m | 200m | | | | | | |
|------------------------|--------------------------|--------------------------|--------------------------|--------------------------|--------------------------|--------------------------|--------------------------|--|--|--|--|--|--|
| Section Times | 1:24.72 [1] (0:14.36) | 1:10.36 [5] (0:10.69) | 0:59.67 [5] (0:11.00) | 0:48.67 [5] (0:11.46) | 0:37.21 [4] (0:11.90) | 0:25.31 [3] (0:12.06) | 0:13.25 [2] (0:13.25) | | | | | | |
| Average Speed [km/h] | 50.1 | 67.1 | 65.4 | 62.7 | 61.5 | 60.7 | 54.2 | | | | | | |
| Top Speed [km/h] | 67.8 | 69.1 | 69.0 | 65.5 | 62.6 | 62.1 | 58.1 | | | | | | |
| Avg. Dist. to Rail [m] | 1.0 | 1.6 | 1.3 | 2.3 | 2.5 | 4.3 | 4.1 | | | | | | |
| Avg. Stride Freq. [Hz] | 2.5 | 2.5 | 2.5 | 2.4 | 2.4 | 2.4 | 2.3 | | | | | | |
| Avg. Stride Length [m] | 6.0 | 7.5 | 7.3 | 7.4 | 7.1 | 7.0 | 6.6 | | | | | | |





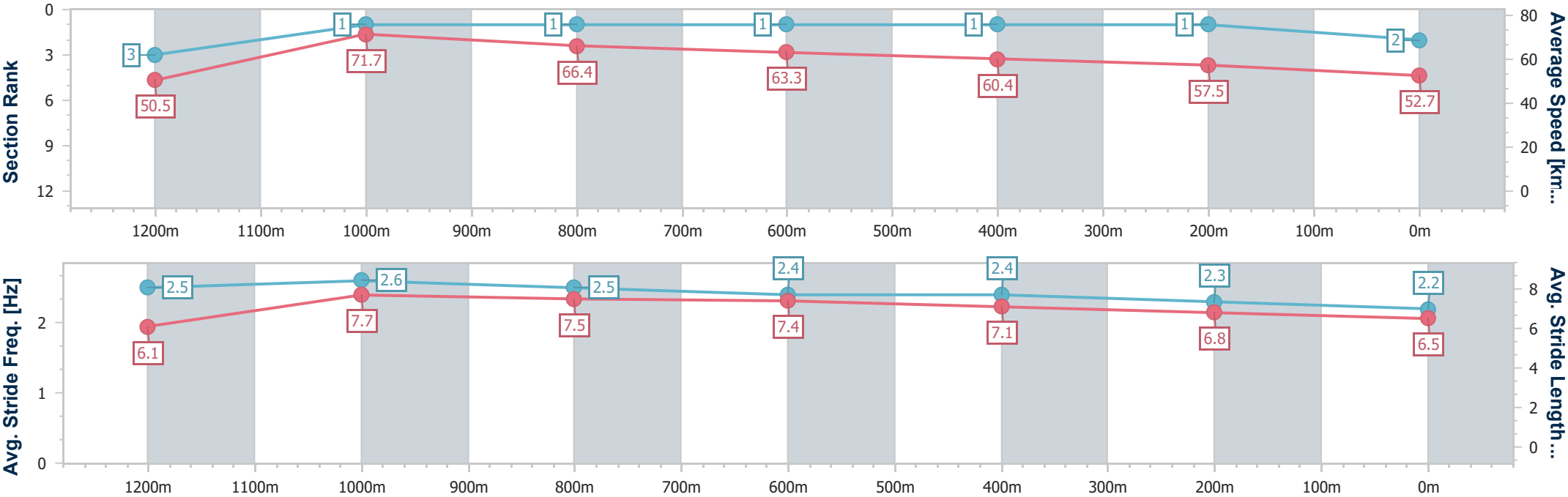
| | |
|--------------------------------|-----------------|
| Horse/Jockey Name | Fodor |
| Final Rank | 2 |
| Fastest Section Time (Section) | 0:10.02 (1200m) |
| Top Speed [km/h] (Section) | 69.1 (Overall) |
| Race State | Finished |



Ladbrokes Cannon Park QLD Professional
Race 8: CAIRNS AMATEURS CARNIVAL 12-14 SEPTEMBER
2024 BENCHMARK 58 Handicap - 1400m
22 April 2024 - 17:39
Track Rating: Soft 5, Weather: Fine, Rail Position: +1.5m 1000m-930m; True Remainder



| Section | Overall | 1200m | 1000m | 800m | 600m | 400m | 200m | | | | | | |
|------------------------|--------------------------|--------------------------|--------------------------|--------------------------|--------------------------|--------------------------|--------------------------|--|--|--|--|--|--|
| Section Times | 1:25.06 [2] (0:14.30) | 1:10.76 [3] (0:10.02) | 1:00.74 [1] (0:10.91) | 0:49.83 [1] (0:11.39) | 0:38.44 [1] (0:12.09) | 0:26.35 [1] (0:12.67) | 0:13.68 [1] (0:13.68) | | | | | | |
| Average Speed [km/h] | 50.5 | 71.7 | 66.4 | 63.3 | 60.4 | 57.5 | 52.7 | | | | | | |
| Top Speed [km/h] | 69.1 | 68.4 | 68.4 | 64.4 | 62.2 | 59.6 | 55.9 | | | | | | |
| Avg. Dist. to Rail [m] | 3.1 | 1.1 | 1.5 | 2.5 | 2.0 | 4.6 | 5.7 | | | | | | |
| Avg. Stride Freq. [Hz] | 2.5 | 2.6 | 2.5 | 2.4 | 2.4 | 2.3 | 2.2 | | | | | | |
| Avg. Stride Length [m] | 6.1 | 7.7 | 7.5 | 7.4 | 7.1 | 6.8 | 6.5 | | | | | | |





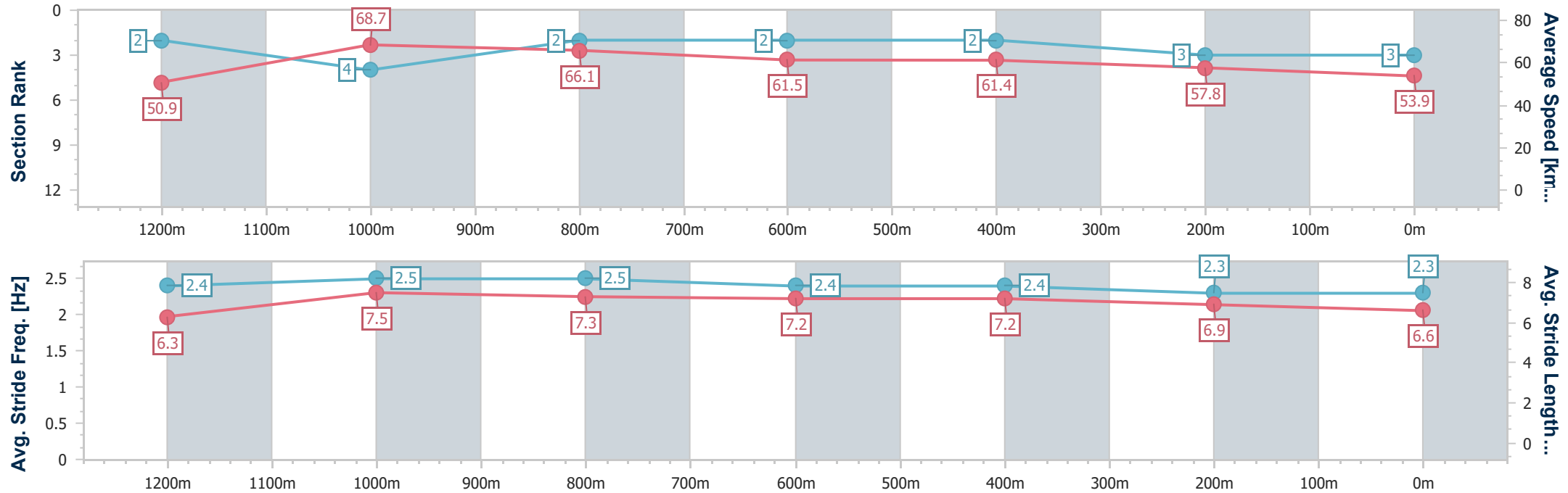
| | |
|--------------------------------|-----------------|
| Horse/Jockey Name | Fanciful Mr Fox |
| Final Rank | 3 |
| Fastest Section Time (Section) | 0:10.51 (1200m) |
| Top Speed [km/h] (Section) | 70.5 (1200m) |
| Race State | Finished |



Ladbroke's Cannon Park QLD Professional
Race 8: CAIRNS AMATEURS CARNIVAL 12-14 SEPTEMBER
2024 BENCHMARK 58 Handicap - 1400m
22 April 2024 - 17:39
Track Rating: Soft 5, Weather: Fine, Rail Position: +1.5m 1000m-930m; True Remainder



| Section | Overall | 1200m | 1000m | 800m | 600m | 400m | 200m | | | | | | |
|------------------------|--------------------------|--------------------------|--------------------------|--------------------------|--------------------------|--------------------------|--------------------------|--|--|--|--|--|--|
| Section Times | 1:25.20 [3] (0:14.16) | 1:11.04 [2] (0:10.51) | 1:00.53 [4] (0:10.98) | 0:49.55 [2] (0:11.67) | 0:37.88 [2] (0:11.91) | 0:25.97 [2] (0:12.61) | 0:13.36 [3] (0:13.36) | | | | | | |
| Average Speed [km/h] | 50.9 | 68.7 | 66.1 | 61.5 | 61.4 | 57.8 | 53.9 | | | | | | |
| Top Speed [km/h] | 67.0 | 70.5 | 68.8 | 63.7 | 62.7 | 59.4 | 56.6 | | | | | | |
| Avg. Dist. to Rail [m] | 3.0 | 0.8 | 1.2 | 1.6 | 2.3 | 4.1 | 3.7 | | | | | | |
| Avg. Stride Freq. [Hz] | 2.4 | 2.5 | 2.5 | 2.4 | 2.4 | 2.3 | 2.3 | | | | | | |
| Avg. Stride Length [m] | 6.3 | 7.5 | 7.3 | 7.2 | 7.2 | 6.9 | 6.6 | | | | | | |





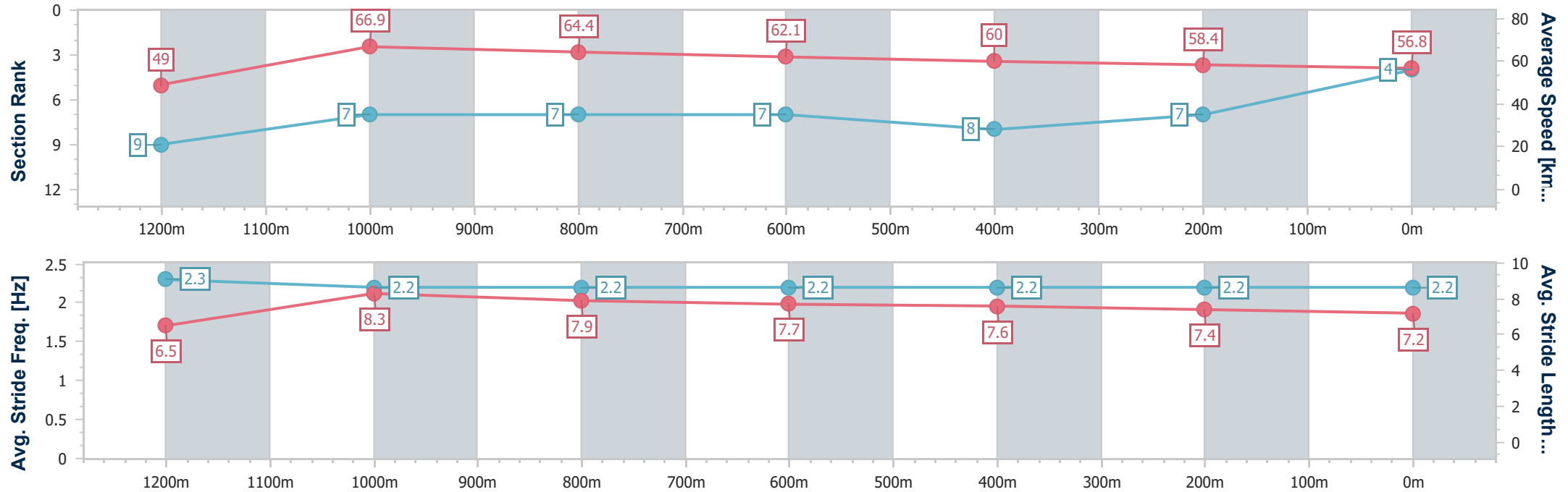
| | |
|--------------------------------|-----------------|
| Horse/Jockey Name | Betta AI |
| Final Rank | 4 |
| Fastest Section Time (Section) | 0:10.61 (1200m) |
| Top Speed [km/h] (Section) | 69.3 (Overall) |
| Race State | Finished |



Ladbrokes Cannon Park QLD Professional
Race 8: CAIRNS AMATEURS CARNIVAL 12-14 SEPTEMBER
2024 BENCHMARK 58 Handicap - 1400m
22 April 2024 - 17:39
Track Rating: Soft 5, Weather: Fine, Rail Position: +1.5m 1000m-930m; True Remainder



| Section | Overall | 1200m | 1000m | 800m | 600m | 400m | 200m | | | | | | |
|------------------------|--------------------------|--------------------------|--------------------------|--------------------------|--------------------------|--------------------------|--------------------------|--|--|--|--|--|--|
| Section Times | 1:25.21 [4] (0:14.69) | 1:10.52 [9] (0:10.61) | 0:59.91 [7] (0:11.03) | 0:48.88 [7] (0:11.63) | 0:37.25 [7] (0:12.11) | 0:25.14 [8] (0:12.47) | 0:12.67 [7] (0:12.67) | | | | | | |
| Average Speed [km/h] | 49.0 | 66.9 | 64.4 | 62.1 | 60.0 | 58.4 | 56.8 | | | | | | |
| Top Speed [km/h] | 69.3 | 68.8 | 66.2 | 64.9 | 62.1 | 59.6 | 58.2 | | | | | | |
| Avg. Dist. to Rail [m] | 5.9 | 4.5 | 1.5 | 0.2 | 1.4 | 4.4 | 3.2 | | | | | | |
| Avg. Stride Freq. [Hz] | 2.3 | 2.2 | 2.2 | 2.2 | 2.2 | 2.2 | 2.2 | | | | | | |
| Avg. Stride Length [m] | 6.5 | 8.3 | 7.9 | 7.7 | 7.6 | 7.4 | 7.2 | | | | | | |





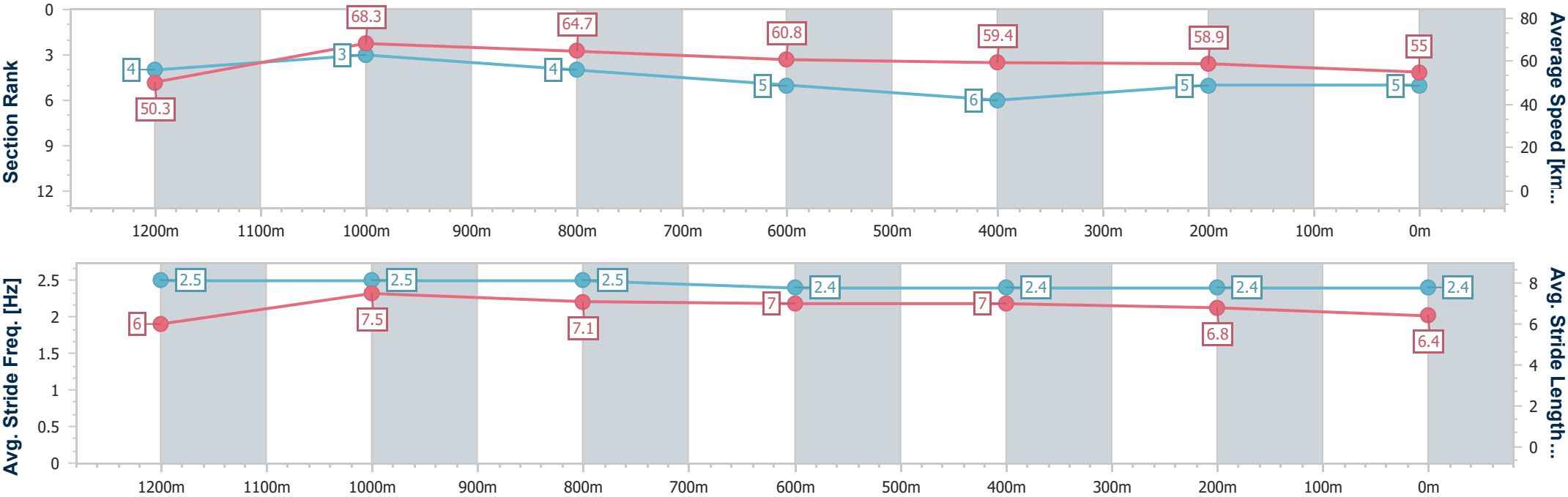
| | |
|--------------------------------|-----------------|
| Horse/Jockey Name | Vila Tinto |
| Final Rank | 5 |
| Fastest Section Time (Section) | 0:10.32 (1200m) |
| Top Speed [km/h] (Section) | 69.7 (1200m) |
| Race State | Finished |



Ladbrokes Cannon Park QLD Professional
Race 8: CAIRNS AMATEURS CARNIVAL 12-14 SEPTEMBER
2024 BENCHMARK 58 Handicap - 1400m
22 April 2024 - 17:39
Track Rating: Soft 5, Weather: Fine, Rail Position: +1.5m 1000m-930m; True Remainder



| Section | Overall | 1200m | 1000m | 800m | 600m | 400m | 200m | | | | | | |
|------------------------|--------------------------|--------------------------|--------------------------|--------------------------|--------------------------|--------------------------|--------------------------|--|--|--|--|--|--|
| Section Times | 1:25.41 [5] (0:14.33) | 1:11.08 [4] (0:10.32) | 1:00.76 [3] (0:11.09) | 0:49.67 [4] (0:11.83) | 0:37.84 [5] (0:12.35) | 0:25.49 [6] (0:12.40) | 0:13.09 [5] (0:13.09) | | | | | | |
| Average Speed [km/h] | 50.3 | 68.3 | 64.7 | 60.8 | 59.4 | 58.9 | 55.0 | | | | | | |
| Top Speed [km/h] | 68.8 | 69.7 | 68.3 | 62.6 | 60.4 | 60.7 | 56.8 | | | | | | |
| Avg. Dist. to Rail [m] | 4.6 | 5.2 | 1.8 | 2.3 | 2.9 | 5.4 | 6.4 | | | | | | |
| Avg. Stride Freq. [Hz] | 2.5 | 2.5 | 2.5 | 2.4 | 2.4 | 2.4 | 2.4 | | | | | | |
| Avg. Stride Length [m] | 6.0 | 7.5 | 7.1 | 7.0 | 7.0 | 6.8 | 6.4 | | | | | | |





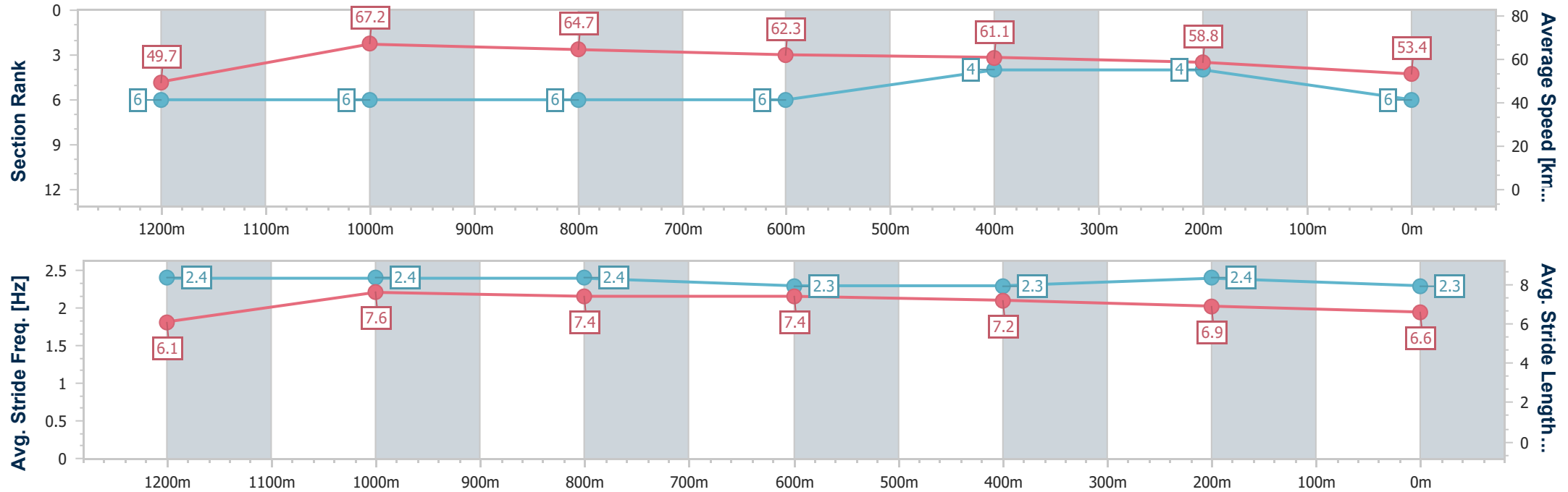
| | |
|--------------------------------|-----------------|
| Horse/Jockey Name | Witness Attack |
| Final Rank | 6 |
| Fastest Section Time (Section) | 0:10.66 (1200m) |
| Top Speed [km/h] (Section) | 68.6 (Overall) |
| Race State | Finished |



Ladbrokes Cannon Park QLD Professional
Race 8: CAIRNS AMATEURS CARNIVAL 12-14 SEPTEMBER
2024 BENCHMARK 58 Handicap - 1400m
22 April 2024 - 17:39
Track Rating: Soft 5, Weather: Fine, Rail Position: +1.5m 1000m-930m; True Remainder



| Section | Overall | 1200m | 1000m | 800m | 600m | 400m | 200m | | | | | | |
|------------------------|--------------------------|--------------------------|--------------------------|--------------------------|--------------------------|--------------------------|--------------------------|--|--|--|--|--|--|
| Section Times | 1:25.70 [6] (0:14.45) | 1:11.25 [6] (0:10.66) | 1:00.59 [6] (0:11.05) | 0:49.54 [6] (0:11.59) | 0:37.95 [6] (0:12.01) | 0:25.94 [4] (0:12.47) | 0:13.47 [4] (0:13.47) | | | | | | |
| Average Speed [km/h] | 49.7 | 67.2 | 64.7 | 62.3 | 61.1 | 58.8 | 53.4 | | | | | | |
| Top Speed [km/h] | 68.6 | 67.5 | 66.3 | 64.6 | 62.4 | 60.8 | 57.1 | | | | | | |
| Avg. Dist. to Rail [m] | 3.0 | 1.9 | 0.8 | 0.9 | 2.5 | 7.0 | 10.8 | | | | | | |
| Avg. Stride Freq. [Hz] | 2.4 | 2.4 | 2.4 | 2.3 | 2.3 | 2.4 | 2.3 | | | | | | |
| Avg. Stride Length [m] | 6.1 | 7.6 | 7.4 | 7.4 | 7.2 | 6.9 | 6.6 | | | | | | |





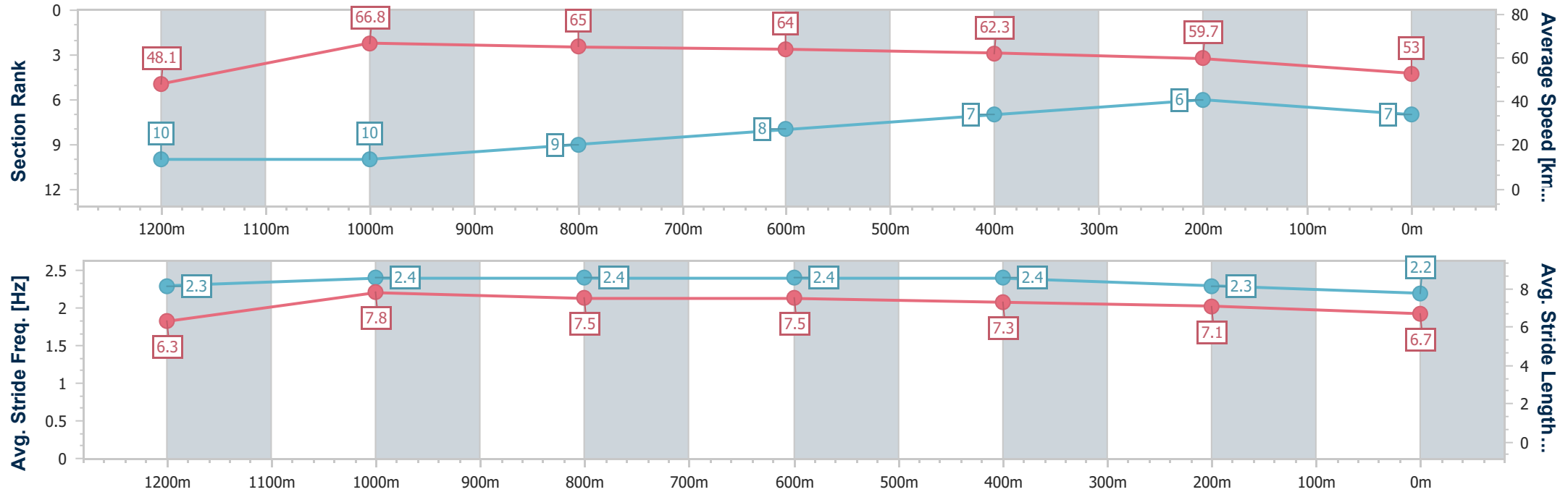
| | |
|--------------------------------|-----------------|
| Horse/Jockey Name | Duyfken |
| Final Rank | 7 |
| Fastest Section Time (Section) | 0:10.72 (1200m) |
| Top Speed [km/h] (Section) | 67.9 (1200m) |
| Race State | Finished |



Ladbrokes Cannon Park QLD Professional
Race 8: CAIRNS AMATEURS CARNIVAL 12-14 SEPTEMBER
2024 BENCHMARK 58 Handicap - 1400m
22 April 2024 - 17:39
Track Rating: Soft 5, Weather: Fine, Rail Position: +1.5m 1000m-930m; True Remainder



| Section | Overall | 1200m | 1000m | 800m | 600m | 400m | 200m | | | | | | |
|------------------------|--------------------------|---------------------------|---------------------------|--------------------------|--------------------------|--------------------------|--------------------------|--|--|--|--|--|--|
| Section Times | 1:25.92 [7] (0:15.00) | 1:10.92 [10] (0:10.72) | 1:00.20 [10] (0:11.10) | 0:49.10 [9] (0:11.22) | 0:37.88 [8] (0:11.97) | 0:25.91 [7] (0:12.36) | 0:13.55 [6] (0:13.55) | | | | | | |
| Average Speed [km/h] | 48.1 | 66.8 | 65.0 | 64.0 | 62.3 | 59.7 | 53.0 | | | | | | |
| Top Speed [km/h] | 66.8 | 67.9 | 66.3 | 66.5 | 64.8 | 61.7 | 57.1 | | | | | | |
| Avg. Dist. to Rail [m] | 2.9 | 2.4 | 0.9 | 2.1 | 4.9 | 8.0 | 9.2 | | | | | | |
| Avg. Stride Freq. [Hz] | 2.3 | 2.4 | 2.4 | 2.4 | 2.4 | 2.3 | 2.2 | | | | | | |
| Avg. Stride Length [m] | 6.3 | 7.8 | 7.5 | 7.5 | 7.3 | 7.1 | 6.7 | | | | | | |





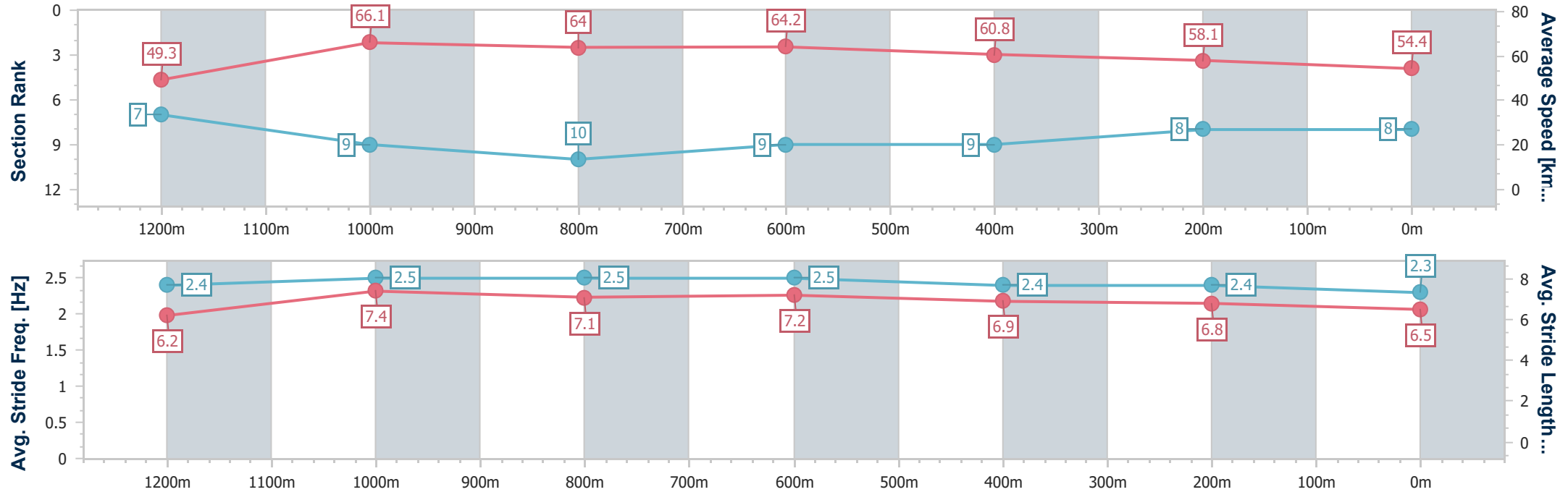
| | |
|--------------------------------|-----------------|
| Horse/Jockey Name | Heroic Angel |
| Final Rank | 8 |
| Fastest Section Time (Section) | 0:10.91 (1200m) |
| Top Speed [km/h] (Section) | 66.9 (1200m) |
| Race State | Finished |



Ladbrokes Cannon Park QLD Professional
Race 8: CAIRNS AMATEURS CARNIVAL 12-14 SEPTEMBER
2024 BENCHMARK 58 Handicap - 1400m
22 April 2024 - 17:39
Track Rating: Soft 5, Weather: Fine, Rail Position: +1.5m 1000m-930m; True Remainder



| Section | Overall | 1200m | 1000m | 800m | 600m | 400m | 200m | | | | | | |
|------------------------|--------------------------|--------------------------|--------------------------|---------------------------|--------------------------|--------------------------|--------------------------|--|--|--|--|--|--|
| Section Times | 1:26.02 [8] (0:14.55) | 1:11.47 [7] (0:10.91) | 1:00.56 [9] (0:11.39) | 0:49.17 [10] (0:11.23) | 0:37.94 [9] (0:12.13) | 0:25.81 [9] (0:12.57) | 0:13.24 [8] (0:13.24) | | | | | | |
| Average Speed [km/h] | 49.3 | 66.1 | 64.0 | 64.2 | 60.8 | 58.1 | 54.4 | | | | | | |
| Top Speed [km/h] | 66.8 | 66.9 | 65.0 | 65.2 | 64.3 | 59.4 | 57.6 | | | | | | |
| Avg. Dist. to Rail [m] | 4.6 | 0.6 | 2.8 | 3.5 | 3.7 | 6.0 | 6.0 | | | | | | |
| Avg. Stride Freq. [Hz] | 2.4 | 2.5 | 2.5 | 2.5 | 2.4 | 2.4 | 2.3 | | | | | | |
| Avg. Stride Length [m] | 6.2 | 7.4 | 7.1 | 7.2 | 6.9 | 6.8 | 6.5 | | | | | | |





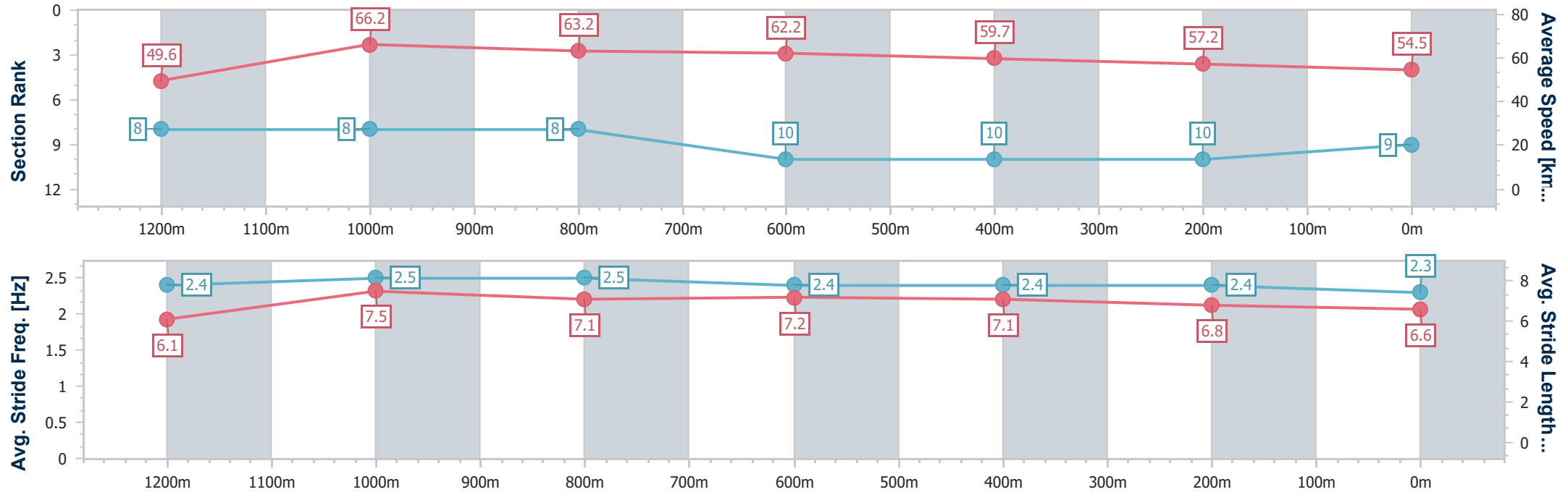
| | |
|--------------------------------|-----------------|
| Horse/Jockey Name | Ma Ma's Rose |
| Final Rank | 9 |
| Fastest Section Time (Section) | 0:10.79 (1200m) |
| Top Speed [km/h] (Section) | 67.9 (1200m) |
| Race State | Finished |



Ladbrokes Cannon Park QLD Professional
Race 8: CAIRNS AMATEURS CARNIVAL 12-14 SEPTEMBER
2024 BENCHMARK 58 Handicap - 1400m
22 April 2024 - 17:39
Track Rating: Soft 5, Weather: Fine, Rail Position: +1.5m 1000m-930m; True Remainder



| Section | Overall | 1200m | 1000m | 800m | 600m | 400m | 200m | | | | | | |
|------------------------|--------------------------|--------------------------|--------------------------|--------------------------|---------------------------|---------------------------|---------------------------|--|--|--|--|--|--|
| Section Times | 1:26.25 [9] (0:14.57) | 1:11.68 [8] (0:10.79) | 1:00.89 [8] (0:11.32) | 0:49.57 [8] (0:11.60) | 0:37.97 [10] (0:12.10) | 0:25.87 [10] (0:12.69) | 0:13.18 [10] (0:13.18) | | | | | | |
| Average Speed [km/h] | 49.6 | 66.2 | 63.2 | 62.2 | 59.7 | 57.2 | 54.5 | | | | | | |
| Top Speed [km/h] | 67.9 | 67.9 | 64.4 | 62.9 | 61.7 | 58.4 | 56.7 | | | | | | |
| Avg. Dist. to Rail [m] | 2.9 | 2.3 | 0.7 | 0.2 | 0.8 | 3.1 | 2.4 | | | | | | |
| Avg. Stride Freq. [Hz] | 2.4 | 2.5 | 2.5 | 2.4 | 2.4 | 2.4 | 2.3 | | | | | | |
| Avg. Stride Length [m] | 6.1 | 7.5 | 7.1 | 7.2 | 7.1 | 6.8 | 6.6 | | | | | | |





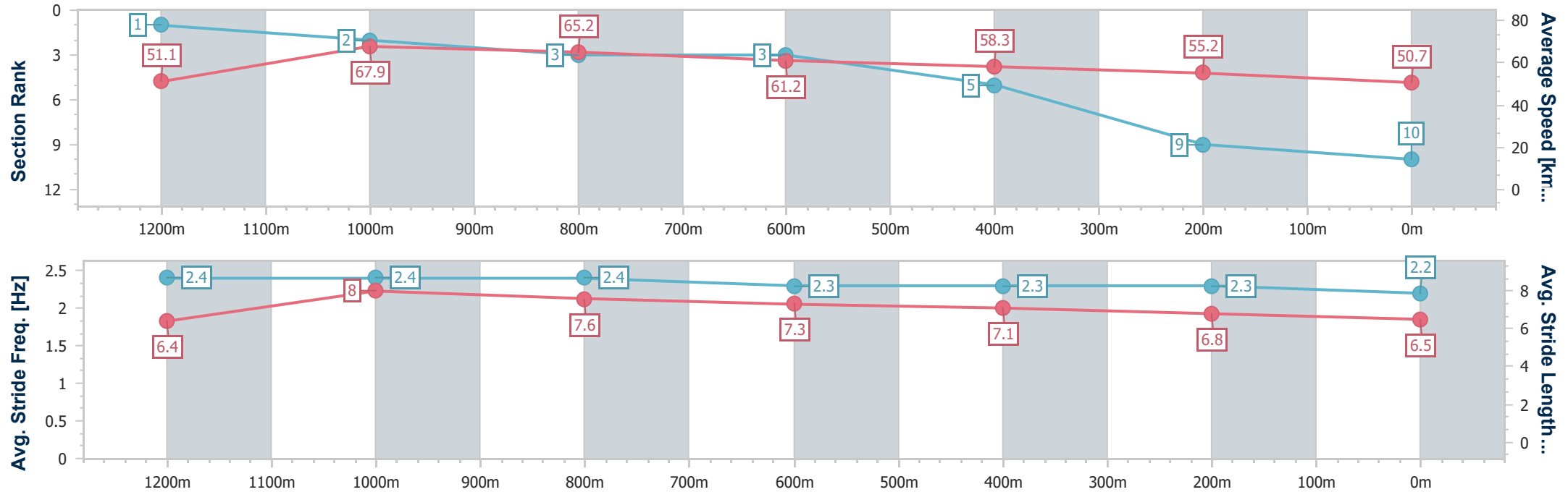
| | |
|--------------------------------|-----------------|
| Horse/Jockey Name | Mishani Menace |
| Final Rank | 10 |
| Fastest Section Time (Section) | 0:10.51 (1200m) |
| Top Speed [km/h] (Section) | 70.4 (1200m) |
| Race State | Finished |



Ladbrokes Cannon Park QLD Professional
Race 8: CAIRNS AMATEURS CARNIVAL 12-14 SEPTEMBER
2024 BENCHMARK 58 Handicap - 1400m
22 April 2024 - 17:39
Track Rating: Soft 5, Weather: Fine, Rail Position: +1.5m 1000m-930m; True Remainder



| Section | Overall | 1200m | 1000m | 800m | 600m | 400m | 200m | | | | | | |
|------------------------|---------------------------|--------------------------|--------------------------|--------------------------|--------------------------|--------------------------|--------------------------|--|--|--|--|--|--|
| Section Times | 1:27.12 [10] (0:14.13) | 1:12.99 [1] (0:10.51) | 1:02.48 [2] (0:11.06) | 0:51.42 [3] (0:11.73) | 0:39.69 [3] (0:12.37) | 0:27.32 [5] (0:13.09) | 0:14.23 [9] (0:14.23) | | | | | | |
| Average Speed [km/h] | 51.1 | 67.9 | 65.2 | 61.2 | 58.3 | 55.2 | 50.7 | | | | | | |
| Top Speed [km/h] | 70.4 | 70.4 | 67.4 | 64.2 | 60.3 | 56.9 | 54.0 | | | | | | |
| Avg. Dist. to Rail [m] | 1.8 | 2.1 | 0.6 | 0.2 | 0.9 | 2.1 | 1.9 | | | | | | |
| Avg. Stride Freq. [Hz] | 2.4 | 2.4 | 2.4 | 2.3 | 2.3 | 2.3 | 2.2 | | | | | | |
| Avg. Stride Length [m] | 6.4 | 8.0 | 7.6 | 7.3 | 7.1 | 6.8 | 6.5 | | | | | | |





| | |
|--------------------------------|-----------------|
| Horse/Jockey Name | Surin Beach |
| Final Rank | 11 |
| Fastest Section Time (Section) | 0:10.83 (1200m) |
| Top Speed [km/h] (Section) | 66.1 (1200m) |
| Race State | Finished |



Ladbrokes Cannon Park QLD Professional
Race 8: CAIRNS AMATEURS CARNIVAL 12-14 SEPTEMBER
2024 BENCHMARK 58 Handicap - 1400m
22 April 2024 - 17:39
Track Rating: Soft 5, Weather: Fine, Rail Position: +1.5m 1000m-930m; True Remainder



| Section | Overall | 1200m | 1000m | 800m | 600m | 400m | 200m | | | | | | |
|------------------------|---------------------------|---------------------------|---------------------------|---------------------------|---------------------------|---------------------------|---------------------------|--|--|--|--|--|--|
| Section Times | 1:30.34 [11] (0:15.16) | 1:15.18 [11] (0:10.83) | 1:04.35 [11] (0:11.32) | 0:53.03 [11] (0:11.33) | 0:41.70 [11] (0:12.06) | 0:29.64 [11] (0:12.81) | 0:16.83 [11] (0:16.83) | | | | | | |
| Average Speed [km/h] | 47.5 | 65.5 | 63.6 | 63.4 | 61.1 | 56.9 | 42.7 | | | | | | |
| Top Speed [km/h] | 65.5 | 66.1 | 65.5 | 65.4 | 62.8 | 59.2 | 52.2 | | | | | | |
| Avg. Dist. to Rail [m] | 3.9 | 3.4 | 1.2 | 2.0 | 2.7 | 6.1 | 7.6 | | | | | | |
| Avg. Stride Freq. [Hz] | 2.4 | 2.6 | 2.5 | 2.5 | 2.4 | 2.4 | 2.1 | | | | | | |
| Avg. Stride Length [m] | 5.8 | 7.1 | 6.8 | 7.1 | 7.0 | 6.7 | 5.5 | | | | | | |

