



Rockhampton QLD Professional
Race 1: MILNE BROS COUNTRY CUP BENCHMARK 60 Handicap -
1600m
28 April 2024 - 12:45



Track Rating: Soft 5, Weather: Fine, Rail Position: +2.5m

Section					Overall	1400m	1200m	1000m	800m	600m	400m	Last 600m		
Field Times					1:36.22 (0:13.17)	1:23.05 (0:11.28)	1:11.77 (0:11.49)	1:00.28 (0:11.82)	0:48.46 (0:12.30)	0:36.16 (0:11.78)	0:24.38 (0:12.09)	0:36.16		
Rank	TAB	Horse/Jockey	Barrier	Top Speed [km/h]	Fastest Section									Distance Travelled [m]
1	5	SIR GRACE	3	66.1	0:11.15	1:36.22 [1]	1:22.76 [4]	1:11.61 [3]	0:59.94 [5]	0:48.04 [5]	0:35.79 [4]	0:23.97 [4]	0:35.79	
		Justin Stanley		1400m	1400m	(0:13.46)	(0:11.15)	(0:11.67)	(0:11.90)	(0:12.25)	(0:11.82)	(0:11.75)		
2	4	ROY'S ROAD	2	64.8	0:11.30	1:36.30 [2]	1:22.79 [5]	1:11.49 [5]	1:00.04 [4]	0:48.24 [3]	0:35.89 [3]	0:24.16 [3]	0:35.89	-2
		Vlad Duric		1400m	1400m	(0:13.51)	(0:11.30)	(0:11.45)	(0:11.80)	(0:12.35)	(0:11.73)	(0:11.79)		
3	7	BOLD SPLENDOR	8	65.2	0:11.26	1:36.77 [3]	1:23.02 [7]	1:11.76 [7]	1:00.18 [7]	0:48.34 [7]	0:36.14 [7]	0:24.46 [6]	0:36.14	+1
		Bailey Wheeler		1400m	1400m	(0:13.75)	(0:11.26)	(0:11.58)	(0:11.84)	(0:12.20)	(0:11.68)	(0:11.79)		
4	6	JENNI SWENESEE	1	64.4	0:11.28	1:36.78 [4]	1:23.61 [1]	1:12.33 [1]	1:00.83 [2]	0:48.97 [2]	0:36.72 [1]	0:24.94 [1]	0:36.72	+2
		Tyler Schiller		1400m	1400m	(0:13.17)	(0:11.28)	(0:11.50)	(0:11.86)	(0:12.25)	(0:11.78)	(0:12.13)		
5	2	SETHLANS	4	64.1	0:11.34	1:37.06 [5]	1:23.41 [6]	1:12.07 [6]	1:00.52 [6]	0:48.70 [6]	0:36.56 [5]	0:24.80 [5]	0:36.56	-1
		Brooke Johnson		1400m	1400m	(0:13.65)	(0:11.34)	(0:11.55)	(0:11.82)	(0:12.14)	(0:11.76)	(0:11.90)		
6	8	RUFFIN' IT	5	65.3	0:11.24	1:38.02 [6]	1:24.62 [2]	1:13.38 [4]	1:01.82 [3]	0:49.94 [4]	0:37.47 [6]	0:25.62 [7]	0:37.47	+5
		Chris McIver		1400m	1400m	(0:13.40)	(0:11.24)	(0:11.56)	(0:11.88)	(0:12.47)	(0:11.85)	(0:12.21)		
7	1	WORD FROM ABOVE	7	65.3	0:11.12	1:38.32 [7]	1:24.87 [3]	1:13.75 [2]	1:02.38 [1]	0:50.56 [1]	0:38.15 [2]	0:26.25 [2]	0:38.15	+3
		Ashley Butler		1400m	1400m	(0:13.45)	(0:11.12)	(0:11.37)	(0:11.82)	(0:12.41)	(0:11.90)	(0:12.55)		

Scratched: Roznamla (#3)



Rockhampton QLD Professional
Race 1: MILNE BROS COUNTRY CUP BENCHMARK 60 Handicap -
1600m
28 April 2024 - 12:45



Track Rating: Soft 5, Weather: Fine, Rail Position: +2.5m

Section		200m					Last 600m		
Field Times		0:12.29 (0:12.29)					0:36.16		
Rank	TAB	Horse/Jockey	Barrier	Top Speed [km/h]	Fastest Section	Margin		Distance Travelled [m]	
1	5	SIR GRACE	3	66.1	0:11.15	0:12.22 [3]	1:36.22	0:35.79	
		Justin Stanley		1400m	1400m	(0:12.22)			
2	4	ROY'S ROAD	2	64.8	0:11.30	0:12.37 [1]	0.47L	0:35.89	-2
		Vlad Duric		1400m	1400m	(0:12.37)			
3	7	BOLD SPLENDOR	8	65.2	0:11.26	0:12.67 [4]	3.25L	0:36.14	+1
		Bailey Wheeler		1400m	1400m	(0:12.67)			
4	6	JENNI SWENESEE	1	64.4	0:11.28	0:12.81 [2]	3.28L	0:36.72	+2
		Tyler Schiller		1400m	1400m	(0:12.81)			
5	2	SETHLANS	4	64.1	0:11.34	0:12.90 [5]	4.95L	0:36.56	-1
		Brooke Johnson		1400m	1400m	(0:12.90)			
6	8	RUFFIN' IT	5	65.3	0:11.24	0:13.41 [6]	10.61L	0:37.47	+5
		Chris McIver		1400m	1400m	(0:13.41)			
7	1	WORD FROM ABOVE	7	65.3	0:11.12	0:13.70 [7]	12.34L	0:38.15	+3
		Ashley Butler		1400m	1400m	(0:13.70)			

Scratched: Roznamla (#3)



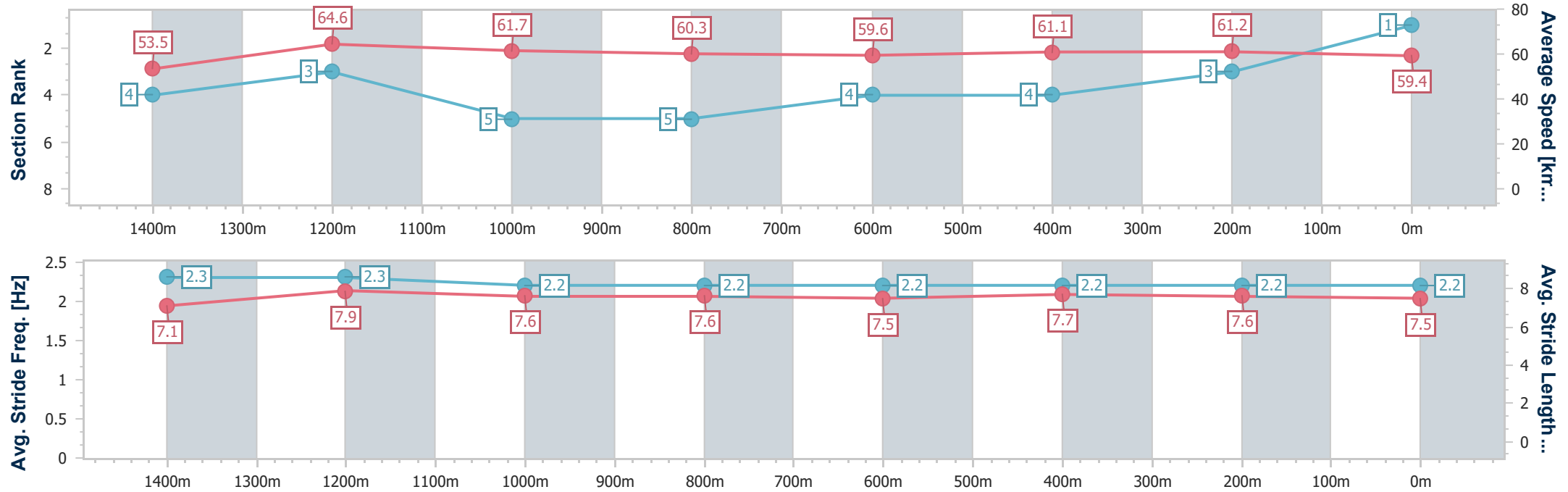
Horse/Jockey Name	Sir Grace
Final Rank	1
Fastest Section Time (Section)	0:11.15 (1400m)
Top Speed [km/h] (Section)	66.1 (1400m)
Race State	Finished



Rockhampton QLD Professional
Race 1: MILNE BROS COUNTRY CUP BENCHMARK 60
Handicap - 1600m
28 April 2024 - 12:45
Track Rating: Soft 5, Weather: Fine, Rail Position: +2.5m



Section	Overall	1400m	1200m	1000m	800m	600m	400m	200m					
Section Times	1:36.22 [1] (0:13.46)	1:22.76 [4] (0:11.15)	1:11.61 [3] (0:11.67)	0:59.94 [5] (0:11.90)	0:48.04 [5] (0:12.25)	0:35.79 [4] (0:11.82)	0:23.97 [4] (0:11.75)	0:12.22 [3] (0:12.22)					
Average Speed [km/h]	53.5	64.6	61.7	60.3	59.6	61.1	61.2	59.4					
Top Speed [km/h]	64.5	66.1	62.9	62.1	60.0	61.8	62.0	61.6					
Avg. Dist. to Rail [m]	2.7	0.4	0.3	0.5	1.8	2.6	4.0	5.9					
Avg. Stride Freq. [Hz]	2.3	2.3	2.2	2.2	2.2	2.2	2.2	2.2					
Avg. Stride Length [m]	7.1	7.9	7.6	7.6	7.5	7.7	7.6	7.5					





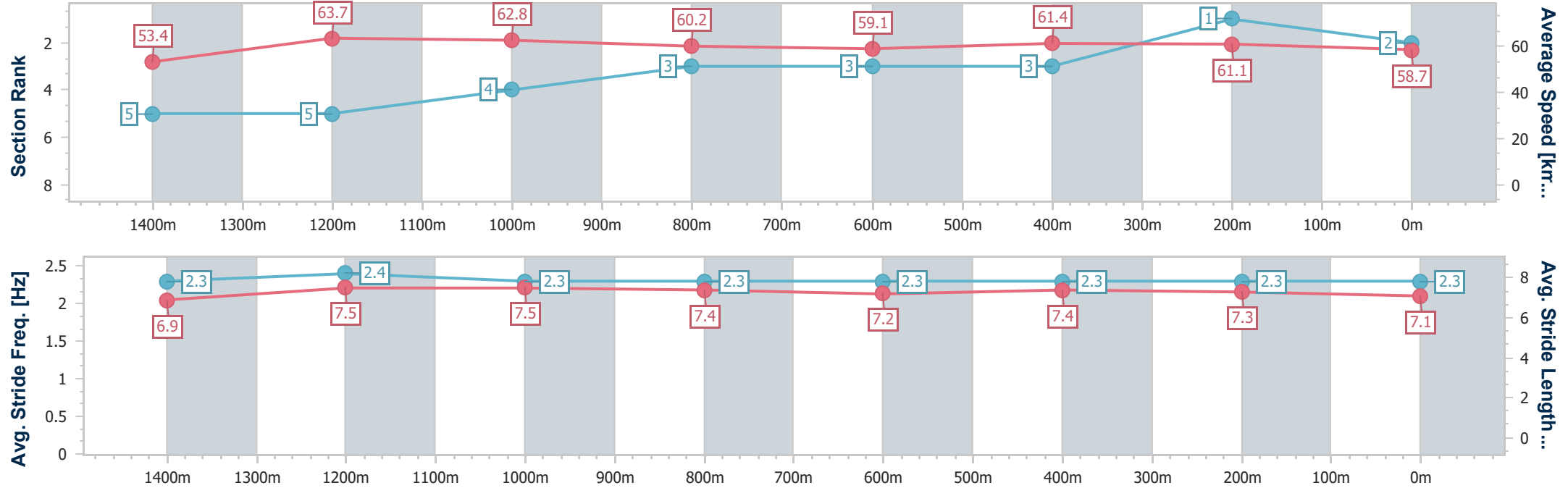
Horse/Jockey Name	Roy's Road
Final Rank	2
Fastest Section Time (Section)	0:11.30 (1400m)
Top Speed [km/h] (Section)	64.8 (1400m)
Race State	Finished



Rockhampton QLD Professional
Race 1: MILNE BROS COUNTRY CUP BENCHMARK 60
Handicap - 1600m
28 April 2024 - 12:45
Track Rating: Soft 5, Weather: Fine, Rail Position: +2.5m



Section	Overall	1400m	1200m	1000m	800m	600m	400m	200m					
Section Times	1:36.30 [2] (0:13.51)	1:22.79 [5] (0:11.30)	1:11.49 [5] (0:11.45)	1:00.04 [4] (0:11.80)	0:48.24 [3] (0:12.35)	0:35.89 [3] (0:11.73)	0:24.16 [3] (0:11.79)	0:12.37 [1] (0:12.37)					
Average Speed [km/h]	53.4	63.7	62.8	60.2	59.1	61.4	61.1	58.7					
Top Speed [km/h]	64.3	64.8	63.0	62.8	60.9	62.4	62.5	61.2					
Avg. Dist. to Rail [m]	2.6	1.7	2.5	2.4	2.0	1.9	1.0	3.0					
Avg. Stride Freq. [Hz]	2.3	2.4	2.3	2.3	2.3	2.3	2.3	2.3					
Avg. Stride Length [m]	6.9	7.5	7.5	7.4	7.2	7.4	7.3	7.1					





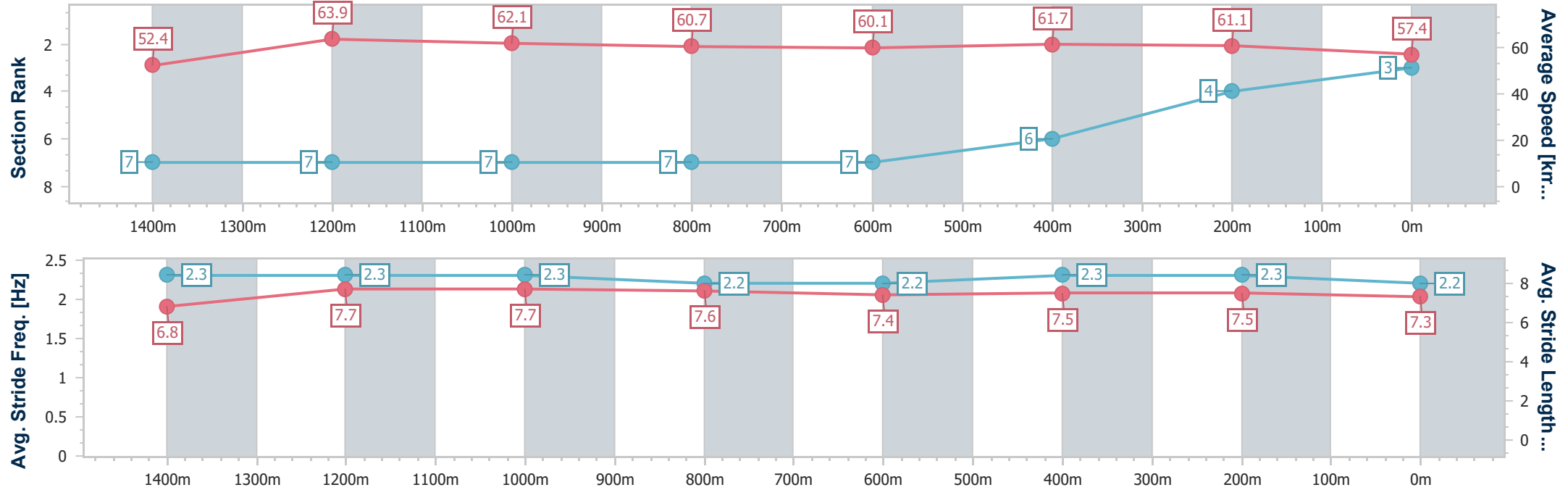
Horse/Jockey Name	Bold Splendor
Final Rank	3
Fastest Section Time (Section)	0:11.26 (1400m)
Top Speed [km/h] (Section)	65.2 (1400m)
Race State	Finished



Rockhampton QLD Professional
Race 1: MILNE BROS COUNTRY CUP BENCHMARK 60
Handicap - 1600m
28 April 2024 - 12:45
Track Rating: Soft 5, Weather: Fine, Rail Position: +2.5m



Section	Overall	1400m	1200m	1000m	800m	600m	400m	200m					
Section Times	1:36.77 [3] (0:13.75)	1:23.02 [7] (0:11.26)	1:11.76 [7] (0:11.58)	1:00.18 [7] (0:11.84)	0:48.34 [7] (0:12.20)	0:36.14 [7] (0:11.68)	0:24.46 [6] (0:11.79)	0:12.67 [4] (0:12.67)					
Average Speed [km/h]	52.4	63.9	62.1	60.7	60.1	61.7	61.1	57.4					
Top Speed [km/h]	64.3	65.2	62.8	62.9	60.9	62.6	62.3	59.9					
Avg. Dist. to Rail [m]	6.6	0.8	0.8	0.8	2.4	3.8	3.5	5.1					
Avg. Stride Freq. [Hz]	2.3	2.3	2.3	2.2	2.2	2.3	2.3	2.2					
Avg. Stride Length [m]	6.8	7.7	7.7	7.6	7.4	7.5	7.5	7.3					





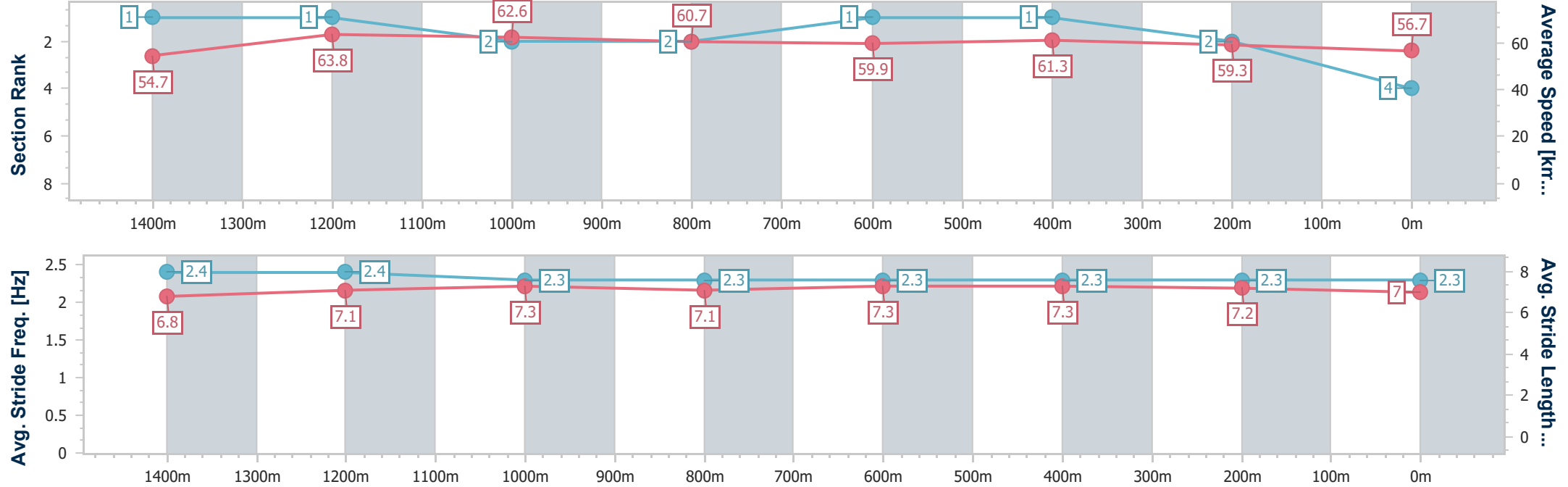
Horse/Jockey Name	Jenni Swenese
Final Rank	4
Fastest Section Time (Section)	0:11.28 (1400m)
Top Speed [km/h] (Section)	64.4 (1400m)
Race State	Finished



Rockhampton QLD Professional
Race 1: MILNE BROS COUNTRY CUP BENCHMARK 60
Handicap - 1600m
28 April 2024 - 12:45
Track Rating: Soft 5, Weather: Fine, Rail Position: +2.5m



Section	Overall	1400m	1200m	1000m	800m	600m	400m	200m					
Section Times	1:36.78 [4] (0:13.17)	1:23.61 [1] (0:11.28)	1:12.33 [1] (0:11.50)	1:00.83 [2] (0:11.86)	0:48.97 [2] (0:12.25)	0:36.72 [1] (0:11.78)	0:24.94 [1] (0:12.13)	0:12.81 [2] (0:12.81)					
Average Speed [km/h]	54.7	63.8	62.6	60.7	59.9	61.3	59.3	56.7					
Top Speed [km/h]	63.6	64.4	63.2	62.4	60.5	62.0	60.9	58.6					
Avg. Dist. to Rail [m]	1.9	0.3	0.4	0.4	2.3	3.1	1.8	0.7					
Avg. Stride Freq. [Hz]	2.4	2.4	2.3	2.3	2.3	2.3	2.3	2.3					
Avg. Stride Length [m]	6.8	7.1	7.3	7.1	7.3	7.3	7.2	7.0					





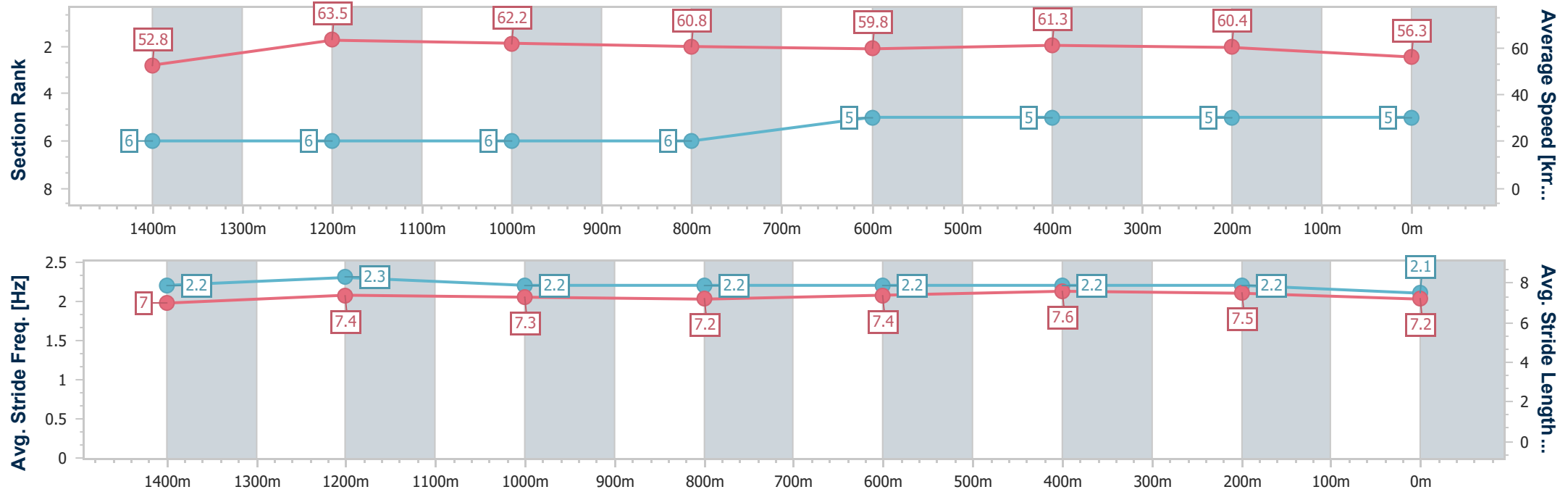
Horse/Jockey Name	Sethlans
Final Rank	5
Fastest Section Time (Section)	0:11.34 (1400m)
Top Speed [km/h] (Section)	64.1 (1400m)
Race State	Finished



Rockhampton QLD Professional
Race 1: MILNE BROS COUNTRY CUP BENCHMARK 60
Handicap - 1600m
28 April 2024 - 12:45
Track Rating: Soft 5, Weather: Fine, Rail Position: +2.5m



Section	Overall	1400m	1200m	1000m	800m	600m	400m	200m					
Section Times	1:37.06 [5] (0:13.65)	1:23.41 [6] (0:11.34)	1:12.07 [6] (0:11.55)	1:00.52 [6] (0:11.82)	0:48.70 [6] (0:12.14)	0:36.56 [5] (0:11.76)	0:24.80 [5] (0:11.90)	0:12.90 [5] (0:12.90)					
Average Speed [km/h]	52.8	63.5	62.2	60.8	59.8	61.3	60.4	56.3					
Top Speed [km/h]	63.4	64.1	62.8	63.2	60.7	62.1	61.5	57.8					
Avg. Dist. to Rail [m]	3.9	0.5	0.8	0.7	1.3	2.2	2.4	2.9					
Avg. Stride Freq. [Hz]	2.2	2.3	2.2	2.2	2.2	2.2	2.2	2.1					
Avg. Stride Length [m]	7.0	7.4	7.3	7.2	7.4	7.6	7.5	7.2					





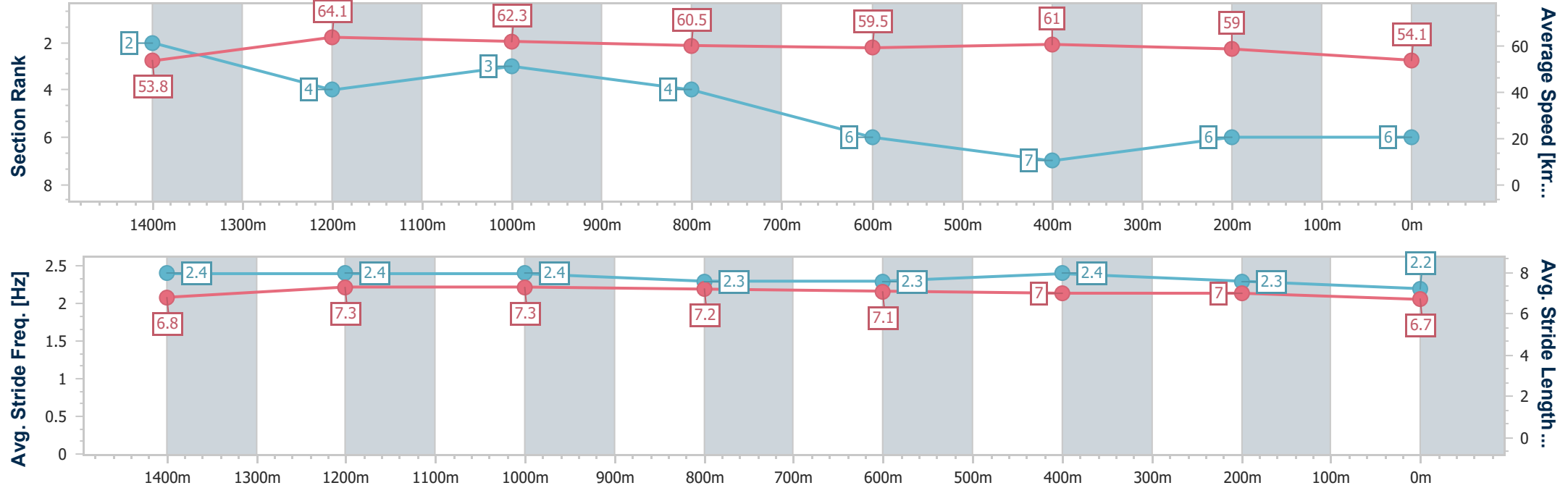
Horse/Jockey Name	Ruffin' It
Final Rank	6
Fastest Section Time (Section)	0:11.24 (1400m)
Top Speed [km/h] (Section)	65.3 (1400m)
Race State	Finished



Rockhampton QLD Professional
Race 1: MILNE BROS COUNTRY CUP BENCHMARK 60
Handicap - 1600m
28 April 2024 - 12:45
Track Rating: Soft 5, Weather: Fine, Rail Position: +2.5m



Section	Overall	1400m	1200m	1000m	800m	600m	400m	200m					
Section Times	1:38.02 [6] (0:13.40)	1:24.62 [2] (0:11.24)	1:13.38 [4] (0:11.56)	1:01.82 [3] (0:11.88)	0:49.94 [4] (0:12.47)	0:37.47 [6] (0:11.85)	0:25.62 [7] (0:12.21)	0:13.41 [6] (0:13.41)					
Average Speed [km/h]	53.8	64.1	62.3	60.5	59.5	61.0	59.0	54.1					
Top Speed [km/h]	63.8	65.3	64.0	62.3	60.8	62.5	61.5	57.7					
Avg. Dist. to Rail [m]	4.1	0.5	0.3	0.5	3.9	6.1	7.3	7.5					
Avg. Stride Freq. [Hz]	2.4	2.4	2.4	2.3	2.3	2.4	2.3	2.2					
Avg. Stride Length [m]	6.8	7.3	7.3	7.2	7.1	7.0	7.0	6.7					





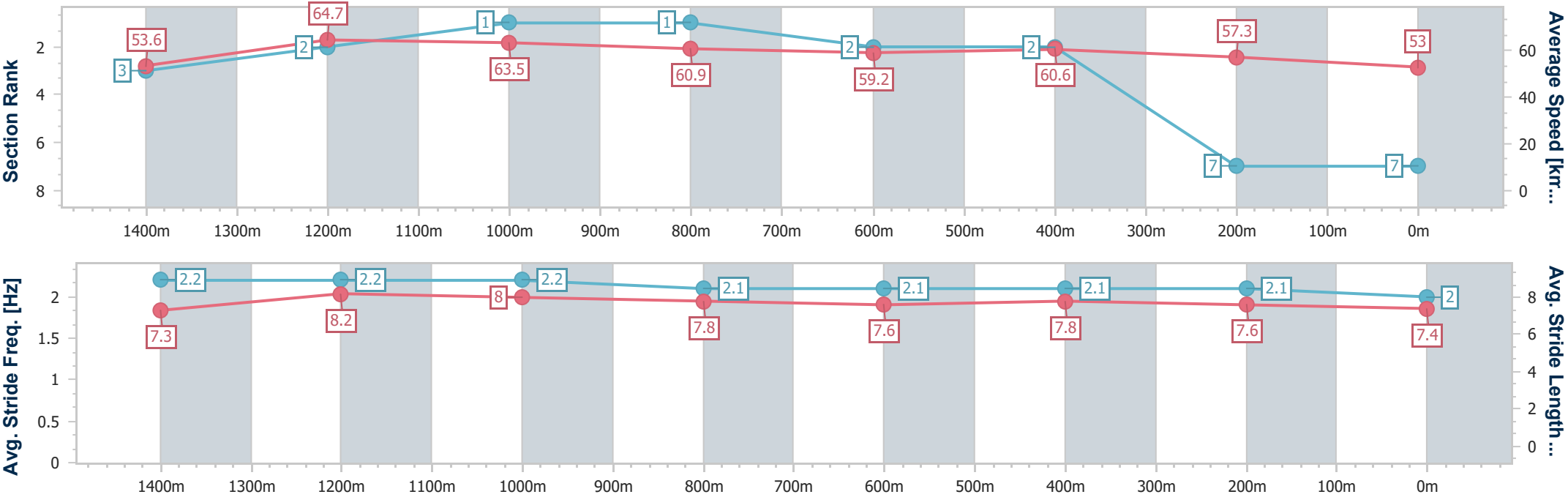
Horse/Jockey Name	Word From Above
Final Rank	7
Fastest Section Time (Section)	0:11.12 (1400m)
Top Speed [km/h] (Section)	65.3 (1400m)
Race State	Finished



Rockhampton QLD Professional
Race 1: MILNE BROS COUNTRY CUP BENCHMARK 60
Handicap - 1600m
28 April 2024 - 12:45
Track Rating: Soft 5, Weather: Fine, Rail Position: +2.5m



Section	Overall	1400m	1200m	1000m	800m	600m	400m	200m					
Section Times	1:38.32 [7] (0:13.45)	1:24.87 [3] (0:11.12)	1:13.75 [2] (0:11.37)	1:02.38 [1] (0:11.82)	0:50.56 [1] (0:12.41)	0:38.15 [2] (0:11.90)	0:26.25 [2] (0:12.55)	0:13.70 [7] (0:13.70)					
Average Speed [km/h]	53.6	64.7	63.5	60.9	59.2	60.6	57.3	53.0					
Top Speed [km/h]	64.2	65.3	63.7	62.9	60.6	61.4	59.4	55.8					
Avg. Dist. to Rail [m]	5.6	3.6	1.8	0.5	2.5	2.5	2.4	2.7					
Avg. Stride Freq. [Hz]	2.2	2.2	2.2	2.1	2.1	2.1	2.1	2.0					
Avg. Stride Length [m]	7.3	8.2	8.0	7.8	7.6	7.8	7.6	7.4					





Rockhampton QLD Professional

Race 2: LEXUS ROCKY AMATEURS CUP OPEN Handicap - 1600m

28 April 2024 - 13:20



Track Rating: Soft 5, Weather: Fine, Rail Position: +2.5m

Section					Overall	1400m	1200m	1000m	800m	600m	400m	Last 600m		
Field Times					1:35.66 (0:13.29)	1:22.37 (0:11.57)	1:10.80 (0:12.19)	0:58.61 (0:12.19)	0:46.42 (0:11.97)	0:34.45 (0:11.37)	0:23.08 (0:11.35)	0:34.45		
Rank	TAB	Horse/Jockey	Barrier	Top Speed [km/h]	Fastest Section								Distance Travelled [m]	
1	5	DEVIL KICK	1	65.9	0:11.09	1:35.66 [1]	1:21.89 [4]	1:10.26 [4]	0:58.01 [5]	0:45.90 [5]	0:33.91 [5]	0:22.69 [5]	0:33.91	
		Robbie Dolan		400m	400m	(0:13.77)	(0:11.63)	(0:12.25)	(0:12.11)	(0:11.99)	(0:11.22)	(0:11.09)		
2	4	ENUFF HE SAID	6	64.7	0:11.29	1:35.72 [2]	1:22.21 [2]	1:10.66 [2]	0:58.45 [2]	0:46.34 [2]	0:34.40 [2]	0:23.08 [2]	0:34.40	+2
		Michael Rodd		400m	400m	(0:13.51)	(0:11.55)	(0:12.21)	(0:12.11)	(0:11.94)	(0:11.32)	(0:11.29)		
3	1	FIGHTING COMMANDO	3	65.0	0:11.30	1:35.78 [3]	1:22.24 [3]	1:10.59 [3]	0:58.40 [3]	0:46.27 [3]	0:34.29 [3]	0:22.99 [3]	0:34.29	+0
		Ashley Butler		600m	600m	(0:13.54)	(0:11.65)	(0:12.19)	(0:12.13)	(0:11.98)	(0:11.30)	(0:11.32)		
4	3	BOLD AND LUCY	2	65.9	0:11.15	1:35.90 [4]	1:21.98 [5]	1:10.46 [5]	0:58.29 [4]	0:46.19 [4]	0:34.25 [4]	0:23.01 [4]	0:34.25	+3
		Bailey Wheeler		400m	400m	(0:13.92)	(0:11.52)	(0:12.17)	(0:12.10)	(0:11.94)	(0:11.24)	(0:11.15)		
5	2	MOMACK	5	64.4	0:11.37	1:36.17 [5]	1:22.88 [1]	1:11.31 [1]	0:59.12 [1]	0:46.93 [1]	0:34.96 [1]	0:23.59 [1]	0:34.96	+1
		Brooke Johnson		400m	600m	(0:13.29)	(0:11.57)	(0:12.19)	(0:12.19)	(0:11.97)	(0:11.37)	(0:11.42)		
6	7	KOTABHARU	7	66.9	0:11.08	1:36.18 [6]	1:22.05 [7]	1:10.50 [6]	0:58.34 [6]	0:46.26 [7]	0:34.24 [7]	0:23.12 [6]	0:34.24	+5
		Les Tilley		600m	400m	(0:14.13)	(0:11.55)	(0:12.16)	(0:12.08)	(0:12.02)	(0:11.12)	(0:11.08)		
7	6	TRICKY BEANS	4	64.7	0:11.25	1:36.40 [7]	1:22.27 [6]	1:10.69 [7]	0:58.46 [7]	0:46.49 [6]	0:34.53 [6]	0:23.28 [7]	0:34.53	-1
		Chris McIver		400m	600m	(0:14.13)	(0:11.58)	(0:12.23)	(0:11.97)	(0:11.96)	(0:11.25)	(0:11.28)		



Rockhampton QLD Professional
Race 2: LEXUS ROCKY AMATEURS CUP OPEN Handicap - 1600m
28 April 2024 - 13:20



Track Rating: Soft 5, Weather: Fine, Rail Position: +2.5m

Section Field Times				200m 0:11.73 (0:11.73)				Last 600m 0:34.45	
Rank	TAB	Horse/Jockey	Barrier	Top Speed [km/h]	Fastest Section	Margin		Distance Travelled [m]	
1	5	DEVIL KICK	1	65.9	0:11.09	0:11.60 [4]	1:35.66	0:33.91	
		Robbie Dolan		400m	400m	(0:11.60)			
2	4	ENUFF HE SAID	6	64.7	0:11.29	0:11.79 [1]	0.35L	0:34.40	+2
		Michael Rodd		400m	400m	(0:11.79)			
3	1	FIGHTING COMMANDO	3	65.0	0:11.30	0:11.67 [5]	0.69L	0:34.29	+0
		Ashley Butler		600m	600m	(0:11.67)			
4	3	BOLD AND LUCY	2	65.9	0:11.15	0:11.86 [3]	1.39L	0:34.25	+3
		Bailey Wheeler		400m	400m	(0:11.86)			
5	2	MOMACK	5	64.4	0:11.37	0:12.17 [2]	3.03L	0:34.96	+1
		Brooke Johnson		400m	600m	(0:12.17)			
6	7	KOTABHARU	7	66.9	0:11.08	0:12.04 [6]	3.06L	0:34.24	+5
		Les Tilley		600m	400m	(0:12.04)			
7	6	TRICKY BEANS	4	64.7	0:11.25	0:12.00 [7]	4.36L	0:34.53	-1
		Chris McIver		400m	600m	(0:12.00)			



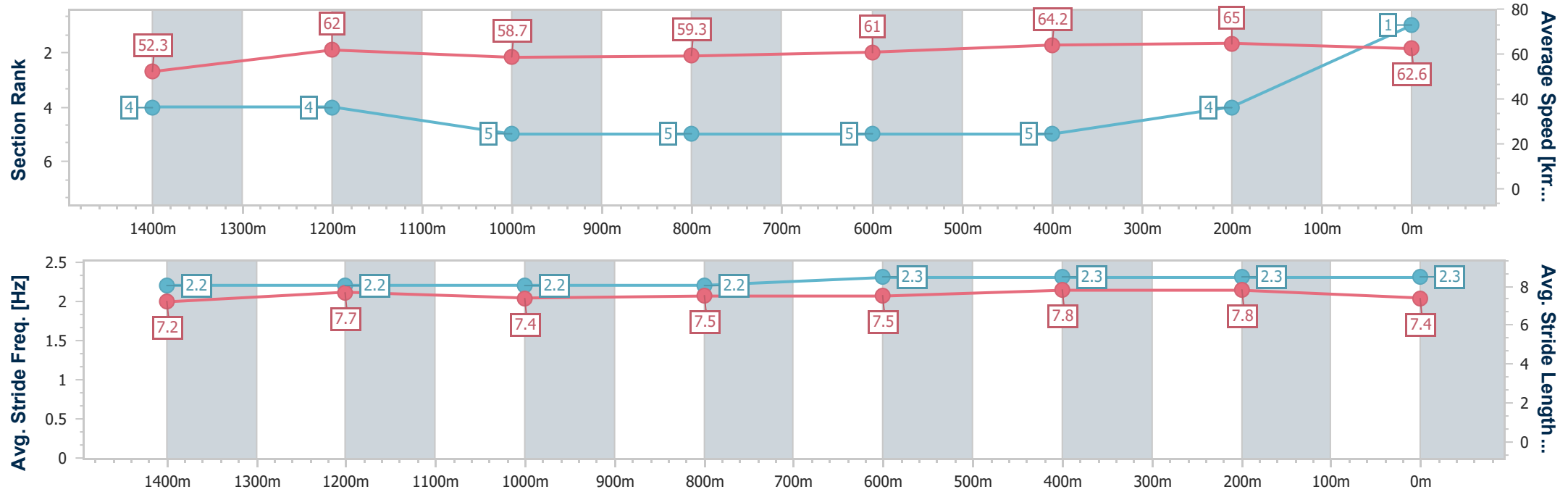
Horse/Jockey Name	Devil Kick
Final Rank	1
Fastest Section Time (Section)	0:11.09 (400m)
Top Speed [km/h] (Section)	65.9 (400m)
Race State	Finished



Rockhampton QLD Professional
Race 2: LEXUS ROCKY AMATEURS CUP OPEN Handicap - 1600m
28 April 2024 - 13:20
Track Rating: Soft 5, Weather: Fine, Rail Position: +2.5m



Section	Overall	1400m	1200m	1000m	800m	600m	400m	200m					
Section Times	1:35.66 [1] (0:13.77)	1:21.89 [4] (0:11.63)	1:10.26 [4] (0:12.25)	0:58.01 [5] (0:12.11)	0:45.90 [5] (0:11.99)	0:33.91 [5] (0:11.22)	0:22.69 [5] (0:11.09)	0:11.60 [4] (0:11.60)					
Average Speed [km/h]	52.3	62.0	58.7	59.3	61.0	64.2	65.0	62.6					
Top Speed [km/h]	61.6	62.8	60.8	60.4	62.5	65.2	65.9	64.4					
Avg. Dist. to Rail [m]	2.1	1.3	1.0	0.6	1.9	3.1	3.9	5.5					
Avg. Stride Freq. [Hz]	2.2	2.2	2.2	2.2	2.3	2.3	2.3	2.3					
Avg. Stride Length [m]	7.2	7.7	7.4	7.5	7.5	7.8	7.8	7.4					





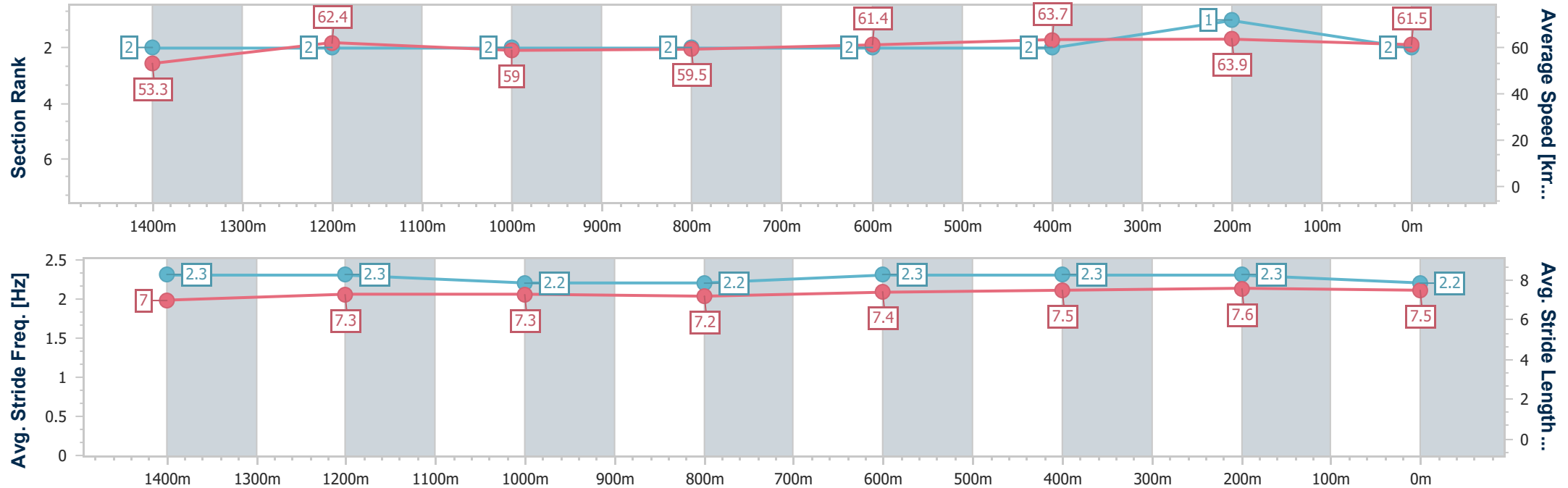
Horse/Jockey Name	Enuff He Said
Final Rank	2
Fastest Section Time (Section)	0:11.29 (400m)
Top Speed [km/h] (Section)	64.7 (400m)
Race State	Finished



Rockhampton QLD Professional
Race 2: LEXUS ROCKY AMATEURS CUP OPEN Handicap - 1600m
28 April 2024 - 13:20
Track Rating: Soft 5, Weather: Fine, Rail Position: +2.5m



Section	Overall	1400m	1200m	1000m	800m	600m	400m	200m					
Section Times	1:35.72 [2] (0:13.51)	1:22.21 [2] (0:11.55)	1:10.66 [2] (0:12.21)	0:58.45 [2] (0:12.11)	0:46.34 [2] (0:11.94)	0:34.40 [2] (0:11.32)	0:23.08 [2] (0:11.29)	0:11.79 [1] (0:11.79)					
Average Speed [km/h]	53.3	62.4	59.0	59.5	61.4	63.7	63.9	61.5					
Top Speed [km/h]	64.2	64.3	61.2	60.4	62.7	64.7	64.7	62.9					
Avg. Dist. to Rail [m]	5.1	0.3	0.2	0.4	2.2	3.5	2.5	3.8					
Avg. Stride Freq. [Hz]	2.3	2.3	2.2	2.2	2.3	2.3	2.3	2.2					
Avg. Stride Length [m]	7.0	7.3	7.3	7.2	7.4	7.5	7.6	7.5					





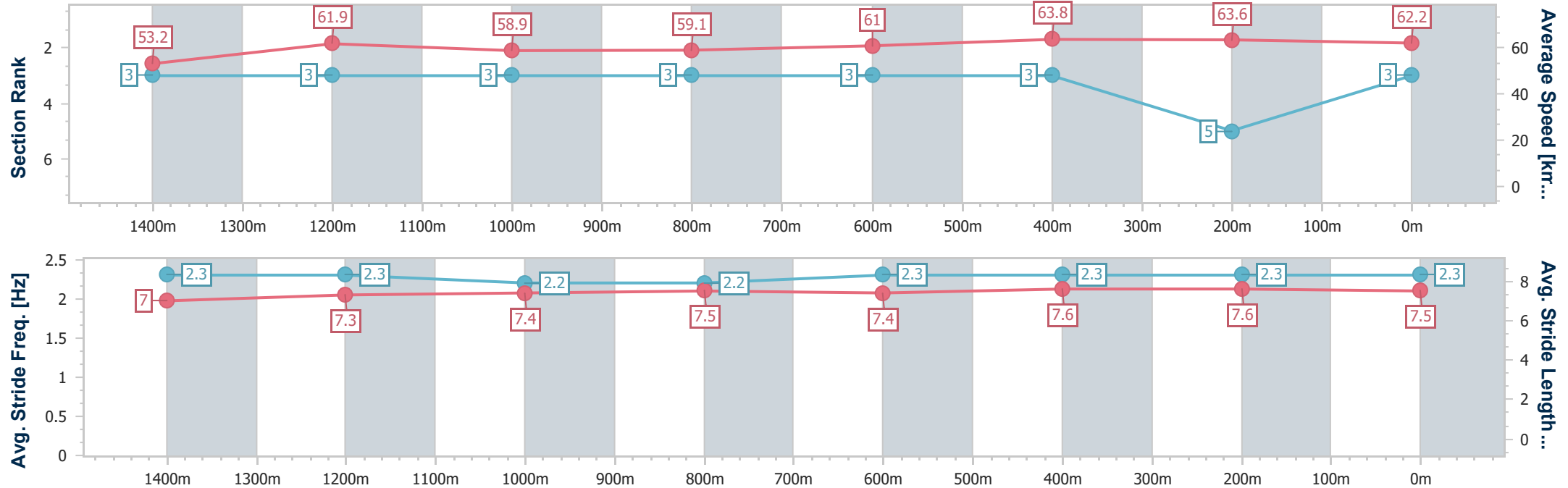
Horse/Jockey Name	Fighting Commando
Final Rank	3
Fastest Section Time (Section)	0:11.30 (600m)
Top Speed [km/h] (Section)	65.0 (600m)
Race State	Finished



Rockhampton QLD Professional
Race 2: LEXUS ROCKY AMATEURS CUP OPEN Handicap - 1600m
28 April 2024 - 13:20
Track Rating: Soft 5, Weather: Fine, Rail Position: +2.5m



Section	Overall	1400m	1200m	1000m	800m	600m	400m	200m						
Section Times	1:35.78 [3] (0:13.54)	1:22.24 [3] (0:11.65)	1:10.59 [3] (0:12.19)	0:58.40 [3] (0:12.13)	0:46.27 [3] (0:11.98)	0:34.29 [3] (0:11.30)	0:22.99 [3] (0:11.32)	0:11.67 [5] (0:11.67)						
Average Speed [km/h]	53.2	61.9	58.9	59.1	61.0	63.8	63.6	62.2						
Top Speed [km/h]	63.2	63.1	61.2	59.6	62.6	65.0	64.7	63.6						
Avg. Dist. to Rail [m]	3.2	1.2	1.3	0.9	1.8	3.4	3.2	4.7						
Avg. Stride Freq. [Hz]	2.3	2.3	2.2	2.2	2.3	2.3	2.3	2.3						
Avg. Stride Length [m]	7.0	7.3	7.4	7.5	7.4	7.6	7.6	7.5						





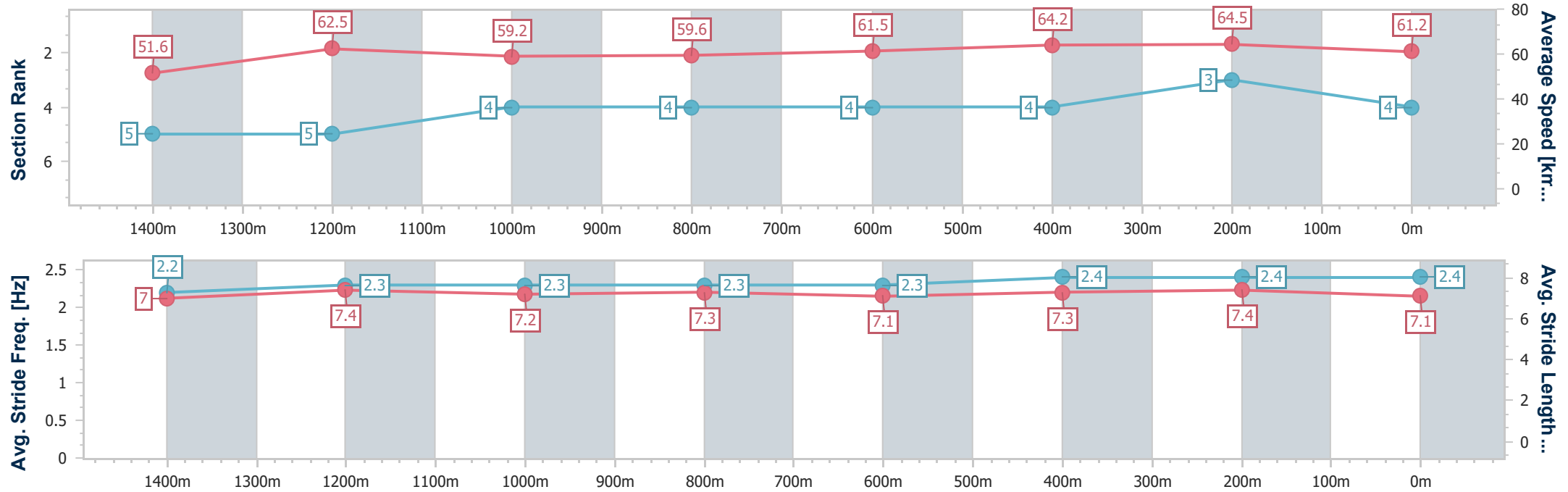
Horse/Jockey Name	Bold And Lucy
Final Rank	4
Fastest Section Time (Section)	0:11.15 (400m)
Top Speed [km/h] (Section)	65.9 (400m)
Race State	Finished



Rockhampton QLD Professional
Race 2: LEXUS ROCKY AMATEURS CUP OPEN Handicap - 1600m
28 April 2024 - 13:20
Track Rating: Soft 5, Weather: Fine, Rail Position: +2.5m



Section	Overall	1400m	1200m	1000m	800m	600m	400m	200m					
Section Times	1:35.90 [4] (0:13.92)	1:21.98 [5] (0:11.52)	1:10.46 [5] (0:12.17)	0:58.29 [4] (0:12.10)	0:46.19 [4] (0:11.94)	0:34.25 [4] (0:11.24)	0:23.01 [4] (0:11.15)	0:11.86 [3] (0:11.86)					
Average Speed [km/h]	51.6	62.5	59.2	59.6	61.5	64.2	64.5	61.2					
Top Speed [km/h]	62.4	63.2	61.6	60.6	62.3	65.5	65.9	63.7					
Avg. Dist. to Rail [m]	3.0	0.4	0.4	0.4	2.5	3.9	4.4	7.6					
Avg. Stride Freq. [Hz]	2.2	2.3	2.3	2.3	2.3	2.4	2.4	2.4					
Avg. Stride Length [m]	7.0	7.4	7.2	7.3	7.1	7.3	7.4	7.1					





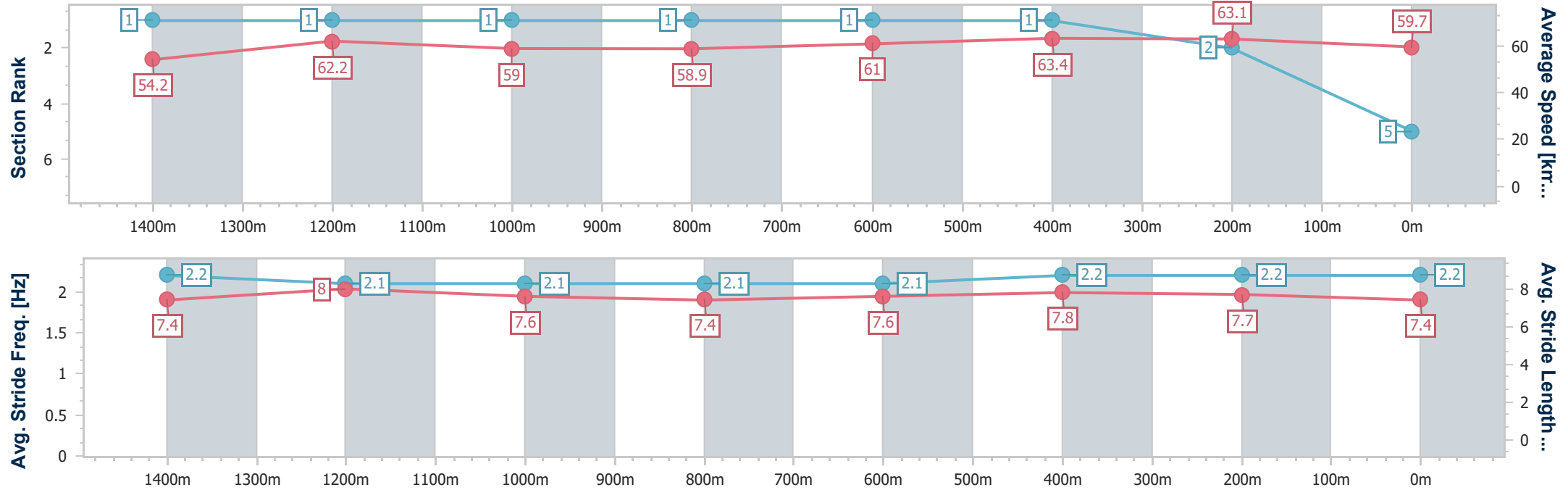
Horse/Jockey Name	Momack
Final Rank	5
Fastest Section Time (Section)	0:11.37 (600m)
Top Speed [km/h] (Section)	64.4 (400m)
Race State	Finished



Rockhampton QLD Professional
Race 2: LEXUS ROCKY AMATEURS CUP OPEN Handicap - 1600m
28 April 2024 - 13:20
Track Rating: Soft 5, Weather: Fine, Rail Position: +2.5m



Section	Overall	1400m	1200m	1000m	800m	600m	400m	200m					
Section Times	1:36.17 [5] (0:13.29)	1:22.88 [1] (0:11.57)	1:11.31 [1] (0:12.19)	0:59.12 [1] (0:12.19)	0:46.93 [1] (0:11.97)	0:34.96 [1] (0:11.37)	0:23.59 [1] (0:11.42)	0:12.17 [2] (0:12.17)					
Average Speed [km/h]	54.2	62.2	59.0	58.9	61.0	63.4	63.1	59.7					
Top Speed [km/h]	62.7	63.0	61.4	60.5	61.7	64.3	64.4	62.0					
Avg. Dist. to Rail [m]	4.6	1.2	0.9	0.6	1.8	3.3	2.9	2.5					
Avg. Stride Freq. [Hz]	2.2	2.1	2.1	2.1	2.1	2.2	2.2	2.2					
Avg. Stride Length [m]	7.4	8.0	7.6	7.4	7.6	7.8	7.7	7.4					





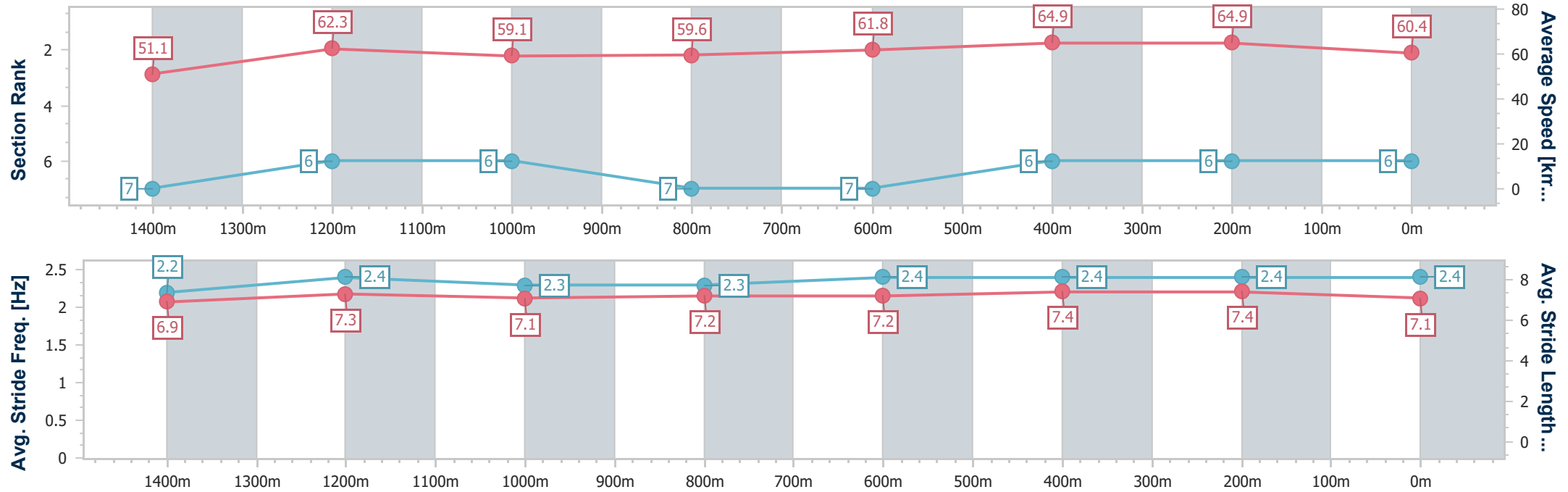
Horse/Jockey Name	Kotabharu
Final Rank	6
Fastest Section Time (Section)	0:11.08 (400m)
Top Speed [km/h] (Section)	66.9 (600m)
Race State	Finished



Rockhampton QLD Professional
Race 2: LEXUS ROCKY AMATEURS CUP OPEN Handicap - 1600m
28 April 2024 - 13:20
Track Rating: Soft 5, Weather: Fine, Rail Position: +2.5m



Section	Overall	1400m	1200m	1000m	800m	600m	400m	200m					
Section Times	1:36.18 [6] (0:14.13)	1:22.05 [7] (0:11.55)	1:10.50 [6] (0:12.16)	0:58.34 [6] (0:12.08)	0:46.26 [7] (0:12.02)	0:34.24 [7] (0:11.12)	0:23.12 [6] (0:11.08)	0:12.04 [6] (0:12.04)					
Average Speed [km/h]	51.1	62.3	59.1	59.6	61.8	64.9	64.9	60.4					
Top Speed [km/h]	60.8	63.9	61.0	61.3	63.6	66.9	66.9	63.5					
Avg. Dist. to Rail [m]	5.1	0.4	0.6	0.7	3.6	5.8	6.7	8.3					
Avg. Stride Freq. [Hz]	2.2	2.4	2.3	2.3	2.4	2.4	2.4	2.4					
Avg. Stride Length [m]	6.9	7.3	7.1	7.2	7.2	7.4	7.4	7.1					





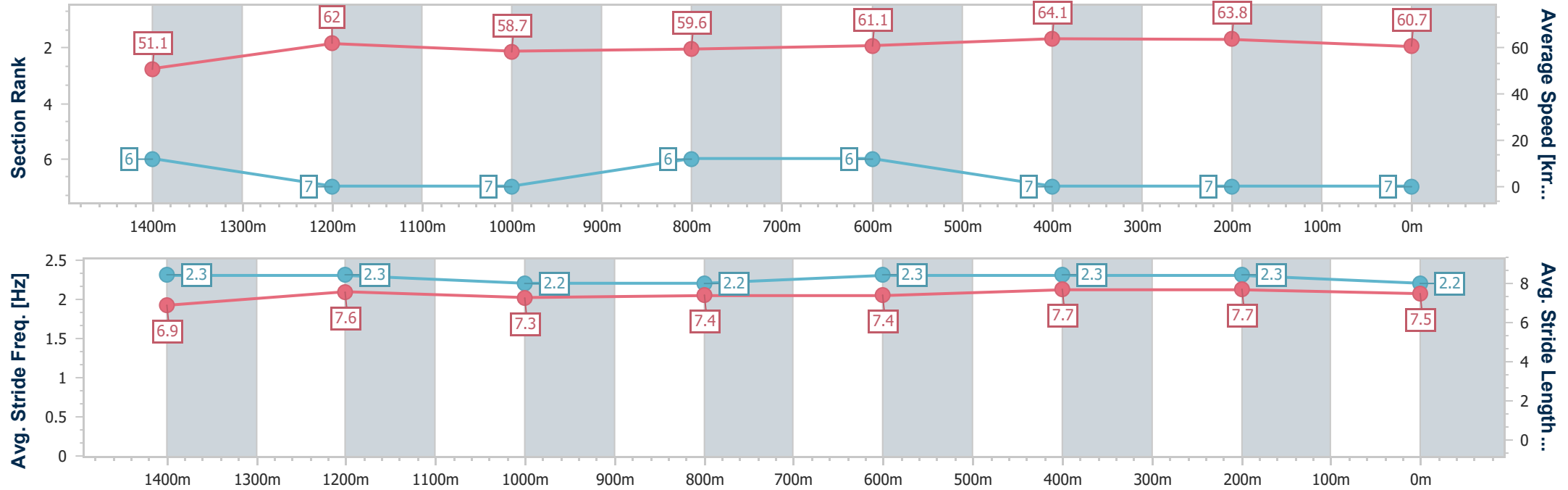
Horse/Jockey Name	Tricky Beans
Final Rank	7
Fastest Section Time (Section)	0:11.25 (600m)
Top Speed [km/h] (Section)	64.7 (400m)
Race State	Finished



Rockhampton QLD Professional
Race 2: LEXUS ROCKY AMATEURS CUP OPEN Handicap - 1600m
28 April 2024 - 13:20
Track Rating: Soft 5, Weather: Fine, Rail Position: +2.5m



Section	Overall	1400m	1200m	1000m	800m	600m	400m	200m					
Section Times	1:36.40 [7] (0:14.13)	1:22.27 [6] (0:11.58)	1:10.69 [7] (0:12.23)	0:58.46 [7] (0:11.97)	0:46.49 [6] (0:11.96)	0:34.53 [6] (0:11.25)	0:23.28 [7] (0:11.28)	0:12.00 [7] (0:12.00)					
Average Speed [km/h]	51.1	62.0	58.7	59.6	61.1	64.1	63.8	60.7					
Top Speed [km/h]	62.1	63.4	60.4	61.1	62.3	64.7	64.7	63.0					
Avg. Dist. to Rail [m]	3.3	2.0	2.4	2.0	1.9	4.7	6.4	9.7					
Avg. Stride Freq. [Hz]	2.3	2.3	2.2	2.2	2.3	2.3	2.3	2.2					
Avg. Stride Length [m]	6.9	7.6	7.3	7.4	7.4	7.7	7.7	7.5					





Rockhampton QLD Professional
Race 3: KNIGHT FRANK AGRIBUSINESS QTIS Three-Year-Old Handicap
- 1100m
28 April 2024 - 13:55



Track Rating: Soft 5, Weather: Fine, Rail Position: +2.5m

Section		Overall				1000m	800m	600m	400m	200m	Last 600m		
Field Times		1:02.58				0:55.62	0:44.86	0:33.47	0:22.55	0:11.69	0:33.47		
		(0:06.96)				(0:10.76)	(0:11.39)	(0:10.92)	(0:10.86)	(0:11.69)			
Rank	TAB	Horse/Jockey	Barrier	Top Speed [km/h]	Fastest Section						Margin	Distance Travelled [m]	
1	10	CHERRY ROSE	6	68.6	0:07.36	1:02.58 [1]	0:55.22 [6]	0:44.06 [7]	0:32.92 [7]	0:22.22 [7]	0:11.34 [6]	1:02.58	0:32.92
		Justin Stanley		600m	Overall	(0:07.36)	(0:11.16)	(0:11.14)	(0:10.70)	(0:10.88)	(0:11.34)		
2	1	DOUBTING EYE	4	68.0	0:07.48	1:02.72 [2]	0:55.24 [8]	0:44.07 [8]	0:33.11 [6]	0:22.43 [5]	0:11.49 [5]	0.82L	0:33.11
		Brooke Johnson		600m	Overall	(0:07.48)	(0:11.17)	(0:10.96)	(0:10.68)	(0:10.94)	(0:11.49)		-5
3	7	HELL	2	68.6	0:07.07	1:02.73 [3]	0:55.66 [2]	0:44.78 [2]	0:33.49 [2]	0:22.70 [1]	0:11.84 [1]	0.91L	0:33.49
		Kyle Wilson-Taylor		1000m	Overall	(0:07.07)	(0:10.88)	(0:11.29)	(0:10.79)	(0:10.86)	(0:11.84)		+0
4	4	SPIRIT OF BRODIE	5	68.5	0:07.30	1:02.91 [4]	0:55.61 [5]	0:44.41 [6]	0:33.21 [8]	0:22.44 [8]	0:11.62 [7]	1.95L	0:33.21
		Robbie Dolan		800m	Overall	(0:07.30)	(0:11.20)	(0:11.20)	(0:10.77)	(0:10.82)	(0:11.62)		+3
5	9	DESERT KOBY	7	69.1	0:06.96	1:02.99 [5]	0:56.03 [1]	0:45.27 [1]	0:33.88 [1]	0:22.88 [2]	0:12.02 [2]	2.39L	0:33.88
		Les Tilley		1000m	Overall	(0:06.96)	(0:10.76)	(0:11.39)	(0:11.00)	(0:10.86)	(0:12.02)		-4
6	8	SUNSHINE HIGHWAY	8	68.6	0:07.63	1:02.99 [6]	0:55.36 [10]	0:44.19 [9]	0:33.08 [10]	0:22.26 [10]	0:11.48 [9]	2.42L	0:33.08
		Emily Lang		600m	Overall	(0:07.63)	(0:11.17)	(0:11.11)	(0:10.82)	(0:10.78)	(0:11.48)		-3
7	2	BOLD COMIC	3	67.7	0:07.28	1:03.01 [7]	0:55.73 [3]	0:44.71 [5]	0:33.58 [4]	0:22.79 [4]	0:11.82 [4]	2.54L	0:33.58
		Bailey Wheeler		600m	Overall	(0:07.28)	(0:11.02)	(0:11.13)	(0:10.79)	(0:10.97)	(0:11.82)		-1
8	3	ACRES AWAY	1	68.1	0:07.29	1:03.02 [8]	0:55.73 [4]	0:44.80 [4]	0:33.46 [5]	0:22.70 [6]	0:11.85 [3]	2.56L	0:33.46
		Tommy Berry		600m	Overall	(0:07.29)	(0:10.93)	(0:11.34)	(0:10.76)	(0:10.85)	(0:11.85)		+0
9	6	MISHANI GANGSTER	10	68.7	0:07.55	1:03.29 [9]	0:55.74 [9]	0:44.43 [10]	0:33.49 [9]	0:22.66 [9]	0:11.80 [8]	4.18L	0:33.49
		Andrew Mallyon		800m	Overall	(0:07.55)	(0:11.31)	(0:10.94)	(0:10.83)	(0:10.86)	(0:11.80)		+1
10	5	SUNNYCOAST	9	69.0	0:07.36	1:05.89 [10]	0:58.53 [7]	0:47.78 [3]	0:36.55 [3]	0:25.68 [3]	0:14.06 [10]	19.5L	0:36.55
		Ashley Butler		1000m	Overall	(0:07.36)	(0:10.75)	(0:11.23)	(0:10.87)	(0:11.62)	(0:14.06)		+0



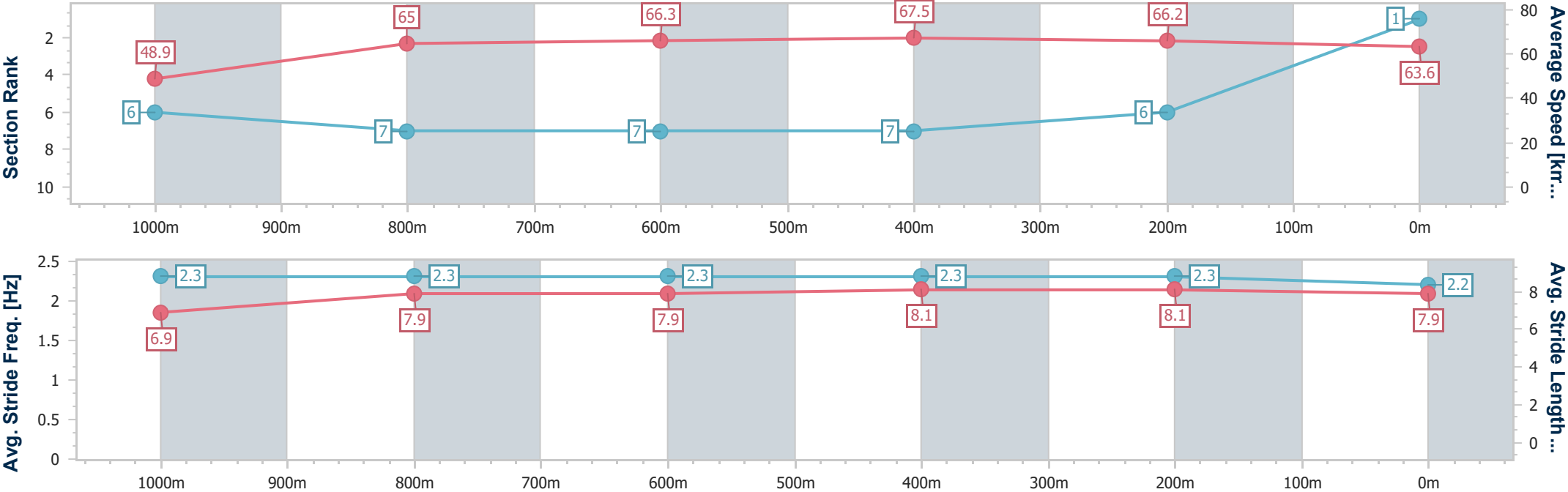
Horse/Jockey Name	Cherry Rose
Final Rank	1
Fastest Section Time (Section)	0:07.36 (Overall)
Top Speed [km/h] (Section)	68.6 (600m)
Race State	Finished



Rockhampton QLD Professional
Race 3: KNIGHT FRANK AGRIBUSINESS QTIS Three-Year-Old
Handicap - 1100m
28 April 2024 - 13:55
Track Rating: Soft 5, Weather: Fine, Rail Position: +2.5m



Section	Overall	1000m	800m	600m	400m	200m							
Section Times	1:02.58 [1] (0:07.36)	0:55.22 [6] (0:11.16)	0:44.06 [7] (0:11.14)	0:32.92 [7] (0:10.70)	0:22.22 [7] (0:10.88)	0:11.34 [6] (0:11.34)							
Average Speed [km/h]	48.9	65.0	66.3	67.5	66.2	63.6							
Top Speed [km/h]	61.3	67.3	68.0	68.6	67.3	65.9							
Avg. Dist. to Rail [m]	7.5	1.9	3.2	4.1	5.6	7.7							
Avg. Stride Freq. [Hz]	2.3	2.3	2.3	2.3	2.3	2.2							
Avg. Stride Length [m]	6.9	7.9	7.9	8.1	8.1	7.9							





Horse/Jockey Name	Doubting Eye
Final Rank	2
Fastest Section Time (Section)	0:07.48 (Overall)
Top Speed [km/h] (Section)	68.0 (600m)
Race State	Finished

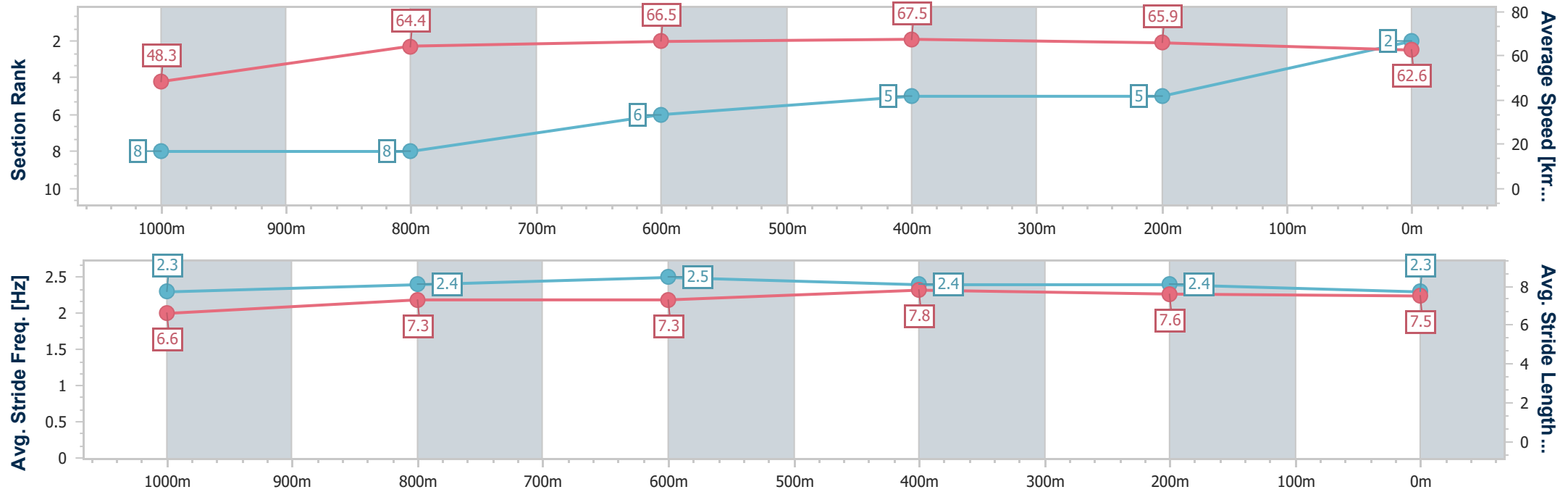


Rockhampton QLD Professional
Race 3: KNIGHT FRANK AGRIBUSINESS QTIS Three-Year-Old
Handicap - 1100m
28 April 2024 - 13:55



Track Rating: Soft 5, Weather: Fine, Rail Position: +2.5m

Section	Overall	1000m	800m	600m	400m	200m								
Section Times	1:02.72 [2] (0:07.48)	0:55.24 [8] (0:11.17)	0:44.07 [8] (0:10.96)	0:33.11 [6] (0:10.68)	0:22.43 [5] (0:10.94)	0:11.49 [5] (0:11.49)								
Average Speed [km/h]	48.3	64.4	66.5	67.5	65.9	62.6								
Top Speed [km/h]	61.2	66.0	67.8	68.0	67.2	66.5								
Avg. Dist. to Rail [m]	6.6	0.8	1.6	2.0	0.9	2.7								
Avg. Stride Freq. [Hz]	2.3	2.4	2.5	2.4	2.4	2.3								
Avg. Stride Length [m]	6.6	7.3	7.3	7.8	7.6	7.5								





Horse/Jockey Name	Hell
Final Rank	3
Fastest Section Time (Section)	0:07.07 (Overall)
Top Speed [km/h] (Section)	68.6 (1000m)
Race State	Finished



Rockhampton QLD Professional

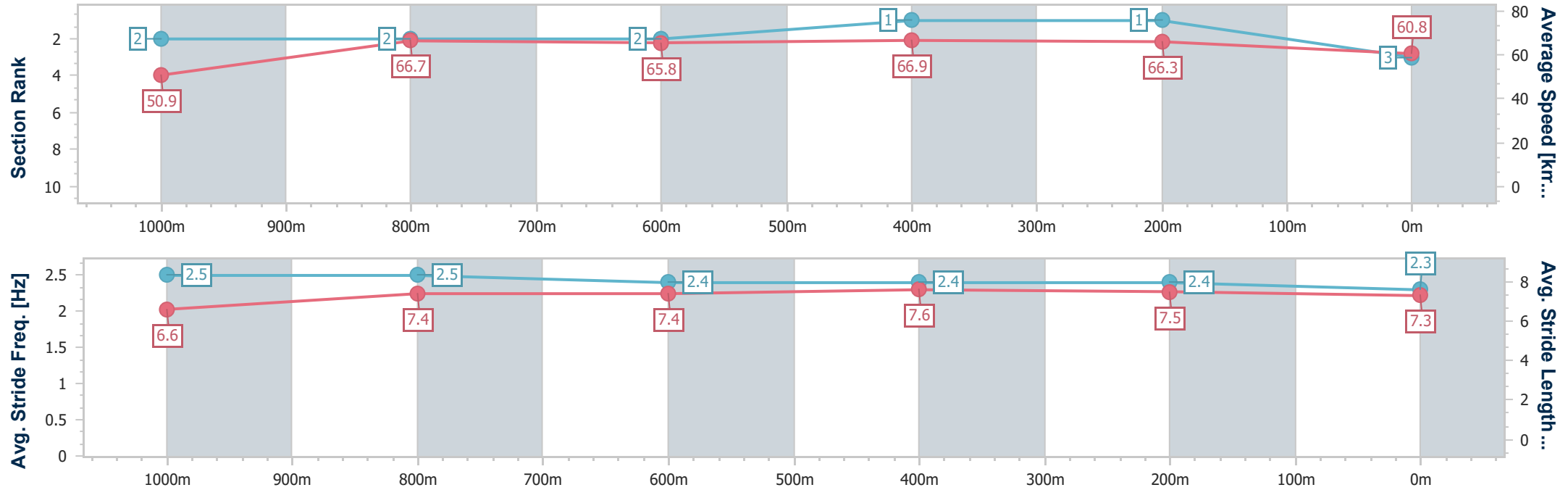
Race 3: KNIGHT FRANK AGRIBUSINESS QTIS Three-Year-Old Handicap - 1100m

28 April 2024 - 13:55

Track Rating: Soft 5, Weather: Fine, Rail Position: +2.5m

Callaghan Park
ROCKHAMPTON JOCKEY CLUB

Section	Overall	1000m	800m	600m	400m	200m								
Section Times	1:02.73 [3] (0:07.07)	0:55.66 [2] (0:10.88)	0:44.78 [2] (0:11.29)	0:33.49 [2] (0:10.79)	0:22.70 [1] (0:10.86)	0:11.84 [1] (0:11.84)								
Average Speed [km/h]	50.9	66.7	65.8	66.9	66.3	60.8								
Top Speed [km/h]	65.7	68.6	66.6	68.1	67.1	65.6								
Avg. Dist. to Rail [m]	5.0	1.7	3.6	3.7	2.2	3.2								
Avg. Stride Freq. [Hz]	2.5	2.5	2.4	2.4	2.4	2.3								
Avg. Stride Length [m]	6.6	7.4	7.4	7.6	7.5	7.3								



- [] Ranking at each section and finish
- .-.- No data available at this section
- NA No data available



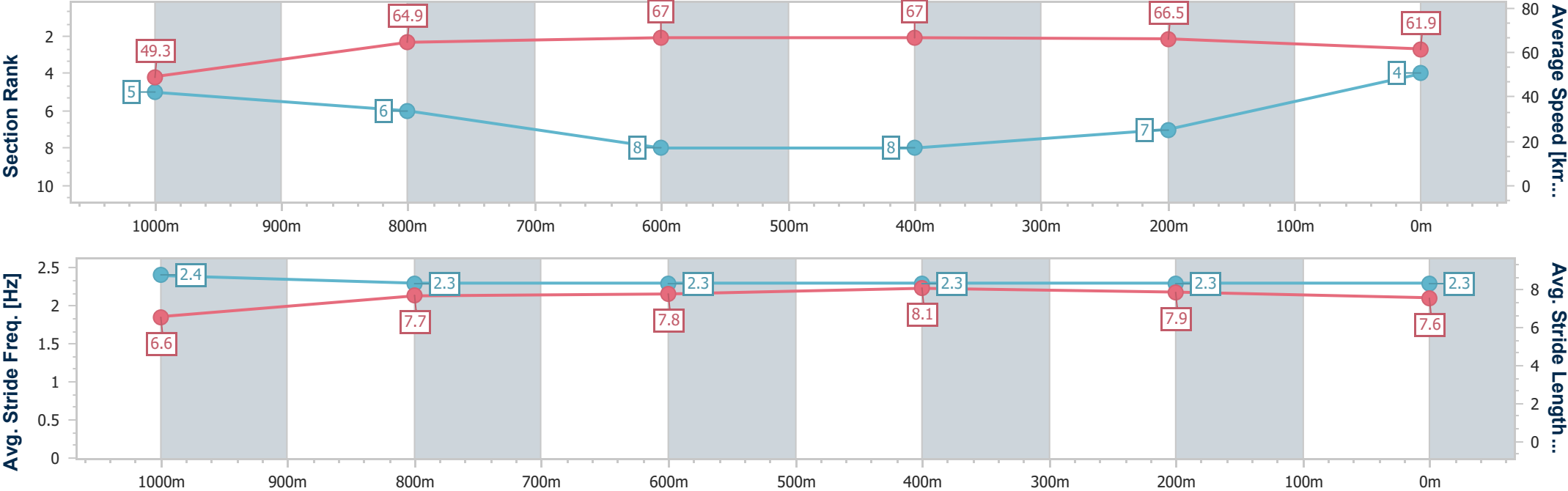
Horse/Jockey Name	Spirit Of Brodie
Final Rank	4
Fastest Section Time (Section)	0:07.30 (Overall)
Top Speed [km/h] (Section)	68.5 (800m)
Race State	Finished



Rockhampton QLD Professional
Race 3: KNIGHT FRANK AGRIBUSINESS QTIS Three-Year-Old
Handicap - 1100m
28 April 2024 - 13:55
Track Rating: Soft 5, Weather: Fine, Rail Position: +2.5m



Section	Overall	1000m	800m	600m	400m	200m							
Section Times	1:02.91 [4] (0:07.30)	0:55.61 [5] (0:11.20)	0:44.41 [6] (0:11.20)	0:33.21 [8] (0:10.77)	0:22.44 [8] (0:10.82)	0:11.62 [7] (0:11.62)							
Average Speed [km/h]	49.3	64.9	67.0	67.0	66.5	61.9							
Top Speed [km/h]	62.1	68.4	68.5	68.3	68.3	65.3							
Avg. Dist. to Rail [m]	6.0	1.7	5.0	6.3	7.1	8.3							
Avg. Stride Freq. [Hz]	2.4	2.3	2.3	2.3	2.3	2.3							
Avg. Stride Length [m]	6.6	7.7	7.8	8.1	7.9	7.6							





Horse/Jockey Name	Desert Koby
Final Rank	5
Fastest Section Time (Section)	0:06.96 (Overall)
Top Speed [km/h] (Section)	69.1 (1000m)
Race State	Finished

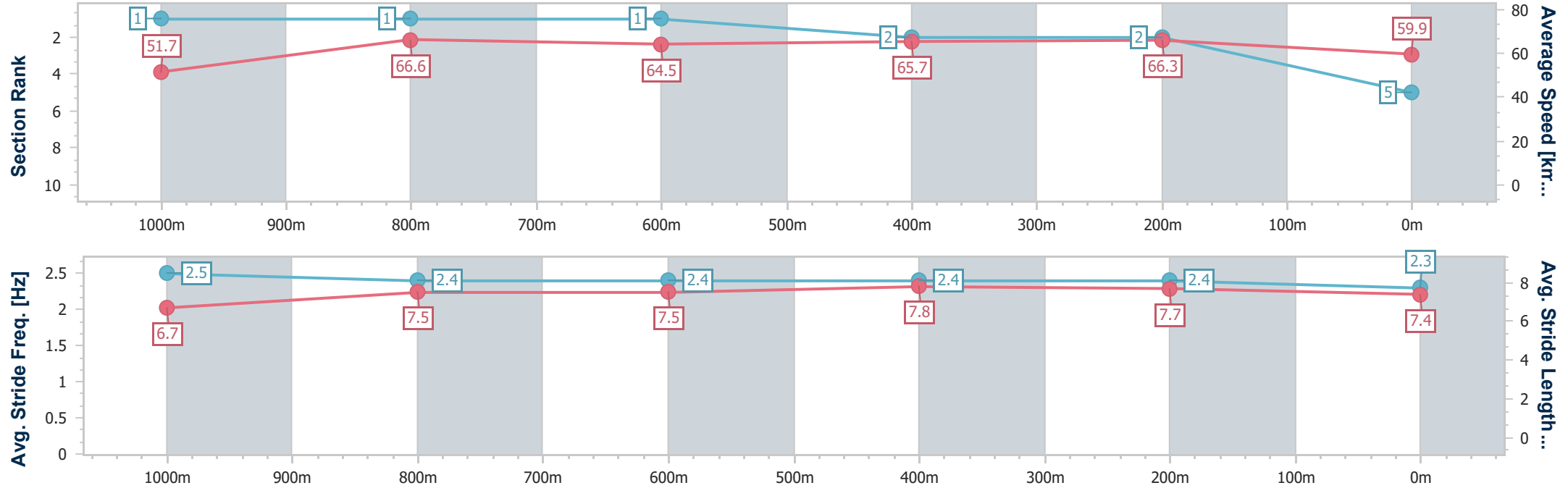


Rockhampton QLD Professional
Race 3: KNIGHT FRANK AGRIBUSINESS QTIS Three-Year-Old
Handicap - 1100m
28 April 2024 - 13:55



Track Rating: Soft 5, Weather: Fine, Rail Position: +2.5m

Section	Overall	1000m	800m	600m	400m	200m								
Section Times	1:02.99 [5] (0:06.96)	0:56.03 [1] (0:10.76)	0:45.27 [1] (0:11.39)	0:33.88 [1] (0:11.00)	0:22.88 [2] (0:10.86)	0:12.02 [2] (0:12.02)								
Average Speed [km/h]	51.7	66.6	64.5	65.7	66.3	59.9								
Top Speed [km/h]	65.8	69.1	66.0	66.8	68.2	64.3								
Avg. Dist. to Rail [m]	8.9	1.6	2.6	3.0	1.6	0.7								
Avg. Stride Freq. [Hz]	2.5	2.4	2.4	2.4	2.4	2.3								
Avg. Stride Length [m]	6.7	7.5	7.5	7.8	7.7	7.4								





Horse/Jockey Name	Sunshine Highway
Final Rank	6
Fastest Section Time (Section)	0:07.63 (Overall)
Top Speed [km/h] (Section)	68.6 (600m)
Race State	Finished

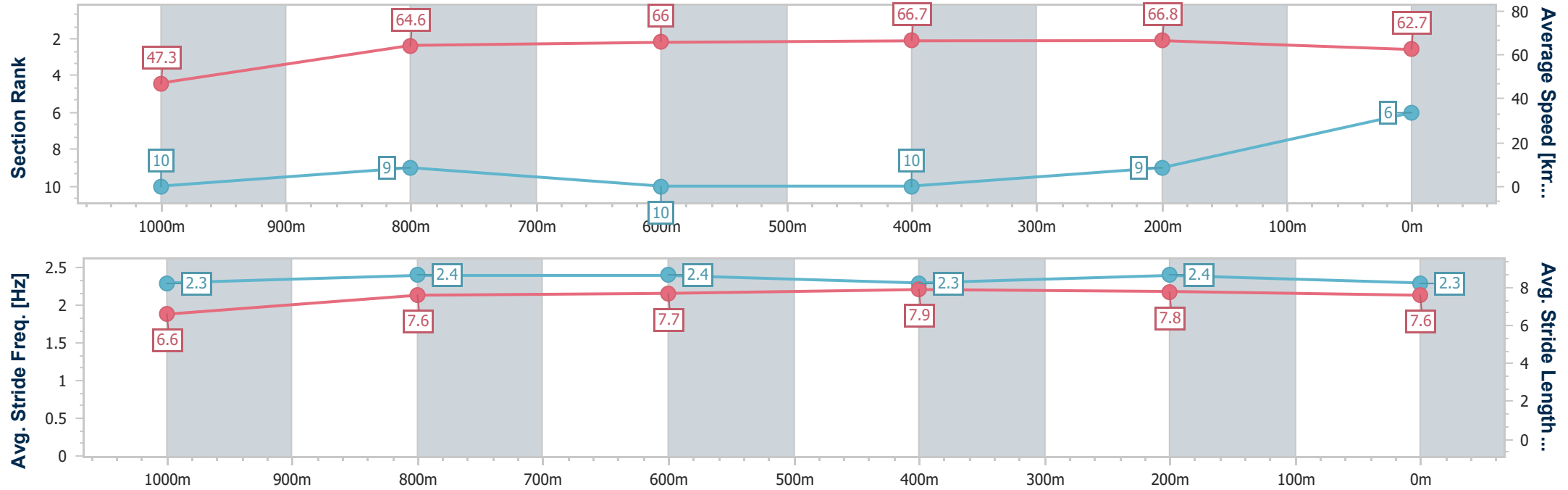


Rockhampton QLD Professional
Race 3: KNIGHT FRANK AGRIBUSINESS QTIS Three-Year-Old
Handicap - 1100m
28 April 2024 - 13:55



Track Rating: Soft 5, Weather: Fine, Rail Position: +2.5m

Section	Overall	1000m	800m	600m	400m	200m								
Section Times	1:02.99 [6] (0:07.63)	0:55.36 [10] (0:11.17)	0:44.19 [9] (0:11.11)	0:33.08 [10] (0:10.82)	0:22.26 [10] (0:10.78)	0:11.48 [9] (0:11.48)								
Average Speed [km/h]	47.3	64.6	66.0	66.7	66.8	62.7								
Top Speed [km/h]	60.5	67.5	67.0	68.6	68.4	65.6								
Avg. Dist. to Rail [m]	9.7	1.1	2.1	3.4	3.2	3.9								
Avg. Stride Freq. [Hz]	2.3	2.4	2.4	2.3	2.4	2.3								
Avg. Stride Length [m]	6.6	7.6	7.7	7.9	7.8	7.6								





Horse/Jockey Name	Bold Comic
Final Rank	7
Fastest Section Time (Section)	0:07.28 (Overall)
Top Speed [km/h] (Section)	67.7 (600m)
Race State	Finished

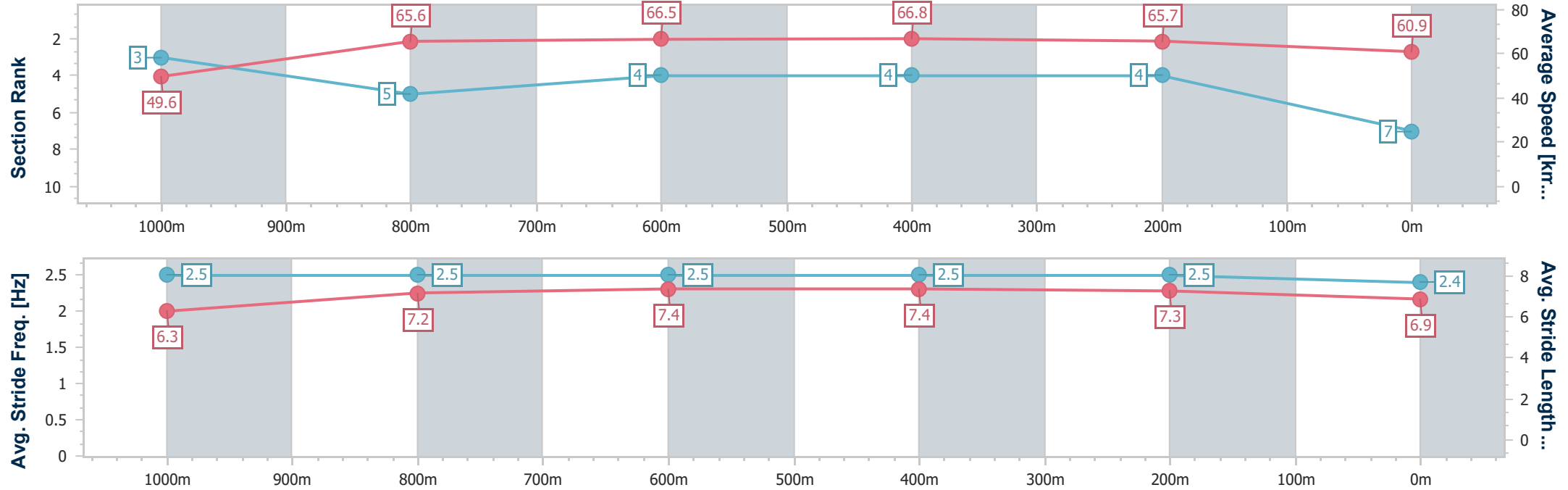


Rockhampton QLD Professional
Race 3: KNIGHT FRANK AGRIBUSINESS QTIS Three-Year-Old
Handicap - 1100m
28 April 2024 - 13:55



Track Rating: Soft 5, Weather: Fine, Rail Position: +2.5m

Section	Overall	1000m	800m	600m	400m	200m								
Section Times	1:03.01 [7] (0:07.28)	0:55.73 [3] (0:11.02)	0:44.71 [5] (0:11.13)	0:33.58 [4] (0:10.79)	0:22.79 [4] (0:10.97)	0:11.82 [4] (0:11.82)								
Average Speed [km/h]	49.6	65.6	66.5	66.8	65.7	60.9								
Top Speed [km/h]	63.9	66.4	67.1	67.7	67.1	64.8								
Avg. Dist. to Rail [m]	5.7	1.3	3.2	4.2	4.1	7.0								
Avg. Stride Freq. [Hz]	2.5	2.5	2.5	2.5	2.5	2.4								
Avg. Stride Length [m]	6.3	7.2	7.4	7.4	7.3	6.9								





Horse/Jockey Name	Acres Away
Final Rank	8
Fastest Section Time (Section)	0:07.29 (Overall)
Top Speed [km/h] (Section)	68.1 (600m)
Race State	Finished

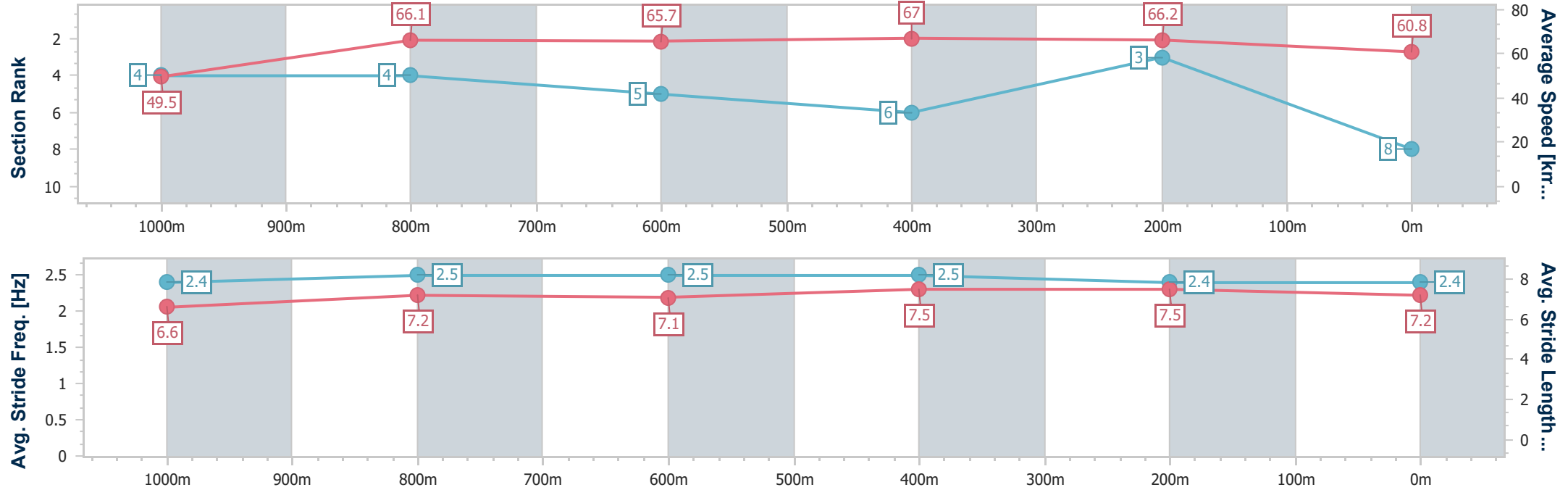


Rockhampton QLD Professional
Race 3: KNIGHT FRANK AGRIBUSINESS QTIS Three-Year-Old
Handicap - 1100m
28 April 2024 - 13:55



Track Rating: Soft 5, Weather: Fine, Rail Position: +2.5m

Section	Overall	1000m	800m	600m	400m	200m							
Section Times	1:03.02 [8] (0:07.29)	0:55.73 [4] (0:10.93)	0:44.80 [4] (0:11.34)	0:33.46 [5] (0:10.76)	0:22.70 [6] (0:10.85)	0:11.85 [3] (0:11.85)							
Average Speed [km/h]	49.5	66.1	65.7	67.0	66.2	60.8							
Top Speed [km/h]	63.9	67.7	67.8	68.1	68.0	64.7							
Avg. Dist. to Rail [m]	2.5	1.0	4.0	3.6	3.9	5.3							
Avg. Stride Freq. [Hz]	2.4	2.5	2.5	2.5	2.4	2.4							
Avg. Stride Length [m]	6.6	7.2	7.1	7.5	7.5	7.2							





Horse/Jockey Name	Mishani Gangster
Final Rank	9
Fastest Section Time (Section)	0:07.55 (Overall)
Top Speed [km/h] (Section)	68.7 (800m)
Race State	Finished

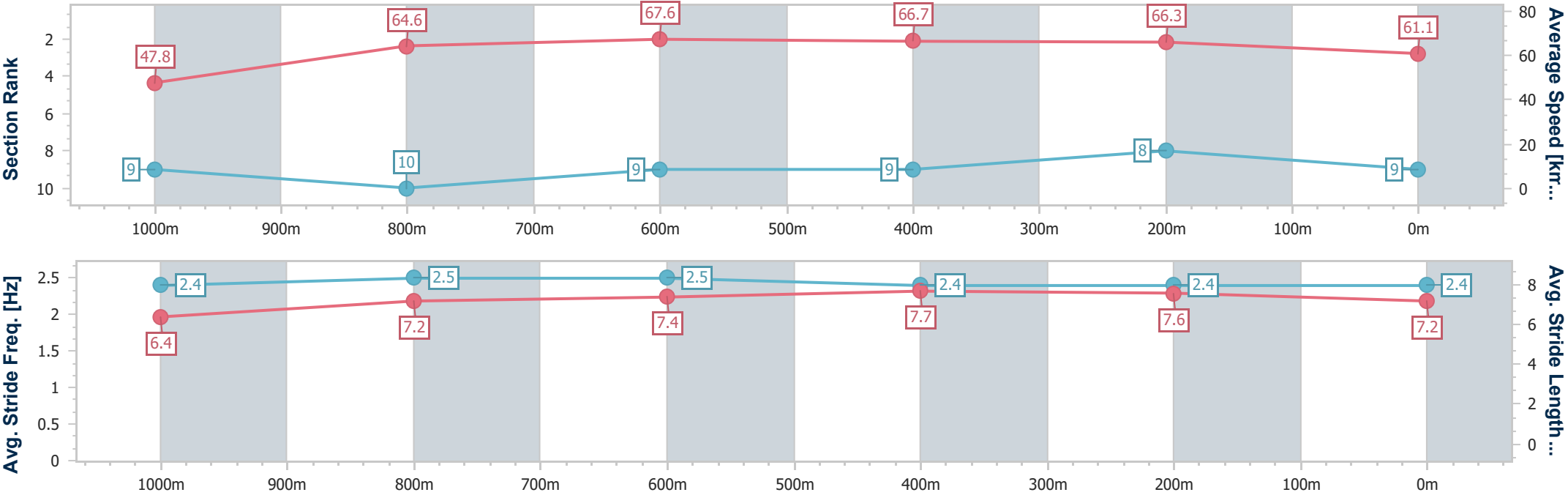


Rockhampton QLD Professional
Race 3: KNIGHT FRANK AGRIBUSINESS QTIS Three-Year-Old
Handicap - 1100m
28 April 2024 - 13:55



Track Rating: Soft 5, Weather: Fine, Rail Position: +2.5m

Section	Overall	1000m	800m	600m	400m	200m							
Section Times	1:03.29 [9] (0:07.55)	0:55.74 [9] (0:11.31)	0:44.43 [10] (0:10.94)	0:33.49 [9] (0:10.83)	0:22.66 [9] (0:10.86)	0:11.80 [8] (0:11.80)							
Average Speed [km/h]	47.8	64.6	67.6	66.7	66.3	61.1							
Top Speed [km/h]	60.0	66.8	68.7	67.7	67.0	64.4							
Avg. Dist. to Rail [m]	13.6	3.5	3.3	4.6	5.6	7.5							
Avg. Stride Freq. [Hz]	2.4	2.5	2.5	2.4	2.4	2.4							
Avg. Stride Length [m]	6.4	7.2	7.4	7.7	7.6	7.2							





Horse/Jockey Name	Sunnycoast
Final Rank	10
Fastest Section Time (Section)	0:07.36 (Overall)
Top Speed [km/h] (Section)	69.0 (1000m)
Race State	Finished

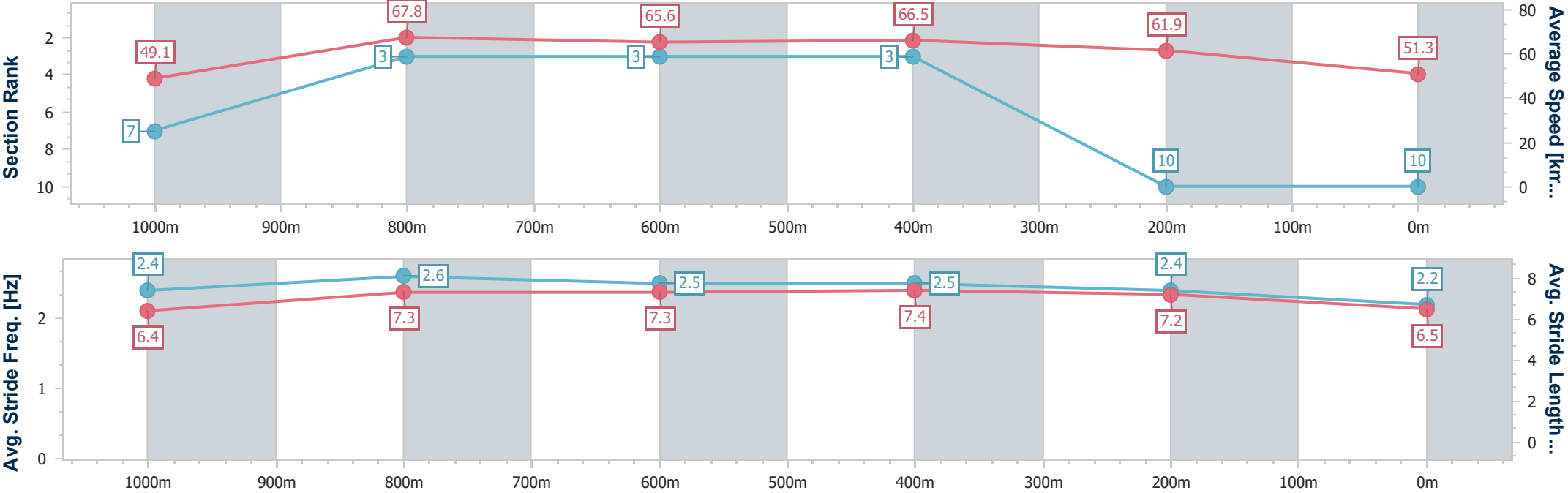


Rockhampton QLD Professional
Race 3: KNIGHT FRANK AGRIBUSINESS QTIS Three-Year-Old
Handicap - 1100m
28 April 2024 - 13:55



Track Rating: Soft 5, Weather: Fine, Rail Position: +2.5m

Section	Overall	1000m	800m	600m	400m	200m							
Section Times	1:05.89 [10] (0:07.36)	0:58.53 [7] (0:10.75)	0:47.78 [3] (0:11.23)	0:36.55 [3] (0:10.87)	0:25.68 [3] (0:11.62)	0:14.06 [10] (0:14.06)							
Average Speed [km/h]	49.1	67.8	65.6	66.5	61.9	51.3							
Top Speed [km/h]	64.9	69.0	67.1	66.9	65.4	58.1							
Avg. Dist. to Rail [m]	11.5	3.3	2.9	4.5	5.2	7.6							
Avg. Stride Freq. [Hz]	2.4	2.6	2.5	2.5	2.4	2.2							
Avg. Stride Length [m]	6.4	7.3	7.3	7.4	7.2	6.5							





Rockhampton QLD Professional

Race 4: CLARK RUBBER BENCHMARK 70 Handicap - 1100m

28 April 2024 - 14:31



Track Rating: Good 4, Weather: Fine, Rail Position: +2.5m

Section		Overall				1000m	800m	600m	400m	200m	Last 600m		
Field Times		1:02.58				0:55.18	0:44.50	0:33.38	0:22.61	0:11.69	0:33.38		
		(0:07.40)				(0:10.68)	(0:11.12)	(0:10.77)	(0:10.92)	(0:11.69)			
Rank	TAB	Horse/Jockey	Barrier	Top Speed [km/h]	Fastest Section						Margin	Distance Travelled [m]	
1	6	DIVINE OKAY	5	68.4	0:07.61	1:02.58 [1]	0:54.97 [4]	0:43.83 [6]	0:32.73 [7]	0:22.02 [8]	0:11.31 [6]	1:02.58	0:32.73
		Robbie Dolan		600m	Overall	(0:07.61)	(0:11.14)	(0:11.10)	(0:10.71)	(0:10.71)	(0:11.31)		
2	10	BARNEY RABBLE	6	68.5	0:07.40	1:02.93 [2]	0:55.53 [1]	0:44.85 [1]	0:33.73 [1]	0:22.96 [1]	0:12.04 [1]	2.06L	0:33.73
		Bailey Wheeler		600m	Overall	(0:07.40)	(0:10.68)	(0:11.12)	(0:10.77)	(0:10.92)	(0:12.04)		-5
3	3	MOENAVE	2	67.8	0:07.92	1:03.02 [3]	0:55.10 [10]	0:44.22 [7]	0:33.29 [6]	0:22.53 [6]	0:11.66 [7]	2.54L	0:33.29
		Justin Stanley		600m	Overall	(0:07.92)	(0:10.88)	(0:10.93)	(0:10.76)	(0:10.87)	(0:11.66)		-6
4	12	SHADOWEN	8	69.4	0:07.65	1:03.02 [4]	0:55.37 [6]	0:44.58 [3]	0:33.43 [5]	0:22.76 [5]	0:11.99 [3]	2.57L	0:33.43
		Emily Lang		400m	Overall	(0:07.65)	(0:10.79)	(0:11.15)	(0:10.67)	(0:10.77)	(0:11.99)		+0
5	8	CHIKARA	4	68.4	0:07.50	1:03.06 [5]	0:55.56 [3]	0:44.53 [5]	0:33.48 [4]	0:22.81 [4]	0:12.03 [2]	2.81L	0:33.48
		Tyler Schiller		400m	Overall	(0:07.50)	(0:11.03)	(0:11.05)	(0:10.67)	(0:10.78)	(0:12.03)		+0
6	2	MAMARAGAN	1	68.0	0:07.66	1:03.12 [6]	0:55.46 [7]	0:44.63 [4]	0:33.74 [2]	0:23.01 [3]	0:11.97 [5]	3.15L	0:33.74
		Brooke Johnson		600m	Overall	(0:07.66)	(0:10.83)	(0:10.89)	(0:10.73)	(0:11.04)	(0:11.97)		-4
7	4	MEDIA EMPIRE	12	68.7	0:07.43	1:03.21 [7]	0:55.78 [2]	0:44.97 [2]	0:33.77 [3]	0:23.15 [2]	0:12.10 [4]	3.69L	0:33.77
		Tahlia Fenlon		600m	Overall	(0:07.43)	(0:10.81)	(0:11.20)	(0:10.62)	(0:11.05)	(0:12.10)		+1
8	7	WATERWORLD	9	68.7	0:07.62	1:03.28 [8]	0:55.66 [5]	0:44.36 [8]	0:33.33 [9]	0:22.74 [7]	0:11.91 [8]	4.08L	0:33.33
		Andrew Mallyon		600m	Overall	(0:07.62)	(0:11.30)	(0:11.03)	(0:10.59)	(0:10.83)	(0:11.91)		+3
9	9	LATENIGHTTOUGHGUY	10	68.5	0:07.91	1:03.33 [9]	0:55.42 [9]	0:44.14 [10]	0:33.18 [11]	0:22.42 [11]	0:11.63 [9]	4.4L	0:33.18
		Kyle Wilson-Taylor		600m	Overall	(0:07.91)	(0:11.28)	(0:10.96)	(0:10.76)	(0:10.79)	(0:11.63)		+1
10	11	POET'S GIRL	11	68.0	0:08.43	1:03.56 [10]	0:55.13 [12]	0:44.26 [11]	0:33.64 [8]	0:22.84 [9]	0:11.85 [10]	5.72L	0:33.64
		Georgina Cartwright		600m	Overall	(0:08.43)	(0:10.87)	(0:10.62)	(0:10.80)	(0:10.99)	(0:11.85)		-9

Scratched: Cusack (#5)

Report Created: Sun 28 April 2024 14:54 GMT+10 (Note: Timing is based on position data)

Page 1/14

[] Ranking at each section and finish
-:-:- No data available at this section
NA No data available

SCN Saddle cloth number
DNF Did not finish
DNT Did not track

data processed by  TRIPLESDATA



Rockhampton QLD Professional
Race 4: CLARK RUBBER BENCHMARK 70 Handicap - 1100m
28 April 2024 - 14:31



Track Rating: Good 4, Weather: Fine, Rail Position: +2.5m

Section						Overall	1000m	800m	600m	400m	200m	Last 600m		
Field Times						1:02.58 (0:07.40)	0:55.18 (0:10.68)	0:44.50 (0:11.12)	0:33.38 (0:10.77)	0:22.61 (0:10.92)	0:11.69 (0:11.69)	0:33.38		
Rank	TAB	Horse/Jockey	Barrier	Top Speed [km/h]	Fastest Section							Margin	Distance Travelled [m]	
11	13	SANTORINI SUMMER	3	67.2	0:07.96	1:03.70 [11]	0:55.74 [11]	0:44.72 [9]	0:33.67 [10]	0:22.84 [10]	0:11.92 [11]	6.59L	0:33.67	-2
		Chris McIver		400m	Overall	(0:07.96)	(0:11.02)	(0:11.05)	(0:10.83)	(0:10.92)	(0:11.92)			
12	1	JETSKI	7	68.1	0:07.82	1:03.89 [12]	0:56.07 [8]	0:44.52 [12]	0:33.46 [12]	0:22.77 [12]	0:11.80 [12]	7.67L	0:33.46	+0
		Les Tilley		600m	Overall	(0:07.82)	(0:11.55)	(0:11.06)	(0:10.69)	(0:10.97)	(0:11.80)			

Scratched: Cusack (#5)



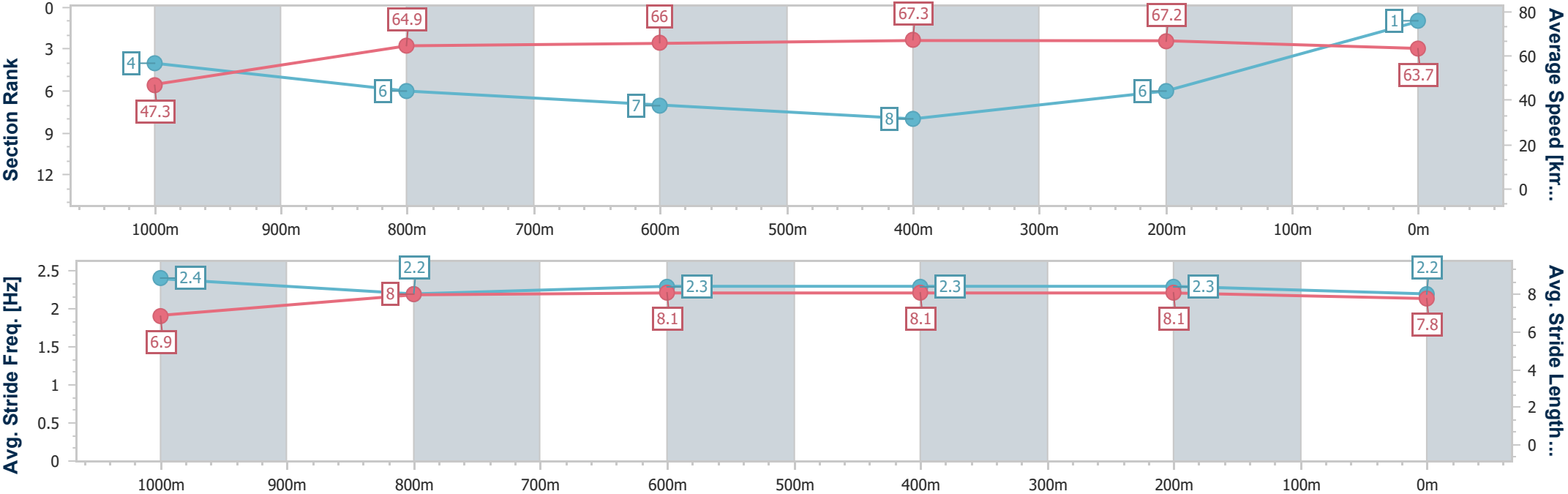
Horse/Jockey Name	Divine Okay
Final Rank	1
Fastest Section Time (Section)	0:07.61 (Overall)
Top Speed [km/h] (Section)	68.4 (600m)
Race State	Finished



Rockhampton QLD Professional
Race 4: CLARK RUBBER BENCHMARK 70 Handicap - 1100m
28 April 2024 - 14:31
Track Rating: Good 4, Weather: Fine, Rail Position: +2.5m



Section	Overall	1000m	800m	600m	400m	200m								
Section Times	1:02.58 [1] (0:07.61)	0:54.97 [4] (0:11.14)	0:43.83 [6] (0:11.10)	0:32.73 [7] (0:10.71)	0:22.02 [8] (0:10.71)	0:11.31 [6]								
Average Speed [km/h]	47.3	64.9	66.0	67.3	67.2	63.7								
Top Speed [km/h]	63.1	66.2	66.6	68.4	68.4	65.9								
Avg. Dist. to Rail [m]	6.8	0.9	2.1	4.2	5.3	8.0								
Avg. Stride Freq. [Hz]	2.4	2.2	2.3	2.3	2.3	2.2								
Avg. Stride Length [m]	6.9	8.0	8.1	8.1	8.1	7.8								





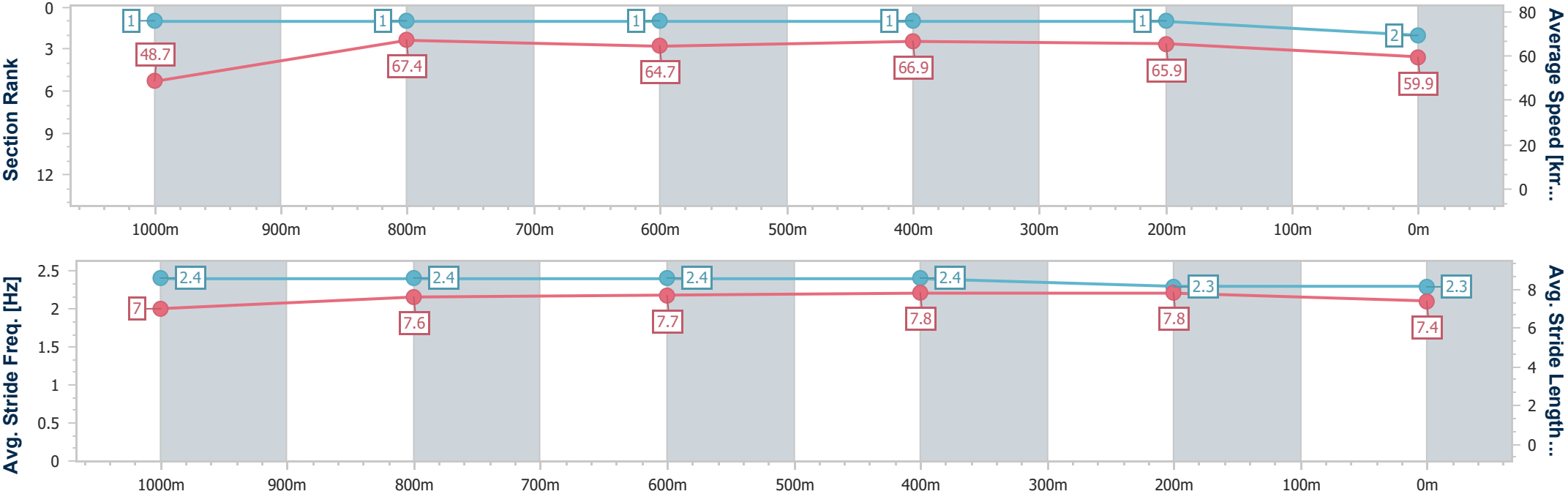
Horse/Jockey Name	Barney Rabble
Final Rank	2
Fastest Section Time (Section)	0:07.40 (Overall)
Top Speed [km/h] (Section)	68.5 (600m)
Race State	Finished



Rockhampton QLD Professional
Race 4: CLARK RUBBER BENCHMARK 70 Handicap - 1100m
28 April 2024 - 14:31
Track Rating: Good 4, Weather: Fine, Rail Position: +2.5m



Section	Overall	1000m	800m	600m	400m	200m								
Section Times	1:02.93 [2] (0:07.40)	0:55.53 [1] (0:10.68)	0:44.85 [1] (0:11.12)	0:33.73 [1] (0:10.77)	0:22.96 [1] (0:10.92)	0:12.04 [1] (0:12.04)								
Average Speed [km/h]	48.7	67.4	64.7	66.9	65.9	59.9								
Top Speed [km/h]	65.4	68.5	65.9	68.5	67.2	64.5								
Avg. Dist. to Rail [m]	9.6	2.2	0.8	1.7	2.2	4.4								
Avg. Stride Freq. [Hz]	2.4	2.4	2.4	2.4	2.3	2.3								
Avg. Stride Length [m]	7.0	7.6	7.7	7.8	7.8	7.4								





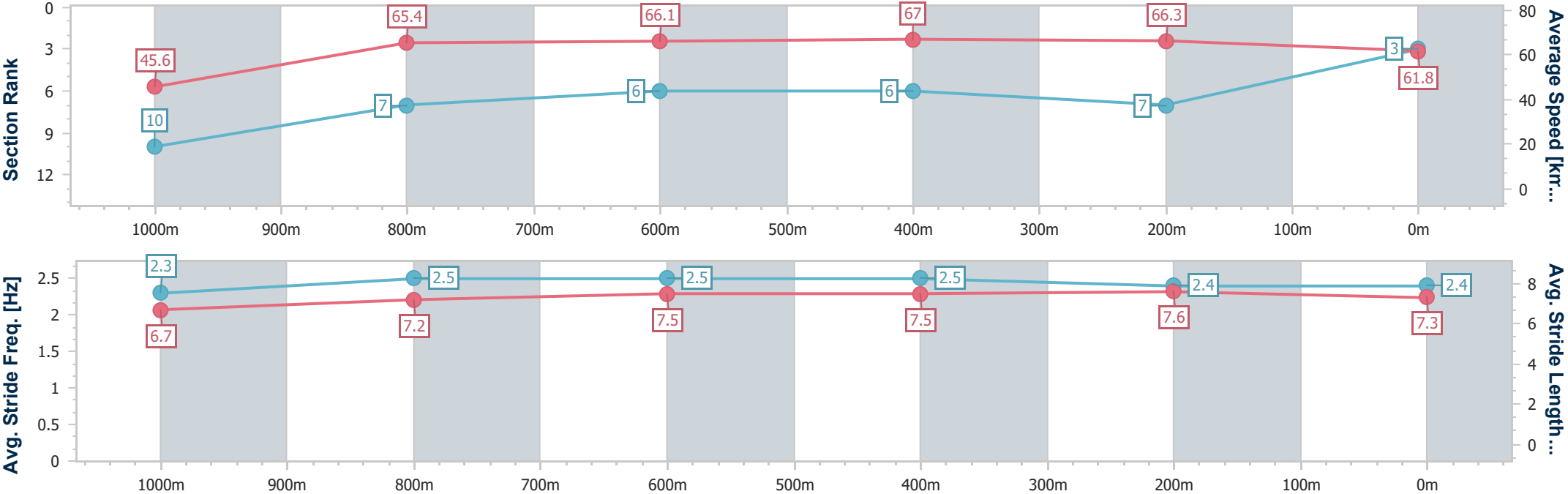
Horse/Jockey Name	Moenave
Final Rank	3
Fastest Section Time (Section)	0:07.92 (Overall)
Top Speed [km/h] (Section)	67.8 (600m)
Race State	Finished



Rockhampton QLD Professional
Race 4: CLARK RUBBER BENCHMARK 70 Handicap - 1100m
28 April 2024 - 14:31
Track Rating: Good 4, Weather: Fine, Rail Position: +2.5m



Section	Overall	1000m	800m	600m	400m	200m								
Section Times	1:03.02 [3] (0:07.92)	0:55.10 [10] (0:10.88)	0:44.22 [7] (0:10.93)	0:33.29 [6] (0:10.76)	0:22.53 [6] (0:10.87)	0:11.66 [7] (0:11.66)								
Average Speed [km/h]	45.6	65.4	66.1	67.0	66.3	61.8								
Top Speed [km/h]	62.2	67.5	67.3	67.8	67.5	65.4								
Avg. Dist. to Rail [m]	2.5	1.9	1.6	3.5	1.6	7.0								
Avg. Stride Freq. [Hz]	2.3	2.5	2.5	2.5	2.4	2.4								
Avg. Stride Length [m]	6.7	7.2	7.5	7.5	7.6	7.3								





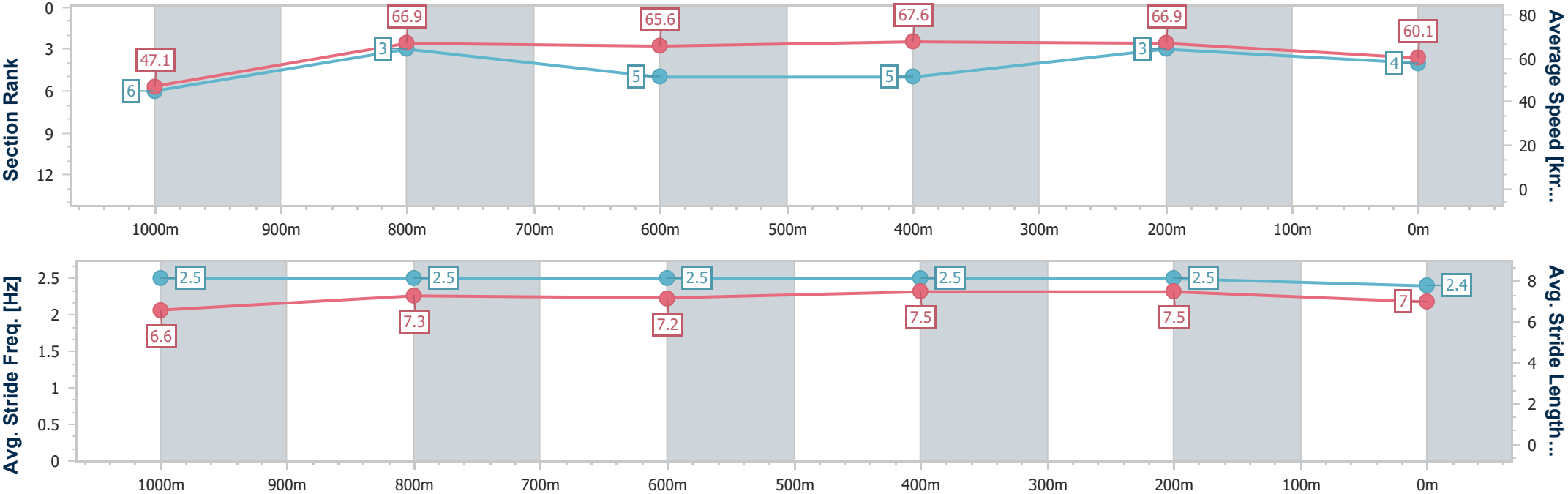
Horse/Jockey Name	Shadowen
Final Rank	4
Fastest Section Time (Section)	0:07.65 (Overall)
Top Speed [km/h] (Section)	69.4 (400m)
Race State	Finished



Rockhampton QLD Professional
Race 4: CLARK RUBBER BENCHMARK 70 Handicap - 1100m
28 April 2024 - 14:31
Track Rating: Good 4, Weather: Fine, Rail Position: +2.5m



Section	Overall	1000m	800m	600m	400m	200m							
Section Times	1:03.02 [4] (0:07.65)	0:55.37 [6] (0:10.79)	0:44.58 [3] (0:11.15)	0:33.43 [5] (0:10.67)	0:22.76 [5] (0:10.77)	0:11.99 [3] (0:11.99)							
Average Speed [km/h]	47.1	66.9	65.6	67.6	66.9	60.1							
Top Speed [km/h]	62.7	68.1	66.5	69.0	69.4	63.8							
Avg. Dist. to Rail [m]	9.0	1.9	2.4	3.9	4.9	6.8							
Avg. Stride Freq. [Hz]	2.5	2.5	2.5	2.5	2.5	2.4							
Avg. Stride Length [m]	6.6	7.3	7.2	7.5	7.5	7.0							





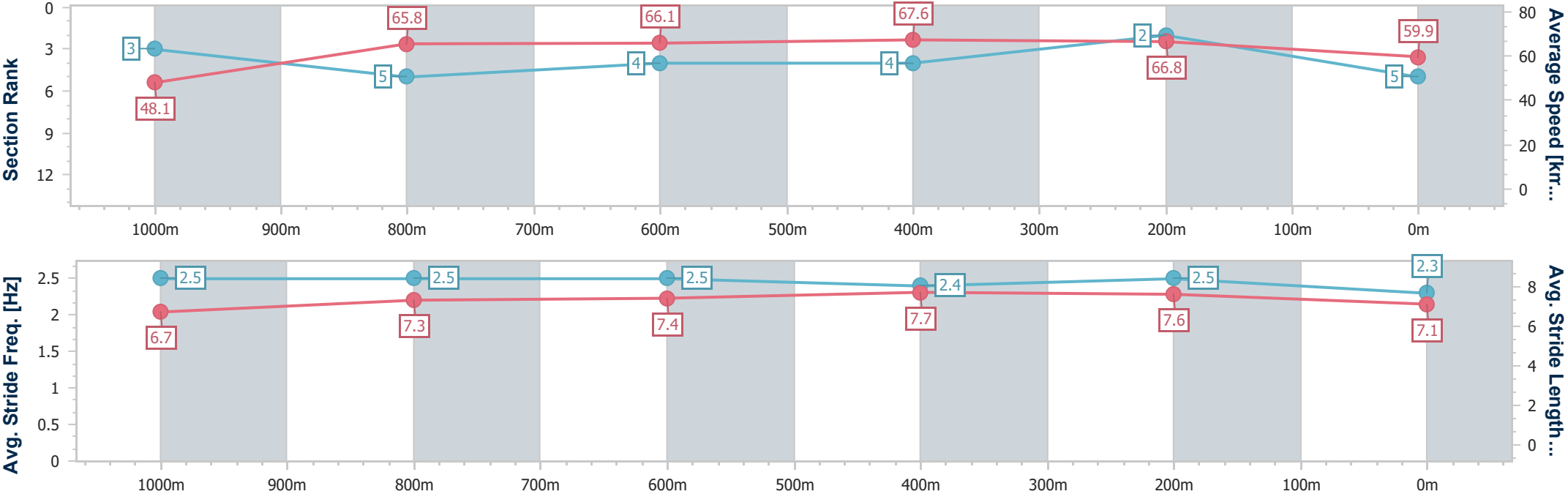
Horse/Jockey Name	Chikara
Final Rank	5
Fastest Section Time (Section)	0:07.50 (Overall)
Top Speed [km/h] (Section)	68.4 (400m)
Race State	Finished



Rockhampton QLD Professional
Race 4: CLARK RUBBER BENCHMARK 70 Handicap - 1100m
28 April 2024 - 14:31
Track Rating: Good 4, Weather: Fine, Rail Position: +2.5m



Section	Overall	1000m	800m	600m	400m	200m							
Section Times	1:03.06 [5] (0:07.50)	0:55.56 [3] (0:11.03)	0:44.53 [5] (0:11.05)	0:33.48 [4] (0:10.67)	0:22.81 [4] (0:10.78)	0:12.03 [2] (0:12.03)							
Average Speed [km/h]	48.1	65.8	66.1	67.6	66.8	59.9							
Top Speed [km/h]	62.6	66.3	67.1	68.4	68.4	64.1							
Avg. Dist. to Rail [m]	6.4	1.6	1.8	2.4	3.7	5.5							
Avg. Stride Freq. [Hz]	2.5	2.5	2.5	2.4	2.5	2.3							
Avg. Stride Length [m]	6.7	7.3	7.4	7.7	7.6	7.1							





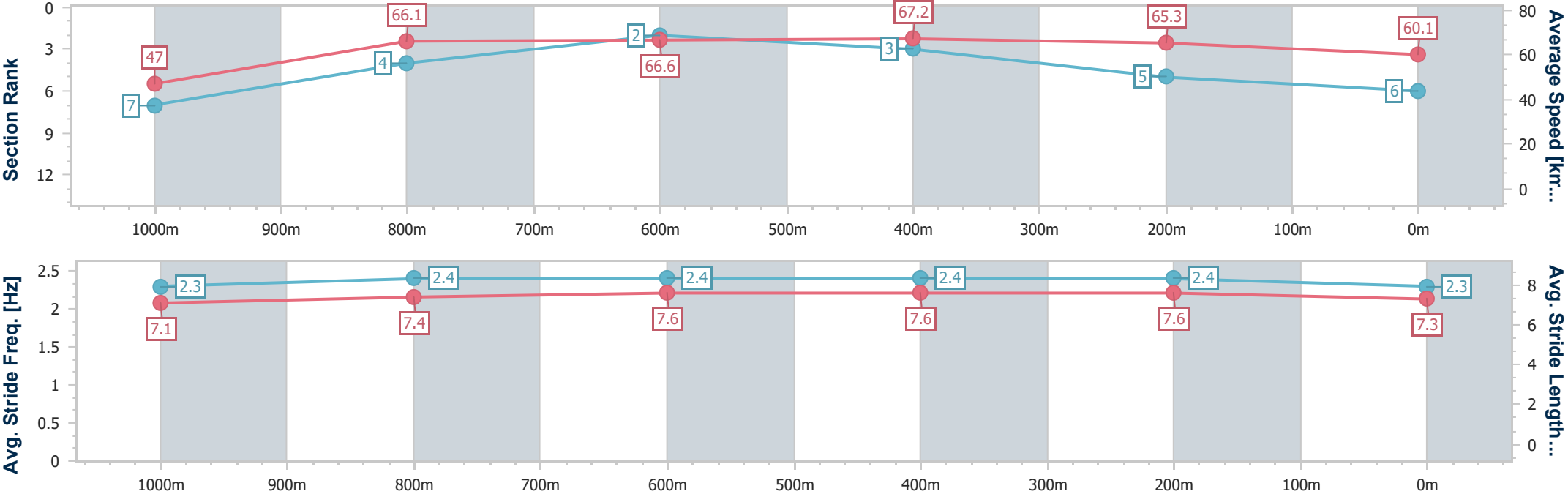
Horse/Jockey Name	Mamaragan
Final Rank	6
Fastest Section Time (Section)	0:07.66 (Overall)
Top Speed [km/h] (Section)	68.0 (600m)
Race State	Finished



Rockhampton QLD Professional
Race 4: CLARK RUBBER BENCHMARK 70 Handicap - 1100m
28 April 2024 - 14:31
Track Rating: Good 4, Weather: Fine, Rail Position: +2.5m



Section	Overall	1000m	800m	600m	400m	200m								
Section Times	1:03.12 [6] (0:07.66)	0:55.46 [7] (0:10.83)	0:44.63 [4] (0:10.89)	0:33.74 [2] (0:10.73)	0:23.01 [3] (0:11.04)	0:11.97 [5]								
Average Speed [km/h]	47.0	66.1	66.6	67.2	65.3	60.1								
Top Speed [km/h]	62.0	67.7	67.5	68.0	67.9	63.5								
Avg. Dist. to Rail [m]	2.6	1.1	1.2	1.9	1.5	3.1								
Avg. Stride Freq. [Hz]	2.3	2.4	2.4	2.4	2.4	2.3								
Avg. Stride Length [m]	7.1	7.4	7.6	7.6	7.6	7.3								





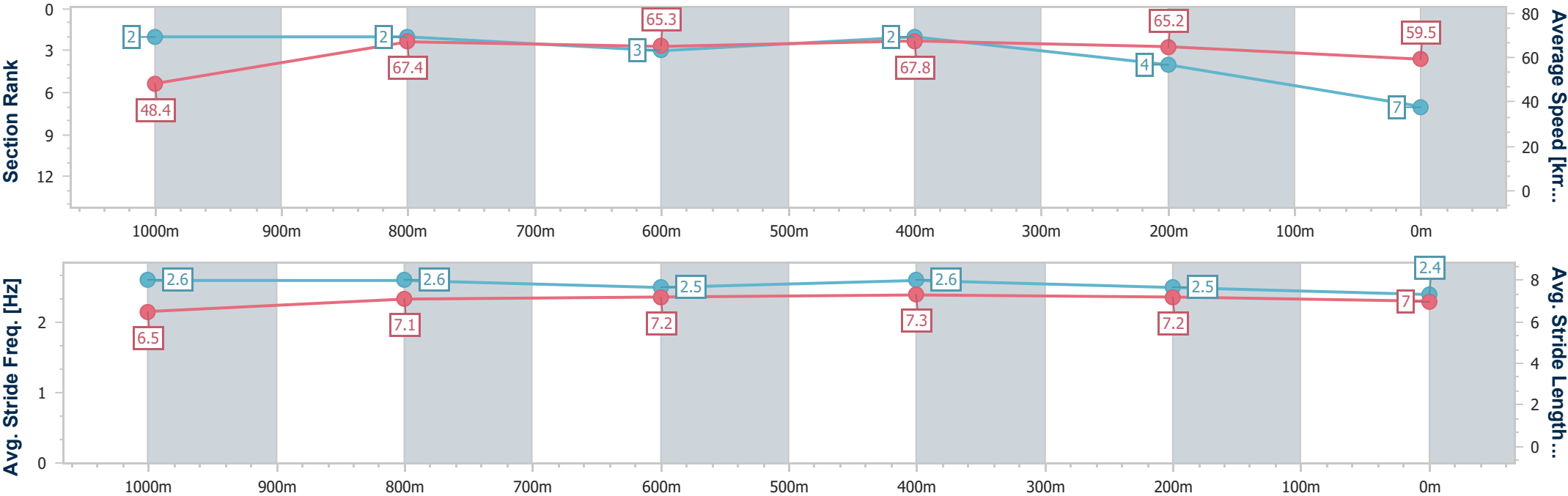
Horse/Jockey Name	Media Empire
Final Rank	7
Fastest Section Time (Section)	0:07.43 (Overall)
Top Speed [km/h] (Section)	68.7 (600m)
Race State	Finished



Rockhampton QLD Professional
Race 4: CLARK RUBBER BENCHMARK 70 Handicap - 1100m
28 April 2024 - 14:31
Track Rating: Good 4, Weather: Fine, Rail Position: +2.5m



Section	Overall	1000m	800m	600m	400m	200m							
Section Times	1:03.21 [7] (0:07.43)	0:55.78 [2] (0:10.81)	0:44.97 [2] (0:11.20)	0:33.77 [3] (0:10.62)	0:23.15 [2] (0:11.05)	0:12.10 [4] (0:12.10)							
Average Speed [km/h]	48.4	67.4	65.3	67.8	65.2	59.5							
Top Speed [km/h]	65.4	68.6	66.9	68.7	68.4	63.0							
Avg. Dist. to Rail [m]	14.0	3.4	1.9	2.6	2.0	3.7							
Avg. Stride Freq. [Hz]	2.6	2.6	2.5	2.6	2.5	2.4							
Avg. Stride Length [m]	6.5	7.1	7.2	7.3	7.2	7.0							





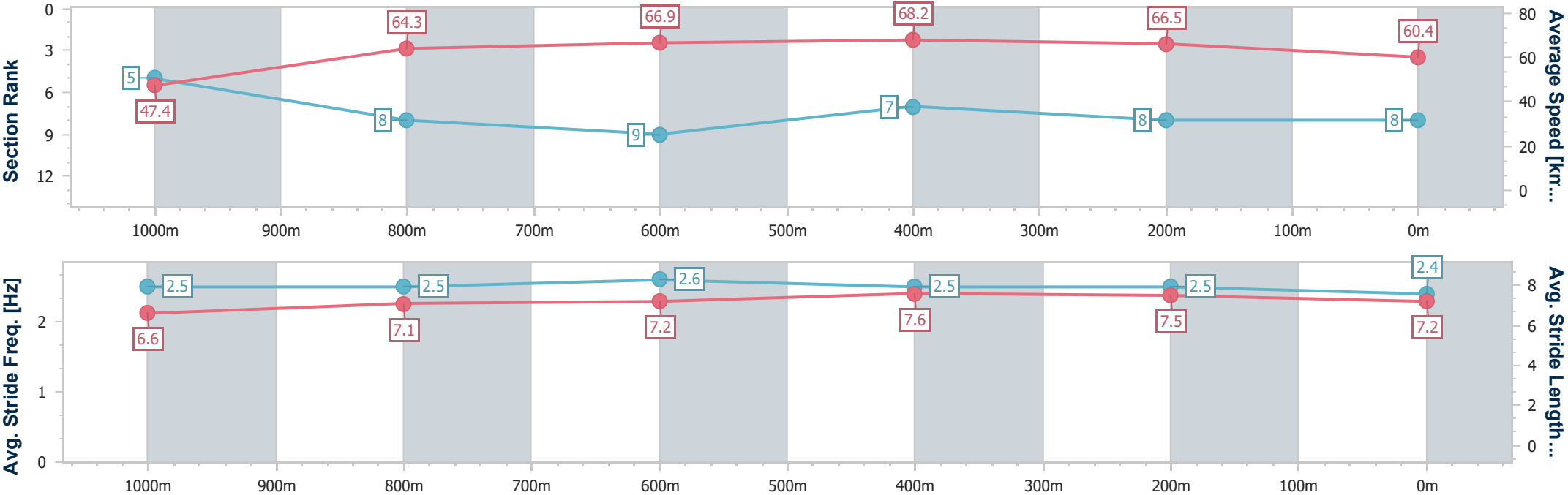
Horse/Jockey Name	Waterworld
Final Rank	8
Fastest Section Time (Section)	0:07.62 (Overall)
Top Speed [km/h] (Section)	68.7 (600m)
Race State	Finished



Rockhampton QLD Professional
Race 4: CLARK RUBBER BENCHMARK 70 Handicap - 1100m
28 April 2024 - 14:31
Track Rating: Good 4, Weather: Fine, Rail Position: +2.5m



Section	Overall	1000m	800m	600m	400m	200m								
Section Times	1:03.28 [8] (0:07.62)	0:55.66 [5] (0:11.30)	0:44.36 [8] (0:11.03)	0:33.33 [9] (0:10.59)	0:22.74 [7] (0:10.83)	0:11.91 [8] (0:11.91)								
Average Speed [km/h]	47.4	64.3	66.9	68.2	66.5	60.4								
Top Speed [km/h]	60.5	65.9	67.5	68.7	68.6	64.4								
Avg. Dist. to Rail [m]	11.3	2.5	3.1	4.4	6.8	10.9								
Avg. Stride Freq. [Hz]	2.5	2.5	2.6	2.5	2.5	2.4								
Avg. Stride Length [m]	6.6	7.1	7.2	7.6	7.5	7.2								





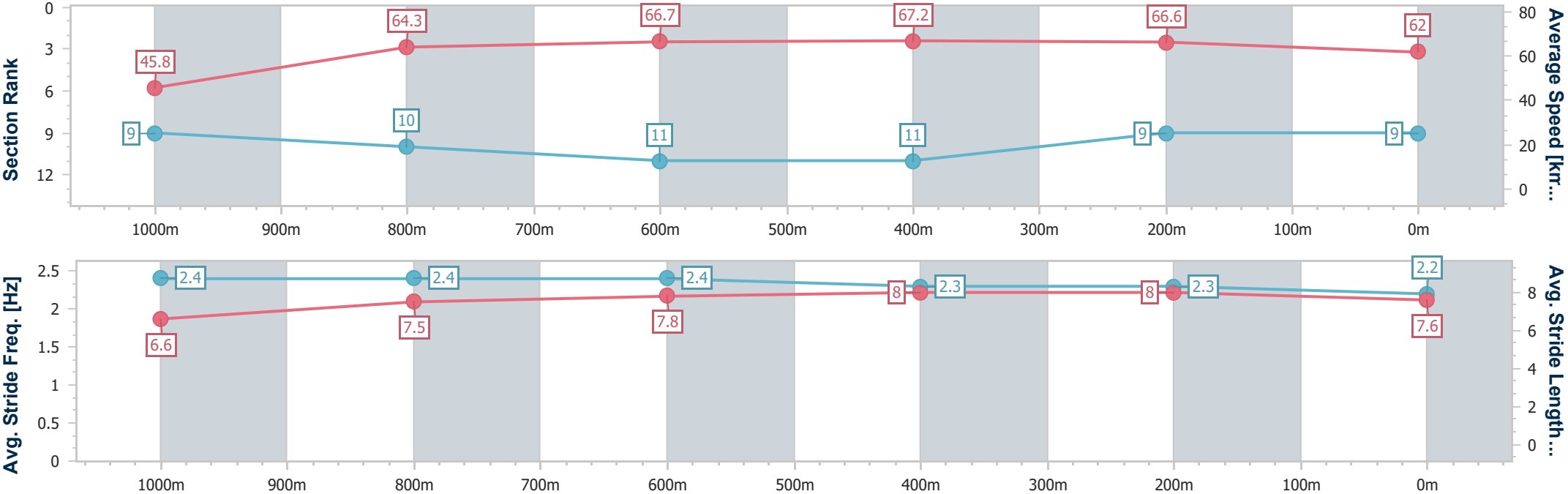
Horse/Jockey Name	Latenighttoughguy
Final Rank	9
Fastest Section Time (Section)	0:07.91 (Overall)
Top Speed [km/h] (Section)	68.5 (600m)
Race State	Finished



Rockhampton QLD Professional
Race 4: CLARK RUBBER BENCHMARK 70 Handicap - 1100m
28 April 2024 - 14:31
Track Rating: Good 4, Weather: Fine, Rail Position: +2.5m



Section	Overall	1000m	800m	600m	400m	200m								
Section Times	1:03.33 [9] (0:07.91)	0:55.42 [9] (0:11.28)	0:44.14 [10] (0:10.96)	0:33.18 [11] (0:10.76)	0:22.42 [11] (0:10.79)	0:11.63 [9] (0:11.63)								
Average Speed [km/h]	45.8	64.3	66.7	67.2	66.6	62.0								
Top Speed [km/h]	62.3	66.5	67.5	68.5	67.9	65.3								
Avg. Dist. to Rail [m]	12.7	2.0	2.1	4.3	5.3	7.3								
Avg. Stride Freq. [Hz]	2.4	2.4	2.4	2.3	2.3	2.2								
Avg. Stride Length [m]	6.6	7.5	7.8	8.0	8.0	7.6								





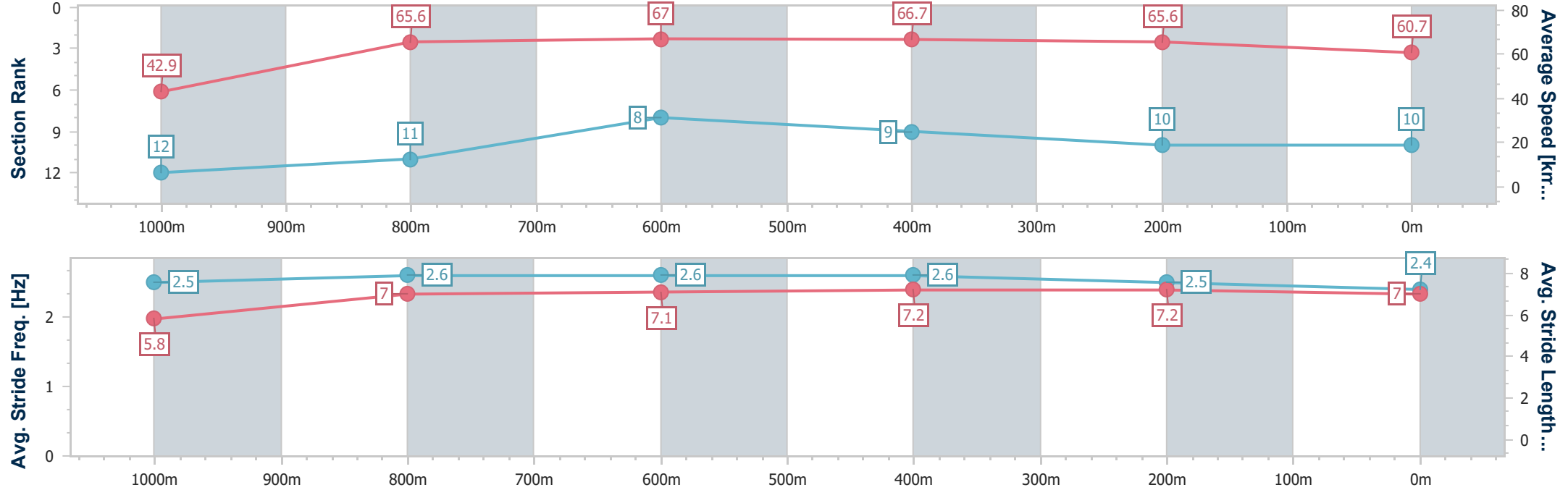
Horse/Jockey Name	Poet's Girl
Final Rank	10
Fastest Section Time (Section)	0:08.43 (Overall)
Top Speed [km/h] (Section)	68.0 (600m)
Race State	Finished



Rockhampton QLD Professional
Race 4: CLARK RUBBER BENCHMARK 70 Handicap - 1100m
28 April 2024 - 14:31
Track Rating: Good 4, Weather: Fine, Rail Position: +2.5m



Section	Overall	1000m	800m	600m	400m	200m							
Section Times	1:03.56 [10] (0:08.43)	0:55.13 [12] (0:10.87)	0:44.26 [11] (0:10.62)	0:33.64 [8] (0:10.80)	0:22.84 [9] (0:10.99)	0:11.85 [10] (0:11.85)							
Average Speed [km/h]	42.9	65.6	67.0	66.7	65.6	60.7							
Top Speed [km/h]	62.6	66.9	67.8	68.0	66.4	64.7							
Avg. Dist. to Rail [m]	11.3	1.7	1.5	1.0	0.8	2.2							
Avg. Stride Freq. [Hz]	2.5	2.6	2.6	2.6	2.5	2.4							
Avg. Stride Length [m]	5.8	7.0	7.1	7.2	7.2	7.0							





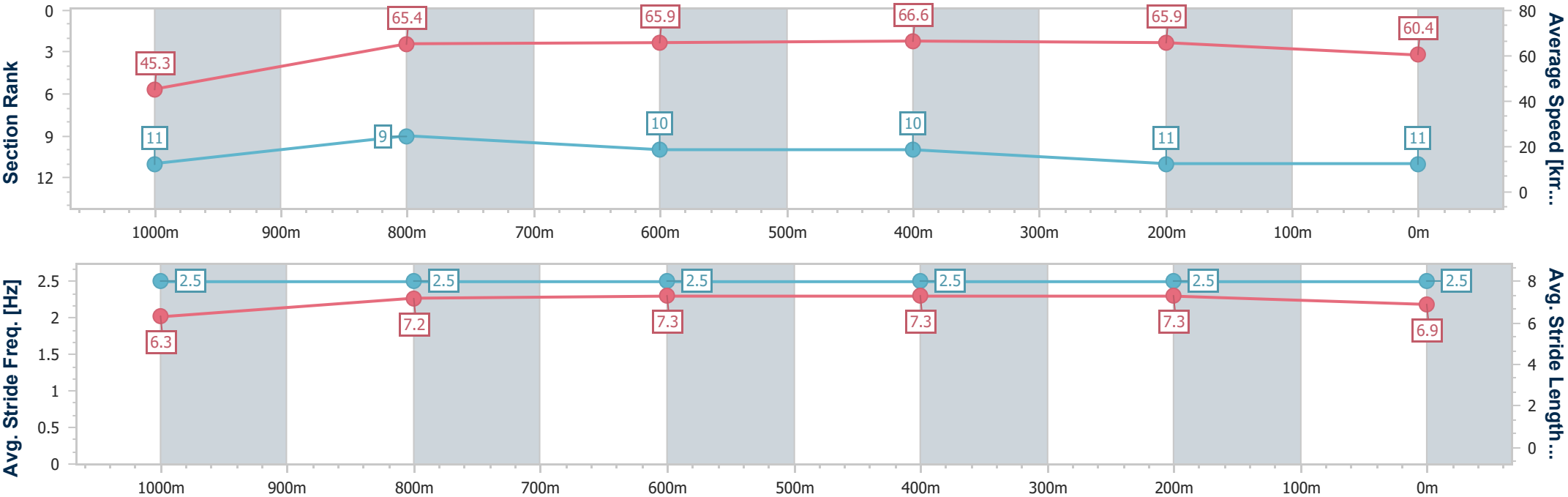
Horse/Jockey Name	Santorini Summer
Final Rank	11
Fastest Section Time (Section)	0:07.96 (Overall)
Top Speed [km/h] (Section)	67.2 (400m)
Race State	Finished



Rockhampton QLD Professional
Race 4: CLARK RUBBER BENCHMARK 70 Handicap - 1100m
28 April 2024 - 14:31
Track Rating: Good 4, Weather: Fine, Rail Position: +2.5m



Section	Overall	1000m	800m	600m	400m	200m								
Section Times	1:03.70 [11] (0:07.96)	0:55.74 [11] (0:11.02)	0:44.72 [9] (0:11.05)	0:33.67 [10] (0:10.83)	0:22.84 [10] (0:10.92)	0:11.92 [11] (0:11.92)								
Average Speed [km/h]	45.3	65.4	65.9	66.6	65.9	60.4								
Top Speed [km/h]	62.2	65.9	66.7	66.9	67.2	64.3								
Avg. Dist. to Rail [m]	4.1	0.5	1.6	3.6	4.4	4.0								
Avg. Stride Freq. [Hz]	2.5	2.5	2.5	2.5	2.5	2.5								
Avg. Stride Length [m]	6.3	7.2	7.3	7.3	7.3	6.9								





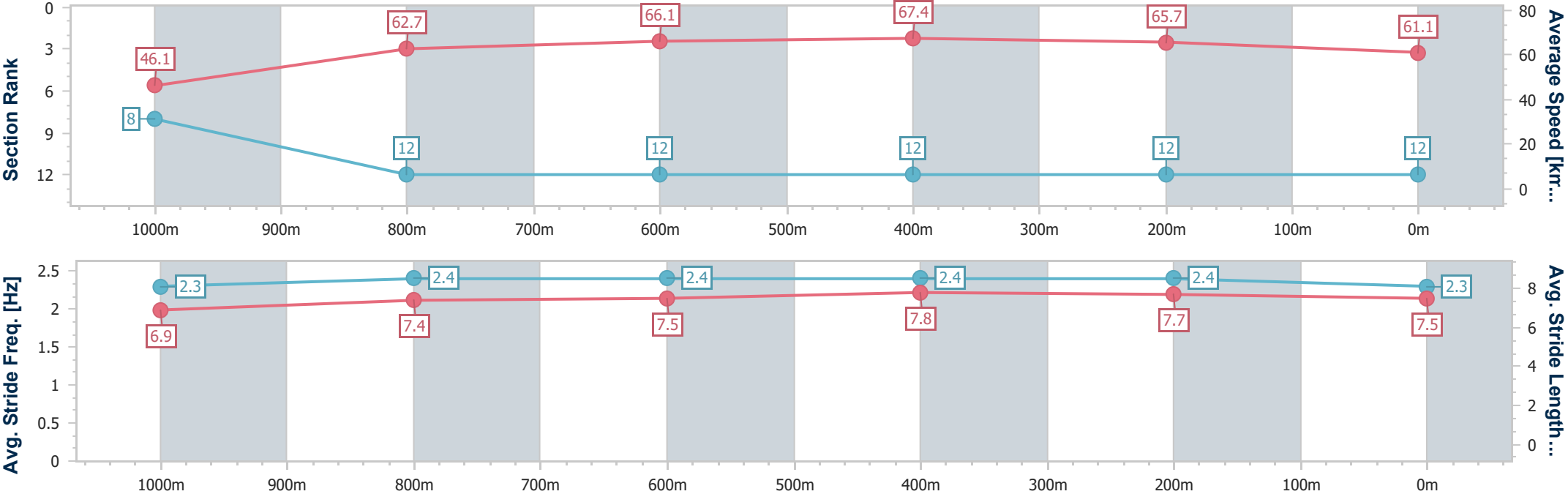
Horse/Jockey Name	Jetski
Final Rank	12
Fastest Section Time (Section)	0:07.82 (Overall)
Top Speed [km/h] (Section)	68.1 (600m)
Race State	Finished



Rockhampton QLD Professional
Race 4: CLARK RUBBER BENCHMARK 70 Handicap - 1100m
28 April 2024 - 14:31
Track Rating: Good 4, Weather: Fine, Rail Position: +2.5m



Section	Overall	1000m	800m	600m	400m	200m								
Section Times	1:03.89 [12] (0:07.82)	0:56.07 [8] (0:11.55)	0:44.52 [12] (0:11.06)	0:33.46 [12] (0:10.69)	0:22.77 [12] (0:10.97)	0:11.80 [12] (0:11.80)								
Average Speed [km/h]	46.1	62.7	66.1	67.4	65.7	61.1								
Top Speed [km/h]	60.9	65.6	67.1	68.1	67.6	64.9								
Avg. Dist. to Rail [m]	9.0	1.3	1.9	2.9	3.0	6.6								
Avg. Stride Freq. [Hz]	2.3	2.4	2.4	2.4	2.4	2.3								
Avg. Stride Length [m]	6.9	7.4	7.5	7.8	7.7	7.5								





Rockhampton QLD Professional
Race 5: REO HEAVY EQUIPMENT REPAIRS RATINGS BAND 0 - 55
Handicap - 1050m
28 April 2024 - 15:07



Track Rating: Good 4, Weather: Fine, Rail Position: +2.5m

Section		Overall				1000m	800m	600m	400m	200m	Last 600m		
Field Times		1:00.38				0:55.90	0:44.77	0:33.64	0:22.94	0:11.79	0:33.64		
		(0:04.48)				(0:11.13)	(0:11.13)	(0:10.70)	(0:11.15)	(0:11.79)			
Rank	TAB	Horse/Jockey	Barrier	Top Speed [km/h]	Fastest Section						Margin	Distance Travelled [m]	
1	7	STREET GOD	2	67.9	0:04.68	1:00.38 [1]	0:55.70 [7]	0:44.36 [6]	0:33.28 [4]	0:22.57 [3]	0:11.78 [2]	1:00.38	0:33.28
		Emily Lang		600m	Overall	(0:04.68)	(0:11.34)	(0:11.08)	(0:10.71)	(0:10.79)	(0:11.78)		
2	1	FIGHT IN THE DOG	7	69.6	0:04.76	1:00.83 [2]	0:56.07 [9]	0:44.40 [12]	0:33.21 [11]	0:22.46 [11]	0:11.51 [9]	2.65L	0:33.21 +4
		Tasha Chambers		800m	Overall	(0:04.76)	(0:11.67)	(0:11.19)	(0:10.75)	(0:10.95)	(0:11.51)		
3	6	SEIRYU	16	69.7	0:04.94	1:00.98 [3]	0:56.04 [11]	0:44.57 [11]	0:33.26 [12]	0:22.79 [7]	0:11.96 [4]	3.52L	0:33.26 +9
		Kyle Wilson-Taylor		600m	Overall	(0:04.94)	(0:11.47)	(0:11.31)	(0:10.47)	(0:10.83)	(0:11.96)		
4	3	PENMAN	3	68.8	0:04.53	1:01.07 [4]	0:56.54 [3]	0:45.45 [2]	0:34.33 [1]	0:23.63 [1]	0:12.48 [1]	4.03L	0:34.33 +0
		Justin Stanley		600m	Overall	(0:04.53)	(0:11.09)	(0:11.12)	(0:10.70)	(0:11.15)	(0:12.48)		
5	9	NOUVERRE FILLE	10	68.5	0:04.60	1:01.07 [5]	0:56.47 [5]	0:45.06 [5]	0:33.57 [9]	0:22.75 [10]	0:11.77 [8]	4.07L	0:33.57 +8
		Vlad Duric		600m	Overall	(0:04.60)	(0:11.41)	(0:11.49)	(0:10.82)	(0:10.98)	(0:11.77)		
6	4	AFROGINASOCK	4	69.8	0:04.65	1:01.10 [6]	0:56.45 [6]	0:44.84 [9]	0:33.50 [10]	0:22.71 [12]	0:11.86 [6]	4.24L	0:33.50 +0
		Georgina Cartwright		600m	Overall	(0:04.65)	(0:11.61)	(0:11.34)	(0:10.79)	(0:10.85)	(0:11.86)		
7	14	BALEXIA	8	68.4	0:04.48	1:01.13 [7]	0:56.65 [1]	0:45.52 [1]	0:34.12 [2]	0:23.38 [2]	0:12.25 [3]	4.4L	0:34.12 +8
		Brooke Johnson		1000m	Overall	(0:04.48)	(0:11.13)	(0:11.40)	(0:10.74)	(0:11.13)	(0:12.25)		
8	10	TOY BLAZE	17	68.2	0:04.57	1:01.33 [8]	0:56.76 [4]	0:45.54 [3]	0:34.18 [5]	0:23.44 [4]	0:12.30 [5]	5.61L	0:34.18 +8
		Tahlia Fenlon		600m	Overall	(0:04.57)	(0:11.22)	(0:11.36)	(0:10.74)	(0:11.14)	(0:12.30)		
9	12	GOLD REVOLUTION	11	69.2	0:04.73	1:01.84 [9]	0:57.11 [8]	0:45.59 [8]	0:34.36 [7]	0:23.69 [6]	0:12.58 [7]	8.57L	0:34.36 +9
		Andrew Mallyon		600m	Overall	(0:04.73)	(0:11.52)	(0:11.23)	(0:10.67)	(0:11.11)	(0:12.58)		
10	5	REGALO D'ORO	6	68.3	0:04.77	1:01.84 [10]	0:57.07 [10]	0:45.54 [10]	0:34.35 [8]	0:23.61 [9]	0:12.45 [11]	8.62L	0:34.35 +7
		Adam Spinks		600m	Overall	(0:04.77)	(0:11.53)	(0:11.19)	(0:10.74)	(0:11.16)	(0:12.45)		

Scratched: Miss Daurian (#16), Thunder Knob (#17), Mr Tangles (#2), Valentina Express (#13), Super Slick (#15)



Rockhampton QLD Professional
Race 5: REO HEAVY EQUIPMENT REPAIRS RATINGS BAND 0 - 55
Handicap - 1050m
28 April 2024 - 15:07



Track Rating: Good 4, Weather: Fine, Rail Position: +2.5m

Section						Overall	1000m	800m	600m	400m	200m	Last 600m		
Field Times						1:00.38 (0:04.48)	0:55.90 (0:11.13)	0:44.77 (0:11.13)	0:33.64 (0:10.70)	0:22.94 (0:11.15)	0:11.79 (0:11.79)	0:33.64		
Rank	TAB	Horse/Jockey	Barrier	Top Speed [km/h]	Fastest Section							Margin	Distance Travelled [m]	
11	8	BARRY'S GALAH	5	67.0	0:04.49	1:02.07 [11]	0:57.58 [2]	0:46.22 [4]	0:34.97 [3]	0:24.09 [5]	0:12.71 [10]	9.94L	0:34.97	+3
		Chris McIver		600m	Overall	(0:04.49)	(0:11.36)	(0:11.25)	(0:10.88)	(0:11.38)	(0:12.71)			
12	11	ELESPRIT MISS	12	67.5	0:04.95	1:08.54 [12]	1:03.59 [12]	0:52.35 [7]	0:41.27 [6]	0:30.34 [8]	0:17.91 [12]	47.97L	0:41.27	+1
		Bailey Wheeler		600m	Overall	(0:04.95)	(0:11.24)	(0:11.08)	(0:10.93)	(0:12.43)	(0:17.91)			

Scratched: Miss Daurian (#16), Thunder Knob (#17), Mr Tangles (#2), Valentina Express (#13), Super Slick (#15)



Horse/Jockey Name	Street God
Final Rank	1
Fastest Section Time (Section)	0:04.68 (Overall)
Top Speed [km/h] (Section)	67.9 (600m)
Race State	Finished

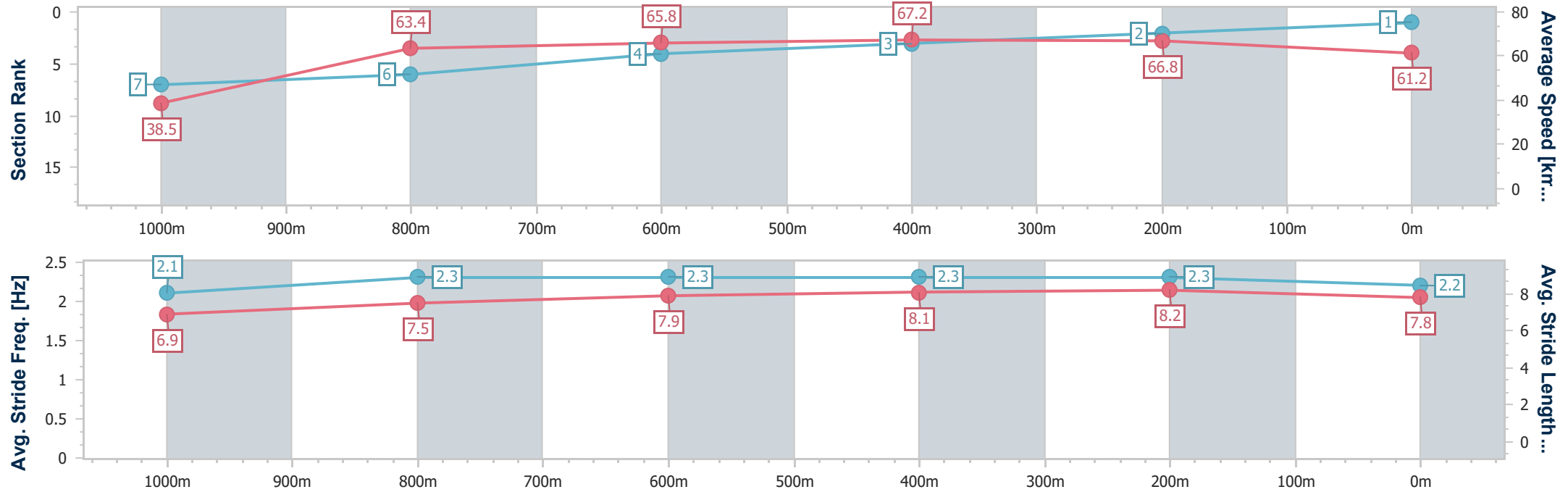


Rockhampton QLD Professional
Race 5: REO HEAVY EQUIPMENT REPAIRS RATINGS BAND 0 -
55 Handicap - 1050m
28 April 2024 - 15:07



Track Rating: Good 4, Weather: Fine, Rail Position: +2.5m

Section	Overall	1000m	800m	600m	400m	200m								
Section Times	1:00.38 [1] (0:04.68)	0:55.70 [7] (0:11.34)	0:44.36 [6] (0:11.08)	0:33.28 [4] (0:10.71)	0:22.57 [3] (0:10.79)	0:11.78 [2] (0:11.78)								
Average Speed [km/h]	38.5	63.4	65.8	67.2	66.8	61.2								
Top Speed [km/h]	54.1	65.7	66.6	67.9	67.8	65.6								
Avg. Dist. to Rail [m]	0.7	0.5	1.5	2.0	1.3	1.5								
Avg. Stride Freq. [Hz]	2.1	2.3	2.3	2.3	2.3	2.2								
Avg. Stride Length [m]	6.9	7.5	7.9	8.1	8.2	7.8								





Horse/Jockey Name	Fight In The Dog
Final Rank	2
Fastest Section Time (Section)	0:04.76 (Overall)
Top Speed [km/h] (Section)	69.6 (800m)
Race State	Finished

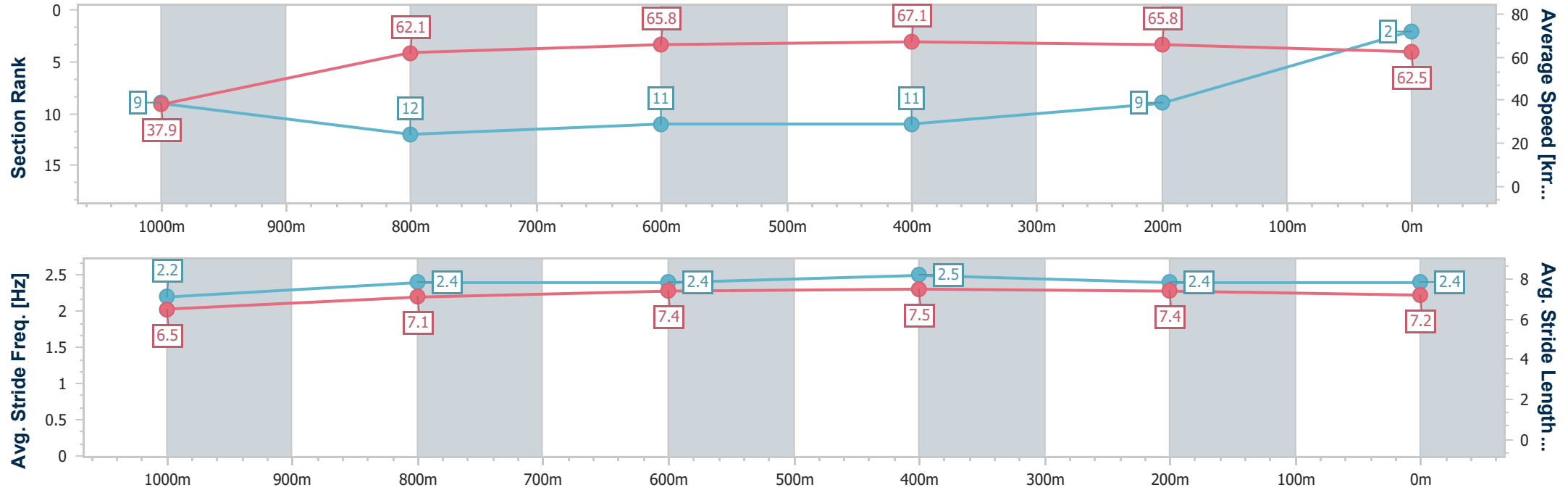


Rockhampton QLD Professional
Race 5: REO HEAVY EQUIPMENT REPAIRS RATINGS BAND 0 -
55 Handicap - 1050m
28 April 2024 - 15:07



Track Rating: Good 4, Weather: Fine, Rail Position: +2.5m

Section	Overall	1000m	800m	600m	400m	200m							
Section Times	1:00.83 [2] (0:04.76)	0:56.07 [9] (0:11.67)	0:44.40 [12] (0:11.19)	0:33.21 [11] (0:10.75)	0:22.46 [11] (0:10.95)	0:11.51 [9] (0:11.51)							
Average Speed [km/h]	37.9	62.1	65.8	67.1	65.8	62.5							
Top Speed [km/h]	52.1	66.0	69.6	68.6	66.9	66.8							
Avg. Dist. to Rail [m]	5.3	1.9	2.8	4.0	3.6	3.0							
Avg. Stride Freq. [Hz]	2.2	2.4	2.4	2.5	2.4	2.4							
Avg. Stride Length [m]	6.5	7.1	7.4	7.5	7.4	7.2							





Horse/Jockey Name	Seiryu
Final Rank	3
Fastest Section Time (Section)	0:04.94 (Overall)
Top Speed [km/h] (Section)	69.7 (600m)
Race State	Finished

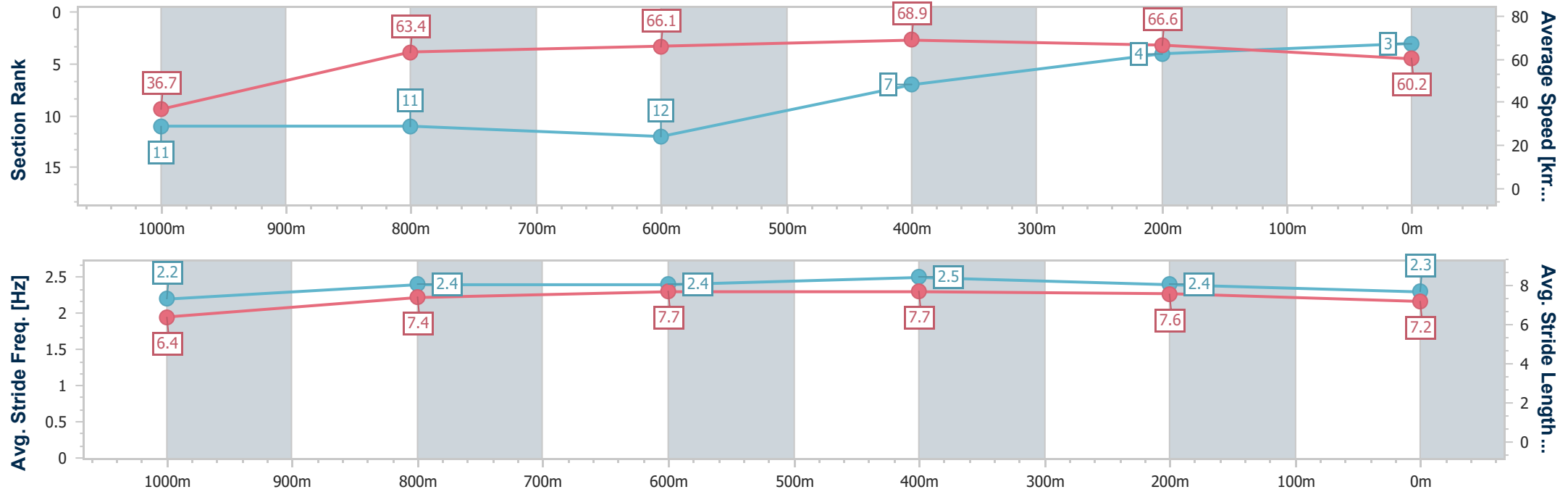


Rockhampton QLD Professional
Race 5: REO HEAVY EQUIPMENT REPAIRS RATINGS BAND 0 -
55 Handicap - 1050m
28 April 2024 - 15:07



Track Rating: Good 4, Weather: Fine, Rail Position: +2.5m

Section	Overall	1000m	800m	600m	400m	200m								
Section Times	1:00.98 [3] (0:04.94)	0:56.04 [11] (0:11.47)	0:44.57 [11] (0:11.31)	0:33.26 [12] (0:10.47)	0:22.79 [7] (0:10.83)	0:11.96 [4] (0:11.96)								
Average Speed [km/h]	36.7	63.4	66.1	68.9	66.6	60.2								
Top Speed [km/h]	53.8	65.5	66.9	69.7	68.8	64.1								
Avg. Dist. to Rail [m]	10.1	3.1	4.5	7.3	9.8	9.7								
Avg. Stride Freq. [Hz]	2.2	2.4	2.4	2.5	2.4	2.3								
Avg. Stride Length [m]	6.4	7.4	7.7	7.7	7.6	7.2								





Horse/Jockey Name	Penman
Final Rank	4
Fastest Section Time (Section)	0:04.53 (Overall)
Top Speed [km/h] (Section)	68.8 (600m)
Race State	Finished

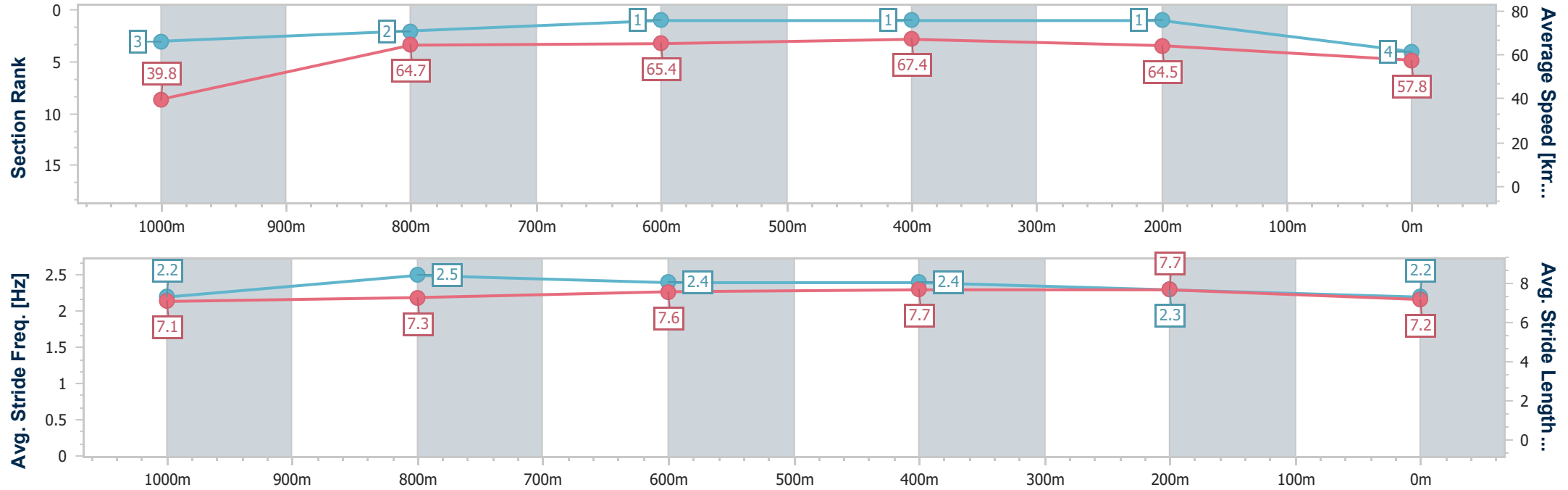


Rockhampton QLD Professional
Race 5: REO HEAVY EQUIPMENT REPAIRS RATINGS BAND 0 -
55 Handicap - 1050m
28 April 2024 - 15:07



Track Rating: Good 4, Weather: Fine, Rail Position: +2.5m

Section	Overall	1000m	800m	600m	400m	200m								
Section Times	1:01.07 [4] (0:04.53)	0:56.54 [3] (0:11.09)	0:45.45 [2] (0:11.12)	0:34.33 [1] (0:10.70)	0:23.63 [1] (0:11.15)	0:12.48 [1] (0:12.48)								
Average Speed [km/h]	39.8	64.7	65.4	67.4	64.5	57.8								
Top Speed [km/h]	56.8	66.8	66.3	68.8	66.9	62.3								
Avg. Dist. to Rail [m]	1.7	0.5	1.2	1.9	2.9	4.7								
Avg. Stride Freq. [Hz]	2.2	2.5	2.4	2.4	2.3	2.2								
Avg. Stride Length [m]	7.1	7.3	7.6	7.7	7.7	7.2								





Horse/Jockey Name	Nouverre Fille
Final Rank	5
Fastest Section Time (Section)	0:04.60 (Overall)
Top Speed [km/h] (Section)	68.5 (600m)
Race State	Finished



Rockhampton QLD Professional

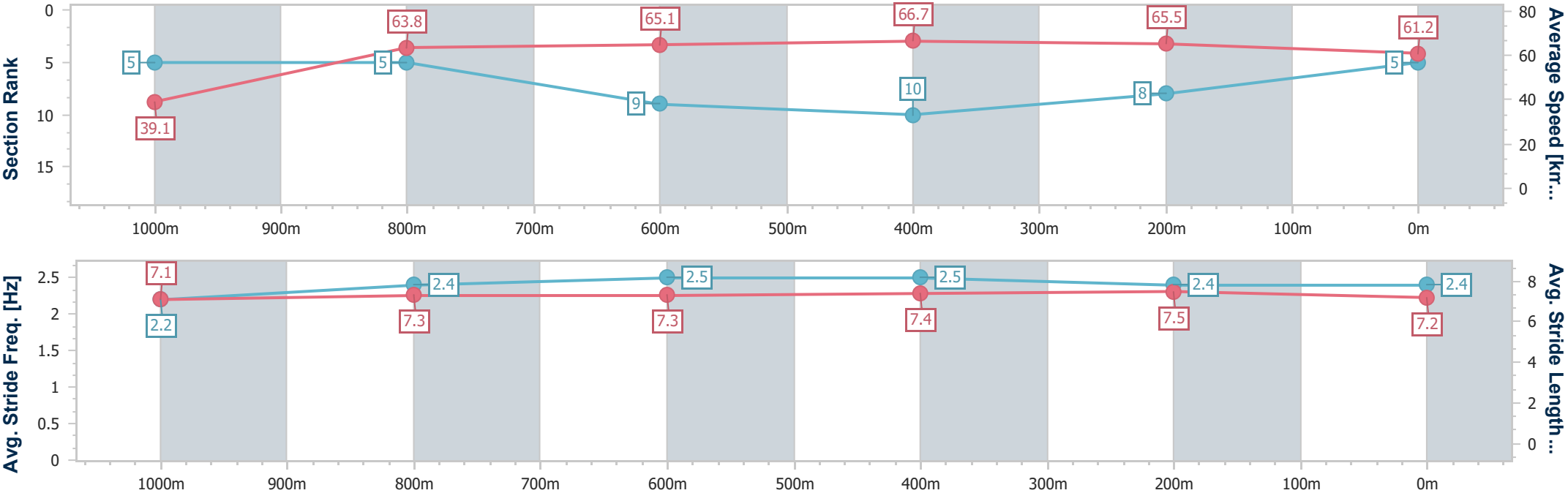
Race 5: REO HEAVY EQUIPMENT REPAIRS RATINGS BAND 0 - 55 Handicap - 1050m

28 April 2024 - 15:07

Track Rating: Good 4, Weather: Fine, Rail Position: +2.5m

Callaghan Park
ROCKHAMPTON JOCKEY CLUB

Section	Overall	1000m	800m	600m	400m	200m							
Section Times	1:01.07 [5] (0:04.60)	0:56.47 [5] (0:11.41)	0:45.06 [5] (0:11.49)	0:33.57 [9] (0:10.82)	0:22.75 [10] (0:10.98)	0:11.77 [8]							
Average Speed [km/h]	39.1	63.8	65.1	66.7	65.5	61.2							
Top Speed [km/h]	56.3	66.1	66.5	68.5	66.8	65.2							
Avg. Dist. to Rail [m]	7.7	2.6	4.5	3.8	3.5	3.9							
Avg. Stride Freq. [Hz]	2.2	2.4	2.5	2.5	2.4	2.4							
Avg. Stride Length [m]	7.1	7.3	7.3	7.4	7.5	7.2							



- [] Ranking at each section and finish
- .-.- No data available at this section
- NA No data available



Horse/Jockey Name	Afroginasock
Final Rank	6
Fastest Section Time (Section)	0:04.65 (Overall)
Top Speed [km/h] (Section)	69.8 (600m)
Race State	Finished

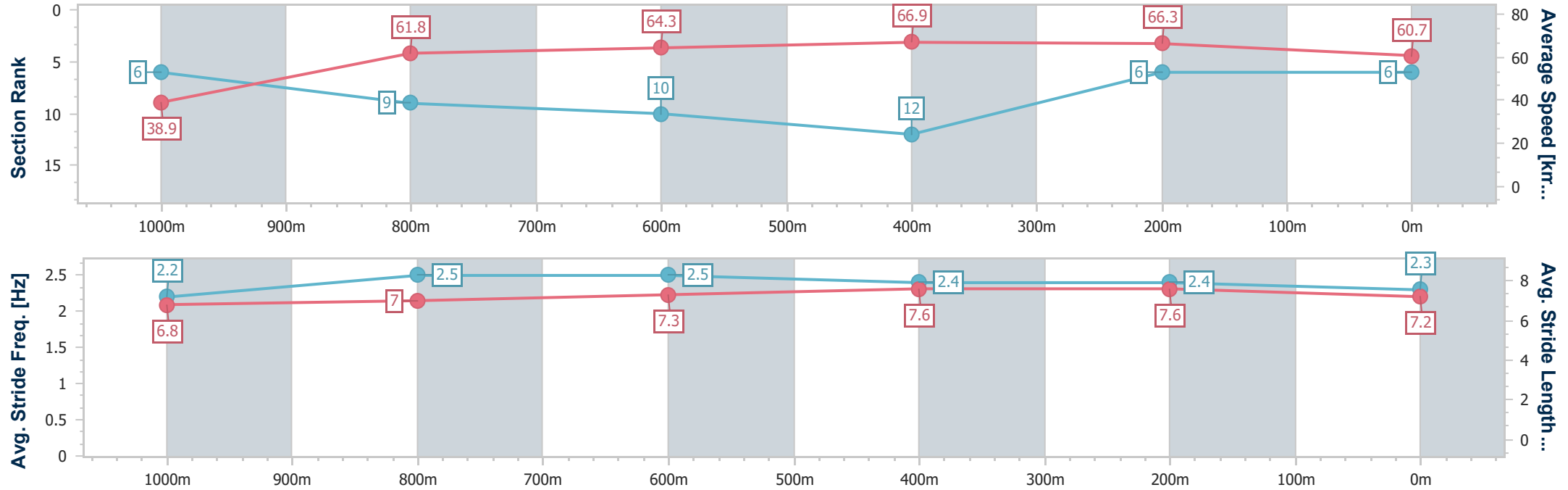


Rockhampton QLD Professional
Race 5: REO HEAVY EQUIPMENT REPAIRS RATINGS BAND 0 -
55 Handicap - 1050m
28 April 2024 - 15:07



Track Rating: Good 4, Weather: Fine, Rail Position: +2.5m

Section	Overall	1000m	800m	600m	400m	200m								
Section Times	1:01.10 [6] (0:04.65)	0:56.45 [6] (0:11.61)	0:44.84 [9] (0:11.34)	0:33.50 [10] (0:10.79)	0:22.71 [12] (0:10.85)	0:11.86 [6] (0:11.86)								
Average Speed [km/h]	38.9	61.8	64.3	66.9	66.3	60.7								
Top Speed [km/h]	54.7	64.2	65.1	69.8	67.9	65.1								
Avg. Dist. to Rail [m]	2.4	0.5	1.4	3.3	4.2	5.4								
Avg. Stride Freq. [Hz]	2.2	2.5	2.5	2.4	2.4	2.3								
Avg. Stride Length [m]	6.8	7.0	7.3	7.6	7.6	7.2								





Horse/Jockey Name	Balexia
Final Rank	7
Fastest Section Time (Section)	0:04.48 (Overall)
Top Speed [km/h] (Section)	68.4 (1000m)
Race State	Finished

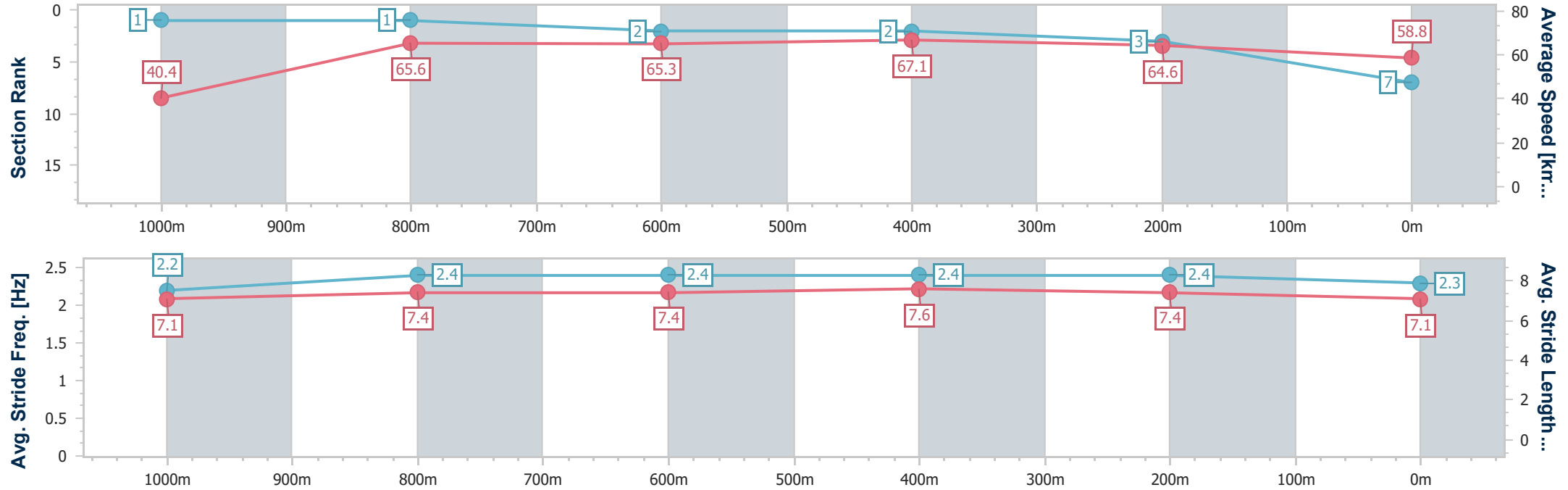


Rockhampton QLD Professional
Race 5: REO HEAVY EQUIPMENT REPAIRS RATINGS BAND 0 -
55 Handicap - 1050m
28 April 2024 - 15:07



Track Rating: Good 4, Weather: Fine, Rail Position: +2.5m

Section	Overall	1000m	800m	600m	400m	200m								
Section Times	1:01.13 [7] (0:04.48)	0:56.65 [1] (0:11.13)	0:45.52 [1] (0:11.40)	0:34.12 [2] (0:10.74)	0:23.38 [2] (0:11.13)	0:12.25 [3] (0:12.25)								
Average Speed [km/h]	40.4	65.6	65.3	67.1	64.6	58.8								
Top Speed [km/h]	57.0	68.4	66.4	68.3	66.5	62.9								
Avg. Dist. to Rail [m]	6.1	2.9	3.9	3.3	5.0	6.7								
Avg. Stride Freq. [Hz]	2.2	2.4	2.4	2.4	2.4	2.3								
Avg. Stride Length [m]	7.1	7.4	7.4	7.6	7.4	7.1								





Horse/Jockey Name	Toy Blaze
Final Rank	8
Fastest Section Time (Section)	0:04.57 (Overall)
Top Speed [km/h] (Section)	68.2 (600m)
Race State	Finished

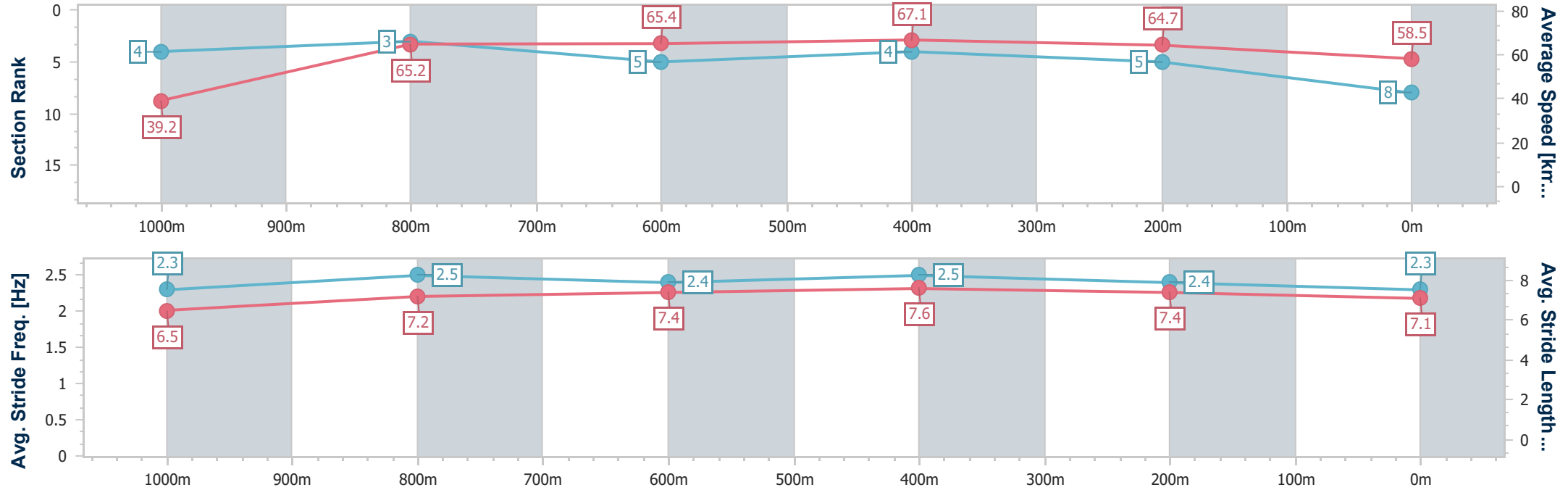


Rockhampton QLD Professional
Race 5: REO HEAVY EQUIPMENT REPAIRS RATINGS BAND 0 -
55 Handicap - 1050m
28 April 2024 - 15:07



Track Rating: Good 4, Weather: Fine, Rail Position: +2.5m

Section	Overall	1000m	800m	600m	400m	200m								
Section Times	1:01.33 [8] (0:04.57)	0:56.76 [4] (0:11.22)	0:45.54 [3] (0:11.36)	0:34.18 [5] (0:10.74)	0:23.44 [4] (0:11.14)	0:12.30 [5] (0:12.30)								
Average Speed [km/h]	39.2	65.2	65.4	67.1	64.7	58.5								
Top Speed [km/h]	56.7	67.8	67.3	68.2	66.9	62.2								
Avg. Dist. to Rail [m]	11.6	4.4	3.7	3.6	5.6	7.7								
Avg. Stride Freq. [Hz]	2.3	2.5	2.4	2.5	2.4	2.3								
Avg. Stride Length [m]	6.5	7.2	7.4	7.6	7.4	7.1								





Horse/Jockey Name	Gold Revolution
Final Rank	9
Fastest Section Time (Section)	0:04.73 (Overall)
Top Speed [km/h] (Section)	69.2 (600m)
Race State	Finished



Rockhampton QLD Professional

Race 5: REO HEAVY EQUIPMENT REPAIRS RATINGS BAND 0 - 55 Handicap - 1050m

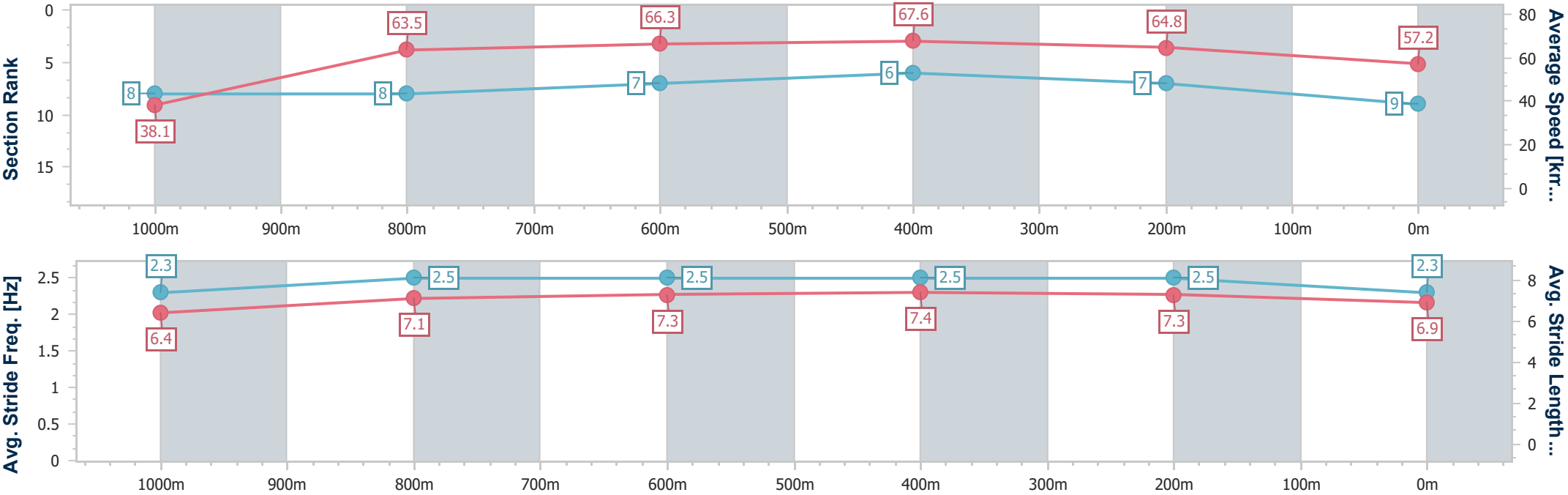
28 April 2024 - 15:07

Track Rating: Good 4, Weather: Fine, Rail Position: +2.5m

Callaghan Park

ROCKHAMPTON JOCKEY CLUB

Section	Overall	1000m	800m	600m	400m	200m								
Section Times	1:01.84 [9] (0:04.73)	0:57.11 [8] (0:11.52)	0:45.59 [8] (0:11.23)	0:34.36 [7] (0:10.67)	0:23.69 [6] (0:11.11)	0:12.58 [7] (0:12.58)								
Average Speed [km/h]	38.1	63.5	66.3	67.6	64.8	57.2								
Top Speed [km/h]	55.4	65.9	67.2	69.2	67.3	61.8								
Avg. Dist. to Rail [m]	8.4	4.1	4.0	5.6	7.1	9.6								
Avg. Stride Freq. [Hz]	2.3	2.5	2.5	2.5	2.5	2.3								
Avg. Stride Length [m]	6.4	7.1	7.3	7.4	7.3	6.9								



- [] Ranking at each section and finish
- .-.- No data available at this section
- NA No data available



Horse/Jockey Name	Regalo D'oro
Final Rank	10
Fastest Section Time (Section)	0:04.77 (Overall)
Top Speed [km/h] (Section)	68.3 (600m)
Race State	Finished

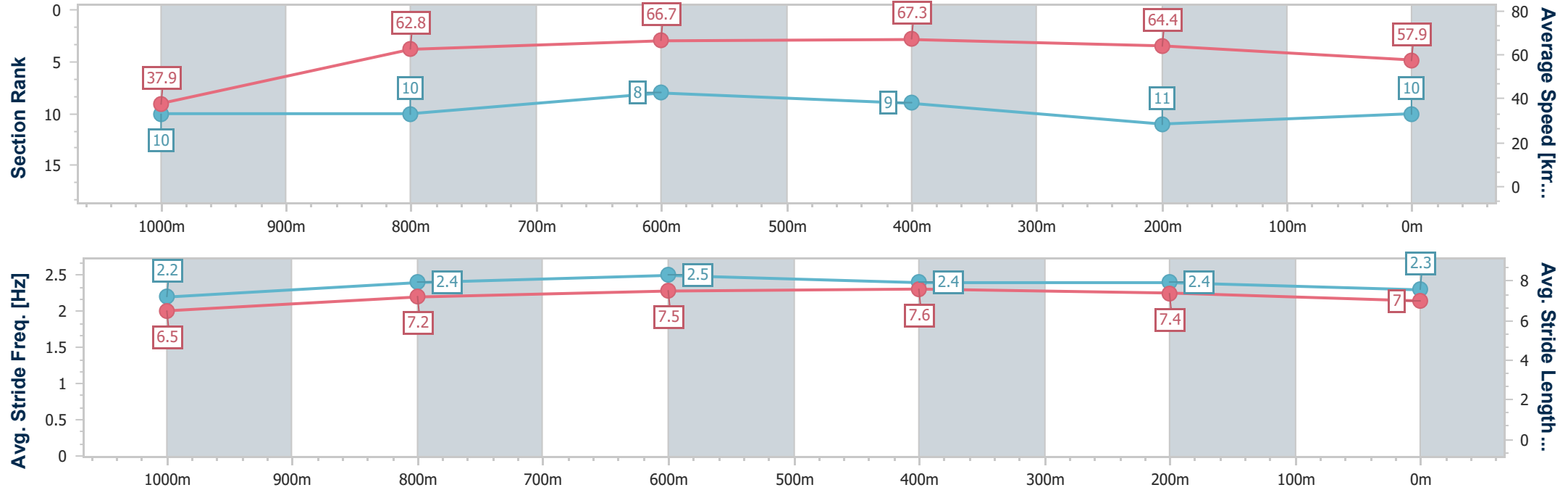


Rockhampton QLD Professional
Race 5: REO HEAVY EQUIPMENT REPAIRS RATINGS BAND 0 -
55 Handicap - 1050m
28 April 2024 - 15:07



Track Rating: Good 4, Weather: Fine, Rail Position: +2.5m

Section	Overall	1000m	800m	600m	400m	200m								
Section Times	1:01.84 [10] (0:04.77)	0:57.07 [10] (0:11.53)	0:45.54 [10] (0:11.19)	0:34.35 [8] (0:10.74)	0:23.61 [9] (0:11.16)	0:12.45 [11] (0:12.45)								
Average Speed [km/h]	37.9	62.8	66.7	67.3	64.4	57.9								
Top Speed [km/h]	55.6	66.2	67.6	68.3	66.9	63.1								
Avg. Dist. to Rail [m]	4.8	1.5	4.4	4.8	5.6	6.9								
Avg. Stride Freq. [Hz]	2.2	2.4	2.5	2.4	2.4	2.3								
Avg. Stride Length [m]	6.5	7.2	7.5	7.6	7.4	7.0								





Horse/Jockey Name	Barry's Galah
Final Rank	11
Fastest Section Time (Section)	0:04.49 (Overall)
Top Speed [km/h] (Section)	67.0 (600m)
Race State	Finished

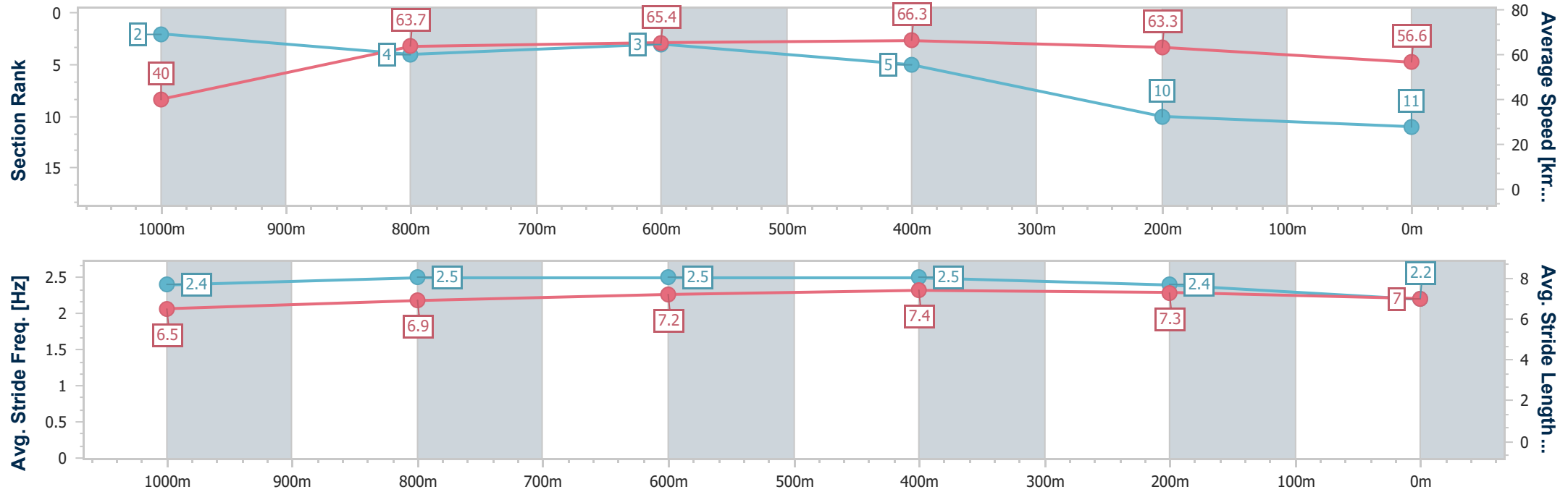


Rockhampton QLD Professional
Race 5: REO HEAVY EQUIPMENT REPAIRS RATINGS BAND 0 -
55 Handicap - 1050m
28 April 2024 - 15:07



Track Rating: Good 4, Weather: Fine, Rail Position: +2.5m

Section	Overall	1000m	800m	600m	400m	200m								
Section Times	1:02.07 [11] (0:04.49)	0:57.58 [2] (0:11.36)	0:46.22 [4] (0:11.25)	0:34.97 [3] (0:10.88)	0:24.09 [5] (0:11.38)	0:12.71 [10] (0:12.71)								
Average Speed [km/h]	40.0	63.7	65.4	66.3	63.3	56.6								
Top Speed [km/h]	55.8	65.0	66.5	67.0	64.5	61.8								
Avg. Dist. to Rail [m]	3.5	1.2	2.6	2.8	3.8	4.0								
Avg. Stride Freq. [Hz]	2.4	2.5	2.5	2.5	2.4	2.2								
Avg. Stride Length [m]	6.5	6.9	7.2	7.4	7.3	7.0								





Horse/Jockey Name	Elesprit Miss
Final Rank	12
Fastest Section Time (Section)	0:04.95 (Overall)
Top Speed [km/h] (Section)	67.5 (600m)
Race State	Finished

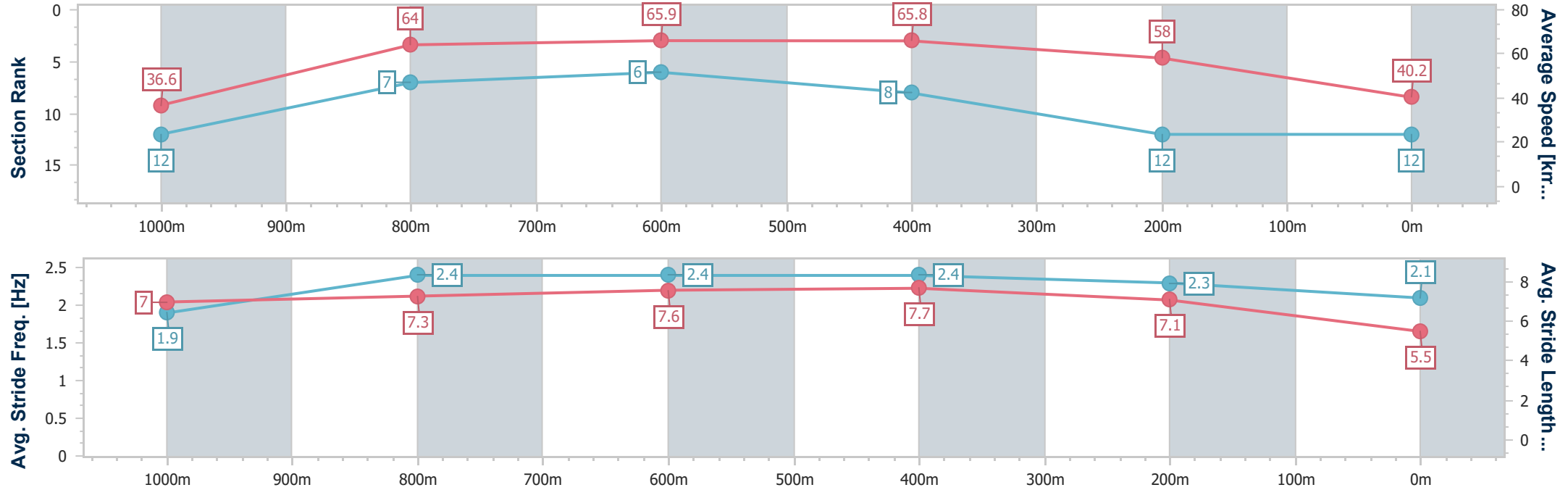


Rockhampton QLD Professional
Race 5: REO HEAVY EQUIPMENT REPAIRS RATINGS BAND 0 -
55 Handicap - 1050m
28 April 2024 - 15:07



Track Rating: Good 4, Weather: Fine, Rail Position: +2.5m

Section	Overall	1000m	800m	600m	400m	200m							
Section Times	1:08.54 [12] (0:04.95)	1:03.59 [12] (0:11.24)	0:52.35 [7] (0:11.08)	0:41.27 [6] (0:10.93)	0:30.34 [8] (0:12.43)	0:17.91 [12] (0:17.91)							
Average Speed [km/h]	36.6	64.0	65.9	65.8	58.0	40.2							
Top Speed [km/h]	53.3	66.3	67.1	67.5	62.4	51.9							
Avg. Dist. to Rail [m]	9.2	1.4	1.7	2.2	2.7	3.7							
Avg. Stride Freq. [Hz]	1.9	2.4	2.4	2.4	2.3	2.1							
Avg. Stride Length [m]	7.0	7.3	7.6	7.7	7.1	5.5							





Rockhampton QLD Professional

Race 6: PARADISE LAGOONS 2024 THE FITZROY OPEN - 1300m

28 April 2024 - 15:44



Track Rating: Good 4, Weather: Fine, Rail Position: +2.5m

Section		Overall				1200m	1000m	800m	600m	400m	Last 600m	
Field Times		1:15.41				1:07.95	0:56.81	0:45.81	0:34.42	0:23.56	0:34.42	
		(0:07.46)				(0:11.14)	(0:11.00)	(0:11.39)	(0:10.86)	(0:11.21)		
Rank	TAB	Horse/Jockey	Barrier	Top Speed [km/h]	Fastest Section							Distance Travelled [m]
1	6	SIR WARWICK	2	67.1	0:07.46	1:15.41 [1]	1:07.95 [1]	0:56.81 [1]	0:45.81 [1]	0:34.42 [1]	0:23.56 [1]	0:34.42
		Michael Rodd		600m	Overall	(0:07.46)	(0:11.14)	(0:11.00)	(0:11.39)	(0:10.86)	(0:11.21)	
2	18	FINE SHOT	14	69.9	0:08.23	1:15.67 [2]	1:07.44 [9]	0:55.85 [8]	0:44.66 [9]	0:33.37 [9]	0:22.76 [7]	0:33.37 +3
		Emily Lang		600m	Overall	(0:08.23)	(0:11.59)	(0:11.19)	(0:11.29)	(0:10.61)	(0:10.86)	
3	1	KANAZAWA	6	67.9	0:07.74	1:15.85 [3]	1:08.11 [4]	0:56.69 [4]	0:45.48 [4]	0:34.19 [4]	0:23.37 [4]	0:34.19 +0
		Tommy Berry		600m	Overall	(0:07.74)	(0:11.42)	(0:11.21)	(0:11.29)	(0:10.82)	(0:11.12)	
4	13	HONKYTONK DIVA	10	67.5	0:07.71	1:16.05 [4]	1:08.34 [3]	0:57.23 [2]	0:46.02 [2]	0:34.69 [3]	0:23.80 [3]	0:34.69 +1
		Justin Stanley		600m	Overall	(0:07.71)	(0:11.11)	(0:11.21)	(0:11.33)	(0:10.89)	(0:11.21)	
5	19	BOLD HUNTER	1	67.5	0:07.69	1:16.07 [5]	1:08.38 [2]	0:57.15 [3]	0:46.04 [3]	0:34.80 [2]	0:23.97 [2]	0:34.80 -1
		Adam Spinks		600m	Overall	(0:07.69)	(0:11.23)	(0:11.11)	(0:11.24)	(0:10.83)	(0:11.36)	
6	8	O'MUDGEE	4	67.7	0:07.92	1:16.12 [6]	1:08.20 [6]	0:56.77 [6]	0:45.55 [6]	0:34.28 [6]	0:23.43 [5]	0:34.28 -1
		Georgina Cartwright		600m	Overall	(0:07.92)	(0:11.43)	(0:11.22)	(0:11.27)	(0:10.85)	(0:11.17)	
7	7	BRAD	5	68.8	0:08.09	1:16.44 [7]	1:08.35 [8]	0:56.92 [7]	0:45.67 [7]	0:34.26 [7]	0:23.52 [8]	0:34.26 +2
		Bailey Wheeler		600m	Overall	(0:08.09)	(0:11.43)	(0:11.25)	(0:11.41)	(0:10.74)	(0:11.08)	
8	15	SAVOURY	18	69.2	0:08.36	1:16.58 [8]	1:08.22 [10]	0:56.52 [11]	0:45.31 [10]	0:34.08 [10]	0:23.34 [10]	0:34.08 +4
		Tyler Schiller		400m	Overall	(0:08.36)	(0:11.70)	(0:11.21)	(0:11.23)	(0:10.74)	(0:10.99)	
9	17	SUCH A WHIT	9	66.6	0:08.60	1:16.75 [9]	1:08.15 [11]	0:56.80 [10]	0:45.74 [8]	0:34.54 [8]	0:23.54 [9]	0:34.54 -1
		Brooke Johnson		600m	Overall	(0:08.60)	(0:11.35)	(0:11.06)	(0:11.20)	(0:11.00)	(0:11.26)	
10	3	ISIS CARMELLA	8	66.4	0:07.79	1:17.01 [10]	1:09.22 [5]	0:57.73 [5]	0:46.58 [5]	0:35.21 [5]	0:24.17 [6]	0:35.21 +3
		Vlad Duric		800m	Overall	(0:07.79)	(0:11.49)	(0:11.15)	(0:11.37)	(0:11.04)	(0:11.53)	

Scratched: Hollywood North (#5), Our Magnus (#9), Shamedy (#16), Hard Reyva (#4), Courtesy Bus (#10), Doubting Eye (#11), Tiger Legend (#2), Media Empire (#14)



Rockhampton QLD Professional

Race 6: PARADISE LAGOONS 2024 THE FITZROY OPEN - 1300m

28 April 2024 - 15:44



Track Rating: Good 4, Weather: Fine, Rail Position: +2.5m

Section						Overall	1200m	1000m	800m	600m	400m	Last 600m	
Field Times						1:15.41 (0:07.46)	1:07.95 (0:11.14)	0:56.81 (0:11.00)	0:45.81 (0:11.39)	0:34.42 (0:10.86)	0:23.56 (0:11.21)	0:34.42	
Rank	TAB	Horse/Jockey	Barrier	Top Speed [km/h]	Fastest Section								Distance Travelled [m]
11	12	EXETER	16	66.8	0:07.99	1:17.33 [11]	1:09.34 [7]	0:57.38 [9]	0:45.94 [11]	0:34.58 [11]	0:23.61 [11]	0:34.58	+4
		Tahlia Fenlon		600m	Overall	(0:07.99)	(0:11.96)	(0:11.44)	(0:11.36)	(0:10.97)	(0:11.14)		

Scratched: Hollywood North (#5), Our Magnus (#9), Shamedy (#16), Hard Reyva (#4), Courtesy Bus (#10), Doubting Eye (#11), Tiger Legend (#2), Media Empire (#14)



Rockhampton QLD Professional

Race 6: PARADISE LAGOONS 2024 THE FITZROY OPEN - 1300m

28 April 2024 - 15:44



Track Rating: Good 4, Weather: Fine, Rail Position: +2.5m

Section		Field Times		200m		Last 600m			
				0:12.35 (0:12.35)		0:34.42			
Rank	TAB	Horse/Jockey	Barrier	Top Speed [km/h]	Fastest Section	Margin			Distance Travelled [m]
1	6	SIR WARWICK	2	67.1	0:07.46	0:12.35 [1]	1:15.41	0:34.42	
		Michael Rodd		600m	Overall	(0:12.35)			
2	18	FINE SHOT	14	69.9	0:08.23	0:11.90 [5]	1.5L	0:33.37	+3
		Emily Lang		600m	Overall	(0:11.90)			
3	1	KANAZAWA	6	67.9	0:07.74	0:12.25 [4]	2.57L	0:34.19	+0
		Tommy Berry		600m	Overall	(0:12.25)			
4	13	HONKYTONK DIVA	10	67.5	0:07.71	0:12.59 [2]	3.76L	0:34.69	+1
		Justin Stanley		600m	Overall	(0:12.59)			
5	19	BOLD HUNTER	1	67.5	0:07.69	0:12.61 [2]	3.87L	0:34.80	-1
		Adam Spinks		600m	Overall	(0:12.61)			
6	8	O'MUDGEE	4	67.7	0:07.92	0:12.26 [6]	4.14L	0:34.28	-1
		Georgina Cartwright		600m	Overall	(0:12.26)			
7	7	BRAD	5	68.8	0:08.09	0:12.44 [7]	6.07L	0:34.26	+2
		Bailey Wheeler		600m	Overall	(0:12.44)			
8	15	SAVOURY	18	69.2	0:08.36	0:12.35 [8]	6.84L	0:34.08	+4
		Tyler Schiller		400m	Overall	(0:12.35)			
9	17	SUCH A WHIT	9	66.6	0:08.60	0:12.28 [10]	7.9L	0:34.54	-1
		Brooke Johnson		600m	Overall	(0:12.28)			
10	3	ISIS CARMELLA	8	66.4	0:07.79	0:12.64 [9]	9.38L	0:35.21	+3
		Vlad Duric		800m	Overall	(0:12.64)			

Scratched: Hollywood North (#5), Our Magnus (#9), Shamedy (#16), Hard Reyva (#4), Courtesy Bus (#10), Doubting Eye (#11), Tiger Legend (#2), Media Empire (#14)



Rockhampton QLD Professional

Race 6: PARADISE LAGOONS 2024 THE FITZROY OPEN - 1300m

28 April 2024 - 15:44



Track Rating: Good 4, Weather: Fine, Rail Position: +2.5m

Section						200m	Last 600m		
Field Times						0:12.35 (0:12.35)	0:34.42		
Rank	TAB	Horse/Jockey	Barrier	Top Speed [km/h]	Fastest Section	Margin			
11	12	EXETER	16	66.8	0:07.99	0:12.47 [11]	11.27L	0:34.58	+4
		Tahlia Fenlon		600m	Overall	(0:12.47)			

Scratched: Hollywood North (#5), Our Magnus (#9), Shamedy (#16), Hard Reyva (#4), Courtesy Bus (#10), Doubting Eye (#11), Tiger Legend (#2), Media Empire (#14)



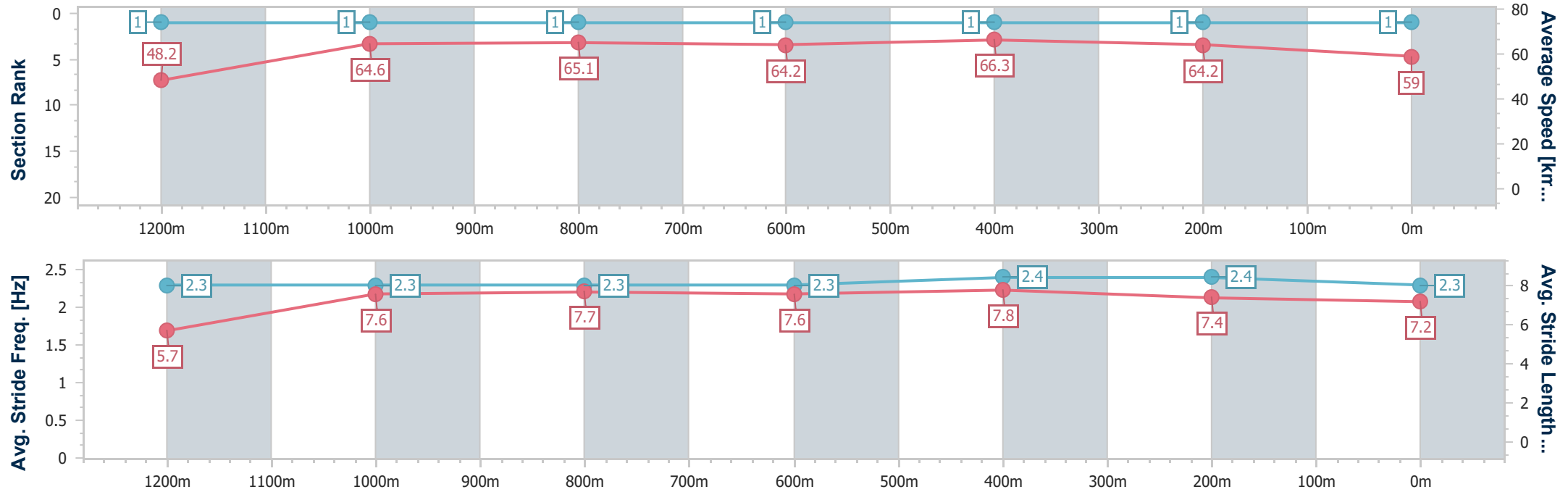
Horse/Jockey Name	Sir Warwick
Final Rank	1
Fastest Section Time (Section)	0:07.46 (Overall)
Top Speed [km/h] (Section)	67.1 (600m)
Race State	Finished



Rockhampton QLD Professional
Race 6: PARADISE LAGOONS 2024 THE FITZROY OPEN -
1300m
28 April 2024 - 15:44
Track Rating: Good 4, Weather: Fine, Rail Position: +2.5m



Section	Overall	1200m	1000m	800m	600m	400m	200m						
Section Times	1:15.41 [1] (0:07.46)	1:07.95 [1] (0:11.14)	0:56.81 [1] (0:11.00)	0:45.81 [1] (0:11.39)	0:34.42 [1] (0:10.86)	0:23.56 [1] (0:11.21)	0:12.35 [1] (0:12.35)						
Average Speed [km/h]	48.2	64.6	65.1	64.2	66.3	64.2	59.0						
Top Speed [km/h]	62.6	65.7	66.0	65.3	67.1	66.2	63.0						
Avg. Dist. to Rail [m]	4.1	1.0	1.4	2.1	2.3	1.1	1.9						
Avg. Stride Freq. [Hz]	2.3	2.3	2.3	2.3	2.4	2.4	2.3						
Avg. Stride Length [m]	5.7	7.6	7.7	7.6	7.8	7.4	7.2						





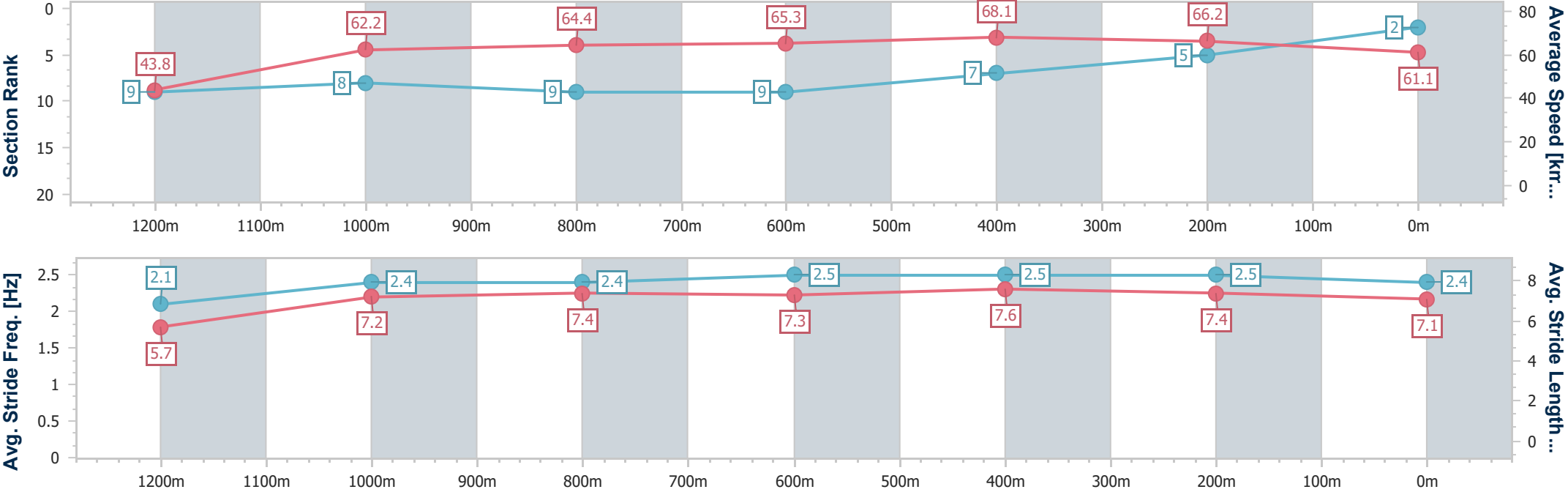
Horse/Jockey Name	Fine Shot
Final Rank	2
Fastest Section Time (Section)	0:08.23 (Overall)
Top Speed [km/h] (Section)	69.9 (600m)
Race State	Finished



Rockhampton QLD Professional
Race 6: PARADISE LAGOONS 2024 THE FITZROY OPEN - 1300m
28 April 2024 - 15:44
Track Rating: Good 4, Weather: Fine, Rail Position: +2.5m



Section	Overall	1200m	1000m	800m	600m	400m	200m						
Section Times	1:15.67 [2] (0:08.23)	1:07.44 [9] (0:11.59)	0:55.85 [8] (0:11.19)	0:44.66 [9] (0:11.29)	0:33.37 [9] (0:10.61)	0:22.76 [7] (0:10.86)	0:11.90 [5] (0:11.90)						
Average Speed [km/h]	43.8	62.2	64.4	65.3	68.1	66.2	61.1						
Top Speed [km/h]	61.6	63.3	66.5	67.3	69.9	68.6	63.2						
Avg. Dist. to Rail [m]	8.3	0.7	0.2	2.8	5.2	5.8	8.0						
Avg. Stride Freq. [Hz]	2.1	2.4	2.4	2.5	2.5	2.5	2.4						
Avg. Stride Length [m]	5.7	7.2	7.4	7.3	7.6	7.4	7.1						





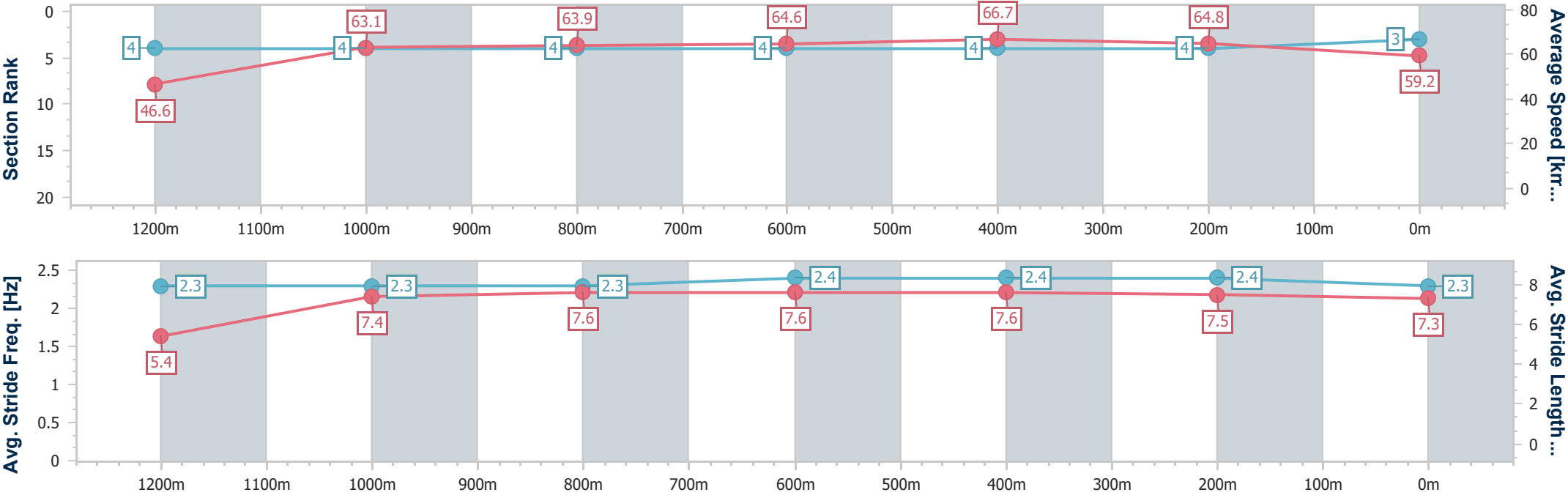
Horse/Jockey Name	Kanazawa
Final Rank	3
Fastest Section Time (Section)	0:07.74 (Overall)
Top Speed [km/h] (Section)	67.9 (600m)
Race State	Finished



Rockhampton QLD Professional
Race 6: PARADISE LAGOONS 2024 THE FITZROY OPEN -
1300m
28 April 2024 - 15:44
Track Rating: Good 4, Weather: Fine, Rail Position: +2.5m



Section	Overall	1200m	1000m	800m	600m	400m	200m						
Section Times	1:15.85 [3] (0:07.74)	1:08.11 [4] (0:11.42)	0:56.69 [4] (0:11.21)	0:45.48 [4] (0:11.29)	0:34.19 [4] (0:10.82)	0:23.37 [4] (0:11.12)	0:12.25 [4] (0:12.25)						
Average Speed [km/h]	46.6	63.1	63.9	64.6	66.7	64.8	59.2						
Top Speed [km/h]	63.0	64.2	64.4	65.6	67.9	66.6	63.7						
Avg. Dist. to Rail [m]	6.1	0.5	0.6	1.7	5.2	5.5	5.4						
Avg. Stride Freq. [Hz]	2.3	2.3	2.3	2.4	2.4	2.4	2.3						
Avg. Stride Length [m]	5.4	7.4	7.6	7.6	7.6	7.5	7.3						





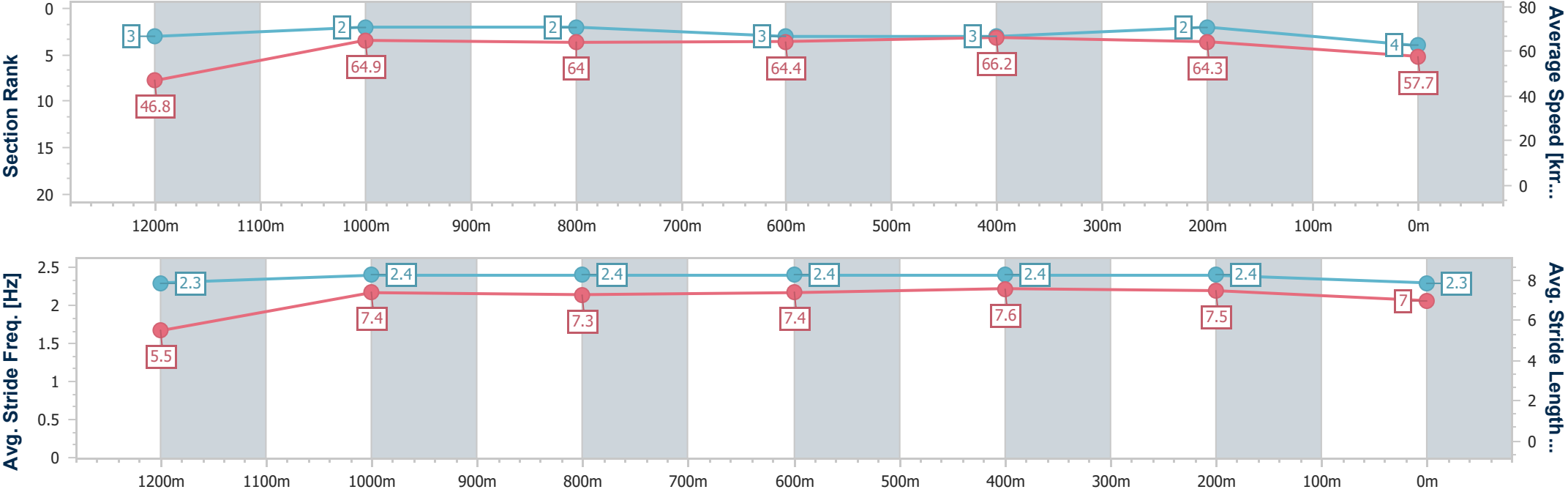
Horse/Jockey Name	Honkytonk Diva
Final Rank	4
Fastest Section Time (Section)	0:07.71 (Overall)
Top Speed [km/h] (Section)	67.5 (600m)
Race State	Finished



Rockhampton QLD Professional
Race 6: PARADISE LAGOONS 2024 THE FITZROY OPEN - 1300m
28 April 2024 - 15:44
Track Rating: Good 4, Weather: Fine, Rail Position: +2.5m



Section	Overall	1200m	1000m	800m	600m	400m	200m						
Section Times	1:16.05 [4] (0:07.71)	1:08.34 [3] (0:11.11)	0:57.23 [2] (0:11.21)	0:46.02 [2] (0:11.33)	0:34.69 [3] (0:10.89)	0:23.80 [3] (0:11.21)	0:12.59 [2] (0:12.59)						
Average Speed [km/h]	46.8	64.9	64.0	64.4	66.2	64.3	57.7						
Top Speed [km/h]	64.6	67.0	65.1	65.5	67.5	66.6	61.7						
Avg. Dist. to Rail [m]	8.9	1.1	0.6	1.7	3.5	4.2	3.2						
Avg. Stride Freq. [Hz]	2.3	2.4	2.4	2.4	2.4	2.4	2.3						
Avg. Stride Length [m]	5.5	7.4	7.3	7.4	7.6	7.5	7.0						





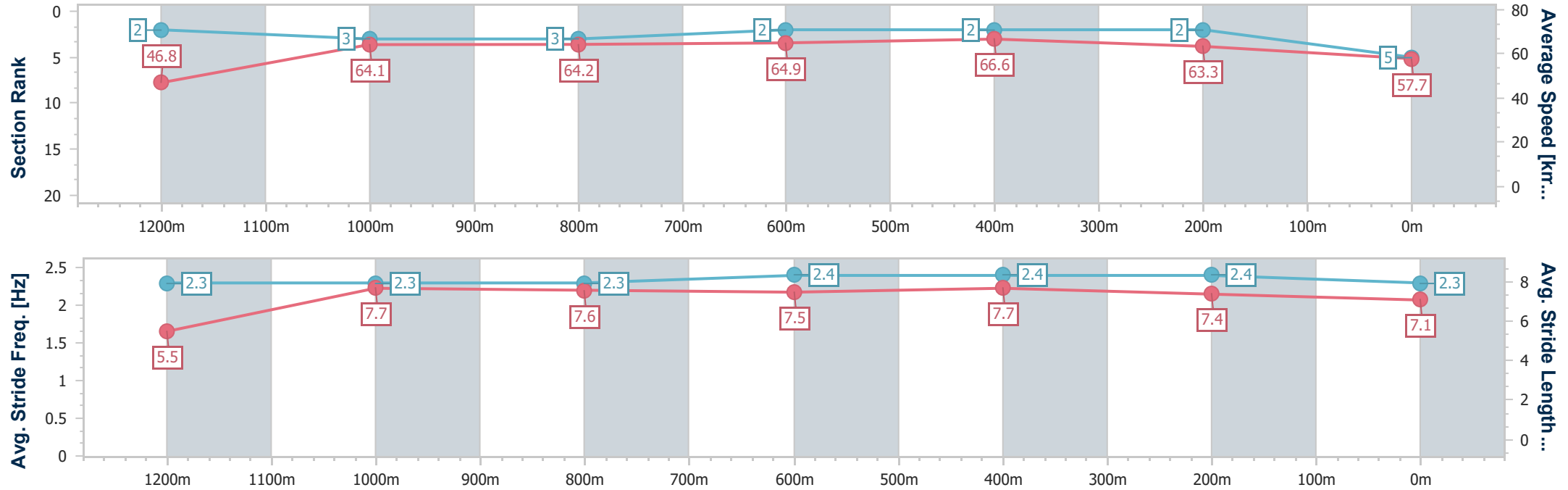
Horse/Jockey Name	Bold Hunter
Final Rank	5
Fastest Section Time (Section)	0:07.69 (Overall)
Top Speed [km/h] (Section)	67.5 (600m)
Race State	Finished



Rockhampton QLD Professional
Race 6: PARADISE LAGOONS 2024 THE FITZROY OPEN -
1300m
28 April 2024 - 15:44
Track Rating: Good 4, Weather: Fine, Rail Position: +2.5m



Section	Overall	1200m	1000m	800m	600m	400m	200m						
Section Times	1:16.07 [5] (0:07.69)	1:08.38 [2] (0:11.23)	0:57.15 [3] (0:11.11)	0:46.04 [3] (0:11.24)	0:34.80 [2] (0:10.83)	0:23.97 [2] (0:11.36)	0:12.61 [2] (0:12.61)						
Average Speed [km/h]	46.8	64.1	64.2	64.9	66.6	63.3	57.7						
Top Speed [km/h]	63.6	64.6	64.8	65.8	67.5	66.7	60.7						
Avg. Dist. to Rail [m]	2.3	1.3	1.4	1.7	3.4	2.8	1.8						
Avg. Stride Freq. [Hz]	2.3	2.3	2.3	2.4	2.4	2.4	2.3						
Avg. Stride Length [m]	5.5	7.7	7.6	7.5	7.7	7.4	7.1						





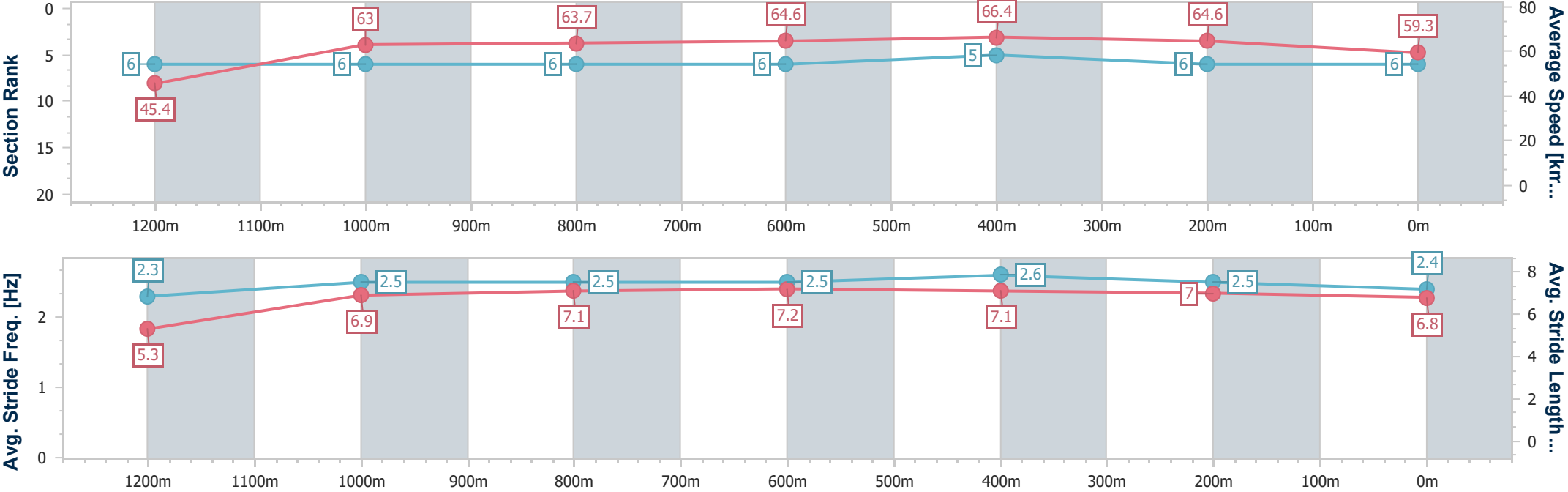
Horse/Jockey Name	O'mudgee
Final Rank	6
Fastest Section Time (Section)	0:07.92 (Overall)
Top Speed [km/h] (Section)	67.7 (600m)
Race State	Finished



Rockhampton QLD Professional
Race 6: PARADISE LAGOONS 2024 THE FITZROY OPEN - 1300m
28 April 2024 - 15:44
Track Rating: Good 4, Weather: Fine, Rail Position: +2.5m



Section	Overall	1200m	1000m	800m	600m	400m	200m						
Section Times	1:16.12 [6] (0:07.92)	1:08.20 [6] (0:11.43)	0:56.77 [6] (0:11.22)	0:45.55 [6] (0:11.27)	0:34.28 [6] (0:10.85)	0:23.43 [5] (0:11.17)	0:12.26 [6] (0:12.26)						
Average Speed [km/h]	45.4	63.0	63.7	64.6	66.4	64.6	59.3						
Top Speed [km/h]	62.1	63.6	64.3	65.4	67.7	66.7	62.3						
Avg. Dist. to Rail [m]	3.8	0.9	1.1	1.5	5.5	7.4	8.1						
Avg. Stride Freq. [Hz]	2.3	2.5	2.5	2.5	2.6	2.5	2.4						
Avg. Stride Length [m]	5.3	6.9	7.1	7.2	7.1	7.0	6.8						





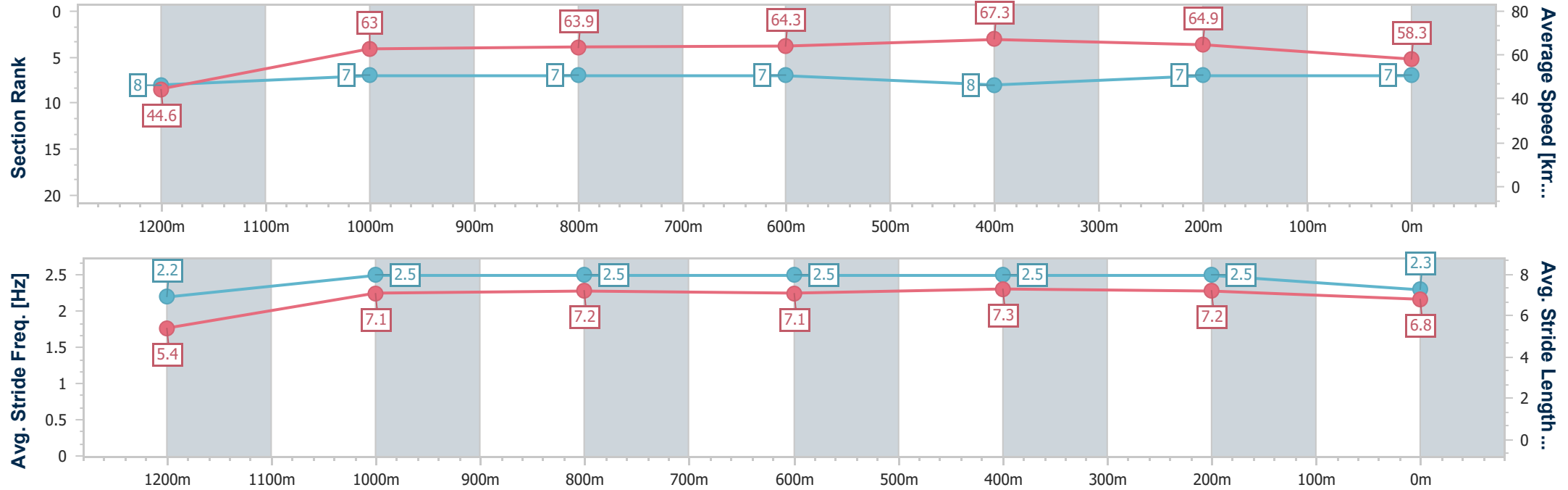
Horse/Jockey Name	Brad
Final Rank	7
Fastest Section Time (Section)	0:08.09 (Overall)
Top Speed [km/h] (Section)	68.8 (600m)
Race State	Finished



Rockhampton QLD Professional
Race 6: PARADISE LAGOONS 2024 THE FITZROY OPEN - 1300m
28 April 2024 - 15:44
Track Rating: Good 4, Weather: Fine, Rail Position: +2.5m



Section	Overall	1200m	1000m	800m	600m	400m	200m						
Section Times	1:16.44 [7] (0:08.09)	1:08.35 [8] (0:11.43)	0:56.92 [7] (0:11.25)	0:45.67 [7] (0:11.41)	0:34.26 [7] (0:10.74)	0:23.52 [8] (0:11.08)	0:12.44 [7] (0:12.44)						
Average Speed [km/h]	44.6	63.0	63.9	64.3	67.3	64.9	58.3						
Top Speed [km/h]	60.7	64.0	64.5	65.2	68.8	66.8	62.2						
Avg. Dist. to Rail [m]	5.4	0.6	0.3	2.3	4.2	3.0	2.9						
Avg. Stride Freq. [Hz]	2.2	2.5	2.5	2.5	2.5	2.5	2.3						
Avg. Stride Length [m]	5.4	7.1	7.2	7.1	7.3	7.2	6.8						





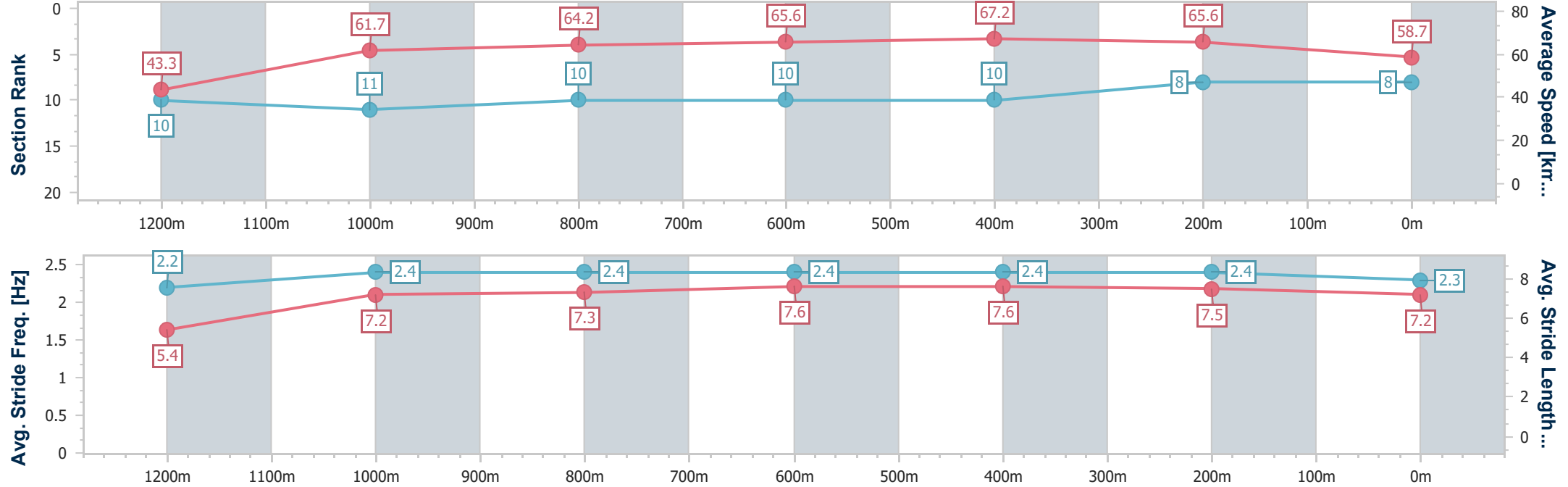
Horse/Jockey Name	Savoury
Final Rank	8
Fastest Section Time (Section)	0:08.36 (Overall)
Top Speed [km/h] (Section)	69.2 (400m)
Race State	Finished



Rockhampton QLD Professional
Race 6: PARADISE LAGOONS 2024 THE FITZROY OPEN -
1300m
28 April 2024 - 15:44
Track Rating: Good 4, Weather: Fine, Rail Position: +2.5m



Section	Overall	1200m	1000m	800m	600m	400m	200m						
Section Times	1:16.58 [8] (0:08.36)	1:08.22 [10] (0:11.70)	0:56.52 [11] (0:11.21)	0:45.31 [10] (0:11.23)	0:34.08 [10] (0:10.74)	0:23.34 [10] (0:10.99)	0:12.35 [8] (0:12.35)						
Average Speed [km/h]	43.3	61.7	64.2	65.6	67.2	65.6	58.7						
Top Speed [km/h]	59.9	63.6	65.9	67.0	68.9	69.2	62.4						
Avg. Dist. to Rail [m]	10.9	1.0	0.4	2.8	5.7	6.7	5.3						
Avg. Stride Freq. [Hz]	2.2	2.4	2.4	2.4	2.4	2.4	2.3						
Avg. Stride Length [m]	5.4	7.2	7.3	7.6	7.6	7.5	7.2						





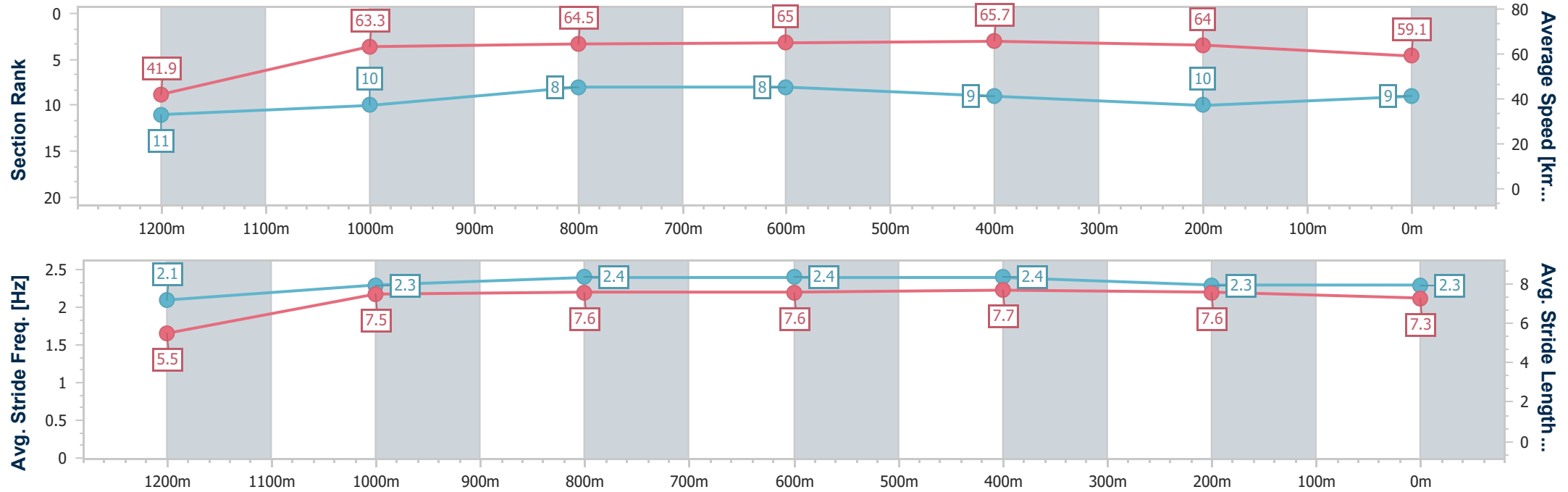
Horse/Jockey Name	Such A Whit
Final Rank	9
Fastest Section Time (Section)	0:08.60 (Overall)
Top Speed [km/h] (Section)	66.6 (600m)
Race State	Finished



Rockhampton QLD Professional
Race 6: PARADISE LAGOONS 2024 THE FITZROY OPEN - 1300m
28 April 2024 - 15:44
Track Rating: Good 4, Weather: Fine, Rail Position: +2.5m



Section	Overall	1200m	1000m	800m	600m	400m	200m						
Section Times	1:16.75 [9] (0:08.60)	1:08.15 [11] (0:11.35)	0:56.80 [10] (0:11.06)	0:45.74 [8] (0:11.20)	0:34.54 [8] (0:11.00)	0:23.54 [9] (0:11.26)	0:12.28 [10] (0:12.28)						
Average Speed [km/h]	41.9	63.3	64.5	65.0	65.7	64.0	59.1						
Top Speed [km/h]	60.1	64.7	65.8	66.0	66.6	65.5	61.7						
Avg. Dist. to Rail [m]	6.0	1.5	1.6	1.6	4.6	5.2	5.9						
Avg. Stride Freq. [Hz]	2.1	2.3	2.4	2.4	2.4	2.3	2.3						
Avg. Stride Length [m]	5.5	7.5	7.6	7.6	7.7	7.6	7.3						





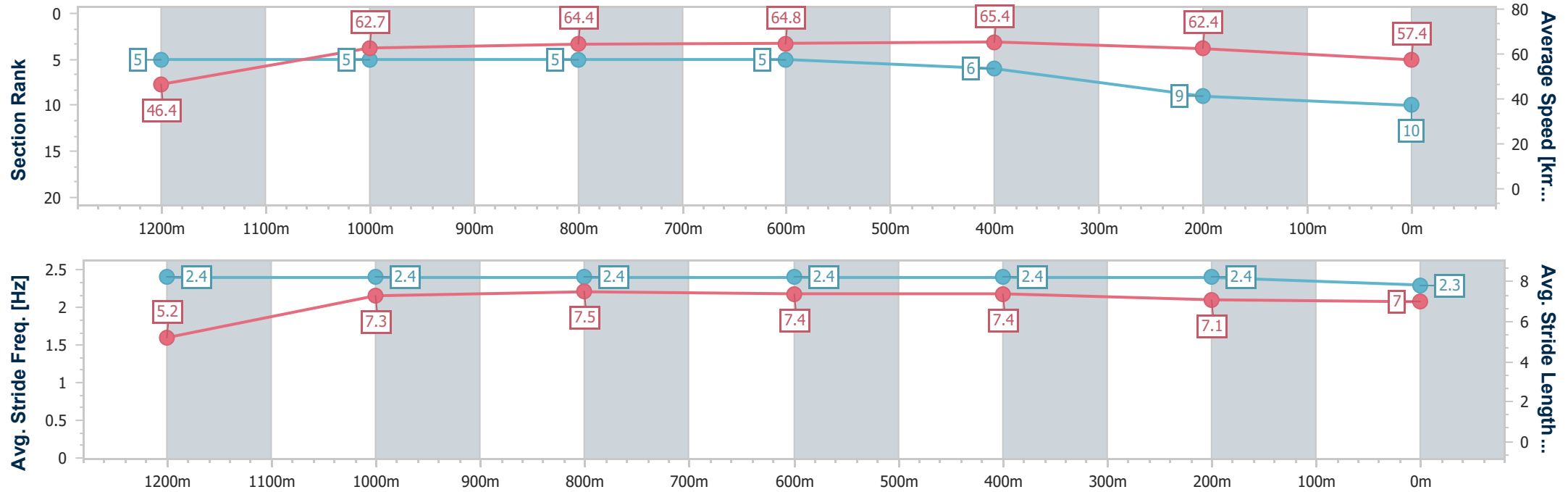
Horse/Jockey Name	Isis Carmella
Final Rank	10
Fastest Section Time (Section)	0:07.79 (Overall)
Top Speed [km/h] (Section)	66.4 (800m)
Race State	Finished



Rockhampton QLD Professional
Race 6: PARADISE LAGOONS 2024 THE FITZROY OPEN -
1300m
28 April 2024 - 15:44
Track Rating: Good 4, Weather: Fine, Rail Position: +2.5m



Section	Overall	1200m	1000m	800m	600m	400m	200m							
Section Times	1:17.01 [10] (0:07.79)	1:09.22 [5] (0:11.49)	0:57.73 [5] (0:11.15)	0:46.58 [5] (0:11.37)	0:35.21 [5] (0:11.04)	0:24.17 [6] (0:11.53)	0:12.64 [9] (0:12.64)							
Average Speed [km/h]	46.4	62.7	64.4	64.8	65.4	62.4	57.4							
Top Speed [km/h]	63.4	63.5	65.4	66.4	66.4	64.6	60.8							
Avg. Dist. to Rail [m]	6.9	0.6	0.5	2.6	6.6	8.9	8.6							
Avg. Stride Freq. [Hz]	2.4	2.4	2.4	2.4	2.4	2.4	2.3							
Avg. Stride Length [m]	5.2	7.3	7.5	7.4	7.4	7.1	7.0							





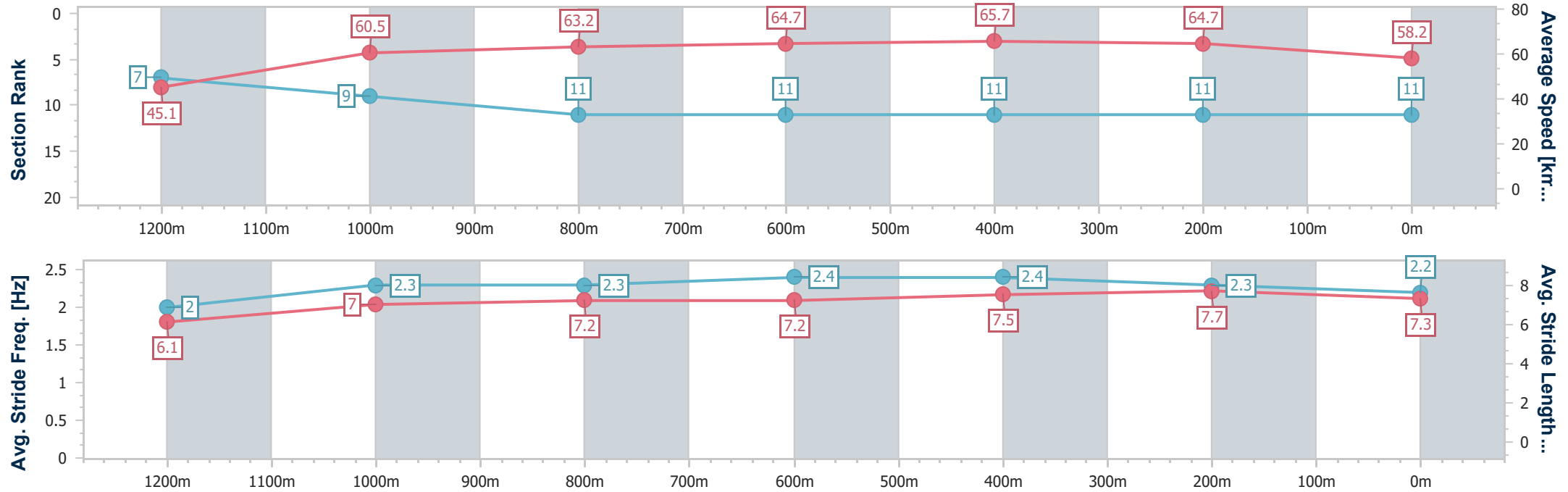
Horse/Jockey Name	Exeter
Final Rank	11
Fastest Section Time (Section)	0:07.99 (Overall)
Top Speed [km/h] (Section)	66.8 (600m)
Race State	Finished



Rockhampton QLD Professional
Race 6: PARADISE LAGOONS 2024 THE FITZROY OPEN - 1300m
28 April 2024 - 15:44
Track Rating: Good 4, Weather: Fine, Rail Position: +2.5m



Section	Overall	1200m	1000m	800m	600m	400m	200m						
Section Times	1:17.33 [11] (0:07.99)	1:09.34 [7] (0:11.96)	0:57.38 [9] (0:11.44)	0:45.94 [11] (0:11.36)	0:34.58 [11] (0:10.97)	0:23.61 [11] (0:11.14)	0:12.47 [11] (0:12.47)						
Average Speed [km/h]	45.1	60.5	63.2	64.7	65.7	64.7	58.2						
Top Speed [km/h]	59.0	61.5	65.3	65.4	66.8	66.2	62.7						
Avg. Dist. to Rail [m]	10.0	2.8	1.2	2.3	3.9	6.7	8.7						
Avg. Stride Freq. [Hz]	2.0	2.3	2.3	2.4	2.4	2.3	2.2						
Avg. Stride Length [m]	6.1	7.0	7.2	7.2	7.5	7.7	7.3						





Rockhampton QLD Professional
Race 7: BENTLEYS 2024 THE ARCHER - 1300m
28 April 2024 - 16:22



Track Rating: Good 4, Weather: Fine, Rail Position: +2.5m

Section					Overall	1200m	1000m	800m	600m	400m	Last 600m	
Field Times					1:15.05 (0:07.62)	1:07.43 (0:10.86)	0:56.57 (0:10.99)	0:45.58 (0:11.35)	0:34.23 (0:10.86)	0:23.37 (0:11.22)	0:34.23	
Rank	TAB	Horse/Jockey	Barrier	Top Speed [km/h]	Fastest Section							Distance Travelled [m]
1	3	NAMAZU	10	67.4	0:07.62	1:15.05 [1]	1:07.43 [1]	0:56.57 [1]	0:45.58 [1]	0:34.23 [1]	0:23.37 [1]	0:34.23
		Ashley Butler		600m	Overall	(0:07.62)	(0:10.86)	(0:10.99)	(0:11.35)	(0:10.86)	(0:11.22)	
2	10	LAVISH EMPIRE	7	69.3	0:08.29	1:15.19 [2]	1:06.90 [11]	0:55.41 [11]	0:44.09 [11]	0:32.92 [10]	0:22.25 [9]	0:32.92 -3
		Joshua Parr		600m	Overall	(0:08.29)	(0:11.49)	(0:11.32)	(0:11.17)	(0:10.67)	(0:10.71)	
3	6	MISHANI SNIPER	11	69.4	0:08.54	1:15.22 [3]	1:06.68 [12]	0:55.27 [12]	0:43.93 [12]	0:32.78 [12]	0:22.11 [12]	0:32.78 -3
		Robbie Dolan		400m	Overall	(0:08.54)	(0:11.41)	(0:11.34)	(0:11.15)	(0:10.67)	(0:10.56)	
4	1	STRAIT ACER	4	68.6	0:08.04	1:15.23 [4]	1:07.19 [6]	0:56.03 [6]	0:44.83 [7]	0:33.40 [7]	0:22.71 [6]	0:33.40 -1
		Tyler Schiller		600m	Overall	(0:08.04)	(0:11.16)	(0:11.20)	(0:11.43)	(0:10.69)	(0:10.80)	
5	2	UCALLEDIT	3	68.0	0:08.27	1:15.36 [5]	1:07.09 [10]	0:55.85 [9]	0:44.63 [8]	0:33.32 [8]	0:22.47 [8]	0:33.32 -4
		Dylan Gibbons		600m	Overall	(0:08.27)	(0:11.24)	(0:11.22)	(0:11.31)	(0:10.85)	(0:10.86)	
6	8	EAGLEMONT	8	68.4	0:07.86	1:15.66 [6]	1:07.80 [4]	0:56.63 [4]	0:45.42 [5]	0:34.03 [5]	0:23.27 [4]	0:34.03 -2
		Kyle Wilson-Taylor		600m	Overall	(0:07.86)	(0:11.17)	(0:11.21)	(0:11.39)	(0:10.76)	(0:11.03)	
7	7	ARENTEE	9	69.7	0:08.02	1:15.96 [7]	1:07.94 [5]	0:56.92 [5]	0:45.99 [4]	0:34.42 [4]	0:23.64 [3]	0:34.42 -4
		Vlad Duric		600m	Overall	(0:08.02)	(0:11.02)	(0:10.93)	(0:11.57)	(0:10.78)	(0:11.22)	
8	4	MASTER JAMIE	12	68.2	0:07.72	1:15.98 [8]	1:08.26 [2]	0:57.45 [2]	0:46.37 [2]	0:34.68 [2]	0:23.67 [2]	0:34.68 +0
		Les Tilley		1200m	Overall	(0:07.72)	(0:10.81)	(0:11.08)	(0:11.69)	(0:11.01)	(0:11.24)	
9	5	SUPER HELPFUL	5	67.7	0:08.26	1:16.05 [9]	1:07.79 [9]	0:56.64 [8]	0:45.31 [9]	0:33.93 [9]	0:23.03 [10]	0:33.93 +0
		Michael Rodd		600m	Overall	(0:08.26)	(0:11.15)	(0:11.33)	(0:11.38)	(0:10.90)	(0:11.05)	
10	9	NIKAU SPUR	2	66.7	0:08.14	1:16.06 [10]	1:07.92 [7]	0:56.80 [7]	0:45.75 [6]	0:34.39 [6]	0:23.42 [7]	0:34.39 -4
		Andrew Mallyon		600m	Overall	(0:08.14)	(0:11.12)	(0:11.05)	(0:11.36)	(0:10.97)	(0:11.27)	

Scratched: Isis Carmella (#13), Better Get Set (#11), Kanazawa (#14), Tiger Legend (#15), Hollywood North (#17)



Rockhampton QLD Professional
Race 7: BENTLEYS 2024 THE ARCHER - 1300m
28 April 2024 - 16:22



Track Rating: Good 4, Weather: Fine, Rail Position: +2.5m

Section						Overall	1200m	1000m	800m	600m	400m	Last 600m	
Field Times						1:15.05 (0:07.62)	1:07.43 (0:10.86)	0:56.57 (0:10.99)	0:45.58 (0:11.35)	0:34.23 (0:10.86)	0:23.37 (0:11.22)	0:34.23	
Rank	TAB	Horse/Jockey	Barrier	Top Speed [km/h]	Fastest Section								Distance Travelled [m]
11	12	PRINCESS TENKO	1	66.5	0:07.83	1:17.23 [11]	1:09.40 [3]	0:58.47 [3]	0:47.41 [3]	0:35.88 [3]	0:24.72 [5]	0:35.88	-5
		Justin Stanley		1200m	Overall	(0:07.83)	(0:10.93)	(0:11.06)	(0:11.53)	(0:11.16)	(0:11.76)		
12	16	HARD REYVA	13	67.9	0:08.19	1:17.44 [12]	1:09.25 [8]	0:57.79 [10]	0:46.45 [10]	0:35.13 [11]	0:24.39 [11]	0:35.13	+0
		Tommy Berry		600m	Overall	(0:08.19)	(0:11.46)	(0:11.34)	(0:11.32)	(0:10.74)	(0:11.17)		

Scratched: Isis Carmella (#13), Better Get Set (#11), Kanazawa (#14), Tiger Legend (#15), Hollywood North (#17)



Rockhampton QLD Professional
Race 7: BENTLEYS 2024 THE ARCHER - 1300m
28 April 2024 - 16:22



Track Rating: Good 4, Weather: Fine, Rail Position: +2.5m

Section Field Times				200m 0:12.15 (0:12.15)				Last 600m 0:34.23	
Rank	TAB	Horse/Jockey	Barrier	Top Speed [km/h]	Fastest Section	Margin		Distance Travelled [m]	
1	3	NAMAZU	10	67.4	0:07.62	0:12.15 [1]	1:15.05	0:34.23	
		Ashley Butler		600m	Overall	(0:12.15)			
2	10	LAVISH EMPIRE	7	69.3	0:08.29	0:11.54 [6]	0.8L	0:32.92	-3
		Joshua Parr		600m	Overall	(0:11.54)			
3	6	MISHANI SNIPER	11	69.4	0:08.54	0:11.55 [7]	0.98L	0:32.78	-3
		Robbie Dolan		400m	Overall	(0:11.55)			
4	1	STRAIT ACER	4	68.6	0:08.04	0:11.91 [2]	1.04L	0:33.40	-1
		Tyler Schiller		600m	Overall	(0:11.91)			
5	2	UCALLEDIT	3	68.0	0:08.27	0:11.61 [8]	1.78L	0:33.32	-4
		Dylan Gibbons		600m	Overall	(0:11.61)			
6	8	EAGLEMONT	8	68.4	0:07.86	0:12.24 [3]	3.58L	0:34.03	-2
		Kyle Wilson-Taylor		600m	Overall	(0:12.24)			
7	7	ARENTEE	9	69.7	0:08.02	0:12.42 [4]	5.35L	0:34.42	-4
		Vlad Duric		600m	Overall	(0:12.42)			
8	4	MASTER JAMIE	12	68.2	0:07.72	0:12.43 [5]	5.46L	0:34.68	+0
		Les Tilley		1200m	Overall	(0:12.43)			
9	5	SUPER HELPFUL	5	67.7	0:08.26	0:11.98 [10]	5.87L	0:33.93	+0
		Michael Rodd		600m	Overall	(0:11.98)			
10	9	NIKAU SPUR	2	66.7	0:08.14	0:12.15 [9]	5.91L	0:34.39	-4
		Andrew Mallyon		600m	Overall	(0:12.15)			

Scratched: Isis Carmella (#13), Better Get Set (#11), Kanazawa (#14), Tiger Legend (#15), Hollywood North (#17)



Rockhampton QLD Professional
Race 7: BENTLEYS 2024 THE ARCHER - 1300m
28 April 2024 - 16:22



Track Rating: Good 4, Weather: Fine, Rail Position: +2.5m

Section						200m		Last 600m	
Field Times						0:12.15 (0:12.15)		0:34.23	
Rank	TAB	Horse/Jockey	Barrier	Top Speed [km/h]	Fastest Section	Margin		Distance Travelled [m]	
11	12	PRINCESS TENKO	1	66.5	0:07.83	0:12.96 [12]	12.79L	0:35.88	-5
		Justin Stanley		1200m	Overall	(0:12.96)			
12	16	HARD REYVA	13	67.9	0:08.19	0:13.22 [11]	14.06L	0:35.13	+0
		Tommy Berry		600m	Overall	(0:13.22)			

Scratched: Isis Carmella (#13), Better Get Set (#11), Kanazawa (#14), Tiger Legend (#15), Hollywood North (#17)



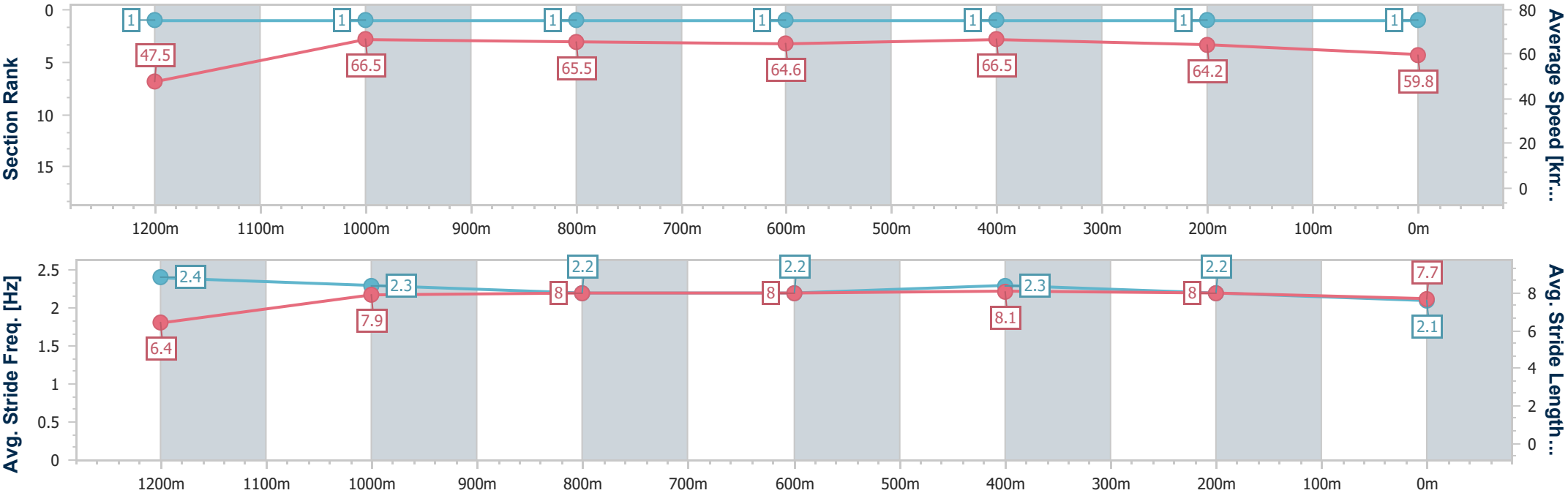
Horse/Jockey Name	Namazu
Final Rank	1
Fastest Section Time (Section)	0:07.62 (Overall)
Top Speed [km/h] (Section)	67.4 (600m)
Race State	Finished



Rockhampton QLD Professional
Race 7: BENTLEYS 2024 THE ARCHER - 1300m
28 April 2024 - 16:22
Track Rating: Good 4, Weather: Fine, Rail Position: +2.5m



Section	Overall	1200m	1000m	800m	600m	400m	200m						
Section Times	1:15.05 [1] (0:07.62)	1:07.43 [1] (0:10.86)	0:56.57 [1] (0:10.99)	0:45.58 [1] (0:11.35)	0:34.23 [1] (0:10.86)	0:23.37 [1] (0:11.22)	0:12.15 [1] (0:12.15)						
Average Speed [km/h]	47.5	66.5	65.5	64.6	66.5	64.2	59.8						
Top Speed [km/h]	64.0	67.2	66.8	65.5	67.4	66.3	62.4						
Avg. Dist. to Rail [m]	11.6	2.2	0.8	2.3	2.9	2.4	3.2						
Avg. Stride Freq. [Hz]	2.4	2.3	2.2	2.2	2.3	2.2	2.1						
Avg. Stride Length [m]	6.4	7.9	8.0	8.0	8.1	8.0	7.7						





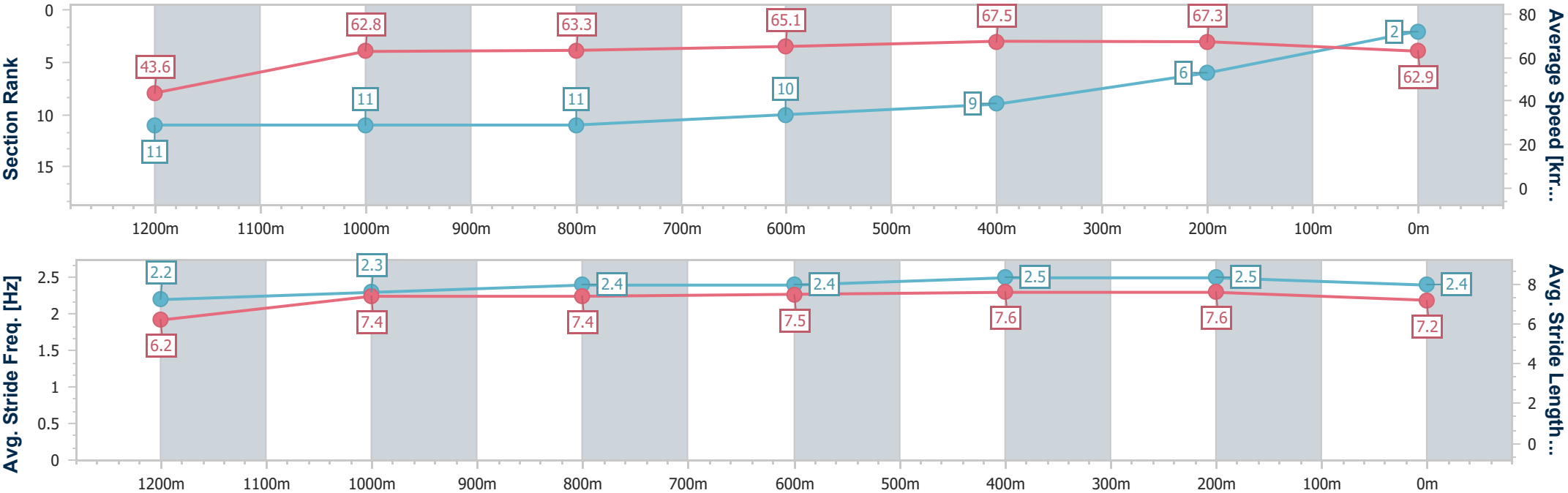
Horse/Jockey Name	Lavish Empire
Final Rank	2
Fastest Section Time (Section)	0:08.29 (Overall)
Top Speed [km/h] (Section)	69.3 (600m)
Race State	Finished



Rockhampton QLD Professional
Race 7: BENTLEYS 2024 THE ARCHER - 1300m
28 April 2024 - 16:22
Track Rating: Good 4, Weather: Fine, Rail Position: +2.5m



Section	Overall	1200m	1000m	800m	600m	400m	200m						
Section Times	1:15.19 [2] (0:08.29)	1:06.90 [11] (0:11.49)	0:55.41 [11] (0:11.32)	0:44.09 [11] (0:11.17)	0:32.92 [10] (0:10.67)	0:22.25 [9] (0:10.71)	0:11.54 [6] (0:11.54)						
Average Speed [km/h]	43.6	62.8	63.3	65.1	67.5	67.3	62.9						
Top Speed [km/h]	58.6	64.7	64.3	66.4	69.3	68.6	66.0						
Avg. Dist. to Rail [m]	7.8	1.4	0.7	1.2	4.7	7.4	9.2						
Avg. Stride Freq. [Hz]	2.2	2.3	2.4	2.4	2.5	2.5	2.4						
Avg. Stride Length [m]	6.2	7.4	7.4	7.5	7.6	7.6	7.2						





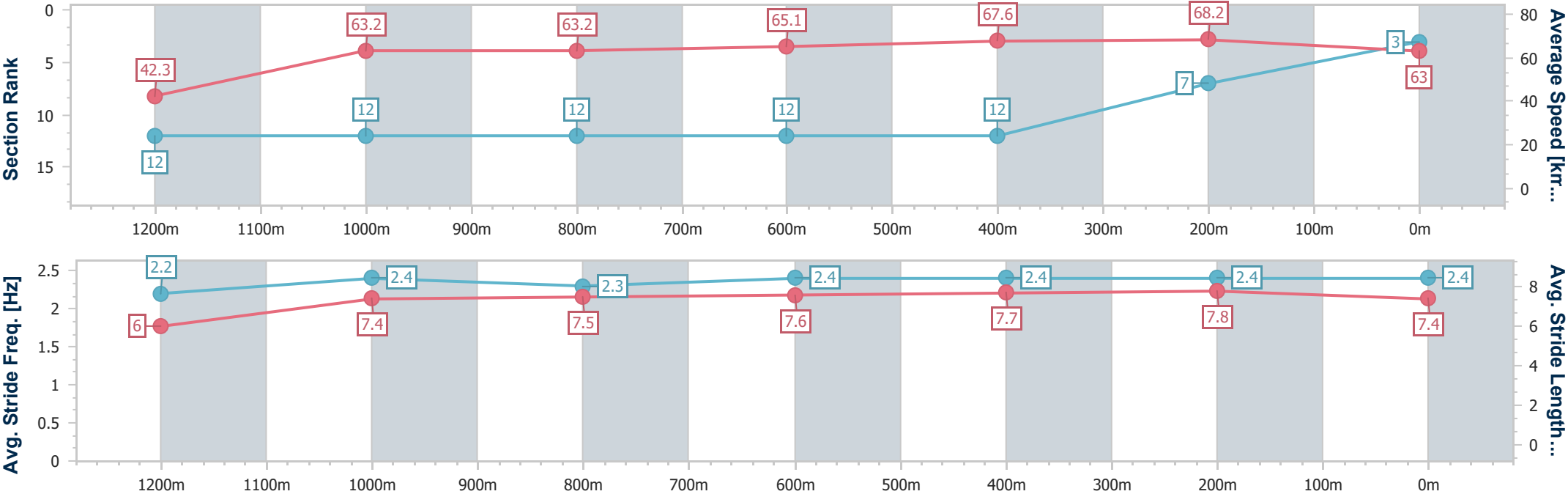
Horse/Jockey Name	Mishani Sniper
Final Rank	3
Fastest Section Time (Section)	0:08.54 (Overall)
Top Speed [km/h] (Section)	69.4 (400m)
Race State	Finished



Rockhampton QLD Professional
Race 7: BENTLEYS 2024 THE ARCHER - 1300m
28 April 2024 - 16:22
Track Rating: Good 4, Weather: Fine, Rail Position: +2.5m



Section	Overall	1200m	1000m	800m	600m	400m	200m						
Section Times	1:15.22 [3] (0:08.54)	1:06.68 [12] (0:11.41)	0:55.27 [12] (0:11.34)	0:43.93 [12] (0:11.15)	0:32.78 [12] (0:10.67)	0:22.11 [12] (0:10.56)	0:11.55 [7]						
Average Speed [km/h]	42.3	63.2	63.2	65.1	67.6	68.2	63.0						
Top Speed [km/h]	58.8	65.7	63.7	66.8	68.8	69.4	66.6						
Avg. Dist. to Rail [m]	9.9	1.4	0.9	1.3	5.2	4.2	3.8						
Avg. Stride Freq. [Hz]	2.2	2.4	2.3	2.4	2.4	2.4	2.4						
Avg. Stride Length [m]	6.0	7.4	7.5	7.6	7.7	7.8	7.4						





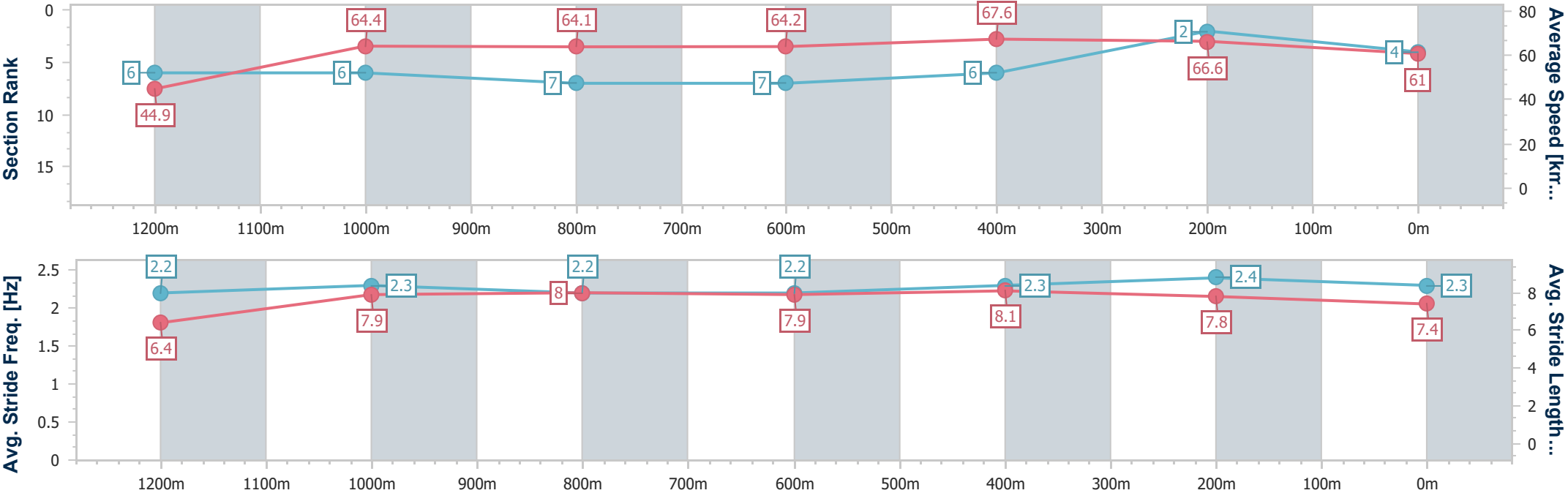
Horse/Jockey Name	Strait Acer
Final Rank	4
Fastest Section Time (Section)	0:08.04 (Overall)
Top Speed [km/h] (Section)	68.6 (600m)
Race State	Finished



Rockhampton QLD Professional
Race 7: BENTLEYS 2024 THE ARCHER - 1300m
28 April 2024 - 16:22
Track Rating: Good 4, Weather: Fine, Rail Position: +2.5m



Section	Overall	1200m	1000m	800m	600m	400m	200m						
Section Times	1:15.23 [4] (0:08.04)	1:07.19 [6] (0:11.16)	0:56.03 [6] (0:11.20)	0:44.83 [7] (0:11.43)	0:33.40 [7] (0:10.69)	0:22.71 [6] (0:10.80)	0:11.91 [2] (0:11.91)						
Average Speed [km/h]	44.9	64.4	64.1	64.2	67.6	66.6	61.0						
Top Speed [km/h]	61.7	65.8	65.7	65.3	68.6	68.3	64.0						
Avg. Dist. to Rail [m]	4.4	0.3	0.5	2.4	5.0	7.2	8.0						
Avg. Stride Freq. [Hz]	2.2	2.3	2.2	2.2	2.3	2.4	2.3						
Avg. Stride Length [m]	6.4	7.9	8.0	7.9	8.1	7.8	7.4						





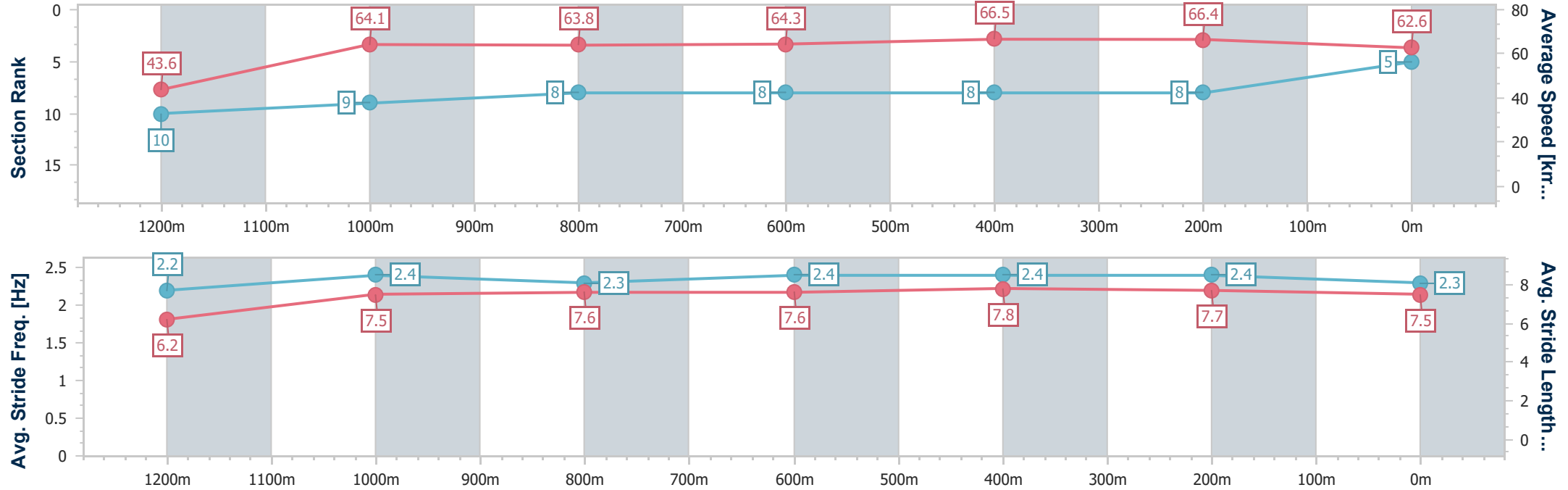
Horse/Jockey Name	Ucalledit
Final Rank	5
Fastest Section Time (Section)	0:08.27 (Overall)
Top Speed [km/h] (Section)	68.0 (600m)
Race State	Finished



Rockhampton QLD Professional
Race 7: BENTLEYS 2024 THE ARCHER - 1300m
28 April 2024 - 16:22
Track Rating: Good 4, Weather: Fine, Rail Position: +2.5m



Section	Overall	1200m	1000m	800m	600m	400m	200m						
Section Times	1:15.36 [5] (0:08.27)	1:07.09 [10] (0:11.24)	0:55.85 [9] (0:11.22)	0:44.63 [8] (0:11.31)	0:33.32 [8] (0:10.85)	0:22.47 [8] (0:10.86)	0:11.61 [8] (0:11.61)						
Average Speed [km/h]	43.6	64.1	63.8	64.3	66.5	66.4	62.6						
Top Speed [km/h]	62.8	64.8	65.4	65.0	68.0	67.8	65.4						
Avg. Dist. to Rail [m]	4.2	0.3	1.1	1.4	4.0	5.4	4.8						
Avg. Stride Freq. [Hz]	2.2	2.4	2.3	2.4	2.4	2.4	2.3						
Avg. Stride Length [m]	6.2	7.5	7.6	7.6	7.8	7.7	7.5						





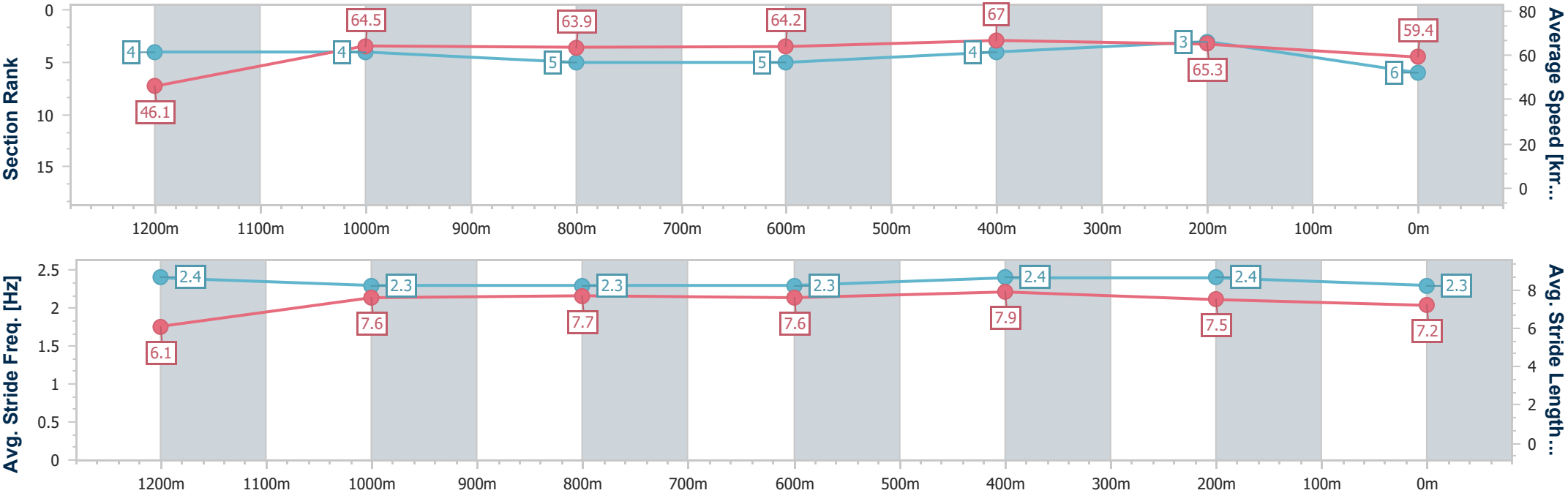
Horse/Jockey Name	Eaglemont
Final Rank	6
Fastest Section Time (Section)	0:07.86 (Overall)
Top Speed [km/h] (Section)	68.4 (600m)
Race State	Finished



Rockhampton QLD Professional
Race 7: BENTLEYS 2024 THE ARCHER - 1300m
28 April 2024 - 16:22
Track Rating: Good 4, Weather: Fine, Rail Position: +2.5m



Section	Overall	1200m	1000m	800m	600m	400m	200m						
Section Times	1:15.66 [6] (0:07.86)	1:07.80 [4] (0:11.17)	0:56.63 [4] (0:11.21)	0:45.42 [5] (0:11.39)	0:34.03 [5] (0:10.76)	0:23.27 [4] (0:11.03)	0:12.24 [3] (0:12.24)						
Average Speed [km/h]	46.1	64.5	63.9	64.2	67.0	65.3	59.4						
Top Speed [km/h]	63.6	64.9	64.4	65.3	68.4	66.9	63.0						
Avg. Dist. to Rail [m]	8.0	0.5	0.6	1.8	4.5	5.9	7.5						
Avg. Stride Freq. [Hz]	2.4	2.3	2.3	2.3	2.4	2.4	2.3						
Avg. Stride Length [m]	6.1	7.6	7.7	7.6	7.9	7.5	7.2						





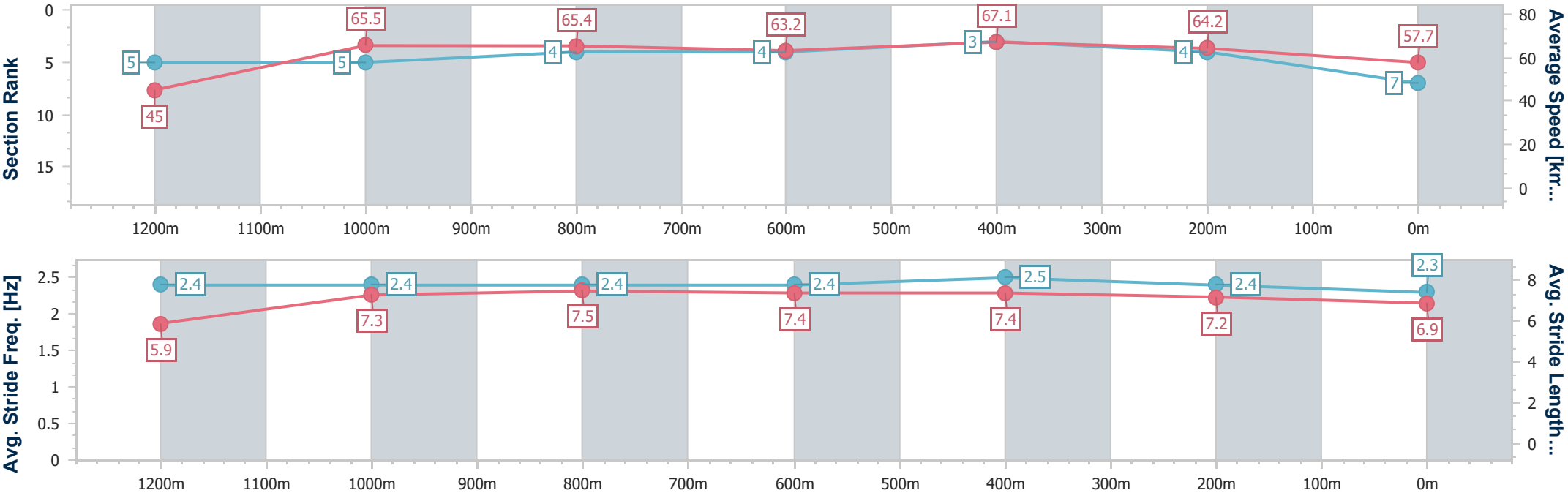
Horse/Jockey Name	Arentee
Final Rank	7
Fastest Section Time (Section)	0:08.02 (Overall)
Top Speed [km/h] (Section)	69.7 (600m)
Race State	Finished



Rockhampton QLD Professional
Race 7: BENTLEYS 2024 THE ARCHER - 1300m
28 April 2024 - 16:22
Track Rating: Good 4, Weather: Fine, Rail Position: +2.5m



Section	Overall	1200m	1000m	800m	600m	400m	200m						
Section Times	1:15.96 [7] (0:08.02)	1:07.94 [5] (0:11.02)	0:56.92 [5] (0:10.93)	0:45.99 [4] (0:11.57)	0:34.42 [4] (0:10.78)	0:23.64 [3] (0:11.22)	0:12.42 [4] (0:12.42)						
Average Speed [km/h]	45.0	65.5	65.4	63.2	67.1	64.2	57.7						
Top Speed [km/h]	66.3	67.3	66.8	65.2	69.7	66.8	61.8						
Avg. Dist. to Rail [m]	9.1	1.2	0.9	2.0	5.4	6.0	6.9						
Avg. Stride Freq. [Hz]	2.4	2.4	2.4	2.4	2.5	2.4	2.3						
Avg. Stride Length [m]	5.9	7.3	7.5	7.4	7.4	7.2	6.9						





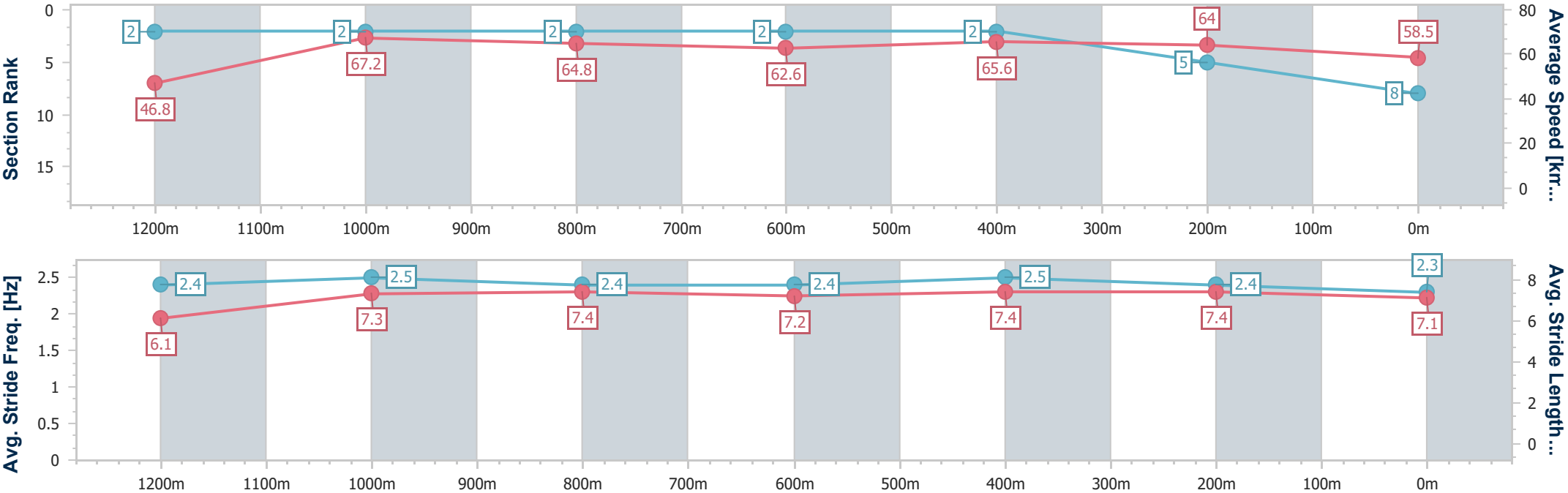
Horse/Jockey Name	Master Jamie
Final Rank	8
Fastest Section Time (Section)	0:07.72 (Overall)
Top Speed [km/h] (Section)	68.2 (1200m)
Race State	Finished



Rockhampton QLD Professional
Race 7: BENTLEYS 2024 THE ARCHER - 1300m
28 April 2024 - 16:22
Track Rating: Good 4, Weather: Fine, Rail Position: +2.5m



Section	Overall	1200m	1000m	800m	600m	400m	200m						
Section Times	1:15.98 [8] (0:07.72)	1:08.26 [2] (0:10.81)	0:57.45 [2] (0:11.08)	0:46.37 [2] (0:11.69)	0:34.68 [2] (0:11.01)	0:23.67 [2] (0:11.24)	0:12.43 [5] (0:12.43)						
Average Speed [km/h]	46.8	67.2	64.8	62.6	65.6	64.0	58.5						
Top Speed [km/h]	65.1	68.2	66.7	63.6	66.9	65.2	62.3						
Avg. Dist. to Rail [m]	13.3	4.6	0.5	2.0	3.4	3.4	2.5						
Avg. Stride Freq. [Hz]	2.4	2.5	2.4	2.4	2.5	2.4	2.3						
Avg. Stride Length [m]	6.1	7.3	7.4	7.2	7.4	7.4	7.1						





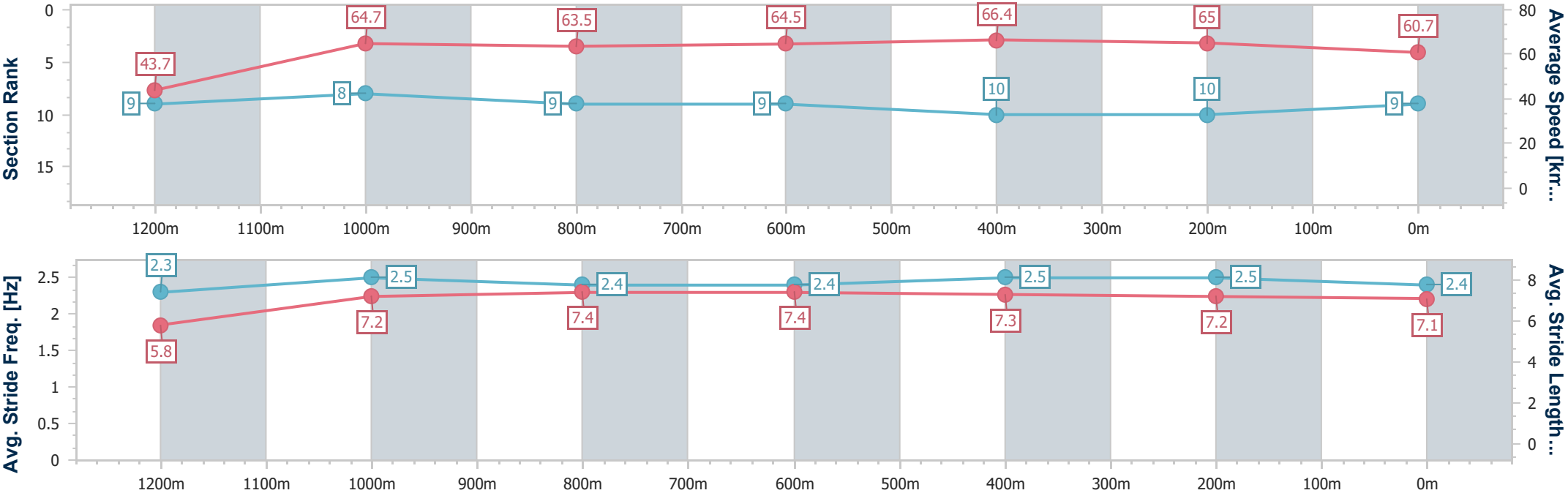
Horse/Jockey Name	Super Helpful
Final Rank	9
Fastest Section Time (Section)	0:08.26 (Overall)
Top Speed [km/h] (Section)	67.7 (600m)
Race State	Finished



Rockhampton QLD Professional
Race 7: BENTLEYS 2024 THE ARCHER - 1300m
28 April 2024 - 16:22
Track Rating: Good 4, Weather: Fine, Rail Position: +2.5m



Section	Overall	1200m	1000m	800m	600m	400m	200m						
Section Times	1:16.05 [9] (0:08.26)	1:07.79 [9] (0:11.15)	0:56.64 [8] (0:11.33)	0:45.31 [9] (0:11.38)	0:33.93 [9] (0:10.90)	0:23.03 [10] (0:11.05)	0:11.98 [10] (0:11.98)						
Average Speed [km/h]	43.7	64.7	63.5	64.5	66.4	65.0	60.7						
Top Speed [km/h]	60.9	65.5	64.7	65.6	67.7	66.6	63.2						
Avg. Dist. to Rail [m]	5.7	0.6	0.3	2.3	5.0	8.0	7.3						
Avg. Stride Freq. [Hz]	2.3	2.5	2.4	2.4	2.5	2.5	2.4						
Avg. Stride Length [m]	5.8	7.2	7.4	7.4	7.3	7.2	7.1						





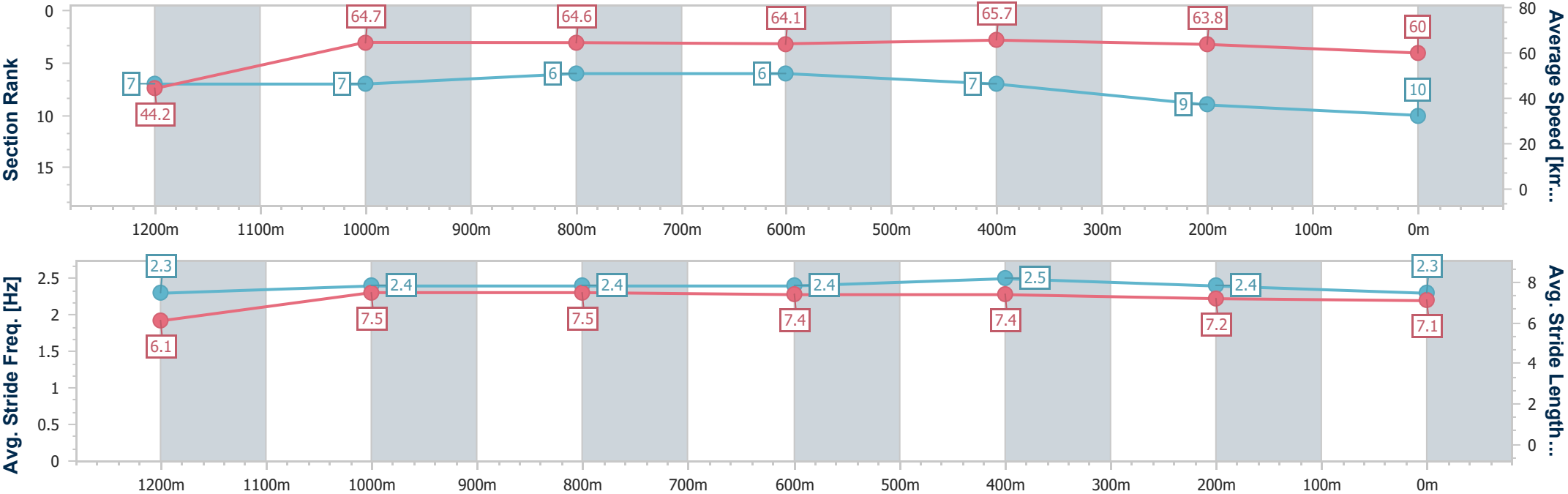
Horse/Jockey Name	Nikau Spur
Final Rank	10
Fastest Section Time (Section)	0:08.14 (Overall)
Top Speed [km/h] (Section)	66.7 (600m)
Race State	Finished



Rockhampton QLD Professional
Race 7: BENTLEYS 2024 THE ARCHER - 1300m
28 April 2024 - 16:22
Track Rating: Good 4, Weather: Fine, Rail Position: +2.5m



Section	Overall	1200m	1000m	800m	600m	400m	200m						
Section Times	1:16.06 [10] (0:08.14)	1:07.92 [7] (0:11.12)	0:56.80 [7] (0:11.05)	0:45.75 [6] (0:11.36)	0:34.39 [6] (0:10.97)	0:23.42 [7] (0:11.27)	0:12.15 [9]						
Average Speed [km/h]	44.2	64.7	64.6	64.1	65.7	63.8	60.0						
Top Speed [km/h]	62.1	66.4	66.4	65.2	66.7	66.2	62.6						
Avg. Dist. to Rail [m]	3.1	1.1	1.4	1.6	3.8	5.9	5.3						
Avg. Stride Freq. [Hz]	2.3	2.4	2.4	2.4	2.5	2.4	2.3						
Avg. Stride Length [m]	6.1	7.5	7.5	7.4	7.4	7.2	7.1						





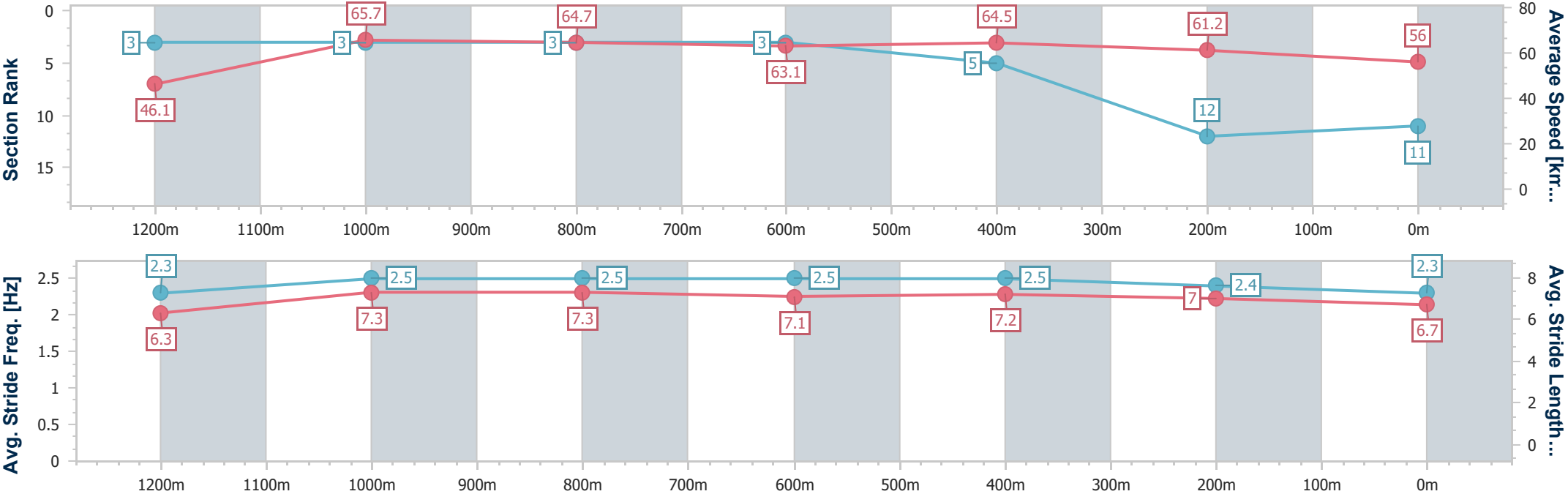
Horse/Jockey Name	Princess Tenko
Final Rank	11
Fastest Section Time (Section)	0:07.83 (Overall)
Top Speed [km/h] (Section)	66.5 (1200m)
Race State	Finished



Rockhampton QLD Professional
Race 7: BENTLEYS 2024 THE ARCHER - 1300m
28 April 2024 - 16:22
Track Rating: Good 4, Weather: Fine, Rail Position: +2.5m



Section	Overall	1200m	1000m	800m	600m	400m	200m						
Section Times	1:17.23 [11] (0:07.83)	1:09.40 [3] (0:10.93)	0:58.47 [3] (0:11.06)	0:47.41 [3] (0:11.53)	0:35.88 [3] (0:11.16)	0:24.72 [5] (0:11.76)	0:12.96 [12] (0:12.96)						
Average Speed [km/h]	46.1	65.7	64.7	63.1	64.5	61.2	56.0						
Top Speed [km/h]	63.8	66.5	65.3	64.6	65.4	63.7	58.6						
Avg. Dist. to Rail [m]	1.9	1.8	1.2	1.2	2.2	2.2	3.0						
Avg. Stride Freq. [Hz]	2.3	2.5	2.5	2.5	2.5	2.4	2.3						
Avg. Stride Length [m]	6.3	7.3	7.3	7.1	7.2	7.0	6.7						





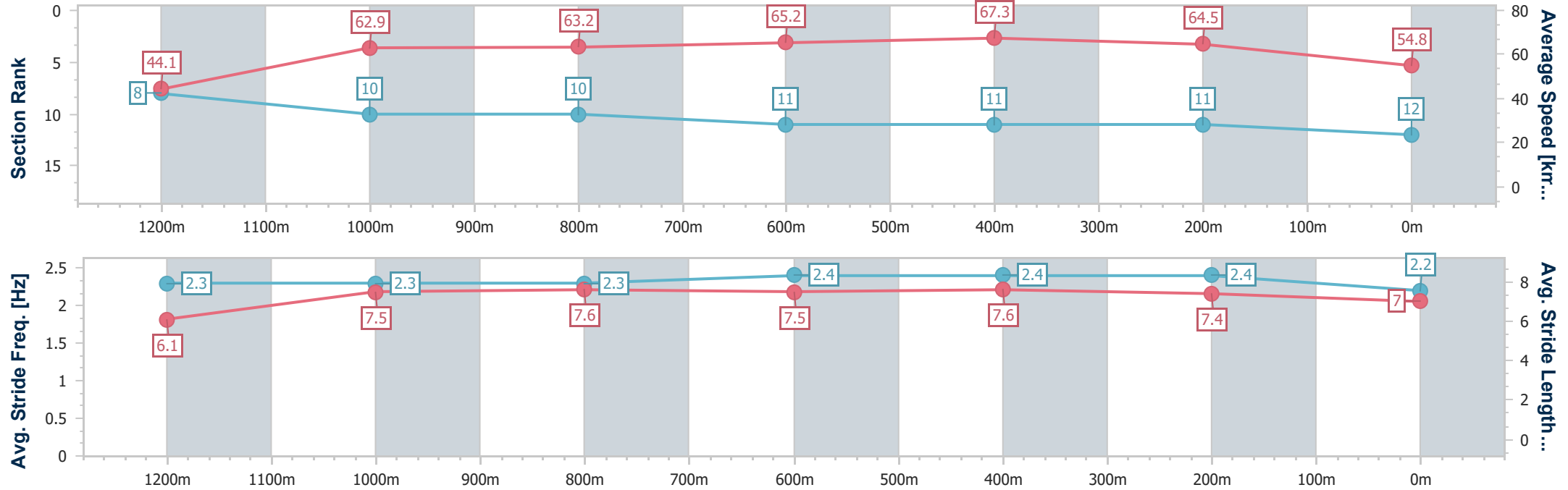
Horse/Jockey Name	Hard Reyva
Final Rank	12
Fastest Section Time (Section)	0:08.19 (Overall)
Top Speed [km/h] (Section)	67.9 (600m)
Race State	Finished



Rockhampton QLD Professional
Race 7: BENTLEYS 2024 THE ARCHER - 1300m
28 April 2024 - 16:22
Track Rating: Good 4, Weather: Fine, Rail Position: +2.5m



Section	Overall	1200m	1000m	800m	600m	400m	200m						
Section Times	1:17.44 [12] (0:08.19)	1:09.25 [8] (0:11.46)	0:57.79 [10] (0:11.34)	0:46.45 [10] (0:11.32)	0:35.13 [11] (0:10.74)	0:24.39 [11] (0:11.17)	0:13.22 [11] (0:13.22)						
Average Speed [km/h]	44.1	62.9	63.2	65.2	67.3	64.5	54.8						
Top Speed [km/h]	60.9	64.1	64.6	66.2	67.9	67.6	61.3						
Avg. Dist. to Rail [m]	5.4	0.7	0.7	3.0	8.7	12.3	10.9						
Avg. Stride Freq. [Hz]	2.3	2.3	2.3	2.4	2.4	2.4	2.2						
Avg. Stride Length [m]	6.1	7.5	7.6	7.5	7.6	7.4	7.0						





Rockhampton QLD Professional
Race 8: FRASERS LIVESTOCK TRANSPORT BENCHMARK 58 Handicap
- 1300m
28 April 2024 - 16:58



Track Rating: Good 4, Weather: Fine, Rail Position: +2.5m

Section		Overall				1200m	1000m	800m	600m	400m	Last 600m	
Field Times		1:16.89				1:09.12	0:57.86	0:46.50	0:34.67	0:23.45	0:34.67	
		(0:07.77)				(0:11.26)	(0:11.36)	(0:11.83)	(0:11.22)	(0:11.53)		
Rank	TAB	Horse/Jockey	Barrier	Top Speed [km/h]	Fastest Section							Distance Travelled [m]
1	4	TOUCH OF GRACIE	2	66.9	0:08.14	1:16.89 [1]	1:08.75 [7]	0:57.28 [5]	0:45.83 [5]	0:34.08 [3]	0:22.96 [4]	0:34.08
		Andrew Mallyon		400m	Overall	(0:08.14)	(0:11.47)	(0:11.45)	(0:11.75)	(0:11.12)	(0:11.07)	
2	6	ALL THE SHOPS	4	67.9	0:08.10	1:17.04 [2]	1:08.94 [6]	0:57.17 [7]	0:45.67 [8]	0:33.97 [8]	0:22.96 [6]	0:33.97 +2
		Michael Rodd		400m	Overall	(0:08.10)	(0:11.77)	(0:11.50)	(0:11.70)	(0:11.01)	(0:11.01)	
3	10	THE LAST SAGA	7	65.1	0:07.91	1:17.33 [3]	1:09.42 [2]	0:58.10 [2]	0:46.71 [2]	0:35.06 [2]	0:23.73 [2]	0:35.06 -1
		Tahlia Fenlon		1200m	Overall	(0:07.91)	(0:11.32)	(0:11.39)	(0:11.65)	(0:11.33)	(0:11.47)	
4	8	ISLERO	10	67.2	0:08.37	1:17.34 [4]	1:08.97 [9]	0:57.41 [8]	0:45.99 [7]	0:34.27 [7]	0:23.22 [7]	0:34.27 -2
		Bailey Wheeler		600m	Overall	(0:08.37)	(0:11.56)	(0:11.42)	(0:11.72)	(0:11.05)	(0:11.14)	
5	15	SHEEZALITTLETORQUE	1	67.1	0:08.00	1:17.42 [5]	1:09.42 [3]	0:58.00 [3]	0:46.52 [3]	0:34.58 [4]	0:23.54 [3]	0:34.58 -7
		Kyle Wilson-Taylor		600m	Overall	(0:08.00)	(0:11.42)	(0:11.48)	(0:11.94)	(0:11.04)	(0:11.25)	
6	14	TOUR DE FIELD	12	67.0	0:08.37	1:17.51 [6]	1:09.14 [8]	0:57.31 [10]	0:45.78 [10]	0:33.92 [10]	0:22.78 [10]	0:33.92 +2
		Robbie Dolan		400m	Overall	(0:08.37)	(0:11.83)	(0:11.53)	(0:11.86)	(0:11.14)	(0:10.99)	
7	2	DESERT MOON	6	67.6	0:08.05	1:17.59 [7]	1:09.54 [4]	0:58.08 [4]	0:46.61 [4]	0:34.70 [5]	0:23.59 [5]	0:34.70 +6
		Les Tilley		600m	Overall	(0:08.05)	(0:11.46)	(0:11.47)	(0:11.91)	(0:11.11)	(0:11.23)	
8	3	SPRING VALLEY	11	69.0	0:08.56	1:17.60 [8]	1:09.04 [10]	0:57.40 [9]	0:45.88 [9]	0:34.17 [9]	0:23.17 [9]	0:34.17 +2
		Georgina Cartwright		600m	Overall	(0:08.56)	(0:11.64)	(0:11.52)	(0:11.71)	(0:11.00)	(0:11.08)	
9	13	LYNRIC LASS	3	65.4	0:08.06	1:17.61 [9]	1:09.55 [5]	0:58.00 [6]	0:46.49 [6]	0:34.64 [6]	0:23.47 [8]	0:34.64 +3
		Chris McIver		600m	Overall	(0:08.06)	(0:11.55)	(0:11.51)	(0:11.85)	(0:11.17)	(0:11.31)	
10	5	VANCOUVER QUEEN	8	64.8	0:07.77	1:17.63 [10]	1:09.86 [1]	0:58.60 [1]	0:47.24 [1]	0:35.41 [1]	0:24.19 [1]	0:35.41 -1
		Vlad Duric		1200m	Overall	(0:07.77)	(0:11.26)	(0:11.36)	(0:11.83)	(0:11.22)	(0:11.53)	

Scratched: El Of A Senorita (#7), Bayerische (#1), Victory's Ghost (#9), Alpha Jane (#11)

Report Created: Sun 28 April 2024 17:33 GMT+10 (Note: Timing is based on position data)

Page 1/15

[] Ranking at each section and finish
-:-:- No data available at this section
NA No data available

SCN Saddle cloth number
DNF Did not finish
DNT Did not track

data processed by TRIPLESDATA



Rockhampton QLD Professional
Race 8: FRASERS LIVESTOCK TRANSPORT BENCHMARK 58 Handicap
- 1300m
28 April 2024 - 16:58



Track Rating: Good 4, Weather: Fine, Rail Position: +2.5m

Section					Overall	1200m	1000m	800m	600m	400m	Last 600m		
Field Times					1:16.89 (0:07.77)	1:09.12 (0:11.26)	0:57.86 (0:11.36)	0:46.50 (0:11.83)	0:34.67 (0:11.22)	0:23.45 (0:11.53)	0:34.67		
Rank	TAB	Horse/Jockey	Barrier	Top Speed [km/h]	Fastest Section							Distance Travelled [m]	
11	12	THE HAIRDRESSER	13	64.7	0:08.70	1:21.77 [11]	1:13.07 [11]	1:01.31 [11]	0:49.72 [11]	0:37.89 [11]	0:26.61 [11]	0:37.89	+1
		Justin Stanley		600m	Overall	(0:08.70)	(0:11.76)	(0:11.59)	(0:11.83)	(0:11.28)	(0:12.11)		

Scratched: El Of A Senorita (#7), Bayerische (#1), Victory's Ghost (#9), Alpha Jane (#11)



Rockhampton QLD Professional
Race 8: FRASERS LIVESTOCK TRANSPORT BENCHMARK 58 Handicap
- 1300m
28 April 2024 - 16:58



Track Rating: Good 4, Weather: Fine, Rail Position: +2.5m

Section Field Times		200m 0:11.92 (0:11.92)					Last 600m 0:34.67		
Rank	TAB	Horse/Jockey	Barrier	Top Speed [km/h]	Fastest Section	Margin		Distance Travelled [m]	
1	4	TOUCH OF GRACIE	2	66.9	0:08.14	0:11.89 [2]	1:16.89	0:34.08	
		Andrew Mallyon		400m	Overall	(0:11.89)			
2	6	ALL THE SHOPS	4	67.9	0:08.10	0:11.95 [4]	0.88L	0:33.97 +2	
		Michael Rodd		400m	Overall	(0:11.95)			
3	10	THE LAST SAGA	7	65.1	0:07.91	0:12.26 [3]	2.59L	0:35.06 -1	
		Tahlia Fenlon		1200m	Overall	(0:12.26)			
4	8	ISLERO	10	67.2	0:08.37	0:12.08 [7]	2.67L	0:34.27 -2	
		Bailey Wheeler		600m	Overall	(0:12.08)			
5	15	SHEEZALITTLETORQUE	1	67.1	0:08.00	0:12.29 [5]	3.15L	0:34.58 -7	
		Kyle Wilson-Taylor		600m	Overall	(0:12.29)			
6	14	TOUR DE FIELD	12	67.0	0:08.37	0:11.79 [10]	3.65L	0:33.92 +2	
		Robbie Dolan		400m	Overall	(0:11.79)			
7	2	DESERT MOON	6	67.6	0:08.05	0:12.36 [6]	4.13L	0:34.70 +6	
		Les Tilley		600m	Overall	(0:12.36)			
8	3	SPRING VALLEY	11	69.0	0:08.56	0:12.09 [9]	4.19L	0:34.17 +2	
		Georgina Cartwright		600m	Overall	(0:12.09)			
9	13	LYNRIC LASS	3	65.4	0:08.06	0:12.16 [8]	4.25L	0:34.64 +3	
		Chris McIver		600m	Overall	(0:12.16)			
10	5	VANCOUVER QUEEN	8	64.8	0:07.77	0:12.66 [1]	4.38L	0:35.41 -1	
		Vlad Duric		1200m	Overall	(0:12.66)			

Scratched: El Of A Senorita (#7), Bayerische (#1), Victory's Ghost (#9), Alpha Jane (#11)

Report Created: Sun 28 April 2024 17:33 GMT+10 (Note: Timing is based on position data)

Page 3/15

[] Ranking at each section and finish
-:-:- No data available at this section
NA No data available

SCN Saddle cloth number
DNF Did not finish
DNT Did not track

data processed by  TRIPLESDATA



Rockhampton QLD Professional
Race 8: FRASERS LIVESTOCK TRANSPORT BENCHMARK 58 Handicap
- 1300m
28 April 2024 - 16:58



Track Rating: Good 4, Weather: Fine, Rail Position: +2.5m

Section						200m	Last 600m		
Field Times						0:11.92 (0:11.92)	0:34.67		
Rank	TAB	Horse/Jockey	Barrier	Top Speed [km/h]	Fastest Section	Margin			
11	12	THE HAIRDRESSER	13	64.7	0:08.70	0:14.50 [11]	28.73L	0:37.89	+1
		Justin Stanley		600m	Overall	(0:14.50)			

Scratched: El Of A Senorita (#7), Bayerische (#1), Victory's Ghost (#9), Alpha Jane (#11)



Horse/Jockey Name	Touch Of Gracie
Final Rank	1
Fastest Section Time (Section)	0:08.14 (Overall)
Top Speed [km/h] (Section)	66.9 (400m)
Race State	Finished

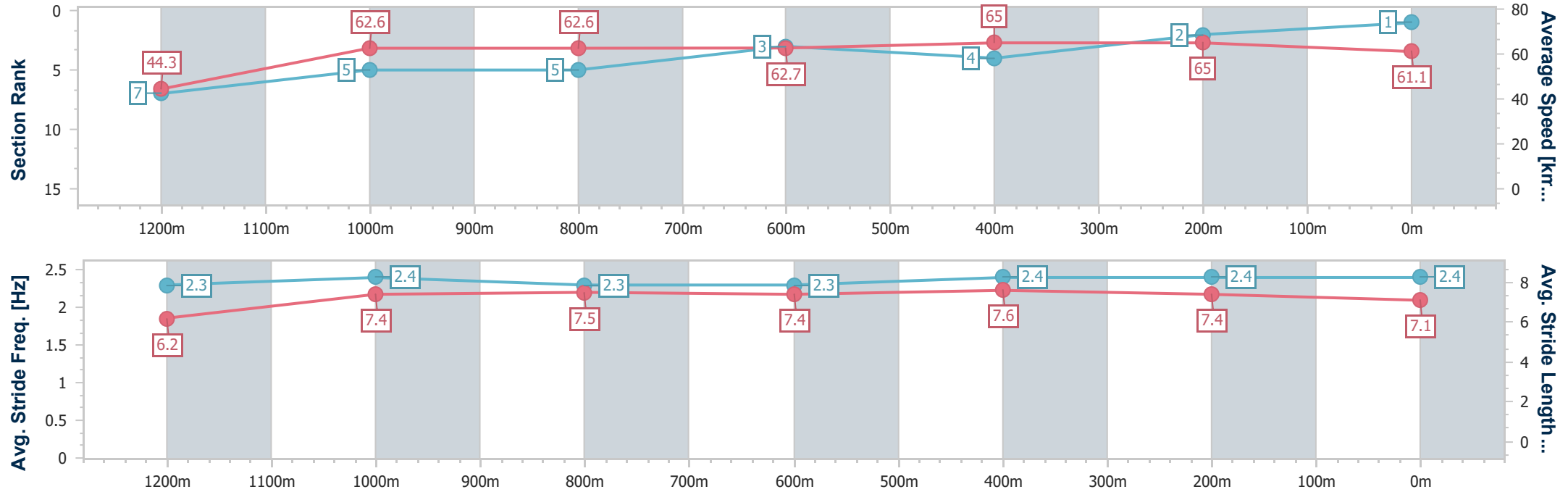


Rockhampton QLD Professional
Race 8: FRASERS LIVESTOCK TRANSPORT BENCHMARK 58
Handicap - 1300m
28 April 2024 - 16:58



Track Rating: Good 4, Weather: Fine, Rail Position: +2.5m

Section	Overall	1200m	1000m	800m	600m	400m	200m						
Section Times	1:16.89 [1] (0:08.14)	1:08.75 [7] (0:11.47)	0:57.28 [5] (0:11.45)	0:45.83 [5] (0:11.75)	0:34.08 [3] (0:11.12)	0:22.96 [4] (0:11.07)	0:11.89 [2] (0:11.89)						
Average Speed [km/h]	44.3	62.6	62.6	62.7	65.0	65.0	61.1						
Top Speed [km/h]	61.5	63.3	63.7	63.5	66.8	66.9	63.6						
Avg. Dist. to Rail [m]	2.8	1.3	1.2	2.8	5.3	5.9	6.6						
Avg. Stride Freq. [Hz]	2.3	2.4	2.3	2.3	2.4	2.4	2.4						
Avg. Stride Length [m]	6.2	7.4	7.5	7.4	7.6	7.4	7.1						





Horse/Jockey Name	All The Shops
Final Rank	2
Fastest Section Time (Section)	0:08.10 (Overall)
Top Speed [km/h] (Section)	67.9 (400m)
Race State	Finished

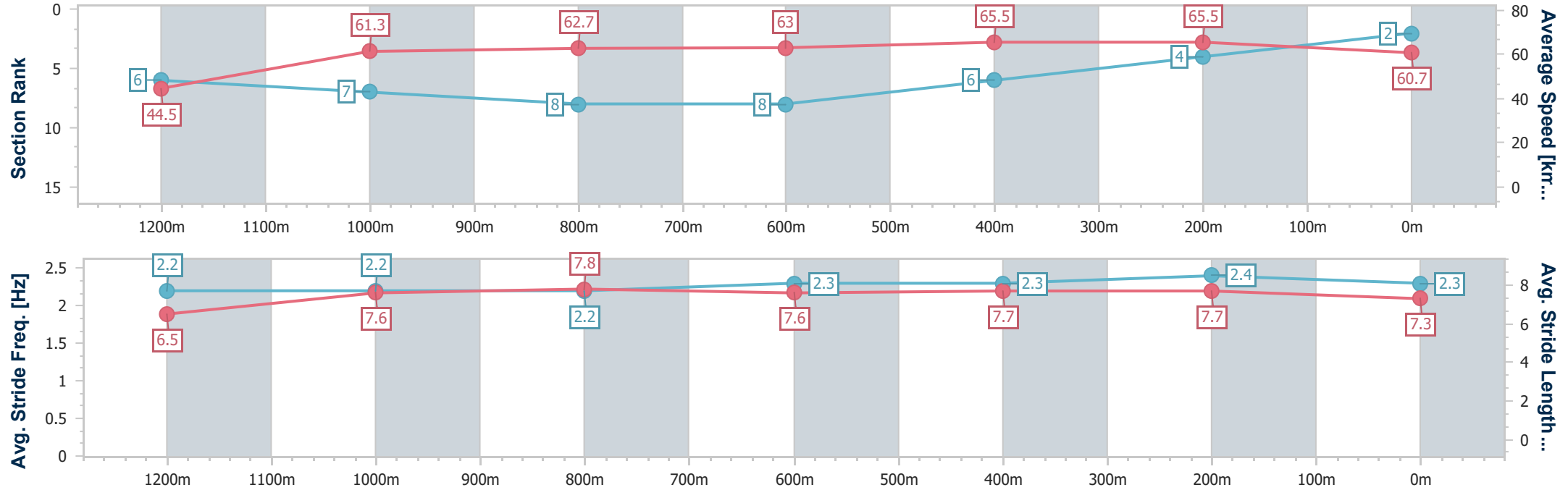


Rockhampton QLD Professional
Race 8: FRASERS LIVESTOCK TRANSPORT BENCHMARK 58
Handicap - 1300m
28 April 2024 - 16:58



Track Rating: Good 4, Weather: Fine, Rail Position: +2.5m

Section	Overall	1200m	1000m	800m	600m	400m	200m						
Section Times	1:17.04 [2] (0:08.10)	1:08.94 [6] (0:11.77)	0:57.17 [7] (0:11.50)	0:45.67 [8] (0:11.70)	0:33.97 [8] (0:11.01)	0:22.96 [6] (0:11.01)	0:11.95 [4] (0:11.95)						
Average Speed [km/h]	44.5	61.3	62.7	63.0	65.5	65.5	60.7						
Top Speed [km/h]	57.8	62.9	64.3	63.4	67.6	67.9	63.0						
Avg. Dist. to Rail [m]	4.9	0.5	0.5	2.9	6.8	8.6	10.0						
Avg. Stride Freq. [Hz]	2.2	2.2	2.2	2.3	2.3	2.4	2.3						
Avg. Stride Length [m]	6.5	7.6	7.8	7.6	7.7	7.7	7.3						





Horse/Jockey Name	The Last Saga
Final Rank	3
Fastest Section Time (Section)	0:07.91 (Overall)
Top Speed [km/h] (Section)	65.1 (1200m)
Race State	Finished

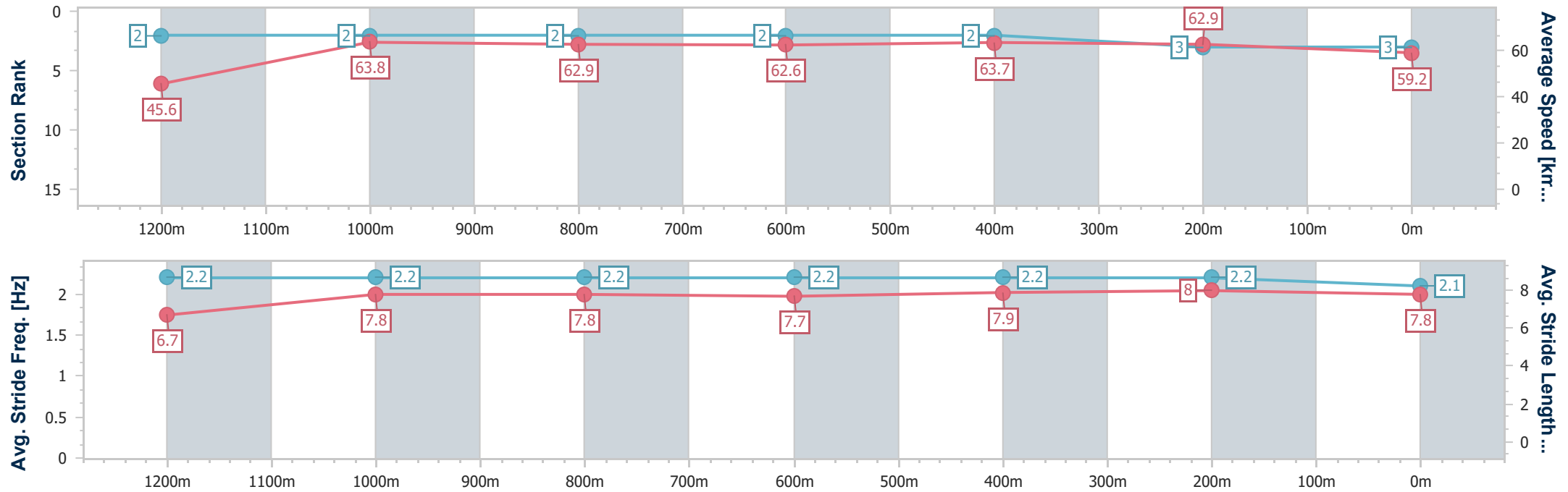


Rockhampton QLD Professional
Race 8: FRASERS LIVESTOCK TRANSPORT BENCHMARK 58
Handicap - 1300m
28 April 2024 - 16:58



Track Rating: Good 4, Weather: Fine, Rail Position: +2.5m

Section	Overall	1200m	1000m	800m	600m	400m	200m						
Section Times	1:17.33 [3] (0:07.91)	1:09.42 [2] (0:11.32)	0:58.10 [2] (0:11.39)	0:46.71 [2] (0:11.65)	0:35.06 [2] (0:11.33)	0:23.73 [2] (0:11.47)	0:12.26 [3] (0:12.26)						
Average Speed [km/h]	45.6	63.8	62.9	62.6	63.7	62.9	59.2						
Top Speed [km/h]	61.1	65.1	63.9	63.4	64.8	64.7	61.4						
Avg. Dist. to Rail [m]	6.5	1.2	0.8	1.6	4.1	4.3	5.8						
Avg. Stride Freq. [Hz]	2.2	2.2	2.2	2.2	2.2	2.2	2.1						
Avg. Stride Length [m]	6.7	7.8	7.8	7.7	7.9	8.0	7.8						





Horse/Jockey Name	Islero
Final Rank	4
Fastest Section Time (Section)	0:08.37 (Overall)
Top Speed [km/h] (Section)	67.2 (600m)
Race State	Finished

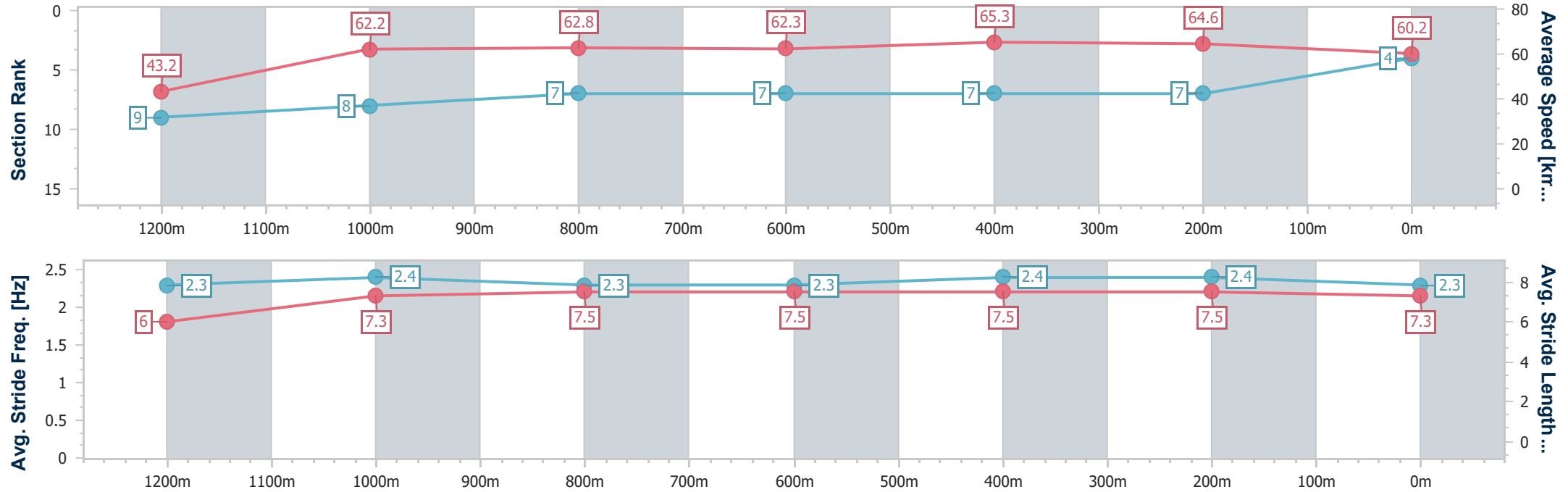


Rockhampton QLD Professional
Race 8: FRASERS LIVESTOCK TRANSPORT BENCHMARK 58
Handicap - 1300m
28 April 2024 - 16:58



Track Rating: Good 4, Weather: Fine, Rail Position: +2.5m

Section	Overall	1200m	1000m	800m	600m	400m	200m						
Section Times	1:17.34 [4] (0:08.37)	1:08.97 [9] (0:11.56)	0:57.41 [8] (0:11.42)	0:45.99 [7] (0:11.72)	0:34.27 [7] (0:11.05)	0:23.22 [7] (0:11.14)	0:12.08 [7] (0:12.08)						
Average Speed [km/h]	43.2	62.2	62.8	62.3	65.3	64.6	60.2						
Top Speed [km/h]	59.8	63.1	64.2	63.6	67.2	66.1	62.4						
Avg. Dist. to Rail [m]	6.1	1.3	1.1	2.0	2.6	2.5	1.7						
Avg. Stride Freq. [Hz]	2.3	2.4	2.3	2.3	2.4	2.4	2.3						
Avg. Stride Length [m]	6.0	7.3	7.5	7.5	7.5	7.5	7.3						





Horse/Jockey Name	Sheezalittletorque
Final Rank	5
Fastest Section Time (Section)	0:08.00 (Overall)
Top Speed [km/h] (Section)	67.1 (600m)
Race State	Finished

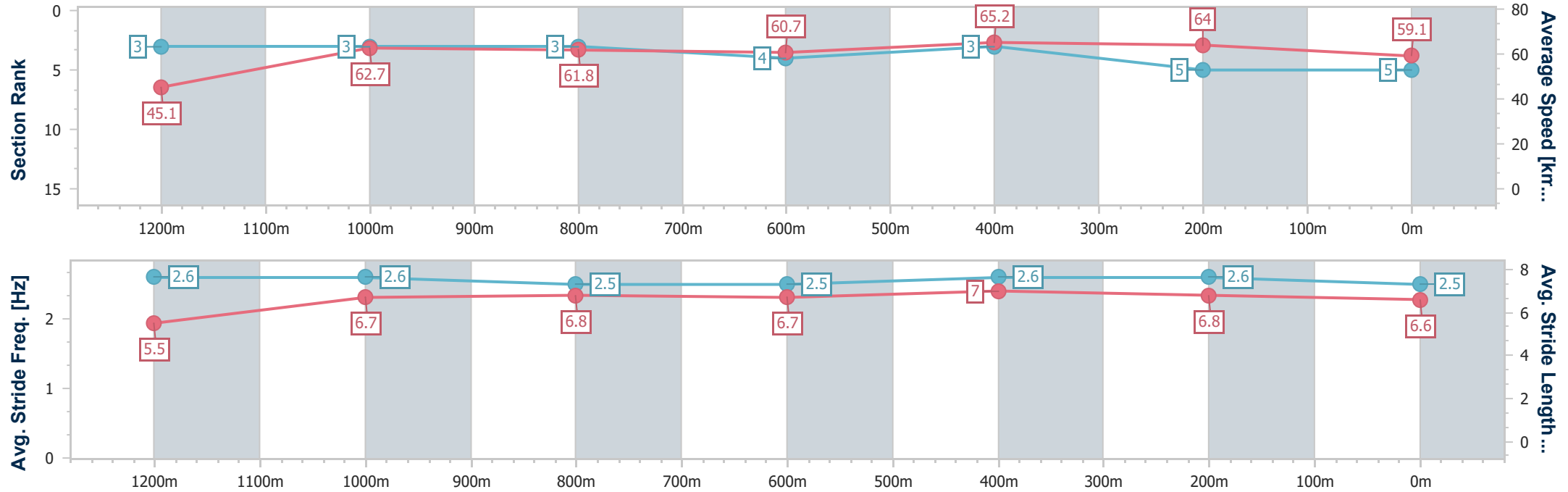


Rockhampton QLD Professional
Race 8: FRASERS LIVESTOCK TRANSPORT BENCHMARK 58
Handicap - 1300m
28 April 2024 - 16:58



Track Rating: Good 4, Weather: Fine, Rail Position: +2.5m

Section	Overall	1200m	1000m	800m	600m	400m	200m						
Section Times	1:17.42 [5] (0:08.00)	1:09.42 [3] (0:11.42)	0:58.00 [3] (0:11.48)	0:46.52 [3] (0:11.94)	0:34.58 [4] (0:11.04)	0:23.54 [3] (0:11.25)	0:12.29 [5] (0:12.29)						
Average Speed [km/h]	45.1	62.7	61.8	60.7	65.2	64.0	59.1						
Top Speed [km/h]	61.0	63.8	63.9	63.0	67.1	66.6	62.0						
Avg. Dist. to Rail [m]	1.2	3.2	2.7	1.2	1.5	3.9	5.1						
Avg. Stride Freq. [Hz]	2.6	2.6	2.5	2.5	2.6	2.6	2.5						
Avg. Stride Length [m]	5.5	6.7	6.8	6.7	7.0	6.8	6.6						





Horse/Jockey Name	Tour De Field
Final Rank	6
Fastest Section Time (Section)	0:08.37 (Overall)
Top Speed [km/h] (Section)	67.0 (400m)
Race State	Finished

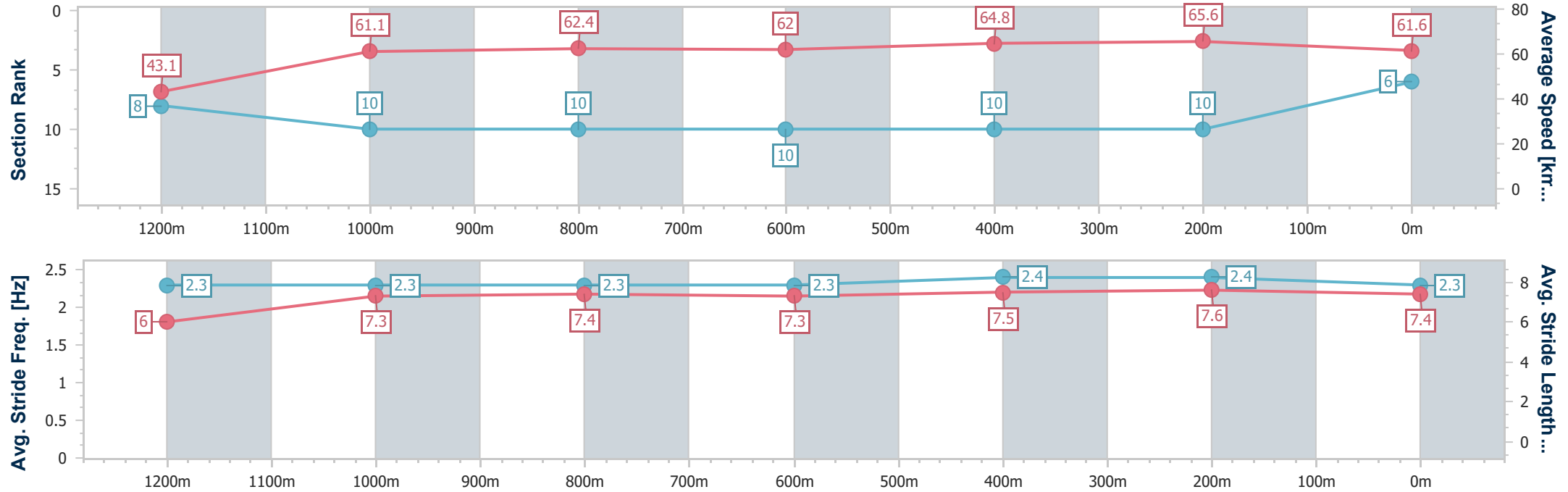


Rockhampton QLD Professional
Race 8: FRASERS LIVESTOCK TRANSPORT BENCHMARK 58
Handicap - 1300m
28 April 2024 - 16:58



Track Rating: Good 4, Weather: Fine, Rail Position: +2.5m

Section	Overall	1200m	1000m	800m	600m	400m	200m						
Section Times	1:17.51 [6] (0:08.37)	1:09.14 [8] (0:11.83)	0:57.31 [10] (0:11.53)	0:45.78 [10] (0:11.86)	0:33.92 [10] (0:11.14)	0:22.78 [10] (0:10.99)	0:11.79 [10] (0:11.79)						
Average Speed [km/h]	43.1	61.1	62.4	62.0	64.8	65.6	61.6						
Top Speed [km/h]	58.7	62.4	63.6	63.2	66.7	67.0	64.0						
Avg. Dist. to Rail [m]	8.9	0.9	0.3	2.5	4.9	5.6	5.6						
Avg. Stride Freq. [Hz]	2.3	2.3	2.3	2.3	2.4	2.4	2.3						
Avg. Stride Length [m]	6.0	7.3	7.4	7.3	7.5	7.6	7.4						





Horse/Jockey Name	Desert Moon
Final Rank	7
Fastest Section Time (Section)	0:08.05 (Overall)
Top Speed [km/h] (Section)	67.6 (600m)
Race State	Finished

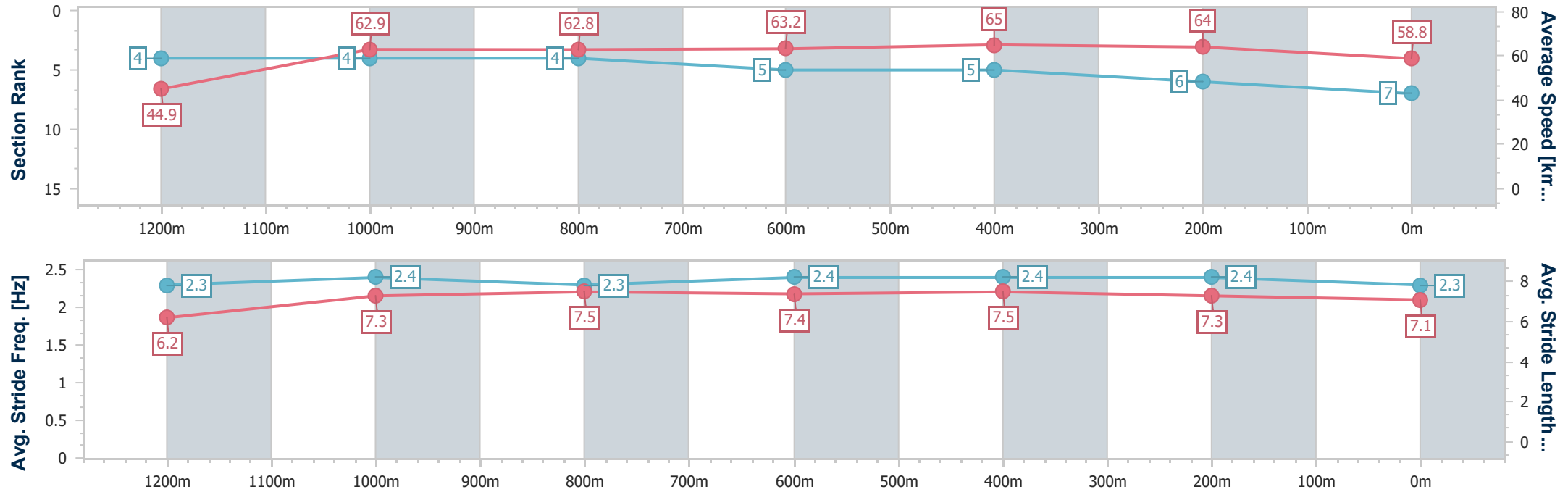


Rockhampton QLD Professional
Race 8: FRASERS LIVESTOCK TRANSPORT BENCHMARK 58
Handicap - 1300m
28 April 2024 - 16:58



Track Rating: Good 4, Weather: Fine, Rail Position: +2.5m

Section	Overall	1200m	1000m	800m	600m	400m	200m						
Section Times	1:17.59 [7] (0:08.05)	1:09.54 [4] (0:11.46)	0:58.08 [4] (0:11.47)	0:46.61 [4] (0:11.91)	0:34.70 [5] (0:11.11)	0:23.59 [5] (0:11.23)	0:12.36 [6] (0:12.36)						
Average Speed [km/h]	44.9	62.9	62.8	63.2	65.0	64.0	58.8						
Top Speed [km/h]	59.3	64.4	64.0	64.8	67.6	66.4	62.6						
Avg. Dist. to Rail [m]	5.1	0.4	0.9	5.2	6.3	8.0	10.2						
Avg. Stride Freq. [Hz]	2.3	2.4	2.3	2.4	2.4	2.4	2.3						
Avg. Stride Length [m]	6.2	7.3	7.5	7.4	7.5	7.3	7.1						





Horse/Jockey Name	Spring Valley
Final Rank	8
Fastest Section Time (Section)	0:08.56 (Overall)
Top Speed [km/h] (Section)	69.0 (600m)
Race State	Finished

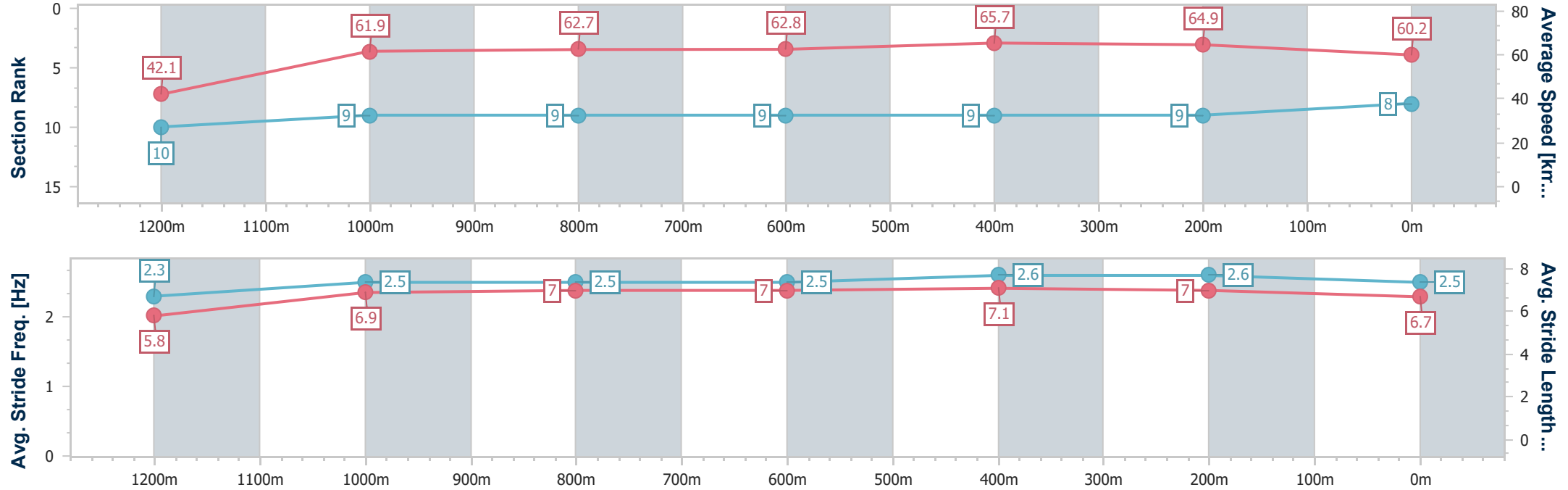


Rockhampton QLD Professional
Race 8: FRASERS LIVESTOCK TRANSPORT BENCHMARK 58
Handicap - 1300m
28 April 2024 - 16:58



Track Rating: Good 4, Weather: Fine, Rail Position: +2.5m

Section	Overall	1200m	1000m	800m	600m	400m	200m						
Section Times	1:17.60 [8] (0:08.56)	1:09.04 [10] (0:11.64)	0:57.40 [9] (0:11.52)	0:45.88 [9] (0:11.71)	0:34.17 [9] (0:11.00)	0:23.17 [9] (0:11.08)	0:12.09 [9] (0:12.09)						
Average Speed [km/h]	42.1	61.9	62.7	62.8	65.7	64.9	60.2						
Top Speed [km/h]	58.3	63.8	64.0	64.2	69.0	67.8	63.5						
Avg. Dist. to Rail [m]	7.8	0.6	0.7	2.4	7.0	6.7	7.9						
Avg. Stride Freq. [Hz]	2.3	2.5	2.5	2.5	2.6	2.6	2.5						
Avg. Stride Length [m]	5.8	6.9	7.0	7.0	7.1	7.0	6.7						





Horse/Jockey Name	Lynric Lass
Final Rank	9
Fastest Section Time (Section)	0:08.06 (Overall)
Top Speed [km/h] (Section)	65.4 (600m)
Race State	Finished

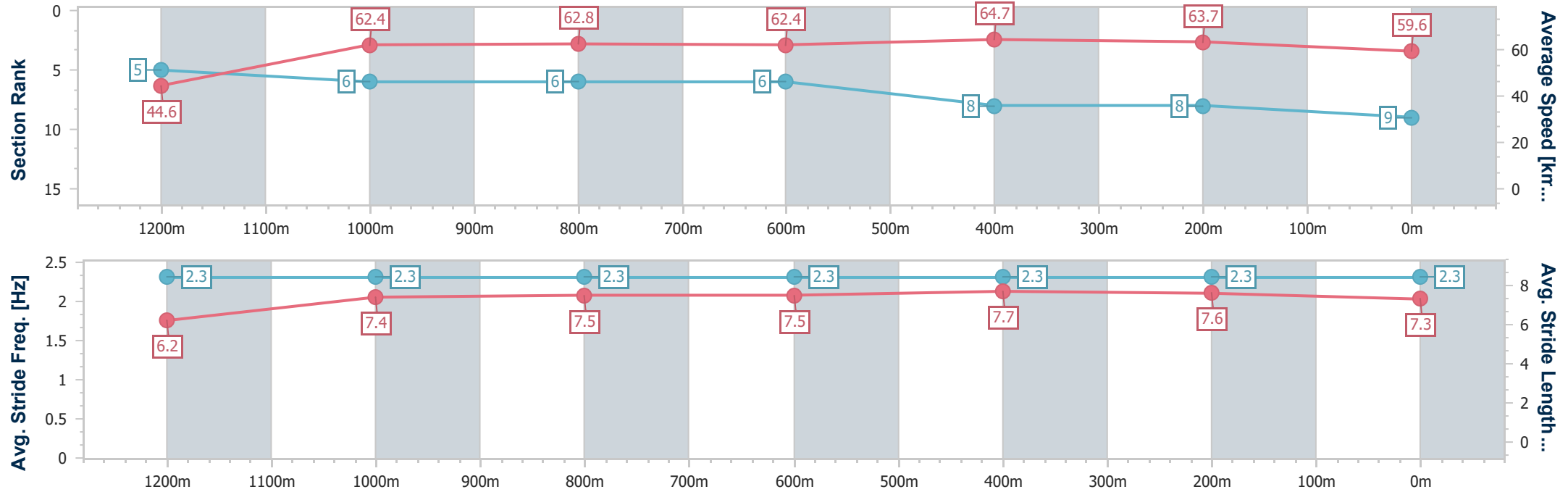


Rockhampton QLD Professional
Race 8: FRASERS LIVESTOCK TRANSPORT BENCHMARK 58
Handicap - 1300m
28 April 2024 - 16:58



Track Rating: Good 4, Weather: Fine, Rail Position: +2.5m

Section	Overall	1200m	1000m	800m	600m	400m	200m						
Section Times	1:17.61 [9] (0:08.06)	1:09.55 [5] (0:11.55)	0:58.00 [6] (0:11.51)	0:46.49 [6] (0:11.85)	0:34.64 [6] (0:11.17)	0:23.47 [8] (0:11.31)	0:12.16 [8] (0:12.16)						
Average Speed [km/h]	44.6	62.4	62.8	62.4	64.7	63.7	59.6						
Top Speed [km/h]	60.1	63.5	63.7	63.4	65.4	65.3	62.2						
Avg. Dist. to Rail [m]	4.4	0.3	0.7	3.4	5.1	5.6	6.6						
Avg. Stride Freq. [Hz]	2.3	2.3	2.3	2.3	2.3	2.3	2.3						
Avg. Stride Length [m]	6.2	7.4	7.5	7.5	7.7	7.6	7.3						





Horse/Jockey Name	Vancouver Queen
Final Rank	10
Fastest Section Time (Section)	0:07.77 (Overall)
Top Speed [km/h] (Section)	64.8 (1200m)
Race State	Finished

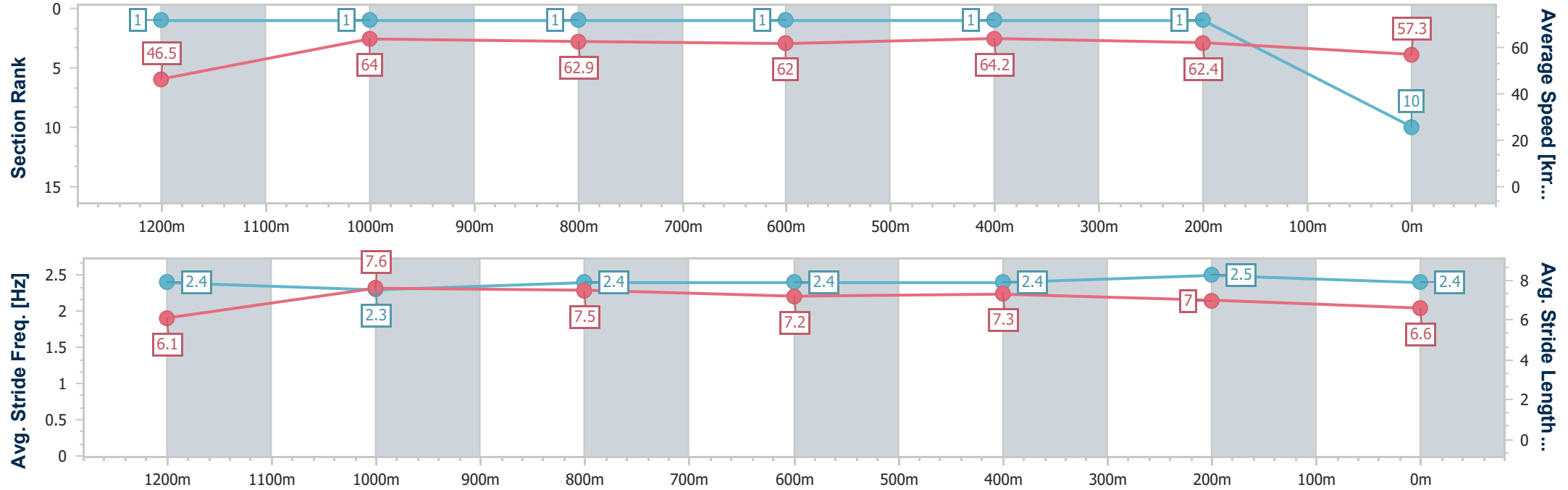


Rockhampton QLD Professional
Race 8: FRASERS LIVESTOCK TRANSPORT BENCHMARK 58
Handicap - 1300m
28 April 2024 - 16:58



Track Rating: Good 4, Weather: Fine, Rail Position: +2.5m

Section	Overall	1200m	1000m	800m	600m	400m	200m						
Section Times	1:17.63 [10] (0:07.77)	1:09.86 [1] (0:11.26)	0:58.60 [1] (0:11.36)	0:47.24 [1] (0:11.83)	0:35.41 [1] (0:11.22)	0:24.19 [1] (0:11.53)	0:12.66 [1] (0:12.66)						
Average Speed [km/h]	46.5	64.0	62.9	62.0	64.2	62.4	57.3						
Top Speed [km/h]	63.4	64.8	64.0	63.0	64.5	64.4	59.5						
Avg. Dist. to Rail [m]	6.8	1.6	1.4	2.1	2.0	2.4	2.4						
Avg. Stride Freq. [Hz]	2.4	2.3	2.4	2.4	2.4	2.5	2.4						
Avg. Stride Length [m]	6.1	7.6	7.5	7.2	7.3	7.0	6.6						





Horse/Jockey Name	The Hairdresser
Final Rank	11
Fastest Section Time (Section)	0:08.70 (Overall)
Top Speed [km/h] (Section)	64.7 (600m)
Race State	Finished



Rockhampton QLD Professional
Race 8: FRASERS LIVESTOCK TRANSPORT BENCHMARK 58
Handicap - 1300m
28 April 2024 - 16:58



Track Rating: Good 4, Weather: Fine, Rail Position: +2.5m

Section	Overall	1200m	1000m	800m	600m	400m	200m						
Section Times	1:21.77 [11] (0:08.70)	1:13.07 [11] (0:11.76)	1:01.31 [11] (0:11.59)	0:49.72 [11] (0:11.83)	0:37.89 [11] (0:11.28)	0:26.61 [11] (0:12.11)	0:14.50 [11] (0:14.50)						
Average Speed [km/h]	41.5	61.3	62.1	62.3	64.0	59.4	50.1						
Top Speed [km/h]	57.5	62.4	63.0	63.5	64.7	64.4	54.9						
Avg. Dist. to Rail [m]	9.7	0.9	0.7	2.9	3.9	3.1	4.3						
Avg. Stride Freq. [Hz]	2.2	2.3	2.3	2.3	2.3	2.2	2.1						
Avg. Stride Length [m]	6.0	7.3	7.6	7.6	7.7	7.4	6.8						

