



Rockhampton QLD Professional

Race 1: Wade Hunt IT QTIS Two-Years-Old Handicap - 1050m

14 May 2024 - 13:45



Track Rating: Good 4, Weather: Fine, Rail Position: +4.5m

Section		Overall				1000m	800m	600m	400m	200m	Last 600m		
Field Times		1:00.22				0:56.06	0:44.88	0:33.29	0:22.38	0:11.57	0:33.29		
		(0:04.16)				(0:11.18)	(0:11.59)	(0:10.91)	(0:10.81)	(0:11.57)			
Rank	TAB	Horse/Jockey	Barrier	Top Speed [km/h]	Fastest Section						Margin	Distance Travelled [m]	
1	1	I'LLTELLYOUGO	3	67.7	0:04.34	1:00.22 [1]	0:55.88 [2]	0:44.88 [1]	0:33.29 [1]	0:22.38 [1]	0:11.57 [1]	1:00.22	0:33.29
		Brooke Johnson		400m	Overall	(0:04.34)	(0:11.00)	(0:11.59)	(0:10.91)	(0:10.81)	(0:11.57)		
2	2	ASTRA STAR	4	69.3	0:04.42	1:00.36 [2]	0:55.94 [3]	0:44.70 [3]	0:33.05 [3]	0:22.23 [3]	0:11.57 [2]	0.83L	0:33.05
		Les Tilley		600m	Overall	(0:04.42)	(0:11.24)	(0:11.65)	(0:10.82)	(0:10.66)	(0:11.57)		+4
3	4	AMBERINGER	2	68.8	0:04.43	1:00.97 [3]	0:56.54 [4]	0:44.91 [5]	0:33.51 [4]	0:22.63 [4]	0:11.78 [4]	4.43L	0:33.51
		Warwick Satherley		600m	Overall	(0:04.43)	(0:11.63)	(0:11.40)	(0:10.88)	(0:10.85)	(0:11.78)		+4
4	6	FLY TRAP	6	69.3	0:04.61	1:01.11 [4]	0:56.50 [6]	0:44.77 [6]	0:33.46 [6]	0:22.72 [5]	0:12.02 [3]	5.27L	0:33.46
		Chris Whiteley		600m	Overall	(0:04.61)	(0:11.73)	(0:11.31)	(0:10.74)	(0:10.70)	(0:12.02)		+5
5	3	DUBIOUS AUTHORITY	1	67.5	0:04.16	1:01.71 [5]	0:57.55 [1]	0:45.99 [4]	0:34.22 [5]	0:23.27 [6]	0:12.12 [6]	8.77L	0:34.22
		Melea Castle		600m	Overall	(0:04.16)	(0:11.56)	(0:11.77)	(0:10.95)	(0:11.15)	(0:12.12)		+7
6	5	BOOM SIGHT	5	68.3	0:04.46	1:02.29 [6]	0:57.83 [5]	0:46.94 [2]	0:35.28 [2]	0:24.30 [2]	0:12.95 [5]	12.21L	0:35.28
		Jackson Murphy		1000m	Overall	(0:04.46)	(0:10.89)	(0:11.66)	(0:10.98)	(0:11.35)	(0:12.95)		+2



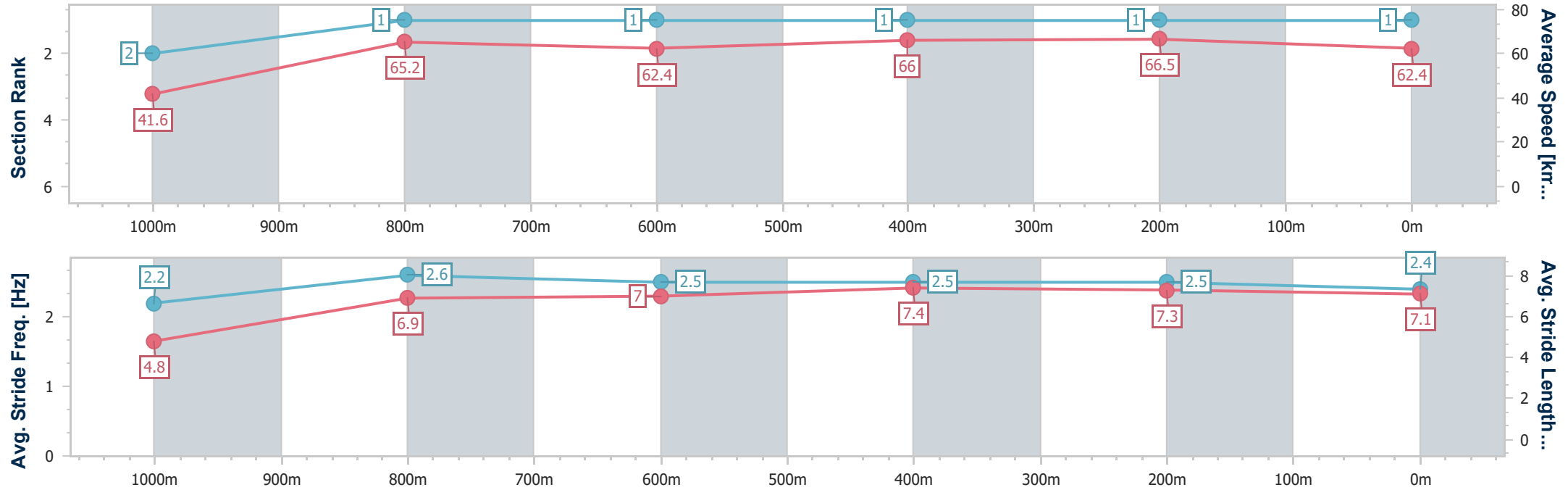
Horse/Jockey Name	I'ltellyougo
Final Rank	1
Fastest Section Time (Section)	0:04.34 (Overall)
Top Speed [km/h] (Section)	67.7 (400m)
Race State	Finished



Rockhampton QLD Professional
Race 1: Wade Hunt IT QTIS Two-Years-Old Handicap - 1050m
14 May 2024 - 13:45
Track Rating: Good 4, Weather: Fine, Rail Position: +4.5m



Section	Overall	1000m	800m	600m	400m	200m							
Section Times	1:00.22 [1] (0:04.34)	0:55.88 [2] (0:11.00)	0:44.88 [1] (0:11.59)	0:33.29 [1] (0:10.91)	0:22.38 [1] (0:10.81)	0:11.57 [1] (0:11.57)							
Average Speed [km/h]	41.6	65.2	62.4	66.0	66.5	62.4							
Top Speed [km/h]	56.9	67.2	65.1	67.7	67.7	65.1							
Avg. Dist. to Rail [m]	1.9	0.8	1.3	1.4	1.8	2.9							
Avg. Stride Freq. [Hz]	2.2	2.6	2.5	2.5	2.5	2.4							
Avg. Stride Length [m]	4.8	6.9	7.0	7.4	7.3	7.1							





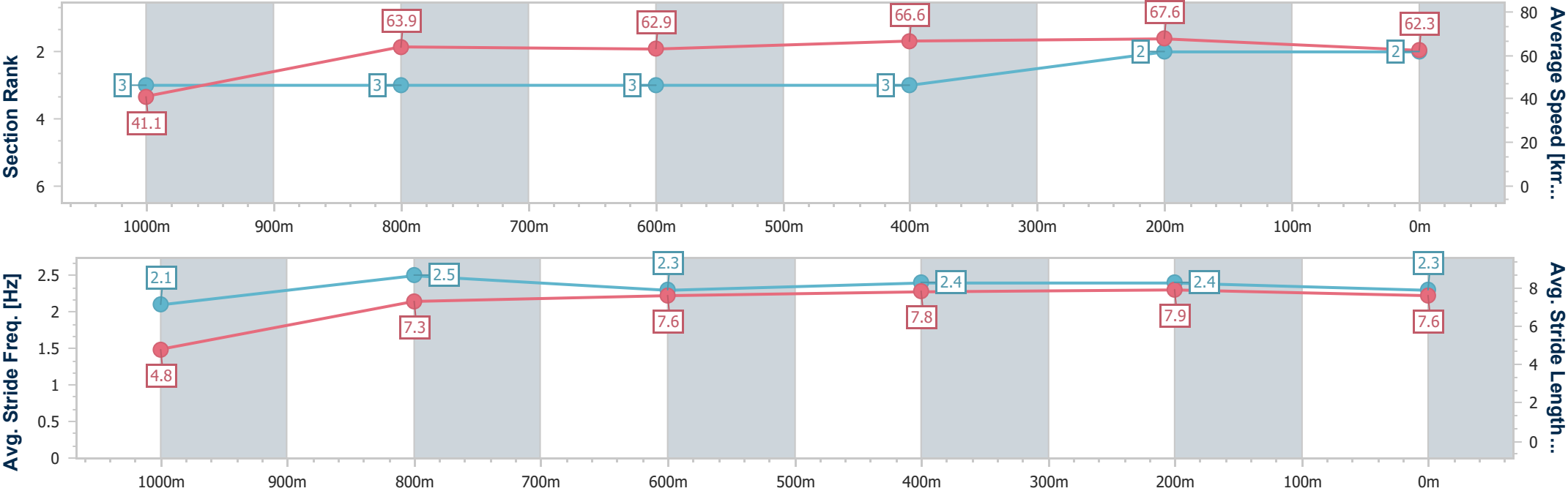
Horse/Jockey Name	Astra Star
Final Rank	2
Fastest Section Time (Section)	0:04.42 (Overall)
Top Speed [km/h] (Section)	69.3 (600m)
Race State	Finished



Rockhampton QLD Professional
Race 1: Wade Hunt IT QTIS Two-Years-Old Handicap - 1050m
14 May 2024 - 13:45
Track Rating: Good 4, Weather: Fine, Rail Position: +4.5m



Section	Overall	1000m	800m	600m	400m	200m								
Section Times	1:00.36 [2] (0:04.42)	0:55.94 [3] (0:11.24)	0:44.70 [3] (0:11.65)	0:33.05 [3] (0:10.82)	0:22.23 [3] (0:10.66)	0:11.57 [2] (0:11.57)								
Average Speed [km/h]	41.1	63.9	62.9	66.6	67.6	62.3								
Top Speed [km/h]	56.0	66.1	65.9	69.3	69.3	66.1								
Avg. Dist. to Rail [m]	3.2	0.6	2.1	4.7	4.7	5.3								
Avg. Stride Freq. [Hz]	2.1	2.5	2.3	2.4	2.4	2.3								
Avg. Stride Length [m]	4.8	7.3	7.6	7.8	7.9	7.6								





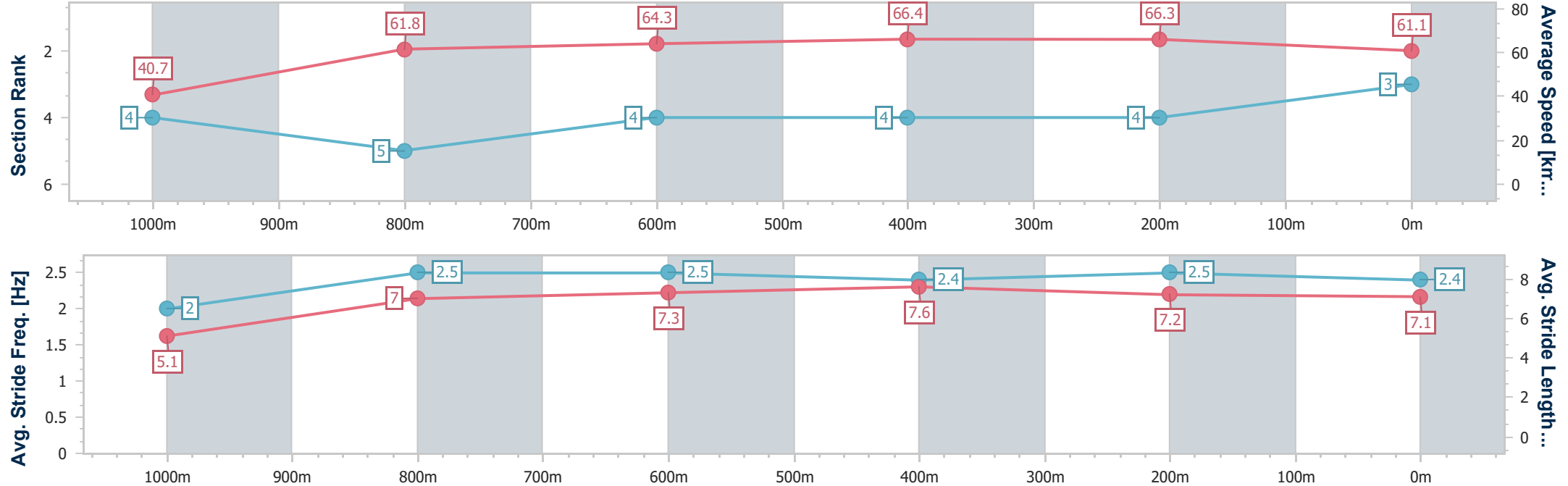
Horse/Jockey Name	Amberinger
Final Rank	3
Fastest Section Time (Section)	0:04.43 (Overall)
Top Speed [km/h] (Section)	68.8 (600m)
Race State	Finished



Rockhampton QLD Professional
Race 1: Wade Hunt IT QTIS Two-Years-Old Handicap - 1050m
14 May 2024 - 13:45
Track Rating: Good 4, Weather: Fine, Rail Position: +4.5m



Section	Overall	1000m	800m	600m	400m	200m								
Section Times	1:00.97 [3] (0:04.43)	0:56.54 [4] (0:11.63)	0:44.91 [5] (0:11.40)	0:33.51 [4] (0:10.88)	0:22.63 [4] (0:10.85)	0:11.78 [4] (0:11.78)								
Average Speed [km/h]	40.7	61.8	64.3	66.4	66.3	61.1								
Top Speed [km/h]	56.9	65.5	65.5	68.8	67.9	66.1								
Avg. Dist. to Rail [m]	1.0	0.7	2.4	4.3	6.2	5.9								
Avg. Stride Freq. [Hz]	2.0	2.5	2.5	2.4	2.5	2.4								
Avg. Stride Length [m]	5.1	7.0	7.3	7.6	7.2	7.1								





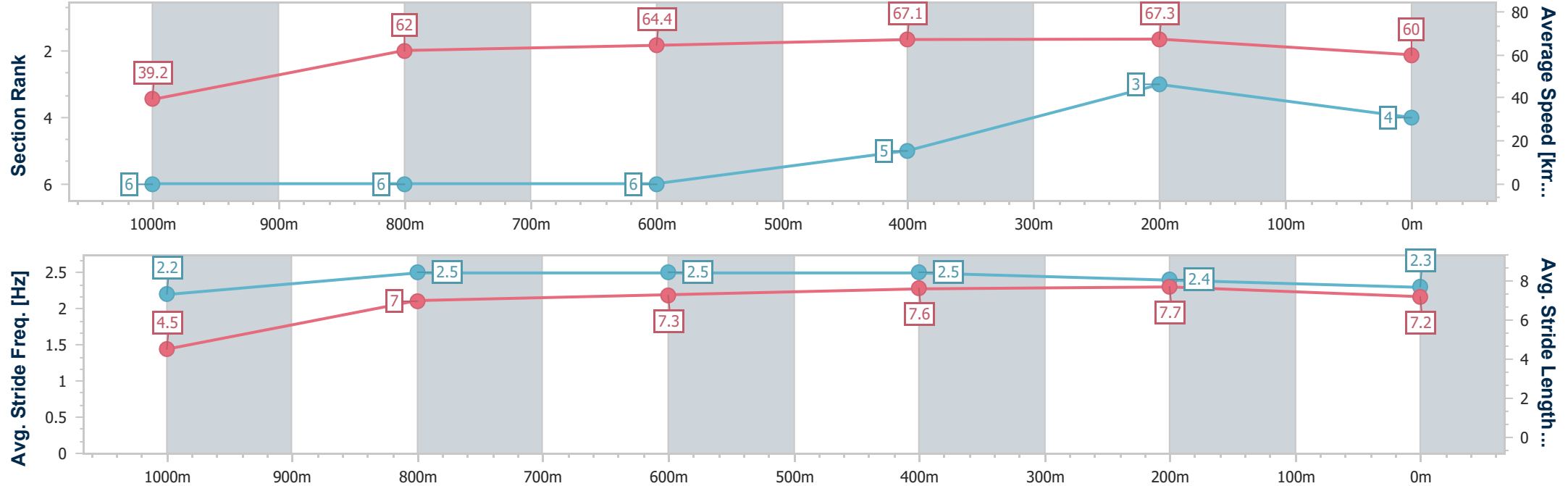
Horse/Jockey Name	Fly Trap
Final Rank	4
Fastest Section Time (Section)	0:04.61 (Overall)
Top Speed [km/h] (Section)	69.3 (600m)
Race State	Finished



Rockhampton QLD Professional
Race 1: Wade Hunt IT QTIS Two-Years-Old Handicap - 1050m
14 May 2024 - 13:45
Track Rating: Good 4, Weather: Fine, Rail Position: +4.5m



Section	Overall	1000m	800m	600m	400m	200m								
Section Times	1:01.11 [4] (0:04.61)	0:56.50 [6] (0:11.73)	0:44.77 [6] (0:11.31)	0:33.46 [6] (0:10.74)	0:22.72 [5] (0:10.70)	0:12.02 [3] (0:12.02)								
Average Speed [km/h]	39.2	62.0	64.4	67.1	67.3	60.0								
Top Speed [km/h]	55.4	64.9	65.8	69.3	68.9	64.6								
Avg. Dist. to Rail [m]	6.2	1.9	1.3	3.8	4.7	3.8								
Avg. Stride Freq. [Hz]	2.2	2.5	2.5	2.5	2.4	2.3								
Avg. Stride Length [m]	4.5	7.0	7.3	7.6	7.7	7.2								





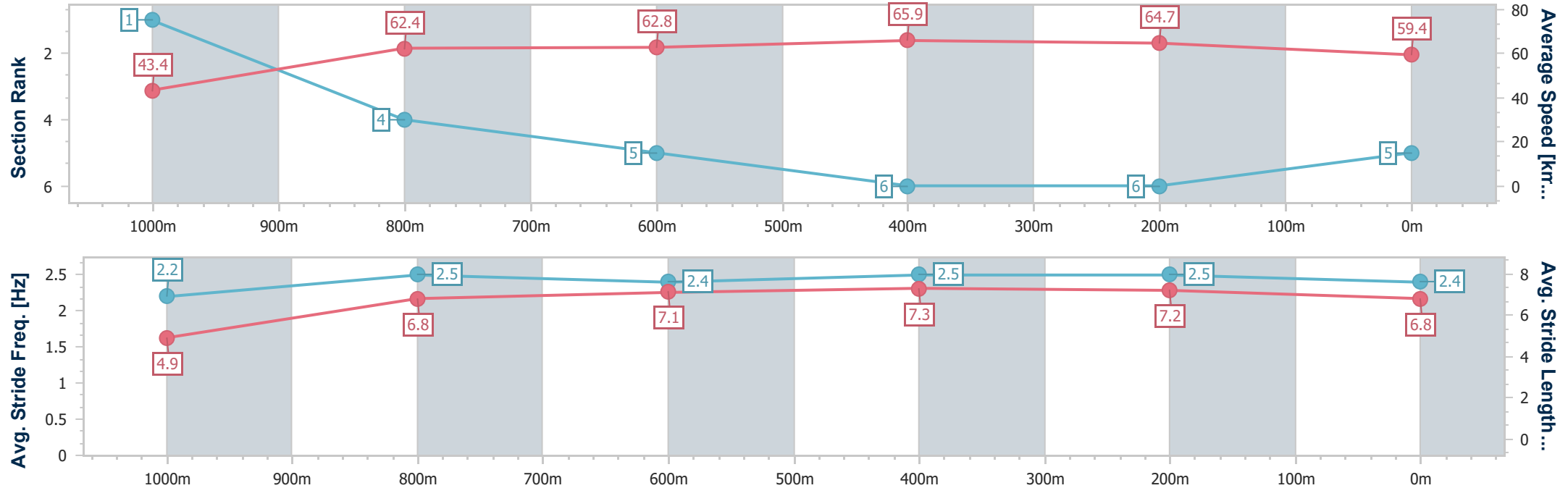
Horse/Jockey Name	Dubious Authority
Final Rank	5
Fastest Section Time (Section)	0:04.16 (Overall)
Top Speed [km/h] (Section)	67.5 (600m)
Race State	Finished



Rockhampton QLD Professional
Race 1: Wade Hunt IT QTIS Two-Years-Old Handicap - 1050m
14 May 2024 - 13:45
Track Rating: Good 4, Weather: Fine, Rail Position: +4.5m



Section	Overall	1000m	800m	600m	400m	200m								
Section Times	1:01.71 [5] (0:04.16)	0:57.55 [1] (0:11.56)	0:45.99 [4] (0:11.77)	0:34.22 [5] (0:10.95)	0:23.27 [6] (0:11.15)	0:12.12 [6] (0:12.12)								
Average Speed [km/h]	43.4	62.4	62.8	65.9	64.7	59.4								
Top Speed [km/h]	55.0	64.6	64.5	67.5	66.8	62.2								
Avg. Dist. to Rail [m]	0.7	1.3	3.4	4.0	3.5	6.1								
Avg. Stride Freq. [Hz]	2.2	2.5	2.4	2.5	2.5	2.4								
Avg. Stride Length [m]	4.9	6.8	7.1	7.3	7.2	6.8								





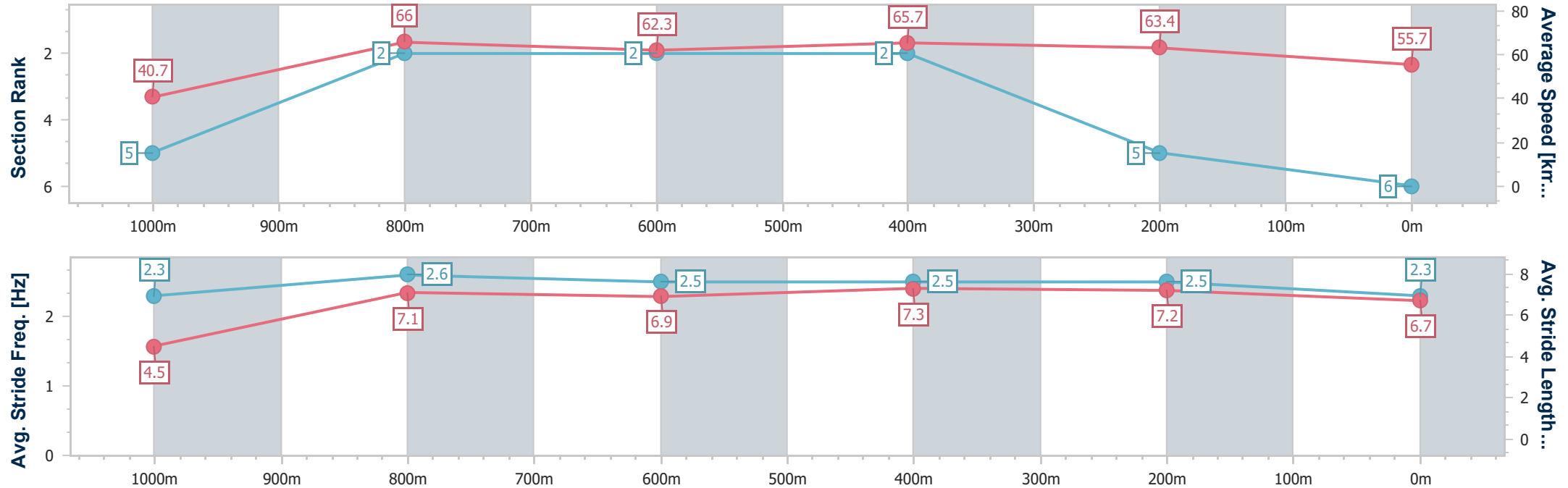
Horse/Jockey Name	Boom Sight
Final Rank	6
Fastest Section Time (Section)	0:04.46 (Overall)
Top Speed [km/h] (Section)	68.3 (1000m)
Race State	Finished



Rockhampton QLD Professional
Race 1: Wade Hunt IT QTIS Two-Years-Old Handicap - 1050m
14 May 2024 - 13:45
Track Rating: Good 4, Weather: Fine, Rail Position: +4.5m



Section	Overall	1000m	800m	600m	400m	200m								
Section Times	1:02.29 [6] (0:04.46)	0:57.83 [5] (0:10.89)	0:46.94 [2] (0:11.66)	0:35.28 [2] (0:10.98)	0:24.30 [2] (0:11.35)	0:12.95 [5] (0:12.95)								
Average Speed [km/h]	40.7	66.0	62.3	65.7	63.4	55.7								
Top Speed [km/h]	58.2	68.3	67.6	67.0	65.7	59.6								
Avg. Dist. to Rail [m]	4.6	0.9	1.4	3.4	3.2	3.1								
Avg. Stride Freq. [Hz]	2.3	2.6	2.5	2.5	2.5	2.3								
Avg. Stride Length [m]	4.5	7.1	6.9	7.3	7.2	6.7								





Rockhampton QLD Professional

Race 2: TAB OPEN Handicap - 1050m

14 May 2024 - 14:18



Track Rating: Good 4, Weather: Fine, Rail Position: +4.5m

Section		Overall				1000m	800m	600m	400m	200m	Last 600m		
Field Times		0:59.81 (0:04.20)				0:55.61 (0:11.19)	0:44.42 (0:11.11)	0:33.31 (0:10.66)	0:22.65 (0:10.94)	0:11.71 (0:11.71)	0:33.31		
Rank	TAB Horse/Jockey	Barrier	Top Speed [km/h]	Fastest Section							Margin	Distance Travelled [m]	
1	3 EXETER	7	68.4	0:04.31	0:59.81 [1]	0:55.50 [2]	0:44.20 [3]	0:33.04 [3]	0:22.38 [3]	0:11.63 [2]	0:59.81	0:33.04	
	Georgina Cartwright		600m	Overall	(0:04.31)	(0:11.30)	(0:11.16)	(0:10.66)	(0:10.75)	(0:11.63)			
2	4 JUST SUPER	1	69.2	0:04.48	0:59.96 [2]	0:55.48 [5]	0:44.43 [2]	0:33.46 [1]	0:22.80 [2]	0:11.86 [1]	0.88L	0:33.46	-9
	Ryan Wiggins		600m	Overall	(0:04.48)	(0:11.05)	(0:10.97)	(0:10.66)	(0:10.94)	(0:11.86)			
3	1 CAPTAIN FOX	2	68.1	0:04.35	0:59.97 [3]	0:55.62 [3]	0:44.24 [4]	0:33.18 [4]	0:22.46 [4]	0:11.71 [3]	0.92L	0:33.18	-1
	Chris Whiteley		400m	Overall	(0:04.35)	(0:11.38)	(0:11.06)	(0:10.72)	(0:10.75)	(0:11.71)			
4	2 THISLAND IS MYLAND	4	69.2	0:04.53	1:00.05 [4]	0:55.52 [6]	0:44.04 [6]	0:33.17 [5]	0:22.54 [5]	0:11.69 [5]	1.4L	0:33.17	-4
	Les Tilley		800m	Overall	(0:04.53)	(0:11.48)	(0:10.87)	(0:10.63)	(0:10.85)	(0:11.69)			
5	6 MEDIA EMPIRE	3	69.2	0:04.44	1:00.19 [5]	0:55.75 [4]	0:44.21 [5]	0:33.24 [6]	0:22.59 [6]	0:11.70 [6]	2.19L	0:33.24	-3
	Warwick Satherley		400m	Overall	(0:04.44)	(0:11.54)	(0:10.97)	(0:10.65)	(0:10.89)	(0:11.70)			
6	7 IT'S GERRY	5	67.8	0:04.20	1:00.57 [6]	0:56.37 [1]	0:45.18 [1]	0:34.06 [2]	0:23.41 [1]	0:12.28 [4]	4.46L	0:34.06	-2
	Brooke Johnson		600m	Overall	(0:04.20)	(0:11.19)	(0:11.12)	(0:10.65)	(0:11.13)	(0:12.28)			

Scratched: Doubting Eye (#5)



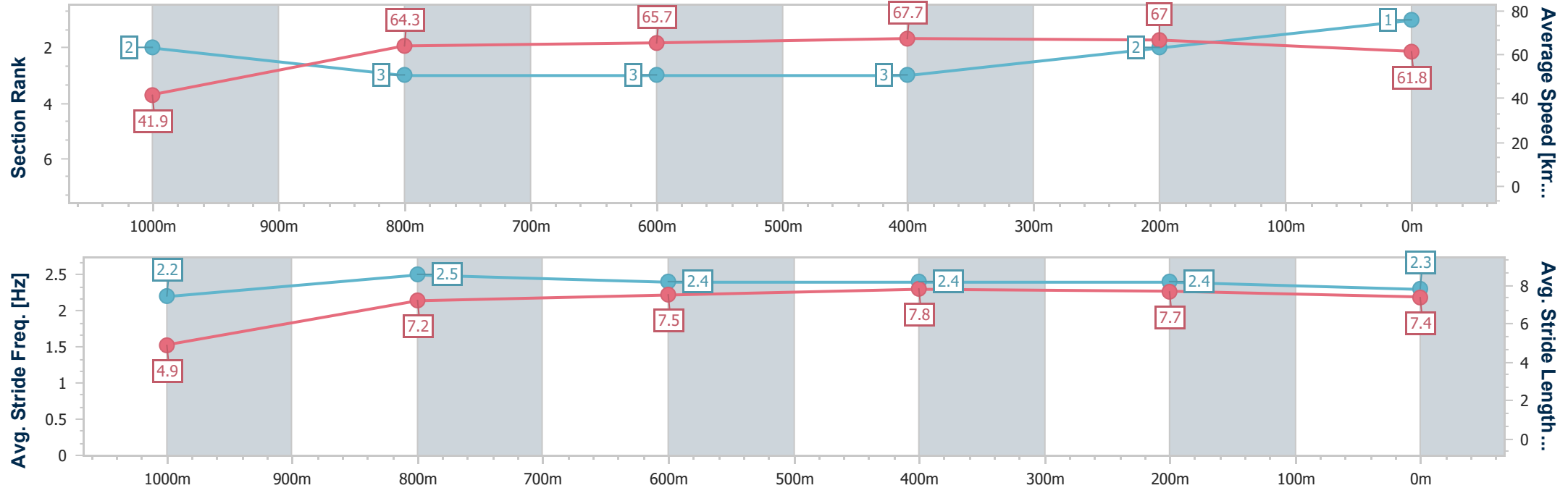
Horse/Jockey Name	Exeter
Final Rank	1
Fastest Section Time (Section)	0:04.31 (Overall)
Top Speed [km/h] (Section)	68.4 (600m)
Race State	Finished



Rockhampton QLD Professional
Race 2: TAB OPEN Handicap - 1050m
14 May 2024 - 14:18
Track Rating: Good 4, Weather: Fine, Rail Position: +4.5m



Section	Overall	1000m	800m	600m	400m	200m								
Section Times	0:59.81 [1] (0:04.31)	0:55.50 [2] (0:11.30)	0:44.20 [3] (0:11.16)	0:33.04 [3] (0:10.66)	0:22.38 [3] (0:10.75)	0:11.63 [2] (0:11.63)								
Average Speed [km/h]	41.9	64.3	65.7	67.7	67.0	61.8								
Top Speed [km/h]	56.6	66.0	66.2	68.4	68.1	65.4								
Avg. Dist. to Rail [m]	5.9	2.4	2.3	3.8	4.5	4.4								
Avg. Stride Freq. [Hz]	2.2	2.5	2.4	2.4	2.4	2.3								
Avg. Stride Length [m]	4.9	7.2	7.5	7.8	7.7	7.4								





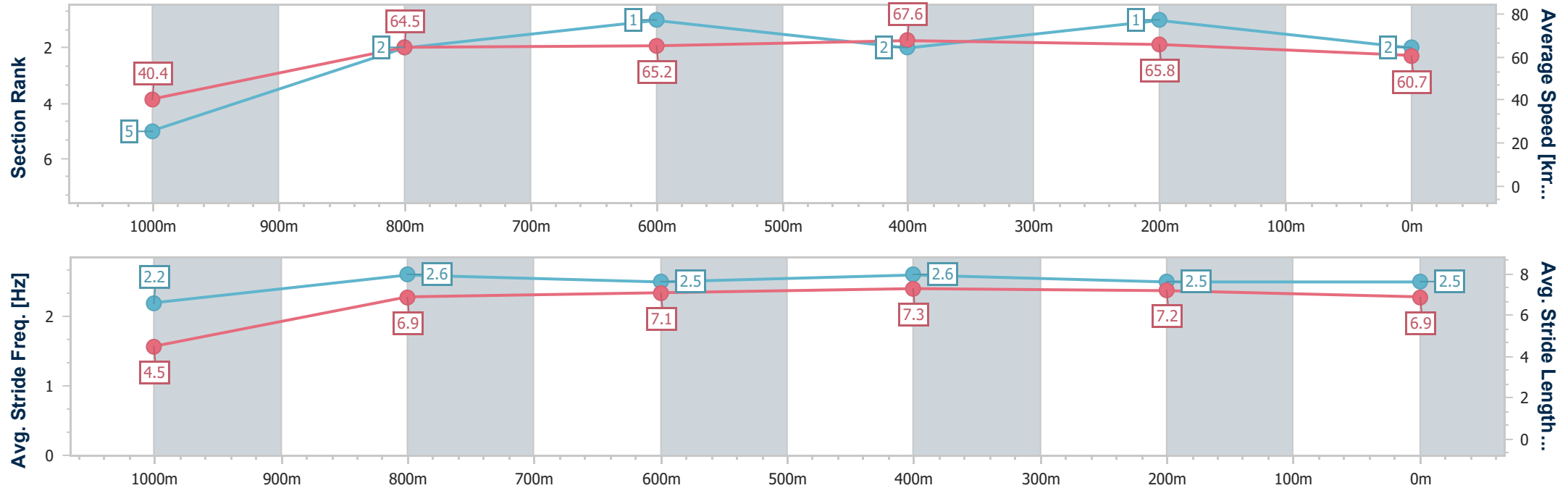
Horse/Jockey Name	Just Super
Final Rank	2
Fastest Section Time (Section)	0:04.48 (Overall)
Top Speed [km/h] (Section)	69.2 (600m)
Race State	Finished



Rockhampton QLD Professional
Race 2: TAB OPEN Handicap - 1050m
14 May 2024 - 14:18
Track Rating: Good 4, Weather: Fine, Rail Position: +4.5m



Section	Overall	1000m	800m	600m	400m	200m							
Section Times	0:59.96 [2] (0:04.48)	0:55.48 [5] (0:11.05)	0:44.43 [2] (0:10.97)	0:33.46 [1] (0:10.66)	0:22.80 [2] (0:10.94)	0:11.86 [1] (0:11.86)							
Average Speed [km/h]	40.4	64.5	65.2	67.6	65.8	60.7							
Top Speed [km/h]	56.9	66.7	67.8	69.2	67.5	63.6							
Avg. Dist. to Rail [m]	0.7	1.3	1.3	0.9	2.1	2.2							
Avg. Stride Freq. [Hz]	2.2	2.6	2.5	2.6	2.5	2.5							
Avg. Stride Length [m]	4.5	6.9	7.1	7.3	7.2	6.9							





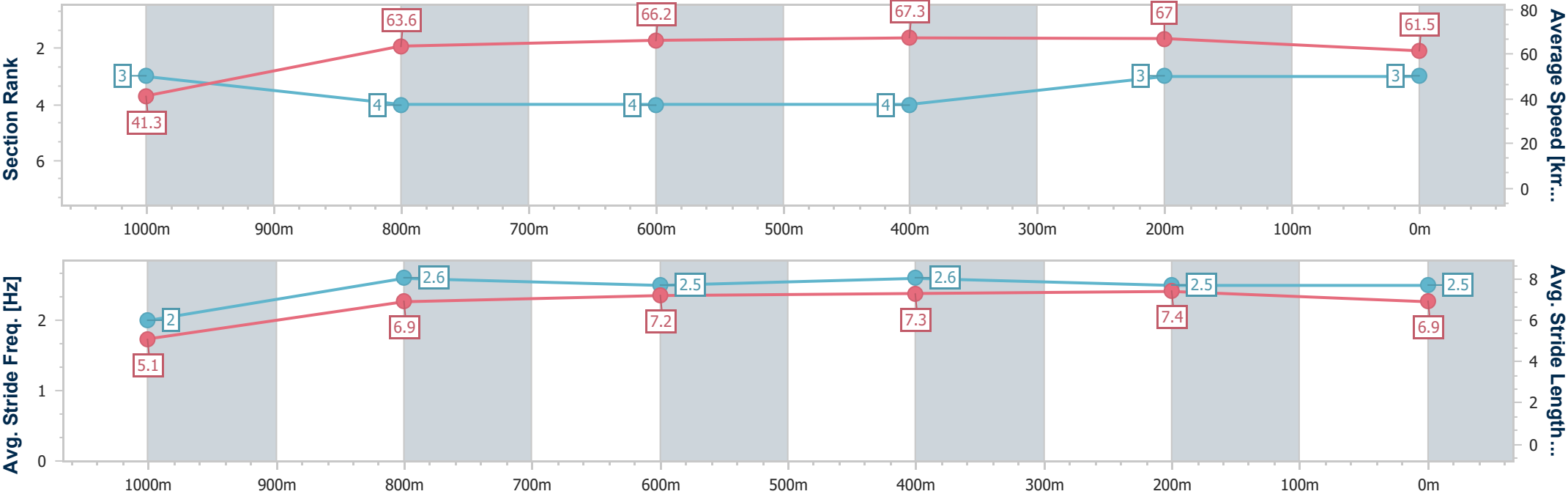
Horse/Jockey Name	Captain Fox
Final Rank	3
Fastest Section Time (Section)	0:04.35 (Overall)
Top Speed [km/h] (Section)	68.1 (400m)
Race State	Finished



Rockhampton QLD Professional
Race 2: TAB OPEN Handicap - 1050m
14 May 2024 - 14:18
Track Rating: Good 4, Weather: Fine, Rail Position: +4.5m



Section	Overall	1000m	800m	600m	400m	200m								
Section Times	0:59.97 [3] (0:04.35)	0:55.62 [3] (0:11.38)	0:44.24 [4] (0:11.06)	0:33.18 [4] (0:10.72)	0:22.46 [4] (0:10.75)	0:11.71 [3] (0:11.71)								
Average Speed [km/h]	41.3	63.6	66.2	67.3	67.0	61.5								
Top Speed [km/h]	54.5	67.2	67.5	68.0	68.1	64.7								
Avg. Dist. to Rail [m]	1.5	0.6	2.4	3.6	3.3	3.9								
Avg. Stride Freq. [Hz]	2.0	2.6	2.5	2.6	2.5	2.5								
Avg. Stride Length [m]	5.1	6.9	7.2	7.3	7.4	6.9								





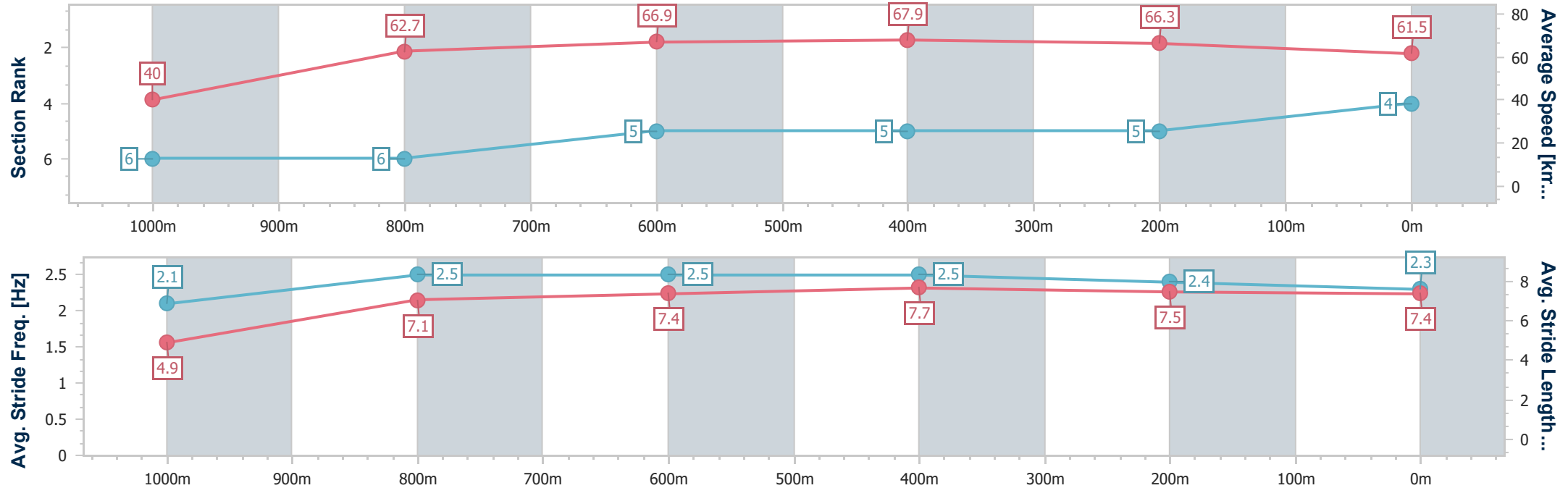
Horse/Jockey Name	Thisland Is Myland
Final Rank	4
Fastest Section Time (Section)	0:04.53 (Overall)
Top Speed [km/h] (Section)	69.2 (800m)
Race State	Finished



Rockhampton QLD Professional
Race 2: TAB OPEN Handicap - 1050m
14 May 2024 - 14:18
Track Rating: Good 4, Weather: Fine, Rail Position: +4.5m



Section	Overall	1000m	800m	600m	400m	200m								
Section Times	1:00.05 [4] (0:04.53)	0:55.52 [6] (0:11.48)	0:44.04 [6] (0:10.87)	0:33.17 [5] (0:10.63)	0:22.54 [5] (0:10.85)	0:11.69 [5] (0:11.69)								
Average Speed [km/h]	40.0	62.7	66.9	67.9	66.3	61.5								
Top Speed [km/h]	56.1	69.1	69.2	68.4	68.6	65.9								
Avg. Dist. to Rail [m]	2.8	0.6	2.4	5.4	6.4	6.4								
Avg. Stride Freq. [Hz]	2.1	2.5	2.5	2.5	2.4	2.3								
Avg. Stride Length [m]	4.9	7.1	7.4	7.7	7.5	7.4								





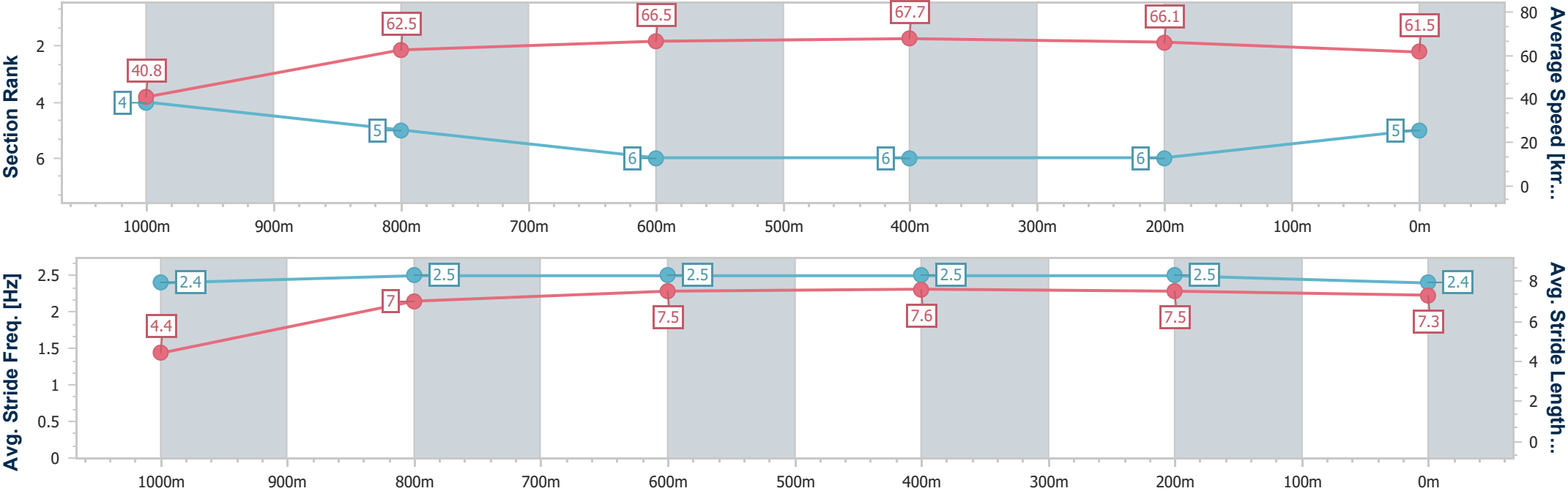
Horse/Jockey Name	Media Empire
Final Rank	5
Fastest Section Time (Section)	0:04.44 (Overall)
Top Speed [km/h] (Section)	69.2 (400m)
Race State	Finished



Rockhampton QLD Professional
Race 2: TAB OPEN Handicap - 1050m
14 May 2024 - 14:18
Track Rating: Good 4, Weather: Fine, Rail Position: +4.5m



Section	Overall	1000m	800m	600m	400m	200m								
Section Times	1:00.19 [5] (0:04.44)	0:55.75 [4] (0:11.54)	0:44.21 [5] (0:10.97)	0:33.24 [6] (0:10.65)	0:22.59 [6] (0:10.89)	0:11.70 [6] (0:11.70)								
Average Speed [km/h]	40.8	62.5	66.5	67.7	66.1	61.5								
Top Speed [km/h]	55.1	66.9	67.3	68.3	69.2	64.0								
Avg. Dist. to Rail [m]	2.8	0.8	1.5	3.2	4.1	2.8								
Avg. Stride Freq. [Hz]	2.4	2.5	2.5	2.5	2.5	2.4								
Avg. Stride Length [m]	4.4	7.0	7.5	7.6	7.5	7.3								





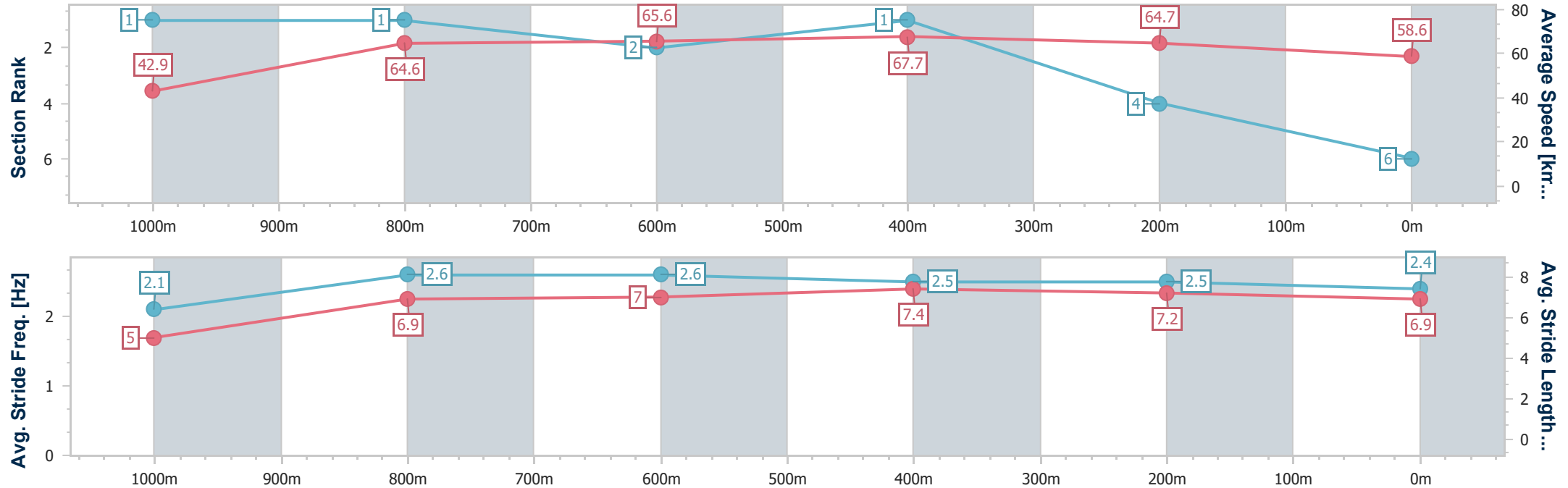
Horse/Jockey Name	It's Gerry
Final Rank	6
Fastest Section Time (Section)	0:04.20 (Overall)
Top Speed [km/h] (Section)	67.8 (600m)
Race State	Finished



Rockhampton QLD Professional
Race 2: TAB OPEN Handicap - 1050m
14 May 2024 - 14:18
Track Rating: Good 4, Weather: Fine, Rail Position: +4.5m



Section	Overall	1000m	800m	600m	400m	200m								
Section Times	1:00.57 [6] (0:04.20)	0:56.37 [1] (0:11.19)	0:45.18 [1] (0:11.12)	0:34.06 [2] (0:10.65)	0:23.41 [1] (0:11.13)	0:12.28 [4] (0:12.28)								
Average Speed [km/h]	42.9	64.6	65.6	67.7	64.7	58.6								
Top Speed [km/h]	56.3	66.8	66.7	67.8	67.3	62.9								
Avg. Dist. to Rail [m]	4.7	1.4	1.6	2.8	5.5	5.2								
Avg. Stride Freq. [Hz]	2.1	2.6	2.6	2.5	2.5	2.4								
Avg. Stride Length [m]	5.0	6.9	7.0	7.4	7.2	6.9								





Rockhampton QLD Professional
Race 3: Great Northern Maiden Plate - 1400m
14 May 2024 - 14:58



Track Rating: Good 4, Weather: Fine, Rail Position: +4.5m Entire

Section						Overall	1200m	1000m	800m	600m	400m	Last 600m	
Field Times						1:22.97 (0:13.21)	1:09.76 (0:10.98)	0:58.78 (0:11.63)	0:47.15 (0:11.82)	0:35.33 (0:11.50)	0:23.83 (0:11.73)	0:35.33	
Rank	TAB	Horse/Jockey	Barrier	Top Speed [km/h]	Fastest Section								Distance Travelled [m]
1	4	MONT ROYAL	4	65.7	0:11.33	1:22.97 [1]	1:09.62 [4]	0:58.25 [5]	0:46.68 [5]	0:34.77 [5]	0:23.43 [4]	0:34.77	
		Brooke Johnson		1200m	400m	(0:13.35)	(0:11.37)	(0:11.57)	(0:11.91)	(0:11.34)	(0:11.33)		
2	6	SUPER ROOSTER	8	65.8	0:11.17	1:23.51 [2]	1:10.08 [5]	0:58.91 [4]	0:47.30 [4]	0:35.33 [4]	0:23.99 [3]	0:35.33 +4	
		Melea Castle		1200m	1200m	(0:13.43)	(0:11.17)	(0:11.61)	(0:11.97)	(0:11.34)	(0:11.55)		
3	1	BOOK OF EXODUS	10	66.4	0:11.10	1:23.74 [3]	1:10.52 [3]	0:59.42 [3]	0:47.57 [3]	0:35.75 [2]	0:24.42 [2]	0:35.75 +0	
		Les Tilley		Overall	1200m	(0:13.22)	(0:11.10)	(0:11.85)	(0:11.82)	(0:11.33)	(0:11.66)		
4	11	NAHEIGHTKAY	11	66.8	0:11.03	1:23.78 [4]	1:09.56 [10]	0:58.53 [10]	0:46.55 [10]	0:34.63 [8]	0:23.49 [8]	0:34.63 +4	
		Tasha Chambers		1200m	1200m	(0:14.22)	(0:11.03)	(0:11.98)	(0:11.92)	(0:11.14)	(0:11.43)		
5	2	JUKE BOX JIMMY	1	67.2	0:11.14	1:23.90 [5]	1:10.27 [6]	0:59.13 [7]	0:47.33 [7]	0:35.35 [7]	0:24.11 [7]	0:35.35 +2	
		Warwick Satherley		1200m	1200m	(0:13.63)	(0:11.14)	(0:11.80)	(0:11.98)	(0:11.24)	(0:11.66)		
6	8	DIAMOND SKY	9	67.6	0:10.97	1:23.96 [6]	1:10.74 [2]	0:59.77 [1]	0:48.14 [1]	0:36.32 [1]	0:24.82 [1]	0:36.32 -1	
		Ryan Wiggins		1200m	1200m	(0:13.22)	(0:10.97)	(0:11.63)	(0:11.82)	(0:11.50)	(0:11.77)		
7	13	SUNSHINE RUBY	3	65.5	0:11.13	1:23.99 [7]	1:10.36 [7]	0:59.23 [6]	0:47.56 [6]	0:35.64 [6]	0:24.37 [5]	0:35.64 +3	
		Adrian Layt		1200m	1200m	(0:13.63)	(0:11.13)	(0:11.67)	(0:11.92)	(0:11.27)	(0:11.74)		
8	9	KALPOWAR KING	13	65.6	0:11.19	1:25.53 [8]	1:11.75 [8]	1:00.56 [8]	0:48.80 [8]	0:36.32 [9]	0:24.91 [9]	0:36.32 +9	
		Morgan Butler		1200m	1200m	(0:13.78)	(0:11.19)	(0:11.76)	(0:12.48)	(0:11.41)	(0:11.80)		
9	10	MANSOURI	2	67.5	0:11.04	1:25.77 [9]	1:12.56 [1]	1:01.52 [2]	0:49.69 [2]	0:37.73 [3]	0:26.05 [6]	0:37.73 +6	
		Tahlia Fenlon		1200m	1200m	(0:13.21)	(0:11.04)	(0:11.83)	(0:11.96)	(0:11.68)	(0:12.28)		
10	7	BIKER	7	65.8	0:11.08	1:27.40 [10]	1:13.50 [9]	1:02.42 [9]	0:50.66 [9]	0:38.00 [10]	0:25.73 [10]	0:38.00 +16	
		Georgina Cartwright		1200m	1200m	(0:13.90)	(0:11.08)	(0:11.76)	(0:12.66)	(0:12.27)	(0:12.47)		

Scratched: Send The Money (#12), Merlomann (#3), Spirit Of Heath (#5)

Report Created: Tue 14 May 2024 15:33 GMT+10 (Note: Timing is based on position data)

Page 1/12

[] Ranking at each section and finish
-:-:- No data available at this section
NA No data available

SCN Saddle cloth number
DNF Did not finish
DNT Did not track

data processed by  TRIPLESDATA



Rockhampton QLD Professional
Race 3: Great Northern Maiden Plate - 1400m
14 May 2024 - 14:58



Track Rating: Good 4, Weather: Fine, Rail Position: +4.5m Entire

Section Field Times				200m 0:12.10 (0:12.10)		Last 600m 0:35.33			
Rank	TAB	Horse/Jockey	Barrier	Top Speed [km/h]	Fastest Section	Margin			Distance Travelled [m]
1	4	MONT ROYAL	4	65.7	0:11.33	0:12.10 [1]	1:22.97	0:34.77	
		Brooke Johnson		1200m	400m	(0:12.10)			
2	6	SUPER ROOSTER	8	65.8	0:11.17	0:12.44 [4]	0.54L	0:35.33	+4
		Melea Castle		1200m	1200m	(0:12.44)			
3	1	BOOK OF EXODUS	10	66.4	0:11.10	0:12.76 [3]	0.23L	0:35.75	+0
		Les Tilley		Overall	1200m	(0:12.76)			
4	11	NAHEIGHTKAY	11	66.8	0:11.03	0:12.06 [7]	0.04L	0:34.63	+4
		Tasha Chambers		1200m	1200m	(0:12.06)			
5	2	JUKE BOX JIMMY	1	67.2	0:11.14	0:12.45 [6]	0.12L	0:35.35	+2
		Warwick Satherley		1200m	1200m	(0:12.45)			
6	8	DIAMOND SKY	9	67.6	0:10.97	0:13.05 [2]	0.06L	0:36.32	-1
		Ryan Wiggins		1200m	1200m	(0:13.05)			
7	13	SUNSHINE RUBY	3	65.5	0:11.13	0:12.63 [5]	0.03L	0:35.64	+3
		Adrian Layt		1200m	1200m	(0:12.63)			
8	9	KALPOWAR KING	13	65.6	0:11.19	0:13.11 [9]	1.54L	0:36.32	+9
		Morgan Butler		1200m	1200m	(0:13.11)			
9	10	MANSOURI	2	67.5	0:11.04	0:13.77 [8]	0.24L	0:37.73	+6
		Tahlia Fenlon		1200m	1200m	(0:13.77)			
10	7	BIKER	7	65.8	0:11.08	0:13.26 [10]	1.63L	0:38.00	+16
		Georgina Cartwright		1200m	1200m	(0:13.26)			

Scratched: Send The Money (#12), Merlomann (#3), Spirit Of Heath (#5)

Report Created: Tue 14 May 2024 15:33 GMT+10 (Note: Timing is based on position data)

Page 2/12

[] Ranking at each section and finish
-:-:- No data available at this section
NA No data available

SCN Saddle cloth number
DNF Did not finish
DNT Did not track

data processed by  TRIPLESDATA



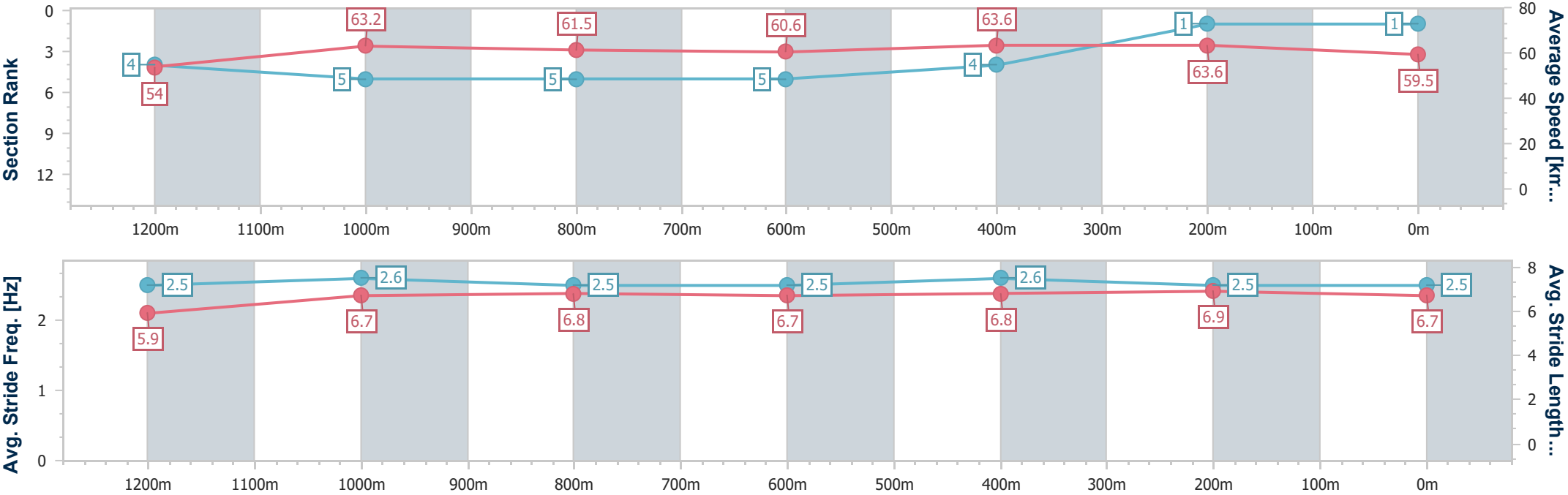
Horse/Jockey Name	Mont Royal
Final Rank	1
Fastest Section Time (Section)	0:11.33 (400m)
Top Speed [km/h] (Section)	65.7 (1200m)
Race State	Finished



Rockhampton QLD Professional
Race 3: Great Northern Maiden Plate - 1400m
14 May 2024 - 14:58
Track Rating: Good 4, Weather: Fine, Rail Position: +4.5m Entire



Section	Overall	1200m	1000m	800m	600m	400m	200m						
Section Times	1:22.97 [1] (0:13.35)	1:09.62 [4] (0:11.37)	0:58.25 [5] (0:11.57)	0:46.68 [5] (0:11.91)	0:34.77 [5] (0:11.34)	0:23.43 [4] (0:11.33)	0:12.10 [1] (0:12.10)						
Average Speed [km/h]	54.0	63.2	61.5	60.6	63.6	63.6	59.5						
Top Speed [km/h]	64.8	65.7	65.3	62.1	65.4	65.2	61.9						
Avg. Dist. to Rail [m]	1.6	0.7	2.1	1.3	3.8	4.3	5.5						
Avg. Stride Freq. [Hz]	2.5	2.6	2.5	2.5	2.6	2.5	2.5						
Avg. Stride Length [m]	5.9	6.7	6.8	6.7	6.8	6.9	6.7						





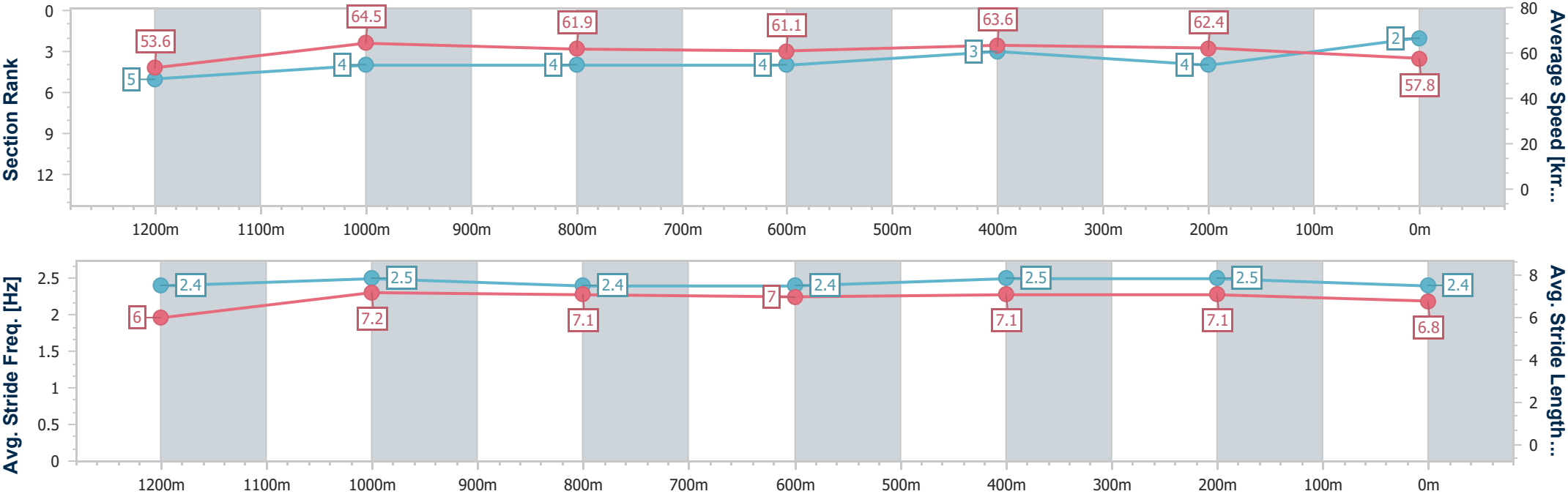
Horse/Jockey Name	Super Rooster
Final Rank	2
Fastest Section Time (Section)	0:11.17 (1200m)
Top Speed [km/h] (Section)	65.8 (1200m)
Race State	Finished



Rockhampton QLD Professional
Race 3: Great Northern Maiden Plate - 1400m
14 May 2024 - 14:58
Track Rating: Good 4, Weather: Fine, Rail Position: +4.5m Entire



Section	Overall	1200m	1000m	800m	600m	400m	200m						
Section Times	1:23.51 [2] (0:13.43)	1:10.08 [5] (0:11.17)	0:58.91 [4] (0:11.61)	0:47.30 [4] (0:11.97)	0:35.33 [4] (0:11.34)	0:23.99 [3] (0:11.55)	0:12.44 [4] (0:12.44)						
Average Speed [km/h]	53.6	64.5	61.9	61.1	63.6	62.4	57.8						
Top Speed [km/h]	64.2	65.8	64.1	62.4	64.1	63.6	60.6						
Avg. Dist. to Rail [m]	2.8	0.3	0.4	1.9	3.8	6.0	7.6						
Avg. Stride Freq. [Hz]	2.4	2.5	2.4	2.4	2.5	2.5	2.4						
Avg. Stride Length [m]	6.0	7.2	7.1	7.0	7.1	7.1	6.8						





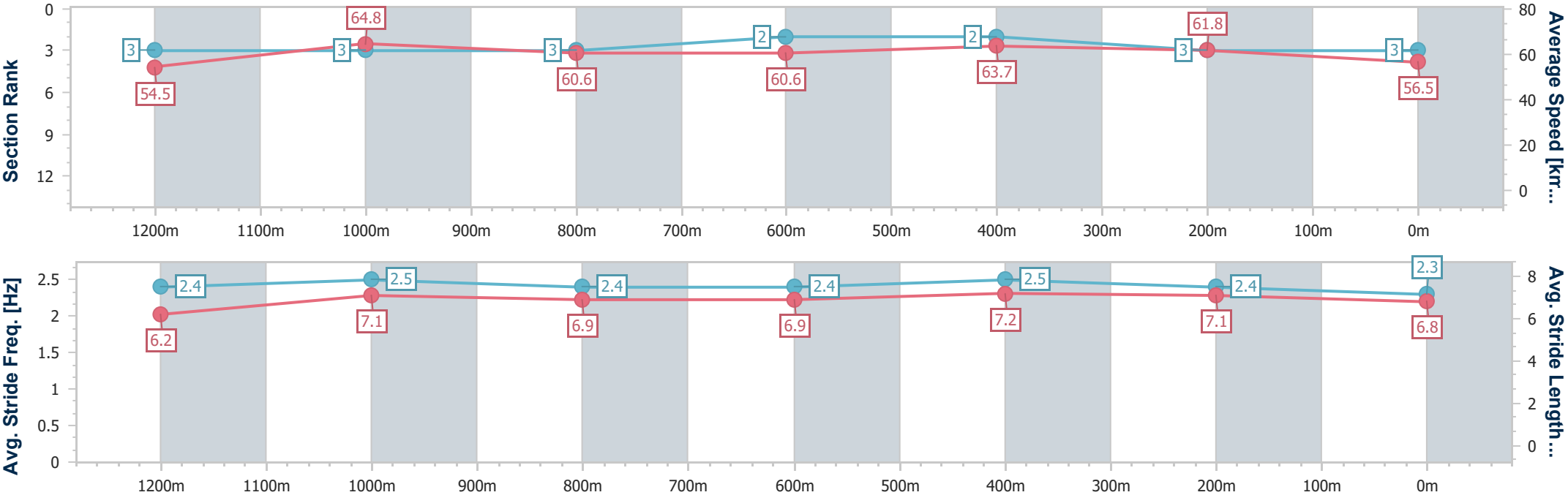
Horse/Jockey Name	Book Of Exodus
Final Rank	3
Fastest Section Time (Section)	0:11.10 (1200m)
Top Speed [km/h] (Section)	66.4 (Overall)
Race State	Finished



Rockhampton QLD Professional
Race 3: Great Northern Maiden Plate - 1400m
14 May 2024 - 14:58
Track Rating: Good 4, Weather: Fine, Rail Position: +4.5m Entire



Section	Overall	1200m	1000m	800m	600m	400m	200m						
Section Times	1:23.74 [3] (0:13.22)	1:10.52 [3] (0:11.10)	0:59.42 [3] (0:11.85)	0:47.57 [3] (0:11.82)	0:35.75 [2] (0:11.33)	0:24.42 [2] (0:11.66)	0:12.76 [3] (0:12.76)						
Average Speed [km/h]	54.5	64.8	60.6	60.6	63.7	61.8	56.5						
Top Speed [km/h]	66.4	65.8	62.8	62.6	64.1	63.7	60.6						
Avg. Dist. to Rail [m]	5.2	0.9	0.7	1.4	2.3	4.2	4.8						
Avg. Stride Freq. [Hz]	2.4	2.5	2.4	2.4	2.5	2.4	2.3						
Avg. Stride Length [m]	6.2	7.1	6.9	6.9	7.2	7.1	6.8						



[] Ranking at each section and finish
-.-.- No data available at this section
NA No data available



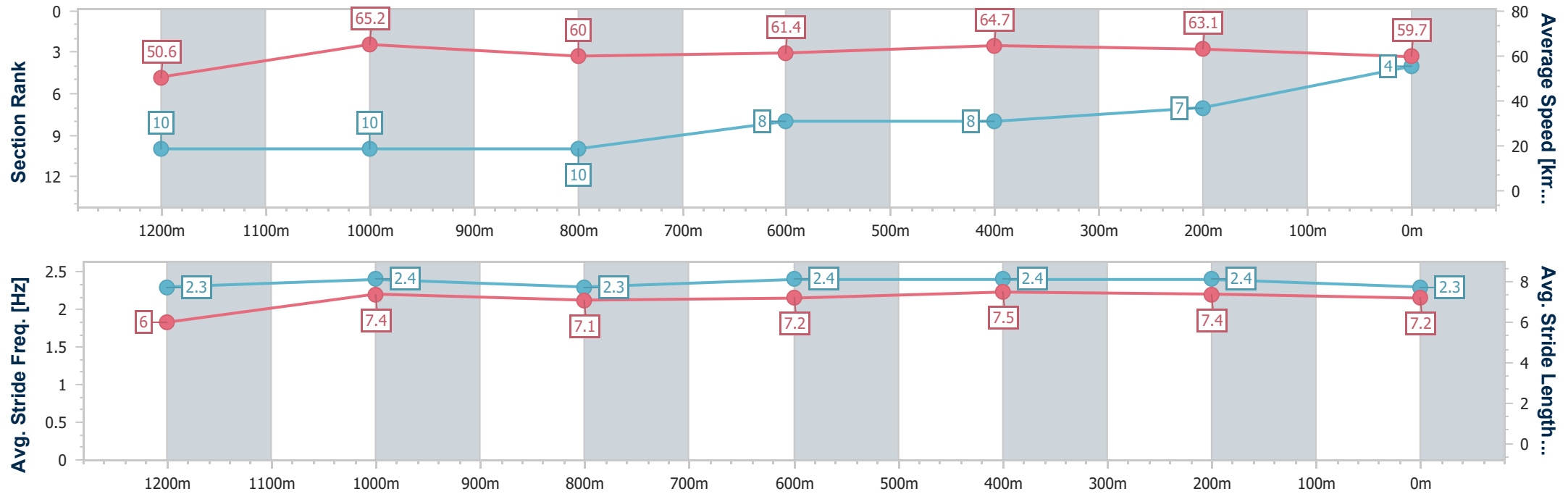
Horse/Jockey Name	Naheightkay
Final Rank	4
Fastest Section Time (Section)	0:11.03 (1200m)
Top Speed [km/h] (Section)	66.8 (1200m)
Race State	Finished



Rockhampton QLD Professional
Race 3: Great Northern Maiden Plate - 1400m
14 May 2024 - 14:58
Track Rating: Good 4, Weather: Fine, Rail Position: +4.5m Entire



Section	Overall	1200m	1000m	800m	600m	400m	200m						
Section Times	1:23.78 [4] (0:14.22)	1:09.56 [10] (0:11.03)	0:58.53 [10] (0:11.98)	0:46.55 [10] (0:11.92)	0:34.63 [8] (0:11.14)	0:23.49 [8] (0:11.43)	0:12.06 [7] (0:12.06)						
Average Speed [km/h]	50.6	65.2	60.0	61.4	64.7	63.1	59.7						
Top Speed [km/h]	64.8	66.8	64.9	63.9	65.2	64.7	62.0						
Avg. Dist. to Rail [m]	3.4	0.4	0.5	2.0	4.0	6.7	8.5						
Avg. Stride Freq. [Hz]	2.3	2.4	2.3	2.4	2.4	2.4	2.3						
Avg. Stride Length [m]	6.0	7.4	7.1	7.2	7.5	7.4	7.2						





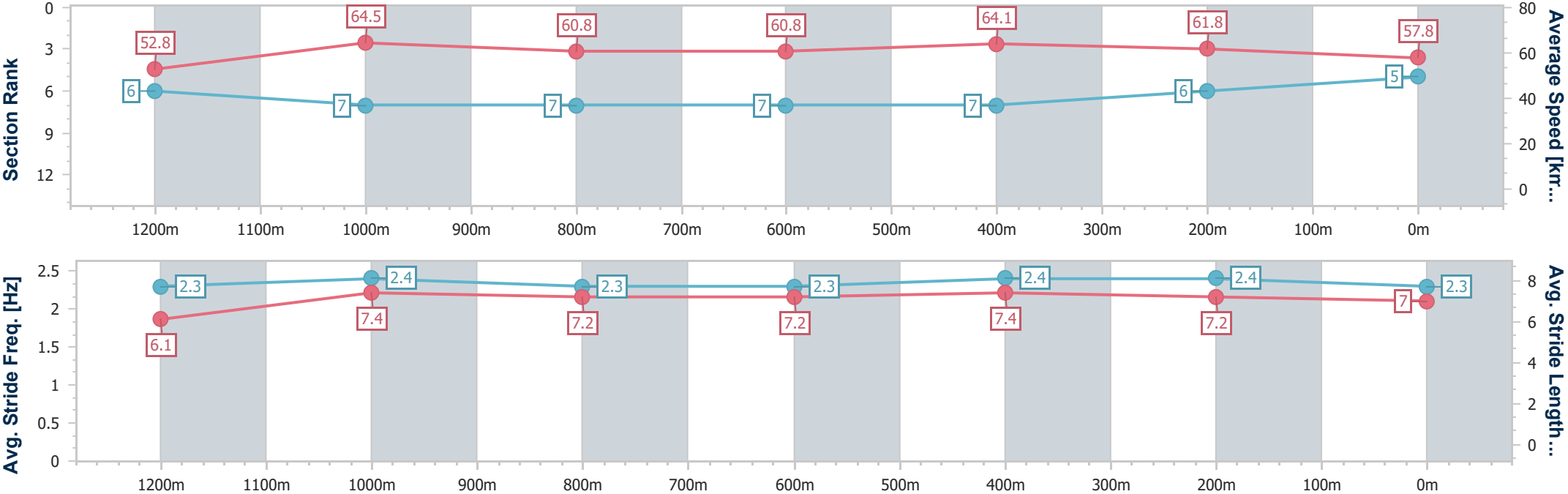
Horse/Jockey Name	Juke Box Jimmy
Final Rank	5
Fastest Section Time (Section)	0:11.14 (1200m)
Top Speed [km/h] (Section)	67.2 (1200m)
Race State	Finished



Rockhampton QLD Professional
Race 3: Great Northern Maiden Plate - 1400m
14 May 2024 - 14:58
Track Rating: Good 4, Weather: Fine, Rail Position: +4.5m Entire



Section	Overall	1200m	1000m	800m	600m	400m	200m						
Section Times	1:23.90 [5] (0:13.63)	1:10.27 [6] (0:11.14)	0:59.13 [7] (0:11.80)	0:47.33 [7] (0:11.98)	0:35.35 [7] (0:11.24)	0:24.11 [7] (0:11.66)	0:12.45 [6] (0:12.45)						
Average Speed [km/h]	52.8	64.5	60.8	60.8	64.1	61.8	57.8						
Top Speed [km/h]	65.3	67.2	61.9	63.1	65.4	64.3	60.9						
Avg. Dist. to Rail [m]	0.6	1.1	0.9	1.4	3.4	4.7	3.4						
Avg. Stride Freq. [Hz]	2.3	2.4	2.3	2.3	2.4	2.4	2.3						
Avg. Stride Length [m]	6.1	7.4	7.2	7.2	7.4	7.2	7.0						





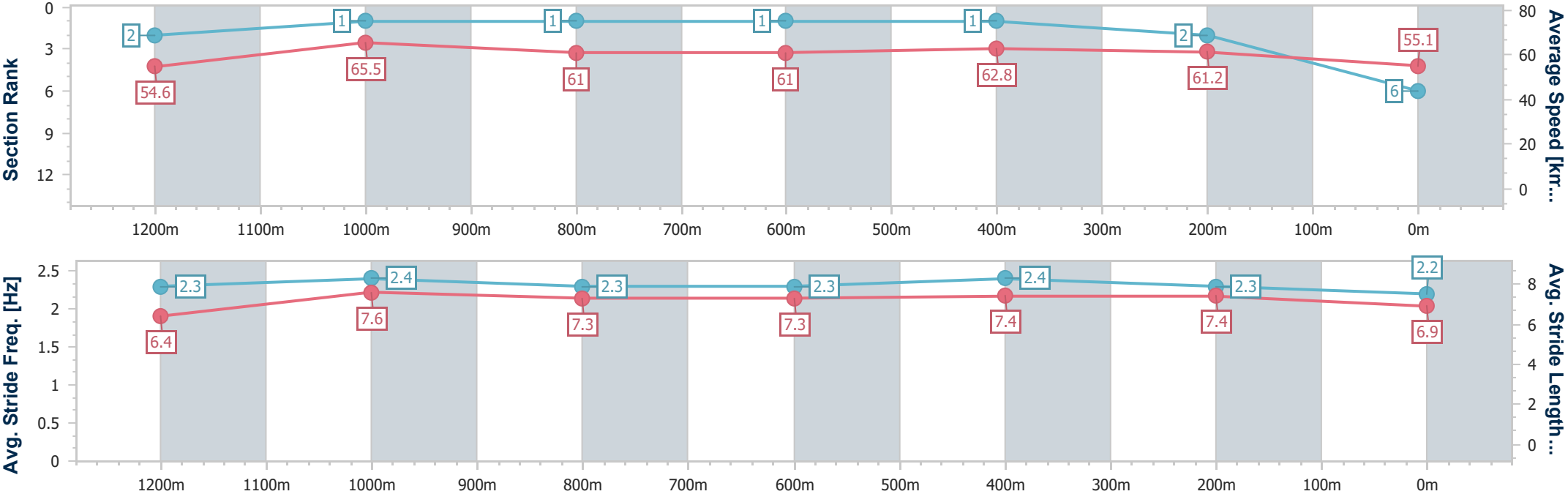
Horse/Jockey Name	Diamond Sky
Final Rank	6
Fastest Section Time (Section)	0:10.97 (1200m)
Top Speed [km/h] (Section)	67.6 (1200m)
Race State	Finished



Rockhampton QLD Professional
Race 3: Great Northern Maiden Plate - 1400m
14 May 2024 - 14:58
Track Rating: Good 4, Weather: Fine, Rail Position: +4.5m Entire



Section	Overall	1200m	1000m	800m	600m	400m	200m						
Section Times	1:23.96 [6] (0:13.22)	1:10.74 [2] (0:10.97)	0:59.77 [1] (0:11.63)	0:48.14 [1] (0:11.82)	0:36.32 [1] (0:11.50)	0:24.82 [1] (0:11.77)	0:13.05 [2] (0:13.05)						
Average Speed [km/h]	54.6	65.5	61.0	61.0	62.8	61.2	55.1						
Top Speed [km/h]	67.3	67.6	64.5	62.2	63.5	63.6	58.7						
Avg. Dist. to Rail [m]	3.4	0.5	1.8	1.7	3.0	2.8	2.3						
Avg. Stride Freq. [Hz]	2.3	2.4	2.3	2.3	2.4	2.3	2.2						
Avg. Stride Length [m]	6.4	7.6	7.3	7.3	7.4	7.4	6.9						





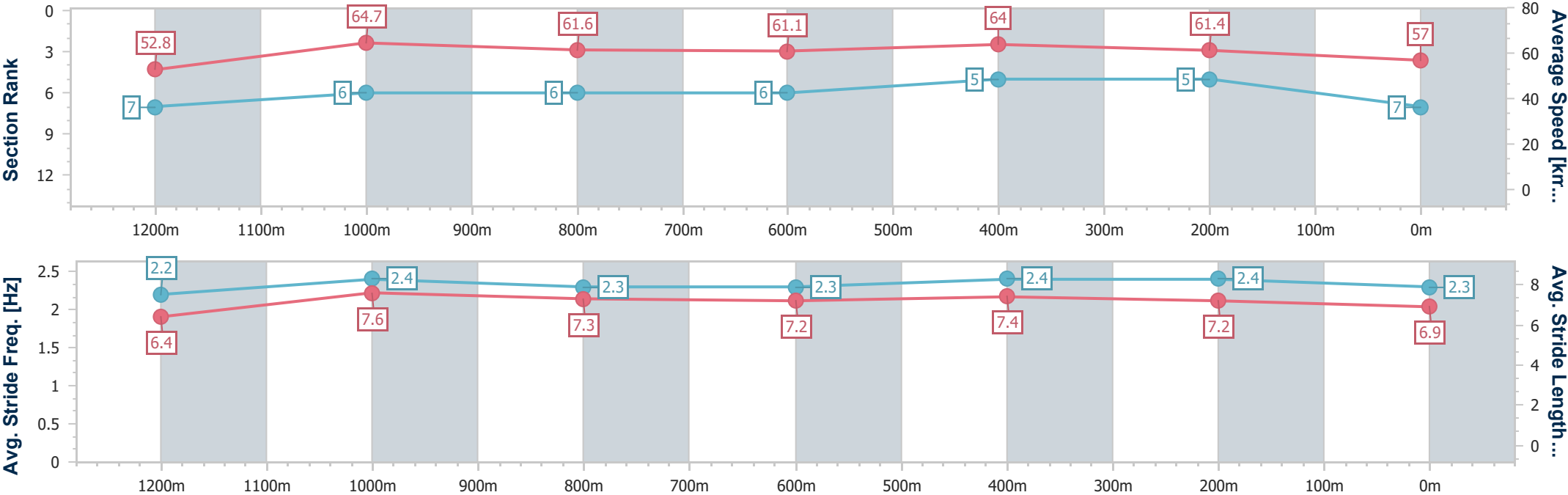
Horse/Jockey Name	Sunshine Ruby
Final Rank	7
Fastest Section Time (Section)	0:11.13 (1200m)
Top Speed [km/h] (Section)	65.5 (1200m)
Race State	Finished



Rockhampton QLD Professional
Race 3: Great Northern Maiden Plate - 1400m
14 May 2024 - 14:58
Track Rating: Good 4, Weather: Fine, Rail Position: +4.5m Entire



Section	Overall	1200m	1000m	800m	600m	400m	200m						
Section Times	1:23.99 [7] (0:13.63)	1:10.36 [7] (0:11.13)	0:59.23 [6] (0:11.67)	0:47.56 [6] (0:11.92)	0:35.64 [6] (0:11.27)	0:24.37 [5] (0:11.74)	0:12.63 [5] (0:12.63)						
Average Speed [km/h]	52.8	64.7	61.6	61.1	64.0	61.4	57.0						
Top Speed [km/h]	64.3	65.5	62.6	63.5	64.6	63.6	59.6						
Avg. Dist. to Rail [m]	1.3	0.3	0.4	1.6	4.5	7.6	7.8						
Avg. Stride Freq. [Hz]	2.2	2.4	2.3	2.3	2.4	2.4	2.3						
Avg. Stride Length [m]	6.4	7.6	7.3	7.2	7.4	7.2	6.9						





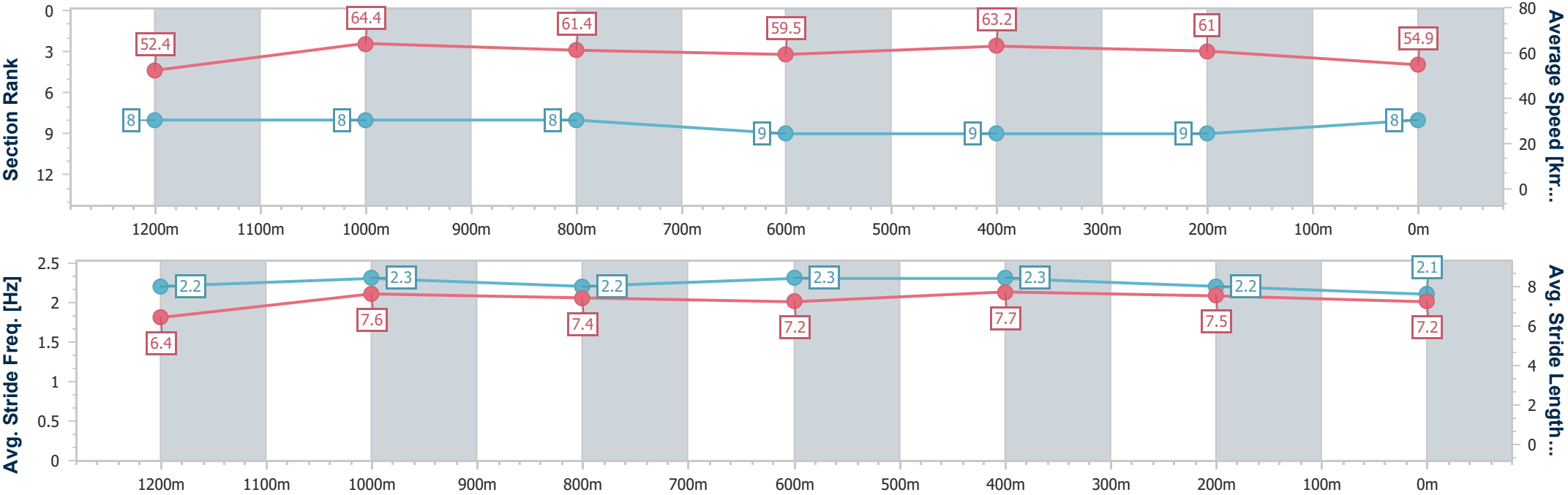
Horse/Jockey Name	Kalpowar King
Final Rank	8
Fastest Section Time (Section)	0:11.19 (1200m)
Top Speed [km/h] (Section)	65.6 (1200m)
Race State	Finished



Rockhampton QLD Professional
Race 3: Great Northern Maiden Plate - 1400m
14 May 2024 - 14:58
Track Rating: Good 4, Weather: Fine, Rail Position: +4.5m Entire



Section	Overall	1200m	1000m	800m	600m	400m	200m						
Section Times	1:25.53 [8] (0:13.78)	1:11.75 [8] (0:11.19)	1:00.56 [8] (0:11.76)	0:48.80 [8] (0:12.48)	0:36.32 [9] (0:11.41)	0:24.91 [9] (0:11.80)	0:13.11 [9] (0:13.11)						
Average Speed [km/h]	52.4	64.4	61.4	59.5	63.2	61.0	54.9						
Top Speed [km/h]	63.3	65.6	63.5	61.4	64.0	63.0	59.1						
Avg. Dist. to Rail [m]	5.6	0.5	0.9	3.8	1.5	1.9	3.4						
Avg. Stride Freq. [Hz]	2.2	2.3	2.2	2.3	2.3	2.2	2.1						
Avg. Stride Length [m]	6.4	7.6	7.4	7.2	7.7	7.5	7.2						





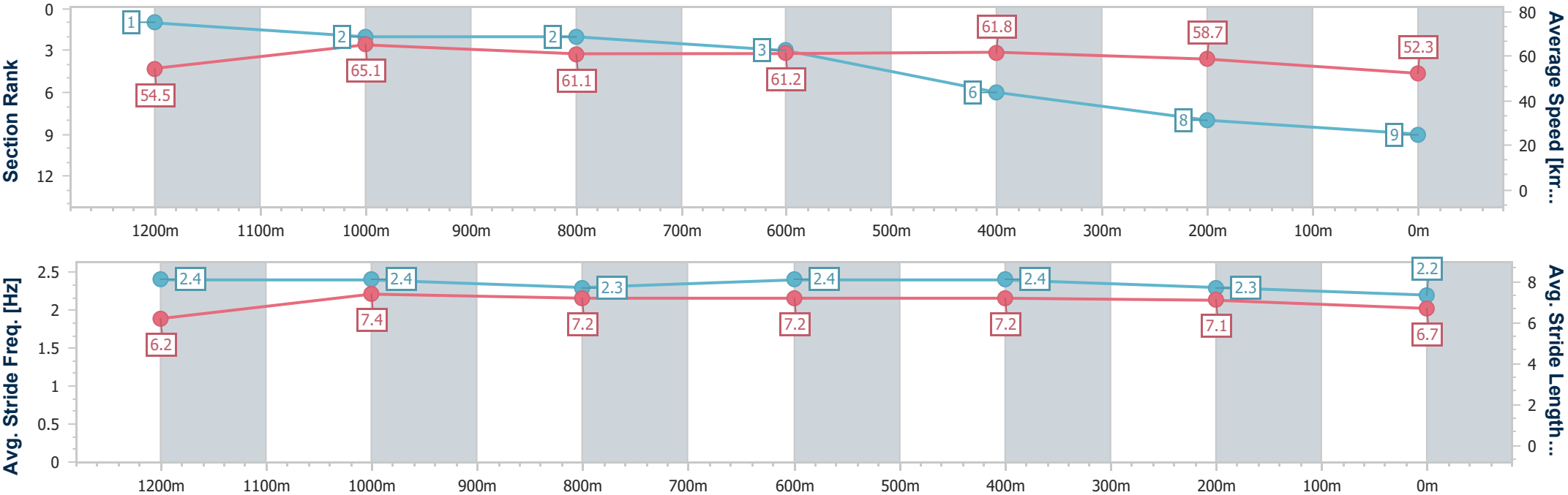
Horse/Jockey Name	Mansouri
Final Rank	9
Fastest Section Time (Section)	0:11.04 (1200m)
Top Speed [km/h] (Section)	67.5 (1200m)
Race State	Finished



Rockhampton QLD Professional
Race 3: Great Northern Maiden Plate - 1400m
14 May 2024 - 14:58
Track Rating: Good 4, Weather: Fine, Rail Position: +4.5m Entire



Section	Overall	1200m	1000m	800m	600m	400m	200m						
Section Times	1:25.77 [9] (0:13.21)	1:12.56 [1] (0:11.04)	1:01.52 [2] (0:11.83)	0:49.69 [2] (0:11.96)	0:37.73 [3] (0:11.68)	0:26.05 [6] (0:12.28)	0:13.77 [8] (0:13.77)						
Average Speed [km/h]	54.5	65.1	61.1	61.2	61.8	58.7	52.3						
Top Speed [km/h]	66.6	67.5	64.0	62.6	62.9	60.7	56.0						
Avg. Dist. to Rail [m]	0.7	0.7	0.8	2.2	3.1	2.8	3.0						
Avg. Stride Freq. [Hz]	2.4	2.4	2.3	2.4	2.4	2.3	2.2						
Avg. Stride Length [m]	6.2	7.4	7.2	7.2	7.2	7.1	6.7						





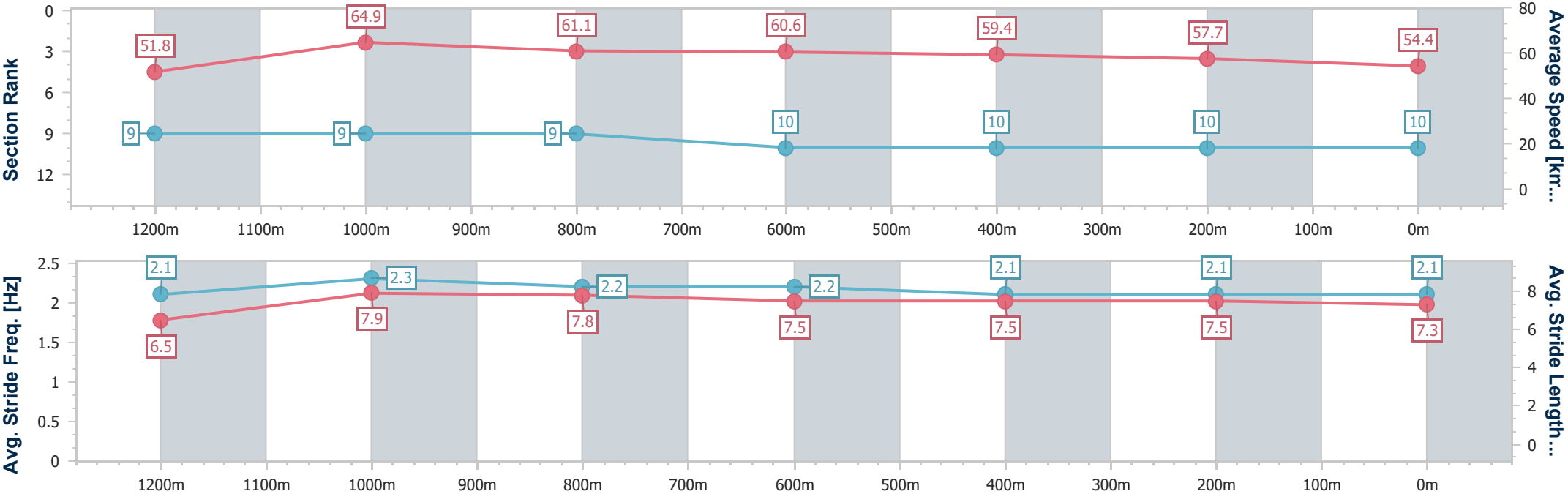
Horse/Jockey Name	Biker
Final Rank	10
Fastest Section Time (Section)	0:11.08 (1200m)
Top Speed [km/h] (Section)	65.8 (1200m)
Race State	Finished



Rockhampton QLD Professional
Race 3: Great Northern Maiden Plate - 1400m
14 May 2024 - 14:58
Track Rating: Good 4, Weather: Fine, Rail Position: +4.5m Entire



Section	Overall	1200m	1000m	800m	600m	400m	200m						
Section Times	1:27.40 [10] (0:13.90)	1:13.50 [9] (0:11.08)	1:02.42 [9] (0:11.76)	0:50.66 [9] (0:12.66)	0:38.00 [10] (0:12.27)	0:25.73 [10] (0:12.47)	0:13.26 [10] (0:13.26)						
Average Speed [km/h]	51.8	64.9	61.1	60.6	59.4	57.7	54.4						
Top Speed [km/h]	64.3	65.8	62.2	61.3	59.8	58.9	57.4						
Avg. Dist. to Rail [m]	1.9	0.6	0.4	8.0	18.5	18.0	17.9						
Avg. Stride Freq. [Hz]	2.1	2.3	2.2	2.2	2.1	2.1	2.1						
Avg. Stride Length [m]	6.5	7.9	7.8	7.5	7.5	7.5	7.3						





Rockhampton QLD Professional

Race 4: Thomos Betta Home Living 0 - 55 Handicap - 1050m

14 May 2024 - 15:35



Track Rating: Good 4, Weather: Fine, Rail Position: +4.5m Entire

Section		Field Times				Overall	1000m	800m	600m	400m	200m	Last 600m		
						0:59.47 (0:04.16)	0:55.31 (0:11.17)	0:44.14 (0:11.19)	0:32.95 (0:10.63)	0:22.32 (0:10.68)	0:11.64 (0:11.64)	0:32.95		
Rank	TAB	Horse/Jockey	Barrier	Top Speed [km/h]	Fastest Section								Margin	Distance Travelled [m]
1	4	JUNGLE BEAT	5	69.4	0:04.20	0:59.47 [1]	0:55.27 [2]	0:44.14 [1]	0:32.95 [1]	0:22.32 [1]	0:11.64 [1]	0:59.47	0:32.95	
		Tahlia Fenlon		400m	Overall	(0:04.20)	(0:11.13)	(0:11.19)	(0:10.63)	(0:10.68)	(0:11.64)			
2	3	SENNAPROST	2	69.5	0:04.38	0:59.90 [2]	0:55.52 [8]	0:44.21 [5]	0:32.95 [6]	0:22.47 [3]	0:11.69 [2]	0.43L	0:32.95	+0
		Ryan Wiggins		600m	Overall	(0:04.38)	(0:11.31)	(0:11.26)	(0:10.48)	(0:10.78)	(0:11.69)			
3	12	MISS DAURIAN	8	68.7	0:04.21	0:59.97 [3]	0:55.76 [3]	0:44.48 [3]	0:33.20 [4]	0:22.46 [5]	0:11.66 [3]	0.07L	0:33.20	+2
		Adrian Layt		600m	Overall	(0:04.21)	(0:11.28)	(0:11.28)	(0:10.74)	(0:10.80)	(0:11.66)			
4	2	AFROGINASOCK	10	69.8	0:04.49	1:00.14 [4]	0:55.65 [10]	0:43.82 [10]	0:32.26 [10]	0:21.85 [10]	0:11.43 [7]	0.17L	0:32.26	+3
		Brooke Johnson		600m	Overall	(0:04.49)	(0:11.83)	(0:11.56)	(0:10.41)	(0:10.42)	(0:11.43)			
5	7	TOY BLAZE	1	68.3	0:04.27	1:00.17 [5]	0:55.90 [6]	0:44.50 [4]	0:33.44 [3]	0:22.73 [4]	0:11.78 [4]	0.03L	0:33.44	-3
		Morgan Butler		600m	Overall	(0:04.27)	(0:11.40)	(0:11.06)	(0:10.71)	(0:10.95)	(0:11.78)			
6	11	THUNDER KNOB	9	68.2	0:04.16	1:00.26 [6]	0:56.10 [1]	0:44.85 [2]	0:33.61 [2]	0:22.89 [2]	0:11.87 [5]	0.09L	0:33.61	+5
		Warwick Satherley		600m	Overall	(0:04.16)	(0:11.25)	(0:11.24)	(0:10.72)	(0:11.02)	(0:11.87)			
7	13	MOONSCAPE	3	68.2	0:04.44	1:00.45 [7]	0:56.01 [9]	0:44.45 [8]	0:33.35 [8]	0:22.67 [8]	0:11.77 [6]	0.19L	0:33.35	-4
		Melea Castle		600m	Overall	(0:04.44)	(0:11.56)	(0:11.10)	(0:10.68)	(0:10.90)	(0:11.77)			
8	6	NOUVERRE FILLE	12	68.8	0:04.34	1:00.59 [8]	0:56.25 [7]	0:44.48 [9]	0:33.25 [9]	0:22.61 [9]	0:11.76 [8]	0.14L	0:33.25	+3
		Justin Stanley		600m	Overall	(0:04.34)	(0:11.77)	(0:11.23)	(0:10.64)	(0:10.85)	(0:11.76)			
9	1	SKREATCH	4	68.1	0:04.27	1:01.39 [9]	0:57.12 [5]	0:45.46 [7]	0:34.30 [7]	0:23.63 [7]	0:12.48 [10]	0.8L	0:34.30	+2
		Georgina Cartwright		600m	Overall	(0:04.27)	(0:11.66)	(0:11.16)	(0:10.67)	(0:11.15)	(0:12.48)			
10	10	COCO ROYALE	13	68.1	0:04.25	1:01.61 [10]	0:57.36 [4]	0:45.87 [6]	0:34.69 [5]	0:23.93 [6]	0:12.70 [9]	0.22L	0:34.69	+5
		Tasha Chambers		600m	Overall	(0:04.25)	(0:11.49)	(0:11.18)	(0:10.76)	(0:11.23)	(0:12.70)			

Scratched: Craiglea Thera (#9), Hollywood Angel (#5), Valentina Express (#8)



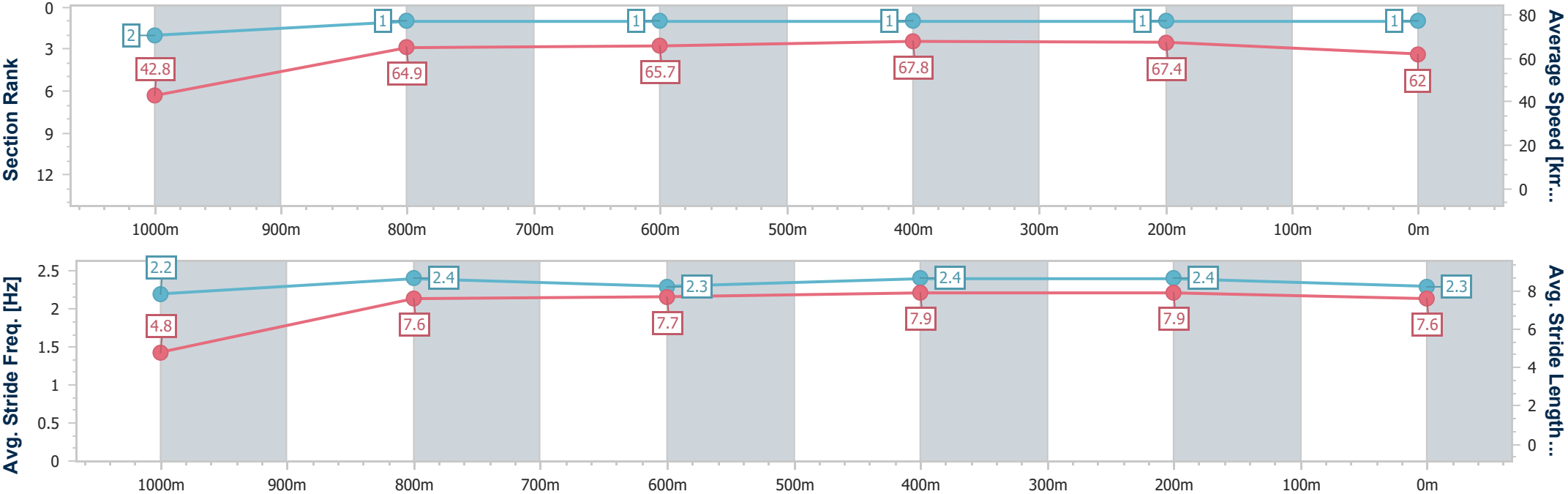
Horse/Jockey Name	Jungle Beat
Final Rank	1
Fastest Section Time (Section)	0:04.20 (Overall)
Top Speed [km/h] (Section)	69.4 (400m)
Race State	Finished



Rockhampton QLD Professional
Race 4: Thomos Betta Home Living 0 - 55 Handicap - 1050m
14 May 2024 - 15:35
Track Rating: Good 4, Weather: Fine, Rail Position: +4.5m Entire



Section	Overall	1000m	800m	600m	400m	200m								
Section Times	0:59.47 [1] (0:04.20)	0:55.27 [2] (0:11.13)	0:44.14 [1] (0:11.19)	0:32.95 [1] (0:10.63)	0:22.32 [1] (0:10.68)	0:11.64 [1] (0:11.64)								
Average Speed [km/h]	42.8	64.9	65.7	67.8	67.4	62.0								
Top Speed [km/h]	57.7	66.7	66.4	69.2	69.4	65.1								
Avg. Dist. to Rail [m]	5.7	1.5	2.6	2.9	3.4	3.4								
Avg. Stride Freq. [Hz]	2.2	2.4	2.3	2.4	2.4	2.3								
Avg. Stride Length [m]	4.8	7.6	7.7	7.9	7.9	7.6								





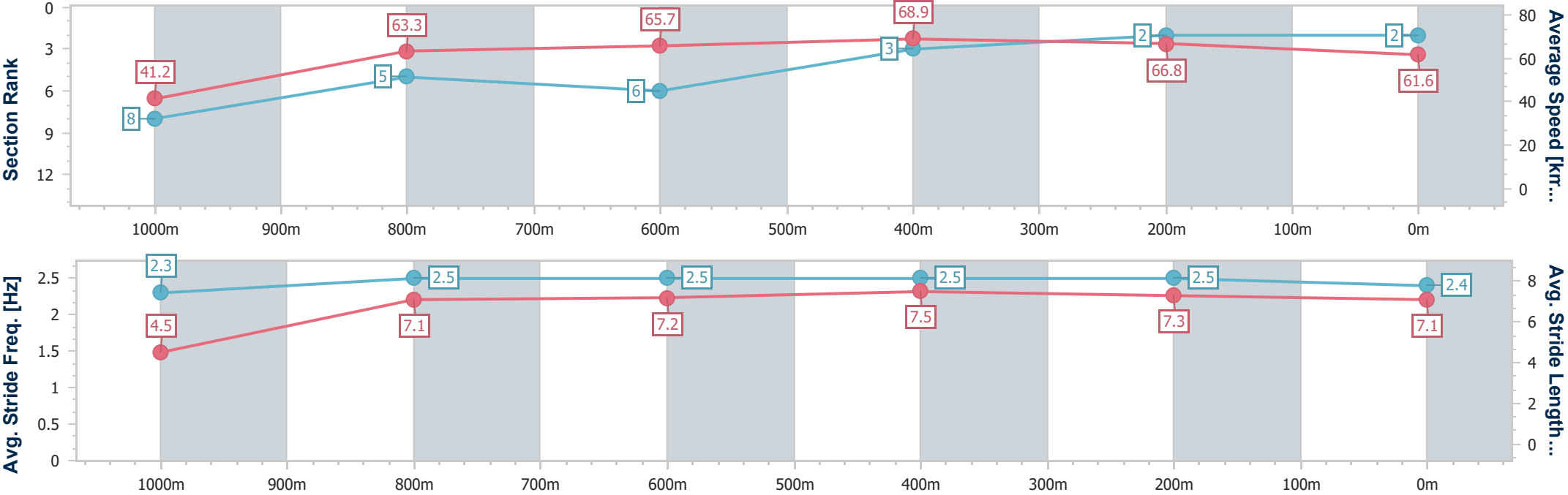
Horse/Jockey Name	Sennaprost
Final Rank	2
Fastest Section Time (Section)	0:04.38 (Overall)
Top Speed [km/h] (Section)	69.5 (600m)
Race State	Finished



Rockhampton QLD Professional
Race 4: Thomos Betta Home Living 0 - 55 Handicap - 1050m
14 May 2024 - 15:35
Track Rating: Good 4, Weather: Fine, Rail Position: +4.5m Entire



Section	Overall	1000m	800m	600m	400m	200m							
Section Times	0:59.90 [2] (0:04.38)	0:55.52 [8] (0:11.31)	0:44.21 [5] (0:11.26)	0:32.95 [6] (0:10.48)	0:22.47 [3] (0:10.78)	0:11.69 [2] (0:11.69)							
Average Speed [km/h]	41.2	63.3	65.7	68.9	66.8	61.6							
Top Speed [km/h]	55.9	66.3	67.7	69.5	69.2	64.7							
Avg. Dist. to Rail [m]	2.4	0.7	3.4	5.3	6.5	6.1							
Avg. Stride Freq. [Hz]	2.3	2.5	2.5	2.5	2.5	2.4							
Avg. Stride Length [m]	4.5	7.1	7.2	7.5	7.3	7.1							





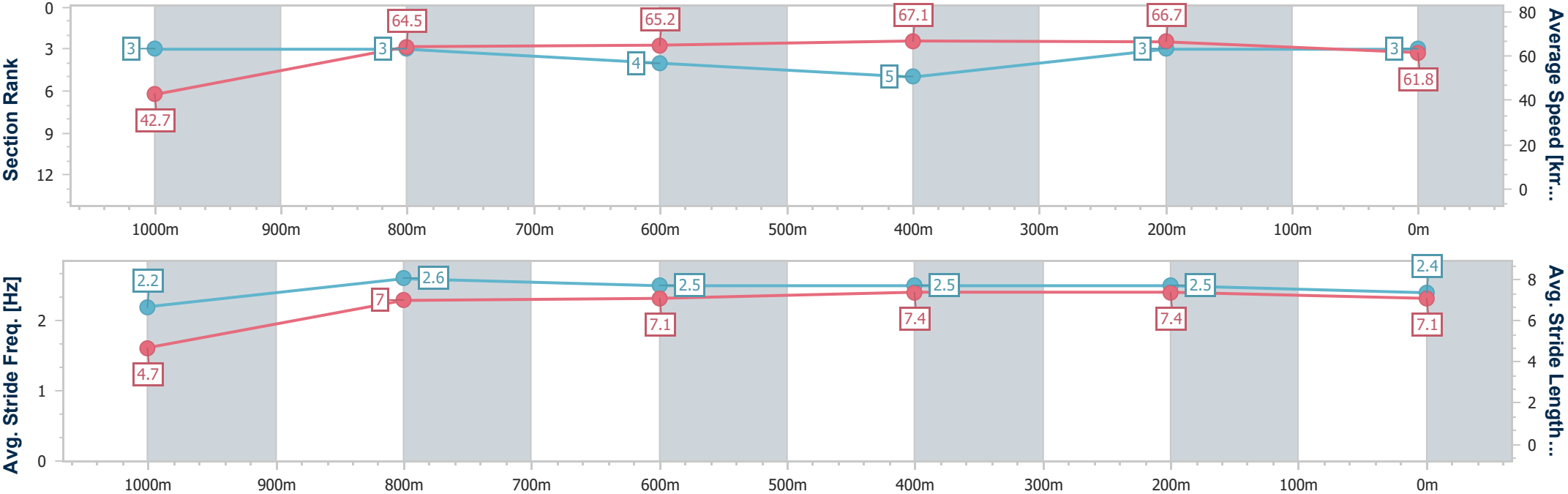
Horse/Jockey Name	Miss Daurian
Final Rank	3
Fastest Section Time (Section)	0:04.21 (Overall)
Top Speed [km/h] (Section)	68.7 (600m)
Race State	Finished



Rockhampton QLD Professional
Race 4: Thomos Betta Home Living 0 - 55 Handicap - 1050m
14 May 2024 - 15:35
Track Rating: Good 4, Weather: Fine, Rail Position: +4.5m Entire



Section	Overall	1000m	800m	600m	400m	200m							
Section Times	0:59.97 [3] (0:04.21)	0:55.76 [3] (0:11.28)	0:44.48 [3] (0:11.28)	0:33.20 [4] (0:10.74)	0:22.46 [5] (0:10.80)	0:11.66 [3] (0:11.66)							
Average Speed [km/h]	42.7	64.5	65.2	67.1	66.7	61.8							
Top Speed [km/h]	55.5	66.6	67.0	68.7	68.2	65.0							
Avg. Dist. to Rail [m]	6.6	2.2	2.9	3.2	3.5	3.2							
Avg. Stride Freq. [Hz]	2.2	2.6	2.5	2.5	2.5	2.4							
Avg. Stride Length [m]	4.7	7.0	7.1	7.4	7.4	7.1							





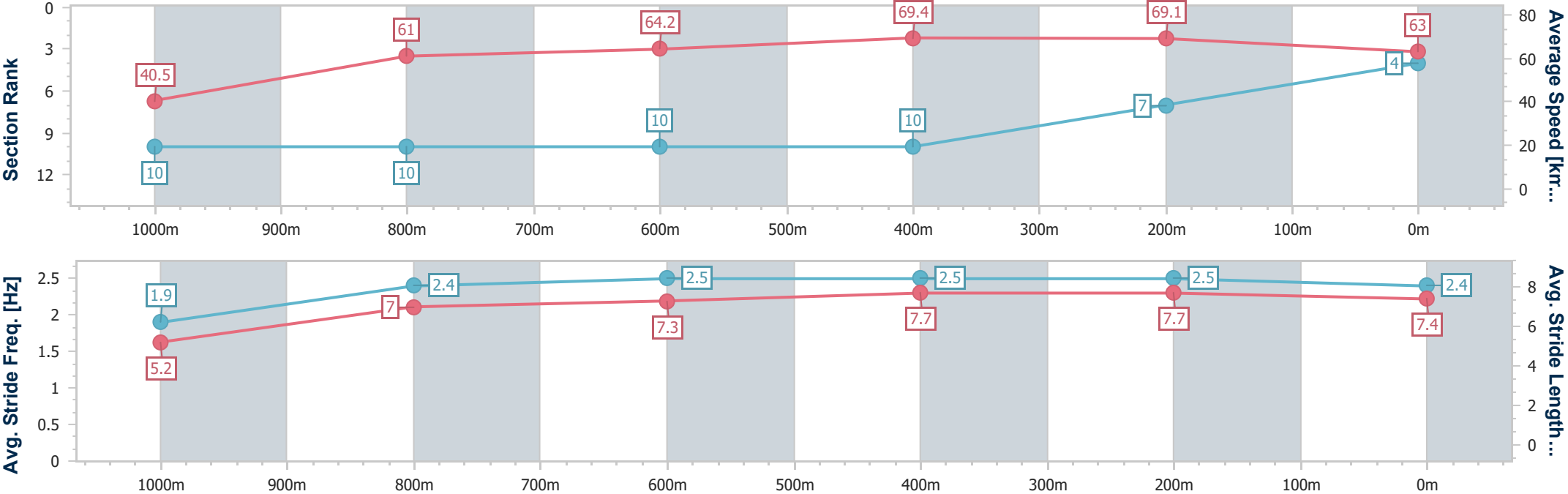
Horse/Jockey Name	Afroginasock
Final Rank	4
Fastest Section Time (Section)	0:04.49 (Overall)
Top Speed [km/h] (Section)	69.8 (600m)
Race State	Finished



Rockhampton QLD Professional
Race 4: Thomos Betta Home Living 0 - 55 Handicap - 1050m
14 May 2024 - 15:35
Track Rating: Good 4, Weather: Fine, Rail Position: +4.5m Entire



Section	Overall	1000m	800m	600m	400m	200m								
Section Times	1:00.14 [4] (0:04.49)	0:55.65 [10] (0:11.83)	0:43.82 [10] (0:11.56)	0:32.26 [10] (0:10.41)	0:21.85 [10] (0:10.42)	0:11.43 [7] (0:11.43)								
Average Speed [km/h]	40.5	61.0	64.2	69.4	69.1	63.0								
Top Speed [km/h]	52.4	63.2	66.3	69.8	69.8	66.3								
Avg. Dist. to Rail [m]	7.8	1.5	3.9	6.6	11.0	9.2								
Avg. Stride Freq. [Hz]	1.9	2.4	2.5	2.5	2.5	2.4								
Avg. Stride Length [m]	5.2	7.0	7.3	7.7	7.7	7.4								





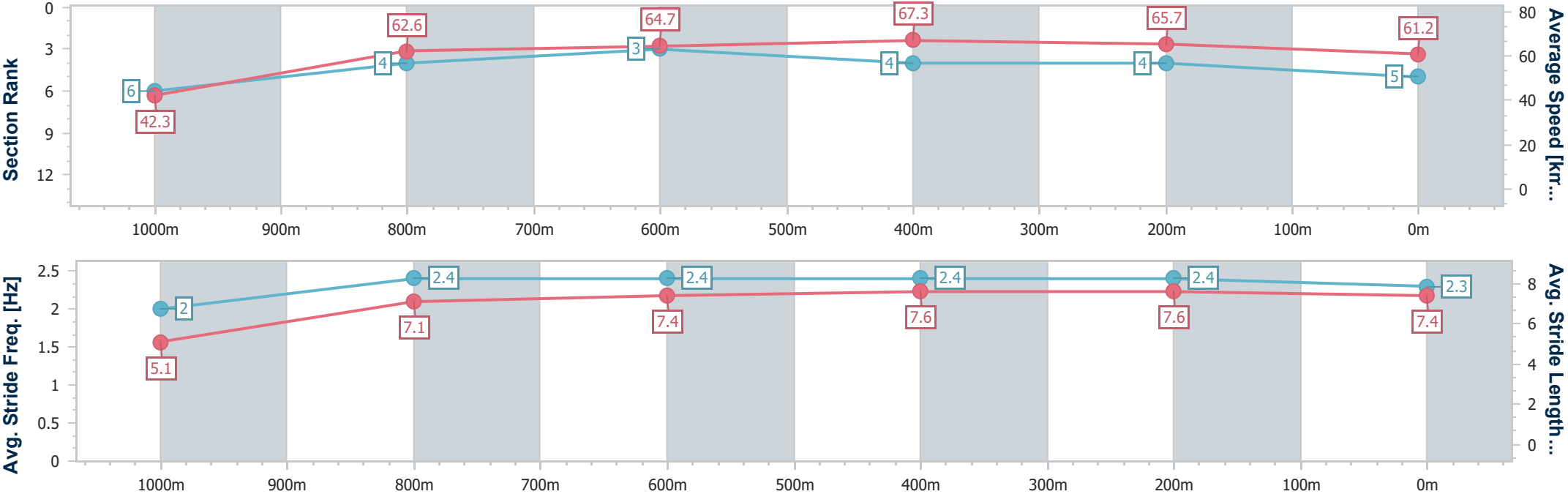
Horse/Jockey Name	Toy Blaze
Final Rank	5
Fastest Section Time (Section)	0:04.27 (Overall)
Top Speed [km/h] (Section)	68.3 (600m)
Race State	Finished



Rockhampton QLD Professional
Race 4: Thomos Betta Home Living 0 - 55 Handicap - 1050m
14 May 2024 - 15:35
Track Rating: Good 4, Weather: Fine, Rail Position: +4.5m Entire



Section	Overall	1000m	800m	600m	400m	200m								
Section Times	1:00.17 [5] (0:04.27)	0:55.90 [6] (0:11.40)	0:44.50 [4] (0:11.06)	0:33.44 [3] (0:10.71)	0:22.73 [4] (0:10.95)	0:11.78 [4] (0:11.78)								
Average Speed [km/h]	42.3	62.6	64.7	67.3	65.7	61.2								
Top Speed [km/h]	56.6	65.0	65.6	68.3	67.7	64.5								
Avg. Dist. to Rail [m]	1.9	1.1	0.8	0.9	2.5	2.6								
Avg. Stride Freq. [Hz]	2.0	2.4	2.4	2.4	2.4	2.3								
Avg. Stride Length [m]	5.1	7.1	7.4	7.6	7.6	7.4								





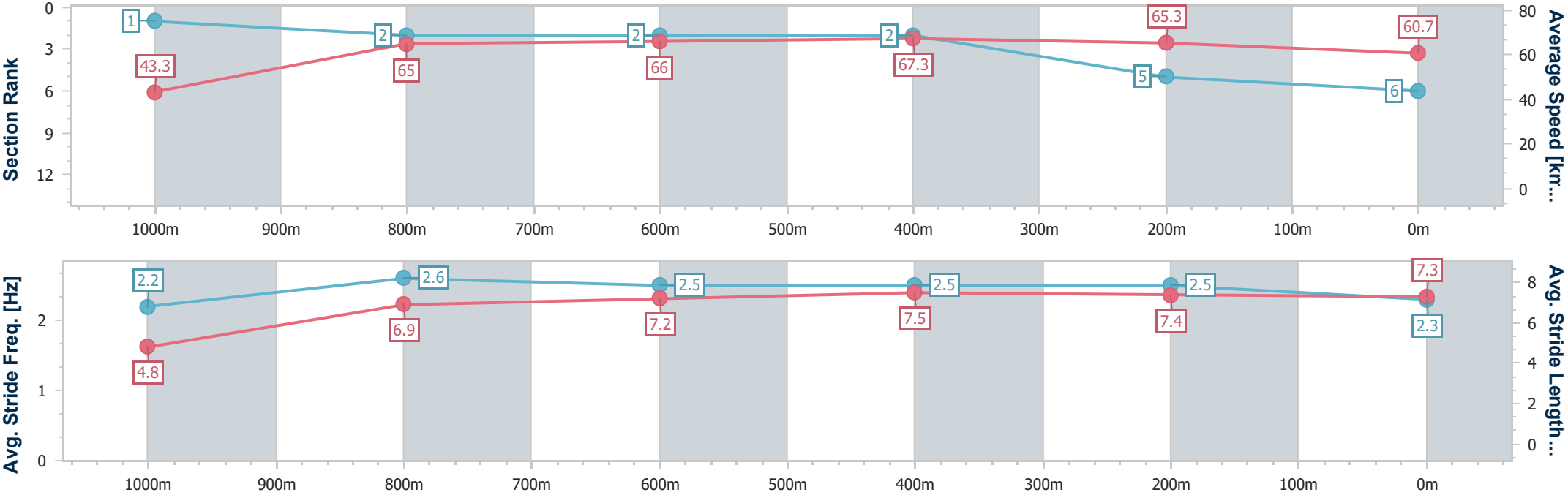
Horse/Jockey Name	Thunder Knob
Final Rank	6
Fastest Section Time (Section)	0:04.16 (Overall)
Top Speed [km/h] (Section)	68.2 (600m)
Race State	Finished



Rockhampton QLD Professional
Race 4: Thomos Betta Home Living 0 - 55 Handicap - 1050m
14 May 2024 - 15:35
Track Rating: Good 4, Weather: Fine, Rail Position: +4.5m Entire



Section	Overall	1000m	800m	600m	400m	200m								
Section Times	1:00.26 [6] (0:04.16)	0:56.10 [1] (0:11.25)	0:44.85 [2] (0:11.24)	0:33.61 [2] (0:10.72)	0:22.89 [2] (0:11.02)	0:11.87 [5] (0:11.87)								
Average Speed [km/h]	43.3	65.0	66.0	67.3	65.3	60.7								
Top Speed [km/h]	56.6	67.0	66.9	68.2	67.5	64.4								
Avg. Dist. to Rail [m]	7.8	3.5	3.9	3.4	3.9	5.4								
Avg. Stride Freq. [Hz]	2.2	2.6	2.5	2.5	2.5	2.3								
Avg. Stride Length [m]	4.8	6.9	7.2	7.5	7.4	7.3								





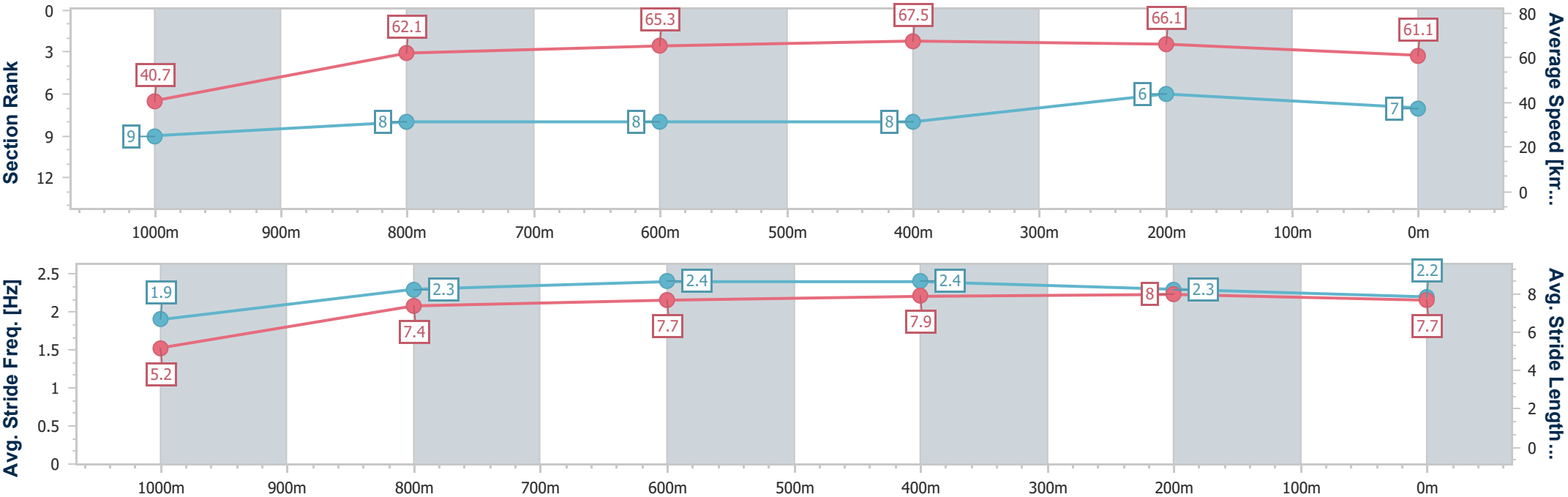
Horse/Jockey Name	Moonscape
Final Rank	7
Fastest Section Time (Section)	0:04.44 (Overall)
Top Speed [km/h] (Section)	68.2 (600m)
Race State	Finished



Rockhampton QLD Professional
Race 4: Thomos Betta Home Living 0 - 55 Handicap - 1050m
14 May 2024 - 15:35
Track Rating: Good 4, Weather: Fine, Rail Position: +4.5m Entire



Section	Overall	1000m	800m	600m	400m	200m								
Section Times	1:00.45 [7] (0:04.44)	0:56.01 [9] (0:11.56)	0:44.45 [8] (0:11.10)	0:33.35 [8] (0:10.68)	0:22.67 [8] (0:10.90)	0:11.77 [6] (0:11.77)								
Average Speed [km/h]	40.7	62.1	65.3	67.5	66.1	61.1								
Top Speed [km/h]	53.0	66.2	66.1	68.2	68.2	64.3								
Avg. Dist. to Rail [m]	3.9	0.9	1.1	2.8	4.3	3.1								
Avg. Stride Freq. [Hz]	1.9	2.3	2.4	2.4	2.3	2.2								
Avg. Stride Length [m]	5.2	7.4	7.7	7.9	8.0	7.7								





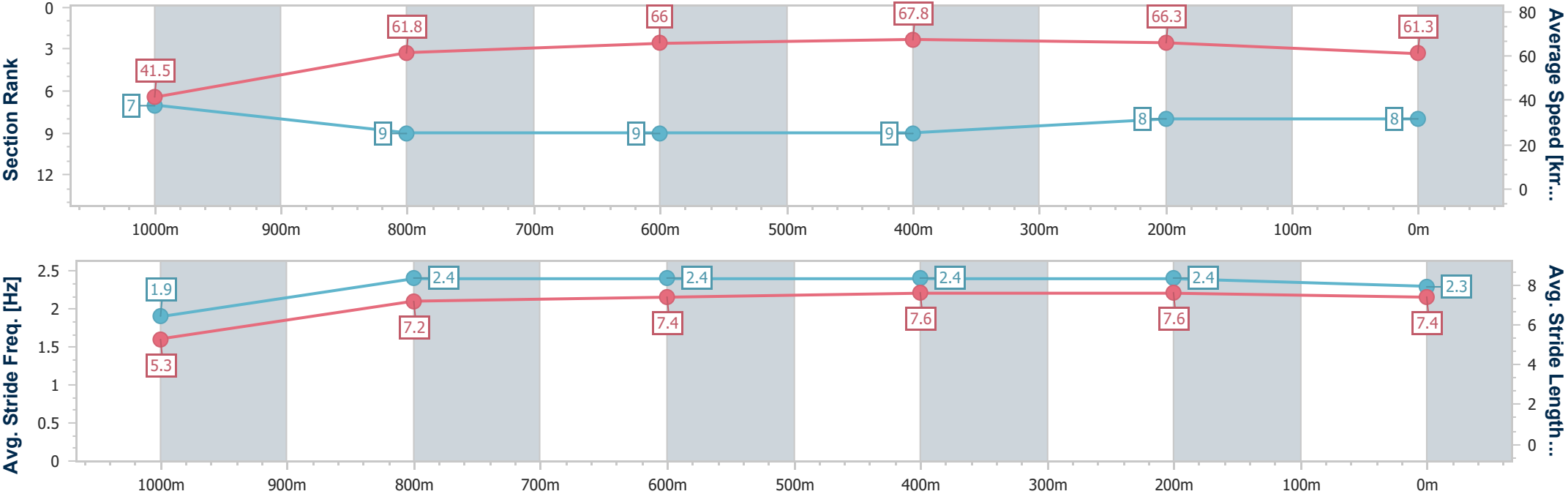
Horse/Jockey Name	Nouverre Fille
Final Rank	8
Fastest Section Time (Section)	0:04.34 (Overall)
Top Speed [km/h] (Section)	68.8 (600m)
Race State	Finished



Rockhampton QLD Professional
Race 4: Thomos Betta Home Living 0 - 55 Handicap - 1050m
14 May 2024 - 15:35
Track Rating: Good 4, Weather: Fine, Rail Position: +4.5m Entire



Section	Overall	1000m	800m	600m	400m	200m								
Section Times	1:00.59 [8] (0:04.34)	0:56.25 [7] (0:11.77)	0:44.48 [9] (0:11.23)	0:33.25 [9] (0:10.64)	0:22.61 [9] (0:10.85)	0:11.76 [8] (0:11.76)								
Average Speed [km/h]	41.5	61.8	66.0	67.8	66.3	61.3								
Top Speed [km/h]	53.2	64.8	68.7	68.8	67.9	65.6								
Avg. Dist. to Rail [m]	9.0	2.4	3.5	4.3	4.5	5.1								
Avg. Stride Freq. [Hz]	1.9	2.4	2.4	2.4	2.4	2.3								
Avg. Stride Length [m]	5.3	7.2	7.4	7.6	7.6	7.4								





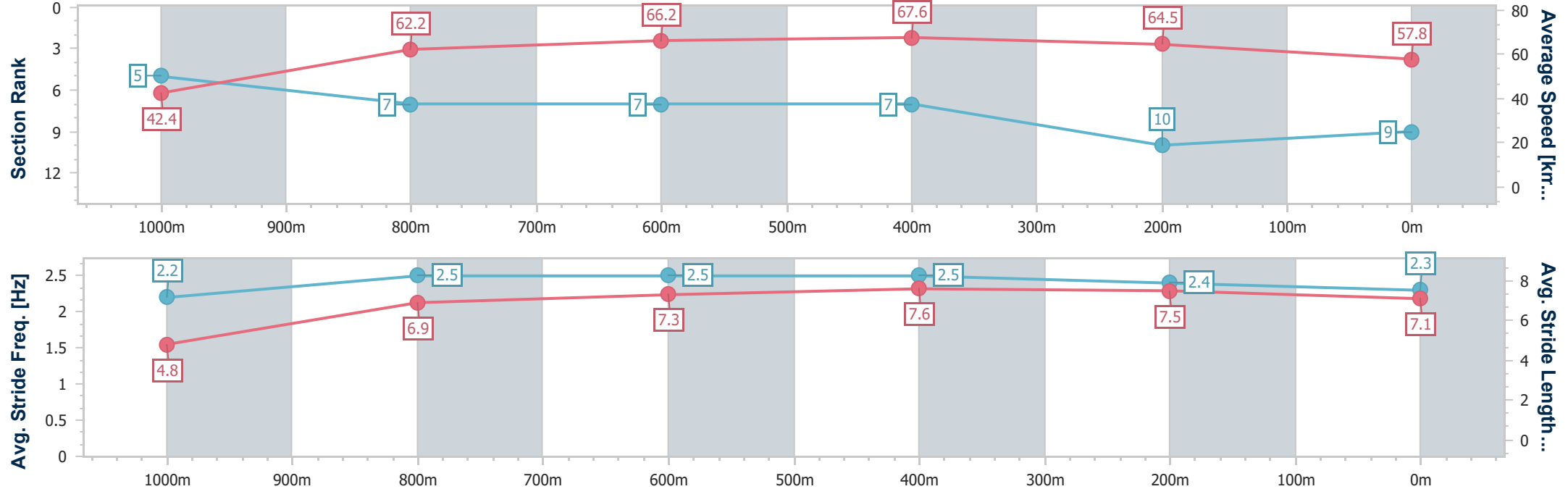
Horse/Jockey Name	Skreatch
Final Rank	9
Fastest Section Time (Section)	0:04.27 (Overall)
Top Speed [km/h] (Section)	68.1 (600m)
Race State	Finished



Rockhampton QLD Professional
Race 4: Thomos Betta Home Living 0 - 55 Handicap - 1050m
14 May 2024 - 15:35
Track Rating: Good 4, Weather: Fine, Rail Position: +4.5m Entire



Section	Overall	1000m	800m	600m	400m	200m									
Section Times	1:01.39 [9] (0:04.27)	0:57.12 [5] (0:11.66)	0:45.46 [7] (0:11.16)	0:34.30 [7] (0:10.67)	0:23.63 [7] (0:11.15)	0:12.48 [10] (0:12.48)									
Average Speed [km/h]	42.4	62.2	66.2	67.6	64.5	57.8									
Top Speed [km/h]	55.1	64.4	67.2	68.1	68.0	62.5									
Avg. Dist. to Rail [m]	4.6	1.8	3.1	3.9	6.3	6.7									
Avg. Stride Freq. [Hz]	2.2	2.5	2.5	2.5	2.4	2.3									
Avg. Stride Length [m]	4.8	6.9	7.3	7.6	7.5	7.1									





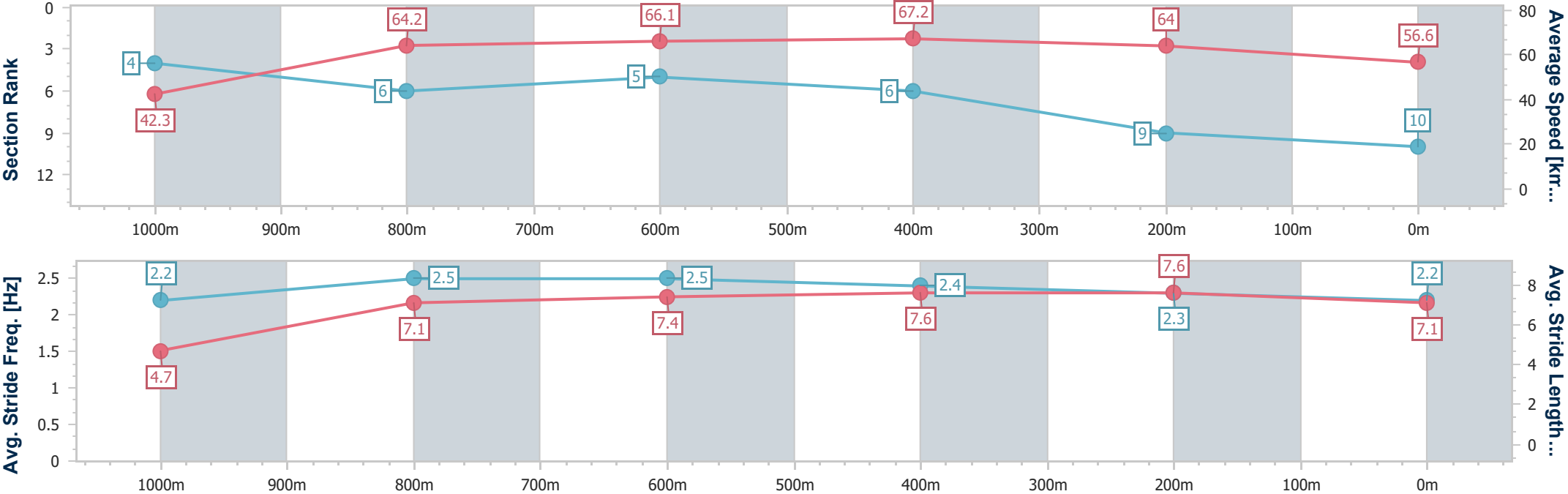
Horse/Jockey Name	Coco Royale
Final Rank	10
Fastest Section Time (Section)	0:04.25 (Overall)
Top Speed [km/h] (Section)	68.1 (600m)
Race State	Finished



Rockhampton QLD Professional
Race 4: Thomos Betta Home Living 0 - 55 Handicap - 1050m
14 May 2024 - 15:35
Track Rating: Good 4, Weather: Fine, Rail Position: +4.5m Entire



Section	Overall	1000m	800m	600m	400m	200m								
Section Times	1:01.61 [10] (0:04.25)	0:57.36 [4] (0:11.49)	0:45.87 [6] (0:11.18)	0:34.69 [5] (0:10.76)	0:23.93 [6] (0:11.23)	0:12.70 [9] (0:12.70)								
Average Speed [km/h]	42.3	64.2	66.1	67.2	64.0	56.6								
Top Speed [km/h]	55.9	66.7	67.8	68.1	67.9	61.0								
Avg. Dist. to Rail [m]	10.7	4.8	3.4	6.7	7.9	8.7								
Avg. Stride Freq. [Hz]	2.2	2.5	2.5	2.4	2.3	2.2								
Avg. Stride Length [m]	4.7	7.1	7.4	7.6	7.6	7.1								





Rockhampton QLD Professional

Race 5: Diageo Pty Ltd BM65 Handicap - 1200m

14 May 2024 - 16:12



Track Rating: Good 4, Weather: Fine, Rail Position: +4.5m Entire

Section		Overall				1000m	800m	600m	400m	200m	Last 600m		
Field Times		1:09.01 (0:12.58)				0:56.43 (0:10.81)	0:45.62 (0:11.38)	0:34.24 (0:10.96)	0:23.28 (0:11.40)	0:11.88 (0:11.88)	0:34.24		
Rank	TAB	Horse/Jockey	Barrier	Top Speed [km/h]	Fastest Section						Margin	Distance Travelled [m]	
1	8	FROSTY BEAR	4	68.1	0:10.90	1:09.01 [1]	0:55.80 [9]	0:44.75 [7]	0:33.56 [6]	0:22.66 [6]	0:11.75 [3]	1:09.01	0:33.56
		Georgina Cartwright		400m	600m	(0:13.21)	(0:11.05)	(0:11.19)	(0:10.90)	(0:10.91)	(0:11.75)		
2	2	FIGHTING IDOL	2	67.0	0:10.82	1:09.43 [2]	0:56.44 [5]	0:45.43 [6]	0:34.03 [5]	0:23.21 [4]	0:12.05 [4]	0.42L	0:34.03 +5
		Justin Stanley		600m	600m	(0:12.99)	(0:11.01)	(0:11.40)	(0:10.82)	(0:11.16)	(0:12.05)		
3	6	KEFALONIA	10	66.5	0:10.89	1:09.51 [3]	0:56.13 [11]	0:44.83 [12]	0:33.53 [11]	0:22.52 [10]	0:11.63 [7]	0.08L	0:33.53 +5
		Brooke Johnson		400m	400m	(0:13.38)	(0:11.30)	(0:11.30)	(0:11.01)	(0:10.89)	(0:11.63)		
4	9	SHADOWAY DRIVE	5	68.4	0:10.81	1:09.54 [4]	0:56.96 [1]	0:46.15 [1]	0:34.77 [1]	0:23.81 [1]	0:12.35 [2]	0.03L	0:34.77 +4
		Chris Whiteley		1000m	1000m	(0:12.58)	(0:10.81)	(0:11.38)	(0:10.96)	(0:11.46)	(0:12.35)		
5	1	BARNEY RABBLE	7	68.1	0:10.69	1:09.79 [5]	0:57.02 [3]	0:46.33 [2]	0:35.01 [3]	0:23.98 [2]	0:12.66 [1]	0.25L	0:35.01 +4
		Ryan Wiggins		1000m	1000m	(0:12.77)	(0:10.69)	(0:11.32)	(0:11.03)	(0:11.32)	(0:12.66)		
6	10	SO YOU BATTLE	1	66.7	0:11.02	1:09.83 [6]	0:56.85 [4]	0:45.83 [5]	0:34.52 [4]	0:23.50 [5]	0:12.29 [6]	0.04L	0:34.52 +1
		Jackson Murphy		1000m	1000m	(0:12.98)	(0:11.02)	(0:11.31)	(0:11.02)	(0:11.21)	(0:12.29)		
7	11	STREET GOD	8	66.9	0:10.96	1:09.87 [7]	0:56.63 [10]	0:45.51 [8]	0:34.04 [8]	0:23.08 [8]	0:11.89 [8]	0.04L	0:34.04 +2
		Melea Castle		1000m	600m	(0:13.24)	(0:11.12)	(0:11.47)	(0:10.96)	(0:11.19)	(0:11.89)		
8	5	OLIGARCHY	3	66.9	0:10.88	1:10.29 [8]	0:57.55 [2]	0:46.67 [3]	0:35.52 [2]	0:24.37 [3]	0:12.89 [5]	0.42L	0:35.52 -4
		Ashley Butler		1000m	1000m	(0:12.74)	(0:10.88)	(0:11.15)	(0:11.15)	(0:11.48)	(0:12.89)		
9	4	KAHAYLAAN	6	67.4	0:10.98	1:10.31 [9]	0:57.30 [6]	0:46.32 [4]	0:34.72 [7]	0:23.64 [7]	0:12.30 [9]	0.02L	0:34.72 +11
		Tahlia Fenlon		1000m	1000m	(0:13.01)	(0:10.98)	(0:11.60)	(0:11.08)	(0:11.34)	(0:12.30)		
10	12	BODY AND SOUL	11	66.7	0:11.06	1:10.57 [10]	0:56.96 [12]	0:45.90 [11]	0:34.71 [9]	0:23.54 [11]	0:12.21 [11]	0.26L	0:34.71 -1
		Morgan Butler		Overall	1000m	(0:13.61)	(0:11.06)	(0:11.19)	(0:11.17)	(0:11.33)	(0:12.21)		

Report Created: Tue 14 May 2024 16:39 GMT+10 (Note: Timing is based on position data)

Page 1/14

[] Ranking at each section and finish
-:-:- No data available at this section
NA No data available

SCN Saddle cloth number
DNF Did not finish
DNT Did not track

data processed by  TRIPLESDATA



Rockhampton QLD Professional
Race 5: Diageo Pty Ltd BM65 Handicap - 1200m
14 May 2024 - 16:12



Track Rating: Good 4, Weather: Fine, Rail Position: +4.5m Entire

Section						Overall	1000m	800m	600m	400m	200m	Last 600m		
Field Times						1:09.01 (0:12.58)	0:56.43 (0:10.81)	0:45.62 (0:11.38)	0:34.24 (0:10.96)	0:23.28 (0:11.40)	0:11.88 (0:11.88)	0:34.24		
Rank	TAB	Horse/Jockey	Barrier	Top Speed [km/h]	Fastest Section							Margin	Distance Travelled [m]	
11	7	RELICTA	9	66.3	0:11.03	1:11.06 [11]	0:57.87 [8]	0:46.62 [10]	0:35.16 [10]	0:24.13 [9]	0:12.72 [10]	0.49L	0:35.16	+7
		Les Tilley		600m	600m	(0:13.19)	(0:11.25)	(0:11.46)	(0:11.03)	(0:11.41)	(0:12.72)			
12	3	MONEY MUNCHER	12	65.7	0:11.16	1:11.53 [12]	0:58.37 [7]	0:47.14 [9]	0:35.51 [12]	0:24.35 [12]	0:12.84 [12]	0.47L	0:35.51	+11
		Warwick Satherley		600m	600m	(0:13.16)	(0:11.23)	(0:11.63)	(0:11.16)	(0:11.51)	(0:12.84)			



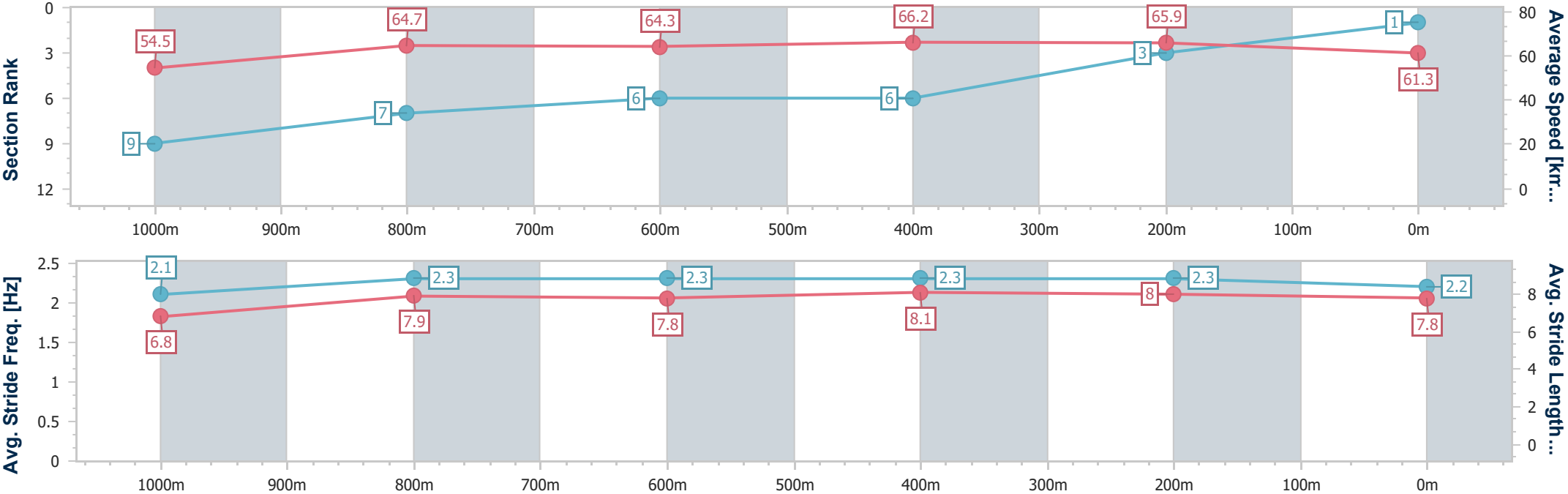
Horse/Jockey Name	Frosty Bear
Final Rank	1
Fastest Section Time (Section)	0:10.90 (600m)
Top Speed [km/h] (Section)	68.1 (400m)
Race State	Finished



Rockhampton QLD Professional
Race 5: Diageo Pty Ltd BM65 Handicap - 1200m
14 May 2024 - 16:12
Track Rating: Good 4, Weather: Fine, Rail Position: +4.5m Entire



Section	Overall	1000m	800m	600m	400m	200m								
Section Times	1:09.01 [1] (0:13.21)	0:55.80 [9] (0:11.05)	0:44.75 [7] (0:11.19)	0:33.56 [6] (0:10.90)	0:22.66 [6] (0:10.91)	0:11.75 [3] (0:11.75)								
Average Speed [km/h]	54.5	64.7	64.3	66.2	65.9	61.3								
Top Speed [km/h]	65.5	65.5	65.4	67.8	68.1	64.2								
Avg. Dist. to Rail [m]	0.4	1.0	0.9	3.5	4.9	4.9								
Avg. Stride Freq. [Hz]	2.1	2.3	2.3	2.3	2.3	2.2								
Avg. Stride Length [m]	6.8	7.9	7.8	8.1	8.0	7.8								





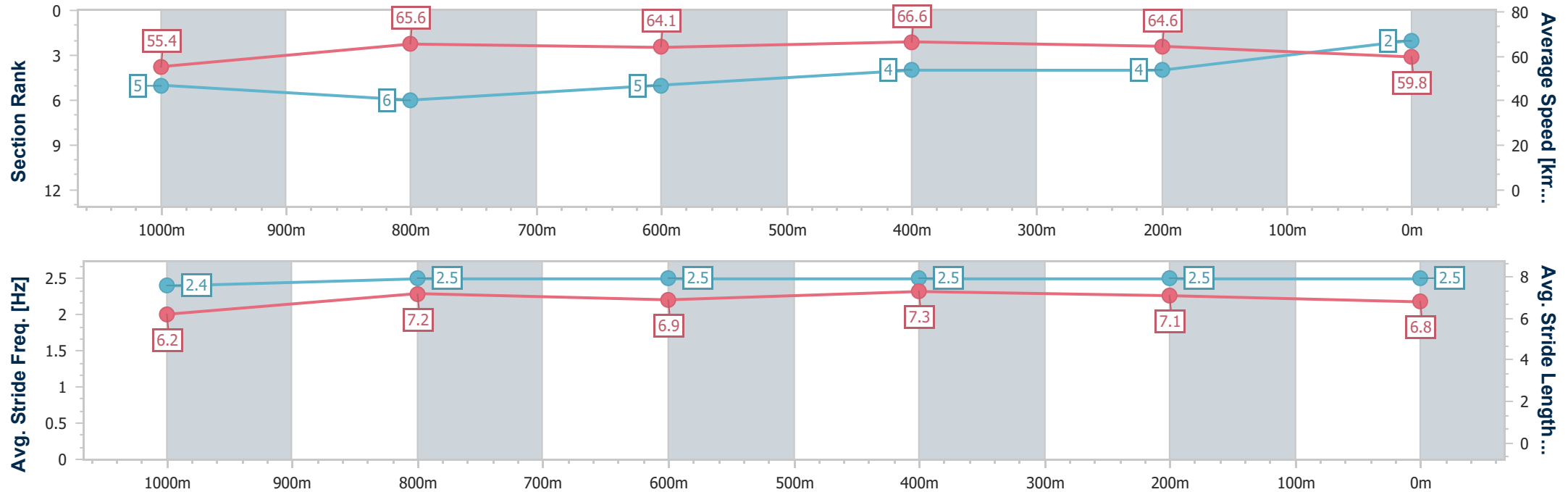
Horse/Jockey Name	Fighting Idol
Final Rank	2
Fastest Section Time (Section)	0:10.82 (600m)
Top Speed [km/h] (Section)	67.0 (600m)
Race State	Finished



Rockhampton QLD Professional
Race 5: Diageo Pty Ltd BM65 Handicap - 1200m
14 May 2024 - 16:12
Track Rating: Good 4, Weather: Fine, Rail Position: +4.5m Entire



Section	Overall	1000m	800m	600m	400m	200m								
Section Times	1:09.43 [2] (0:12.99)	0:56.44 [5] (0:11.01)	0:45.43 [6] (0:11.40)	0:34.03 [5] (0:10.82)	0:23.21 [4] (0:11.16)	0:12.05 [4] (0:12.05)								
Average Speed [km/h]	55.4	65.6	64.1	66.6	64.6	59.8								
Top Speed [km/h]	65.2	66.8	66.1	67.0	66.3	62.6								
Avg. Dist. to Rail [m]	1.2	0.6	2.0	2.1	3.3	2.7								
Avg. Stride Freq. [Hz]	2.4	2.5	2.5	2.5	2.5	2.5								
Avg. Stride Length [m]	6.2	7.2	6.9	7.3	7.1	6.8								





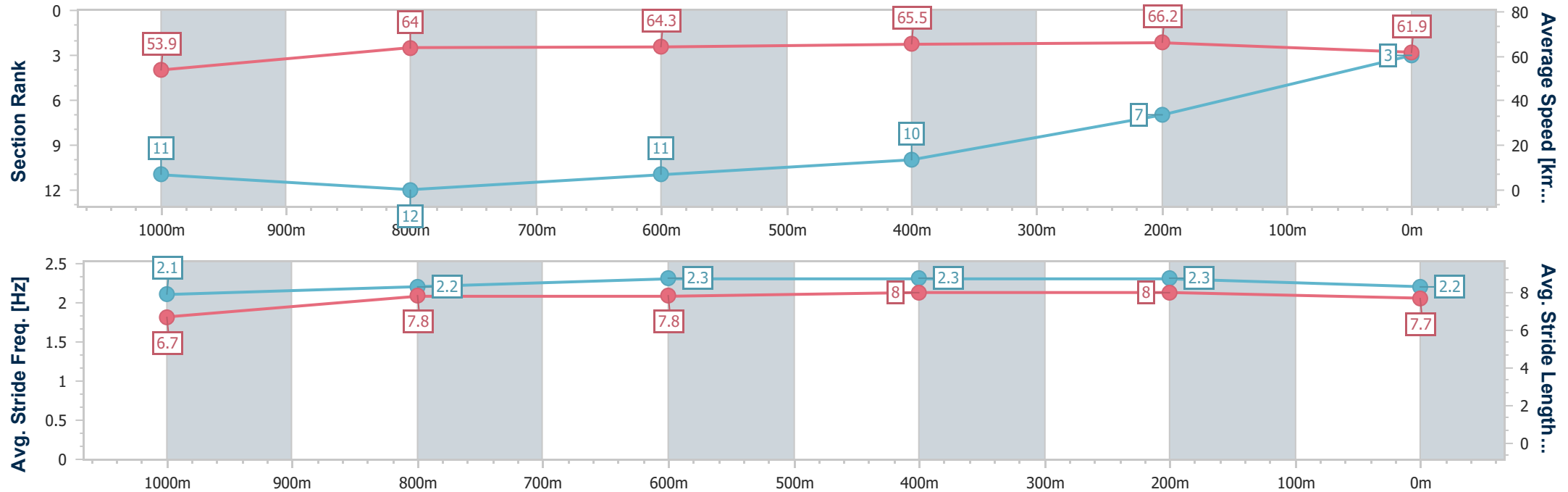
Horse/Jockey Name	Kefalonia
Final Rank	3
Fastest Section Time (Section)	0:10.89 (400m)
Top Speed [km/h] (Section)	66.5 (400m)
Race State	Finished



Rockhampton QLD Professional
Race 5: Diageo Pty Ltd BM65 Handicap - 1200m
14 May 2024 - 16:12
Track Rating: Good 4, Weather: Fine, Rail Position: +4.5m Entire



Section	Overall	1000m	800m	600m	400m	200m								
Section Times	1:09.51 [3] (0:13.38)	0:56.13 [11] (0:11.30)	0:44.83 [12] (0:11.30)	0:33.53 [11] (0:11.01)	0:22.52 [10] (0:10.89)	0:11.63 [7] (0:11.63)								
Average Speed [km/h]	53.9	64.0	64.3	65.5	66.2	61.9								
Top Speed [km/h]	64.1	66.0	66.1	66.2	66.5	65.2								
Avg. Dist. to Rail [m]	5.3	0.9	1.3	2.6	2.8	6.1								
Avg. Stride Freq. [Hz]	2.1	2.2	2.3	2.3	2.3	2.2								
Avg. Stride Length [m]	6.7	7.8	7.8	8.0	8.0	7.7								





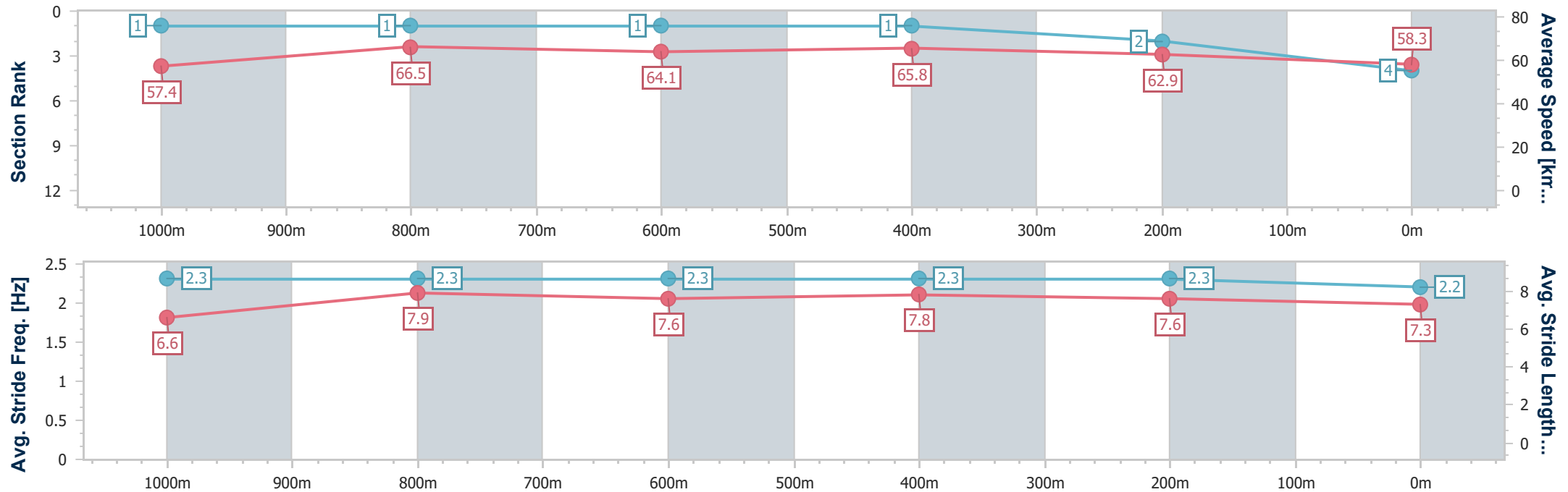
Horse/Jockey Name	Shadoway Drive
Final Rank	4
Fastest Section Time (Section)	0:10.81 (1000m)
Top Speed [km/h] (Section)	68.4 (1000m)
Race State	Finished



Rockhampton QLD Professional
Race 5: Diageo Pty Ltd BM65 Handicap - 1200m
14 May 2024 - 16:12
Track Rating: Good 4, Weather: Fine, Rail Position: +4.5m Entire



Section	Overall	1000m	800m	600m	400m	200m							
Section Times	1:09.54 [4] (0:12.58)	0:56.96 [1] (0:10.81)	0:46.15 [1] (0:11.38)	0:34.77 [1] (0:10.96)	0:23.81 [1] (0:11.46)	0:12.35 [2] (0:12.35)							
Average Speed [km/h]	57.4	66.5	64.1	65.8	62.9	58.3							
Top Speed [km/h]	67.6	68.4	66.2	66.8	65.3	60.6							
Avg. Dist. to Rail [m]	1.7	0.5	1.7	2.5	2.6	2.2							
Avg. Stride Freq. [Hz]	2.3	2.3	2.3	2.3	2.3	2.2							
Avg. Stride Length [m]	6.6	7.9	7.6	7.8	7.6	7.3							





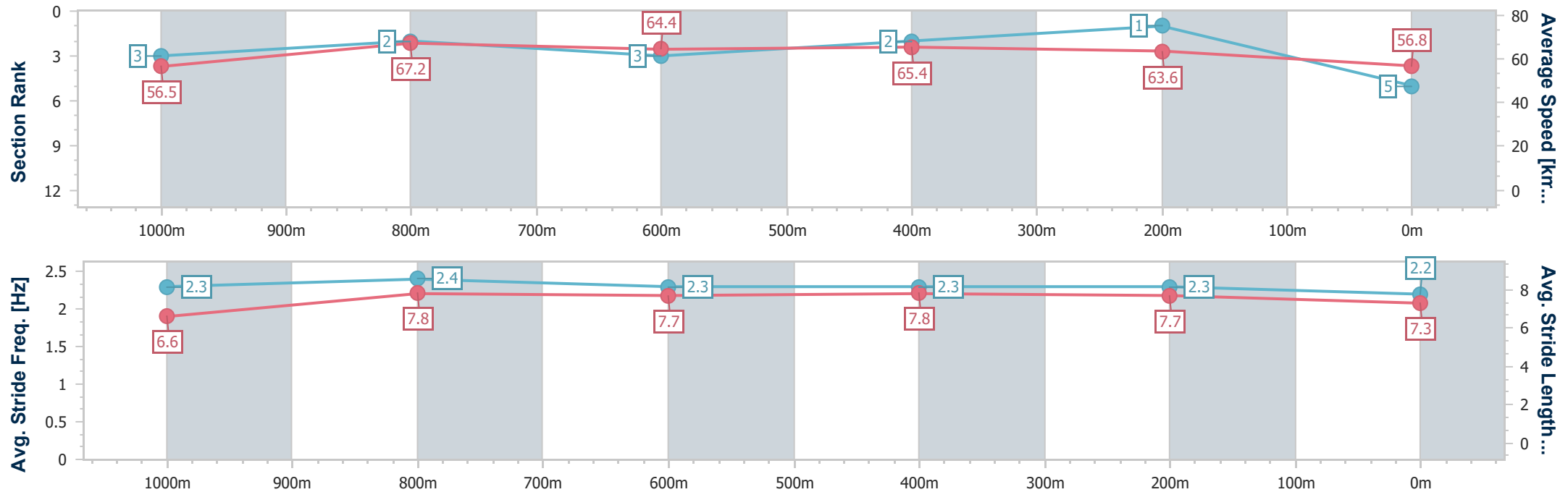
Horse/Jockey Name	Barney Rabble
Final Rank	5
Fastest Section Time (Section)	0:10.69 (1000m)
Top Speed [km/h] (Section)	68.1 (1000m)
Race State	Finished



Rockhampton QLD Professional
Race 5: Diageo Pty Ltd BM65 Handicap - 1200m
14 May 2024 - 16:12
Track Rating: Good 4, Weather: Fine, Rail Position: +4.5m Entire



Section	Overall	1000m	800m	600m	400m	200m							
Section Times	1:09.79 [5] (0:12.77)	0:57.02 [3] (0:10.69)	0:46.33 [2] (0:11.32)	0:35.01 [3] (0:11.03)	0:23.98 [2] (0:11.32)	0:12.66 [1] (0:12.66)							
Average Speed [km/h]	56.5	67.2	64.4	65.4	63.6	56.8							
Top Speed [km/h]	67.8	68.1	65.7	66.5	66.1	61.2							
Avg. Dist. to Rail [m]	3.3	0.5	1.6	2.2	3.1	4.4							
Avg. Stride Freq. [Hz]	2.3	2.4	2.3	2.3	2.3	2.2							
Avg. Stride Length [m]	6.6	7.8	7.7	7.8	7.7	7.3							





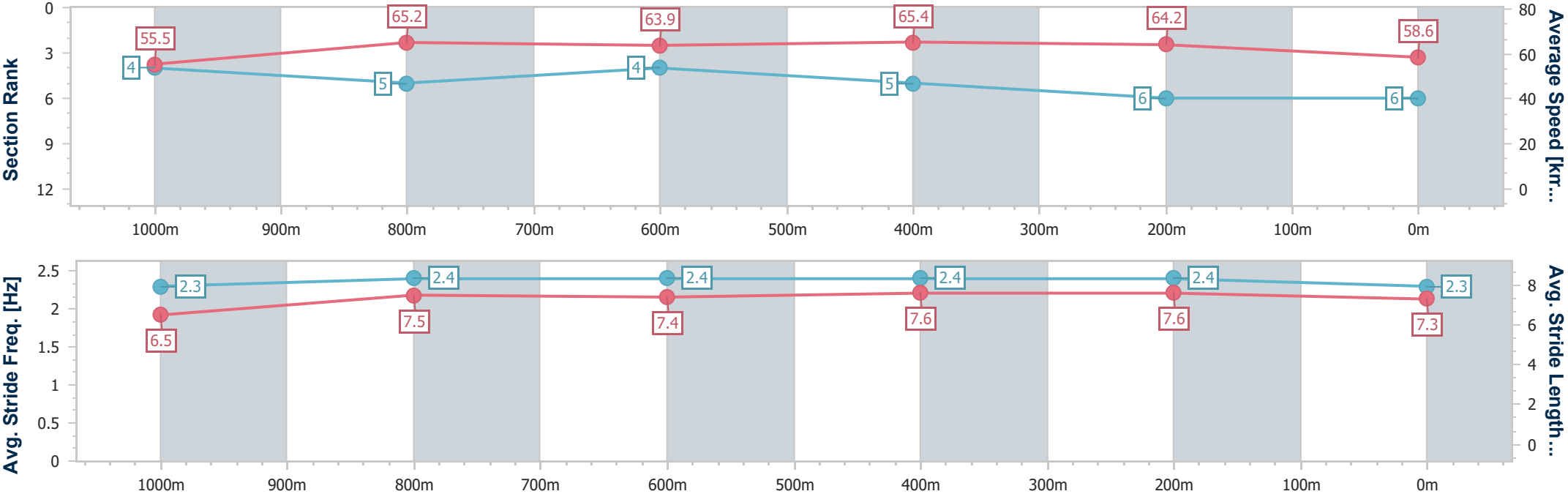
Horse/Jockey Name	So You Battle
Final Rank	6
Fastest Section Time (Section)	0:11.02 (1000m)
Top Speed [km/h] (Section)	66.7 (1000m)
Race State	Finished



Rockhampton QLD Professional
Race 5: Diageo Pty Ltd BM65 Handicap - 1200m
14 May 2024 - 16:12
Track Rating: Good 4, Weather: Fine, Rail Position: +4.5m Entire



Section	Overall	1000m	800m	600m	400m	200m								
Section Times	1:09.83 [6] (0:12.98)	0:56.85 [4] (0:11.02)	0:45.83 [5] (0:11.31)	0:34.52 [4] (0:11.02)	0:23.50 [5] (0:11.21)	0:12.29 [6] (0:12.29)								
Average Speed [km/h]	55.5	65.2	63.9	65.4	64.2	58.6								
Top Speed [km/h]	65.5	66.7	65.3	66.1	65.9	62.1								
Avg. Dist. to Rail [m]	1.3	0.4	0.5	0.6	1.3	1.7								
Avg. Stride Freq. [Hz]	2.3	2.4	2.4	2.4	2.4	2.3								
Avg. Stride Length [m]	6.5	7.5	7.4	7.6	7.6	7.3								



[] Ranking at each section and finish
-.-.- No data available at this section
NA No data available



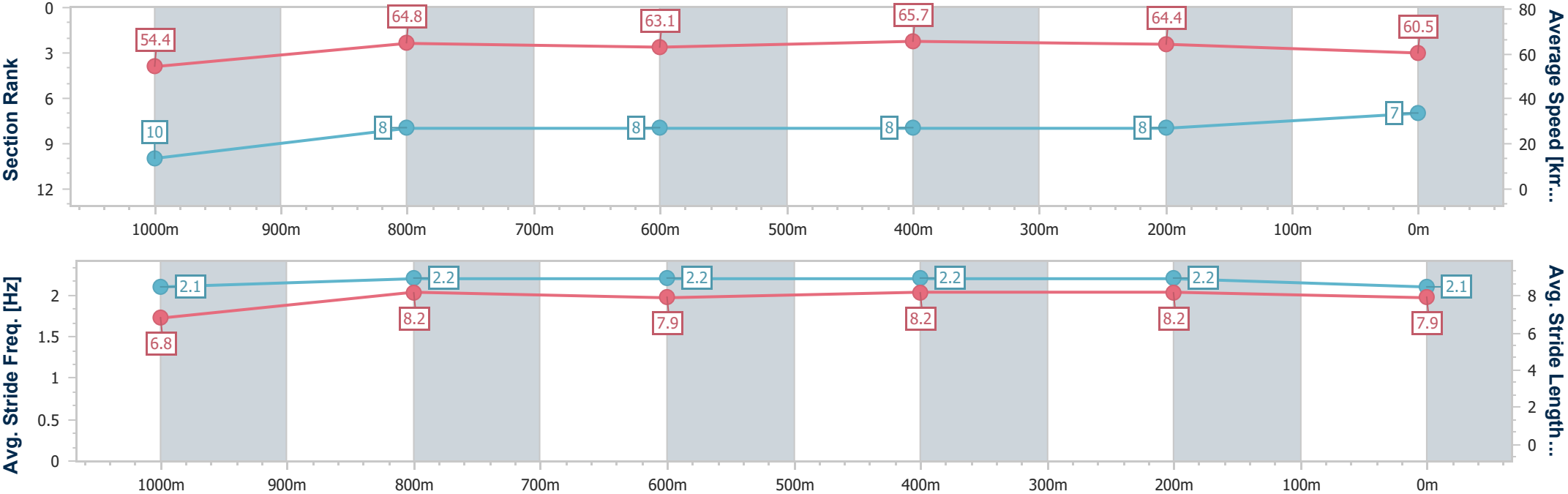
Horse/Jockey Name	Street God
Final Rank	7
Fastest Section Time (Section)	0:10.96 (600m)
Top Speed [km/h] (Section)	66.9 (1000m)
Race State	Finished



Rockhampton QLD Professional
Race 5: Diageo Pty Ltd BM65 Handicap - 1200m
14 May 2024 - 16:12
Track Rating: Good 4, Weather: Fine, Rail Position: +4.5m Entire



Section	Overall	1000m	800m	600m	400m	200m							
Section Times	1:09.87 [7] (0:13.24)	0:56.63 [10] (0:11.12)	0:45.51 [8] (0:11.47)	0:34.04 [8] (0:10.96)	0:23.08 [8] (0:11.19)	0:11.89 [8] (0:11.89)							
Average Speed [km/h]	54.4	64.8	63.1	65.7	64.4	60.5							
Top Speed [km/h]	66.9	66.9	64.3	66.4	65.6	63.6							
Avg. Dist. to Rail [m]	3.2	0.3	0.7	2.6	3.2	4.4							
Avg. Stride Freq. [Hz]	2.1	2.2	2.2	2.2	2.2	2.1							
Avg. Stride Length [m]	6.8	8.2	7.9	8.2	8.2	7.9							





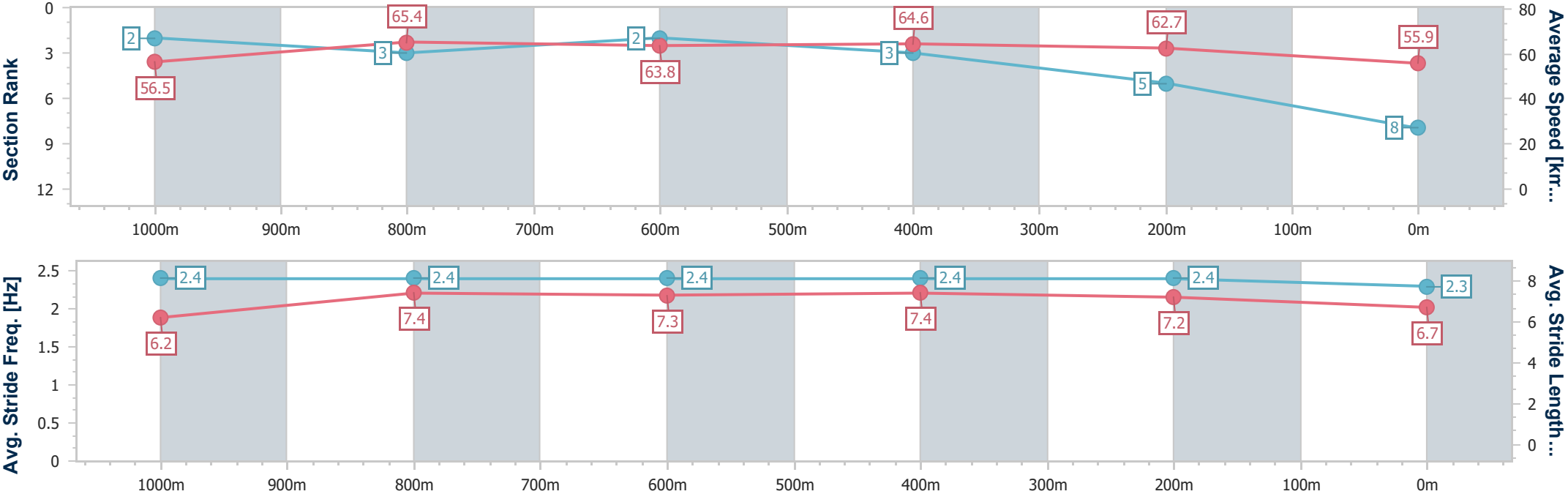
Horse/Jockey Name	Oligarchy
Final Rank	8
Fastest Section Time (Section)	0:10.88 (1000m)
Top Speed [km/h] (Section)	66.9 (1000m)
Race State	Finished



Rockhampton QLD Professional
Race 5: Diageo Pty Ltd BM65 Handicap - 1200m
14 May 2024 - 16:12
Track Rating: Good 4, Weather: Fine, Rail Position: +4.5m Entire



Section	Overall	1000m	800m	600m	400m	200m							
Section Times	1:10.29 [8] (0:12.74)	0:57.55 [2] (0:10.88)	0:46.67 [3] (0:11.15)	0:35.52 [2] (0:11.15)	0:24.37 [3] (0:11.48)	0:12.89 [5] (0:12.89)							
Average Speed [km/h]	56.5	65.4	63.8	64.6	62.7	55.9							
Top Speed [km/h]	66.7	66.9	65.7	66.0	64.7	60.3							
Avg. Dist. to Rail [m]	0.8	1.9	1.4	0.5	3.1	4.9							
Avg. Stride Freq. [Hz]	2.4	2.4	2.4	2.4	2.4	2.3							
Avg. Stride Length [m]	6.2	7.4	7.3	7.4	7.2	6.7							





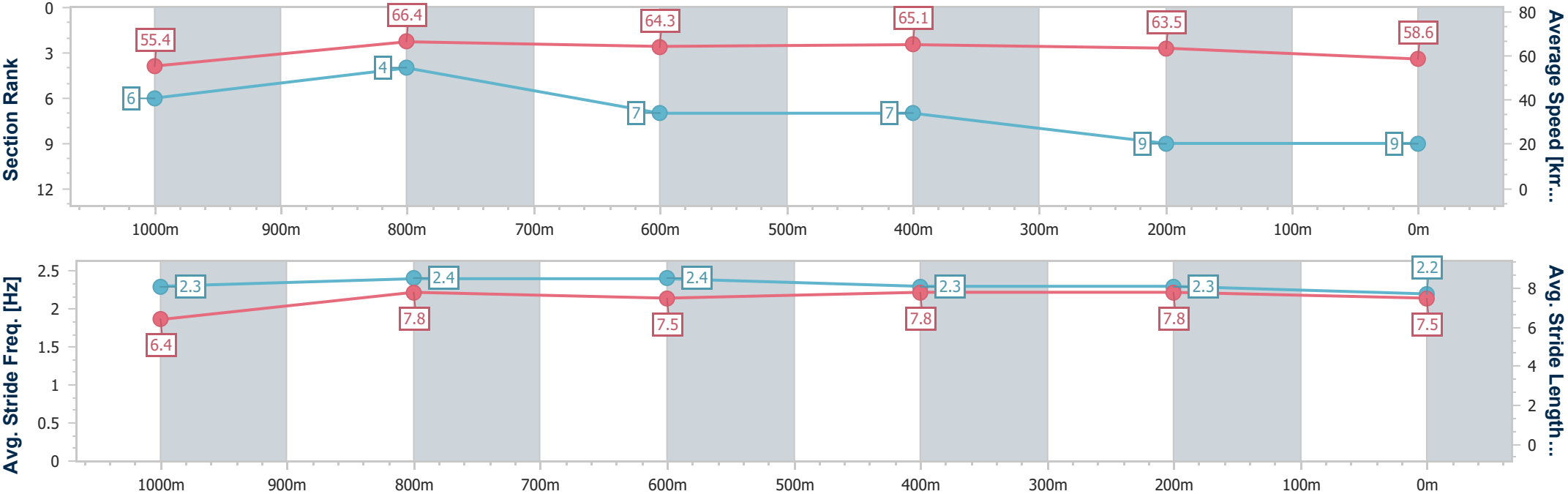
Horse/Jockey Name	Kahaylaan
Final Rank	9
Fastest Section Time (Section)	0:10.98 (1000m)
Top Speed [km/h] (Section)	67.4 (1000m)
Race State	Finished



Rockhampton QLD Professional
Race 5: Diageo Pty Ltd BM65 Handicap - 1200m
14 May 2024 - 16:12
Track Rating: Good 4, Weather: Fine, Rail Position: +4.5m Entire



Section	Overall	1000m	800m	600m	400m	200m							
Section Times	1:10.31 [9] (0:13.01)	0:57.30 [6] (0:10.98)	0:46.32 [4] (0:11.60)	0:34.72 [7] (0:11.08)	0:23.64 [7] (0:11.34)	0:12.30 [9] (0:12.30)							
Average Speed [km/h]	55.4	66.4	64.3	65.1	63.5	58.6							
Top Speed [km/h]	66.3	67.4	66.3	65.4	64.9	61.9							
Avg. Dist. to Rail [m]	1.8	1.7	4.5	4.7	5.6	7.7							
Avg. Stride Freq. [Hz]	2.3	2.4	2.4	2.3	2.3	2.2							
Avg. Stride Length [m]	6.4	7.8	7.5	7.8	7.8	7.5							





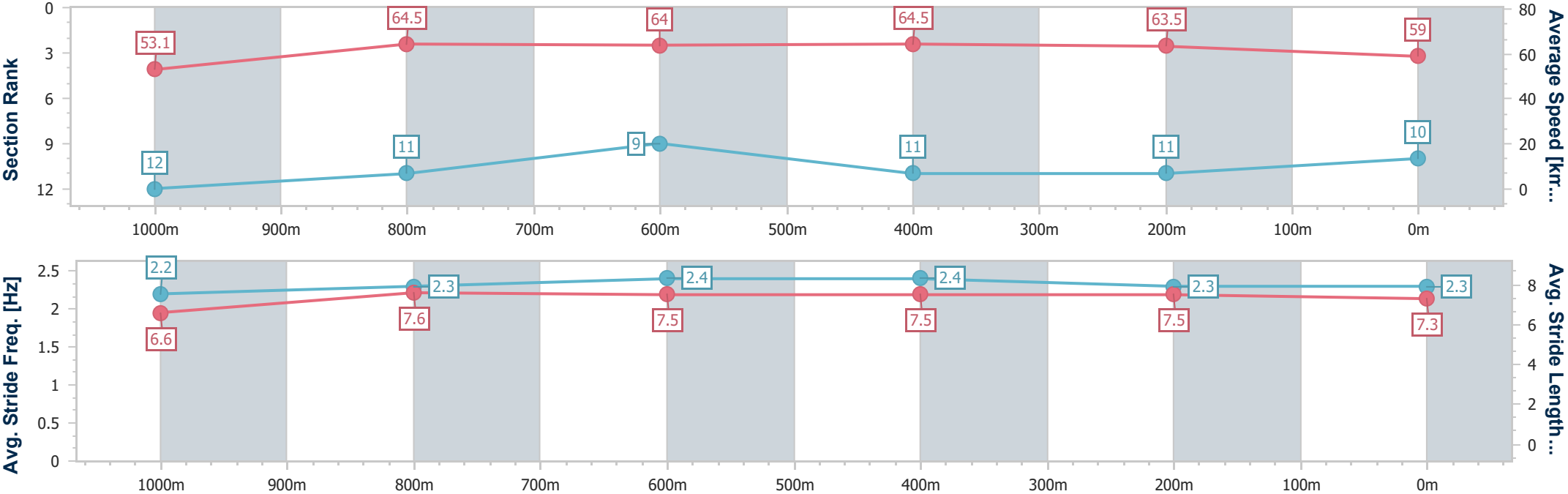
Horse/Jockey Name	Body And Soul
Final Rank	10
Fastest Section Time (Section)	0:11.06 (1000m)
Top Speed [km/h] (Section)	66.7 (Overall)
Race State	Finished



Rockhampton QLD Professional
Race 5: Diageo Pty Ltd BM65 Handicap - 1200m
14 May 2024 - 16:12
Track Rating: Good 4, Weather: Fine, Rail Position: +4.5m Entire



Section	Overall	1000m	800m	600m	400m	200m							
Section Times	1:10.57 [10] (0:13.61)	0:56.96 [12] (0:11.06)	0:45.90 [11] (0:11.19)	0:34.71 [9] (0:11.17)	0:23.54 [11] (0:11.33)	0:12.21 [11] (0:12.21)							
Average Speed [km/h]	53.1	64.5	64.0	64.5	63.5	59.0							
Top Speed [km/h]	66.7	66.5	65.3	66.3	65.2	62.5							
Avg. Dist. to Rail [m]	5.0	1.1	0.9	1.4	1.8	1.9							
Avg. Stride Freq. [Hz]	2.2	2.3	2.4	2.4	2.3	2.3							
Avg. Stride Length [m]	6.6	7.6	7.5	7.5	7.5	7.3							





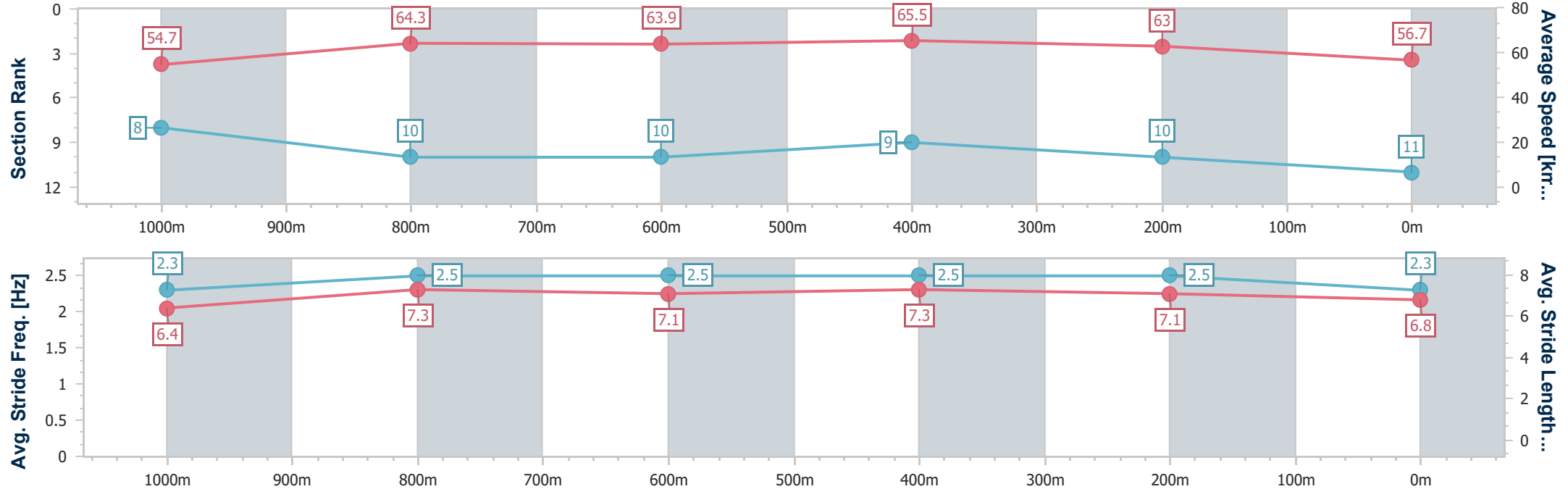
Horse/Jockey Name	Relicta
Final Rank	11
Fastest Section Time (Section)	0:11.03 (600m)
Top Speed [km/h] (Section)	66.3 (600m)
Race State	Finished



Rockhampton QLD Professional
Race 5: Diageo Pty Ltd BM65 Handicap - 1200m
14 May 2024 - 16:12
Track Rating: Good 4, Weather: Fine, Rail Position: +4.5m Entire



Section	Overall	1000m	800m	600m	400m	200m								
Section Times	1:11.06 [11] (0:13.19)	0:57.87 [8] (0:11.25)	0:46.62 [10] (0:11.46)	0:35.16 [10] (0:11.03)	0:24.13 [9] (0:11.41)	0:12.72 [10] (0:12.72)								
Average Speed [km/h]	54.7	64.3	63.9	65.5	63.0	56.7								
Top Speed [km/h]	65.1	65.2	64.6	66.3	65.2	60.3								
Avg. Dist. to Rail [m]	4.7	1.2	2.1	4.5	4.8	5.6								
Avg. Stride Freq. [Hz]	2.3	2.5	2.5	2.5	2.5	2.3								
Avg. Stride Length [m]	6.4	7.3	7.1	7.3	7.1	6.8								



[] Ranking at each section and finish
-.-.- No data available at this section
NA No data available



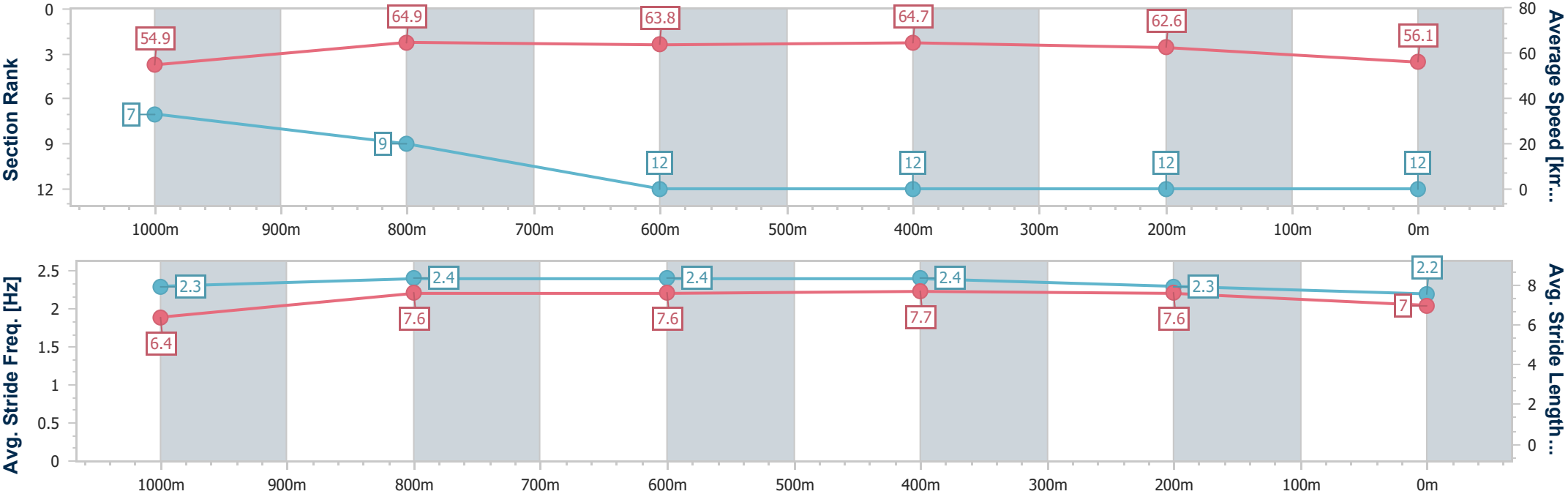
Horse/Jockey Name	Money Muncher
Final Rank	12
Fastest Section Time (Section)	0:11.16 (600m)
Top Speed [km/h] (Section)	65.7 (600m)
Race State	Finished



Rockhampton QLD Professional
Race 5: Diageo Pty Ltd BM65 Handicap - 1200m
14 May 2024 - 16:12
Track Rating: Good 4, Weather: Fine, Rail Position: +4.5m Entire



Section	Overall	1000m	800m	600m	400m	200m							
Section Times	1:11.53 [12] (0:13.16)	0:58.37 [7] (0:11.23)	0:47.14 [9] (0:11.63)	0:35.51 [12] (0:11.16)	0:24.35 [12] (0:11.51)	0:12.84 [12] (0:12.84)							
Average Speed [km/h]	54.9	64.9	63.8	64.7	62.6	56.1							
Top Speed [km/h]	65.0	65.3	65.2	65.7	64.8	60.7							
Avg. Dist. to Rail [m]	6.5	2.4	3.8	5.4	6.1	7.4							
Avg. Stride Freq. [Hz]	2.3	2.4	2.4	2.4	2.3	2.2							
Avg. Stride Length [m]	6.4	7.6	7.6	7.7	7.6	7.0							





Rockhampton QLD Professional

Race 6: Grant and Simpson Lawyers QTIS BM58 Handicap - 1400m

14 May 2024 - 16:48



Track Rating: Good 4, Weather: Fine, Rail Position: +4.5m Entire

Section		Overall				1200m	1000m	800m	600m	400m	Last 600m	
Field Times		1:23.01				1:09.87	0:58.55	0:46.96	0:34.97	0:23.57	0:34.97	
		(0:13.14)				(0:11.32)	(0:11.59)	(0:11.99)	(0:11.40)	(0:11.41)		
Rank	TAB	Horse/Jockey	Barrier	Top Speed [km/h]	Fastest Section							Distance Travelled [m]
1	10	THE LAST SAGA	5	65.1	0:11.26	1:23.01 [1]	1:09.41 [5]	0:58.07 [7]	0:46.48 [6]	0:34.49 [7]	0:23.23 [7]	0:34.49
		Tahlia Fenlon		1200m	600m	(0:13.60)	(0:11.34)	(0:11.59)	(0:11.99)	(0:11.26)	(0:11.31)	
2	2	EL OF A SENORITA	17	65.5	0:11.32	1:23.16 [2]	1:10.02 [1]	0:58.70 [1]	0:47.11 [1]	0:35.12 [1]	0:23.70 [2]	0:35.12 +1
		Brooke Johnson		Overall	1200m	(0:13.14)	(0:11.32)	(0:11.59)	(0:11.99)	(0:11.42)	(0:11.41)	
3	4	ALL THE SHOPS	10	67.7	0:10.88	1:23.17 [3]	1:09.26 [9]	0:57.94 [10]	0:46.17 [12]	0:34.18 [12]	0:23.30 [8]	0:34.18 +8
		Chris Whiteley		600m	600m	(0:13.91)	(0:11.32)	(0:11.77)	(0:11.99)	(0:10.88)	(0:11.14)	
4	3	HANGIN' AROUND	8	65.6	0:11.20	1:23.19 [4]	1:09.92 [2]	0:58.72 [2]	0:47.03 [2]	0:35.07 [2]	0:23.75 [1]	0:35.07 +0
		Justin Stanley		Overall	1200m	(0:13.27)	(0:11.20)	(0:11.69)	(0:11.96)	(0:11.32)	(0:11.46)	
5	8	GILBERT'S GOLD	4	65.8	0:11.23	1:23.20 [5]	1:09.88 [3]	0:58.58 [3]	0:46.96 [3]	0:34.94 [3]	0:23.71 [3]	0:34.94 +0
		Adrian Layt		Overall	600m	(0:13.32)	(0:11.30)	(0:11.62)	(0:12.02)	(0:11.23)	(0:11.36)	
6	5	SPRING VALLEY	6	67.2	0:11.04	1:23.41 [6]	1:09.44 [11]	0:58.29 [8]	0:46.60 [8]	0:34.49 [10]	0:23.45 [9]	0:34.49 +2
		Melea Castle		600m	600m	(0:13.97)	(0:11.15)	(0:11.69)	(0:12.11)	(0:11.04)	(0:11.16)	
7	7	BULL DIMPLE RUM	1	66.4	0:11.25	1:23.43 [7]	1:09.51 [10]	0:58.14 [11]	0:46.52 [10]	0:34.81 [8]	0:23.46 [10]	0:34.81 -6
		Warwick Satherley		400m	400m	(0:13.92)	(0:11.37)	(0:11.62)	(0:11.71)	(0:11.35)	(0:11.25)	
8	14	DESERT GRIT	11	66.0	0:11.26	1:23.58 [8]	1:09.56 [12]	0:58.19 [12]	0:46.63 [11]	0:34.77 [9]	0:23.51 [11]	0:34.77 -6
		Les Tilley		600m	600m	(0:14.02)	(0:11.37)	(0:11.56)	(0:11.86)	(0:11.26)	(0:11.40)	
9	13	ARBAT	7	66.8	0:11.21	1:23.65 [9]	1:10.02 [7]	0:58.81 [5]	0:47.09 [7]	0:35.19 [5]	0:23.91 [5]	0:35.19 +0
		Georgina Cartwright		1200m	1200m	(0:13.63)	(0:11.21)	(0:11.72)	(0:11.90)	(0:11.28)	(0:11.48)	
10	12	ROBUST BOY	13	65.9	0:11.12	1:23.70 [10]	1:09.48 [13]	0:58.04 [13]	0:46.30 [13]	0:34.49 [13]	0:23.26 [13]	0:34.49 -3
		Ryan Wiggins		400m	400m	(0:14.22)	(0:11.44)	(0:11.74)	(0:11.81)	(0:11.23)	(0:11.12)	

Scratched: Papasito (#1), Whakamiharo (#6), Masonry Man (#9), Another Dazzler (#15)

Report Created: Tue 14 May 2024 17:27 GMT+10 (Note: Timing is based on position data)

Page 1/17

[] Ranking at each section and finish
-:-:- No data available at this section
NA No data available

SCN Saddle cloth number
DNF Did not finish
DNT Did not track

data processed by  TRIPLESDATA



Rockhampton QLD Professional
Race 6: Grant and Simpson Lawyers QTIS BM58 Handicap - 1400m
14 May 2024 - 16:48



Track Rating: Good 4, Weather: Fine, Rail Position: +4.5m Entire

Section						Overall	1200m	1000m	800m	600m	400m	Last 600m	
Field Times						1:23.01 (0:13.14)	1:09.87 (0:11.32)	0:58.55 (0:11.59)	0:46.96 (0:11.99)	0:34.97 (0:11.40)	0:23.57 (0:11.41)	0:34.97	
Rank	TAB	Horse/Jockey	Barrier	Top Speed [km/h]	Fastest Section								Distance Travelled [m]
11	16	CHILLI PALMER	15	65.9	0:11.18	1:23.79 [11]	1:10.06 [8]	0:58.62 [9]	0:46.89 [9]	0:34.85 [11]	0:23.67 [12]	0:34.85	+10
		Tasha Chambers		600m	600m	(0:13.73)	(0:11.44)	(0:11.73)	(0:12.04)	(0:11.18)	(0:11.42)		
12	17	I'M BLUEY	12	67.0	0:11.27	1:23.94 [12]	1:10.54 [4]	0:59.25 [4]	0:47.56 [4]	0:35.61 [4]	0:24.34 [4]	0:35.61	+0
		Morgan Butler		Overall	600m	(0:13.40)	(0:11.29)	(0:11.69)	(0:11.95)	(0:11.27)	(0:11.46)		
13	11	REPLACE THE ACE	14	65.9	0:11.26	1:24.07 [13]	1:10.46 [6]	0:59.20 [6]	0:47.56 [5]	0:35.58 [6]	0:24.31 [6]	0:35.58	+4
		Jackson Murphy		1200m	1200m	(0:13.61)	(0:11.26)	(0:11.64)	(0:11.98)	(0:11.27)	(0:11.58)		

Scratched: Papasito (#1), Whakamiharo (#6), Masonry Man (#9), Another Dazzler (#15)



Rockhampton QLD Professional

Race 6: Grant and Simpson Lawyers QTIS BM58 Handicap - 1400m

14 May 2024 - 16:48



Track Rating: Good 4, Weather: Fine, Rail Position: +4.5m Entire

Section Field Times				200m 0:12.16 (0:12.16)		Last 600m 0:34.97			
Rank	TAB	Horse/Jockey	Barrier	Top Speed [km/h]	Fastest Section	Margin			Distance Travelled [m]
1	10	THE LAST SAGA	5	65.1	0:11.26	0:11.92 [6]	1:23.01		0:34.49
		Tahlia Fenlon		1200m	600m	(0:11.92)			
2	2	EL OF A SENORITA	17	65.5	0:11.32	0:12.29 [2]	0.15L		0:35.12 +1
		Brooke Johnson		Overall	1200m	(0:12.29)			
3	4	ALL THE SHOPS	10	67.7	0:10.88	0:12.16 [4]	0.01L		0:34.18 +8
		Chris Whiteley		600m	600m	(0:12.16)			
4	3	HANGIN' AROUND	8	65.6	0:11.20	0:12.29 [3]	0.02L		0:35.07 +0
		Justin Stanley		Overall	1200m	(0:12.29)			
5	8	GILBERT'S GOLD	4	65.8	0:11.23	0:12.35 [1]	0.01L		0:34.94 +0
		Adrian Layt		Overall	600m	(0:12.35)			
6	5	SPRING VALLEY	6	67.2	0:11.04	0:12.29 [7]	0.21L		0:34.49 +2
		Melea Castle		600m	600m	(0:12.29)			
7	7	BULL DIMPLE RUM	1	66.4	0:11.25	0:12.21 [8]	0.02L		0:34.81 -6
		Warwick Satherley		400m	400m	(0:12.21)			
8	14	DESERT GRIT	11	66.0	0:11.26	0:12.11 [11]	0.15L		0:34.77 -6
		Les Tilley		600m	600m	(0:12.11)			
9	13	ARBAT	7	66.8	0:11.21	0:12.43 [9]	0.07L		0:35.19 +0
		Georgina Cartwright		1200m	1200m	(0:12.43)			
10	12	ROBUST BOY	13	65.9	0:11.12	0:12.14 [13]	0.05L		0:34.49 -3
		Ryan Wiggins		400m	400m	(0:12.14)			

Scratched: Papasito (#1), Whakamiharo (#6), Masonry Man (#9), Another Dazzler (#15)

Report Created: Tue 14 May 2024 17:27 GMT+10 (Note: Timing is based on position data)

Page 3/17

[] Ranking at each section and finish
-:-:- No data available at this section
NA No data available

SCN Saddle cloth number
DNF Did not finish
DNT Did not track

data processed by  TRIPLESDATA



Rockhampton QLD Professional
Race 6: Grant and Simpson Lawyers QTIS BM58 Handicap - 1400m
14 May 2024 - 16:48



Track Rating: Good 4, Weather: Fine, Rail Position: +4.5m Entire

Section						200m		Last 600m	
Field Times						0:12.16 (0:12.16)		0:34.97	
Rank	TAB	Horse/Jockey	Barrier	Top Speed [km/h]	Fastest Section	Margin		Distance Travelled [m]	
11	16	CHILLI PALMER	15	65.9	0:11.18	0:12.25 [12]	0.09L	0:34.85	+10
		Tasha Chambers		600m	600m	(0:12.25)			
12	17	I'M BLUEY	12	67.0	0:11.27	0:12.88 [5]	0.15L	0:35.61	+0
		Morgan Butler		Overall	600m	(0:12.88)			
13	11	REPLACE THE ACE	14	65.9	0:11.26	0:12.73 [10]	0.13L	0:35.58	+4
		Jackson Murphy		1200m	1200m	(0:12.73)			

Scratched: Papasito (#1), Whakamiharo (#6), Masonry Man (#9), Another Dazzler (#15)



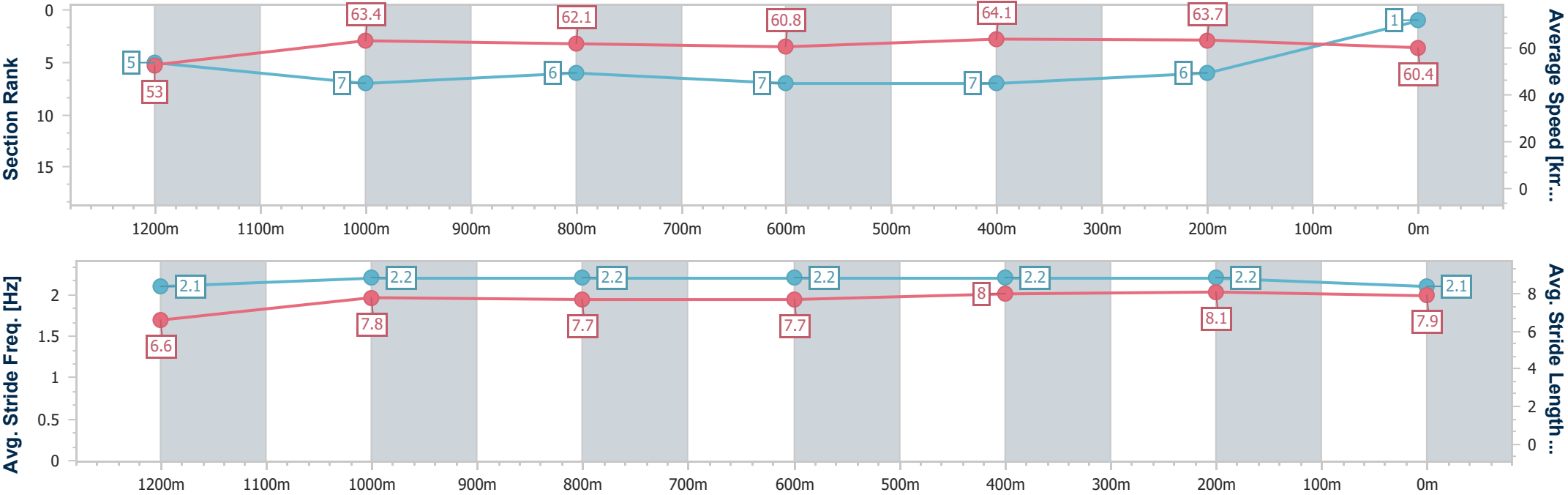
Horse/Jockey Name	The Last Saga
Final Rank	1
Fastest Section Time (Section)	0:11.26 (600m)
Top Speed [km/h] (Section)	65.1 (1200m)
Race State	Finished



Rockhampton QLD Professional
Race 6: Grant and Simpson Lawyers QTIS BM58 Handicap - 1400m
14 May 2024 - 16:48
Track Rating: Good 4, Weather: Fine, Rail Position: +4.5m Entire



Section	Overall	1200m	1000m	800m	600m	400m	200m						
Section Times	1:23.01 [1] (0:13.60)	1:09.41 [5] (0:11.34)	0:58.07 [7] (0:11.59)	0:46.48 [6] (0:11.99)	0:34.49 [7] (0:11.26)	0:23.23 [7] (0:11.31)	0:11.92 [6] (0:11.92)						
Average Speed [km/h]	53.0	63.4	62.1	60.8	64.1	63.7	60.4						
Top Speed [km/h]	65.1	65.1	63.3	61.5	65.1	65.0	62.5						
Avg. Dist. to Rail [m]	1.2	0.8	0.6	1.7	3.8	4.4	4.3						
Avg. Stride Freq. [Hz]	2.1	2.2	2.2	2.2	2.2	2.2	2.1						
Avg. Stride Length [m]	6.6	7.8	7.7	7.7	8.0	8.1	7.9						





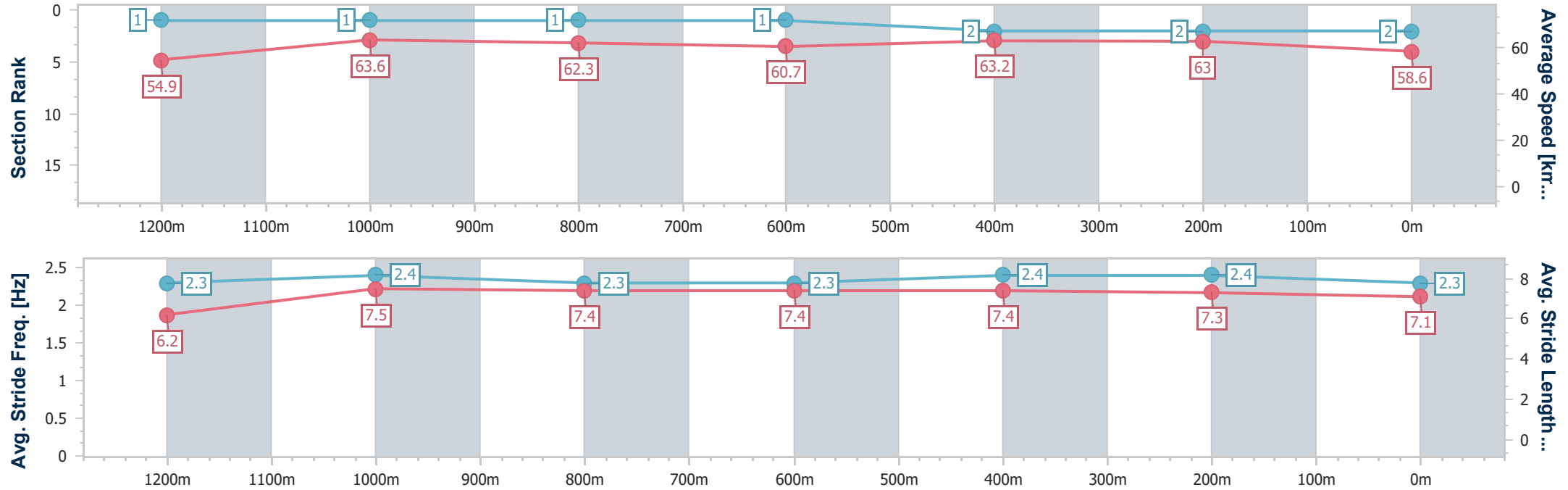
Horse/Jockey Name	El Of A Seniorita
Final Rank	2
Fastest Section Time (Section)	0:11.32 (1200m)
Top Speed [km/h] (Section)	65.5 (Overall)
Race State	Finished



Rockhampton QLD Professional
Race 6: Grant and Simpson Lawyers QTIS BM58 Handicap - 1400m
14 May 2024 - 16:48
Track Rating: Good 4, Weather: Fine, Rail Position: +4.5m Entire



Section	Overall	1200m	1000m	800m	600m	400m	200m						
Section Times	1:23.16 [2] (0:13.14)	1:10.02 [1] (0:11.32)	0:58.70 [1] (0:11.59)	0:47.11 [1] (0:11.99)	0:35.12 [1] (0:11.42)	0:23.70 [2] (0:11.41)	0:12.29 [2] (0:12.29)						
Average Speed [km/h]	54.9	63.6	62.3	60.7	63.2	63.0	58.6						
Top Speed [km/h]	65.5	64.0	63.9	61.4	64.5	64.4	61.8						
Avg. Dist. to Rail [m]	7.6	0.6	0.5	1.3	3.6	3.8	3.1						
Avg. Stride Freq. [Hz]	2.3	2.4	2.3	2.3	2.4	2.4	2.3						
Avg. Stride Length [m]	6.2	7.5	7.4	7.4	7.4	7.3	7.1						





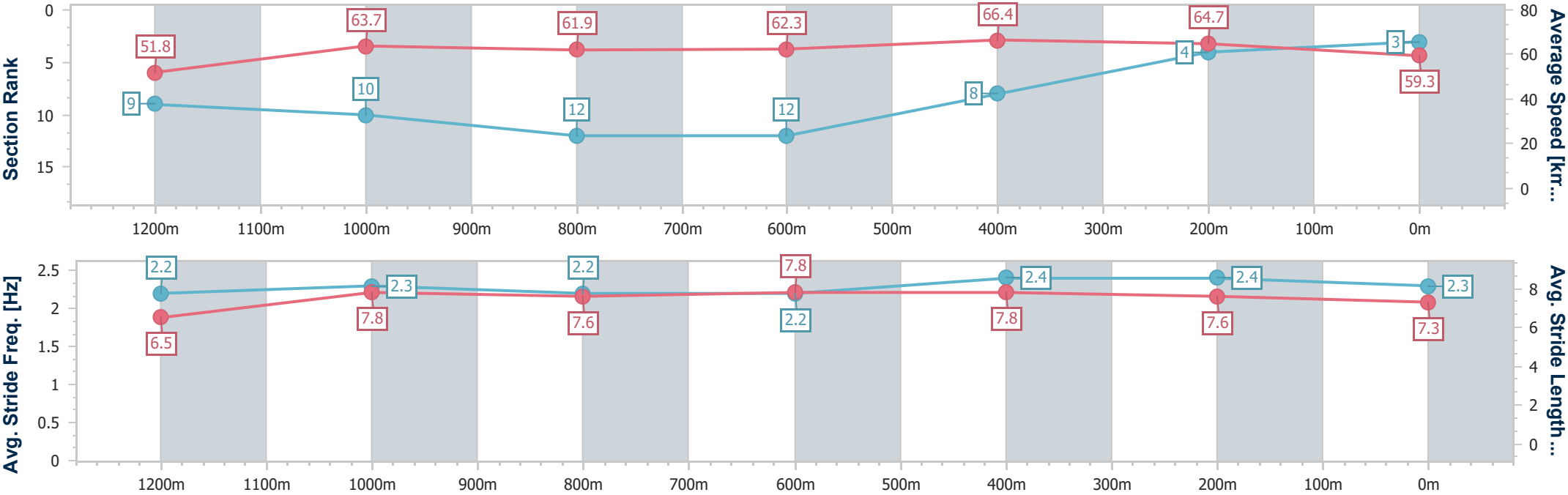
Horse/Jockey Name	All The Shops
Final Rank	3
Fastest Section Time (Section)	0:10.88 (600m)
Top Speed [km/h] (Section)	67.7 (600m)
Race State	Finished



Rockhampton QLD Professional
Race 6: Grant and Simpson Lawyers QTIS BM58 Handicap - 1400m
14 May 2024 - 16:48
Track Rating: Good 4, Weather: Fine, Rail Position: +4.5m Entire



Section	Overall	1200m	1000m	800m	600m	400m	200m						
Section Times	1:23.17 [3] (0:13.91)	1:09.26 [9] (0:11.32)	0:57.94 [10] (0:11.77)	0:46.17 [12] (0:11.99)	0:34.18 [12] (0:10.88)	0:23.30 [8] (0:11.14)	0:12.16 [4]						
Average Speed [km/h]	51.8	63.7	61.9	62.3	66.4	64.7	59.3						
Top Speed [km/h]	65.4	66.2	63.0	65.1	67.7	66.9	62.4						
Avg. Dist. to Rail [m]	3.3	1.5	1.8	4.7	9.5	11.6	11.0						
Avg. Stride Freq. [Hz]	2.2	2.3	2.2	2.2	2.4	2.4	2.3						
Avg. Stride Length [m]	6.5	7.8	7.6	7.8	7.8	7.6	7.3						





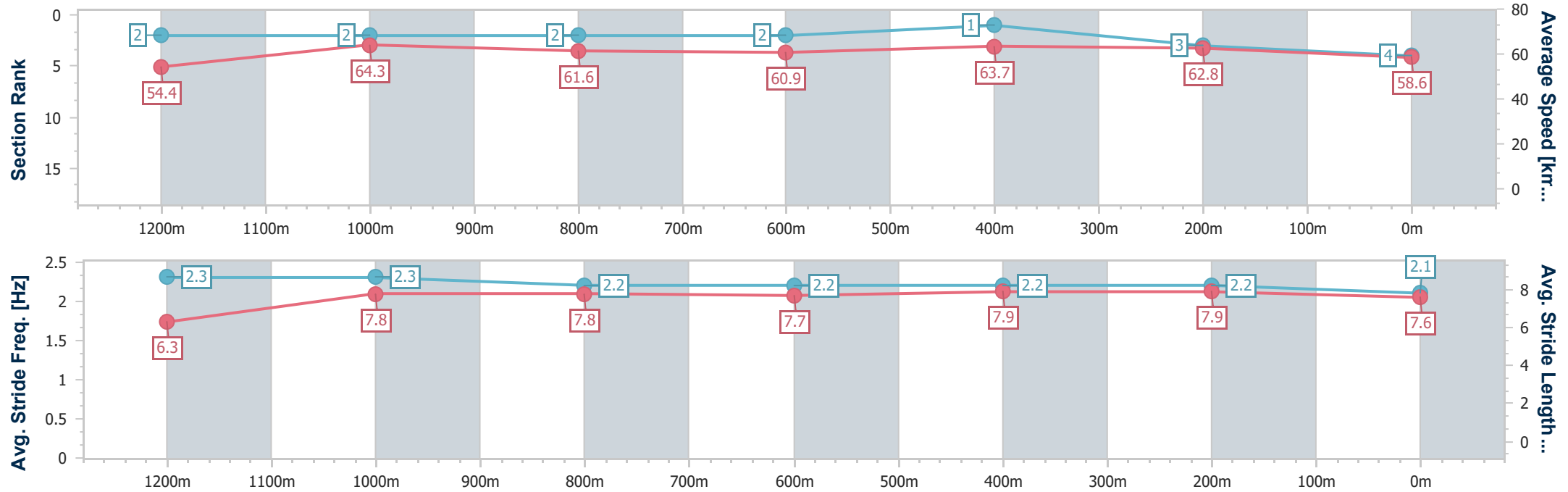
Horse/Jockey Name	Hangin' Around
Final Rank	4
Fastest Section Time (Section)	0:11.20 (1200m)
Top Speed [km/h] (Section)	65.6 (Overall)
Race State	Finished



Rockhampton QLD Professional
Race 6: Grant and Simpson Lawyers QTIS BM58 Handicap - 1400m
14 May 2024 - 16:48
Track Rating: Good 4, Weather: Fine, Rail Position: +4.5m Entire



Section	Overall	1200m	1000m	800m	600m	400m	200m						
Section Times	1:23.19 [4] (0:13.27)	1:09.92 [2] (0:11.20)	0:58.72 [2] (0:11.69)	0:47.03 [2] (0:11.96)	0:35.07 [2] (0:11.32)	0:23.75 [1] (0:11.46)	0:12.29 [3] (0:12.29)						
Average Speed [km/h]	54.4	64.3	61.6	60.9	63.7	62.8	58.6						
Top Speed [km/h]	65.6	65.3	63.8	61.8	64.7	64.3	60.6						
Avg. Dist. to Rail [m]	2.3	0.4	0.2	1.5	4.6	6.5	7.4						
Avg. Stride Freq. [Hz]	2.3	2.3	2.2	2.2	2.2	2.2	2.1						
Avg. Stride Length [m]	6.3	7.8	7.8	7.7	7.9	7.9	7.6						





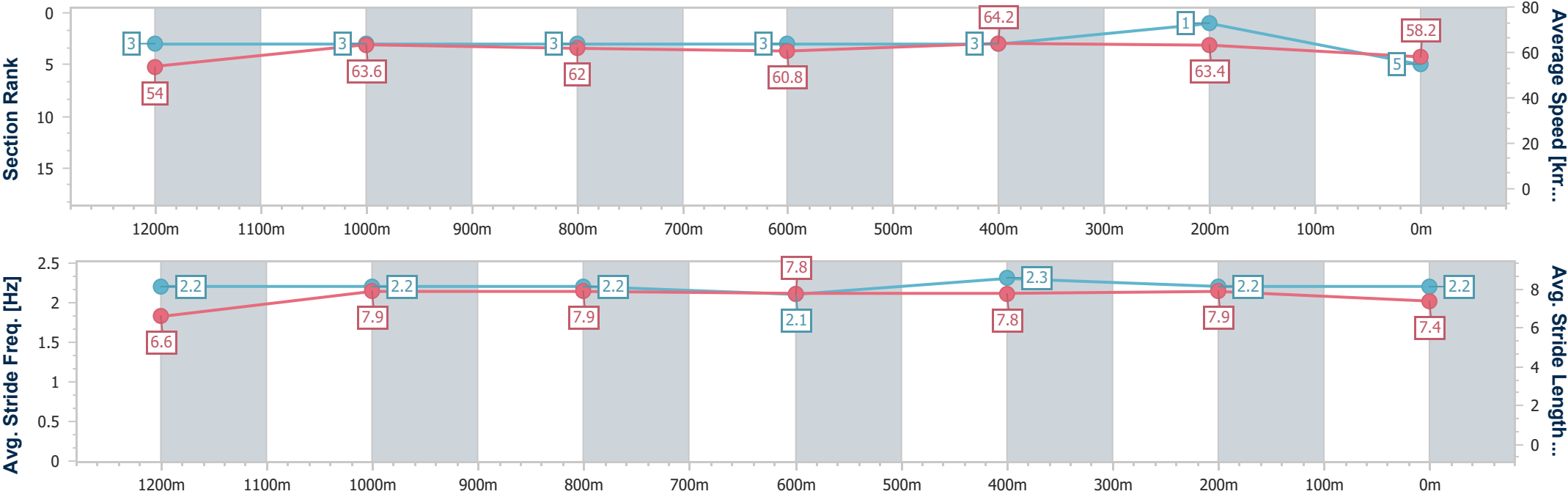
Horse/Jockey Name	Gilbert's Gold
Final Rank	5
Fastest Section Time (Section)	0:11.23 (600m)
Top Speed [km/h] (Section)	65.8 (Overall)
Race State	Finished



Rockhampton QLD Professional
Race 6: Grant and Simpson Lawyers QTIS BM58 Handicap - 1400m
14 May 2024 - 16:48
Track Rating: Good 4, Weather: Fine, Rail Position: +4.5m Entire



Section	Overall	1200m	1000m	800m	600m	400m	200m						
Section Times	1:23.20 [5] (0:13.32)	1:09.88 [3] (0:11.30)	0:58.58 [3] (0:11.62)	0:46.96 [3] (0:12.02)	0:34.94 [3] (0:11.23)	0:23.71 [3] (0:11.36)	0:12.35 [1] (0:12.35)						
Average Speed [km/h]	54.0	63.6	62.0	60.8	64.2	63.4	58.2						
Top Speed [km/h]	65.8	65.6	63.7	62.2	65.8	65.0	61.3						
Avg. Dist. to Rail [m]	0.7	0.4	0.4	1.8	4.8	5.6	6.2						
Avg. Stride Freq. [Hz]	2.2	2.2	2.2	2.1	2.3	2.2	2.2						
Avg. Stride Length [m]	6.6	7.9	7.9	7.8	7.8	7.9	7.4						





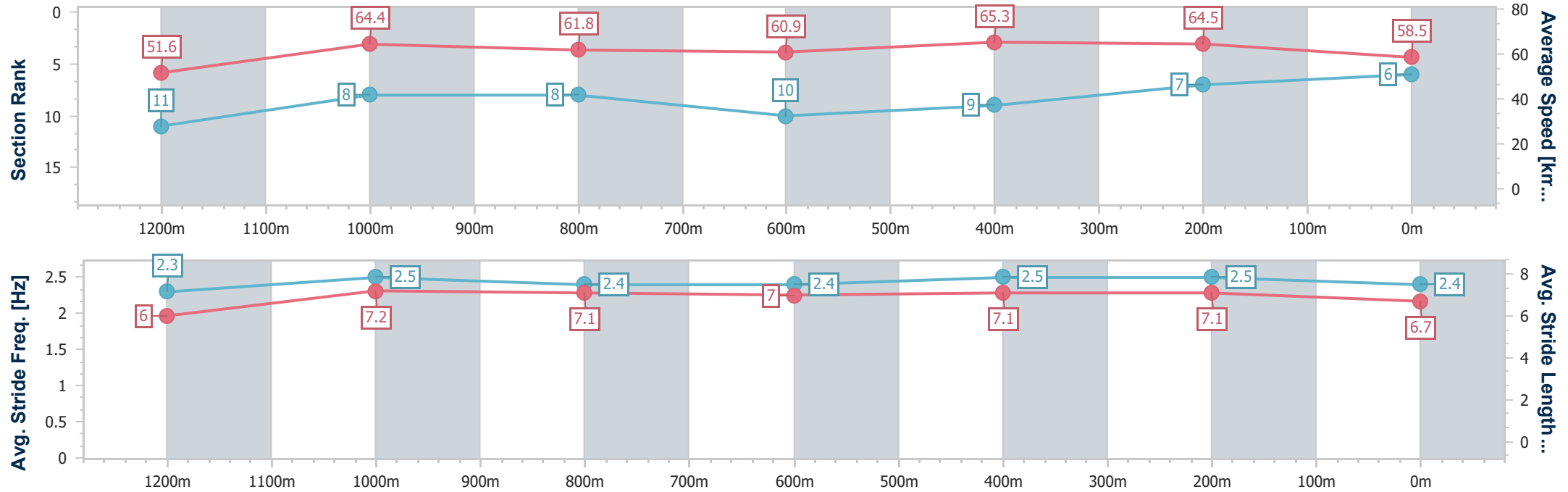
Horse/Jockey Name	Spring Valley
Final Rank	6
Fastest Section Time (Section)	0:11.04 (600m)
Top Speed [km/h] (Section)	67.2 (600m)
Race State	Finished



Rockhampton QLD Professional
Race 6: Grant and Simpson Lawyers QTIS BM58 Handicap - 1400m
14 May 2024 - 16:48
Track Rating: Good 4, Weather: Fine, Rail Position: +4.5m Entire



Section	Overall	1200m	1000m	800m	600m	400m	200m						
Section Times	1:23.41 [6] (0:13.97)	1:09.44 [11] (0:11.15)	0:58.29 [8] (0:11.69)	0:46.60 [8] (0:12.11)	0:34.49 [10] (0:11.04)	0:23.45 [9] (0:11.16)	0:12.29 [7] (0:12.29)						
Average Speed [km/h]	51.6	64.4	61.8	60.9	65.3	64.5	58.5						
Top Speed [km/h]	63.8	65.8	63.7	61.5	67.2	66.0	62.1						
Avg. Dist. to Rail [m]	1.4	0.6	0.8	2.9	3.5	6.4	6.1						
Avg. Stride Freq. [Hz]	2.3	2.5	2.4	2.4	2.5	2.5	2.4						
Avg. Stride Length [m]	6.0	7.2	7.1	7.0	7.1	7.1	6.7						





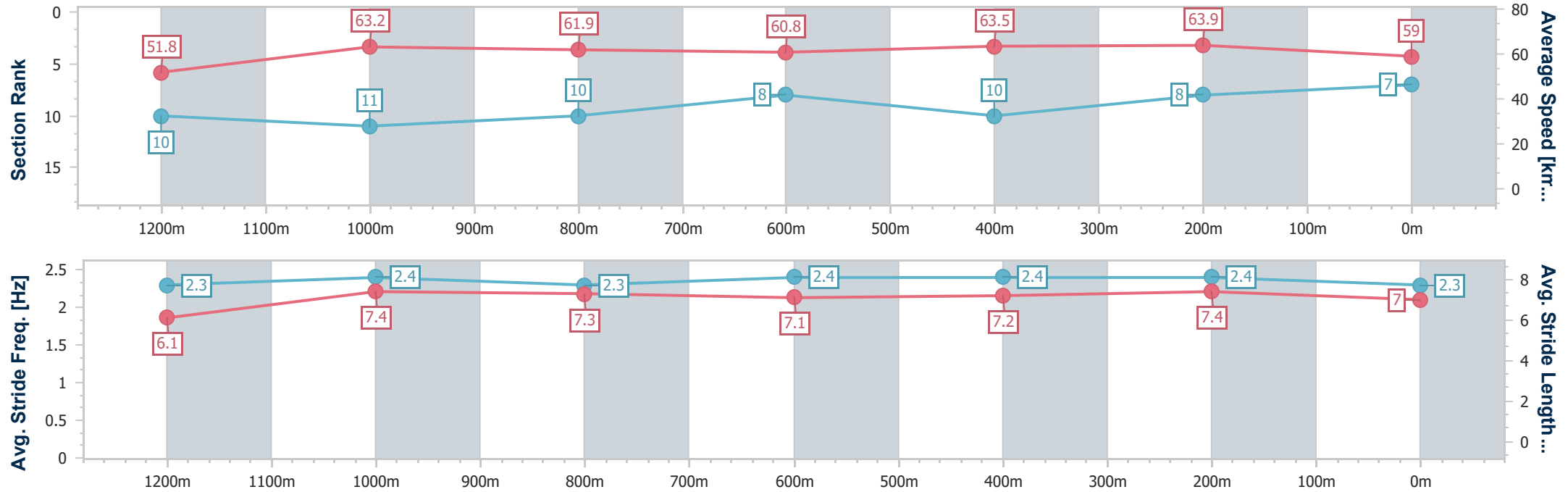
Horse/Jockey Name	Bull Dimple Rum
Final Rank	7
Fastest Section Time (Section)	0:11.25 (400m)
Top Speed [km/h] (Section)	66.4 (400m)
Race State	Finished



Rockhampton QLD Professional
Race 6: Grant and Simpson Lawyers QTIS BM58 Handicap - 1400m
14 May 2024 - 16:48
Track Rating: Good 4, Weather: Fine, Rail Position: +4.5m Entire



Section	Overall	1200m	1000m	800m	600m	400m	200m						
Section Times	1:23.43 [7] (0:13.92)	1:09.51 [10] (0:11.37)	0:58.14 [11] (0:11.62)	0:46.52 [10] (0:11.71)	0:34.81 [8] (0:11.35)	0:23.46 [10] (0:11.25)	0:12.21 [8] (0:12.21)						
Average Speed [km/h]	51.8	63.2	61.9	60.8	63.5	63.9	59.0						
Top Speed [km/h]	65.0	65.1	63.2	61.9	66.4	66.4	62.2						
Avg. Dist. to Rail [m]	0.7	0.8	0.4	1.5	1.8	2.1	2.1						
Avg. Stride Freq. [Hz]	2.3	2.4	2.3	2.4	2.4	2.4	2.3						
Avg. Stride Length [m]	6.1	7.4	7.3	7.1	7.2	7.4	7.0						





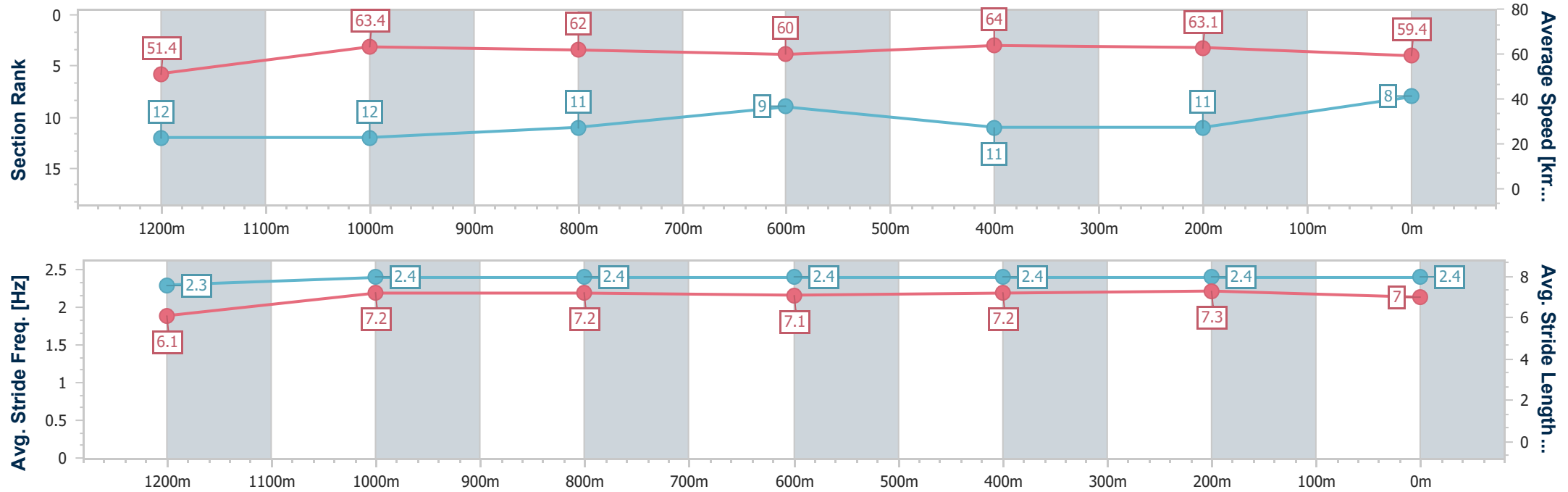
Horse/Jockey Name	Desert Grit
Final Rank	8
Fastest Section Time (Section)	0:11.26 (600m)
Top Speed [km/h] (Section)	66.0 (600m)
Race State	Finished



Rockhampton QLD Professional
Race 6: Grant and Simpson Lawyers QTIS BM58 Handicap - 1400m
14 May 2024 - 16:48
Track Rating: Good 4, Weather: Fine, Rail Position: +4.5m Entire



Section	Overall	1200m	1000m	800m	600m	400m	200m						
Section Times	1:23.58 [8] (0:14.02)	1:09.56 [12] (0:11.37)	0:58.19 [12] (0:11.56)	0:46.63 [11] (0:11.86)	0:34.77 [9] (0:11.26)	0:23.51 [11] (0:11.40)	0:12.11 [11] (0:12.11)						
Average Speed [km/h]	51.4	63.4	62.0	60.0	64.0	63.1	59.4						
Top Speed [km/h]	63.6	65.2	64.3	61.2	66.0	65.6	62.4						
Avg. Dist. to Rail [m]	2.7	0.3	0.8	1.2	2.5	4.6	6.1						
Avg. Stride Freq. [Hz]	2.3	2.4	2.4	2.4	2.4	2.4	2.4						
Avg. Stride Length [m]	6.1	7.2	7.2	7.1	7.2	7.3	7.0						





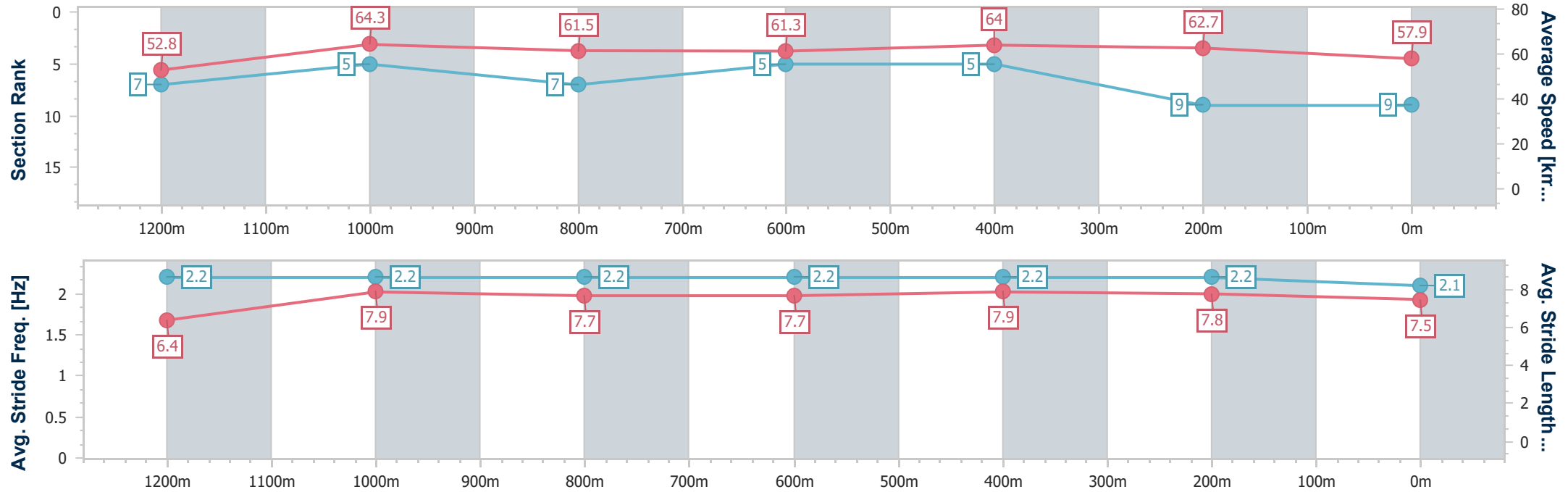
Horse/Jockey Name	Arbat
Final Rank	9
Fastest Section Time (Section)	0:11.21 (1200m)
Top Speed [km/h] (Section)	66.8 (1200m)
Race State	Finished



Rockhampton QLD Professional
Race 6: Grant and Simpson Lawyers QTIS BM58 Handicap - 1400m
14 May 2024 - 16:48
Track Rating: Good 4, Weather: Fine, Rail Position: +4.5m Entire



Section	Overall	1200m	1000m	800m	600m	400m	200m						
Section Times	1:23.65 [9] (0:13.63)	1:10.02 [7] (0:11.21)	0:58.81 [5] (0:11.72)	0:47.09 [7] (0:11.90)	0:35.19 [5] (0:11.28)	0:23.91 [5] (0:11.48)	0:12.43 [9] (0:12.43)						
Average Speed [km/h]	52.8	64.3	61.5	61.3	64.0	62.7	57.9						
Top Speed [km/h]	64.9	66.8	63.3	61.8	64.9	64.8	60.5						
Avg. Dist. to Rail [m]	2.2	0.4	0.4	1.6	4.7	5.5	5.5						
Avg. Stride Freq. [Hz]	2.2	2.2	2.2	2.2	2.2	2.2	2.1						
Avg. Stride Length [m]	6.4	7.9	7.7	7.7	7.9	7.8	7.5						





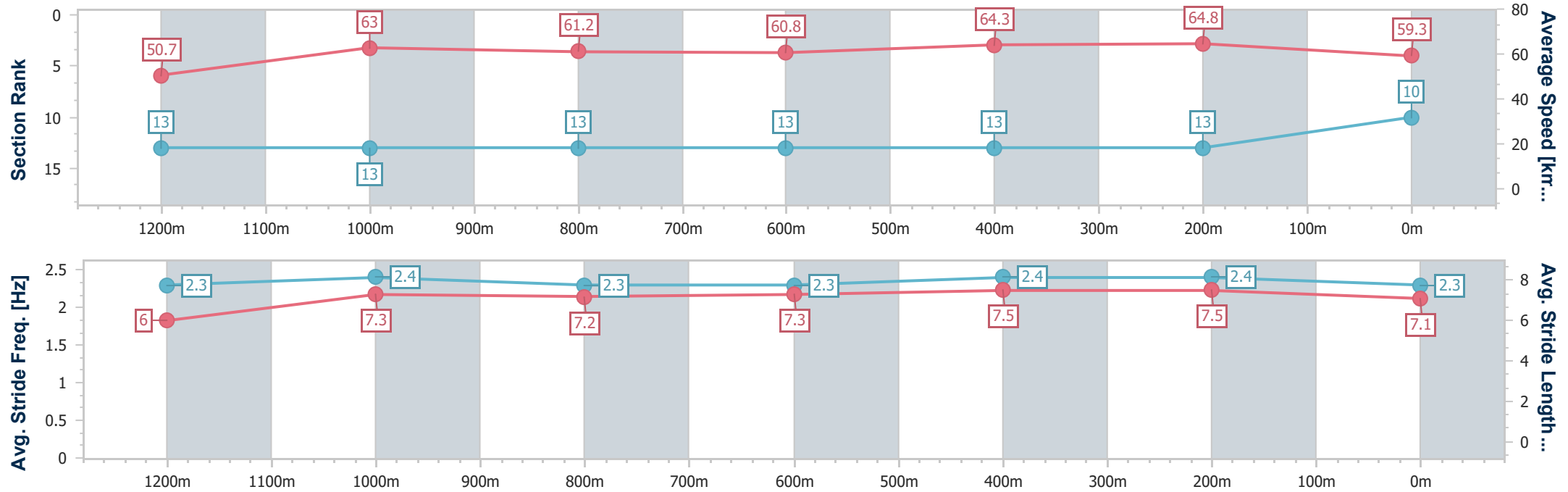
Horse/Jockey Name	Robust Boy
Final Rank	10
Fastest Section Time (Section)	0:11.12 (400m)
Top Speed [km/h] (Section)	65.9 (400m)
Race State	Finished



Rockhampton QLD Professional
Race 6: Grant and Simpson Lawyers QTIS BM58 Handicap - 1400m
14 May 2024 - 16:48
Track Rating: Good 4, Weather: Fine, Rail Position: +4.5m Entire



Section	Overall	1200m	1000m	800m	600m	400m	200m						
Section Times	1:23.70 [10] (0:14.22)	1:09.48 [13] (0:11.44)	0:58.04 [13] (0:11.74)	0:46.30 [13] (0:11.81)	0:34.49 [13] (0:11.23)	0:23.26 [13] (0:11.12)	0:12.14 [13] (0:12.14)						
Average Speed [km/h]	50.7	63.0	61.2	60.8	64.3	64.8	59.3						
Top Speed [km/h]	60.7	64.3	63.2	61.6	65.8	65.9	63.4						
Avg. Dist. to Rail [m]	4.9	0.3	0.4	0.5	3.9	7.7	8.9						
Avg. Stride Freq. [Hz]	2.3	2.4	2.3	2.3	2.4	2.4	2.3						
Avg. Stride Length [m]	6.0	7.3	7.2	7.3	7.5	7.5	7.1						





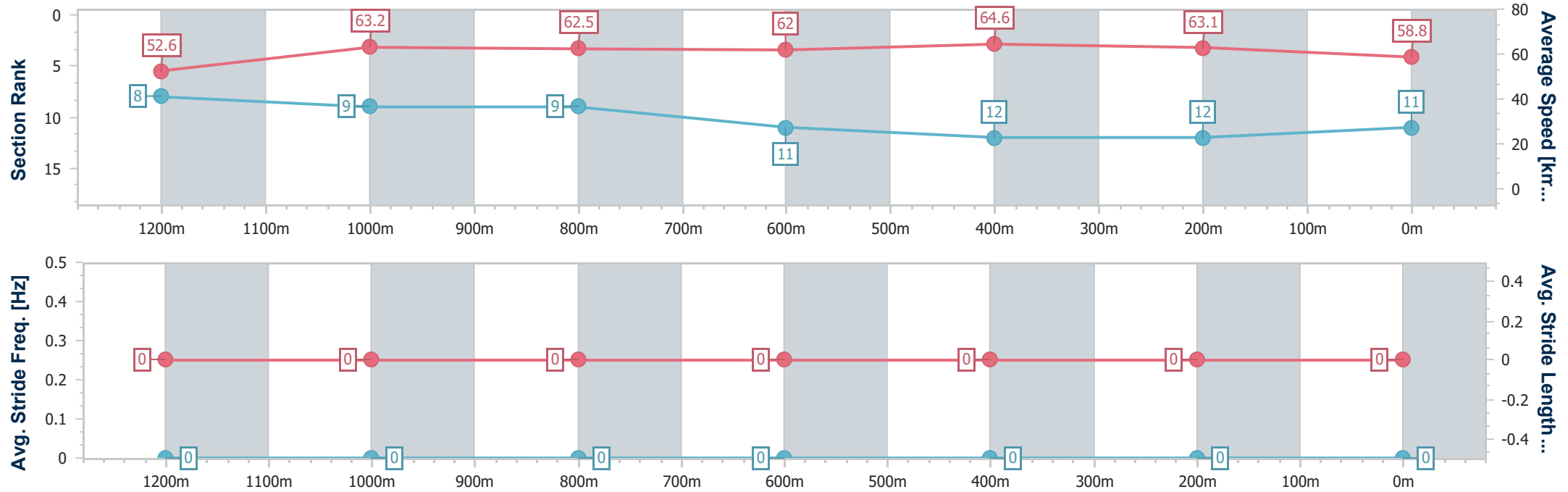
Horse/Jockey Name	Chilli Palmer
Final Rank	11
Fastest Section Time (Section)	0:11.18 (600m)
Top Speed [km/h] (Section)	65.9 (600m)
Race State	Finished



Rockhampton QLD Professional
Race 6: Grant and Simpson Lawyers QTIS BM58 Handicap - 1400m
14 May 2024 - 16:48
Track Rating: Good 4, Weather: Fine, Rail Position: +4.5m Entire



Section	Overall	1200m	1000m	800m	600m	400m	200m						
Section Times	1:23.79 [11] (0:13.73)	1:10.06 [8] (0:11.44)	0:58.62 [9] (0:11.73)	0:46.89 [9] (0:12.04)	0:34.85 [11] (0:11.18)	0:23.67 [12] (0:11.42)	0:12.25 [12] (0:12.25)						
Average Speed [km/h]	52.6	63.2	62.5	62.0	64.6	63.1	58.8						
Top Speed [km/h]	63.1	64.4	64.0	63.0	65.9	64.3	61.5						
Avg. Dist. to Rail [m]	7.3	3.5	3.4	4.4	7.1	8.3	9.0						
Avg. Stride Freq. [Hz]	--	--	--	--	--	--	--						
Avg. Stride Length [m]	--	--	--	--	--	--	--						





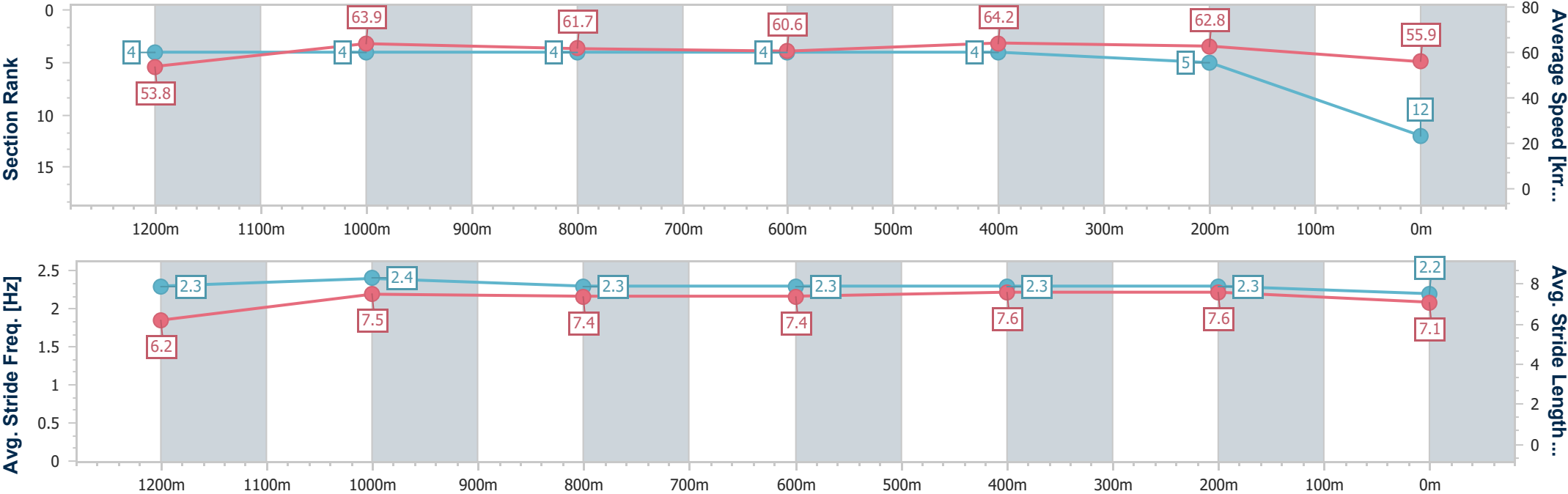
Horse/Jockey Name	I'm Bluey
Final Rank	12
Fastest Section Time (Section)	0:11.27 (600m)
Top Speed [km/h] (Section)	67.0 (Overall)
Race State	Finished



Rockhampton QLD Professional
Race 6: Grant and Simpson Lawyers QTIS BM58 Handicap - 1400m
14 May 2024 - 16:48
Track Rating: Good 4, Weather: Fine, Rail Position: +4.5m Entire



Section	Overall	1200m	1000m	800m	600m	400m	200m						
Section Times	1:23.94 [12] (0:13.40)	1:10.54 [4] (0:11.29)	0:59.25 [4] (0:11.69)	0:47.56 [4] (0:11.95)	0:35.61 [4] (0:11.27)	0:24.34 [4] (0:11.46)	0:12.88 [5] (0:12.88)						
Average Speed [km/h]	53.8	63.9	61.7	60.6	64.2	62.8	55.9						
Top Speed [km/h]	67.0	65.8	63.8	62.0	65.1	65.6	59.3						
Avg. Dist. to Rail [m]	4.4	1.6	0.8	0.9	5.6	7.8	7.5						
Avg. Stride Freq. [Hz]	2.3	2.4	2.3	2.3	2.3	2.3	2.2						
Avg. Stride Length [m]	6.2	7.5	7.4	7.4	7.6	7.6	7.1						





Horse/Jockey Name	Replace The Ace
Final Rank	13
Fastest Section Time (Section)	0:11.26 (1200m)
Top Speed [km/h] (Section)	65.9 (1200m)
Race State	Finished



Rockhampton QLD Professional
Race 6: Grant and Simpson Lawyers QTIS BM58 Handicap - 1400m
14 May 2024 - 16:48
Track Rating: Good 4, Weather: Fine, Rail Position: +4.5m Entire



Section	Overall	1200m	1000m	800m	600m	400m	200m						
Section Times	1:24.07 [13] (0:13.61)	1:10.46 [6] (0:11.26)	0:59.20 [6] (0:11.64)	0:47.56 [5] (0:11.98)	0:35.58 [6] (0:11.27)	0:24.31 [6] (0:11.58)	0:12.73 [10] (0:12.73)						
Average Speed [km/h]	53.0	64.0	62.3	61.5	64.1	62.1	56.7						
Top Speed [km/h]	65.9	65.9	63.6	62.1	65.1	64.9	60.6						
Avg. Dist. to Rail [m]	5.2	1.1	0.9	3.1	7.6	10.2	11.7						
Avg. Stride Freq. [Hz]	2.3	2.4	2.3	2.3	2.4	2.4	2.3						
Avg. Stride Length [m]	6.1	7.5	7.5	7.4	7.4	7.3	7.0						

