



Aquis Park Gold Coast Poly QLD Professional
Race 1: MEN MATTER JULY 20 QTIS Two-Year-Old Maiden Plate - 1200m
18 May 2024 - 12:04



Track Rating: Synthetic, Weather: Fine, Rail Position: True

Section		Overall				1000m	800m	600m	400m	200m	Last 600m		
Field Times		1:09.78 (0:13.36)				0:56.42 (0:10.65)	0:45.77 (0:11.07)	0:34.70 (0:11.10)	0:23.60 (0:11.47)	0:12.13 (0:12.13)	0:34.70		
Rank	TAB	Horse/Jockey	Barrier	Top Speed [km/h]	Fastest Section							Margin	Distance Travelled [m]
1	3	JULIETA	7	70.9	0:10.65	1:09.78 [1]	0:56.42 [1]	0:45.77 [1]	0:34.70 [1]	0:23.60 [1]	0:12.13 [1]	1:09.78	0:34.70
		Jai Williams		1000m	1000m	(0:13.36)	(0:10.65)	(0:11.07)	(0:11.10)	(0:11.47)	(0:12.13)		
2	5	MISS TRUSTFUL	1	69.3	0:10.78	1:09.96 [2]	0:56.57 [2]	0:45.79 [2]	0:34.57 [2]	0:23.31 [2]	0:11.84 [2]	1L	0:34.57 +0
		Anthony Allen		Overall	1000m	(0:13.39)	(0:10.78)	(0:11.22)	(0:11.26)	(0:11.47)	(0:11.84)		
3	4	MISHANI EMPIRE	4	68.6	0:10.66	1:10.08 [3]	0:55.90 [7]	0:45.24 [7]	0:34.06 [7]	0:22.90 [7]	0:11.61 [6]	1.5L	0:34.06 +5
		Jason Taylor		1000m	1000m	(0:14.18)	(0:10.66)	(0:11.18)	(0:11.16)	(0:11.29)	(0:11.61)		
4	2	I'MA CHARMER	6	69.3	0:10.68	1:10.21 [4]	0:56.56 [5]	0:45.88 [5]	0:34.55 [5]	0:23.27 [4]	0:11.80 [5]	2.3L	0:34.55 +4
		Madeleine Wishart		1000m	1000m	(0:13.65)	(0:10.68)	(0:11.33)	(0:11.28)	(0:11.47)	(0:11.80)		
5	1	BUTWEDID	5	68.2	0:10.78	1:10.42 [5]	0:56.51 [6]	0:45.73 [6]	0:34.49 [6]	0:23.35 [6]	0:12.02 [4]	3.3L	0:34.49 +6
		Boris Thornton		1000m	1000m	(0:13.91)	(0:10.78)	(0:11.24)	(0:11.14)	(0:11.33)	(0:12.02)		
6	6	TELLS ME TO	2	68.6	0:10.69	1:10.72 [6]	0:57.12 [4]	0:46.43 [4]	0:35.27 [3]	0:24.05 [3]	0:12.58 [3]	5.1L	0:35.27 +3
		Girish Goomany		1000m	1000m	(0:13.60)	(0:10.69)	(0:11.16)	(0:11.22)	(0:11.47)	(0:12.58)		
7	7	TWINKLE TIME	3	69.2	0:10.80	1:10.92 [7]	0:57.50 [3]	0:46.70 [3]	0:35.28 [4]	0:23.92 [5]	0:12.22 [7]	6.1L	0:35.28 +9
		Brendan Ward		1000m	1000m	(0:13.42)	(0:10.80)	(0:11.42)	(0:11.36)	(0:11.70)	(0:12.22)		



Horse/Jockey Name	Julieta
Final Rank	1
Fastest Section Time (Section)	0:10.65 (1000m)
Top Speed [km/h] (Section)	70.9 (1000m)
Race State	Finished



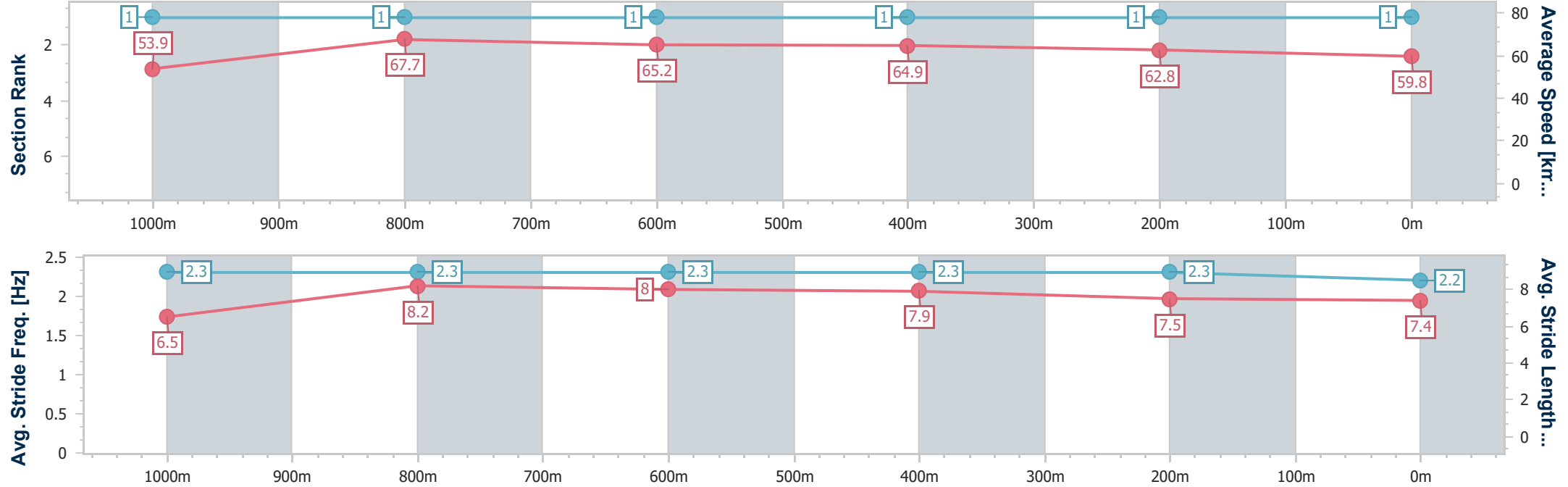
Aquis Park Gold Coast Poly QLD Professional
Race 1: MEN MATTER JULY 20 QTIS Two-Year-Old Maiden
Plate - 1200m



18 May 2024 - 12:04

Track Rating: Synthetic, Weather: Fine, Rail Position: True

Section	Overall	1000m	800m	600m	400m	200m								
Section Times	1:09.78 [1] (0:13.36)	0:56.42 [1] (0:10.65)	0:45.77 [1] (0:11.07)	0:34.70 [1] (0:11.10)	0:23.60 [1] (0:11.47)	0:12.13 [1] (0:12.13)								
Average Speed [km/h]	53.9	67.7	65.2	64.9	62.8	59.8								
Top Speed [km/h]	70.8	70.9	65.7	65.5	64.0	62.1								
Avg. Dist. to Rail [m]	4.7	1.1	0.2	0.3	0.8	2.8								
Avg. Stride Freq. [Hz]	2.3	2.3	2.3	2.3	2.3	2.2								
Avg. Stride Length [m]	6.5	8.2	8.0	7.9	7.5	7.4								





Horse/Jockey Name	Miss Trustful
Final Rank	2
Fastest Section Time (Section)	0:10.78 (1000m)
Top Speed [km/h] (Section)	69.3 (Overall)
Race State	Finished



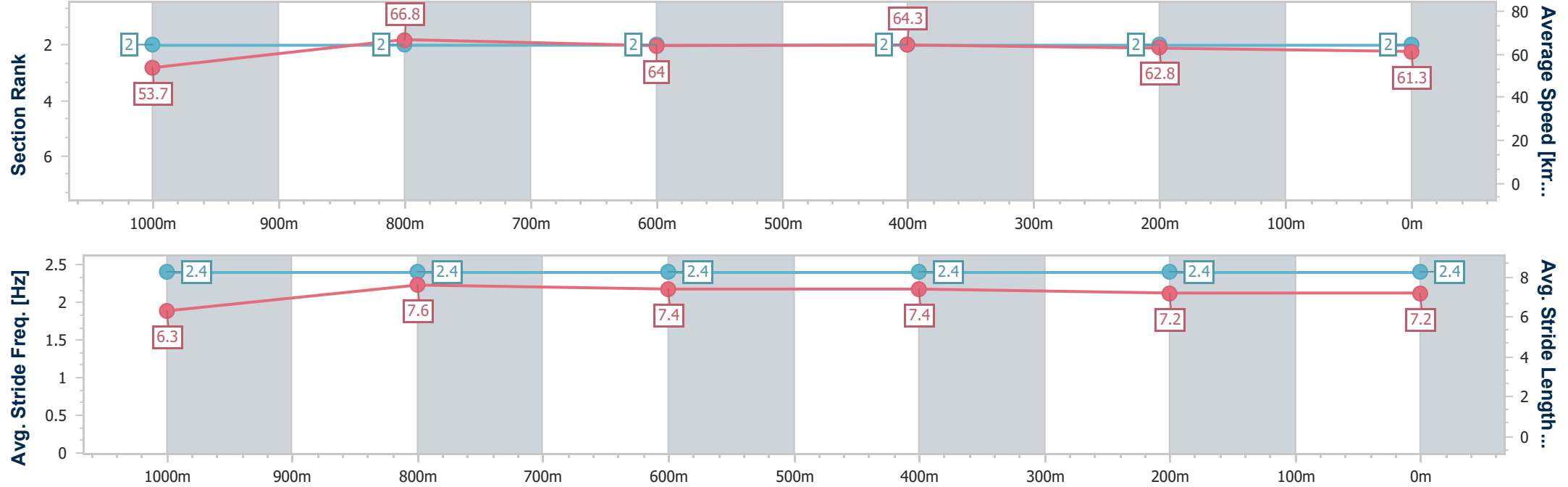
Aquis Park Gold Coast Poly QLD Professional
Race 1: MEN MATTER JULY 20 QTIS Two-Year-Old Maiden
Plate - 1200m



18 May 2024 - 12:04

Track Rating: Synthetic, Weather: Fine, Rail Position: True

Section	Overall	1000m	800m	600m	400m	200m							
Section Times	1:09.96 [2] (0:13.39)	0:56.57 [2] (0:10.78)	0:45.79 [2] (0:11.22)	0:34.57 [2] (0:11.26)	0:23.31 [2] (0:11.47)	0:11.84 [2] (0:11.84)							
Average Speed [km/h]	53.7	66.8	64.0	64.3	62.8	61.3							
Top Speed [km/h]	69.3	69.2	65.8	66.3	63.6	62.7							
Avg. Dist. to Rail [m]	0.3	0.6	0.3	0.4	1.8	3.5							
Avg. Stride Freq. [Hz]	2.4	2.4	2.4	2.4	2.4	2.4							
Avg. Stride Length [m]	6.3	7.6	7.4	7.4	7.2	7.2							





Horse/Jockey Name	Mishani Empire
Final Rank	3
Fastest Section Time (Section)	0:10.66 (1000m)
Top Speed [km/h] (Section)	68.6 (1000m)
Race State	Finished



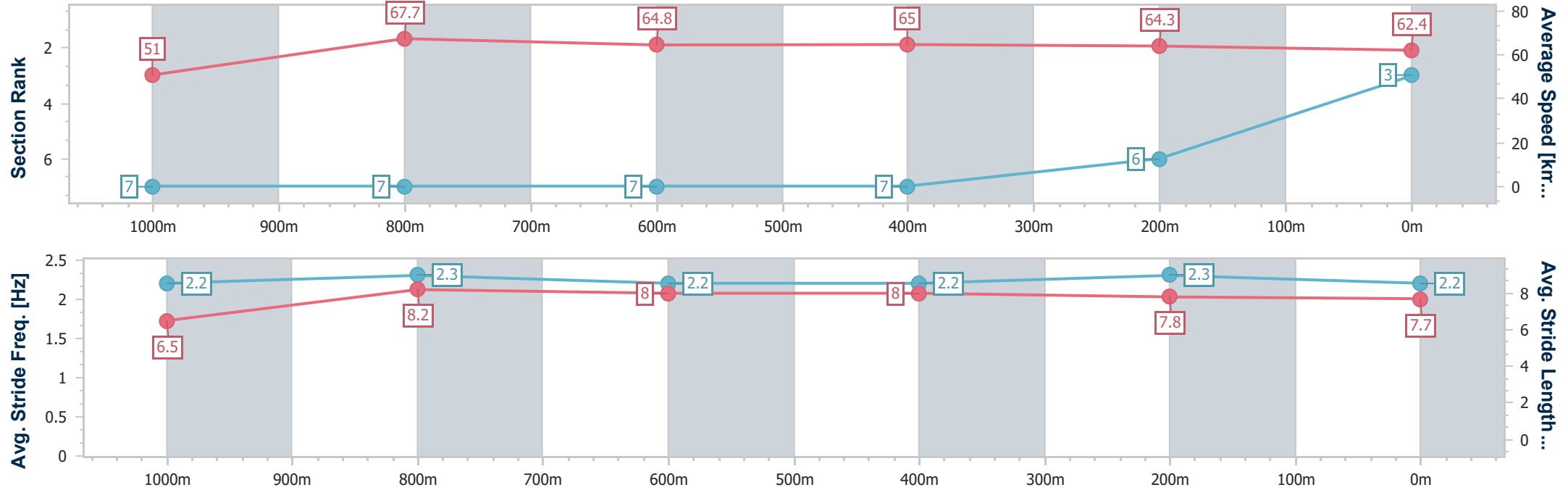
Aquis Park Gold Coast Poly QLD Professional
Race 1: MEN MATTER JULY 20 QTIS Two-Year-Old Maiden
Plate - 1200m



18 May 2024 - 12:04

Track Rating: Synthetic, Weather: Fine, Rail Position: True

Section	Overall	1000m	800m	600m	400m	200m								
Section Times	1:10.08 [3] (0:14.18)	0:55.90 [7] (0:10.66)	0:45.24 [7] (0:11.18)	0:34.06 [7] (0:11.16)	0:22.90 [7] (0:11.29)	0:11.61 [6] (0:11.61)								
Average Speed [km/h]	51.0	67.7	64.8	65.0	64.3	62.4								
Top Speed [km/h]	66.2	68.6	66.8	66.7	65.4	64.1								
Avg. Dist. to Rail [m]	2.3	1.4	1.6	1.6	4.7	6.8								
Avg. Stride Freq. [Hz]	2.2	2.3	2.2	2.2	2.3	2.2								
Avg. Stride Length [m]	6.5	8.2	8.0	8.0	7.8	7.7								



[] Ranking at each section and finish
- - - - - No data available at this section
NA No data available



Horse/Jockey Name	I'ma Charmer
Final Rank	4
Fastest Section Time (Section)	0:10.68 (1000m)
Top Speed [km/h] (Section)	69.3 (1000m)
Race State	Finished

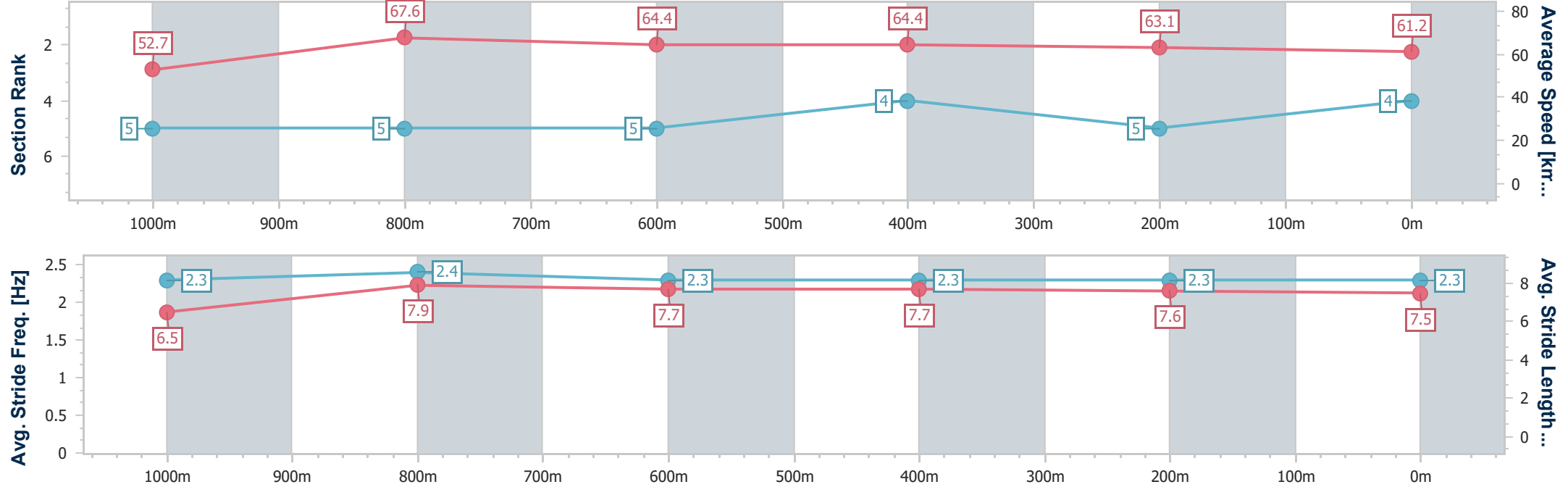


Aquis Park Gold Coast Poly QLD Professional
Race 1: MEN MATTER JULY 20 QTIS Two-Year-Old Maiden
Plate - 1200m
18 May 2024 - 12:04



Track Rating: Synthetic, Weather: Fine, Rail Position: True

Section	Overall	1000m	800m	600m	400m	200m								
Section Times	1:10.21 [4] (0:13.65)	0:56.56 [5] (0:10.68)	0:45.88 [5] (0:11.33)	0:34.55 [5] (0:11.28)	0:23.27 [4] (0:11.47)	0:11.80 [5] (0:11.80)								
Average Speed [km/h]	52.7	67.6	64.4	64.4	63.1	61.2								
Top Speed [km/h]	67.2	69.3	65.5	65.7	63.5	62.5								
Avg. Dist. to Rail [m]	4.3	1.5	2.2	1.6	2.0	3.0								
Avg. Stride Freq. [Hz]	2.3	2.4	2.3	2.3	2.3	2.3								
Avg. Stride Length [m]	6.5	7.9	7.7	7.7	7.6	7.5								





Horse/Jockey Name	Butwedid
Final Rank	5
Fastest Section Time (Section)	0:10.78 (1000m)
Top Speed [km/h] (Section)	68.2 (1000m)
Race State	Finished

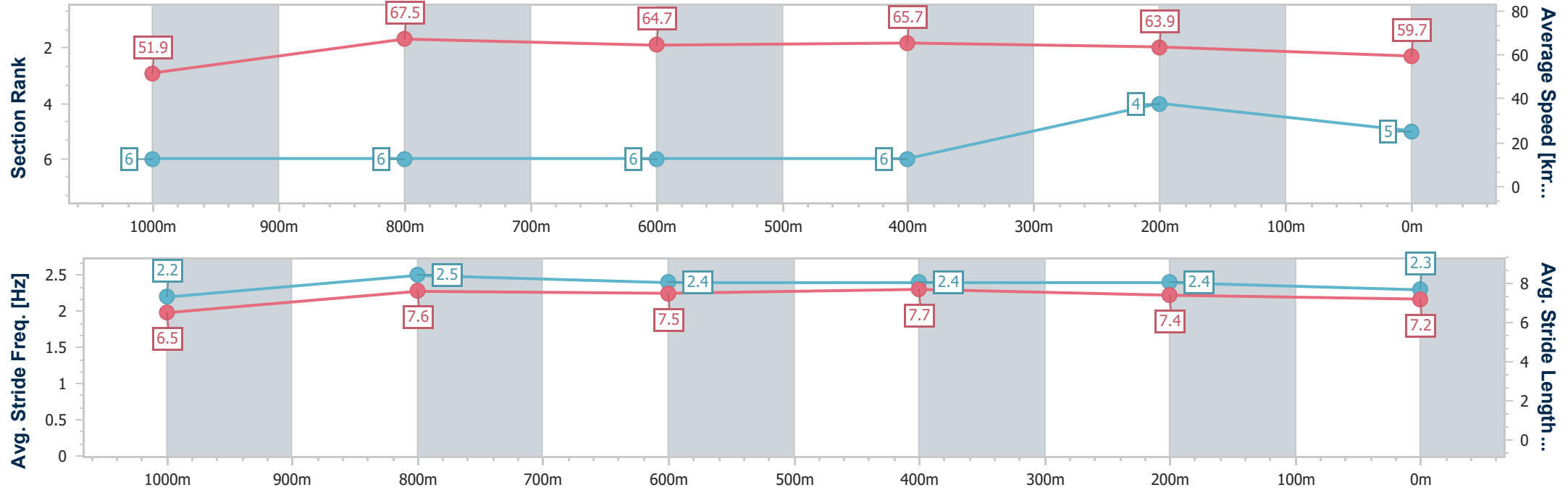


Aquis Park Gold Coast Poly QLD Professional
Race 1: MEN MATTER JULY 20 QTIS Two-Year-Old Maiden
Plate - 1200m
18 May 2024 - 12:04



Track Rating: Synthetic, Weather: Fine, Rail Position: True

Section	Overall	1000m	800m	600m	400m	200m								
Section Times	1:10.42 [5] (0:13.91)	0:56.51 [6] (0:10.78)	0:45.73 [6] (0:11.24)	0:34.49 [6] (0:11.14)	0:23.35 [6] (0:11.33)	0:12.02 [4] (0:12.02)								
Average Speed [km/h]	51.9	67.5	64.7	65.7	63.9	59.7								
Top Speed [km/h]	61.9	68.2	68.0	66.6	66.2	64.6								
Avg. Dist. to Rail [m]	3.7	2.6	2.0	2.9	3.7	5.0								
Avg. Stride Freq. [Hz]	2.2	2.5	2.4	2.4	2.4	2.3								
Avg. Stride Length [m]	6.5	7.6	7.5	7.7	7.4	7.2								





Horse/Jockey Name	Tells Me To
Final Rank	6
Fastest Section Time (Section)	0:10.69 (1000m)
Top Speed [km/h] (Section)	68.6 (1000m)
Race State	Finished



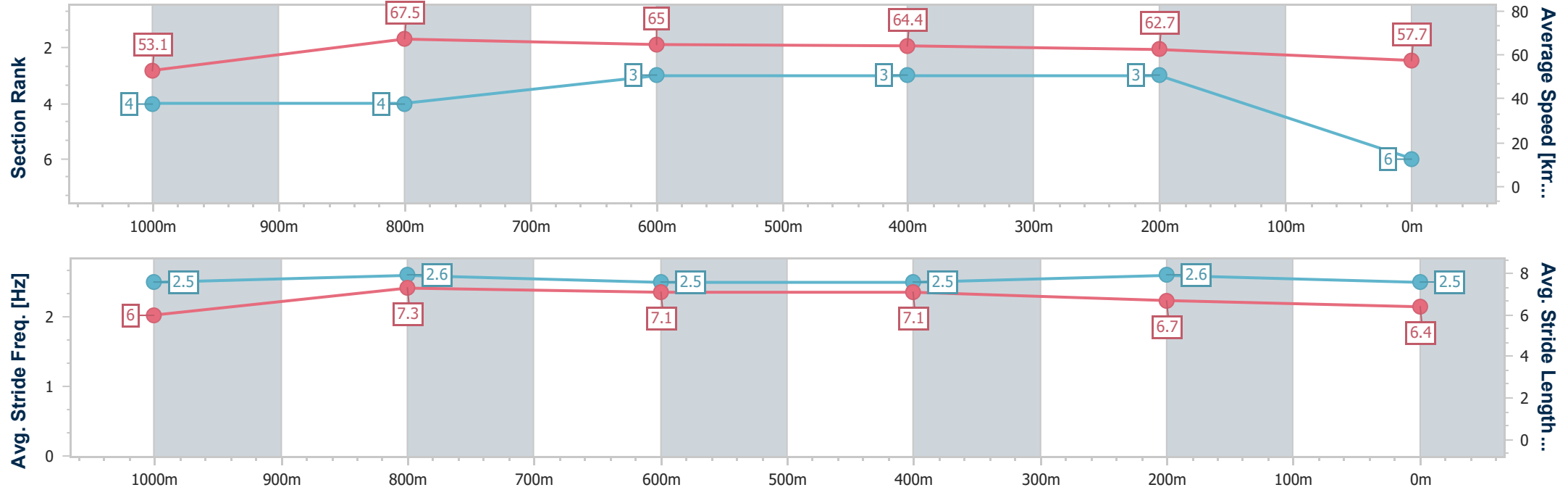
Aquis Park Gold Coast Poly QLD Professional
Race 1: MEN MATTER JULY 20 QTIS Two-Year-Old Maiden
Plate - 1200m



18 May 2024 - 12:04

Track Rating: Synthetic, Weather: Fine, Rail Position: True

Section	Overall	1000m	800m	600m	400m	200m								
Section Times	1:10.72 [6] (0:13.60)	0:57.12 [4] (0:10.69)	0:46.43 [4] (0:11.16)	0:35.27 [3] (0:11.22)	0:24.05 [3] (0:11.47)	0:12.58 [3] (0:12.58)								
Average Speed [km/h]	53.1	67.5	65.0	64.4	62.7	57.7								
Top Speed [km/h]	68.0	68.6	66.1	66.1	64.5	62.2								
Avg. Dist. to Rail [m]	1.7	1.2	1.2	0.9	0.8	1.4								
Avg. Stride Freq. [Hz]	2.5	2.6	2.5	2.5	2.6	2.5								
Avg. Stride Length [m]	6.0	7.3	7.1	7.1	6.7	6.4								



- [] Ranking at each section and finish
- .-.- No data available at this section
- NA No data available



Horse/Jockey Name	Twinkle Time
Final Rank	7
Fastest Section Time (Section)	0:10.80 (1000m)
Top Speed [km/h] (Section)	69.2 (1000m)
Race State	Finished



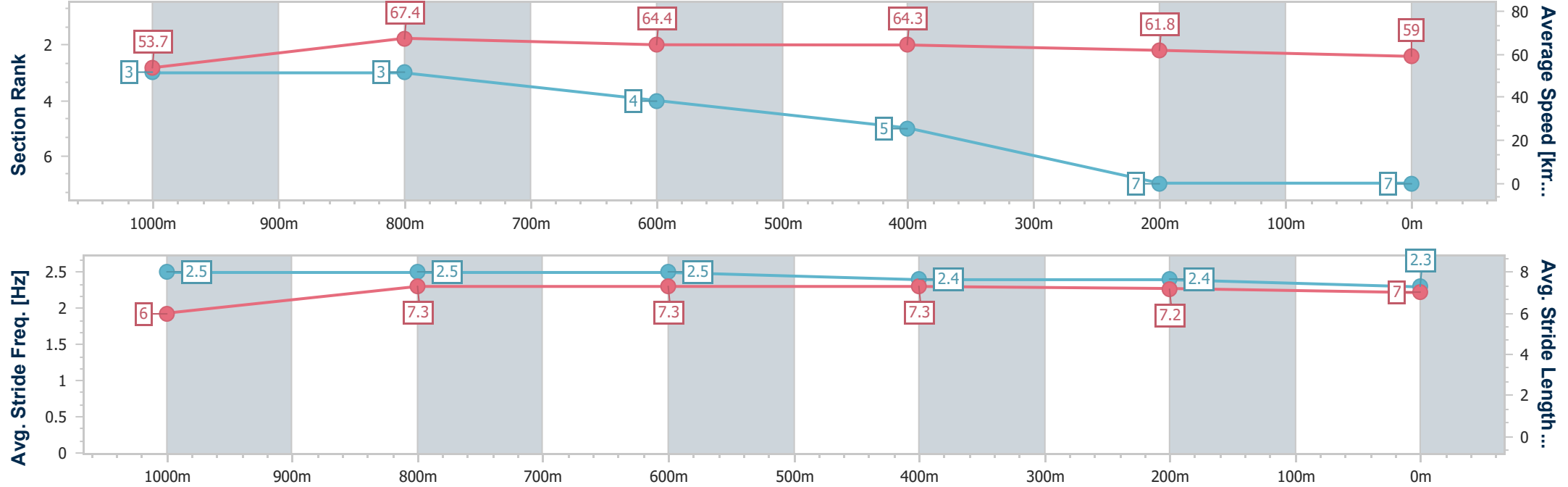
Aquis Park Gold Coast Poly QLD Professional
Race 1: MEN MATTER JULY 20 QTIS Two-Year-Old Maiden
Plate - 1200m



18 May 2024 - 12:04

Track Rating: Synthetic, Weather: Fine, Rail Position: True

Section	Overall	1000m	800m	600m	400m	200m							
Section Times	1:10.92 [7] (0:13.42)	0:57.50 [3] (0:10.80)	0:46.70 [3] (0:11.42)	0:35.28 [4] (0:11.36)	0:23.92 [5] (0:11.70)	0:12.22 [7] (0:12.22)							
Average Speed [km/h]	53.7	67.4	64.4	64.3	61.8	59.0							
Top Speed [km/h]	68.8	69.2	65.5	66.0	63.2	60.5							
Avg. Dist. to Rail [m]	3.2	3.6	4.0	2.9	2.2	3.5							
Avg. Stride Freq. [Hz]	2.5	2.5	2.5	2.4	2.4	2.3							
Avg. Stride Length [m]	6.0	7.3	7.3	7.3	7.2	7.0							



Track Rating: Synthetic, Weather: Fine, Rail Position: True

Section		Overall				1000m	800m	600m	400m	200m	Last 600m		
Field Times		1:09.33 (0:12.96)				0:56.37 (0:10.58)	0:45.79 (0:10.89)	0:34.90 (0:11.14)	0:23.76 (0:11.59)	0:12.17 (0:12.17)	0:34.90		
Rank	TAB	Horse/Jockey	Barrier	Top Speed [km/h]	Fastest Section						Margin		Distance Travelled [m]
1	7	STRONG MARTINI	3	70.6	0:10.58	1:09.33 [1]	0:56.37 [1]	0:45.79 [1]	0:34.90 [1]	0:23.76 [1]	0:12.17 [1]	1:09.33	0:34.90
		Ryan Wiggins		Overall	1000m	(0:12.96)	(0:10.58)	(0:10.89)	(0:11.14)	(0:11.59)	(0:12.17)		
2	5	I AM AMAZES	2	69.6	0:10.54	1:09.58 [2]	0:56.45 [2]	0:45.91 [3]	0:34.98 [2]	0:23.79 [2]	0:12.21 [2]	1.3L	0:34.98 +5
		Micheal Hellyer		1000m	1000m	(0:13.13)	(0:10.54)	(0:10.93)	(0:11.19)	(0:11.58)	(0:12.21)		
3	2	CHERBOURG	5	69.6	0:10.73	1:09.85 [3]	0:56.53 [5]	0:45.80 [6]	0:34.82 [6]	0:23.52 [5]	0:12.05 [3]	2.8L	0:34.82 +6
		Paul Hammersley		1000m	1000m	(0:13.32)	(0:10.73)	(0:10.98)	(0:11.30)	(0:11.47)	(0:12.05)		
4	1	BOOM CRUSHER	6	71.7	0:10.55	1:09.97 [4]	0:56.62 [6]	0:46.07 [5]	0:35.12 [5]	0:23.79 [4]	0:12.13 [4]	3.3L	0:35.12 +7
		Jai Williams		1000m	1000m	(0:13.35)	(0:10.55)	(0:10.95)	(0:11.33)	(0:11.66)	(0:12.13)		
5	8	STELLAR TRIXIE	8	71.9	0:10.71	1:10.51 [5]	0:57.05 [7]	0:46.34 [7]	0:35.27 [7]	0:23.93 [7]	0:12.38 [6]	6.3L	0:35.27 +9
		Girish Goomany		1000m	1000m	(0:13.46)	(0:10.71)	(0:11.07)	(0:11.34)	(0:11.55)	(0:12.38)		
6	6	SHORT APPROACH	1	69.7	0:10.68	1:10.96 [6]	0:57.80 [3]	0:47.12 [4]	0:36.25 [4]	0:24.93 [3]	0:13.01 [5]	8.8L	0:36.25 +0
		Brendan Ward		Overall	1000m	(0:13.16)	(0:10.68)	(0:10.87)	(0:11.32)	(0:11.92)	(0:13.01)		
7	3	DESTINY DALAI	7	70.1	0:10.48	1:13.04 [7]	0:59.87 [4]	0:49.39 [2]	0:38.36 [3]	0:26.70 [6]	0:14.22 [7]	20.8L	0:38.36 +10
		Luke Miller		1000m	1000m	(0:13.17)	(0:10.48)	(0:11.03)	(0:11.66)	(0:12.48)	(0:14.22)		

Scratched: Matte Black (#4)



Horse/Jockey Name	Strong Martini
Final Rank	1
Fastest Section Time (Section)	0:10.58 (1000m)
Top Speed [km/h] (Section)	70.6 (Overall)
Race State	Finished



Aquis Park Gold Coast Poly QLD Professional

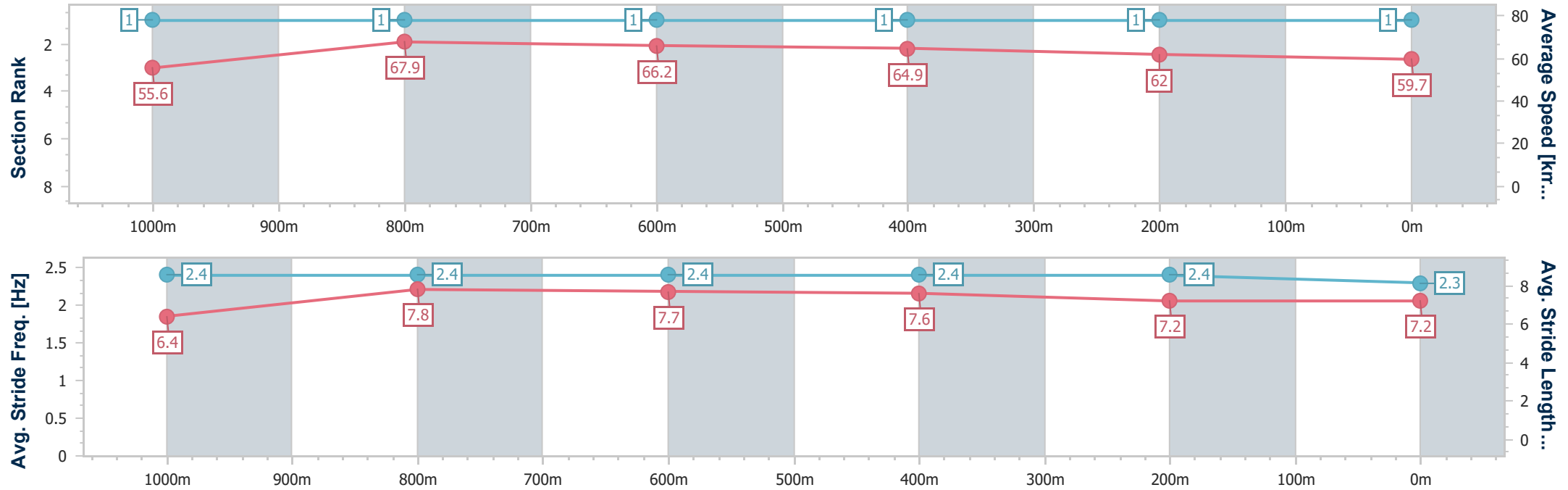
Race 2: LIFEFLIGHT LOTTERIES Maiden Plate - 1200m

18 May 2024 - 12:39

Track Rating: Synthetic, Weather: Fine, Rail Position: True



Section	Overall	1000m	800m	600m	400m	200m								
Section Times	1:09.33 [1] (0:12.96)	0:56.37 [1] (0:10.58)	0:45.79 [1] (0:10.89)	0:34.90 [1] (0:11.14)	0:23.76 [1] (0:11.59)	0:12.17 [1] (0:12.17)								
Average Speed [km/h]	55.6	67.9	66.2	64.9	62.0	59.7								
Top Speed [km/h]	70.6	70.1	67.5	66.4	63.9	61.3								
Avg. Dist. to Rail [m]	2.1	0.3	0.5	1.0	1.9	4.0								
Avg. Stride Freq. [Hz]	2.4	2.4	2.4	2.4	2.4	2.3								
Avg. Stride Length [m]	6.4	7.8	7.7	7.6	7.2	7.2								



- [] Ranking at each section and finish
- .-.- No data available at this section
- NA No data available



Horse/Jockey Name	I Am Amazes
Final Rank	2
Fastest Section Time (Section)	0:10.54 (1000m)
Top Speed [km/h] (Section)	69.6 (1000m)
Race State	Finished



Aquis Park Gold Coast Poly QLD Professional

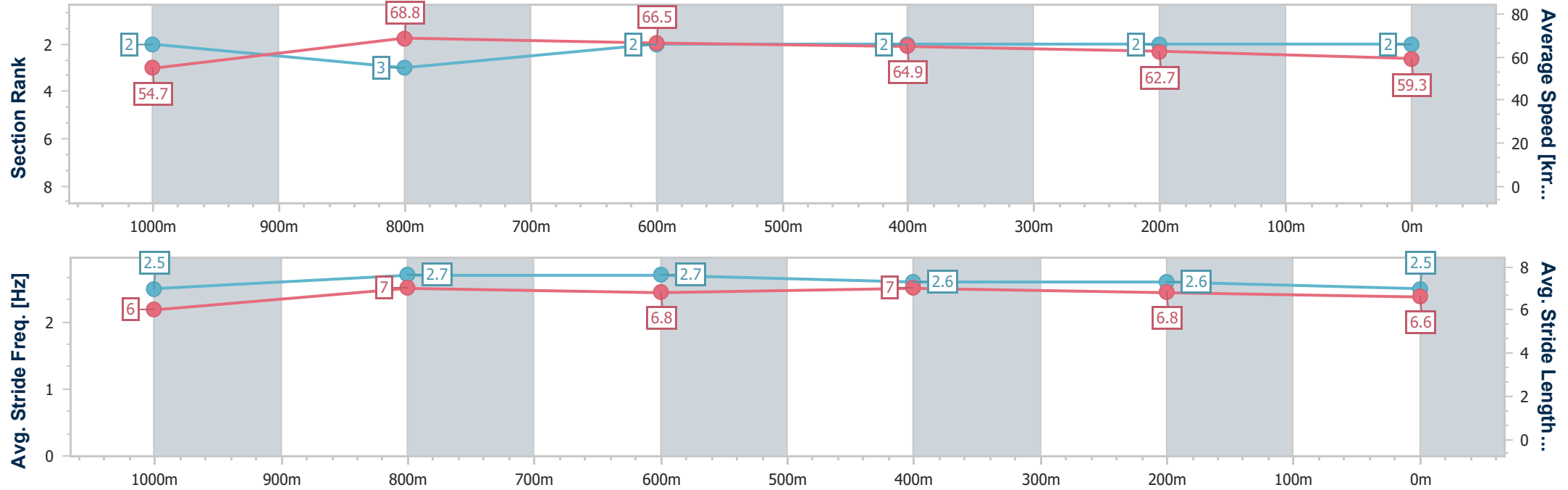
Race 2: LIFEFLIGHT LOTTERIES Maiden Plate - 1200m

18 May 2024 - 12:39

Track Rating: Synthetic, Weather: Fine, Rail Position: True



Section	Overall	1000m	800m	600m	400m	200m								
Section Times	1:09.58 [2] (0:13.13)	0:56.45 [2] (0:10.54)	0:45.91 [3] (0:10.93)	0:34.98 [2] (0:11.19)	0:23.79 [2] (0:11.58)	0:12.21 [2] (0:12.21)								
Average Speed [km/h]	54.7	68.8	66.5	64.9	62.7	59.3								
Top Speed [km/h]	69.3	69.6	68.2	67.0	63.6	61.5								
Avg. Dist. to Rail [m]	1.7	1.5	2.6	1.8	3.0	3.9								
Avg. Stride Freq. [Hz]	2.5	2.7	2.7	2.6	2.6	2.5								
Avg. Stride Length [m]	6.0	7.0	6.8	7.0	6.8	6.6								





Horse/Jockey Name	Cherbourg
Final Rank	3
Fastest Section Time (Section)	0:10.73 (1000m)
Top Speed [km/h] (Section)	69.6 (1000m)
Race State	Finished



Aquis Park Gold Coast Poly QLD Professional

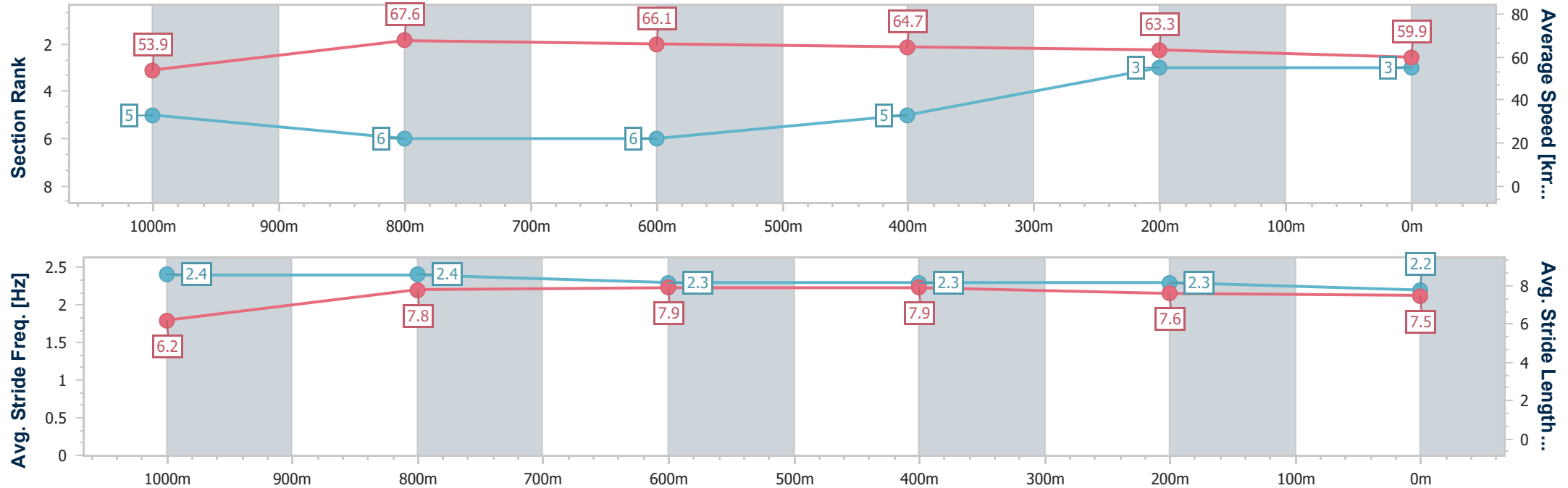
Race 2: LIFEFLIGHT LOTTERIES Maiden Plate - 1200m

18 May 2024 - 12:39

Track Rating: Synthetic, Weather: Fine, Rail Position: True



Section	Overall	1000m	800m	600m	400m	200m								
Section Times	1:09.85 [3] (0:13.32)	0:56.53 [5] (0:10.73)	0:45.80 [6] (0:10.98)	0:34.82 [6] (0:11.30)	0:23.52 [5] (0:11.47)	0:12.05 [3] (0:12.05)								
Average Speed [km/h]	53.9	67.6	66.1	64.7	63.3	59.9								
Top Speed [km/h]	69.3	69.6	68.2	66.5	64.1	62.2								
Avg. Dist. to Rail [m]	2.9	1.1	1.7	3.3	5.4	5.8								
Avg. Stride Freq. [Hz]	2.4	2.4	2.3	2.3	2.3	2.2								
Avg. Stride Length [m]	6.2	7.8	7.9	7.9	7.6	7.5								





Horse/Jockey Name	Boom Crusher
Final Rank	4
Fastest Section Time (Section)	0:10.55 (1000m)
Top Speed [km/h] (Section)	71.7 (1000m)
Race State	Finished



Aquis Park Gold Coast Poly QLD Professional

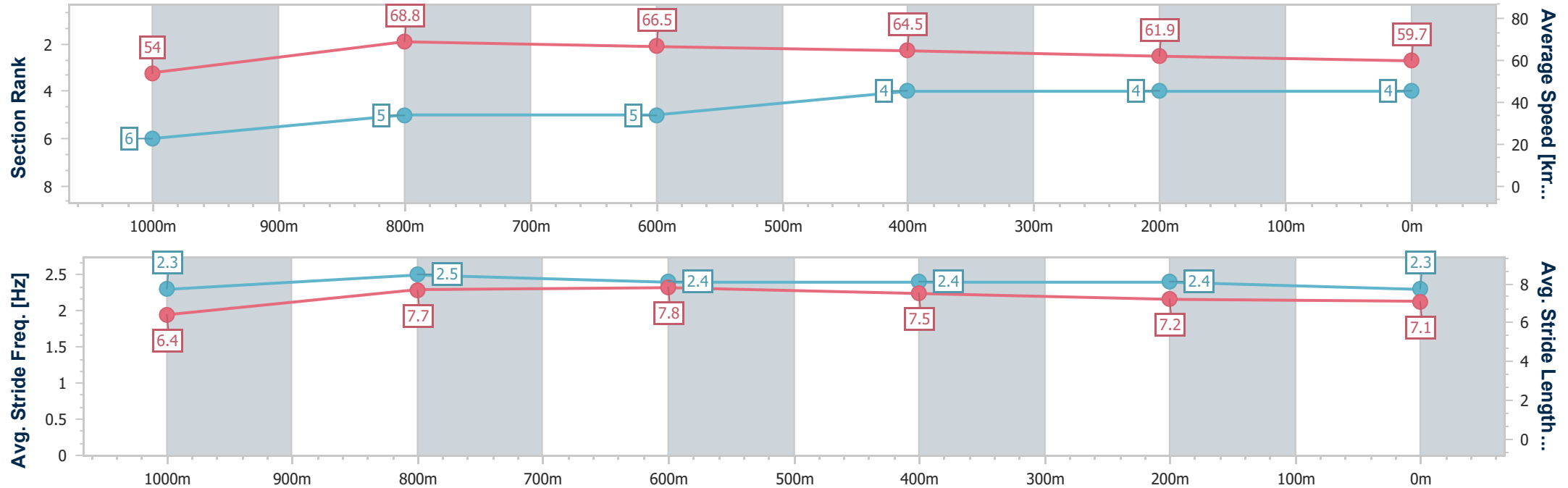
Race 2: LIFEFLIGHT LOTTERIES Maiden Plate - 1200m

18 May 2024 - 12:39

Track Rating: Synthetic, Weather: Fine, Rail Position: True



Section	Overall	1000m	800m	600m	400m	200m							
Section Times	1:09.97 [4] (0:13.35)	0:56.62 [6] (0:10.55)	0:46.07 [5] (0:10.95)	0:35.12 [5] (0:11.33)	0:23.79 [4] (0:11.66)	0:12.13 [4] (0:12.13)							
Average Speed [km/h]	54.0	68.8	66.5	64.5	61.9	59.7							
Top Speed [km/h]	70.0	71.7	67.4	67.0	62.9	61.7							
Avg. Dist. to Rail [m]	4.0	2.2	2.6	2.7	3.7	4.2							
Avg. Stride Freq. [Hz]	2.3	2.5	2.4	2.4	2.4	2.3							
Avg. Stride Length [m]	6.4	7.7	7.8	7.5	7.2	7.1							



- [] Ranking at each section and finish
- .-.- No data available at this section
- NA No data available



Horse/Jockey Name	Stellar Trixie
Final Rank	5
Fastest Section Time (Section)	0:10.71 (1000m)
Top Speed [km/h] (Section)	71.9 (1000m)
Race State	Finished



Aquis Park Gold Coast Poly QLD Professional

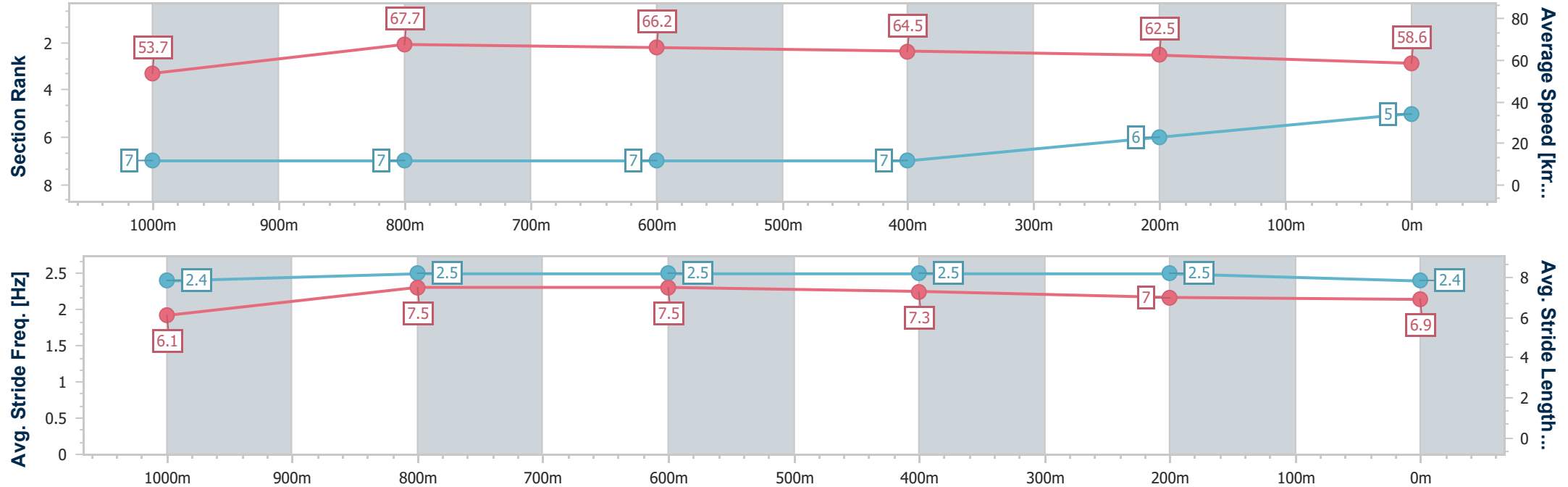
Race 2: LIFEFLIGHT LOTTERIES Maiden Plate - 1200m

18 May 2024 - 12:39

Track Rating: Synthetic, Weather: Fine, Rail Position: True



Section	Overall	1000m	800m	600m	400m	200m								
Section Times	1:10.51 [5] (0:13.46)	0:57.05 [7] (0:10.71)	0:46.34 [7] (0:11.07)	0:35.27 [7] (0:11.34)	0:23.93 [7] (0:11.55)	0:12.38 [6] (0:12.38)								
Average Speed [km/h]	53.7	67.7	66.2	64.5	62.5	58.6								
Top Speed [km/h]	70.6	71.9	67.1	67.1	64.0	61.1								
Avg. Dist. to Rail [m]	4.2	2.3	3.5	3.1	1.9	3.1								
Avg. Stride Freq. [Hz]	2.4	2.5	2.5	2.5	2.5	2.4								
Avg. Stride Length [m]	6.1	7.5	7.5	7.3	7.0	6.9								





Horse/Jockey Name	Short Approach
Final Rank	6
Fastest Section Time (Section)	0:10.68 (1000m)
Top Speed [km/h] (Section)	69.7 (Overall)
Race State	Finished



Aquis Park Gold Coast Poly QLD Professional

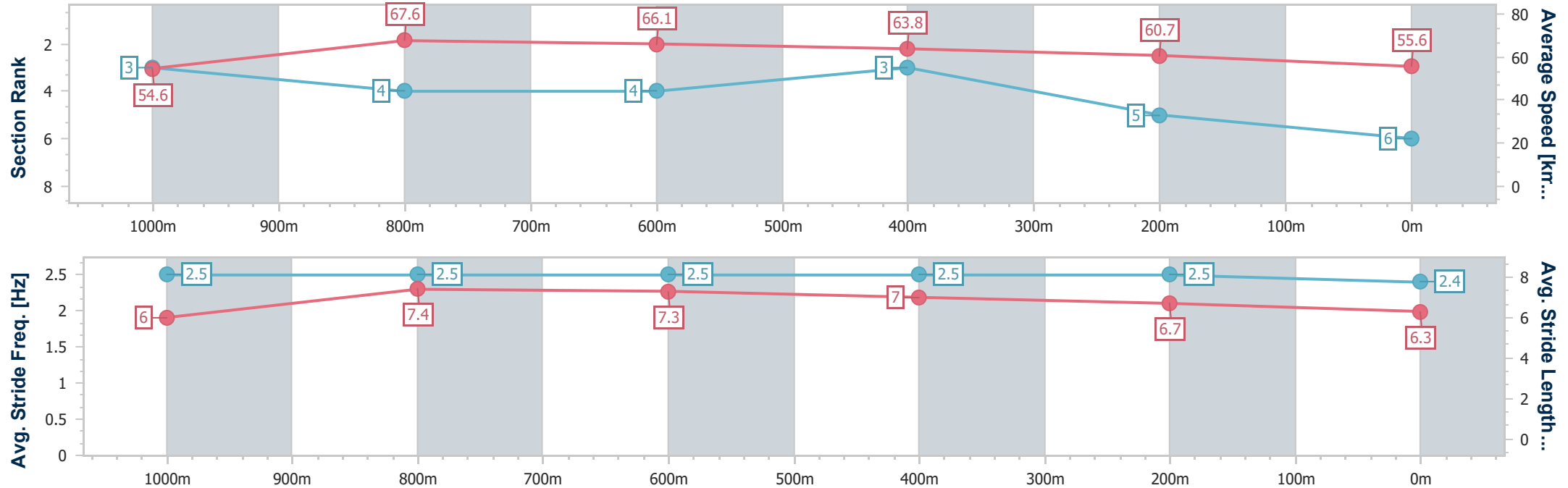
Race 2: LIFEFLIGHT LOTTERIES Maiden Plate - 1200m

18 May 2024 - 12:39

Track Rating: Synthetic, Weather: Fine, Rail Position: True



Section	Overall	1000m	800m	600m	400m	200m							
Section Times	1:10.96 [6] (0:13.16)	0:57.80 [3] (0:10.68)	0:47.12 [4] (0:10.87)	0:36.25 [4] (0:11.32)	0:24.93 [3] (0:11.92)	0:13.01 [5] (0:13.01)							
Average Speed [km/h]	54.6	67.6	66.1	63.8	60.7	55.6							
Top Speed [km/h]	69.7	69.6	67.7	65.6	62.3	58.6							
Avg. Dist. to Rail [m]	0.2	0.2	0.3	0.7	1.3	2.1							
Avg. Stride Freq. [Hz]	2.5	2.5	2.5	2.5	2.5	2.4							
Avg. Stride Length [m]	6.0	7.4	7.3	7.0	6.7	6.3							





Horse/Jockey Name	Destiny Dalai
Final Rank	7
Fastest Section Time (Section)	0:10.48 (1000m)
Top Speed [km/h] (Section)	70.1 (1000m)
Race State	Finished



Aquis Park Gold Coast Poly QLD Professional

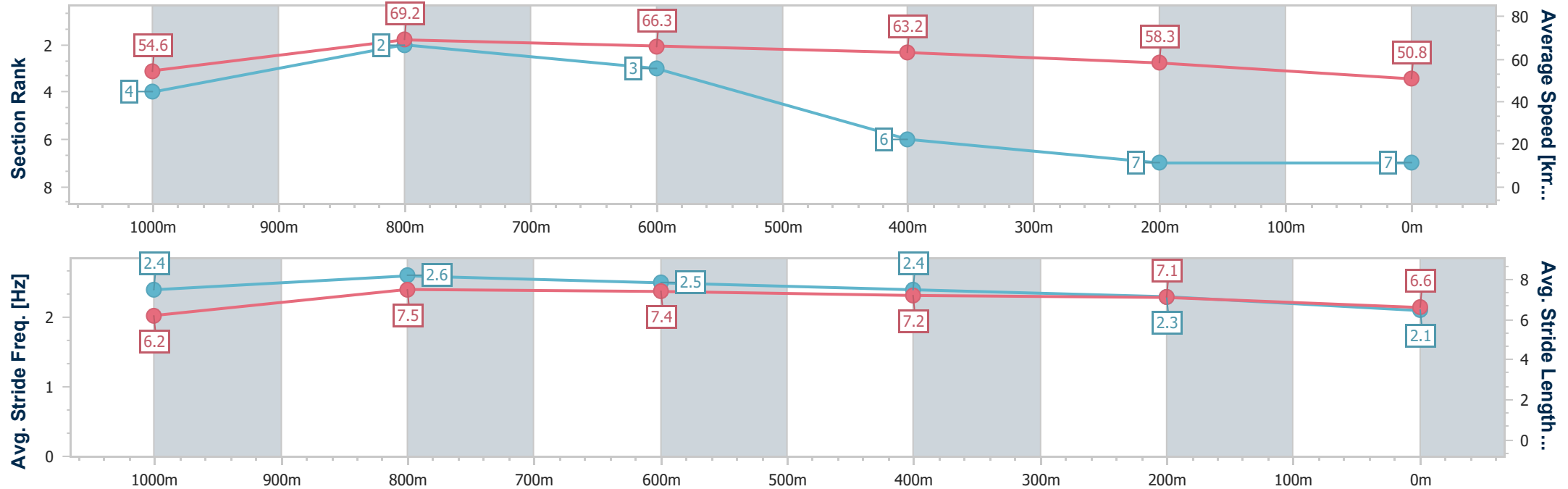
Race 2: LIFEFLIGHT LOTTERIES Maiden Plate - 1200m

18 May 2024 - 12:39

Track Rating: Synthetic, Weather: Fine, Rail Position: True



Section	Overall	1000m	800m	600m	400m	200m							
Section Times	1:13.04 [7] (0:13.17)	0:59.87 [4] (0:10.48)	0:49.39 [2] (0:11.03)	0:38.36 [3] (0:11.66)	0:26.70 [6] (0:12.48)	0:14.22 [7] (0:14.22)							
Average Speed [km/h]	54.6	69.2	66.3	63.2	58.3	50.8							
Top Speed [km/h]	70.1	70.1	67.5	65.8	60.6	56.6							
Avg. Dist. to Rail [m]	5.1	3.2	3.2	4.4	4.2	2.8							
Avg. Stride Freq. [Hz]	2.4	2.6	2.5	2.4	2.3	2.1							
Avg. Stride Length [m]	6.2	7.5	7.4	7.2	7.1	6.6							





Aquis Park Gold Coast Poly QLD Professional
Race 3: HAPPY 60TH BIRTHDAY BRUCE QTIS Three-Year-Old Maiden
Handicap - 1050m
18 May 2024 - 13:14



Track Rating: Synthetic, Weather: Fine, Rail Position: True

Section		Overall				1000m	800m	600m	400m	200m	Last 600m		
Field Times		1:01.28				0:56.41	0:44.88	0:33.62	0:22.27	0:11.18	0:33.62		
		(0:04.87)				(0:11.53)	(0:11.26)	(0:11.35)	(0:11.09)	(0:11.18)			
Rank	TAB	Horse/Jockey	Barrier	Top Speed [km/h]	Fastest Section						Margin	Distance Travelled [m]	
1	7	MATTE BLACK	7	67.1	0:04.87	1:01.28 [1]	0:56.41 [1]	0:44.88 [1]	0:33.47 [2]	0:22.08 [3]	0:11.16 [2]	1:01.28	0:33.47
		Boris Thornton		400m	Overall	(0:04.87)	(0:11.53)	(0:11.41)	(0:11.39)	(0:10.92)	(0:11.16)		
2	1	HOLLYWOOD EPIC	8	66.6	0:05.14	1:01.44 [2]	0:56.30 [4]	0:44.84 [3]	0:33.55 [3]	0:22.28 [2]	0:11.24 [3]	0.8L	0:33.55
		Jag Guthmann-Chester		400m	Overall	(0:05.14)	(0:11.46)	(0:11.29)	(0:11.27)	(0:11.04)	(0:11.24)		-1
3	5	VITTHAL	6	65.9	0:04.97	1:01.46 [3]	0:56.49 [2]	0:45.06 [2]	0:33.80 [1]	0:22.45 [1]	0:11.36 [1]	0.9L	0:33.80
		Nozi Tomizawa		200m	Overall	(0:04.97)	(0:11.43)	(0:11.26)	(0:11.35)	(0:11.09)	(0:11.36)		-5
4	8	BENNU	2	67.5	0:05.13	1:01.96 [4]	0:56.83 [3]	0:45.19 [5]	0:33.79 [6]	0:22.50 [5]	0:11.44 [4]	3.7L	0:33.79
		Andrew Spinks		400m	Overall	(0:05.13)	(0:11.64)	(0:11.40)	(0:11.29)	(0:11.06)	(0:11.44)		+2
5	2	ROCKINAHARDPLACE	3	65.6	0:05.47	1:02.11 [5]	0:56.64 [7]	0:45.19 [6]	0:33.98 [5]	0:22.58 [6]	0:11.39 [6]	4.5L	0:33.98
		Paul Hammersley		1000m	Overall	(0:05.47)	(0:11.45)	(0:11.21)	(0:11.40)	(0:11.19)	(0:11.39)		-5
6	6	DANCES IN GRINZING	1	66.4	0:05.16	1:02.16 [6]	0:57.00 [5]	0:45.54 [4]	0:34.24 [4]	0:22.81 [4]	0:11.59 [5]	4.7L	0:34.24
		Jai Williams		400m	Overall	(0:05.16)	(0:11.46)	(0:11.30)	(0:11.43)	(0:11.22)	(0:11.59)		-3
7	4	COSMIC FLARE	5	66.1	0:05.38	1:03.47 [7]	0:58.09 [6]	0:46.38 [7]	0:35.16 [7]	0:23.62 [7]	0:12.07 [7]	12.2L	0:35.16
		Luke Miller		800m	Overall	(0:05.38)	(0:11.71)	(0:11.22)	(0:11.54)	(0:11.55)	(0:12.07)		-1

Scratched: Boom Crusher (#3)



Horse/Jockey Name	Matte Black
Final Rank	1
Fastest Section Time (Section)	0:04.87 (Overall)
Top Speed [km/h] (Section)	67.1 (400m)
Race State	Finished



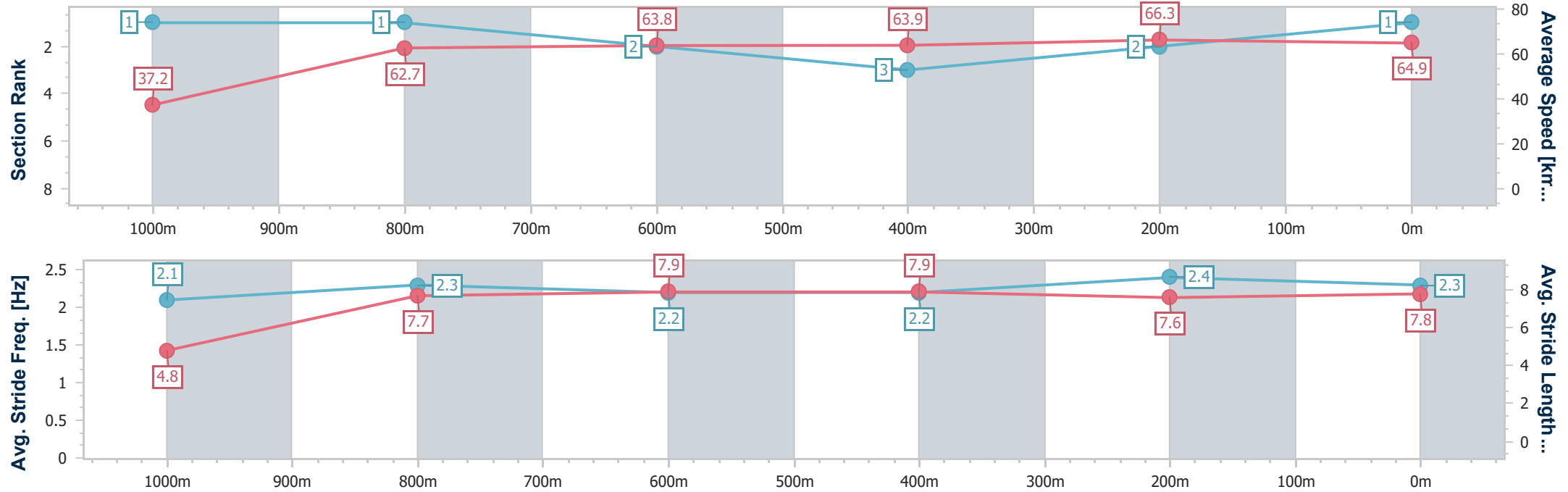
Aquis Park Gold Coast Poly QLD Professional
Race 3: HAPPY 60TH BIRTHDAY BRUCE QTIS Three-Year-Old
Maiden Handicap - 1050m



18 May 2024 - 13:14

Track Rating: Synthetic, Weather: Fine, Rail Position: True

Section	Overall	1000m	800m	600m	400m	200m								
Section Times	1:01.28 [1] (0:04.87)	0:56.41 [1] (0:11.53)	0:44.88 [1] (0:11.41)	0:33.47 [2] (0:11.39)	0:22.08 [3] (0:10.92)	0:11.16 [2] (0:11.16)								
Average Speed [km/h]	37.2	62.7	63.8	63.9	66.3	64.9								
Top Speed [km/h]	55.5	65.9	64.4	66.2	67.1	66.3								
Avg. Dist. to Rail [m]	5.6	2.3	2.4	2.1	1.6	3.1								
Avg. Stride Freq. [Hz]	2.1	2.3	2.2	2.2	2.4	2.3								
Avg. Stride Length [m]	4.8	7.7	7.9	7.9	7.6	7.8								





Horse/Jockey Name	Hollywood Epic
Final Rank	2
Fastest Section Time (Section)	0:05.14 (Overall)
Top Speed [km/h] (Section)	66.6 (400m)
Race State	Finished



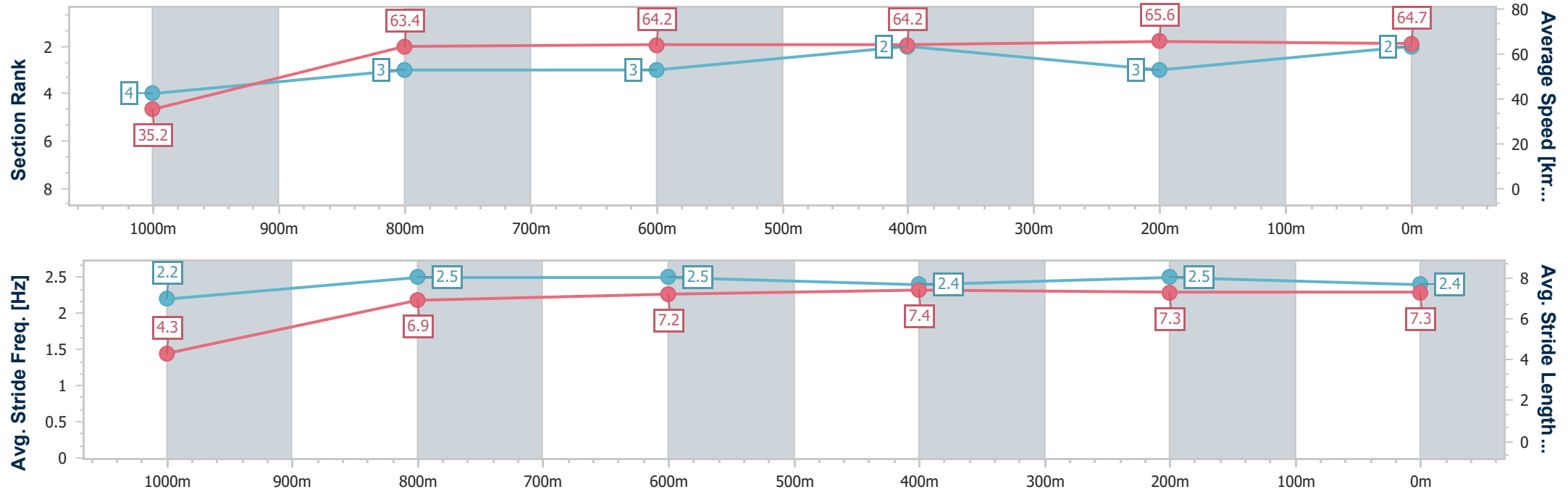
Aquis Park Gold Coast Poly QLD Professional
Race 3: HAPPY 60TH BIRTHDAY BRUCE QTIS Three-Year-Old
Maiden Handicap - 1050m



18 May 2024 - 13:14

Track Rating: Synthetic, Weather: Fine, Rail Position: True

Section	Overall	1000m	800m	600m	400m	200m								
Section Times	1:01.44 [2] (0:05.14)	0:56.30 [4] (0:11.46)	0:44.84 [3] (0:11.29)	0:33.55 [3] (0:11.27)	0:22.28 [2] (0:11.04)	0:11.24 [3] (0:11.24)								
Average Speed [km/h]	35.2	63.4	64.2	64.2	65.6	64.7								
Top Speed [km/h]	55.6	65.5	65.1	65.6	66.6	66.4								
Avg. Dist. to Rail [m]	7.6	2.9	1.4	1.7	2.3	5.6								
Avg. Stride Freq. [Hz]	2.2	2.5	2.5	2.4	2.5	2.4								
Avg. Stride Length [m]	4.3	6.9	7.2	7.4	7.3	7.3								





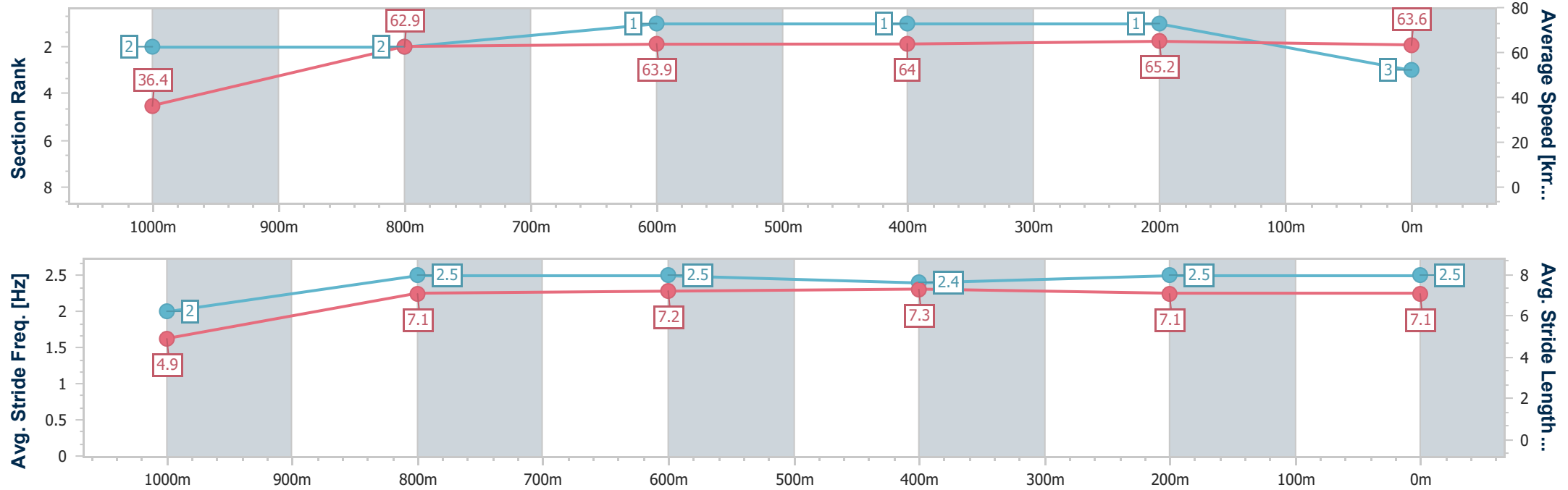
Horse/Jockey Name	Vitthal
Final Rank	3
Fastest Section Time (Section)	0:04.97 (Overall)
Top Speed [km/h] (Section)	65.9 (200m)
Race State	Finished



Aquis Park Gold Coast Poly QLD Professional
Race 3: HAPPY 60TH BIRTHDAY BRUCE QTIS Three-Year-Old
Maiden Handicap - 1050m
18 May 2024 - 13:14
Track Rating: Synthetic, Weather: Fine, Rail Position: True



Section	Overall	1000m	800m	600m	400m	200m								
Section Times	1:01.46 [3] (0:04.97)	0:56.49 [2] (0:11.43)	0:45.06 [2] (0:11.26)	0:33.80 [1] (0:11.35)	0:22.45 [1] (0:11.09)	0:11.36 [1] (0:11.36)								
Average Speed [km/h]	36.4	62.9	63.9	64.0	65.2	63.6								
Top Speed [km/h]	55.7	65.1	64.9	64.7	65.8	65.9								
Avg. Dist. to Rail [m]	4.0	1.2	0.6	1.6	2.1	3.7								
Avg. Stride Freq. [Hz]	2.0	2.5	2.5	2.4	2.5	2.5								
Avg. Stride Length [m]	4.9	7.1	7.2	7.3	7.1	7.1								





Horse/Jockey Name	Bennu
Final Rank	4
Fastest Section Time (Section)	0:05.13 (Overall)
Top Speed [km/h] (Section)	67.5 (400m)
Race State	Finished



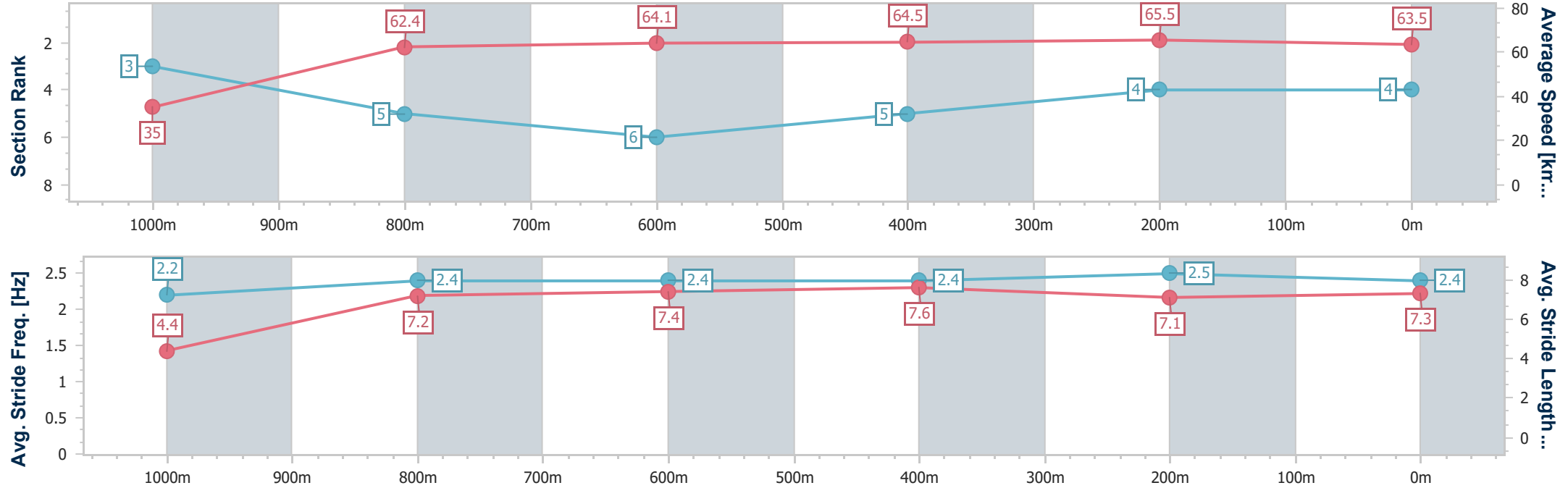
Aquis Park Gold Coast Poly QLD Professional
Race 3: HAPPY 60TH BIRTHDAY BRUCE QTIS Three-Year-Old
Maiden Handicap - 1050m



18 May 2024 - 13:14

Track Rating: Synthetic, Weather: Fine, Rail Position: True

Section	Overall	1000m	800m	600m	400m	200m								
Section Times	1:01.96 [4] (0:05.13)	0:56.83 [3] (0:11.64)	0:45.19 [5] (0:11.40)	0:33.79 [6] (0:11.29)	0:22.50 [5] (0:11.06)	0:11.44 [4] (0:11.44)								
Average Speed [km/h]	35.0	62.4	64.1	64.5	65.5	63.5								
Top Speed [km/h]	55.0	65.2	66.0	65.7	67.5	67.5								
Avg. Dist. to Rail [m]	2.8	2.1	2.9	2.3	4.1	5.0								
Avg. Stride Freq. [Hz]	2.2	2.4	2.4	2.4	2.5	2.4								
Avg. Stride Length [m]	4.4	7.2	7.4	7.6	7.1	7.3								





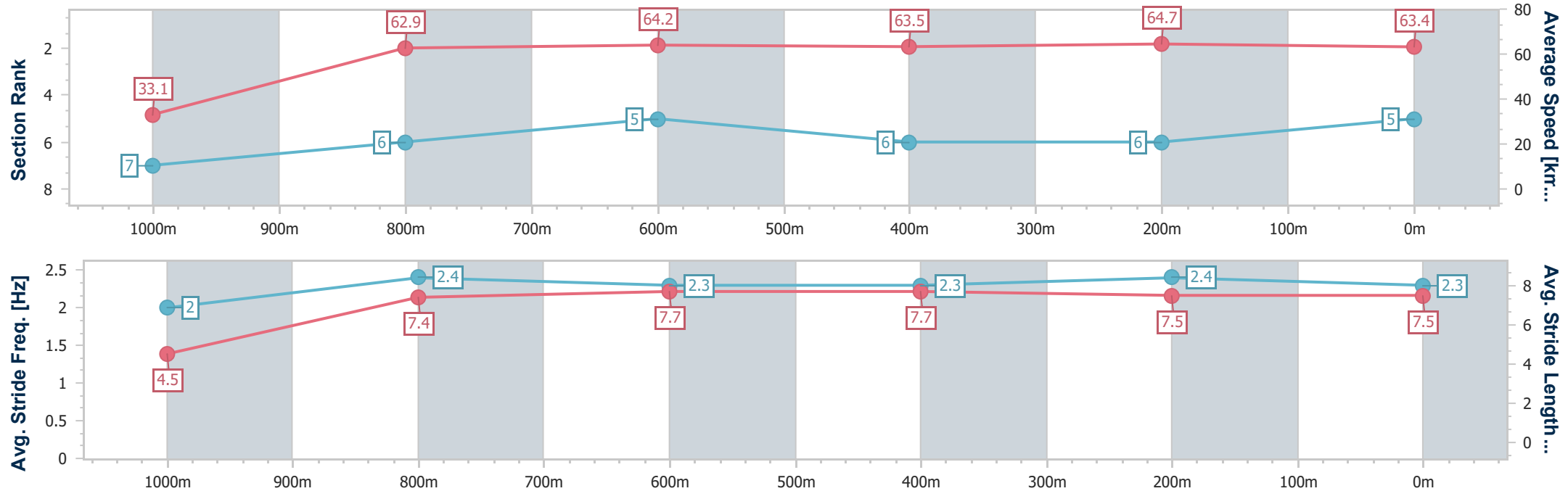
Horse/Jockey Name	Rockinahardplace
Final Rank	5
Fastest Section Time (Section)	0:05.47 (Overall)
Top Speed [km/h] (Section)	65.6 (1000m)
Race State	Finished



Aquis Park Gold Coast Poly QLD Professional
Race 3: HAPPY 60TH BIRTHDAY BRUCE QTIS Three-Year-Old
Maiden Handicap - 1050m
18 May 2024 - 13:14
Track Rating: Synthetic, Weather: Fine, Rail Position: True



Section	Overall	1000m	800m	600m	400m	200m								
Section Times	1:02.11 [5] (0:05.47)	0:56.64 [7] (0:11.45)	0:45.19 [6] (0:11.21)	0:33.98 [5] (0:11.40)	0:22.58 [6] (0:11.19)	0:11.39 [6] (0:11.39)								
Average Speed [km/h]	33.1	62.9	64.2	63.5	64.7	63.4								
Top Speed [km/h]	52.4	65.6	65.1	64.6	65.4	65.3								
Avg. Dist. to Rail [m]	2.2	0.8	0.4	1.2	2.5	3.8								
Avg. Stride Freq. [Hz]	2.0	2.4	2.3	2.3	2.4	2.3								
Avg. Stride Length [m]	4.5	7.4	7.7	7.7	7.5	7.5								



[] Ranking at each section and finish
-.-.- No data available at this section
NA No data available



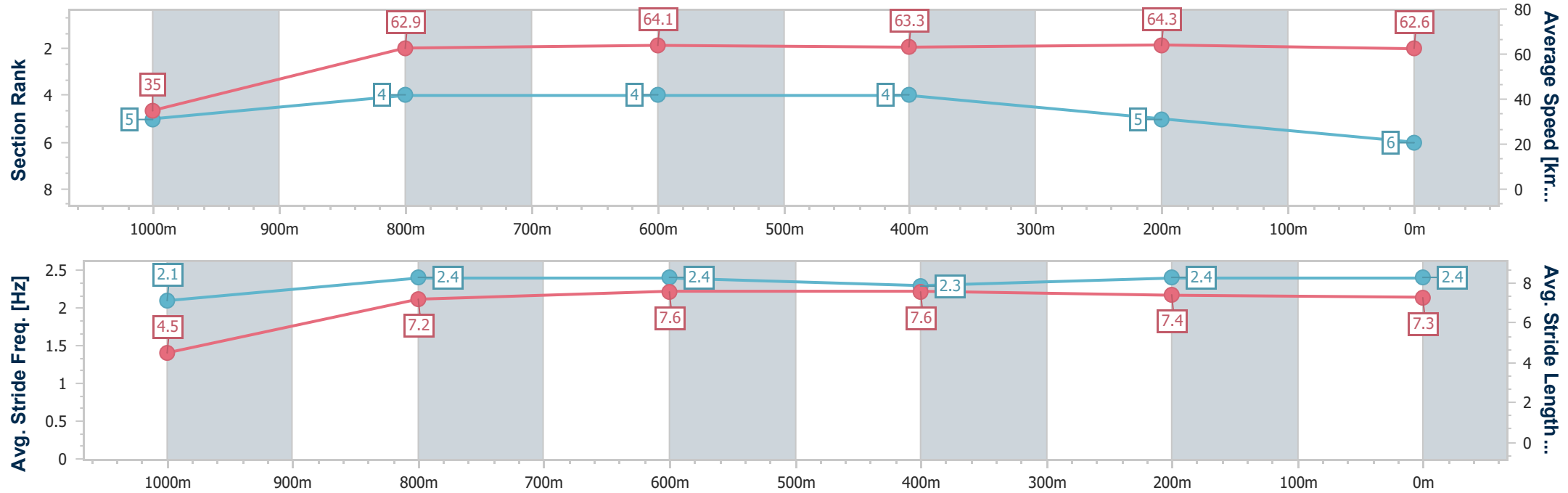
Horse/Jockey Name	Dances In Grinzing
Final Rank	6
Fastest Section Time (Section)	0:05.16 (Overall)
Top Speed [km/h] (Section)	66.4 (400m)
Race State	Finished



Aquis Park Gold Coast Poly QLD Professional
Race 3: HAPPY 60TH BIRTHDAY BRUCE QTIS Three-Year-Old
Maiden Handicap - 1050m
18 May 2024 - 13:14
Track Rating: Synthetic, Weather: Fine, Rail Position: True



Section	Overall	1000m	800m	600m	400m	200m								
Section Times	1:02.16 [6] (0:05.16)	0:57.00 [5] (0:11.46)	0:45.54 [4] (0:11.30)	0:34.24 [4] (0:11.43)	0:22.81 [4] (0:11.22)	0:11.59 [5] (0:11.59)								
Average Speed [km/h]	35.0	62.9	64.1	63.3	64.3	62.6								
Top Speed [km/h]	54.2	64.9	65.3	64.8	66.4	64.0								
Avg. Dist. to Rail [m]	0.7	0.4	0.8	1.3	2.6	3.2								
Avg. Stride Freq. [Hz]	2.1	2.4	2.4	2.3	2.4	2.4								
Avg. Stride Length [m]	4.5	7.2	7.6	7.6	7.4	7.3								





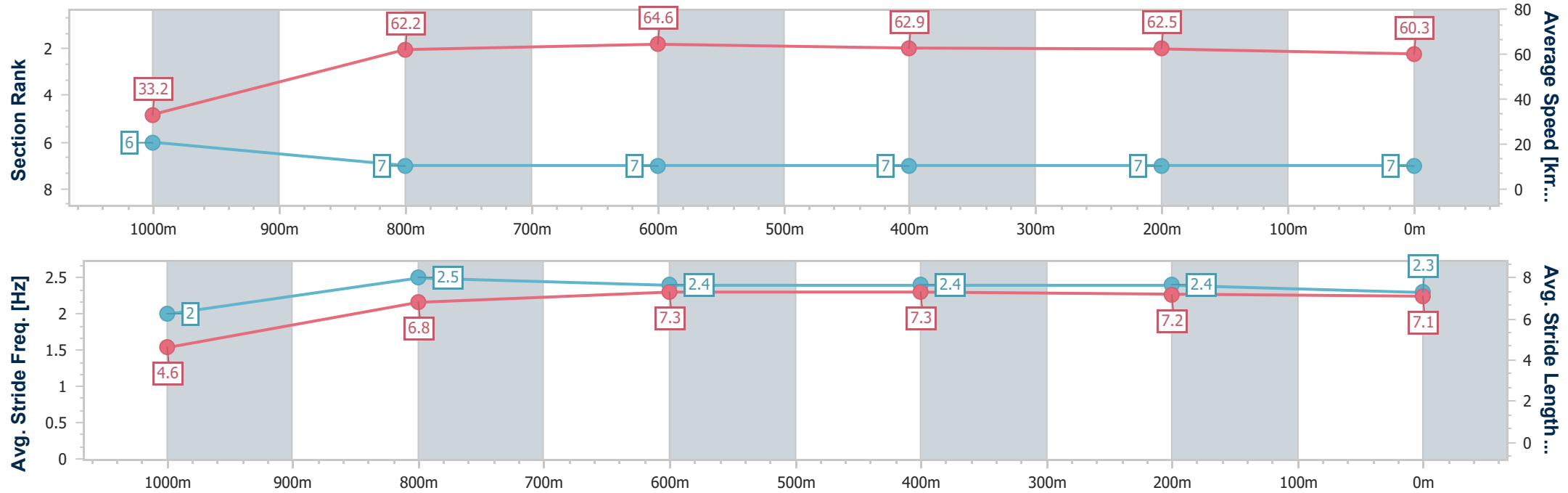
Horse/Jockey Name	Cosmic Flare
Final Rank	7
Fastest Section Time (Section)	0:05.38 (Overall)
Top Speed [km/h] (Section)	66.1 (800m)
Race State	Finished



Aquis Park Gold Coast Poly QLD Professional
Race 3: HAPPY 60TH BIRTHDAY BRUCE QTIS Three-Year-Old
Maiden Handicap - 1050m
18 May 2024 - 13:14
Track Rating: Synthetic, Weather: Fine, Rail Position: True



Section	Overall	1000m	800m	600m	400m	200m								
Section Times	1:03.47 [7] (0:05.38)	0:58.09 [6] (0:11.71)	0:46.38 [7] (0:11.22)	0:35.16 [7] (0:11.54)	0:23.62 [7] (0:11.55)	0:12.07 [7] (0:12.07)								
Average Speed [km/h]	33.2	62.2	64.6	62.9	62.5	60.3								
Top Speed [km/h]	52.8	65.7	66.1	65.8	63.7	62.2								
Avg. Dist. to Rail [m]	3.8	3.4	1.6	1.3	2.0	3.3								
Avg. Stride Freq. [Hz]	2.0	2.5	2.4	2.4	2.4	2.3								
Avg. Stride Length [m]	4.6	6.8	7.3	7.3	7.2	7.1								



[] Ranking at each section and finish
- - - - No data available at this section
NA No data available



Aquis Park Gold Coast Poly QLD Professional
Race 4: CURRUMBIN EAGLES FOOTBALL CLUB BENCHMARK 62
Handicap - 2000m
18 May 2024 - 13:49



Track Rating: Synthetic, Weather: Fine, Rail Position: True

Section					Overall	1800m	1600m	1400m	1200m	1000m	800m	Last 600m		
Field Times					2:01.98 (0:13.80)	1:48.18 (0:11.89)	1:36.29 (0:11.88)	1:24.41 (0:12.06)	1:12.35 (0:11.64)	1:00.71 (0:11.74)	0:48.97 (0:12.07)	0:36.90		
Rank	TAB	Horse/Jockey	Barrier	Top Speed [km/h]	Fastest Section								Distance Travelled [m]	
1	3	VIADELAMORE	4	62.8	0:11.71	2:01.98 [1]	1:47.75 [3]	1:35.86 [4]	1:23.81 [5]	1:11.70 [5]	0:59.78 [4]	0:48.07 [4]	0:36.36	
		Jag Guthmann-Chester		Overall	1000m	(0:14.23)	(0:11.89)	(0:12.05)	(0:12.11)	(0:11.92)	(0:11.71)	(0:11.71)		
2	7	SAXON BRAVE	8	64.4	0:11.76	2:02.00 [2]	1:48.20 [1]	1:36.31 [1]	1:24.43 [1]	1:12.37 [1]	1:00.50 [2]	0:48.74 [2]	0:36.77	+0
		Noriyuki Masuda		Overall	1000m	(0:13.80)	(0:11.89)	(0:11.88)	(0:12.06)	(0:11.87)	(0:11.76)	(0:11.97)		
3	2	TROPIC SANDS	1	64.3	0:11.54	2:02.04 [3]	1:47.58 [6]	1:35.71 [6]	1:23.65 [6]	1:11.57 [6]	0:59.57 [6]	0:47.89 [6]	0:36.35	-1
		Boris Thornton		Overall	800m	(0:14.46)	(0:11.87)	(0:12.06)	(0:12.08)	(0:12.00)	(0:11.68)	(0:11.54)		
4	1	ZOOMURUDI	2	65.4	0:11.36	2:02.25 [4]	1:47.09 [8]	1:35.73 [7]	1:23.78 [7]	1:11.69 [7]	0:59.73 [7]	0:48.00 [7]	0:36.38	+12
		Jai Williams		1800m	1800m	(0:15.16)	(0:11.36)	(0:11.95)	(0:12.09)	(0:11.96)	(0:11.73)	(0:11.62)		
5	5	PAPAL MISS	6	62.8	0:11.63	2:02.27 [5]	1:47.35 [7]	1:35.66 [8]	1:23.44 [8]	1:11.55 [8]	0:59.50 [8]	0:47.87 [8]	0:36.24	+0
		Girish Goomany		800m	1000m	(0:14.92)	(0:11.69)	(0:12.22)	(0:11.89)	(0:12.05)	(0:11.63)	(0:11.63)		
6	6	SKYLON	5	62.8	0:11.73	2:02.29 [6]	1:48.21 [2]	1:36.44 [3]	1:24.63 [3]	1:12.50 [3]	1:00.44 [3]	0:48.71 [3]	0:36.78	+4
		Ryan Wiggins		1800m	1000m	(0:14.08)	(0:11.77)	(0:11.81)	(0:12.13)	(0:12.06)	(0:11.73)	(0:11.93)		
7	8	PATTI WAGGIN	7	65.7	0:11.48	2:03.40 [7]	1:49.09 [4]	1:37.61 [2]	1:25.78 [2]	1:13.74 [2]	1:02.13 [1]	0:50.39 [1]	0:38.32	+5
		Lilli Barr		Overall	1800m	(0:14.31)	(0:11.48)	(0:11.83)	(0:12.04)	(0:11.61)	(0:11.74)	(0:12.07)		
8	4	TIRITIRI	3	64.6	0:11.74	2:03.48 [8]	1:49.08 [5]	1:37.30 [5]	1:25.33 [4]	1:13.23 [4]	1:01.26 [5]	0:49.52 [5]	0:37.74	+5
		Matthew Palmer		1800m	1000m	(0:14.40)	(0:11.78)	(0:11.97)	(0:12.10)	(0:11.97)	(0:11.74)	(0:11.78)		



Aquis Park Gold Coast Poly QLD Professional
Race 4: CURRUMBIN EAGLES FOOTBALL CLUB BENCHMARK 62
Handicap - 2000m
18 May 2024 - 13:49



Track Rating: Synthetic, Weather: Fine, Rail Position: True

Section		600m			400m			200m			Last 600m	
Field Times		0:36.90 (0:12.22)			0:24.68 (0:12.21)			0:12.47 (0:12.47)			0:36.90	
Rank	TAB	Horse/Jockey	Barrier	Top Speed [km/h]	Fastest Section				Margin			
											Distance Travelled [m]	
1	3	VIADELAMORE	4	62.8	0:11.71	0:36.36 [4]	0:24.42 [4]	0:12.35 [3]	2:01.98		0:36.36	
		Jag Guthmann-Chester		Overall	1000m	(0:11.94)	(0:12.07)	(0:12.35)				
2	7	SAXON BRAVE	8	64.4	0:11.76	0:36.77 [2]	0:24.70 [1]	0:12.49 [1]	0.1L		0:36.77	+0
		Noriyuki Masuda		Overall	1000m	(0:12.07)	(0:12.21)	(0:12.49)				
3	2	TROPIC SANDS	1	64.3	0:11.54	0:36.35 [5]	0:24.45 [5]	0:12.29 [4]	0.3L		0:36.35	-1
		Boris Thornton		Overall	800m	(0:11.90)	(0:12.16)	(0:12.29)				
4	1	ZOOMURUDI	2	65.4	0:11.36	0:36.38 [7]	0:24.64 [6]	0:12.44 [5]	1.3L		0:36.38	+12
		Jai Williams		1800m	1800m	(0:11.74)	(0:12.20)	(0:12.44)				
5	5	PAPAL MISS	6	62.8	0:11.63	0:36.24 [8]	0:24.28 [8]	0:12.18 [6]	1.4L		0:36.24	+0
		Girish Goomany		800m	1000m	(0:11.96)	(0:12.10)	(0:12.18)				
6	6	SKYLON	5	62.8	0:11.73	0:36.78 [3]	0:24.85 [3]	0:12.70 [2]	1.5L		0:36.78	+4
		Ryan Wiggins		1800m	1000m	(0:11.93)	(0:12.15)	(0:12.70)				
7	8	PATTI WAGGIN	7	65.7	0:11.48	0:38.32 [1]	0:26.03 [2]	0:13.23 [7]	8L		0:38.32	+5
		Lilli Barr		Overall	1800m	(0:12.29)	(0:12.80)	(0:13.23)				
8	4	TIRITIRI	3	64.6	0:11.74	0:37.74 [6]	0:25.69 [7]	0:13.03 [8]	8.4L		0:37.74	+5
		Matthew Palmer		1800m	1000m	(0:12.05)	(0:12.66)	(0:13.03)				



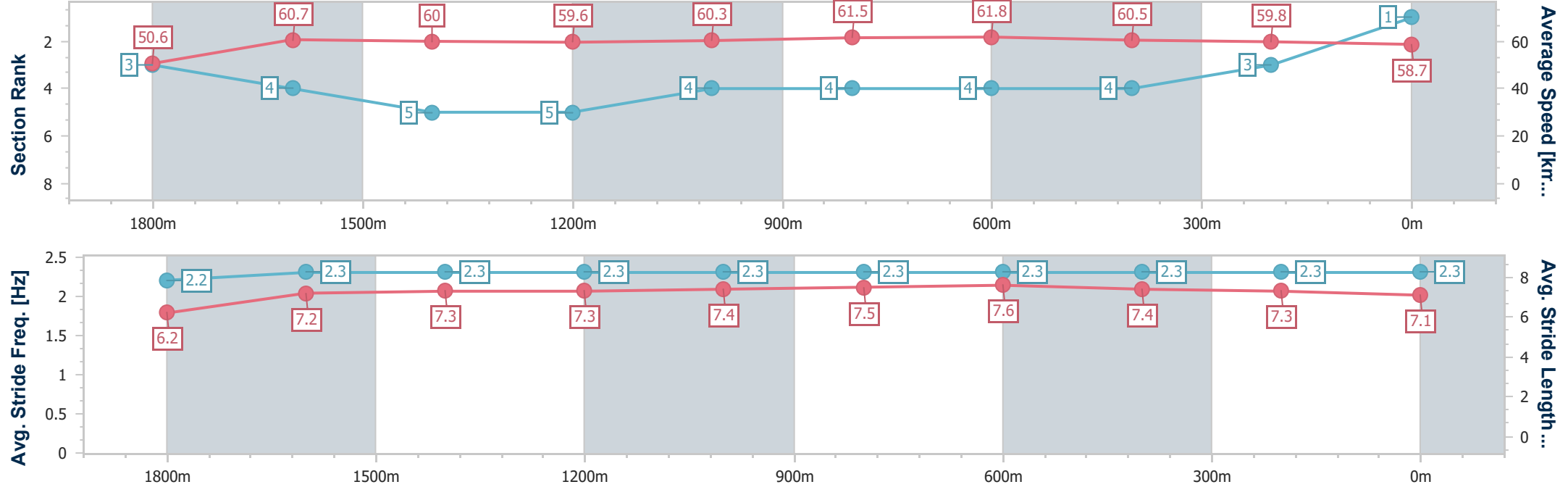
Horse/Jockey Name	Viadelamore
Final Rank	1
Fastest Section Time (Section)	0:11.71 (1000m)
Top Speed [km/h] (Section)	62.8 (Overall)
Race State	Finished



Aquis Park Gold Coast Poly QLD Professional
Race 4: CURRUMBIN EAGLES FOOTBALL CLUB BENCHMARK AQUIS PARK
62 Handicap - 2000m
18 May 2024 - 13:49

Track Rating: Synthetic, Weather: Fine, Rail Position: True

Section	Overall	1800m	1600m	1400m	1200m	1000m	800m	600m	400m	200m			
Section Times	2:01.98 [1] (0:14.23)	1:47.75 [3] (0:11.89)	1:35.86 [4] (0:12.05)	1:23.81 [5] (0:12.11)	1:11.70 [5] (0:11.92)	0:59.78 [4] (0:11.71)	0:48.07 [4] (0:11.71)	0:36.36 [4] (0:11.94)	0:24.42 [4] (0:12.07)	0:12.35 [3] (0:12.35)			
Average Speed [km/h]	50.6	60.7	60.0	59.6	60.3	61.5	61.8	60.5	59.8	58.7			
Top Speed [km/h]	62.8	62.5	61.3	60.1	61.9	62.3	62.3	61.8	60.5	59.5			
Avg. Dist. to Rail [m]	1.4	0.6	0.9	0.6	0.9	0.7	0.6	0.7	2.5	3.0			
Avg. Stride Freq. [Hz]	2.2	2.3	2.3	2.3	2.3	2.3	2.3	2.3	2.3	2.3			
Avg. Stride Length [m]	6.2	7.2	7.3	7.3	7.4	7.5	7.6	7.4	7.3	7.1			



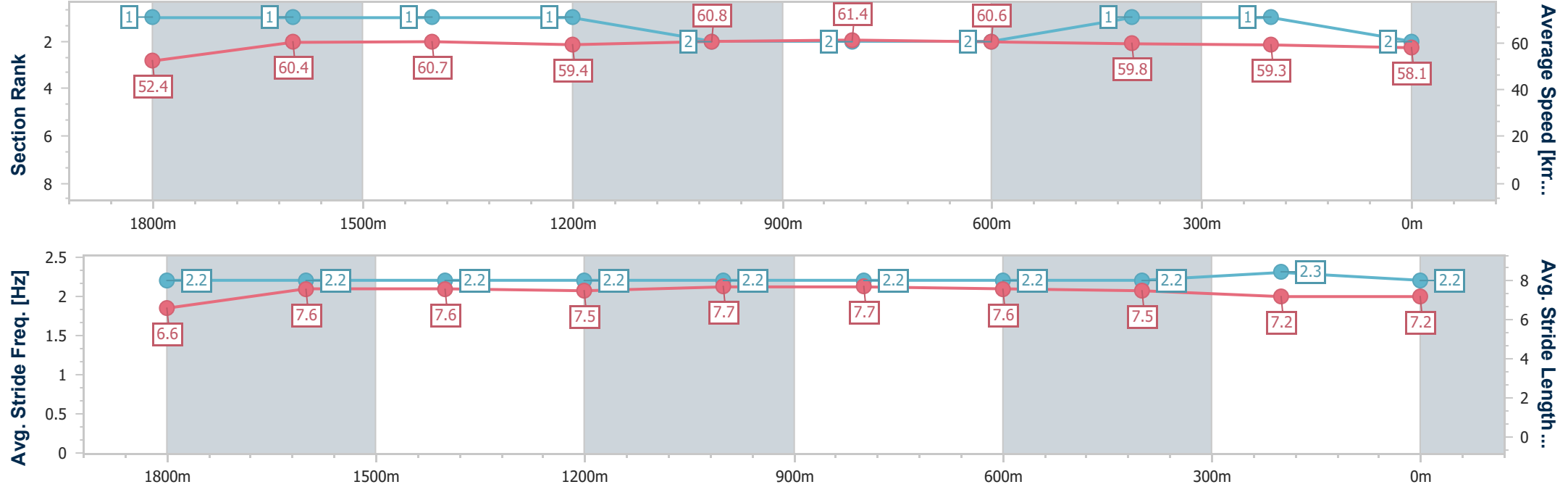


Horse/Jockey Name	Saxon Brave
Final Rank	2
Fastest Section Time (Section)	0:11.76 (1000m)
Top Speed [km/h] (Section)	64.4 (Overall)
Race State	Finished



Aquis Park Gold Coast Poly QLD Professional
Race 4: CURRUMBIN EAGLES FOOTBALL CLUB BENCHMARK AQUIS PARK
62 Handicap - 2000m
18 May 2024 - 13:49
Track Rating: Synthetic, Weather: Fine, Rail Position: True

Section	Overall	1800m	1600m	1400m	1200m	1000m	800m	600m	400m	200m			
Section Times	2:02.00 [2] (0:13.80)	1:48.20 [1] (0:11.89)	1:36.31 [1] (0:11.88)	1:24.43 [1] (0:12.06)	1:12.37 [1] (0:11.87)	1:00.50 [2] (0:11.76)	0:48.74 [2] (0:11.97)	0:36.77 [2] (0:12.07)	0:24.70 [1] (0:12.21)	0:12.49 [1] (0:12.49)			
Average Speed [km/h]	52.4	60.4	60.7	59.4	60.8	61.4	60.6	59.8	59.3	58.1			
Top Speed [km/h]	64.4	62.5	61.1	60.5	61.9	61.9	60.8	60.9	60.2	59.2			
Avg. Dist. to Rail [m]	5.2	0.8	0.2	0.4	1.2	1.6	1.0	1.0	4.1	5.6			
Avg. Stride Freq. [Hz]	2.2	2.2	2.2	2.2	2.2	2.2	2.2	2.2	2.3	2.2			
Avg. Stride Length [m]	6.6	7.6	7.6	7.5	7.7	7.7	7.6	7.5	7.2	7.2			





Horse/Jockey Name	Tropic Sands
Final Rank	3
Fastest Section Time (Section)	0:11.54 (800m)
Top Speed [km/h] (Section)	64.3 (Overall)
Race State	Finished

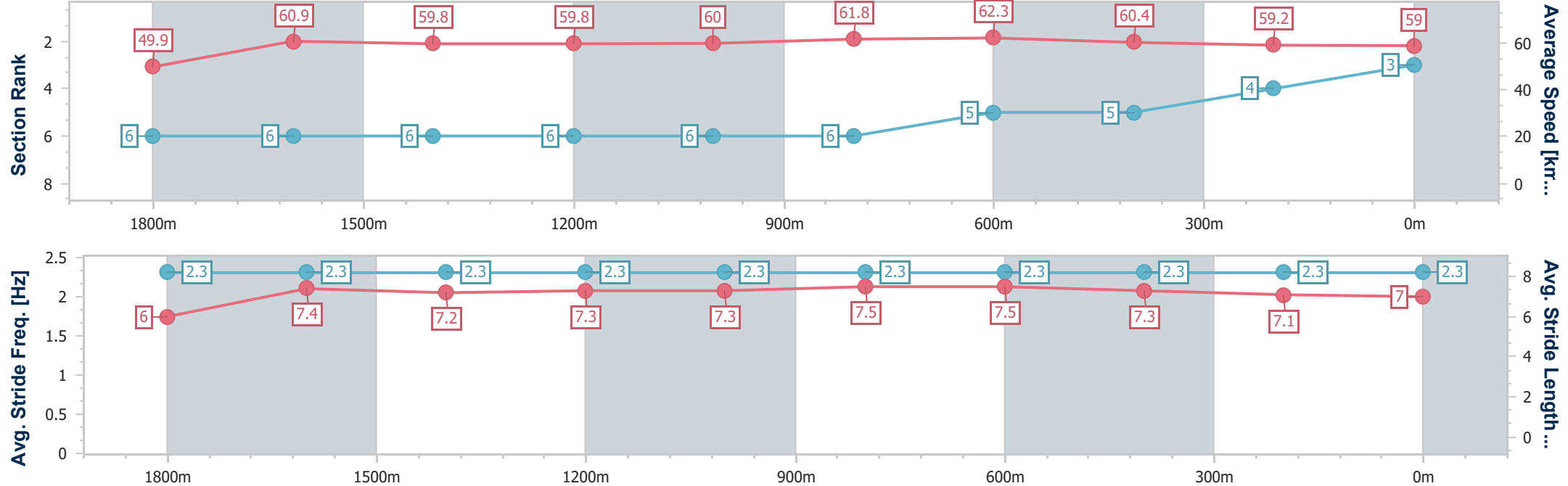


Aquis Park Gold Coast Poly QLD Professional
Race 4: CURRUMBIN EAGLES FOOTBALL CLUB BENCHMARK
62 Handicap - 2000m
18 May 2024 - 13:49



Track Rating: Synthetic, Weather: Fine, Rail Position: True

Section	Overall	1800m	1600m	1400m	1200m	1000m	800m	600m	400m	200m			
Section Times	2:02.04 [3] (0:14.46)	1:47.58 [6] (0:11.87)	1:35.71 [6] (0:12.06)	1:23.65 [6] (0:12.08)	1:11.57 [6] (0:12.00)	0:59.57 [6] (0:11.68)	0:47.89 [6] (0:11.54)	0:36.35 [5] (0:11.90)	0:24.45 [5] (0:12.16)	0:12.29 [4] (0:12.29)			
Average Speed [km/h]	49.9	60.9	59.8	59.8	60.0	61.8	62.3	60.4	59.2	59.0			
Top Speed [km/h]	64.3	63.9	61.7	60.7	61.2	62.5	62.7	62.0	61.0	59.8			
Avg. Dist. to Rail [m]	0.4	0.9	1.1	0.5	1.1	0.9	0.5	0.2	2.0	2.3			
Avg. Stride Freq. [Hz]	2.3	2.3	2.3	2.3	2.3	2.3	2.3	2.3	2.3	2.3			
Avg. Stride Length [m]	6.0	7.4	7.2	7.3	7.3	7.5	7.5	7.3	7.1	7.0			





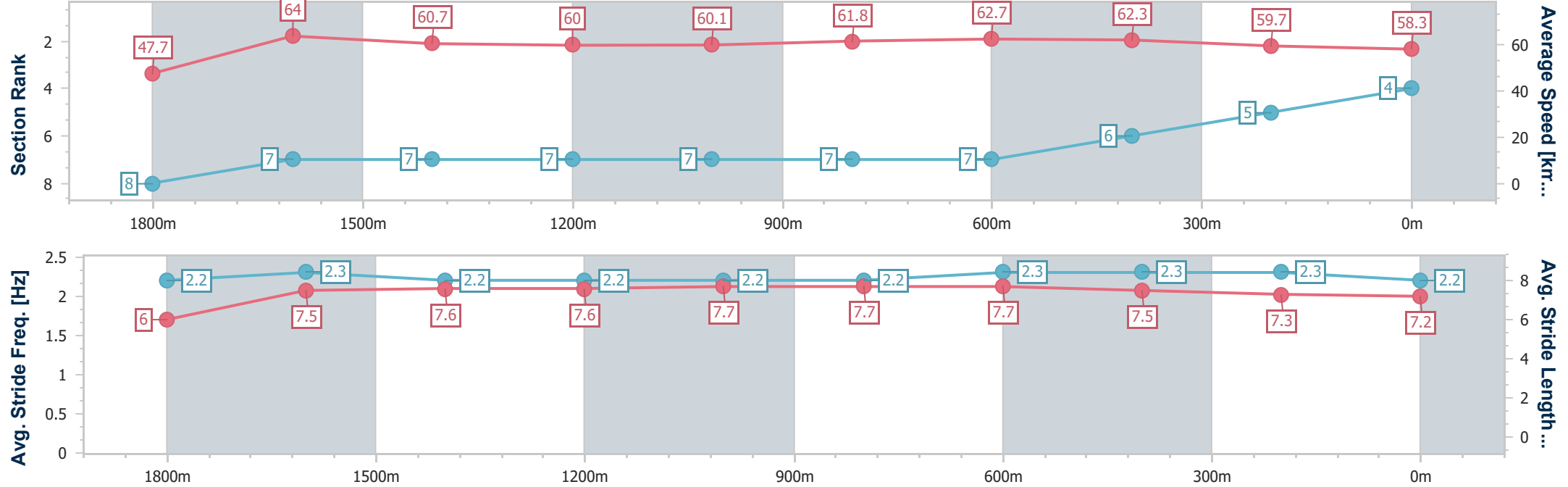
Horse/Jockey Name	Zoomurudi
Final Rank	4
Fastest Section Time (Section)	0:11.36 (1800m)
Top Speed [km/h] (Section)	65.4 (1800m)
Race State	Finished



Aquis Park Gold Coast Poly QLD Professional
Race 4: CURRUMBIN EAGLES FOOTBALL CLUB BENCHMARK AQUIS PARK
62 Handicap - 2000m
18 May 2024 - 13:49

Track Rating: Synthetic, Weather: Fine, Rail Position: True

Section	Overall	1800m	1600m	1400m	1200m	1000m	800m	600m	400m	200m			
Section Times	2:02.25 [4] (0:15.16)	1:47.09 [8] (0:11.36)	1:35.73 [7] (0:11.95)	1:23.78 [7] (0:12.09)	1:11.69 [7] (0:11.96)	0:59.73 [7] (0:11.73)	0:48.00 [7] (0:11.62)	0:36.38 [7] (0:11.74)	0:24.64 [6] (0:12.20)	0:12.44 [5] (0:12.44)			
Average Speed [km/h]	47.7	64.0	60.7	60.0	60.1	61.8	62.7	62.3	59.7	58.3			
Top Speed [km/h]	61.3	65.4	62.5	61.4	61.6	62.5	63.3	63.4	61.5	59.2			
Avg. Dist. to Rail [m]	1.0	2.2	2.0	1.3	2.1	1.8	2.6	3.4	5.8	3.9			
Avg. Stride Freq. [Hz]	2.2	2.3	2.2	2.2	2.2	2.2	2.3	2.3	2.3	2.2			
Avg. Stride Length [m]	6.0	7.5	7.6	7.6	7.7	7.7	7.7	7.5	7.3	7.2			





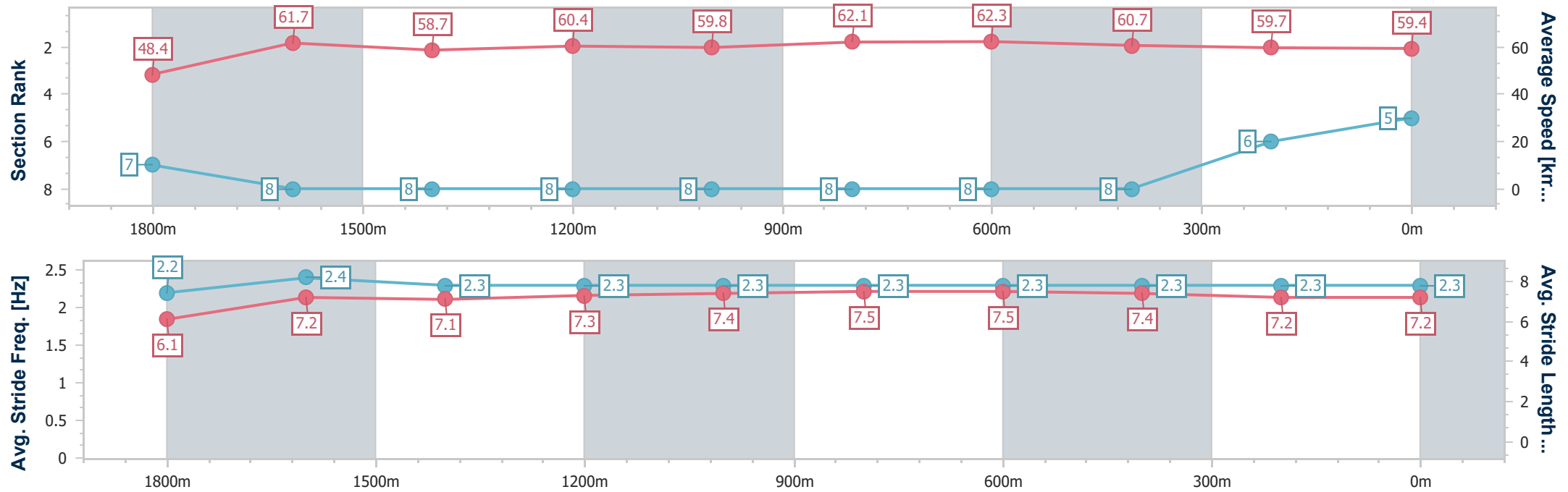
Horse/Jockey Name	Papal Miss
Final Rank	5
Fastest Section Time (Section)	0:11.63 (1000m)
Top Speed [km/h] (Section)	62.8 (800m)
Race State	Finished



Aquis Park Gold Coast Poly QLD Professional
Race 4: CURRUMBIN EAGLES FOOTBALL CLUB BENCHMARK AQUIS PARK
62 Handicap - 2000m
18 May 2024 - 13:49

Track Rating: Synthetic, Weather: Fine, Rail Position: True

Section	Overall	1800m	1600m	1400m	1200m	1000m	800m	600m	400m	200m			
Section Times	2:02.27 [5] (0:14.92)	1:47.35 [7] (0:11.69)	1:35.66 [8] (0:12.22)	1:23.44 [8] (0:11.89)	1:11.55 [8] (0:12.05)	0:59.50 [8] (0:11.63)	0:47.87 [8] (0:11.63)	0:36.24 [8] (0:11.96)	0:24.28 [8] (0:12.10)	0:12.18 [6] (0:12.18)			
Average Speed [km/h]	48.4	61.7	58.7	60.4	59.8	62.1	62.3	60.7	59.7	59.4			
Top Speed [km/h]	59.9	62.7	61.1	61.4	60.6	62.6	62.8	62.8	60.3	60.0			
Avg. Dist. to Rail [m]	2.9	0.5	0.3	0.3	0.7	0.8	1.6	1.4	2.3	2.0			
Avg. Stride Freq. [Hz]	2.2	2.4	2.3	2.3	2.3	2.3	2.3	2.3	2.3	2.3			
Avg. Stride Length [m]	6.1	7.2	7.1	7.3	7.4	7.5	7.5	7.4	7.2	7.2			





Horse/Jockey Name	Sylon
Final Rank	6
Fastest Section Time (Section)	0:11.73 (1000m)
Top Speed [km/h] (Section)	62.8 (1800m)
Race State	Finished

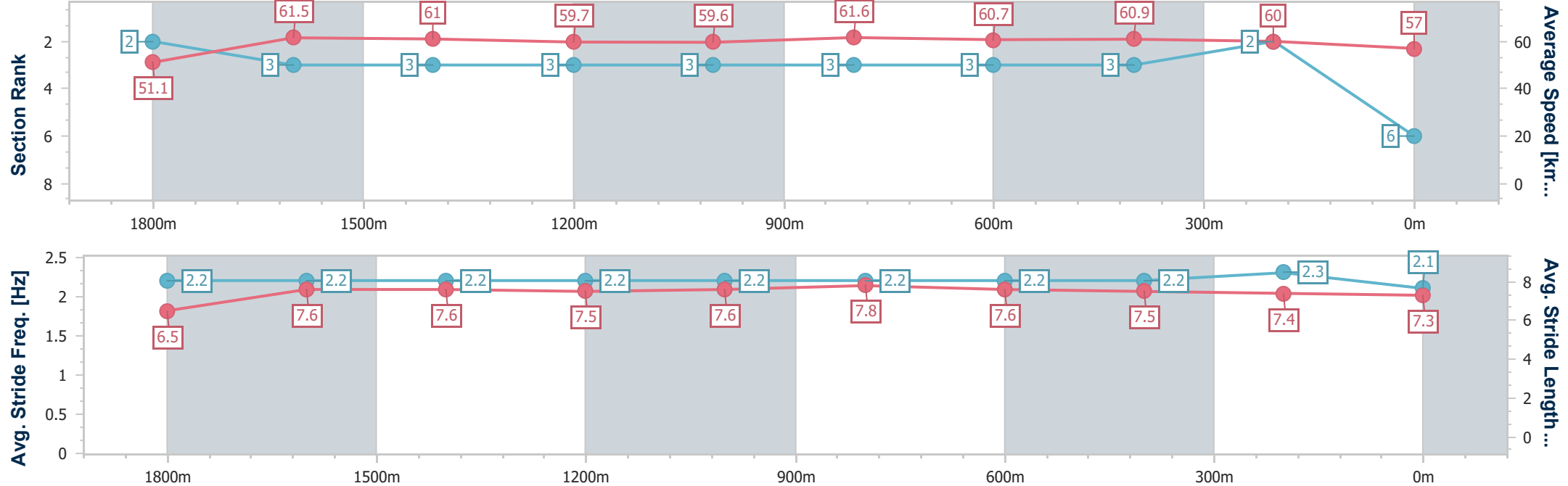


Aquis Park Gold Coast Poly QLD Professional
Race 4: CURRUMBIN EAGLES FOOTBALL CLUB BENCHMARK
62 Handicap - 2000m
18 May 2024 - 13:49



Track Rating: Synthetic, Weather: Fine, Rail Position: True

Section	Overall	1800m	1600m	1400m	1200m	1000m	800m	600m	400m	200m			
Section Times	2:02.29 [6] (0:14.08)	1:48.21 [2] (0:11.77)	1:36.44 [3] (0:11.81)	1:24.63 [3] (0:12.13)	1:12.50 [3] (0:12.06)	1:00.44 [3] (0:11.73)	0:48.71 [3] (0:11.93)	0:36.78 [3] (0:11.93)	0:24.85 [3] (0:12.15)	0:12.70 [2] (0:12.70)			
Average Speed [km/h]	51.1	61.5	61.0	59.7	59.6	61.6	60.7	60.9	60.0	57.0			
Top Speed [km/h]	62.7	62.8	61.9	61.2	60.5	62.6	61.5	61.2	61.0	59.1			
Avg. Dist. to Rail [m]	3.0	1.4	0.7	0.4	2.4	1.5	1.0	1.5	6.7	8.2			
Avg. Stride Freq. [Hz]	2.2	2.2	2.2	2.2	2.2	2.2	2.2	2.2	2.3	2.1			
Avg. Stride Length [m]	6.5	7.6	7.6	7.5	7.6	7.8	7.6	7.5	7.4	7.3			



[] Ranking at each section and finish
-.-.- No data available at this section
NA No data available



Horse/Jockey Name	Patti Waggin
Final Rank	7
Fastest Section Time (Section)	0:11.48 (1800m)
Top Speed [km/h] (Section)	65.7 (Overall)
Race State	Finished

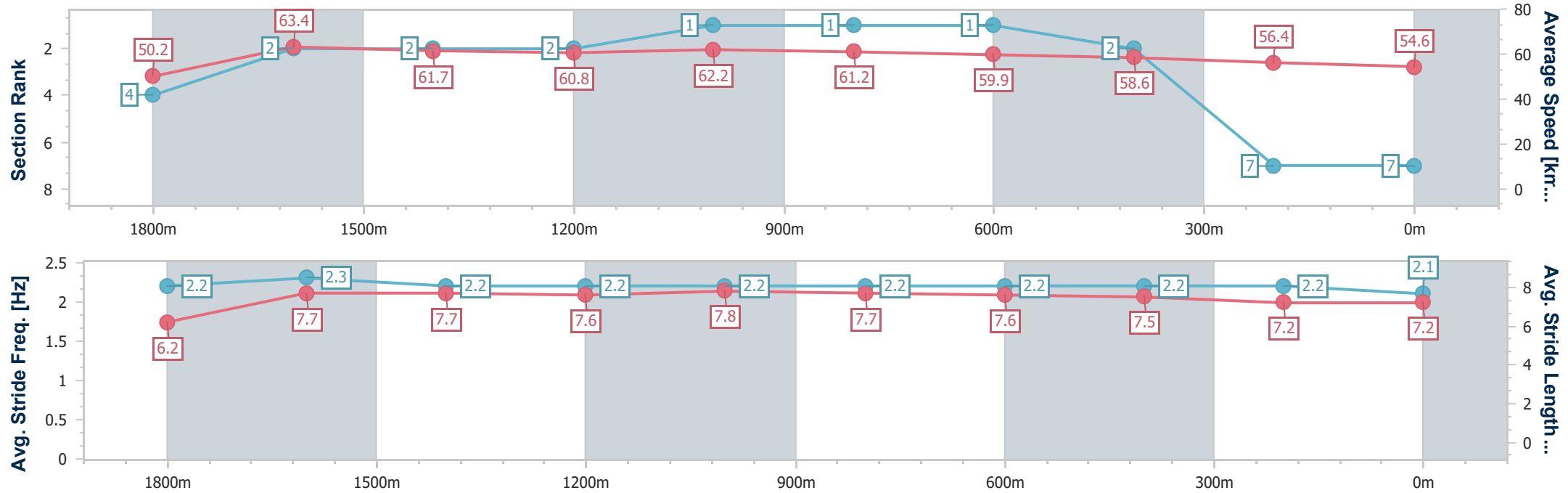


Aquis Park Gold Coast Poly QLD Professional
Race 4: CURRUMBIN EAGLES FOOTBALL CLUB BENCHMARK
62 Handicap - 2000m
18 May 2024 - 13:49



Track Rating: Synthetic, Weather: Fine, Rail Position: True

Section	Overall	1800m	1600m	1400m	1200m	1000m	800m	600m	400m	200m			
Section Times	2:03.40 [7] (0:14.31)	1:49.09 [4] (0:11.48)	1:37.61 [2] (0:11.83)	1:25.78 [2] (0:12.04)	1:13.74 [2] (0:11.61)	1:02.13 [1] (0:11.74)	0:50.39 [1] (0:12.07)	0:38.32 [1] (0:12.29)	0:26.03 [2] (0:12.80)	0:13.23 [7] (0:13.23)			
Average Speed [km/h]	50.2	63.4	61.7	60.8	62.2	61.2	59.9	58.6	56.4	54.6			
Top Speed [km/h]	65.7	64.4	62.2	61.2	62.4	62.2	60.3	59.8	57.1	55.4			
Avg. Dist. to Rail [m]	4.9	3.0	3.2	2.6	2.1	0.6	0.3	0.2	0.8	1.4			
Avg. Stride Freq. [Hz]	2.2	2.3	2.2	2.2	2.2	2.2	2.2	2.2	2.2	2.1			
Avg. Stride Length [m]	6.2	7.7	7.7	7.6	7.8	7.7	7.6	7.5	7.2	7.2			





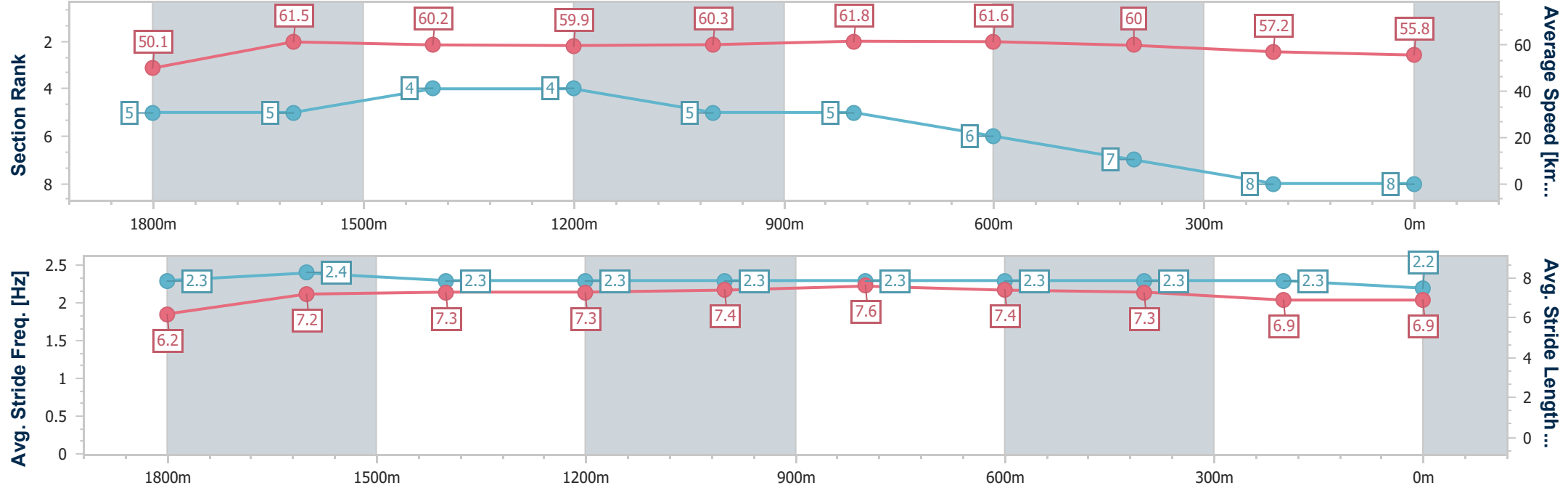
Horse/Jockey Name	Tiritiri
Final Rank	8
Fastest Section Time (Section)	0:11.74 (1000m)
Top Speed [km/h] (Section)	64.6 (1800m)
Race State	Finished



Aquis Park Gold Coast Poly QLD Professional
Race 4: CURRUMBIN EAGLES FOOTBALL CLUB BENCHMARK AQUIS PARK
62 Handicap - 2000m
18 May 2024 - 13:49

Track Rating: Synthetic, Weather: Fine, Rail Position: True

Section	Overall	1800m	1600m	1400m	1200m	1000m	800m	600m	400m	200m			
Section Times	2:03.48 [8] (0:14.40)	1:49.08 [5] (0:11.78)	1:37.30 [5] (0:11.97)	1:25.33 [4] (0:12.10)	1:13.23 [4] (0:11.97)	1:01.26 [5] (0:11.74)	0:49.52 [5] (0:11.78)	0:37.74 [6] (0:12.05)	0:25.69 [7] (0:12.66)	0:13.03 [8] (0:13.03)			
Average Speed [km/h]	50.1	61.5	60.2	59.9	60.3	61.8	61.6	60.0	57.2	55.8			
Top Speed [km/h]	63.2	64.6	61.1	60.7	61.5	62.8	62.4	62.5	57.8	56.8			
Avg. Dist. to Rail [m]	1.8	1.6	1.3	1.0	2.3	2.5	1.4	1.2	4.1	4.2			
Avg. Stride Freq. [Hz]	2.3	2.4	2.3	2.3	2.3	2.3	2.3	2.3	2.3	2.2			
Avg. Stride Length [m]	6.2	7.2	7.3	7.3	7.4	7.6	7.4	7.3	6.9	6.9			





Aquis Park Gold Coast Poly QLD Professional
Race 5: MEMBERS & MATES GCTC 29 JUNE Maiden Handicap - 1540m
18 May 2024 - 14:25



Track Rating: Synthetic, Weather: Fine, Rail Position: True

Section					Overall	1400m	1200m	1000m	800m	600m	400m	Last 600m		
Field Times					1:32.99 (0:10.43)	1:22.56 (0:11.94)	1:10.62 (0:11.64)	0:58.98 (0:11.61)	0:47.37 (0:11.45)	0:35.92 (0:11.68)	0:24.24 (0:11.96)	0:35.92		
Rank	TAB	Horse/Jockey	Barrier	Top Speed [km/h]	Fastest Section									Distance Travelled [m]
1	4	IRENE'S BEST	2	65.3	0:10.93	1:32.99 [1]	1:22.06 [6]	1:09.92 [7]	0:58.23 [8]	0:46.46 [8]	0:35.05 [8]	0:23.70 [7]	0:35.05	
		Boris Thornton		600m	Overall	(0:10.93)	(0:12.14)	(0:11.69)	(0:11.77)	(0:11.41)	(0:11.35)	(0:11.73)		
2	7	SPACE JOURNEY	4	65.4	0:10.67	1:33.01 [2]	1:22.34 [3]	1:10.26 [4]	0:58.67 [3]	0:47.39 [1]	0:35.94 [1]	0:24.26 [1]	0:35.94	+5
		Andrew Spinks		1000m	Overall	(0:10.67)	(0:12.08)	(0:11.59)	(0:11.28)	(0:11.45)	(0:11.68)	(0:11.96)		
3	3	WEEKEND ARTIST	14	64.6	0:10.53	1:33.30 [3]	1:22.77 [2]	1:10.67 [3]	0:58.88 [4]	0:47.21 [4]	0:35.84 [4]	0:24.28 [4]	0:35.84	+3
		Matthew Palmer		800m	Overall	(0:10.53)	(0:12.10)	(0:11.79)	(0:11.67)	(0:11.37)	(0:11.56)	(0:12.08)		
4	12	STILETTOS	10	64.4	0:10.43	1:33.49 [4]	1:23.06 [1]	1:11.12 [1]	0:59.48 [1]	0:47.84 [2]	0:36.35 [2]	0:24.52 [3]	0:36.35	+2
		Brendan Ward		800m	Overall	(0:10.43)	(0:11.94)	(0:11.64)	(0:11.64)	(0:11.49)	(0:11.83)	(0:11.85)		
5	9	VIDYA	1	64.0	0:10.83	1:33.52 [5]	1:22.69 [5]	1:10.71 [5]	0:59.03 [5]	0:47.40 [5]	0:36.00 [5]	0:24.43 [5]	0:36.00	-5
		Casey Waddell		800m	Overall	(0:10.83)	(0:11.98)	(0:11.68)	(0:11.63)	(0:11.40)	(0:11.57)	(0:11.92)		
6	14	BETTER THAN LOVE	9	64.3	0:10.71	1:33.53 [6]	1:22.82 [4]	1:11.05 [2]	0:59.34 [2]	0:47.76 [3]	0:36.24 [3]	0:24.62 [2]	0:36.24	+7
		Nozi Tomizawa		600m	Overall	(0:10.71)	(0:11.77)	(0:11.71)	(0:11.58)	(0:11.52)	(0:11.62)	(0:12.17)		
7	6	DELIBES	3	65.3	0:10.94	1:33.54 [7]	1:22.60 [7]	1:10.47 [6]	0:58.87 [7]	0:47.26 [6]	0:35.88 [6]	0:24.33 [6]	0:35.88	+10
		Jai Williams		800m	Overall	(0:10.94)	(0:12.13)	(0:11.60)	(0:11.61)	(0:11.38)	(0:11.55)	(0:12.06)		
8	11	AMERICOLA	7	65.1	0:11.08	1:33.75 [8]	1:22.67 [8]	1:10.62 [8]	0:59.10 [6]	0:47.39 [7]	0:36.04 [7]	0:24.43 [8]	0:36.04	+4
		Girish Goomany		800m	Overall	(0:11.08)	(0:12.05)	(0:11.52)	(0:11.71)	(0:11.35)	(0:11.61)	(0:12.08)		

Scratched: Sistine Chapel (#10), Kingfield (#1), Miss Dynamo (#2), Meanasenko (#5), Blue As Blue (#8), Destiny Dalai (#13), With Diamonds (#15)



Aquis Park Gold Coast Poly QLD Professional
Race 5: MEMBERS & MATES GCTC 29 JUNE Maiden Handicap - 1540m
18 May 2024 - 14:25



Track Rating: Synthetic, Weather: Fine, Rail Position: True

Section						200m				Last 600m
Field Times						0:12.28 (0:12.28)				0:35.92
Rank	TAB	Horse/Jockey	Barrier	Top Speed [km/h]	Fastest Section	Margin				Distance Travelled [m]
1	4	IRENE'S BEST	2	65.3	0:10.93	0:11.97 [4]	1:32.99			0:35.05
		Boris Thornton		600m	Overall	(0:11.97)				
2	7	SPACE JOURNEY	4	65.4	0:10.67	0:12.30 [1]	0.1L			0:35.94 +5
		Andrew Spinks		1000m	Overall	(0:12.30)				
3	3	WEEKEND ARTIST	14	64.6	0:10.53	0:12.20 [6]	1.6L			0:35.84 +3
		Matthew Palmer		800m	Overall	(0:12.20)				
4	12	STILETTOS	10	64.4	0:10.43	0:12.67 [2]	2.6L			0:36.35 +2
		Brendan Ward		800m	Overall	(0:12.67)				
5	9	VIDYA	1	64.0	0:10.83	0:12.51 [3]	2.8L			0:36.00 -5
		Casey Waddell		800m	Overall	(0:12.51)				
6	14	BETTER THAN LOVE	9	64.3	0:10.71	0:12.45 [5]	2.9L			0:36.24 +7
		Nozi Tomizawa		600m	Overall	(0:12.45)				
7	6	DELIBES	3	65.3	0:10.94	0:12.27 [7]	3L			0:35.88 +10
		Jai Williams		800m	Overall	(0:12.27)				
8	11	AMERICOLA	7	65.1	0:11.08	0:12.35 [8]	4L			0:36.04 +4
		Girish Goomany		800m	Overall	(0:12.35)				

Scratched: Sistine Chapel (#10), Kingfield (#1), Miss Dynamo (#2), Meanasenko (#5), Blue As Blue (#8), Destiny Dalai (#13), With Diamonds (#15)



Horse/Jockey Name	Irene's Best
Final Rank	1
Fastest Section Time (Section)	0:10.93 (Overall)
Top Speed [km/h] (Section)	65.3 (600m)
Race State	Finished



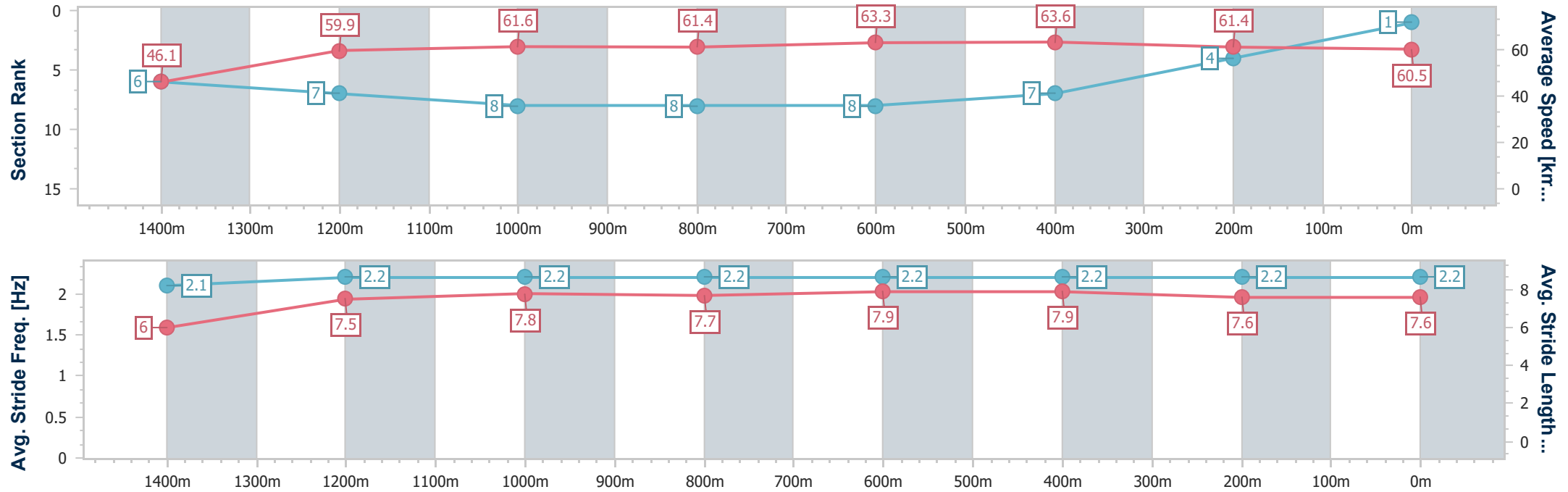
Aquis Park Gold Coast Poly QLD Professional
Race 5: MEMBERS & MATES GCTC 29 JUNE Maiden Handicap - 1540m



18 May 2024 - 14:25

Track Rating: Synthetic, Weather: Fine, Rail Position: True

Section	Overall	1400m	1200m	1000m	800m	600m	400m	200m					
Section Times	1:32.99 [1] (0:10.93)	1:22.06 [6] (0:12.14)	1:09.92 [7] (0:11.69)	0:58.23 [8] (0:11.77)	0:46.46 [8] (0:11.41)	0:35.05 [8] (0:11.35)	0:23.70 [7] (0:11.73)	0:11.97 [4] (0:11.97)					
Average Speed [km/h]	46.1	59.9	61.6	61.4	63.3	63.6	61.4	60.5					
Top Speed [km/h]	60.0	61.0	62.6	62.5	64.4	65.3	62.7	62.3					
Avg. Dist. to Rail [m]	3.4	1.3	1.5	1.6	0.4	0.6	1.6	1.8					
Avg. Stride Freq. [Hz]	2.1	2.2	2.2	2.2	2.2	2.2	2.2	2.2					
Avg. Stride Length [m]	6.0	7.5	7.8	7.7	7.9	7.9	7.6	7.6					





Horse/Jockey Name	Space Journey
Final Rank	2
Fastest Section Time (Section)	0:10.67 (Overall)
Top Speed [km/h] (Section)	65.4 (1000m)
Race State	Finished



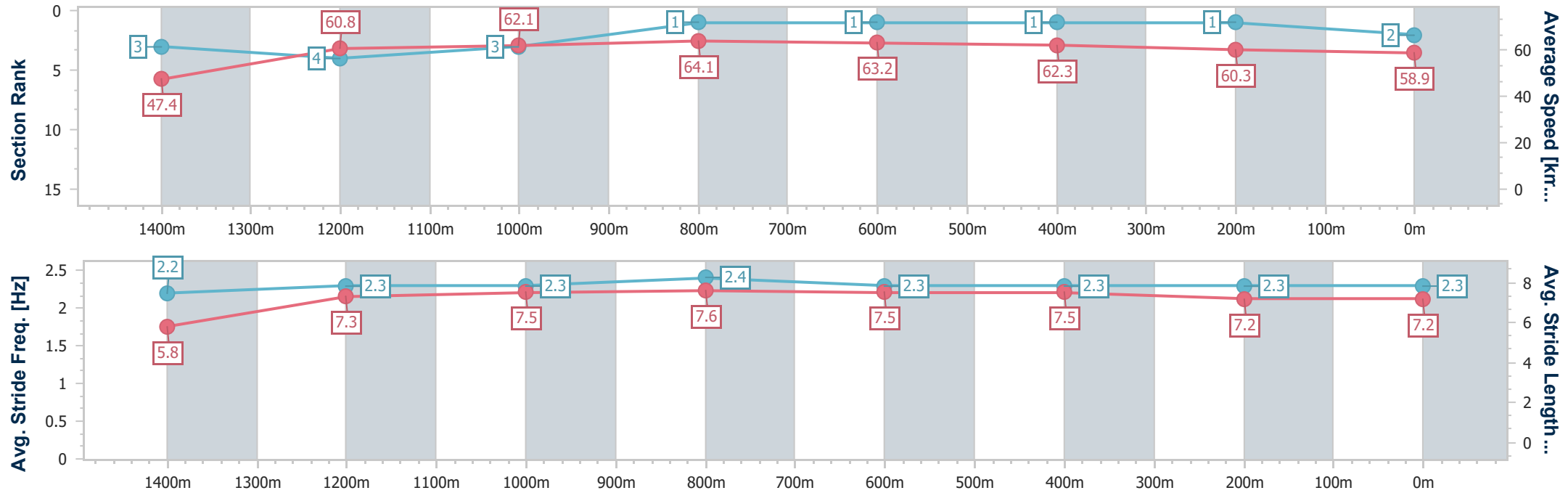
Aquis Park Gold Coast Poly QLD Professional
Race 5: MEMBERS & MATES GCTC 29 JUNE Maiden Handicap - 1540m



18 May 2024 - 14:25

Track Rating: Synthetic, Weather: Fine, Rail Position: True

Section	Overall	1400m	1200m	1000m	800m	600m	400m	200m					
Section Times	1:33.01 [2] (0:10.67)	1:22.34 [3] (0:12.08)	1:10.26 [4] (0:11.59)	0:58.67 [3] (0:11.28)	0:47.39 [1] (0:11.45)	0:35.94 [1] (0:11.68)	0:24.26 [1] (0:11.96)	0:12.30 [1] (0:12.30)					
Average Speed [km/h]	47.4	60.8	62.1	64.1	63.2	62.3	60.3	58.9					
Top Speed [km/h]	61.6	63.0	63.8	65.4	64.4	64.2	61.8	59.9					
Avg. Dist. to Rail [m]	4.5	2.5	2.8	1.9	1.4	2.5	2.0	2.1					
Avg. Stride Freq. [Hz]	2.2	2.3	2.3	2.4	2.3	2.3	2.3	2.3					
Avg. Stride Length [m]	5.8	7.3	7.5	7.6	7.5	7.5	7.2	7.2					





Horse/Jockey Name	Weekend Artist
Final Rank	3
Fastest Section Time (Section)	0:10.53 (Overall)
Top Speed [km/h] (Section)	64.6 (800m)
Race State	Finished



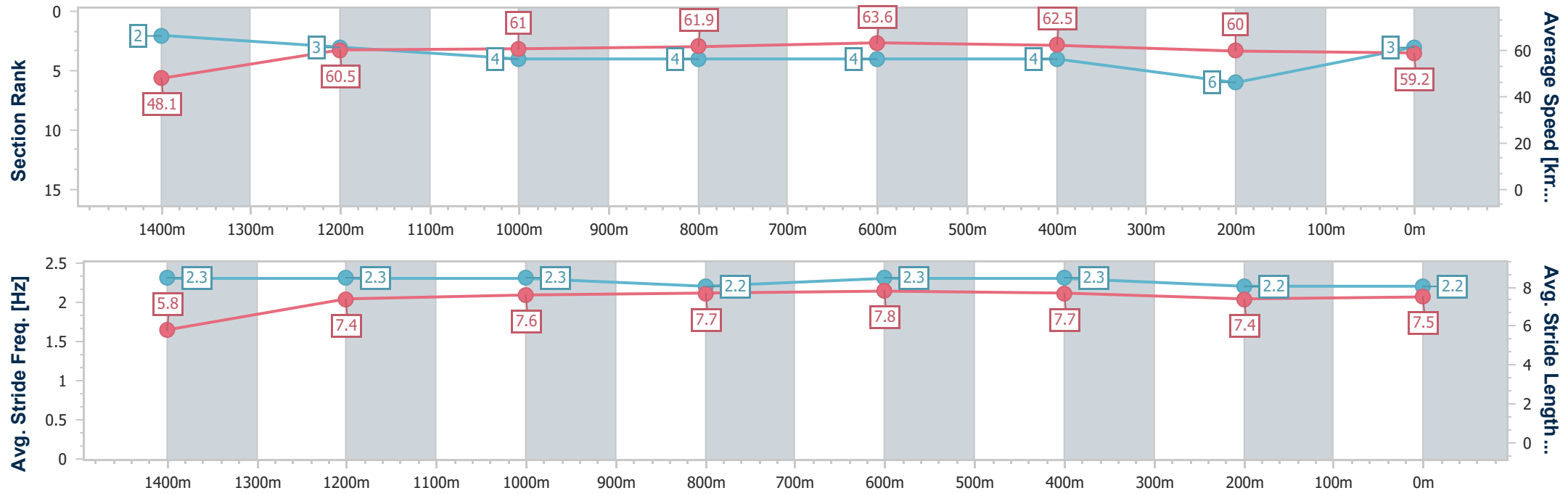
Aquis Park Gold Coast Poly QLD Professional
Race 5: MEMBERS & MATES GCTC 29 JUNE Maiden Handicap - 1540m



18 May 2024 - 14:25

Track Rating: Synthetic, Weather: Fine, Rail Position: True

Section	Overall	1400m	1200m	1000m	800m	600m	400m	200m					
Section Times	1:33.30 [3] (0:10.53)	1:22.77 [2] (0:12.10)	1:10.67 [3] (0:11.79)	0:58.88 [4] (0:11.67)	0:47.21 [4] (0:11.37)	0:35.84 [4] (0:11.56)	0:24.28 [4] (0:12.08)	0:12.20 [6] (0:12.20)					
Average Speed [km/h]	48.1	60.5	61.0	61.9	63.6	62.5	60.0	59.2					
Top Speed [km/h]	61.8	61.3	61.7	63.3	64.6	64.0	61.2	60.6					
Avg. Dist. to Rail [m]	7.0	2.3	1.5	1.0	0.7	1.3	4.1	5.0					
Avg. Stride Freq. [Hz]	2.3	2.3	2.3	2.2	2.3	2.3	2.2	2.2					
Avg. Stride Length [m]	5.8	7.4	7.6	7.7	7.8	7.7	7.4	7.5					



- [] Ranking at each section and finish
- .-.- No data available at this section
- NA No data available



Horse/Jockey Name	Stiletto
Final Rank	4
Fastest Section Time (Section)	0:10.43 (Overall)
Top Speed [km/h] (Section)	64.4 (800m)
Race State	Finished



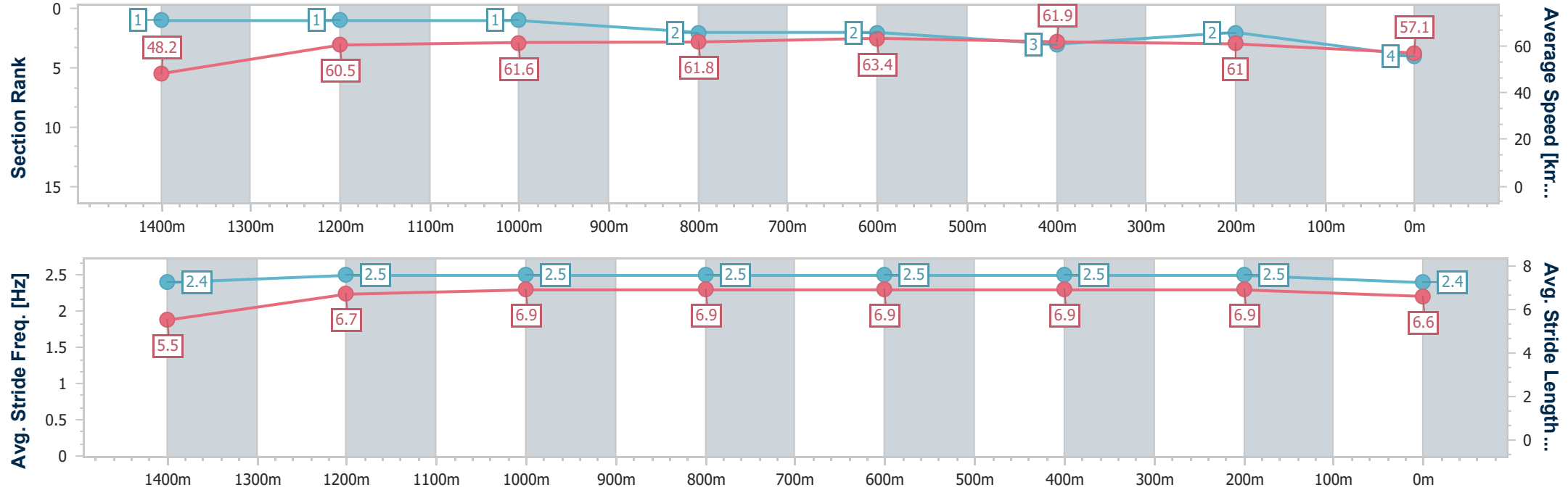
Aquis Park Gold Coast Poly QLD Professional
Race 5: MEMBERS & MATES GCTC 29 JUNE Maiden Handicap - 1540m



18 May 2024 - 14:25

Track Rating: Synthetic, Weather: Fine, Rail Position: True

Section	Overall	1400m	1200m	1000m	800m	600m	400m	200m					
Section Times	1:33.49 [4] (0:10.43)	1:23.06 [1] (0:11.94)	1:11.12 [1] (0:11.64)	0:59.48 [1] (0:11.64)	0:47.84 [2] (0:11.49)	0:36.35 [2] (0:11.83)	0:24.52 [3] (0:11.85)	0:12.67 [2] (0:12.67)					
Average Speed [km/h]	48.2	60.5	61.6	61.8	63.4	61.9	61.0	57.1					
Top Speed [km/h]	61.0	61.5	62.7	63.9	64.4	64.3	61.6	59.1					
Avg. Dist. to Rail [m]	5.5	0.3	0.4	0.4	2.3	3.1	2.6	3.7					
Avg. Stride Freq. [Hz]	2.4	2.5	2.5	2.5	2.5	2.5	2.5	2.4					
Avg. Stride Length [m]	5.5	6.7	6.9	6.9	6.9	6.9	6.9	6.6					





Horse/Jockey Name	Vidya
Final Rank	5
Fastest Section Time (Section)	0:10.83 (Overall)
Top Speed [km/h] (Section)	64.0 (800m)
Race State	Finished



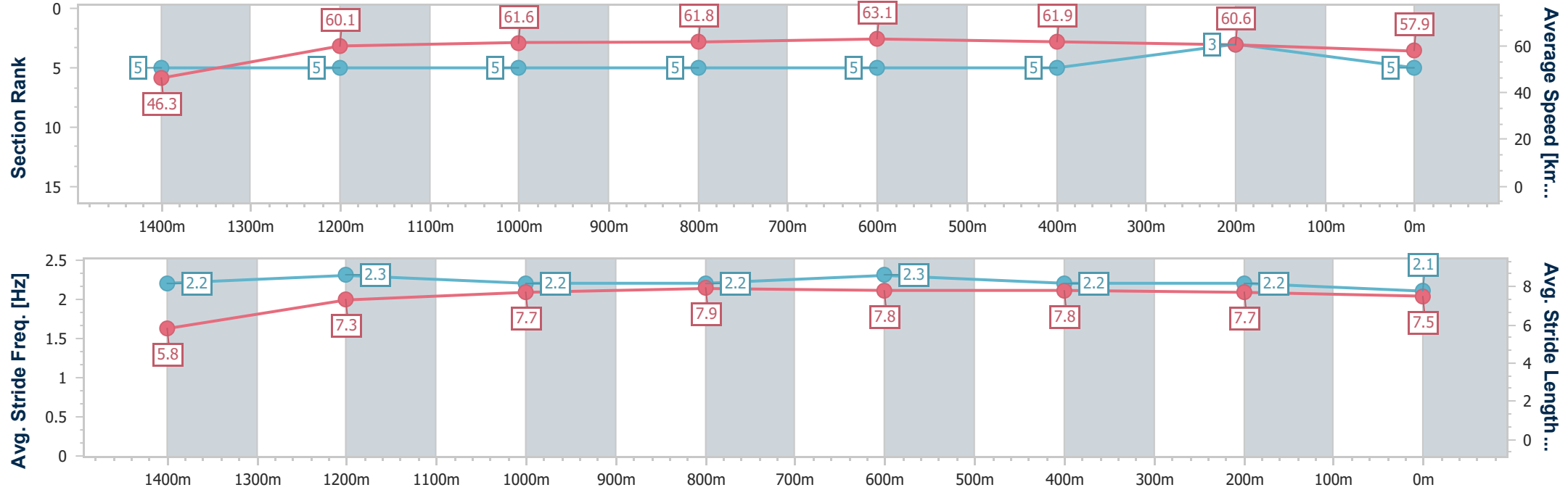
Aquis Park Gold Coast Poly QLD Professional
Race 5: MEMBERS & MATES GCTC 29 JUNE Maiden Handicap - 1540m



18 May 2024 - 14:25

Track Rating: Synthetic, Weather: Fine, Rail Position: True

Section	Overall	1400m	1200m	1000m	800m	600m	400m	200m					
Section Times	1:33.52 [5] (0:10.83)	1:22.69 [5] (0:11.98)	1:10.71 [5] (0:11.68)	0:59.03 [5] (0:11.63)	0:47.40 [5] (0:11.40)	0:36.00 [5] (0:11.57)	0:24.43 [5] (0:11.92)	0:12.51 [3] (0:12.51)					
Average Speed [km/h]	46.3	60.1	61.6	61.8	63.1	61.9	60.6	57.9					
Top Speed [km/h]	60.0	60.8	62.2	63.2	64.0	64.0	61.1	60.1					
Avg. Dist. to Rail [m]	2.2	0.6	0.7	0.5	0.4	0.5	0.7	0.6					
Avg. Stride Freq. [Hz]	2.2	2.3	2.2	2.2	2.3	2.2	2.2	2.1					
Avg. Stride Length [m]	5.8	7.3	7.7	7.9	7.8	7.8	7.7	7.5					





Horse/Jockey Name	Better Than Love
Final Rank	6
Fastest Section Time (Section)	0:10.71 (Overall)
Top Speed [km/h] (Section)	64.3 (600m)
Race State	Finished



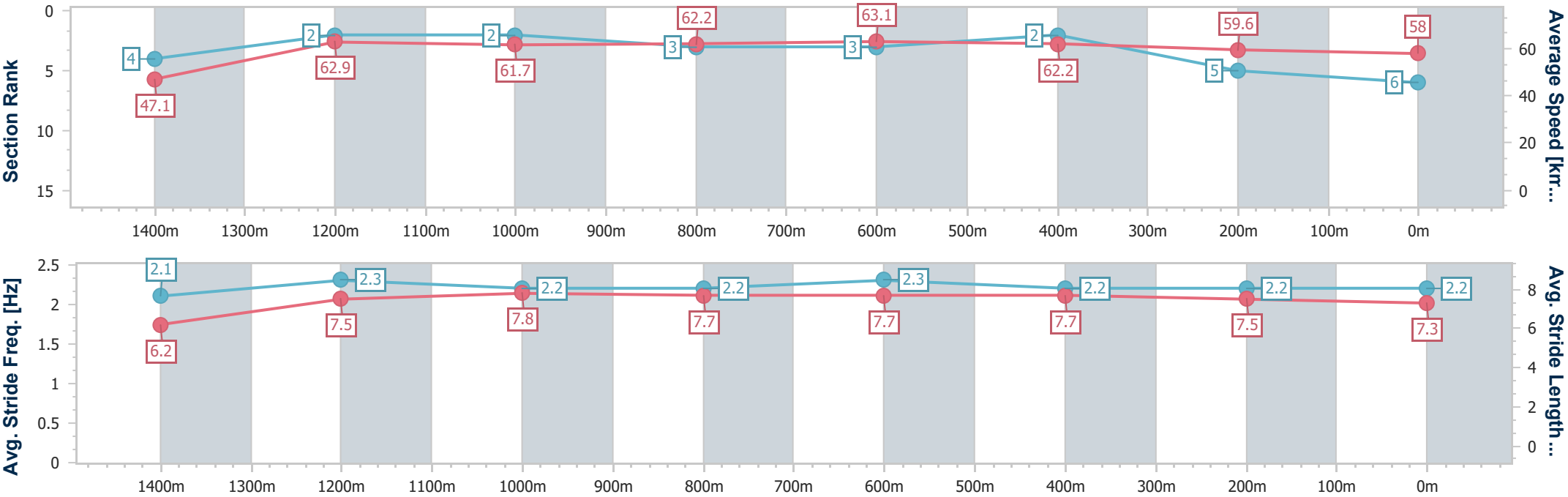
Aquis Park Gold Coast Poly QLD Professional
Race 5: MEMBERS & MATES GCTC 29 JUNE Maiden Handicap - 1540m



18 May 2024 - 14:25

Track Rating: Synthetic, Weather: Fine, Rail Position: True

Section	Overall	1400m	1200m	1000m	800m	600m	400m	200m					
Section Times	1:33.53 [6] (0:10.71)	1:22.82 [4] (0:11.77)	1:11.05 [2] (0:11.71)	0:59.34 [2] (0:11.58)	0:47.76 [3] (0:11.52)	0:36.24 [3] (0:11.62)	0:24.62 [2] (0:12.17)	0:12.45 [5] (0:12.45)					
Average Speed [km/h]	47.1	62.9	61.7	62.2	63.1	62.2	59.6	58.0					
Top Speed [km/h]	63.3	63.9	62.1	63.9	63.6	64.3	60.4	59.4					
Avg. Dist. to Rail [m]	6.8	3.8	1.6	0.9	1.5	1.4	3.8	5.3					
Avg. Stride Freq. [Hz]	2.1	2.3	2.2	2.2	2.3	2.2	2.2	2.2					
Avg. Stride Length [m]	6.2	7.5	7.8	7.7	7.7	7.7	7.5	7.3					





Horse/Jockey Name	Delibes
Final Rank	7
Fastest Section Time (Section)	0:10.94 (Overall)
Top Speed [km/h] (Section)	65.3 (800m)
Race State	Finished



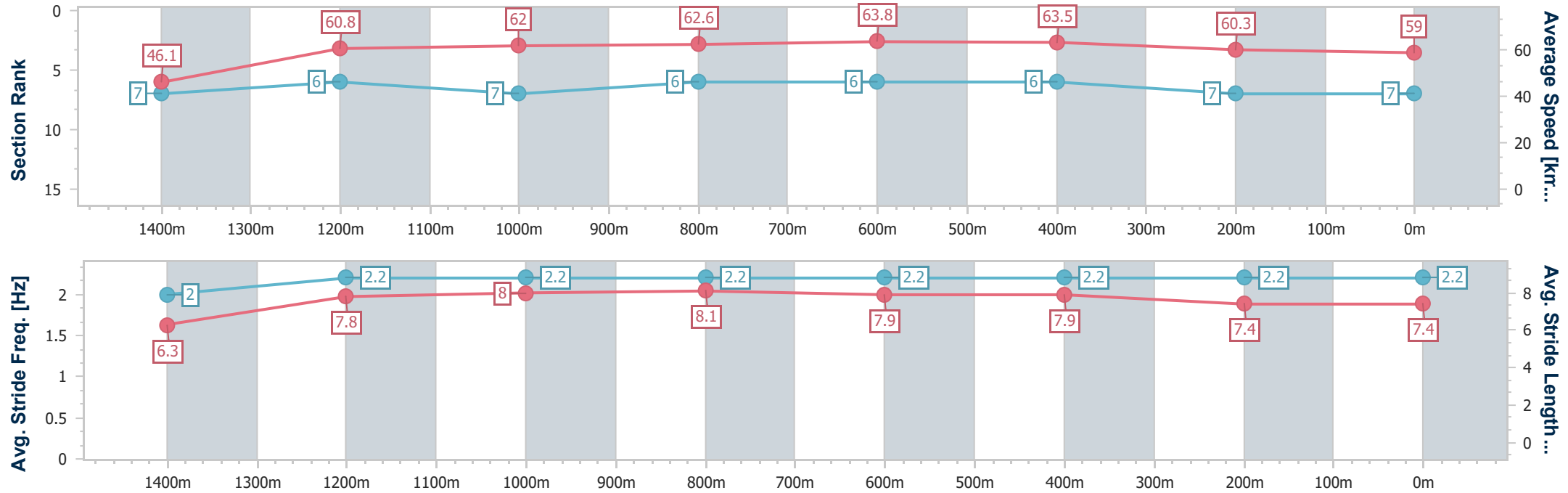
Aquis Park Gold Coast Poly QLD Professional
Race 5: MEMBERS & MATES GCTC 29 JUNE Maiden Handicap - 1540m



18 May 2024 - 14:25

Track Rating: Synthetic, Weather: Fine, Rail Position: True

Section	Overall	1400m	1200m	1000m	800m	600m	400m	200m					
Section Times	1:33.54 [7] (0:10.94)	1:22.60 [7] (0:12.13)	1:10.47 [6] (0:11.60)	0:58.87 [7] (0:11.61)	0:47.26 [6] (0:11.38)	0:35.88 [6] (0:11.55)	0:24.33 [6] (0:12.06)	0:12.27 [7] (0:12.27)					
Average Speed [km/h]	46.1	60.8	62.0	62.6	63.8	63.5	60.3	59.0					
Top Speed [km/h]	60.4	62.0	63.5	63.3	65.3	64.7	62.4	60.5					
Avg. Dist. to Rail [m]	4.6	3.2	3.0	2.4	2.2	3.5	5.7	6.4					
Avg. Stride Freq. [Hz]	2.0	2.2	2.2	2.2	2.2	2.2	2.2	2.2					
Avg. Stride Length [m]	6.3	7.8	8.0	8.1	7.9	7.9	7.4	7.4					





Horse/Jockey Name	Americola
Final Rank	8
Fastest Section Time (Section)	0:11.08 (Overall)
Top Speed [km/h] (Section)	65.1 (800m)
Race State	Finished



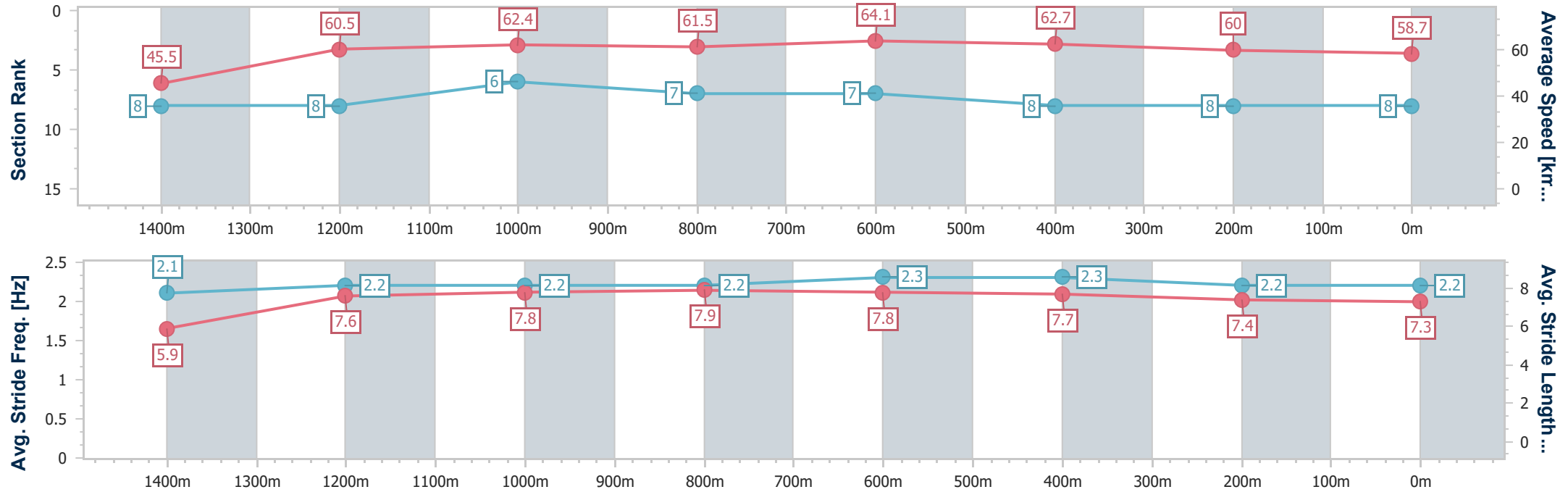
Aquis Park Gold Coast Poly QLD Professional
Race 5: MEMBERS & MATES GCTC 29 JUNE Maiden Handicap - 1540m



18 May 2024 - 14:25

Track Rating: Synthetic, Weather: Fine, Rail Position: True

Section	Overall	1400m	1200m	1000m	800m	600m	400m	200m					
Section Times	1:33.75 [8] (0:11.08)	1:22.67 [8] (0:12.05)	1:10.62 [8] (0:11.52)	0:59.10 [6] (0:11.71)	0:47.39 [7] (0:11.35)	0:36.04 [7] (0:11.61)	0:24.43 [8] (0:12.08)	0:12.35 [8] (0:12.35)					
Average Speed [km/h]	45.5	60.5	62.4	61.5	64.1	62.7	60.0	58.7					
Top Speed [km/h]	58.5	62.1	63.0	62.5	65.1	65.0	60.8	59.6					
Avg. Dist. to Rail [m]	5.6	1.1	0.3	0.4	1.7	2.6	2.2	2.0					
Avg. Stride Freq. [Hz]	2.1	2.2	2.2	2.2	2.3	2.3	2.2	2.2					
Avg. Stride Length [m]	5.9	7.6	7.8	7.9	7.8	7.7	7.4	7.3					





Aquis Park Gold Coast Poly QLD Professional
Race 6: TAB WE'RE ON BENCHMARK 65 Handicap - 1200m
18 May 2024 - 14:59



Track Rating: Synthetic, Weather: Fine, Rail Position: True

Section		Overall				1000m	800m	600m	400m	200m	Last 600m		
Field Times		1:08.77				0:55.57	0:45.10	0:34.00	0:22.90	0:11.76	0:34.00		
		(0:13.20)				(0:10.47)	(0:11.10)	(0:11.10)	(0:11.14)	(0:11.76)			
Rank	TAB	Horse/Jockey	Barrier	Top Speed [km/h]	Fastest Section						Margin	Distance Travelled [m]	
1	6	LENNIC	6	69.7	0:10.61	1:08.77 [1]	0:55.57 [1]	0:44.96 [2]	0:33.94 [2]	0:22.90 [2]	0:11.76 [1]	1:08.77	0:33.94
		Nozi Tomizawa		1000m	1000m	(0:13.20)	(0:10.61)	(0:11.02)	(0:11.04)	(0:11.14)	(0:11.76)		
2	11	PRICE COST	5	67.8	0:10.77	1:09.56 [2]	0:55.99 [6]	0:45.22 [6]	0:34.24 [7]	0:23.02 [7]	0:11.56 [6]	4.5L	0:34.24 +6
		Ryan Wiggins		1000m	1000m	(0:13.57)	(0:10.77)	(0:10.98)	(0:11.22)	(0:11.46)	(0:11.56)		
3	4	ALMIGHTY RISING	11	69.5	0:10.63	1:09.58 [3]	0:55.79 [9]	0:45.16 [8]	0:34.25 [8]	0:23.06 [6]	0:11.76 [3]	4.6L	0:34.25 +9
		Brendan Ward		1000m	1000m	(0:13.79)	(0:10.63)	(0:10.91)	(0:11.19)	(0:11.30)	(0:11.76)		
4	1	TANKER	2	67.9	0:10.79	1:09.59 [4]	0:55.99 [7]	0:45.20 [7]	0:34.30 [6]	0:23.04 [8]	0:11.61 [5]	4.7L	0:34.30 -1
		Boris Thornton		1000m	1000m	(0:13.60)	(0:10.79)	(0:10.90)	(0:11.26)	(0:11.43)	(0:11.61)		
5	3	SERIGALA	7	69.8	0:10.45	1:09.64 [5]	0:56.42 [2]	0:45.97 [1]	0:34.87 [1]	0:23.77 [1]	0:12.14 [2]	4.9L	0:34.87 +5
		Casey Waddell		1000m	1000m	(0:13.22)	(0:10.45)	(0:11.10)	(0:11.10)	(0:11.63)	(0:12.14)		
6	9	ROCK TOGETHER	8	68.5	0:10.77	1:09.70 [6]	0:55.94 [8]	0:45.17 [9]	0:34.27 [9]	0:23.03 [9]	0:11.68 [8]	5.1L	0:34.27 +3
		Girish Goomany		1000m	1000m	(0:13.76)	(0:10.77)	(0:10.90)	(0:11.24)	(0:11.35)	(0:11.68)		
7	7	LONDON POINT	1	67.5	0:10.79	1:09.78 [7]	0:55.94 [10]	0:45.15 [10]	0:34.34 [10]	0:23.08 [10]	0:11.65 [10]	5.5L	0:34.34 +0
		Anthony Allen		800m	1000m	(0:13.84)	(0:10.79)	(0:10.81)	(0:11.26)	(0:11.43)	(0:11.65)		
8	12	WHISKEY DANCER	10	68.3	0:10.75	1:10.13 [8]	0:56.72 [4]	0:45.97 [4]	0:34.92 [4]	0:23.76 [4]	0:12.22 [4]	7.5L	0:34.92 +4
		Jai Williams		1000m	1000m	(0:13.41)	(0:10.75)	(0:11.05)	(0:11.16)	(0:11.54)	(0:12.22)		
9	8	READY TO TORQUE	3	68.3	0:10.66	1:10.46 [9]	0:57.07 [3]	0:46.41 [3]	0:35.43 [3]	0:24.17 [3]	0:12.45 [7]	9.3L	0:35.43 +0
		Dale Smith		1000m	1000m	(0:13.39)	(0:10.66)	(0:10.98)	(0:11.26)	(0:11.72)	(0:12.45)		
10	10	FULL CRY	12	68.2	0:10.84	1:10.69 [10]	0:57.23 [5]	0:46.39 [5]	0:35.41 [5]	0:24.22 [5]	0:12.57 [9]	10.6L	0:35.41 +10
		Andrew Spinks		600m	1000m	(0:13.46)	(0:10.84)	(0:10.98)	(0:11.19)	(0:11.65)	(0:12.57)		

Scratched: Get What You Give (#2), Fenton (#5)



Horse/Jockey Name	Lennic
Final Rank	1
Fastest Section Time (Section)	0:10.61 (1000m)
Top Speed [km/h] (Section)	69.7 (1000m)
Race State	Finished



Aquis Park Gold Coast Poly QLD Professional

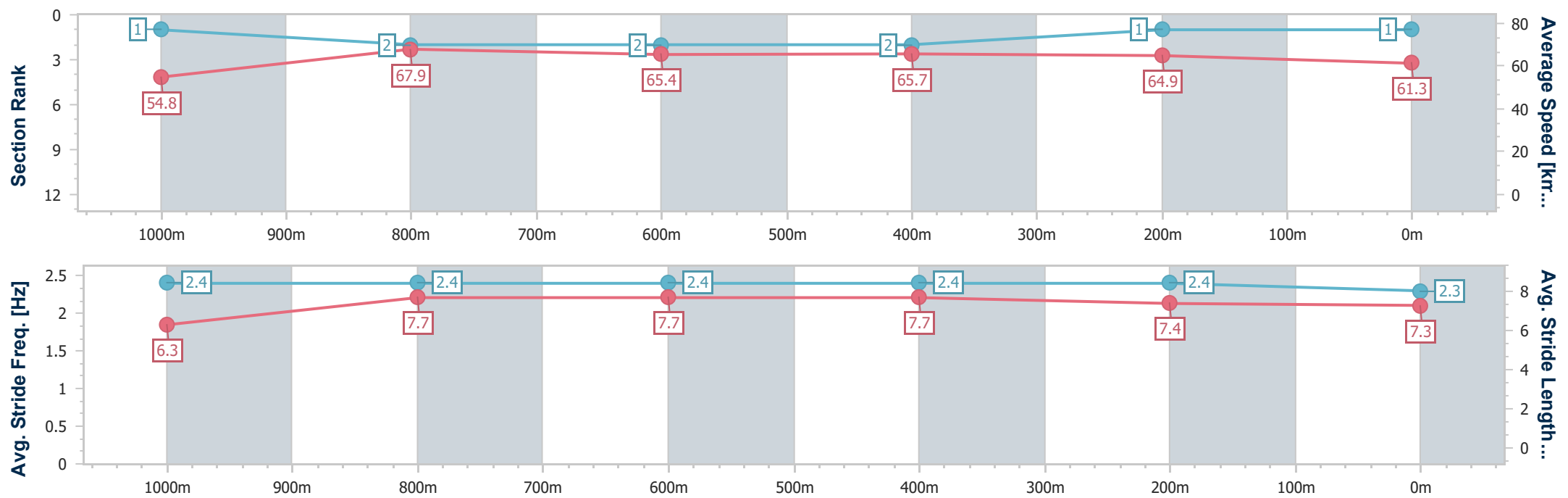
Race 6: TAB WE'RE ON BENCHMARK 65 Handicap - 1200m

18 May 2024 - 14:59

Track Rating: Synthetic, Weather: Fine, Rail Position: True



Section	Overall	1000m	800m	600m	400m	200m								
Section Times	1:08.77 [1] (0:13.20)	0:55.57 [1] (0:10.61)	0:44.96 [2] (0:11.02)	0:33.94 [2] (0:11.04)	0:22.90 [2] (0:11.14)	0:11.76 [1] (0:11.76)								
Average Speed [km/h]	54.8	67.9	65.4	65.7	64.9	61.3								
Top Speed [km/h]	68.1	69.7	67.4	66.8	66.2	63.6								
Avg. Dist. to Rail [m]	2.4	0.8	0.7	1.5	1.3	2.0								
Avg. Stride Freq. [Hz]	2.4	2.4	2.4	2.4	2.4	2.3								
Avg. Stride Length [m]	6.3	7.7	7.7	7.7	7.4	7.3								



- [] Ranking at each section and finish
- .-.- No data available at this section
- NA No data available



Horse/Jockey Name	Price Cost
Final Rank	2
Fastest Section Time (Section)	0:10.77 (1000m)
Top Speed [km/h] (Section)	67.8 (1000m)
Race State	Finished



Aquis Park Gold Coast Poly QLD Professional

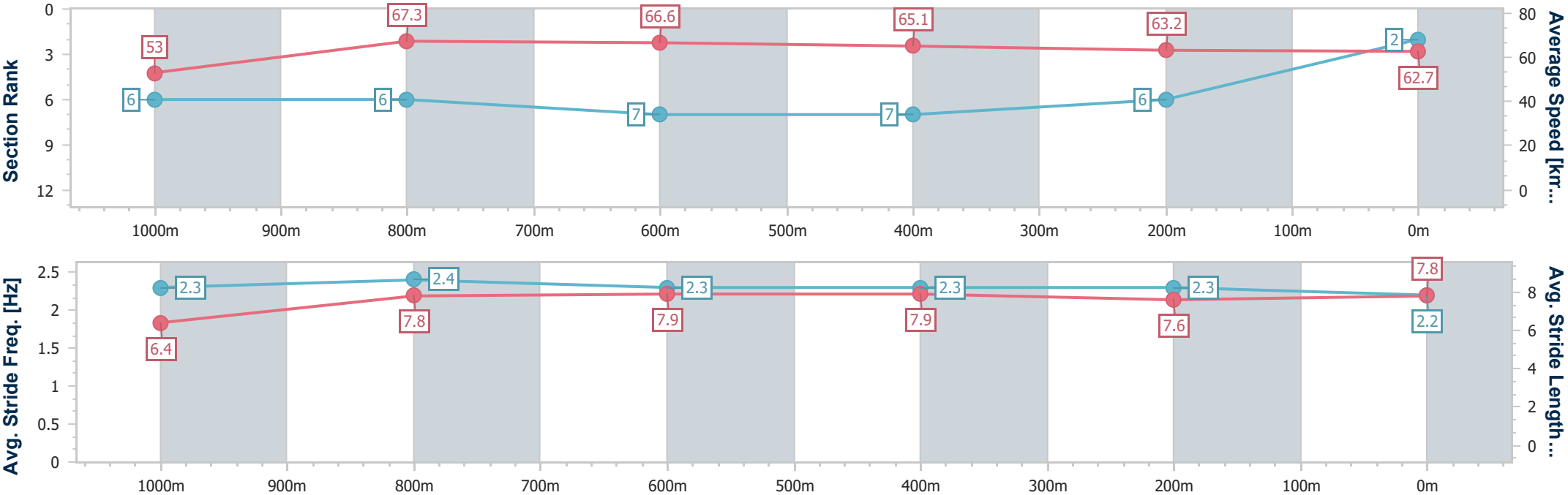
Race 6: TAB WE'RE ON BENCHMARK 65 Handicap - 1200m

18 May 2024 - 14:59

Track Rating: Synthetic, Weather: Fine, Rail Position: True



Section	Overall	1000m	800m	600m	400m	200m							
Section Times	1:09.56 [2] (0:13.57)	0:55.99 [6] (0:10.77)	0:45.22 [6] (0:10.98)	0:34.24 [7] (0:11.22)	0:23.02 [7] (0:11.46)	0:11.56 [6] (0:11.56)							
Average Speed [km/h]	53.0	67.3	66.6	65.1	63.2	62.7							
Top Speed [km/h]	66.9	67.8	67.6	66.8	64.1	63.7							
Avg. Dist. to Rail [m]	2.4	1.9	2.8	3.0	3.2	4.3							
Avg. Stride Freq. [Hz]	2.3	2.4	2.3	2.3	2.3	2.2							
Avg. Stride Length [m]	6.4	7.8	7.9	7.9	7.6	7.8							





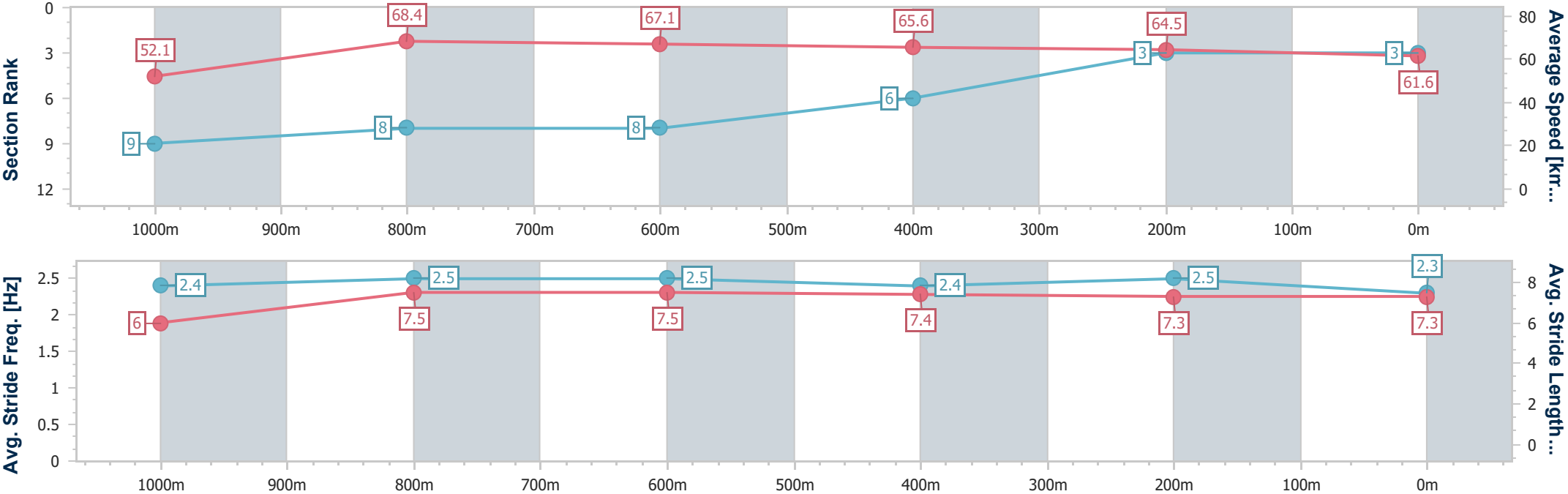
Horse/Jockey Name	Almighty Rising
Final Rank	3
Fastest Section Time (Section)	0:10.63 (1000m)
Top Speed [km/h] (Section)	69.5 (1000m)
Race State	Finished



Aquis Park Gold Coast Poly QLD Professional
Race 6: TAB WE'RE ON BENCHMARK 65 Handicap - 1200m
18 May 2024 - 14:59
Track Rating: Synthetic, Weather: Fine, Rail Position: True



Section	Overall	1000m	800m	600m	400m	200m								
Section Times	1:09.58 [3] (0:13.79)	0:55.79 [9] (0:10.63)	0:45.16 [8] (0:10.91)	0:34.25 [8] (0:11.19)	0:23.06 [6] (0:11.30)	0:11.76 [3] (0:11.76)								
Average Speed [km/h]	52.1	68.4	67.1	65.6	64.5	61.6								
Top Speed [km/h]	68.7	69.5	67.7	66.8	65.2	63.0								
Avg. Dist. to Rail [m]	5.1	3.0	2.9	3.7	6.9	6.6								
Avg. Stride Freq. [Hz]	2.4	2.5	2.5	2.4	2.5	2.3								
Avg. Stride Length [m]	6.0	7.5	7.5	7.4	7.3	7.3								





Horse/Jockey Name	Tanker
Final Rank	4
Fastest Section Time (Section)	0:10.79 (1000m)
Top Speed [km/h] (Section)	67.9 (1000m)
Race State	Finished



Aquis Park Gold Coast Poly QLD Professional

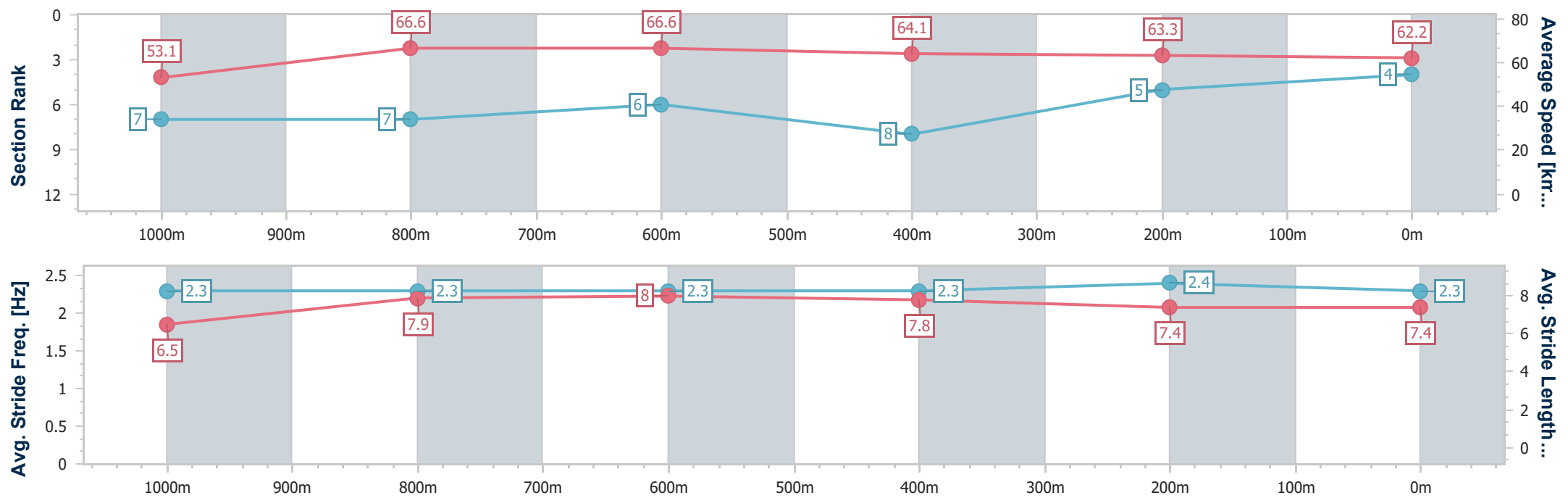
Race 6: TAB WE'RE ON BENCHMARK 65 Handicap - 1200m

18 May 2024 - 14:59

Track Rating: Synthetic, Weather: Fine, Rail Position: True



Section	Overall	1000m	800m	600m	400m	200m							
Section Times	1:09.59 [4] (0:13.60)	0:55.99 [7] (0:10.79)	0:45.20 [7] (0:10.90)	0:34.30 [6] (0:11.26)	0:23.04 [8] (0:11.43)	0:11.61 [5] (0:11.61)							
Average Speed [km/h]	53.1	66.6	66.6	64.1	63.3	62.2							
Top Speed [km/h]	66.2	67.9	67.0	64.9	64.1	63.6							
Avg. Dist. to Rail [m]	1.4	0.5	1.2	1.5	1.3	2.9							
Avg. Stride Freq. [Hz]	2.3	2.3	2.3	2.3	2.4	2.3							
Avg. Stride Length [m]	6.5	7.9	8.0	7.8	7.4	7.4							



- [] Ranking at each section and finish
- .-.- No data available at this section
- NA No data available



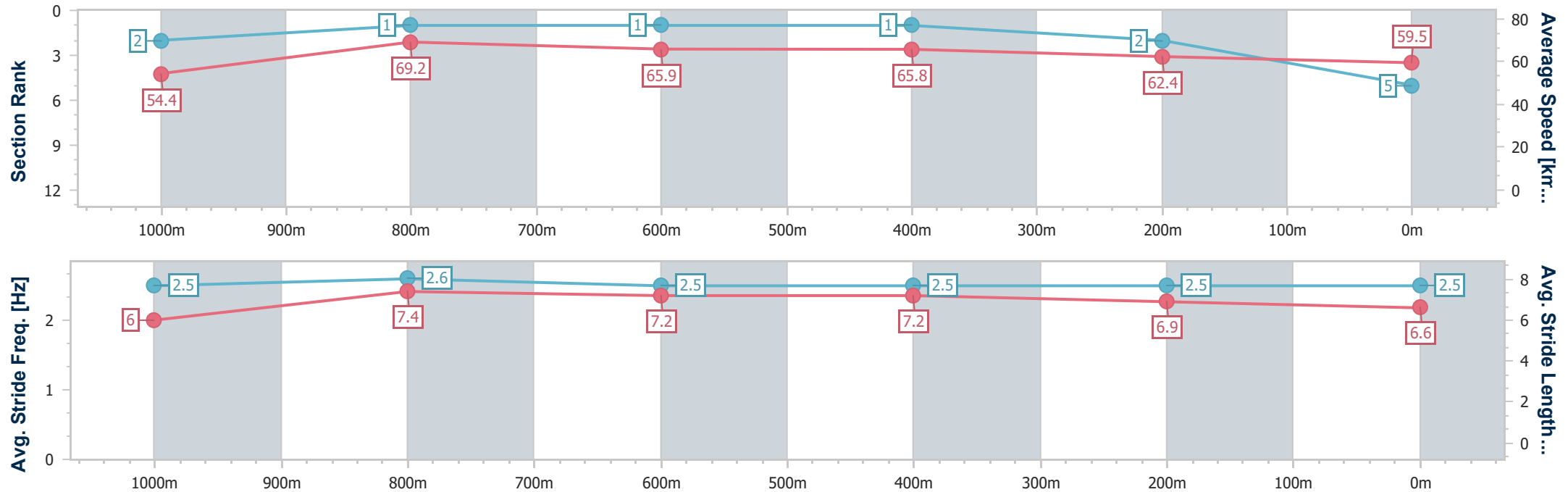
Horse/Jockey Name	Serigala
Final Rank	5
Fastest Section Time (Section)	0:10.45 (1000m)
Top Speed [km/h] (Section)	69.8 (1000m)
Race State	Finished



Aquis Park Gold Coast Poly QLD Professional
Race 6: TAB WE'RE ON BENCHMARK 65 Handicap - 1200m
18 May 2024 - 14:59
Track Rating: Synthetic, Weather: Fine, Rail Position: True



Section	Overall	1000m	800m	600m	400m	200m							
Section Times	1:09.64 [5] (0:13.22)	0:56.42 [2] (0:10.45)	0:45.97 [1] (0:11.10)	0:34.87 [1] (0:11.10)	0:23.77 [1] (0:11.63)	0:12.14 [2] (0:12.14)							
Average Speed [km/h]	54.4	69.2	65.9	65.8	62.4	59.5							
Top Speed [km/h]	68.6	69.8	67.5	66.8	63.3	60.6							
Avg. Dist. to Rail [m]	4.2	2.2	3.1	3.5	2.7	4.1							
Avg. Stride Freq. [Hz]	2.5	2.6	2.5	2.5	2.5	2.5							
Avg. Stride Length [m]	6.0	7.4	7.2	7.2	6.9	6.6							





Horse/Jockey Name	Rock Together
Final Rank	6
Fastest Section Time (Section)	0:10.77 (1000m)
Top Speed [km/h] (Section)	68.5 (1000m)
Race State	Finished



Aquis Park Gold Coast Poly QLD Professional

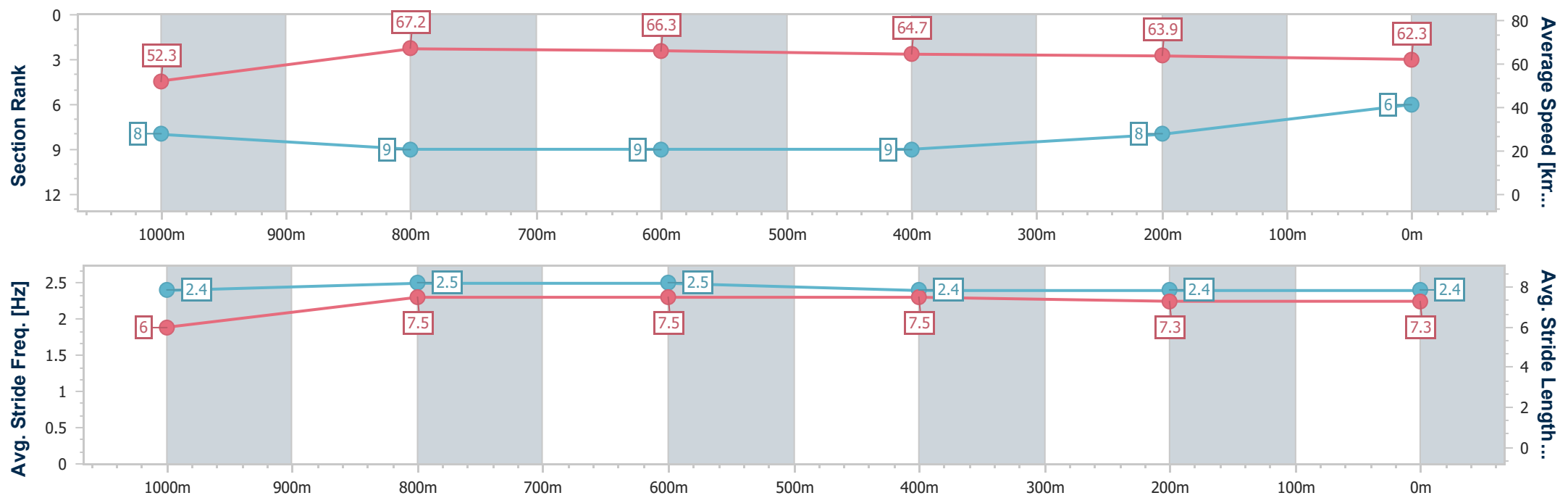
Race 6: TAB WE'RE ON BENCHMARK 65 Handicap - 1200m

18 May 2024 - 14:59

Track Rating: Synthetic, Weather: Fine, Rail Position: True



Section	Overall	1000m	800m	600m	400m	200m								
Section Times	1:09.70 [6] (0:13.76)	0:55.94 [8] (0:10.77)	0:45.17 [9] (0:10.90)	0:34.27 [9] (0:11.24)	0:23.03 [9] (0:11.35)	0:11.68 [8] (0:11.68)								
Average Speed [km/h]	52.3	67.2	66.3	64.7	63.9	62.3								
Top Speed [km/h]	66.9	68.5	68.0	66.0	64.9	63.6								
Avg. Dist. to Rail [m]	4.1	1.3	1.4	2.4	4.2	7.3								
Avg. Stride Freq. [Hz]	2.4	2.5	2.5	2.4	2.4	2.4								
Avg. Stride Length [m]	6.0	7.5	7.5	7.5	7.3	7.3								





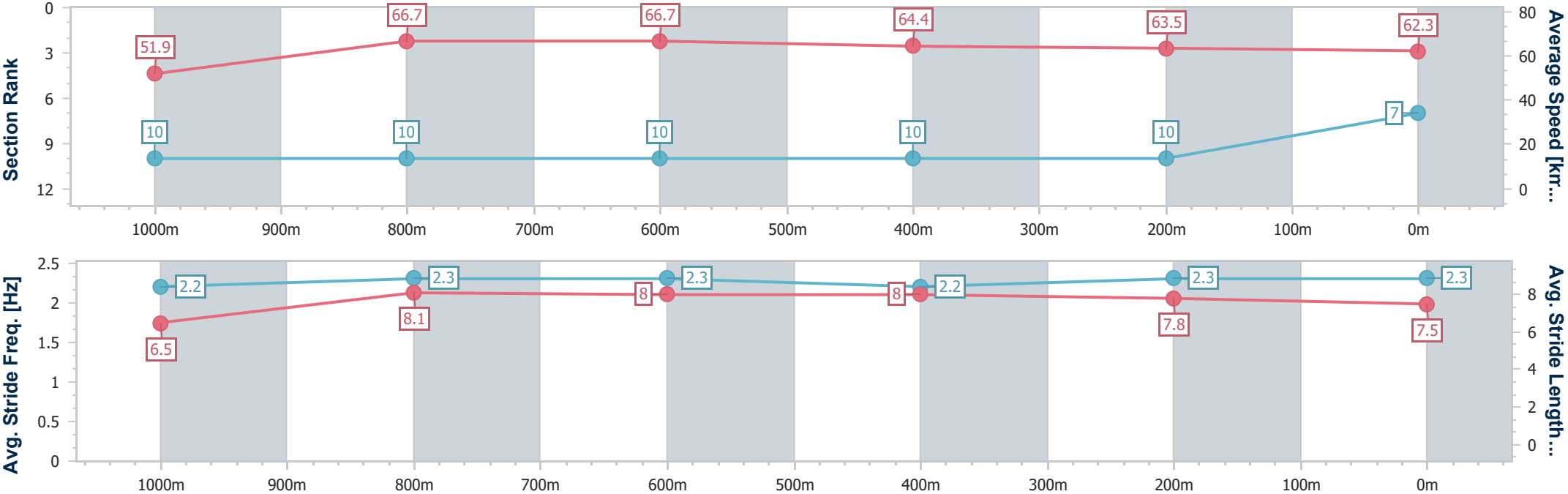
Horse/Jockey Name	London Point
Final Rank	7
Fastest Section Time (Section)	0:10.79 (1000m)
Top Speed [km/h] (Section)	67.5 (800m)
Race State	Finished



Aquis Park Gold Coast Poly QLD Professional
Race 6: TAB WE'RE ON BENCHMARK 65 Handicap - 1200m
18 May 2024 - 14:59
Track Rating: Synthetic, Weather: Fine, Rail Position: True



Section	Overall	1000m	800m	600m	400m	200m							
Section Times	1:09.78 [7] (0:13.84)	0:55.94 [10] (0:10.79)	0:45.15 [10] (0:10.81)	0:34.34 [10] (0:11.26)	0:23.08 [10] (0:11.43)	0:11.65 [10] (0:11.65)							
Average Speed [km/h]	51.9	66.7	66.7	64.4	63.5	62.3							
Top Speed [km/h]	66.5	66.8	67.5	65.7	64.1	63.3							
Avg. Dist. to Rail [m]	0.7	0.6	0.7	1.3	3.2	2.7							
Avg. Stride Freq. [Hz]	2.2	2.3	2.3	2.2	2.3	2.3							
Avg. Stride Length [m]	6.5	8.1	8.0	8.0	7.8	7.5							





Horse/Jockey Name	Whiskey Dancer
Final Rank	8
Fastest Section Time (Section)	0:10.75 (1000m)
Top Speed [km/h] (Section)	68.3 (1000m)
Race State	Finished



Aquis Park Gold Coast Poly QLD Professional

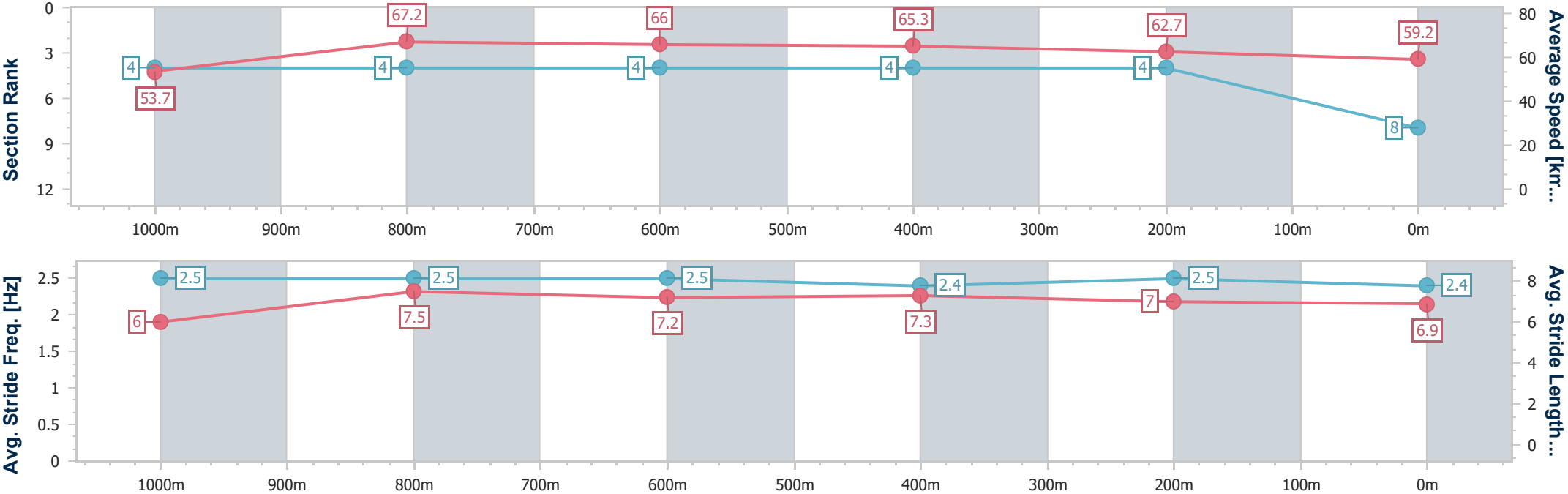
Race 6: TAB WE'RE ON BENCHMARK 65 Handicap - 1200m

18 May 2024 - 14:59

Track Rating: Synthetic, Weather: Fine, Rail Position: True



Section	Overall	1000m	800m	600m	400m	200m								
Section Times	1:10.13 [8] (0:13.41)	0:56.72 [4] (0:10.75)	0:45.97 [4] (0:11.05)	0:34.92 [4] (0:11.16)	0:23.76 [4] (0:11.54)	0:12.22 [4] (0:12.22)								
Average Speed [km/h]	53.7	67.2	66.0	65.3	62.7	59.2								
Top Speed [km/h]	68.2	68.3	67.6	67.9	63.5	62.8								
Avg. Dist. to Rail [m]	5.6	1.9	2.5	2.1	2.6	4.1								
Avg. Stride Freq. [Hz]	2.5	2.5	2.5	2.4	2.5	2.4								
Avg. Stride Length [m]	6.0	7.5	7.2	7.3	7.0	6.9								



- [] Ranking at each section and finish
- .-.- No data available at this section
- NA No data available



Horse/Jockey Name	Ready To Torque
Final Rank	9
Fastest Section Time (Section)	0:10.66 (1000m)
Top Speed [km/h] (Section)	68.3 (1000m)
Race State	Finished



Aquis Park Gold Coast Poly QLD Professional

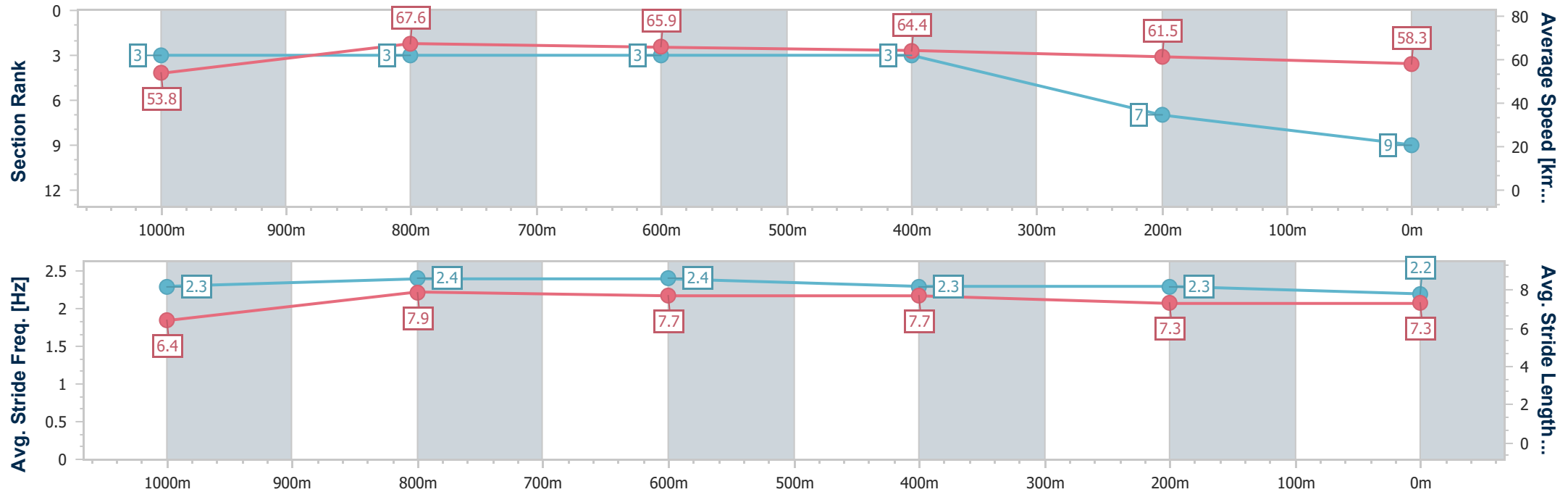
Race 6: TAB WE'RE ON BENCHMARK 65 Handicap - 1200m

18 May 2024 - 14:59

Track Rating: Synthetic, Weather: Fine, Rail Position: True



Section	Overall	1000m	800m	600m	400m	200m							
Section Times	1:10.46 [9] (0:13.39)	0:57.07 [3] (0:10.66)	0:46.41 [3] (0:10.98)	0:35.43 [3] (0:11.26)	0:24.17 [3] (0:11.72)	0:12.45 [7] (0:12.45)							
Average Speed [km/h]	53.8	67.6	65.9	64.4	61.5	58.3							
Top Speed [km/h]	67.1	68.3	67.4	65.6	62.7	60.4							
Avg. Dist. to Rail [m]	1.7	0.8	1.4	1.1	2.4	3.0							
Avg. Stride Freq. [Hz]	2.3	2.4	2.4	2.3	2.3	2.2							
Avg. Stride Length [m]	6.4	7.9	7.7	7.7	7.3	7.3							





Horse/Jockey Name	Full Cry
Final Rank	10
Fastest Section Time (Section)	0:10.84 (1000m)
Top Speed [km/h] (Section)	68.2 (600m)
Race State	Finished



Aquis Park Gold Coast Poly QLD Professional

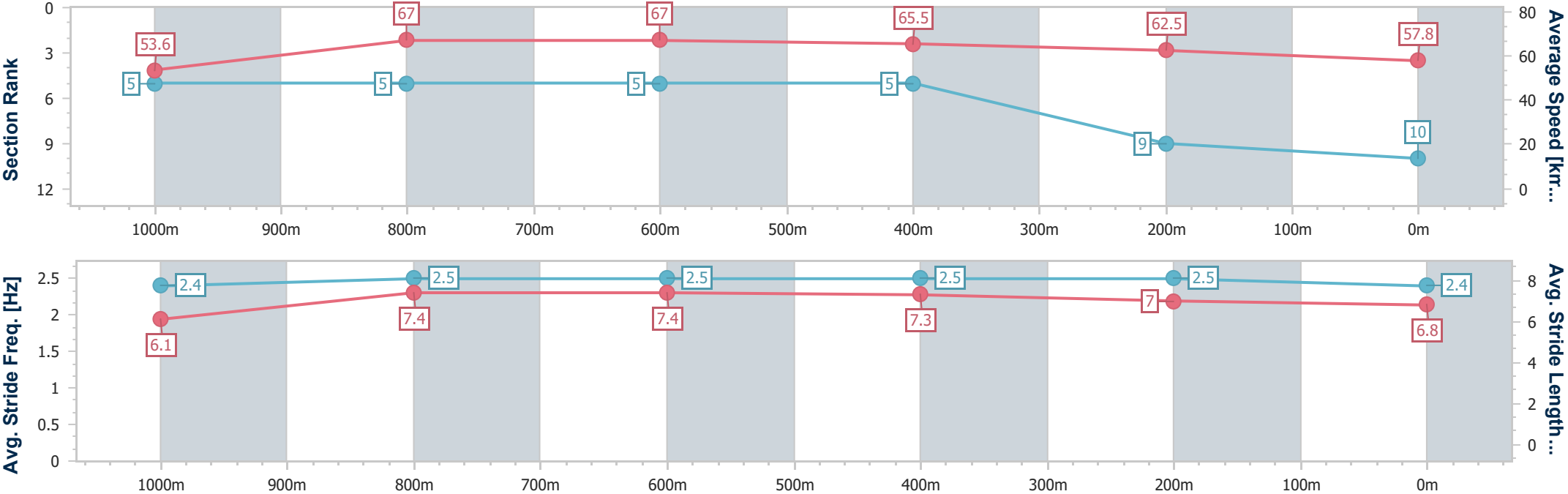
Race 6: TAB WE'RE ON BENCHMARK 65 Handicap - 1200m

18 May 2024 - 14:59

Track Rating: Synthetic, Weather: Fine, Rail Position: True



Section	Overall	1000m	800m	600m	400m	200m							
Section Times	1:10.69 [10] (0:13.46)	0:57.23 [5] (0:10.84)	0:46.39 [5] (0:10.98)	0:35.41 [5] (0:11.19)	0:24.22 [5] (0:11.65)	0:12.57 [9] (0:12.57)							
Average Speed [km/h]	53.6	67.0	67.0	65.5	62.5	57.8							
Top Speed [km/h]	67.4	68.0	68.1	68.2	63.9	61.8							
Avg. Dist. to Rail [m]	7.1	4.2	4.0	3.5	6.1	7.2							
Avg. Stride Freq. [Hz]	2.4	2.5	2.5	2.5	2.5	2.4							
Avg. Stride Length [m]	6.1	7.4	7.4	7.3	7.0	6.8							





Aquis Park Gold Coast Poly QLD Professional
Race 7: TAB BETS FRIENDS GCTC OPEN Handicap - 1100m
18 May 2024 - 15:39



Track Rating: Synthetic, Weather: Fine, Rail Position: True

Section		Overall				1000m	800m	600m	400m	200m	Last 600m		
Field Times		1:02.17 (0:07.71)				0:54.46 (0:10.48)	0:43.98 (0:10.52)	0:33.46 (0:10.72)	0:22.74 (0:11.11)	0:11.63 (0:11.63)	0:33.46		
Rank	TAB	Horse/Jockey	Barrier	Top Speed [km/h]	Fastest Section							Margin	Distance Travelled [m]
1	8	BURNING BELL	2	70.5	0:07.75	1:02.17 [1]	0:54.42 [3]	0:43.65 [3]	0:33.07 [3]	0:22.41 [3]	0:11.46 [3]	1:02.17	0:33.07
		Ryan Wiggins		800m	Overall	(0:07.75)	(0:10.77)	(0:10.58)	(0:10.66)	(0:10.95)	(0:11.46)		
2	5	THE BILLIONAIRE	11	70.3	0:07.73	1:02.36 [2]	0:54.63 [2]	0:44.03 [2]	0:33.44 [2]	0:22.81 [2]	0:11.81 [2]	1L	0:33.44 -3
		Jai Williams		1000m	Overall	(0:07.73)	(0:10.60)	(0:10.59)	(0:10.63)	(0:11.00)	(0:11.81)		
3	3	JAMAICAN RUMBA	4	69.4	0:07.71	1:02.52 [3]	0:54.81 [1]	0:44.33 [1]	0:33.81 [1]	0:23.09 [1]	0:11.98 [1]	1.8L	0:33.81 -7
		Jag Guthmann-Chester		1000m	Overall	(0:07.71)	(0:10.48)	(0:10.52)	(0:10.72)	(0:11.11)	(0:11.98)		
4	9	GET WHAT YOU GIVE	6	70.4	0:08.22	1:02.76 [4]	0:54.54 [7]	0:43.98 [5]	0:33.55 [5]	0:22.82 [4]	0:11.83 [4]	3.1L	0:33.55 +0
		Girish Goomany		800m	Overall	(0:08.22)	(0:10.56)	(0:10.43)	(0:10.73)	(0:10.99)	(0:11.83)		
5	10	KRAKARIB	10	71.3	0:08.00	1:02.91 [5]	0:54.91 [5]	0:44.06 [6]	0:33.53 [6]	0:22.87 [6]	0:11.80 [5]	3.9L	0:33.53 +5
		Anthony Allen		800m	Overall	(0:08.00)	(0:10.85)	(0:10.53)	(0:10.66)	(0:11.07)	(0:11.80)		
6	1	GEMELON BOLT	1	70.2	0:07.79	1:03.37 [6]	0:55.58 [4]	0:44.82 [4]	0:34.25 [4]	0:23.39 [5]	0:12.16 [6]	6.4L	0:34.25 -3
		Casey Waddell		600m	Overall	(0:07.79)	(0:10.76)	(0:10.57)	(0:10.86)	(0:11.23)	(0:12.16)		
7	11	DEEP FIRE	8	70.7	0:08.12	1:03.39 [7]	0:55.27 [6]	0:44.45 [7]	0:33.87 [7]	0:23.14 [7]	0:11.95 [7]	6.5L	0:33.87 +5
		Lilli Barr		600m	Overall	(0:08.12)	(0:10.82)	(0:10.58)	(0:10.73)	(0:11.19)	(0:11.95)		

Scratched: Mort Doyle (#6), Rollinwiththeflow (#4), Tanker (#7), Easy Single (#2)



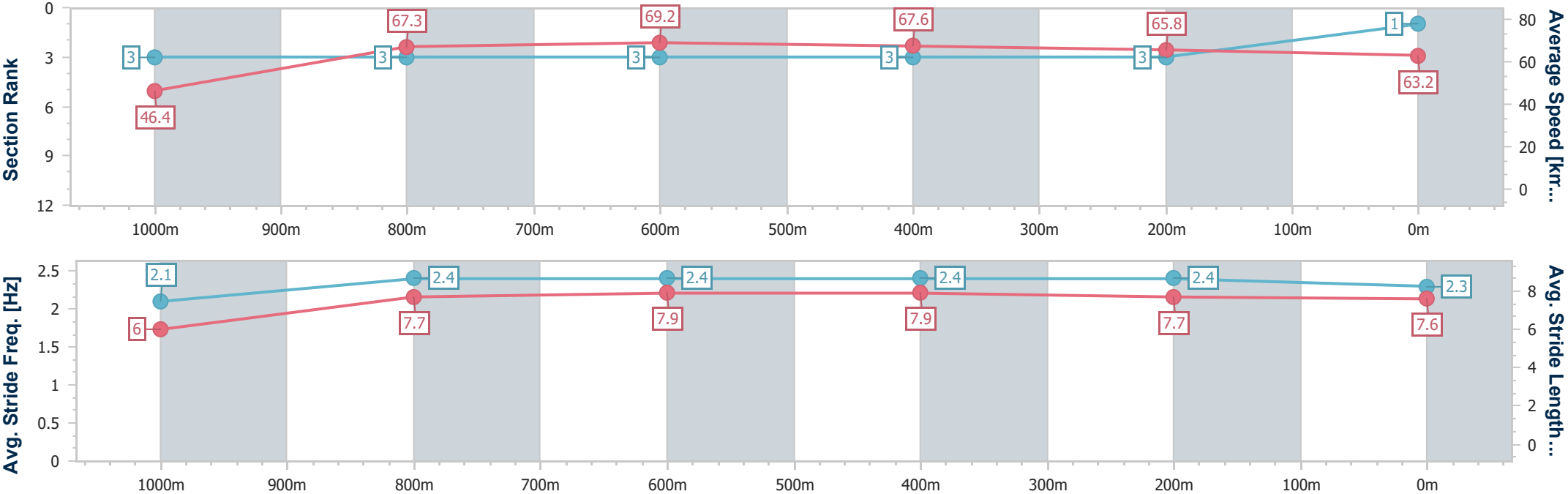
Horse/Jockey Name	Burning Bell
Final Rank	1
Fastest Section Time (Section)	0:07.75 (Overall)
Top Speed [km/h] (Section)	70.5 (800m)
Race State	Finished



Aquis Park Gold Coast Poly QLD Professional
Race 7: TAB BETS FRIENDS GCTC OPEN Handicap - 1100m
18 May 2024 - 15:39
Track Rating: Synthetic, Weather: Fine, Rail Position: True



Section	Overall	1000m	800m	600m	400m	200m								
Section Times	1:02.17 [1] (0:07.75)	0:54.42 [3] (0:10.77)	0:43.65 [3] (0:10.58)	0:33.07 [3] (0:10.66)	0:22.41 [3] (0:10.95)	0:11.46 [3] (0:11.46)								
Average Speed [km/h]	46.4	67.3	69.2	67.6	65.8	63.2								
Top Speed [km/h]	64.7	69.3	70.5	70.4	66.4	65.1								
Avg. Dist. to Rail [m]	1.9	2.8	2.5	1.1	2.3	5.3								
Avg. Stride Freq. [Hz]	2.1	2.4	2.4	2.4	2.4	2.3								
Avg. Stride Length [m]	6.0	7.7	7.9	7.9	7.7	7.6								





Horse/Jockey Name	The Billionaire
Final Rank	2
Fastest Section Time (Section)	0:07.73 (Overall)
Top Speed [km/h] (Section)	70.3 (1000m)
Race State	Finished



Aquis Park Gold Coast Poly QLD Professional

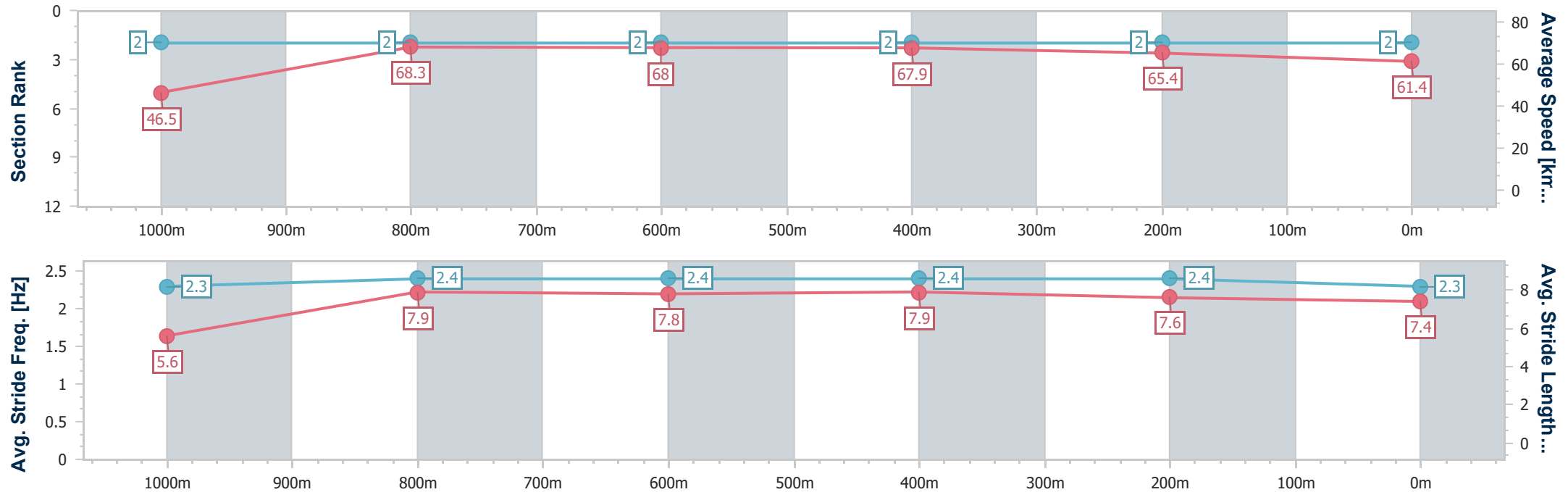
Race 7: TAB BETS FRIENDS GCTC OPEN Handicap - 1100m

18 May 2024 - 15:39

Track Rating: Synthetic, Weather: Fine, Rail Position: True



Section	Overall	1000m	800m	600m	400m	200m								
Section Times	1:02.36 [2] (0:07.73)	0:54.63 [2] (0:10.60)	0:44.03 [2] (0:10.59)	0:33.44 [2] (0:10.63)	0:22.81 [2] (0:11.00)	0:11.81 [2] (0:11.81)								
Average Speed [km/h]	46.5	68.3	68.0	67.9	65.4	61.4								
Top Speed [km/h]	66.9	70.3	69.5	69.9	66.9	63.6								
Avg. Dist. to Rail [m]	4.1	1.3	0.6	0.7	1.4	2.8								
Avg. Stride Freq. [Hz]	2.3	2.4	2.4	2.4	2.4	2.3								
Avg. Stride Length [m]	5.6	7.9	7.8	7.9	7.6	7.4								



- [] Ranking at each section and finish
- .-.- No data available at this section
- NA No data available



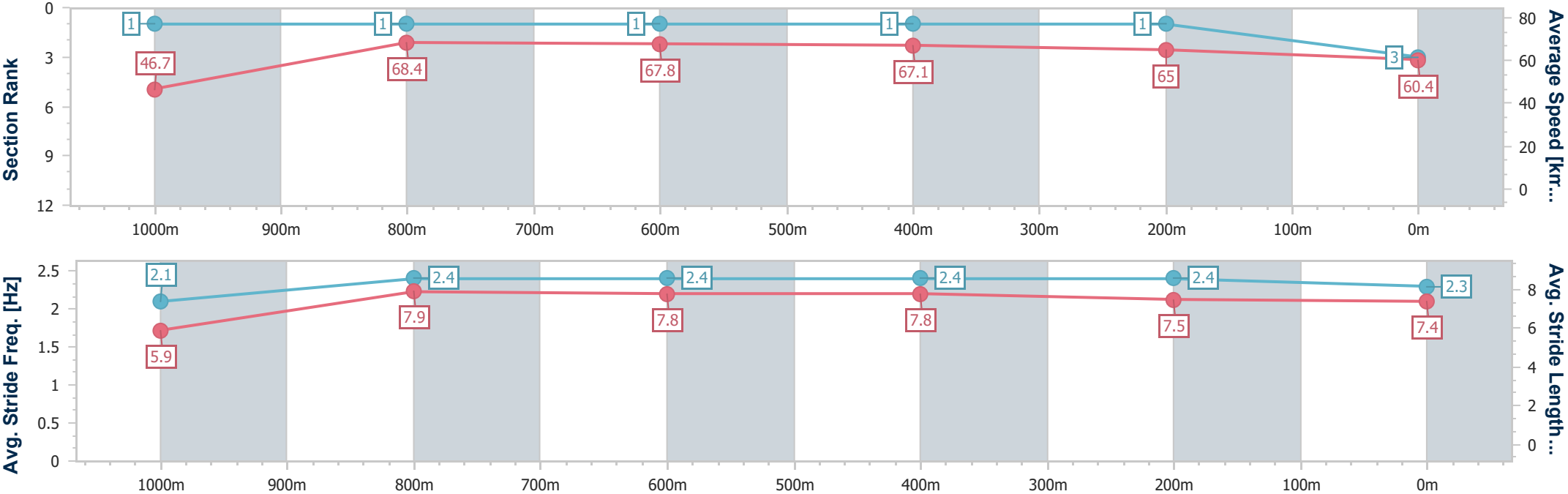
Horse/Jockey Name	Jamaican Rumba
Final Rank	3
Fastest Section Time (Section)	0:07.71 (Overall)
Top Speed [km/h] (Section)	69.4 (1000m)
Race State	Finished



Aquis Park Gold Coast Poly QLD Professional
Race 7: TAB BETS FRIENDS GCTC OPEN Handicap - 1100m
18 May 2024 - 15:39
Track Rating: Synthetic, Weather: Fine, Rail Position: True



Section	Overall	1000m	800m	600m	400m	200m								
Section Times	1:02.52 [3] (0:07.71)	0:54.81 [1] (0:10.48)	0:44.33 [1] (0:10.52)	0:33.81 [1] (0:10.72)	0:23.09 [1] (0:11.11)	0:11.98 [1] (0:11.98)								
Average Speed [km/h]	46.7	68.4	67.8	67.1	65.0	60.4								
Top Speed [km/h]	66.9	69.4	69.3	69.2	65.6	63.9								
Avg. Dist. to Rail [m]	1.9	0.6	1.3	0.3	0.8	1.0								
Avg. Stride Freq. [Hz]	2.1	2.4	2.4	2.4	2.4	2.3								
Avg. Stride Length [m]	5.9	7.9	7.8	7.8	7.5	7.4								





Horse/Jockey Name	Get What You Give
Final Rank	4
Fastest Section Time (Section)	0:08.22 (Overall)
Top Speed [km/h] (Section)	70.4 (800m)
Race State	Finished



Aquis Park Gold Coast Poly QLD Professional

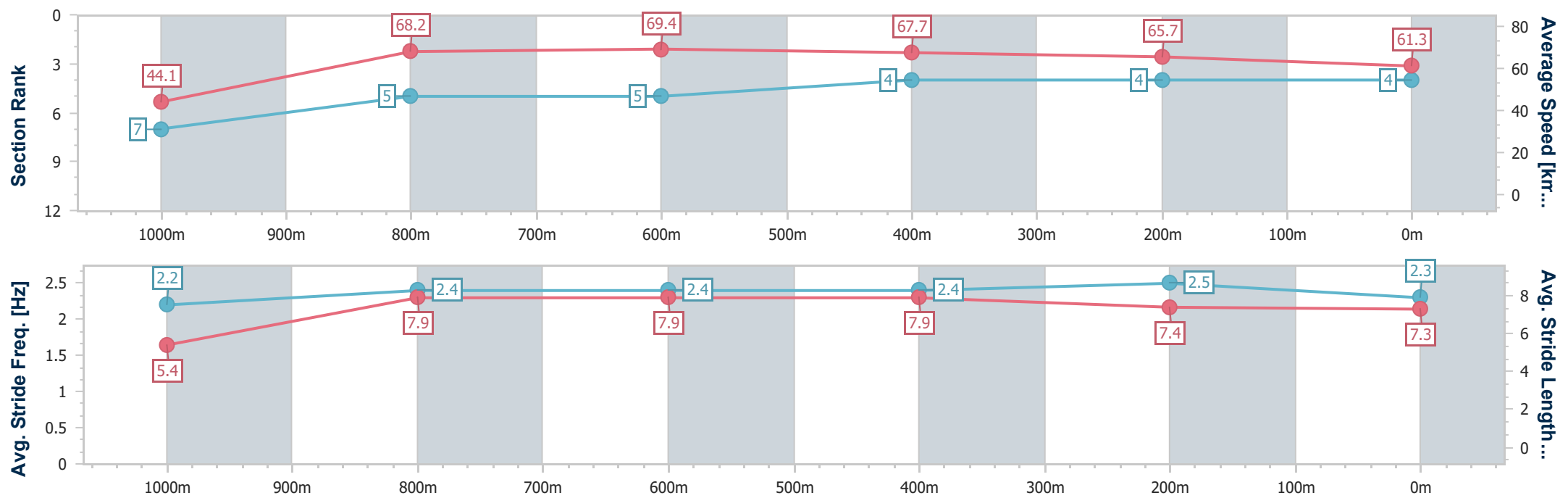
Race 7: TAB BETS FRIENDS GCTC OPEN Handicap - 1100m

18 May 2024 - 15:39

Track Rating: Synthetic, Weather: Fine, Rail Position: True



Section	Overall	1000m	800m	600m	400m	200m							
Section Times	1:02.76 [4] (0:08.22)	0:54.54 [7] (0:10.56)	0:43.98 [5] (0:10.43)	0:33.55 [5] (0:10.73)	0:22.82 [4] (0:10.99)	0:11.83 [4] (0:11.83)							
Average Speed [km/h]	44.1	68.2	69.4	67.7	65.7	61.3							
Top Speed [km/h]	65.6	69.5	70.4	70.0	66.8	64.1							
Avg. Dist. to Rail [m]	1.4	0.4	1.1	1.9	2.7	4.1							
Avg. Stride Freq. [Hz]	2.2	2.4	2.4	2.4	2.5	2.3							
Avg. Stride Length [m]	5.4	7.9	7.9	7.9	7.4	7.3							





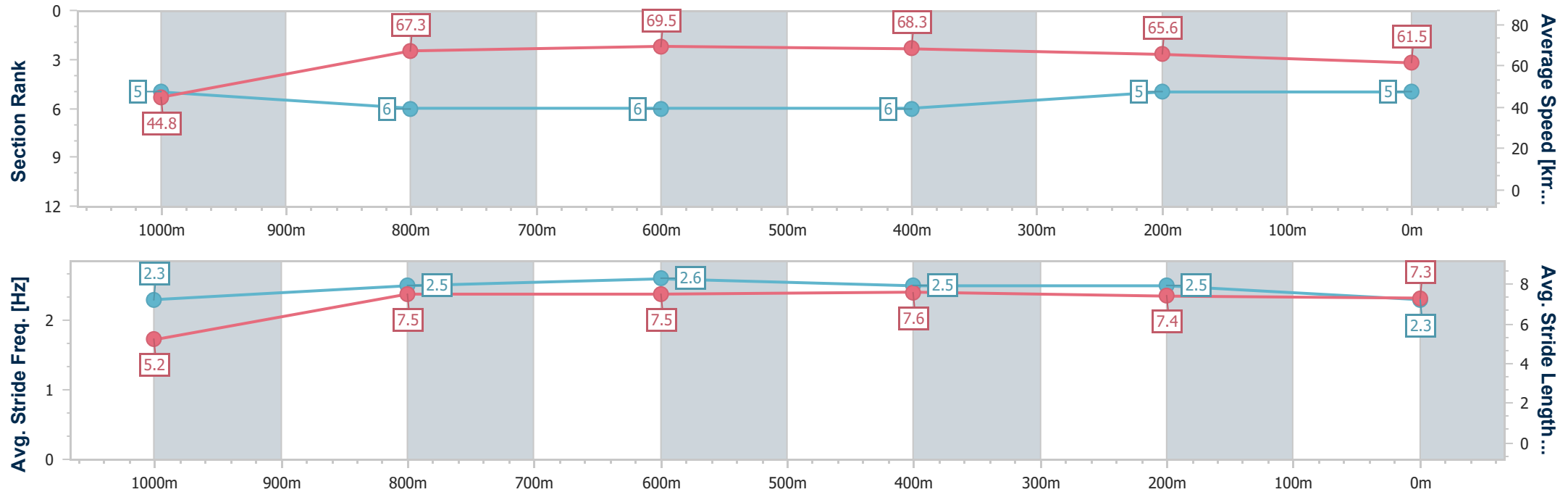
Horse/Jockey Name	Krakarib
Final Rank	5
Fastest Section Time (Section)	0:08.00 (Overall)
Top Speed [km/h] (Section)	71.3 (800m)
Race State	Finished



Aquis Park Gold Coast Poly QLD Professional
Race 7: TAB BETS FRIENDS GCTC OPEN Handicap - 1100m
18 May 2024 - 15:39
Track Rating: Synthetic, Weather: Fine, Rail Position: True



Section	Overall	1000m	800m	600m	400m	200m							
Section Times	1:02.91 [5] (0:08.00)	0:54.91 [5] (0:10.85)	0:44.06 [6] (0:10.53)	0:33.53 [6] (0:10.66)	0:22.87 [6] (0:11.07)	0:11.80 [5] (0:11.80)							
Average Speed [km/h]	44.8	67.3	69.5	68.3	65.6	61.5							
Top Speed [km/h]	64.6	69.5	71.3	71.3	67.1	64.2							
Avg. Dist. to Rail [m]	3.4	3.0	2.8	2.7	4.1	5.8							
Avg. Stride Freq. [Hz]	2.3	2.5	2.6	2.5	2.5	2.3							
Avg. Stride Length [m]	5.2	7.5	7.5	7.6	7.4	7.3							





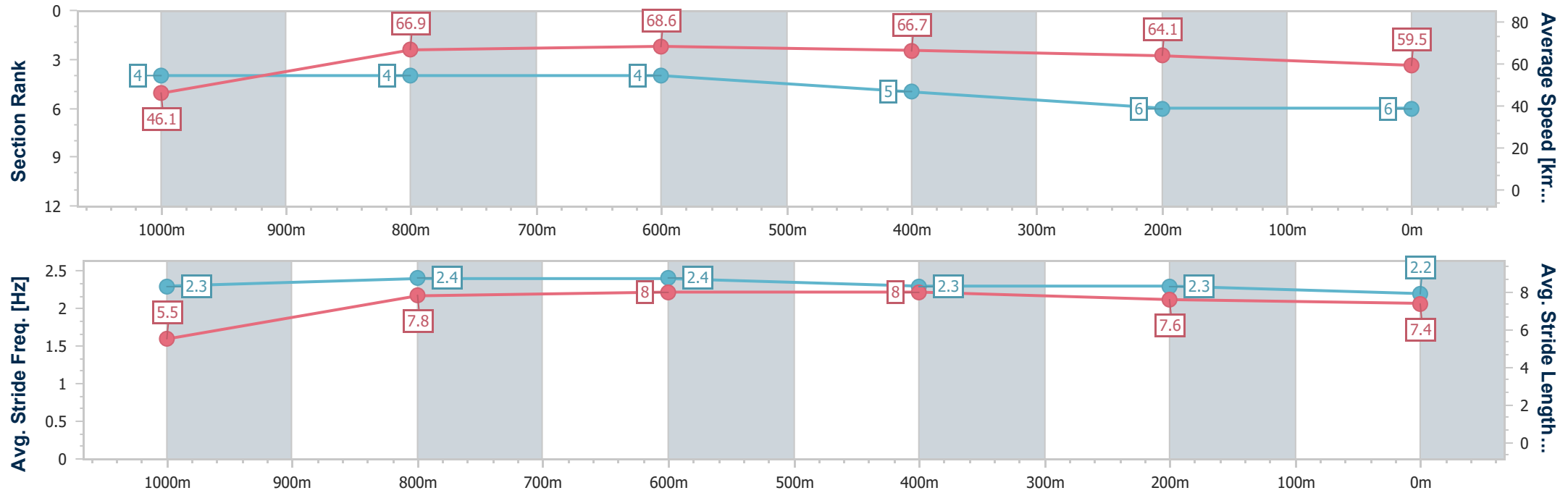
Horse/Jockey Name	Gemelon Bolt
Final Rank	6
Fastest Section Time (Section)	0:07.79 (Overall)
Top Speed [km/h] (Section)	70.2 (600m)
Race State	Finished



Aquis Park Gold Coast Poly QLD Professional
Race 7: TAB BETS FRIENDS GCTC OPEN Handicap - 1100m
18 May 2024 - 15:39
Track Rating: Synthetic, Weather: Fine, Rail Position: True



Section	Overall	1000m	800m	600m	400m	200m								
Section Times	1:03.37 [6] (0:07.79)	0:55.58 [4] (0:10.76)	0:44.82 [4] (0:10.57)	0:34.25 [4] (0:10.86)	0:23.39 [5] (0:11.23)	0:12.16 [6] (0:12.16)								
Average Speed [km/h]	46.1	66.9	68.6	66.7	64.1	59.5								
Top Speed [km/h]	64.2	69.6	70.1	70.2	65.4	63.0								
Avg. Dist. to Rail [m]	0.7	0.4	1.0	1.1	1.7	2.8								
Avg. Stride Freq. [Hz]	2.3	2.4	2.4	2.3	2.3	2.2								
Avg. Stride Length [m]	5.5	7.8	8.0	8.0	7.6	7.4								





Horse/Jockey Name	Deep Fire
Final Rank	7
Fastest Section Time (Section)	0:08.12 (Overall)
Top Speed [km/h] (Section)	70.7 (600m)
Race State	Finished



Aquis Park Gold Coast Poly QLD Professional

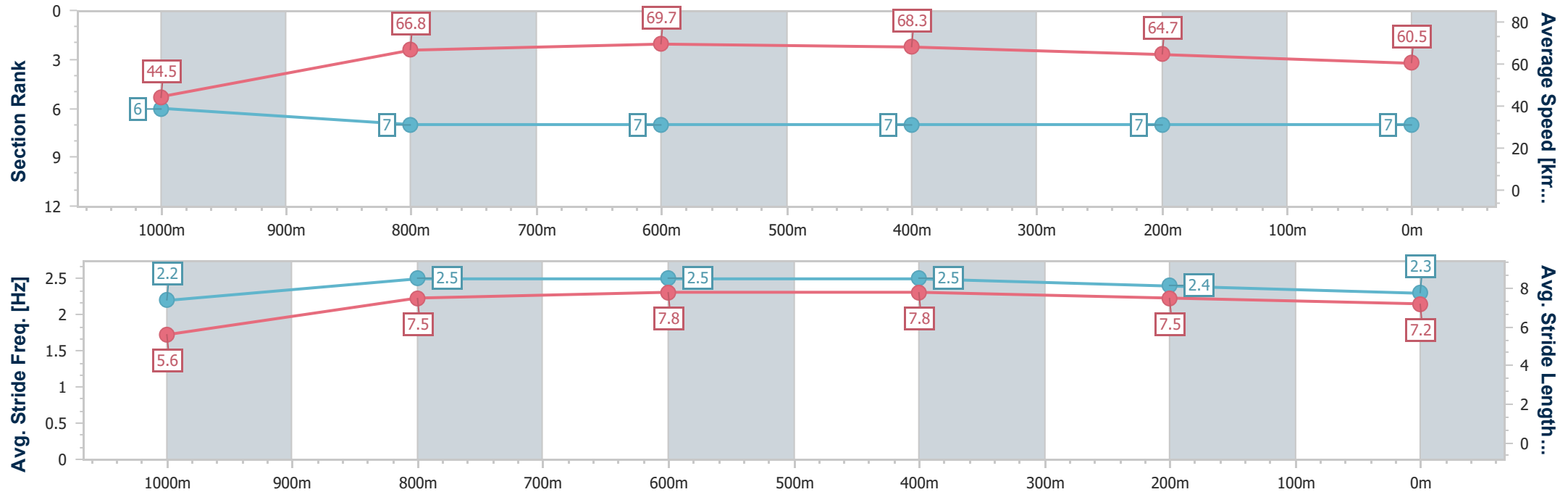
Race 7: TAB BETS FRIENDS GCTC OPEN Handicap - 1100m

18 May 2024 - 15:39

Track Rating: Synthetic, Weather: Fine, Rail Position: True



Section	Overall	1000m	800m	600m	400m	200m							
Section Times	1:03.39 [7] (0:08.12)	0:55.27 [6] (0:10.82)	0:44.45 [7] (0:10.58)	0:33.87 [7] (0:10.73)	0:23.14 [7] (0:11.19)	0:11.95 [7] (0:11.95)							
Average Speed [km/h]	44.5	66.8	69.7	68.3	64.7	60.5							
Top Speed [km/h]	64.8	68.8	69.8	70.7	66.1	63.3							
Avg. Dist. to Rail [m]	2.8	2.0	3.7	3.7	5.4	7.8							
Avg. Stride Freq. [Hz]	2.2	2.5	2.5	2.5	2.4	2.3							
Avg. Stride Length [m]	5.6	7.5	7.8	7.8	7.5	7.2							





Aquis Park Gold Coast Poly QLD Professional
Race 8: AQUIS THE HOME OF 2YO SPEED BENCHMARK 58 Handicap -
1200m

18 May 2024 - 16:22



Track Rating: Synthetic, Weather: Fine, Rail Position: True

Section						Overall	1000m	800m	600m	400m	200m	Last 600m	
Field Times						1:09.91 (0:13.38)	0:56.53 (0:10.64)	0:45.89 (0:11.01)	0:34.88 (0:11.55)	0:23.33 (0:11.65)	0:11.68 (0:11.68)	0:34.88	
Rank	TAB	Horse/Jockey	Barrier	Top Speed [km/h]	Fastest Section							Margin	Distance Travelled [m]
1	11	WASABI KICK	11	67.5	0:10.83	1:09.91 [1]	0:56.39 [3]	0:45.56 [4]	0:34.56 [4]	0:23.20 [3]	0:11.68 [1]	1:09.91	0:34.56
		Boris Thornton		1000m	1000m	(0:13.52)	(0:10.83)	(0:11.00)	(0:11.36)	(0:11.52)	(0:11.68)		
2	7	HAMILTON BROWN	15	68.6	0:10.85	1:10.27 [2]	0:56.61 [5]	0:45.76 [6]	0:34.63 [6]	0:23.18 [6]	0:11.69 [6]	2L	0:34.63 +8
		Danny Peisley		1000m	1000m	(0:13.66)	(0:10.85)	(0:11.13)	(0:11.45)	(0:11.49)	(0:11.69)		
3	1	FENTON	2	67.8	0:10.69	1:10.35 [3]	0:56.57 [9]	0:45.88 [5]	0:34.84 [5]	0:23.33 [5]	0:11.89 [3]	2.4L	0:34.84 +6
		Ryan Wiggins		1000m	1000m	(0:13.78)	(0:10.69)	(0:11.04)	(0:11.51)	(0:11.44)	(0:11.89)		
4	12	VELVET	7	69.5	0:10.64	1:10.37 [4]	0:56.99 [1]	0:46.35 [1]	0:35.34 [1]	0:23.77 [2]	0:12.12 [2]	2.5L	0:35.34 +0
		Lilli Barr		1000m	1000m	(0:13.38)	(0:10.64)	(0:11.01)	(0:11.57)	(0:11.65)	(0:12.12)		
5	2	PANGAEA	4	68.3	0:10.81	1:10.43 [5]	0:56.36 [11]	0:45.55 [11]	0:34.45 [11]	0:23.09 [9]	0:11.71 [9]	2.8L	0:34.45 +0
		Paul Hammersley		1000m	1000m	(0:14.07)	(0:10.81)	(0:11.10)	(0:11.36)	(0:11.38)	(0:11.71)		
6	6	MONEY BEAR	8	67.9	0:10.83	1:10.61 [6]	0:56.84 [7]	0:46.01 [7]	0:34.90 [7]	0:23.49 [7]	0:11.90 [8]	3.8L	0:34.90 +10
		Brendan Ward		1000m	1000m	(0:13.77)	(0:10.83)	(0:11.11)	(0:11.41)	(0:11.59)	(0:11.90)		
7	15	MISHANI PERSUASION	12	68.5	0:10.74	1:10.69 [7]	0:56.61 [12]	0:45.87 [10]	0:34.79 [10]	0:23.46 [8]	0:11.98 [7]	4.2L	0:34.79 +4
		Luke Miller		1000m	1000m	(0:14.08)	(0:10.74)	(0:11.08)	(0:11.33)	(0:11.48)	(0:11.98)		
8	18	CARREFOUR	13	68.5	0:10.73	1:10.94 [8]	0:57.40 [4]	0:46.67 [3]	0:35.63 [3]	0:24.16 [4]	0:12.38 [5]	5.5L	0:35.63 +6
		Andrew Spinks		1000m	1000m	(0:13.54)	(0:10.73)	(0:11.04)	(0:11.47)	(0:11.78)	(0:12.38)		
9	13	FIFTY CARATS	9	67.4	0:10.96	1:11.03 [9]	0:57.26 [8]	0:46.30 [8]	0:35.15 [8]	0:23.52 [12]	0:11.84 [11]	6L	0:35.15 +11
		Girish Goomany		1000m	1000m	(0:13.77)	(0:10.96)	(0:11.15)	(0:11.63)	(0:11.68)	(0:11.84)		
10	8	REPHRASE	14	67.0	0:10.94	1:11.13 [10]	0:57.19 [10]	0:46.25 [12]	0:35.01 [12]	0:23.76 [10]	0:12.13 [10]	6.5L	0:35.01 +7
		Jag Guthmann-Chester		1000m	1000m	(0:13.94)	(0:10.94)	(0:11.24)	(0:11.25)	(0:11.63)	(0:12.13)		

Scratched: Midnight Boom (#17), I Am A Hit (#5), Full Cry (#3), Rapid Dude (#20), Mygirlgladys (#10), Nanakorobi Yaoki (#19), Hulkamania (#4), Gregarious (#14)

Report Created: Sat 18 May 2024 16:34 GMT+10 (Note: Timing is based on position data)

Page 1/14

[] Ranking at each section and finish
-:-:- No data available at this section
NA No data available
SCN Saddle cloth number
DNF Did not finish
DNT Did not track

data processed by TRIPLESDATA



Aquis Park Gold Coast Poly QLD Professional
Race 8: AQUIS THE HOME OF 2YO SPEED BENCHMARK 58 Handicap -
1200m

18 May 2024 - 16:22



Track Rating: Synthetic, Weather: Fine, Rail Position: True

Section						Overall	1000m	800m	600m	400m	200m	Last 600m		
Field Times						1:09.91 (0:13.38)	0:56.53 (0:10.64)	0:45.89 (0:11.01)	0:34.88 (0:11.55)	0:23.33 (0:11.65)	0:11.68 (0:11.68)	0:34.88		
Rank	TAB	Horse/Jockey	Barrier	Top Speed [km/h]	Fastest Section							Margin		Distance Travelled [m]
11	16	GUS THE BUS	20	69.2	0:10.62	1:11.23 [11]	0:57.82 [2]	0:47.20 [2]	0:36.08 [2]	0:24.65 [1]	0:12.71 [4]	7L	0:36.08	+2
		Jason Taylor		1000m	1000m	(0:13.41)	(0:10.62)	(0:11.12)	(0:11.43)	(0:11.94)	(0:12.71)			
12	9	GLAMOURING	16	68.1	0:10.99	1:11.87 [12]	0:58.10 [6]	0:47.11 [9]	0:35.99 [9]	0:24.46 [11]	0:12.46 [12]	10.8L	0:35.99	+13
		Matthew Palmer		800m	1000m	(0:13.77)	(0:10.99)	(0:11.12)	(0:11.53)	(0:12.00)	(0:12.46)			

Scratched: Midnight Boom (#17), I Am A Hit (#5), Full Cry (#3), Rapid Dude (#20), Mygirlgladys (#10), Nanakorobi Yaoki (#19), Hulkamania (#4), Gregarious (#14)



Horse/Jockey Name	Wasabi Kick
Final Rank	1
Fastest Section Time (Section)	0:10.83 (1000m)
Top Speed [km/h] (Section)	67.5 (1000m)
Race State	Finished

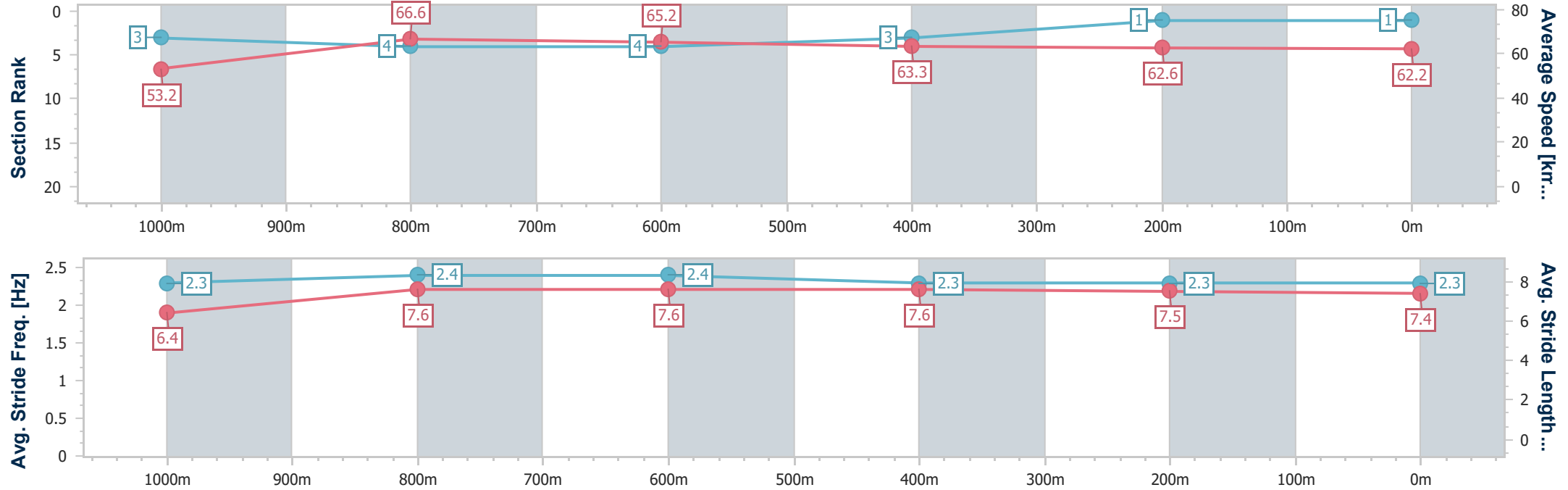


Aquis Park Gold Coast Poly QLD Professional
Race 8: AQUIS THE HOME OF 2YO SPEED BENCHMARK 58
Handicap - 1200m
18 May 2024 - 16:22



Track Rating: Synthetic, Weather: Fine, Rail Position: True

Section	Overall	1000m	800m	600m	400m	200m								
Section Times	1:09.91 [1] (0:13.52)	0:56.39 [3] (0:10.83)	0:45.56 [4] (0:11.00)	0:34.56 [4] (0:11.36)	0:23.20 [3] (0:11.52)	0:11.68 [1] (0:11.68)								
Average Speed [km/h]	53.2	66.6	65.2	63.3	62.6	62.2								
Top Speed [km/h]	67.1	67.5	67.0	64.8	64.2	65.1								
Avg. Dist. to Rail [m]	4.0	1.1	0.7	0.3	2.2	4.1								
Avg. Stride Freq. [Hz]	2.3	2.4	2.4	2.3	2.3	2.3								
Avg. Stride Length [m]	6.4	7.6	7.6	7.6	7.5	7.4								





Horse/Jockey Name	Hamilton Brown
Final Rank	2
Fastest Section Time (Section)	0:10.85 (1000m)
Top Speed [km/h] (Section)	68.6 (1000m)
Race State	Finished

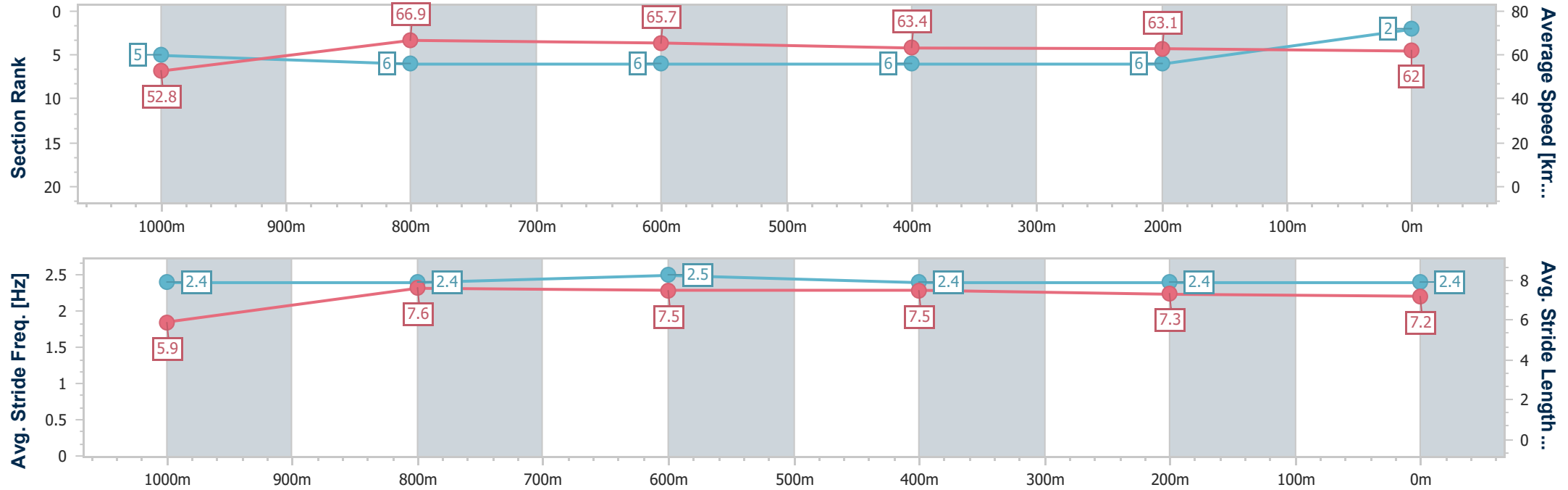


Aquis Park Gold Coast Poly QLD Professional
Race 8: AQUIS THE HOME OF 2YO SPEED BENCHMARK 58
Handicap - 1200m
18 May 2024 - 16:22



Track Rating: Synthetic, Weather: Fine, Rail Position: True

Section	Overall	1000m	800m	600m	400m	200m								
Section Times	1:10.27 [2] (0:13.66)	0:56.61 [5] (0:10.85)	0:45.76 [6] (0:11.13)	0:34.63 [6] (0:11.45)	0:23.18 [6] (0:11.49)	0:11.69 [6] (0:11.69)								
Average Speed [km/h]	52.8	66.9	65.7	63.4	63.1	62.0								
Top Speed [km/h]	67.7	68.6	68.1	64.8	65.1	65.2								
Avg. Dist. to Rail [m]	7.5	3.8	2.1	2.5	3.8	4.9								
Avg. Stride Freq. [Hz]	2.4	2.4	2.5	2.4	2.4	2.4								
Avg. Stride Length [m]	5.9	7.6	7.5	7.5	7.3	7.2								





Horse/Jockey Name	Fenton
Final Rank	3
Fastest Section Time (Section)	0:10.69 (1000m)
Top Speed [km/h] (Section)	67.8 (1000m)
Race State	Finished

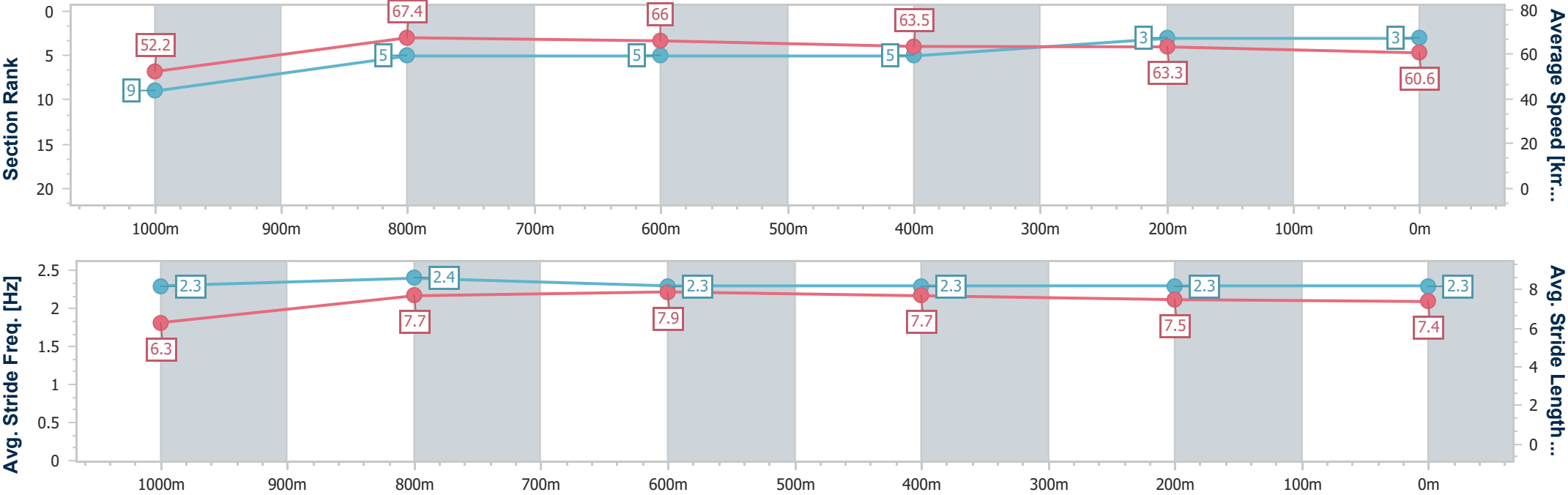


Aquis Park Gold Coast Poly QLD Professional
Race 8: AQUIS THE HOME OF 2YO SPEED BENCHMARK 58
Handicap - 1200m
18 May 2024 - 16:22



Track Rating: Synthetic, Weather: Fine, Rail Position: True

Section	Overall	1000m	800m	600m	400m	200m							
Section Times	1:10.35 [3] (0:13.78)	0:56.57 [9] (0:10.69)	0:45.88 [5] (0:11.04)	0:34.84 [5] (0:11.51)	0:23.33 [5] (0:11.44)	0:11.89 [3] (0:11.89)							
Average Speed [km/h]	52.2	67.4	66.0	63.5	63.3	60.6							
Top Speed [km/h]	66.7	67.8	66.8	65.5	64.2	62.7							
Avg. Dist. to Rail [m]	0.4	0.4	2.2	3.4	2.1	2.9							
Avg. Stride Freq. [Hz]	2.3	2.4	2.3	2.3	2.3	2.3							
Avg. Stride Length [m]	6.3	7.7	7.9	7.7	7.5	7.4							





Horse/Jockey Name	Velvet
Final Rank	4
Fastest Section Time (Section)	0:10.64 (1000m)
Top Speed [km/h] (Section)	69.5 (1000m)
Race State	Finished

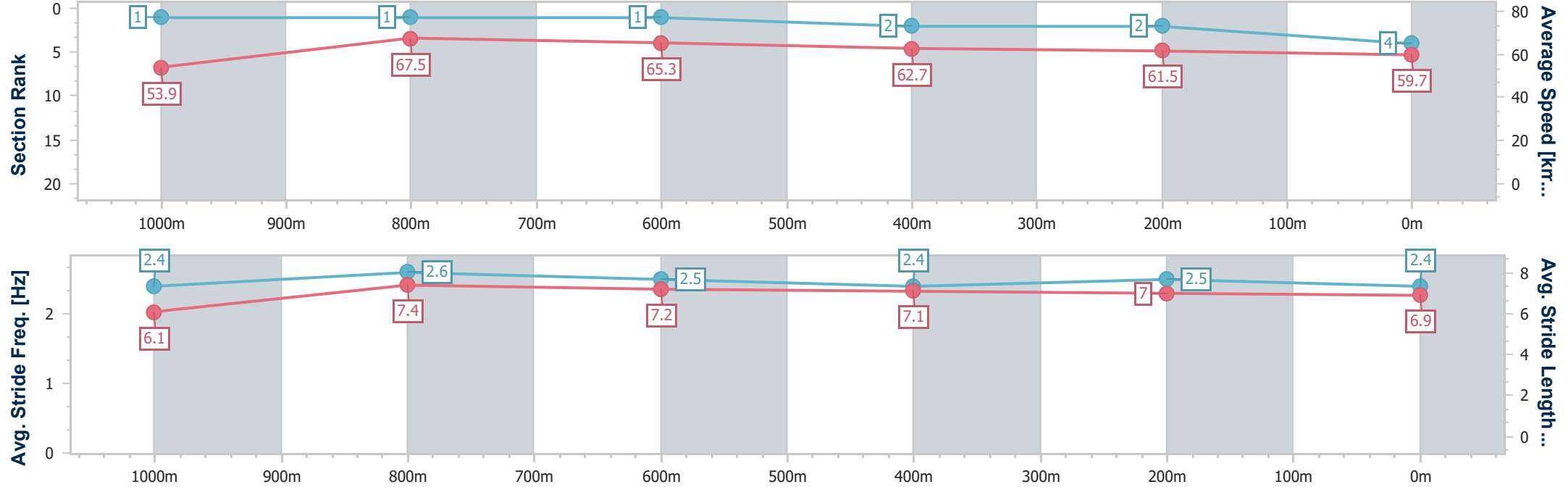


Aquis Park Gold Coast Poly QLD Professional
Race 8: AQUIS THE HOME OF 2YO SPEED BENCHMARK 58
Handicap - 1200m
18 May 2024 - 16:22



Track Rating: Synthetic, Weather: Fine, Rail Position: True

Section	Overall	1000m	800m	600m	400m	200m							
Section Times	1:10.37 [4] (0:13.38)	0:56.99 [1] (0:10.64)	0:46.35 [1] (0:11.01)	0:35.34 [1] (0:11.57)	0:23.77 [2] (0:11.65)	0:12.12 [2] (0:12.12)							
Average Speed [km/h]	53.9	67.5	65.3	62.7	61.5	59.7							
Top Speed [km/h]	68.0	69.5	66.2	64.8	62.4	61.8							
Avg. Dist. to Rail [m]	1.6	0.3	0.3	0.4	0.3	1.1							
Avg. Stride Freq. [Hz]	2.4	2.6	2.5	2.4	2.5	2.4							
Avg. Stride Length [m]	6.1	7.4	7.2	7.1	7.0	6.9							





Horse/Jockey Name	Pangaea
Final Rank	5
Fastest Section Time (Section)	0:10.81 (1000m)
Top Speed [km/h] (Section)	68.3 (1000m)
Race State	Finished

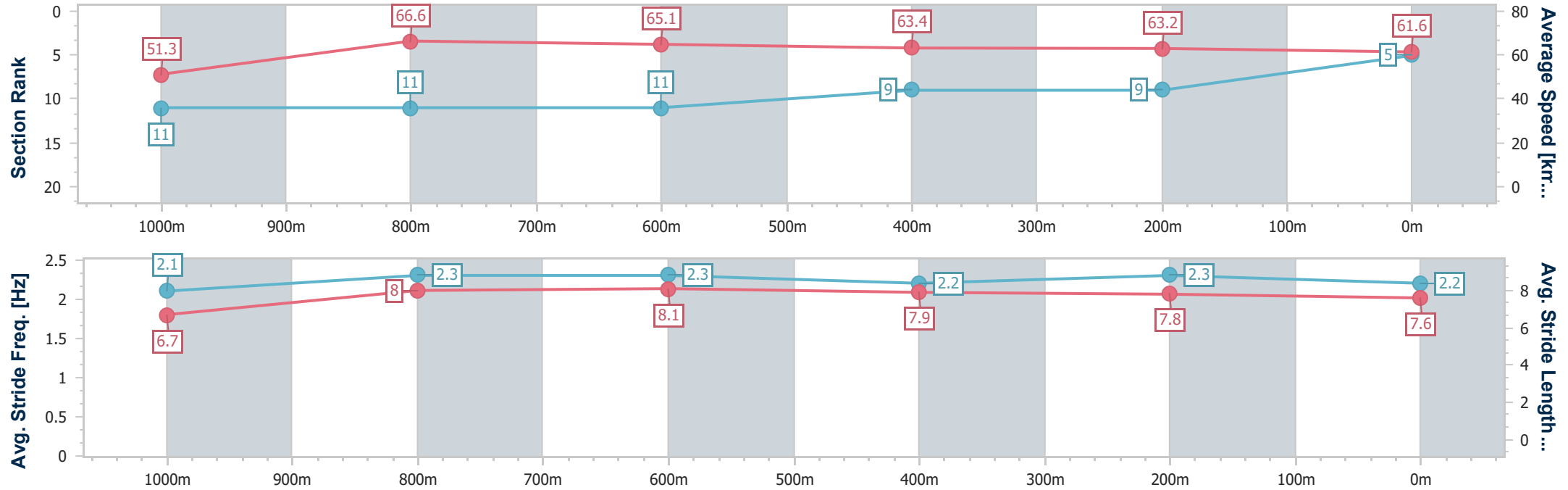


Aquis Park Gold Coast Poly QLD Professional
Race 8: AQUIS THE HOME OF 2YO SPEED BENCHMARK 58
Handicap - 1200m
18 May 2024 - 16:22



Track Rating: Synthetic, Weather: Fine, Rail Position: True

Section	Overall	1000m	800m	600m	400m	200m								
Section Times	1:10.43 [5] (0:14.07)	0:56.36 [11] (0:10.81)	0:45.55 [11] (0:11.10)	0:34.45 [11] (0:11.36)	0:23.09 [9] (0:11.38)	0:11.71 [9] (0:11.71)								
Average Speed [km/h]	51.3	66.6	65.1	63.4	63.2	61.6								
Top Speed [km/h]	66.0	68.3	66.1	65.6	64.5	62.8								
Avg. Dist. to Rail [m]	2.2	1.1	0.5	0.4	0.6	1.7								
Avg. Stride Freq. [Hz]	2.1	2.3	2.3	2.2	2.3	2.2								
Avg. Stride Length [m]	6.7	8.0	8.1	7.9	7.8	7.6								





Horse/Jockey Name	Money Bear
Final Rank	6
Fastest Section Time (Section)	0:10.83 (1000m)
Top Speed [km/h] (Section)	67.9 (1000m)
Race State	Finished

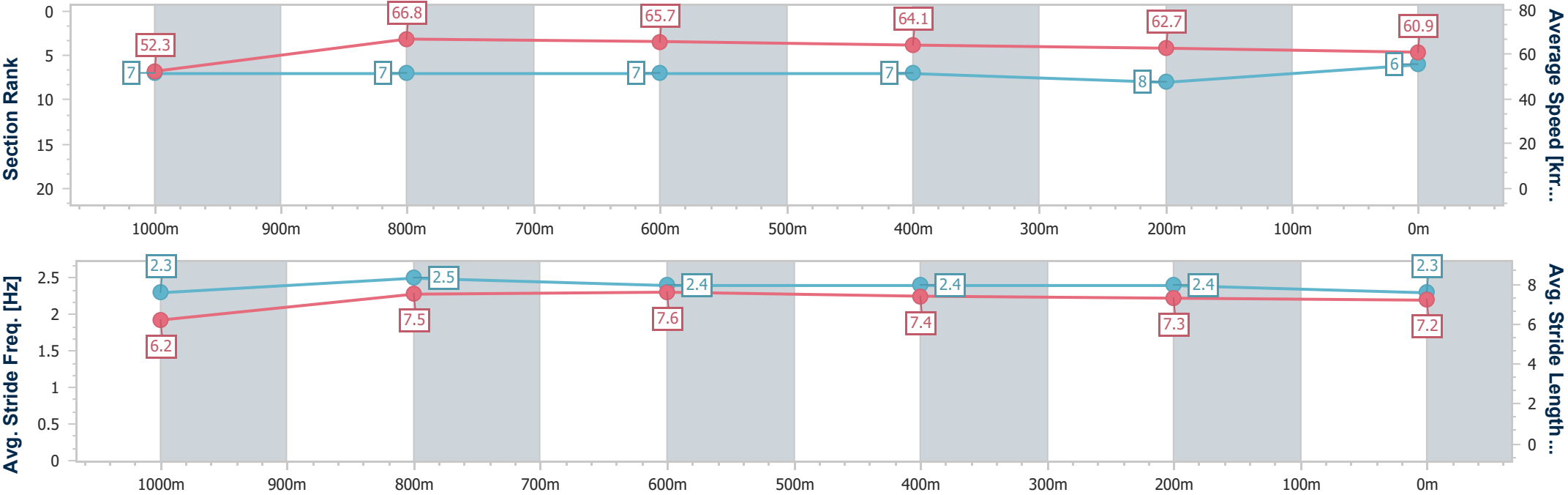


Aquis Park Gold Coast Poly QLD Professional
Race 8: AQUIS THE HOME OF 2YO SPEED BENCHMARK 58
Handicap - 1200m
18 May 2024 - 16:22



Track Rating: Synthetic, Weather: Fine, Rail Position: True

Section	Overall	1000m	800m	600m	400m	200m							
Section Times	1:10.61 [6] (0:13.77)	0:56.84 [7] (0:10.83)	0:46.01 [7] (0:11.11)	0:34.90 [7] (0:11.41)	0:23.49 [7] (0:11.59)	0:11.90 [8] (0:11.90)							
Average Speed [km/h]	52.3	66.8	65.7	64.1	62.7	60.9							
Top Speed [km/h]	66.8	67.9	66.7	65.4	63.3	62.8							
Avg. Dist. to Rail [m]	2.7	2.2	2.6	3.2	5.6	6.9							
Avg. Stride Freq. [Hz]	2.3	2.5	2.4	2.4	2.4	2.3							
Avg. Stride Length [m]	6.2	7.5	7.6	7.4	7.3	7.2							





Horse/Jockey Name	Mishani Persuasion
Final Rank	7
Fastest Section Time (Section)	0:10.74 (1000m)
Top Speed [km/h] (Section)	68.5 (1000m)
Race State	Finished

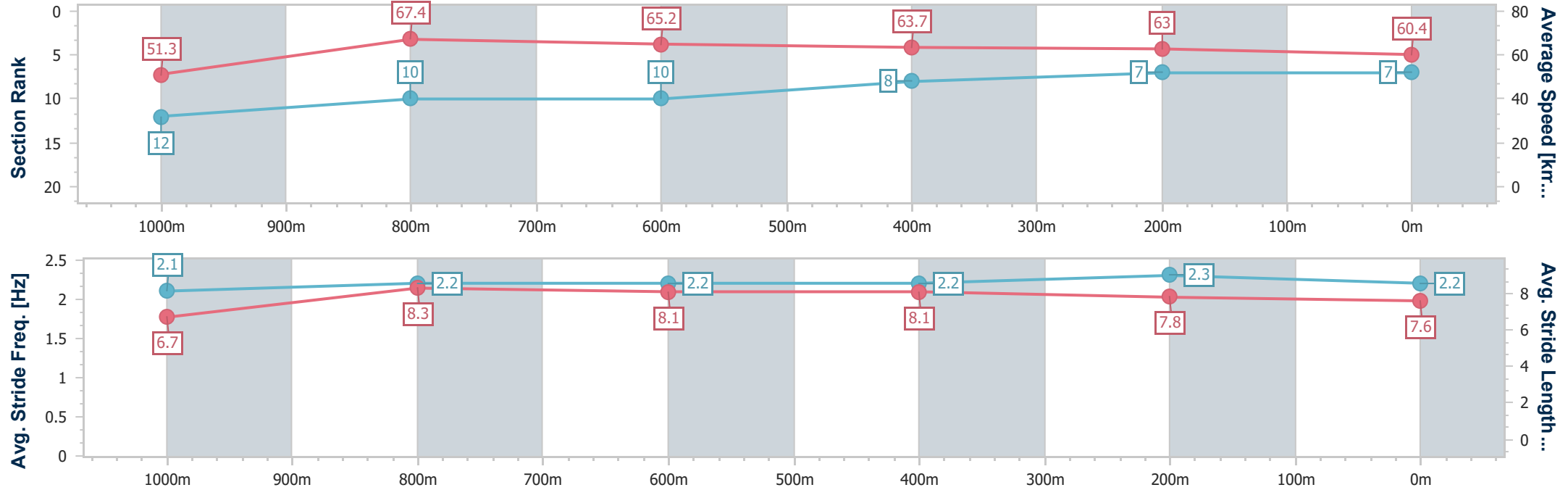


Aquis Park Gold Coast Poly QLD Professional
Race 8: AQUIS THE HOME OF 2YO SPEED BENCHMARK 58
Handicap - 1200m
18 May 2024 - 16:22



Track Rating: Synthetic, Weather: Fine, Rail Position: True

Section	Overall	1000m	800m	600m	400m	200m								
Section Times	1:10.69 [7] (0:14.08)	0:56.61 [12] (0:10.74)	0:45.87 [10] (0:11.08)	0:34.79 [10] (0:11.33)	0:23.46 [8] (0:11.48)	0:11.98 [7] (0:11.98)								
Average Speed [km/h]	51.3	67.4	65.2	63.7	63.0	60.4								
Top Speed [km/h]	67.0	68.5	66.4	65.3	63.6	62.8								
Avg. Dist. to Rail [m]	3.8	1.8	0.8	0.9	2.1	3.6								
Avg. Stride Freq. [Hz]	2.1	2.2	2.2	2.2	2.3	2.2								
Avg. Stride Length [m]	6.7	8.3	8.1	8.1	7.8	7.6								





Horse/Jockey Name	Carrefour
Final Rank	8
Fastest Section Time (Section)	0:10.73 (1000m)
Top Speed [km/h] (Section)	68.5 (1000m)
Race State	Finished

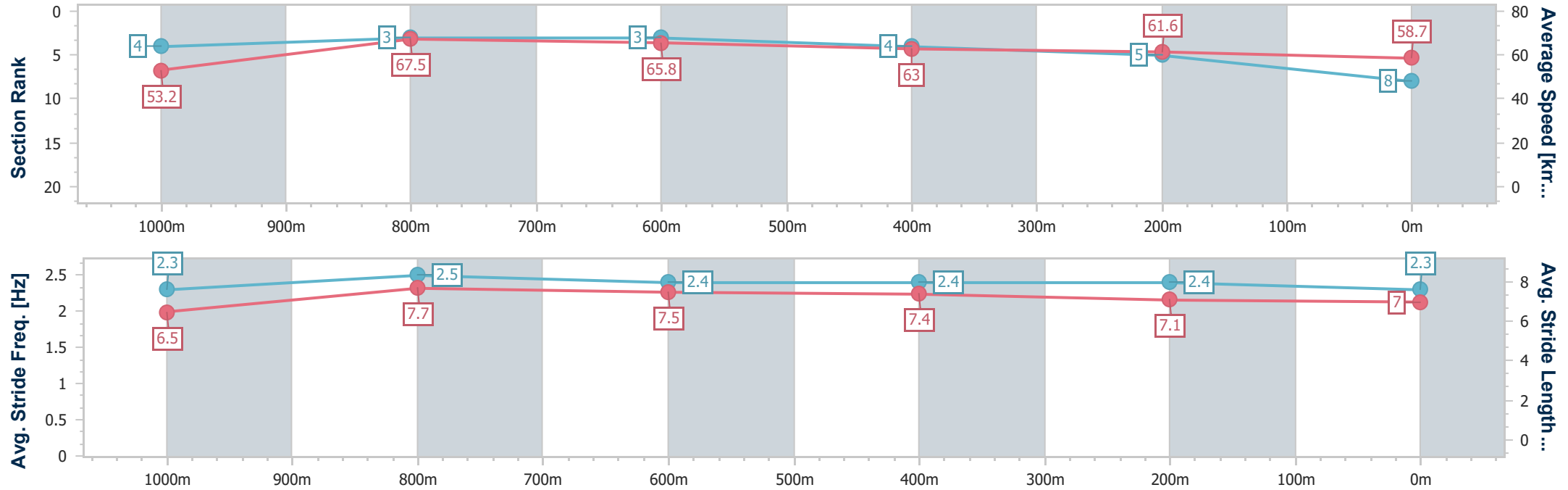


Aquis Park Gold Coast Poly QLD Professional
Race 8: AQUIS THE HOME OF 2YO SPEED BENCHMARK 58
Handicap - 1200m
18 May 2024 - 16:22



Track Rating: Synthetic, Weather: Fine, Rail Position: True

Section	Overall	1000m	800m	600m	400m	200m							
Section Times	1:10.94 [8] (0:13.54)	0:57.40 [4] (0:10.73)	0:46.67 [3] (0:11.04)	0:35.63 [3] (0:11.47)	0:24.16 [4] (0:11.78)	0:12.38 [5] (0:12.38)							
Average Speed [km/h]	53.2	67.5	65.8	63.0	61.6	58.7							
Top Speed [km/h]	67.1	68.5	66.6	64.4	62.2	61.1							
Avg. Dist. to Rail [m]	5.8	3.1	1.2	1.7	3.6	5.1							
Avg. Stride Freq. [Hz]	2.3	2.5	2.4	2.4	2.4	2.3							
Avg. Stride Length [m]	6.5	7.7	7.5	7.4	7.1	7.0							





Horse/Jockey Name	Fifty Carats
Final Rank	9
Fastest Section Time (Section)	0:10.96 (1000m)
Top Speed [km/h] (Section)	67.4 (1000m)
Race State	Finished

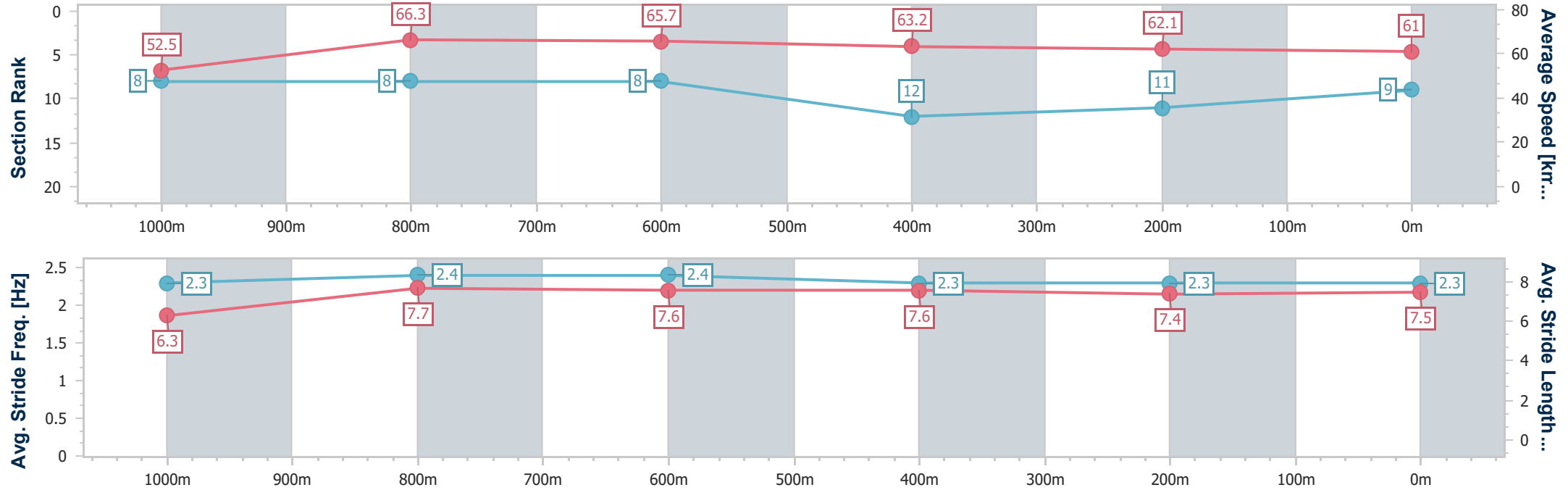


Aquis Park Gold Coast Poly QLD Professional
Race 8: AQUIS THE HOME OF 2YO SPEED BENCHMARK 58
Handicap - 1200m
18 May 2024 - 16:22



Track Rating: Synthetic, Weather: Fine, Rail Position: True

Section	Overall	1000m	800m	600m	400m	200m								
Section Times	1:11.03 [9] (0:13.77)	0:57.26 [8] (0:10.96)	0:46.30 [8] (0:11.15)	0:35.15 [8] (0:11.63)	0:23.52 [12] (0:11.68)	0:11.84 [11] (0:11.84)								
Average Speed [km/h]	52.5	66.3	65.7	63.2	62.1	61.0								
Top Speed [km/h]	66.5	67.4	67.0	65.6	63.7	63.2								
Avg. Dist. to Rail [m]	3.1	2.7	3.7	4.0	3.3	1.9								
Avg. Stride Freq. [Hz]	2.3	2.4	2.4	2.3	2.3	2.3								
Avg. Stride Length [m]	6.3	7.7	7.6	7.6	7.4	7.5								





Horse/Jockey Name	Rephrase
Final Rank	10
Fastest Section Time (Section)	0:10.94 (1000m)
Top Speed [km/h] (Section)	67.0 (1000m)
Race State	Finished

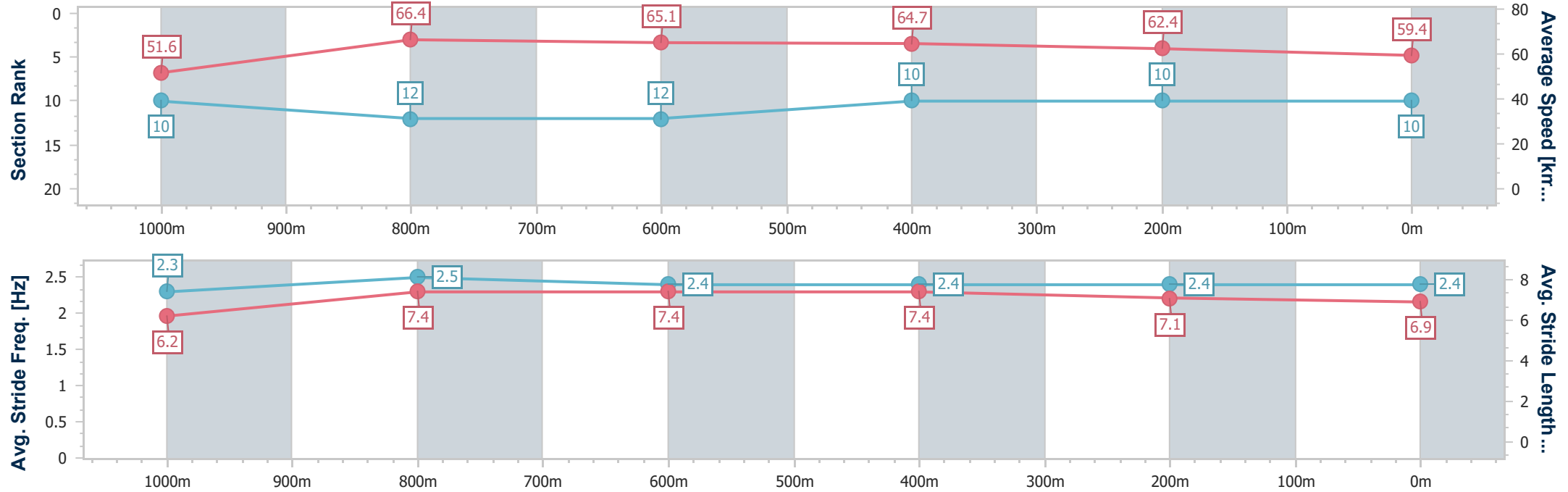


Aquis Park Gold Coast Poly QLD Professional
Race 8: AQUIS THE HOME OF 2YO SPEED BENCHMARK 58
Handicap - 1200m
18 May 2024 - 16:22



Track Rating: Synthetic, Weather: Fine, Rail Position: True

Section	Overall	1000m	800m	600m	400m	200m								
Section Times	1:11.13 [10] (0:13.94)	0:57.19 [10] (0:10.94)	0:46.25 [12] (0:11.24)	0:35.01 [12] (0:11.25)	0:23.76 [10] (0:11.63)	0:12.13 [10] (0:12.13)								
Average Speed [km/h]	51.6	66.4	65.1	64.7	62.4	59.4								
Top Speed [km/h]	66.6	67.0	66.1	66.7	63.1	62.7								
Avg. Dist. to Rail [m]	5.7	3.0	2.6	2.1	4.0	6.1								
Avg. Stride Freq. [Hz]	2.3	2.5	2.4	2.4	2.4	2.4								
Avg. Stride Length [m]	6.2	7.4	7.4	7.4	7.1	6.9								





Horse/Jockey Name	Gus The Bus
Final Rank	11
Fastest Section Time (Section)	0:10.62 (1000m)
Top Speed [km/h] (Section)	69.2 (1000m)
Race State	Finished

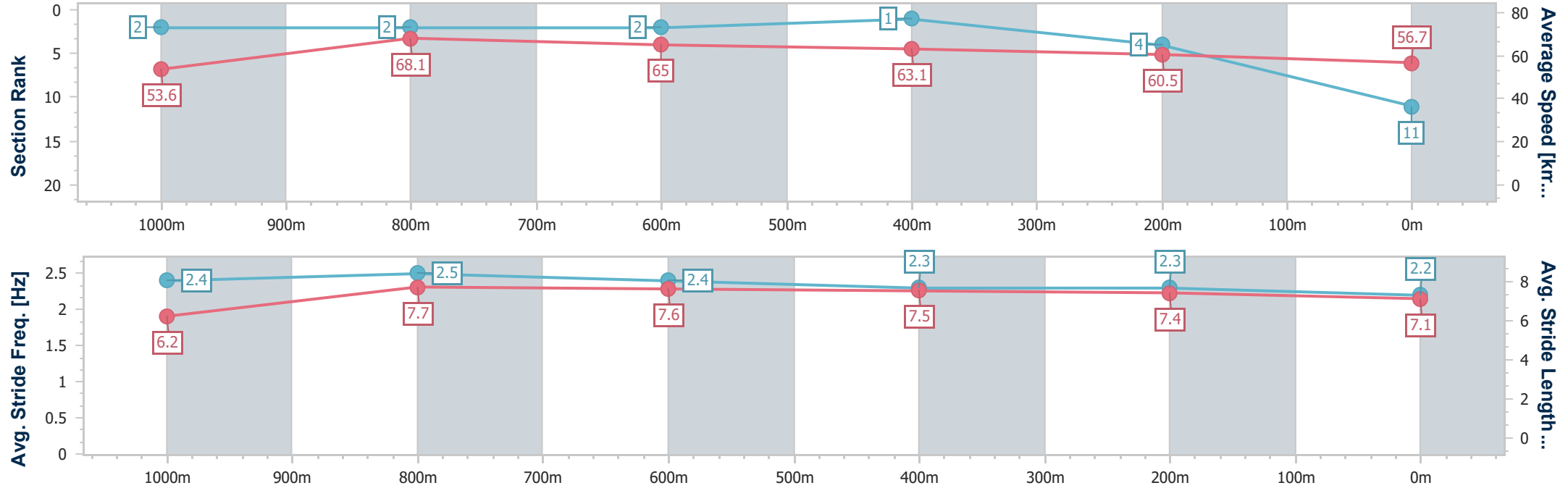


Aquis Park Gold Coast Poly QLD Professional
Race 8: AQUIS THE HOME OF 2YO SPEED BENCHMARK 58
Handicap - 1200m
18 May 2024 - 16:22



Track Rating: Synthetic, Weather: Fine, Rail Position: True

Section	Overall	1000m	800m	600m	400m	200m							
Section Times	1:11.23 [11] (0:13.41)	0:57.82 [2] (0:10.62)	0:47.20 [2] (0:11.12)	0:36.08 [2] (0:11.43)	0:24.65 [1] (0:11.94)	0:12.71 [4] (0:12.71)							
Average Speed [km/h]	53.6	68.1	65.0	63.1	60.5	56.7							
Top Speed [km/h]	68.5	69.2	66.8	65.0	61.6	59.3							
Avg. Dist. to Rail [m]	7.9	2.7	0.6	0.4	1.7	3.0							
Avg. Stride Freq. [Hz]	2.4	2.5	2.4	2.3	2.3	2.2							
Avg. Stride Length [m]	6.2	7.7	7.6	7.5	7.4	7.1							





Horse/Jockey Name	Glamouring
Final Rank	12
Fastest Section Time (Section)	0:10.99 (1000m)
Top Speed [km/h] (Section)	68.1 (800m)
Race State	Finished



Aquis Park Gold Coast Poly QLD Professional
Race 8: AQUIS THE HOME OF 2YO SPEED BENCHMARK 58
Handicap - 1200m
18 May 2024 - 16:22



Track Rating: Synthetic, Weather: Fine, Rail Position: True

Section	Overall	1000m	800m	600m	400m	200m								
Section Times	1:11.87 [12] (0:13.77)	0:58.10 [6] (0:10.99)	0:47.11 [9] (0:11.12)	0:35.99 [9] (0:11.53)	0:24.46 [11] (0:12.00)	0:12.46 [12] (0:12.46)								
Average Speed [km/h]	52.4	66.1	66.1	63.9	60.6	58.1								
Top Speed [km/h]	65.9	67.2	68.1	66.3	61.4	59.5								
Avg. Dist. to Rail [m]	7.5	4.4	3.9	4.3	5.2	4.3								
Avg. Stride Freq. [Hz]	2.2	2.4	2.4	2.3	2.3	2.2								
Avg. Stride Length [m]	6.6	7.8	7.8	7.7	7.5	7.4								

