



Rockhampton QLD Professional

Race 1: Milne Bros QTIS Three-Years-Old Handicap - 1300m

23 May 2024 - 12:30



Track Rating: Soft 5, Weather: Fine, Rail Position: +6.5m Entire

Section Field Times						Overall	1200m	1000m	800m	600m	400m	Last 600m	
						1:16.81 (0:07.93)	1:08.88 (0:11.82)	0:57.06 (0:11.79)	0:45.27 (0:11.61)	0:33.66 (0:10.77)	0:22.89 (0:11.05)	0:33.66	
Rank	TAB	Horse/Jockey	Barrier	Top Speed [km/h]	Fastest Section								Distance Travelled [m]
1	3	CHERRY ROSE	4	68.4	0:07.93	1:16.81 [1]	1:08.88 [1]	0:57.01 [2]	0:45.16 [2]	0:33.38 [3]	0:22.68 [3]	0:33.38	
		Justin Stanley		600m	Overall	(0:07.93)	(0:11.87)	(0:11.85)	(0:11.78)	(0:10.70)	(0:10.94)		
2	5	PAPASITO	5	68.9	0:08.14	1:16.84 [2]	1:08.70 [2]	0:57.09 [1]	0:45.30 [1]	0:33.69 [1]	0:22.86 [2]	0:33.69	
		Brooke Johnson		600m	Overall	(0:08.14)	(0:11.61)	(0:11.79)	(0:11.61)	(0:10.83)	(0:10.99)		
3	2	FINE SHOT	8	69.1	0:08.53	1:17.06 [3]	1:08.53 [4]	0:56.88 [3]	0:45.06 [4]	0:33.29 [4]	0:22.56 [4]	0:33.29	
		Ryan Wiggins		600m	Overall	(0:08.53)	(0:11.65)	(0:11.82)	(0:11.77)	(0:10.73)	(0:10.82)		
4	6	THE BLONDE GODDESS	1	69.1	0:08.14	1:17.82 [4]	1:09.68 [3]	0:57.61 [4]	0:46.00 [3]	0:34.52 [2]	0:23.90 [1]	0:34.52	
		Warwick Satherley		600m	Overall	(0:08.14)	(0:12.07)	(0:11.61)	(0:11.48)	(0:10.62)	(0:11.14)		

Scratched: Cryptic Prism (#7), Hell (#4), Track Tale (#1), Our Benefit (#8)



Rockhampton QLD Professional
Race 1: Milne Bros QTIS Three-Years-Old Handicap - 1300m
23 May 2024 - 12:30



Track Rating: Soft 5, Weather: Fine, Rail Position: +6.5m Entire

Section Field Times		200m 0:11.84 (0:11.84)		Last 600m 0:33.66			
Rank	TAB Horse/Jockey	Barrier	Top Speed [km/h]	Fastest Section	Margin	Distance Travelled [m]	
1	3 CHERRY ROSE Justin Stanley	4	68.4 600m	0:07.93 Overall	0:11.74 [3] (0:11.74)	1:16.81	0:33.38
2	5 PAPASITO Brooke Johnson	5	68.9 600m	0:08.14 Overall	0:11.87 [1] (0:11.87)	0.19L	0:33.69 -2
3	2 FINE SHOT Ryan Wiggins	8	69.1 600m	0:08.53 Overall	0:11.74 [4] (0:11.74)	1.48L	0:33.29 +7
4	6 THE BLONDE GODDESS Warwick Satherley	1	69.1 600m	0:08.14 Overall	0:12.76 [2] (0:12.76)	5.93L	0:34.52 +3

Scratched: Cryptic Prism (#7), Hell (#4), Track Tale (#1), Our Benefit (#8)



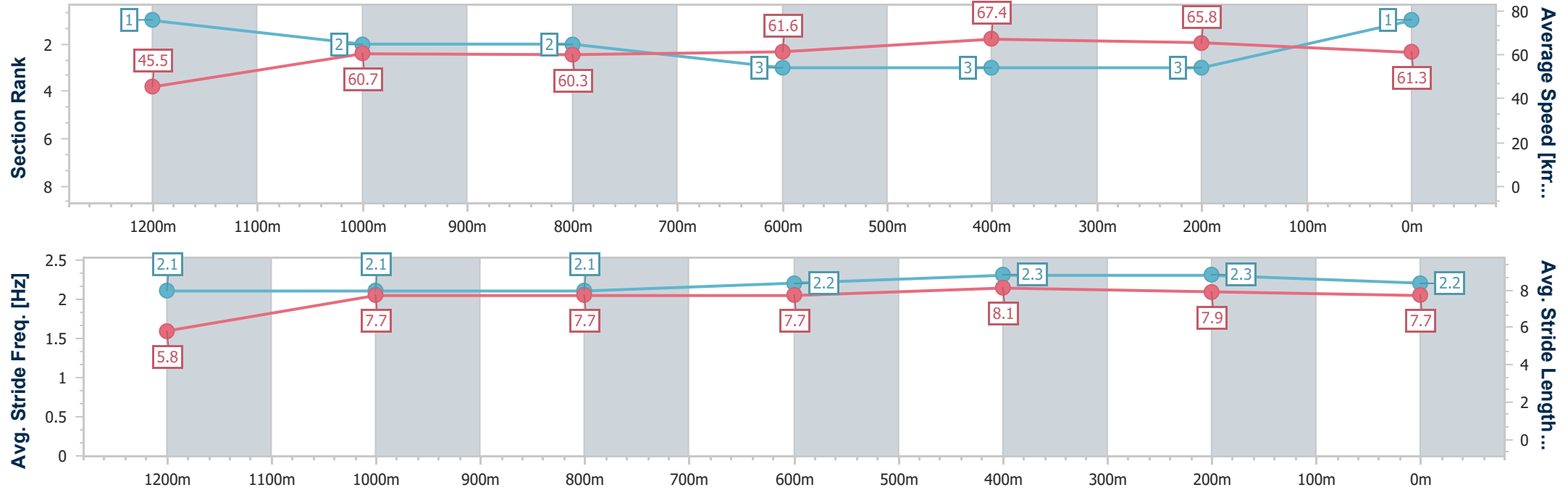
Horse/Jockey Name	Cherry Rose
Final Rank	1
Fastest Section Time (Section)	0:07.93 (Overall)
Top Speed [km/h] (Section)	68.4 (600m)
Race State	Finished



Rockhampton QLD Professional
Race 1: Milne Bros QTIS Three-Years-Old Handicap - 1300m
23 May 2024 - 12:30
Track Rating: Soft 5, Weather: Fine, Rail Position: +6.5m Entire



Section	Overall	1200m	1000m	800m	600m	400m	200m						
Section Times	1:16.81 [1] (0:07.93)	1:08.88 [1] (0:11.87)	0:57.01 [2] (0:11.85)	0:45.16 [2] (0:11.78)	0:33.38 [3] (0:10.70)	0:22.68 [3] (0:10.94)	0:11.74 [3] (0:11.74)						
Average Speed [km/h]	45.5	60.7	60.3	61.6	67.4	65.8	61.3						
Top Speed [km/h]	58.4	62.1	62.0	65.1	68.4	67.9	64.1						
Avg. Dist. to Rail [m]	3.9	0.3	0.7	0.9	2.5	3.3	4.2						
Avg. Stride Freq. [Hz]	2.1	2.1	2.1	2.2	2.3	2.3	2.2						
Avg. Stride Length [m]	5.8	7.7	7.7	7.7	8.1	7.9	7.7						





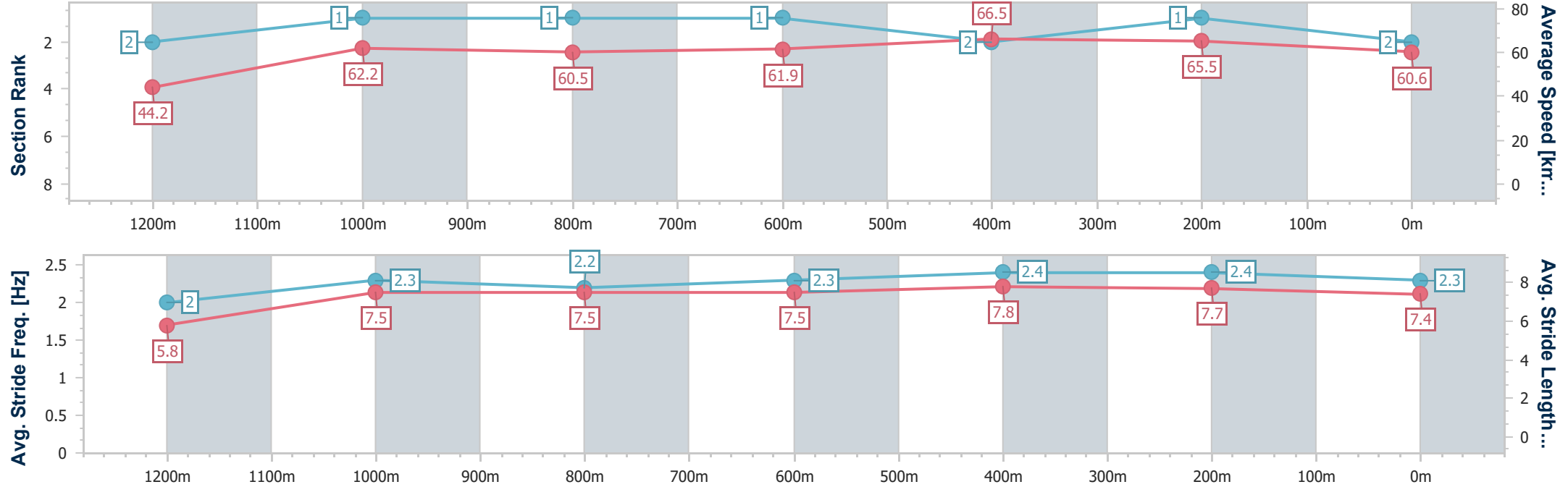
Horse/Jockey Name	Papasito
Final Rank	2
Fastest Section Time (Section)	0:08.14 (Overall)
Top Speed [km/h] (Section)	68.9 (600m)
Race State	Finished



Rockhampton QLD Professional
Race 1: Milne Bros QTIS Three-Years-Old Handicap - 1300m
23 May 2024 - 12:30
Track Rating: Soft 5, Weather: Fine, Rail Position: +6.5m Entire



Section	Overall	1200m	1000m	800m	600m	400m	200m						
Section Times	1:16.84 [2] (0:08.14)	1:08.70 [2] (0:11.61)	0:57.09 [1] (0:11.79)	0:45.30 [1] (0:11.61)	0:33.69 [1] (0:10.83)	0:22.86 [2] (0:10.99)	0:11.87 [1] (0:11.87)						
Average Speed [km/h]	44.2	62.2	60.5	61.9	66.5	65.5	60.6						
Top Speed [km/h]	60.6	62.7	62.7	65.8	68.9	68.6	63.0						
Avg. Dist. to Rail [m]	5.4	0.4	1.1	0.8	2.1	1.5	1.1						
Avg. Stride Freq. [Hz]	2.0	2.3	2.2	2.3	2.4	2.4	2.3						
Avg. Stride Length [m]	5.8	7.5	7.5	7.5	7.8	7.7	7.4						





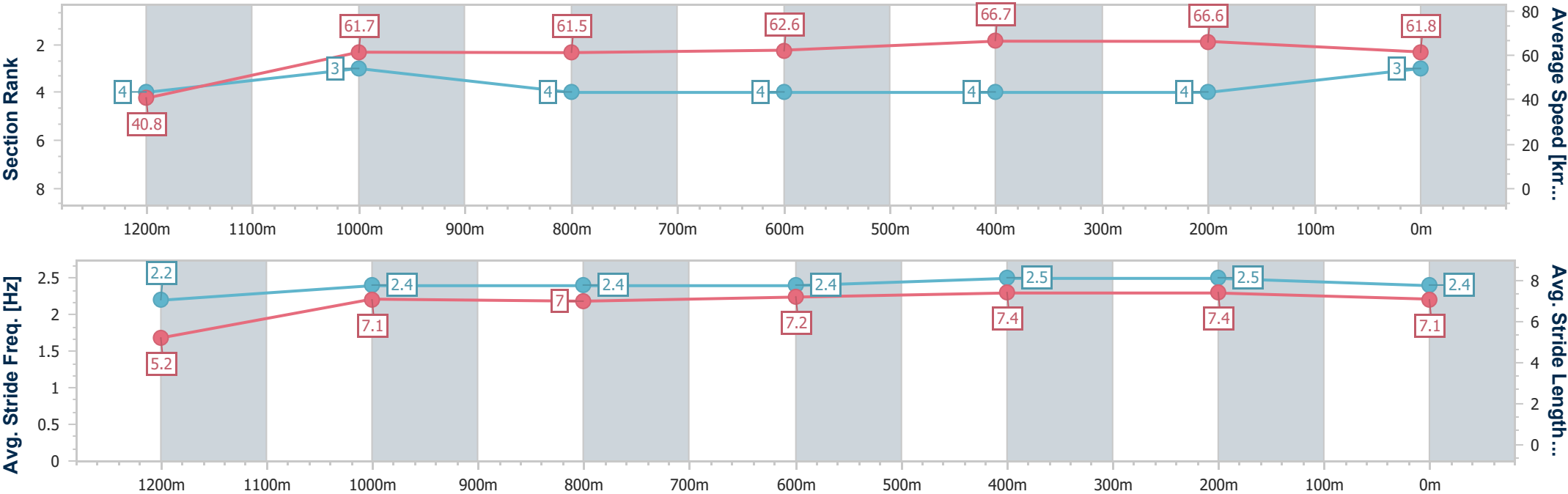
Horse/Jockey Name	Fine Shot
Final Rank	3
Fastest Section Time (Section)	0:08.53 (Overall)
Top Speed [km/h] (Section)	69.1 (600m)
Race State	Finished



Rockhampton QLD Professional
Race 1: Milne Bros QTIS Three-Years-Old Handicap - 1300m
23 May 2024 - 12:30
Track Rating: Soft 5, Weather: Fine, Rail Position: +6.5m Entire



Section	Overall	1200m	1000m	800m	600m	400m	200m						
Section Times	1:17.06 [3] (0:08.53)	1:08.53 [4] (0:11.65)	0:56.88 [3] (0:11.82)	0:45.06 [4] (0:11.77)	0:33.29 [4] (0:10.73)	0:22.56 [4] (0:10.82)	0:11.74 [4] (0:11.74)						
Average Speed [km/h]	40.8	61.7	61.5	62.6	66.7	66.6	61.8						
Top Speed [km/h]	56.6	63.5	63.8	65.2	69.1	68.9	66.0						
Avg. Dist. to Rail [m]	4.1	0.5	0.8	2.6	5.9	7.1	7.5						
Avg. Stride Freq. [Hz]	2.2	2.4	2.4	2.4	2.5	2.5	2.4						
Avg. Stride Length [m]	5.2	7.1	7.0	7.2	7.4	7.4	7.1						





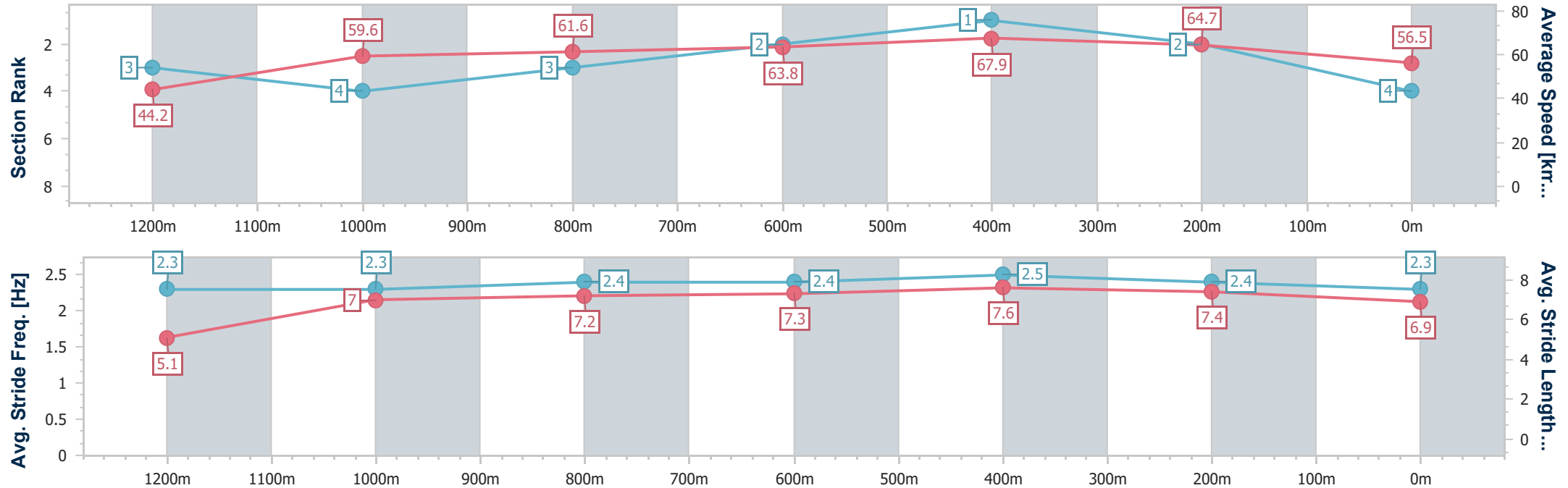
Horse/Jockey Name	The Blonde Goddess
Final Rank	4
Fastest Section Time (Section)	0:08.14 (Overall)
Top Speed [km/h] (Section)	69.1 (600m)
Race State	Finished



Rockhampton QLD Professional
Race 1: Milne Bros QTIS Three-Years-Old Handicap - 1300m
23 May 2024 - 12:30
Track Rating: Soft 5, Weather: Fine, Rail Position: +6.5m Entire



Section	Overall	1200m	1000m	800m	600m	400m	200m						
Section Times	1:17.82 [4] (0:08.14)	1:09.68 [3] (0:12.07)	0:57.61 [4] (0:11.61)	0:46.00 [3] (0:11.48)	0:34.52 [2] (0:10.62)	0:23.90 [1] (0:11.14)	0:12.76 [2] (0:12.76)						
Average Speed [km/h]	44.2	59.6	61.6	63.8	67.9	64.7	56.5						
Top Speed [km/h]	58.1	62.3	63.0	65.8	69.1	66.9	61.4						
Avg. Dist. to Rail [m]	2.3	1.2	1.2	2.1	4.2	3.8	3.7						
Avg. Stride Freq. [Hz]	2.3	2.3	2.4	2.4	2.5	2.4	2.3						
Avg. Stride Length [m]	5.1	7.0	7.2	7.3	7.6	7.4	6.9						





Rockhampton QLD Professional
Race 2: Get Your Rocky Cup Calcutta Dinner Tickets QTIS Three-Year-
Old Maiden Handicap - 1300m
23 May 2024 - 13:13



Track Rating: Soft 5, Weather: Fine, Rail Position: +6.5m Entire

Section						Overall	1200m	1000m	800m	600m	400m	Last 600m	
Field Times						1:17.81 (0:07.62)	1:10.19 (0:11.30)	0:58.89 (0:11.68)	0:47.21 (0:11.98)	0:35.23 (0:11.25)	0:23.98 (0:11.45)	0:35.23	
Rank	TAB	Horse/Jockey	Barrier	Top Speed [km/h]	Fastest Section								Distance Travelled [m]
1	1	PLAYED	5	65.6	0:07.70	1:17.81 [1]	1:10.11 [2]	0:58.56 [3]	0:46.85 [3]	0:34.82 [3]	0:23.66 [3]	0:34.82	
		Samantha Collett		600m	Overall	(0:07.70)	(0:11.55)	(0:11.71)	(0:12.03)	(0:11.16)	(0:11.31)		
2	5	RUMBLING BOY	6	66.2	0:07.62	1:17.83 [2]	1:10.21 [1]	0:58.91 [1]	0:47.23 [1]	0:35.25 [1]	0:24.00 [1]	0:35.25	-1
		Warwick Satherley		600m	Overall	(0:07.62)	(0:11.30)	(0:11.68)	(0:11.98)	(0:11.25)	(0:11.45)		
3	8	TIME TO TURN	3	66.4	0:08.26	1:18.31 [3]	1:10.05 [6]	0:58.49 [7]	0:46.86 [6]	0:35.01 [6]	0:23.87 [5]	0:35.01	+1
		Tasha Chambers		400m	Overall	(0:08.26)	(0:11.56)	(0:11.63)	(0:11.85)	(0:11.14)	(0:11.42)		
4	7	FLYING MAPLE	7	65.8	0:07.82	1:18.32 [4]	1:10.50 [3]	0:59.12 [2]	0:47.48 [2]	0:35.52 [2]	0:24.41 [2]	0:35.52	+2
		Les Tilley		600m	Overall	(0:07.82)	(0:11.38)	(0:11.64)	(0:11.96)	(0:11.11)	(0:11.52)		
5	6	COOL STORY	2	66.6	0:07.89	1:18.36 [5]	1:10.47 [4]	0:58.91 [4]	0:47.13 [5]	0:35.07 [5]	0:23.87 [6]	0:35.07	-3
		Hannah Richardson		600m	Overall	(0:07.89)	(0:11.56)	(0:11.78)	(0:12.06)	(0:11.20)	(0:11.45)		
6	2	MR SQUIGGLE'S MATE	4	65.4	0:08.26	1:18.78 [6]	1:10.52 [7]	0:59.08 [6]	0:47.09 [7]	0:35.24 [7]	0:24.07 [7]	0:35.24	+1
		Ryan Wiggins		600m	Overall	(0:08.26)	(0:11.44)	(0:11.99)	(0:11.85)	(0:11.17)	(0:11.63)		
7	3	JERIDAH	1	66.4	0:08.07	1:19.34 [7]	1:11.27 [5]	0:59.73 [5]	0:48.20 [4]	0:36.18 [4]	0:25.04 [4]	0:36.18	+4
		Georgina Cartwright		600m	Overall	(0:08.07)	(0:11.54)	(0:11.53)	(0:12.02)	(0:11.14)	(0:11.75)		

Scratched: Tornado Torque (#4)



Rockhampton QLD Professional
Race 2: Get Your Rocky Cup Calcutta Dinner Tickets QTIS Three-Year-
Old Maiden Handicap - 1300m
23 May 2024 - 13:13



Track Rating: Soft 5, Weather: Fine, Rail Position: +6.5m Entire

Section						200m			Last 600m
Field Times						0:12.53 (0:12.53)			0:35.23
Rank	TAB	Horse/Jockey	Barrier	Top Speed [km/h]	Fastest Section	Margin		Distance Travelled [m]	
1	1	PLAYED	5	65.6	0:07.70	0:12.35 [3]	1:17.81	0:34.82	
		Samantha Collett		600m	Overall	(0:12.35)			
2	5	RUMBLING BOY	6	66.2	0:07.62	0:12.55 [1]	0.12L	0:35.25	-1
		Warwick Satherley		600m	Overall	(0:12.55)			
3	8	TIME TO TURN	3	66.4	0:08.26	0:12.45 [4]	2.91L	0:35.01	+1
		Tasha Chambers		400m	Overall	(0:12.45)			
4	7	FLYING MAPLE	7	65.8	0:07.82	0:12.89 [2]	2.96L	0:35.52	+2
		Les Tilley		600m	Overall	(0:12.89)			
5	6	COOL STORY	2	66.6	0:07.89	0:12.42 [5]	3.19L	0:35.07	-3
		Hannah Richardson		600m	Overall	(0:12.42)			
6	2	MR SQUIGGLE'S MATE	4	65.4	0:08.26	0:12.44 [7]	5.67L	0:35.24	+1
		Ryan Wiggins		600m	Overall	(0:12.44)			
7	3	JERIDAH	1	66.4	0:08.07	0:13.29 [6]	8.98L	0:36.18	+4
		Georgina Cartwright		600m	Overall	(0:13.29)			

Scratched: Tornado Torque (#4)



Horse/Jockey Name	Played
Final Rank	1
Fastest Section Time (Section)	0:07.70 (Overall)
Top Speed [km/h] (Section)	65.6 (600m)
Race State	Finished

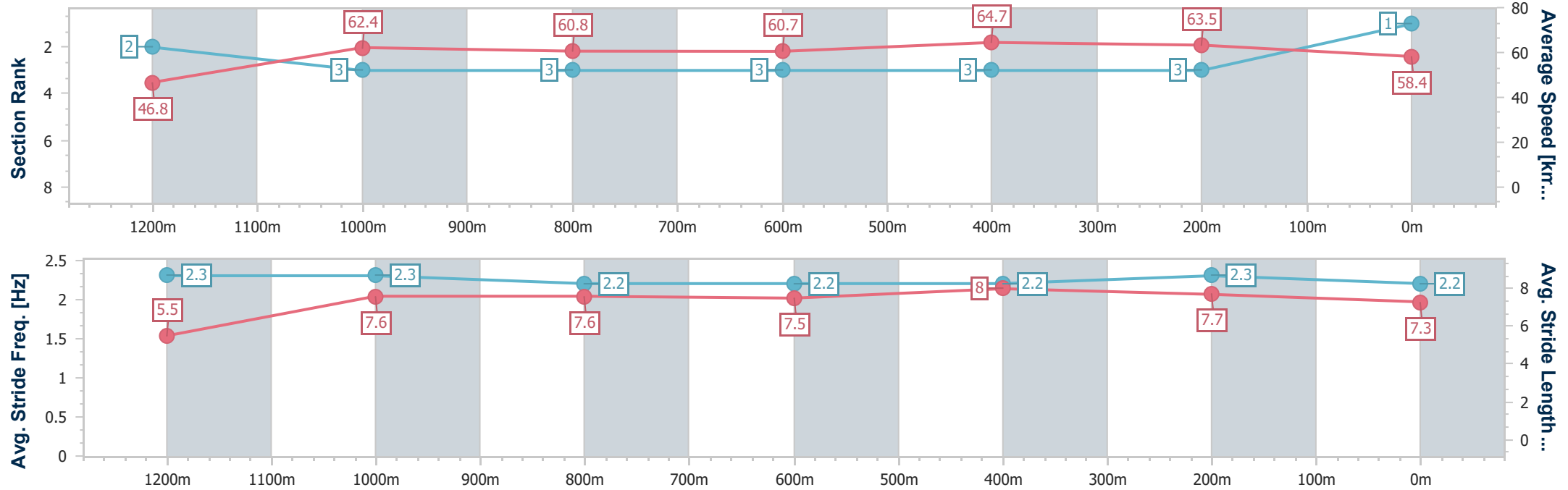


Rockhampton QLD Professional
Race 2: Get Your Rocky Cup Calcutta Dinner Tickets QTIS
Three-Year-Old Maiden Handicap - 1300m
23 May 2024 - 13:13



Track Rating: Soft 5, Weather: Fine, Rail Position: +6.5m Entire

Section	Overall	1200m	1000m	800m	600m	400m	200m						
Section Times	1:17.81 [1] (0:07.70)	1:10.11 [2] (0:11.55)	0:58.56 [3] (0:11.71)	0:46.85 [3] (0:12.03)	0:34.82 [3] (0:11.16)	0:23.66 [3] (0:11.31)	0:12.35 [3] (0:12.35)						
Average Speed [km/h]	46.8	62.4	60.8	60.7	64.7	63.5	58.4						
Top Speed [km/h]	62.2	64.0	62.6	62.3	65.6	64.1	62.5						
Avg. Dist. to Rail [m]	6.4	1.0	1.8	2.0	3.7	6.1	4.9						
Avg. Stride Freq. [Hz]	2.3	2.3	2.2	2.2	2.2	2.3	2.2						
Avg. Stride Length [m]	5.5	7.6	7.6	7.5	8.0	7.7	7.3						





Horse/Jockey Name	Rumbling Boy
Final Rank	2
Fastest Section Time (Section)	0:07.62 (Overall)
Top Speed [km/h] (Section)	66.2 (600m)
Race State	Finished

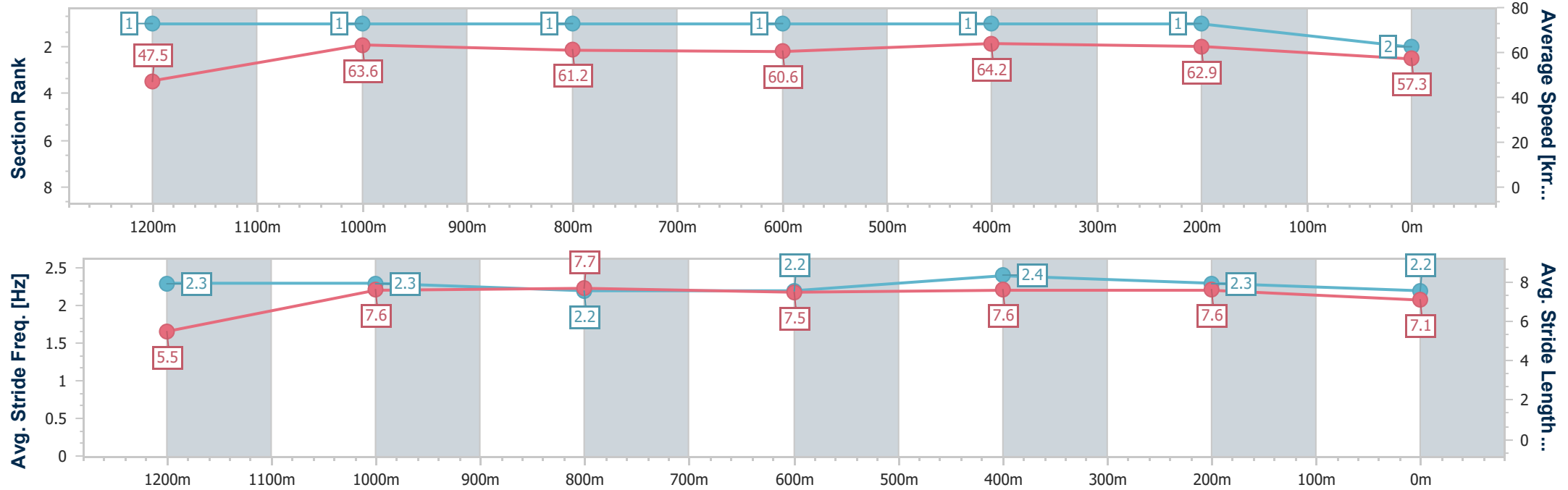


Rockhampton QLD Professional
Race 2: Get Your Rocky Cup Calcutta Dinner Tickets QTIS
Three-Year-Old Maiden Handicap - 1300m
23 May 2024 - 13:13



Track Rating: Soft 5, Weather: Fine, Rail Position: +6.5m Entire

Section	Overall	1200m	1000m	800m	600m	400m	200m						
Section Times	1:17.83 [2] (0:07.62)	1:10.21 [1] (0:11.30)	0:58.91 [1] (0:11.68)	0:47.23 [1] (0:11.98)	0:35.25 [1] (0:11.25)	0:24.00 [1] (0:11.45)	0:12.55 [1] (0:12.55)						
Average Speed [km/h]	47.5	63.6	61.2	60.6	64.2	62.9	57.3						
Top Speed [km/h]	62.6	65.4	62.1	61.3	66.2	65.8	60.3						
Avg. Dist. to Rail [m]	7.2	0.6	1.1	1.2	2.4	2.2	2.6						
Avg. Stride Freq. [Hz]	2.3	2.3	2.2	2.2	2.4	2.3	2.2						
Avg. Stride Length [m]	5.5	7.6	7.7	7.5	7.6	7.6	7.1						





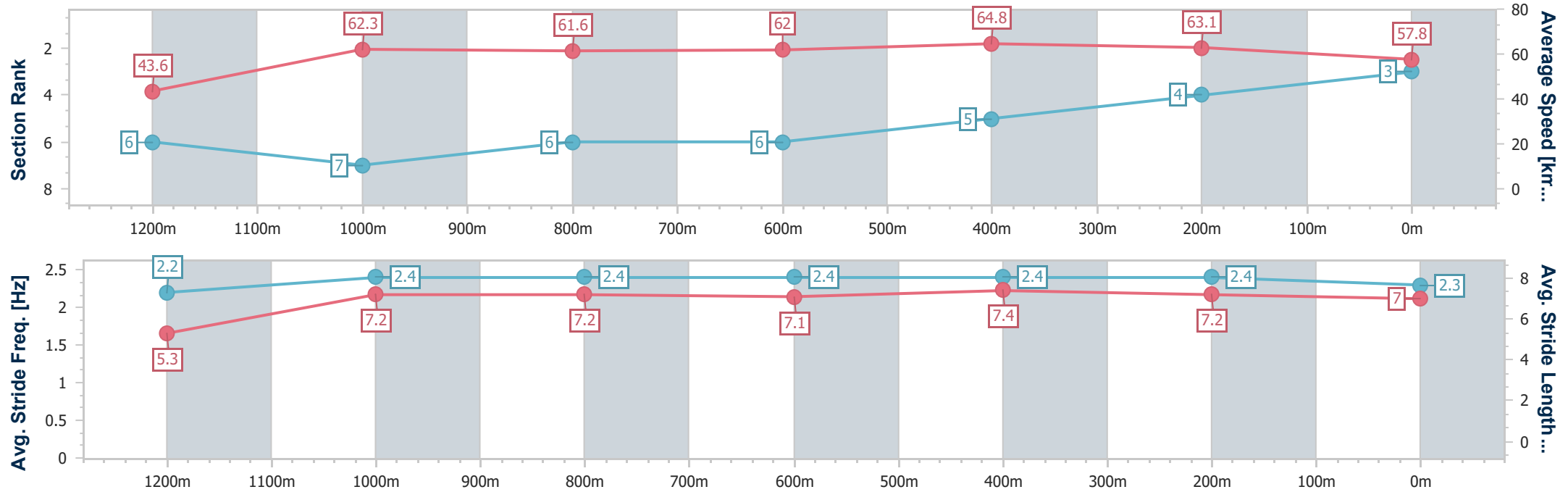
Horse/Jockey Name	Time To Turn
Final Rank	3
Fastest Section Time (Section)	0:08.26 (Overall)
Top Speed [km/h] (Section)	66.4 (400m)
Race State	Finished



Rockhampton QLD Professional
Race 2: Get Your Rocky Cup Calcutta Dinner Tickets QTIS
Three-Year-Old Maiden Handicap - 1300m
23 May 2024 - 13:13
Track Rating: Soft 5, Weather: Fine, Rail Position: +6.5m Entire



Section	Overall	1200m	1000m	800m	600m	400m	200m						
Section Times	1:18.31 [3] (0:08.26)	1:10.05 [6] (0:11.56)	0:58.49 [7] (0:11.63)	0:46.86 [6] (0:11.85)	0:35.01 [6] (0:11.14)	0:23.87 [5] (0:11.42)	0:12.45 [4] (0:12.45)						
Average Speed [km/h]	43.6	62.3	61.6	62.0	64.8	63.1	57.8						
Top Speed [km/h]	60.4	63.2	62.7	63.3	66.4	66.4	60.6						
Avg. Dist. to Rail [m]	4.2	1.0	1.0	2.5	5.0	8.3	7.2						
Avg. Stride Freq. [Hz]	2.2	2.4	2.4	2.4	2.4	2.4	2.3						
Avg. Stride Length [m]	5.3	7.2	7.2	7.1	7.4	7.2	7.0						





Horse/Jockey Name	Flying Maple
Final Rank	4
Fastest Section Time (Section)	0:07.82 (Overall)
Top Speed [km/h] (Section)	65.8 (600m)
Race State	Finished



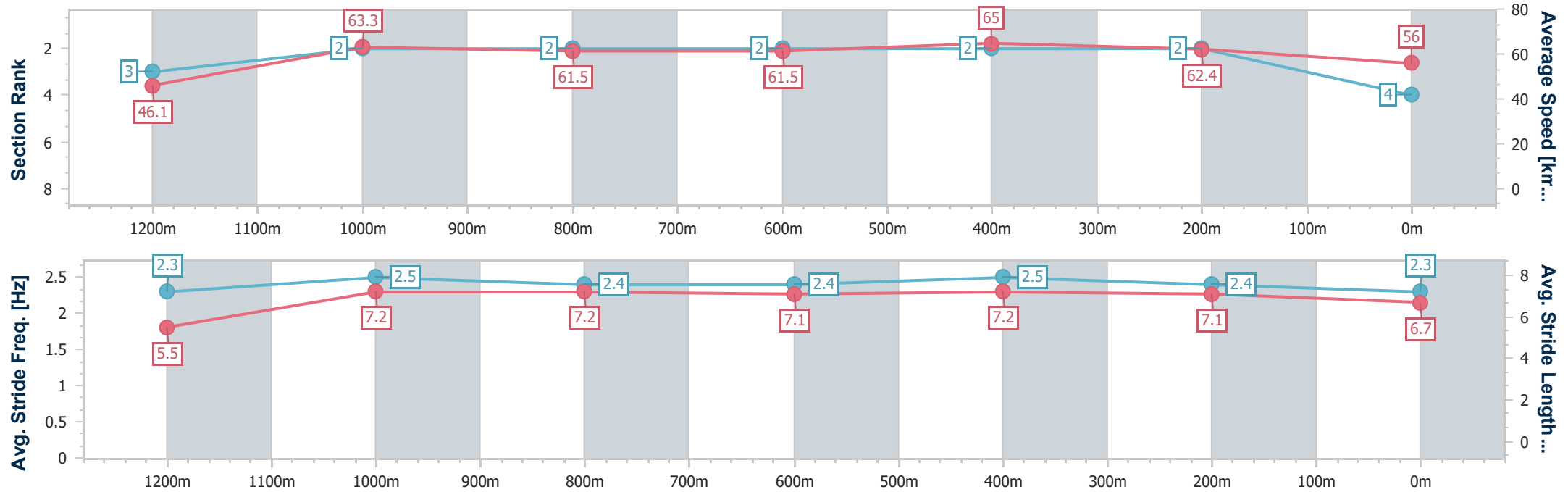
Rockhampton QLD Professional
Race 2: Get Your Rocky Cup Calcutta Dinner Tickets QTIS
Three-Year-Old Maiden Handicap - 1300m

23 May 2024 - 13:13

Track Rating: Soft 5, Weather: Fine, Rail Position: +6.5m Entire



Section	Overall	1200m	1000m	800m	600m	400m	200m						
Section Times	1:18.32 [4] (0:07.82)	1:10.50 [3] (0:11.38)	0:59.12 [2] (0:11.64)	0:47.48 [2] (0:11.96)	0:35.52 [2] (0:11.11)	0:24.41 [2] (0:11.52)	0:12.89 [2] (0:12.89)						
Average Speed [km/h]	46.1	63.3	61.5	61.5	65.0	62.4	56.0						
Top Speed [km/h]	61.8	65.7	64.0	62.7	65.8	65.1	60.0						
Avg. Dist. to Rail [m]	8.3	0.9	1.2	2.8	4.5	4.4	4.0						
Avg. Stride Freq. [Hz]	2.3	2.5	2.4	2.4	2.5	2.4	2.3						
Avg. Stride Length [m]	5.5	7.2	7.2	7.1	7.2	7.1	6.7						





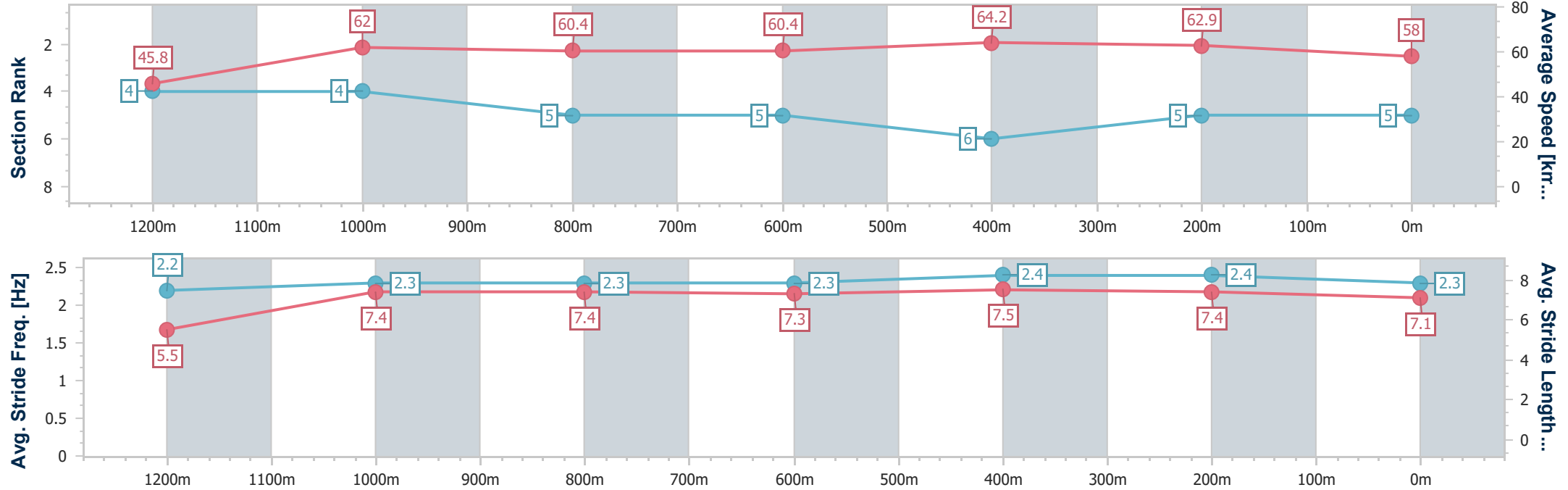
Horse/Jockey Name	Cool Story
Final Rank	5
Fastest Section Time (Section)	0:07.89 (Overall)
Top Speed [km/h] (Section)	66.6 (600m)
Race State	Finished



Rockhampton QLD Professional
Race 2: Get Your Rocky Cup Calcutta Dinner Tickets QTIS
Three-Year-Old Maiden Handicap - 1300m
23 May 2024 - 13:13
Track Rating: Soft 5, Weather: Fine, Rail Position: +6.5m Entire



Section	Overall	1200m	1000m	800m	600m	400m	200m						
Section Times	1:18.36 [5] (0:07.89)	1:10.47 [4] (0:11.56)	0:58.91 [4] (0:11.78)	0:47.13 [5] (0:12.06)	0:35.07 [5] (0:11.20)	0:23.87 [6] (0:11.45)	0:12.42 [5] (0:12.42)						
Average Speed [km/h]	45.8	62.0	60.4	60.4	64.2	62.9	58.0						
Top Speed [km/h]	60.8	63.8	62.9	62.1	66.6	65.2	60.2						
Avg. Dist. to Rail [m]	3.1	1.3	2.0	1.4	2.5	3.0	3.8						
Avg. Stride Freq. [Hz]	2.2	2.3	2.3	2.3	2.4	2.4	2.3						
Avg. Stride Length [m]	5.5	7.4	7.4	7.3	7.5	7.4	7.1						





Horse/Jockey Name	Mr Squiggle's Mate
Final Rank	6
Fastest Section Time (Section)	0:08.26 (Overall)
Top Speed [km/h] (Section)	65.4 (600m)
Race State	Finished

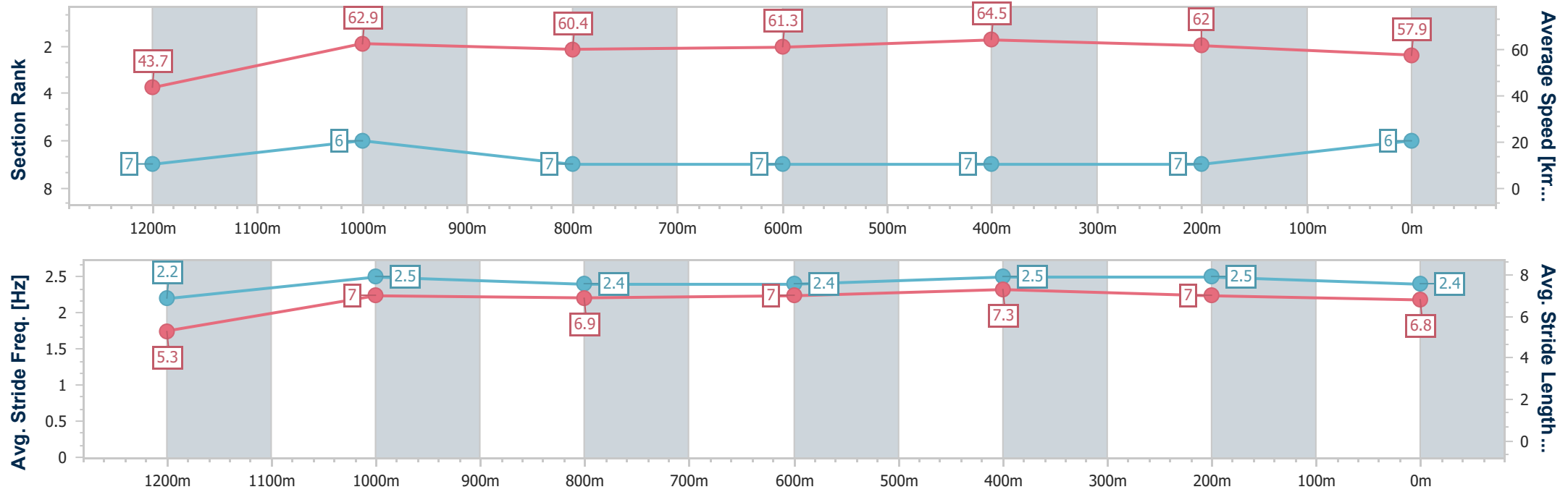


Rockhampton QLD Professional
Race 2: Get Your Rocky Cup Calcutta Dinner Tickets QTIS
Three-Year-Old Maiden Handicap - 1300m
23 May 2024 - 13:13



Track Rating: Soft 5, Weather: Fine, Rail Position: +6.5m Entire

Section	Overall	1200m	1000m	800m	600m	400m	200m						
Section Times	1:18.78 [6] (0:08.26)	1:10.52 [7] (0:11.44)	0:59.08 [6] (0:11.99)	0:47.09 [7] (0:11.85)	0:35.24 [7] (0:11.17)	0:24.07 [7] (0:11.63)	0:12.44 [7] (0:12.44)						
Average Speed [km/h]	43.7	62.9	60.4	61.3	64.5	62.0	57.9						
Top Speed [km/h]	59.6	64.0	62.4	64.1	65.4	65.0	62.0						
Avg. Dist. to Rail [m]	5.2	0.5	0.7	1.2	1.8	3.0	2.4						
Avg. Stride Freq. [Hz]	2.2	2.5	2.4	2.4	2.5	2.5	2.4						
Avg. Stride Length [m]	5.3	7.0	6.9	7.0	7.3	7.0	6.8						





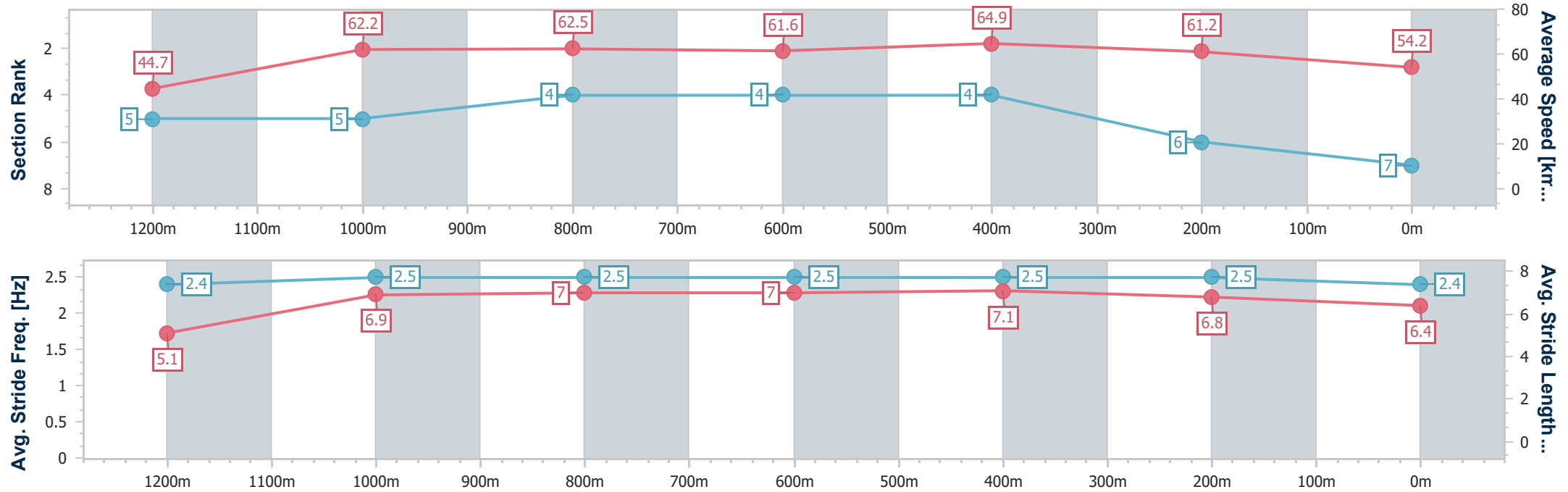
Horse/Jockey Name	Jeridah
Final Rank	7
Fastest Section Time (Section)	0:08.07 (Overall)
Top Speed [km/h] (Section)	66.4 (600m)
Race State	Finished



Rockhampton QLD Professional
Race 2: Get Your Rocky Cup Calcutta Dinner Tickets QTIS
Three-Year-Old Maiden Handicap - 1300m
23 May 2024 - 13:13
Track Rating: Soft 5, Weather: Fine, Rail Position: +6.5m Entire



Section	Overall	1200m	1000m	800m	600m	400m	200m						
Section Times	1:19.34 [7] (0:08.07)	1:11.27 [5] (0:11.54)	0:59.73 [5] (0:11.53)	0:48.20 [4] (0:12.02)	0:36.18 [4] (0:11.14)	0:25.04 [4] (0:11.75)	0:13.29 [6] (0:13.29)						
Average Speed [km/h]	44.7	62.2	62.5	61.6	64.9	61.2	54.2						
Top Speed [km/h]	61.0	64.4	63.6	63.6	66.4	64.3	57.6						
Avg. Dist. to Rail [m]	2.7	2.0	1.1	3.7	3.9	5.2	4.7						
Avg. Stride Freq. [Hz]	2.4	2.5	2.5	2.5	2.5	2.5	2.4						
Avg. Stride Length [m]	5.1	6.9	7.0	7.0	7.1	6.8	6.4						





Rockhampton QLD Professional

Race 3: NAB Regional and Agribusiness Class 3 Plate - 1050m

23 May 2024 - 13:45



Track Rating: Soft 5, Weather: Fine, Rail Position: +6.5m Entire

Section					Overall	1000m	800m	600m	400m	200m	Last 600m			
Field Times					1:00.42 (0:04.29)	0:56.13 (0:11.54)	0:44.59 (0:11.11)	0:33.48 (0:10.90)	0:22.58 (0:10.95)	0:11.63 (0:11.63)	0:33.48			
Rank	TAB	Horse/Jockey	Barrier	Top Speed [km/h]	Fastest Section							Margin		Distance Travelled [m]
1	6	SINGLE MEMO	1	67.7	0:04.29	1:00.42 [1]	0:56.13 [1]	0:44.55 [2]	0:33.33 [2]	0:22.56 [2]	0:11.63 [1]	1:00.42	0:33.33	
		Justin Stanley		600m	Overall	(0:04.29)	(0:11.58)	(0:11.22)	(0:10.77)	(0:10.93)	(0:11.63)			
2	5	PRETTY SLICK	5	68.4	0:04.60	1:00.56 [2]	0:55.96 [3]	0:44.30 [3]	0:33.01 [3]	0:22.28 [3]	0:11.58 [2]	0.84L	0:33.01	-1
		Ryan Wiggins		400m	Overall	(0:04.60)	(0:11.66)	(0:11.29)	(0:10.73)	(0:10.70)	(0:11.58)			
3	7	SIX SIDES	2	68.4	0:04.62	1:00.68 [3]	0:56.06 [4]	0:44.32 [4]	0:32.96 [4]	0:22.24 [4]	0:11.49 [3]	1.53L	0:32.96	-3
		Samantha Collett		600m	Overall	(0:04.62)	(0:11.74)	(0:11.36)	(0:10.72)	(0:10.75)	(0:11.49)			
4	4	ACROPHOBIC	4	69.3	0:04.82	1:00.83 [4]	0:56.01 [6]	0:44.26 [6]	0:32.87 [6]	0:22.09 [5]	0:11.51 [5]	2.41L	0:32.87	+1
		Warwick Satherley		600m	Overall	(0:04.82)	(0:11.75)	(0:11.39)	(0:10.78)	(0:10.58)	(0:11.51)			
5	3	RUBUNKAR	6	68.3	0:04.65	1:01.85 [5]	0:57.20 [5]	0:46.02 [1]	0:34.91 [1]	0:24.01 [1]	0:12.65 [4]	8.38L	0:34.91	+5
		Tahlia Fenlon		800m	Overall	(0:04.65)	(0:11.18)	(0:11.11)	(0:10.90)	(0:11.36)	(0:12.65)			
6	1	CAMAROSA	3	66.7	0:04.54	1:02.16 [6]	0:57.62 [2]	0:45.68 [5]	0:34.35 [5]	0:23.32 [6]	0:12.03 [6]	10.2L	0:34.35	-2
		Brooke Johnson		600m	Overall	(0:04.54)	(0:11.94)	(0:11.33)	(0:11.03)	(0:11.29)	(0:12.03)			

Scratched: Jungle Beat (#2)



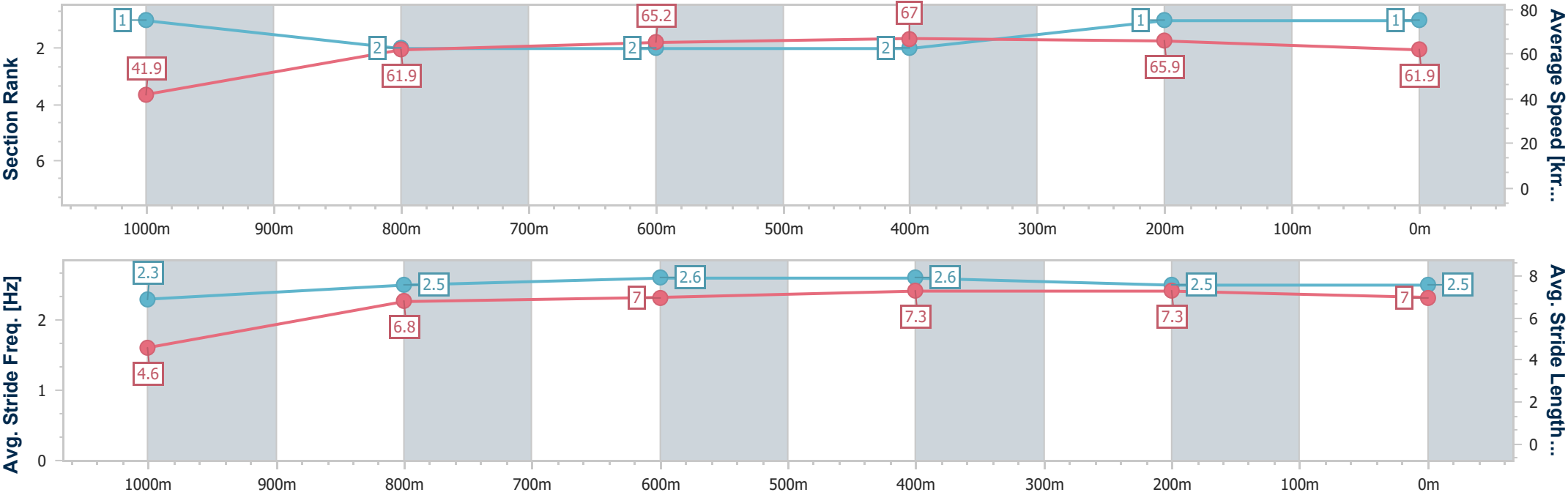
Horse/Jockey Name	Single Memo
Final Rank	1
Fastest Section Time (Section)	0:04.29 (Overall)
Top Speed [km/h] (Section)	67.7 (600m)
Race State	Finished



Rockhampton QLD Professional
Race 3: NAB Regional and Agribusiness Class 3 Plate - 1050m
23 May 2024 - 13:45
Track Rating: Soft 5, Weather: Fine, Rail Position: +6.5m Entire



Section	Overall	1000m	800m	600m	400m	200m							
Section Times	1:00.42 [1] (0:04.29)	0:56.13 [1] (0:11.58)	0:44.55 [2] (0:11.22)	0:33.33 [2] (0:10.77)	0:22.56 [2] (0:10.93)	0:11.63 [1] (0:11.63)							
Average Speed [km/h]	41.9	61.9	65.2	67.0	65.9	61.9							
Top Speed [km/h]	56.4	65.8	66.4	67.7	67.6	64.4							
Avg. Dist. to Rail [m]	3.0	1.0	2.1	3.5	1.7	2.7							
Avg. Stride Freq. [Hz]	2.3	2.5	2.6	2.6	2.5	2.5							
Avg. Stride Length [m]	4.6	6.8	7.0	7.3	7.3	7.0							





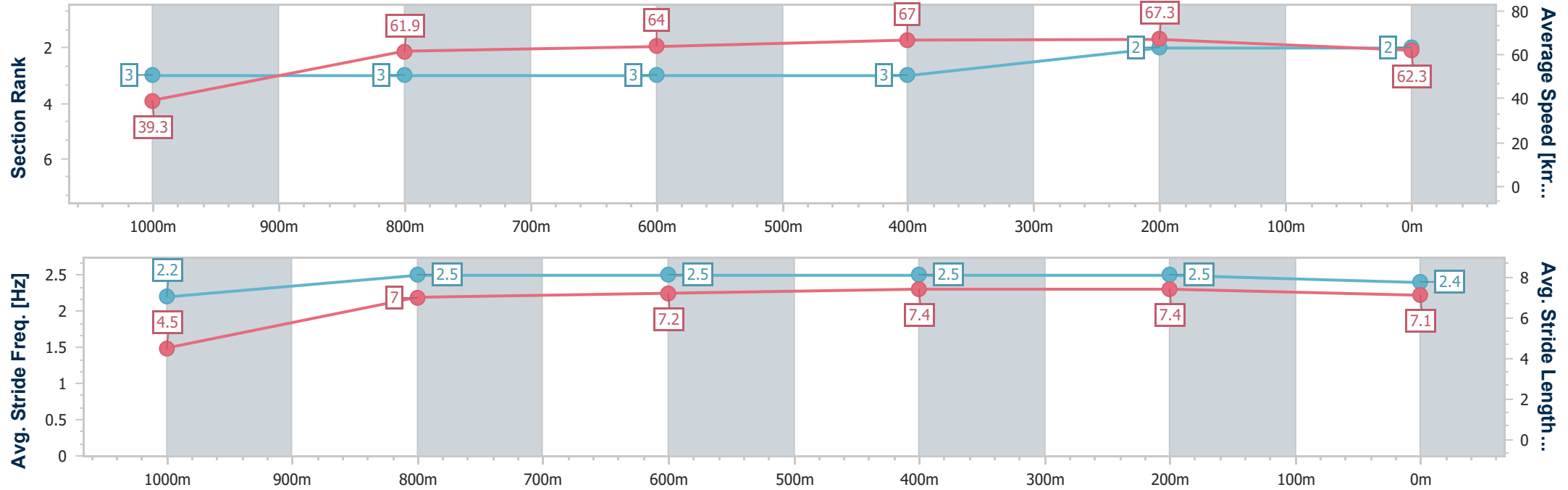
Horse/Jockey Name	Pretty Slick
Final Rank	2
Fastest Section Time (Section)	0:04.60 (Overall)
Top Speed [km/h] (Section)	68.4 (400m)
Race State	Finished



Rockhampton QLD Professional
Race 3: NAB Regional and Agribusiness Class 3 Plate - 1050m
23 May 2024 - 13:45
Track Rating: Soft 5, Weather: Fine, Rail Position: +6.5m Entire



Section	Overall	1000m	800m	600m	400m	200m								
Section Times	1:00.56 [2] (0:04.60)	0:55.96 [3] (0:11.66)	0:44.30 [3] (0:11.29)	0:33.01 [3] (0:10.73)	0:22.28 [3] (0:10.70)	0:11.58 [2] (0:11.58)								
Average Speed [km/h]	39.3	61.9	64.0	67.0	67.3	62.3								
Top Speed [km/h]	57.1	64.5	65.3	68.2	68.4	65.2								
Avg. Dist. to Rail [m]	7.1	0.8	0.5	2.3	4.6	5.2								
Avg. Stride Freq. [Hz]	2.2	2.5	2.5	2.5	2.5	2.4								
Avg. Stride Length [m]	4.5	7.0	7.2	7.4	7.4	7.1								





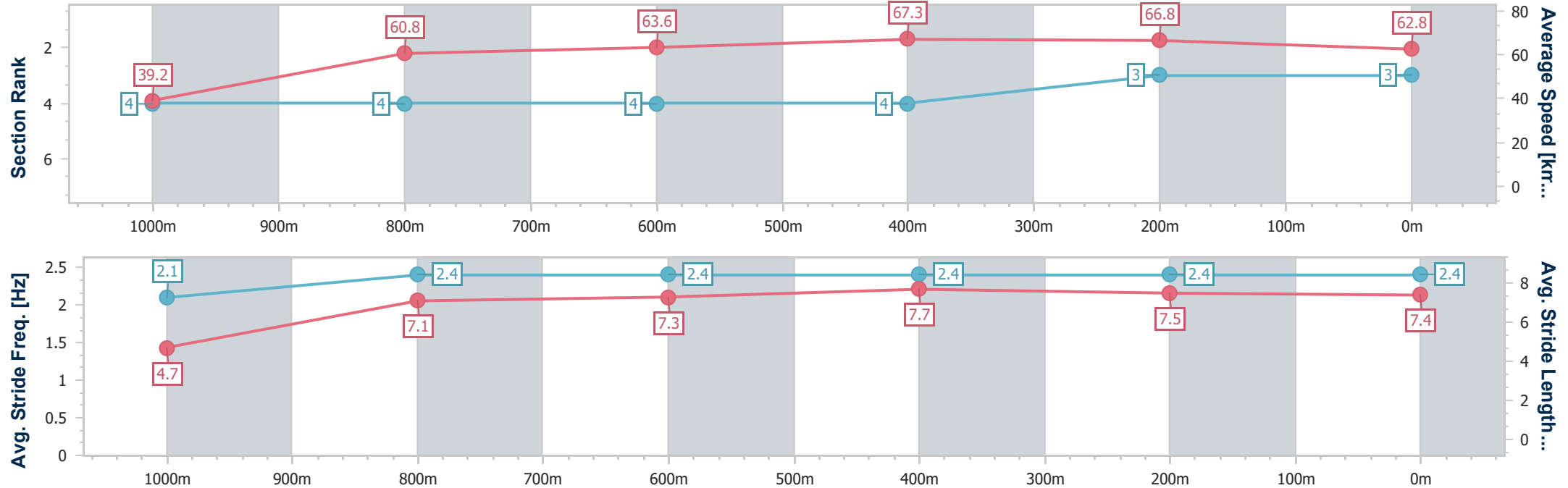
Horse/Jockey Name	Six Sides
Final Rank	3
Fastest Section Time (Section)	0:04.62 (Overall)
Top Speed [km/h] (Section)	68.4 (600m)
Race State	Finished



Rockhampton QLD Professional
Race 3: NAB Regional and Agribusiness Class 3 Plate - 1050m
23 May 2024 - 13:45
Track Rating: Soft 5, Weather: Fine, Rail Position: +6.5m Entire



Section	Overall	1000m	800m	600m	400m	200m								
Section Times	1:00.68 [3] (0:04.62)	0:56.06 [4] (0:11.74)	0:44.32 [4] (0:11.36)	0:32.96 [4] (0:10.72)	0:22.24 [4] (0:10.75)	0:11.49 [3] (0:11.49)								
Average Speed [km/h]	39.2	60.8	63.6	67.3	66.8	62.8								
Top Speed [km/h]	55.4	64.3	65.9	68.4	68.1	65.4								
Avg. Dist. to Rail [m]	4.4	1.1	1.3	2.1	3.8	5.2								
Avg. Stride Freq. [Hz]	2.1	2.4	2.4	2.4	2.4	2.4								
Avg. Stride Length [m]	4.7	7.1	7.3	7.7	7.5	7.4								





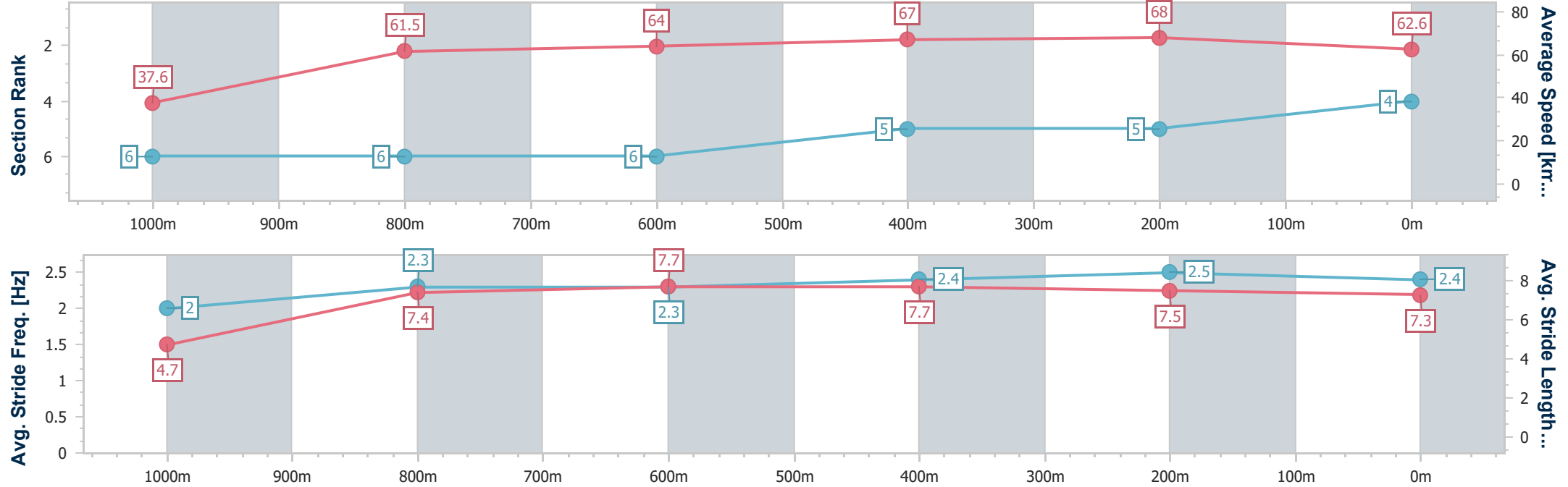
Horse/Jockey Name	Acrophobic
Final Rank	4
Fastest Section Time (Section)	0:04.82 (Overall)
Top Speed [km/h] (Section)	69.3 (600m)
Race State	Finished



Rockhampton QLD Professional
Race 3: NAB Regional and Agribusiness Class 3 Plate - 1050m
23 May 2024 - 13:45
Track Rating: Soft 5, Weather: Fine, Rail Position: +6.5m Entire



Section	Overall	1000m	800m	600m	400m	200m							
Section Times	1:00.83 [4] (0:04.82)	0:56.01 [6] (0:11.75)	0:44.26 [6] (0:11.39)	0:32.87 [6] (0:10.78)	0:22.09 [5] (0:10.58)	0:11.51 [5] (0:11.51)							
Average Speed [km/h]	37.6	61.5	64.0	67.0	68.0	62.6							
Top Speed [km/h]	54.2	63.7	64.7	69.3	69.2	65.2							
Avg. Dist. to Rail [m]	6.1	0.8	1.8	4.3	4.4	4.6							
Avg. Stride Freq. [Hz]	2.0	2.3	2.3	2.4	2.5	2.4							
Avg. Stride Length [m]	4.7	7.4	7.7	7.7	7.5	7.3							





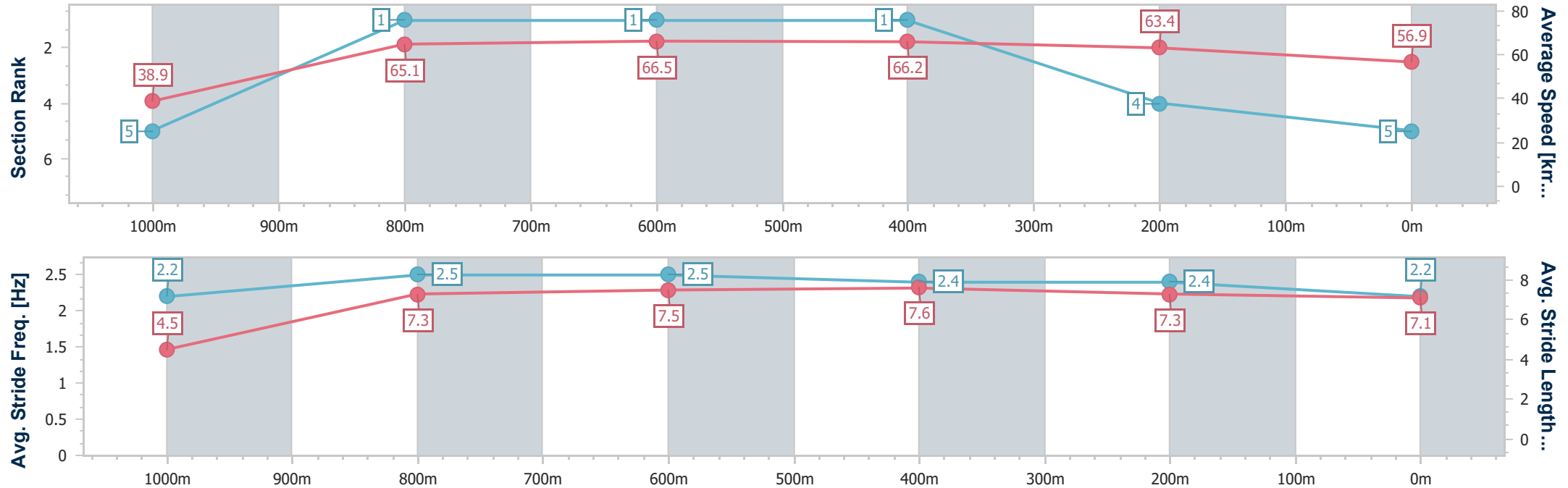
Horse/Jockey Name	Rubunkar
Final Rank	5
Fastest Section Time (Section)	0:04.65 (Overall)
Top Speed [km/h] (Section)	68.3 (800m)
Race State	Finished



Rockhampton QLD Professional
Race 3: NAB Regional and Agribusiness Class 3 Plate - 1050m
23 May 2024 - 13:45
Track Rating: Soft 5, Weather: Fine, Rail Position: +6.5m Entire



Section	Overall	1000m	800m	600m	400m	200m							
Section Times	1:01.85 [5] (0:04.65)	0:57.20 [5] (0:11.18)	0:46.02 [1] (0:11.11)	0:34.91 [1] (0:10.90)	0:24.01 [1] (0:11.36)	0:12.65 [4] (0:12.65)							
Average Speed [km/h]	38.9	65.1	66.5	66.2	63.4	56.9							
Top Speed [km/h]	56.5	67.8	68.3	66.7	66.6	60.5							
Avg. Dist. to Rail [m]	8.3	2.1	3.3	4.1	3.8	2.6							
Avg. Stride Freq. [Hz]	2.2	2.5	2.5	2.4	2.4	2.2							
Avg. Stride Length [m]	4.5	7.3	7.5	7.6	7.3	7.1							





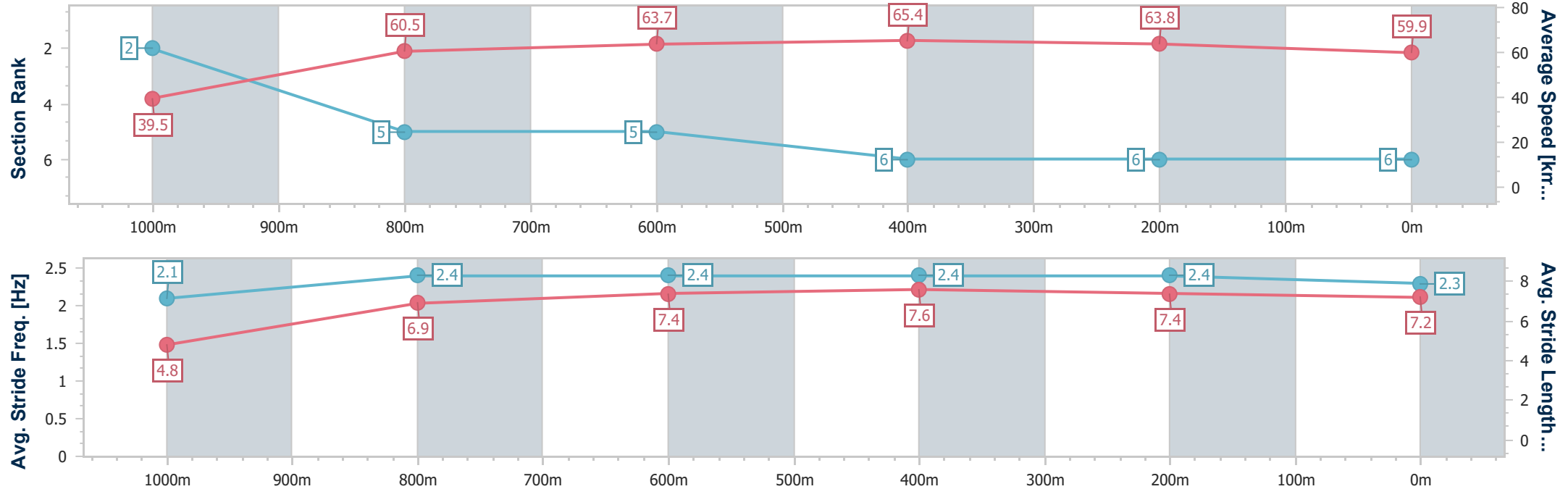
Horse/Jockey Name	Camarosa
Final Rank	6
Fastest Section Time (Section)	0:04.54 (Overall)
Top Speed [km/h] (Section)	66.7 (600m)
Race State	Finished



Rockhampton QLD Professional
Race 3: NAB Regional and Agribusiness Class 3 Plate - 1050m
23 May 2024 - 13:45
Track Rating: Soft 5, Weather: Fine, Rail Position: +6.5m Entire



Section	Overall	1000m	800m	600m	400m	200m								
Section Times	1:02.16 [6] (0:04.54)	0:57.62 [2] (0:11.94)	0:45.68 [5] (0:11.33)	0:34.35 [5] (0:11.03)	0:23.32 [6] (0:11.29)	0:12.03 [6] (0:12.03)								
Average Speed [km/h]	39.5	60.5	63.7	65.4	63.8	59.9								
Top Speed [km/h]	55.8	63.4	64.0	66.7	66.4	61.6								
Avg. Dist. to Rail [m]	5.7	0.8	0.3	2.3	4.5	3.9								
Avg. Stride Freq. [Hz]	2.1	2.4	2.4	2.4	2.4	2.3								
Avg. Stride Length [m]	4.8	6.9	7.4	7.6	7.4	7.2								





Rockhampton QLD Professional

Race 4: TAB Class 6 Handicap - 1400m

23 May 2024 - 14:20



Track Rating: Soft 5, Weather: Fine, Rail Position: +6.5m Entire

Section					Overall	1200m	1000m	800m	600m	400m	Last 600m		
Field Times					1:22.35 (0:13.17)	1:09.18 (0:10.90)	0:58.28 (0:11.65)	0:46.63 (0:11.91)	0:34.72 (0:11.56)	0:23.16 (0:11.13)	0:34.72		
Rank	TAB	Horse/Jockey	Barrier	Top Speed [km/h]	Fastest Section							Distance Travelled [m]	
1	2	AWOL	7	67.0	0:11.05	1:22.35 [1]	1:09.18 [1]	0:57.80 [3]	0:46.09 [3]	0:34.18 [3]	0:23.13 [2]	0:34.18	
		Justin Huxtable		600m	600m	(0:13.17)	(0:11.38)	(0:11.71)	(0:11.91)	(0:11.05)	(0:11.10)		
2	3	TRACK TALE	4	65.9	0:11.10	1:23.18 [2]	1:09.76 [4]	0:58.44 [4]	0:46.72 [5]	0:34.83 [4]	0:23.73 [5]	0:34.83	+0
		Ryan Wiggins		600m	600m	(0:13.42)	(0:11.32)	(0:11.72)	(0:11.89)	(0:11.10)	(0:11.36)		
3	8	KIRELLA SHORES	3	66.5	0:11.08	1:23.63 [3]	1:10.18 [5]	0:58.85 [5]	0:47.24 [4]	0:35.27 [5]	0:24.19 [4]	0:35.27	-2
		Warwick Satherley		600m	600m	(0:13.45)	(0:11.33)	(0:11.61)	(0:11.97)	(0:11.08)	(0:11.59)		
4	4	VILLADEN	5	66.4	0:11.01	1:24.26 [4]	1:10.95 [2]	0:59.94 [2]	0:48.44 [2]	0:36.63 [1]	0:25.07 [1]	0:36.63	-9
		Brooke Johnson		1200m	1200m	(0:13.31)	(0:11.01)	(0:11.50)	(0:11.81)	(0:11.56)	(0:11.89)		
5	5	HOLIDAY DREAMS	6	67.8	0:10.75	1:24.73 [5]	1:11.41 [3]	1:00.66 [1]	0:49.01 [1]	0:37.02 [2]	0:25.48 [3]	0:37.02	-4
		Brendon Newport		1200m	1200m	(0:13.32)	(0:10.75)	(0:11.65)	(0:11.99)	(0:11.54)	(0:12.01)		

Scratched: Penman (#7), Oligarchy (#6), Fastconi (#1)



Rockhampton QLD Professional

Race 4: TAB Class 6 Handicap - 1400m

23 May 2024 - 14:20



Track Rating: Soft 5, Weather: Fine, Rail Position: +6.5m Entire

Section		Field Times		200m		Last 600m			
				0:12.03 (0:12.03)		0:34.72			
Rank	TAB	Horse/Jockey	Barrier	Top Speed [km/h]	Fastest Section	Margin			Distance Travelled [m]
1	2	AWOL	7	67.0	0:11.05	0:12.03 [1]	1:22.35	0:34.18	
		Justin Huxtable		600m	600m	(0:12.03)			
2	3	TRACK TALE	4	65.9	0:11.10	0:12.37 [2]	4.85L	0:34.83	+0
		Ryan Wiggins		600m	600m	(0:12.37)			
3	8	KIRELLA SHORES	3	66.5	0:11.08	0:12.60 [3]	7.48L	0:35.27	-2
		Warwick Satherley		600m	600m	(0:12.60)			
4	4	VILLADEN	5	66.4	0:11.01	0:13.18 [4]	11.22L	0:36.63	-9
		Brooke Johnson		1200m	1200m	(0:13.18)			
5	5	HOLIDAY DREAMS	6	67.8	0:10.75	0:13.47 [5]	13.96L	0:37.02	-4
		Brendon Newport		1200m	1200m	(0:13.47)			

Scratched: Penman (#7), Oligarchy (#6), Fastconi (#1)



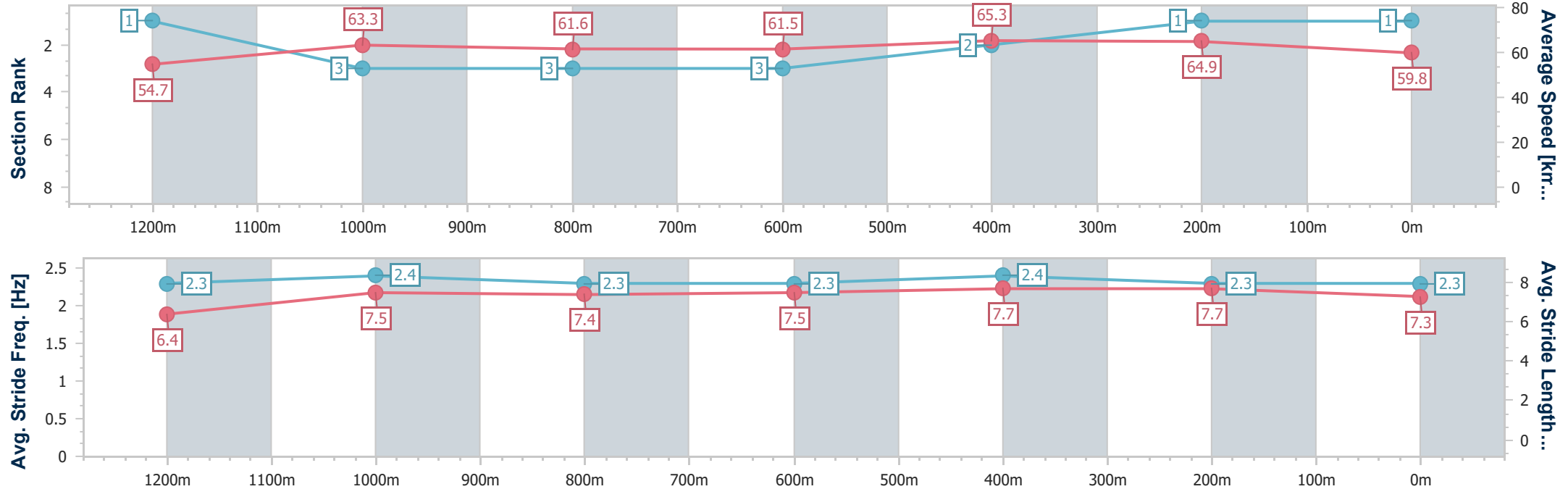
Horse/Jockey Name	Awol
Final Rank	1
Fastest Section Time (Section)	0:11.05 (600m)
Top Speed [km/h] (Section)	67.0 (600m)
Race State	Finished



Rockhampton QLD Professional
Race 4: TAB Class 6 Handicap - 1400m
23 May 2024 - 14:20
Track Rating: Soft 5, Weather: Fine, Rail Position: +6.5m Entire



Section	Overall	1200m	1000m	800m	600m	400m	200m						
Section Times	1:22.35 [1] (0:13.17)	1:09.18 [1] (0:11.38)	0:57.80 [3] (0:11.71)	0:46.09 [3] (0:11.91)	0:34.18 [3] (0:11.05)	0:23.13 [2] (0:11.10)	0:12.03 [1] (0:12.03)						
Average Speed [km/h]	54.7	63.3	61.6	61.5	65.3	64.9	59.8						
Top Speed [km/h]	65.6	65.2	63.9	64.4	67.0	66.7	62.8						
Avg. Dist. to Rail [m]	3.1	0.5	0.4	2.1	4.6	6.6	8.9						
Avg. Stride Freq. [Hz]	2.3	2.4	2.3	2.3	2.4	2.3	2.3						
Avg. Stride Length [m]	6.4	7.5	7.4	7.5	7.7	7.7	7.3						





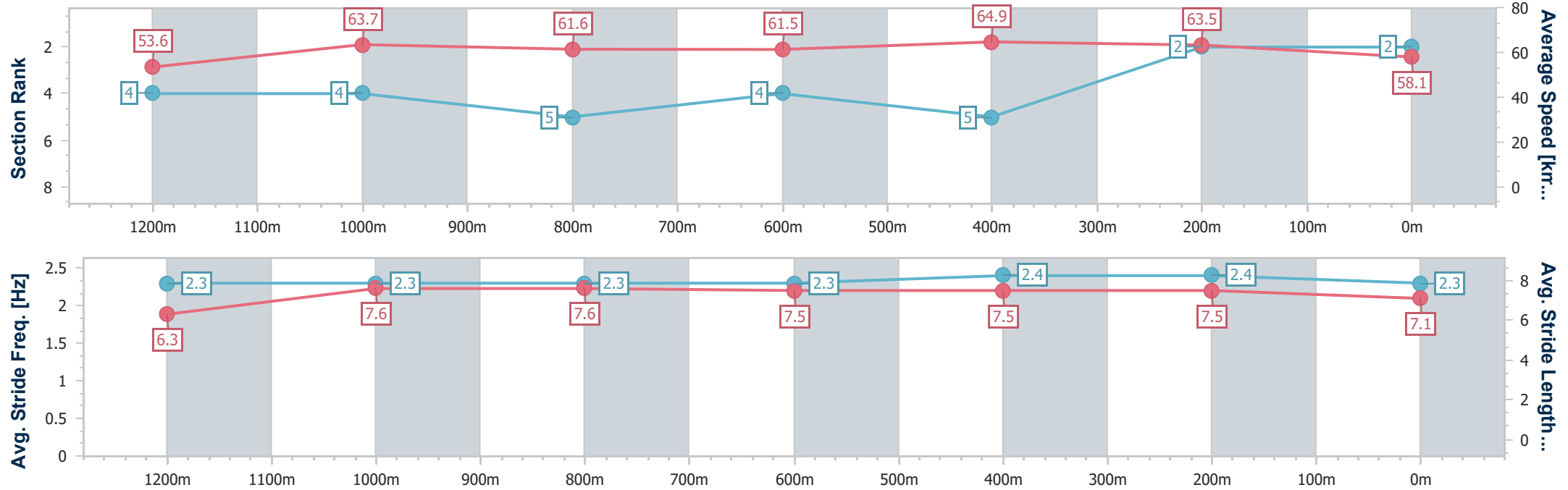
Horse/Jockey Name	Track Tale
Final Rank	2
Fastest Section Time (Section)	0:11.10 (600m)
Top Speed [km/h] (Section)	65.9 (600m)
Race State	Finished



Rockhampton QLD Professional
Race 4: TAB Class 6 Handicap - 1400m
23 May 2024 - 14:20
Track Rating: Soft 5, Weather: Fine, Rail Position: +6.5m Entire



Section	Overall	1200m	1000m	800m	600m	400m	200m						
Section Times	1:23.18 [2] (0:13.42)	1:09.76 [4] (0:11.32)	0:58.44 [4] (0:11.72)	0:46.72 [5] (0:11.89)	0:34.83 [4] (0:11.10)	0:23.73 [5] (0:11.36)	0:12.37 [2] (0:12.37)						
Average Speed [km/h]	53.6	63.7	61.6	61.5	64.9	63.5	58.1						
Top Speed [km/h]	64.6	64.4	63.7	64.4	65.9	64.9	61.3						
Avg. Dist. to Rail [m]	0.9	0.4	0.5	1.9	4.4	6.3	7.6						
Avg. Stride Freq. [Hz]	2.3	2.3	2.3	2.3	2.4	2.4	2.3						
Avg. Stride Length [m]	6.3	7.6	7.6	7.5	7.5	7.5	7.1						





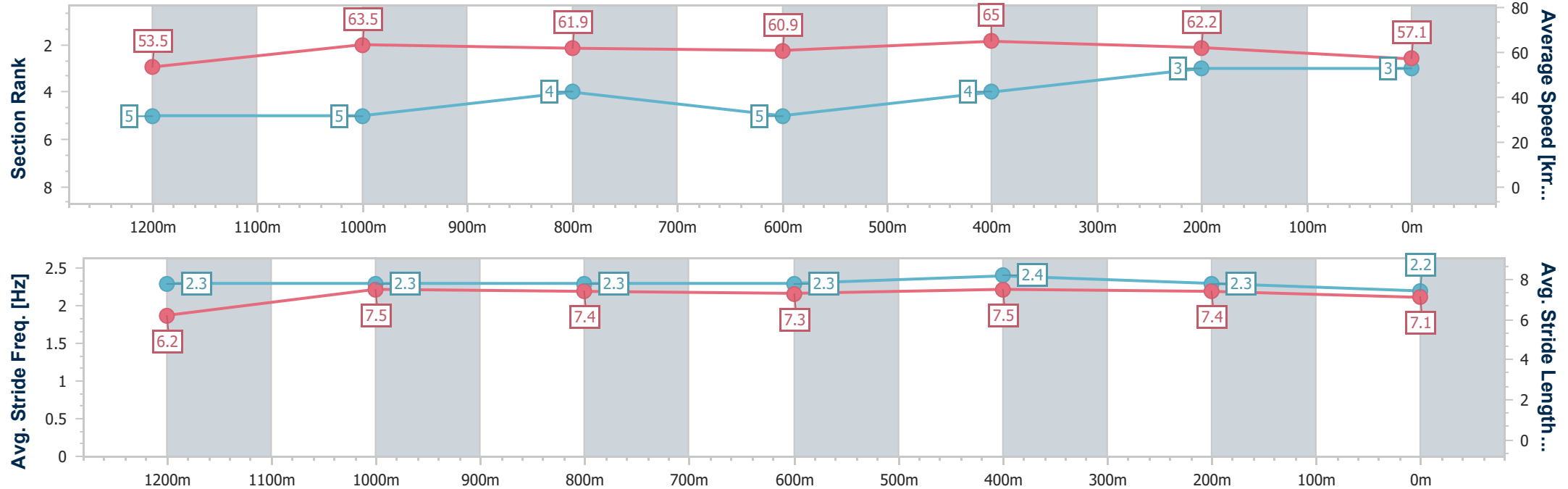
Horse/Jockey Name	Kirella Shores
Final Rank	3
Fastest Section Time (Section)	0:11.08 (600m)
Top Speed [km/h] (Section)	66.5 (600m)
Race State	Finished



Rockhampton QLD Professional
Race 4: TAB Class 6 Handicap - 1400m
23 May 2024 - 14:20
Track Rating: Soft 5, Weather: Fine, Rail Position: +6.5m Entire



Section	Overall	1200m	1000m	800m	600m	400m	200m						
Section Times	1:23.63 [3] (0:13.45)	1:10.18 [5] (0:11.33)	0:58.85 [5] (0:11.61)	0:47.24 [4] (0:11.97)	0:35.27 [5] (0:11.08)	0:24.19 [4] (0:11.59)	0:12.60 [3] (0:12.60)						
Average Speed [km/h]	53.5	63.5	61.9	60.9	65.0	62.2	57.1						
Top Speed [km/h]	64.4	64.3	63.8	64.5	66.5	63.7	59.9						
Avg. Dist. to Rail [m]	0.7	1.0	0.3	1.5	3.3	3.4	3.7						
Avg. Stride Freq. [Hz]	2.3	2.3	2.3	2.3	2.4	2.3	2.2						
Avg. Stride Length [m]	6.2	7.5	7.4	7.3	7.5	7.4	7.1						





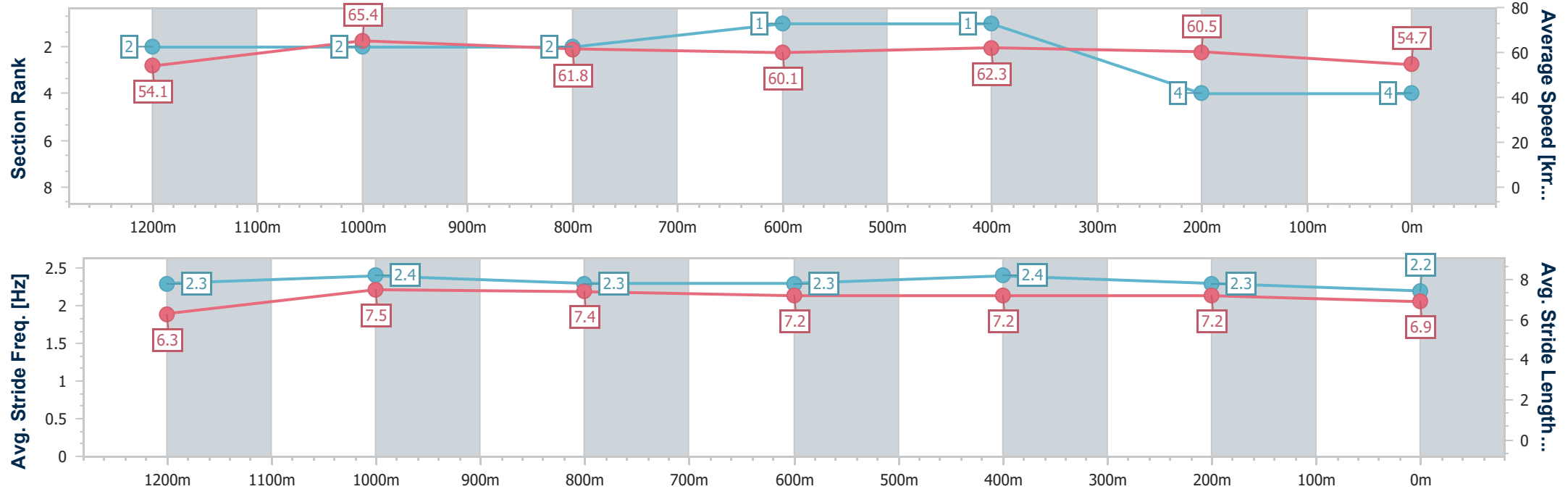
Horse/Jockey Name	Villaden
Final Rank	4
Fastest Section Time (Section)	0:11.01 (1200m)
Top Speed [km/h] (Section)	66.4 (1200m)
Race State	Finished



Rockhampton QLD Professional
Race 4: TAB Class 6 Handicap - 1400m
23 May 2024 - 14:20
Track Rating: Soft 5, Weather: Fine, Rail Position: +6.5m Entire



Section	Overall	1200m	1000m	800m	600m	400m	200m						
Section Times	1:24.26 [4] (0:13.31)	1:10.95 [2] (0:11.01)	0:59.94 [2] (0:11.50)	0:48.44 [2] (0:11.81)	0:36.63 [1] (0:11.56)	0:25.07 [1] (0:11.89)	0:13.18 [4] (0:13.18)						
Average Speed [km/h]	54.1	65.4	61.8	60.1	62.3	60.5	54.7						
Top Speed [km/h]	66.3	66.4	64.1	61.5	63.6	63.4	58.4						
Avg. Dist. to Rail [m]	1.9	0.9	2.0	1.6	0.8	0.9	1.5						
Avg. Stride Freq. [Hz]	2.3	2.4	2.3	2.3	2.4	2.3	2.2						
Avg. Stride Length [m]	6.3	7.5	7.4	7.2	7.2	7.2	6.9						





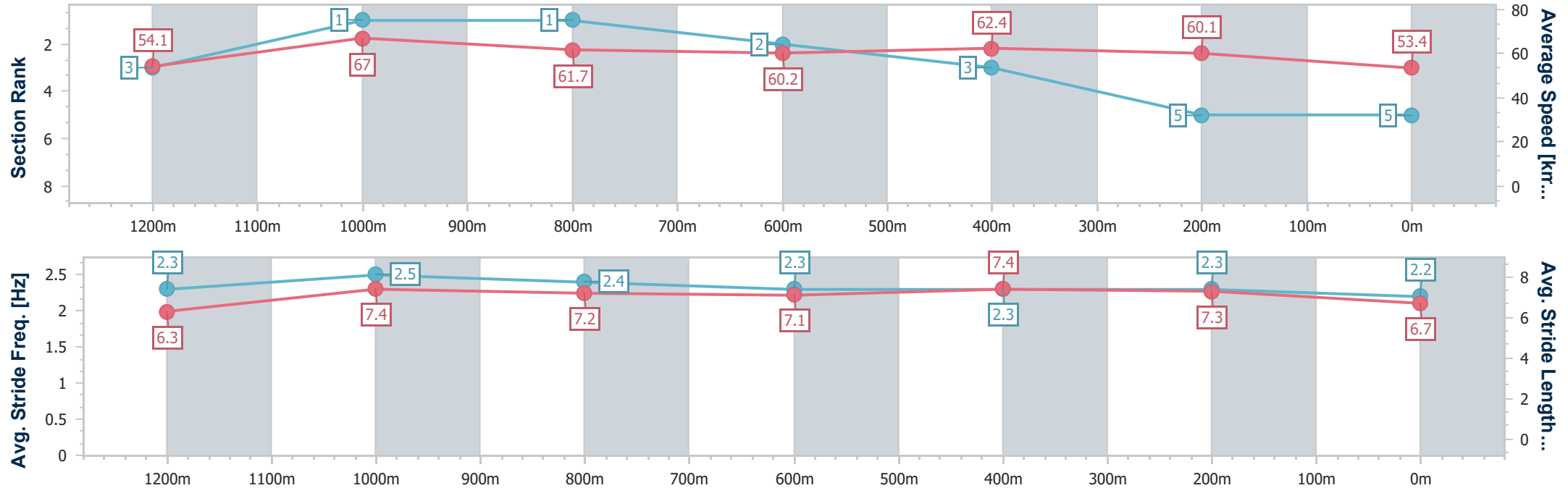
Horse/Jockey Name	Holiday Dreams
Final Rank	5
Fastest Section Time (Section)	0:10.75 (1200m)
Top Speed [km/h] (Section)	67.8 (1200m)
Race State	Finished



Rockhampton QLD Professional
Race 4: TAB Class 6 Handicap - 1400m
23 May 2024 - 14:20
Track Rating: Soft 5, Weather: Fine, Rail Position: +6.5m Entire



Section	Overall	1200m	1000m	800m	600m	400m	200m						
Section Times	1:24.73 [5] (0:13.32)	1:11.41 [3] (0:10.75)	1:00.66 [1] (0:11.65)	0:49.01 [1] (0:11.99)	0:37.02 [2] (0:11.54)	0:25.48 [3] (0:12.01)	0:13.47 [5] (0:13.47)						
Average Speed [km/h]	54.1	67.0	61.7	60.2	62.4	60.1	53.4						
Top Speed [km/h]	66.6	67.8	63.8	61.7	63.9	62.3	56.9						
Avg. Dist. to Rail [m]	2.6	0.9	0.5	0.5	2.2	3.9	6.1						
Avg. Stride Freq. [Hz]	2.3	2.5	2.4	2.3	2.3	2.3	2.2						
Avg. Stride Length [m]	6.3	7.4	7.2	7.1	7.4	7.3	6.7						





Rockhampton QLD Professional

Race 5: GREAT NORTHERN Maiden Handicap - 1100m

23 May 2024 - 14:56



Track Rating: Soft 5, Weather: Fine, Rail Position: +6.5m Entire

Section						Overall	1000m	800m	600m	400m	200m	Last 600m		
Field Times						1:04.11 (0:07.31)	0:56.80 (0:11.22)	0:45.58 (0:11.88)	0:33.70 (0:11.27)	0:22.43 (0:10.86)	0:11.57 (0:11.57)	0:33.70		
Rank	TAB	Horse/Jockey	Barrier	Top Speed [km/h]	Fastest Section							Margin	Distance Travelled [m]	
1	1	SCRIBBLE	2	67.2	0:07.36	1:04.11 [1]	0:56.75 [2]	0:45.58 [1]	0:33.70 [1]	0:22.43 [1]	0:11.57 [1]	1:04.11	0:33.70	
		Samantha Collett		400m	Overall	(0:07.36)	(0:11.17)	(0:11.88)	(0:11.27)	(0:10.86)	(0:11.57)			
2	6	HOLY CROWN	4	69.8	0:07.77	1:04.17 [2]	0:56.40 [8]	0:44.89 [6]	0:33.15 [5]	0:22.18 [4]	0:11.43 [3]	0.35L	0:33.15	+3
		Warwick Satherley		600m	Overall	(0:07.77)	(0:11.51)	(0:11.74)	(0:10.97)	(0:10.75)	(0:11.43)			
3	5	THE EIGHTH I AM	9	67.0	0:07.31	1:04.36 [3]	0:57.05 [1]	0:45.67 [2]	0:33.85 [2]	0:22.60 [2]	0:11.70 [2]	1.52L	0:33.85	+7
		Ron Stewart		400m	Overall	(0:07.31)	(0:11.38)	(0:11.82)	(0:11.25)	(0:10.90)	(0:11.70)			
4	4	CUMIN SPINNER	6	67.7	0:07.45	1:04.42 [4]	0:56.97 [4]	0:45.50 [3]	0:33.69 [3]	0:22.43 [3]	0:11.56 [4]	1.85L	0:33.69	+1
		Justin Huxtable		400m	Overall	(0:07.45)	(0:11.47)	(0:11.81)	(0:11.26)	(0:10.87)	(0:11.56)			
5	7	GREEN PARK	10	69.2	0:07.85	1:04.86 [5]	0:57.01 [9]	0:45.22 [9]	0:33.41 [10]	0:22.56 [8]	0:11.85 [5]	4.44L	0:33.41	-1
		Brooke Johnson		400m	Overall	(0:07.85)	(0:11.79)	(0:11.81)	(0:10.85)	(0:10.71)	(0:11.85)			
6	2	THE BIGBANG THEORY	7	67.1	0:07.41	1:04.95 [6]	0:57.54 [3]	0:45.90 [4]	0:34.08 [4]	0:22.93 [5]	0:11.88 [6]	4.98L	0:34.08	+3
		Hannah Richardson		400m	Overall	(0:07.41)	(0:11.64)	(0:11.82)	(0:11.15)	(0:11.05)	(0:11.88)			
7	10	ATLANTIC LACE	8	68.1	0:08.03	1:05.25 [7]	0:57.22 [10]	0:45.34 [10]	0:33.81 [9]	0:22.81 [9]	0:11.98 [7]	6.74L	0:33.81	+1
		Brendon Newport		400m	Overall	(0:08.03)	(0:11.88)	(0:11.53)	(0:11.00)	(0:10.83)	(0:11.98)			
8	8	KING ALE	3	65.8	0:07.47	1:05.36 [8]	0:57.89 [5]	0:46.25 [5]	0:34.31 [6]	0:23.08 [7]	0:11.93 [9]	7.38L	0:34.31	+4
		Tasha Chambers		400m	Overall	(0:07.47)	(0:11.64)	(0:11.94)	(0:11.23)	(0:11.15)	(0:11.93)			
9	9	STREET NEEDS	1	66.5	0:07.62	1:05.49 [9]	0:57.87 [6]	0:46.06 [7]	0:34.26 [7]	0:23.03 [10]	0:11.96 [10]	8.13L	0:34.26	+0
		Les Tilley		400m	Overall	(0:07.62)	(0:11.81)	(0:11.80)	(0:11.23)	(0:11.07)	(0:11.96)			
10	3	EXCITE CHOO	5	67.9	0:07.70	1:06.08 [10]	0:58.38 [7]	0:46.52 [8]	0:34.78 [8]	0:23.86 [6]	0:12.71 [8]	11.63L	0:34.78	+7
		Chris Whiteley		600m	Overall	(0:07.70)	(0:11.86)	(0:11.74)	(0:10.92)	(0:11.15)	(0:12.71)			



Horse/Jockey Name	Scribble
Final Rank	1
Fastest Section Time (Section)	0:07.36 (Overall)
Top Speed [km/h] (Section)	67.2 (400m)
Race State	Finished



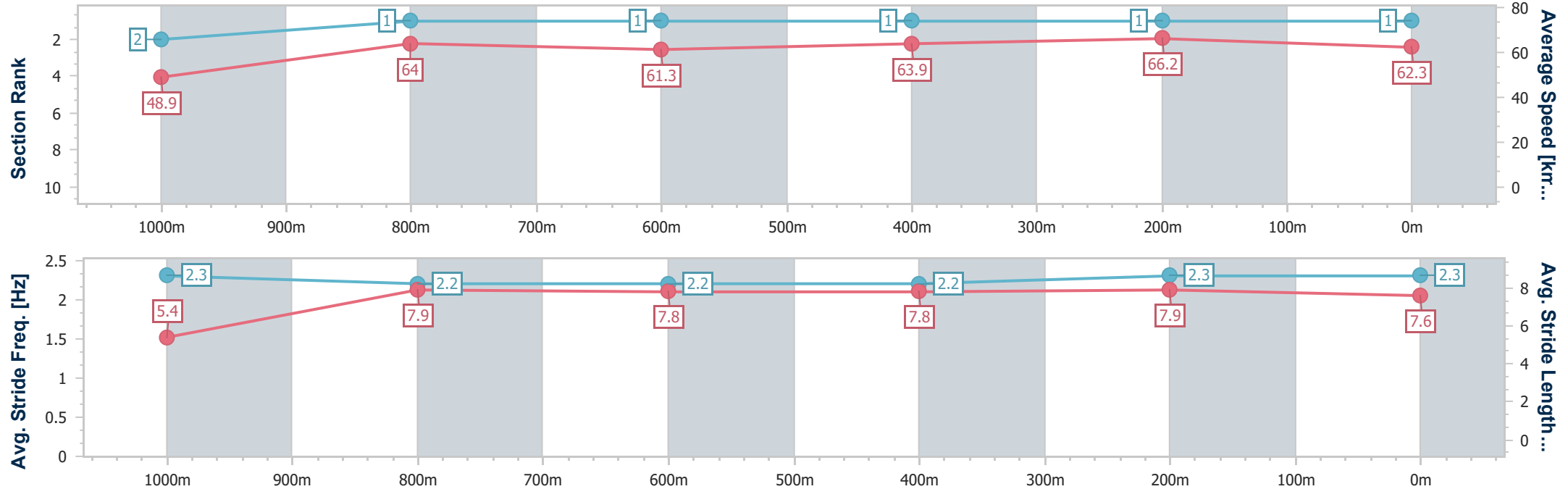
Rockhampton QLD Professional
Race 5: GREAT NORTHERN Maiden Handicap - 1100m

23 May 2024 - 14:56

Track Rating: Soft 5, Weather: Fine, Rail Position: +6.5m Entire



Section	Overall	1000m	800m	600m	400m	200m							
Section Times	1:04.11 [1] (0:07.36)	0:56.75 [2] (0:11.17)	0:45.58 [1] (0:11.88)	0:33.70 [1] (0:11.27)	0:22.43 [1] (0:10.86)	0:11.57 [1] (0:11.57)							
Average Speed [km/h]	48.9	64.0	61.3	63.9	66.2	62.3							
Top Speed [km/h]	63.4	65.5	61.9	66.2	67.2	65.1							
Avg. Dist. to Rail [m]	0.4	1.1	1.5	2.3	2.3	2.7							
Avg. Stride Freq. [Hz]	2.3	2.2	2.2	2.2	2.3	2.3							
Avg. Stride Length [m]	5.4	7.9	7.8	7.8	7.9	7.6							





Horse/Jockey Name	Holy Crown
Final Rank	2
Fastest Section Time (Section)	0:07.77 (Overall)
Top Speed [km/h] (Section)	69.8 (600m)
Race State	Finished



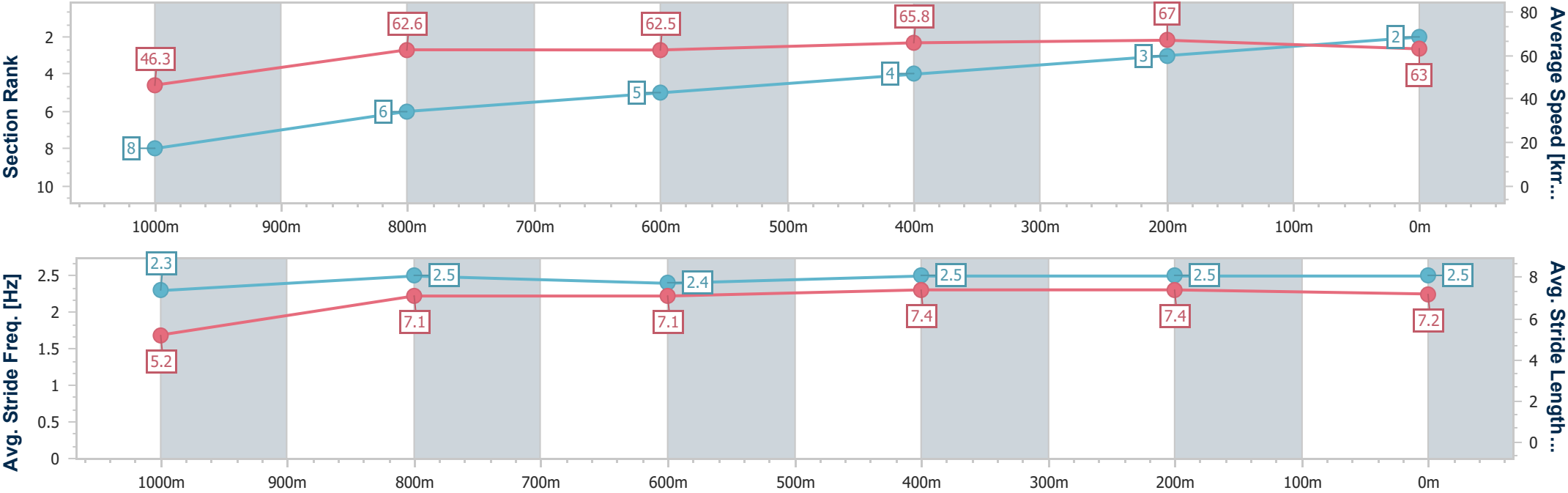
Rockhampton QLD Professional
Race 5: GREAT NORTHERN Maiden Handicap - 1100m

23 May 2024 - 14:56

Track Rating: Soft 5, Weather: Fine, Rail Position: +6.5m Entire



Section	Overall	1000m	800m	600m	400m	200m								
Section Times	1:04.17 [2] (0:07.77)	0:56.40 [8] (0:11.51)	0:44.89 [6] (0:11.74)	0:33.15 [5] (0:10.97)	0:22.18 [4] (0:10.75)	0:11.43 [3] (0:11.43)								
Average Speed [km/h]	46.3	62.6	62.5	65.8	67.0	63.0								
Top Speed [km/h]	60.7	64.7	63.6	69.8	69.7	66.0								
Avg. Dist. to Rail [m]	1.8	0.4	2.4	4.3	5.5	5.9								
Avg. Stride Freq. [Hz]	2.3	2.5	2.4	2.5	2.5	2.5								
Avg. Stride Length [m]	5.2	7.1	7.1	7.4	7.4	7.2								





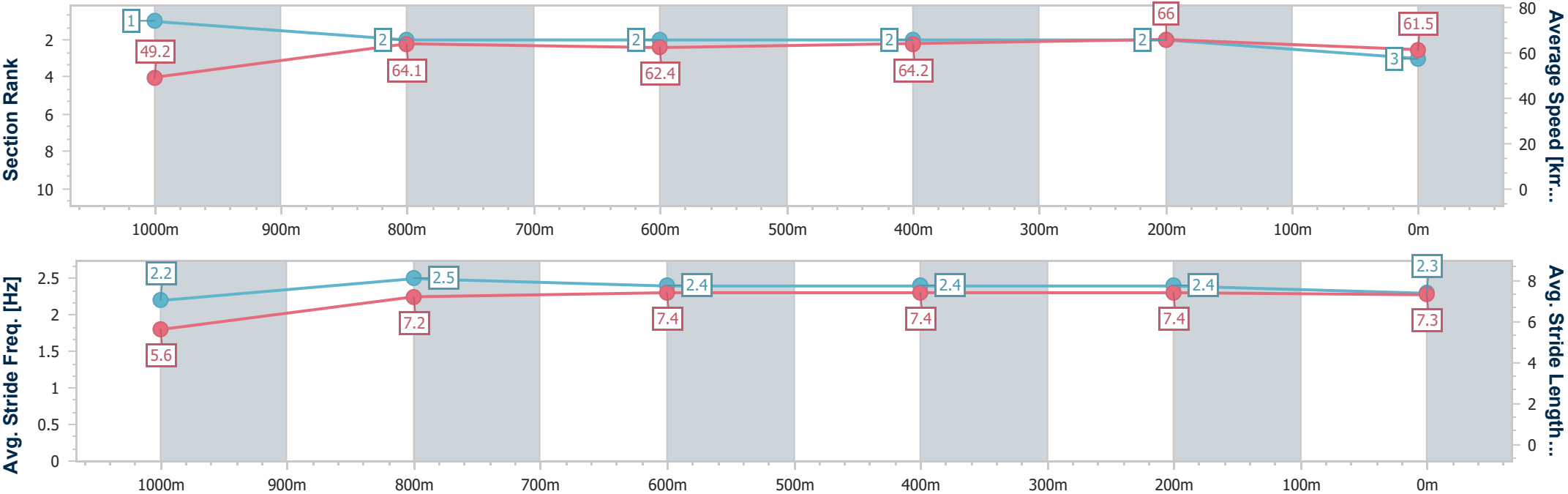
Horse/Jockey Name	The Eighth I Am
Final Rank	3
Fastest Section Time (Section)	0:07.31 (Overall)
Top Speed [km/h] (Section)	67.0 (400m)
Race State	Finished



Rockhampton QLD Professional
Race 5: GREAT NORTHERN Maiden Handicap - 1100m
23 May 2024 - 14:56
Track Rating: Soft 5, Weather: Fine, Rail Position: +6.5m Entire



Section	Overall	1000m	800m	600m	400m	200m							
Section Times	1:04.36 [3] (0:07.31)	0:57.05 [1] (0:11.38)	0:45.67 [2] (0:11.82)	0:33.85 [2] (0:11.25)	0:22.60 [2] (0:10.90)	0:11.70 [2] (0:11.70)							
Average Speed [km/h]	49.2	64.1	62.4	64.2	66.0	61.5							
Top Speed [km/h]	62.9	65.1	62.6	65.5	67.0	64.1							
Avg. Dist. to Rail [m]	5.9	2.3	3.2	5.4	6.6	7.7							
Avg. Stride Freq. [Hz]	2.2	2.5	2.4	2.4	2.4	2.3							
Avg. Stride Length [m]	5.6	7.2	7.4	7.4	7.4	7.3							





Horse/Jockey Name	Cumin Spinner
Final Rank	4
Fastest Section Time (Section)	0:07.45 (Overall)
Top Speed [km/h] (Section)	67.7 (400m)
Race State	Finished



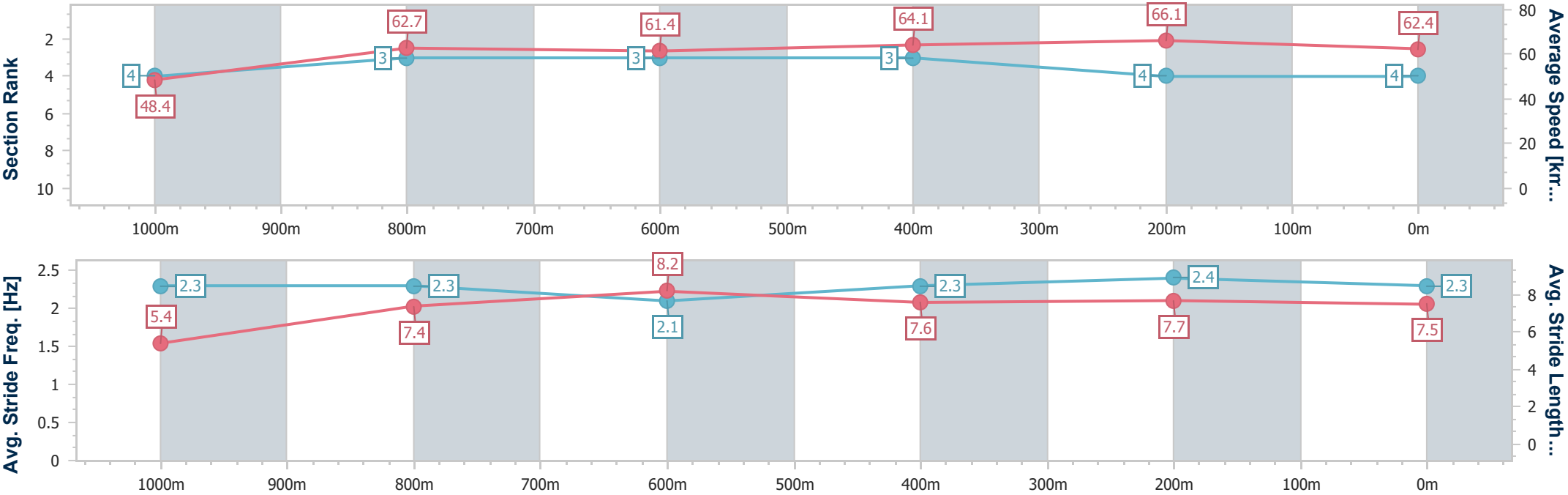
Rockhampton QLD Professional
Race 5: GREAT NORTHERN Maiden Handicap - 1100m

23 May 2024 - 14:56

Track Rating: Soft 5, Weather: Fine, Rail Position: +6.5m Entire



Section	Overall	1000m	800m	600m	400m	200m								
Section Times	1:04.42 [4] (0:07.45)	0:56.97 [4] (0:11.47)	0:45.50 [3] (0:11.81)	0:33.69 [3] (0:11.26)	0:22.43 [3] (0:10.87)	0:11.56 [4] (0:11.56)								
Average Speed [km/h]	48.4	62.7	61.4	64.1	66.1	62.4								
Top Speed [km/h]	63.1	64.8	62.3	67.1	67.7	64.9								
Avg. Dist. to Rail [m]	3.8	0.6	1.0	2.3	4.7	6.9								
Avg. Stride Freq. [Hz]	2.3	2.3	2.1	2.3	2.4	2.3								
Avg. Stride Length [m]	5.4	7.4	8.2	7.6	7.7	7.5								





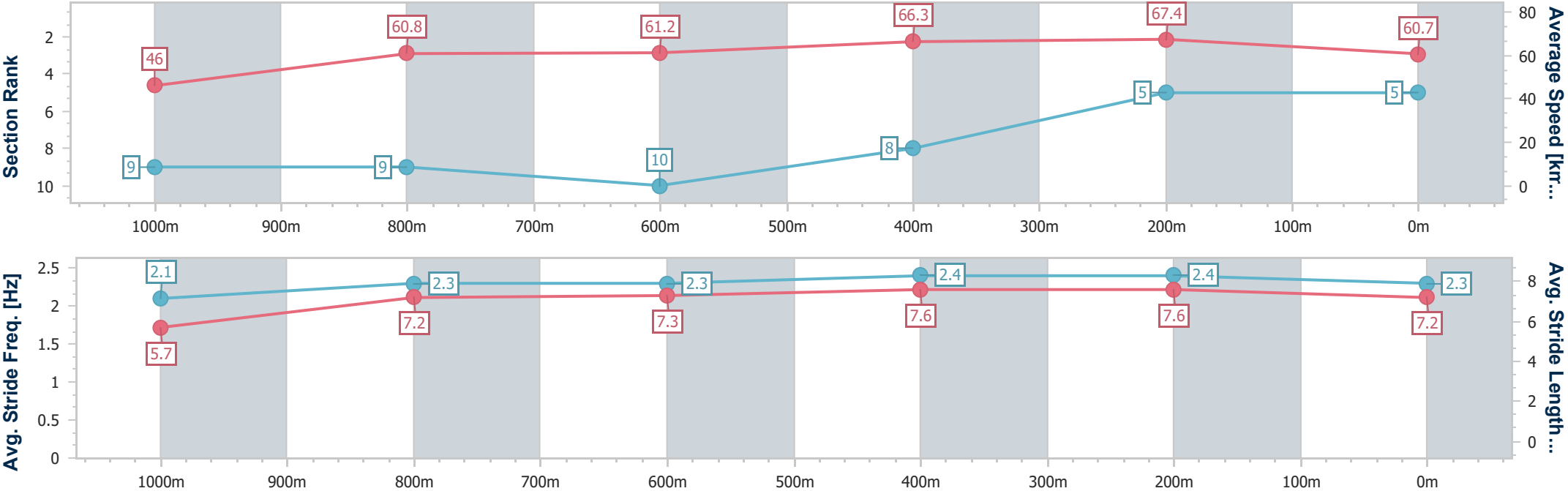
Horse/Jockey Name	Green Park
Final Rank	5
Fastest Section Time (Section)	0:07.85 (Overall)
Top Speed [km/h] (Section)	69.2 (400m)
Race State	Finished



Rockhampton QLD Professional
Race 5: GREAT NORTHERN Maiden Handicap - 1100m
23 May 2024 - 14:56
Track Rating: Soft 5, Weather: Fine, Rail Position: +6.5m Entire



Section	Overall	1000m	800m	600m	400m	200m								
Section Times	1:04.86 [5] (0:07.85)	0:57.01 [9] (0:11.79)	0:45.22 [9] (0:11.81)	0:33.41 [10] (0:10.85)	0:22.56 [8] (0:10.71)	0:11.85 [5] (0:11.85)								
Average Speed [km/h]	46.0	60.8	61.2	66.3	67.4	60.7								
Top Speed [km/h]	59.7	63.5	62.3	69.2	69.2	64.8								
Avg. Dist. to Rail [m]	6.9	1.1	0.7	2.1	2.3	2.2								
Avg. Stride Freq. [Hz]	2.1	2.3	2.3	2.4	2.4	2.3								
Avg. Stride Length [m]	5.7	7.2	7.3	7.6	7.6	7.2								





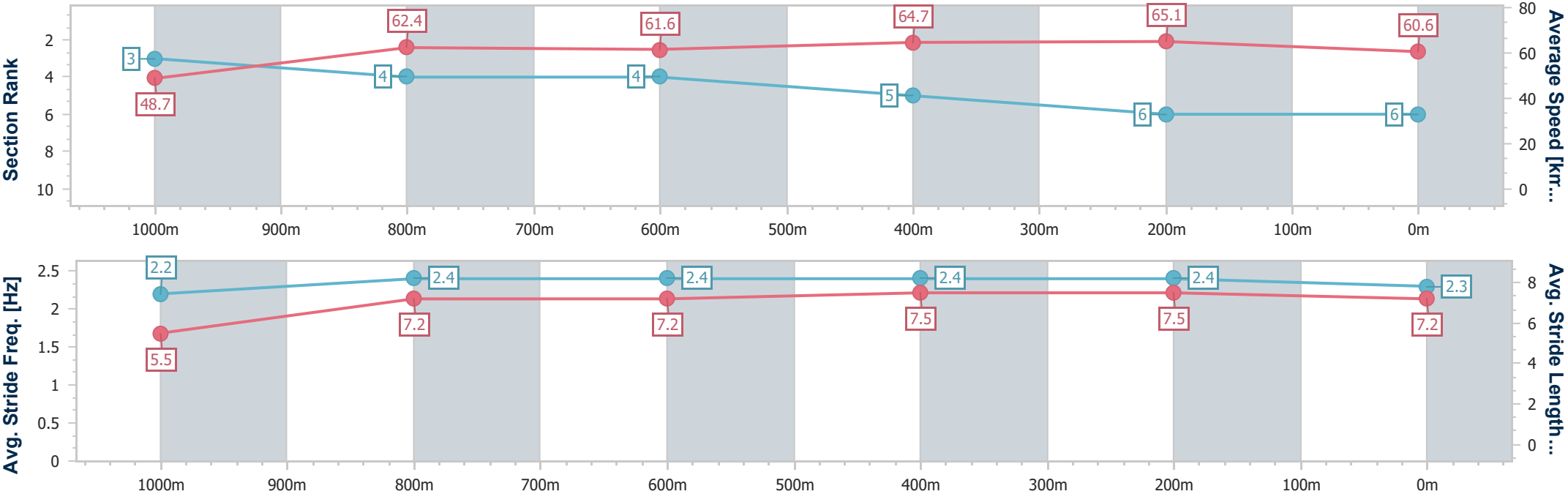
Horse/Jockey Name	The Bigbang Theory
Final Rank	6
Fastest Section Time (Section)	0:07.41 (Overall)
Top Speed [km/h] (Section)	67.1 (400m)
Race State	Finished



Rockhampton QLD Professional
Race 5: GREAT NORTHERN Maiden Handicap - 1100m
23 May 2024 - 14:56
Track Rating: Soft 5, Weather: Fine, Rail Position: +6.5m Entire



Section	Overall	1000m	800m	600m	400m	200m								
Section Times	1:04.95 [6] (0:07.41)	0:57.54 [3] (0:11.64)	0:45.90 [4] (0:11.82)	0:34.08 [4] (0:11.15)	0:22.93 [5] (0:11.05)	0:11.88 [6] (0:11.88)								
Average Speed [km/h]	48.7	62.4	61.6	64.7	65.1	60.6								
Top Speed [km/h]	62.6	64.5	62.4	66.5	67.1	61.9								
Avg. Dist. to Rail [m]	4.7	1.4	1.5	3.9	6.9	8.9								
Avg. Stride Freq. [Hz]	2.2	2.4	2.4	2.4	2.4	2.3								
Avg. Stride Length [m]	5.5	7.2	7.2	7.5	7.5	7.2								





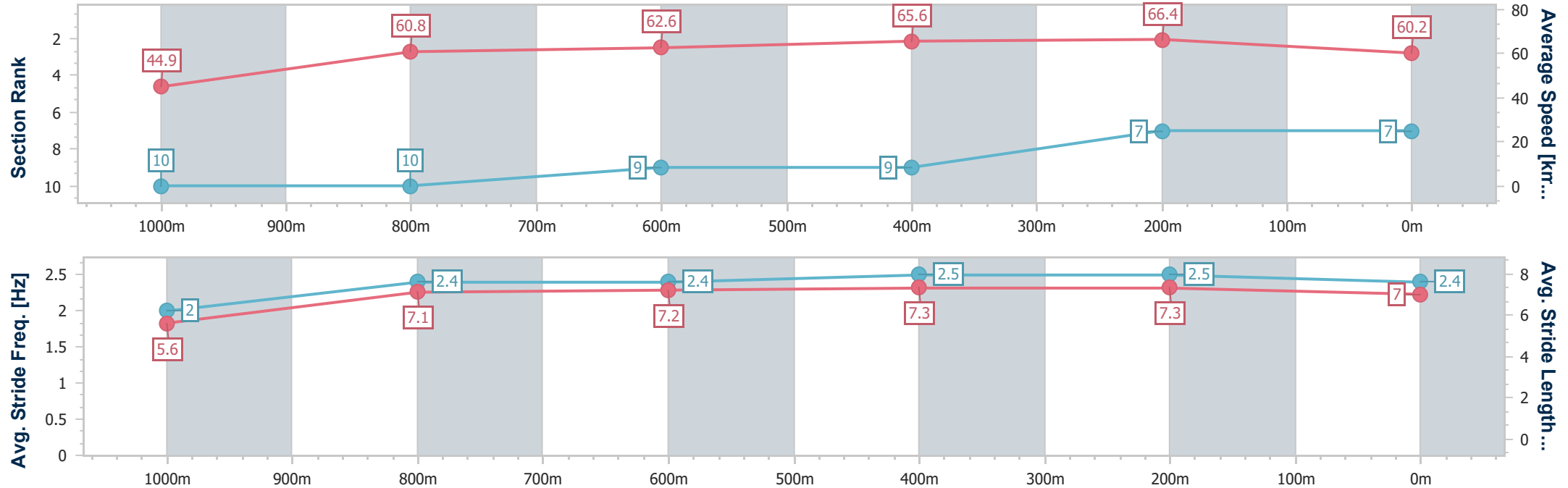
Horse/Jockey Name	Atlantic Lace
Final Rank	7
Fastest Section Time (Section)	0:08.03 (Overall)
Top Speed [km/h] (Section)	68.1 (400m)
Race State	Finished



Rockhampton QLD Professional
Race 5: GREAT NORTHERN Maiden Handicap - 1100m
23 May 2024 - 14:56
Track Rating: Soft 5, Weather: Fine, Rail Position: +6.5m Entire



Section	Overall	1000m	800m	600m	400m	200m								
Section Times	1:05.25 [7] (0:08.03)	0:57.22 [10] (0:11.88)	0:45.34 [10] (0:11.53)	0:33.81 [9] (0:11.00)	0:22.81 [9] (0:10.83)	0:11.98 [7] (0:11.98)								
Average Speed [km/h]	44.9	60.8	62.6	65.6	66.4	60.2								
Top Speed [km/h]	59.8	63.8	64.7	67.8	68.1	64.6								
Avg. Dist. to Rail [m]	5.5	0.8	0.5	4.0	9.1	10.9								
Avg. Stride Freq. [Hz]	2.0	2.4	2.4	2.5	2.5	2.4								
Avg. Stride Length [m]	5.6	7.1	7.2	7.3	7.3	7.0								





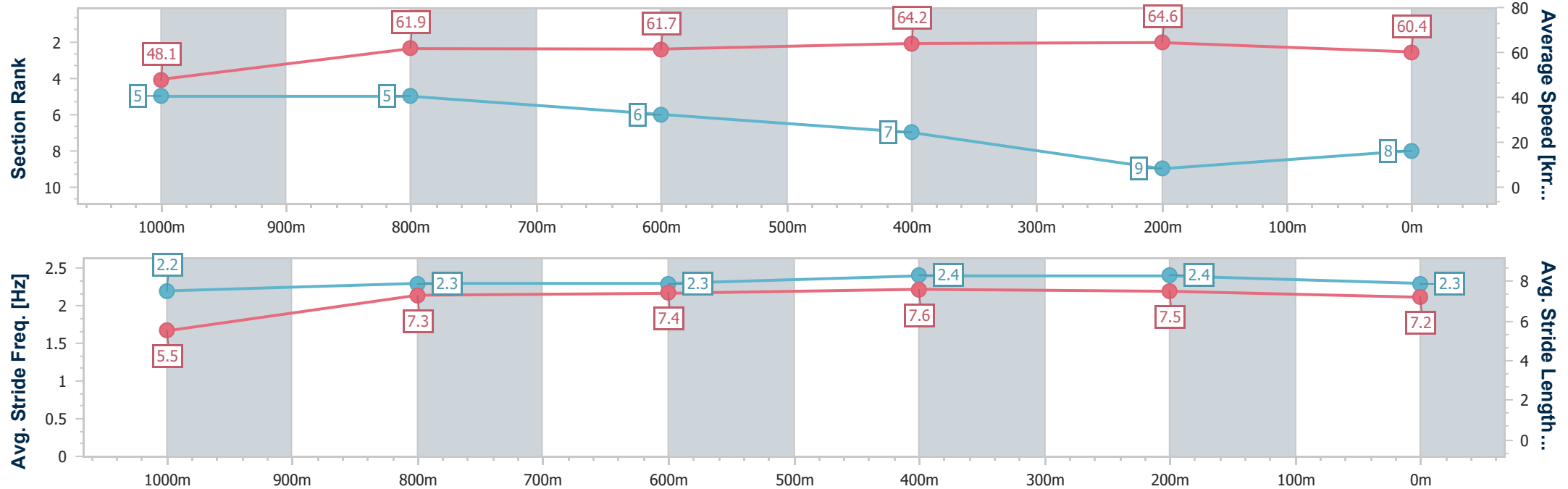
Horse/Jockey Name	King Ale
Final Rank	8
Fastest Section Time (Section)	0:07.47 (Overall)
Top Speed [km/h] (Section)	65.8 (400m)
Race State	Finished



Rockhampton QLD Professional
Race 5: GREAT NORTHERN Maiden Handicap - 1100m
23 May 2024 - 14:56
Track Rating: Soft 5, Weather: Fine, Rail Position: +6.5m Entire



Section	Overall	1000m	800m	600m	400m	200m								
Section Times	1:05.36 [8] (0:07.47)	0:57.89 [5] (0:11.64)	0:46.25 [5] (0:11.94)	0:34.31 [6] (0:11.23)	0:23.08 [7] (0:11.15)	0:11.93 [9] (0:11.93)								
Average Speed [km/h]	48.1	61.9	61.7	64.2	64.6	60.4								
Top Speed [km/h]	63.6	63.6	62.8	65.3	65.8	63.5								
Avg. Dist. to Rail [m]	1.1	0.5	2.8	3.5	5.0	5.1								
Avg. Stride Freq. [Hz]	2.2	2.3	2.3	2.4	2.4	2.3								
Avg. Stride Length [m]	5.5	7.3	7.4	7.6	7.5	7.2								





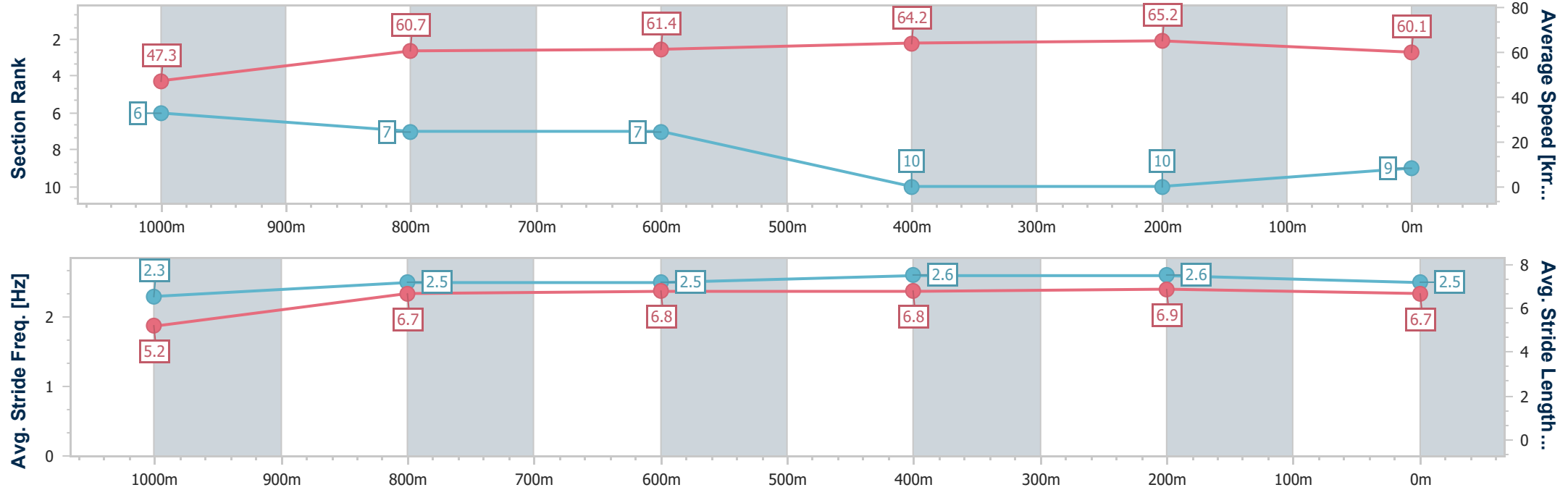
Horse/Jockey Name	Street Needs
Final Rank	9
Fastest Section Time (Section)	0:07.62 (Overall)
Top Speed [km/h] (Section)	66.5 (400m)
Race State	Finished



Rockhampton QLD Professional
Race 5: GREAT NORTHERN Maiden Handicap - 1100m
23 May 2024 - 14:56
Track Rating: Soft 5, Weather: Fine, Rail Position: +6.5m Entire



Section	Overall	1000m	800m	600m	400m	200m								
Section Times	1:05.49 [9] (0:07.62)	0:57.87 [6] (0:11.81)	0:46.06 [7] (0:11.80)	0:34.26 [7] (0:11.23)	0:23.03 [10] (0:11.07)	0:11.96 [10] (0:11.96)								
Average Speed [km/h]	47.3	60.7	61.4	64.2	65.2	60.1								
Top Speed [km/h]	62.2	62.5	62.8	66.2	66.5	63.2								
Avg. Dist. to Rail [m]	0.6	0.7	1.2	3.1	5.8	6.5								
Avg. Stride Freq. [Hz]	2.3	2.5	2.5	2.6	2.6	2.5								
Avg. Stride Length [m]	5.2	6.7	6.8	6.8	6.9	6.7								





Horse/Jockey Name	Excite Choo
Final Rank	10
Fastest Section Time (Section)	0:07.70 (Overall)
Top Speed [km/h] (Section)	67.9 (600m)
Race State	Finished



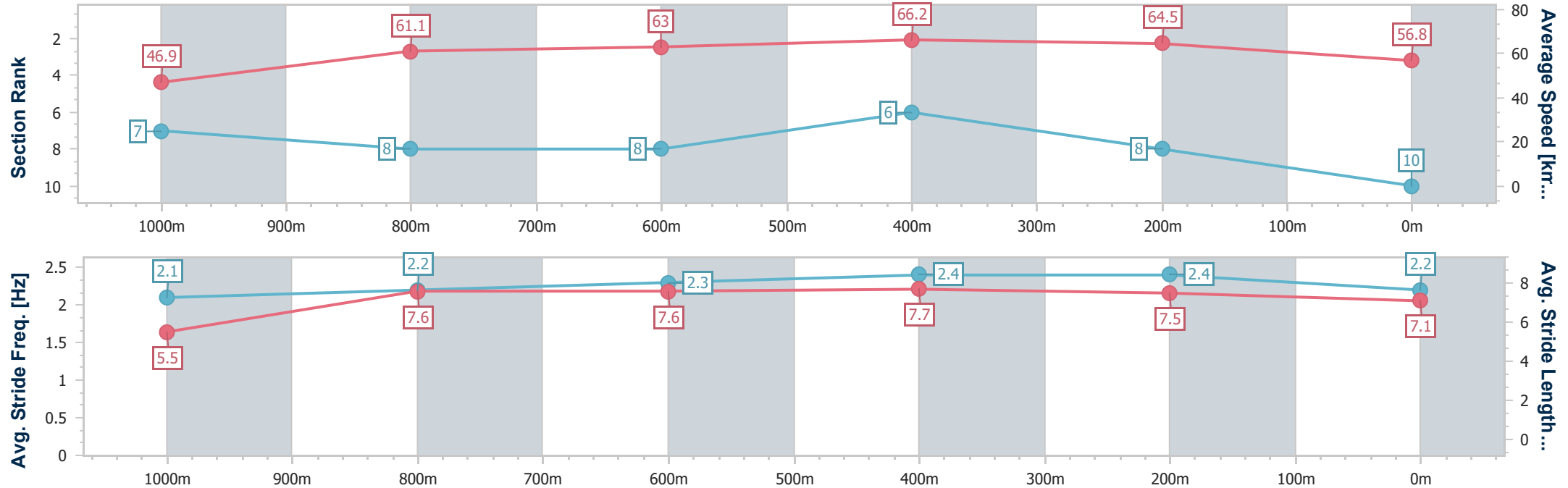
Rockhampton QLD Professional
Race 5: GREAT NORTHERN Maiden Handicap - 1100m

23 May 2024 - 14:56

Track Rating: Soft 5, Weather: Fine, Rail Position: +6.5m Entire



Section	Overall	1000m	800m	600m	400m	200m													
Section Times	1:06.08 [10] (0:07.70)	0:58.38 [7] (0:11.86)	0:46.52 [8] (0:11.74)	0:34.78 [8] (0:10.92)	0:23.86 [6] (0:11.15)	0:12.71 [8] (0:12.71)													
Average Speed [km/h]	46.9	61.1	63.0	66.2	64.5	56.8													
Top Speed [km/h]	61.1	62.6	63.9	67.9	67.8	61.3													
Avg. Dist. to Rail [m]	3.0	1.5	3.6	6.5	7.4	7.1													
Avg. Stride Freq. [Hz]	2.1	2.2	2.3	2.4	2.4	2.2													
Avg. Stride Length [m]	5.5	7.6	7.6	7.7	7.5	7.1													





Rockhampton QLD Professional

Race 6: Pink Ribbon Day Saturday 15 June Class 3 Plate - 1600m

23 May 2024 - 15:35



Track Rating: Soft 5, Weather: Fine, Rail Position: +6.5m Entire

Section							Overall	1400m	1200m	1000m	800m	600m	400m	Last 600m	
Field Times							1:36.82 (0:13.38)	1:23.44 (0:11.64)	1:11.80 (0:12.09)	0:59.71 (0:12.21)	0:47.50 (0:12.10)	0:35.40 (0:11.42)	0:23.98 (0:11.39)	0:35.40	
Rank	TAB	Horse/Jockey	Barrier	Top Speed [km/h]	Fastest Section										Distance Travelled [m]
1	1	MURRAJONG ROAD	1	66.1	0:11.14	1:36.82 [1]	1:23.15 [3]	1:11.43 [3]	0:59.36 [4]	0:47.15 [4]	0:35.05 [3]	0:23.91 [2]	0:35.05		
		Justin Huxtable		600m	600m	(0:13.67)	(0:11.72)	(0:12.07)	(0:12.21)	(0:12.10)	(0:11.14)	(0:11.32)			
2	2	THE LAST SAGA	9	65.6	0:11.20	1:36.82 [2]	1:22.41 [7]	1:10.88 [7]	0:58.72 [7]	0:46.66 [7]	0:34.37 [7]	0:23.17 [6]	0:34.37	+1	
		Tahlia Fenlon		600m	600m	(0:14.41)	(0:11.53)	(0:12.16)	(0:12.06)	(0:12.29)	(0:11.20)	(0:11.22)			
3	7	GENERAL WOLFFE	2	64.9	0:11.41	1:37.17 [3]	1:23.57 [2]	1:11.93 [2]	0:59.85 [2]	0:47.72 [2]	0:35.30 [4]	0:23.89 [4]	0:35.30	+1	
		Georgina Cartwright		600m	600m	(0:13.60)	(0:11.64)	(0:12.08)	(0:12.13)	(0:12.42)	(0:11.41)	(0:11.46)			
4	3	KING SAMUEL	4	65.6	0:11.42	1:37.60 [4]	1:24.22 [1]	1:12.58 [1]	1:00.49 [1]	0:48.28 [1]	0:36.18 [1]	0:24.76 [1]	0:36.18	+2	
		Chris Whiteley		400m	600m	(0:13.38)	(0:11.64)	(0:12.09)	(0:12.21)	(0:12.10)	(0:11.42)	(0:11.73)			
5	5	VOLDEMORT	3	64.5	0:11.39	1:37.70 [5]	1:23.90 [4]	1:12.28 [4]	1:00.33 [3]	0:48.17 [3]	0:35.96 [2]	0:24.57 [3]	0:35.96	+2	
		Brendon Newport		600m	600m	(0:13.80)	(0:11.62)	(0:11.95)	(0:12.16)	(0:12.21)	(0:11.39)	(0:11.69)			
6	8	TOUR DE FIELD	7	65.1	0:11.29	1:38.41 [6]	1:24.54 [5]	1:12.90 [5]	1:00.86 [5]	0:48.59 [5]	0:36.31 [5]	0:25.02 [5]	0:36.31	+3	
		Ryan Wiggins		600m	600m	(0:13.87)	(0:11.64)	(0:12.04)	(0:12.27)	(0:12.28)	(0:11.29)	(0:11.61)			
7	9	GOGGLEBOX	6	64.2	0:11.46	1:38.56 [7]	1:24.67 [6]	1:12.92 [6]	1:00.92 [6]	0:48.69 [6]	0:36.29 [6]	0:24.83 [7]	0:36.29	+2	
		Tasha Chambers		Overall	600m	(0:13.89)	(0:11.75)	(0:12.00)	(0:12.23)	(0:12.40)	(0:11.46)	(0:11.85)			

Scratched: Nightstick (#4), Roy's Road (#6)



Rockhampton QLD Professional

Race 6: Pink Ribbon Day Saturday 15 June Class 3 Plate - 1600m

23 May 2024 - 15:35



Track Rating: Soft 5, Weather: Fine, Rail Position: +6.5m Entire

Section						200m			Last 600m
Field Times						0:12.59			0:35.40
						(0:12.59)			
Rank	TAB	Horse/Jockey	Barrier	Top Speed [km/h]	Fastest Section	Margin		Distance Travelled [m]	
1	1	MURRAJONG ROAD	1	66.1	0:11.14	0:12.59 [1]	1:36.82	0:35.05	
		Justin Huxtable		600m	600m	(0:12.59)			
2	2	THE LAST SAGA	9	65.6	0:11.20	0:11.95 [5]	0.03L	0:34.37 +1	
		Tahlia Fenlon		600m	600m	(0:11.95)			
3	7	GENERAL WOLFFE	2	64.9	0:11.41	0:12.43 [3]	2.05L	0:35.30 +1	
		Georgina Cartwright		600m	600m	(0:12.43)			
4	3	KING SAMUEL	4	65.6	0:11.42	0:13.03 [2]	4.62L	0:36.18 +2	
		Chris Whiteley		400m	600m	(0:13.03)			
5	5	VOLDEMORT	3	64.5	0:11.39	0:12.88 [4]	5.17L	0:35.96 +2	
		Brendon Newport		600m	600m	(0:12.88)			
6	8	TOUR DE FIELD	7	65.1	0:11.29	0:13.41 [6]	9.36L	0:36.31 +3	
		Ryan Wiggins		600m	600m	(0:13.41)			
7	9	GOGGLEBOX	6	64.2	0:11.46	0:12.98 [7]	10.23L	0:36.29 +2	
		Tasha Chambers		Overall	600m	(0:12.98)			

Scratched: Nightstick (#4), Roy's Road (#6)



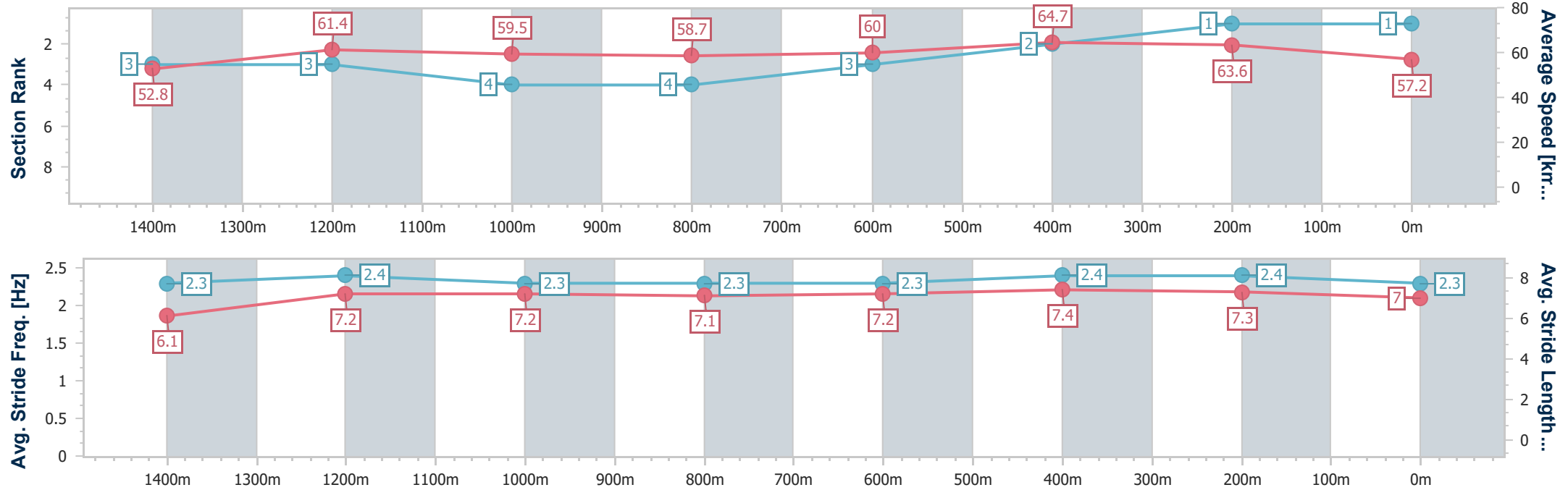
Horse/Jockey Name	Murrajong Road
Final Rank	1
Fastest Section Time (Section)	0:11.14 (600m)
Top Speed [km/h] (Section)	66.1 (600m)
Race State	Finished



Rockhampton QLD Professional
Race 6: Pink Ribbon Day Saturday 15 June Class 3 Plate - 1600m
23 May 2024 - 15:35
Track Rating: Soft 5, Weather: Fine, Rail Position: +6.5m Entire



Section	Overall	1400m	1200m	1000m	800m	600m	400m	200m					
Section Times	1:36.82 [1] (0:13.67)	1:23.15 [3] (0:11.72)	1:11.43 [3] (0:12.07)	0:59.36 [4] (0:12.21)	0:47.15 [4] (0:12.10)	0:35.05 [3] (0:11.14)	0:23.91 [2] (0:11.32)	0:12.59 [1] (0:12.59)					
Average Speed [km/h]	52.8	61.4	59.5	58.7	60.0	64.7	63.6	57.2					
Top Speed [km/h]	61.6	62.3	61.0	59.8	63.8	66.1	65.3	60.8					
Avg. Dist. to Rail [m]	0.7	1.3	1.2	1.1	1.2	3.4	4.3	5.8					
Avg. Stride Freq. [Hz]	2.3	2.4	2.3	2.3	2.3	2.4	2.4	2.3					
Avg. Stride Length [m]	6.1	7.2	7.2	7.1	7.2	7.4	7.3	7.0					





Horse/Jockey Name	The Last Saga
Final Rank	2
Fastest Section Time (Section)	0:11.20 (600m)
Top Speed [km/h] (Section)	65.6 (600m)
Race State	Finished



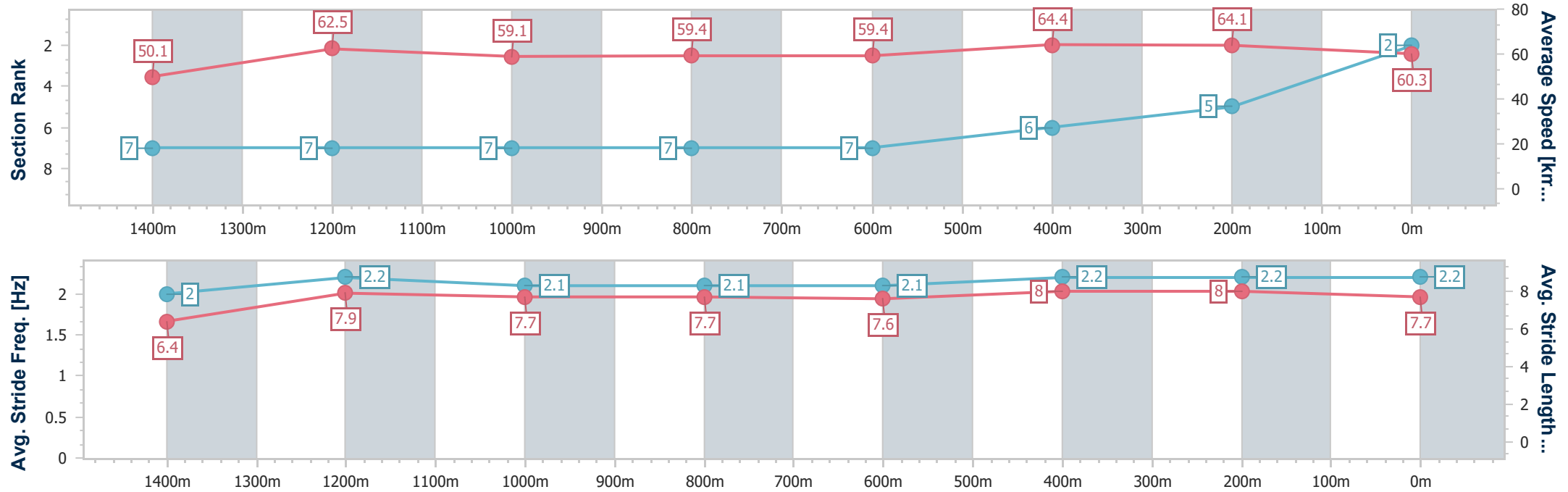
Rockhampton QLD Professional
Race 6: Pink Ribbon Day Saturday 15 June Class 3 Plate - 1600m

23 May 2024 - 15:35

Track Rating: Soft 5, Weather: Fine, Rail Position: +6.5m Entire



Section	Overall	1400m	1200m	1000m	800m	600m	400m	200m					
Section Times	1:36.82 [2] (0:14.41)	1:22.41 [7] (0:11.53)	1:10.88 [7] (0:12.16)	0:58.72 [7] (0:12.06)	0:46.66 [7] (0:12.29)	0:34.37 [7] (0:11.20)	0:23.17 [6] (0:11.22)	0:11.95 [5] (0:11.95)					
Average Speed [km/h]	50.1	62.5	59.1	59.4	59.4	64.4	64.1	60.3					
Top Speed [km/h]	62.0	64.7	60.8	60.3	61.6	65.6	65.4	62.5					
Avg. Dist. to Rail [m]	2.9	1.0	0.9	0.9	1.8	4.8	7.9	7.7					
Avg. Stride Freq. [Hz]	2.0	2.2	2.1	2.1	2.1	2.2	2.2	2.2					
Avg. Stride Length [m]	6.4	7.9	7.7	7.7	7.6	8.0	8.0	7.7					





Horse/Jockey Name	General Wolffe
Final Rank	3
Fastest Section Time (Section)	0:11.41 (600m)
Top Speed [km/h] (Section)	64.9 (600m)
Race State	Finished



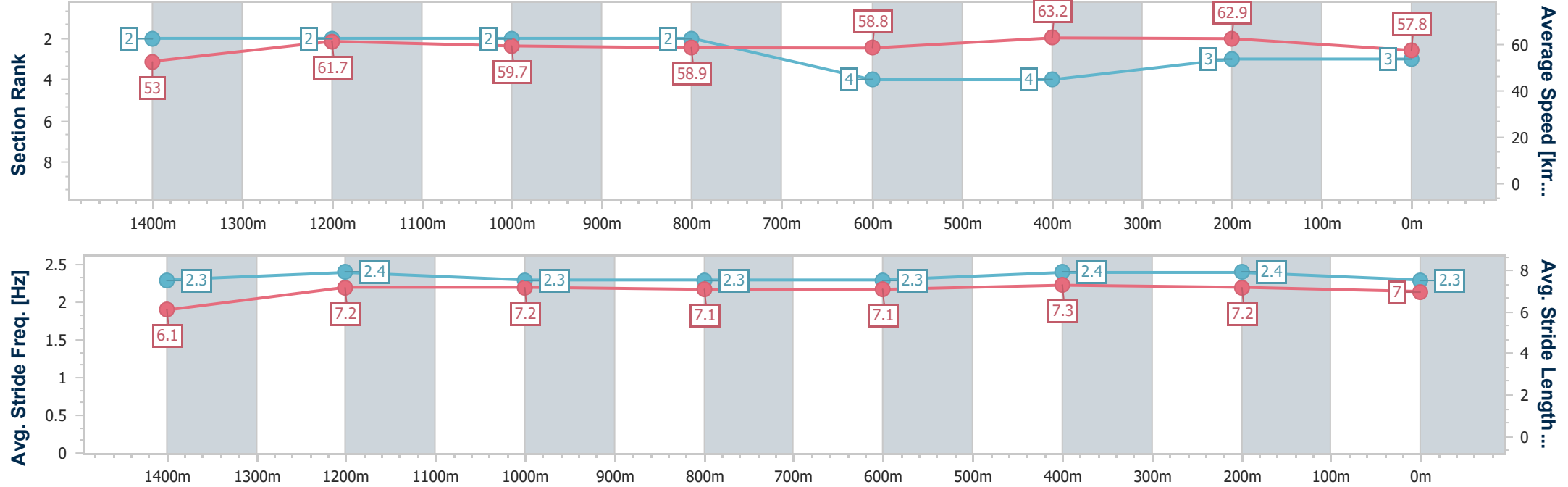
Rockhampton QLD Professional
Race 6: Pink Ribbon Day Saturday 15 June Class 3 Plate -
1600m

23 May 2024 - 15:35

Track Rating: Soft 5, Weather: Fine, Rail Position: +6.5m Entire



Section	Overall	1400m	1200m	1000m	800m	600m	400m	200m					
Section Times	1:37.17 [3] (0:13.60)	1:23.57 [2] (0:11.64)	1:11.93 [2] (0:12.08)	0:59.85 [2] (0:12.13)	0:47.72 [2] (0:12.42)	0:35.30 [4] (0:11.41)	0:23.89 [4] (0:11.46)	0:12.43 [3] (0:12.43)					
Average Speed [km/h]	53.0	61.7	59.7	58.9	58.8	63.2	62.9	57.8					
Top Speed [km/h]	62.2	62.5	61.1	60.4	61.2	64.9	64.7	61.6					
Avg. Dist. to Rail [m]	0.5	0.2	0.4	1.0	1.7	3.7	3.8	3.7					
Avg. Stride Freq. [Hz]	2.3	2.4	2.3	2.3	2.3	2.4	2.4	2.3					
Avg. Stride Length [m]	6.1	7.2	7.2	7.1	7.1	7.3	7.2	7.0					





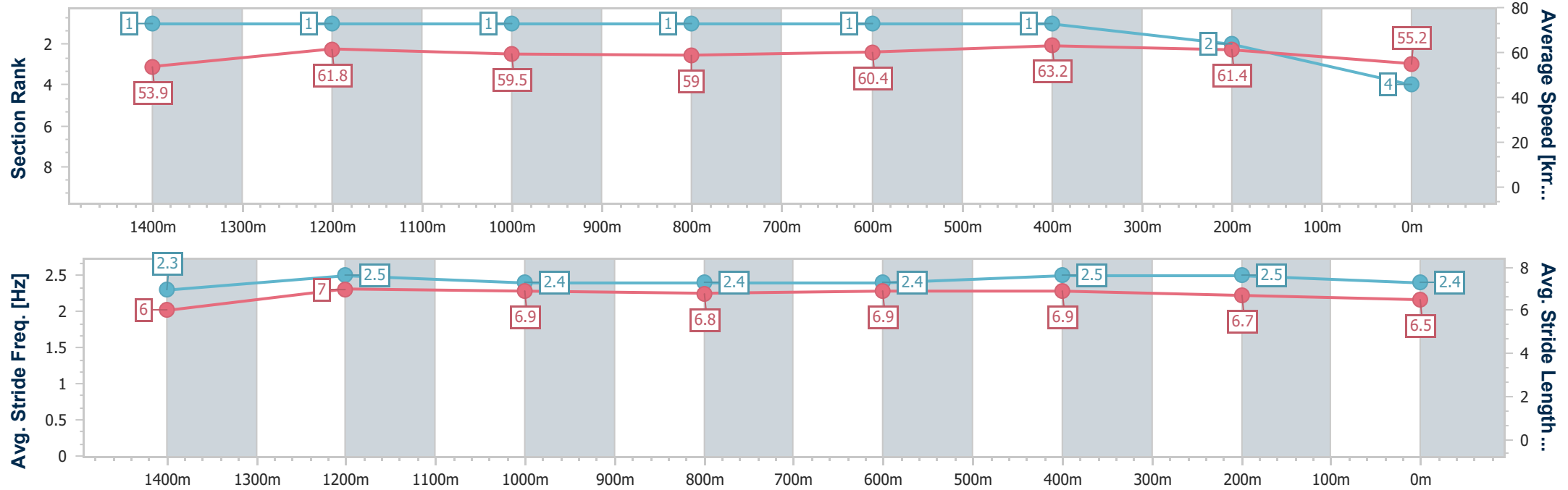
Horse/Jockey Name	King Samuel
Final Rank	4
Fastest Section Time (Section)	0:11.42 (600m)
Top Speed [km/h] (Section)	65.6 (400m)
Race State	Finished



Rockhampton QLD Professional
Race 6: Pink Ribbon Day Saturday 15 June Class 3 Plate - 1600m
23 May 2024 - 15:35
Track Rating: Soft 5, Weather: Fine, Rail Position: +6.5m Entire



Section	Overall	1400m	1200m	1000m	800m	600m	400m	200m					
Section Times	1:37.60 [4] (0:13.38)	1:24.22 [1] (0:11.64)	1:12.58 [1] (0:12.09)	1:00.49 [1] (0:12.21)	0:48.28 [1] (0:12.10)	0:36.18 [1] (0:11.42)	0:24.76 [1] (0:11.73)	0:13.03 [2] (0:13.03)					
Average Speed [km/h]	53.9	61.8	59.5	59.0	60.4	63.2	61.4	55.2					
Top Speed [km/h]	63.1	62.2	60.5	60.4	62.1	65.3	65.6	61.1					
Avg. Dist. to Rail [m]	2.6	0.7	0.8	0.5	1.8	4.7	3.8	2.7					
Avg. Stride Freq. [Hz]	2.3	2.5	2.4	2.4	2.4	2.5	2.5	2.4					
Avg. Stride Length [m]	6.0	7.0	6.9	6.8	6.9	6.9	6.7	6.5					





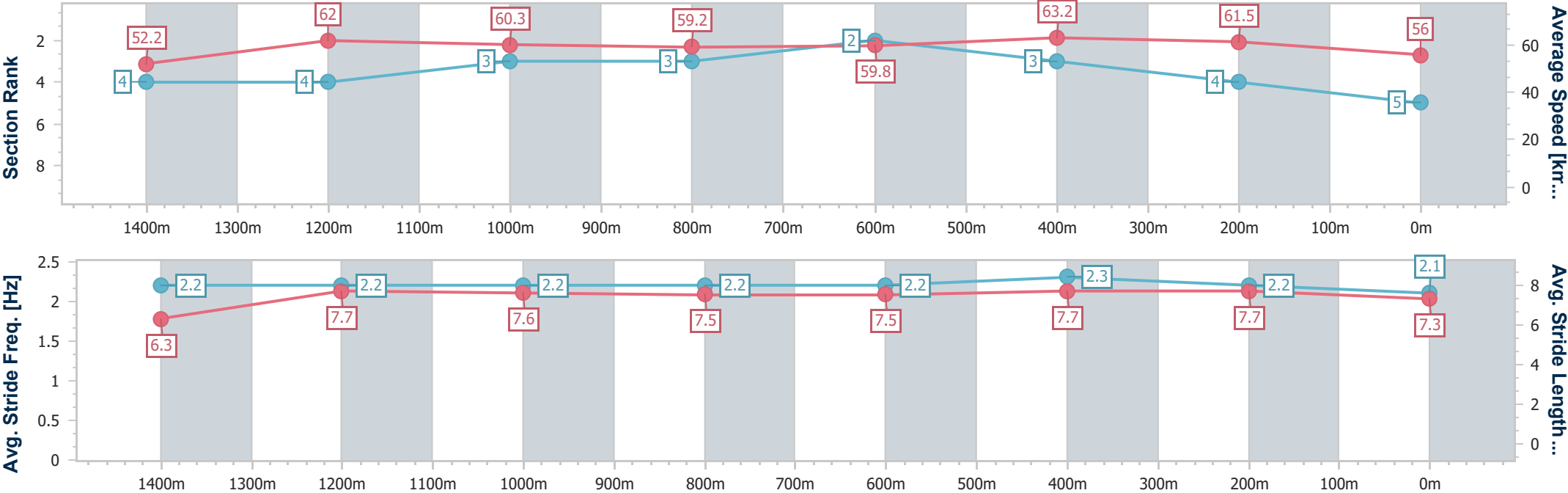
Horse/Jockey Name	Voldemort
Final Rank	5
Fastest Section Time (Section)	0:11.39 (600m)
Top Speed [km/h] (Section)	64.5 (600m)
Race State	Finished



Rockhampton QLD Professional
Race 6: Pink Ribbon Day Saturday 15 June Class 3 Plate - 1600m
23 May 2024 - 15:35
Track Rating: Soft 5, Weather: Fine, Rail Position: +6.5m Entire



Section	Overall	1400m	1200m	1000m	800m	600m	400m	200m					
Section Times	1:37.70 [5] (0:13.80)	1:23.90 [4] (0:11.62)	1:12.28 [4] (0:11.95)	1:00.33 [3] (0:12.16)	0:48.17 [3] (0:12.21)	0:35.96 [2] (0:11.39)	0:24.57 [3] (0:11.69)	0:12.88 [4] (0:12.88)					
Average Speed [km/h]	52.2	62.0	60.3	59.2	59.8	63.2	61.5	56.0					
Top Speed [km/h]	61.5	62.6	61.1	60.3	62.7	64.5	64.0	59.4					
Avg. Dist. to Rail [m]	1.7	0.8	0.3	0.4	1.7	3.4	5.2	5.4					
Avg. Stride Freq. [Hz]	2.2	2.2	2.2	2.2	2.2	2.3	2.2	2.1					
Avg. Stride Length [m]	6.3	7.7	7.6	7.5	7.5	7.7	7.7	7.3					





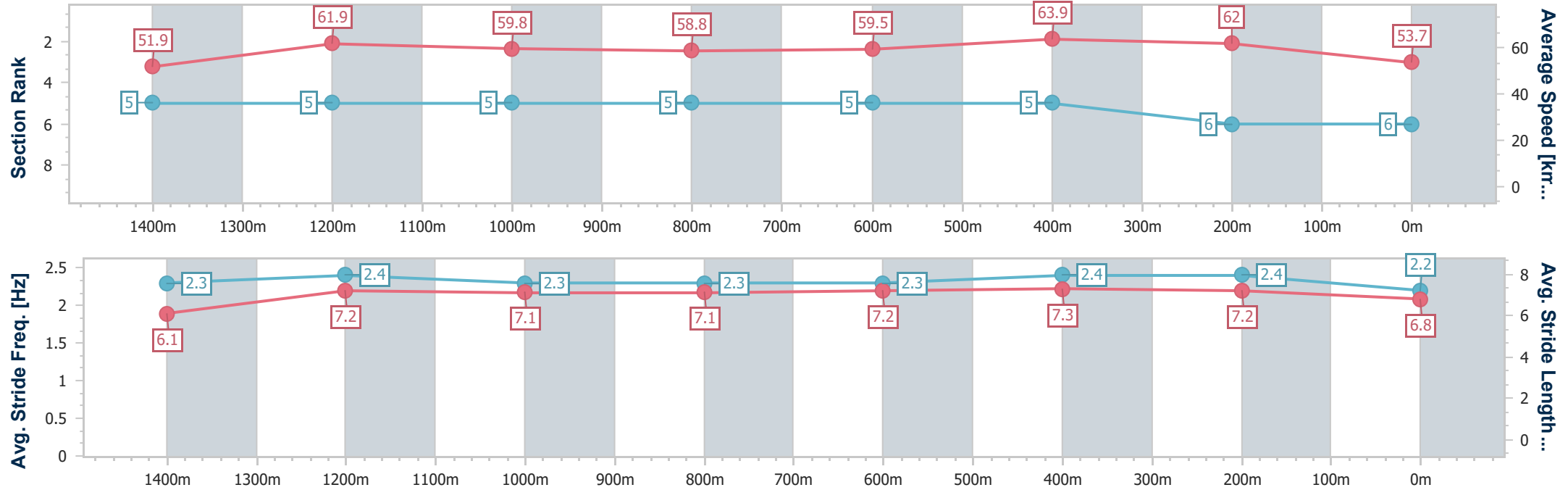
Horse/Jockey Name	Tour De Field
Final Rank	6
Fastest Section Time (Section)	0:11.29 (600m)
Top Speed [km/h] (Section)	65.1 (600m)
Race State	Finished



Rockhampton QLD Professional
Race 6: Pink Ribbon Day Saturday 15 June Class 3 Plate - 1600m
23 May 2024 - 15:35
Track Rating: Soft 5, Weather: Fine, Rail Position: +6.5m Entire



Section	Overall	1400m	1200m	1000m	800m	600m	400m	200m					
Section Times	1:38.41 [6] (0:13.87)	1:24.54 [5] (0:11.64)	1:12.90 [5] (0:12.04)	1:00.86 [5] (0:12.27)	0:48.59 [5] (0:12.28)	0:36.31 [5] (0:11.29)	0:25.02 [5] (0:11.61)	0:13.41 [6] (0:13.41)					
Average Speed [km/h]	51.9	61.9	59.8	58.8	59.5	63.9	62.0	53.7					
Top Speed [km/h]	63.0	62.9	60.6	60.5	62.3	65.1	64.1	59.8					
Avg. Dist. to Rail [m]	2.6	0.5	0.8	0.6	1.7	3.5	6.4	7.0					
Avg. Stride Freq. [Hz]	2.3	2.4	2.3	2.3	2.3	2.4	2.4	2.2					
Avg. Stride Length [m]	6.1	7.2	7.1	7.1	7.2	7.3	7.2	6.8					





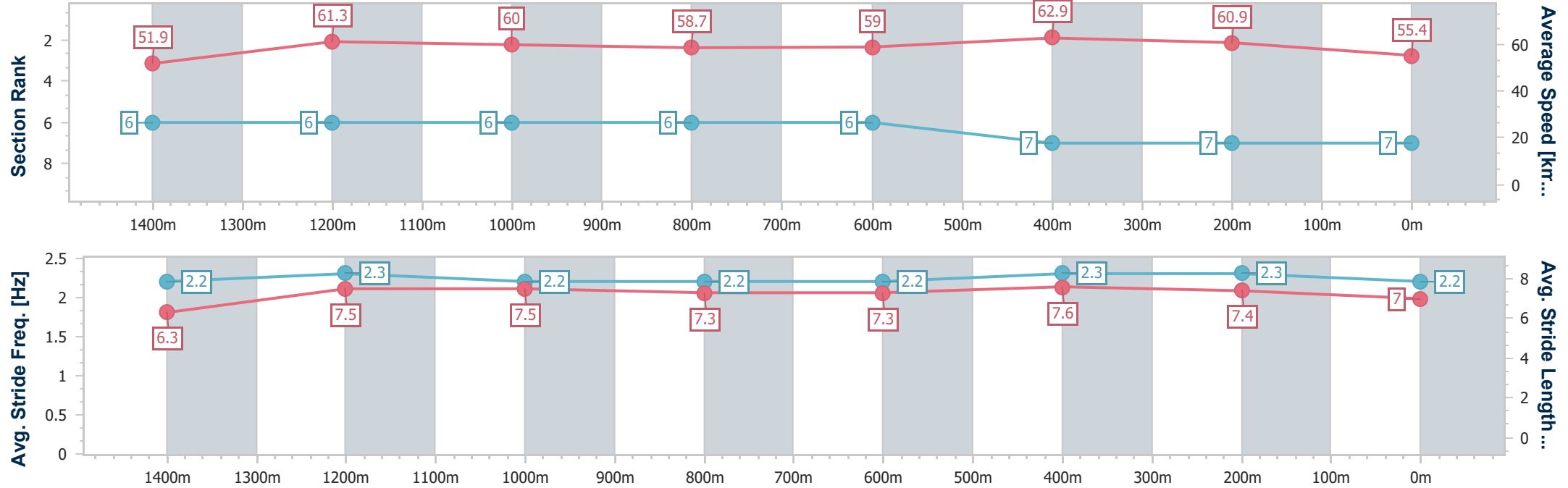
Horse/Jockey Name	Gogglebox
Final Rank	7
Fastest Section Time (Section)	0:11.46 (600m)
Top Speed [km/h] (Section)	64.2 (Overall)
Race State	Finished



Rockhampton QLD Professional
Race 6: Pink Ribbon Day Saturday 15 June Class 3 Plate - 1600m
23 May 2024 - 15:35
Track Rating: Soft 5, Weather: Fine, Rail Position: +6.5m Entire



Section	Overall	1400m	1200m	1000m	800m	600m	400m	200m					
Section Times	1:38.56 [7] (0:13.89)	1:24.67 [6] (0:11.75)	1:12.92 [6] (0:12.00)	1:00.92 [6] (0:12.23)	0:48.69 [6] (0:12.40)	0:36.29 [6] (0:11.46)	0:24.83 [7] (0:11.85)	0:12.98 [7] (0:12.98)					
Average Speed [km/h]	51.9	61.3	60.0	58.7	59.0	62.9	60.9	55.4					
Top Speed [km/h]	64.2	62.6	60.9	60.4	62.1	63.6	63.4	58.3					
Avg. Dist. to Rail [m]	2.1	2.2	1.6	1.2	2.1	3.3	5.2	6.7					
Avg. Stride Freq. [Hz]	2.2	2.3	2.2	2.2	2.2	2.3	2.3	2.2					
Avg. Stride Length [m]	6.3	7.5	7.5	7.3	7.3	7.6	7.4	7.0					





Rockhampton QLD Professional
Race 7: Red Lion Hotel OPEN Handicap - 1300m
23 May 2024 - 16:11



Track Rating: Soft 5, Weather: Fine, Rail Position: +6.5m Entire

Section						Overall	1200m	1000m	800m	600m	400m	Last 600m	
Field Times						1:16.52 (0:07.76)	1:08.76 (0:10.95)	0:57.81 (0:11.61)	0:46.20 (0:11.61)	0:34.59 (0:11.42)	0:23.17 (0:11.28)	0:34.59	
Rank	TAB	Horse/Jockey	Barrier	Top Speed [km/h]	Fastest Section								Distance Travelled [m]
1	3	KNIGHT'S SWORD	5	67.0	0:08.17	1:16.52 [1]	1:08.35 [6]	0:57.19 [6]	0:45.61 [6]	0:33.87 [6]	0:22.86 [3]	0:33.87	
		Ryan Wiggins		400m	Overall	(0:08.17)	(0:11.16)	(0:11.58)	(0:11.74)	(0:11.01)	(0:11.03)		
2	5	FASTCONI	6	67.0	0:08.26	1:16.54 [2]	1:08.28 [7]	0:57.03 [7]	0:45.46 [7]	0:33.85 [7]	0:22.84 [5]	0:33.85	-1
		Justin Stanley		400m	Overall	(0:08.26)	(0:11.25)	(0:11.57)	(0:11.61)	(0:11.01)	(0:11.06)		
3	8	MEDIA EMPIRE	4	67.9	0:07.77	1:16.81 [3]	1:09.04 [3]	0:58.10 [1]	0:46.48 [2]	0:34.88 [1]	0:23.46 [1]	0:34.88	+0
		Warwick Satherley		1200m	Overall	(0:07.77)	(0:10.94)	(0:11.62)	(0:11.60)	(0:11.42)	(0:11.28)		
4	2	MOMACK	10	66.2	0:07.76	1:16.94 [4]	1:09.18 [1]	0:58.00 [2]	0:46.62 [1]	0:34.95 [2]	0:23.57 [2]	0:34.95	-2
		Brooke Johnson		1200m	Overall	(0:07.76)	(0:11.18)	(0:11.38)	(0:11.67)	(0:11.38)	(0:11.37)		
5	1	HARD REYVA	9	67.8	0:08.48	1:17.02 [5]	1:08.54 [8]	0:57.30 [9]	0:45.53 [9]	0:33.91 [9]	0:22.92 [9]	0:33.91	+0
		Justin Huxtable		400m	Overall	(0:08.48)	(0:11.24)	(0:11.77)	(0:11.62)	(0:10.99)	(0:10.98)		
6	7	MOENAVE	7	66.5	0:08.54	1:17.07 [6]	1:08.53 [9]	0:57.38 [8]	0:45.81 [8]	0:34.26 [8]	0:23.15 [8]	0:34.26	-3
		Samantha Collett		600m	Overall	(0:08.54)	(0:11.15)	(0:11.57)	(0:11.55)	(0:11.11)	(0:11.15)		
7	4	READY FOR MAGIC	1	65.8	0:07.77	1:17.11 [7]	1:09.34 [2]	0:58.08 [4]	0:46.50 [3]	0:34.65 [4]	0:23.41 [4]	0:34.65	-4
		Melea Castle		600m	Overall	(0:07.77)	(0:11.26)	(0:11.58)	(0:11.85)	(0:11.24)	(0:11.32)		
8	9	KAHAYLAAN	2	65.6	0:07.81	1:18.10 [8]	1:10.29 [4]	0:59.11 [3]	0:47.46 [4]	0:35.73 [3]	0:24.39 [6]	0:35.73	+1
		Chris Whiteley		1200m	Overall	(0:07.81)	(0:11.18)	(0:11.65)	(0:11.73)	(0:11.34)	(0:11.63)		
9	10	COLHOUN	3	66.0	0:07.95	1:18.70 [9]	1:10.75 [5]	0:59.55 [5]	0:47.91 [5]	0:36.15 [5]	0:24.94 [7]	0:36.15	+2
		Brendon Newport		1200m	Overall	(0:07.95)	(0:11.20)	(0:11.64)	(0:11.76)	(0:11.21)	(0:11.82)		

Scratched: Awol (#6)



Rockhampton QLD Professional
Race 7: Red Lion Hotel OPEN Handicap - 1300m
23 May 2024 - 16:11



Track Rating: Soft 5, Weather: Fine, Rail Position: +6.5m Entire

Section Field Times		200m 0:11.89 (0:11.89)		Last 600m 0:34.59			
Rank	TAB	Horse/Jockey	Barrier	Top Speed [km/h]	Fastest Section	Margin	Distance Travelled [m]
1	3	KNIGHT'S SWORD	5	67.0	0:08.17	0:11.83 [2]	1:16.52
		Ryan Wiggins		400m	Overall	(0:11.83)	0:33.87
2	5	FASTCONI	6	67.0	0:08.26	0:11.78 [4]	0:33.85
		Justin Stanley		400m	Overall	(0:11.78)	-1
3	8	MEDIA EMPIRE	4	67.9	0:07.77	0:12.18 [1]	0:34.88
		Warwick Satherley		1200m	Overall	(0:12.18)	+0
4	2	MOMACK	10	66.2	0:07.76	0:12.20 [3]	0:34.95
		Brooke Johnson		1200m	Overall	(0:12.20)	-2
5	1	HARD REYVA	9	67.8	0:08.48	0:11.94 [7]	0:33.91
		Justin Huxtable		400m	Overall	(0:11.94)	+0
6	7	MOENAVE	7	66.5	0:08.54	0:12.00 [6]	0:34.26
		Samantha Collett		600m	Overall	(0:12.00)	-3
7	4	READY FOR MAGIC	1	65.8	0:07.77	0:12.09 [5]	0:34.65
		Melea Castle		600m	Overall	(0:12.09)	-4
8	9	KAHAYLAAN	2	65.6	0:07.81	0:12.76 [8]	0:35.73
		Chris Whiteley		1200m	Overall	(0:12.76)	+1
9	10	COLHOUN	3	66.0	0:07.95	0:13.12 [9]	0:36.15
		Brendon Newport		1200m	Overall	(0:13.12)	+2

Scratched: Awol (#6)



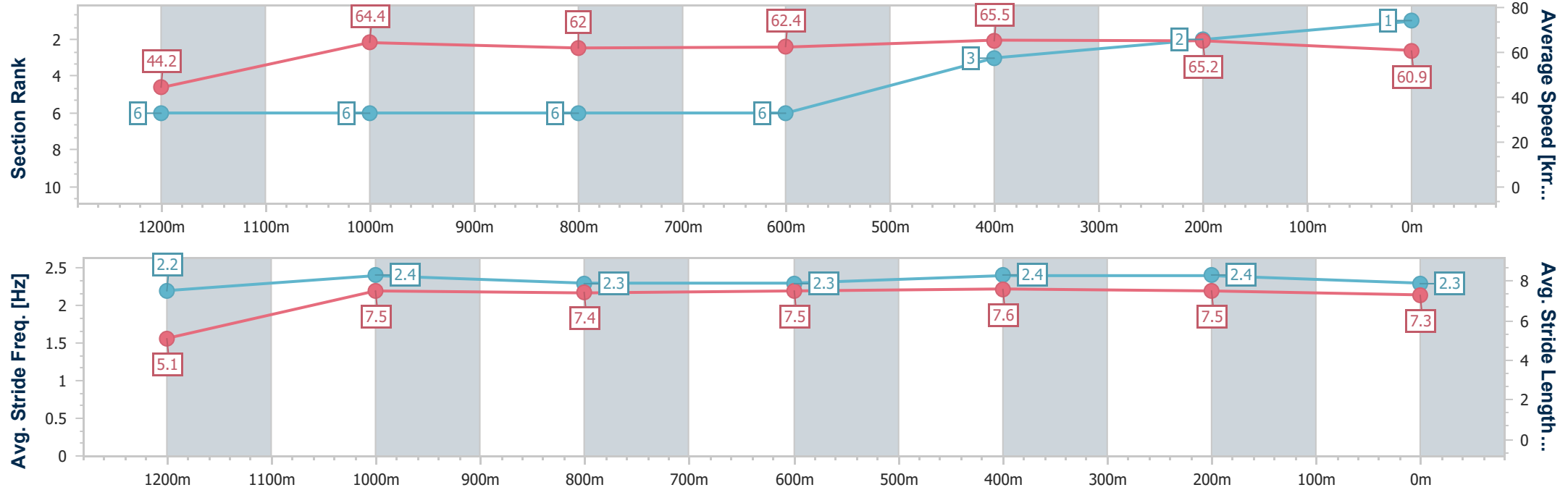
Horse/Jockey Name	Knight's Sword
Final Rank	1
Fastest Section Time (Section)	0:08.17 (Overall)
Top Speed [km/h] (Section)	67.0 (400m)
Race State	Finished



Rockhampton QLD Professional
Race 7: Red Lion Hotel OPEN Handicap - 1300m
23 May 2024 - 16:11
Track Rating: Soft 5, Weather: Fine, Rail Position: +6.5m Entire



Section	Overall	1200m	1000m	800m	600m	400m	200m						
Section Times	1:16.52 [1] (0:08.17)	1:08.35 [6] (0:11.16)	0:57.19 [6] (0:11.58)	0:45.61 [6] (0:11.74)	0:33.87 [6] (0:11.01)	0:22.86 [3] (0:11.03)	0:11.83 [2] (0:11.83)						
Average Speed [km/h]	44.2	64.4	62.0	62.4	65.5	65.2	60.9						
Top Speed [km/h]	62.0	66.0	64.1	63.8	66.8	67.0	63.4						
Avg. Dist. to Rail [m]	2.6	1.3	0.6	2.2	4.7	4.9	4.6						
Avg. Stride Freq. [Hz]	2.2	2.4	2.3	2.3	2.4	2.4	2.3						
Avg. Stride Length [m]	5.1	7.5	7.4	7.5	7.6	7.5	7.3						





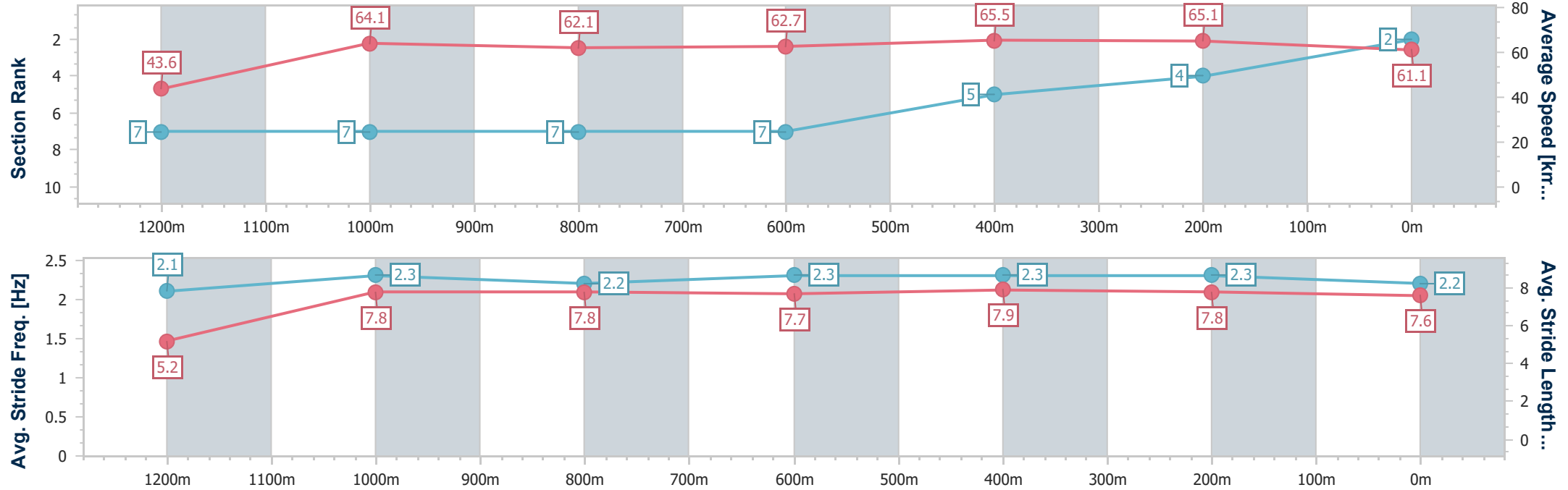
Horse/Jockey Name	Fastconi
Final Rank	2
Fastest Section Time (Section)	0:08.26 (Overall)
Top Speed [km/h] (Section)	67.0 (400m)
Race State	Finished



Rockhampton QLD Professional
Race 7: Red Lion Hotel OPEN Handicap - 1300m
23 May 2024 - 16:11
Track Rating: Soft 5, Weather: Fine, Rail Position: +6.5m Entire



Section	Overall	1200m	1000m	800m	600m	400m	200m						
Section Times	1:16.54 [2] (0:08.26)	1:08.28 [7] (0:11.25)	0:57.03 [7] (0:11.57)	0:45.46 [7] (0:11.61)	0:33.85 [7] (0:11.01)	0:22.84 [5] (0:11.06)	0:11.78 [4]						
Average Speed [km/h]	43.6	64.1	62.1	62.7	65.5	65.1	61.1						
Top Speed [km/h]	60.2	65.5	63.4	64.2	67.0	67.0	63.4						
Avg. Dist. to Rail [m]	4.0	0.2	0.3	1.5	3.8	5.7	6.3						
Avg. Stride Freq. [Hz]	2.1	2.3	2.2	2.3	2.3	2.3	2.2						
Avg. Stride Length [m]	5.2	7.8	7.8	7.7	7.9	7.8	7.6						





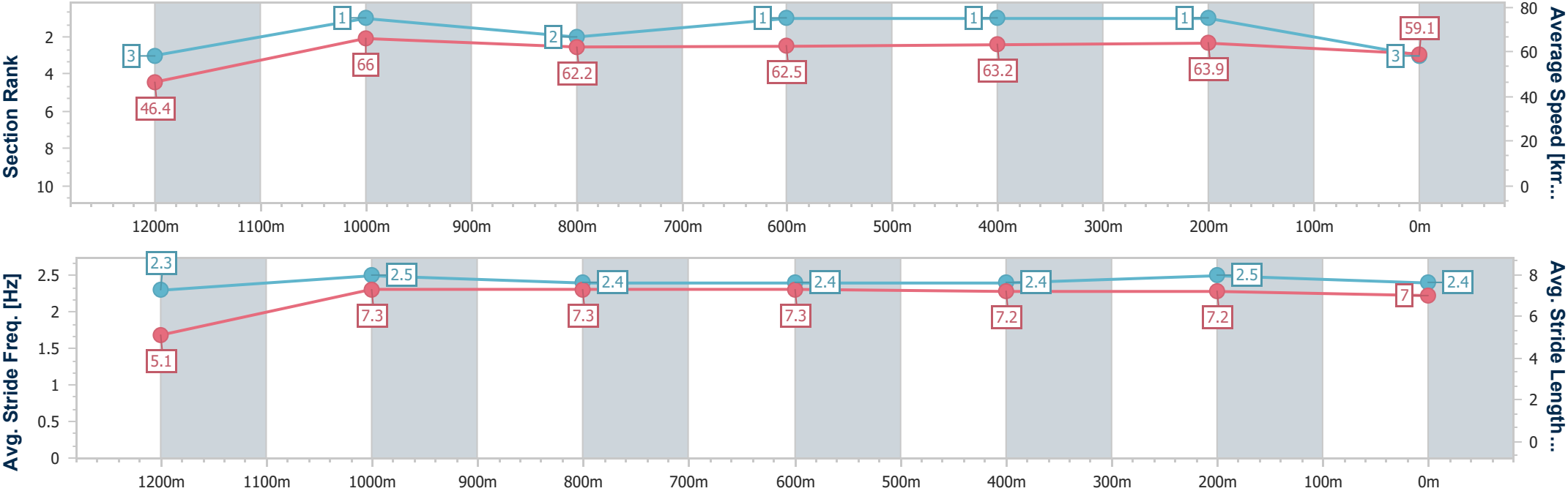
Horse/Jockey Name	Media Empire
Final Rank	3
Fastest Section Time (Section)	0:07.77 (Overall)
Top Speed [km/h] (Section)	67.9 (1200m)
Race State	Finished



Rockhampton QLD Professional
Race 7: Red Lion Hotel OPEN Handicap - 1300m
23 May 2024 - 16:11
Track Rating: Soft 5, Weather: Fine, Rail Position: +6.5m Entire



Section	Overall	1200m	1000m	800m	600m	400m	200m						
Section Times	1:16.81 [3] (0:07.77)	1:09.04 [3] (0:10.94)	0:58.10 [1] (0:11.62)	0:46.48 [2] (0:11.60)	0:34.88 [1] (0:11.42)	0:23.46 [1] (0:11.28)	0:12.18 [1] (0:12.18)						
Average Speed [km/h]	46.4	66.0	62.2	62.5	63.2	63.9	59.1						
Top Speed [km/h]	63.6	67.9	65.2	63.4	64.4	65.2	62.2						
Avg. Dist. to Rail [m]	3.1	1.6	0.7	1.0	2.5	2.9	3.1						
Avg. Stride Freq. [Hz]	2.3	2.5	2.4	2.4	2.4	2.5	2.4						
Avg. Stride Length [m]	5.1	7.3	7.3	7.3	7.2	7.2	7.0						





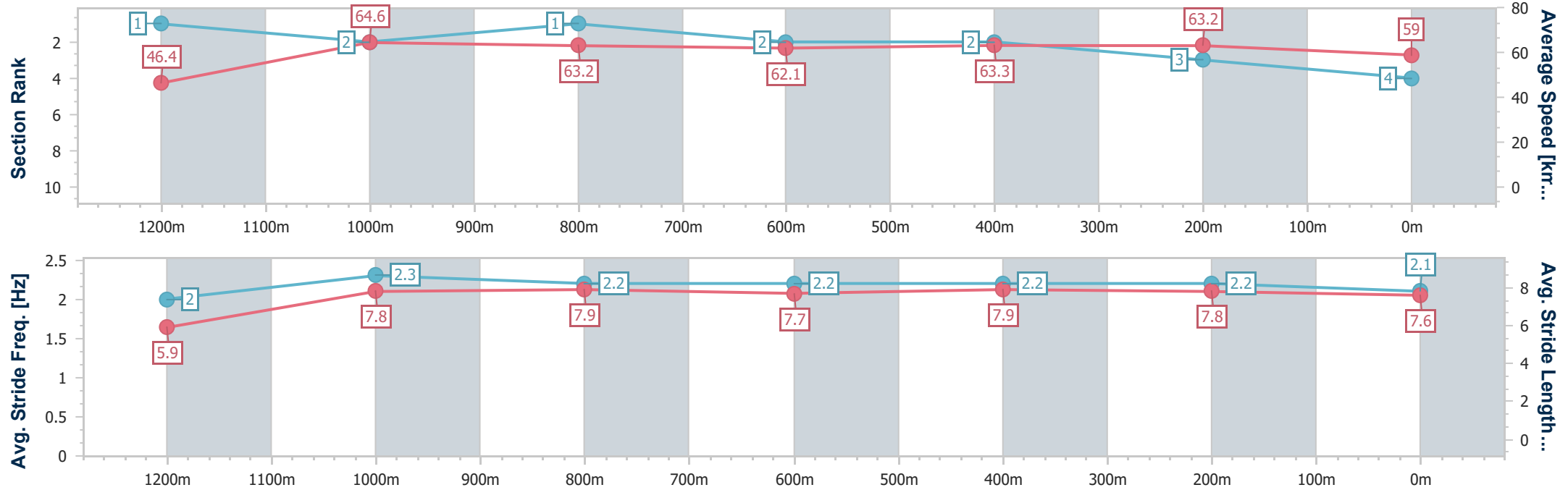
Horse/Jockey Name	Momack
Final Rank	4
Fastest Section Time (Section)	0:07.76 (Overall)
Top Speed [km/h] (Section)	66.2 (1200m)
Race State	Finished



Rockhampton QLD Professional
Race 7: Red Lion Hotel OPEN Handicap - 1300m
23 May 2024 - 16:11
Track Rating: Soft 5, Weather: Fine, Rail Position: +6.5m Entire



Section	Overall	1200m	1000m	800m	600m	400m	200m						
Section Times	1:16.94 [4] (0:07.76)	1:09.18 [1] (0:11.18)	0:58.00 [2] (0:11.38)	0:46.62 [1] (0:11.67)	0:34.95 [2] (0:11.38)	0:23.57 [2] (0:11.37)	0:12.20 [3] (0:12.20)						
Average Speed [km/h]	46.4	64.6	63.2	62.1	63.3	63.2	59.0						
Top Speed [km/h]	62.6	66.2	65.5	63.0	64.2	64.2	61.9						
Avg. Dist. to Rail [m]	6.6	2.6	0.5	0.9	1.2	2.1	3.3						
Avg. Stride Freq. [Hz]	2.0	2.3	2.2	2.2	2.2	2.2	2.1						
Avg. Stride Length [m]	5.9	7.8	7.9	7.7	7.9	7.8	7.6						





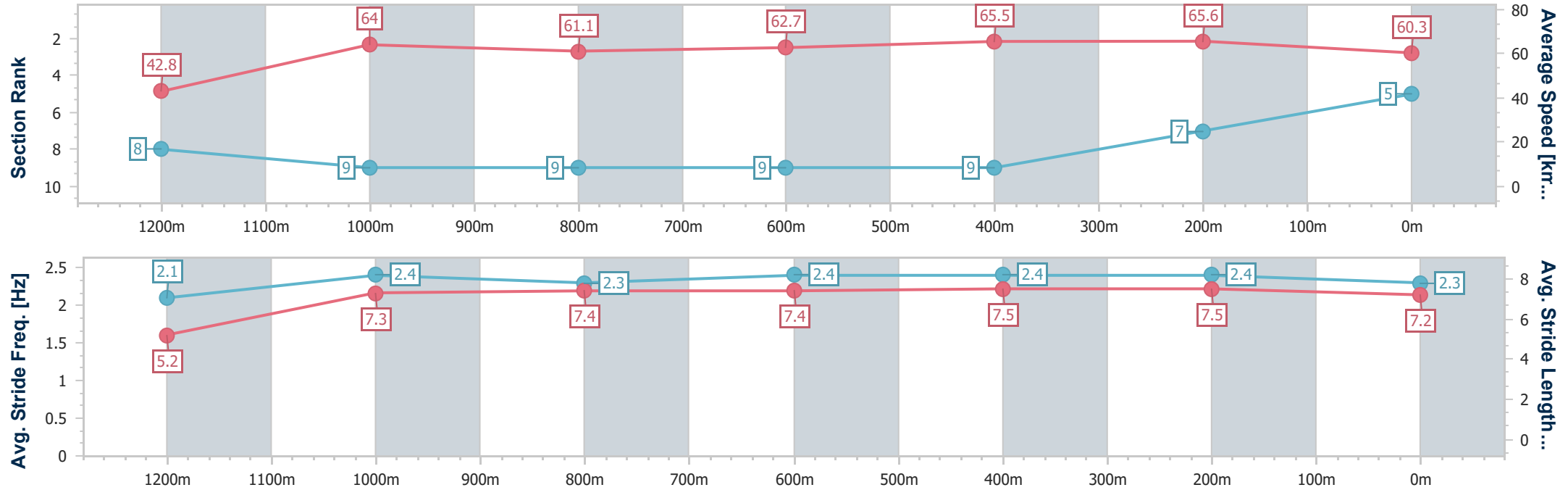
Horse/Jockey Name	Hard Reyva
Final Rank	5
Fastest Section Time (Section)	0:08.48 (Overall)
Top Speed [km/h] (Section)	67.8 (400m)
Race State	Finished



Rockhampton QLD Professional
Race 7: Red Lion Hotel OPEN Handicap - 1300m
23 May 2024 - 16:11
Track Rating: Soft 5, Weather: Fine, Rail Position: +6.5m Entire



Section	Overall	1200m	1000m	800m	600m	400m	200m						
Section Times	1:17.02 [5] (0:08.48)	1:08.54 [8] (0:11.24)	0:57.30 [9] (0:11.77)	0:45.53 [9] (0:11.62)	0:33.91 [9] (0:10.99)	0:22.92 [9] (0:10.98)	0:11.94 [7] (0:11.94)						
Average Speed [km/h]	42.8	64.0	61.1	62.7	65.5	65.6	60.3						
Top Speed [km/h]	60.8	66.5	63.4	64.2	67.1	67.8	63.9						
Avg. Dist. to Rail [m]	5.5	0.2	0.5	1.6	2.5	4.1	5.6						
Avg. Stride Freq. [Hz]	2.1	2.4	2.3	2.4	2.4	2.4	2.3						
Avg. Stride Length [m]	5.2	7.3	7.4	7.4	7.5	7.5	7.2						





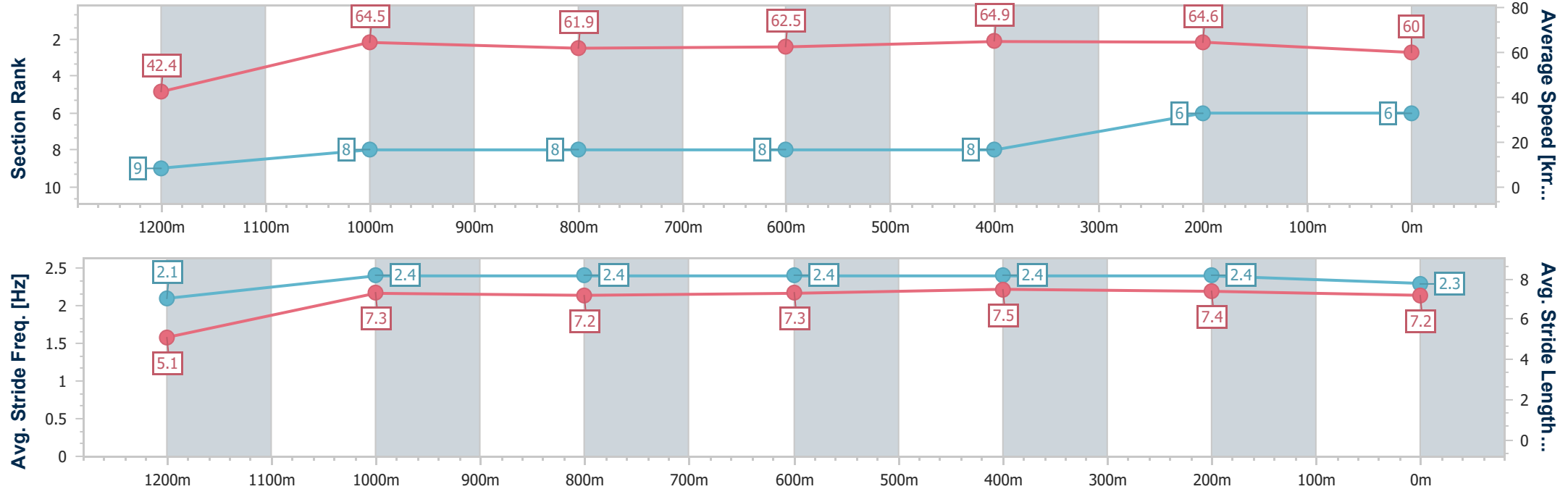
Horse/Jockey Name	Moenave
Final Rank	6
Fastest Section Time (Section)	0:08.54 (Overall)
Top Speed [km/h] (Section)	66.5 (600m)
Race State	Finished



Rockhampton QLD Professional
Race 7: Red Lion Hotel OPEN Handicap - 1300m
23 May 2024 - 16:11
Track Rating: Soft 5, Weather: Fine, Rail Position: +6.5m Entire



Section	Overall	1200m	1000m	800m	600m	400m	200m						
Section Times	1:17.07 [6] (0:08.54)	1:08.53 [9] (0:11.15)	0:57.38 [8] (0:11.57)	0:45.81 [8] (0:11.55)	0:34.26 [8] (0:11.11)	0:23.15 [8] (0:11.15)	0:12.00 [6] (0:12.00)						
Average Speed [km/h]	42.4	64.5	61.9	62.5	64.9	64.6	60.0						
Top Speed [km/h]	60.0	65.8	64.5	63.2	66.5	66.4	64.0						
Avg. Dist. to Rail [m]	4.4	0.9	0.6	0.6	1.3	1.2	1.4						
Avg. Stride Freq. [Hz]	2.1	2.4	2.4	2.4	2.4	2.4	2.3						
Avg. Stride Length [m]	5.1	7.3	7.2	7.3	7.5	7.4	7.2						





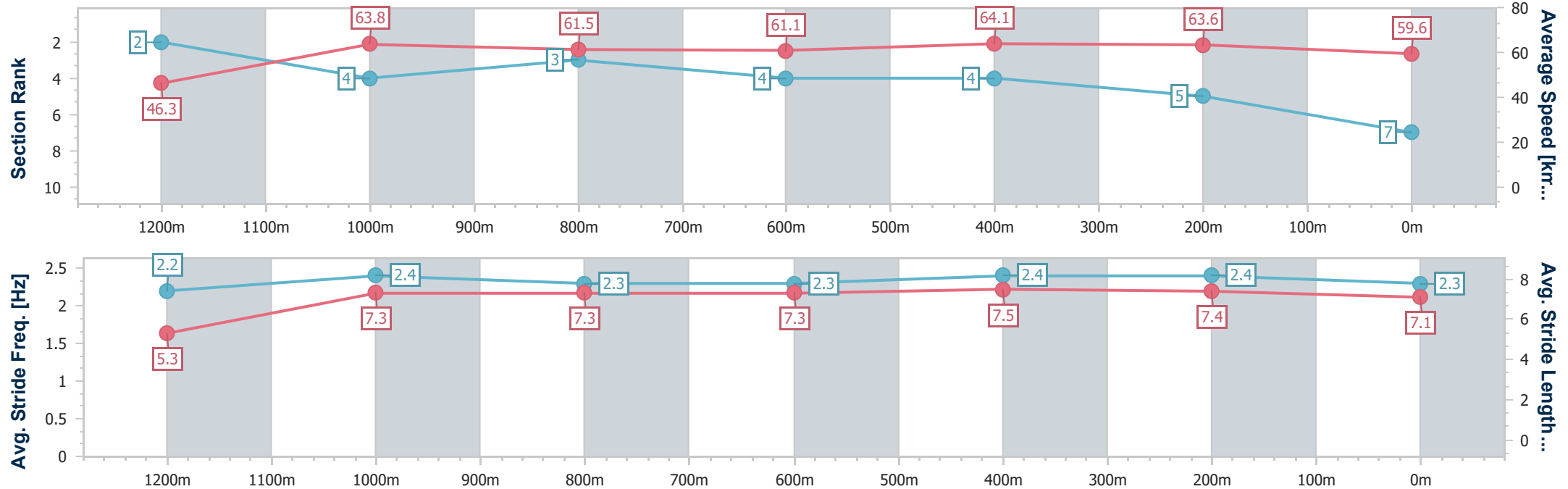
Horse/Jockey Name	Ready For Magic
Final Rank	7
Fastest Section Time (Section)	0:07.77 (Overall)
Top Speed [km/h] (Section)	65.8 (600m)
Race State	Finished



Rockhampton QLD Professional
Race 7: Red Lion Hotel OPEN Handicap - 1300m
23 May 2024 - 16:11
Track Rating: Soft 5, Weather: Fine, Rail Position: +6.5m Entire



Section	Overall	1200m	1000m	800m	600m	400m	200m						
Section Times	1:17.11 [7] (0:07.77)	1:09.34 [2] (0:11.26)	0:58.08 [4] (0:11.58)	0:46.50 [3] (0:11.85)	0:34.65 [4] (0:11.24)	0:23.41 [4] (0:11.32)	0:12.09 [5] (0:12.09)						
Average Speed [km/h]	46.3	63.8	61.5	61.1	64.1	63.6	59.6						
Top Speed [km/h]	62.2	65.3	63.5	62.4	65.8	65.7	62.8						
Avg. Dist. to Rail [m]	1.3	2.0	1.9	0.8	2.1	3.0	5.0						
Avg. Stride Freq. [Hz]	2.2	2.4	2.3	2.3	2.4	2.4	2.3						
Avg. Stride Length [m]	5.3	7.3	7.3	7.3	7.5	7.4	7.1						





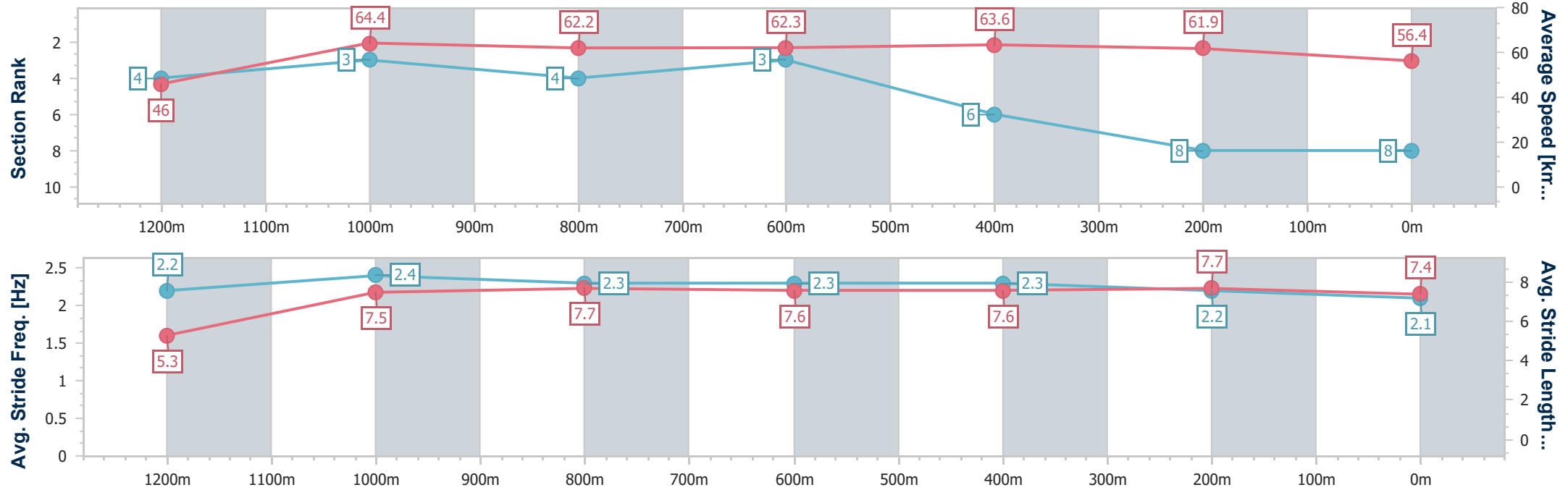
Horse/Jockey Name	Kahaylaan
Final Rank	8
Fastest Section Time (Section)	0:07.81 (Overall)
Top Speed [km/h] (Section)	65.6 (1200m)
Race State	Finished



Rockhampton QLD Professional
Race 7: Red Lion Hotel OPEN Handicap - 1300m
23 May 2024 - 16:11
Track Rating: Soft 5, Weather: Fine, Rail Position: +6.5m Entire



Section	Overall	1200m	1000m	800m	600m	400m	200m						
Section Times	1:18.10 [8] (0:07.81)	1:10.29 [4] (0:11.18)	0:59.11 [3] (0:11.65)	0:47.46 [4] (0:11.73)	0:35.73 [3] (0:11.34)	0:24.39 [6] (0:11.63)	0:12.76 [8] (0:12.76)						
Average Speed [km/h]	46.0	64.4	62.2	62.3	63.6	61.9	56.4						
Top Speed [km/h]	63.6	65.6	63.5	62.8	64.7	63.7	59.7						
Avg. Dist. to Rail [m]	1.1	0.4	1.1	1.9	2.5	3.6	4.6						
Avg. Stride Freq. [Hz]	2.2	2.4	2.3	2.3	2.3	2.2	2.1						
Avg. Stride Length [m]	5.3	7.5	7.7	7.6	7.6	7.7	7.4						





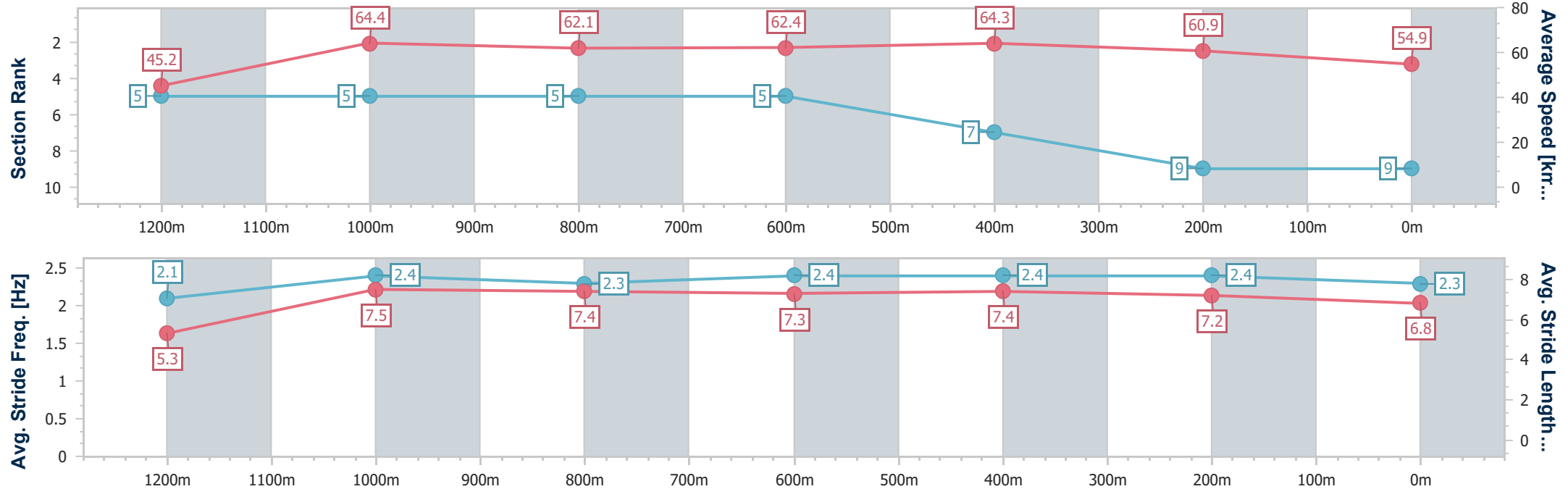
Horse/Jockey Name	Colhoun
Final Rank	9
Fastest Section Time (Section)	0:07.95 (Overall)
Top Speed [km/h] (Section)	66.0 (1200m)
Race State	Finished



Rockhampton QLD Professional
Race 7: Red Lion Hotel OPEN Handicap - 1300m
23 May 2024 - 16:11
Track Rating: Soft 5, Weather: Fine, Rail Position: +6.5m Entire



Section	Overall	1200m	1000m	800m	600m	400m	200m						
Section Times	1:18.70 [9] (0:07.95)	1:10.75 [5] (0:11.20)	0:59.55 [5] (0:11.64)	0:47.91 [5] (0:11.76)	0:36.15 [5] (0:11.21)	0:24.94 [7] (0:11.82)	0:13.12 [9] (0:13.12)						
Average Speed [km/h]	45.2	64.4	62.1	62.4	64.3	60.9	54.9						
Top Speed [km/h]	61.8	66.0	63.3	63.8	65.5	63.6	58.0						
Avg. Dist. to Rail [m]	2.1	0.2	0.7	2.3	4.6	6.7	6.6						
Avg. Stride Freq. [Hz]	2.1	2.4	2.3	2.4	2.4	2.4	2.3						
Avg. Stride Length [m]	5.3	7.5	7.4	7.3	7.4	7.2	6.8						





Rockhampton QLD Professional
Race 8: Rocky Cup 13 July Tickets On Sale Now BENCHMARK 55
Handicap - 1200m
23 May 2024 - 16:51



Track Rating: Soft 5, Weather: Fine, Rail Position: +6.5m Entire

Section		Overall				1000m	800m	600m	400m	200m	Last 600m		
Field Times		1:09.92				0:56.87	0:45.71	0:34.19	0:23.08	0:12.03	0:34.19		
		(0:13.05)				(0:11.16)	(0:11.52)	(0:11.11)	(0:11.05)	(0:12.03)			
Rank	TAB	Horse/Jockey	Barrier	Top Speed [km/h]	Fastest Section						Margin	Distance Travelled [m]	
1	4	JUNGLE BEAT	6	66.6	0:11.05	1:09.92 [1]	0:56.87 [1]	0:45.71 [1]	0:34.19 [1]	0:23.08 [1]	0:12.03 [1]	1:09.92	0:34.19
		Tahlia Fenlon		600m	400m	(0:13.05)	(0:11.16)	(0:11.52)	(0:11.11)	(0:11.05)	(0:12.03)		
2	1	PALATIAL PRINCE	7	66.9	0:10.96	1:10.47 [2]	0:57.32 [2]	0:46.03 [2]	0:34.48 [2]	0:23.52 [2]	0:12.30 [2]	3.24L	0:34.48 +3
		Hannah Richardson		600m	600m	(0:13.15)	(0:11.29)	(0:11.55)	(0:10.96)	(0:11.22)	(0:12.30)		
3	7	OBLIQUITY	4	66.0	0:11.10	1:10.78 [3]	0:57.28 [8]	0:45.80 [7]	0:34.22 [8]	0:23.12 [9]	0:11.94 [4]	5.05L	0:34.22 +3
		Les Tilley		600m	600m	(0:13.50)	(0:11.48)	(0:11.58)	(0:11.10)	(0:11.18)	(0:11.94)		
4	6	MASONRY MAN	1	65.5	0:11.23	1:10.80 [4]	0:57.49 [4]	0:46.15 [3]	0:34.59 [4]	0:23.36 [3]	0:12.12 [3]	5.2L	0:34.59 +0
		Georgina Cartwright		600m	600m	(0:13.31)	(0:11.34)	(0:11.56)	(0:11.23)	(0:11.24)	(0:12.12)		
5	15	DOOM DIVA	5	66.6	0:11.11	1:10.96 [5]	0:57.26 [10]	0:45.98 [8]	0:34.47 [7]	0:23.36 [5]	0:12.06 [5]	6.14L	0:34.47 +1
		Samantha Collett		600m	600m	(0:13.70)	(0:11.28)	(0:11.51)	(0:11.11)	(0:11.30)	(0:12.06)		
6	2	LUVIN' OUR GRACE	8	66.2	0:11.01	1:11.23 [6]	0:57.68 [9]	0:46.02 [10]	0:34.38 [11]	0:23.37 [10]	0:12.08 [9]	7.69L	0:34.38 +7
		Ryan Wiggins		600m	600m	(0:13.55)	(0:11.66)	(0:11.64)	(0:11.01)	(0:11.29)	(0:12.08)		
7	8	THE HAIRDRESSER	10	65.6	0:11.32	1:11.28 [7]	0:58.08 [3]	0:46.50 [5]	0:35.09 [3]	0:23.77 [4]	0:12.37 [6]	7.98L	0:35.09 +4
		Brooke Johnson		600m	600m	(0:13.20)	(0:11.58)	(0:11.41)	(0:11.32)	(0:11.40)	(0:12.37)		
8	14	TAKERU	15	66.2	0:11.03	1:11.33 [8]	0:57.85 [7]	0:46.25 [9]	0:34.71 [9]	0:23.68 [8]	0:12.40 [7]	8.27L	0:34.71 +10
		Ron Stewart		600m	600m	(0:13.48)	(0:11.60)	(0:11.54)	(0:11.03)	(0:11.28)	(0:12.40)		
9	12	TOM ROCKS	11	65.5	0:11.07	1:11.61 [9]	0:57.91 [10]	0:46.29 [11]	0:34.77 [10]	0:23.70 [11]	0:12.09 [12]	9.94L	0:34.77 +9
		Chris Whiteley		600m	600m	(0:13.70)	(0:11.62)	(0:11.52)	(0:11.07)	(0:11.61)	(0:12.09)		
10	9	LORD VADER	2	65.8	0:11.23	1:11.75 [10]	0:58.37 [6]	0:47.00 [4]	0:35.36 [5]	0:24.13 [6]	0:12.70 [8]	10.76L	0:35.36 +3
		Justin Huxtable		600m	600m	(0:13.38)	(0:11.37)	(0:11.64)	(0:11.23)	(0:11.43)	(0:12.70)		

Scratched: Valentina Express (#13), Cryptic Prism (#5), Replace The Ace (#10), Storm Force Ten (#3)

Report Created: Thu 23 May 2024 17:04 GMT+10 (Note: Timing is based on position data)

Page 1/14

[] Ranking at each section and finish
-:-:- No data available at this section
NA No data available
SCN Saddle cloth number
DNF Did not finish
DNT Did not track

data processed by  TRIPLESDATA



Rockhampton QLD Professional
Race 8: Rocky Cup 13 July Tickets On Sale Now BENCHMARK 55
Handicap - 1200m
23 May 2024 - 16:51



Track Rating: Soft 5, Weather: Fine, Rail Position: +6.5m Entire

Section						Overall	1000m	800m	600m	400m	200m	Last 600m		
Field Times						1:09.92 (0:13.05)	0:56.87 (0:11.16)	0:45.71 (0:11.52)	0:34.19 (0:11.11)	0:23.08 (0:11.05)	0:12.03 (0:12.03)	0:34.19		
Rank	TAB	Horse/Jockey	Barrier	Top Speed [km/h]	Fastest Section							Margin		Distance Travelled [m]
11	16	WHATJEUDON'	3	64.9	0:11.13	1:11.78 [11]	0:57.99 [12]	0:46.38 [12]	0:34.91 [12]	0:23.78 [12]	0:12.35 [11]	10.93L	0:34.91	-1
		Melea Castle		600m	600m	(0:13.79)	(0:11.61)	(0:11.47)	(0:11.13)	(0:11.43)	(0:12.35)			
12	11	IMAGINE THAT	13	65.0	0:11.20	1:11.98 [12]	0:58.66 [5]	0:47.13 [6]	0:35.56 [6]	0:24.36 [7]	0:12.73 [10]	12.12L	0:35.56	+8
		Justin Stanley		600m	600m	(0:13.32)	(0:11.53)	(0:11.57)	(0:11.20)	(0:11.63)	(0:12.73)			

Scratched: Valentina Express (#13), Cryptic Prism (#5), Replace The Ace (#10), Storm Force Ten (#3)



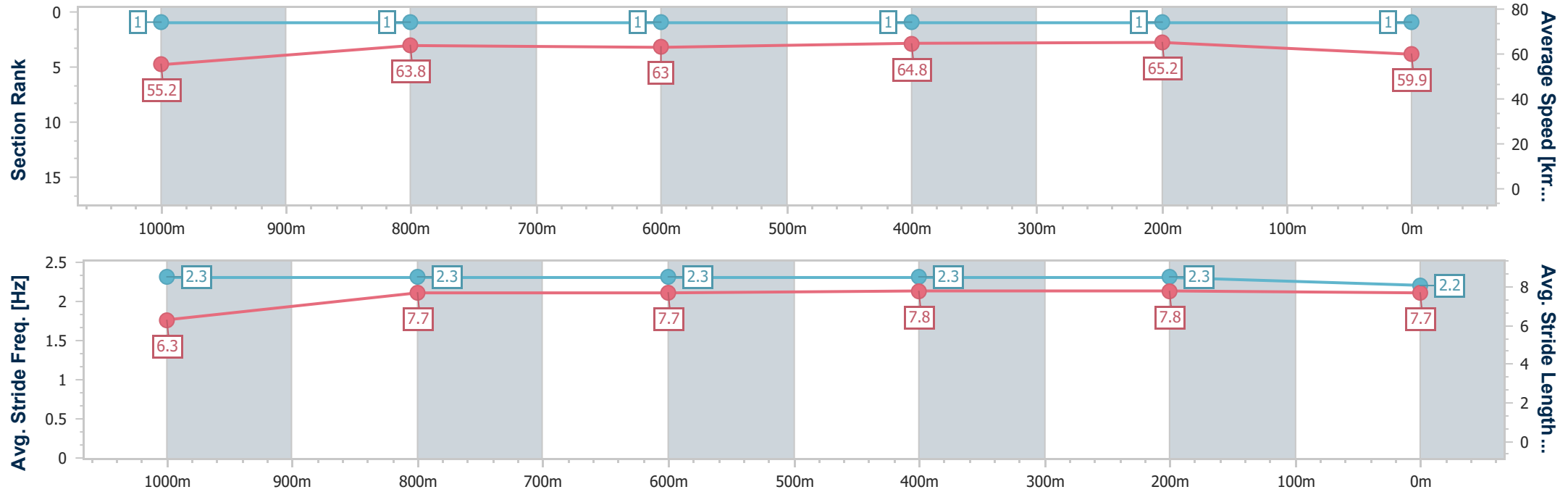
Horse/Jockey Name	Jungle Beat
Final Rank	1
Fastest Section Time (Section)	0:11.05 (400m)
Top Speed [km/h] (Section)	66.6 (600m)
Race State	Finished



Rockhampton QLD Professional
Race 8: Rocky Cup 13 July Tickets On Sale Now BENCHMARK
55 Handicap - 1200m
23 May 2024 - 16:51
Track Rating: Soft 5, Weather: Fine, Rail Position: +6.5m Entire



Section	Overall	1000m	800m	600m	400m	200m								
Section Times	1:09.92 [1] (0:13.05)	0:56.87 [1] (0:11.16)	0:45.71 [1] (0:11.52)	0:34.19 [1] (0:11.11)	0:23.08 [1] (0:11.05)	0:12.03 [1] (0:12.03)								
Average Speed [km/h]	55.2	63.8	63.0	64.8	65.2	59.9								
Top Speed [km/h]	64.2	64.6	64.4	66.6	66.5	63.2								
Avg. Dist. to Rail [m]	1.6	1.7	1.1	3.3	3.3	3.4								
Avg. Stride Freq. [Hz]	2.3	2.3	2.3	2.3	2.3	2.2								
Avg. Stride Length [m]	6.3	7.7	7.7	7.8	7.8	7.7								





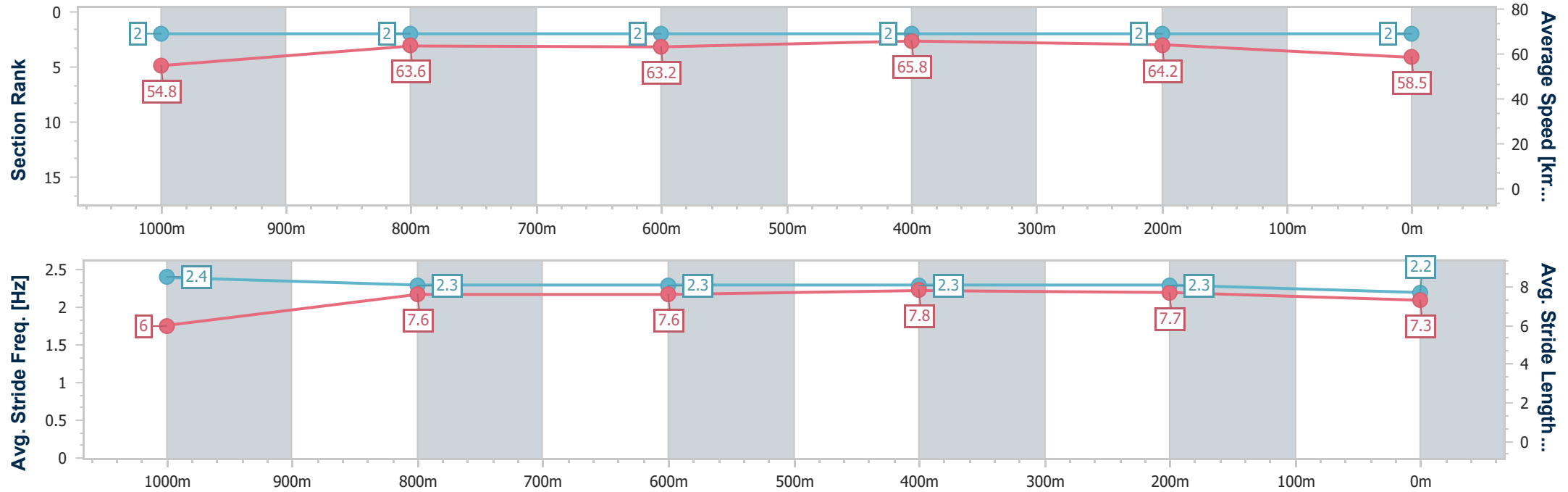
Horse/Jockey Name	Palatial Prince
Final Rank	2
Fastest Section Time (Section)	0:10.96 (600m)
Top Speed [km/h] (Section)	66.9 (600m)
Race State	Finished



Rockhampton QLD Professional
Race 8: Rocky Cup 13 July Tickets On Sale Now BENCHMARK
55 Handicap - 1200m
23 May 2024 - 16:51
Track Rating: Soft 5, Weather: Fine, Rail Position: +6.5m Entire



Section	Overall	1000m	800m	600m	400m	200m								
Section Times	1:10.47 [2] (0:13.15)	0:57.32 [2] (0:11.29)	0:46.03 [2] (0:11.55)	0:34.48 [2] (0:10.96)	0:23.52 [2] (0:11.22)	0:12.30 [2] (0:12.30)								
Average Speed [km/h]	54.8	63.6	63.2	65.8	64.2	58.5								
Top Speed [km/h]	64.2	64.5	63.4	66.9	66.2	61.5								
Avg. Dist. to Rail [m]	2.6	0.4	1.7	4.5	7.3	7.5								
Avg. Stride Freq. [Hz]	2.4	2.3	2.3	2.3	2.3	2.2								
Avg. Stride Length [m]	6.0	7.6	7.6	7.8	7.7	7.3								





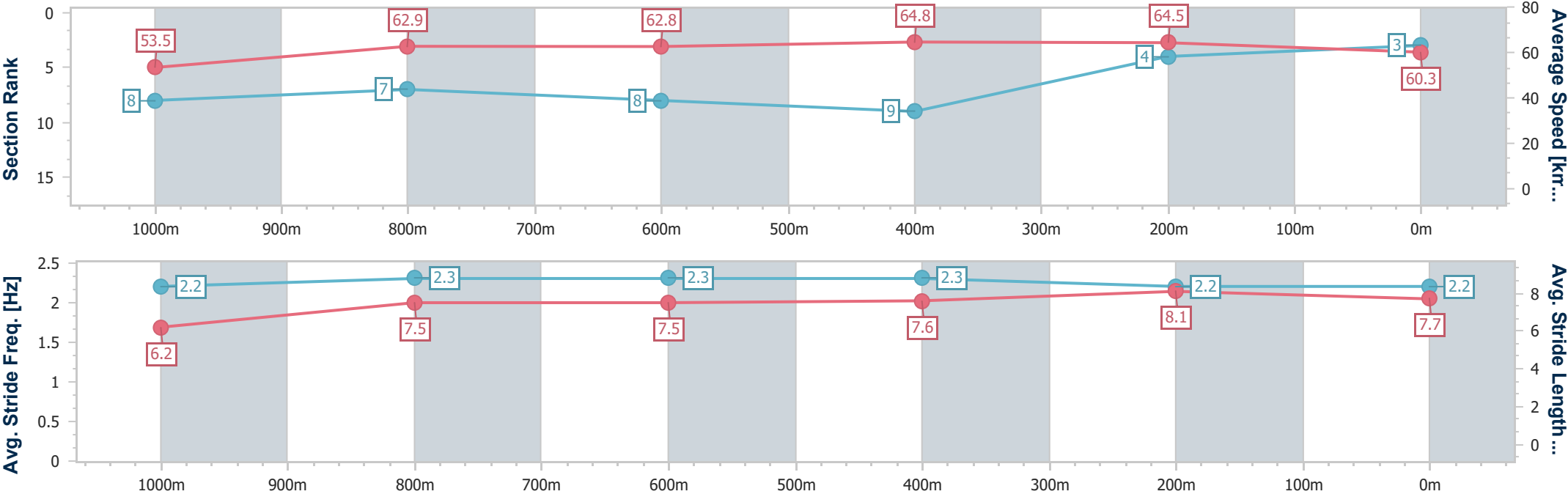
Horse/Jockey Name	Obliquity
Final Rank	3
Fastest Section Time (Section)	0:11.10 (600m)
Top Speed [km/h] (Section)	66.0 (600m)
Race State	Finished



Rockhampton QLD Professional
Race 8: Rocky Cup 13 July Tickets On Sale Now BENCHMARK
55 Handicap - 1200m
23 May 2024 - 16:51
Track Rating: Soft 5, Weather: Fine, Rail Position: +6.5m Entire



Section	Overall	1000m	800m	600m	400m	200m								
Section Times	1:10.78 [3] (0:13.50)	0:57.28 [8] (0:11.48)	0:45.80 [7] (0:11.58)	0:34.22 [8] (0:11.10)	0:23.12 [9] (0:11.18)	0:11.94 [4] (0:11.94)								
Average Speed [km/h]	53.5	62.9	62.8	64.8	64.5	60.3								
Top Speed [km/h]	62.2	64.5	63.5	66.0	66.0	63.1								
Avg. Dist. to Rail [m]	1.3	0.8	1.3	3.5	4.2	4.9								
Avg. Stride Freq. [Hz]	2.2	2.3	2.3	2.3	2.2	2.2								
Avg. Stride Length [m]	6.2	7.5	7.5	7.6	8.1	7.7								





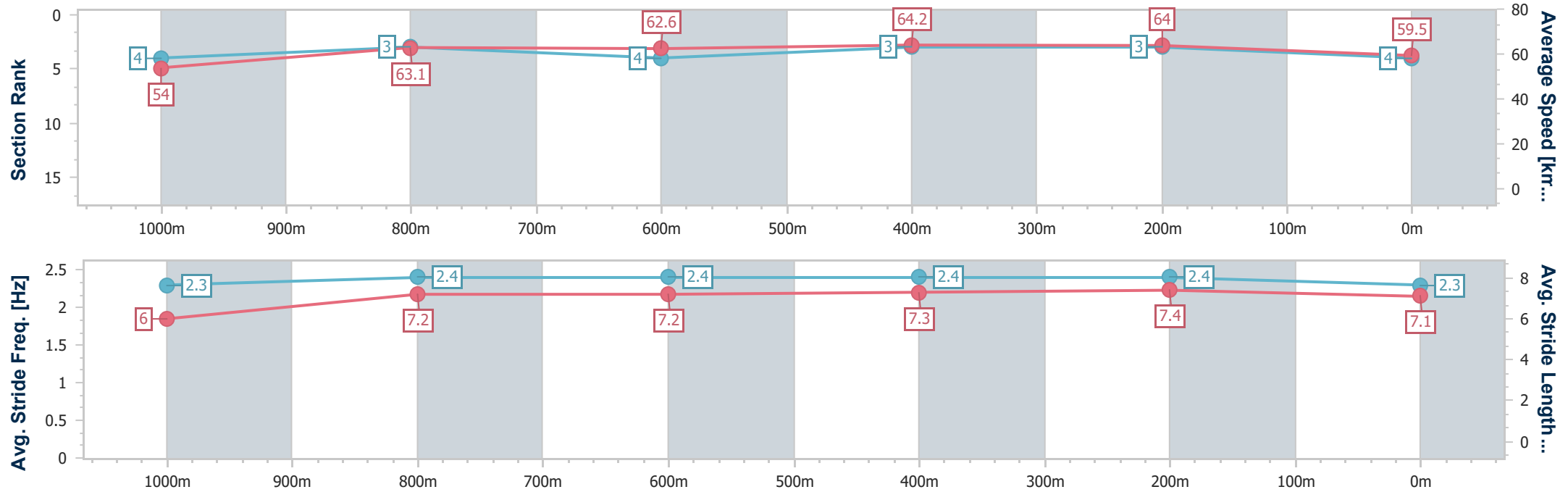
Horse/Jockey Name	Masonry Man
Final Rank	4
Fastest Section Time (Section)	0:11.23 (600m)
Top Speed [km/h] (Section)	65.5 (600m)
Race State	Finished



Rockhampton QLD Professional
Race 8: Rocky Cup 13 July Tickets On Sale Now BENCHMARK
55 Handicap - 1200m
23 May 2024 - 16:51
Track Rating: Soft 5, Weather: Fine, Rail Position: +6.5m Entire



Section	Overall	1000m	800m	600m	400m	200m								
Section Times	1:10.80 [4] (0:13.31)	0:57.49 [4] (0:11.34)	0:46.15 [3] (0:11.56)	0:34.59 [4] (0:11.23)	0:23.36 [3] (0:11.24)	0:12.12 [3] (0:12.12)								
Average Speed [km/h]	54.0	63.1	62.6	64.2	64.0	59.5								
Top Speed [km/h]	65.3	65.1	64.1	65.5	65.1	61.9								
Avg. Dist. to Rail [m]	1.7	1.1	0.8	2.0	0.9	1.3								
Avg. Stride Freq. [Hz]	2.3	2.4	2.4	2.4	2.4	2.3								
Avg. Stride Length [m]	6.0	7.2	7.2	7.3	7.4	7.1								





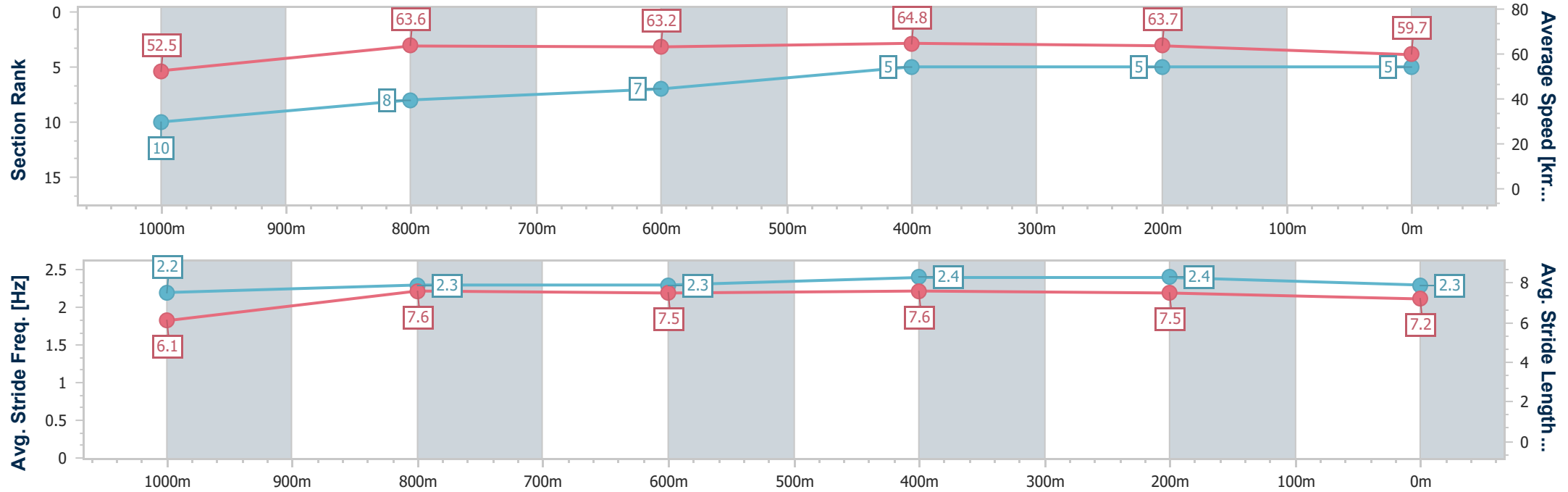
Horse/Jockey Name	Doom Diva
Final Rank	5
Fastest Section Time (Section)	0:11.11 (600m)
Top Speed [km/h] (Section)	66.6 (600m)
Race State	Finished



Rockhampton QLD Professional
Race 8: Rocky Cup 13 July Tickets On Sale Now BENCHMARK
55 Handicap - 1200m
23 May 2024 - 16:51
Track Rating: Soft 5, Weather: Fine, Rail Position: +6.5m Entire



Section	Overall	1000m	800m	600m	400m	200m								
Section Times	1:10.96 [5] (0:13.70)	0:57.26 [10] (0:11.28)	0:45.98 [8] (0:11.51)	0:34.47 [7] (0:11.11)	0:23.36 [5] (0:11.30)	0:12.06 [5] (0:12.06)								
Average Speed [km/h]	52.5	63.6	63.2	64.8	63.7	59.7								
Top Speed [km/h]	66.4	65.9	64.1	66.6	65.8	62.4								
Avg. Dist. to Rail [m]	1.1	0.9	1.2	1.9	1.9	2.1								
Avg. Stride Freq. [Hz]	2.2	2.3	2.3	2.4	2.4	2.3								
Avg. Stride Length [m]	6.1	7.6	7.5	7.6	7.5	7.2								





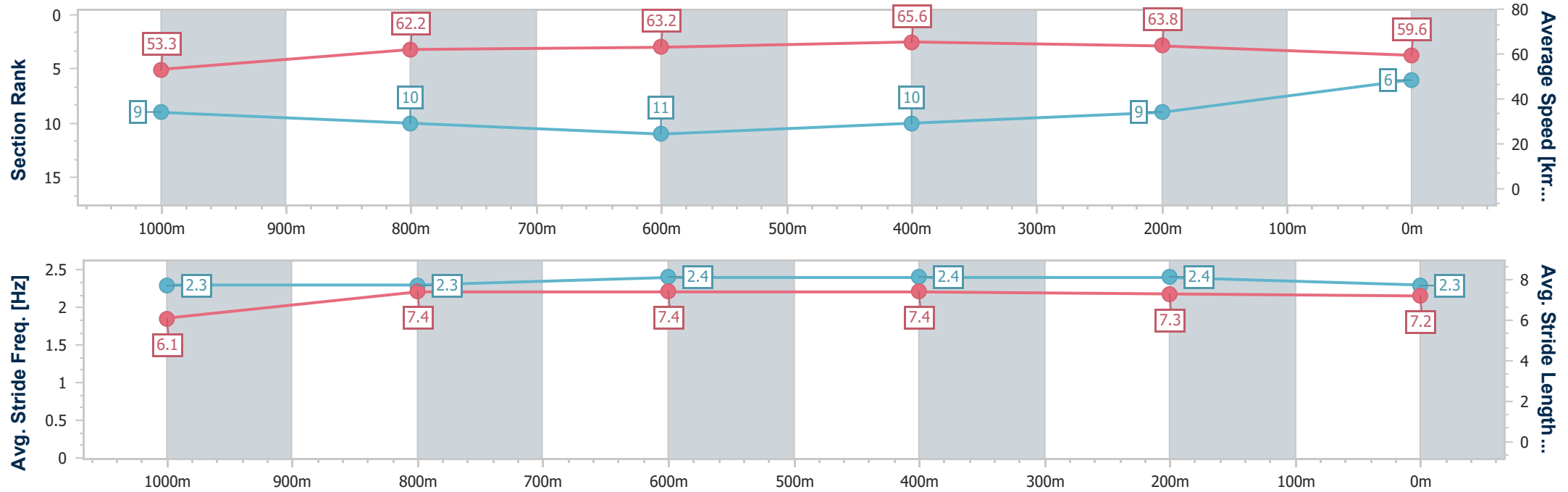
Horse/Jockey Name	Luvin' Our Grace
Final Rank	6
Fastest Section Time (Section)	0:11.01 (600m)
Top Speed [km/h] (Section)	66.2 (600m)
Race State	Finished



Rockhampton QLD Professional
Race 8: Rocky Cup 13 July Tickets On Sale Now BENCHMARK
55 Handicap - 1200m
23 May 2024 - 16:51
Track Rating: Soft 5, Weather: Fine, Rail Position: +6.5m Entire



Section	Overall	1000m	800m	600m	400m	200m								
Section Times	1:11.23 [6] (0:13.55)	0:57.68 [9] (0:11.66)	0:46.02 [10] (0:11.64)	0:34.38 [11] (0:11.01)	0:23.37 [10] (0:11.29)	0:12.08 [9] (0:12.08)								
Average Speed [km/h]	53.3	62.2	63.2	65.6	63.8	59.6								
Top Speed [km/h]	62.9	63.4	63.7	66.2	65.2	62.3								
Avg. Dist. to Rail [m]	4.5	1.5	2.9	6.5	8.4	10.0								
Avg. Stride Freq. [Hz]	2.3	2.3	2.4	2.4	2.4	2.3								
Avg. Stride Length [m]	6.1	7.4	7.4	7.4	7.3	7.2								





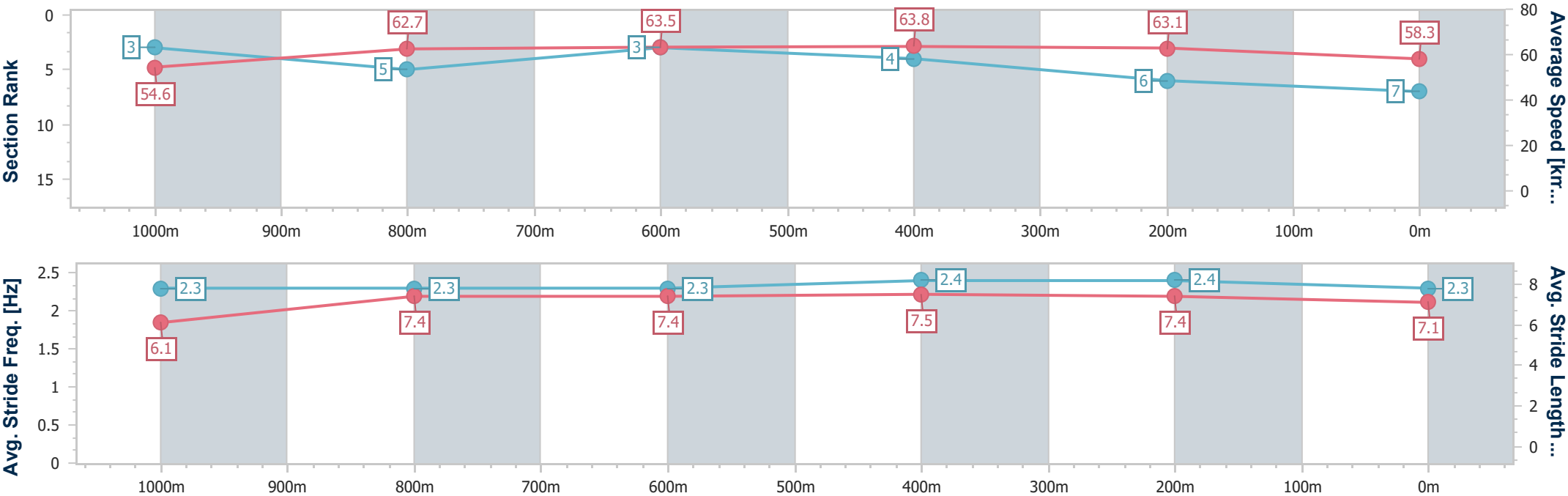
Horse/Jockey Name	The Hairdresser
Final Rank	7
Fastest Section Time (Section)	0:11.32 (600m)
Top Speed [km/h] (Section)	65.6 (600m)
Race State	Finished



Rockhampton QLD Professional
Race 8: Rocky Cup 13 July Tickets On Sale Now BENCHMARK
55 Handicap - 1200m
23 May 2024 - 16:51
Track Rating: Soft 5, Weather: Fine, Rail Position: +6.5m Entire



Section	Overall	1000m	800m	600m	400m	200m								
Section Times	1:11.28 [7] (0:13.20)	0:58.08 [3] (0:11.58)	0:46.50 [5] (0:11.41)	0:35.09 [3] (0:11.32)	0:23.77 [4] (0:11.40)	0:12.37 [6] (0:12.37)								
Average Speed [km/h]	54.6	62.7	63.5	63.8	63.1	58.3								
Top Speed [km/h]	64.6	64.4	65.3	65.6	65.0	61.5								
Avg. Dist. to Rail [m]	4.6	1.1	1.2	4.4	5.8	6.5								
Avg. Stride Freq. [Hz]	2.3	2.3	2.3	2.4	2.4	2.3								
Avg. Stride Length [m]	6.1	7.4	7.4	7.5	7.4	7.1								





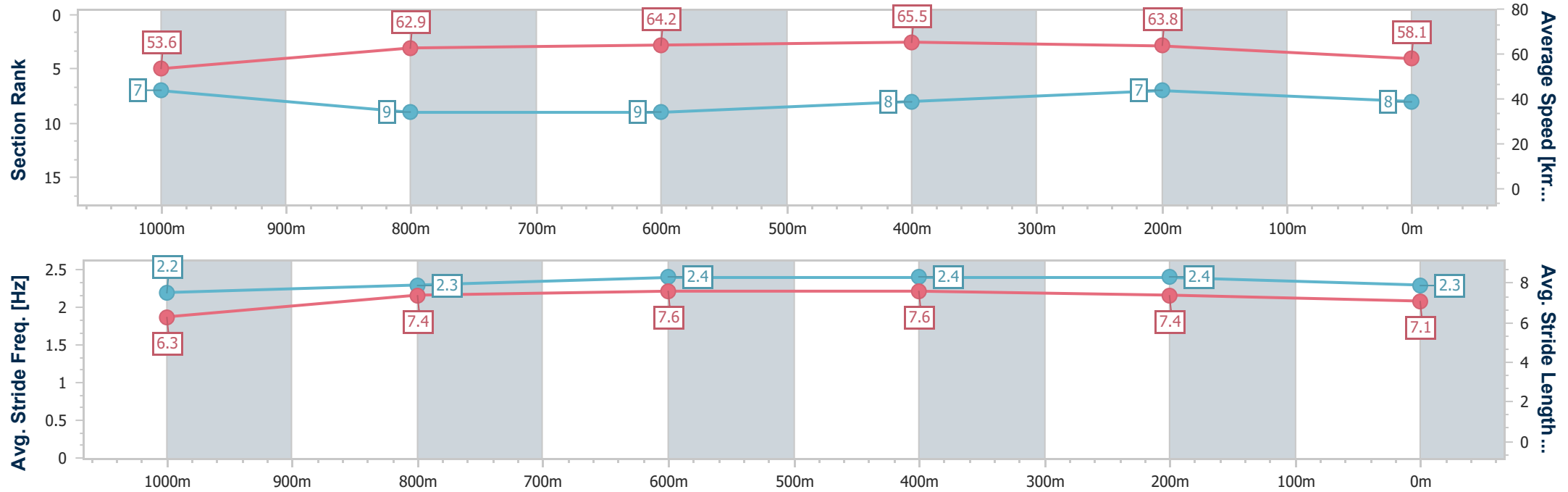
Horse/Jockey Name	Takeru
Final Rank	8
Fastest Section Time (Section)	0:11.03 (600m)
Top Speed [km/h] (Section)	66.2 (600m)
Race State	Finished



Rockhampton QLD Professional
Race 8: Rocky Cup 13 July Tickets On Sale Now BENCHMARK
55 Handicap - 1200m
23 May 2024 - 16:51
Track Rating: Soft 5, Weather: Fine, Rail Position: +6.5m Entire



Section	Overall	1000m	800m	600m	400m	200m								
Section Times	1:11.33 [8] (0:13.48)	0:57.85 [7] (0:11.60)	0:46.25 [9] (0:11.54)	0:34.71 [9] (0:11.03)	0:23.68 [8] (0:11.28)	0:12.40 [7] (0:12.40)								
Average Speed [km/h]	53.6	62.9	64.2	65.5	63.8	58.1								
Top Speed [km/h]	63.3	64.5	65.4	66.2	66.1	61.9								
Avg. Dist. to Rail [m]	7.1	2.3	3.8	7.8	8.1	8.4								
Avg. Stride Freq. [Hz]	2.2	2.3	2.4	2.4	2.4	2.3								
Avg. Stride Length [m]	6.3	7.4	7.6	7.6	7.4	7.1								





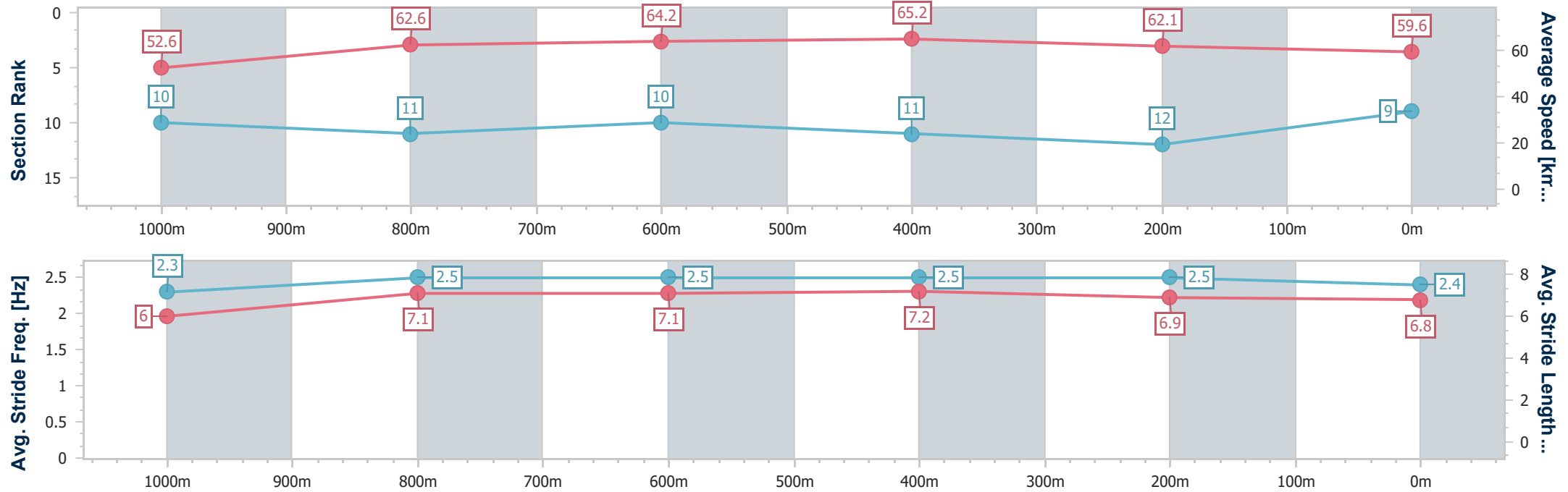
Horse/Jockey Name	Tom Rocks
Final Rank	9
Fastest Section Time (Section)	0:11.07 (600m)
Top Speed [km/h] (Section)	65.5 (600m)
Race State	Finished



Rockhampton QLD Professional
Race 8: Rocky Cup 13 July Tickets On Sale Now BENCHMARK
55 Handicap - 1200m
23 May 2024 - 16:51
Track Rating: Soft 5, Weather: Fine, Rail Position: +6.5m Entire



Section	Overall	1000m	800m	600m	400m	200m								
Section Times	1:11.61 [9] (0:13.70)	0:57.91 [10] (0:11.62)	0:46.29 [11] (0:11.52)	0:34.77 [10] (0:11.07)	0:23.70 [11] (0:11.61)	0:12.09 [12] (0:12.09)								
Average Speed [km/h]	52.6	62.6	64.2	65.2	62.1	59.6								
Top Speed [km/h]	62.3	62.9	64.6	65.5	63.7	62.3								
Avg. Dist. to Rail [m]	4.5	1.7	3.4	7.8	9.7	11.1								
Avg. Stride Freq. [Hz]	2.3	2.5	2.5	2.5	2.5	2.4								
Avg. Stride Length [m]	6.0	7.1	7.1	7.2	6.9	6.8								





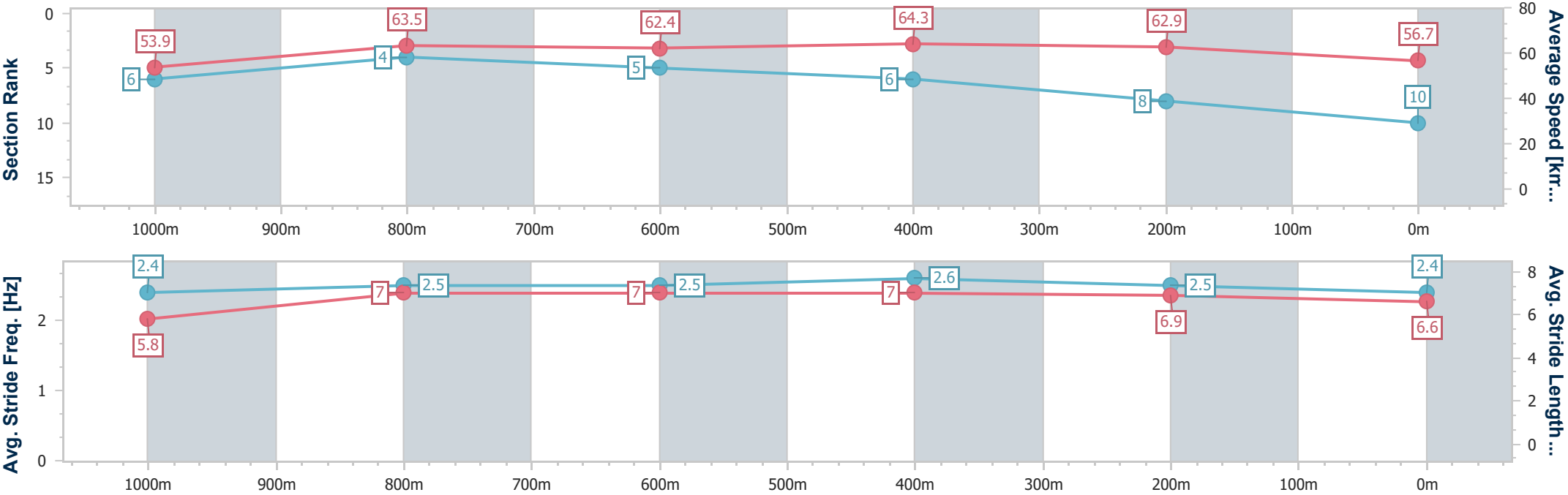
Horse/Jockey Name	Lord Vader
Final Rank	10
Fastest Section Time (Section)	0:11.23 (600m)
Top Speed [km/h] (Section)	65.8 (600m)
Race State	Finished



Rockhampton QLD Professional
Race 8: Rocky Cup 13 July Tickets On Sale Now BENCHMARK
55 Handicap - 1200m
23 May 2024 - 16:51
Track Rating: Soft 5, Weather: Fine, Rail Position: +6.5m Entire



Section	Overall	1000m	800m	600m	400m	200m								
Section Times	1:11.75 [10] (0:13.38)	0:58.37 [6] (0:11.37)	0:47.00 [4] (0:11.64)	0:35.36 [5] (0:11.23)	0:24.13 [6] (0:11.43)	0:12.70 [8] (0:12.70)								
Average Speed [km/h]	53.9	63.5	62.4	64.3	62.9	56.7								
Top Speed [km/h]	63.8	64.3	63.2	65.8	64.7	59.8								
Avg. Dist. to Rail [m]	0.5	0.6	1.2	4.0	4.6	3.0								
Avg. Stride Freq. [Hz]	2.4	2.5	2.5	2.6	2.5	2.4								
Avg. Stride Length [m]	5.8	7.0	7.0	7.0	6.9	6.6								





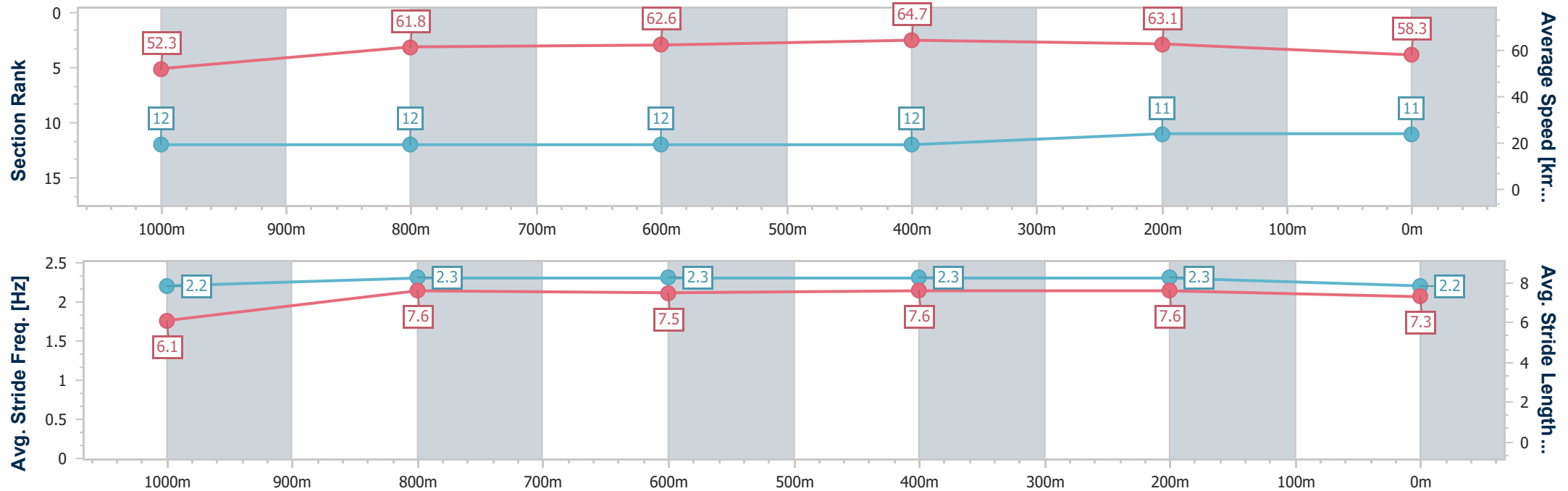
Horse/Jockey Name	Whatjeudoin'
Final Rank	11
Fastest Section Time (Section)	0:11.13 (600m)
Top Speed [km/h] (Section)	64.9 (600m)
Race State	Finished



Rockhampton QLD Professional
Race 8: Rocky Cup 13 July Tickets On Sale Now BENCHMARK
55 Handicap - 1200m
23 May 2024 - 16:51
Track Rating: Soft 5, Weather: Fine, Rail Position: +6.5m Entire



Section	Overall	1000m	800m	600m	400m	200m								
Section Times	1:11.78 [11] (0:13.79)	0:57.99 [12] (0:11.61)	0:46.38 [12] (0:11.47)	0:34.91 [12] (0:11.13)	0:23.78 [12] (0:11.43)	0:12.35 [11] (0:12.35)								
Average Speed [km/h]	52.3	61.8	62.6	64.7	63.1	58.3								
Top Speed [km/h]	63.8	64.0	63.7	64.9	64.9	61.3								
Avg. Dist. to Rail [m]	0.5	0.6	0.6	1.6	3.7	5.5								
Avg. Stride Freq. [Hz]	2.2	2.3	2.3	2.3	2.3	2.2								
Avg. Stride Length [m]	6.1	7.6	7.5	7.6	7.6	7.3								





Horse/Jockey Name	Imagine That
Final Rank	12
Fastest Section Time (Section)	0:11.20 (600m)
Top Speed [km/h] (Section)	65.0 (600m)
Race State	Finished



Rockhampton QLD Professional
Race 8: Rocky Cup 13 July Tickets On Sale Now BENCHMARK
55 Handicap - 1200m
23 May 2024 - 16:51
Track Rating: Soft 5, Weather: Fine, Rail Position: +6.5m Entire



Section	Overall	1000m	800m	600m	400m	200m								
Section Times	1:11.98 [12] (0:13.32)	0:58.66 [5] (0:11.53)	0:47.13 [6] (0:11.57)	0:35.56 [6] (0:11.20)	0:24.36 [7] (0:11.63)	0:12.73 [10] (0:12.73)								
Average Speed [km/h]	54.3	63.3	63.6	64.3	62.0	56.5								
Top Speed [km/h]	64.1	64.2	64.3	65.0	63.9	59.4								
Avg. Dist. to Rail [m]	6.8	2.4	2.7	5.3	6.9	8.6								
Avg. Stride Freq. [Hz]	2.3	2.3	2.3	2.3	2.3	2.2								
Avg. Stride Length [m]	6.0	7.6	7.6	7.7	7.6	7.2								

