



Toowoomba QLD Professional
Race 1: BNW AUTOMOTIVE BENCHMARK 60 Handicap - 1300m
25 May 2024 - 16:56



Track Rating: Good 4, Weather: Overcast, Rail Position: +3m Entire

Section						Overall	1200m	1000m	800m	600m	400m	Last 600m	
Field Times						1:19.50 (0:08.45)	1:11.05 (0:11.41)	0:59.64 (0:11.93)	0:47.71 (0:11.74)	0:35.97 (0:11.76)	0:24.21 (0:12.09)	0:35.97	
Rank	TAB	Horse/Jockey	Barrier	Top Speed [km/h]	Fastest Section								Distance Travelled [m]
1	7	ARCHER'S GAME	1	64.6	0:08.51	1:19.50 [1]	1:10.99 [2]	0:59.56 [2]	0:47.32 [4]	0:35.63 [3]	0:23.89 [3]	0:35.63	
		Dylan Bennett		1200m	Overall	(0:08.51)	(0:11.43)	(0:12.24)	(0:11.69)	(0:11.74)	(0:11.80)		
2	6	WEST CORK	4	66.9	0:08.45	1:19.70 [2]	1:11.25 [1]	0:59.84 [1]	0:47.84 [2]	0:36.17 [1]	0:24.41 [1]	0:36.17 -1	
		Nathan Evans		1200m	Overall	(0:08.45)	(0:11.41)	(0:12.00)	(0:11.67)	(0:11.76)	(0:12.09)		
3	1	LATENIGHTTOUGHGUY	15	64.8	0:09.19	1:19.72 [3]	1:10.53 [7]	0:59.22 [6]	0:47.11 [7]	0:35.44 [7]	0:23.81 [4]	0:35.44 +0	
		Karl Zechner		1200m	Overall	(0:09.19)	(0:11.31)	(0:12.11)	(0:11.67)	(0:11.63)	(0:11.64)		
4	4	ANYWAY YOU WANT IT	3	63.8	0:08.61	1:20.20 [4]	1:11.59 [3]	1:00.10 [5]	0:47.86 [5]	0:36.04 [5]	0:24.19 [6]	0:36.04 +3	
		Jake Molloy		1200m	Overall	(0:08.61)	(0:11.49)	(0:12.24)	(0:11.82)	(0:11.85)	(0:11.99)		
5	8	ALFA LILY	8	64.4	0:08.65	1:20.42 [5]	1:11.77 [4]	1:00.39 [4]	0:48.63 [1]	0:36.79 [2]	0:24.88 [2]	0:36.79 +4	
		Olivia Webb		1200m	Overall	(0:08.65)	(0:11.38)	(0:11.76)	(0:11.84)	(0:11.91)	(0:12.16)		
6	3	DROP THE PILOT	10	63.7	0:09.02	1:20.51 [6]	1:11.49 [6]	0:59.85 [8]	0:47.62 [8]	0:35.89 [8]	0:24.06 [9]	0:35.89 +1	
		Tahlia Fenlon		1200m	Overall	(0:09.02)	(0:11.64)	(0:12.23)	(0:11.73)	(0:11.83)	(0:11.96)		
7	12	MILAGRO	2	65.1	0:09.27	1:20.53 [7]	1:11.26 [8]	1:00.00 [7]	0:48.06 [6]	0:36.31 [6]	0:24.58 [5]	0:36.31 +7	
		Emily Lang		1200m	Overall	(0:09.27)	(0:11.26)	(0:11.94)	(0:11.75)	(0:11.73)	(0:12.06)		
8	2	JUBAI PRIDE	13	63.3	0:09.27	1:20.88 [8]	1:11.61 [9]	0:59.88 [10]	0:47.72 [10]	0:36.08 [10]	0:24.46 [8]	0:36.08 +1	
		Alisha Donald		600m	Overall	(0:09.27)	(0:11.73)	(0:12.16)	(0:11.64)	(0:11.62)	(0:12.04)		
9	9	EPICURIOUS	6	66.8	0:09.76	1:21.56 [9]	1:11.80 [10]	1:00.59 [9]	0:48.59 [9]	0:36.84 [9]	0:25.01 [10]	0:36.84 +0	
		Wayne O'Connell		1200m	Overall	(0:09.76)	(0:11.21)	(0:12.00)	(0:11.75)	(0:11.83)	(0:12.16)		
10	11	MISTER HEMSWORTH	7	65.3	0:08.76	1:22.51 [10]	1:13.75 [5]	1:02.53 [3]	0:50.36 [3]	0:38.51 [4]	0:26.24 [7]	0:38.51 +6	
		Les Tilley		1200m	Overall	(0:08.76)	(0:11.22)	(0:12.17)	(0:11.85)	(0:12.27)	(0:12.63)		

Scratched: Flash Zariz (#5), Abb Roy (#15), Bull Dimple Rum (#14), Final Selection (#10), Above The Sky (#17), Vulture Street (#16), Going To The Sun (#13)

Report Created: Sat 25 May 2024 17:21 GMT+10 (Note: Timing is based on position data)

Page 1/12

[] Ranking at each section and finish
-:-:- No data available at this section
NA No data available

SCN Saddle cloth number
DNF Did not finish
DNT Did not track

data processed by TRIPLESDATA



Toowoomba QLD Professional
Race 1: BNW AUTOMOTIVE BENCHMARK 60 Handicap - 1300m
25 May 2024 - 16:56



Track Rating: Good 4, Weather: Overcast, Rail Position: +3m Entire

Section Field Times				200m 0:12.12 (0:12.12)		Last 600m 0:35.97			
Rank	TAB	Horse/Jockey	Barrier	Top Speed [km/h]	Fastest Section	Margin			Distance Travelled [m]
1	7	ARCHER'S GAME Dylan Bennett	1	64.6 1200m	0:08.51 Overall	0:12.09 [2] (0:12.09)	1:19.50	0:35.63	
2	6	WEST CORK Nathan Evans	4	66.9 1200m	0:08.45 Overall	0:12.32 [1] (0:12.32)	1L	0:36.17	-1
3	1	LATENIGHTTOUGHGUY Karl Zechner	15	64.8 1200m	0:09.19 Overall	0:12.17 [3] (0:12.17)	1.1L	0:35.44	+0
4	4	ANYWAY YOU WANT IT Jake Molloy	3	63.8 1200m	0:08.61 Overall	0:12.20 [5] (0:12.20)	3.9L	0:36.04	+3
5	8	ALFA LILY Olivia Webb	8	64.4 1200m	0:08.65 Overall	0:12.72 [4] (0:12.72)	5.2L	0:36.79	+4
6	3	DROP THE PILOT Tahlia Fenlon	10	63.7 1200m	0:09.02 Overall	0:12.10 [7] (0:12.10)	5.7L	0:35.89	+1
7	12	MILAGRO Emily Lang	2	65.1 1200m	0:09.27 Overall	0:12.52 [6] (0:12.52)	5.8L	0:36.31	+7
8	2	JUBAI PRIDE Alisha Donald	13	63.3 600m	0:09.27 Overall	0:12.42 [8] (0:12.42)	7.8L	0:36.08	+1
9	9	EPICURIOUS Wayne O'Connell	6	66.8 1200m	0:09.76 Overall	0:12.85 [9] (0:12.85)	11.8L	0:36.84	+0
10	11	MISTER HEMSWORTH Les Tilley	7	65.3 1200m	0:08.76 Overall	0:13.61 [10] (0:13.61)	17.3L	0:38.51	+6

Scratched: Flash Zariz (#5), Abb Roy (#15), Bull Dimple Rum (#14), Final Selection (#10), Above The Sky (#17), Vulture Street (#16), Going To The Sun (#13)



Horse/Jockey Name	Archer's Game
Final Rank	1
Fastest Section Time (Section)	0:08.51 (Overall)
Top Speed [km/h] (Section)	64.6 (1200m)
Race State	Finished



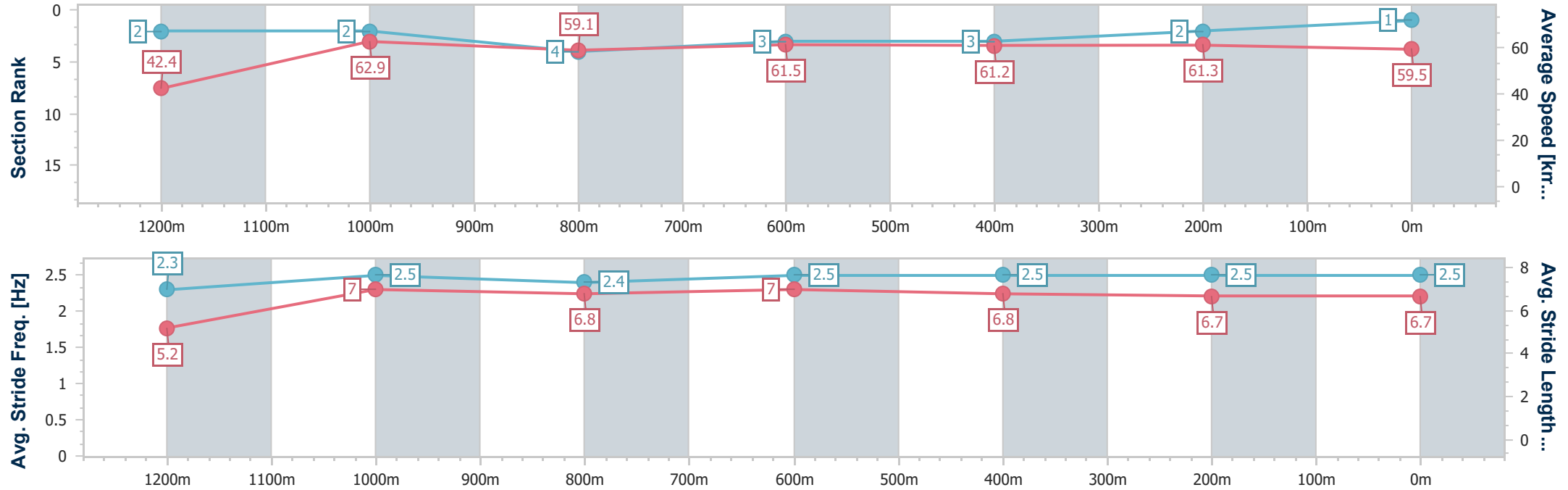
Toowoomba QLD Professional
Race 1: BNW AUTOMOTIVE BENCHMARK 60 Handicap -
1300m



25 May 2024 - 16:56

Track Rating: Good 4, Weather: Overcast, Rail Position: +3m Entire

Section	Overall	1200m	1000m	800m	600m	400m	200m						
Section Times	1:19.50 [1] (0:08.51)	1:10.99 [2] (0:11.43)	0:59.56 [2] (0:12.24)	0:47.32 [4] (0:11.69)	0:35.63 [3] (0:11.74)	0:23.89 [3] (0:11.80)	0:12.09 [2] (0:12.09)						
Average Speed [km/h]	42.4	62.9	59.1	61.5	61.2	61.3	59.5						
Top Speed [km/h]	62.4	64.6	60.1	62.3	61.7	62.2	61.2						
Avg. Dist. to Rail [m]	1.9	1.6	1.1	0.6	0.6	1.7	3.2						
Avg. Stride Freq. [Hz]	2.3	2.5	2.4	2.5	2.5	2.5	2.5						
Avg. Stride Length [m]	5.2	7.0	6.8	7.0	6.8	6.7	6.7						





Horse/Jockey Name	West Cork
Final Rank	2
Fastest Section Time (Section)	0:08.45 (Overall)
Top Speed [km/h] (Section)	66.9 (1200m)
Race State	Finished



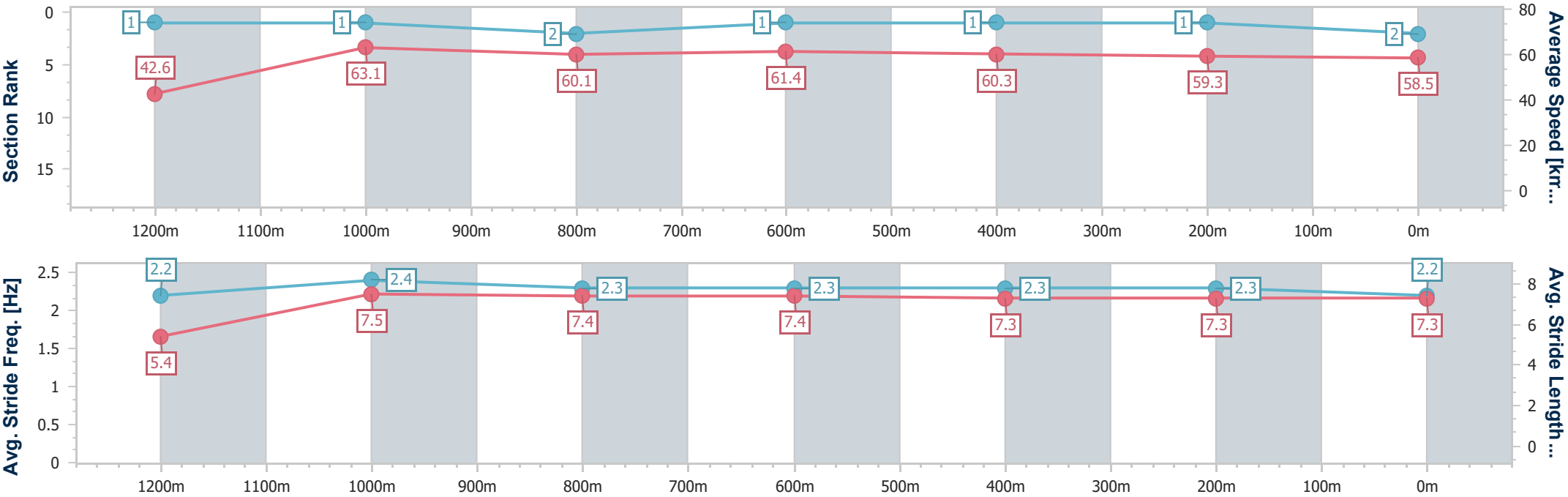
Toowoomba QLD Professional
Race 1: BNW AUTOMOTIVE BENCHMARK 60 Handicap -
1300m



25 May 2024 - 16:56

Track Rating: Good 4, Weather: Overcast, Rail Position: +3m Entire

Section	Overall	1200m	1000m	800m	600m	400m	200m						
Section Times	1:19.70 [2] (0:08.45)	1:11.25 [1] (0:11.41)	0:59.84 [1] (0:12.00)	0:47.84 [2] (0:11.67)	0:36.17 [1] (0:11.76)	0:24.41 [1] (0:12.09)	0:12.32 [1] (0:12.32)						
Average Speed [km/h]	42.6	63.1	60.1	61.4	60.3	59.3	58.5						
Top Speed [km/h]	65.8	66.9	61.4	62.3	62.0	60.1	59.2						
Avg. Dist. to Rail [m]	5.8	1.9	1.4	2.1	2.5	0.8	0.6						
Avg. Stride Freq. [Hz]	2.2	2.4	2.3	2.3	2.3	2.3	2.2						
Avg. Stride Length [m]	5.4	7.5	7.4	7.4	7.3	7.3	7.3						



- [] Ranking at each section and finish
- .-.- No data available at this section
- NA No data available



Horse/Jockey Name	Latenighttoughguy
Final Rank	3
Fastest Section Time (Section)	0:09.19 (Overall)
Top Speed [km/h] (Section)	64.8 (1200m)
Race State	Finished



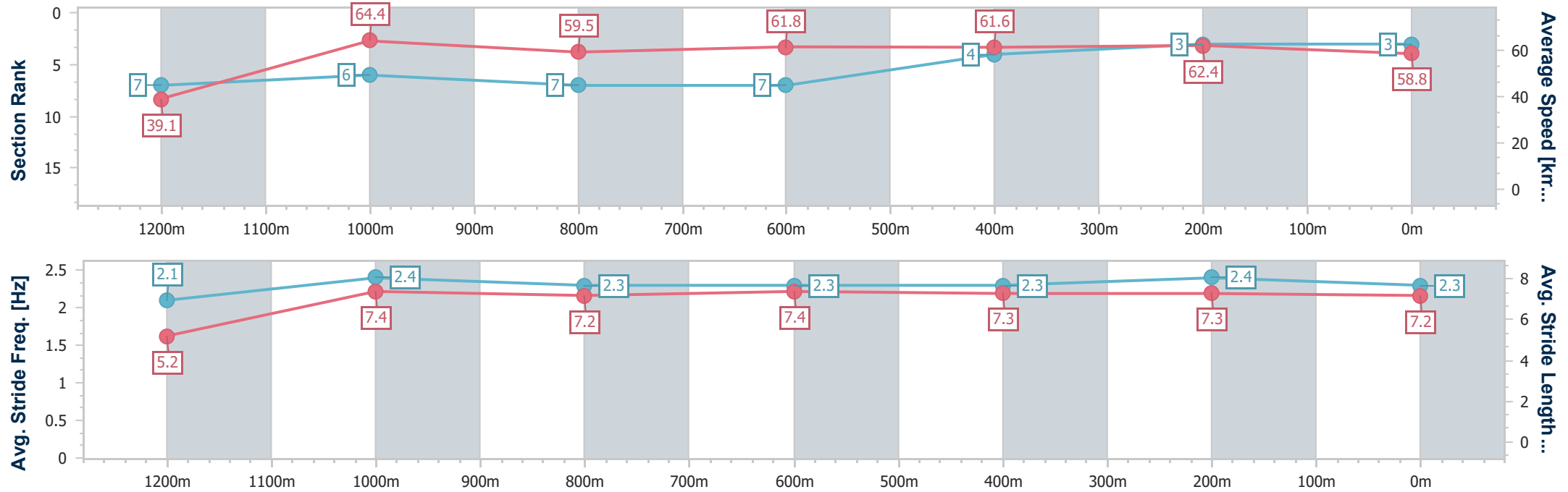
Toowoomba QLD Professional
Race 1: BNW AUTOMOTIVE BENCHMARK 60 Handicap -
1300m



25 May 2024 - 16:56

Track Rating: Good 4, Weather: Overcast, Rail Position: +3m Entire

Section	Overall	1200m	1000m	800m	600m	400m	200m						
Section Times	1:19.72 [3] (0:09.19)	1:10.53 [7] (0:11.31)	0:59.22 [6] (0:12.11)	0:47.11 [7] (0:11.67)	0:35.44 [7] (0:11.63)	0:23.81 [4] (0:11.64)	0:12.17 [3] (0:12.17)						
Average Speed [km/h]	39.1	64.4	59.5	61.8	61.6	62.4	58.8						
Top Speed [km/h]	39.3	64.8	64.8	62.3	63.0	63.0	62.8						
Avg. Dist. to Rail [m]	9.5	2.1	1.3	1.2	0.9	1.6	2.8						
Avg. Stride Freq. [Hz]	2.1	2.4	2.3	2.3	2.3	2.4	2.3						
Avg. Stride Length [m]	5.2	7.4	7.2	7.4	7.3	7.3	7.2						





Horse/Jockey Name	Anyway You Want It
Final Rank	4
Fastest Section Time (Section)	0:08.61 (Overall)
Top Speed [km/h] (Section)	63.8 (1200m)
Race State	Finished



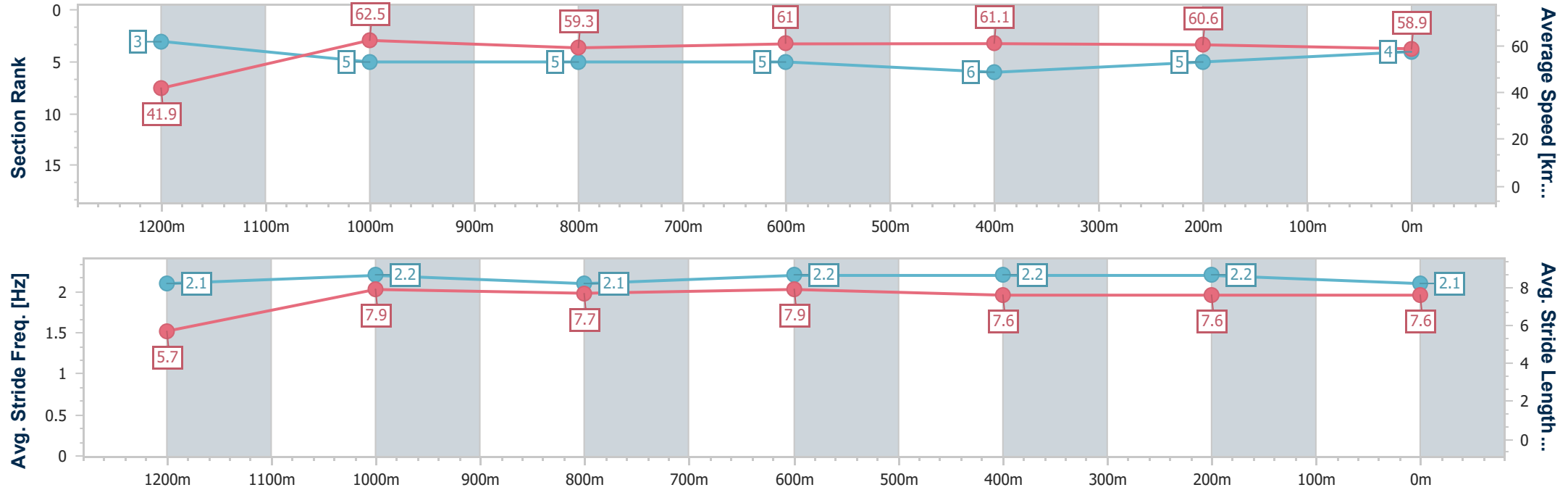
Toowoomba QLD Professional
Race 1: BNW AUTOMOTIVE BENCHMARK 60 Handicap -
1300m



25 May 2024 - 16:56

Track Rating: Good 4, Weather: Overcast, Rail Position: +3m Entire

Section	Overall	1200m	1000m	800m	600m	400m	200m						
Section Times	1:20.20 [4] (0:08.61)	1:11.59 [3] (0:11.49)	1:00.10 [5] (0:12.24)	0:47.86 [5] (0:11.82)	0:36.04 [5] (0:11.85)	0:24.19 [6] (0:11.99)	0:12.20 [5] (0:12.20)						
Average Speed [km/h]	41.9	62.5	59.3	61.0	61.1	60.6	58.9						
Top Speed [km/h]	62.0	63.8	60.6	62.1	62.1	61.1	60.1						
Avg. Dist. to Rail [m]	2.8	1.7	1.7	0.6	0.9	2.5	4.1						
Avg. Stride Freq. [Hz]	2.1	2.2	2.1	2.2	2.2	2.2	2.1						
Avg. Stride Length [m]	5.7	7.9	7.7	7.9	7.6	7.6	7.6						





Horse/Jockey Name	Alfa Lily
Final Rank	5
Fastest Section Time (Section)	0:08.65 (Overall)
Top Speed [km/h] (Section)	64.4 (1200m)
Race State	Finished



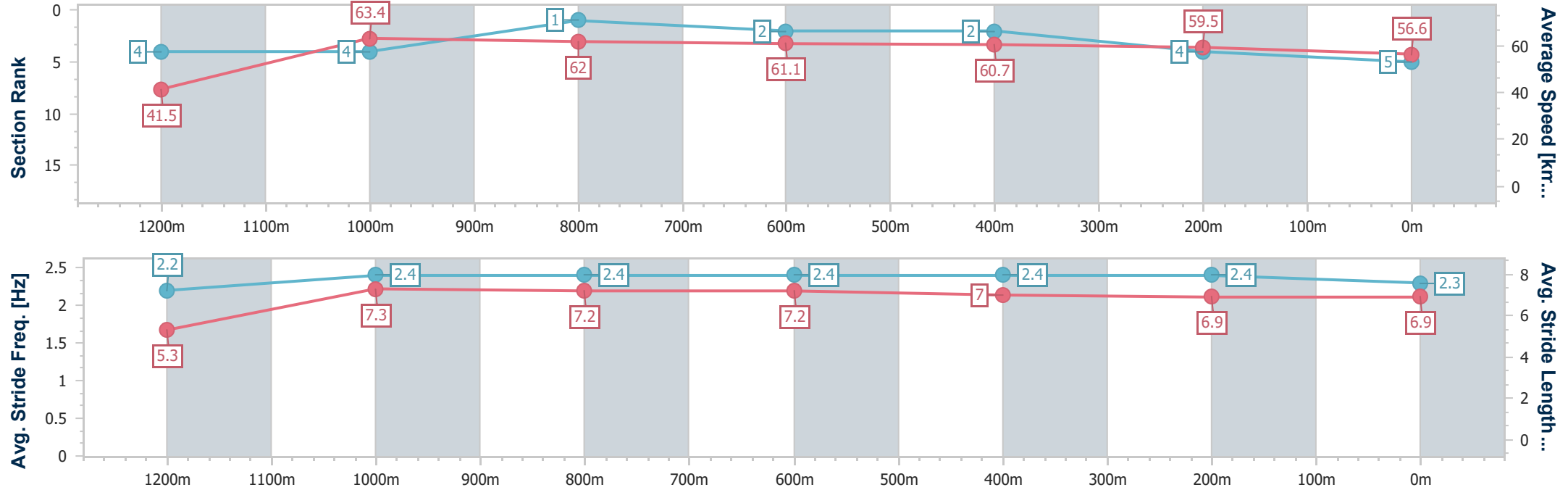
Toowoomba QLD Professional
Race 1: BNW AUTOMOTIVE BENCHMARK 60 Handicap -
1300m



25 May 2024 - 16:56

Track Rating: Good 4, Weather: Overcast, Rail Position: +3m Entire

Section	Overall	1200m	1000m	800m	600m	400m	200m						
Section Times	1:20.42 [5] (0:08.65)	1:11.77 [4] (0:11.38)	1:00.39 [4] (0:11.76)	0:48.63 [1] (0:11.84)	0:36.79 [2] (0:11.91)	0:24.88 [2] (0:12.16)	0:12.72 [4]						
Average Speed [km/h]	41.5	63.4	62.0	61.1	60.7	59.5	56.6						
Top Speed [km/h]	62.2	64.4	63.5	62.8	62.2	61.1	58.2						
Avg. Dist. to Rail [m]	7.6	4.8	3.5	1.6	0.8	1.0	1.3						
Avg. Stride Freq. [Hz]	2.2	2.4	2.4	2.4	2.4	2.4	2.3						
Avg. Stride Length [m]	5.3	7.3	7.2	7.2	7.0	6.9	6.9						





Horse/Jockey Name	Drop The Pilot
Final Rank	6
Fastest Section Time (Section)	0:09.02 (Overall)
Top Speed [km/h] (Section)	63.7 (1200m)
Race State	Finished



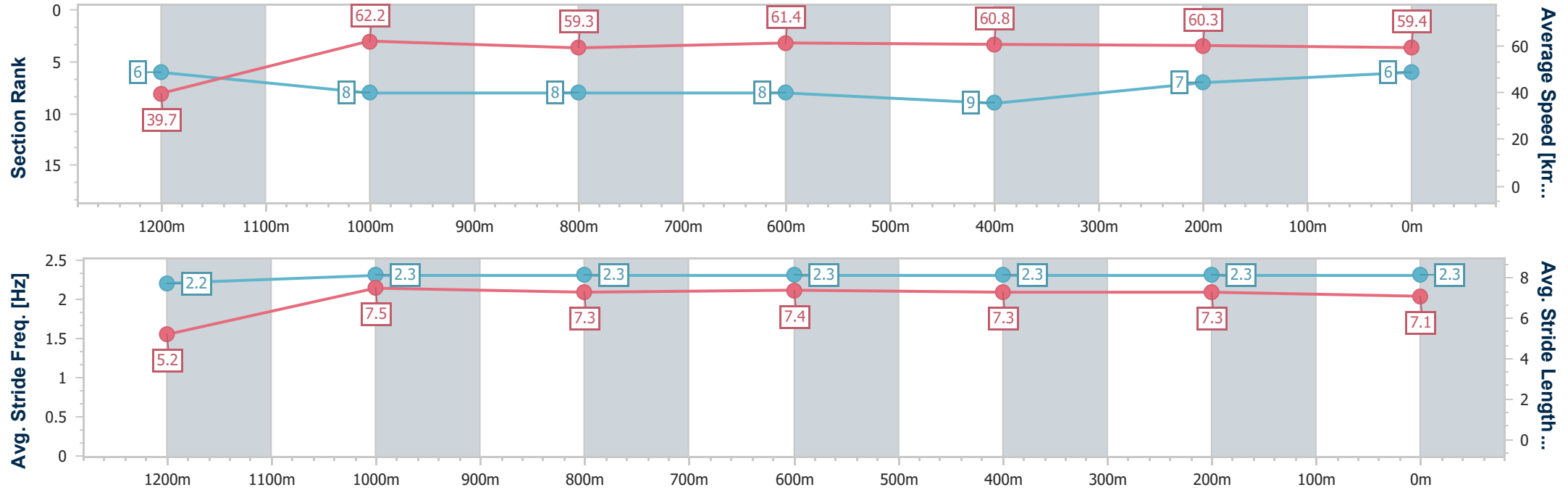
Toowoomba QLD Professional
Race 1: BNW AUTOMOTIVE BENCHMARK 60 Handicap -
1300m



25 May 2024 - 16:56

Track Rating: Good 4, Weather: Overcast, Rail Position: +3m Entire

Section	Overall	1200m	1000m	800m	600m	400m	200m						
Section Times	1:20.51 [6] (0:09.02)	1:11.49 [6] (0:11.64)	0:59.85 [8] (0:12.23)	0:47.62 [8] (0:11.73)	0:35.89 [8] (0:11.83)	0:24.06 [9] (0:11.96)	0:12.10 [7] (0:12.10)						
Average Speed [km/h]	39.7	62.2	59.3	61.4	60.8	60.3	59.4						
Top Speed [km/h]	60.0	63.7	61.3	63.0	63.4	61.3	60.5						
Avg. Dist. to Rail [m]	8.7	3.6	2.4	0.4	0.4	1.3	3.4						
Avg. Stride Freq. [Hz]	2.2	2.3	2.3	2.3	2.3	2.3	2.3						
Avg. Stride Length [m]	5.2	7.5	7.3	7.4	7.3	7.3	7.1						



- [] Ranking at each section and finish
- .-.- No data available at this section
- NA No data available



Horse/Jockey Name	Milagro
Final Rank	7
Fastest Section Time (Section)	0:09.27 (Overall)
Top Speed [km/h] (Section)	65.1 (1200m)
Race State	Finished



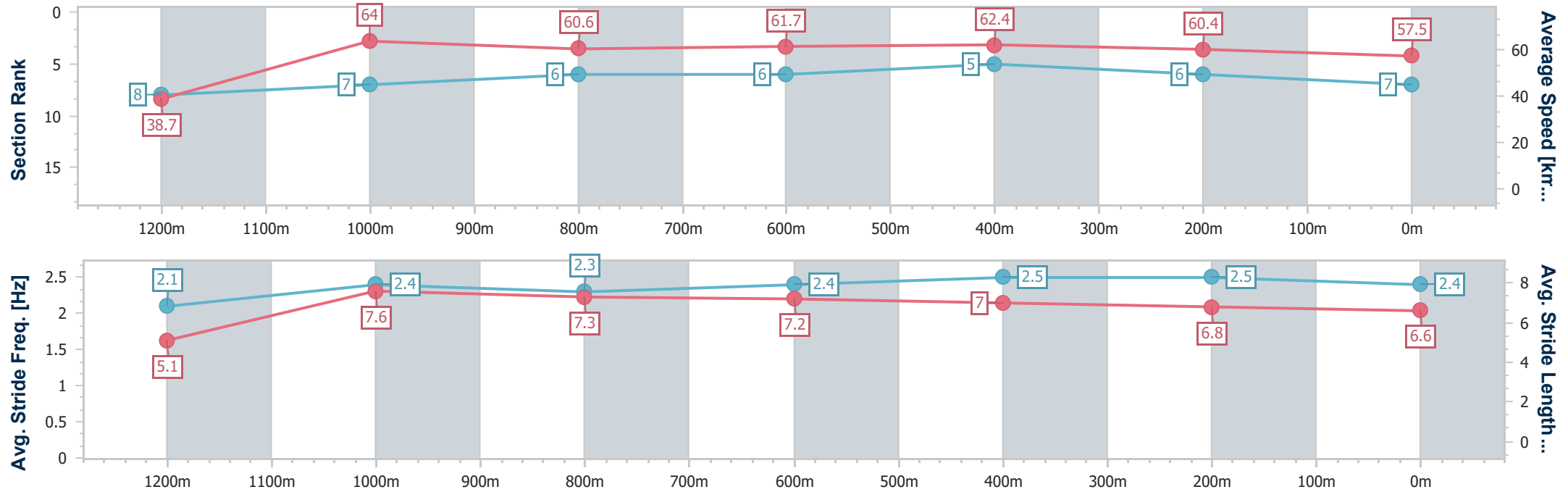
Toowoomba QLD Professional
Race 1: BNW AUTOMOTIVE BENCHMARK 60 Handicap -
1300m



25 May 2024 - 16:56

Track Rating: Good 4, Weather: Overcast, Rail Position: +3m Entire

Section	Overall	1200m	1000m	800m	600m	400m	200m						
Section Times	1:20.53 [7] (0:09.27)	1:11.26 [8] (0:11.26)	1:00.00 [7] (0:11.94)	0:48.06 [6] (0:11.75)	0:36.31 [6] (0:11.73)	0:24.58 [5] (0:12.06)	0:12.52 [6] (0:12.52)						
Average Speed [km/h]	38.7	64.0	60.6	61.7	62.4	60.4	57.5						
Top Speed [km/h]	61.3	65.1	63.4	63.1	63.4	62.1	59.9						
Avg. Dist. to Rail [m]	1.5	1.3	1.5	2.1	3.2	4.3	6.4						
Avg. Stride Freq. [Hz]	2.1	2.4	2.3	2.4	2.5	2.5	2.4						
Avg. Stride Length [m]	5.1	7.6	7.3	7.2	7.0	6.8	6.6						





Horse/Jockey Name	Jubai Pride
Final Rank	8
Fastest Section Time (Section)	0:09.27 (Overall)
Top Speed [km/h] (Section)	63.3 (600m)
Race State	Finished



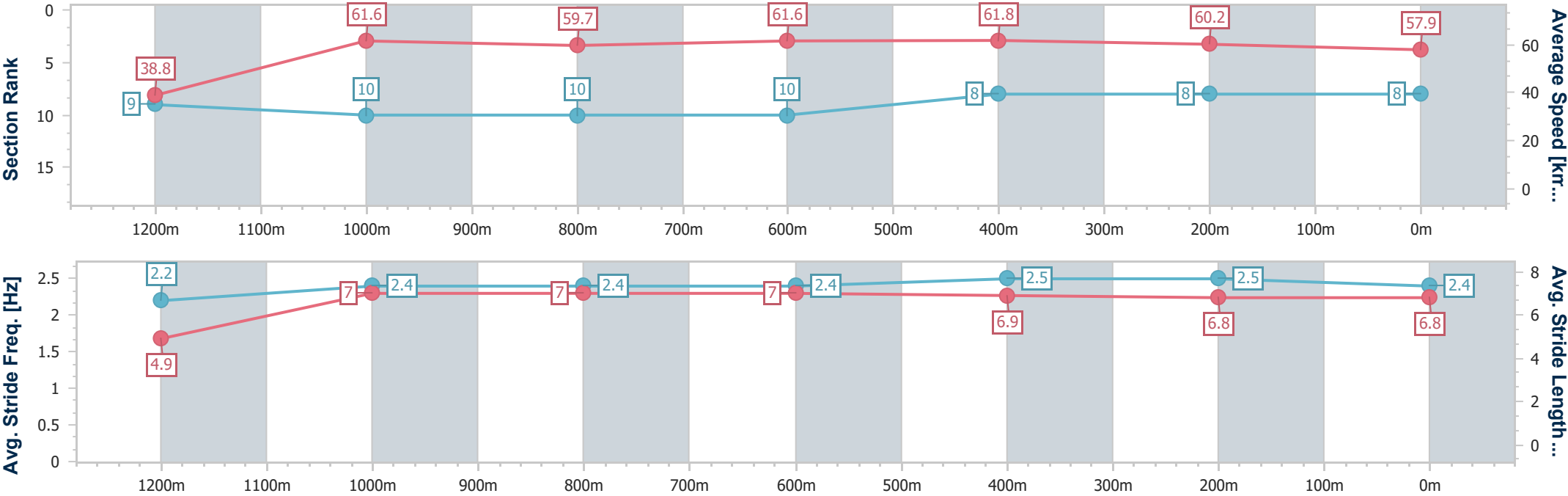
Toowoomba QLD Professional
Race 1: BNW AUTOMOTIVE BENCHMARK 60 Handicap -
1300m



25 May 2024 - 16:56

Track Rating: Good 4, Weather: Overcast, Rail Position: +3m Entire

Section	Overall	1200m	1000m	800m	600m	400m	200m						
Section Times	1:20.88 [8] (0:09.27)	1:11.61 [9] (0:11.73)	0:59.88 [10] (0:12.16)	0:47.72 [10] (0:11.64)	0:36.08 [10] (0:11.62)	0:24.46 [8] (0:12.04)	0:12.42 [8] (0:12.42)						
Average Speed [km/h]	38.8	61.6	59.7	61.6	61.8	60.2	57.9						
Top Speed [km/h]	59.1	63.2	61.9	63.1	63.3	61.4	59.9						
Avg. Dist. to Rail [m]	9.5	3.6	2.4	1.0	0.5	2.1	4.4						
Avg. Stride Freq. [Hz]	2.2	2.4	2.4	2.4	2.5	2.5	2.4						
Avg. Stride Length [m]	4.9	7.0	7.0	7.0	6.9	6.8	6.8						



- [] Ranking at each section and finish
- .-.- No data available at this section
- NA No data available



Horse/Jockey Name	Epicurious
Final Rank	9
Fastest Section Time (Section)	0:09.76 (Overall)
Top Speed [km/h] (Section)	66.8 (1200m)
Race State	Finished



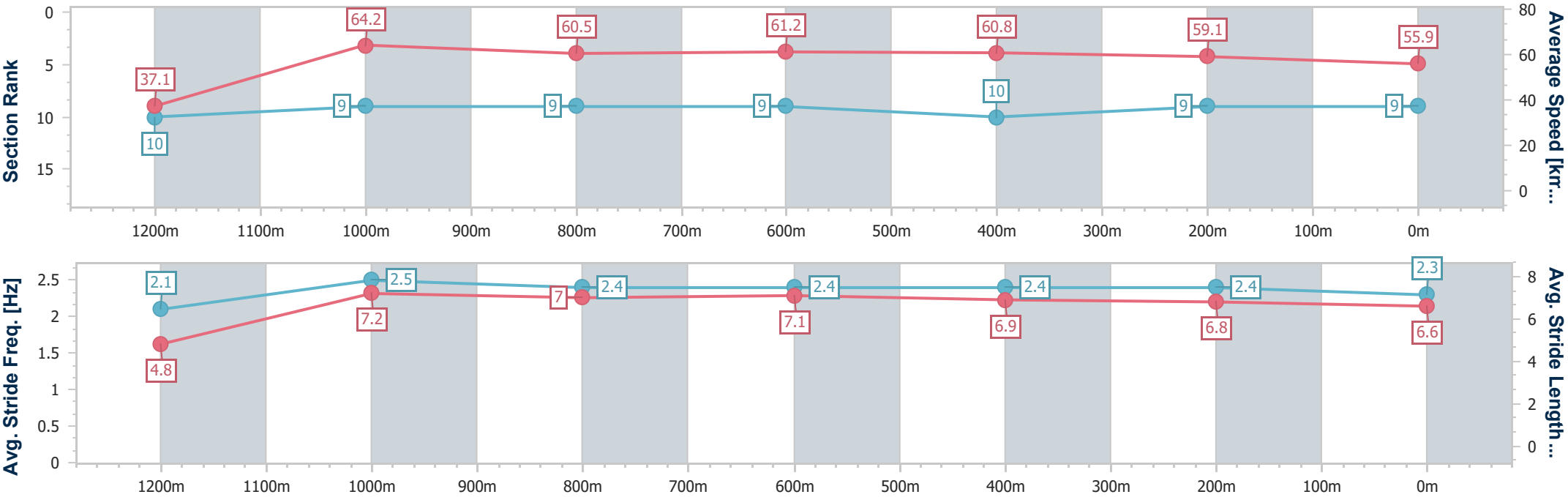
Toowoomba QLD Professional
Race 1: BNW AUTOMOTIVE BENCHMARK 60 Handicap -
1300m



25 May 2024 - 16:56

Track Rating: Good 4, Weather: Overcast, Rail Position: +3m Entire

Section	Overall	1200m	1000m	800m	600m	400m	200m						
Section Times	1:21.56 [9] (0:09.76)	1:11.80 [10] (0:11.21)	1:00.59 [9] (0:12.00)	0:48.59 [9] (0:11.75)	0:36.84 [9] (0:11.83)	0:25.01 [10] (0:12.16)	0:12.85 [9] (0:12.85)						
Average Speed [km/h]	37.1	64.2	60.5	61.2	60.8	59.1	55.9						
Top Speed [km/h]	63.6	66.8	62.9	61.8	62.0	60.0	59.3						
Avg. Dist. to Rail [m]	5.1	2.0	2.1	0.5	0.4	0.2	0.6						
Avg. Stride Freq. [Hz]	2.1	2.5	2.4	2.4	2.4	2.4	2.3						
Avg. Stride Length [m]	4.8	7.2	7.0	7.1	6.9	6.8	6.6						





Horse/Jockey Name	Mister Hemsworth
Final Rank	10
Fastest Section Time (Section)	0:08.76 (Overall)
Top Speed [km/h] (Section)	65.3 (1200m)
Race State	Finished



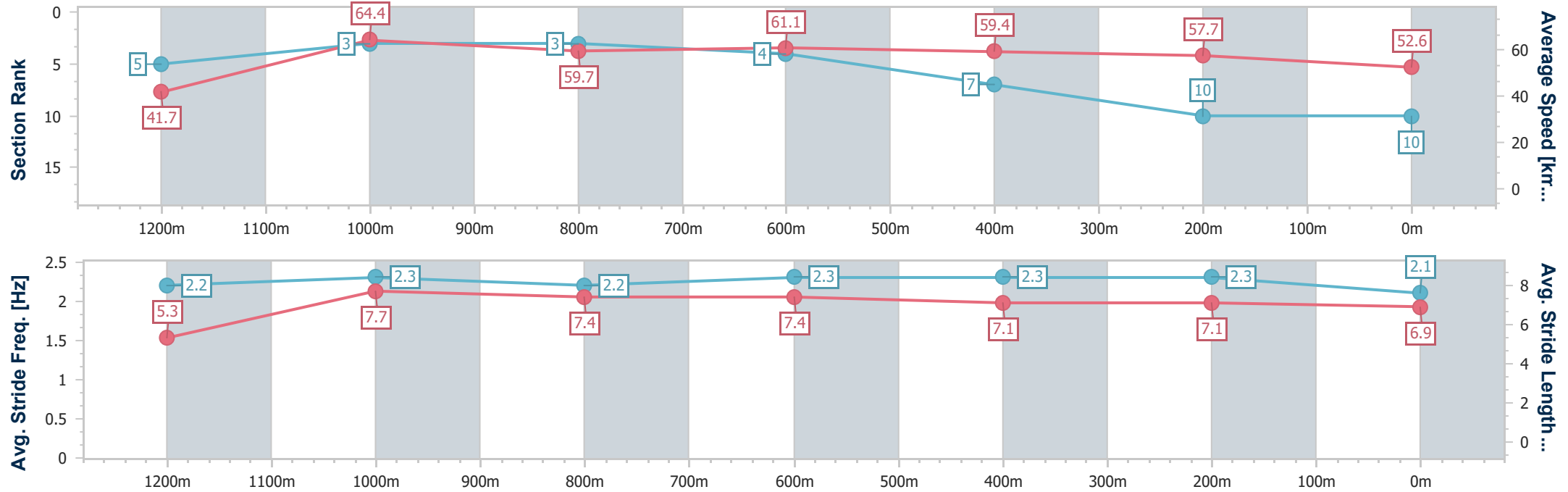
Toowoomba QLD Professional
Race 1: BNW AUTOMOTIVE BENCHMARK 60 Handicap -
1300m



25 May 2024 - 16:56

Track Rating: Good 4, Weather: Overcast, Rail Position: +3m Entire

Section	Overall	1200m	1000m	800m	600m	400m	200m						
Section Times	1:22.51 [10] (0:08.76)	1:13.75 [5] (0:11.22)	1:02.53 [3] (0:12.17)	0:50.36 [3] (0:11.85)	0:38.51 [4] (0:12.27)	0:26.24 [7] (0:12.63)	0:13.61 [10] (0:13.61)						
Average Speed [km/h]	41.7	64.4	59.7	61.1	59.4	57.7	52.6						
Top Speed [km/h]	41.9	65.3	65.1	62.0	62.0	59.8	58.0						
Avg. Dist. to Rail [m]	5.0	0.6	1.0	1.7	2.2	2.4	1.1						
Avg. Stride Freq. [Hz]	2.2	2.3	2.2	2.3	2.3	2.3	2.1						
Avg. Stride Length [m]	5.3	7.7	7.4	7.4	7.1	7.1	6.9						





Toowoomba QLD Professional
Race 2: PLATINUM GLASS & SECURITY QTIS Two-Year-Old Maiden
Handicap - 870m
25 May 2024 - 17:30



Track Rating: Good 4, Weather: Overcast, Rail Position: +3m Entire

Section						Overall	800m	600m	400m	200m	Last 600m		
Field Times						0:50.80 (0:06.40)	0:44.40 (0:10.49)	0:33.91 (0:10.80)	0:23.11 (0:11.37)	0:11.74 (0:11.74)	0:33.91		
Rank	TAB	Horse/Jockey	Barrier	Top Speed [km/h]	Fastest Section							Margin	Distance Travelled [m]
1	1	PUROSANGUE	2	69.9	0:06.40	0:50.80 [1]	0:44.40 [1]	0:33.91 [1]	0:23.11 [1]	0:11.74 [1]	0:50.80	0:33.91	
		Jake Molloy		800m	Overall	(0:06.40)	(0:10.49)	(0:10.80)	(0:11.37)	(0:11.74)			
2	6	CROATIAN QUEEN	4	70.7	0:06.62	0:51.60 [2]	0:44.98 [2]	0:34.45 [2]	0:23.49 [2]	0:12.16 [2]	4.5L	0:34.45	+1
		Nozi Tomizawa		800m	Overall	(0:06.62)	(0:10.53)	(0:10.96)	(0:11.33)	(0:12.16)			
3	3	SMALL DOSES	3	66.8	0:07.08	0:52.04 [3]	0:44.96 [6]	0:33.95 [7]	0:22.76 [7]	0:11.48 [6]	7L	0:33.95	-1
		Karl Zechner		800m	Overall	(0:07.08)	(0:11.01)	(0:11.19)	(0:11.28)	(0:11.48)			
4	2	JUST NEVER ENOUGH	1	67.7	0:06.77	0:52.29 [4]	0:45.52 [3]	0:34.72 [4]	0:23.78 [3]	0:12.16 [3]	8.3L	0:34.72	-1
		Emily Lang		600m	Overall	(0:06.77)	(0:10.80)	(0:10.94)	(0:11.62)	(0:12.16)			
5	4	ZOU ZOUTUKATUKIA	7	66.6	0:06.87	0:52.33 [5]	0:45.46 [5]	0:34.47 [5]	0:23.27 [5]	0:11.82 [5]	8.5L	0:34.47	+0
		Montanna Savva		600m	Overall	(0:06.87)	(0:10.99)	(0:11.20)	(0:11.45)	(0:11.82)			
6	5	BUTTINSKY	10	69.2	0:06.85	0:52.75 [6]	0:45.90 [4]	0:35.27 [3]	0:24.03 [4]	0:12.24 [4]	10.8L	0:35.27	+3
		Les Tilley		800m	Overall	(0:06.85)	(0:10.63)	(0:11.24)	(0:11.79)	(0:12.24)			
7	8	ICE BLIZZARD	8	67.8	0:07.16	0:52.82 [7]	0:45.66 [8]	0:34.61 [8]	0:23.46 [8]	0:11.84 [8]	11.1L	0:34.61	+0
		Adin Thompson		800m	Overall	(0:07.16)	(0:11.05)	(0:11.15)	(0:11.62)	(0:11.84)			
8	7	MRS KAJUDO	9	67.6	0:07.10	0:52.93 [8]	0:45.83 [7]	0:34.93 [6]	0:23.76 [6]	0:12.12 [7]	11.6L	0:34.93	-1
		Kenji Yoshida		800m	Overall	(0:07.10)	(0:10.90)	(0:11.17)	(0:11.64)	(0:12.12)			

Scratched: Sidled (#9), Shaken Martini (#10)



Horse/Jockey Name	Purosangue
Final Rank	1
Fastest Section Time (Section)	0:06.40 (Overall)
Top Speed [km/h] (Section)	69.9 (800m)
Race State	Finished

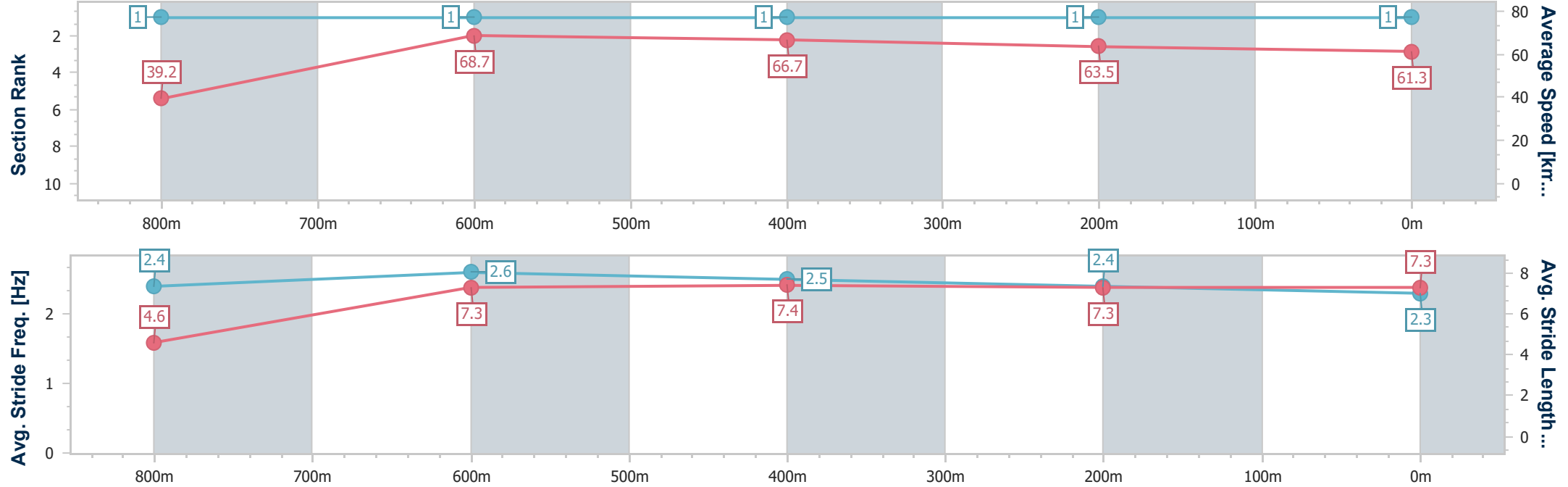


Toowoomba QLD Professional
Race 2: PLATINUM GLASS & SECURITY QTIS Two-Year-Old
Maiden Handicap - 870m
25 May 2024 - 17:30



Track Rating: Good 4, Weather: Overcast, Rail Position: +3m Entire

Section	Overall	800m	600m	400m	200m										
Section Times	0:50.80 [1] (0:06.40)	0:44.40 [1] (0:10.49)	0:33.91 [1] (0:10.80)	0:23.11 [1] (0:11.37)	0:11.74 [1] (0:11.74)										
Average Speed [km/h]	39.2	68.7	66.7	63.5	61.3										
Top Speed [km/h]	65.1	69.9	68.6	64.4	62.6										
Avg. Dist. to Rail [m]	2.6	0.5	0.4	0.4	0.8										
Avg. Stride Freq. [Hz]	2.4	2.6	2.5	2.4	2.3										
Avg. Stride Length [m]	4.6	7.3	7.4	7.3	7.3										





Horse/Jockey Name	Croatian Queen
Final Rank	2
Fastest Section Time (Section)	0:06.62 (Overall)
Top Speed [km/h] (Section)	70.7 (800m)
Race State	Finished

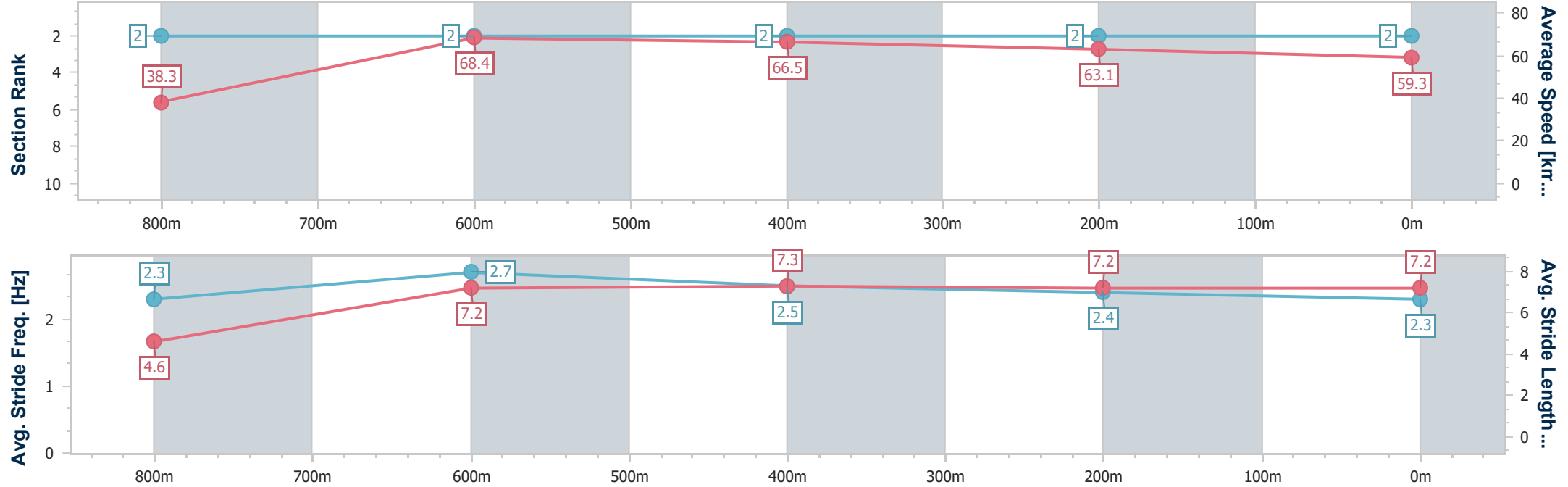


Toowoomba QLD Professional
Race 2: PLATINUM GLASS & SECURITY QTIS Two-Year-Old
Maiden Handicap - 870m
25 May 2024 - 17:30



Track Rating: Good 4, Weather: Overcast, Rail Position: +3m Entire

Section	Overall	800m	600m	400m	200m										
Section Times	0:51.60 [2] (0:06.62)	0:44.98 [2] (0:10.53)	0:34.45 [2] (0:10.96)	0:23.49 [2] (0:11.33)	0:12.16 [2] (0:12.16)										
Average Speed [km/h]	38.3	68.4	66.5	63.1	59.3										
Top Speed [km/h]	64.0	70.7	69.0	65.0	62.1										
Avg. Dist. to Rail [m]	2.1	1.3	1.5	0.6	1.0										
Avg. Stride Freq. [Hz]	2.3	2.7	2.5	2.4	2.3										
Avg. Stride Length [m]	4.6	7.2	7.3	7.2	7.2										





Horse/Jockey Name	Small Doses
Final Rank	3
Fastest Section Time (Section)	0:07.08 (Overall)
Top Speed [km/h] (Section)	66.8 (800m)
Race State	Finished

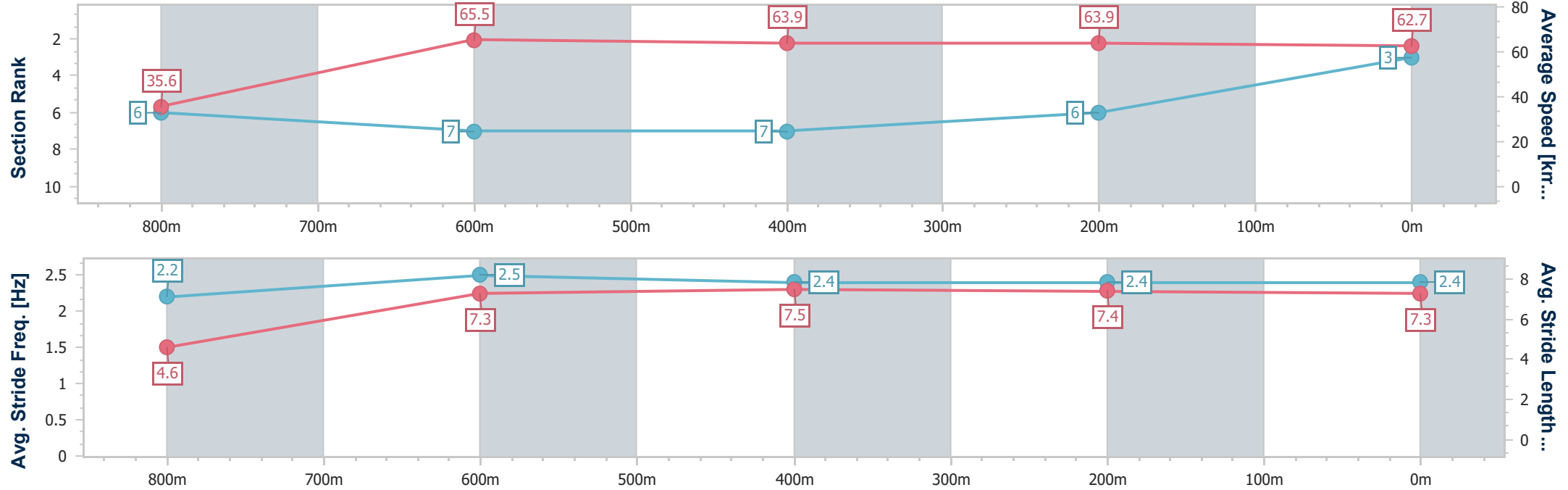


Toowoomba QLD Professional
Race 2: PLATINUM GLASS & SECURITY QTIS Two-Year-Old
Maiden Handicap - 870m
25 May 2024 - 17:30



Track Rating: Good 4, Weather: Overcast, Rail Position: +3m Entire

Section	Overall	800m	600m	400m	200m										
Section Times	0:52.04 [3] (0:07.08)	0:44.96 [6] (0:11.01)	0:33.95 [7] (0:11.19)	0:22.76 [7] (0:11.28)	0:11.48 [6] (0:11.48)										
Average Speed [km/h]	35.6	65.5	63.9	63.9	62.7										
Top Speed [km/h]	61.6	66.8	66.5	66.0	64.6										
Avg. Dist. to Rail [m]	1.5	0.5	1.0	1.8	2.8										
Avg. Stride Freq. [Hz]	2.2	2.5	2.4	2.4	2.4										
Avg. Stride Length [m]	4.6	7.3	7.5	7.4	7.3										





Horse/Jockey Name	Just Never Enough
Final Rank	4
Fastest Section Time (Section)	0:06.77 (Overall)
Top Speed [km/h] (Section)	67.7 (600m)
Race State	Finished

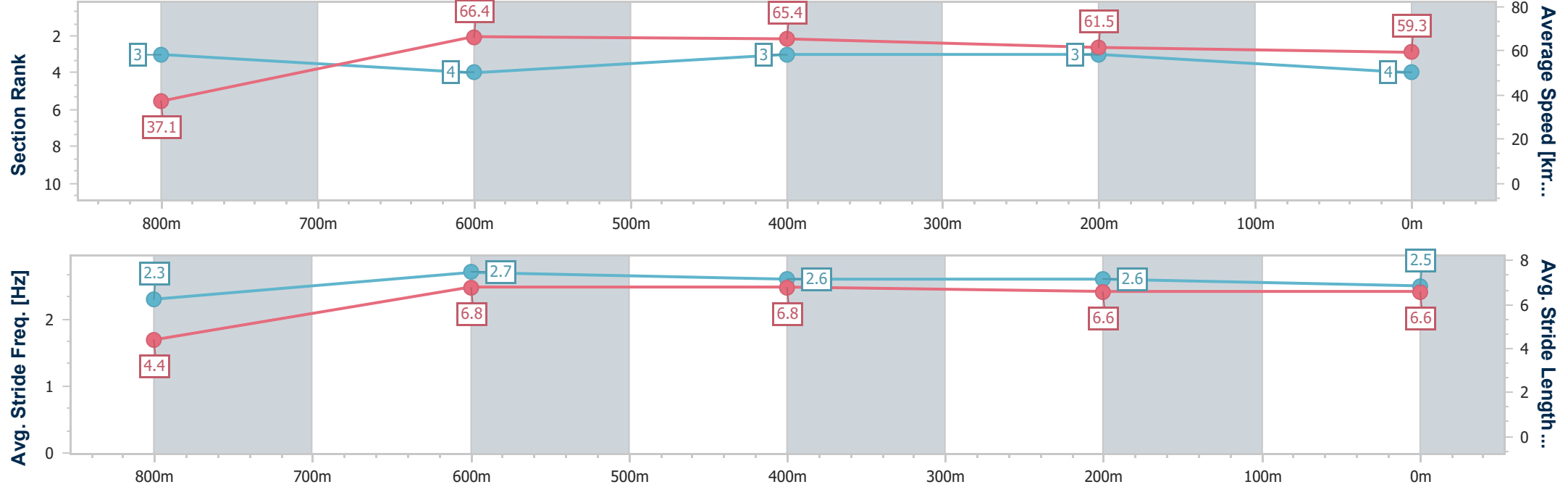


Toowoomba QLD Professional
Race 2: PLATINUM GLASS & SECURITY QTIS Two-Year-Old
Maiden Handicap - 870m
25 May 2024 - 17:30



Track Rating: Good 4, Weather: Overcast, Rail Position: +3m Entire

Section	Overall	800m	600m	400m	200m										
Section Times	0:52.29 [4] (0:06.77)	0:45.52 [3] (0:10.80)	0:34.72 [4] (0:10.94)	0:23.78 [3] (0:11.62)	0:12.16 [3] (0:12.16)										
Average Speed [km/h]	37.1	66.4	65.4	61.5	59.3										
Top Speed [km/h]	62.5	67.6	67.7	62.7	60.8										
Avg. Dist. to Rail [m]	4.1	1.7	1.3	1.3	2.0										
Avg. Stride Freq. [Hz]	2.3	2.7	2.6	2.6	2.5										
Avg. Stride Length [m]	4.4	6.8	6.8	6.6	6.6										





Horse/Jockey Name	Zou Zoutukatukia
Final Rank	5
Fastest Section Time (Section)	0:06.87 (Overall)
Top Speed [km/h] (Section)	66.6 (600m)
Race State	Finished

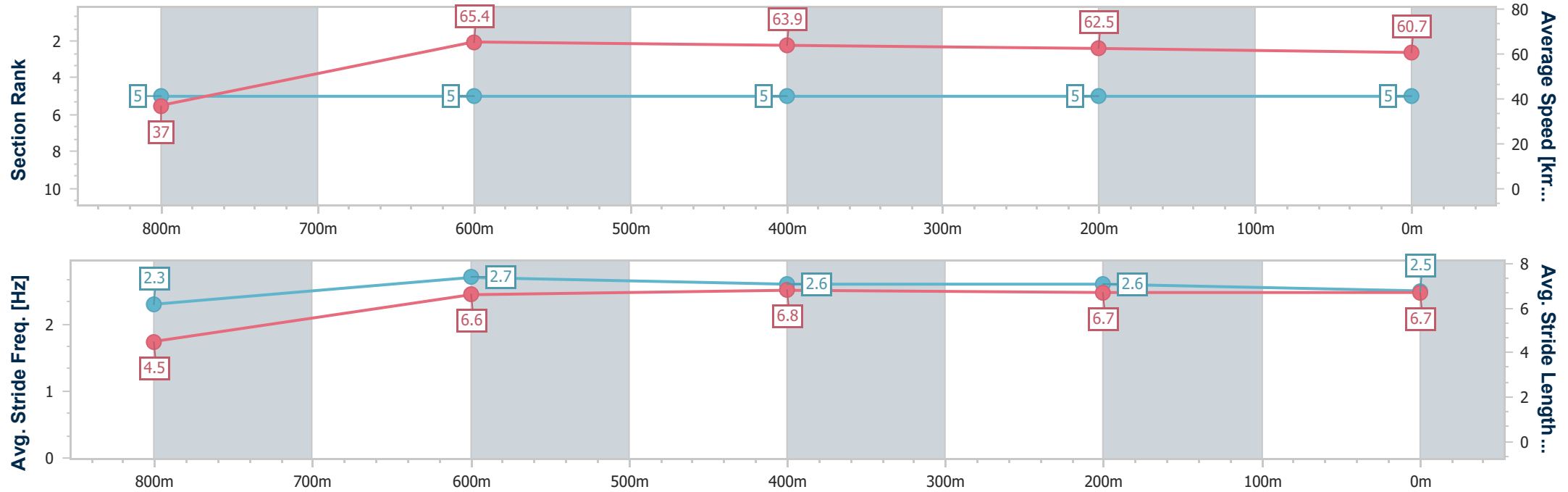


Toowoomba QLD Professional
Race 2: PLATINUM GLASS & SECURITY QTIS Two-Year-Old
Maiden Handicap - 870m
25 May 2024 - 17:30



Track Rating: Good 4, Weather: Overcast, Rail Position: +3m Entire

Section	Overall	800m	600m	400m	200m										
Section Times	0:52.33 [5] (0:06.87)	0:45.46 [5] (0:10.99)	0:34.47 [5] (0:11.20)	0:23.27 [5] (0:11.45)	0:11.82 [5] (0:11.82)										
Average Speed [km/h]	37.0	65.4	63.9	62.5	60.7										
Top Speed [km/h]	62.4	66.6	66.6	64.5	61.6										
Avg. Dist. to Rail [m]	1.6	0.3	1.2	1.2	1.2										
Avg. Stride Freq. [Hz]	2.3	2.7	2.6	2.6	2.5										
Avg. Stride Length [m]	4.5	6.6	6.8	6.7	6.7										





Horse/Jockey Name	Buttinsky
Final Rank	6
Fastest Section Time (Section)	0:06.85 (Overall)
Top Speed [km/h] (Section)	69.2 (800m)
Race State	Finished

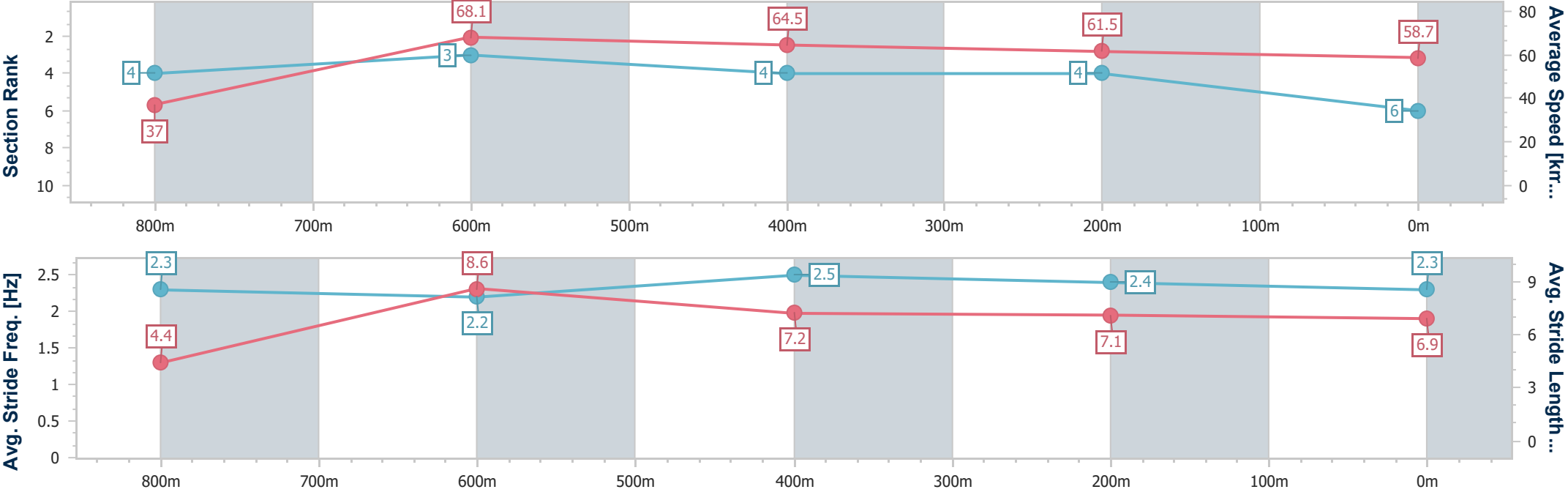


Toowoomba QLD Professional
Race 2: PLATINUM GLASS & SECURITY QTIS Two-Year-Old
Maiden Handicap - 870m
25 May 2024 - 17:30



Track Rating: Good 4, Weather: Overcast, Rail Position: +3m Entire

Section	Overall	800m	600m	400m	200m									
Section Times	0:52.75 [6] (0:06.85)	0:45.90 [4] (0:10.63)	0:35.27 [3] (0:11.24)	0:24.03 [4] (0:11.79)	0:12.24 [4] (0:12.24)									
Average Speed [km/h]	37.0	68.1	64.5	61.5	58.7									
Top Speed [km/h]	64.8	69.2	67.9	62.9	61.2									
Avg. Dist. to Rail [m]	4.0	1.9	1.8	2.1	2.4									
Avg. Stride Freq. [Hz]	2.3	2.2	2.5	2.4	2.3									
Avg. Stride Length [m]	4.4	8.6	7.2	7.1	6.9									





Horse/Jockey Name	Ice Blizzard
Final Rank	7
Fastest Section Time (Section)	0:07.16 (Overall)
Top Speed [km/h] (Section)	67.8 (800m)
Race State	Finished

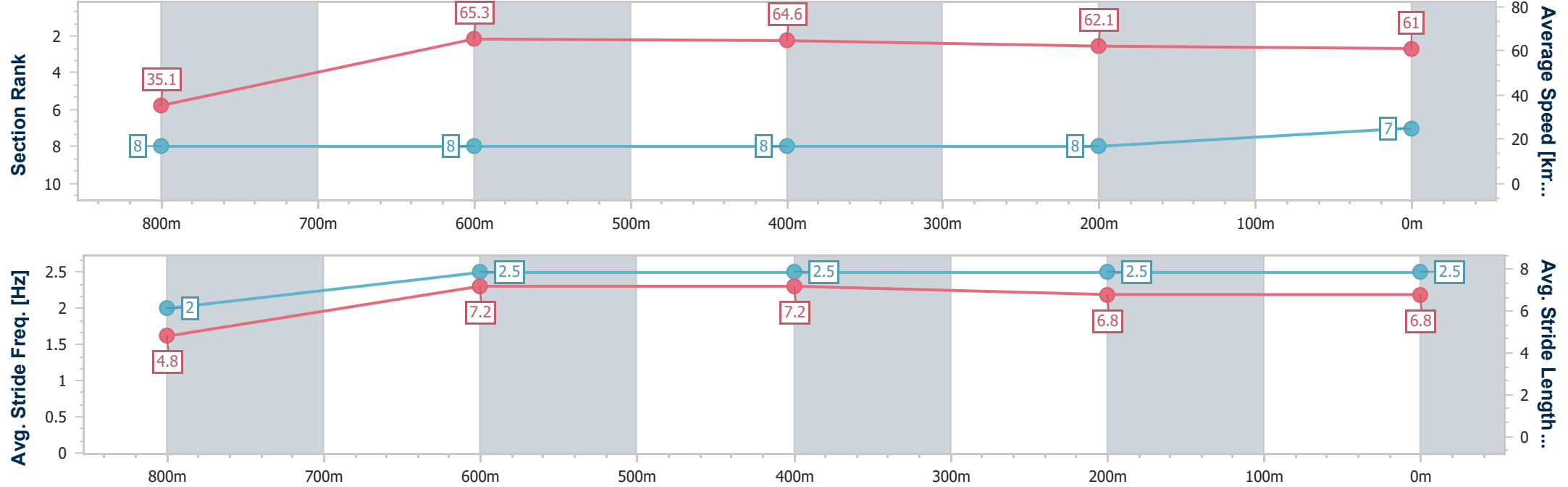


Toowoomba QLD Professional
Race 2: PLATINUM GLASS & SECURITY QTIS Two-Year-Old
Maiden Handicap - 870m
25 May 2024 - 17:30



Track Rating: Good 4, Weather: Overcast, Rail Position: +3m Entire

Section	Overall	800m	600m	400m	200m									
Section Times	0:52.82 [7] (0:07.16)	0:45.66 [8] (0:11.05)	0:34.61 [8] (0:11.15)	0:23.46 [8] (0:11.62)	0:11.84 [8] (0:11.84)									
Average Speed [km/h]	35.1	65.3	64.6	62.1	61.0									
Top Speed [km/h]	59.8	67.8	66.5	63.2	61.3									
Avg. Dist. to Rail [m]	2.4	1.1	0.3	1.9	2.9									
Avg. Stride Freq. [Hz]	2.0	2.5	2.5	2.5	2.5									
Avg. Stride Length [m]	4.8	7.2	7.2	6.8	6.8									



- [] Ranking at each section and finish
- .-.- No data available at this section
- NA No data available



Horse/Jockey Name	Mrs Kajudo
Final Rank	8
Fastest Section Time (Section)	0:07.10 (Overall)
Top Speed [km/h] (Section)	67.6 (800m)
Race State	Finished

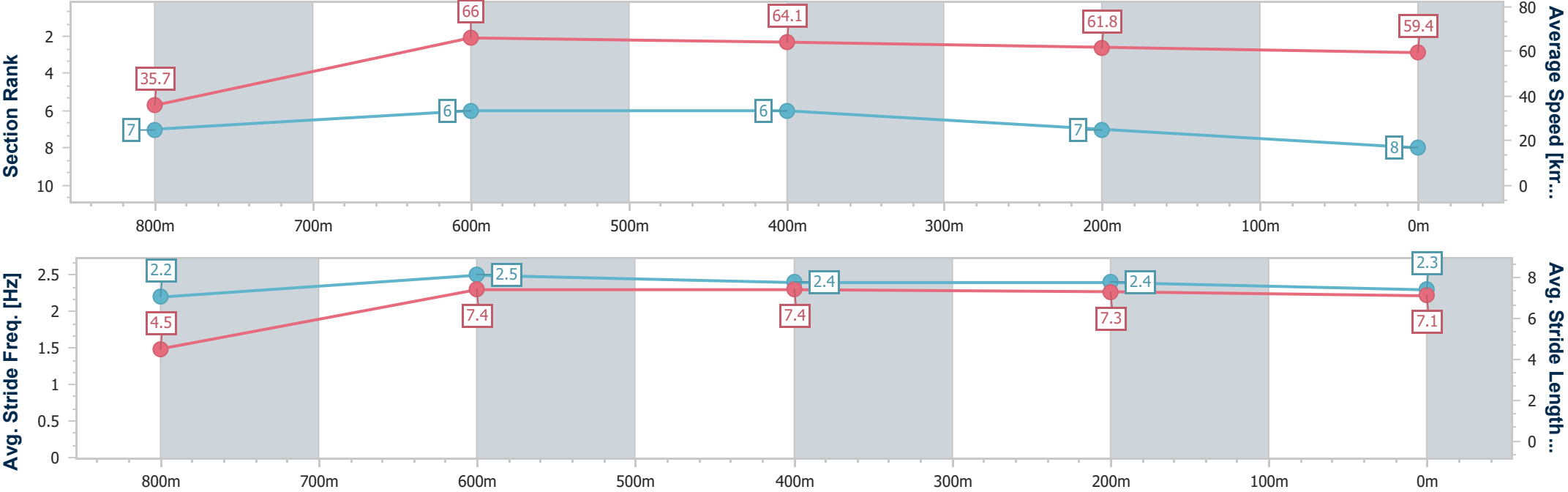


Toowoomba QLD Professional
Race 2: PLATINUM GLASS & SECURITY QTIS Two-Year-Old
Maiden Handicap - 870m
25 May 2024 - 17:30



Track Rating: Good 4, Weather: Overcast, Rail Position: +3m Entire

Section	Overall	800m	600m	400m	200m										
Section Times	0:52.93 [8] (0:07.10)	0:45.83 [7] (0:10.90)	0:34.93 [6] (0:11.17)	0:23.76 [6] (0:11.64)	0:12.12 [7] (0:12.12)										
Average Speed [km/h]	35.7	66.0	64.1	61.8	59.4										
Top Speed [km/h]	62.5	67.6	66.3	63.6	59.9										
Avg. Dist. to Rail [m]	2.0	0.7	1.2	2.3	1.4										
Avg. Stride Freq. [Hz]	2.2	2.5	2.4	2.4	2.3										
Avg. Stride Length [m]	4.5	7.4	7.4	7.3	7.1										





Toowoomba QLD Professional
Race 3: HIGHFIELDS BUILDER BENCHMARK 70 Handicap - 1100m
25 May 2024 - 18:00



Track Rating: Good 4, Weather: Overcast, Rail Position: +3m Entire

Section						Overall	1000m	800m	600m	400m	200m	Last 600m		
Field Times						1:07.02 (0:08.46)	0:58.56 (0:11.40)	0:47.16 (0:11.58)	0:35.58 (0:11.53)	0:24.05 (0:11.94)	0:12.11 (0:12.11)	0:35.58		
Rank	TAB	Horse/Jockey	Barrier	Top Speed [km/h]	Fastest Section							Margin	Distance Travelled [m]	
1	7	MAYA BAY	11	65.8	0:08.93	1:07.02 [1]	0:58.09 [4]	0:46.67 [5]	0:35.25 [5]	0:23.66 [4]	0:12.06 [2]	1:07.02	0:35.25	
		Alisha Donald		1000m	Overall	(0:08.93)	(0:11.42)	(0:11.42)	(0:11.59)	(0:11.60)	(0:12.06)			
2	11	UPSTART LEGEND	1	64.3	0:08.46	1:07.09 [2]	0:58.63 [1]	0:47.23 [1]	0:35.62 [2]	0:23.97 [2]	0:12.18 [1]	0.3L	0:35.62	-6
		Olivia Webb		1000m	Overall	(0:08.46)	(0:11.40)	(0:11.61)	(0:11.65)	(0:11.79)	(0:12.18)			
3	2	EXPECTANT	9	65.0	0:09.37	1:07.22 [3]	0:57.85 [9]	0:46.23 [9]	0:34.97 [9]	0:23.41 [7]	0:11.79 [6]	1.1L	0:34.97	-3
		Georgina Cartwright		800m	Overall	(0:09.37)	(0:11.62)	(0:11.26)	(0:11.56)	(0:11.62)	(0:11.79)			
4	10	MR ENCORE	3	65.9	0:08.96	1:07.58 [4]	0:58.62 [5]	0:47.26 [4]	0:35.86 [3]	0:24.25 [3]	0:12.56 [3]	3.1L	0:35.86	-6
		Les Tilley		1000m	Overall	(0:08.96)	(0:11.36)	(0:11.40)	(0:11.61)	(0:11.69)	(0:12.56)			
5	9	HUSSON'S REVENGE	6	65.2	0:08.90	1:07.62 [5]	0:58.72 [3]	0:47.39 [3]	0:35.86 [4]	0:24.14 [5]	0:12.36 [5]	3.3L	0:35.86	+4
		Tahlia Fenlon		1000m	Overall	(0:08.90)	(0:11.33)	(0:11.53)	(0:11.72)	(0:11.78)	(0:12.36)			
6	8	INCOMPARABLE	10	64.5	0:09.40	1:07.68 [6]	0:58.28 [10]	0:46.67 [10]	0:35.27 [10]	0:23.75 [9]	0:11.95 [7]	3.5L	0:35.27	-2
		Jake Molloy		600m	Overall	(0:09.40)	(0:11.61)	(0:11.40)	(0:11.52)	(0:11.80)	(0:11.95)			
7	5	HOT OR NOT	4	64.8	0:08.67	1:07.77 [7]	0:59.10 [2]	0:47.80 [2]	0:36.33 [1]	0:24.80 [1]	0:12.68 [4]	4L	0:36.33	-5
		Emily Lang		1000m	Overall	(0:08.67)	(0:11.30)	(0:11.47)	(0:11.53)	(0:12.12)	(0:12.68)			
8	3	VELVET HAZE	8	64.8	0:09.11	1:07.88 [8]	0:58.77 [7]	0:47.08 [8]	0:35.63 [8]	0:23.85 [10]	0:11.99 [10]	4.5L	0:35.63	+0
		Sean Cormack		800m	Overall	(0:09.11)	(0:11.69)	(0:11.45)	(0:11.78)	(0:11.86)	(0:11.99)			
9	6	I PROMISE YOU	2	65.6	0:09.24	1:07.94 [9]	0:58.70 [8]	0:47.31 [7]	0:35.90 [7]	0:24.02 [8]	0:12.16 [9]	4.7L	0:35.90	+1
		Madeleine Wishart		1000m	Overall	(0:09.24)	(0:11.39)	(0:11.41)	(0:11.88)	(0:11.86)	(0:12.16)			
10	1	RUSHEEN	5	64.5	0:08.99	1:07.99 [10]	0:59.00 [6]	0:47.58 [6]	0:36.09 [6]	0:24.19 [6]	0:12.23 [8]	4.9L	0:36.09	-5
		Savannah McCann		800m	Overall	(0:08.99)	(0:11.42)	(0:11.49)	(0:11.90)	(0:11.96)	(0:12.23)			

Scratched: Writtle (#4)

Report Created: Sat 25 May 2024 18:17 GMT+10 (Note: Timing is based on position data)

Page 1/11

[] Ranking at each section and finish
-:-:- No data available at this section
NA No data available

SCN Saddle cloth number
DNF Did not finish
DNT Did not track

data processed by  TRIPLESDATA



Horse/Jockey Name	Maya Bay
Final Rank	1
Fastest Section Time (Section)	0:08.93 (Overall)
Top Speed [km/h] (Section)	65.8 (1000m)
Race State	Finished



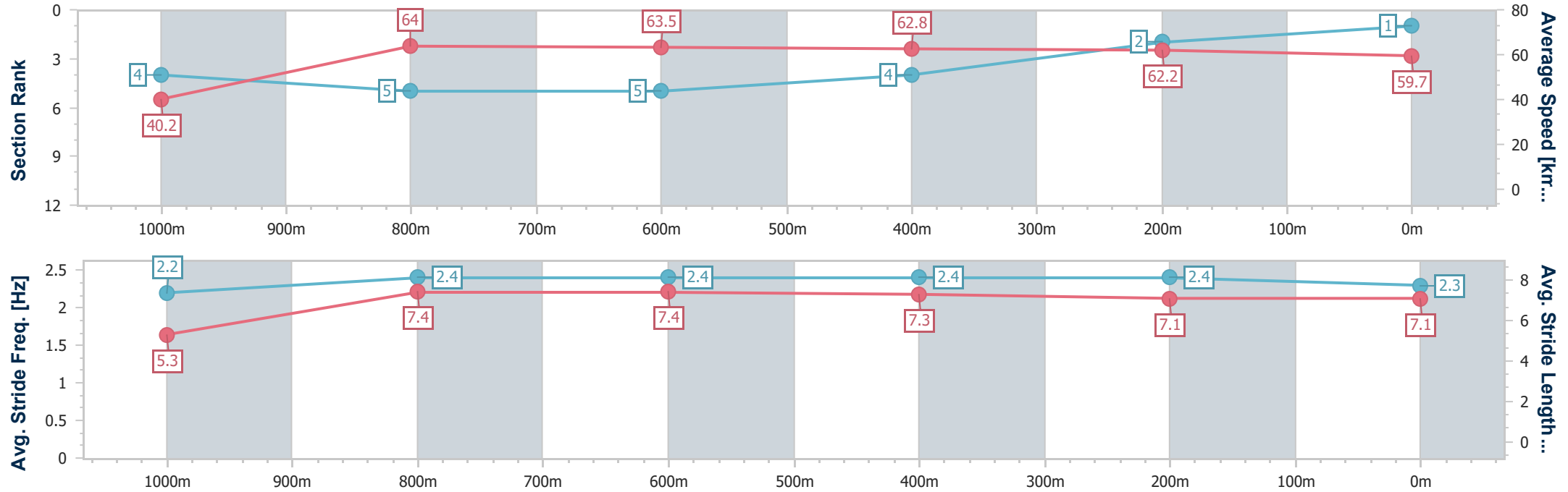
Toowoomba QLD Professional
Race 3: HIGHFIELDS BUILDER BENCHMARK 70 Handicap -
1100m



25 May 2024 - 18:00

Track Rating: Good 4, Weather: Overcast, Rail Position: +3m Entire

Section	Overall	1000m	800m	600m	400m	200m								
Section Times	1:07.02 [1] (0:08.93)	0:58.09 [4] (0:11.42)	0:46.67 [5] (0:11.42)	0:35.25 [5] (0:11.59)	0:23.66 [4] (0:11.60)	0:12.06 [2] (0:12.06)								
Average Speed [km/h]	40.2	64.0	63.5	62.8	62.2	59.7								
Top Speed [km/h]	61.3	65.8	64.6	63.9	63.4	62.1								
Avg. Dist. to Rail [m]	8.9	3.5	3.1	1.8	0.8	1.5								
Avg. Stride Freq. [Hz]	2.2	2.4	2.4	2.4	2.4	2.3								
Avg. Stride Length [m]	5.3	7.4	7.4	7.3	7.1	7.1								



- [] Ranking at each section and finish
- .-.- No data available at this section
- NA No data available



Horse/Jockey Name	Upstart Legend
Final Rank	2
Fastest Section Time (Section)	0:08.46 (Overall)
Top Speed [km/h] (Section)	64.3 (1000m)
Race State	Finished



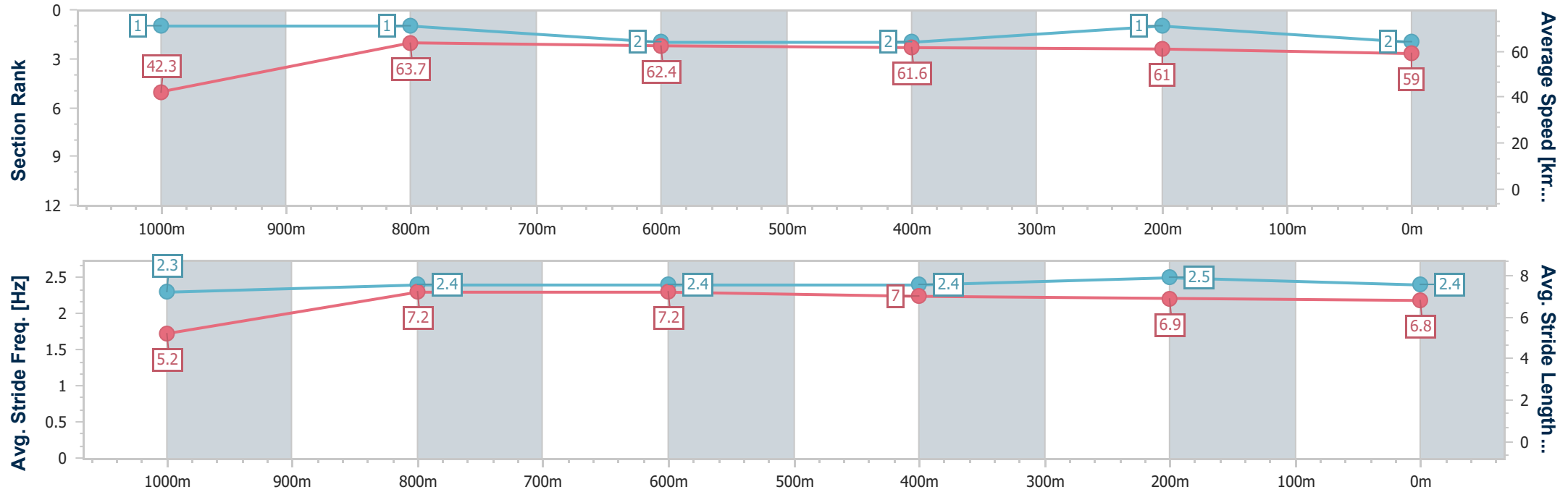
Toowoomba QLD Professional
Race 3: HIGHFIELDS BUILDER BENCHMARK 70 Handicap - 1100m



25 May 2024 - 18:00

Track Rating: Good 4, Weather: Overcast, Rail Position: +3m Entire

Section	Overall	1000m	800m	600m	400m	200m							
Section Times	1:07.09 [2] (0:08.46)	0:58.63 [1] (0:11.40)	0:47.23 [1] (0:11.61)	0:35.62 [2] (0:11.65)	0:23.97 [2] (0:11.79)	0:12.18 [1] (0:12.18)							
Average Speed [km/h]	42.3	63.7	62.4	61.6	61.0	59.0							
Top Speed [km/h]	63.8	64.3	63.5	62.9	61.9	60.4							
Avg. Dist. to Rail [m]	1.7	1.8	1.2	0.6	0.7	0.2							
Avg. Stride Freq. [Hz]	2.3	2.4	2.4	2.4	2.5	2.4							
Avg. Stride Length [m]	5.2	7.2	7.2	7.0	6.9	6.8							



- [] Ranking at each section and finish
- .-.- No data available at this section
- NA No data available



Horse/Jockey Name	Expectant
Final Rank	3
Fastest Section Time (Section)	0:09.37 (Overall)
Top Speed [km/h] (Section)	65.0 (800m)
Race State	Finished



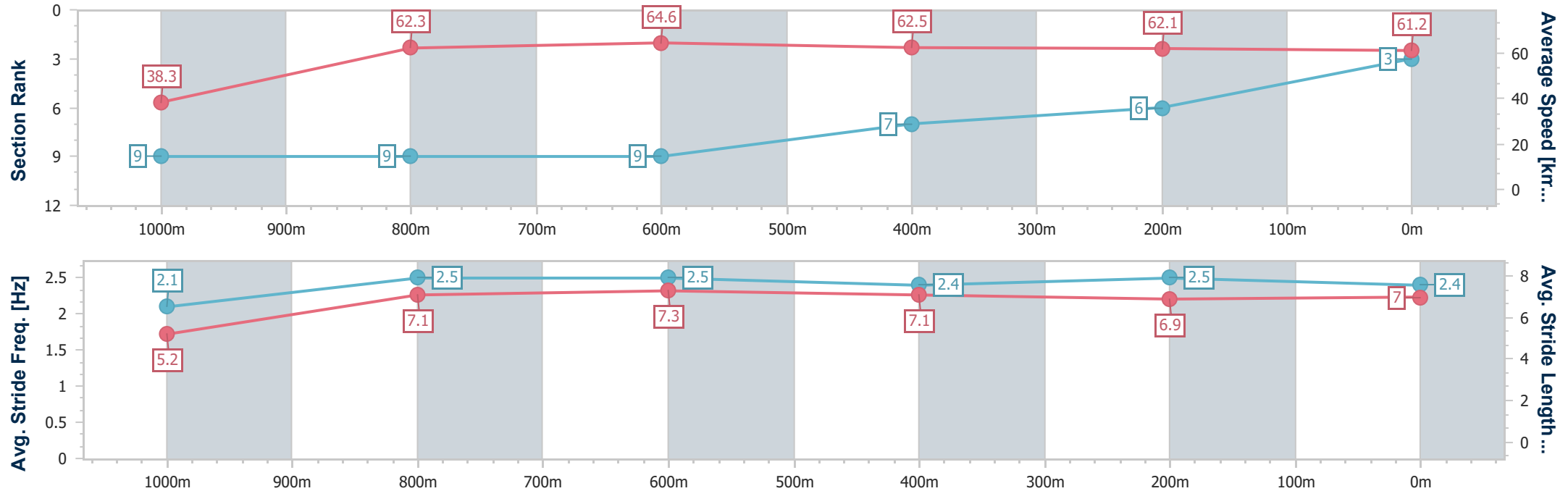
Toowoomba QLD Professional
Race 3: HIGHFIELDS BUILDER BENCHMARK 70 Handicap -
1100m



25 May 2024 - 18:00

Track Rating: Good 4, Weather: Overcast, Rail Position: +3m Entire

Section	Overall	1000m	800m	600m	400m	200m							
Section Times	1:07.22 [3] (0:09.37)	0:57.85 [9] (0:11.62)	0:46.23 [9] (0:11.26)	0:34.97 [9] (0:11.56)	0:23.41 [7] (0:11.62)	0:11.79 [6] (0:11.79)							
Average Speed [km/h]	38.3	62.3	64.6	62.5	62.1	61.2							
Top Speed [km/h]	61.7	64.8	65.0	63.8	63.5	63.2							
Avg. Dist. to Rail [m]	6.5	2.1	1.9	1.0	1.5	2.4							
Avg. Stride Freq. [Hz]	2.1	2.5	2.5	2.4	2.5	2.4							
Avg. Stride Length [m]	5.2	7.1	7.3	7.1	6.9	7.0							





Horse/Jockey Name	Mr Encore
Final Rank	4
Fastest Section Time (Section)	0:08.96 (Overall)
Top Speed [km/h] (Section)	65.9 (1000m)
Race State	Finished



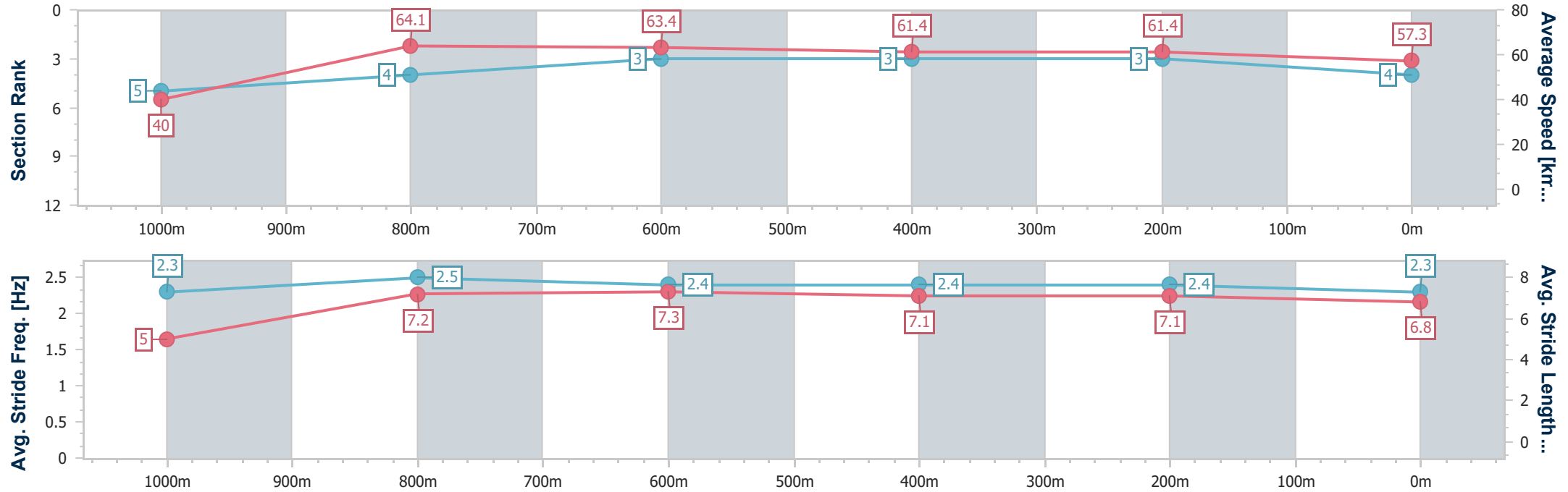
Toowoomba QLD Professional
Race 3: HIGHFIELDS BUILDER BENCHMARK 70 Handicap -
1100m



25 May 2024 - 18:00

Track Rating: Good 4, Weather: Overcast, Rail Position: +3m Entire

Section	Overall	1000m	800m	600m	400m	200m							
Section Times	1:07.58 [4] (0:08.96)	0:58.62 [5] (0:11.36)	0:47.26 [4] (0:11.40)	0:35.86 [3] (0:11.61)	0:24.25 [3] (0:11.69)	0:12.56 [3] (0:12.56)							
Average Speed [km/h]	40.0	64.1	63.4	61.4	61.4	57.3							
Top Speed [km/h]	63.6	65.9	64.8	62.3	62.4	58.4							
Avg. Dist. to Rail [m]	6.3	3.2	0.5	1.3	1.1	0.7							
Avg. Stride Freq. [Hz]	2.3	2.5	2.4	2.4	2.4	2.3							
Avg. Stride Length [m]	5.0	7.2	7.3	7.1	7.1	6.8							





Horse/Jockey Name	Husson's Revenge
Final Rank	5
Fastest Section Time (Section)	0:08.90 (Overall)
Top Speed [km/h] (Section)	65.2 (1000m)
Race State	Finished



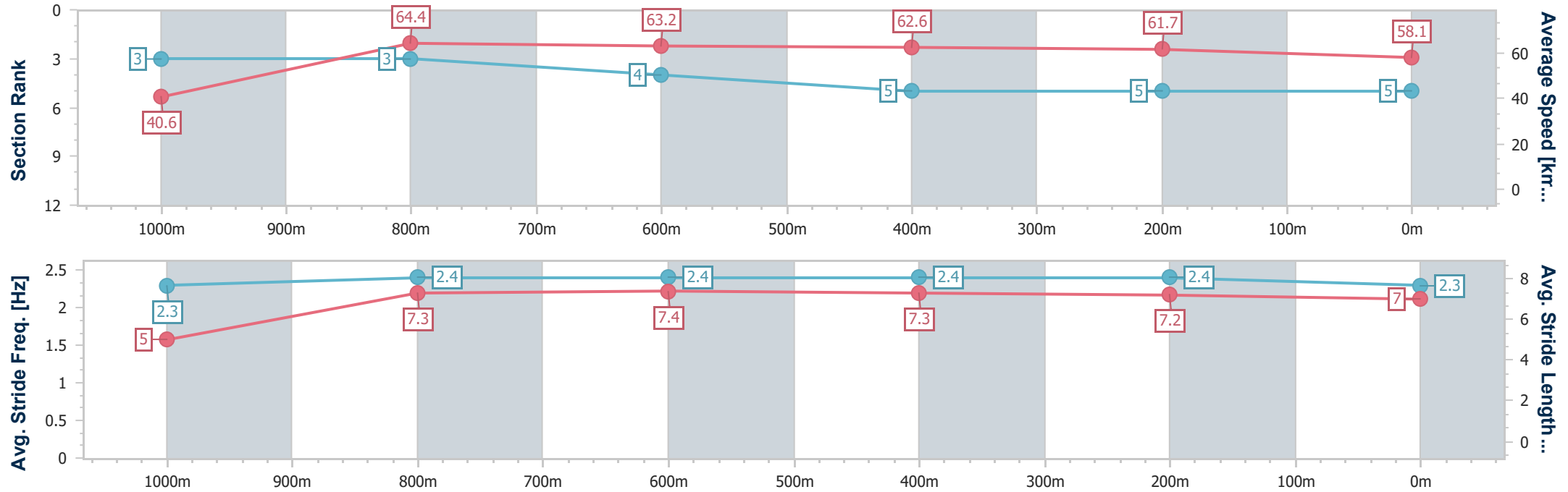
Toowoomba QLD Professional
Race 3: HIGHFIELDS BUILDER BENCHMARK 70 Handicap -
1100m



25 May 2024 - 18:00

Track Rating: Good 4, Weather: Overcast, Rail Position: +3m Entire

Section	Overall	1000m	800m	600m	400m	200m							
Section Times	1:07.62 [5] (0:08.90)	0:58.72 [3] (0:11.33)	0:47.39 [3] (0:11.53)	0:35.86 [4] (0:11.72)	0:24.14 [5] (0:11.78)	0:12.36 [5] (0:12.36)							
Average Speed [km/h]	40.6	64.4	63.2	62.6	61.7	58.1							
Top Speed [km/h]	60.2	65.2	64.0	63.6	62.7	59.9							
Avg. Dist. to Rail [m]	6.1	3.5	4.6	3.5	2.3	3.8							
Avg. Stride Freq. [Hz]	2.3	2.4	2.4	2.4	2.4	2.3							
Avg. Stride Length [m]	5.0	7.3	7.4	7.3	7.2	7.0							





Horse/Jockey Name	Incomparable
Final Rank	6
Fastest Section Time (Section)	0:09.40 (Overall)
Top Speed [km/h] (Section)	64.5 (600m)
Race State	Finished



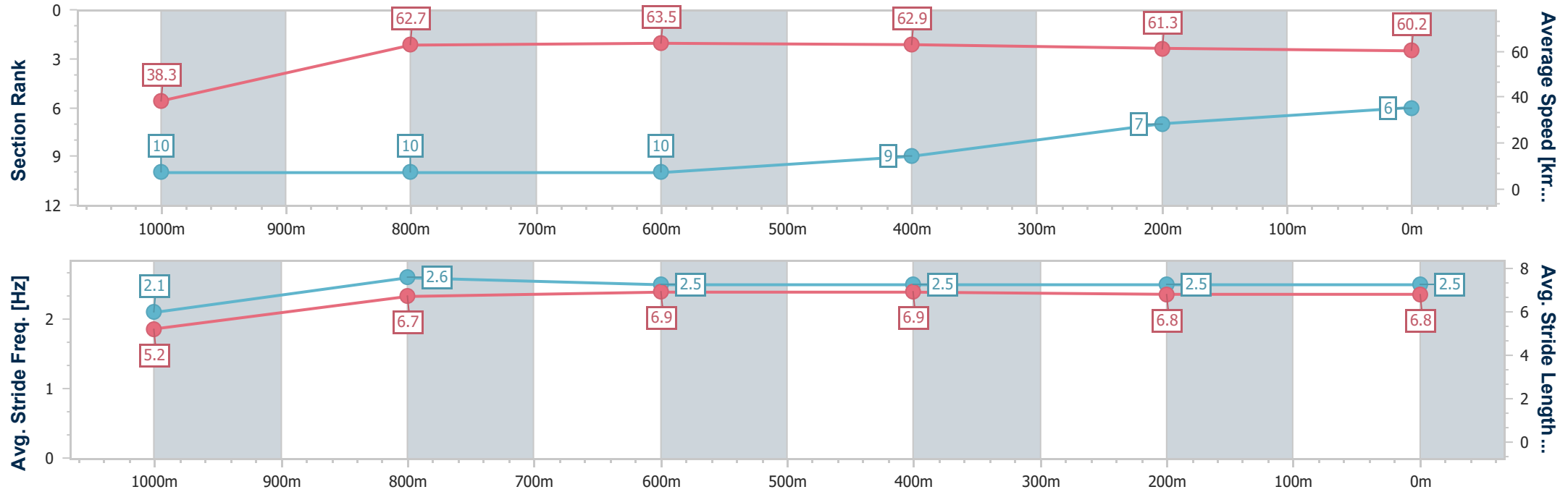
Toowoomba QLD Professional
Race 3: HIGHFIELDS BUILDER BENCHMARK 70 Handicap -
1100m



25 May 2024 - 18:00

Track Rating: Good 4, Weather: Overcast, Rail Position: +3m Entire

Section	Overall	1000m	800m	600m	400m	200m							
Section Times	1:07.68 [6] (0:09.40)	0:58.28 [10] (0:11.61)	0:46.67 [10] (0:11.40)	0:35.27 [10] (0:11.52)	0:23.75 [9] (0:11.80)	0:11.95 [7] (0:11.95)							
Average Speed [km/h]	38.3	62.7	63.5	62.9	61.3	60.2							
Top Speed [km/h]	59.6	63.5	64.2	64.5	62.1	61.9							
Avg. Dist. to Rail [m]	5.9	2.0	1.7	0.9	2.0	2.7							
Avg. Stride Freq. [Hz]	2.1	2.6	2.5	2.5	2.5	2.5							
Avg. Stride Length [m]	5.2	6.7	6.9	6.9	6.8	6.8							



- [] Ranking at each section and finish
- .-.- No data available at this section
- NA No data available



Horse/Jockey Name	Hot Or Not
Final Rank	7
Fastest Section Time (Section)	0:08.67 (Overall)
Top Speed [km/h] (Section)	64.8 (1000m)
Race State	Finished



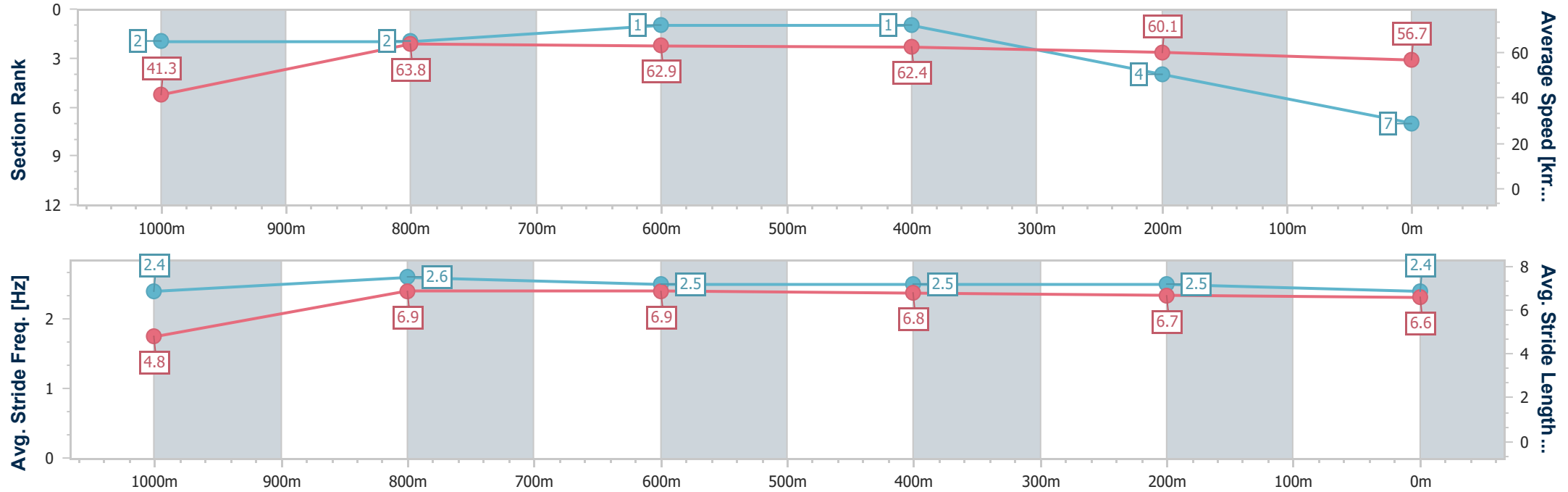
Toowoomba QLD Professional
Race 3: HIGHFIELDS BUILDER BENCHMARK 70 Handicap -
1100m



25 May 2024 - 18:00

Track Rating: Good 4, Weather: Overcast, Rail Position: +3m Entire

Section	Overall	1000m	800m	600m	400m	200m							
Section Times	1:07.77 [7] (0:08.67)	0:59.10 [2] (0:11.30)	0:47.80 [2] (0:11.47)	0:36.33 [1] (0:11.53)	0:24.80 [1] (0:12.12)	0:12.68 [4] (0:12.68)							
Average Speed [km/h]	41.3	63.8	62.9	62.4	60.1	56.7							
Top Speed [km/h]	64.6	64.8	63.0	63.8	61.6	59.3							
Avg. Dist. to Rail [m]	4.8	1.3	0.5	0.7	2.7	2.0							
Avg. Stride Freq. [Hz]	2.4	2.6	2.5	2.5	2.5	2.4							
Avg. Stride Length [m]	4.8	6.9	6.9	6.8	6.7	6.6							



- [] Ranking at each section and finish
- .-.- No data available at this section
- NA No data available



Horse/Jockey Name	Velvet Haze
Final Rank	8
Fastest Section Time (Section)	0:09.11 (Overall)
Top Speed [km/h] (Section)	64.8 (800m)
Race State	Finished



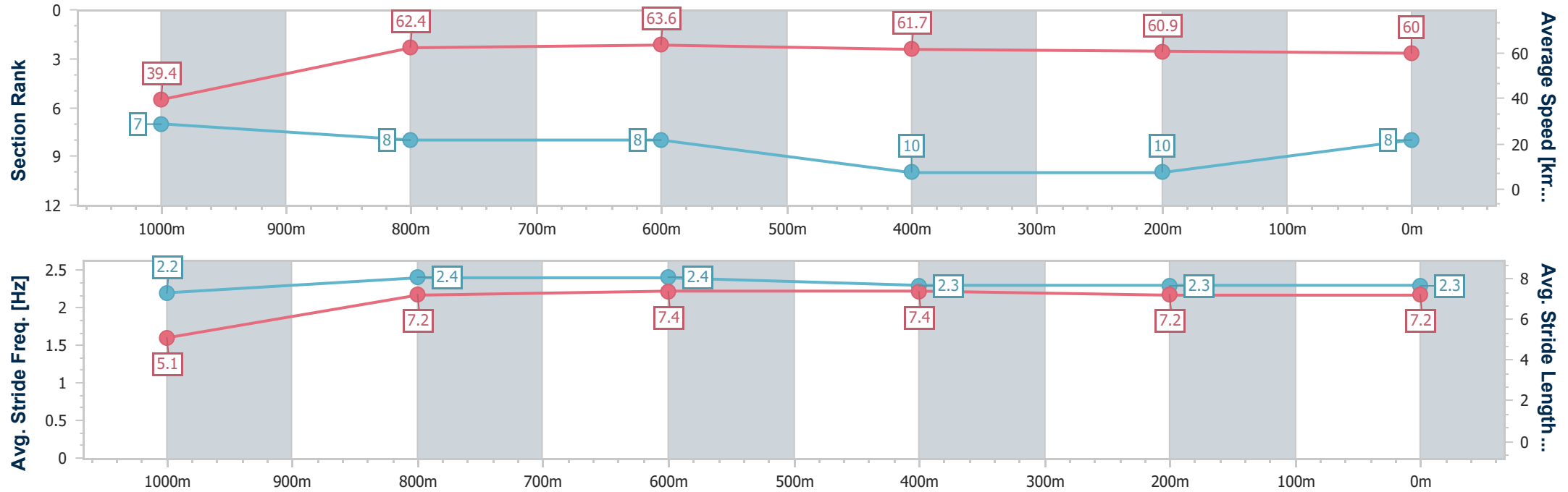
Toowoomba QLD Professional
Race 3: HIGHFIELDS BUILDER BENCHMARK 70 Handicap -
1100m



25 May 2024 - 18:00

Track Rating: Good 4, Weather: Overcast, Rail Position: +3m Entire

Section	Overall	1000m	800m	600m	400m	200m							
Section Times	1:07.88 [8] (0:09.11)	0:58.77 [7] (0:11.69)	0:47.08 [8] (0:11.45)	0:35.63 [8] (0:11.78)	0:23.85 [10] (0:11.86)	0:11.99 [10] (0:11.99)							
Average Speed [km/h]	39.4	62.4	63.6	61.7	60.9	60.0							
Top Speed [km/h]	60.4	63.4	64.8	63.1	62.2	61.0							
Avg. Dist. to Rail [m]	8.0	3.6	2.8	2.2	2.0	3.7							
Avg. Stride Freq. [Hz]	2.2	2.4	2.4	2.3	2.3	2.3							
Avg. Stride Length [m]	5.1	7.2	7.4	7.4	7.2	7.2							





Horse/Jockey Name	I Promise You
Final Rank	9
Fastest Section Time (Section)	0:09.24 (Overall)
Top Speed [km/h] (Section)	65.6 (1000m)
Race State	Finished



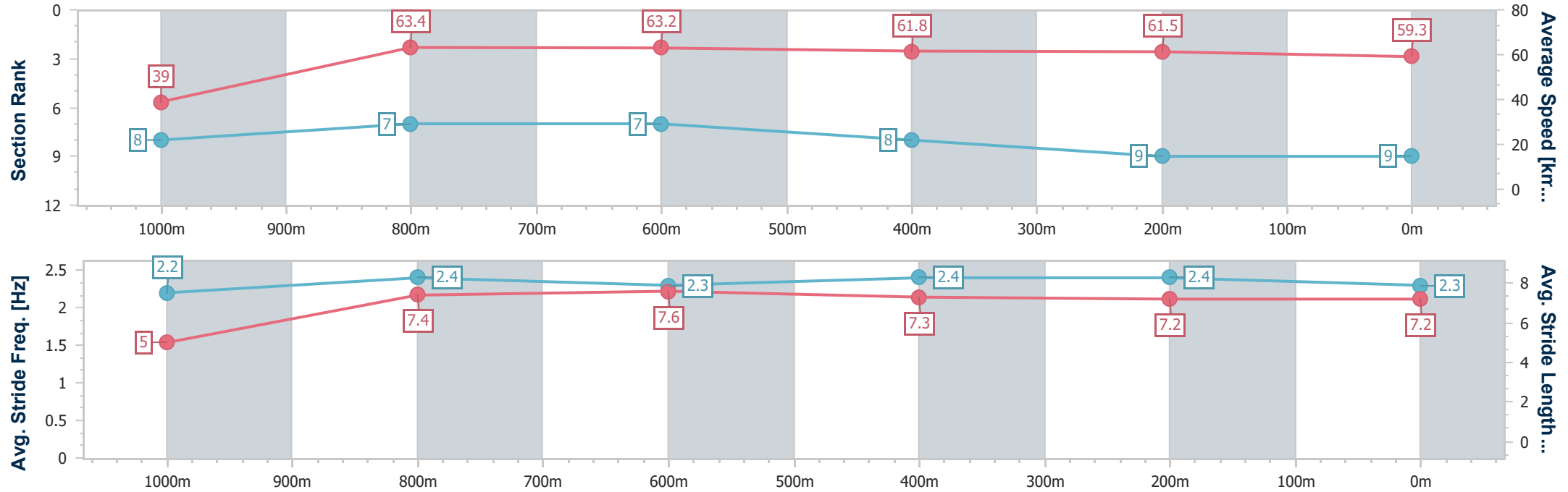
Toowoomba QLD Professional
Race 3: HIGHFIELDS BUILDER BENCHMARK 70 Handicap -
1100m



25 May 2024 - 18:00

Track Rating: Good 4, Weather: Overcast, Rail Position: +3m Entire

Section	Overall	1000m	800m	600m	400m	200m							
Section Times	1:07.94 [9] (0:09.24)	0:58.70 [8] (0:11.39)	0:47.31 [7] (0:11.41)	0:35.90 [7] (0:11.88)	0:24.02 [8] (0:11.86)	0:12.16 [9] (0:12.16)							
Average Speed [km/h]	39.0	63.4	63.2	61.8	61.5	59.3							
Top Speed [km/h]	61.6	65.6	64.5	62.9	62.4	60.5							
Avg. Dist. to Rail [m]	3.6	0.8	1.5	4.0	3.3	3.2							
Avg. Stride Freq. [Hz]	2.2	2.4	2.3	2.4	2.4	2.3							
Avg. Stride Length [m]	5.0	7.4	7.6	7.3	7.2	7.2							





Horse/Jockey Name	Rusheen
Final Rank	10
Fastest Section Time (Section)	0:08.99 (Overall)
Top Speed [km/h] (Section)	64.5 (800m)
Race State	Finished



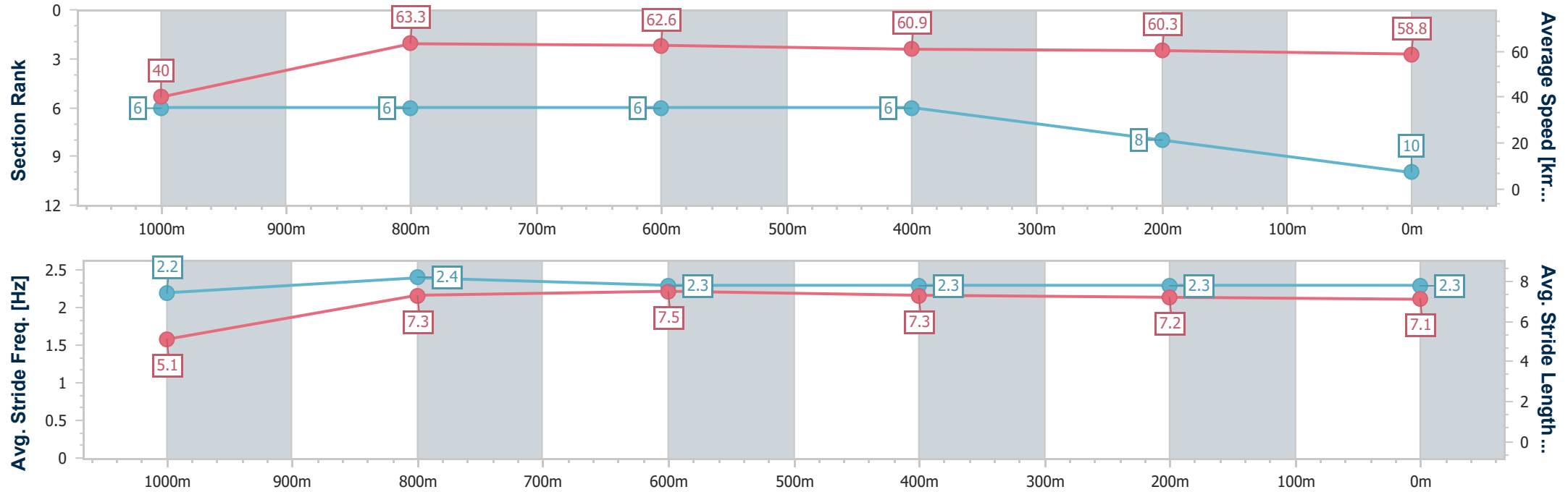
Toowoomba QLD Professional
Race 3: HIGHFIELDS BUILDER BENCHMARK 70 Handicap - 1100m



25 May 2024 - 18:00

Track Rating: Good 4, Weather: Overcast, Rail Position: +3m Entire

Section	Overall	1000m	800m	600m	400m	200m							
Section Times	1:07.99 [10] (0:08.99)	0:59.00 [6] (0:11.42)	0:47.58 [6] (0:11.49)	0:36.09 [6] (0:11.90)	0:24.19 [6] (0:11.96)	0:12.23 [8] (0:12.23)							
Average Speed [km/h]	40.0	63.3	62.6	60.9	60.3	58.8							
Top Speed [km/h]	61.6	63.9	64.5	63.2	61.0	59.9							
Avg. Dist. to Rail [m]	3.6	0.5	1.1	1.2	0.4	1.2							
Avg. Stride Freq. [Hz]	2.2	2.4	2.3	2.3	2.3	2.3							
Avg. Stride Length [m]	5.1	7.3	7.5	7.3	7.2	7.1							





Toowoomba QLD Professional

Race 4: LAWRENCE & HANSON BENCHMARK 60 Handicap - 1050m

25 May 2024 - 18:40



Track Rating: Soft 5, Weather: Raining, Rail Position: +3m Entire

Section						Overall	1000m	800m	600m	400m	200m	Last 600m	
Field Times						1:03.55 (0:05.51)	0:58.04 (0:11.31)	0:46.73 (0:11.28)	0:35.45 (0:11.51)	0:23.94 (0:11.77)	0:12.17 (0:12.17)	0:35.45	
Rank	TAB	Horse/Jockey	Barrier	Top Speed [km/h]	Fastest Section							Margin	Distance Travelled [m]
1	3	BULSARA	7	65.4	0:05.55	1:03.55 [1]	0:58.00 [3]	0:46.73 [1]	0:35.45 [1]	0:23.94 [1]	0:12.17 [1]	1:03.55	0:35.45
		Shania Willis		1000m	Overall	(0:05.55)	(0:11.27)	(0:11.28)	(0:11.51)	(0:11.77)	(0:12.17)		
2	5	NICCI DE ROSA	9	64.8	0:05.51	1:03.92 [2]	0:58.41 [1]	0:46.98 [2]	0:35.71 [2]	0:24.20 [2]	0:12.46 [2]	2L	0:35.71 -1
		Alisha Donald		1000m	Overall	(0:05.51)	(0:11.43)	(0:11.27)	(0:11.51)	(0:11.74)	(0:12.46)		
3	9	NAUGHTY WORDS	6	65.9	0:05.68	1:03.94 [3]	0:58.26 [4]	0:46.77 [4]	0:35.43 [5]	0:23.88 [4]	0:12.07 [4]	2.1L	0:35.43 -1
		Georgina Cartwright		1000m	Overall	(0:05.68)	(0:11.49)	(0:11.34)	(0:11.55)	(0:11.81)	(0:12.07)		
4	8	MONTANA LADY	3	65.8	0:06.00	1:04.03 [4]	0:58.03 [8]	0:46.54 [7]	0:35.35 [7]	0:23.78 [6]	0:12.04 [5]	2.6L	0:35.35 -1
		Nozi Tomizawa		1000m	Overall	(0:06.00)	(0:11.49)	(0:11.19)	(0:11.57)	(0:11.74)	(0:12.04)		
5	4	TEMPLEMORE	1	65.6	0:05.94	1:04.13 [5]	0:58.19 [7]	0:46.84 [5]	0:35.64 [4]	0:24.06 [5]	0:12.33 [3]	3.1L	0:35.64 -1
		Kenji Yoshida		1000m	Overall	(0:05.94)	(0:11.35)	(0:11.20)	(0:11.58)	(0:11.73)	(0:12.33)		
6	7	TALANA	8	65.6	0:05.93	1:04.14 [6]	0:58.21 [6]	0:46.47 [9]	0:35.43 [8]	0:23.67 [8]	0:12.04 [7]	3.2L	0:35.43 -1
		Jake Molloy		800m	Overall	(0:05.93)	(0:11.74)	(0:11.04)	(0:11.76)	(0:11.63)	(0:12.04)		
7	6	RUBAAHY	10	65.6	0:05.71	1:04.51 [7]	0:58.80 [5]	0:47.02 [6]	0:35.87 [6]	0:24.16 [7]	0:12.17 [9]	5.2L	0:35.87 +7
		Montanna Savva		800m	Overall	(0:05.71)	(0:11.78)	(0:11.15)	(0:11.71)	(0:11.99)	(0:12.17)		
8	2	RIVER DANZKA	4	64.2	0:06.10	1:04.53 [8]	0:58.43 [10]	0:46.79 [10]	0:35.42 [10]	0:23.87 [9]	0:12.20 [8]	5.3L	0:35.42 +0
		Dylan Bennett		1000m	Overall	(0:06.10)	(0:11.64)	(0:11.37)	(0:11.55)	(0:11.67)	(0:12.20)		
9	12	SUPER EXCEPTIONAL	2	66.3	0:06.05	1:04.86 [9]	0:58.81 [9]	0:47.29 [8]	0:36.07 [9]	0:24.19 [10]	0:12.36 [10]	7.1L	0:36.07 +0
		Savannah McCann		1000m	Overall	(0:06.05)	(0:11.52)	(0:11.22)	(0:11.88)	(0:11.83)	(0:12.36)		
10	11	MAGIC TALENT	11	65.9	0:05.52	1:05.12 [10]	0:59.60 [2]	0:48.07 [3]	0:36.83 [3]	0:25.17 [3]	0:13.04 [6]	8.6L	0:36.83 +6
		Madeleine Wishart		1000m	Overall	(0:05.52)	(0:11.53)	(0:11.24)	(0:11.66)	(0:12.13)	(0:13.04)		

Scratched: Mr Encore (#1), Smiling Zac (#10)



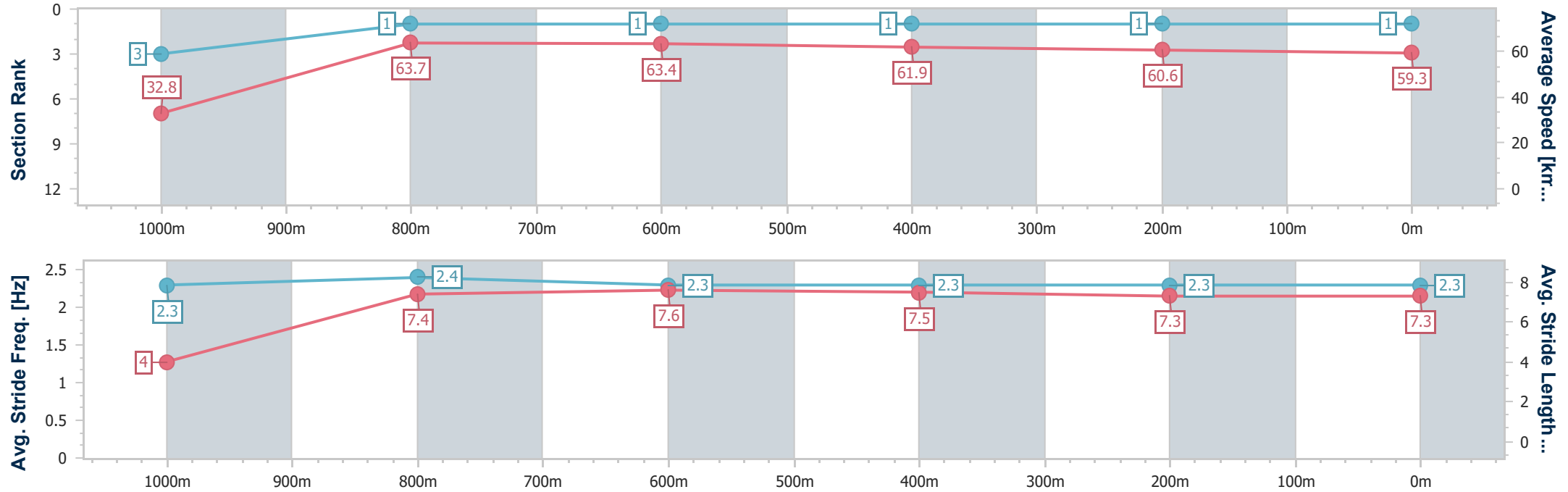
Horse/Jockey Name	Bulsara
Final Rank	1
Fastest Section Time (Section)	0:05.55 (Overall)
Top Speed [km/h] (Section)	65.4 (1000m)
Race State	Finished



Toowoomba QLD Professional
Race 4: LAWRENCE & HANSON BENCHMARK 60 Handicap - 1050m
25 May 2024 - 18:40
Track Rating: Soft 5, Weather: Raining, Rail Position: +3m Entire



Section	Overall	1000m	800m	600m	400m	200m							
Section Times	1:03.55 [1] (0:05.55)	0:58.00 [3] (0:11.27)	0:46.73 [1] (0:11.28)	0:35.45 [1] (0:11.51)	0:23.94 [1] (0:11.77)	0:12.17 [1] (0:12.17)							
Average Speed [km/h]	32.8	63.7	63.4	61.9	60.6	59.3							
Top Speed [km/h]	58.7	65.4	63.8	63.5	61.5	60.5							
Avg. Dist. to Rail [m]	4.3	1.6	2.1	1.6	1.4	0.3							
Avg. Stride Freq. [Hz]	2.3	2.4	2.3	2.3	2.3	2.3							
Avg. Stride Length [m]	4.0	7.4	7.6	7.5	7.3	7.3							



[] Ranking at each section and finish
- - - - No data available at this section
NA No data available



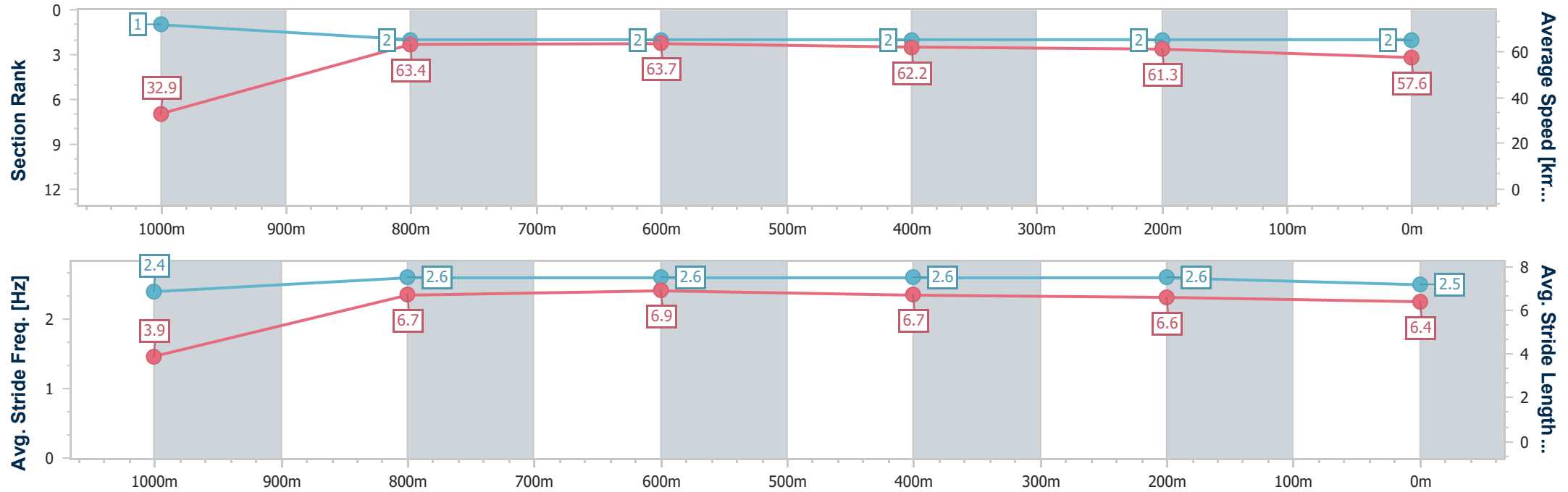
Horse/Jockey Name	Nicci De Rosa
Final Rank	2
Fastest Section Time (Section)	0:05.51 (Overall)
Top Speed [km/h] (Section)	64.8 (1000m)
Race State	Finished



Toowoomba QLD Professional
Race 4: LAWRENCE & HANSON BENCHMARK 60 Handicap - 1050m
25 May 2024 - 18:40
Track Rating: Soft 5, Weather: Raining, Rail Position: +3m Entire



Section	Overall	1000m	800m	600m	400m	200m							
Section Times	1:03.92 [2] (0:05.51)	0:58.41 [1] (0:11.43)	0:46.98 [2] (0:11.27)	0:35.71 [2] (0:11.51)	0:24.20 [2] (0:11.74)	0:12.46 [2] (0:12.46)							
Average Speed [km/h]	32.9	63.4	63.7	62.2	61.3	57.6							
Top Speed [km/h]	57.7	64.8	64.4	64.3	62.0	60.2							
Avg. Dist. to Rail [m]	7.3	3.3	0.4	0.7	0.6	0.7							
Avg. Stride Freq. [Hz]	2.4	2.6	2.6	2.6	2.6	2.5							
Avg. Stride Length [m]	3.9	6.7	6.9	6.7	6.6	6.4							





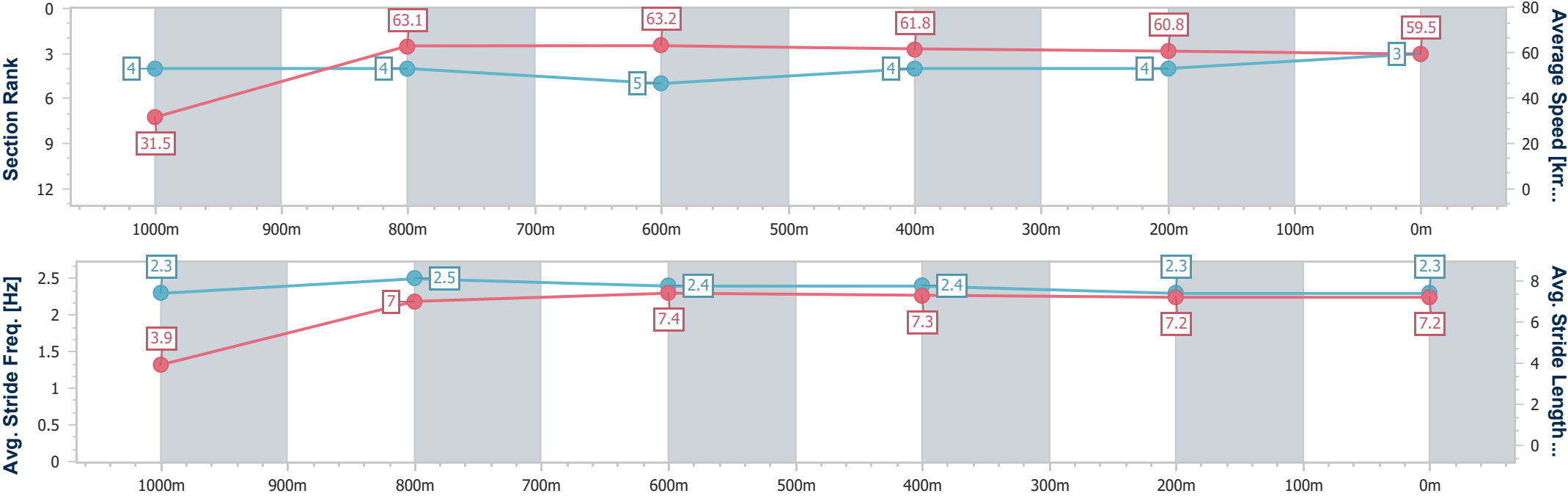
Horse/Jockey Name	Naughty Words
Final Rank	3
Fastest Section Time (Section)	0:05.68 (Overall)
Top Speed [km/h] (Section)	65.9 (1000m)
Race State	Finished



Toowoomba QLD Professional
Race 4: LAWRENCE & HANSON BENCHMARK 60 Handicap - 1050m
25 May 2024 - 18:40
Track Rating: Soft 5, Weather: Raining, Rail Position: +3m Entire



Section	Overall	1000m	800m	600m	400m	200m							
Section Times	1:03.94 [3] (0:05.68)	0:58.26 [4] (0:11.49)	0:46.77 [4] (0:11.34)	0:35.43 [5] (0:11.55)	0:23.88 [4] (0:11.81)	0:12.07 [4] (0:12.07)							
Average Speed [km/h]	31.5	63.1	63.2	61.8	60.8	59.5							
Top Speed [km/h]	56.7	65.9	63.8	63.4	61.9	60.7							
Avg. Dist. to Rail [m]	3.8	2.4	1.5	1.6	1.1	2.3							
Avg. Stride Freq. [Hz]	2.3	2.5	2.4	2.4	2.3	2.3							
Avg. Stride Length [m]	3.9	7.0	7.4	7.3	7.2	7.2							





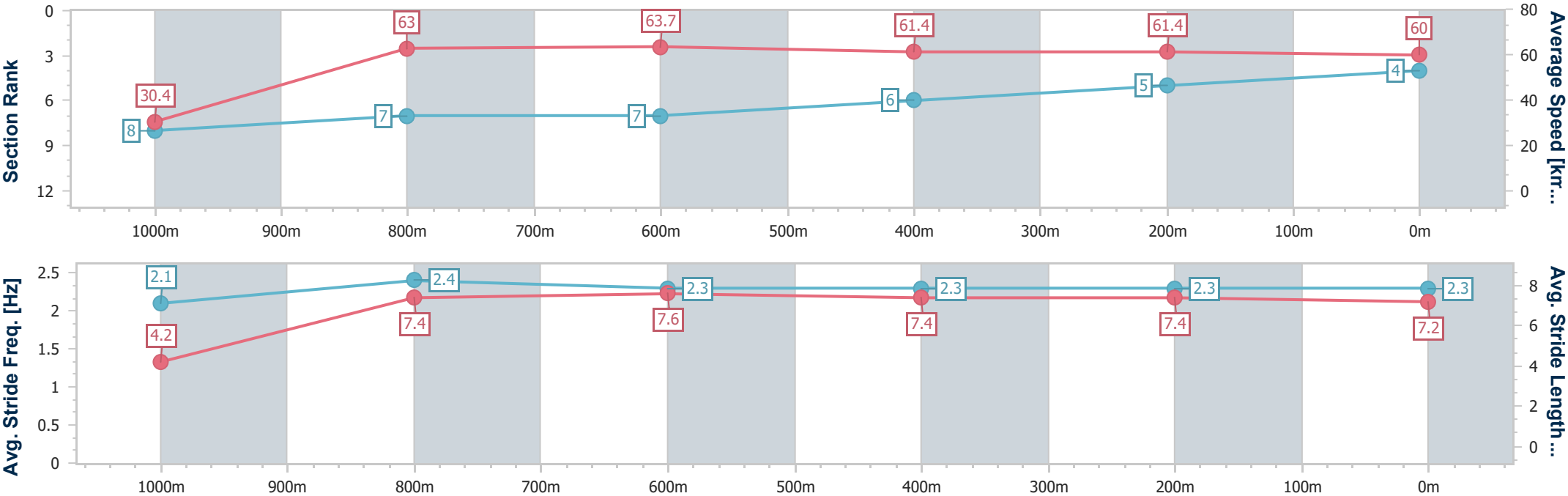
Horse/Jockey Name	Montana Lady
Final Rank	4
Fastest Section Time (Section)	0:06.00 (Overall)
Top Speed [km/h] (Section)	65.8 (1000m)
Race State	Finished



Toowoomba QLD Professional
Race 4: LAWRENCE & HANSON BENCHMARK 60 Handicap - 1050m
25 May 2024 - 18:40
Track Rating: Soft 5, Weather: Raining, Rail Position: +3m Entire



Section	Overall	1000m	800m	600m	400m	200m							
Section Times	1:04.03 [4] (0:06.00)	0:58.03 [8] (0:11.49)	0:46.54 [7] (0:11.19)	0:35.35 [7] (0:11.57)	0:23.78 [6] (0:11.74)	0:12.04 [5] (0:12.04)							
Average Speed [km/h]	30.4	63.0	63.7	61.4	61.4	60.0							
Top Speed [km/h]	55.9	65.8	65.8	63.7	62.0	60.6							
Avg. Dist. to Rail [m]	2.2	1.8	2.4	2.2	2.2	5.3							
Avg. Stride Freq. [Hz]	2.1	2.4	2.3	2.3	2.3	2.3							
Avg. Stride Length [m]	4.2	7.4	7.6	7.4	7.4	7.2							





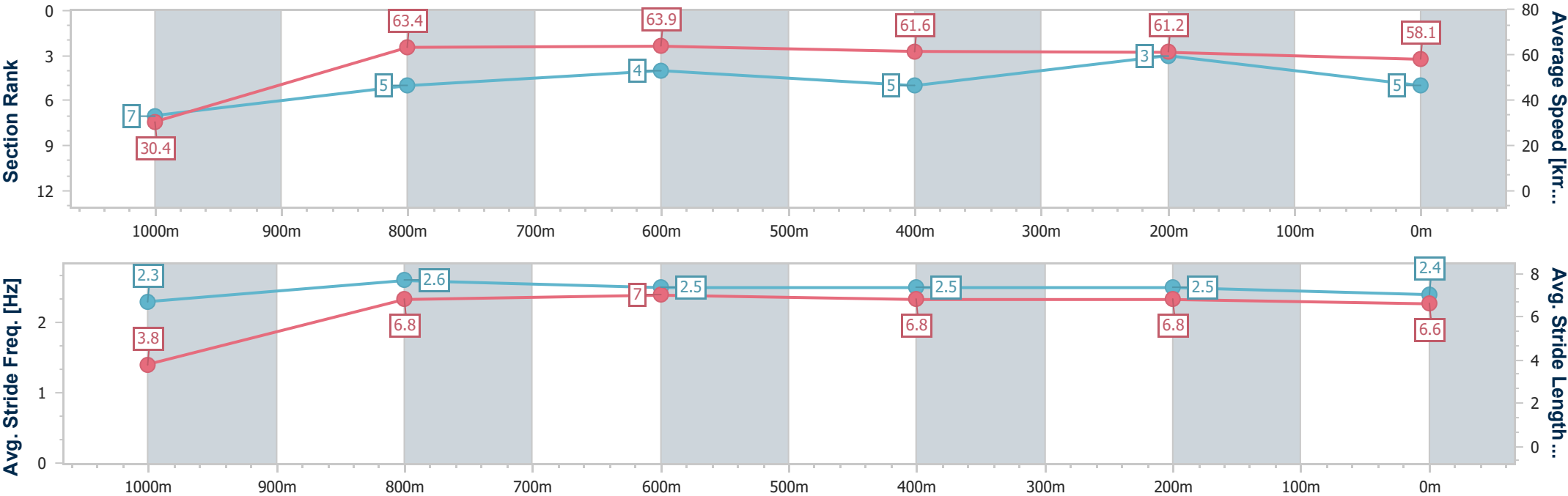
Horse/Jockey Name	Templemore
Final Rank	5
Fastest Section Time (Section)	0:05.94 (Overall)
Top Speed [km/h] (Section)	65.6 (1000m)
Race State	Finished



Toowoomba QLD Professional
Race 4: LAWRENCE & HANSON BENCHMARK 60 Handicap - 1050m
25 May 2024 - 18:40
Track Rating: Soft 5, Weather: Raining, Rail Position: +3m Entire



Section	Overall	1000m	800m	600m	400m	200m							
Section Times	1:04.13 [5] (0:05.94)	0:58.19 [7] (0:11.35)	0:46.84 [5] (0:11.20)	0:35.64 [4] (0:11.58)	0:24.06 [5] (0:11.73)	0:12.33 [3] (0:12.33)							
Average Speed [km/h]	30.4	63.4	63.9	61.6	61.2	58.1							
Top Speed [km/h]	57.4	65.6	64.7	63.5	61.9	60.1							
Avg. Dist. to Rail [m]	1.2	0.9	2.0	1.4	1.0	0.6							
Avg. Stride Freq. [Hz]	2.3	2.6	2.5	2.5	2.5	2.4							
Avg. Stride Length [m]	3.8	6.8	7.0	6.8	6.8	6.6							





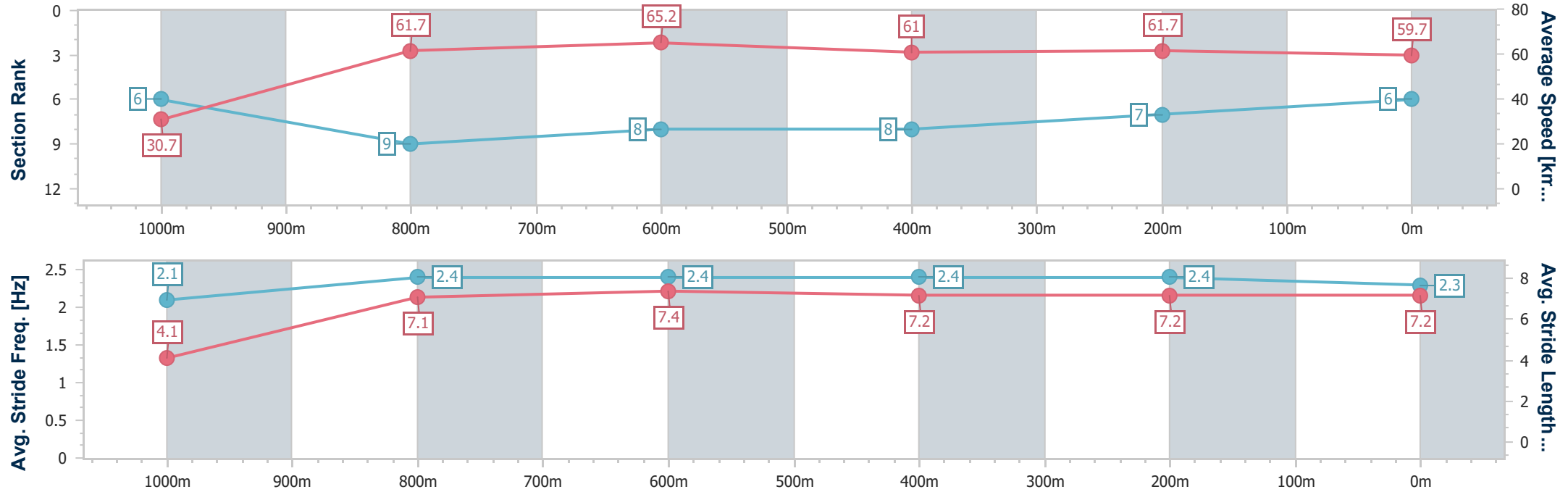
Horse/Jockey Name	Talana
Final Rank	6
Fastest Section Time (Section)	0:05.93 (Overall)
Top Speed [km/h] (Section)	65.6 (800m)
Race State	Finished



Toowoomba QLD Professional
Race 4: LAWRENCE & HANSON BENCHMARK 60 Handicap - 1050m
25 May 2024 - 18:40
Track Rating: Soft 5, Weather: Raining, Rail Position: +3m Entire



Section	Overall	1000m	800m	600m	400m	200m							
Section Times	1:04.14 [6] (0:05.93)	0:58.21 [6] (0:11.74)	0:46.47 [9] (0:11.04)	0:35.43 [8] (0:11.76)	0:23.67 [8] (0:11.63)	0:12.04 [7] (0:12.04)							
Average Speed [km/h]	30.7	61.7	65.2	61.0	61.7	59.7							
Top Speed [km/h]	55.9	63.7	65.6	63.6	62.9	62.6							
Avg. Dist. to Rail [m]	5.4	2.9	0.6	0.6	1.2	0.3							
Avg. Stride Freq. [Hz]	2.1	2.4	2.4	2.4	2.4	2.3							
Avg. Stride Length [m]	4.1	7.1	7.4	7.2	7.2	7.2							



[] Ranking at each section and finish
- - - - No data available at this section
NA No data available



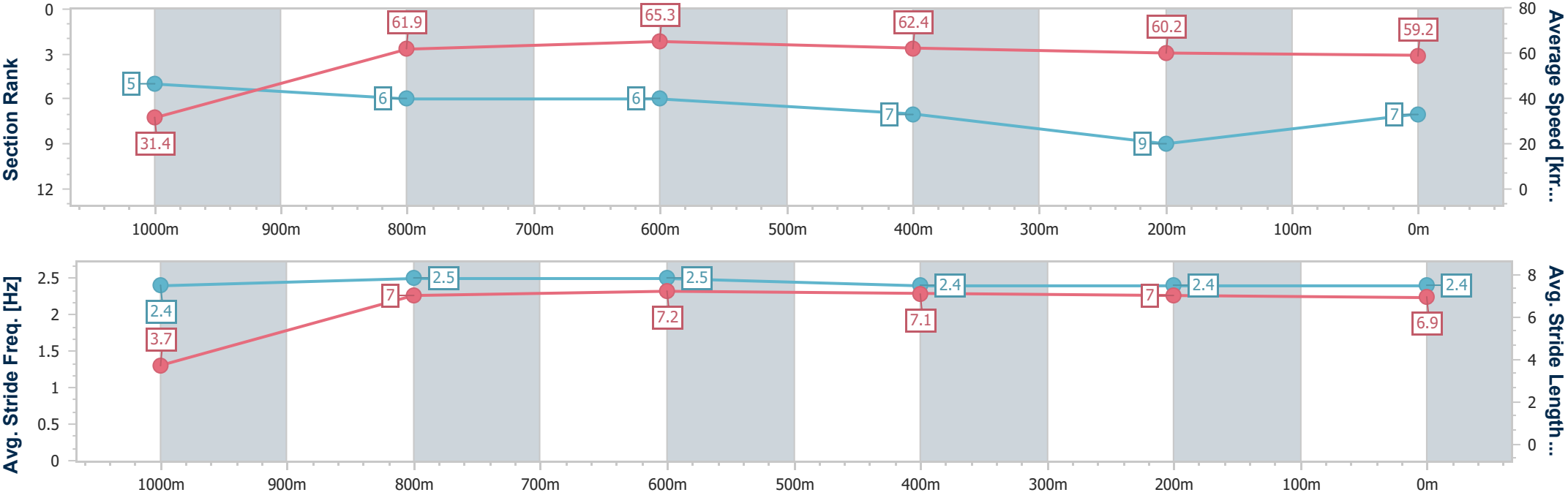
Horse/Jockey Name	Rubaahy
Final Rank	7
Fastest Section Time (Section)	0:05.71 (Overall)
Top Speed [km/h] (Section)	65.6 (800m)
Race State	Finished



Toowoomba QLD Professional
Race 4: LAWRENCE & HANSON BENCHMARK 60 Handicap - 1050m
25 May 2024 - 18:40
Track Rating: Soft 5, Weather: Raining, Rail Position: +3m Entire



Section	Overall	1000m	800m	600m	400m	200m							
Section Times	1:04.51 [7] (0:05.71)	0:58.80 [5] (0:11.78)	0:47.02 [6] (0:11.15)	0:35.87 [6] (0:11.71)	0:24.16 [7] (0:11.99)	0:12.17 [9] (0:12.17)							
Average Speed [km/h]	31.4	61.9	65.3	62.4	60.2	59.2							
Top Speed [km/h]	55.7	64.0	65.6	64.3	61.4	59.8							
Avg. Dist. to Rail [m]	8.1	4.9	2.7	2.6	2.3	3.9							
Avg. Stride Freq. [Hz]	2.4	2.5	2.5	2.4	2.4	2.4							
Avg. Stride Length [m]	3.7	7.0	7.2	7.1	7.0	6.9							





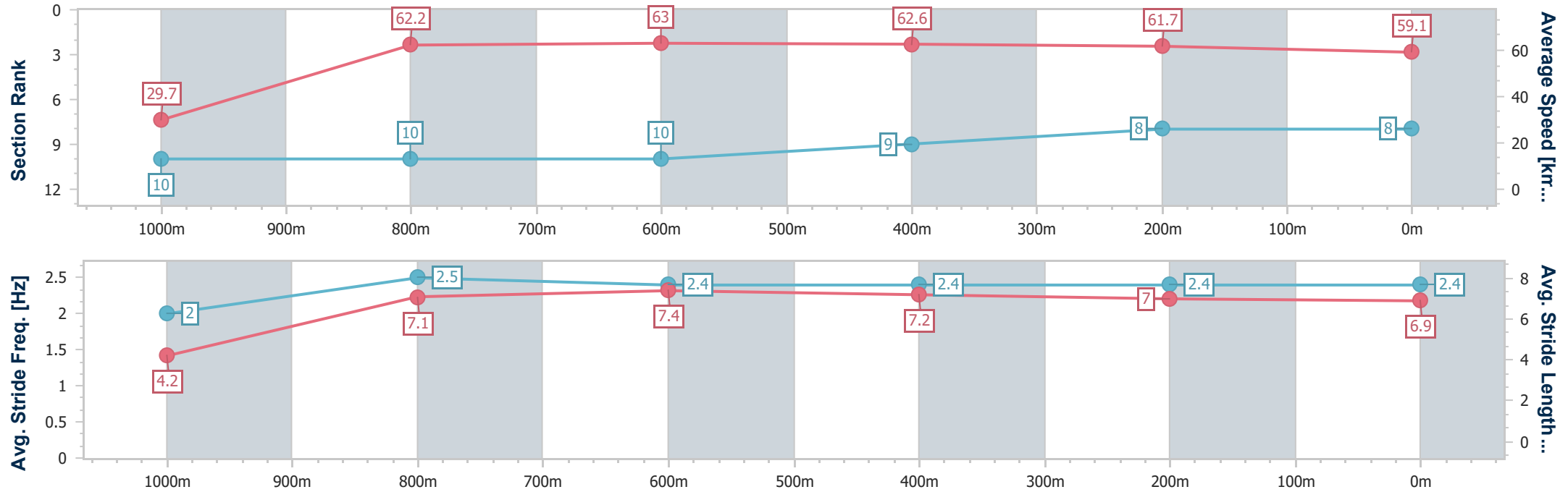
Horse/Jockey Name	River Danzka
Final Rank	8
Fastest Section Time (Section)	0:06.10 (Overall)
Top Speed [km/h] (Section)	64.2 (1000m)
Race State	Finished



Toowoomba QLD Professional
Race 4: LAWRENCE & HANSON BENCHMARK 60 Handicap - 1050m
25 May 2024 - 18:40
Track Rating: Soft 5, Weather: Raining, Rail Position: +3m Entire



Section	Overall	1000m	800m	600m	400m	200m							
Section Times	1:04.53 [8] (0:06.10)	0:58.43 [10] (0:11.64)	0:46.79 [10] (0:11.37)	0:35.42 [10] (0:11.55)	0:23.87 [9] (0:11.67)	0:12.20 [8] (0:12.20)							
Average Speed [km/h]	29.7	62.2	63.0	62.6	61.7	59.1							
Top Speed [km/h]	58.1	64.2	64.1	63.7	62.9	61.3							
Avg. Dist. to Rail [m]	2.6	1.5	0.5	0.4	0.9	0.9							
Avg. Stride Freq. [Hz]	2.0	2.5	2.4	2.4	2.4	2.4							
Avg. Stride Length [m]	4.2	7.1	7.4	7.2	7.0	6.9							



[] Ranking at each section and finish
-.-.- No data available at this section
NA No data available



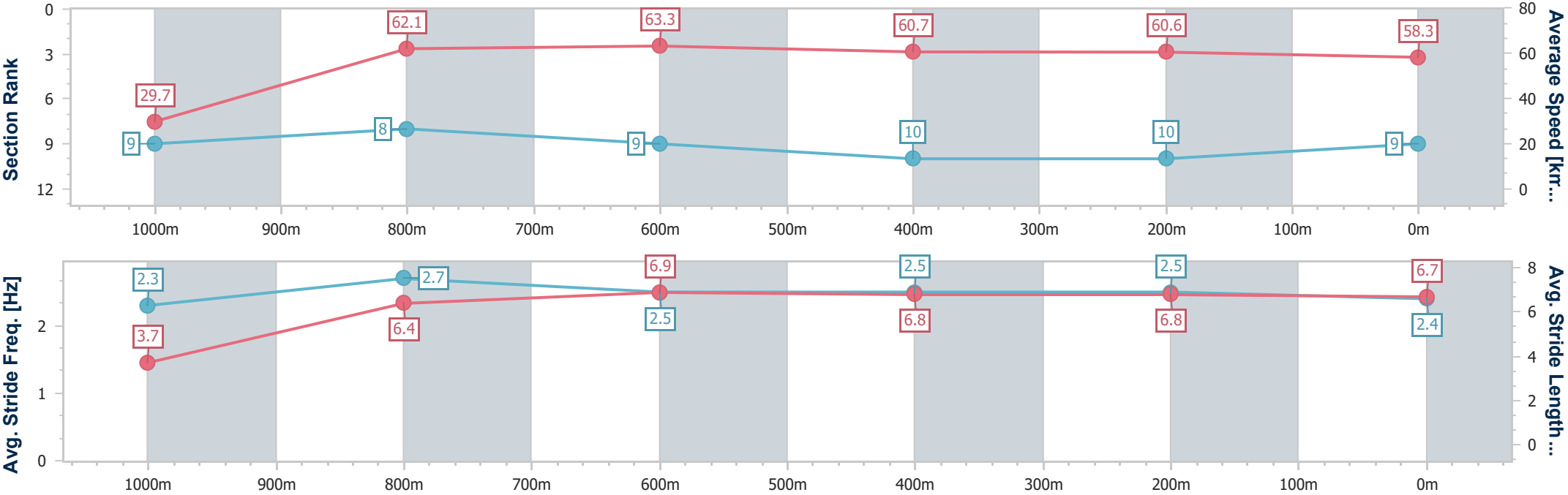
Horse/Jockey Name	Super Exceptional
Final Rank	9
Fastest Section Time (Section)	0:06.05 (Overall)
Top Speed [km/h] (Section)	66.3 (1000m)
Race State	Finished



Toowoomba QLD Professional
Race 4: LAWRENCE & HANSON BENCHMARK 60 Handicap - 1050m
25 May 2024 - 18:40
Track Rating: Soft 5, Weather: Raining, Rail Position: +3m Entire



Section	Overall	1000m	800m	600m	400m	200m							
Section Times	1:04.86 [9] (0:06.05)	0:58.81 [9] (0:11.52)	0:47.29 [8] (0:11.22)	0:36.07 [9] (0:11.88)	0:24.19 [10] (0:11.83)	0:12.36 [10] (0:12.36)							
Average Speed [km/h]	29.7	62.1	63.3	60.7	60.6	58.3							
Top Speed [km/h]	59.2	66.3	63.9	62.6	61.9	60.8							
Avg. Dist. to Rail [m]	1.3	2.1	3.5	0.9	0.5	0.9							
Avg. Stride Freq. [Hz]	2.3	2.7	2.5	2.5	2.5	2.4							
Avg. Stride Length [m]	3.7	6.4	6.9	6.8	6.8	6.7							





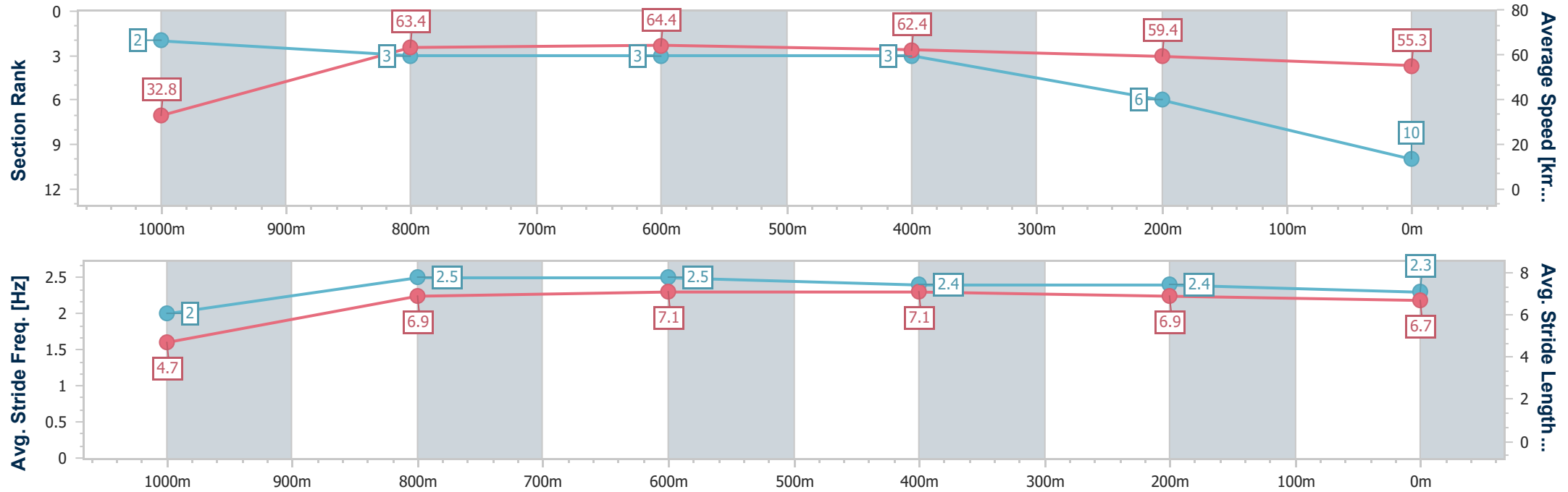
Horse/Jockey Name	Magic Talent
Final Rank	10
Fastest Section Time (Section)	0:05.52 (Overall)
Top Speed [km/h] (Section)	65.9 (1000m)
Race State	Finished



Toowoomba QLD Professional
Race 4: LAWRENCE & HANSON BENCHMARK 60 Handicap - 1050m
25 May 2024 - 18:40
Track Rating: Soft 5, Weather: Raining, Rail Position: +3m Entire



Section	Overall	1000m	800m	600m	400m	200m								
Section Times	1:05.12 [10] (0:05.52)	0:59.60 [2] (0:11.53)	0:48.07 [3] (0:11.24)	0:36.83 [3] (0:11.66)	0:25.17 [3] (0:12.13)	0:13.04 [6] (0:13.04)								
Average Speed [km/h]	32.8	63.4	64.4	62.4	59.4	55.3								
Top Speed [km/h]	56.7	65.9	65.1	64.0	61.6	58.4								
Avg. Dist. to Rail [m]	11.4	7.0	2.2	1.9	1.7	2.7								
Avg. Stride Freq. [Hz]	2.0	2.5	2.5	2.4	2.4	2.3								
Avg. Stride Length [m]	4.7	6.9	7.1	7.1	6.9	6.7								





Toowoomba QLD Professional
Race 5: MORT & CO Class 2 Handicap - 1625m
25 May 2024 - 19:15



Track Rating: Soft 5, Weather: Showers, Rail Position: +3m Entire

Section						Overall	1400m	1200m	1000m	800m	600m	400m	Last 600m		
Field Times						1:40.55 (0:15.84)	1:24.71 (0:11.85)	1:12.86 (0:12.46)	1:00.40 (0:12.51)	0:47.89 (0:12.14)	0:35.75 (0:12.05)	0:23.70 (0:11.97)	0:35.75		
Rank	TAB	Horse/Jockey	Barrier	Top Speed [km/h]	Fastest Section										Distance Travelled [m]
1	2	PANNIER	6	63.9	0:11.73	1:40.55 [1]	1:24.54 [3]	1:12.56 [3]	1:00.12 [3]	0:47.53 [3]	0:35.45 [3]	0:23.53 [3]	0:35.45		
		Georgina Cartwright		Overall	200m	(0:16.01)	(0:11.98)	(0:12.44)	(0:12.59)	(0:12.08)	(0:11.92)	(0:11.80)			
2	4	CAPE CRUSADER	2	64.1	0:11.61	1:40.86 [2]	1:24.73 [4]	1:12.58 [5]	1:00.10 [5]	0:47.47 [5]	0:35.33 [5]	0:23.44 [4]	0:35.33	-2	
		Dylan Bennett		Overall	400m	(0:16.13)	(0:12.15)	(0:12.48)	(0:12.63)	(0:12.14)	(0:11.89)	(0:11.61)			
3	8	JUBILANT	11	65.3	0:11.95	1:41.47 [3]	1:25.63 [1]	1:13.68 [2]	1:01.22 [2]	0:48.67 [2]	0:36.57 [2]	0:24.57 [2]	0:36.57	-3	
		Wayne O'Connell		Overall	1400m	(0:15.84)	(0:11.95)	(0:12.46)	(0:12.55)	(0:12.10)	(0:12.00)	(0:12.04)			
4	5	POWER PACK	5	66.1	0:11.68	1:41.83 [4]	1:25.82 [2]	1:14.14 [1]	1:01.68 [1]	0:49.17 [1]	0:37.03 [1]	0:24.98 [1]	0:37.03	-12	
		Alisha Donald		Overall	1400m	(0:16.01)	(0:11.68)	(0:12.46)	(0:12.51)	(0:12.14)	(0:12.05)	(0:12.13)			
5	10	MANTINELLO	1	63.2	0:11.85	1:42.01 [5]	1:25.65 [6]	1:13.80 [4]	1:01.36 [4]	0:48.95 [4]	0:36.78 [4]	0:24.58 [5]	0:36.78	-12	
		Emily Lang		Overall	1400m	(0:16.36)	(0:11.85)	(0:12.44)	(0:12.41)	(0:12.17)	(0:12.20)	(0:11.97)			
6	7	SUPER FAIR	10	63.5	0:11.96	1:42.31 [6]	1:25.75 [8]	1:13.79 [7]	1:01.25 [7]	0:48.61 [7]	0:36.51 [7]	0:24.36 [6]	0:36.51	-11	
		Adin Thompson		Overall	1400m	(0:16.56)	(0:11.96)	(0:12.54)	(0:12.64)	(0:12.10)	(0:12.15)	(0:11.98)			
7	1	DEL CAMPO	12	65.0	0:12.05	1:43.12 [7]	1:26.79 [5]	1:14.74 [6]	1:02.20 [6]	0:49.45 [6]	0:37.39 [6]	0:25.09 [7]	0:37.39	+3	
		Kenji Yoshida		Overall	1400m	(0:16.33)	(0:12.05)	(0:12.54)	(0:12.75)	(0:12.06)	(0:12.30)	(0:12.27)			
8	6	UNTAMED SPIRIT	13	63.8	0:11.97	1:43.31 [8]	1:26.44 [9]	1:14.47 [9]	1:01.99 [9]	0:49.38 [8]	0:37.29 [9]	0:25.06 [8]	0:37.29	-7	
		Nozi Tomizawa		Overall	1400m	(0:16.87)	(0:11.97)	(0:12.48)	(0:12.61)	(0:12.09)	(0:12.23)	(0:12.33)			
9	9	GLIDE ON BY	4	63.9	0:11.98	1:43.66 [9]	1:27.12 [7]	1:15.14 [8]	1:02.47 [8]	0:49.72 [9]	0:37.68 [8]	0:25.30 [9]	0:37.68	+0	
		Madeleine Wishart		Overall	1400m	(0:16.54)	(0:11.98)	(0:12.67)	(0:12.75)	(0:12.04)	(0:12.38)	(0:12.54)			

Scratched: Anyway You Want It (#3), Whistlin' Ruler (#12), Press Lightly (#11), Aquarius (#13)



Toowoomba QLD Professional
Race 5: MORT & CO Class 2 Handicap - 1625m
25 May 2024 - 19:15



Track Rating: Soft 5, Weather: Showers, Rail Position: +3m Entire

Section Field Times				200m 0:11.73 (0:11.73)				Last 600m 0:35.75	
Rank	TAB	Horse/Jockey	Barrier	Top Speed [km/h]	Fastest Section	Margin		Distance Travelled [m]	
1	2	PANNIER	6	63.9	0:11.73	0:11.73 [1]	1:40.55	0:35.45	
		Georgina Cartwright		Overall	200m	(0:11.73)			
2	4	CAPE CRUSADER	2	64.1	0:11.61	0:11.83 [4]	1.8L	0:35.33	-2
		Dylan Bennett		Overall	400m	(0:11.83)			
3	8	JUBILANT	11	65.3	0:11.95	0:12.53 [2]	5.3L	0:36.57	-3
		Wayne O'Connell		Overall	1400m	(0:12.53)			
4	5	POWER PACK	5	66.1	0:11.68	0:12.85 [3]	7.3L	0:37.03	-12
		Alisha Donald		Overall	1400m	(0:12.85)			
5	10	MANTINELLO	1	63.2	0:11.85	0:12.61 [5]	8.3L	0:36.78	-12
		Emily Lang		Overall	1400m	(0:12.61)			
6	7	SUPER FAIR	10	63.5	0:11.96	0:12.38 [6]	10.1L	0:36.51	-11
		Adin Thompson		Overall	1400m	(0:12.38)			
7	1	DEL CAMPO	12	65.0	0:12.05	0:12.82 [7]	14.9L	0:37.39	+3
		Kenji Yoshida		Overall	1400m	(0:12.82)			
8	6	UNTAMED SPIRIT	13	63.8	0:11.97	0:12.73 [8]	15.9L	0:37.29	-7
		Nozi Tomizawa		Overall	1400m	(0:12.73)			
9	9	GLIDE ON BY	4	63.9	0:11.98	0:12.76 [9]	17.9L	0:37.68	+0
		Madeleine Wishart		Overall	1400m	(0:12.76)			

Scratched: Anyway You Want It (#3), Whistlin' Ruler (#12), Press Lightly (#11), Aquarius (#13)



Horse/Jockey Name	Pannier
Final Rank	1
Fastest Section Time (Section)	0:11.73 (200m)
Top Speed [km/h] (Section)	63.9 (Overall)
Race State	Finished



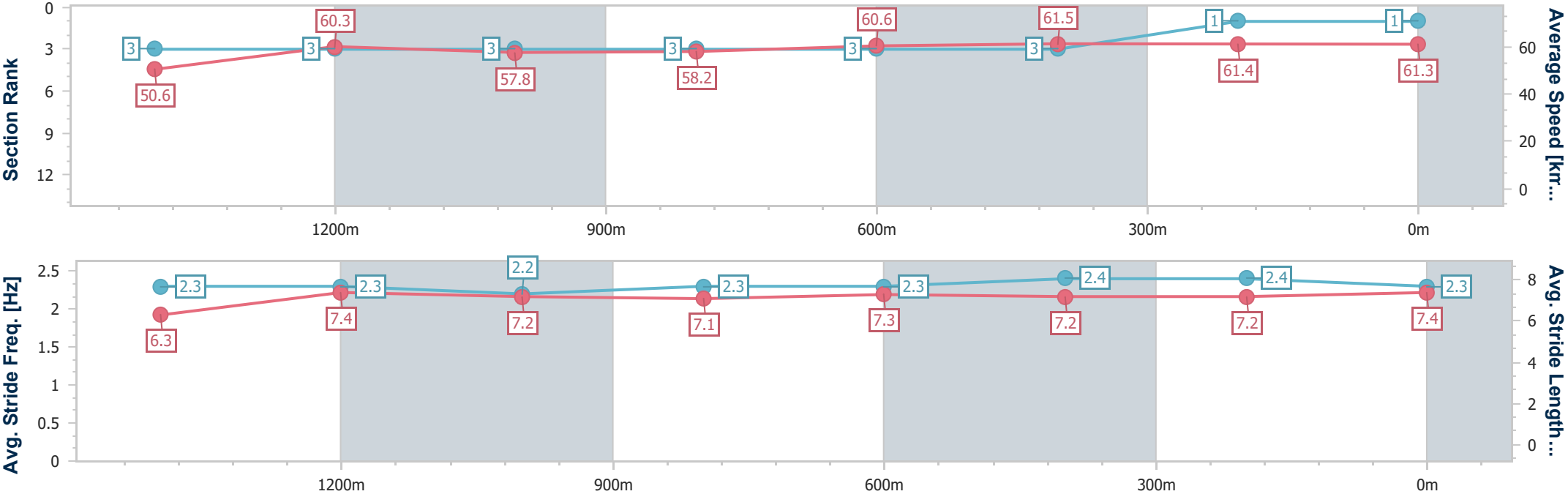
Toowoomba QLD Professional
Race 5: MORT & CO Class 2 Handicap - 1625m



25 May 2024 - 19:15

Track Rating: Soft 5, Weather: Showers, Rail Position: +3m Entire

Section	Overall	1400m	1200m	1000m	800m	600m	400m	200m					
Section Times	1:40.55 [1] (0:16.01)	1:24.54 [3] (0:11.98)	1:12.56 [3] (0:12.44)	1:00.12 [3] (0:12.59)	0:47.53 [3] (0:12.08)	0:35.45 [3] (0:11.92)	0:23.53 [3] (0:11.80)	0:11.73 [1] (0:11.73)					
Average Speed [km/h]	50.6	60.3	57.8	58.2	60.6	61.5	61.4	61.3					
Top Speed [km/h]	63.9	62.6	59.4	60.0	62.5	62.7	63.1	61.8					
Avg. Dist. to Rail [m]	3.4	0.5	2.6	4.0	4.6	3.7	1.9	0.7					
Avg. Stride Freq. [Hz]	2.3	2.3	2.2	2.3	2.3	2.4	2.4	2.3					
Avg. Stride Length [m]	6.3	7.4	7.2	7.1	7.3	7.2	7.2	7.4					





Horse/Jockey Name	Cape Crusader
Final Rank	2
Fastest Section Time (Section)	0:11.61 (400m)
Top Speed [km/h] (Section)	64.1 (Overall)
Race State	Finished



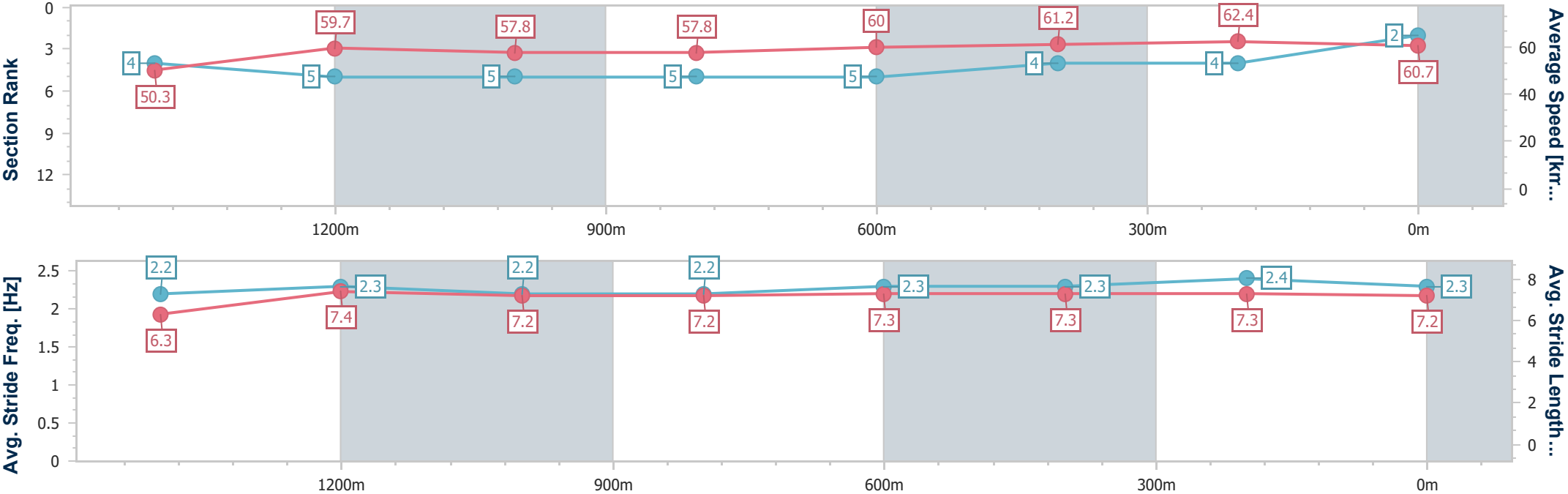
Toowoomba QLD Professional
Race 5: MORT & CO Class 2 Handicap - 1625m



25 May 2024 - 19:15

Track Rating: Soft 5, Weather: Showers, Rail Position: +3m Entire

Section	Overall	1400m	1200m	1000m	800m	600m	400m	200m					
Section Times	1:40.86 [2] (0:16.13)	1:24.73 [4] (0:12.15)	1:12.58 [5] (0:12.48)	1:00.10 [5] (0:12.63)	0:47.47 [5] (0:12.14)	0:35.33 [5] (0:11.89)	0:23.44 [4] (0:11.61)	0:11.83 [4] (0:11.83)					
Average Speed [km/h]	50.3	59.7	57.8	57.8	60.0	61.2	62.4	60.7					
Top Speed [km/h]	64.1	61.6	59.2	60.4	60.8	63.4	63.4	61.6					
Avg. Dist. to Rail [m]	1.6	1.4	2.1	3.1	3.4	2.7	1.0	2.2					
Avg. Stride Freq. [Hz]	2.2	2.3	2.2	2.2	2.3	2.3	2.4	2.3					
Avg. Stride Length [m]	6.3	7.4	7.2	7.2	7.3	7.3	7.3	7.2					





Horse/Jockey Name	Jubilant
Final Rank	3
Fastest Section Time (Section)	0:11.95 (1400m)
Top Speed [km/h] (Section)	65.3 (Overall)
Race State	Finished



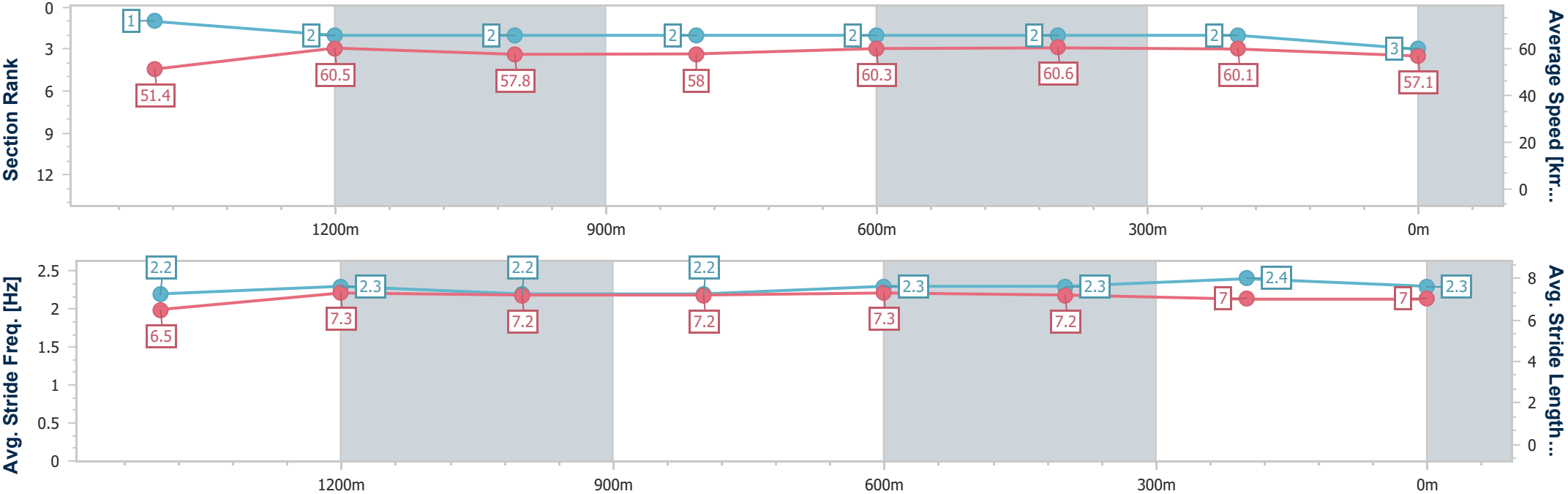
Toowoomba QLD Professional
Race 5: MORT & CO Class 2 Handicap - 1625m



25 May 2024 - 19:15

Track Rating: Soft 5, Weather: Showers, Rail Position: +3m Entire

Section	Overall	1400m	1200m	1000m	800m	600m	400m	200m					
Section Times	1:41.47 [3] (0:15.84)	1:25.63 [1] (0:11.95)	1:13.68 [2] (0:12.46)	1:01.22 [2] (0:12.55)	0:48.67 [2] (0:12.10)	0:36.57 [2] (0:12.00)	0:24.57 [2] (0:12.04)	0:12.53 [2] (0:12.53)					
Average Speed [km/h]	51.4	60.5	57.8	58.0	60.3	60.6	60.1	57.1					
Top Speed [km/h]	65.3	63.8	59.3	59.5	62.1	62.1	61.6	59.5					
Avg. Dist. to Rail [m]	4.2	0.8	2.0	2.8	3.5	2.0	0.6	0.6					
Avg. Stride Freq. [Hz]	2.2	2.3	2.2	2.2	2.3	2.3	2.4	2.3					
Avg. Stride Length [m]	6.5	7.3	7.2	7.2	7.3	7.2	7.0	7.0					





Horse/Jockey Name	Power Pack
Final Rank	4
Fastest Section Time (Section)	0:11.68 (1400m)
Top Speed [km/h] (Section)	66.1 (Overall)
Race State	Finished



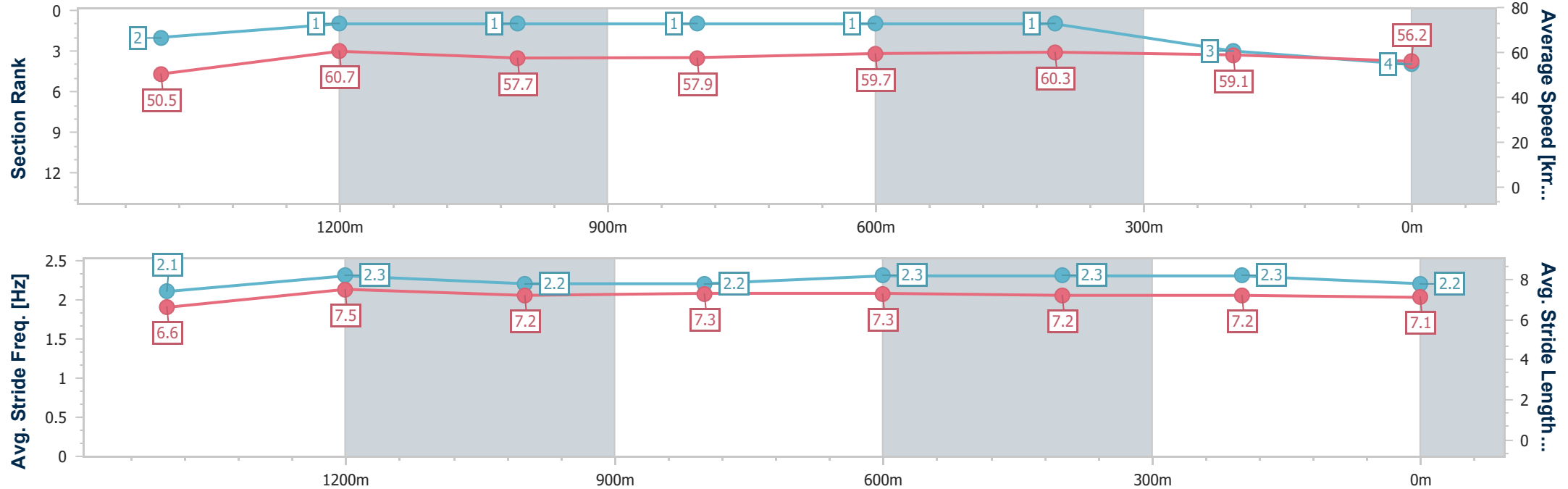
Toowoomba QLD Professional
Race 5: MORT & CO Class 2 Handicap - 1625m



25 May 2024 - 19:15

Track Rating: Soft 5, Weather: Showers, Rail Position: +3m Entire

Section	Overall	1400m	1200m	1000m	800m	600m	400m	200m					
Section Times	1:41.83 [4] (0:16.01)	1:25.82 [2] (0:11.68)	1:14.14 [1] (0:12.46)	1:01.68 [1] (0:12.51)	0:49.17 [1] (0:12.14)	0:37.03 [1] (0:12.05)	0:24.98 [1] (0:12.13)	0:12.85 [3] (0:12.85)					
Average Speed [km/h]	50.5	60.7	57.7	57.9	59.7	60.3	59.1	56.2					
Top Speed [km/h]	66.1	64.3	58.6	58.4	61.2	61.3	60.1	57.8					
Avg. Dist. to Rail [m]	4.2	2.8	1.2	0.8	2.5	1.9	0.3	0.8					
Avg. Stride Freq. [Hz]	2.1	2.3	2.2	2.2	2.3	2.3	2.3	2.2					
Avg. Stride Length [m]	6.6	7.5	7.2	7.3	7.3	7.2	7.2	7.1					





Horse/Jockey Name	Mantinello
Final Rank	5
Fastest Section Time (Section)	0:11.85 (1400m)
Top Speed [km/h] (Section)	63.2 (Overall)
Race State	Finished



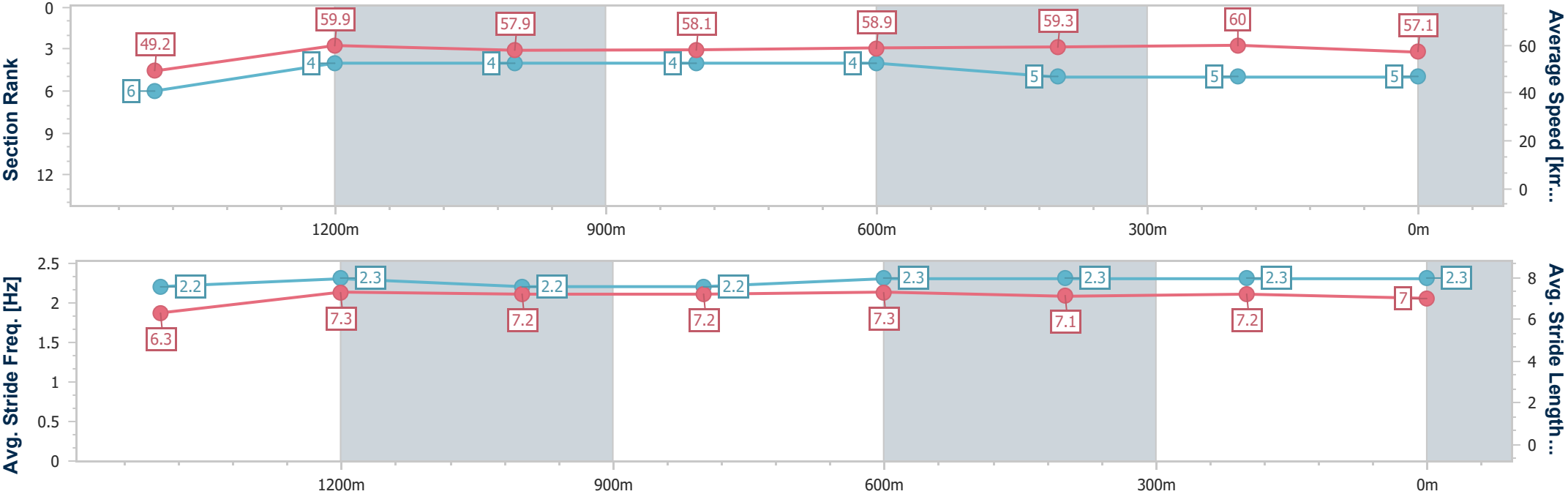
Toowoomba QLD Professional
Race 5: MORT & CO Class 2 Handicap - 1625m



25 May 2024 - 19:15

Track Rating: Soft 5, Weather: Showers, Rail Position: +3m Entire

Section	Overall	1400m	1200m	1000m	800m	600m	400m	200m					
Section Times	1:42.01 [5] (0:16.36)	1:25.65 [6] (0:11.85)	1:13.80 [4] (0:12.44)	1:01.36 [4] (0:12.41)	0:48.95 [4] (0:12.17)	0:36.78 [4] (0:12.20)	0:24.58 [5] (0:11.97)	0:12.61 [5] (0:12.61)					
Average Speed [km/h]	49.2	59.9	57.9	58.1	58.9	59.3	60.0	57.1					
Top Speed [km/h]	63.2	62.4	58.6	58.8	60.1	60.3	60.6	58.8					
Avg. Dist. to Rail [m]	3.0	2.1	1.6	0.5	0.7	1.0	1.4	0.9					
Avg. Stride Freq. [Hz]	2.2	2.3	2.2	2.2	2.3	2.3	2.3	2.3					
Avg. Stride Length [m]	6.3	7.3	7.2	7.2	7.3	7.1	7.2	7.0					





Horse/Jockey Name	Super Fair
Final Rank	6
Fastest Section Time (Section)	0:11.96 (1400m)
Top Speed [km/h] (Section)	63.5 (Overall)
Race State	Finished



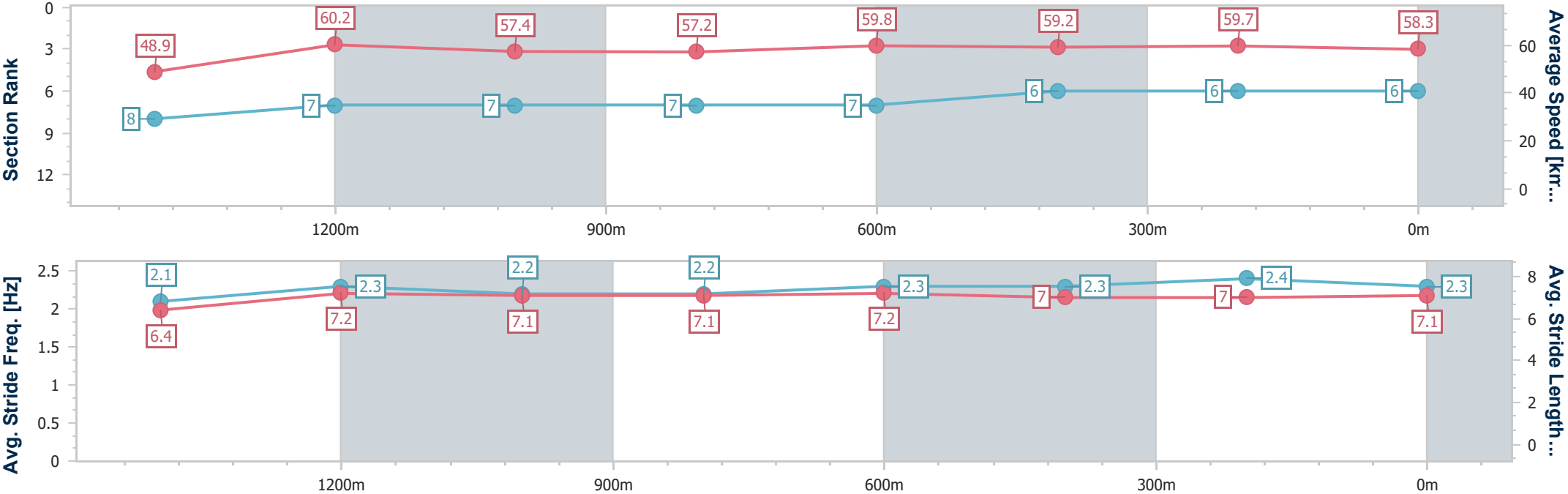
Toowoomba QLD Professional
Race 5: MORT & CO Class 2 Handicap - 1625m



25 May 2024 - 19:15

Track Rating: Soft 5, Weather: Showers, Rail Position: +3m Entire

Section	Overall	1400m	1200m	1000m	800m	600m	400m	200m					
Section Times	1:42.31 [6] (0:16.56)	1:25.75 [8] (0:11.96)	1:13.79 [7] (0:12.54)	1:01.25 [7] (0:12.64)	0:48.61 [7] (0:12.10)	0:36.51 [7] (0:12.15)	0:24.36 [6] (0:11.98)	0:12.38 [6] (0:12.38)					
Average Speed [km/h]	48.9	60.2	57.4	57.2	59.8	59.2	59.7	58.3					
Top Speed [km/h]	63.5	61.7	57.7	59.3	60.7	61.1	61.2	59.5					
Avg. Dist. to Rail [m]	4.3	0.5	0.4	0.7	1.0	0.8	1.1	1.3					
Avg. Stride Freq. [Hz]	2.1	2.3	2.2	2.2	2.3	2.3	2.4	2.3					
Avg. Stride Length [m]	6.4	7.2	7.1	7.1	7.2	7.0	7.0	7.1					





Horse/Jockey Name	Del Campo
Final Rank	7
Fastest Section Time (Section)	0:12.05 (1400m)
Top Speed [km/h] (Section)	65.0 (Overall)
Race State	Finished



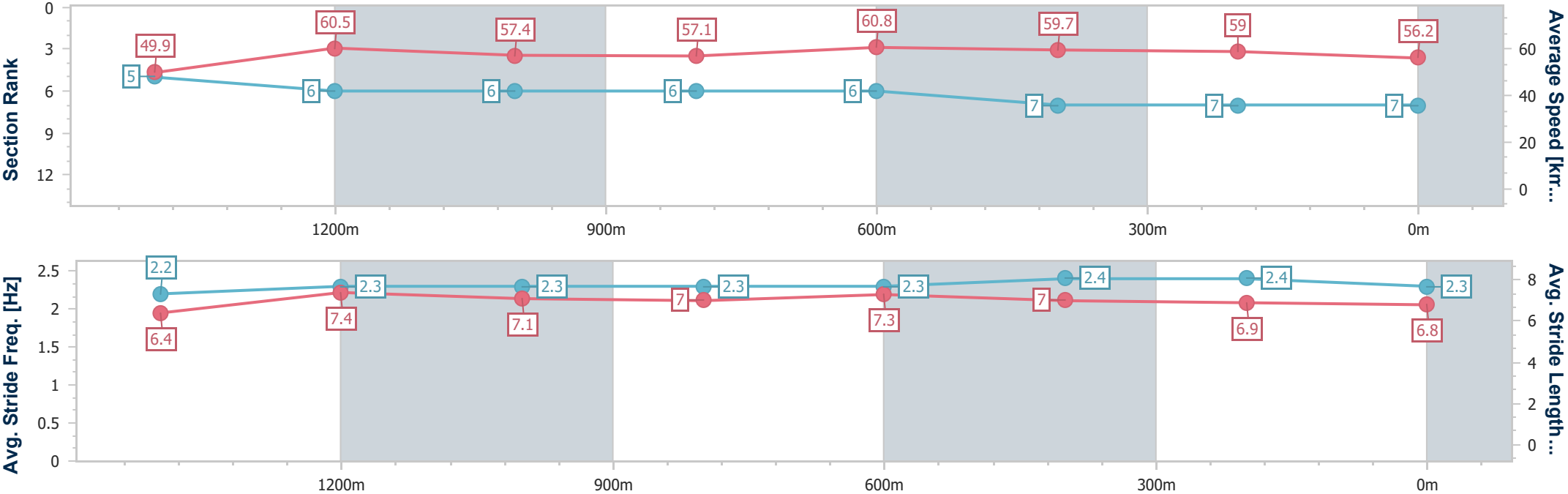
Toowoomba QLD Professional
Race 5: MORT & CO Class 2 Handicap - 1625m



25 May 2024 - 19:15

Track Rating: Soft 5, Weather: Showers, Rail Position: +3m Entire

Section	Overall	1400m	1200m	1000m	800m	600m	400m	200m					
Section Times	1:43.12 [7] (0:16.33)	1:26.79 [5] (0:12.05)	1:14.74 [6] (0:12.54)	1:02.20 [6] (0:12.75)	0:49.45 [6] (0:12.06)	0:37.39 [6] (0:12.30)	0:25.09 [7] (0:12.27)	0:12.82 [7] (0:12.82)					
Average Speed [km/h]	49.9	60.5	57.4	57.1	60.8	59.7	59.0	56.2					
Top Speed [km/h]	65.0	62.5	58.4	60.3	61.6	61.2	60.3	57.1					
Avg. Dist. to Rail [m]	5.1	2.3	3.7	3.5	4.3	3.6	1.9	1.1					
Avg. Stride Freq. [Hz]	2.2	2.3	2.3	2.3	2.3	2.4	2.4	2.3					
Avg. Stride Length [m]	6.4	7.4	7.1	7.0	7.3	7.0	6.9	6.8					





Horse/Jockey Name	Untamed Spirit
Final Rank	8
Fastest Section Time (Section)	0:11.97 (1400m)
Top Speed [km/h] (Section)	63.8 (Overall)
Race State	Finished



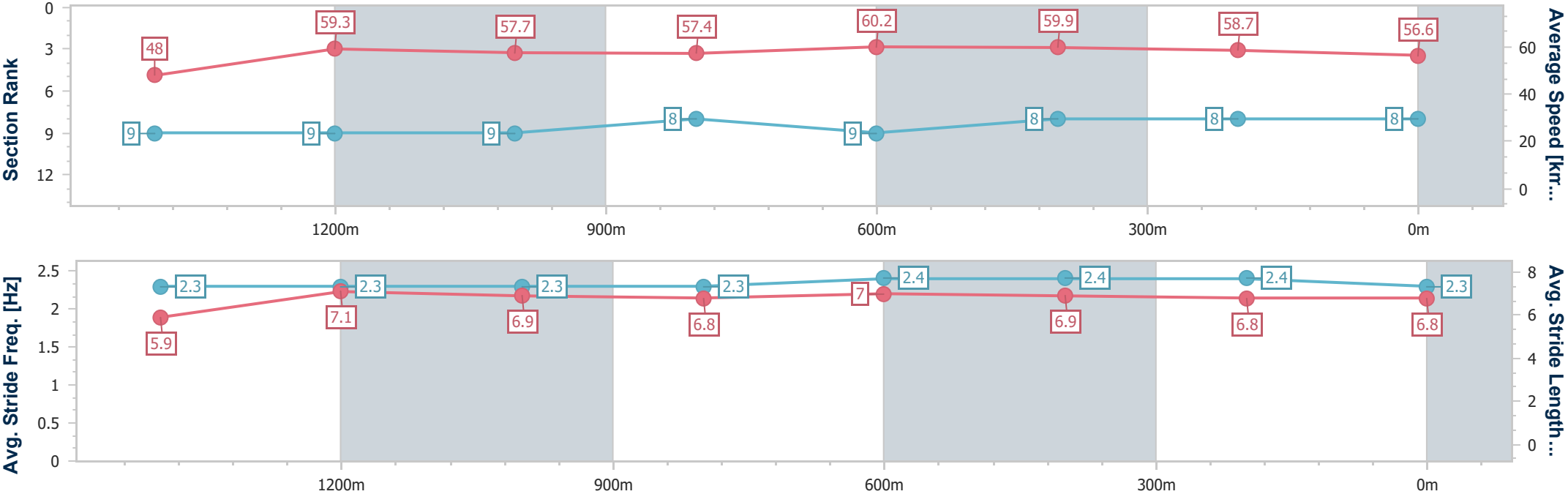
Toowoomba QLD Professional
Race 5: MORT & CO Class 2 Handicap - 1625m



25 May 2024 - 19:15

Track Rating: Soft 5, Weather: Showers, Rail Position: +3m Entire

Section	Overall	1400m	1200m	1000m	800m	600m	400m	200m					
Section Times	1:43.31 [8] (0:16.87)	1:26.44 [9] (0:11.97)	1:14.47 [9] (0:12.48)	1:01.99 [9] (0:12.61)	0:49.38 [8] (0:12.09)	0:37.29 [9] (0:12.23)	0:25.06 [8] (0:12.33)	0:12.73 [8] (0:12.73)					
Average Speed [km/h]	48.0	59.3	57.7	57.4	60.2	59.9	58.7	56.6					
Top Speed [km/h]	63.8	61.5	58.8	60.0	61.9	60.8	60.2	57.9					
Avg. Dist. to Rail [m]	5.4	2.1	0.5	1.6	2.5	3.2	1.9	2.6					
Avg. Stride Freq. [Hz]	2.3	2.3	2.3	2.3	2.4	2.4	2.4	2.3					
Avg. Stride Length [m]	5.9	7.1	6.9	6.8	7.0	6.9	6.8	6.8					





Horse/Jockey Name	Glide On By
Final Rank	9
Fastest Section Time (Section)	0:11.98 (1400m)
Top Speed [km/h] (Section)	63.9 (Overall)
Race State	Finished



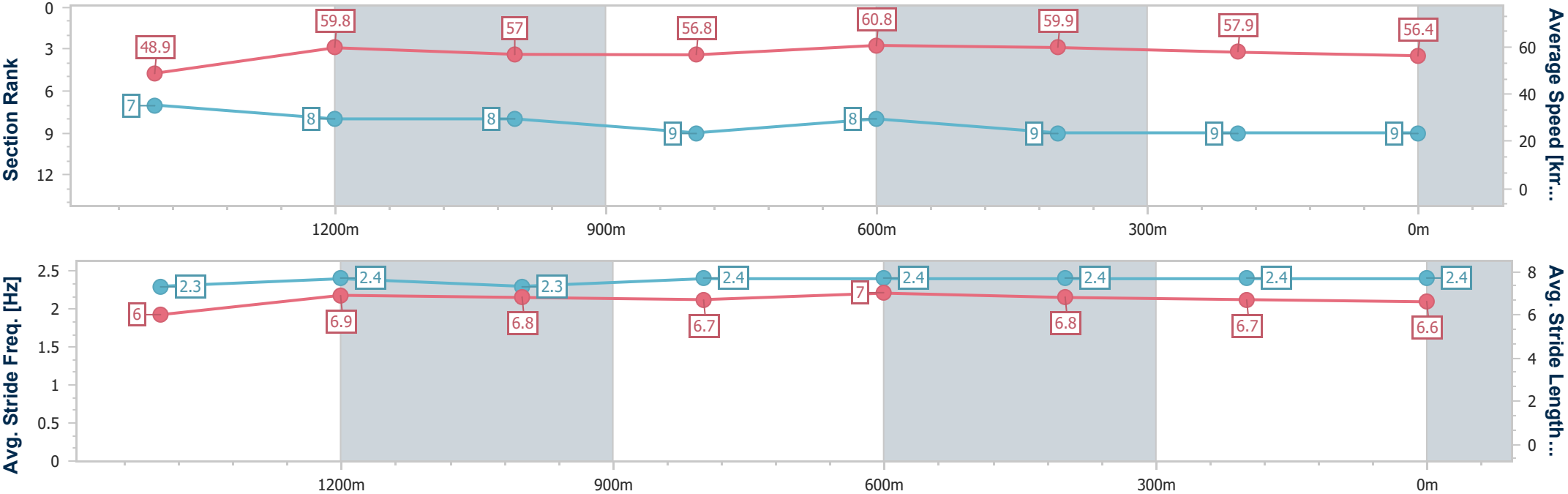
Toowoomba QLD Professional
Race 5: MORT & CO Class 2 Handicap - 1625m



25 May 2024 - 19:15

Track Rating: Soft 5, Weather: Showers, Rail Position: +3m Entire

Section	Overall	1400m	1200m	1000m	800m	600m	400m	200m					
Section Times	1:43.66 [9] (0:16.54)	1:27.12 [7] (0:11.98)	1:15.14 [8] (0:12.67)	1:02.47 [8] (0:12.75)	0:49.72 [9] (0:12.04)	0:37.68 [8] (0:12.38)	0:25.30 [9] (0:12.54)	0:12.76 [9] (0:12.76)					
Average Speed [km/h]	48.9	59.8	57.0	56.8	60.8	59.9	57.9	56.4					
Top Speed [km/h]	63.9	62.1	58.3	58.9	61.2	61.7	59.5	58.3					
Avg. Dist. to Rail [m]	3.1	1.1	0.7	2.0	5.0	5.3	1.8	0.7					
Avg. Stride Freq. [Hz]	2.3	2.4	2.3	2.4	2.4	2.4	2.4	2.4					
Avg. Stride Length [m]	6.0	6.9	6.8	6.7	7.0	6.8	6.7	6.6					





Toowoomba QLD Professional
Race 6: SHEPPARD EARTHMOVING Maiden Handicap - 1200m
25 May 2024 - 19:50



Track Rating: Soft 5, Weather: Overcast, Rail Position: +3m Entire

Section		Overall				1000m	800m	600m	400m	200m	Last 600m		
Field Times		1:14.97 (0:14.14)				1:00.83 (0:11.35)	0:49.48 (0:11.74)	0:37.74 (0:12.51)	0:25.23 (0:12.59)	0:12.64 (0:12.64)	0:37.74		
Rank	TAB	Horse/Jockey	Barrier	Top Speed [km/h]	Fastest Section						Margin	Distance Travelled [m]	
1	8	SIRI SAY RUBICK	15	62.7	0:11.75	1:14.97 [1]	0:59.96 [11]	0:48.21 [11]	0:36.41 [11]	0:24.40 [9]	0:12.16 [4]	1:14.97	0:36.41
		Karl Zechner		800m	1000m	(0:15.01)	(0:11.75)	(0:11.80)	(0:12.01)	(0:12.24)	(0:12.16)		
2	4	MAJESTIC TEAKO	1	65.1	0:11.52	1:15.00 [2]	1:00.57 [4]	0:49.05 [5]	0:37.25 [5]	0:24.99 [4]	0:12.60 [2]	0.2L	0:37.25 -8
		Rikki Jamieson		Overall	1000m	(0:14.43)	(0:11.52)	(0:11.80)	(0:12.26)	(0:12.39)	(0:12.60)		
3	7	TIME TO LAUNCH	6	64.5	0:11.51	1:15.01 [3]	1:00.51 [6]	0:49.00 [6]	0:37.29 [4]	0:24.91 [6]	0:12.54 [3]	0.3L	0:37.29 +3
		Kenji Yoshida		1000m	1000m	(0:14.50)	(0:11.51)	(0:11.71)	(0:12.38)	(0:12.37)	(0:12.54)		
4	3	ADISHAM	4	63.3	0:11.55	1:15.15 [4]	1:00.35 [8]	0:48.80 [8]	0:36.95 [8]	0:24.72 [7]	0:12.29 [5]	1.1L	0:36.95 -7
		Jake Molloy		Overall	1000m	(0:14.80)	(0:11.55)	(0:11.85)	(0:12.23)	(0:12.43)	(0:12.29)		
5	2	DUN WITH ROSES	9	67.1	0:11.07	1:15.28 [5]	1:00.79 [5]	0:49.72 [2]	0:38.01 [2]	0:25.50 [2]	0:12.95 [1]	1.6L	0:38.01 -8
		Georgina Cartwright		Overall	1000m	(0:14.49)	(0:11.07)	(0:11.71)	(0:12.51)	(0:12.55)	(0:12.95)		
6	13	SUNCRAFT	5	63.7	0:11.77	1:15.36 [6]	1:00.23 [12]	0:48.46 [12]	0:36.68 [12]	0:24.56 [12]	0:12.39 [8]	2L	0:36.68 -4
		Cecily Eaton		Overall	1000m	(0:15.13)	(0:11.77)	(0:11.78)	(0:12.12)	(0:12.17)	(0:12.39)		
7	1	AURELIAN BLANC	7	63.4	0:11.57	1:15.84 [7]	1:00.89 [10]	0:49.32 [9]	0:37.59 [9]	0:25.34 [8]	0:12.63 [11]	4.8L	0:37.59 +0
		Olivia Webb		1000m	1000m	(0:14.95)	(0:11.57)	(0:11.73)	(0:12.25)	(0:12.71)	(0:12.63)		
8	16	READY TO THUNDER	3	63.2	0:11.76	1:16.06 [8]	1:01.12 [9]	0:49.36 [10]	0:37.51 [10]	0:25.36 [11]	0:12.93 [10]	6.1L	0:37.51 -5
		Dylan Bennett		1000m	1000m	(0:14.94)	(0:11.76)	(0:11.85)	(0:12.15)	(0:12.43)	(0:12.93)		
9	10	VEGETABLE LASAGNE	2	63.6	0:11.56	1:16.23 [9]	1:01.87 [3]	0:50.31 [4]	0:38.46 [6]	0:26.15 [5]	0:13.29 [7]	6.9L	0:38.46 -6
		Madeleine Wishart		1000m	1000m	(0:14.36)	(0:11.56)	(0:11.85)	(0:12.31)	(0:12.86)	(0:13.29)		
10	15	MONTAGLIARI	13	65.9	0:11.37	1:16.48 [10]	1:02.18 [2]	0:50.81 [3]	0:38.97 [3]	0:26.52 [3]	0:13.38 [9]	8.4L	0:38.97 +1
		Montanna Savva		1000m	1000m	(0:14.30)	(0:11.37)	(0:11.84)	(0:12.45)	(0:13.14)	(0:13.38)		

Scratched: Rock Lobster (#9), No More Scotch (#5), Shotgun Sixtyfour (#12), Arik Lad (#14)



Toowoomba QLD Professional
Race 6: SHEPPARD EARTHMOVING Maiden Handicap - 1200m
25 May 2024 - 19:50



Track Rating: Soft 5, Weather: Overcast, Rail Position: +3m Entire

Section						Overall	1000m	800m	600m	400m	200m	Last 600m		
Field Times						1:14.97 (0:14.14)	1:00.83 (0:11.35)	0:49.48 (0:11.74)	0:37.74 (0:12.51)	0:25.23 (0:12.59)	0:12.64 (0:12.64)	0:37.74		
Rank	TAB	Horse/Jockey	Barrier	Top Speed [km/h]	Fastest Section							Margin	Distance Travelled [m]	
11	6	SHALZER	12	64.8	0:11.44	1:16.49 [11]	1:01.71 [7]	0:50.27 [7]	0:38.32 [7]	0:25.80 [10]	0:12.93 [12]	8.5L	0:38.32	+3
		Alisha Donald		1000m	1000m	(0:14.78)	(0:11.44)	(0:11.95)	(0:12.52)	(0:12.87)	(0:12.93)			
12	11	HONEY QUEEN	8	66.0	0:11.35	1:17.21 [12]	1:03.07 [1]	0:51.72 [1]	0:39.98 [1]	0:27.47 [1]	0:14.34 [6]	12.8L	0:39.98	-8
		Luke Tarrant		Overall	1000m	(0:14.14)	(0:11.35)	(0:11.74)	(0:12.51)	(0:13.13)	(0:14.34)			

Scratched: Rock Lobster (#9), No More Scotch (#5), Shotgun Sixtyfour (#12), Arik Lad (#14)



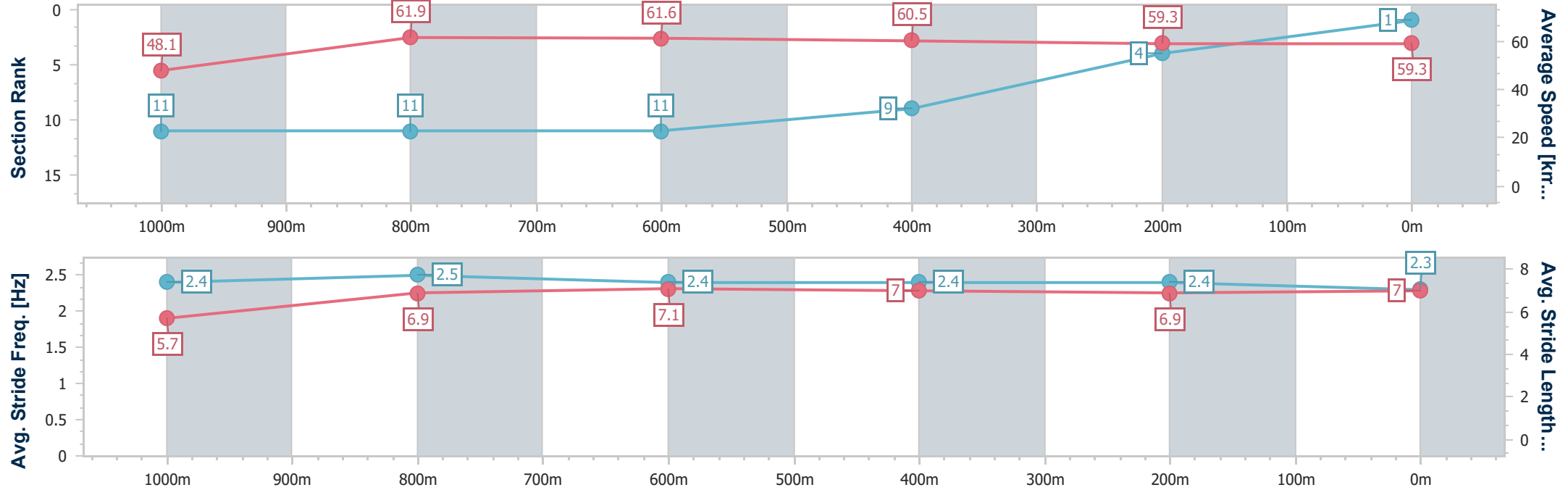
Horse/Jockey Name	Siri Say Rubick
Final Rank	1
Fastest Section Time (Section)	0:11.75 (1000m)
Top Speed [km/h] (Section)	62.7 (800m)
Race State	Finished



Toowoomba QLD Professional
Race 6: SHEPPARD EARTHMOVING Maiden Handicap - 1200m
25 May 2024 - 19:50
Track Rating: Soft 5, Weather: Overcast, Rail Position: +3m Entire



Section	Overall	1000m	800m	600m	400m	200m							
Section Times	1:14.97 [1] (0:15.01)	0:59.96 [11] (0:11.75)	0:48.21 [11] (0:11.80)	0:36.41 [11] (0:12.01)	0:24.40 [9] (0:12.24)	0:12.16 [4] (0:12.16)							
Average Speed [km/h]	48.1	61.9	61.6	60.5	59.3	59.3							
Top Speed [km/h]	62.0	62.5	62.7	61.7	60.4	59.9							
Avg. Dist. to Rail [m]	10.7	3.3	2.6	1.9	2.9	3.6							
Avg. Stride Freq. [Hz]	2.4	2.5	2.4	2.4	2.4	2.3							
Avg. Stride Length [m]	5.7	6.9	7.1	7.0	6.9	7.0							



[] Ranking at each section and finish
- - - - No data available at this section
NA No data available



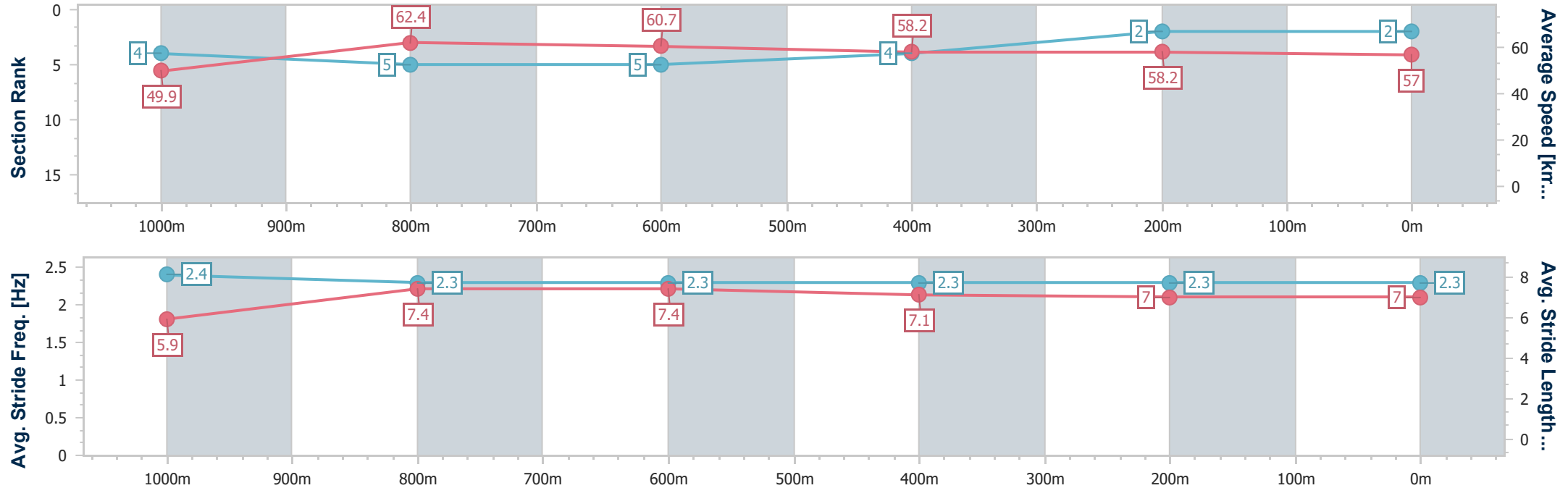
Horse/Jockey Name	Majestic Teako
Final Rank	2
Fastest Section Time (Section)	0:11.52 (1000m)
Top Speed [km/h] (Section)	65.1 (Overall)
Race State	Finished



Toowoomba QLD Professional
Race 6: SHEPPARD EARTHMOVING Maiden Handicap - 1200m
25 May 2024 - 19:50
Track Rating: Soft 5, Weather: Overcast, Rail Position: +3m Entire



Section	Overall	1000m	800m	600m	400m	200m							
Section Times	1:15.00 [2] (0:14.43)	1:00.57 [4] (0:11.52)	0:49.05 [5] (0:11.80)	0:37.25 [5] (0:12.26)	0:24.99 [4] (0:12.39)	0:12.60 [2] (0:12.60)							
Average Speed [km/h]	49.9	62.4	60.7	58.2	58.2	57.0							
Top Speed [km/h]	65.1	64.2	61.7	61.0	59.2	58.5							
Avg. Dist. to Rail [m]	1.6	1.3	1.4	1.2	0.7	0.5							
Avg. Stride Freq. [Hz]	2.4	2.3	2.3	2.3	2.3	2.3							
Avg. Stride Length [m]	5.9	7.4	7.4	7.1	7.0	7.0							



[] Ranking at each section and finish
-.-.- No data available at this section
NA No data available



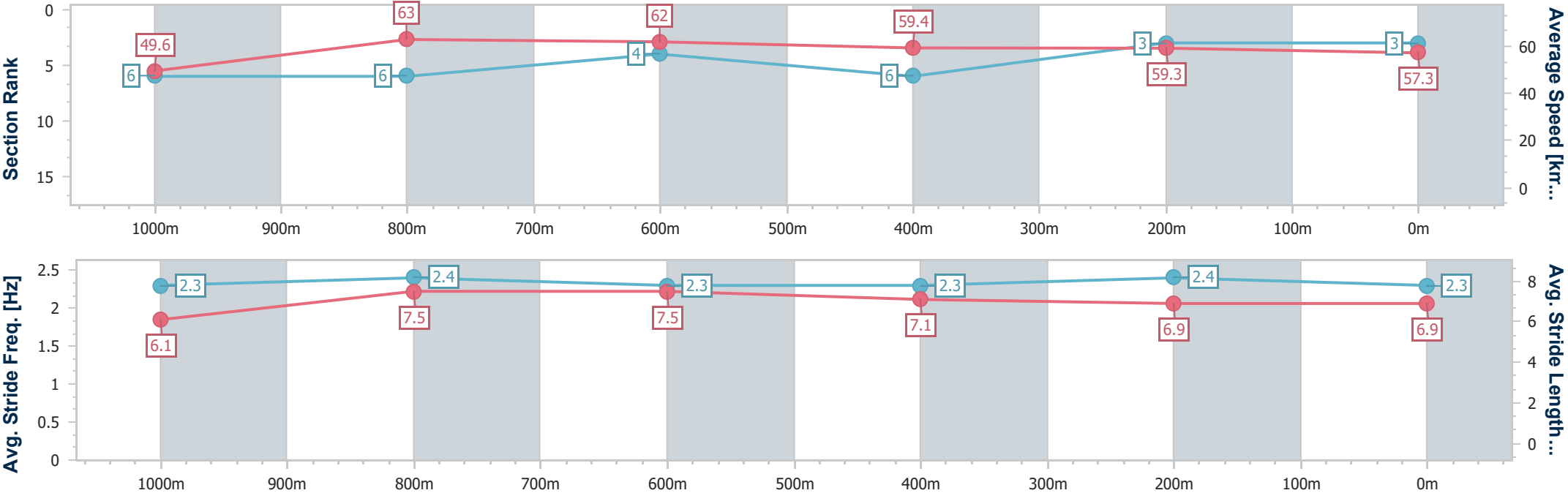
Horse/Jockey Name	Time To Launch
Final Rank	3
Fastest Section Time (Section)	0:11.51 (1000m)
Top Speed [km/h] (Section)	64.5 (1000m)
Race State	Finished



Toowoomba QLD Professional
Race 6: SHEPPARD EARTHMOVING Maiden Handicap - 1200m
25 May 2024 - 19:50
Track Rating: Soft 5, Weather: Overcast, Rail Position: +3m Entire



Section	Overall	1000m	800m	600m	400m	200m							
Section Times	1:15.01 [3] (0:14.50)	1:00.51 [6] (0:11.51)	0:49.00 [6] (0:11.71)	0:37.29 [4] (0:12.38)	0:24.91 [6] (0:12.37)	0:12.54 [3] (0:12.54)							
Average Speed [km/h]	49.6	63.0	62.0	59.4	59.3	57.3							
Top Speed [km/h]	64.0	64.5	64.0	62.1	60.6	59.1							
Avg. Dist. to Rail [m]	4.9	1.6	3.1	3.9	4.3	3.5							
Avg. Stride Freq. [Hz]	2.3	2.4	2.3	2.3	2.4	2.3							
Avg. Stride Length [m]	6.1	7.5	7.5	7.1	6.9	6.9							





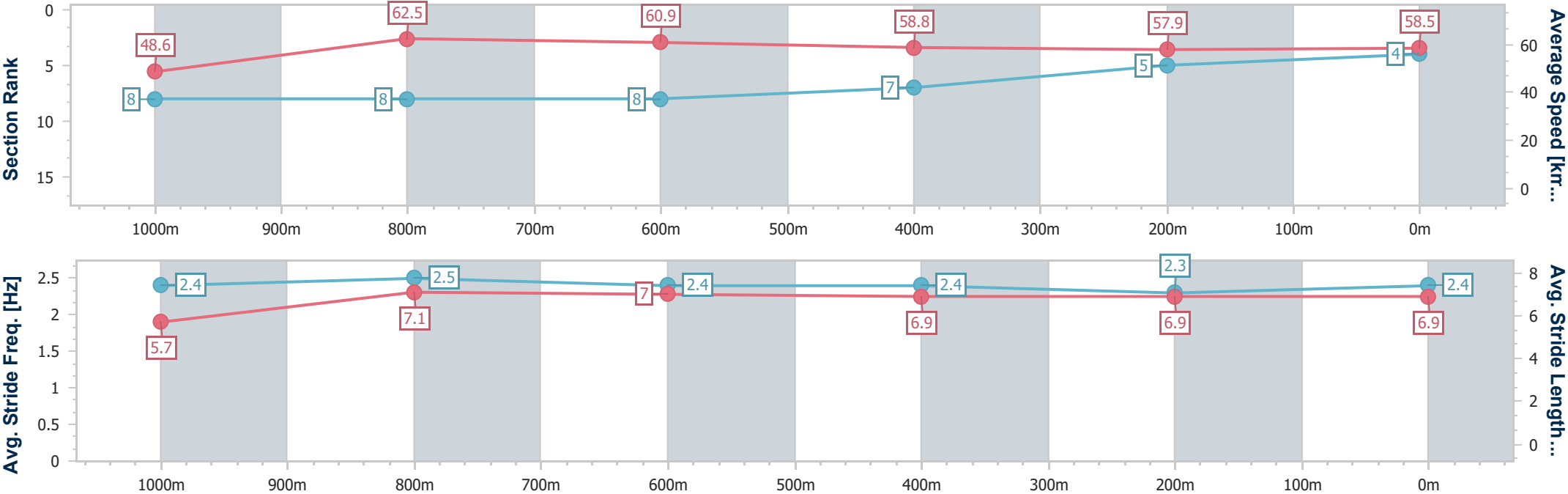
Horse/Jockey Name	Adisham
Final Rank	4
Fastest Section Time (Section)	0:11.55 (1000m)
Top Speed [km/h] (Section)	63.3 (Overall)
Race State	Finished



Toowoomba QLD Professional
Race 6: SHEPPARD EARTHMOVING Maiden Handicap - 1200m
25 May 2024 - 19:50
Track Rating: Soft 5, Weather: Overcast, Rail Position: +3m Entire



Section	Overall	1000m	800m	600m	400m	200m							
Section Times	1:15.15 [4] (0:14.80)	1:00.35 [8] (0:11.55)	0:48.80 [8] (0:11.85)	0:36.95 [8] (0:12.23)	0:24.72 [7] (0:12.43)	0:12.29 [5] (0:12.29)							
Average Speed [km/h]	48.6	62.5	60.9	58.8	57.9	58.5							
Top Speed [km/h]	63.3	63.3	63.1	61.1	58.5	59.3							
Avg. Dist. to Rail [m]	2.5	0.7	0.7	0.4	0.5	2.5							
Avg. Stride Freq. [Hz]	2.4	2.5	2.4	2.4	2.3	2.4							
Avg. Stride Length [m]	5.7	7.1	7.0	6.9	6.9	6.9							





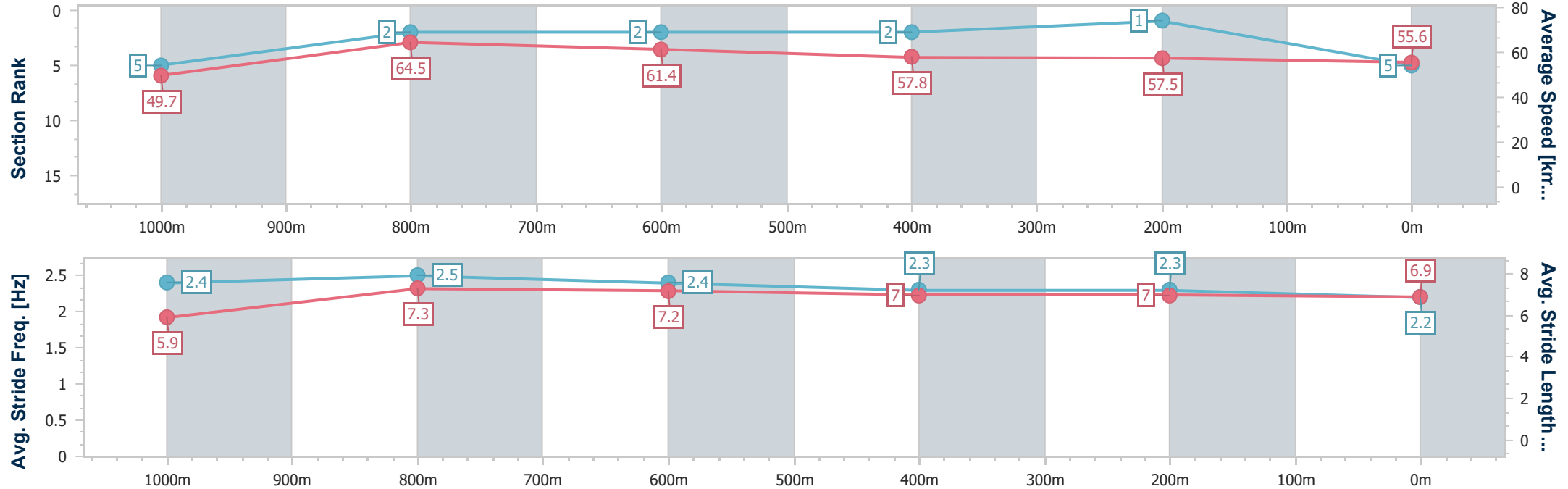
Horse/Jockey Name	Dun With Roses
Final Rank	5
Fastest Section Time (Section)	0:11.07 (1000m)
Top Speed [km/h] (Section)	67.1 (Overall)
Race State	Finished



Toowoomba QLD Professional
Race 6: SHEPPARD EARTHMOVING Maiden Handicap - 1200m
25 May 2024 - 19:50
Track Rating: Soft 5, Weather: Overcast, Rail Position: +3m Entire



Section	Overall	1000m	800m	600m	400m	200m							
Section Times	1:15.28 [5] (0:14.49)	1:00.79 [5] (0:11.07)	0:49.72 [2] (0:11.71)	0:38.01 [2] (0:12.51)	0:25.50 [2] (0:12.55)	0:12.95 [1] (0:12.95)							
Average Speed [km/h]	49.7	64.5	61.4	57.8	57.5	55.6							
Top Speed [km/h]	67.1	66.5	62.7	60.4	58.4	56.9							
Avg. Dist. to Rail [m]	3.4	1.5	0.7	1.1	0.4	0.6							
Avg. Stride Freq. [Hz]	2.4	2.5	2.4	2.3	2.3	2.2							
Avg. Stride Length [m]	5.9	7.3	7.2	7.0	7.0	6.9							





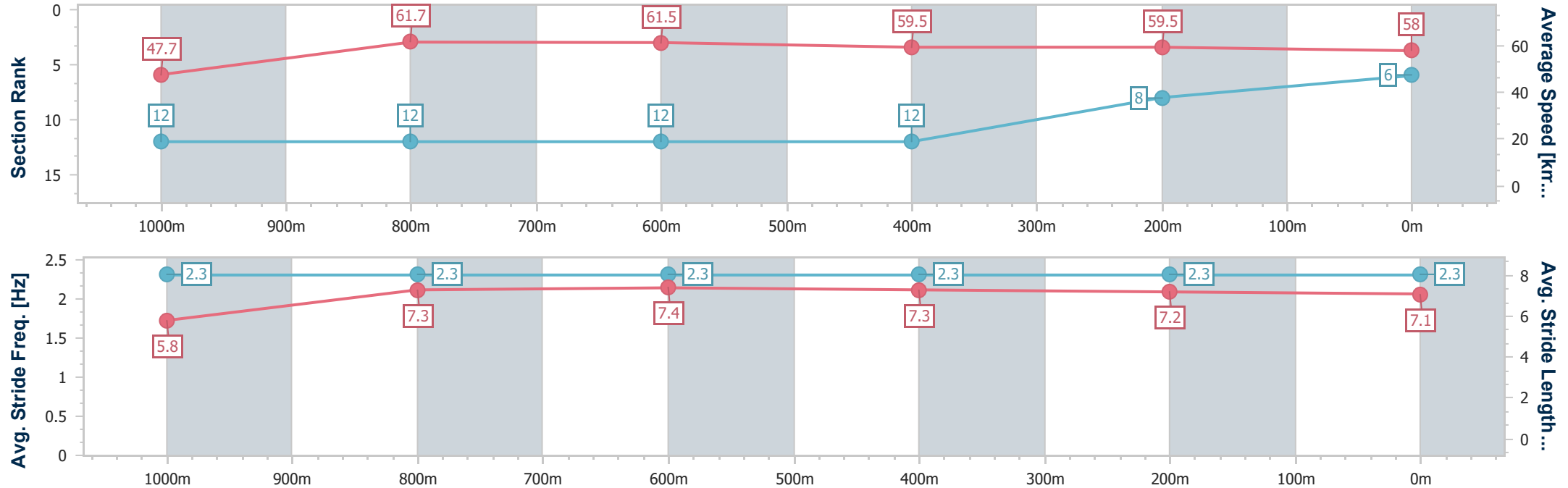
Horse/Jockey Name	Suncraft
Final Rank	6
Fastest Section Time (Section)	0:11.77 (1000m)
Top Speed [km/h] (Section)	63.7 (Overall)
Race State	Finished



Toowoomba QLD Professional
Race 6: SHEPPARD EARTHMOVING Maiden Handicap - 1200m
25 May 2024 - 19:50
Track Rating: Soft 5, Weather: Overcast, Rail Position: +3m Entire



Section	Overall	1000m	800m	600m	400m	200m							
Section Times	1:15.36 [6] (0:15.13)	1:00.23 [12] (0:11.77)	0:48.46 [12] (0:11.78)	0:36.68 [12] (0:12.12)	0:24.56 [12] (0:12.17)	0:12.39 [8] (0:12.39)							
Average Speed [km/h]	47.7	61.7	61.5	59.5	59.5	58.0							
Top Speed [km/h]	63.7	63.0	62.3	60.6	60.1	58.9							
Avg. Dist. to Rail [m]	5.1	2.9	1.7	0.8	0.9	3.5							
Avg. Stride Freq. [Hz]	2.3	2.3	2.3	2.3	2.3	2.3							
Avg. Stride Length [m]	5.8	7.3	7.4	7.3	7.2	7.1							





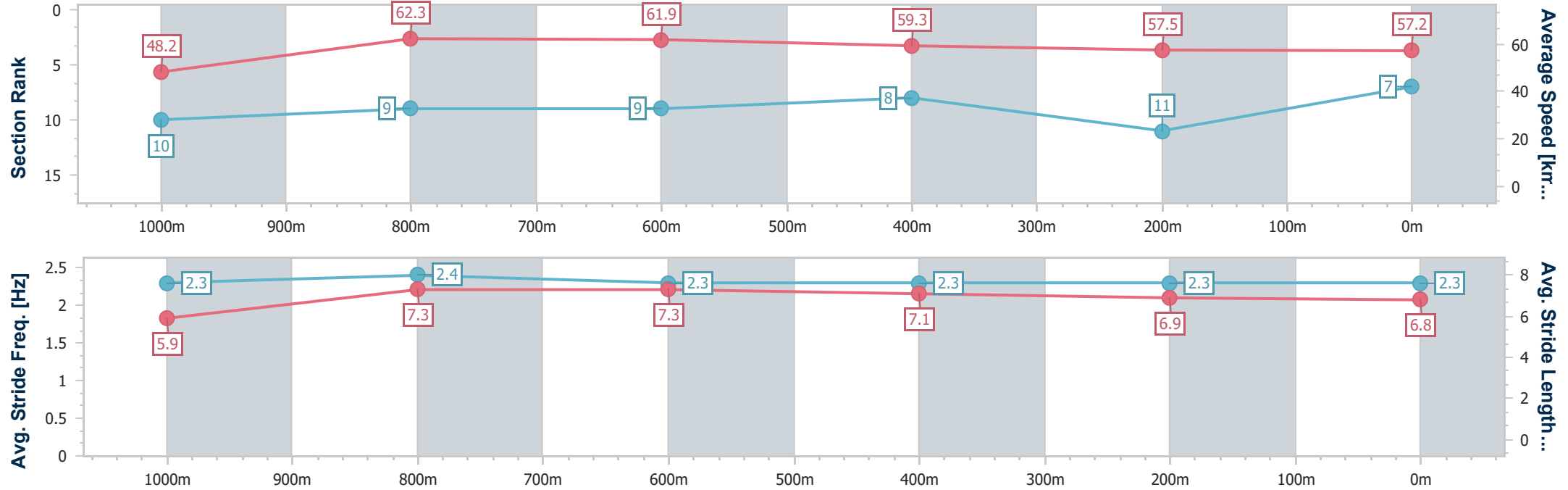
Horse/Jockey Name	Aurelian Blanc
Final Rank	7
Fastest Section Time (Section)	0:11.57 (1000m)
Top Speed [km/h] (Section)	63.4 (1000m)
Race State	Finished



Toowoomba QLD Professional
Race 6: SHEPPARD EARTHMOVING Maiden Handicap - 1200m
25 May 2024 - 19:50
Track Rating: Soft 5, Weather: Overcast, Rail Position: +3m Entire



Section	Overall	1000m	800m	600m	400m	200m								
Section Times	1:15.84 [7] (0:14.95)	1:00.89 [10] (0:11.57)	0:49.32 [9] (0:11.73)	0:37.59 [9] (0:12.25)	0:25.34 [8] (0:12.71)	0:12.63 [11] (0:12.63)								
Average Speed [km/h]	48.2	62.3	61.9	59.3	57.5	57.2								
Top Speed [km/h]	63.3	63.4	62.6	61.3	59.2	58.9								
Avg. Dist. to Rail [m]	4.5	0.8	2.2	2.3	5.0	7.5								
Avg. Stride Freq. [Hz]	2.3	2.4	2.3	2.3	2.3	2.3								
Avg. Stride Length [m]	5.9	7.3	7.3	7.1	6.9	6.8								





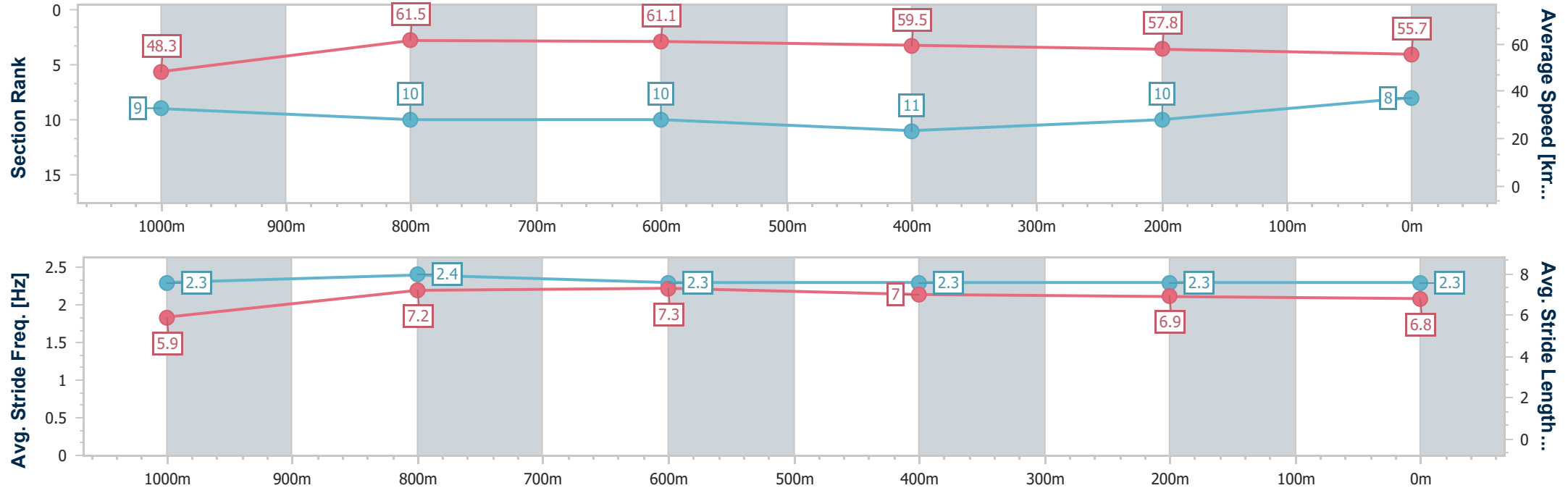
Horse/Jockey Name	Ready To Thunder
Final Rank	8
Fastest Section Time (Section)	0:11.76 (1000m)
Top Speed [km/h] (Section)	63.2 (1000m)
Race State	Finished



Toowoomba QLD Professional
Race 6: SHEPPARD EARTHMOVING Maiden Handicap - 1200m
25 May 2024 - 19:50
Track Rating: Soft 5, Weather: Overcast, Rail Position: +3m Entire



Section	Overall	1000m	800m	600m	400m	200m								
Section Times	1:16.06 [8] (0:14.94)	1:01.12 [9] (0:11.76)	0:49.36 [10] (0:11.85)	0:37.51 [10] (0:12.15)	0:25.36 [11] (0:12.43)	0:12.93 [10] (0:12.93)								
Average Speed [km/h]	48.3	61.5	61.1	59.5	57.8	55.7								
Top Speed [km/h]	62.3	63.2	62.4	59.9	59.2	56.4								
Avg. Dist. to Rail [m]	3.7	1.4	1.8	0.9	0.5	1.5								
Avg. Stride Freq. [Hz]	2.3	2.4	2.3	2.3	2.3	2.3								
Avg. Stride Length [m]	5.9	7.2	7.3	7.0	6.9	6.8								





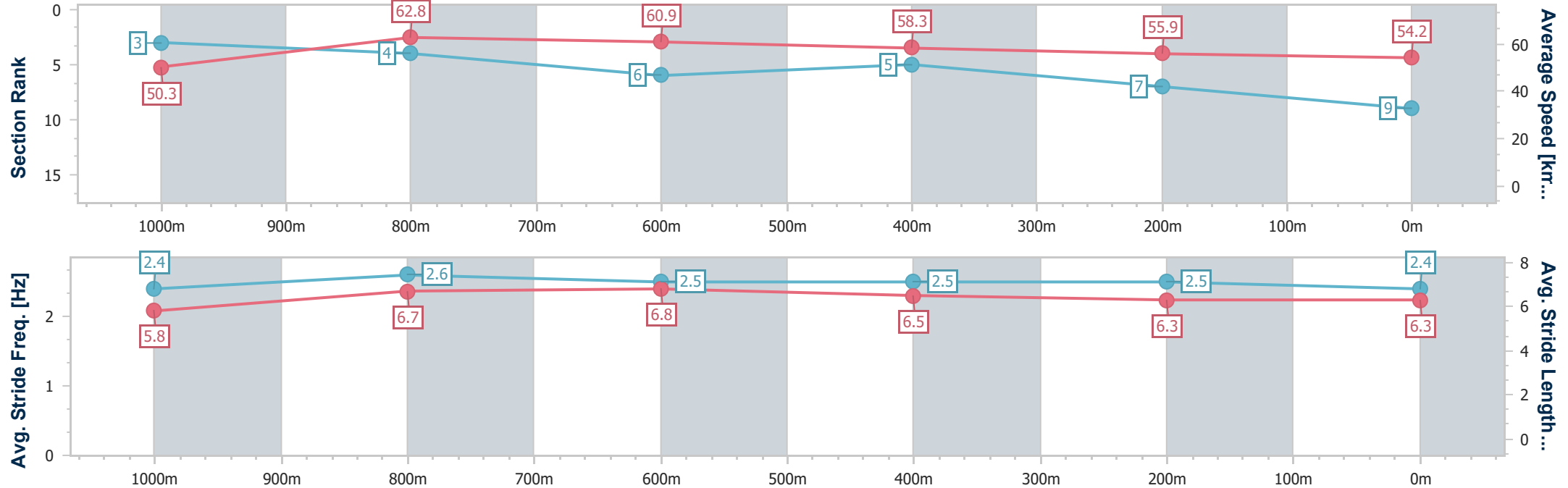
Horse/Jockey Name	Vegetable Lasagne
Final Rank	9
Fastest Section Time (Section)	0:11.56 (1000m)
Top Speed [km/h] (Section)	63.6 (1000m)
Race State	Finished



Toowoomba QLD Professional
Race 6: SHEPPARD EARTHMOVING Maiden Handicap - 1200m
25 May 2024 - 19:50
Track Rating: Soft 5, Weather: Overcast, Rail Position: +3m Entire



Section	Overall	1000m	800m	600m	400m	200m							
Section Times	1:16.23 [9] (0:14.36)	1:01.87 [3] (0:11.56)	0:50.31 [4] (0:11.85)	0:38.46 [6] (0:12.31)	0:26.15 [5] (0:12.86)	0:13.29 [7] (0:13.29)							
Average Speed [km/h]	50.3	62.8	60.9	58.3	55.9	54.2							
Top Speed [km/h]	63.2	63.6	62.4	60.1	58.7	55.7							
Avg. Dist. to Rail [m]	6.6	3.3	0.6	0.6	0.6	1.8							
Avg. Stride Freq. [Hz]	2.4	2.6	2.5	2.5	2.5	2.4							
Avg. Stride Length [m]	5.8	6.7	6.8	6.5	6.3	6.3							





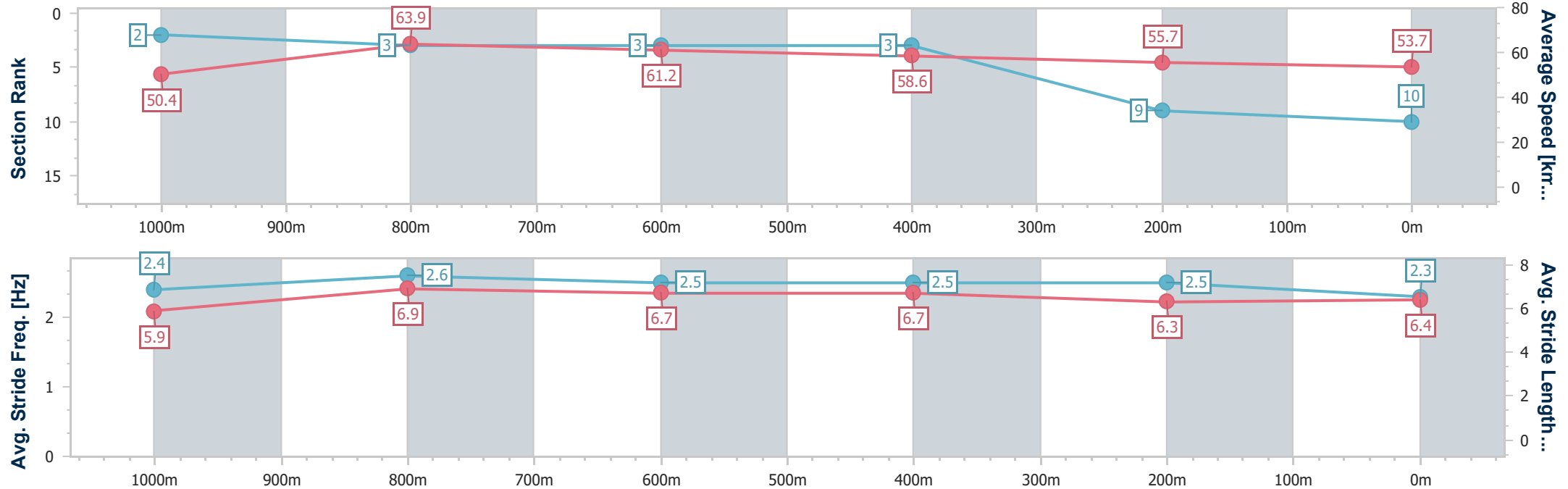
Horse/Jockey Name	Montagliari
Final Rank	10
Fastest Section Time (Section)	0:11.37 (1000m)
Top Speed [km/h] (Section)	65.9 (1000m)
Race State	Finished



Toowoomba QLD Professional
Race 6: SHEPPARD EARTHMOVING Maiden Handicap - 1200m
25 May 2024 - 19:50
Track Rating: Soft 5, Weather: Overcast, Rail Position: +3m Entire



Section	Overall	1000m	800m	600m	400m	200m							
Section Times	1:16.48 [10] (0:14.30)	1:02.18 [2] (0:11.37)	0:50.81 [3] (0:11.84)	0:38.97 [3] (0:12.45)	0:26.52 [3] (0:13.14)	0:13.38 [9] (0:13.38)							
Average Speed [km/h]	50.4	63.9	61.2	58.6	55.7	53.7							
Top Speed [km/h]	65.2	65.9	62.9	60.1	57.6	54.5							
Avg. Dist. to Rail [m]	9.0	2.4	1.8	2.0	4.2	4.4							
Avg. Stride Freq. [Hz]	2.4	2.6	2.5	2.5	2.5	2.3							
Avg. Stride Length [m]	5.9	6.9	6.7	6.7	6.3	6.4							





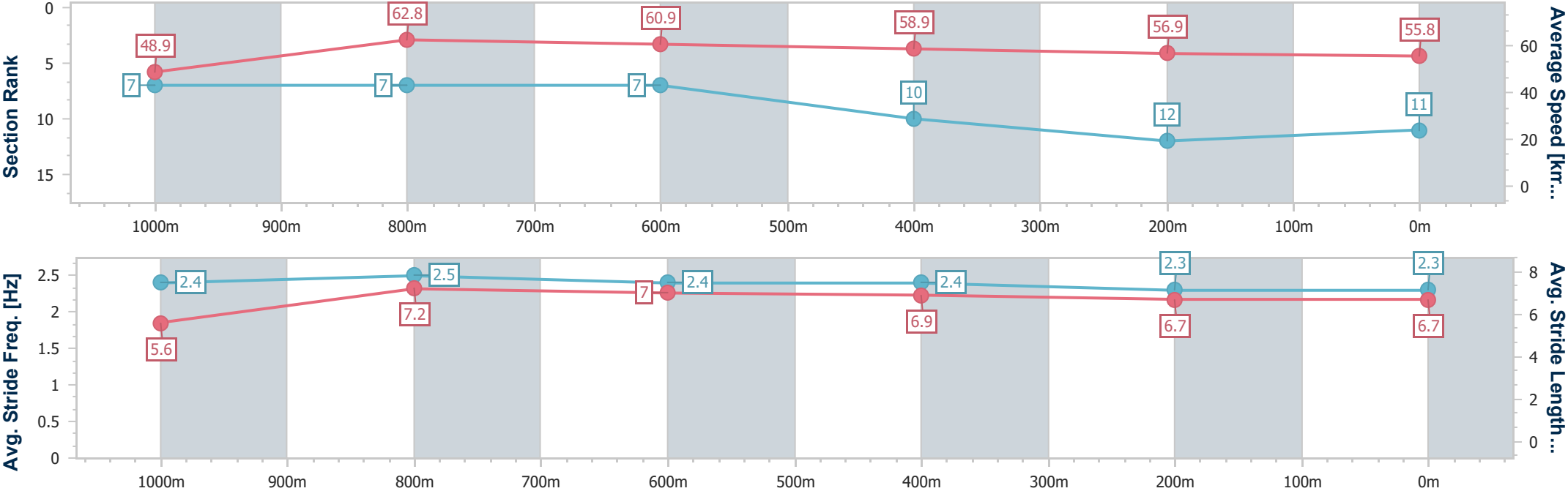
Horse/Jockey Name	Shalzer
Final Rank	11
Fastest Section Time (Section)	0:11.44 (1000m)
Top Speed [km/h] (Section)	64.8 (1000m)
Race State	Finished



Toowoomba QLD Professional
Race 6: SHEPPARD EARTHMOVING Maiden Handicap - 1200m
25 May 2024 - 19:50
Track Rating: Soft 5, Weather: Overcast, Rail Position: +3m Entire



Section	Overall	1000m	800m	600m	400m	200m							
Section Times	1:16.49 [11] (0:14.78)	1:01.71 [7] (0:11.44)	0:50.27 [7] (0:11.95)	0:38.32 [7] (0:12.52)	0:25.80 [10] (0:12.87)	0:12.93 [12] (0:12.93)							
Average Speed [km/h]	48.9	62.8	60.9	58.9	56.9	55.8							
Top Speed [km/h]	64.0	64.8	63.5	61.2	58.8	56.8							
Avg. Dist. to Rail [m]	4.0	1.1	4.1	4.7	4.7	5.6							
Avg. Stride Freq. [Hz]	2.4	2.5	2.4	2.4	2.3	2.3							
Avg. Stride Length [m]	5.6	7.2	7.0	6.9	6.7	6.7							





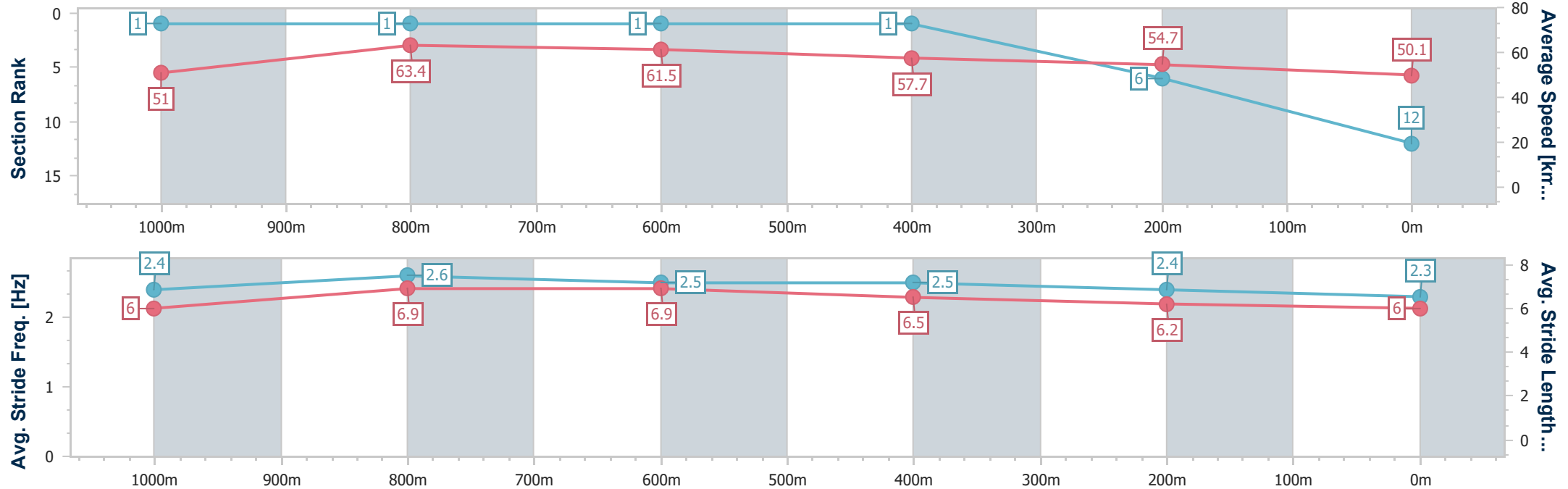
Horse/Jockey Name	Honey Queen
Final Rank	12
Fastest Section Time (Section)	0:11.35 (1000m)
Top Speed [km/h] (Section)	66.0 (Overall)
Race State	Finished



Toowoomba QLD Professional
Race 6: SHEPPARD EARTHMOVING Maiden Handicap - 1200m
25 May 2024 - 19:50
Track Rating: Soft 5, Weather: Overcast, Rail Position: +3m Entire



Section	Overall	1000m	800m	600m	400m	200m							
Section Times	1:17.21 [12] (0:14.14)	1:03.07 [1] (0:11.35)	0:51.72 [1] (0:11.74)	0:39.98 [1] (0:12.51)	0:27.47 [1] (0:13.13)	0:14.34 [6] (0:14.34)							
Average Speed [km/h]	51.0	63.4	61.5	57.7	54.7	50.1							
Top Speed [km/h]	66.0	64.8	62.6	60.9	56.5	53.3							
Avg. Dist. to Rail [m]	6.5	0.3	0.8	0.8	1.1	0.4							
Avg. Stride Freq. [Hz]	2.4	2.6	2.5	2.5	2.4	2.3							
Avg. Stride Length [m]	6.0	6.9	6.9	6.5	6.2	6.0							





Toowoomba QLD Professional
Race 7: SHANNON SIGN COMPANY Maiden Handicap - 2150m
25 May 2024 - 20:30



Track Rating: Soft 5, Weather: Overcast, Rail Position: +3m Entire

Section						Overall	2000m	1800m	1600m	1400m	1200m	1000m	Last 600m		
Field Times						2:16.72 (0:11.53)	2:05.19 (0:11.47)	1:53.72 (0:11.56)	1:42.16 (0:12.02)	1:30.14 (0:12.09)	1:18.05 (0:12.50)	1:05.55 (0:12.91)	0:39.62		
Rank	TAB	Horse/Jockey	Barrier	Top Speed [km/h]	Fastest Section										Distance Travelled [m]
1	2	BILPA MOREA	6	64.1	0:11.48	2:16.72 [1]	2:04.52 [6]	1:53.04 [3]	1:41.34 [4]	1:29.76 [4]	1:17.60 [4]	1:04.96 [4]	0:39.16		
		Madeleine Wishart		1600m	2000m	(0:12.20)	(0:11.48)	(0:11.70)	(0:11.58)	(0:12.16)	(0:12.64)	(0:12.91)			
2	6	FIONTE	3	63.3	0:11.58	2:16.81 [2]	2:04.72 [4]	1:52.99 [6]	1:41.30 [6]	1:29.72 [5]	1:17.52 [5]	1:04.87 [5]	0:39.00	-5	
		Georgina Cartwright		1800m	1600m	(0:12.09)	(0:11.73)	(0:11.69)	(0:11.58)	(0:12.20)	(0:12.65)	(0:12.94)			
3	5	PARIAH ON FIRE	7	64.5	0:11.47	2:18.23 [3]	2:06.70 [1]	1:55.23 [1]	1:43.67 [1]	1:31.65 [1]	1:19.56 [1]	1:07.06 [1]	0:41.13	-10	
		Les Tilley		2000m	2000m	(0:11.53)	(0:11.47)	(0:11.56)	(0:12.02)	(0:12.09)	(0:12.50)	(0:12.91)			
4	7	CASSIE'S GIRL	1	63.2	0:11.60	2:18.69 [4]	2:06.30 [7]	1:54.70 [7]	1:42.97 [7]	1:31.33 [7]	1:19.03 [8]	1:06.31 [8]	0:40.70	-6	
		Nozi Tomizawa		2000m	2000m	(0:12.39)	(0:11.60)	(0:11.73)	(0:11.64)	(0:12.30)	(0:12.72)	(0:12.97)			
5	4	MAJESTIC ANGEL	5	62.9	0:11.52	2:18.82 [5]	2:06.38 [8]	1:54.63 [8]	1:42.86 [8]	1:31.34 [8]	1:19.18 [7]	1:06.50 [7]	0:40.88	-2	
		Rikki Jamieson		1600m	1600m	(0:12.44)	(0:11.75)	(0:11.77)	(0:11.52)	(0:12.16)	(0:12.68)	(0:13.02)			
6	1	THE HINDUSTAN	2	62.8	0:11.59	2:19.51 [6]	2:07.42 [5]	1:55.83 [4]	1:44.05 [5]	1:32.39 [6]	1:20.00 [6]	1:07.35 [6]	0:41.35	-9	
		Dylan Bennett		2000m	2000m	(0:12.09)	(0:11.59)	(0:11.78)	(0:11.66)	(0:12.39)	(0:12.65)	(0:12.97)			
7	8	FIREBALL FURY	8	64.0	0:11.54	2:20.23 [7]	2:08.42 [2]	1:56.85 [2]	1:45.31 [2]	1:33.42 [2]	1:21.19 [3]	1:08.56 [3]	0:42.13	-10	
		Kenji Yoshida		Overall	1800m	(0:11.81)	(0:11.57)	(0:11.54)	(0:11.89)	(0:12.23)	(0:12.63)	(0:13.09)			
8	3	MAH DRAGON	4	64.1	0:11.56	2:20.66 [8]	2:08.73 [3]	1:56.98 [4]	1:45.38 [3]	1:33.82 [3]	1:21.76 [2]	1:09.17 [2]	0:43.17	-8	
		Emily Lang		1600m	1600m	(0:11.93)	(0:11.75)	(0:11.60)	(0:11.56)	(0:12.06)	(0:12.59)	(0:12.97)			



Toowoomba QLD Professional
Race 7: SHANNON SIGN COMPANY Maiden Handicap - 2150m
25 May 2024 - 20:30



Track Rating: Soft 5, Weather: Overcast, Rail Position: +3m Entire

Section				800m		600m		400m		200m		Last 600m	
Field Times				0:52.64 (0:13.02)		0:39.62 (0:13.16)		0:26.46 (0:13.09)		0:13.37 (0:13.37)		0:39.62	
Rank	TAB	Horse/Jockey	Barrier	Top Speed [km/h]	Fastest Section	Margin						Distance Travelled [m]	
1	2	BILPA MOREA	6	64.1	0:11.48	0:52.05 [3]	0:39.16 [3]	0:26.38 [2]	0:13.37 [1]	2:16.72	0:39.16		
		Madeleine Wishart		1600m	2000m	(0:12.89)	(0:12.78)	(0:13.01)	(0:13.37)				
2	6	FIONTE	3	63.3	0:11.58	0:51.93 [5]	0:39.00 [4]	0:26.13 [3]	0:13.09 [2]	0.5L	0:39.00 -5		
		Georgina Cartwright		1800m	1600m	(0:12.93)	(0:12.87)	(0:13.04)	(0:13.09)				
3	5	PARIAH ON FIRE	7	64.5	0:11.47	0:54.15 [1]	0:41.13 [1]	0:27.97 [1]	0:14.24 [3]	8.8L	0:41.13 -10		
		Les Tilley		2000m	2000m	(0:13.02)	(0:13.16)	(0:13.73)	(0:14.24)				
4	7	CASSIE'S GIRL	1	63.2	0:11.60	0:53.34 [8]	0:40.70 [6]	0:27.46 [6]	0:13.79 [4]	11.3L	0:40.70 -6		
		Nozi Tomizawa		2000m	2000m	(0:12.64)	(0:13.24)	(0:13.67)	(0:13.79)				
5	4	MAJESTIC ANGEL	5	62.9	0:11.52	0:53.48 [7]	0:40.88 [5]	0:27.61 [5]	0:13.87 [5]	12.1L	0:40.88 -2		
		Rikki Jamieson		1600m	1600m	(0:12.60)	(0:13.27)	(0:13.74)	(0:13.87)				
6	1	THE HINDUSTAN	2	62.8	0:11.59	0:54.38 [6]	0:41.35 [8]	0:28.03 [7]	0:14.11 [6]	16.1L	0:41.35 -9		
		Dylan Bennett		2000m	2000m	(0:13.03)	(0:13.32)	(0:13.92)	(0:14.11)				
7	8	FIREBALL FURY	8	64.0	0:11.54	0:55.47 [4]	0:42.13 [7]	0:28.28 [8]	0:14.08 [8]	20.4L	0:42.13 -10		
		Kenji Yoshida		Overall	1800m	(0:13.34)	(0:13.85)	(0:14.20)	(0:14.08)				
8	3	MAH DRAGON	4	64.1	0:11.56	0:56.20 [2]	0:43.17 [2]	0:29.54 [4]	0:15.26 [7]	22.9L	0:43.17 -8		
		Emily Lang		1600m	1600m	(0:13.03)	(0:13.63)	(0:14.28)	(0:15.26)				



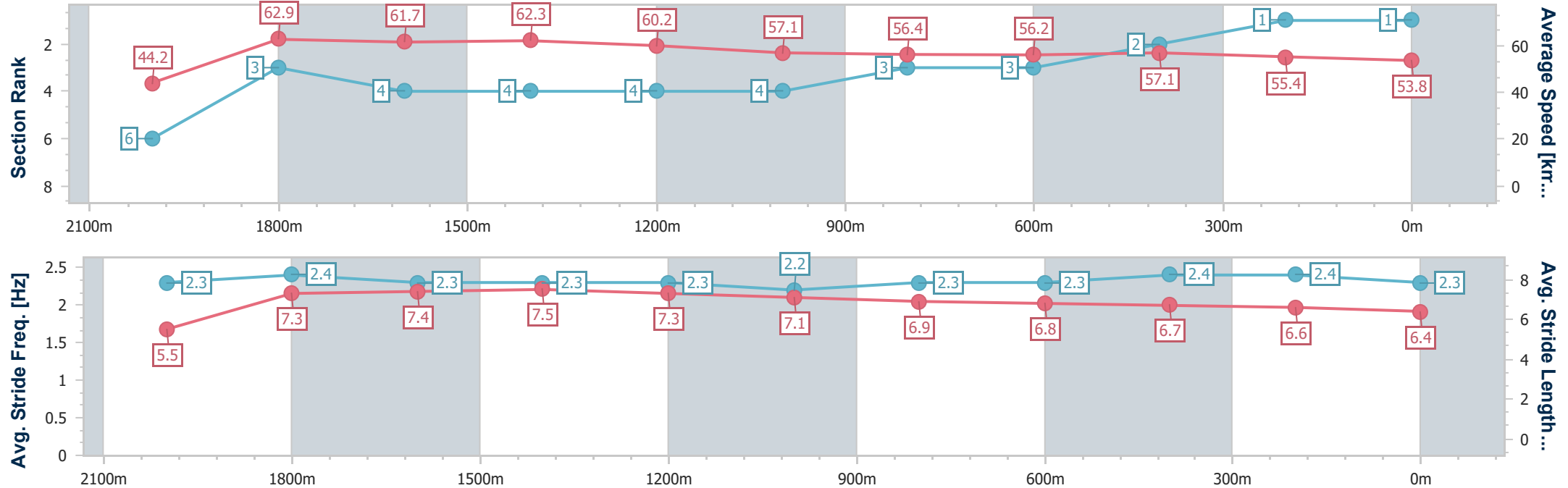
Horse/Jockey Name	Bilpa Morea
Final Rank	1
Fastest Section Time (Section)	0:11.48 (2000m)
Top Speed [km/h] (Section)	64.1 (1600m)
Race State	Finished



Toowoomba QLD Professional
Race 7: SHANNON SIGN COMPANY Maiden Handicap - 2150m
25 May 2024 - 20:30
Track Rating: Soft 5, Weather: Overcast, Rail Position: +3m Entire



Section	Overall	2000m	1800m	1600m	1400m	1200m	1000m	800m	600m	400m	200m		
Section Times	2:16.72 [1] (0:12.20)	2:04.52 [6] (0:11.48)	1:53.04 [3] (0:11.70)	1:41.34 [4] (0:11.58)	1:29.76 [4] (0:12.16)	1:17.60 [4] (0:12.64)	1:04.96 [4] (0:12.91)	0:52.05 [3] (0:12.89)	0:39.16 [3] (0:12.78)	0:26.38 [2] (0:13.01)	0:13.37 [1] (0:13.37)		
Average Speed [km/h]	44.2	62.9	61.7	62.3	60.2	57.1	56.4	56.2	57.1	55.4	53.8		
Top Speed [km/h]	63.4	63.8	63.0	64.1	61.7	58.6	57.4	58.2	58.2	56.1	54.9		
Avg. Dist. to Rail [m]	5.3	2.3	0.6	1.4	2.6	2.8	3.3	2.9	2.4	0.7	0.4		
Avg. Stride Freq. [Hz]	2.3	2.4	2.3	2.3	2.3	2.2	2.3	2.3	2.4	2.4	2.3		
Avg. Stride Length [m]	5.5	7.3	7.4	7.5	7.3	7.1	6.9	6.8	6.7	6.6	6.4		





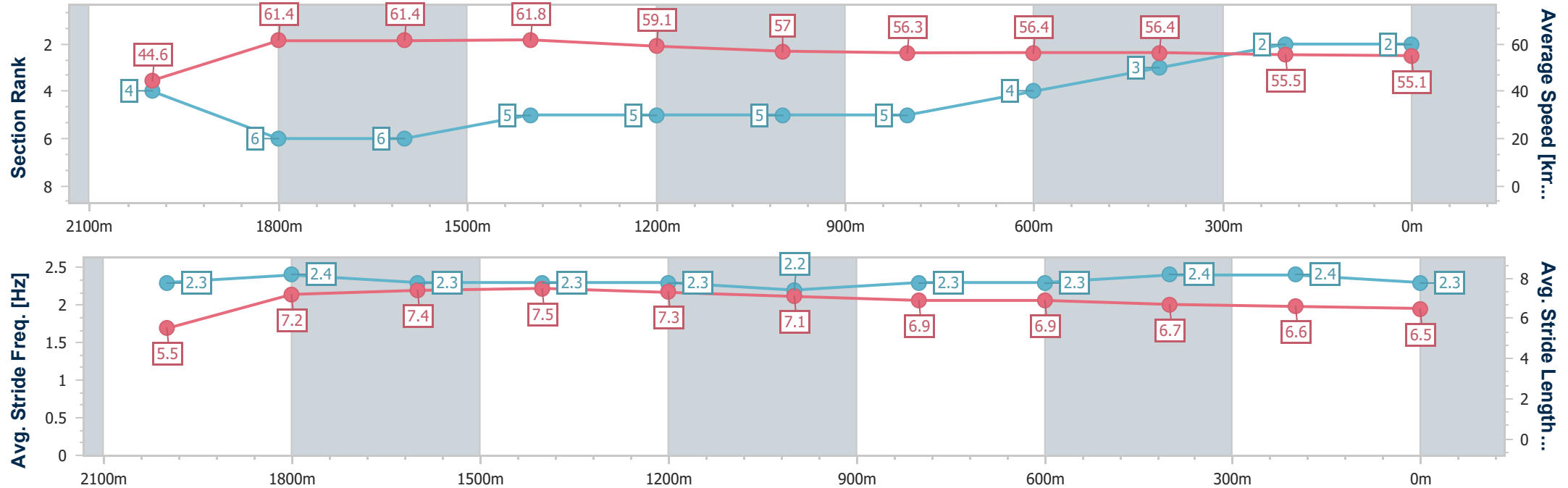
Horse/Jockey Name	Fionte
Final Rank	2
Fastest Section Time (Section)	0:11.58 (1600m)
Top Speed [km/h] (Section)	63.3 (1800m)
Race State	Finished



Toowoomba QLD Professional
Race 7: SHANNON SIGN COMPANY Maiden Handicap - 2150m
25 May 2024 - 20:30
Track Rating: Soft 5, Weather: Overcast, Rail Position: +3m Entire



Section	Overall	2000m	1800m	1600m	1400m	1200m	1000m	800m	600m	400m	200m		
Section Times	2:16.81 [2] (0:12.09)	2:04.72 [4] (0:11.73)	1:52.99 [6] (0:11.69)	1:41.30 [6] (0:11.58)	1:29.72 [5] (0:12.20)	1:17.52 [5] (0:12.65)	1:04.87 [5] (0:12.94)	0:51.93 [5] (0:12.93)	0:39.00 [4] (0:12.87)	0:26.13 [3] (0:13.04)	0:13.09 [2] (0:13.09)		
Average Speed [km/h]	44.6	61.4	61.4	61.8	59.1	57.0	56.3	56.4	56.4	55.5	55.1		
Top Speed [km/h]	61.8	62.2	63.3	62.9	61.1	58.0	57.4	57.8	58.2	56.9	55.5		
Avg. Dist. to Rail [m]	1.7	0.8	0.8	0.8	0.7	1.5	2.8	3.0	2.2	0.9	0.5		
Avg. Stride Freq. [Hz]	2.3	2.4	2.3	2.3	2.3	2.2	2.3	2.3	2.4	2.4	2.3		
Avg. Stride Length [m]	5.5	7.2	7.4	7.5	7.3	7.1	6.9	6.9	6.7	6.6	6.5		



[] Ranking at each section and finish
-.-.- No data available at this section
NA No data available



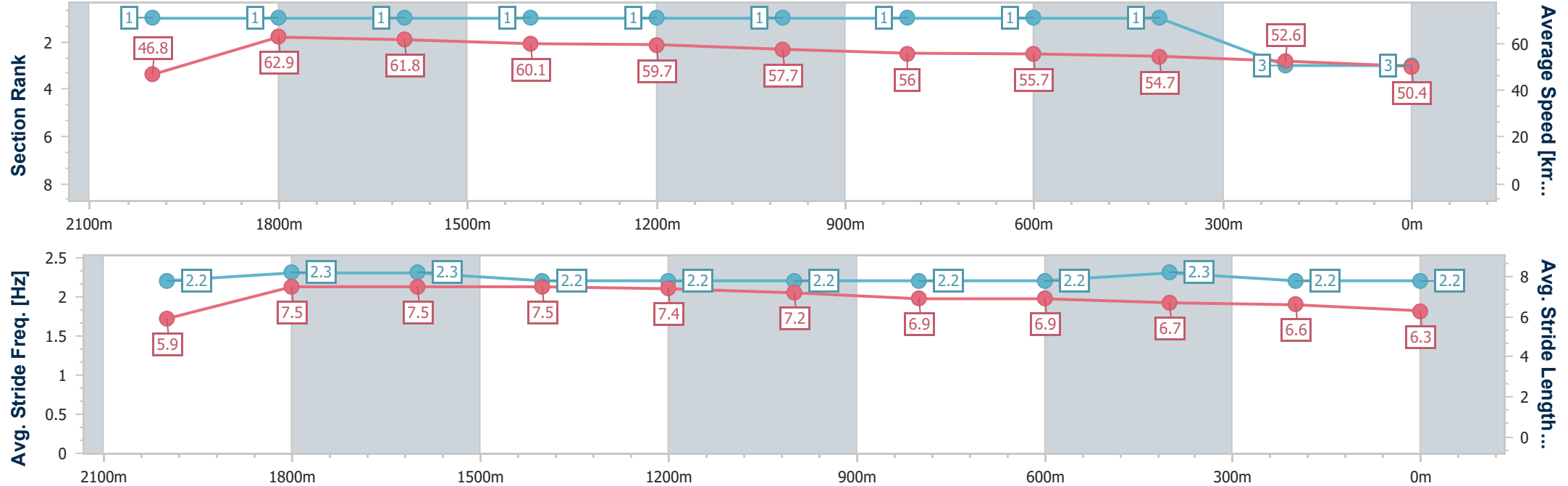
Horse/Jockey Name	Pariah On Fire
Final Rank	3
Fastest Section Time (Section)	0:11.47 (2000m)
Top Speed [km/h] (Section)	64.5 (2000m)
Race State	Finished



Toowoomba QLD Professional
Race 7: SHANNON SIGN COMPANY Maiden Handicap - 2150m
25 May 2024 - 20:30
Track Rating: Soft 5, Weather: Overcast, Rail Position: +3m Entire



Section	Overall	2000m	1800m	1600m	1400m	1200m	1000m	800m	600m	400m	200m		
Section Times	2:18.23 [3] (0:11.53)	2:06.70 [1] (0:11.47)	1:55.23 [1] (0:11.56)	1:43.67 [1] (0:12.02)	1:31.65 [1] (0:12.09)	1:19.56 [1] (0:12.50)	1:07.06 [1] (0:12.91)	0:54.15 [1] (0:13.02)	0:41.13 [1] (0:13.16)	0:27.97 [1] (0:13.73)	0:14.24 [3] (0:14.24)		
Average Speed [km/h]	46.8	62.9	61.8	60.1	59.7	57.7	56.0	55.7	54.7	52.6	50.4		
Top Speed [km/h]	64.1	64.5	62.8	62.0	60.5	59.0	56.9	56.4	56.7	53.4	51.8		
Avg. Dist. to Rail [m]	5.2	0.4	1.0	0.6	0.6	1.0	1.7	1.2	0.7	0.2	0.4		
Avg. Stride Freq. [Hz]	2.2	2.3	2.3	2.2	2.2	2.2	2.2	2.2	2.3	2.2	2.2		
Avg. Stride Length [m]	5.9	7.5	7.5	7.5	7.4	7.2	6.9	6.9	6.7	6.6	6.3		





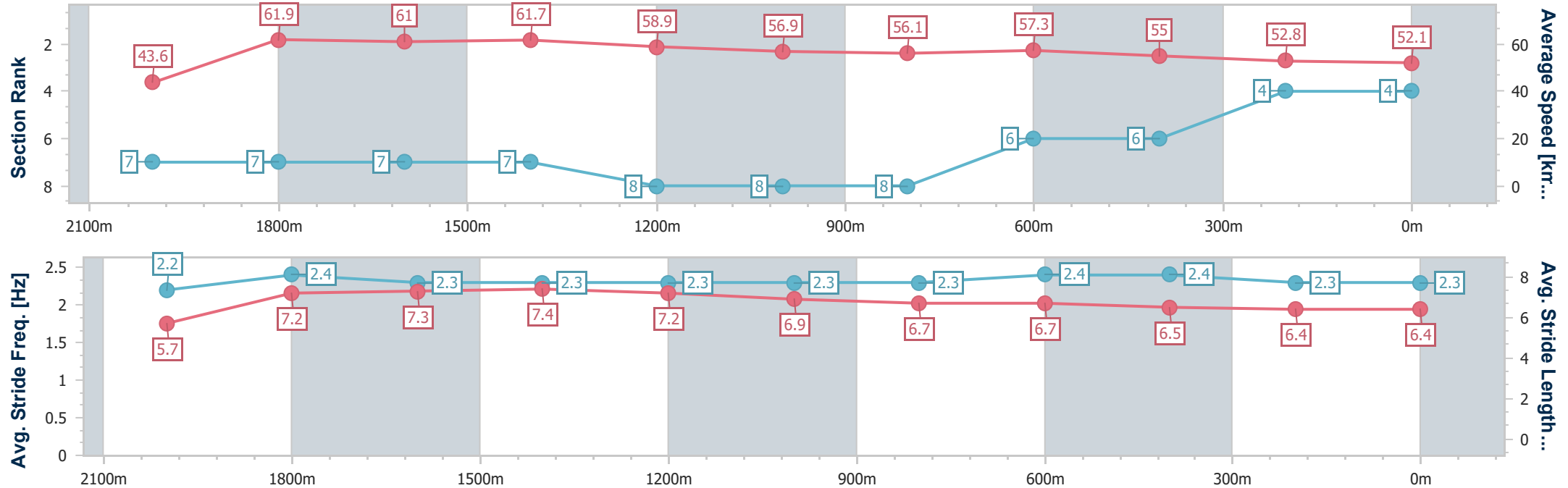
Horse/Jockey Name	Cassie's Girl
Final Rank	4
Fastest Section Time (Section)	0:11.60 (2000m)
Top Speed [km/h] (Section)	63.2 (2000m)
Race State	Finished



Toowoomba QLD Professional
Race 7: SHANNON SIGN COMPANY Maiden Handicap - 2150m
25 May 2024 - 20:30
Track Rating: Soft 5, Weather: Overcast, Rail Position: +3m Entire



Section	Overall	2000m	1800m	1600m	1400m	1200m	1000m	800m	600m	400m	200m		
Section Times	2:18.69 [4] (0:12.39)	2:06.30 [7] (0:11.60)	1:54.70 [7] (0:11.73)	1:42.97 [7] (0:11.64)	1:31.33 [7] (0:12.30)	1:19.03 [8] (0:12.72)	1:06.31 [8] (0:12.97)	0:53.34 [8] (0:12.64)	0:40.70 [6] (0:13.24)	0:27.46 [6] (0:13.67)	0:13.79 [4] (0:13.79)		
Average Speed [km/h]	43.6	61.9	61.0	61.7	58.9	56.9	56.1	57.3	55.0	52.8	52.1		
Top Speed [km/h]	60.5	63.2	62.3	62.1	60.8	58.5	57.3	58.3	57.9	53.8	52.6		
Avg. Dist. to Rail [m]	0.9	0.2	1.7	0.7	1.8	2.3	2.9	2.8	2.0	1.4	2.8		
Avg. Stride Freq. [Hz]	2.2	2.4	2.3	2.3	2.3	2.3	2.3	2.4	2.4	2.3	2.3		
Avg. Stride Length [m]	5.7	7.2	7.3	7.4	7.2	6.9	6.7	6.7	6.5	6.4	6.4		





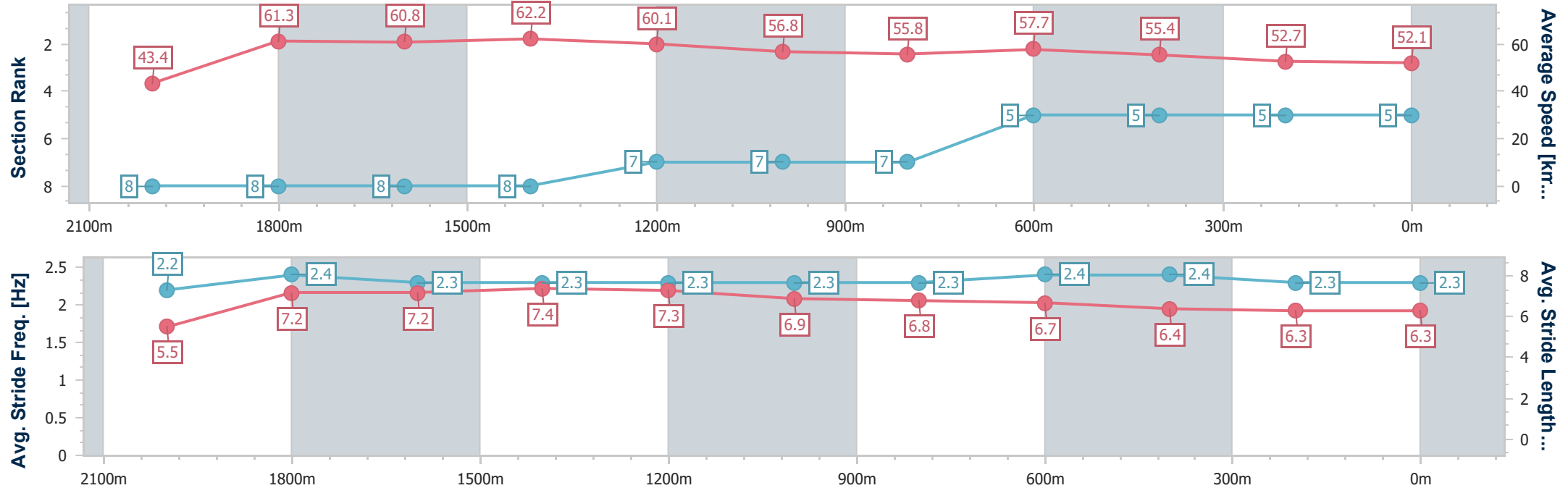
Horse/Jockey Name	Majestic Angel
Final Rank	5
Fastest Section Time (Section)	0:11.52 (1600m)
Top Speed [km/h] (Section)	62.9 (1600m)
Race State	Finished



Toowoomba QLD Professional
Race 7: SHANNON SIGN COMPANY Maiden Handicap - 2150m
25 May 2024 - 20:30
Track Rating: Soft 5, Weather: Overcast, Rail Position: +3m Entire



Section	Overall	2000m	1800m	1600m	1400m	1200m	1000m	800m	600m	400m	200m		
Section Times	2:18.82 [5] (0:12.44)	2:06.38 [8] (0:11.75)	1:54.63 [8] (0:11.77)	1:42.86 [8] (0:11.52)	1:31.34 [8] (0:12.16)	1:19.18 [7] (0:12.68)	1:06.50 [7] (0:13.02)	0:53.48 [7] (0:12.60)	0:40.88 [5] (0:13.27)	0:27.61 [5] (0:13.74)	0:13.87 [5] (0:13.87)		
Average Speed [km/h]	43.4	61.3	60.8	62.2	60.1	56.8	55.8	57.7	55.4	52.7	52.1		
Top Speed [km/h]	60.6	62.6	62.3	62.9	61.9	59.6	57.7	59.4	58.3	53.9	52.4		
Avg. Dist. to Rail [m]	3.7	1.0	1.2	0.9	2.1	2.3	2.8	3.1	3.5	2.7	5.6		
Avg. Stride Freq. [Hz]	2.2	2.4	2.3	2.3	2.3	2.3	2.3	2.4	2.4	2.3	2.3		
Avg. Stride Length [m]	5.5	7.2	7.2	7.4	7.3	6.9	6.8	6.7	6.4	6.3	6.3		





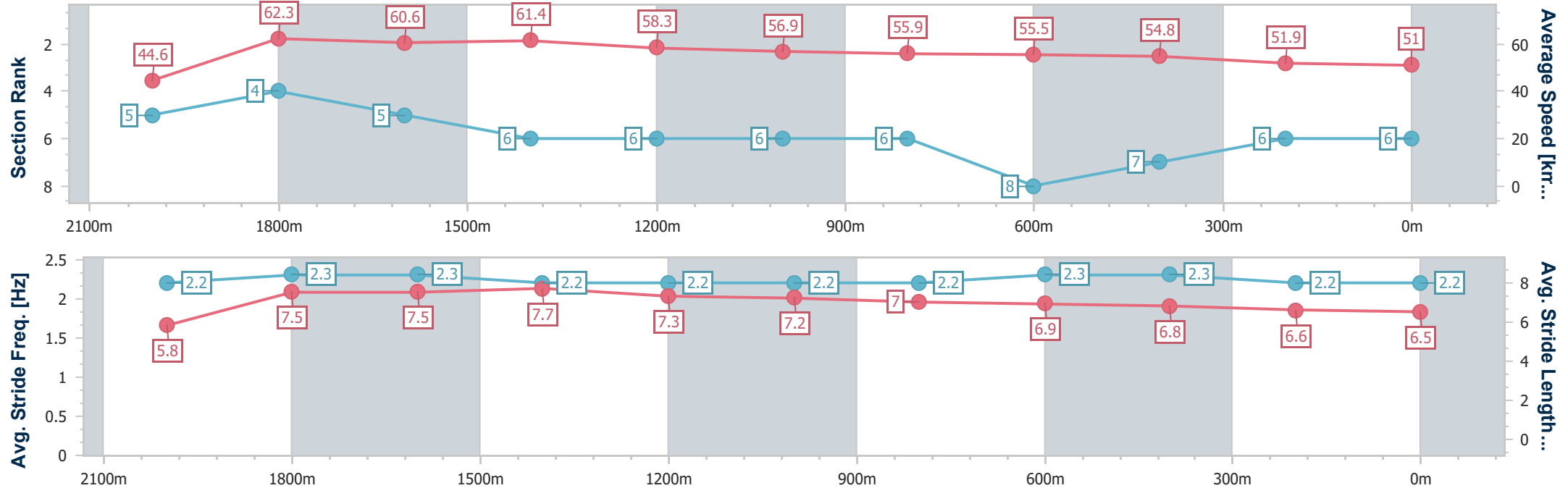
Horse/Jockey Name	The Hindustan
Final Rank	6
Fastest Section Time (Section)	0:11.59 (2000m)
Top Speed [km/h] (Section)	62.8 (2000m)
Race State	Finished



Toowoomba QLD Professional
Race 7: SHANNON SIGN COMPANY Maiden Handicap - 2150m
25 May 2024 - 20:30
Track Rating: Soft 5, Weather: Overcast, Rail Position: +3m Entire



Section	Overall	2000m	1800m	1600m	1400m	1200m	1000m	800m	600m	400m	200m		
Section Times	2:19.51 [6] (0:12.09)	2:07.42 [5] (0:11.59)	1:55.83 [4] (0:11.78)	1:44.05 [5] (0:11.66)	1:32.39 [6] (0:12.39)	1:20.00 [6] (0:12.65)	1:07.35 [6] (0:12.97)	0:54.38 [6] (0:13.03)	0:41.35 [8] (0:13.32)	0:28.03 [7] (0:13.92)	0:14.11 [6] (0:14.11)		
Average Speed [km/h]	44.6	62.3	60.6	61.4	58.3	56.9	55.9	55.5	54.8	51.9	51.0		
Top Speed [km/h]	61.4	62.8	62.4	62.5	61.1	57.7	56.7	56.8	56.7	52.9	52.1		
Avg. Dist. to Rail [m]	1.9	0.8	1.0	1.0	0.3	0.8	1.8	2.0	2.0	1.6	3.6		
Avg. Stride Freq. [Hz]	2.2	2.3	2.3	2.2	2.2	2.2	2.2	2.3	2.3	2.2	2.2		
Avg. Stride Length [m]	5.8	7.5	7.5	7.7	7.3	7.2	7.0	6.9	6.8	6.6	6.5		



[] Ranking at each section and finish
-.-.- No data available at this section
NA No data available



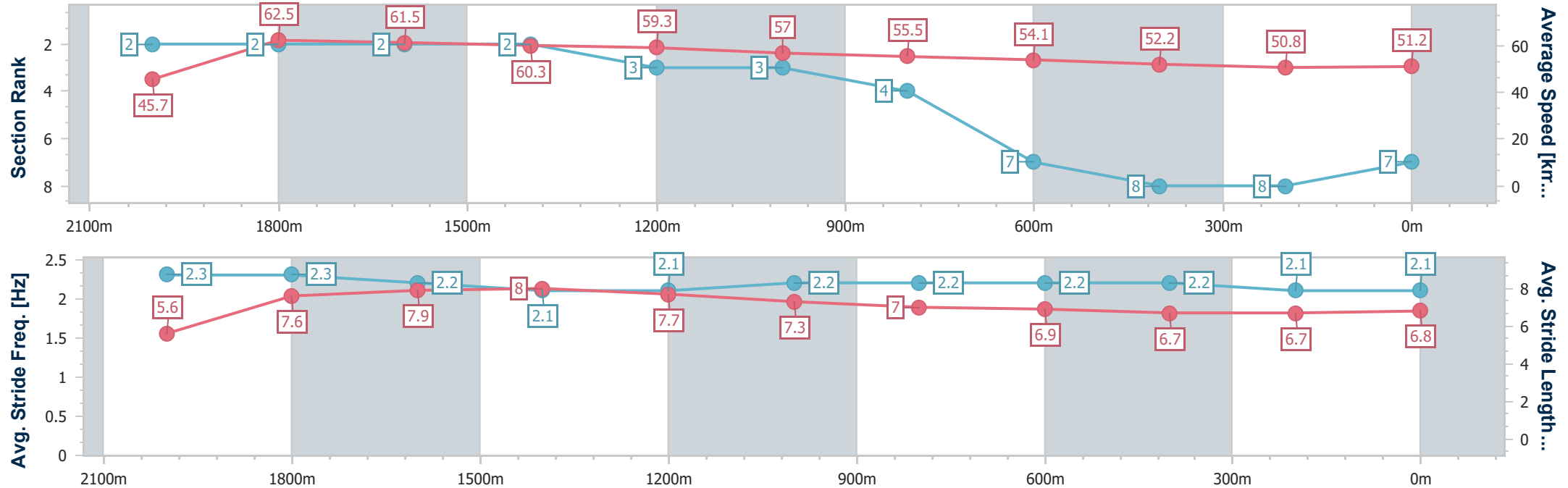
Horse/Jockey Name	Fireball Fury
Final Rank	7
Fastest Section Time (Section)	0:11.54 (1800m)
Top Speed [km/h] (Section)	64.0 (Overall)
Race State	Finished



Toowoomba QLD Professional
Race 7: SHANNON SIGN COMPANY Maiden Handicap - 2150m
25 May 2024 - 20:30
Track Rating: Soft 5, Weather: Overcast, Rail Position: +3m Entire



Section	Overall	2000m	1800m	1600m	1400m	1200m	1000m	800m	600m	400m	200m		
Section Times	2:20.23 [7] (0:11.81)	2:08.42 [2] (0:11.57)	1:56.85 [2] (0:11.54)	1:45.31 [2] (0:11.89)	1:33.42 [2] (0:12.23)	1:21.19 [3] (0:12.63)	1:08.56 [3] (0:13.09)	0:55.47 [4] (0:13.34)	0:42.13 [7] (0:13.85)	0:28.28 [8] (0:14.20)	0:14.08 [8] (0:14.08)		
Average Speed [km/h]	45.7	62.5	61.5	60.3	59.3	57.0	55.5	54.1	52.2	50.8	51.2		
Top Speed [km/h]	64.0	64.0	62.6	61.9	60.3	58.6	56.1	55.0	53.9	52.0	51.9		
Avg. Dist. to Rail [m]	6.2	1.2	1.8	1.1	0.9	1.6	2.2	1.2	0.6	1.2	3.8		
Avg. Stride Freq. [Hz]	2.3	2.3	2.2	2.1	2.1	2.2	2.2	2.2	2.2	2.1	2.1		
Avg. Stride Length [m]	5.6	7.6	7.9	8.0	7.7	7.3	7.0	6.9	6.7	6.7	6.8		





Horse/Jockey Name	Mah Dragon
Final Rank	8
Fastest Section Time (Section)	0:11.56 (1600m)
Top Speed [km/h] (Section)	64.1 (1600m)
Race State	Finished



Toowoomba QLD Professional
Race 7: SHANNON SIGN COMPANY Maiden Handicap - 2150m
25 May 2024 - 20:30
Track Rating: Soft 5, Weather: Overcast, Rail Position: +3m Entire



Section	Overall	2000m	1800m	1600m	1400m	1200m	1000m	800m	600m	400m	200m		
Section Times	2:20.66 [8] (0:11.93)	2:08.73 [3] (0:11.75)	1:56.98 [4] (0:11.60)	1:45.38 [3] (0:11.56)	1:33.82 [3] (0:12.06)	1:21.76 [2] (0:12.59)	1:09.17 [2] (0:12.97)	0:56.20 [2] (0:13.03)	0:43.17 [2] (0:13.63)	0:29.54 [4] (0:14.28)	0:15.26 [7] (0:15.26)		
Average Speed [km/h]	45.3	61.3	62.0	62.0	60.0	57.3	56.0	55.8	53.0	50.5	47.1		
Top Speed [km/h]	61.3	62.7	63.8	64.1	61.6	58.9	56.3	56.0	55.2	51.1	48.5		
Avg. Dist. to Rail [m]	2.9	1.3	0.8	0.5	0.9	1.9	2.7	2.4	1.0	0.2	0.8		
Avg. Stride Freq. [Hz]	2.2	2.3	2.3	2.3	2.3	2.3	2.3	2.4	2.3	2.3	2.1		
Avg. Stride Length [m]	5.7	7.3	7.5	7.5	7.3	7.0	6.7	6.6	6.3	6.2	6.1		

