



Doomben QLD Professional
Race 1: STRADBROKE SEASON BOOK NOW Fillies and Mares Maiden
Plate - 1350m
05 June 2024 - 12:34



Track Rating: Soft 5, Weather: Fine, Rail Position: +7m Entire

Section						Overall	1200m	1000m	800m	600m	400m	Last 600m	
Field Times						1:20.32 (0:10.90)	1:09.42 (0:10.73)	0:58.69 (0:11.29)	0:47.40 (0:11.98)	0:35.42 (0:12.10)	0:23.32 (0:11.45)	0:35.42	
Rank	TAB	Horse/Jockey	Barrier	Top Speed [km/h]	Fastest Section								Distance Travelled [m]
1	9	MOONFLEET	10	68.0	0:10.78	1:20.32 [1]	1:09.31 [3]	0:58.53 [3]	0:47.21 [2]	0:35.19 [3]	0:23.21 [3]	0:35.19	
		Emily Lang		1200m	1200m	(0:11.01)	(0:10.78)	(0:11.32)	(0:12.02)	(0:11.98)	(0:11.34)		
2	11	TRAPEDO	6	67.0	0:11.14	1:20.33 [2]	1:08.76 [10]	0:57.57 [10]	0:46.10 [10]	0:34.43 [9]	0:22.55 [8]	0:34.43	+1
		Cejay Graham		400m	400m	(0:11.57)	(0:11.19)	(0:11.47)	(0:11.67)	(0:11.88)	(0:11.14)		
3	8	AUTUMNMATION	7	67.3	0:11.20	1:20.60 [3]	1:09.20 [7]	0:57.95 [9]	0:46.42 [9]	0:34.63 [10]	0:22.65 [10]	0:34.63	-1
		James Orman		400m	400m	(0:11.40)	(0:11.25)	(0:11.53)	(0:11.79)	(0:11.98)	(0:11.20)		
4	10	PRINCESS KAGUYA	1	68.0	0:10.87	1:20.85 [4]	1:09.71 [4]	0:58.84 [5]	0:47.34 [5]	0:35.39 [6]	0:23.46 [6]	0:35.39	+2
		Vlad Duric		1200m	1200m	(0:11.14)	(0:10.87)	(0:11.50)	(0:11.95)	(0:11.93)	(0:11.47)		
5	5	HI JULES	8	67.8	0:10.73	1:20.99 [5]	1:09.99 [2]	0:59.26 [2]	0:47.87 [3]	0:36.09 [1]	0:23.99 [1]	0:36.09	-3
		Samantha Collett		1200m	1200m	(0:11.00)	(0:10.73)	(0:11.39)	(0:11.78)	(0:12.10)	(0:11.55)		
6	7	PINTURA ROSA	4	66.6	0:10.92	1:21.11 [6]	1:09.68 [9]	0:58.76 [8]	0:47.23 [8]	0:35.35 [8]	0:23.33 [9]	0:35.35	+0
		Boris Thornton		1200m	1200m	(0:11.43)	(0:10.92)	(0:11.53)	(0:11.88)	(0:12.02)	(0:11.39)		
7	4	GO GIRL GO	3	68.1	0:10.79	1:21.40 [7]	1:10.21 [5]	0:59.42 [4]	0:48.00 [4]	0:36.18 [4]	0:24.12 [4]	0:36.18	-1
		Ryan Maloney		1200m	1200m	(0:11.19)	(0:10.79)	(0:11.42)	(0:11.82)	(0:12.06)	(0:11.71)		
8	6	KELLISA	5	67.6	0:10.86	1:21.55 [8]	1:10.33 [6]	0:59.47 [6]	0:48.00 [6]	0:36.19 [5]	0:24.22 [5]	0:36.19	+2
		Marnu Potgieter		1200m	1200m	(0:11.22)	(0:10.86)	(0:11.47)	(0:11.81)	(0:11.97)	(0:11.66)		
9	2	FLAMINGO BEACH	2	66.6	0:10.91	1:21.68 [9]	1:10.28 [8]	0:59.37 [7]	0:47.91 [7]	0:36.20 [7]	0:24.25 [7]	0:36.20	-2
		Georgina Cartwright		1200m	1200m	(0:11.40)	(0:10.91)	(0:11.46)	(0:11.71)	(0:11.95)	(0:11.71)		
10	1	ANOTHERLOVELYDAY	9	68.6	0:10.73	1:21.91 [10]	1:11.01 [1]	1:00.28 [1]	0:48.99 [1]	0:36.98 [2]	0:24.82 [2]	0:36.98	-5
		Bailey Wheeler		1200m	1200m	(0:10.90)	(0:10.73)	(0:11.29)	(0:12.01)	(0:12.16)	(0:11.77)		

Scratched: Glowlight (#3)

Report Created: Wed 5 June 2024 13:02 GMT+10 (Note: Timing is based on position data)

Page 1/12

[] Ranking at each section and finish
-:-:- No data available at this section
NA No data available

SCN Saddle cloth number
DNF Did not finish
DNT Did not track

data processed by  TRIPLESDATA



Doomben QLD Professional
Race 1: STRADBROKE SEASON BOOK NOW Fillies and Mares Maiden
Plate - 1350m
05 June 2024 - 12:34



Track Rating: Soft 5, Weather: Fine, Rail Position: +7m Entire

Section		200m		Last 600m			
Field Times		0:11.87 (0:11.87)		0:35.42			
Rank	TAB Horse/Jockey	Barrier	Top Speed [km/h]	Fastest Section	Margin	Distance Travelled [m]	
1	9 MOONFLEET	10	68.0	0:10.78	0:11.87 [1]	1:20.32	0:35.19
	Emily Lang		1200m	1200m	(0:11.87)		
2	11 TRAPEDO	6	67.0	0:11.14	0:11.41 [5]	0.05L	0:34.43 +1
	Cejay Graham		400m	400m	(0:11.41)		
3	8 AUTUMNMATION	7	67.3	0:11.20	0:11.45 [9]	1.59L	0:34.63 -1
	James Orman		400m	400m	(0:11.45)		
4	10 PRINCESS KAGUYA	1	68.0	0:10.87	0:11.99 [3]	3.07L	0:35.39 +2
	Vlad Duric		1200m	1200m	(0:11.99)		
5	5 HI JULES	8	67.8	0:10.73	0:12.44 [2]	3.9L	0:36.09 -3
	Samantha Collett		1200m	1200m	(0:12.44)		
6	7 PINTURA ROSA	4	66.6	0:10.92	0:11.94 [10]	4.59L	0:35.35 +0
	Boris Thornton		1200m	1200m	(0:11.94)		
7	4 GO GIRL GO	3	68.1	0:10.79	0:12.41 [7]	6.3L	0:36.18 -1
	Ryan Maloney		1200m	1200m	(0:12.41)		
8	6 KELLISA	5	67.6	0:10.86	0:12.56 [6]	7.21L	0:36.19 +2
	Marnu Potgieter		1200m	1200m	(0:12.56)		
9	2 FLAMINGO BEACH	2	66.6	0:10.91	0:12.54 [8]	7.98L	0:36.20 -2
	Georgina Cartwright		1200m	1200m	(0:12.54)		
10	1 ANOTHERLOVELYDAY	9	68.6	0:10.73	0:13.05 [3]	9.32L	0:36.98 -5
	Bailey Wheeler		1200m	1200m	(0:13.05)		

Scratched: Glowlight (#3)

Report Created: Wed 5 June 2024 13:02 GMT+10 (Note: Timing is based on position data)

Page 2/12

[] Ranking at each section and finish
-:-:- No data available at this section
NA No data available

SCN Saddle cloth number
DNF Did not finish
DNT Did not track

data processed by  TRIPLESDATA



Horse/Jockey Name	Moonfleet
Final Rank	1
Fastest Section Time (Section)	0:10.78 (1200m)
Top Speed [km/h] (Section)	68.0 (1200m)
Race State	Finished

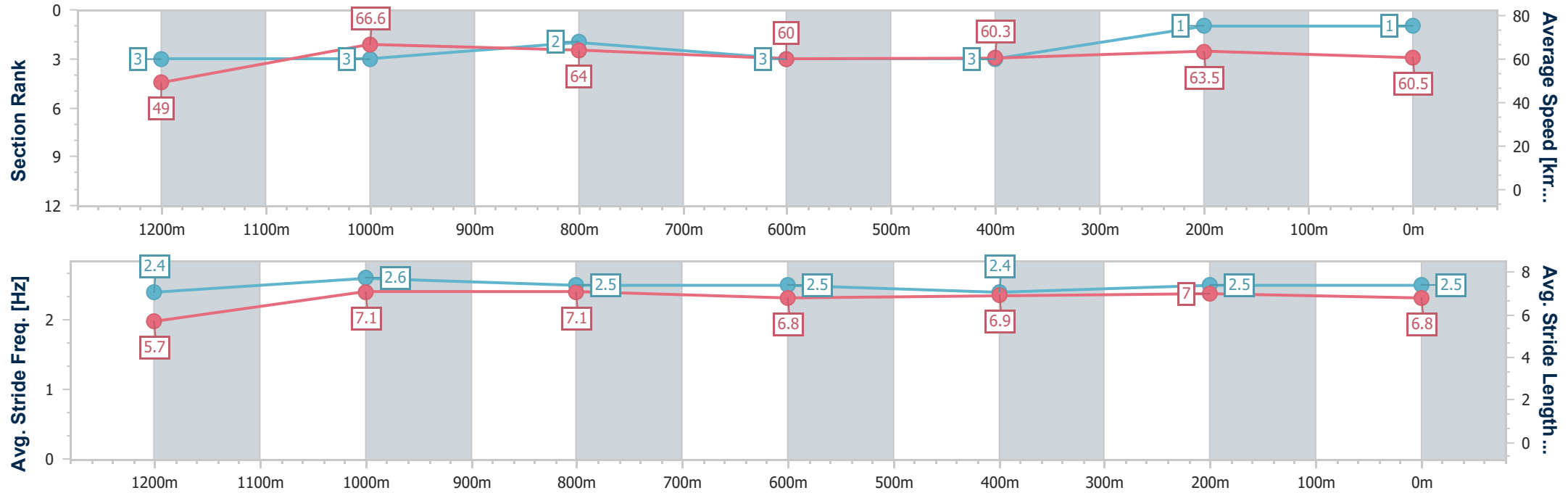


Doomben QLD Professional
Race 1: STRADBROKE SEASON BOOK NOW Fillies and Mares
Maiden Plate - 1350m
05 June 2024 - 12:34
Track Rating: Soft 5, Weather: Fine, Rail Position: +7m Entire



BRISBANE
RACING CLUB

Section	Overall	1200m	1000m	800m	600m	400m	200m						
Section Times	1:20.32 [1] (0:11.01)	1:09.31 [3] (0:10.78)	0:58.53 [3] (0:11.32)	0:47.21 [2] (0:12.02)	0:35.19 [3] (0:11.98)	0:23.21 [3] (0:11.34)	0:11.87 [1] (0:11.87)						
Average Speed [km/h]	49.0	66.6	64.0	60.0	60.3	63.5	60.5						
Top Speed [km/h]	66.2	68.0	66.1	62.7	61.9	64.5	63.3						
Avg. Dist. to Rail [m]	9.8	3.0	0.9	0.8	0.4	0.6	1.0						
Avg. Stride Freq. [Hz]	2.4	2.6	2.5	2.5	2.4	2.5	2.5						
Avg. Stride Length [m]	5.7	7.1	7.1	6.8	6.9	7.0	6.8						



[] Ranking at each section and finish
-.-.- No data available at this section
NA No data available



Horse/Jockey Name	Trapedo
Final Rank	2
Fastest Section Time (Section)	0:11.14 (400m)
Top Speed [km/h] (Section)	67.0 (400m)
Race State	Finished

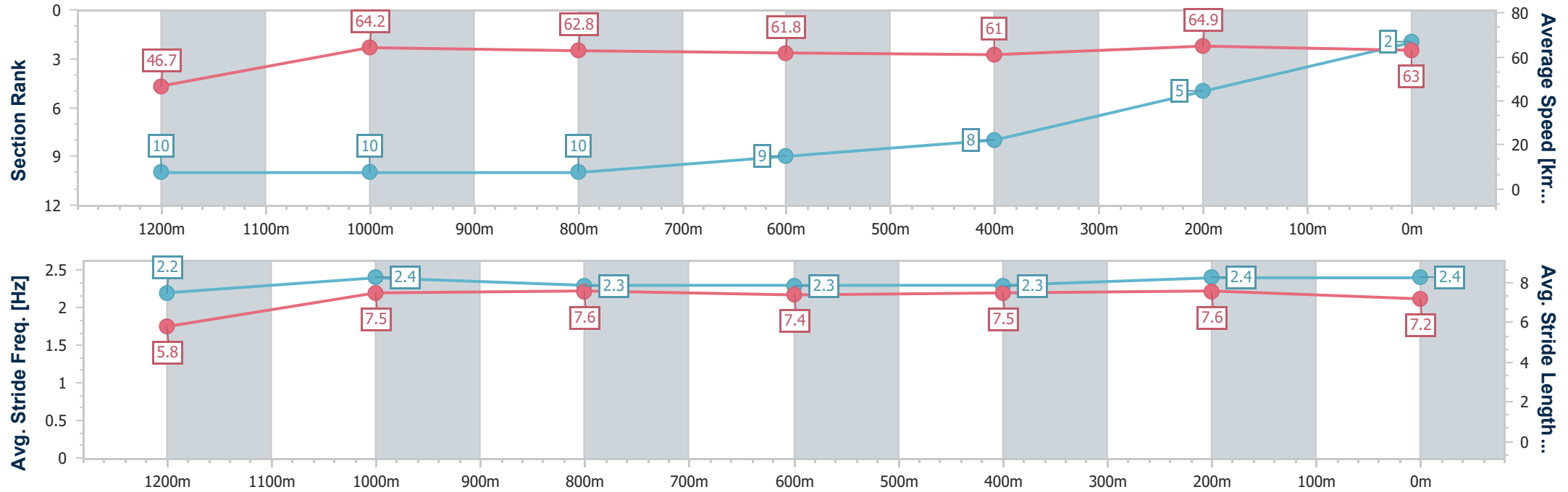


Doomben QLD Professional
Race 1: STRADBROKE SEASON BOOK NOW Fillies and Mares
Maiden Plate - 1350m
05 June 2024 - 12:34
Track Rating: Soft 5, Weather: Fine, Rail Position: +7m Entire



BRISBANE
RACING CLUB

Section	Overall	1200m	1000m	800m	600m	400m	200m						
Section Times	1:20.33 [2] (0:11.57)	1:08.76 [10] (0:11.19)	0:57.57 [10] (0:11.47)	0:46.10 [10] (0:11.67)	0:34.43 [9] (0:11.88)	0:22.55 [8] (0:11.14)	0:11.41 [5] (0:11.41)						
Average Speed [km/h]	46.7	64.2	62.8	61.8	61.0	64.9	63.0						
Top Speed [km/h]	66.4	66.4	65.9	62.7	61.6	67.0	65.0						
Avg. Dist. to Rail [m]	5.8	1.8	0.8	0.6	0.7	3.2	4.2						
Avg. Stride Freq. [Hz]	2.2	2.4	2.3	2.3	2.3	2.4	2.4						
Avg. Stride Length [m]	5.8	7.5	7.6	7.4	7.5	7.6	7.2						





Horse/Jockey Name	Autumnmaton
Final Rank	3
Fastest Section Time (Section)	0:11.20 (400m)
Top Speed [km/h] (Section)	67.3 (400m)
Race State	Finished

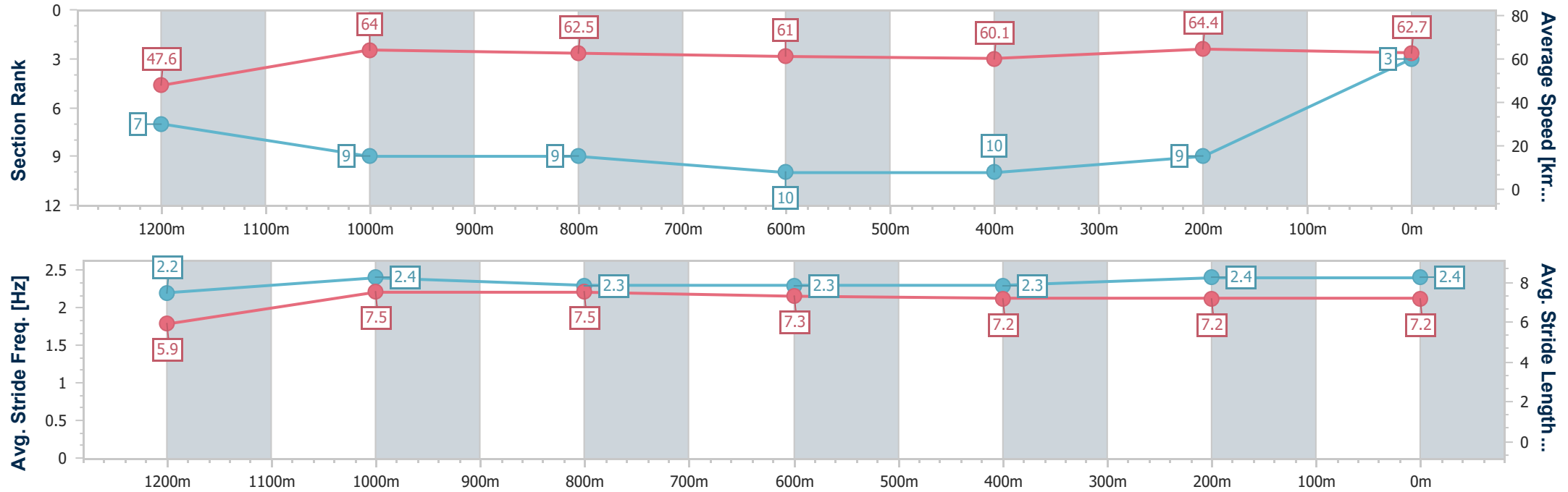


Doomben QLD Professional
Race 1: STRADBROKE SEASON BOOK NOW Fillies and Mares
Maiden Plate - 1350m
05 June 2024 - 12:34
Track Rating: Soft 5, Weather: Fine, Rail Position: +7m Entire



BRISBANE
RACING CLUB

Section	Overall	1200m	1000m	800m	600m	400m	200m						
Section Times	1:20.60 [3] (0:11.40)	1:09.20 [7] (0:11.25)	0:57.95 [9] (0:11.53)	0:46.42 [9] (0:11.79)	0:34.63 [10] (0:11.98)	0:22.65 [10] (0:11.20)	0:11.45 [9] (0:11.45)						
Average Speed [km/h]	47.6	64.0	62.5	61.0	60.1	64.4	62.7						
Top Speed [km/h]	62.1	65.4	66.1	62.2	61.5	67.3	67.1						
Avg. Dist. to Rail [m]	6.1	1.9	0.8	0.2	0.2	1.9	3.9						
Avg. Stride Freq. [Hz]	2.2	2.4	2.3	2.3	2.3	2.4	2.4						
Avg. Stride Length [m]	5.9	7.5	7.5	7.3	7.2	7.2	7.2						





Horse/Jockey Name	Princess Kaguya
Final Rank	4
Fastest Section Time (Section)	0:10.87 (1200m)
Top Speed [km/h] (Section)	68.0 (1200m)
Race State	Finished

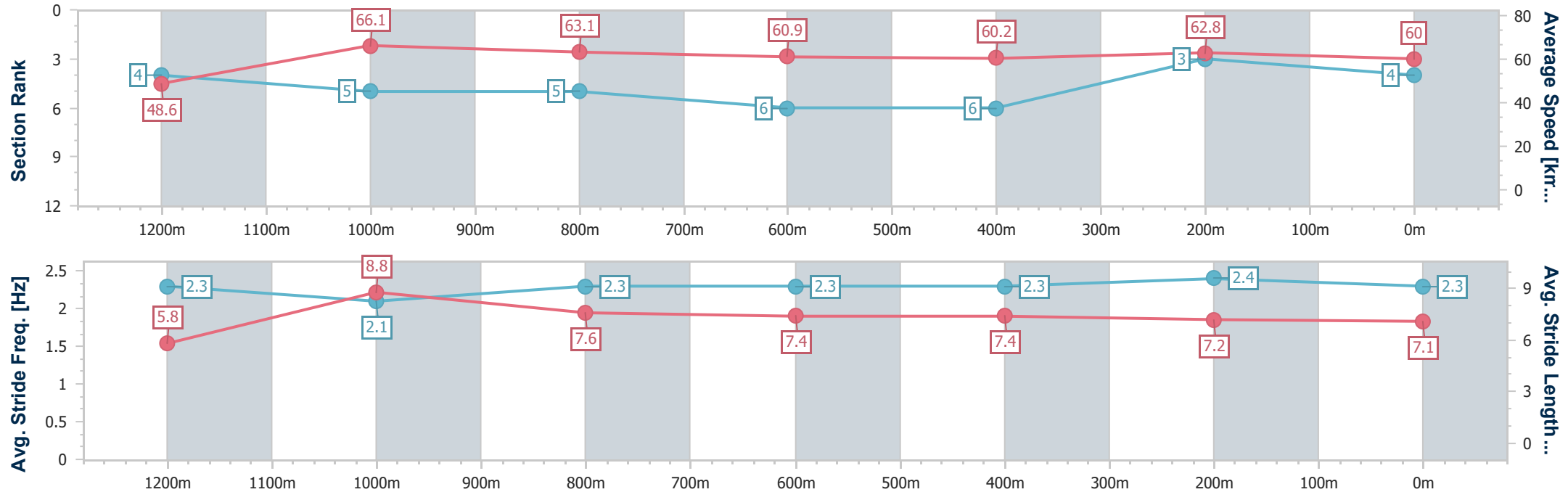


Doomben QLD Professional
Race 1: STRADBROKE SEASON BOOK NOW Fillies and Mares
Maiden Plate - 1350m
05 June 2024 - 12:34
Track Rating: Soft 5, Weather: Fine, Rail Position: +7m Entire



BRISBANE
RACING CLUB

Section	Overall	1200m	1000m	800m	600m	400m	200m						
Section Times	1:20.85 [4] (0:11.14)	1:09.71 [4] (0:10.87)	0:58.84 [5] (0:11.50)	0:47.34 [5] (0:11.95)	0:35.39 [6] (0:11.93)	0:23.46 [6] (0:11.47)	0:11.99 [3] (0:11.99)						
Average Speed [km/h]	48.6	66.1	63.1	60.9	60.2	62.8	60.0						
Top Speed [km/h]	67.6	68.0	65.7	62.6	62.0	65.8	63.7						
Avg. Dist. to Rail [m]	0.9	1.6	1.9	1.4	0.6	1.5	0.9						
Avg. Stride Freq. [Hz]	2.3	2.1	2.3	2.3	2.3	2.4	2.3						
Avg. Stride Length [m]	5.8	8.8	7.6	7.4	7.4	7.2	7.1						



- [] Ranking at each section and finish
- .-.- No data available at this section
- NA No data available



Horse/Jockey Name	Hi Jules
Final Rank	5
Fastest Section Time (Section)	0:10.73 (1200m)
Top Speed [km/h] (Section)	67.8 (1200m)
Race State	Finished

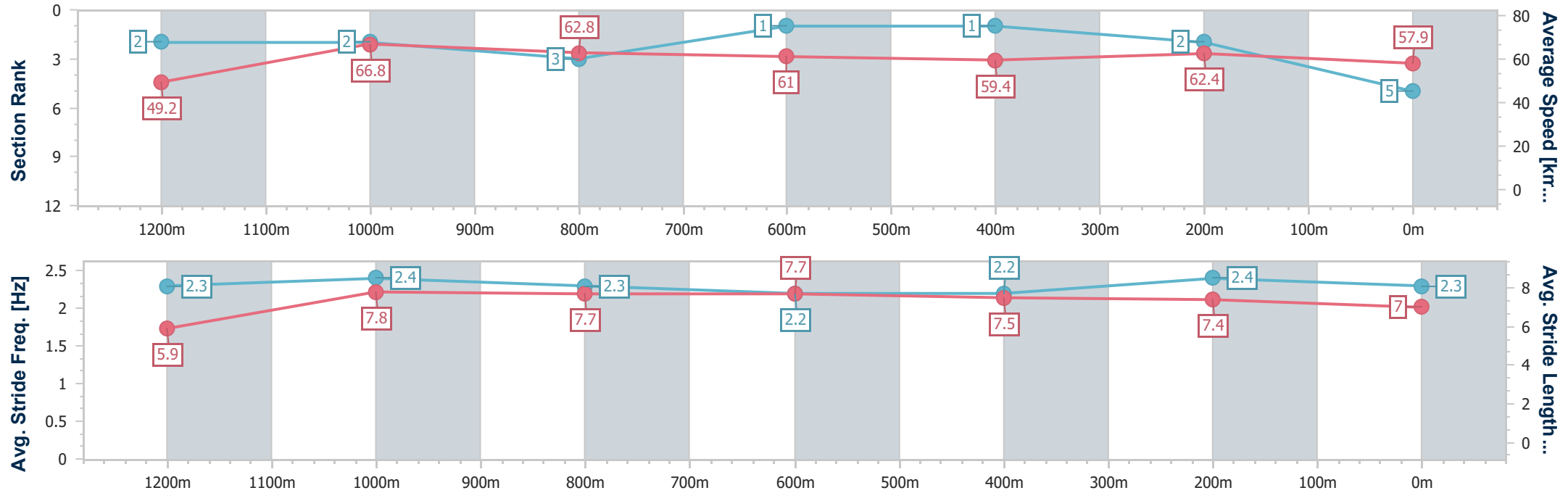


Doomben QLD Professional
Race 1: STRADBROKE SEASON BOOK NOW Fillies and Mares
Maiden Plate - 1350m
05 June 2024 - 12:34
Track Rating: Soft 5, Weather: Fine, Rail Position: +7m Entire



BRISBANE
RACING CLUB

Section	Overall	1200m	1000m	800m	600m	400m	200m						
Section Times	1:20.99 [5] (0:11.00)	1:09.99 [2] (0:10.73)	0:59.26 [2] (0:11.39)	0:47.87 [3] (0:11.78)	0:36.09 [1] (0:12.10)	0:23.99 [1] (0:11.55)	0:12.44 [2] (0:12.44)						
Average Speed [km/h]	49.2	66.8	62.8	61.0	59.4	62.4	57.9						
Top Speed [km/h]	65.1	67.8	65.0	61.9	60.8	64.8	61.4						
Avg. Dist. to Rail [m]	6.1	0.8	2.3	0.6	0.4	0.5	1.3						
Avg. Stride Freq. [Hz]	2.3	2.4	2.3	2.2	2.2	2.4	2.3						
Avg. Stride Length [m]	5.9	7.8	7.7	7.7	7.5	7.4	7.0						





Horse/Jockey Name	Pintura Rosa
Final Rank	6
Fastest Section Time (Section)	0:10.92 (1200m)
Top Speed [km/h] (Section)	66.6 (1200m)
Race State	Finished

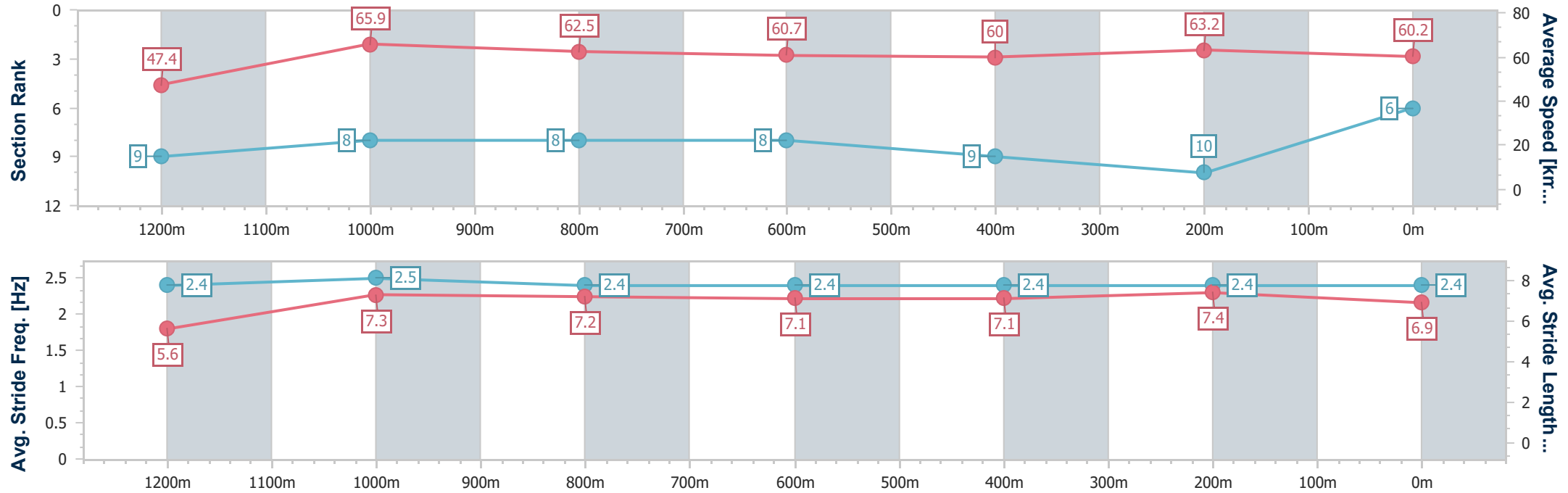


Doomben QLD Professional
Race 1: STRADBROKE SEASON BOOK NOW Fillies and Mares
Maiden Plate - 1350m
05 June 2024 - 12:34
Track Rating: Soft 5, Weather: Fine, Rail Position: +7m Entire



BRISBANE
RACING CLUB

Section	Overall	1200m	1000m	800m	600m	400m	200m						
Section Times	1:21.11 [6] (0:11.43)	1:09.68 [9] (0:10.92)	0:58.76 [8] (0:11.53)	0:47.23 [8] (0:11.88)	0:35.35 [8] (0:12.02)	0:23.33 [9] (0:11.39)	0:11.94 [10] (0:11.94)						
Average Speed [km/h]	47.4	65.9	62.5	60.7	60.0	63.2	60.2						
Top Speed [km/h]	65.2	66.6	65.7	61.8	62.3	64.3	62.9						
Avg. Dist. to Rail [m]	3.7	0.5	0.3	0.6	0.4	0.9	1.0						
Avg. Stride Freq. [Hz]	2.4	2.5	2.4	2.4	2.4	2.4	2.4						
Avg. Stride Length [m]	5.6	7.3	7.2	7.1	7.1	7.4	6.9						





Horse/Jockey Name	Go Girl Go
Final Rank	7
Fastest Section Time (Section)	0:10.79 (1200m)
Top Speed [km/h] (Section)	68.1 (1200m)
Race State	Finished

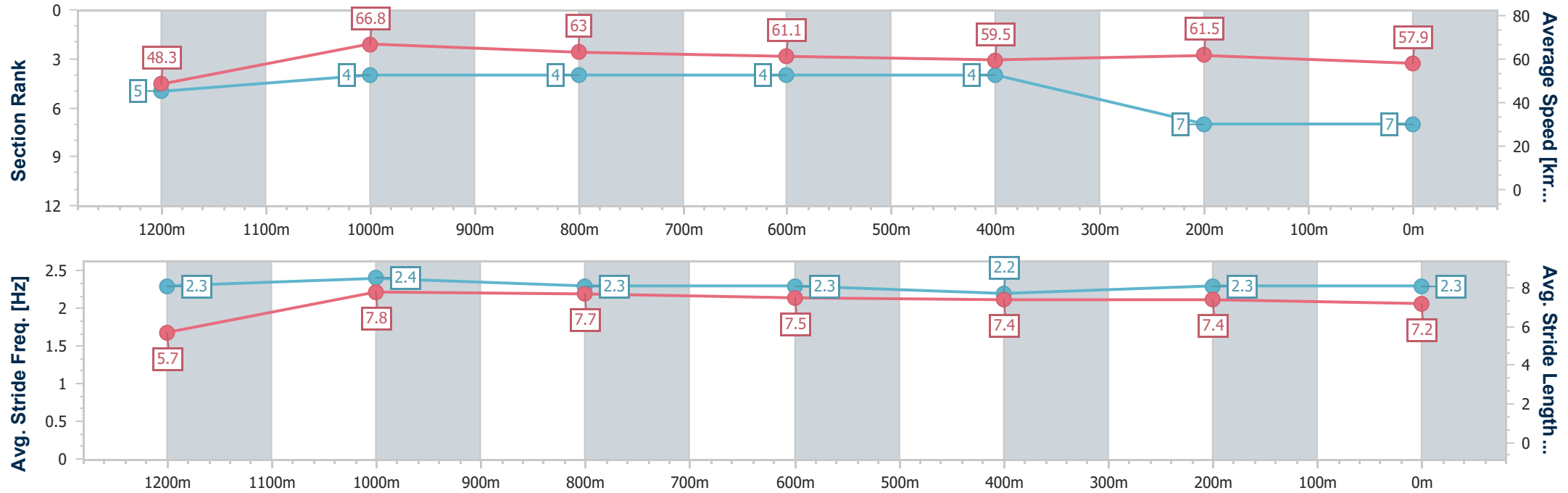


Doomben QLD Professional
Race 1: STRADBROKE SEASON BOOK NOW Fillies and Mares
Maiden Plate - 1350m
05 June 2024 - 12:34
Track Rating: Soft 5, Weather: Fine, Rail Position: +7m Entire



BRISBANE
RACING CLUB

Section	Overall	1200m	1000m	800m	600m	400m	200m						
Section Times	1:21.40 [7] (0:11.19)	1:10.21 [5] (0:10.79)	0:59.42 [4] (0:11.42)	0:48.00 [4] (0:11.82)	0:36.18 [4] (0:12.06)	0:24.12 [4] (0:11.71)	0:12.41 [7] (0:12.41)						
Average Speed [km/h]	48.3	66.8	63.0	61.1	59.5	61.5	57.9						
Top Speed [km/h]	67.1	68.1	65.9	61.8	60.3	63.0	60.8						
Avg. Dist. to Rail [m]	3.1	2.0	0.4	0.2	0.4	0.9	0.8						
Avg. Stride Freq. [Hz]	2.3	2.4	2.3	2.3	2.2	2.3	2.3						
Avg. Stride Length [m]	5.7	7.8	7.7	7.5	7.4	7.4	7.2						





Horse/Jockey Name	Kellisa
Final Rank	8
Fastest Section Time (Section)	0:10.86 (1200m)
Top Speed [km/h] (Section)	67.6 (1200m)
Race State	Finished

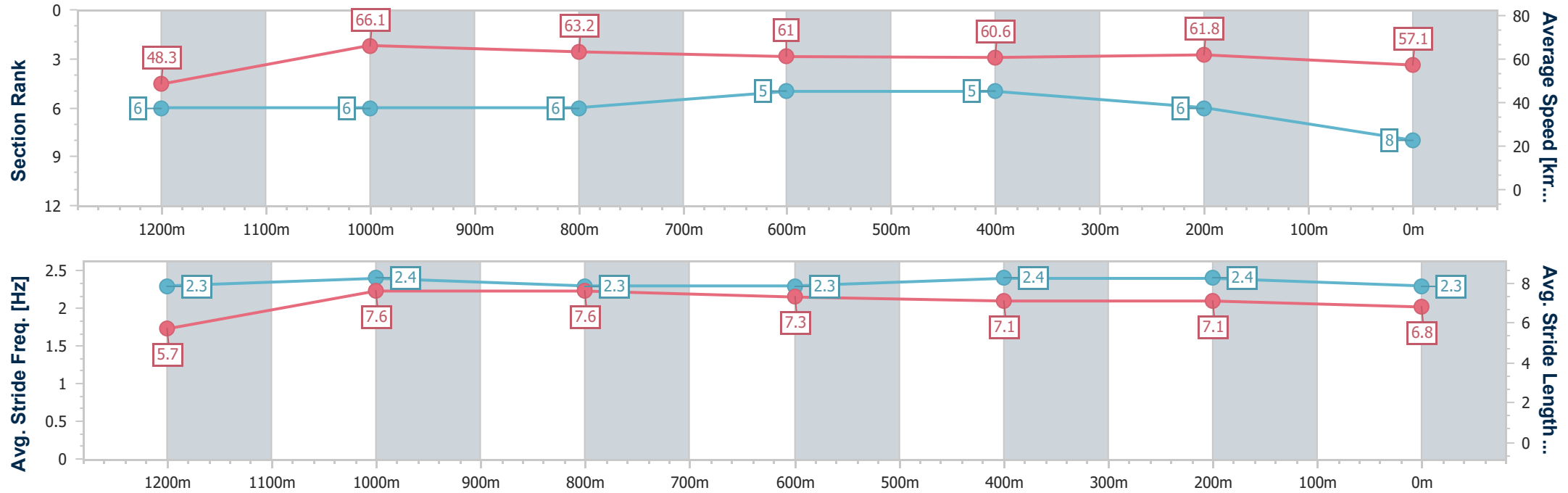


Doomben QLD Professional
Race 1: STRADBROKE SEASON BOOK NOW Fillies and Mares
Maiden Plate - 1350m
05 June 2024 - 12:34
Track Rating: Soft 5, Weather: Fine, Rail Position: +7m Entire



BRISBANE
RACING CLUB

Section	Overall	1200m	1000m	800m	600m	400m	200m						
Section Times	1:21.55 [8] (0:11.22)	1:10.33 [6] (0:10.86)	0:59.47 [6] (0:11.47)	0:48.00 [6] (0:11.81)	0:36.19 [5] (0:11.97)	0:24.22 [5] (0:11.66)	0:12.56 [6] (0:12.56)						
Average Speed [km/h]	48.3	66.1	63.2	61.0	60.6	61.8	57.1						
Top Speed [km/h]	66.1	67.6	66.2	62.5	62.0	63.8	60.3						
Avg. Dist. to Rail [m]	4.7	2.8	1.6	0.5	1.0	1.2	3.6						
Avg. Stride Freq. [Hz]	2.3	2.4	2.3	2.3	2.4	2.4	2.3						
Avg. Stride Length [m]	5.7	7.6	7.6	7.3	7.1	7.1	6.8						





Horse/Jockey Name	Flamingo Beach
Final Rank	9
Fastest Section Time (Section)	0:10.91 (1200m)
Top Speed [km/h] (Section)	66.6 (1200m)
Race State	Finished

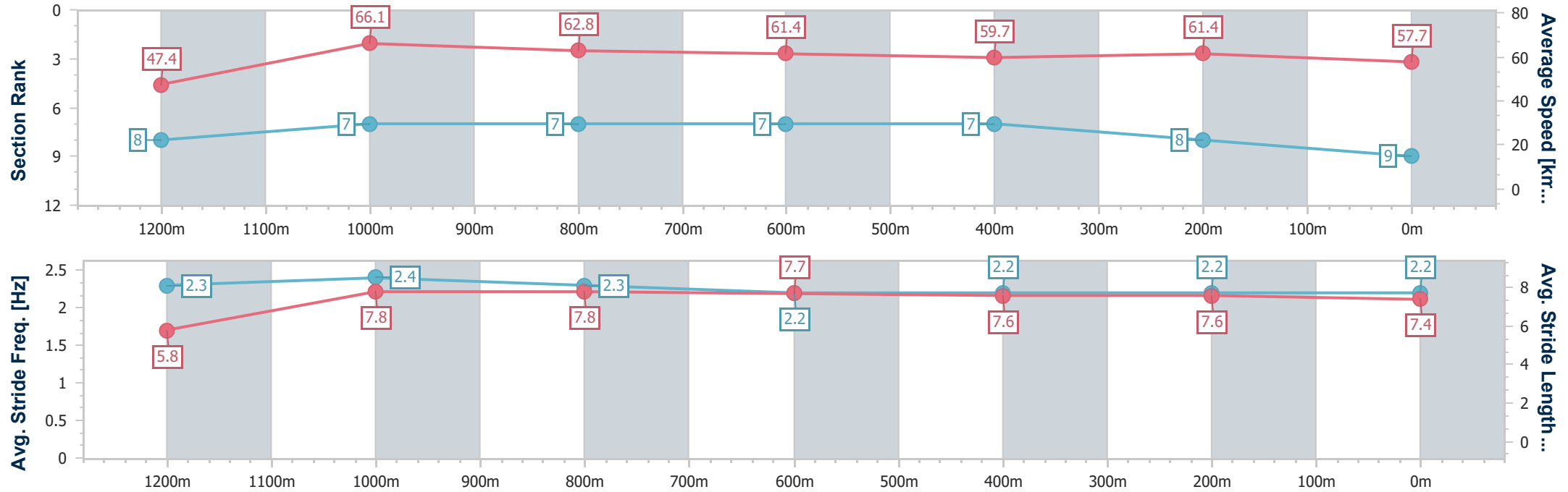


Doomben QLD Professional
Race 1: STRADBROKE SEASON BOOK NOW Fillies and Mares
Maiden Plate - 1350m
05 June 2024 - 12:34
Track Rating: Soft 5, Weather: Fine, Rail Position: +7m Entire



BRISBANE
RACING CLUB

Section	Overall	1200m	1000m	800m	600m	400m	200m						
Section Times	1:21.68 [9] (0:11.40)	1:10.28 [8] (0:10.91)	0:59.37 [7] (0:11.46)	0:47.91 [7] (0:11.71)	0:36.20 [7] (0:11.95)	0:24.25 [7] (0:11.71)	0:12.54 [8] (0:12.54)						
Average Speed [km/h]	47.4	66.1	62.8	61.4	59.7	61.4	57.7						
Top Speed [km/h]	66.2	66.6	66.1	61.8	61.2	62.2	60.4						
Avg. Dist. to Rail [m]	1.8	1.3	1.1	0.8	1.1	1.1	4.6						
Avg. Stride Freq. [Hz]	2.3	2.4	2.3	2.2	2.2	2.2	2.2						
Avg. Stride Length [m]	5.8	7.8	7.8	7.7	7.6	7.6	7.4						





Horse/Jockey Name	Anotherlovelyday
Final Rank	10
Fastest Section Time (Section)	0:10.73 (1200m)
Top Speed [km/h] (Section)	68.6 (1200m)
Race State	Finished

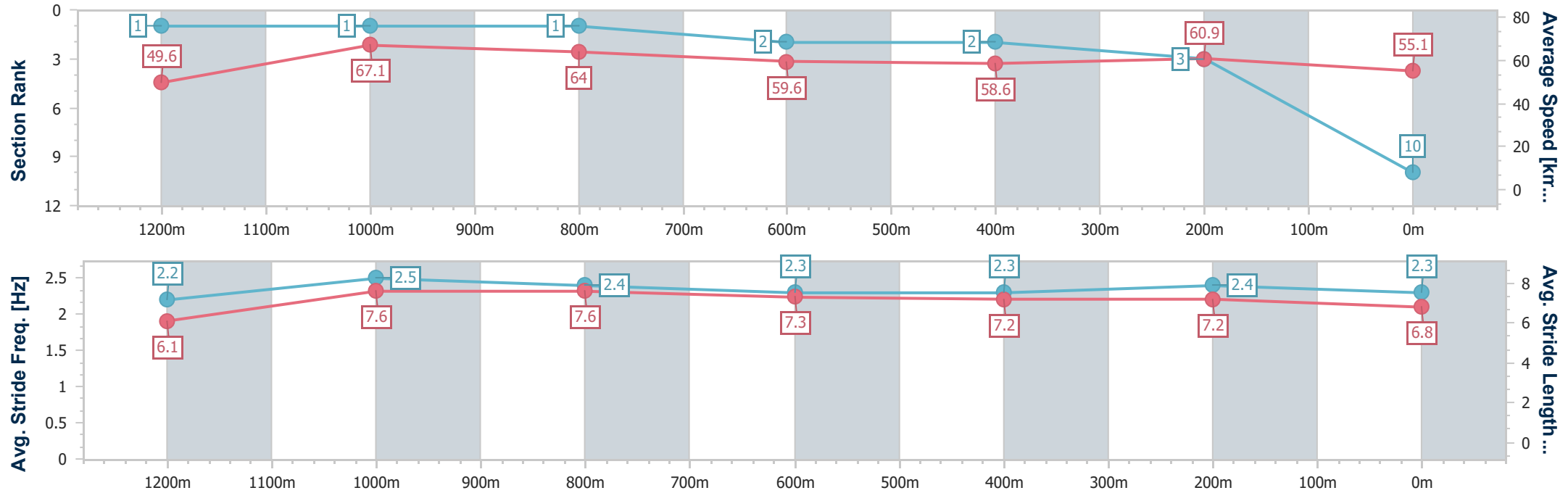


Doomben QLD Professional
Race 1: STRADBROKE SEASON BOOK NOW Fillies and Mares
Maiden Plate - 1350m
05 June 2024 - 12:34
Track Rating: Soft 5, Weather: Fine, Rail Position: +7m Entire



BRISBANE
RACING CLUB

Section	Overall	1200m	1000m	800m	600m	400m	200m						
Section Times	1:21.91 [10] (0:10.90)	1:11.01 [1] (0:10.73)	1:00.28 [1] (0:11.29)	0:48.99 [1] (0:12.01)	0:36.98 [2] (0:12.16)	0:24.82 [2] (0:11.77)	0:13.05 [3] (0:13.05)						
Average Speed [km/h]	49.6	67.1	64.0	59.6	58.6	60.9	55.1						
Top Speed [km/h]	66.7	68.6	66.4	60.9	59.9	62.2	59.2						
Avg. Dist. to Rail [m]	9.0	3.9	1.3	0.8	1.9	2.8	2.6						
Avg. Stride Freq. [Hz]	2.2	2.5	2.4	2.3	2.3	2.4	2.3						
Avg. Stride Length [m]	6.1	7.6	7.6	7.3	7.2	7.2	6.8						





Doomben QLD Professional

Race 2: CASCADE Colts, Geldings and Entires Maiden Plate - 1350m

05 June 2024 - 13:10



BRISBANE
RACING CLUB

Track Rating: Soft 5, Weather: Fine, Rail Position: +7m Entire

Section						Overall	1200m	1000m	800m	600m	400m	Last 600m	
Field Times						1:19.82 (0:11.01)	1:08.81 (0:10.54)	0:58.27 (0:11.28)	0:46.99 (0:11.97)	0:35.02 (0:11.84)	0:23.18 (0:11.42)	0:35.02	
Rank	TAB	Horse/Jockey	Barrier	Top Speed [km/h]	Fastest Section								Distance Travelled [m]
1	15	BOSUSTOW	2	68.3	0:10.77	1:19.82 [1]	1:08.76 [4]	0:57.99 [4]	0:46.68 [4]	0:34.71 [4]	0:22.95 [3]	0:34.71	
		Ryan Maloney		1200m	1200m	(0:11.06)	(0:10.77)	(0:11.31)	(0:11.97)	(0:11.76)	(0:11.19)		
2	1	BINGHAMTON	11	67.2	0:10.83	1:20.30 [2]	1:09.01 [7]	0:58.18 [7]	0:46.75 [7]	0:34.95 [5]	0:23.28 [5]	0:34.95 -1	
		Bailey Wheeler		1200m	1200m	(0:11.29)	(0:10.83)	(0:11.43)	(0:11.80)	(0:11.67)	(0:11.23)		
3	6	CLUBHOUSE	8	66.7	0:10.96	1:20.36 [3]	1:08.92 [9]	0:57.96 [9]	0:46.69 [9]	0:34.81 [8]	0:23.11 [7]	0:34.81 -1	
		James Orman		1200m	1200m	(0:11.44)	(0:10.96)	(0:11.27)	(0:11.88)	(0:11.70)	(0:11.19)		
4	5	CHERBOURG	7	67.8	0:10.78	1:20.60 [4]	1:09.38 [6]	0:58.60 [6]	0:47.23 [6]	0:35.18 [6]	0:23.52 [6]	0:35.18 -4	
		Boris Thornton		1200m	1200m	(0:11.22)	(0:10.78)	(0:11.37)	(0:12.05)	(0:11.66)	(0:11.34)		
5	2	HURACANEVO	3	67.0	0:10.93	1:20.87 [5]	1:09.46 [8]	0:58.53 [8]	0:47.21 [8]	0:35.19 [10]	0:23.55 [9]	0:35.19 -2	
		Michael Rodd		1200m	1200m	(0:11.41)	(0:10.93)	(0:11.32)	(0:12.02)	(0:11.64)	(0:11.39)		
6	11	KAREEM	6	70.0	0:10.53	1:20.92 [6]	1:09.90 [2]	0:59.37 [1]	0:48.09 [1]	0:36.12 [1]	0:24.28 [1]	0:36.12 -5	
		Justin Huxtable		1200m	1200m	(0:11.02)	(0:10.53)	(0:11.28)	(0:11.97)	(0:11.84)	(0:11.63)		
7	12	SUPERZOOM	1	68.9	0:10.62	1:20.96 [7]	1:09.77 [5]	0:59.15 [3]	0:47.97 [3]	0:35.93 [3]	0:24.05 [4]	0:35.93 -2	
		Michael Cahill		1200m	1200m	(0:11.19)	(0:10.62)	(0:11.18)	(0:12.04)	(0:11.88)	(0:11.63)		
8	8	EASTOWN	10	68.3	0:10.94	1:21.05 [8]	1:09.38 [10]	0:58.44 [11]	0:47.34 [10]	0:35.43 [9]	0:23.54 [10]	0:35.43 +3	
		Damien Thornton		1200m	1200m	(0:11.67)	(0:10.94)	(0:11.10)	(0:11.91)	(0:11.89)	(0:11.43)		
9	9	ENESHI	9	67.3	0:10.97	1:21.47 [9]	1:09.73 [12]	0:58.76 [12]	0:47.44 [12]	0:35.56 [12]	0:23.82 [11]	0:35.56 -3	
		Kyle Wilson-Taylor		1200m	1200m	(0:11.74)	(0:10.97)	(0:11.32)	(0:11.88)	(0:11.74)	(0:11.38)		
10	14	VICTORY MELODY	14	70.0	0:10.57	1:21.56 [10]	1:10.55 [1]	0:59.98 [2]	0:48.66 [2]	0:36.65 [2]	0:24.81 [2]	0:36.65 -2	
		Brooke Ainsworth		1200m	1200m	(0:11.01)	(0:10.57)	(0:11.32)	(0:12.01)	(0:11.84)	(0:11.86)		

Scratched: Going Dutch (#10), Supidocharged (#4)

Report Created: Wed 5 June 2024 14:07 GMT+10 (Note: Timing is based on position data)

Page 1/17

[] Ranking at each section and finish
-:-:- No data available at this section
NA No data available

SCN Saddle cloth number
DNF Did not finish
DNT Did not track

data processed by  TRIPLESDATA



Doomben QLD Professional

Race 2: CASCADE Colts, Geldings and Entires Maiden Plate - 1350m

05 June 2024 - 13:10



BRISBANE
RACING CLUB

Track Rating: Soft 5, Weather: Fine, Rail Position: +7m Entire

Section						Overall	1200m	1000m	800m	600m	400m	Last 600m	
Field Times						1:19.82 (0:11.01)	1:08.81 (0:10.54)	0:58.27 (0:11.28)	0:46.99 (0:11.97)	0:35.02 (0:11.84)	0:23.18 (0:11.42)	0:35.02	
Rank	TAB	Horse/Jockey	Barrier	Top Speed [km/h]	Fastest Section							Distance Travelled [m]	
11	13	TUCK	4	68.4	0:10.85	1:22.15 [11]	1:11.12 [3]	1:00.27 [5]	0:48.80 [5]	0:36.71 [7]	0:24.84 [8]	0:36.71	+6
		Vlad Duric		1200m	1200m	(0:11.03)	(0:10.85)	(0:11.47)	(0:12.09)	(0:11.87)	(0:11.68)		
12	7	DUKE OF LANCASTER	12	68.0	0:10.89	1:22.27 [12]	1:10.58 [11]	0:59.69 [10]	0:48.46 [11]	0:36.57 [11]	0:24.46 [12]	0:36.57	+7
		Jim Byrne		1000m	1200m	(0:11.69)	(0:10.89)	(0:11.23)	(0:11.89)	(0:12.11)	(0:11.51)		
13	3	READY TO THUNDER	5	65.4	0:11.17	1:23.16 [13]	1:11.24 [13]	1:00.07 [13]	0:48.79 [13]	0:36.94 [13]	0:24.99 [13]	0:36.94	-2
		Marnu Potgieter		1200m	1200m	(0:11.92)	(0:11.17)	(0:11.28)	(0:11.85)	(0:11.95)	(0:11.79)		

Scratched: Going Dutch (#10), Supidocharged (#4)



Doomben QLD Professional

Race 2: CASCADE Colts, Geldings and Entires Maiden Plate - 1350m

05 June 2024 - 13:10



BRISBANE
RACING CLUB

Track Rating: Soft 5, Weather: Fine, Rail Position: +7m Entire

Section Field Times				200m 0:11.76 (0:11.76)				Last 600m 0:35.02	
Rank	TAB	Horse/Jockey	Barrier	Top Speed [km/h]	Fastest Section	Margin		Distance Travelled [m]	
1	15	BOSUSTOW	2	68.3	0:10.77	0:11.76 [1]	1:19.82	0:34.71	
		Ryan Maloney		1200m	1200m	(0:11.76)			
2	1	BINGHAMTON	11	67.2	0:10.83	0:12.05 [2]	2.87L	0:34.95	-1
		Bailey Wheeler		1200m	1200m	(0:12.05)			
3	6	CLUBHOUSE	8	66.7	0:10.96	0:11.92 [5]	3.21L	0:34.81	-1
		James Orman		1200m	1200m	(0:11.92)			
4	5	CHERBOURG	7	67.8	0:10.78	0:12.18 [4]	4.6L	0:35.18	-4
		Boris Thornton		1200m	1200m	(0:12.18)			
5	2	HURACANEVO	3	67.0	0:10.93	0:12.16 [8]	6.18L	0:35.19	-2
		Michael Rodd		1200m	1200m	(0:12.16)			
6	11	KAREEM	6	70.0	0:10.53	0:12.65 [3]	6.48L	0:36.12	-5
		Justin Huxtable		1200m	1200m	(0:12.65)			
7	12	SUPERZOOM	1	68.9	0:10.62	0:12.42 [6]	6.71L	0:35.93	-2
		Michael Cahill		1200m	1200m	(0:12.42)			
8	8	EASTOWN	10	68.3	0:10.94	0:12.11 [9]	7.28L	0:35.43	+3
		Damien Thornton		1200m	1200m	(0:12.11)			
9	9	ENESHI	9	67.3	0:10.97	0:12.44 [11]	9.73L	0:35.56	-3
		Kyle Wilson-Taylor		1200m	1200m	(0:12.44)			
10	14	VICTORY MELODY	14	70.0	0:10.57	0:12.95 [7]	10.25L	0:36.65	-2
		Brooke Ainsworth		1200m	1200m	(0:12.95)			

Scratched: Going Dutch (#10), Supidocharged (#4)

Report Created: Wed 5 June 2024 14:07 GMT+10 (Note: Timing is based on position data)

Page 3/17

[] Ranking at each section and finish
-:-:- No data available at this section
NA No data available

SCN Saddle cloth number
DNF Did not finish
DNT Did not track

data processed by  TRIPLESDATA



Doomben QLD Professional

Race 2: CASCADE Colts, Geldings and Entires Maiden Plate - 1350m

05 June 2024 - 13:10



BRISBANE
RACING CLUB

Track Rating: Soft 5, Weather: Fine, Rail Position: +7m Entire

Section Field Times		200m 0:11.76 (0:11.76)		Last 600m 0:35.02					
Rank	TAB Horse/Jockey	Barrier	Top Speed [km/h]	Fastest Section	Margin			Distance Travelled [m]	
11	13 TUCK	4	68.4	0:10.85	0:13.16 [10]	13.73L		0:36.71	+6
	Vlad Duric		1200m	1200m	(0:13.16)				
12	7 DUKE OF LANCASTER	12	68.0	0:10.89	0:12.95 [12]	14.44L		0:36.57	+7
	Jim Byrne		1000m	1200m	(0:12.95)				
13	3 READY TO THUNDER	5	65.4	0:11.17	0:13.20 [13]	19.69L		0:36.94	-2
	Marnu Potgieter		1200m	1200m	(0:13.20)				

Scratched: Going Dutch (#10), Supidocharged (#4)



Horse/Jockey Name	Bosustow
Final Rank	1
Fastest Section Time (Section)	0:10.77 (1200m)
Top Speed [km/h] (Section)	68.3 (1200m)
Race State	Finished

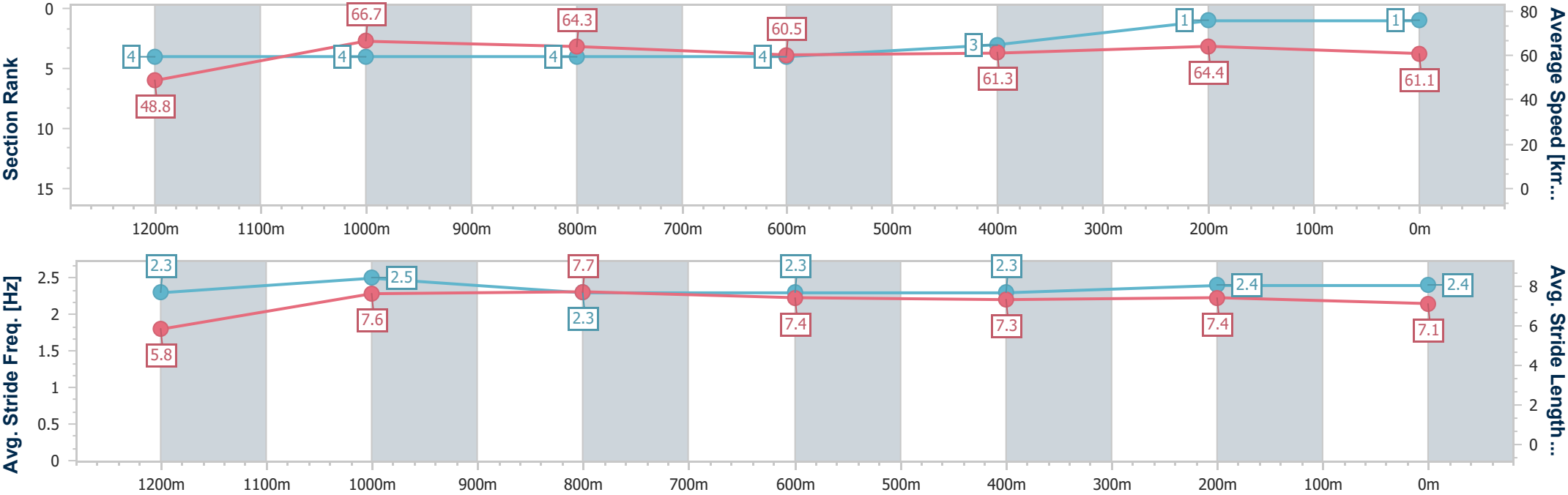


Doomben QLD Professional
Race 2: CASCADE Colts, Geldings and Entires Maiden Plate -
1350m
05 June 2024 - 13:10
Track Rating: Soft 5, Weather: Fine, Rail Position: +7m Entire



BRISBANE
RACING CLUB

Section	Overall	1200m	1000m	800m	600m	400m	200m						
Section Times	1:19.82 [1] (0:11.06)	1:08.76 [4] (0:10.77)	0:57.99 [4] (0:11.31)	0:46.68 [4] (0:11.97)	0:34.71 [4] (0:11.76)	0:22.95 [3] (0:11.19)	0:11.76 [1] (0:11.76)						
Average Speed [km/h]	48.8	66.7	64.3	60.5	61.3	64.4	61.1						
Top Speed [km/h]	67.3	68.3	67.3	62.3	63.7	65.6	64.4						
Avg. Dist. to Rail [m]	2.4	1.6	2.4	1.4	0.6	0.7	1.1						
Avg. Stride Freq. [Hz]	2.3	2.5	2.3	2.3	2.3	2.4	2.4						
Avg. Stride Length [m]	5.8	7.6	7.7	7.4	7.3	7.4	7.1						





Horse/Jockey Name	Binghamton
Final Rank	2
Fastest Section Time (Section)	0:10.83 (1200m)
Top Speed [km/h] (Section)	67.2 (1200m)
Race State	Finished

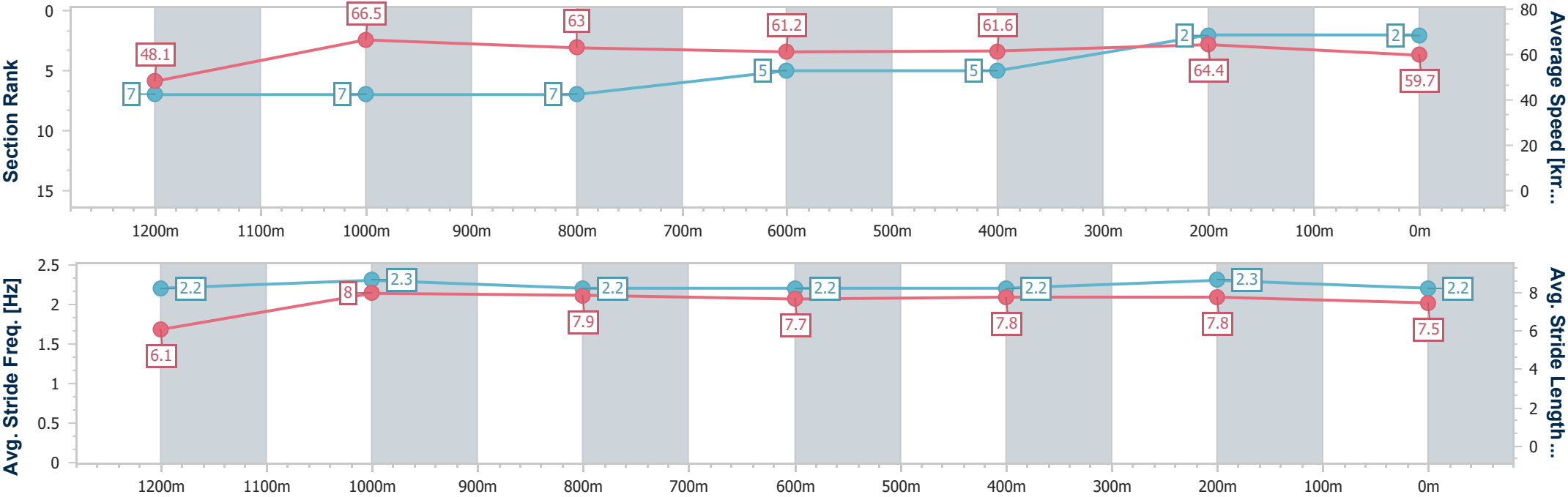


Doomben QLD Professional
Race 2: CASCADE Colts, Geldings and Entires Maiden Plate - 1350m
05 June 2024 - 13:10
Track Rating: Soft 5, Weather: Fine, Rail Position: +7m Entire



BRISBANE
RACING CLUB

Section	Overall	1200m	1000m	800m	600m	400m	200m						
Section Times	1:20.30 [2] (0:11.29)	1:09.01 [7] (0:10.83)	0:58.18 [7] (0:11.43)	0:46.75 [7] (0:11.80)	0:34.95 [5] (0:11.67)	0:23.28 [5] (0:11.23)	0:12.05 [2] (0:12.05)						
Average Speed [km/h]	48.1	66.5	63.0	61.2	61.6	64.4	59.7						
Top Speed [km/h]	66.2	67.2	66.2	61.9	63.7	65.6	63.2						
Avg. Dist. to Rail [m]	8.6	2.6	1.4	0.2	0.4	3.3	3.1						
Avg. Stride Freq. [Hz]	2.2	2.3	2.2	2.2	2.2	2.3	2.2						
Avg. Stride Length [m]	6.1	8.0	7.9	7.7	7.8	7.8	7.5						





Horse/Jockey Name	Clubhouse
Final Rank	3
Fastest Section Time (Section)	0:10.96 (1200m)
Top Speed [km/h] (Section)	66.7 (1200m)
Race State	Finished

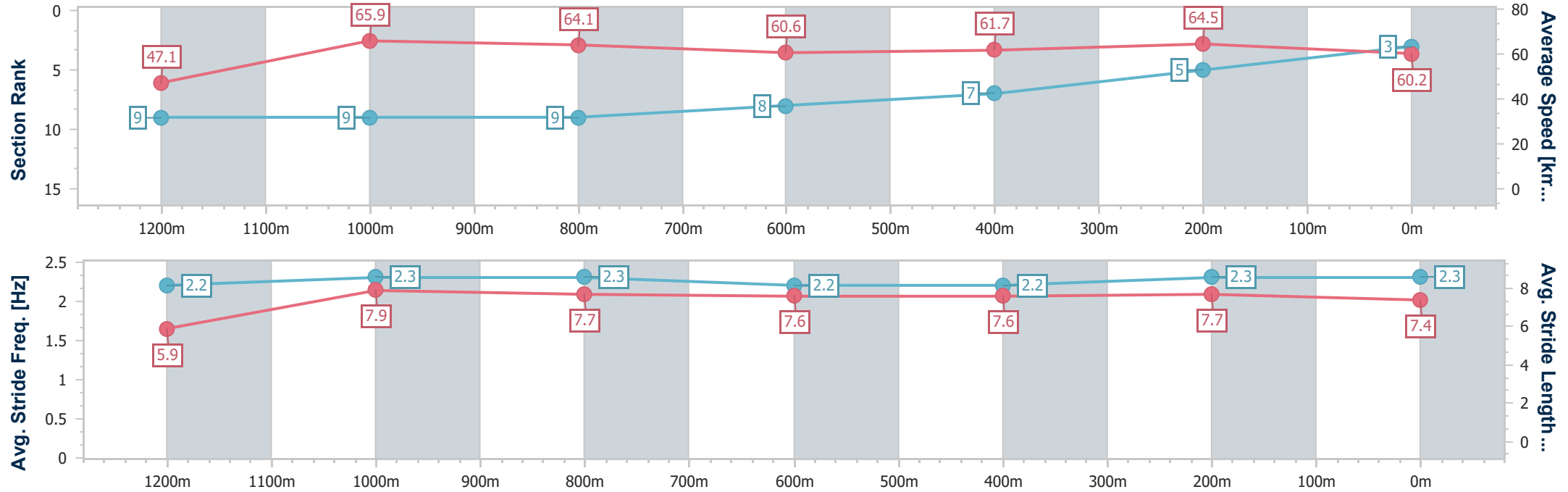


Doomben QLD Professional
Race 2: CASCADE Colts, Geldings and Entires Maiden Plate - 1350m
05 June 2024 - 13:10
Track Rating: Soft 5, Weather: Fine, Rail Position: +7m Entire



BRISBANE
RACING CLUB

Section	Overall	1200m	1000m	800m	600m	400m	200m						
Section Times	1:20.36 [3] (0:11.44)	1:08.92 [9] (0:10.96)	0:57.96 [9] (0:11.27)	0:46.69 [9] (0:11.88)	0:34.81 [8] (0:11.70)	0:23.11 [7] (0:11.19)	0:11.92 [5] (0:11.92)						
Average Speed [km/h]	47.1	65.9	64.1	60.6	61.7	64.5	60.2						
Top Speed [km/h]	61.6	66.7	66.6	61.3	62.5	66.2	62.8						
Avg. Dist. to Rail [m]	7.7	2.0	1.6	0.5	0.2	2.6	4.2						
Avg. Stride Freq. [Hz]	2.2	2.3	2.3	2.2	2.2	2.3	2.3						
Avg. Stride Length [m]	5.9	7.9	7.7	7.6	7.6	7.7	7.4						





Horse/Jockey Name	Cherbourg
Final Rank	4
Fastest Section Time (Section)	0:10.78 (1200m)
Top Speed [km/h] (Section)	67.8 (1200m)
Race State	Finished

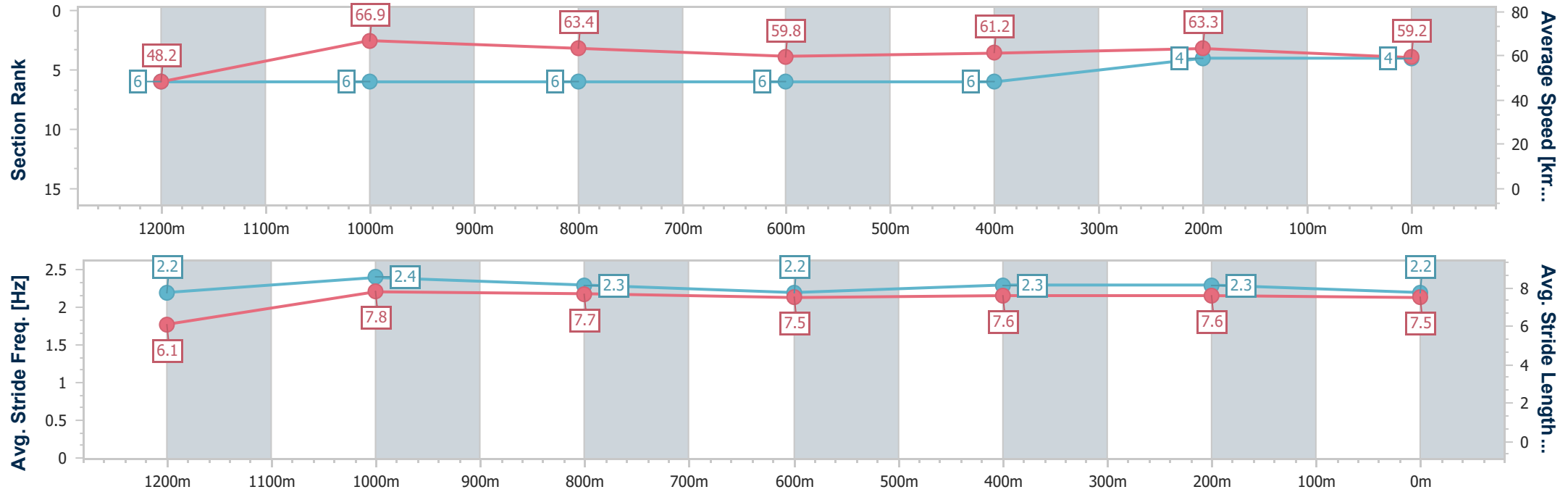


Doomben QLD Professional
Race 2: CASCADE Colts, Geldings and Entires Maiden Plate - 1350m
05 June 2024 - 13:10
Track Rating: Soft 5, Weather: Fine, Rail Position: +7m Entire



BRISBANE
RACING CLUB

Section	Overall	1200m	1000m	800m	600m	400m	200m						
Section Times	1:20.60 [4] (0:11.22)	1:09.38 [6] (0:10.78)	0:58.60 [6] (0:11.37)	0:47.23 [6] (0:12.05)	0:35.18 [6] (0:11.66)	0:23.52 [6] (0:11.34)	0:12.18 [4] (0:12.18)						
Average Speed [km/h]	48.2	66.9	63.4	59.8	61.2	63.3	59.2						
Top Speed [km/h]	65.9	67.8	66.7	60.9	62.5	64.5	62.0						
Avg. Dist. to Rail [m]	5.5	1.2	1.1	0.6	1.5	0.9	0.4						
Avg. Stride Freq. [Hz]	2.2	2.4	2.3	2.2	2.3	2.3	2.2						
Avg. Stride Length [m]	6.1	7.8	7.7	7.5	7.6	7.6	7.5						





Horse/Jockey Name	Huracanevo
Final Rank	5
Fastest Section Time (Section)	0:10.93 (1200m)
Top Speed [km/h] (Section)	67.0 (1200m)
Race State	Finished

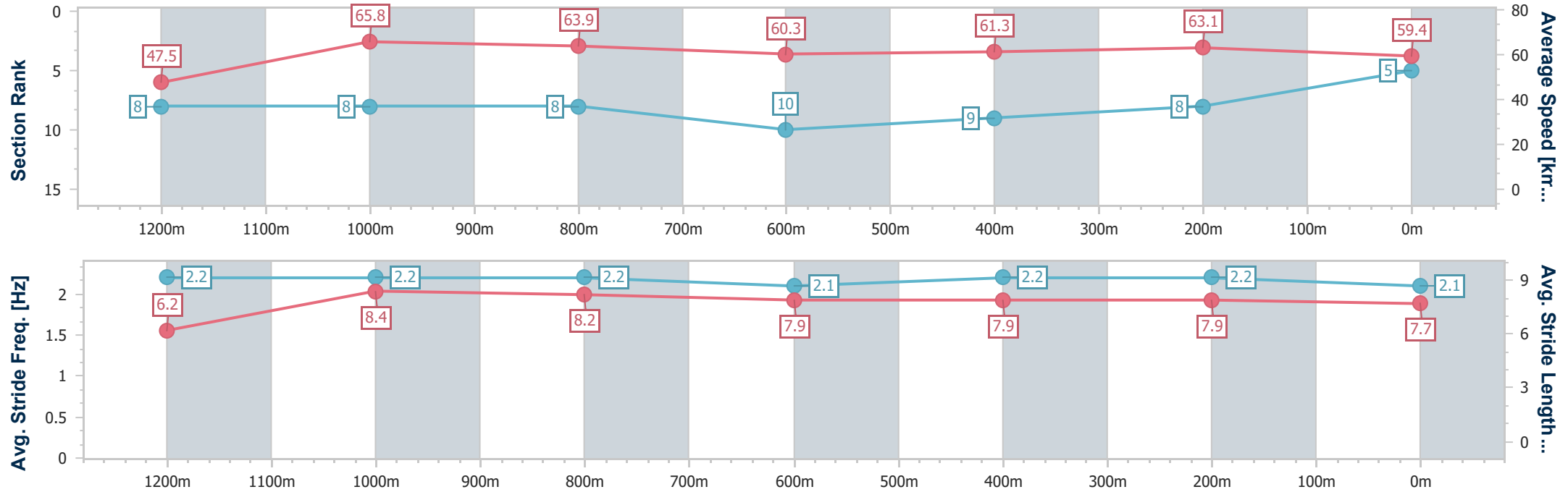


Doomben QLD Professional
Race 2: CASCADE Colts, Geldings and Entires Maiden Plate - 1350m
05 June 2024 - 13:10
Track Rating: Soft 5, Weather: Fine, Rail Position: +7m Entire



BRISBANE
RACING CLUB

Section	Overall	1200m	1000m	800m	600m	400m	200m						
Section Times	1:20.87 [5] (0:11.41)	1:09.46 [8] (0:10.93)	0:58.53 [8] (0:11.32)	0:47.21 [8] (0:12.02)	0:35.19 [10] (0:11.64)	0:23.55 [9] (0:11.39)	0:12.16 [8] (0:12.16)						
Average Speed [km/h]	47.5	65.8	63.9	60.3	61.3	63.1	59.4						
Top Speed [km/h]	64.5	67.0	66.6	61.1	63.7	64.2	61.0						
Avg. Dist. to Rail [m]	2.1	0.3	1.1	1.1	1.1	1.6	1.8						
Avg. Stride Freq. [Hz]	2.2	2.2	2.2	2.1	2.2	2.2	2.1						
Avg. Stride Length [m]	6.2	8.4	8.2	7.9	7.9	7.9	7.7						





Horse/Jockey Name	Kareem
Final Rank	6
Fastest Section Time (Section)	0:10.53 (1200m)
Top Speed [km/h] (Section)	70.0 (1200m)
Race State	Finished

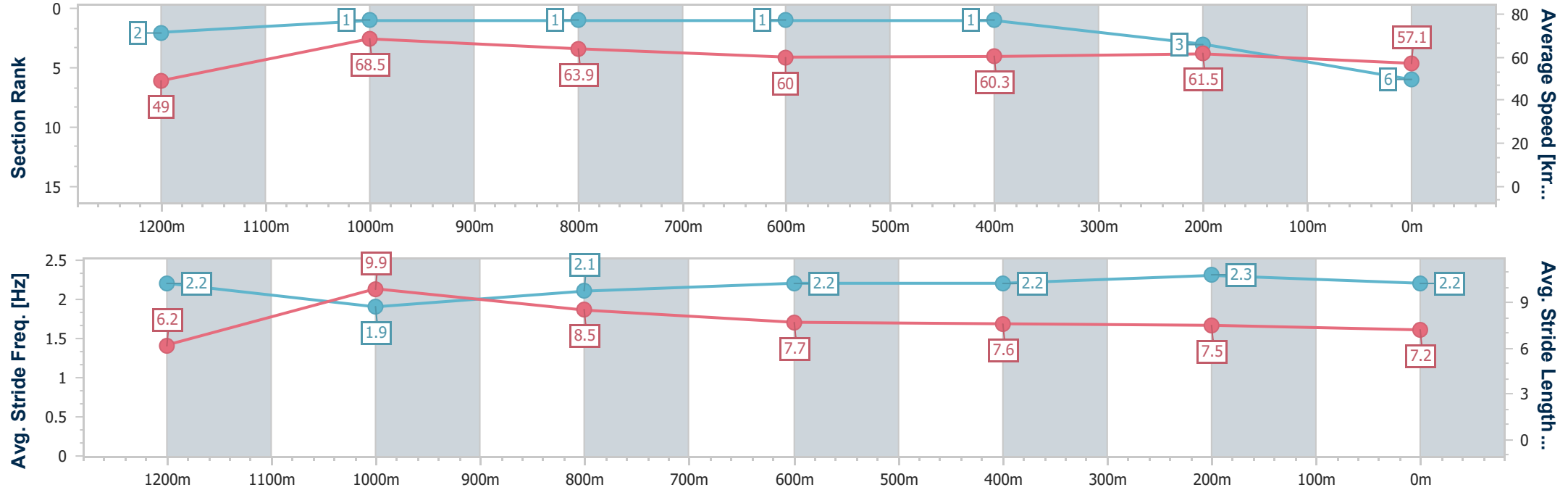


Doomben QLD Professional
Race 2: CASCADE Colts, Geldings and Entires Maiden Plate - 1350m
05 June 2024 - 13:10
Track Rating: Soft 5, Weather: Fine, Rail Position: +7m Entire



BRISBANE
RACING CLUB

Section	Overall	1200m	1000m	800m	600m	400m	200m						
Section Times	1:20.92 [6] (0:11.02)	1:09.90 [2] (0:10.53)	0:59.37 [1] (0:11.28)	0:48.09 [1] (0:11.97)	0:36.12 [1] (0:11.84)	0:24.28 [1] (0:11.63)	0:12.65 [3] (0:12.65)						
Average Speed [km/h]	49.0	68.5	63.9	60.0	60.3	61.5	57.1						
Top Speed [km/h]	67.7	70.0	66.8	61.4	61.4	63.4	59.7						
Avg. Dist. to Rail [m]	4.8	1.3	0.3	0.4	1.5	1.3	1.6						
Avg. Stride Freq. [Hz]	2.2	1.9	2.1	2.2	2.2	2.3	2.2						
Avg. Stride Length [m]	6.2	9.9	8.5	7.7	7.6	7.5	7.2						





Horse/Jockey Name	Superzoom
Final Rank	7
Fastest Section Time (Section)	0:10.62 (1200m)
Top Speed [km/h] (Section)	68.9 (1200m)
Race State	Finished

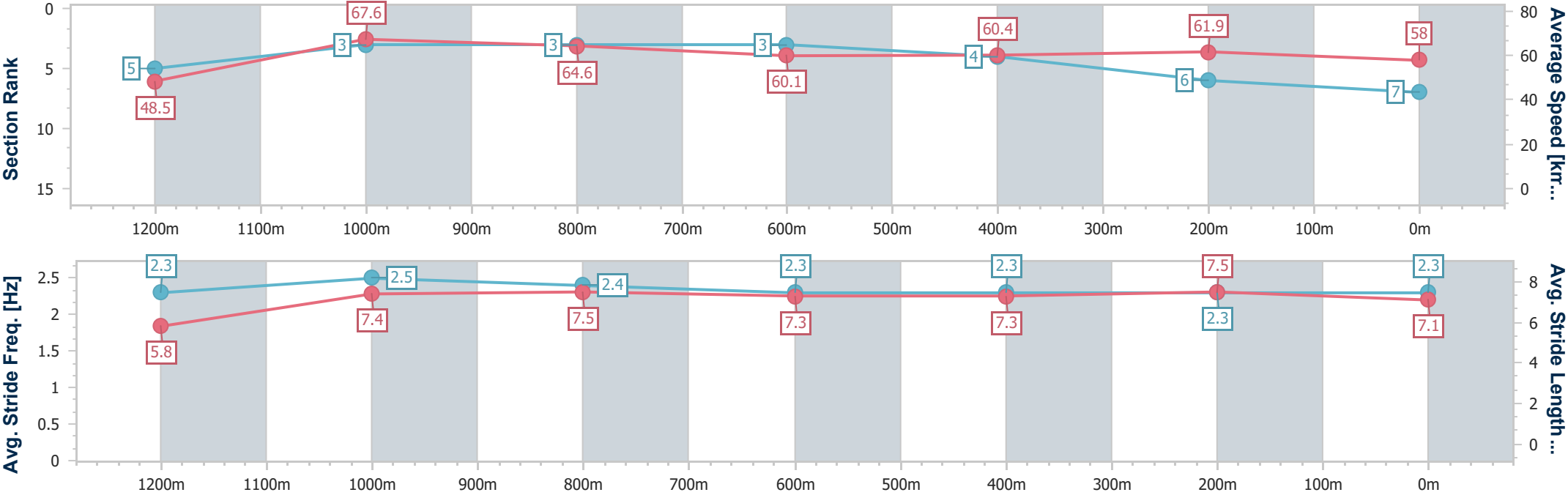


Doomben QLD Professional
Race 2: CASCADE Colts, Geldings and Entires Maiden Plate - 1350m
05 June 2024 - 13:10
Track Rating: Soft 5, Weather: Fine, Rail Position: +7m Entire



BRISBANE
RACING CLUB

Section	Overall	1200m	1000m	800m	600m	400m	200m						
Section Times	1:20.96 [7] (0:11.19)	1:09.77 [5] (0:10.62)	0:59.15 [3] (0:11.18)	0:47.97 [3] (0:12.04)	0:35.93 [3] (0:11.88)	0:24.05 [4] (0:11.63)	0:12.42 [6] (0:12.42)						
Average Speed [km/h]	48.5	67.6	64.6	60.1	60.4	61.9	58.0						
Top Speed [km/h]	67.1	68.9	67.2	61.3	61.9	62.6	61.0						
Avg. Dist. to Rail [m]	1.3	0.7	1.0	0.6	0.3	1.0	0.9						
Avg. Stride Freq. [Hz]	2.3	2.5	2.4	2.3	2.3	2.3	2.3						
Avg. Stride Length [m]	5.8	7.4	7.5	7.3	7.3	7.5	7.1						





Horse/Jockey Name	Eastown
Final Rank	8
Fastest Section Time (Section)	0:10.94 (1200m)
Top Speed [km/h] (Section)	68.3 (1200m)
Race State	Finished

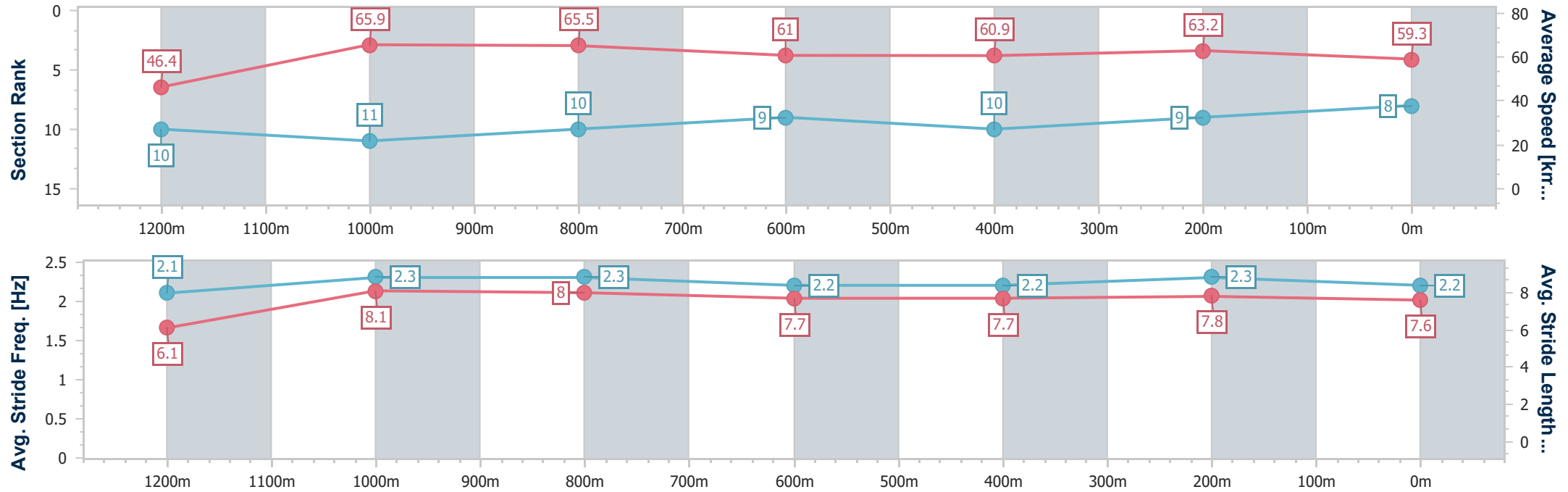


Doomben QLD Professional
Race 2: CASCADE Colts, Geldings and Entires Maiden Plate - 1350m
05 June 2024 - 13:10
Track Rating: Soft 5, Weather: Fine, Rail Position: +7m Entire



BRISBANE
RACING CLUB

Section	Overall	1200m	1000m	800m	600m	400m	200m						
Section Times	1:21.05 [8] (0:11.67)	1:09.38 [10] (0:10.94)	0:58.44 [11] (0:11.10)	0:47.34 [10] (0:11.91)	0:35.43 [9] (0:11.89)	0:23.54 [10] (0:11.43)	0:12.11 [9] (0:12.11)						
Average Speed [km/h]	46.4	65.9	65.5	61.0	60.9	63.2	59.3						
Top Speed [km/h]	63.5	68.3	68.3	62.9	62.9	64.0	62.1						
Avg. Dist. to Rail [m]	7.9	3.0	2.9	1.9	1.0	2.3	2.8						
Avg. Stride Freq. [Hz]	2.1	2.3	2.3	2.2	2.2	2.3	2.2						
Avg. Stride Length [m]	6.1	8.1	8.0	7.7	7.7	7.8	7.6						





Horse/Jockey Name	Eneshi
Final Rank	9
Fastest Section Time (Section)	0:10.97 (1200m)
Top Speed [km/h] (Section)	67.3 (1200m)
Race State	Finished

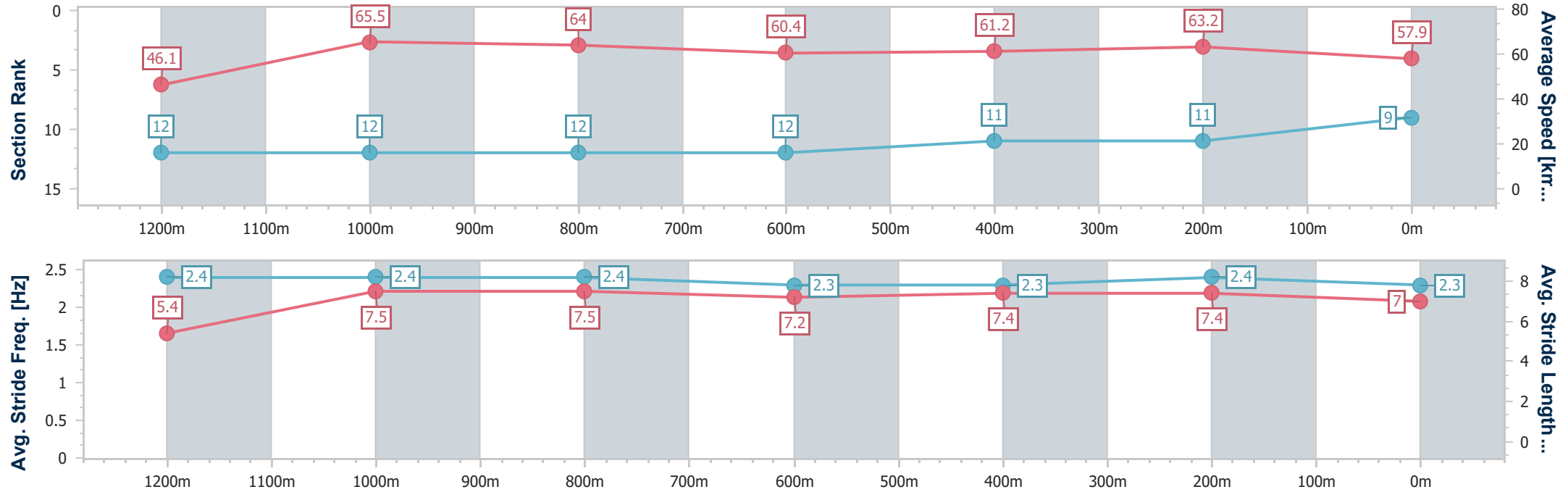


Doomben QLD Professional
Race 2: CASCADE Colts, Geldings and Entires Maiden Plate - 1350m
05 June 2024 - 13:10
Track Rating: Soft 5, Weather: Fine, Rail Position: +7m Entire



BRISBANE
RACING CLUB

Section	Overall	1200m	1000m	800m	600m	400m	200m						
Section Times	1:21.47 [9] (0:11.74)	1:09.73 [12] (0:10.97)	0:58.76 [12] (0:11.32)	0:47.44 [12] (0:11.88)	0:35.56 [12] (0:11.74)	0:23.82 [11] (0:11.38)	0:12.44 [11] (0:12.44)						
Average Speed [km/h]	46.1	65.5	64.0	60.4	61.2	63.2	57.9						
Top Speed [km/h]	67.2	67.3	66.7	62.0	63.7	64.5	61.0						
Avg. Dist. to Rail [m]	6.2	1.4	0.9	0.2	0.5	0.6	1.7						
Avg. Stride Freq. [Hz]	2.4	2.4	2.4	2.3	2.3	2.4	2.3						
Avg. Stride Length [m]	5.4	7.5	7.5	7.2	7.4	7.4	7.0						





Horse/Jockey Name	Victory Melody
Final Rank	10
Fastest Section Time (Section)	0:10.57 (1200m)
Top Speed [km/h] (Section)	70.0 (1200m)
Race State	Finished

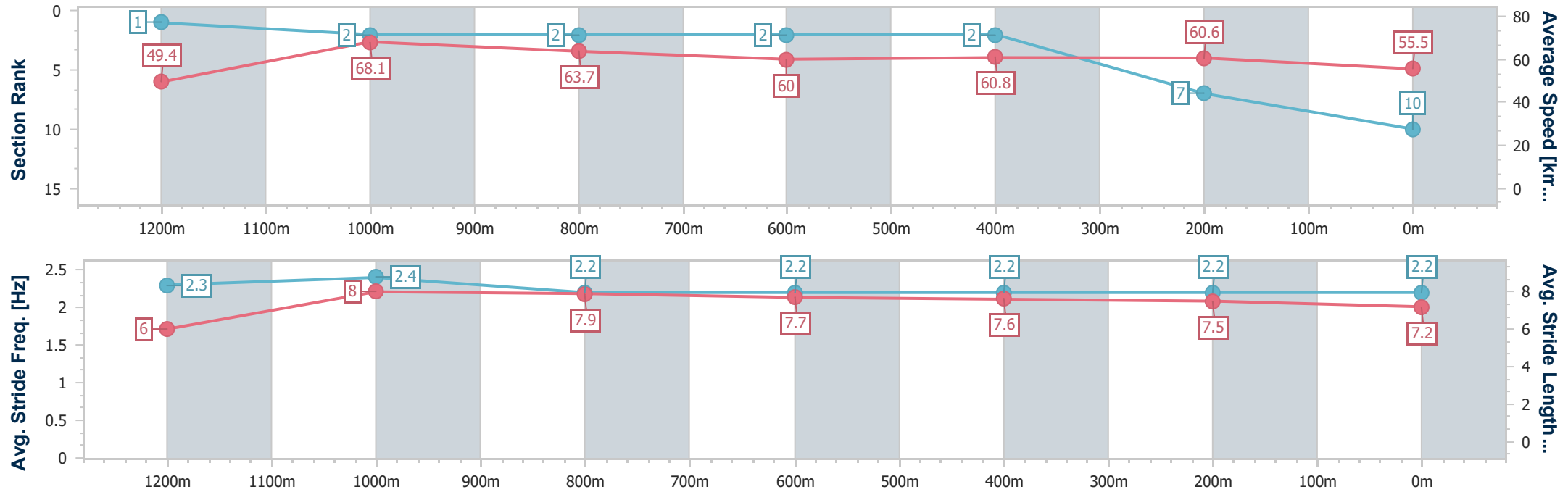


Doomben QLD Professional
Race 2: CASCADE Colts, Geldings and Entires Maiden Plate - 1350m
05 June 2024 - 13:10
Track Rating: Soft 5, Weather: Fine, Rail Position: +7m Entire



BRISBANE
RACING CLUB

Section	Overall	1200m	1000m	800m	600m	400m	200m						
Section Times	1:21.56 [10] (0:11.01)	1:10.55 [1] (0:10.57)	0:59.98 [2] (0:11.32)	0:48.66 [2] (0:12.01)	0:36.65 [2] (0:11.84)	0:24.81 [2] (0:11.86)	0:12.95 [7] (0:12.95)						
Average Speed [km/h]	49.4	68.1	63.7	60.0	60.8	60.6	55.5						
Top Speed [km/h]	68.0	70.0	66.7	61.4	61.2	61.7	58.7						
Avg. Dist. to Rail [m]	10.4	2.7	1.3	0.3	0.5	0.9	1.4						
Avg. Stride Freq. [Hz]	2.3	2.4	2.2	2.2	2.2	2.2	2.2						
Avg. Stride Length [m]	6.0	8.0	7.9	7.7	7.6	7.5	7.2						





Horse/Jockey Name	Tuck
Final Rank	11
Fastest Section Time (Section)	0:10.85 (1200m)
Top Speed [km/h] (Section)	68.4 (1200m)
Race State	Finished

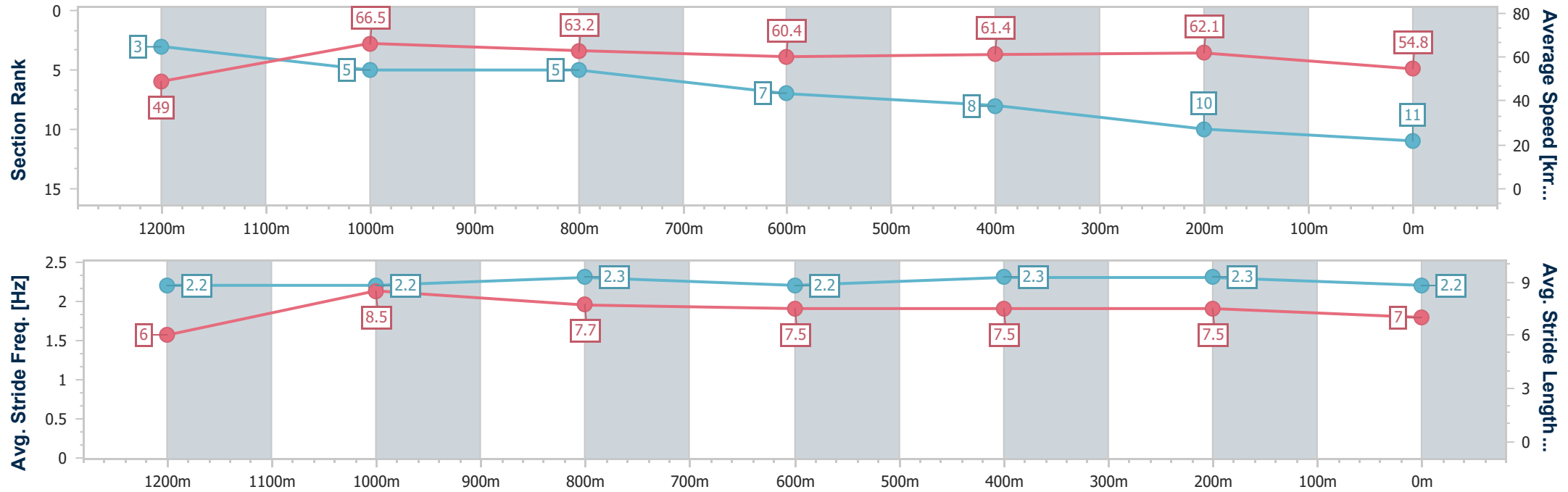


Doomben QLD Professional
Race 2: CASCADE Colts, Geldings and Entires Maiden Plate - 1350m
05 June 2024 - 13:10
Track Rating: Soft 5, Weather: Fine, Rail Position: +7m Entire



BRISBANE
RACING CLUB

Section	Overall	1200m	1000m	800m	600m	400m	200m						
Section Times	1:22.15 [11] (0:11.03)	1:11.12 [3] (0:10.85)	1:00.27 [5] (0:11.47)	0:48.80 [5] (0:12.09)	0:36.71 [7] (0:11.87)	0:24.84 [8] (0:11.68)	0:13.16 [10] (0:13.16)						
Average Speed [km/h]	49.0	66.5	63.2	60.4	61.4	62.1	54.8						
Top Speed [km/h]	67.0	68.4	64.8	63.1	63.4	63.1	59.8						
Avg. Dist. to Rail [m]	4.7	3.0	2.7	2.4	2.7	4.0	4.9						
Avg. Stride Freq. [Hz]	2.2	2.2	2.3	2.2	2.3	2.3	2.2						
Avg. Stride Length [m]	6.0	8.5	7.7	7.5	7.5	7.5	7.0						





Horse/Jockey Name	Duke Of Lancaster
Final Rank	12
Fastest Section Time (Section)	0:10.89 (1200m)
Top Speed [km/h] (Section)	68.0 (1000m)
Race State	Finished

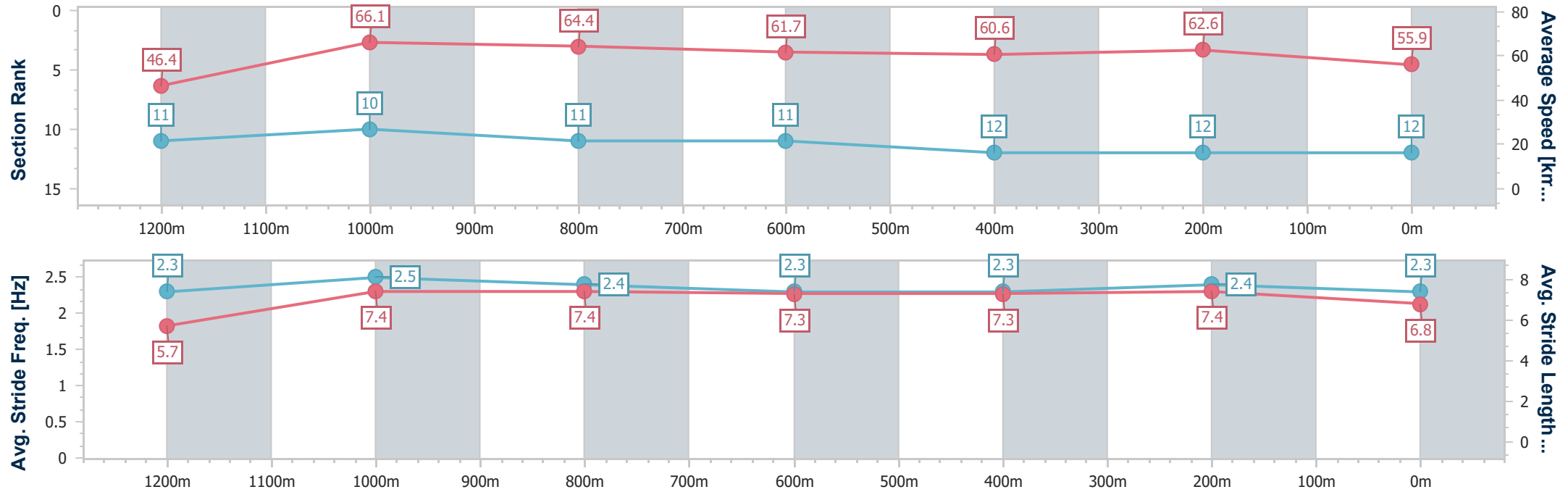


Doomben QLD Professional
Race 2: CASCADE Colts, Geldings and Entires Maiden Plate - 1350m
05 June 2024 - 13:10
Track Rating: Soft 5, Weather: Fine, Rail Position: +7m Entire



BRISBANE
RACING CLUB

Section	Overall	1200m	1000m	800m	600m	400m	200m						
Section Times	1:22.27 [12] (0:11.69)	1:10.58 [11] (0:10.89)	0:59.69 [10] (0:11.23)	0:48.46 [11] (0:11.89)	0:36.57 [11] (0:12.11)	0:24.46 [12] (0:11.51)	0:12.95 [12] (0:12.95)						
Average Speed [km/h]	46.4	66.1	64.4	61.7	60.6	62.6	55.9						
Top Speed [km/h]	64.3	67.7	68.0	62.9	62.7	64.8	60.5						
Avg. Dist. to Rail [m]	8.8	2.6	2.3	3.6	3.7	3.4	4.7						
Avg. Stride Freq. [Hz]	2.3	2.5	2.4	2.3	2.3	2.4	2.3						
Avg. Stride Length [m]	5.7	7.4	7.4	7.3	7.3	7.4	6.8						





Horse/Jockey Name	Ready To Thunder
Final Rank	13
Fastest Section Time (Section)	0:11.17 (1200m)
Top Speed [km/h] (Section)	65.4 (1200m)
Race State	Finished

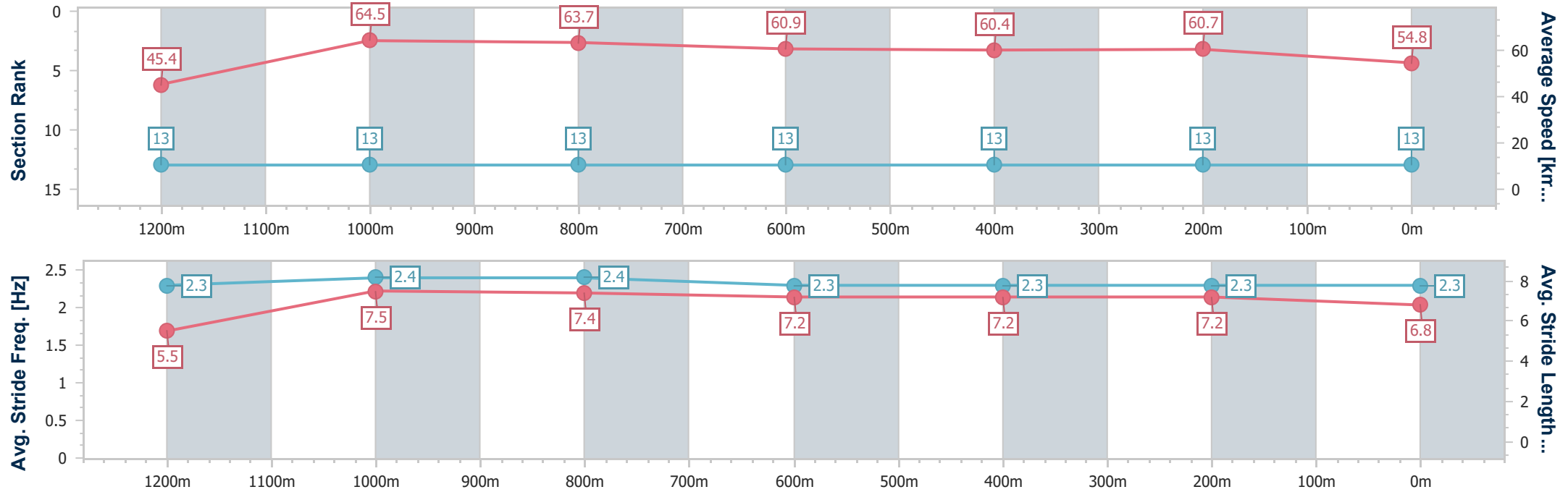


Doomben QLD Professional
Race 2: CASCADE Colts, Geldings and Entires Maiden Plate - 1350m
05 June 2024 - 13:10
Track Rating: Soft 5, Weather: Fine, Rail Position: +7m Entire



BRISBANE
RACING CLUB

Section	Overall	1200m	1000m	800m	600m	400m	200m						
Section Times	1:23.16 [13] (0:11.92)	1:11.24 [13] (0:11.17)	1:00.07 [13] (0:11.28)	0:48.79 [13] (0:11.85)	0:36.94 [13] (0:11.95)	0:24.99 [13] (0:11.79)	0:13.20 [13] (0:13.20)						
Average Speed [km/h]	45.4	64.5	63.7	60.9	60.4	60.7	54.8						
Top Speed [km/h]	63.2	65.4	65.2	62.3	61.2	62.1	58.5						
Avg. Dist. to Rail [m]	2.8	0.5	0.3	0.4	0.3	1.1	0.8						
Avg. Stride Freq. [Hz]	2.3	2.4	2.4	2.3	2.3	2.3	2.3						
Avg. Stride Length [m]	5.5	7.5	7.4	7.2	7.2	7.2	6.8						





Doomben QLD Professional
Race 3: STRADBROKE CALCUTTA 13 JUNE QTIS Three-Year-Old
BENCHMARK 68 Handicap - 1350m
05 June 2024 - 13:45



Track Rating: Good 4, Weather: Fine, Rail Position: +7m Entire

Section						Overall	1200m	1000m	800m	600m	400m	Last 600m	
Field Times						1:19.67 (0:10.87)	1:08.80 (0:10.73)	0:58.07 (0:11.15)	0:46.92 (0:11.95)	0:34.97 (0:11.81)	0:23.16 (0:11.37)	0:34.97	
Rank	TAB	Horse/Jockey	Barrier	Top Speed [km/h]	Fastest Section								Distance Travelled [m]
1	11	WAHINE GALAXY	9	67.9	0:10.80	1:19.67 [1]	1:08.22 [10]	0:57.11 [9]	0:45.69 [9]	0:33.69 [10]	0:22.33 [9]	0:33.69	
		Robbie Dolan		400m	400m	(0:11.45)	(0:11.11)	(0:11.42)	(0:12.00)	(0:11.36)	(0:10.80)		
2	3	SLIPPIN' JIMMY	5	67.1	0:10.87	1:19.68 [2]	1:08.81 [1]	0:57.79 [2]	0:46.36 [4]	0:34.44 [4]	0:22.98 [3]	0:34.44	-5
		Bailey Wheeler		1200m	Overall	(0:10.87)	(0:11.02)	(0:11.43)	(0:11.92)	(0:11.46)	(0:11.18)		
3	8	MILITARY AWARD	1	66.5	0:10.99	1:19.95 [3]	1:08.77 [6]	0:57.78 [6]	0:46.42 [6]	0:34.53 [6]	0:22.98 [5]	0:34.53	-1
		Ryan Maloney		1000m	1200m	(0:11.18)	(0:10.99)	(0:11.36)	(0:11.89)	(0:11.55)	(0:11.12)		
4	5	CUNNAMULLA FELLA	10	66.5	0:11.08	1:19.97 [4]	1:08.70 [8]	0:57.40 [10]	0:45.98 [10]	0:34.04 [9]	0:22.61 [10]	0:34.04	+0
		Cejay Graham		400m	400m	(0:11.27)	(0:11.30)	(0:11.42)	(0:11.94)	(0:11.43)	(0:11.08)		
5	4	CRYPTOSHARE	6	68.5	0:10.61	1:20.06 [5]	1:09.07 [3]	0:58.46 [1]	0:47.31 [1]	0:35.36 [1]	0:23.55 [1]	0:35.36	+3
		Justin Huxtable		1200m	1200m	(0:10.99)	(0:10.61)	(0:11.15)	(0:11.95)	(0:11.81)	(0:11.47)		
6	6	SCUD	4	68.3	0:10.90	1:20.12 [6]	1:08.90 [7]	0:57.82 [7]	0:46.29 [7]	0:34.34 [8]	0:22.85 [8]	0:34.34	+1
		Andrew Mallyon		400m	400m	(0:11.22)	(0:11.08)	(0:11.53)	(0:11.95)	(0:11.49)	(0:10.90)		
7	1	CAPTAIN FENKEL	11	69.2	0:10.93	1:20.17 [7]	1:09.09 [4]	0:58.16 [4]	0:47.17 [2]	0:35.24 [2]	0:23.56 [2]	0:35.24	-2
		Vlad Duric		1000m	1200m	(0:11.08)	(0:10.93)	(0:10.99)	(0:11.93)	(0:11.68)	(0:11.43)		
8	2	RINGER'S REWARD	2	67.4	0:10.89	1:20.22 [8]	1:09.09 [5]	0:58.20 [5]	0:46.76 [5]	0:34.82 [5]	0:23.22 [6]	0:34.82	+2
		Martin Harley		1200m	1200m	(0:11.13)	(0:10.89)	(0:11.44)	(0:11.94)	(0:11.60)	(0:11.17)		
9	9	BRAVE AGENDA	3	67.5	0:10.94	1:20.45 [9]	1:09.47 [2]	0:58.53 [3]	0:47.14 [3]	0:35.25 [3]	0:23.56 [4]	0:35.25	-10
		Angela Jones		1200m	1200m	(0:10.98)	(0:10.94)	(0:11.39)	(0:11.89)	(0:11.69)	(0:11.37)		
10	10	BERTINELLI	8	66.5	0:10.94	1:21.86 [10]	1:10.45 [9]	0:59.51 [8]	0:48.01 [8]	0:36.11 [7]	0:24.77 [7]	0:36.11	-6
		Damien Thornton		1200m	1200m	(0:11.41)	(0:10.94)	(0:11.50)	(0:11.90)	(0:11.34)	(0:11.42)		

Scratched: Winsome Star (#7)

Report Created: Wed 5 June 2024 14:08 GMT+10 (Note: Timing is based on position data)

Page 1/12

[] Ranking at each section and finish
-:-:- No data available at this section
NA No data available

SCN Saddle cloth number
DNF Did not finish
DNT Did not track

data processed by  TRIPLESDATA



Doomben QLD Professional
Race 3: STRADBROKE CALCUTTA 13 JUNE QTIS Three-Year-Old
BENCHMARK 68 Handicap - 1350m
05 June 2024 - 13:45



Track Rating: Good 4, Weather: Fine, Rail Position: +7m Entire

Section						200m			Last 600m
Field Times						0:11.79			0:34.97
						(0:11.79)			
Rank	TAB	Horse/Jockey	Barrier	Top Speed [km/h]	Fastest Section		Margin		Distance Travelled [m]
1	11	WAHINE GALAXY	9	67.9	0:10.80	0:11.53 [5]	1:19.67		0:33.69
		Robbie Dolan		400m	400m	(0:11.53)			
2	3	SLIPPIN' JIMMY	5	67.1	0:10.87	0:11.80 [1]	0.08L		0:34.44
		Bailey Wheeler		1200m	Overall	(0:11.80)			-5
3	8	MILITARY AWARD	1	66.5	0:10.99	0:11.86 [4]	1.63L		0:34.53
		Ryan Maloney		1000m	1200m	(0:11.86)			-1
4	5	CUNNAMULLA FELLA	10	66.5	0:11.08	0:11.53 [9]	1.76L		0:34.04
		Cejay Graham		400m	400m	(0:11.53)			+0
5	4	CRYPTOSHARE	6	68.5	0:10.61	0:12.08 [2]	2.3L		0:35.36
		Justin Huxtable		1200m	1200m	(0:12.08)			+3
6	6	SCUD	4	68.3	0:10.90	0:11.95 [7]	2.66L		0:34.34
		Andrew Mallyon		400m	400m	(0:11.95)			+1
7	1	CAPTAIN FENKEL	11	69.2	0:10.93	0:12.13 [3]	2.98L		0:35.24
		Vlad Duric		1000m	1200m	(0:12.13)			-2
8	2	RINGER'S REWARD	2	67.4	0:10.89	0:12.05 [6]	3.23L		0:34.82
		Martin Harley		1200m	1200m	(0:12.05)			+2
9	9	BRAVE AGENDA	3	67.5	0:10.94	0:12.19 [8]	4.57L		0:35.25
		Angela Jones		1200m	1200m	(0:12.19)			-10
10	10	BERTINELLI	8	66.5	0:10.94	0:13.35 [10]	12.92L		0:36.11
		Damien Thornton		1200m	1200m	(0:13.35)			-6

Scratched: Winsome Star (#7)

Report Created: Wed 5 June 2024 14:08 GMT+10 (Note: Timing is based on position data)

Page 2/12

[] Ranking at each section and finish
-:-:- No data available at this section
NA No data available

SCN Saddle cloth number
DNF Did not finish
DNT Did not track

data processed by  TRIPLESDATA



Horse/Jockey Name	Wahine Galaxy
Final Rank	1
Fastest Section Time (Section)	0:10.80 (400m)
Top Speed [km/h] (Section)	67.9 (400m)
Race State	Finished

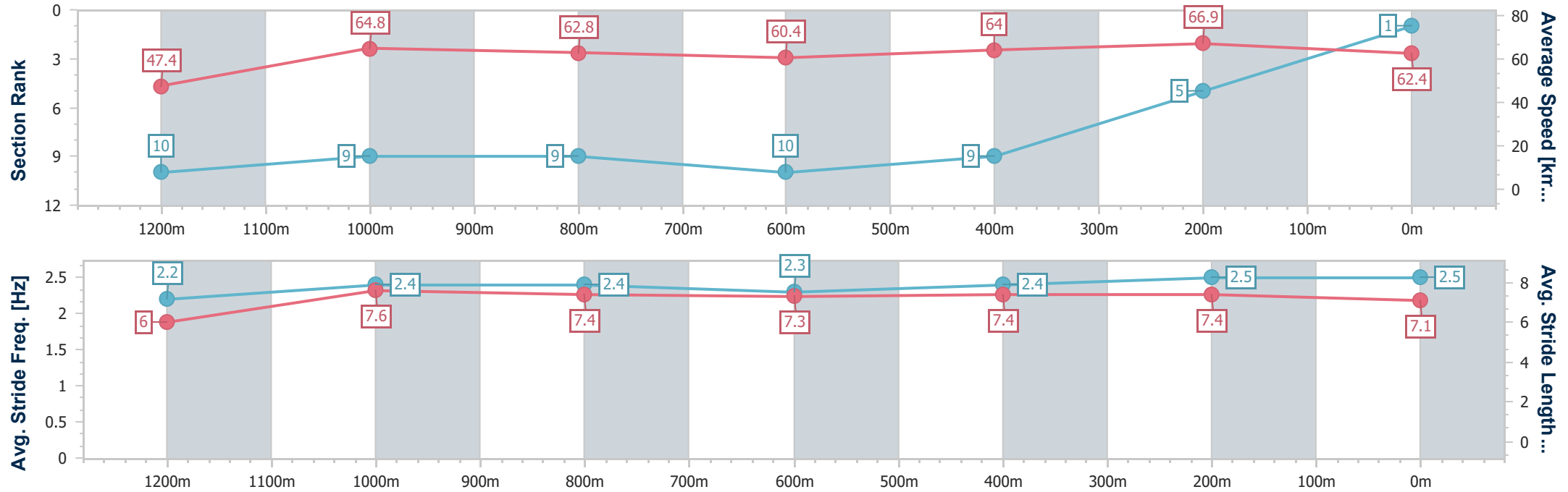


Doomben QLD Professional
Race 3: STRADBROKE CALCUTTA 13 JUNE QTIS Three-Year-
Old BENCHMARK 68 Handicap - 1350m
05 June 2024 - 13:45
Track Rating: Good 4, Weather: Fine, Rail Position: +7m Entire



BRISBANE
RACING CLUB

Section	Overall	1200m	1000m	800m	600m	400m	200m						
Section Times	1:19.67 [1] (0:11.45)	1:08.22 [10] (0:11.11)	0:57.11 [9] (0:11.42)	0:45.69 [9] (0:12.00)	0:33.69 [10] (0:11.36)	0:22.33 [9] (0:10.80)	0:11.53 [5] (0:11.53)						
Average Speed [km/h]	47.4	64.8	62.8	60.4	64.0	66.9	62.4						
Top Speed [km/h]	64.0	66.7	66.6	62.1	67.5	67.9	65.4						
Avg. Dist. to Rail [m]	6.4	0.5	0.6	1.5	1.9	1.8	2.1						
Avg. Stride Freq. [Hz]	2.2	2.4	2.4	2.3	2.4	2.5	2.5						
Avg. Stride Length [m]	6.0	7.6	7.4	7.3	7.4	7.4	7.1						



[] Ranking at each section and finish
-.-.- No data available at this section
NA No data available



Horse/Jockey Name	Slippin' Jimmy
Final Rank	2
Fastest Section Time (Section)	0:10.87 (Overall)
Top Speed [km/h] (Section)	67.1 (1200m)
Race State	Finished

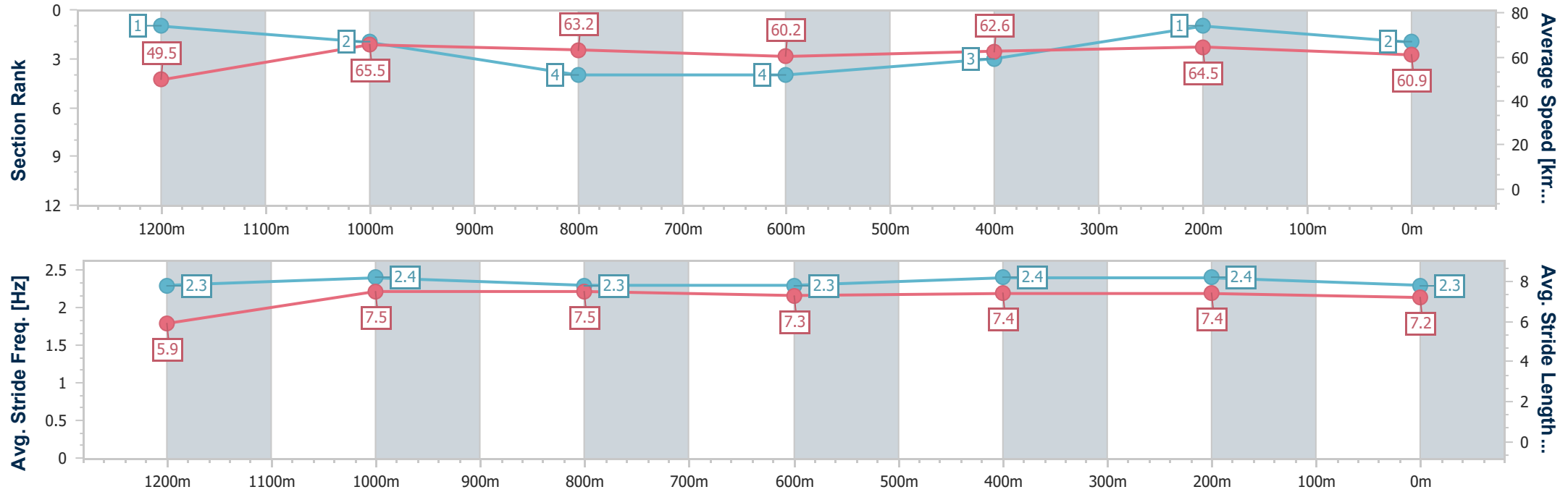


Doomben QLD Professional
Race 3: STRADBROKE CALCUTTA 13 JUNE QTIS Three-Year-
Old BENCHMARK 68 Handicap - 1350m
05 June 2024 - 13:45
Track Rating: Good 4, Weather: Fine, Rail Position: +7m Entire



BRISBANE
RACING CLUB

Section	Overall	1200m	1000m	800m	600m	400m	200m						
Section Times	1:19.68 [2] (0:10.87)	1:08.81 [1] (0:11.02)	0:57.79 [2] (0:11.43)	0:46.36 [4] (0:11.92)	0:34.44 [4] (0:11.46)	0:22.98 [3] (0:11.18)	0:11.80 [1] (0:11.80)						
Average Speed [km/h]	49.5	65.5	63.2	60.2	62.6	64.5	60.9						
Top Speed [km/h]	65.0	67.1	65.7	62.4	64.8	66.4	64.5						
Avg. Dist. to Rail [m]	3.8	0.6	0.9	0.2	0.5	1.0	0.3						
Avg. Stride Freq. [Hz]	2.3	2.4	2.3	2.3	2.4	2.4	2.3						
Avg. Stride Length [m]	5.9	7.5	7.5	7.3	7.4	7.4	7.2						



[] Ranking at each section and finish
-.-.- No data available at this section
NA No data available



Horse/Jockey Name	Military Award
Final Rank	3
Fastest Section Time (Section)	0:10.99 (1200m)
Top Speed [km/h] (Section)	66.5 (1000m)
Race State	Finished

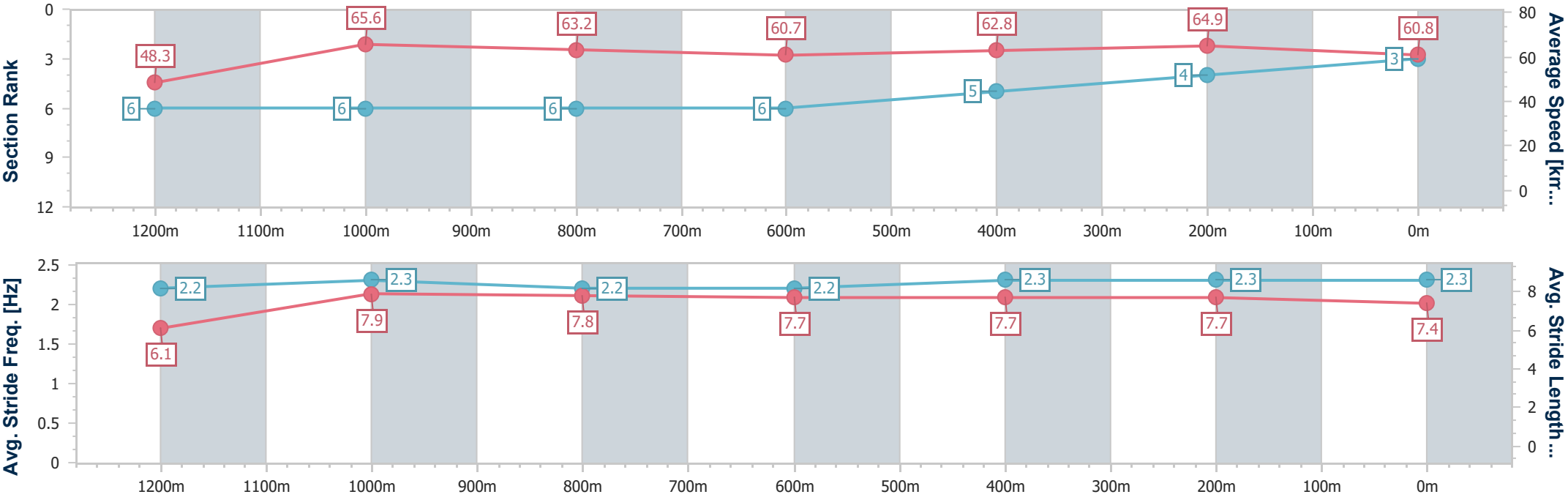


Doomben QLD Professional
Race 3: STRADBROKE CALCUTTA 13 JUNE QTIS Three-Year-
Old BENCHMARK 68 Handicap - 1350m
05 June 2024 - 13:45
Track Rating: Good 4, Weather: Fine, Rail Position: +7m Entire



BRISBANE
RACING CLUB

Section	Overall	1200m	1000m	800m	600m	400m	200m						
Section Times	1:19.95 [3] (0:11.18)	1:08.77 [6] (0:10.99)	0:57.78 [6] (0:11.36)	0:46.42 [6] (0:11.89)	0:34.53 [6] (0:11.55)	0:22.98 [5] (0:11.12)	0:11.86 [4] (0:11.86)						
Average Speed [km/h]	48.3	65.6	63.2	60.7	62.8	64.9	60.8						
Top Speed [km/h]	64.1	66.5	66.5	61.8	64.1	66.3	64.1						
Avg. Dist. to Rail [m]	0.3	1.4	1.0	0.5	1.5	2.6	3.8						
Avg. Stride Freq. [Hz]	2.2	2.3	2.2	2.2	2.3	2.3	2.3						
Avg. Stride Length [m]	6.1	7.9	7.8	7.7	7.7	7.7	7.4						





Horse/Jockey Name	Cunnamulla Fella
Final Rank	4
Fastest Section Time (Section)	0:11.08 (400m)
Top Speed [km/h] (Section)	66.5 (400m)
Race State	Finished

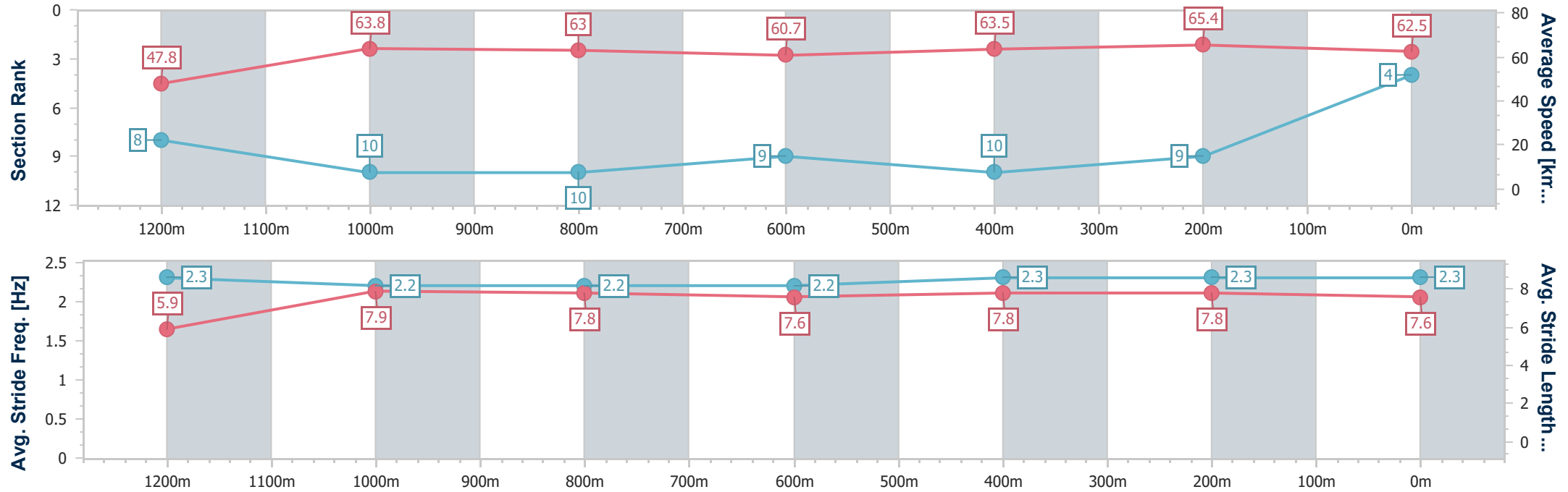


Doomben QLD Professional
Race 3: STRADBROKE CALCUTTA 13 JUNE QTIS Three-Year-
Old BENCHMARK 68 Handicap - 1350m
05 June 2024 - 13:45
Track Rating: Good 4, Weather: Fine, Rail Position: +7m Entire



BRISBANE
RACING CLUB

Section	Overall	1200m	1000m	800m	600m	400m	200m						
Section Times	1:19.97 [4] (0:11.27)	1:08.70 [8] (0:11.30)	0:57.40 [10] (0:11.42)	0:45.98 [10] (0:11.94)	0:34.04 [9] (0:11.43)	0:22.61 [10] (0:11.08)	0:11.53 [9] (0:11.53)						
Average Speed [km/h]	47.8	63.8	63.0	60.7	63.5	65.4	62.5						
Top Speed [km/h]	62.4	65.7	66.1	62.1	65.5	66.5	65.7						
Avg. Dist. to Rail [m]	6.9	1.5	0.4	1.1	1.8	3.0	3.2						
Avg. Stride Freq. [Hz]	2.3	2.2	2.2	2.2	2.3	2.3	2.3						
Avg. Stride Length [m]	5.9	7.9	7.8	7.6	7.8	7.8	7.6						





Horse/Jockey Name	Cryptoshare
Final Rank	5
Fastest Section Time (Section)	0:10.61 (1200m)
Top Speed [km/h] (Section)	68.5 (1200m)
Race State	Finished

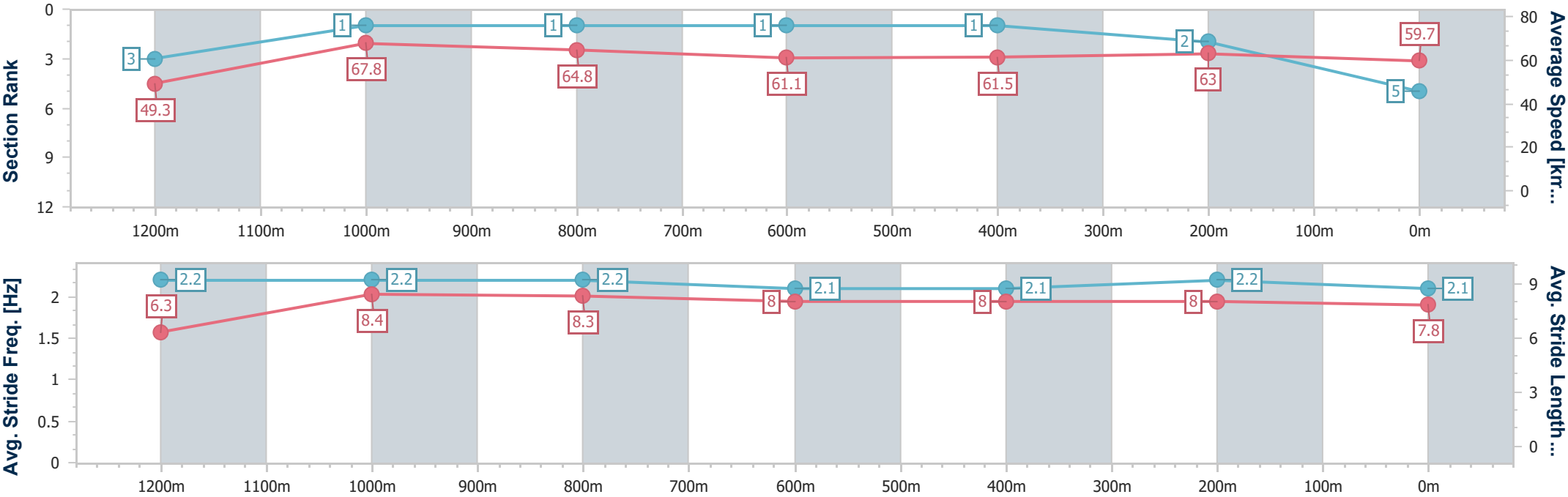


Doomben QLD Professional
Race 3: STRADBROKE CALCUTTA 13 JUNE QTIS Three-Year-
Old BENCHMARK 68 Handicap - 1350m
05 June 2024 - 13:45
Track Rating: Good 4, Weather: Fine, Rail Position: +7m Entire



BRISBANE
RACING CLUB

Section	Overall	1200m	1000m	800m	600m	400m	200m						
Section Times	1:20.06 [5] (0:10.99)	1:09.07 [3] (0:10.61)	0:58.46 [1] (0:11.15)	0:47.31 [1] (0:11.95)	0:35.36 [1] (0:11.81)	0:23.55 [1] (0:11.47)	0:12.08 [2] (0:12.08)						
Average Speed [km/h]	49.3	67.8	64.8	61.1	61.5	63.0	59.7						
Top Speed [km/h]	66.4	68.5	67.9	62.5	63.8	64.2	62.7						
Avg. Dist. to Rail [m]	4.2	2.6	1.8	3.1	1.9	0.8	2.2						
Avg. Stride Freq. [Hz]	2.2	2.2	2.2	2.1	2.1	2.2	2.1						
Avg. Stride Length [m]	6.3	8.4	8.3	8.0	8.0	8.0	7.8						





Horse/Jockey Name	Scud
Final Rank	6
Fastest Section Time (Section)	0:10.90 (400m)
Top Speed [km/h] (Section)	68.3 (400m)
Race State	Finished

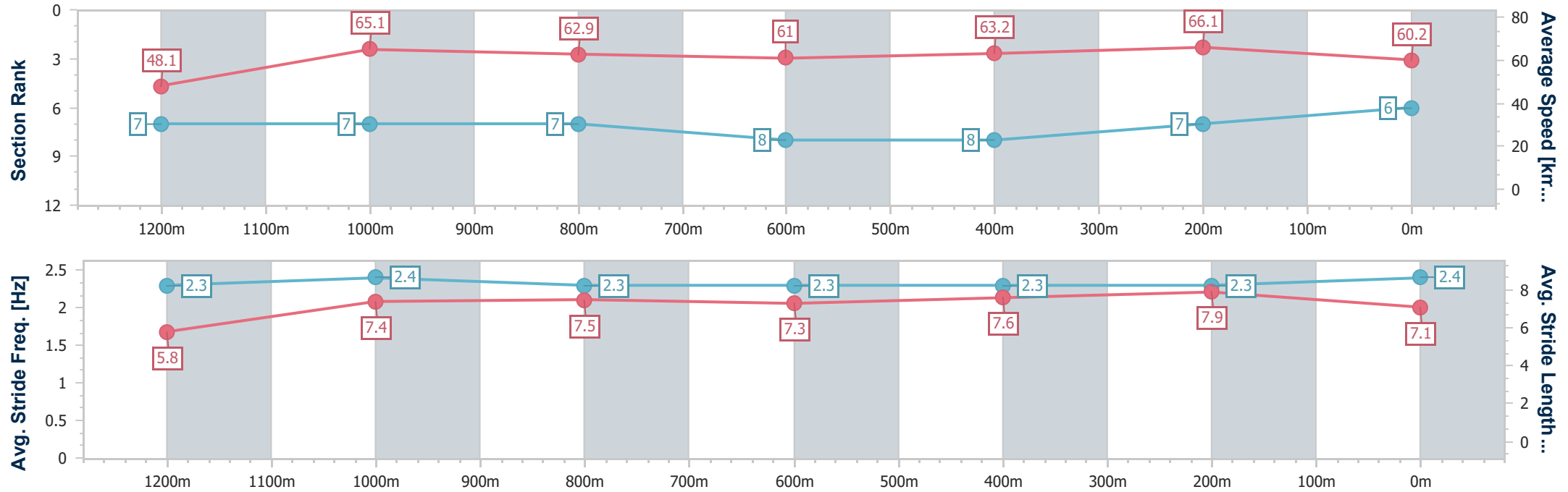


Doomben QLD Professional
Race 3: STRADBROKE CALCUTTA 13 JUNE QTIS Three-Year-
Old BENCHMARK 68 Handicap - 1350m
05 June 2024 - 13:45
Track Rating: Good 4, Weather: Fine, Rail Position: +7m Entire



BRISBANE
RACING CLUB

Section	Overall	1200m	1000m	800m	600m	400m	200m						
Section Times	1:20.12 [6] (0:11.22)	1:08.90 [7] (0:11.08)	0:57.82 [7] (0:11.53)	0:46.29 [7] (0:11.95)	0:34.34 [8] (0:11.49)	0:22.85 [8] (0:10.90)	0:11.95 [7] (0:11.95)						
Average Speed [km/h]	48.1	65.1	62.9	61.0	63.2	66.1	60.2						
Top Speed [km/h]	62.5	67.4	66.2	62.2	65.1	68.3	64.4						
Avg. Dist. to Rail [m]	3.1	2.2	2.4	2.2	1.6	2.1	6.5						
Avg. Stride Freq. [Hz]	2.3	2.4	2.3	2.3	2.3	2.3	2.4						
Avg. Stride Length [m]	5.8	7.4	7.5	7.3	7.6	7.9	7.1						





Horse/Jockey Name	Captain Fenkel
Final Rank	7
Fastest Section Time (Section)	0:10.93 (1200m)
Top Speed [km/h] (Section)	69.2 (1000m)
Race State	Finished

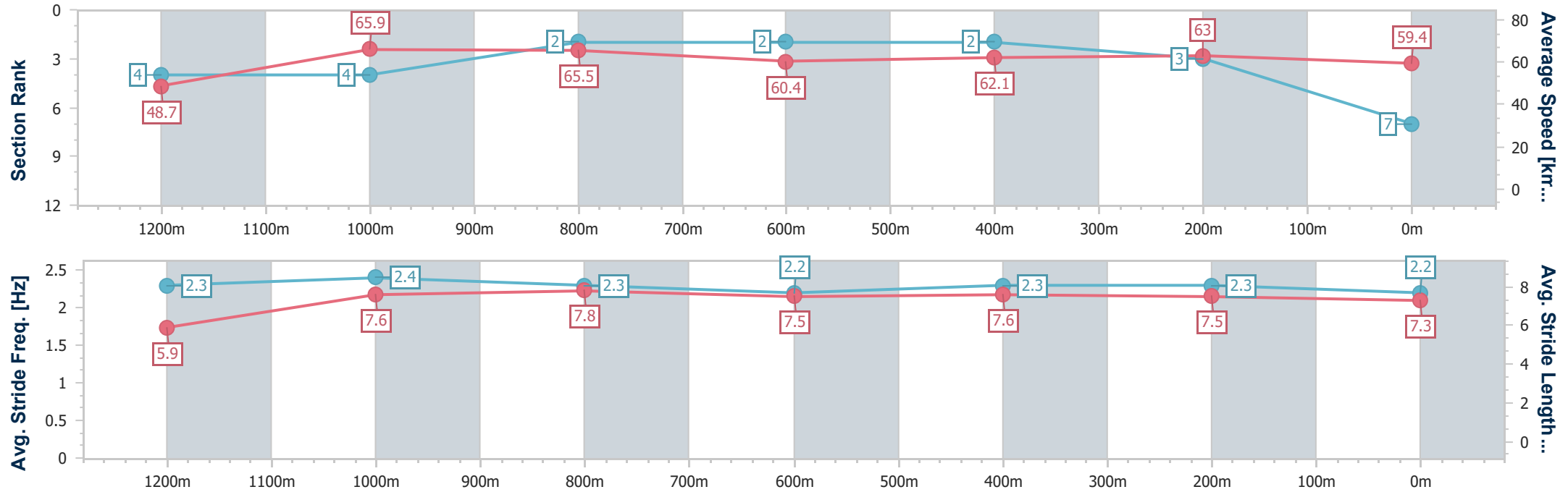


Doomben QLD Professional
Race 3: STRADBROKE CALCUTTA 13 JUNE QTIS Three-Year-
Old BENCHMARK 68 Handicap - 1350m
05 June 2024 - 13:45
Track Rating: Good 4, Weather: Fine, Rail Position: +7m Entire



BRISBANE
RACING CLUB

Section	Overall	1200m	1000m	800m	600m	400m	200m						
Section Times	1:20.17 [7] (0:11.08)	1:09.09 [4] (0:10.93)	0:58.16 [4] (0:10.99)	0:47.17 [2] (0:11.93)	0:35.24 [2] (0:11.68)	0:23.56 [2] (0:11.43)	0:12.13 [3] (0:12.13)						
Average Speed [km/h]	48.7	65.9	65.5	60.4	62.1	63.0	59.4						
Top Speed [km/h]	64.3	68.6	69.2	62.0	62.7	65.4	61.5						
Avg. Dist. to Rail [m]	7.9	1.9	0.5	0.7	1.1	1.9	0.9						
Avg. Stride Freq. [Hz]	2.3	2.4	2.3	2.2	2.3	2.3	2.2						
Avg. Stride Length [m]	5.9	7.6	7.8	7.5	7.6	7.5	7.3						





Horse/Jockey Name	Ringer's Reward
Final Rank	8
Fastest Section Time (Section)	0:10.89 (1200m)
Top Speed [km/h] (Section)	67.4 (1200m)
Race State	Finished

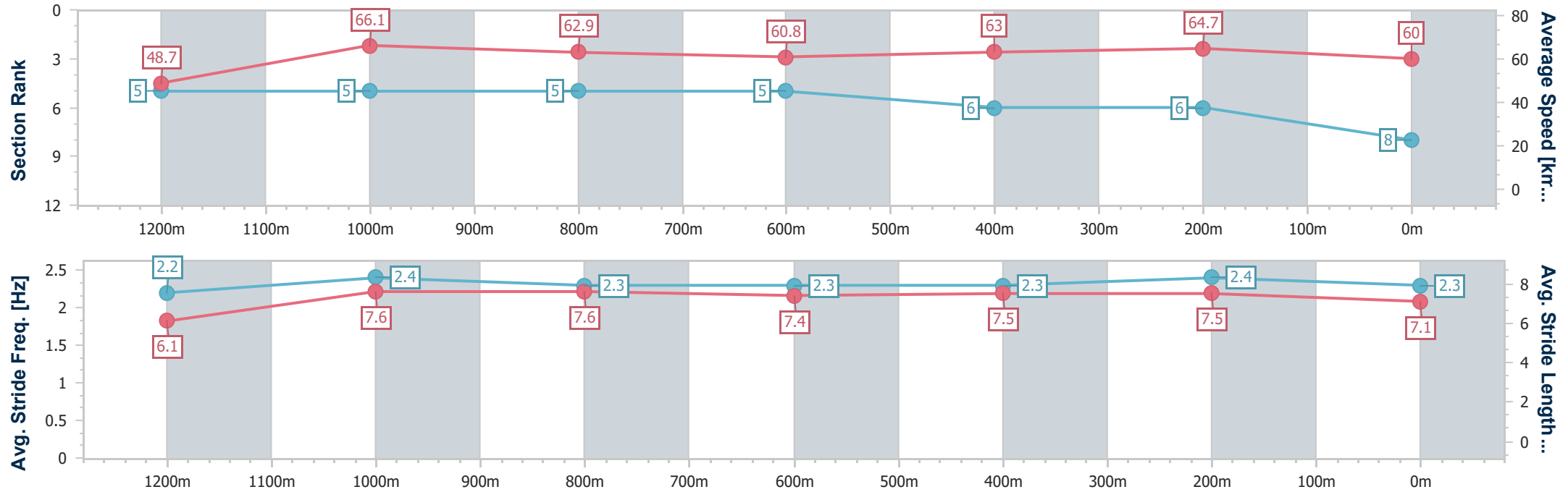


Doomben QLD Professional
Race 3: STRADBROKE CALCUTTA 13 JUNE QTIS Three-Year-
Old BENCHMARK 68 Handicap - 1350m
05 June 2024 - 13:45
Track Rating: Good 4, Weather: Fine, Rail Position: +7m Entire



BRISBANE
RACING CLUB

Section	Overall	1200m	1000m	800m	600m	400m	200m						
Section Times	1:20.22 [8] (0:11.13)	1:09.09 [5] (0:10.89)	0:58.20 [5] (0:11.44)	0:46.76 [5] (0:11.94)	0:34.82 [5] (0:11.60)	0:23.22 [6] (0:11.17)	0:12.05 [6] (0:12.05)						
Average Speed [km/h]	48.7	66.1	62.9	60.8	63.0	64.7	60.0						
Top Speed [km/h]	64.5	67.4	65.0	62.1	64.2	66.5	62.9						
Avg. Dist. to Rail [m]	2.5	0.6	0.4	1.9	2.7	3.3	4.9						
Avg. Stride Freq. [Hz]	2.2	2.4	2.3	2.3	2.3	2.4	2.3						
Avg. Stride Length [m]	6.1	7.6	7.6	7.4	7.5	7.5	7.1						





Horse/Jockey Name	Brave Agenda
Final Rank	9
Fastest Section Time (Section)	0:10.94 (1200m)
Top Speed [km/h] (Section)	67.5 (1200m)
Race State	Finished

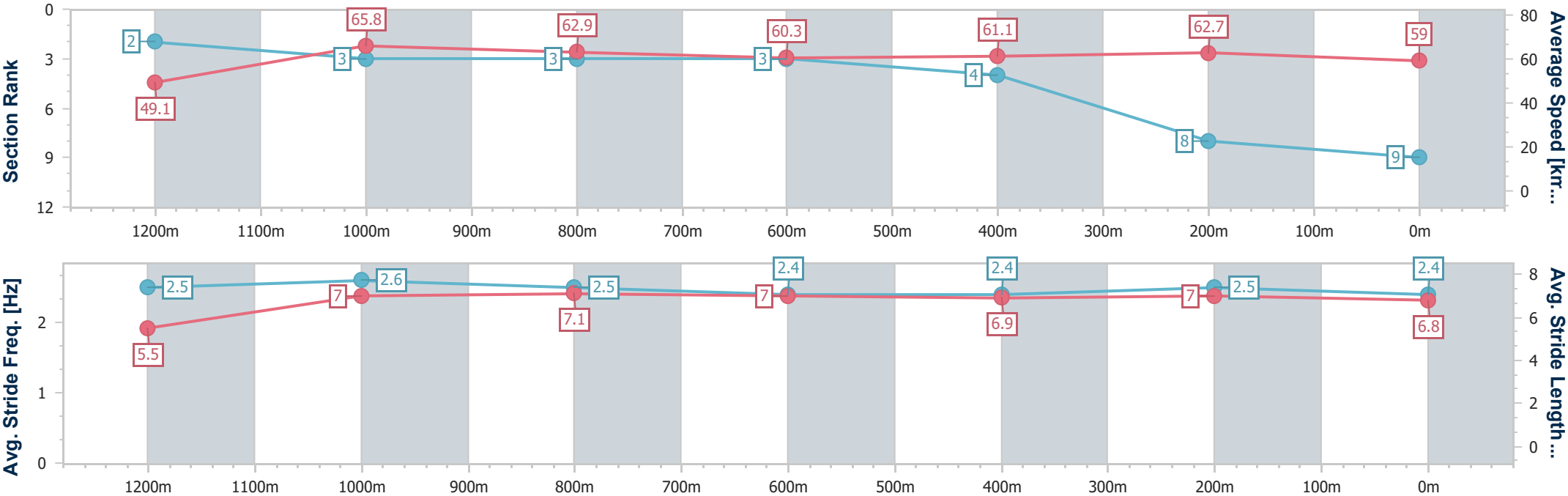


Doomben QLD Professional
Race 3: STRADBROKE CALCUTTA 13 JUNE QTIS Three-Year-
Old BENCHMARK 68 Handicap - 1350m
05 June 2024 - 13:45
Track Rating: Good 4, Weather: Fine, Rail Position: +7m Entire



BRISBANE
RACING CLUB

Section	Overall	1200m	1000m	800m	600m	400m	200m						
Section Times	1:20.45 [9] (0:10.98)	1:09.47 [2] (0:10.94)	0:58.53 [3] (0:11.39)	0:47.14 [3] (0:11.89)	0:35.25 [3] (0:11.69)	0:23.56 [4] (0:11.37)	0:12.19 [8] (0:12.19)						
Average Speed [km/h]	49.1	65.8	62.9	60.3	61.1	62.7	59.0						
Top Speed [km/h]	64.4	67.5	66.3	61.7	62.2	63.7	62.2						
Avg. Dist. to Rail [m]	1.5	0.6	0.9	0.8	1.8	3.4	2.1						
Avg. Stride Freq. [Hz]	2.5	2.6	2.5	2.4	2.4	2.5	2.4						
Avg. Stride Length [m]	5.5	7.0	7.1	7.0	6.9	7.0	6.8						





Horse/Jockey Name	Bertinelli
Final Rank	10
Fastest Section Time (Section)	0:10.94 (1200m)
Top Speed [km/h] (Section)	66.5 (1200m)
Race State	Finished

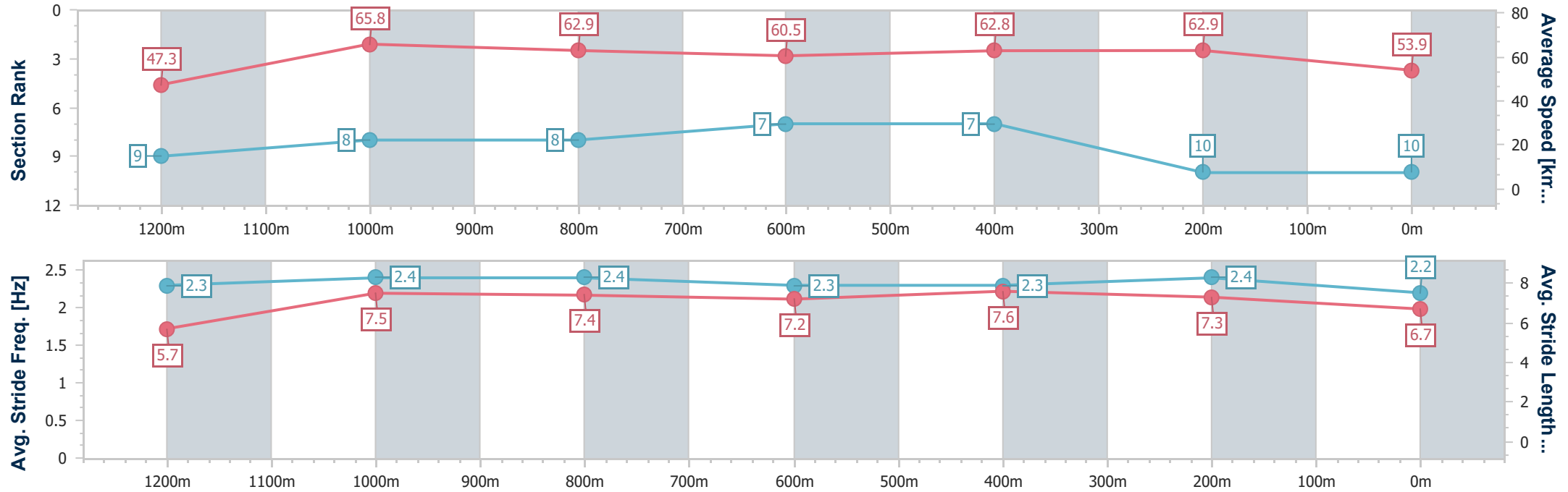


Doomben QLD Professional
Race 3: STRADBROKE CALCUTTA 13 JUNE QTIS Three-Year-
Old BENCHMARK 68 Handicap - 1350m
05 June 2024 - 13:45
Track Rating: Good 4, Weather: Fine, Rail Position: +7m Entire



BRISBANE
RACING CLUB

Section	Overall	1200m	1000m	800m	600m	400m	200m						
Section Times	1:21.86 [10] (0:11.41)	1:10.45 [9] (0:10.94)	0:59.51 [8] (0:11.50)	0:48.01 [8] (0:11.90)	0:36.11 [7] (0:11.34)	0:24.77 [7] (0:11.42)	0:13.35 [10] (0:13.35)						
Average Speed [km/h]	47.3	65.8	62.9	60.5	62.8	62.9	53.9						
Top Speed [km/h]	64.5	66.5	65.5	62.1	63.3	64.7	60.4						
Avg. Dist. to Rail [m]	6.6	1.2	1.0	0.3	1.7	1.3	0.6						
Avg. Stride Freq. [Hz]	2.3	2.4	2.4	2.3	2.3	2.4	2.2						
Avg. Stride Length [m]	5.7	7.5	7.4	7.2	7.6	7.3	6.7						





Doomben QLD Professional
Race 4: LADBROKES RACING CLUB Fillies & Mares Class 3 Plate (4YO
only QTIS bonuses applicable) - 1200m
05 June 2024 - 14:19



Track Rating: Soft 5, Weather: Fine, Rail Position: +7m Entire

Section		Overall				1000m	800m	600m	400m	200m	Last 600m		
Field Times		1:10.11				0:56.98	0:46.02	0:34.44	0:22.91	0:11.92	0:34.44		
		(0:13.13)				(0:10.96)	(0:11.58)	(0:11.53)	(0:10.99)	(0:11.92)			
Rank	TAB Horse/Jockey	Barrier	Top Speed [km/h]	Fastest Section							Margin	Distance Travelled [m]	
1	2 LENNIC	2	68.3	0:10.96	1:10.11 [1]	0:56.98 [1]	0:46.02 [1]	0:34.42 [2]	0:22.91 [1]	0:11.92 [1]	1:10.11	0:34.42	
	Boris Thornton		1000m	1000m	(0:13.13)	(0:10.96)	(0:11.60)	(0:11.51)	(0:10.99)	(0:11.92)			
2	8 SET TO SHINE	8	69.0	0:10.93	1:10.16 [2]	0:56.69 [5]	0:45.76 [5]	0:34.30 [3]	0:22.70 [3]	0:11.67 [3]	0.25L	0:34.30	+7
	Angela Jones		1000m	1000m	(0:13.47)	(0:10.93)	(0:11.46)	(0:11.60)	(0:11.03)	(0:11.67)			
3	5 SPIRIT QUEEN	10	69.8	0:10.71	1:10.28 [3]	0:56.39 [9]	0:45.33 [9]	0:33.83 [9]	0:22.29 [9]	0:11.58 [6]	0.99L	0:33.83	+5
	Vlad Duric		400m	400m	(0:13.89)	(0:11.06)	(0:11.50)	(0:11.54)	(0:10.71)	(0:11.58)			
4	7 PONCA	9	68.7	0:10.93	1:10.34 [4]	0:57.13 [2]	0:46.20 [2]	0:34.67 [1]	0:23.10 [2]	0:12.04 [2]	1.33L	0:34.67	+3
	Ryan Maloney		Overall	1000m	(0:13.21)	(0:10.93)	(0:11.53)	(0:11.57)	(0:11.06)	(0:12.04)			
5	9 SHOHEI	6	67.4	0:11.04	1:10.45 [5]	0:56.92 [7]	0:45.88 [8]	0:34.45 [6]	0:22.88 [6]	0:11.84 [5]	1.97L	0:34.45	+7
	Damien Thornton		1000m	1000m	(0:13.53)	(0:11.04)	(0:11.43)	(0:11.57)	(0:11.04)	(0:11.84)			
6	1 I AM TAKINGTHELOT	7	67.6	0:11.05	1:10.51 [6]	0:57.23 [3]	0:46.18 [4]	0:34.61 [4]	0:23.01 [4]	0:11.91 [4]	2.31L	0:34.61	+4
	James Orman		1000m	1000m	(0:13.28)	(0:11.05)	(0:11.57)	(0:11.60)	(0:11.10)	(0:11.91)			
7	6 CELESTIAL HARBOUR	4	67.8	0:11.00	1:10.57 [7]	0:57.05 [6]	0:46.05 [6]	0:34.47 [7]	0:22.87 [7]	0:11.81 [7]	2.71L	0:34.47	+6
	Karl Zechner		Overall	1000m	(0:13.52)	(0:11.00)	(0:11.58)	(0:11.60)	(0:11.06)	(0:11.81)			
8	4 PARISIAN LADY	5	70.0	0:10.87	1:10.82 [8]	0:57.14 [8]	0:46.27 [7]	0:34.56 [8]	0:23.02 [8]	0:11.84 [9]	4.14L	0:34.56	+0
	Bailey Wheeler		Overall	1000m	(0:13.68)	(0:10.87)	(0:11.71)	(0:11.54)	(0:11.18)	(0:11.84)			
9	11 YALLA	3	68.4	0:10.91	1:10.85 [9]	0:57.44 [4]	0:46.53 [3]	0:34.92 [5]	0:23.33 [5]	0:12.05 [8]	4.33L	0:34.92	+2
	Kyle Wilson-Taylor		1000m	1000m	(0:13.41)	(0:10.91)	(0:11.61)	(0:11.59)	(0:11.28)	(0:12.05)			

Scratched: Chillli Filly (#10), One 'N' Only (#3)



Horse/Jockey Name	Lennic
Final Rank	1
Fastest Section Time (Section)	0:10.96 (1000m)
Top Speed [km/h] (Section)	68.3 (1000m)
Race State	Finished

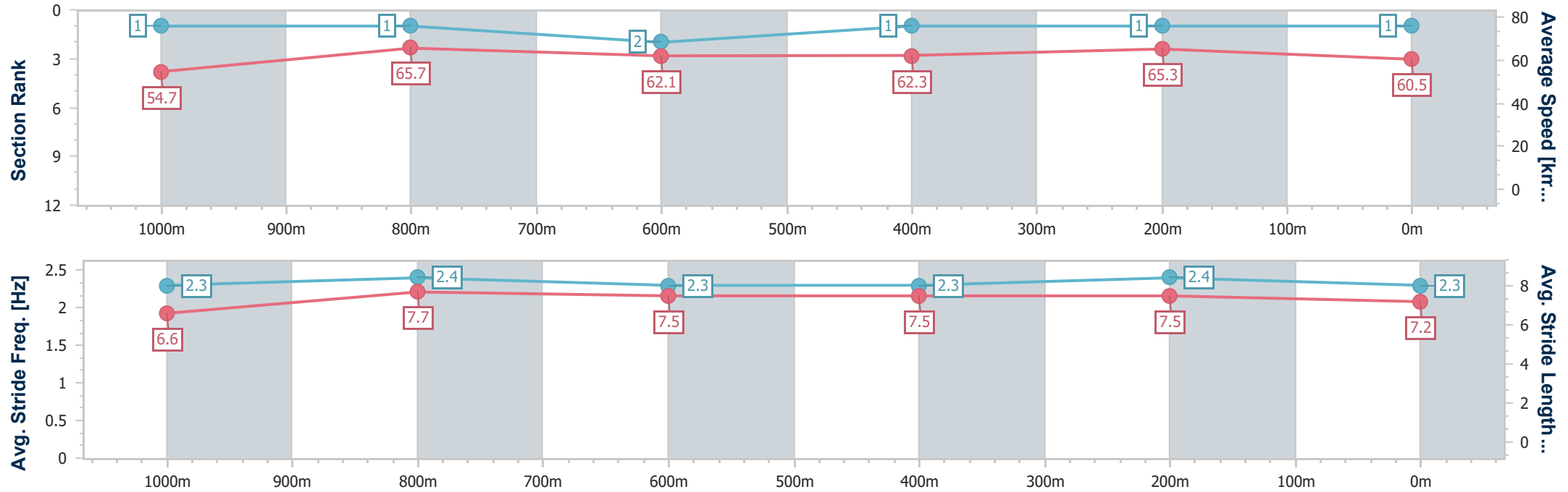


Doomben QLD Professional
Race 4: LADBROKES RACING CLUB Fillies & Mares Class 3
Plate (4YO only QTIS bonuses applicable) - 1200m
05 June 2024 - 14:19
Track Rating: Soft 5, Weather: Fine, Rail Position: +7m Entire



BRISBANE
RACING CLUB

Section	Overall	1000m	800m	600m	400m	200m							
Section Times	1:10.11 [1] (0:13.13)	0:56.98 [1] (0:10.96)	0:46.02 [1] (0:11.60)	0:34.42 [2] (0:11.51)	0:22.91 [1] (0:10.99)	0:11.92 [1] (0:11.92)							
Average Speed [km/h]	54.7	65.7	62.1	62.3	65.3	60.5							
Top Speed [km/h]	67.9	68.3	63.3	64.5	66.5	65.2							
Avg. Dist. to Rail [m]	0.5	0.5	0.2	0.7	2.2	2.5							
Avg. Stride Freq. [Hz]	2.3	2.4	2.3	2.3	2.4	2.3							
Avg. Stride Length [m]	6.6	7.7	7.5	7.5	7.5	7.2							





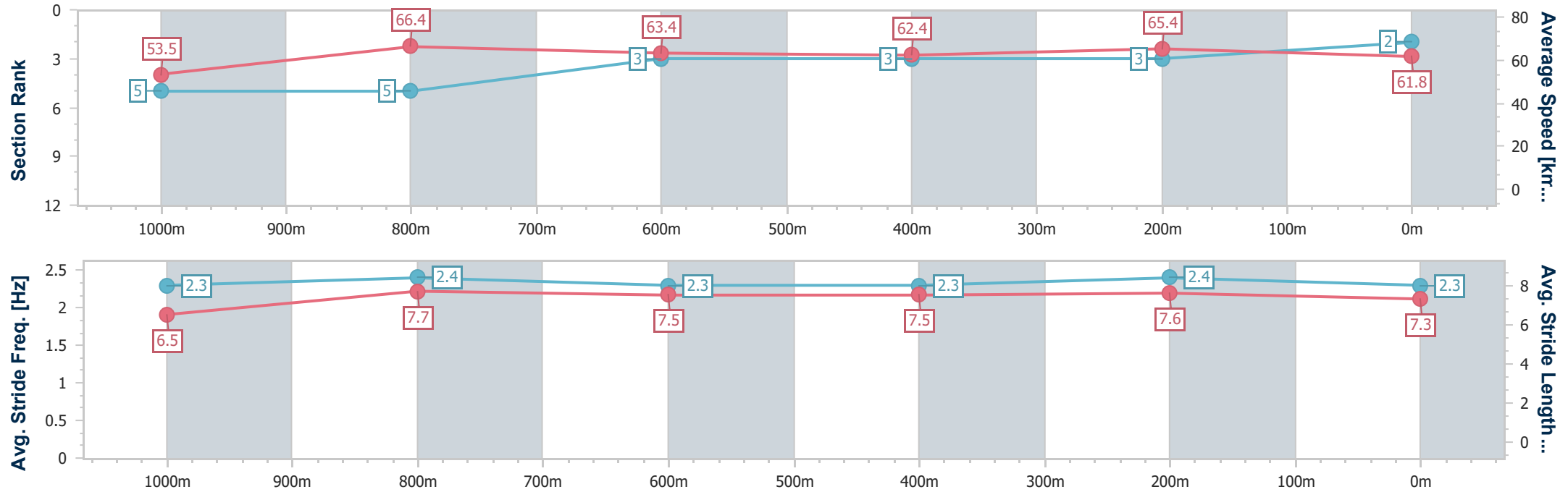
Horse/Jockey Name	Set To Shine
Final Rank	2
Fastest Section Time (Section)	0:10.93 (1000m)
Top Speed [km/h] (Section)	69.0 (1000m)
Race State	Finished



Doomben QLD Professional
Race 4: LADBROKES RACING CLUB Fillies & Mares Class 3
Plate (4YO only QTIS bonuses applicable) - 1200m
05 June 2024 - 14:19
Track Rating: Soft 5, Weather: Fine, Rail Position: +7m Entire



Section	Overall	1000m	800m	600m	400m	200m								
Section Times	1:10.16 [2] (0:13.47)	0:56.69 [5] (0:10.93)	0:45.76 [5] (0:11.46)	0:34.30 [3] (0:11.60)	0:22.70 [3] (0:11.03)	0:11.67 [3] (0:11.67)								
Average Speed [km/h]	53.5	66.4	63.4	62.4	65.4	61.8								
Top Speed [km/h]	68.3	69.0	64.8	64.8	66.8	63.5								
Avg. Dist. to Rail [m]	4.7	2.8	2.0	1.3	0.2	0.9								
Avg. Stride Freq. [Hz]	2.3	2.4	2.3	2.3	2.4	2.3								
Avg. Stride Length [m]	6.5	7.7	7.5	7.5	7.6	7.3								





Horse/Jockey Name	Spirit Queen
Final Rank	3
Fastest Section Time (Section)	0:10.71 (400m)
Top Speed [km/h] (Section)	69.8 (400m)
Race State	Finished

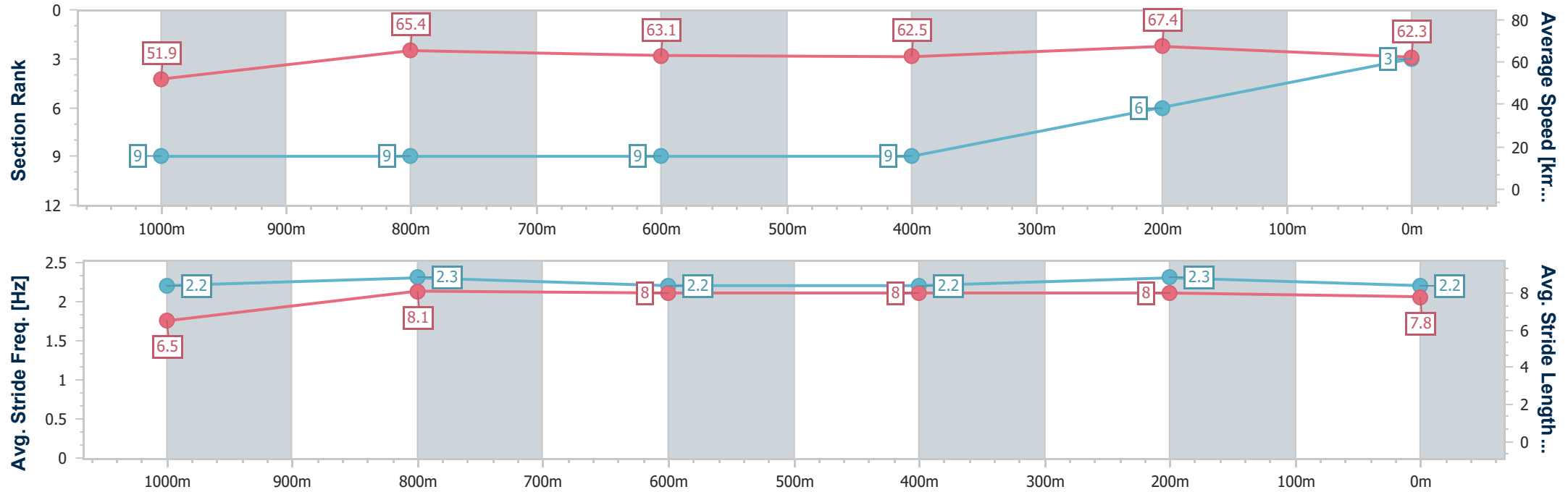


Doomben QLD Professional
Race 4: LADBROKES RACING CLUB Fillies & Mares Class 3
Plate (4YO only QTIS bonuses applicable) - 1200m
05 June 2024 - 14:19
Track Rating: Soft 5, Weather: Fine, Rail Position: +7m Entire



BRISBANE
RACING CLUB

Section	Overall	1000m	800m	600m	400m	200m								
Section Times	1:10.28 [3] (0:13.89)	0:56.39 [9] (0:11.06)	0:45.33 [9] (0:11.50)	0:33.83 [9] (0:11.54)	0:22.29 [9] (0:10.71)	0:11.58 [6] (0:11.58)								
Average Speed [km/h]	51.9	65.4	63.1	62.5	67.4	62.3								
Top Speed [km/h]	67.9	67.5	63.8	65.6	69.8	66.2								
Avg. Dist. to Rail [m]	4.9	1.9	1.5	0.5	2.6	5.2								
Avg. Stride Freq. [Hz]	2.2	2.3	2.2	2.2	2.3	2.2								
Avg. Stride Length [m]	6.5	8.1	8.0	8.0	8.0	7.8								





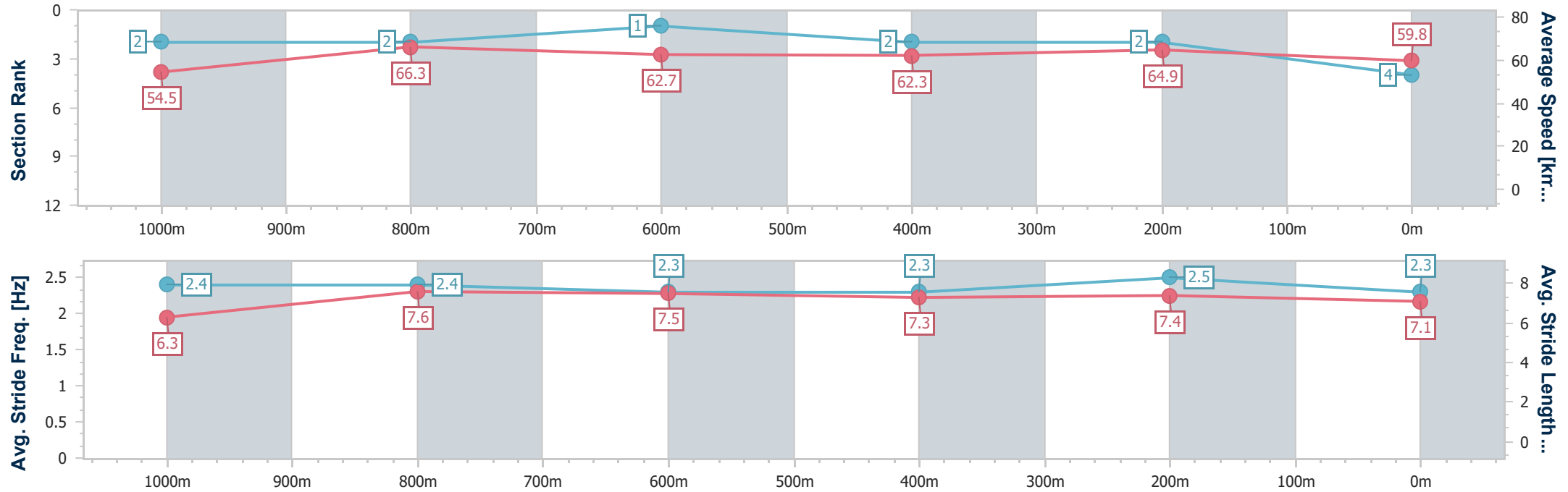
Horse/Jockey Name	Ponca
Final Rank	4
Fastest Section Time (Section)	0:10.93 (1000m)
Top Speed [km/h] (Section)	68.7 (Overall)
Race State	Finished



Doomben QLD Professional
Race 4: LADBROKES RACING CLUB Fillies & Mares Class 3
Plate (4YO only QTIS bonuses applicable) - 1200m
05 June 2024 - 14:19
Track Rating: Soft 5, Weather: Fine, Rail Position: +7m Entire



Section	Overall	1000m	800m	600m	400m	200m								
Section Times	1:10.34 [4] (0:13.21)	0:57.13 [2] (0:10.93)	0:46.20 [2] (0:11.53)	0:34.67 [1] (0:11.57)	0:23.10 [2] (0:11.06)	0:12.04 [2] (0:12.04)								
Average Speed [km/h]	54.5	66.3	62.7	62.3	64.9	59.8								
Top Speed [km/h]	68.7	68.6	63.9	64.1	66.4	63.7								
Avg. Dist. to Rail [m]	5.1	1.8	0.7	0.6	0.4	0.3								
Avg. Stride Freq. [Hz]	2.4	2.4	2.3	2.3	2.5	2.3								
Avg. Stride Length [m]	6.3	7.6	7.5	7.3	7.4	7.1								





Horse/Jockey Name	Shohei
Final Rank	5
Fastest Section Time (Section)	0:11.04 (1000m)
Top Speed [km/h] (Section)	67.4 (1000m)
Race State	Finished

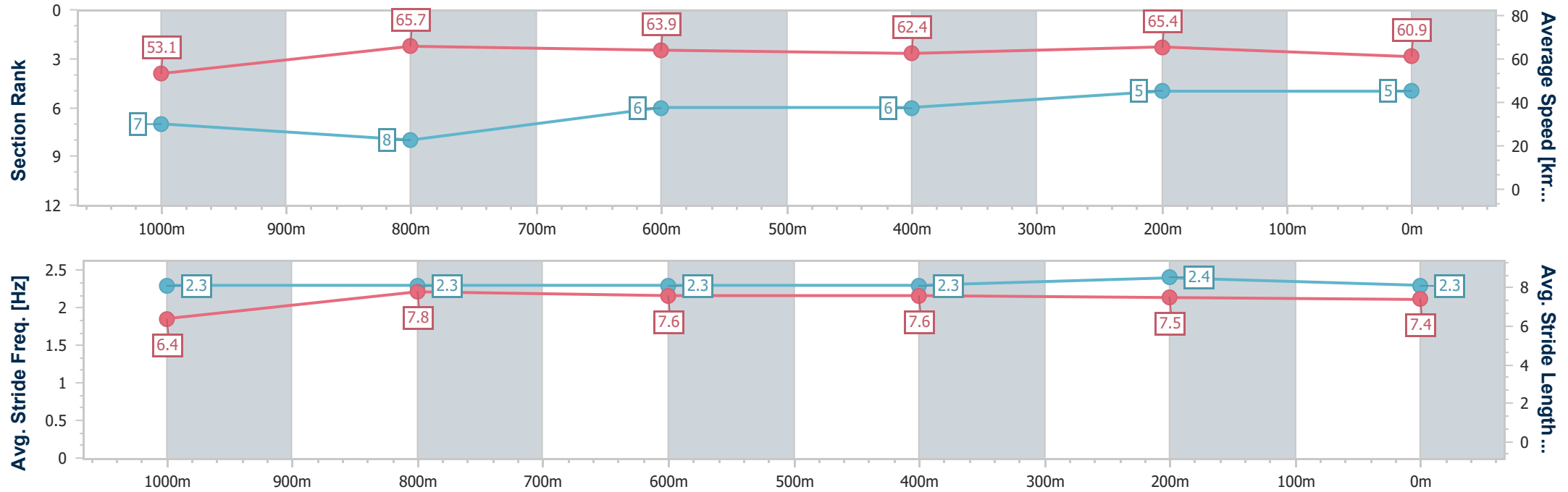


Doomben QLD Professional
Race 4: LADBROKES RACING CLUB Fillies & Mares Class 3
Plate (4YO only QTIS bonuses applicable) - 1200m
05 June 2024 - 14:19
Track Rating: Soft 5, Weather: Fine, Rail Position: +7m Entire



BRISBANE
RACING CLUB

Section	Overall	1000m	800m	600m	400m	200m								
Section Times	1:10.45 [5] (0:13.53)	0:56.92 [7] (0:11.04)	0:45.88 [8] (0:11.43)	0:34.45 [6] (0:11.57)	0:22.88 [6] (0:11.04)	0:11.84 [5] (0:11.84)								
Average Speed [km/h]	53.1	65.7	63.9	62.4	65.4	60.9								
Top Speed [km/h]	66.6	67.4	65.2	64.1	66.3	64.4								
Avg. Dist. to Rail [m]	3.4	2.6	2.4	1.2	1.9	2.9								
Avg. Stride Freq. [Hz]	2.3	2.3	2.3	2.3	2.4	2.3								
Avg. Stride Length [m]	6.4	7.8	7.6	7.6	7.5	7.4								





Horse/Jockey Name	I Am Takingthelot
Final Rank	6
Fastest Section Time (Section)	0:11.05 (1000m)
Top Speed [km/h] (Section)	67.6 (1000m)
Race State	Finished

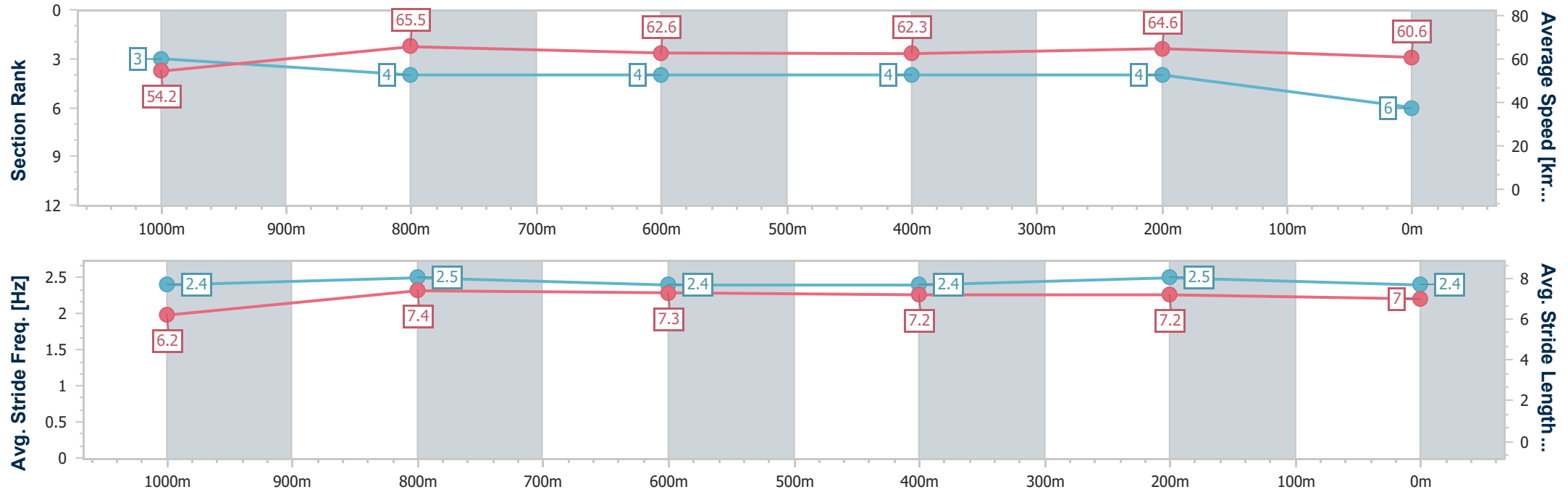


Doomben QLD Professional
Race 4: LADBROKES RACING CLUB Fillies & Mares Class 3
Plate (4YO only QTIS bonuses applicable) - 1200m
05 June 2024 - 14:19
Track Rating: Soft 5, Weather: Fine, Rail Position: +7m Entire



BRISBANE
RACING CLUB

Section	Overall	1000m	800m	600m	400m	200m								
Section Times	1:10.51 [6] (0:13.28)	0:57.23 [3] (0:11.05)	0:46.18 [4] (0:11.57)	0:34.61 [4] (0:11.60)	0:23.01 [4] (0:11.10)	0:11.91 [4] (0:11.91)								
Average Speed [km/h]	54.2	65.5	62.6	62.3	64.6	60.6								
Top Speed [km/h]	67.1	67.6	63.2	63.5	66.2	63.8								
Avg. Dist. to Rail [m]	4.3	1.4	1.2	0.8	0.3	0.8								
Avg. Stride Freq. [Hz]	2.4	2.5	2.4	2.4	2.5	2.4								
Avg. Stride Length [m]	6.2	7.4	7.3	7.2	7.2	7.0								





Horse/Jockey Name	Celestial Harbour
Final Rank	7
Fastest Section Time (Section)	0:11.00 (1000m)
Top Speed [km/h] (Section)	67.8 (Overall)
Race State	Finished

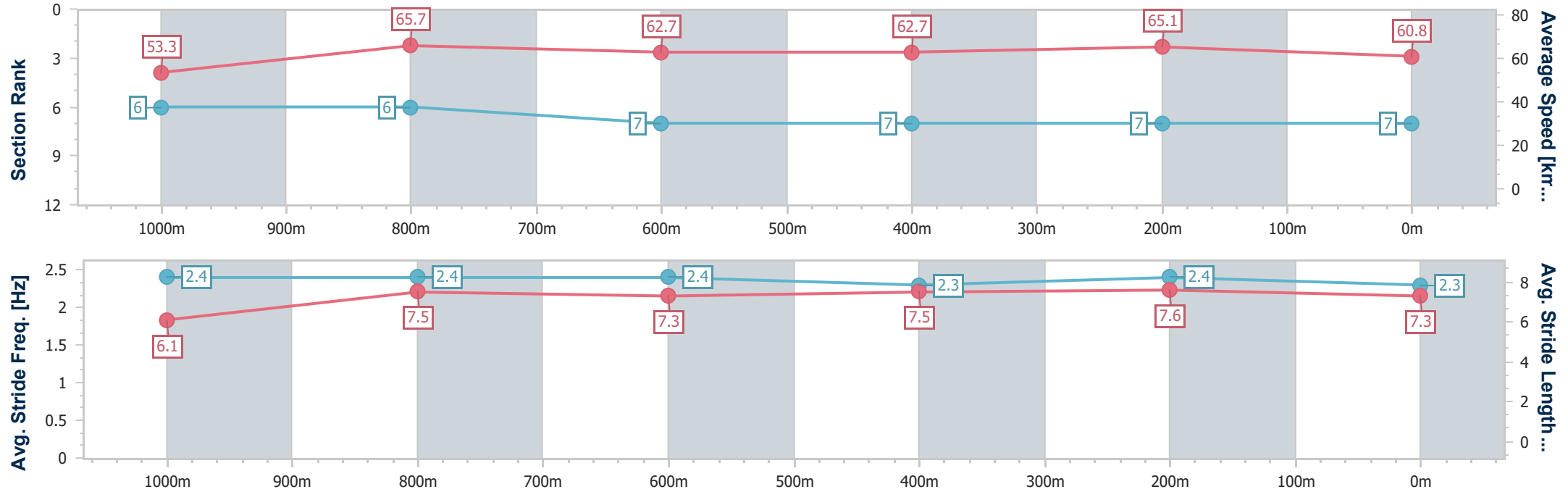


Doomben QLD Professional
Race 4: LADBROKES RACING CLUB Fillies & Mares Class 3
Plate (4YO only QTIS bonuses applicable) - 1200m
05 June 2024 - 14:19
Track Rating: Soft 5, Weather: Fine, Rail Position: +7m Entire



BRISBANE
RACING CLUB

Section	Overall	1000m	800m	600m	400m	200m								
Section Times	1:10.57 [7] (0:13.52)	0:57.05 [6] (0:11.00)	0:46.05 [6] (0:11.58)	0:34.47 [7] (0:11.60)	0:22.87 [7] (0:11.06)	0:11.81 [7] (0:11.81)								
Average Speed [km/h]	53.3	65.7	62.7	62.7	65.1	60.8								
Top Speed [km/h]	67.8	67.6	63.7	64.0	66.6	64.5								
Avg. Dist. to Rail [m]	2.3	1.8	1.7	0.9	1.1	1.8								
Avg. Stride Freq. [Hz]	2.4	2.4	2.4	2.3	2.4	2.3								
Avg. Stride Length [m]	6.1	7.5	7.3	7.5	7.6	7.3								





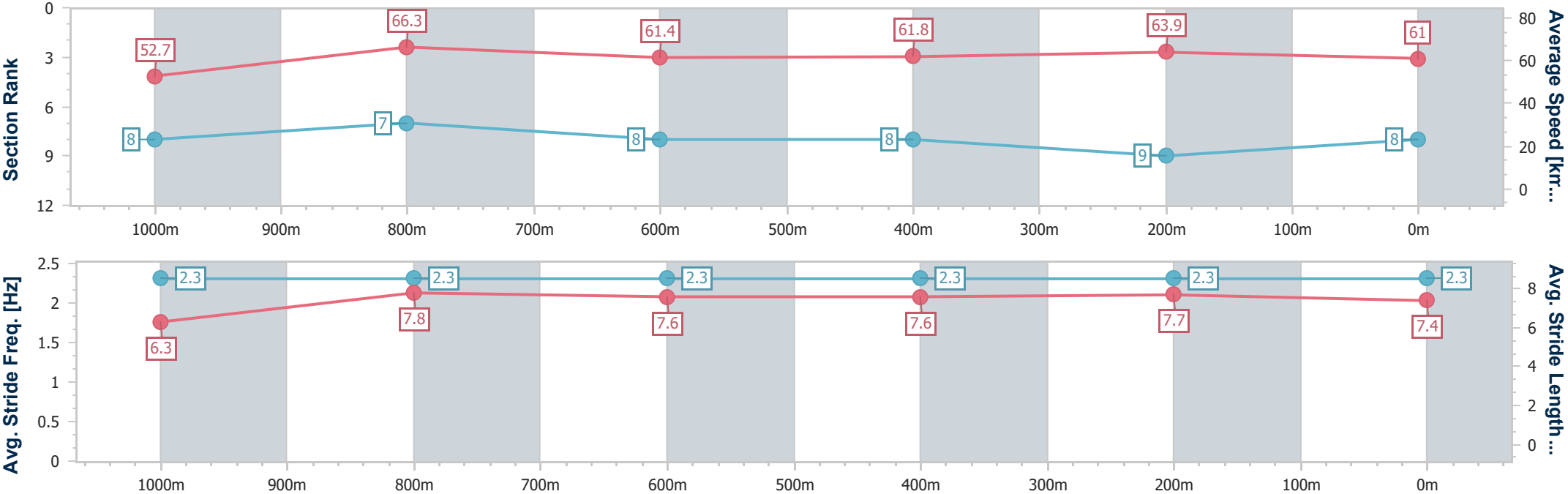
Horse/Jockey Name	Parisian Lady
Final Rank	8
Fastest Section Time (Section)	0:10.87 (1000m)
Top Speed [km/h] (Section)	70.0 (Overall)
Race State	Finished



Doomben QLD Professional
Race 4: LADBROKES RACING CLUB Fillies & Mares Class 3
Plate (4YO only QTIS bonuses applicable) - 1200m
05 June 2024 - 14:19
Track Rating: Soft 5, Weather: Fine, Rail Position: +7m Entire



Section	Overall	1000m	800m	600m	400m	200m								
Section Times	1:10.82 [8] (0:13.68)	0:57.14 [8] (0:10.87)	0:46.27 [7] (0:11.71)	0:34.56 [8] (0:11.54)	0:23.02 [8] (0:11.18)	0:11.84 [9] (0:11.84)								
Average Speed [km/h]	52.7	66.3	61.4	61.8	63.9	61.0								
Top Speed [km/h]	70.0	69.9	62.7	62.8	65.3	63.2								
Avg. Dist. to Rail [m]	2.0	0.2	0.2	1.6	1.1	0.2								
Avg. Stride Freq. [Hz]	2.3	2.3	2.3	2.3	2.3	2.3								
Avg. Stride Length [m]	6.3	7.8	7.6	7.6	7.7	7.4								



[] Ranking at each section and finish
- - - - - No data available at this section
NA No data available



Horse/Jockey Name	Yalla
Final Rank	9
Fastest Section Time (Section)	0:10.91 (1000m)
Top Speed [km/h] (Section)	68.4 (1000m)
Race State	Finished

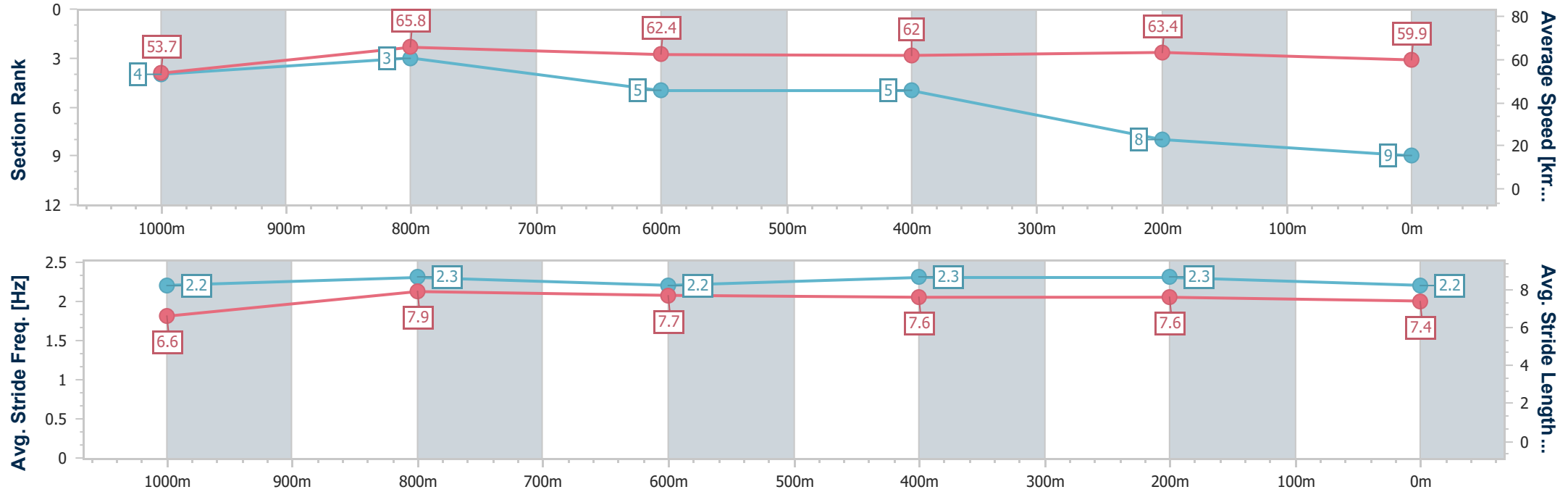


Doomben QLD Professional
Race 4: LADBROKES RACING CLUB Fillies & Mares Class 3
Plate (4YO only QTIS bonuses applicable) - 1200m
05 June 2024 - 14:19
Track Rating: Soft 5, Weather: Fine, Rail Position: +7m Entire



BRISBANE
RACING CLUB

Section	Overall	1000m	800m	600m	400m	200m							
Section Times	1:10.85 [9] (0:13.41)	0:57.44 [4] (0:10.91)	0:46.53 [3] (0:11.61)	0:34.92 [5] (0:11.59)	0:23.33 [5] (0:11.28)	0:12.05 [8] (0:12.05)							
Average Speed [km/h]	53.7	65.8	62.4	62.0	63.4	59.9							
Top Speed [km/h]	68.2	68.4	63.3	62.7	65.0	62.4							
Avg. Dist. to Rail [m]	1.3	0.2	0.5	0.7	1.8	1.6							
Avg. Stride Freq. [Hz]	2.2	2.3	2.2	2.3	2.3	2.2							
Avg. Stride Length [m]	6.6	7.9	7.7	7.6	7.6	7.4							





Doomben QLD Professional
Race 5: XXXX Class 1 Handicap - 1110m
05 June 2024 - 14:54



Track Rating: Soft 5, Weather: Fine, Rail Position: +7m Entire

Section		Overall				1000m	800m	600m	400m	200m	Last 600m		
Field Times		1:04.12				0:55.61	0:44.89	0:33.70	0:22.41	0:11.18	0:33.70		
		(0:08.51)				(0:10.72)	(0:11.19)	(0:11.29)	(0:11.23)	(0:11.18)			
Rank	TAB Horse/Jockey	Barrier	Top Speed [km/h]	Fastest Section							Margin	Distance Travelled [m]	
1	3 PAYLINE	5	67.6	0:08.60	1:04.12 [1]	0:55.52 [2]	0:44.59 [3]	0:33.46 [3]	0:22.09 [4]	0:11.18 [1]	1:04.12	0:33.46	
	Justin Huxtable		400m	Overall	(0:08.60)	(0:10.93)	(0:11.13)	(0:11.37)	(0:10.91)	(0:11.18)			
2	8 CASSIERE	13	69.0	0:09.07	1:04.68 [2]	0:55.61 [8]	0:44.39 [9]	0:33.17 [9]	0:21.99 [9]	0:11.31 [4]	3.31L	0:33.17	-1
	Vlad Duric		400m	Overall	(0:09.07)	(0:11.22)	(0:11.22)	(0:11.18)	(0:10.68)	(0:11.31)			
3	9 FIRST PERSON	7	68.6	0:08.66	1:04.79 [3]	0:56.13 [4]	0:45.25 [4]	0:34.06 [4]	0:22.84 [2]	0:11.79 [2]	3.93L	0:34.06	+1
	Andrew Mallyon		1000m	Overall	(0:08.66)	(0:10.88)	(0:11.19)	(0:11.22)	(0:11.05)	(0:11.79)			
4	5 ZOUTHUR	2	67.1	0:08.81	1:05.10 [4]	0:56.29 [6]	0:45.20 [6]	0:34.17 [6]	0:22.86 [6]	0:11.69 [5]	5.77L	0:34.17	-2
	Karl Zechner		1000m	Overall	(0:08.81)	(0:11.09)	(0:11.03)	(0:11.31)	(0:11.17)	(0:11.69)			
5	17 DAINTREE DREAMING	3	66.4	0:09.09	1:05.44 [5]	0:56.35 [9]	0:45.20 [8]	0:34.04 [8]	0:23.01 [7]	0:11.92 [7]	7.75L	0:34.04	-6
	Jake Bayliss		1000m	Overall	(0:09.09)	(0:11.15)	(0:11.16)	(0:11.03)	(0:11.09)	(0:11.92)			
6	16 BOOM BOOM BELLA	6	66.7	0:08.92	1:05.46 [6]	0:56.54 [7]	0:45.46 [7]	0:34.25 [7]	0:23.01 [8]	0:11.77 [9]	7.89L	0:34.25	-1
	Angela Jones		1000m	Overall	(0:08.92)	(0:11.08)	(0:11.21)	(0:11.24)	(0:11.24)	(0:11.77)			
7	14 BEAU'S GIRL	4	66.7	0:08.67	1:05.52 [7]	0:56.85 [5]	0:45.76 [5]	0:34.65 [5]	0:23.31 [5]	0:12.00 [8]	8.22L	0:34.65	-2
	Bailey Wheeler		800m	Overall	(0:08.67)	(0:11.09)	(0:11.11)	(0:11.34)	(0:11.31)	(0:12.00)			
8	7 SPIRITCHASER	8	69.2	0:08.51	1:05.67 [8]	0:57.16 [1]	0:46.44 [1]	0:35.25 [1]	0:23.96 [1]	0:12.62 [3]	9.09L	0:35.25	-5
	Robbie Dolan		1000m	Overall	(0:08.51)	(0:10.72)	(0:11.19)	(0:11.29)	(0:11.34)	(0:12.62)			
9	18 LIQUEUR GOLD	9	70.0	0:08.63	1:05.91 [9]	0:57.28 [3]	0:46.57 [2]	0:35.36 [2]	0:23.93 [3]	0:12.39 [6]	10.5L	0:35.36	-1
	Cejay Graham		1000m	Overall	(0:08.63)	(0:10.71)	(0:11.21)	(0:11.43)	(0:11.54)	(0:12.39)			

Scratched: Fitzpatrick (#10), Rolling Rock (#12), Rimbaud (#4), Fleur De Vie (#11), Salt Lake Betty (#6), Shore To Happen (#15), Costner (#2), Guru Class (#13), Action King (#1)



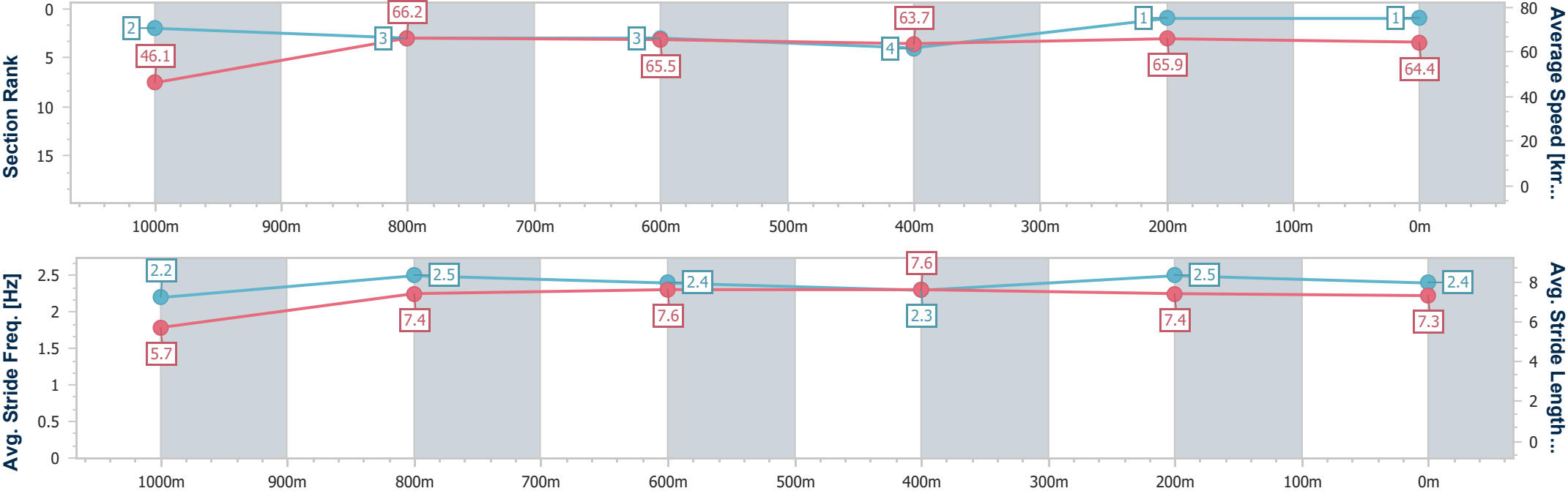
Horse/Jockey Name	Payline
Final Rank	1
Fastest Section Time (Section)	0:08.60 (Overall)
Top Speed [km/h] (Section)	67.6 (400m)
Race State	Finished



Doomben QLD Professional
Race 5: XXXX Class 1 Handicap - 1110m
05 June 2024 - 14:54
Track Rating: Soft 5, Weather: Fine, Rail Position: +7m Entire



Section	Overall	1000m	800m	600m	400m	200m							
Section Times	1:04.12 [1] (0:08.60)	0:55.52 [2] (0:10.93)	0:44.59 [3] (0:11.13)	0:33.46 [3] (0:11.37)	0:22.09 [4] (0:10.91)	0:11.18 [1] (0:11.18)							
Average Speed [km/h]	46.1	66.2	65.5	63.7	65.9	64.4							
Top Speed [km/h]	64.5	67.1	66.8	65.4	67.6	66.6							
Avg. Dist. to Rail [m]	2.7	1.0	1.9	1.4	0.6	0.3							
Avg. Stride Freq. [Hz]	2.2	2.5	2.4	2.3	2.5	2.4							
Avg. Stride Length [m]	5.7	7.4	7.6	7.6	7.4	7.3							





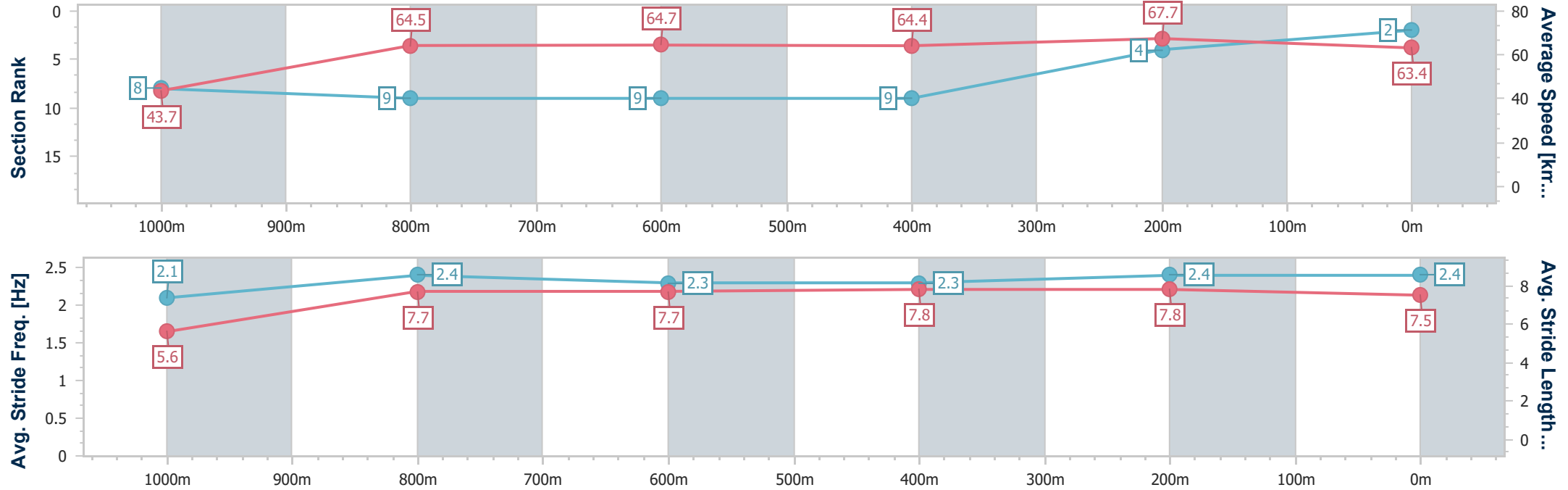
Horse/Jockey Name	Cassiere
Final Rank	2
Fastest Section Time (Section)	0:09.07 (Overall)
Top Speed [km/h] (Section)	69.0 (400m)
Race State	Finished



Doomben QLD Professional
Race 5: XXXX Class 1 Handicap - 1110m
05 June 2024 - 14:54
Track Rating: Soft 5, Weather: Fine, Rail Position: +7m Entire



Section	Overall	1000m	800m	600m	400m	200m								
Section Times	1:04.68 [2] (0:09.07)	0:55.61 [8] (0:11.22)	0:44.39 [9] (0:11.22)	0:33.17 [9] (0:11.18)	0:21.99 [9] (0:10.68)	0:11.31 [4]								
Average Speed [km/h]	43.7	64.5	64.7	64.4	67.7	63.4								
Top Speed [km/h]	63.5	65.9	65.7	65.7	69.0	66.3								
Avg. Dist. to Rail [m]	7.6	1.7	1.3	0.5	2.4	2.4								
Avg. Stride Freq. [Hz]	2.1	2.4	2.3	2.3	2.4	2.4								
Avg. Stride Length [m]	5.6	7.7	7.7	7.8	7.8	7.5								





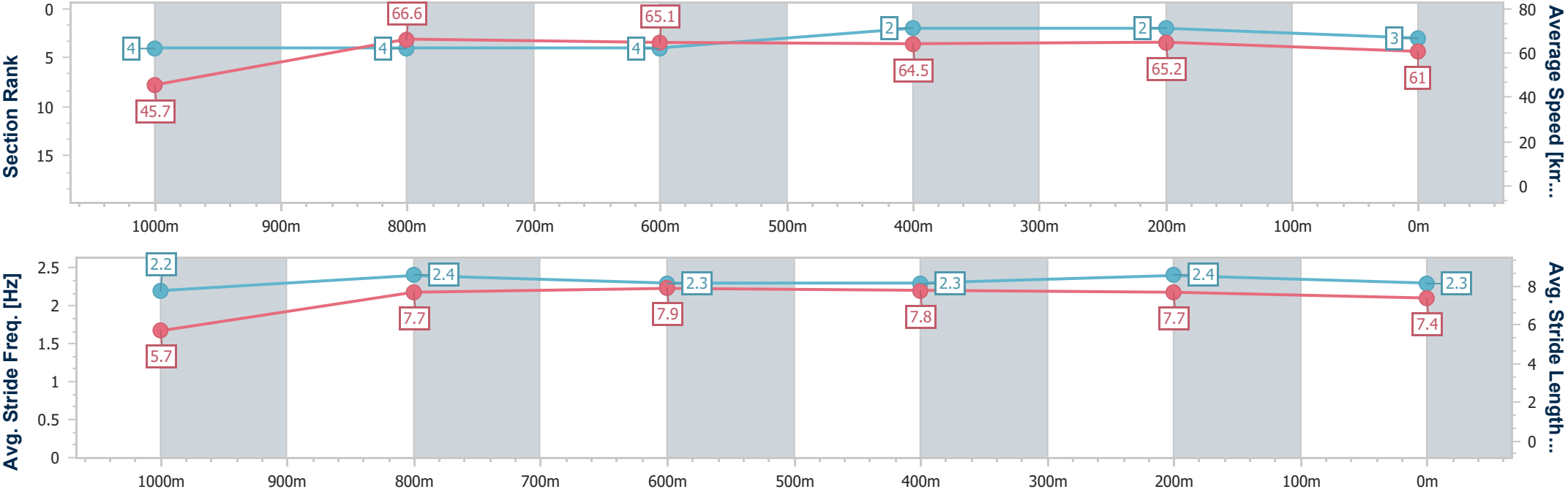
Horse/Jockey Name	First Person
Final Rank	3
Fastest Section Time (Section)	0:08.66 (Overall)
Top Speed [km/h] (Section)	68.6 (1000m)
Race State	Finished



Doomben QLD Professional
Race 5: XXXX Class 1 Handicap - 1110m
05 June 2024 - 14:54
Track Rating: Soft 5, Weather: Fine, Rail Position: +7m Entire



Section	Overall	1000m	800m	600m	400m	200m							
Section Times	1:04.79 [3] (0:08.66)	0:56.13 [4] (0:10.88)	0:45.25 [4] (0:11.19)	0:34.06 [4] (0:11.22)	0:22.84 [2] (0:11.05)	0:11.79 [2] (0:11.79)							
Average Speed [km/h]	45.7	66.6	65.1	64.5	65.2	61.0							
Top Speed [km/h]	65.4	68.6	66.5	65.5	66.1	64.7							
Avg. Dist. to Rail [m]	5.6	2.7	1.6	1.1	0.9	1.4							
Avg. Stride Freq. [Hz]	2.2	2.4	2.3	2.3	2.4	2.3							
Avg. Stride Length [m]	5.7	7.7	7.9	7.8	7.7	7.4							





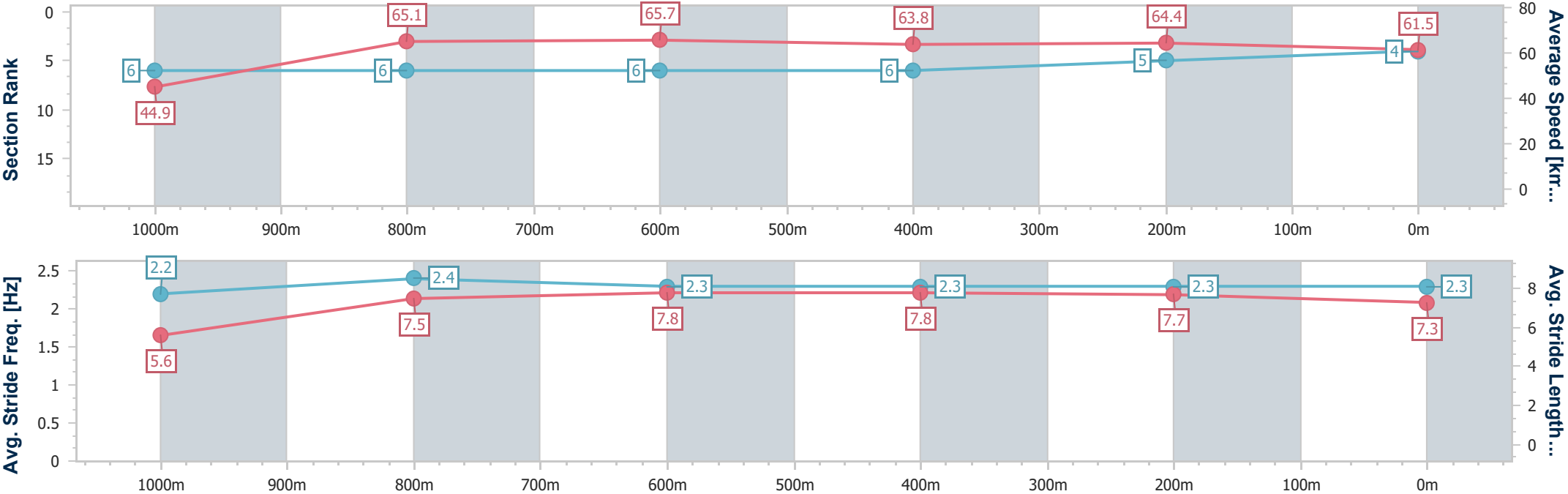
Horse/Jockey Name	Zouthur
Final Rank	4
Fastest Section Time (Section)	0:08.81 (Overall)
Top Speed [km/h] (Section)	67.1 (1000m)
Race State	Finished



Doomben QLD Professional
Race 5: XXXX Class 1 Handicap - 1110m
05 June 2024 - 14:54
Track Rating: Soft 5, Weather: Fine, Rail Position: +7m Entire



Section	Overall	1000m	800m	600m	400m	200m								
Section Times	1:05.10 [4] (0:08.81)	0:56.29 [6] (0:11.09)	0:45.20 [6] (0:11.03)	0:34.17 [6] (0:11.31)	0:22.86 [6] (0:11.17)	0:11.69 [5] (0:11.69)								
Average Speed [km/h]	44.9	65.1	65.7	63.8	64.4	61.5								
Top Speed [km/h]	64.2	67.1	67.0	64.4	65.7	64.6								
Avg. Dist. to Rail [m]	0.5	0.4	0.8	0.5	2.0	2.4								
Avg. Stride Freq. [Hz]	2.2	2.4	2.3	2.3	2.3	2.3								
Avg. Stride Length [m]	5.6	7.5	7.8	7.8	7.7	7.3								





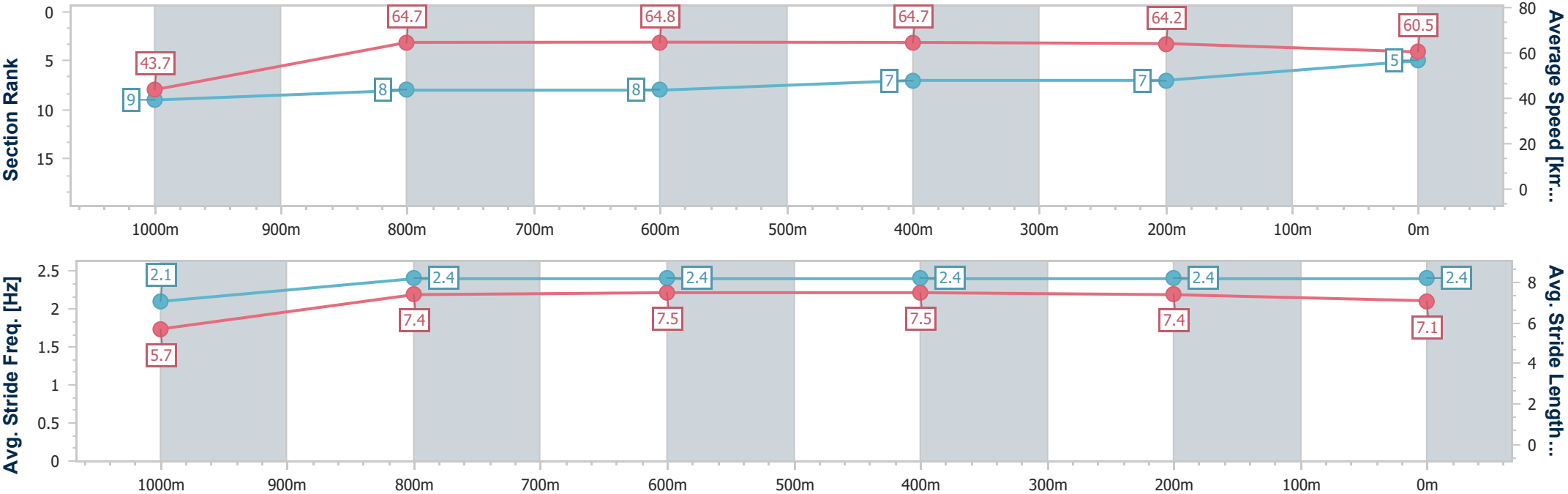
Horse/Jockey Name	Daintree Dreaming
Final Rank	5
Fastest Section Time (Section)	0:09.09 (Overall)
Top Speed [km/h] (Section)	66.4 (1000m)
Race State	Finished



Doomben QLD Professional
Race 5: XXXX Class 1 Handicap - 1110m
05 June 2024 - 14:54
Track Rating: Soft 5, Weather: Fine, Rail Position: +7m Entire



Section	Overall	1000m	800m	600m	400m	200m							
Section Times	1:05.44 [5] (0:09.09)	0:56.35 [9] (0:11.15)	0:45.20 [8] (0:11.16)	0:34.04 [8] (0:11.03)	0:23.01 [7] (0:11.09)	0:11.92 [7] (0:11.92)							
Average Speed [km/h]	43.7	64.7	64.8	64.7	64.2	60.5							
Top Speed [km/h]	64.0	66.4	65.6	65.7	65.9	63.6							
Avg. Dist. to Rail [m]	2.0	0.8	0.8	1.9	2.8	2.7							
Avg. Stride Freq. [Hz]	2.1	2.4	2.4	2.4	2.4	2.4							
Avg. Stride Length [m]	5.7	7.4	7.5	7.5	7.4	7.1							





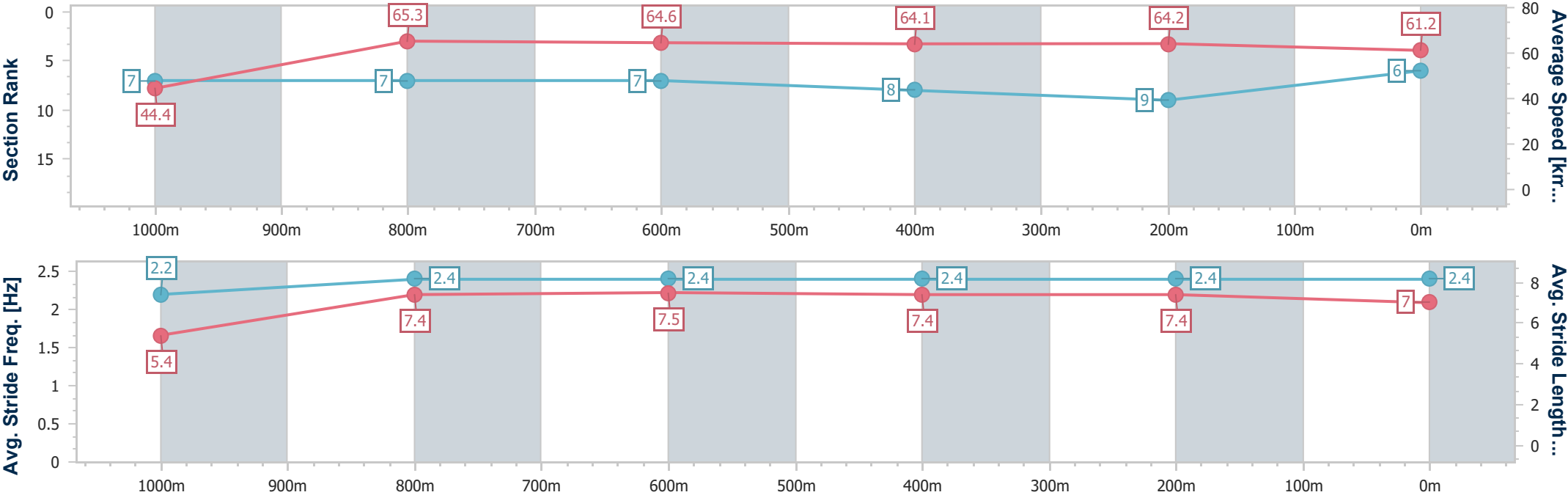
Horse/Jockey Name	Boom Boom Bella
Final Rank	6
Fastest Section Time (Section)	0:08.92 (Overall)
Top Speed [km/h] (Section)	66.7 (1000m)
Race State	Finished



Doomben QLD Professional
Race 5: XXXX Class 1 Handicap - 1110m
05 June 2024 - 14:54
Track Rating: Soft 5, Weather: Fine, Rail Position: +7m Entire



Section	Overall	1000m	800m	600m	400m	200m							
Section Times	1:05.46 [6] (0:08.92)	0:56.54 [7] (0:11.08)	0:45.46 [7] (0:11.21)	0:34.25 [7] (0:11.24)	0:23.01 [8] (0:11.24)	0:11.77 [9] (0:11.77)							
Average Speed [km/h]	44.4	65.3	64.6	64.1	64.2	61.2							
Top Speed [km/h]	64.1	66.7	66.5	64.9	66.4	63.3							
Avg. Dist. to Rail [m]	4.0	1.3	1.4	1.0	0.6	1.2							
Avg. Stride Freq. [Hz]	2.2	2.4	2.4	2.4	2.4	2.4							
Avg. Stride Length [m]	5.4	7.4	7.5	7.4	7.4	7.0							





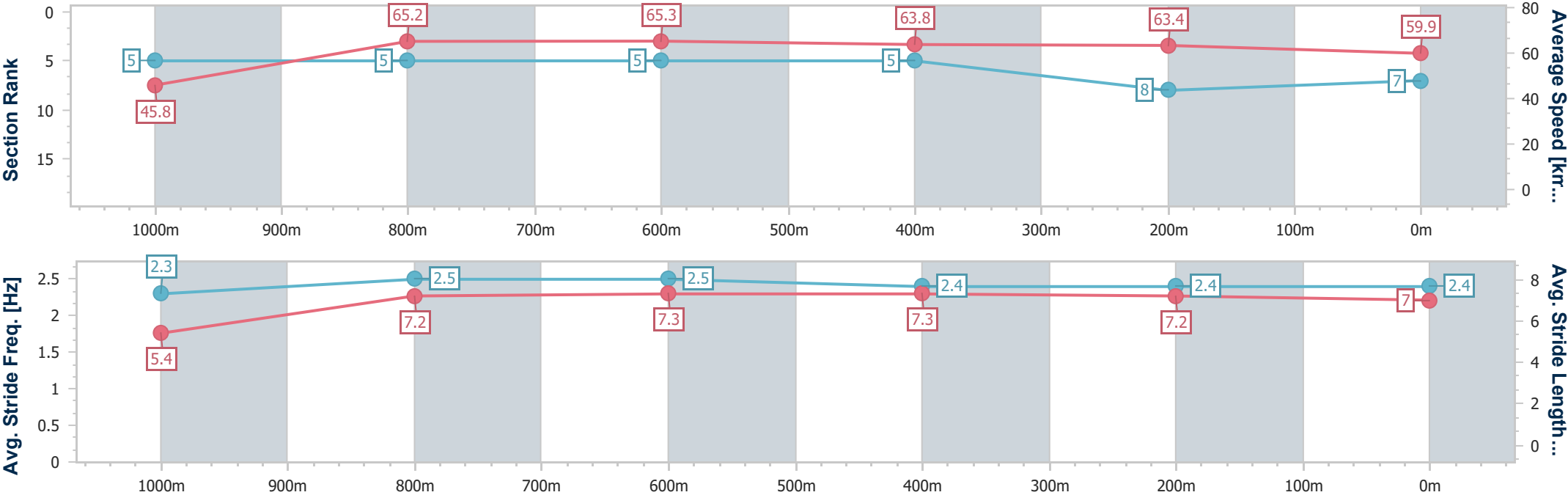
Horse/Jockey Name	Beau's Girl
Final Rank	7
Fastest Section Time (Section)	0:08.67 (Overall)
Top Speed [km/h] (Section)	66.7 (800m)
Race State	Finished



Doomben QLD Professional
Race 5: XXXX Class 1 Handicap - 1110m
05 June 2024 - 14:54
Track Rating: Soft 5, Weather: Fine, Rail Position: +7m Entire



Section	Overall	1000m	800m	600m	400m	200m							
Section Times	1:05.52 [7] (0:08.67)	0:56.85 [5] (0:11.09)	0:45.76 [5] (0:11.11)	0:34.65 [5] (0:11.34)	0:23.31 [5] (0:11.31)	0:12.00 [8] (0:12.00)							
Average Speed [km/h]	45.8	65.2	65.3	63.8	63.4	59.9							
Top Speed [km/h]	64.4	65.6	66.7	64.8	64.7	62.4							
Avg. Dist. to Rail [m]	2.4	1.0	1.2	1.2	0.7	2.4							
Avg. Stride Freq. [Hz]	2.3	2.5	2.5	2.4	2.4	2.4							
Avg. Stride Length [m]	5.4	7.2	7.3	7.3	7.2	7.0							



[] Ranking at each section and finish
-.-.- No data available at this section
NA No data available



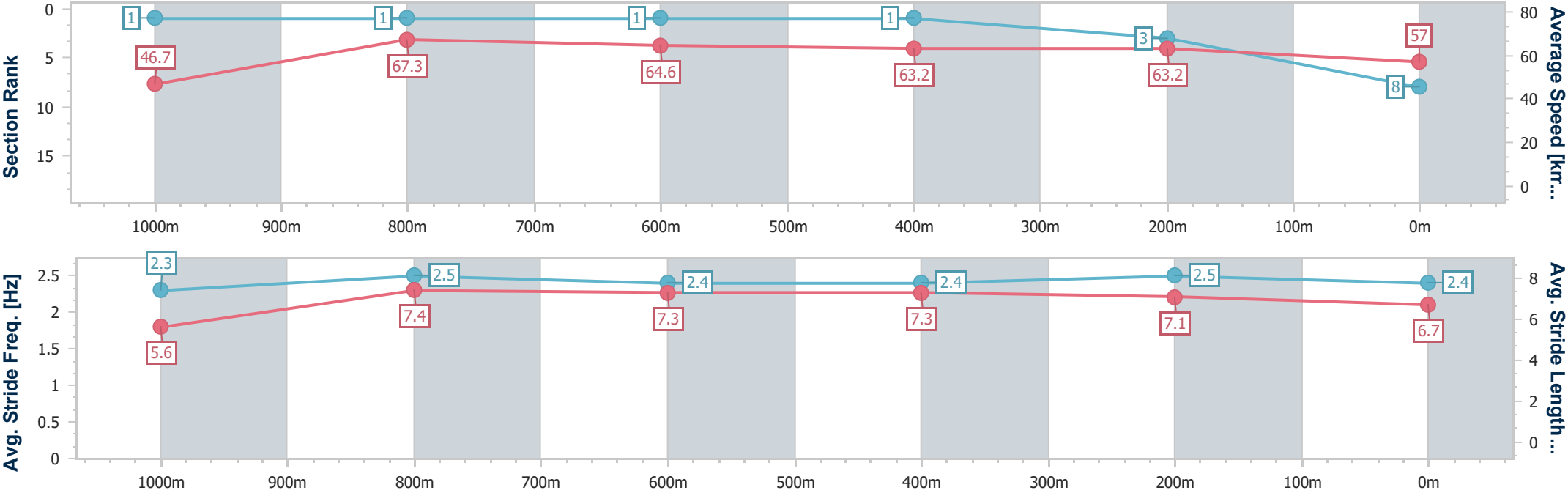
Horse/Jockey Name	Spiritchaser
Final Rank	8
Fastest Section Time (Section)	0:08.51 (Overall)
Top Speed [km/h] (Section)	69.2 (1000m)
Race State	Finished



Doomben QLD Professional
Race 5: XXXX Class 1 Handicap - 1110m
05 June 2024 - 14:54
Track Rating: Soft 5, Weather: Fine, Rail Position: +7m Entire



Section	Overall	1000m	800m	600m	400m	200m								
Section Times	1:05.67 [8] (0:08.51)	0:57.16 [1] (0:10.72)	0:46.44 [1] (0:11.19)	0:35.25 [1] (0:11.29)	0:23.96 [1] (0:11.34)	0:12.62 [3] (0:12.62)								
Average Speed [km/h]	46.7	67.3	64.6	63.2	63.2	57.0								
Top Speed [km/h]	68.0	69.2	66.3	66.0	64.3	61.1								
Avg. Dist. to Rail [m]	6.6	2.3	0.7	1.4	2.3	1.3								
Avg. Stride Freq. [Hz]	2.3	2.5	2.4	2.4	2.5	2.4								
Avg. Stride Length [m]	5.6	7.4	7.3	7.3	7.1	6.7								





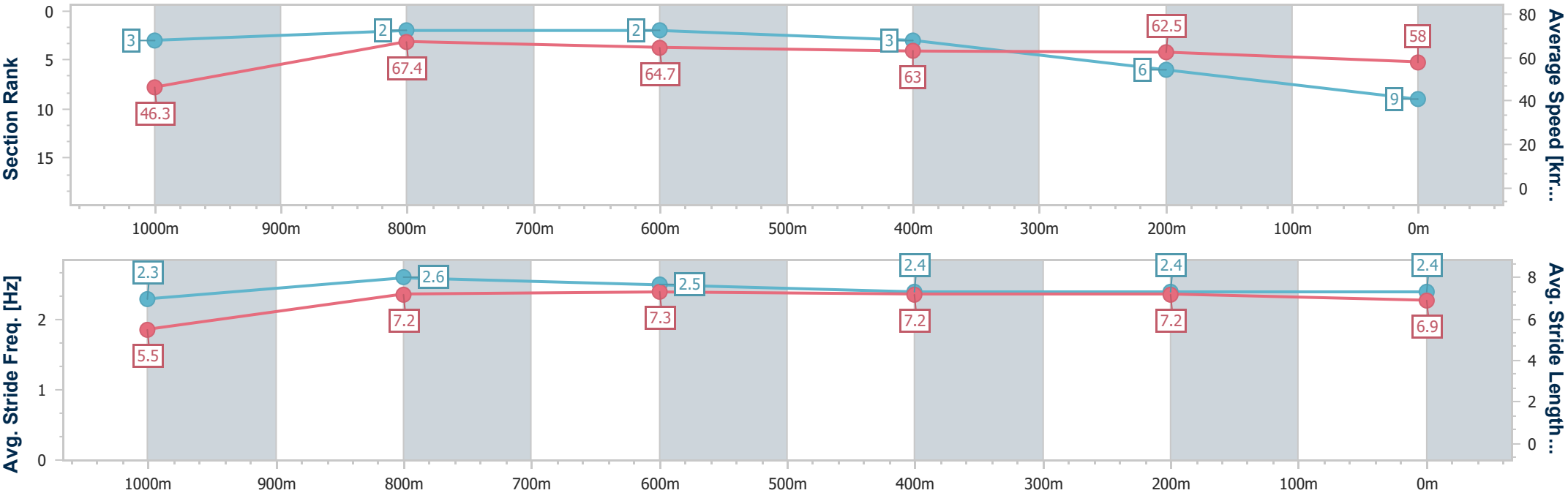
Horse/Jockey Name	Liqueur Gold
Final Rank	9
Fastest Section Time (Section)	0:08.63 (Overall)
Top Speed [km/h] (Section)	70.0 (1000m)
Race State	Finished



Doomben QLD Professional
Race 5: XXXX Class 1 Handicap - 1110m
05 June 2024 - 14:54
Track Rating: Soft 5, Weather: Fine, Rail Position: +7m Entire



Section	Overall	1000m	800m	600m	400m	200m							
Section Times	1:05.91 [9] (0:08.63)	0:57.28 [3] (0:10.71)	0:46.57 [2] (0:11.21)	0:35.36 [2] (0:11.43)	0:23.93 [3] (0:11.54)	0:12.39 [6] (0:12.39)							
Average Speed [km/h]	46.3	67.4	64.7	63.0	62.5	58.0							
Top Speed [km/h]	66.0	70.0	65.5	65.0	64.2	61.9							
Avg. Dist. to Rail [m]	7.7	3.2	0.7	0.5	1.4	2.7							
Avg. Stride Freq. [Hz]	2.3	2.6	2.5	2.4	2.4	2.4							
Avg. Stride Length [m]	5.5	7.2	7.3	7.2	7.2	6.9							





Doomben QLD Professional

Race 6: SKY RACING BENCHMARK 68 Handicap - 1640m

05 June 2024 - 15:29



BRISBANE
RACING CLUB

Track Rating: Soft 5, Weather: Fine, Rail Position: +7m Entire

Section						Overall	1400m	1200m	1000m	800m	600m	400m	Last 600m			
Field Times								1:38.89 (0:16.55)	1:22.34 (0:11.15)	1:11.19 (0:11.13)	1:00.06 (0:11.69)	0:48.37 (0:11.91)	0:36.46 (0:11.98)	0:24.48 (0:12.07)	0:36.46	
Rank	TAB	Horse/Jockey	Barrier	Top Speed [km/h]	Fastest Section											Distance Travelled [m]
1	6	EXTRAORDINAIRE	9	65.4	0:11.28	1:38.89 [1]	1:22.07 [5]	1:10.43 [6]	0:59.15 [6]	0:47.62 [6]	0:36.03 [5]	0:24.17 [5]	0:36.03			
		Ryan Maloney		1200m	1200m	(0:16.82)	(0:11.64)	(0:11.28)	(0:11.53)	(0:11.59)	(0:11.86)	(0:11.76)				
2	5	SECURITY ADVISOR	11	64.7	0:11.37	1:39.05 [2]	1:21.54 [10]	1:09.90 [10]	0:58.47 [10]	0:47.10 [10]	0:35.49 [9]	0:24.03 [7]	0:35.49	-4		
		Melea Castle		1000m	1000m	(0:17.51)	(0:11.64)	(0:11.43)	(0:11.37)	(0:11.61)	(0:11.46)	(0:11.81)				
3	2	REDWOOD SHADOW	1	64.5	0:11.47	1:39.19 [3]	1:22.06 [8]	1:10.53 [7]	0:59.06 [8]	0:47.57 [8]	0:35.82 [8]	0:24.12 [9]	0:35.82	+0		
		Bailey Wheeler		1000m	1200m	(0:17.13)	(0:11.53)	(0:11.47)	(0:11.49)	(0:11.75)	(0:11.70)	(0:11.87)				
4	8	SEA RIPPLE	3	64.7	0:11.23	1:39.35 [4]	1:22.80 [1]	1:11.38 [3]	1:00.15 [3]	0:48.54 [3]	0:36.71 [3]	0:24.90 [2]	0:36.71	-3		
		Robbie Dolan		1200m	1200m	(0:16.55)	(0:11.42)	(0:11.23)	(0:11.61)	(0:11.83)	(0:11.81)	(0:12.08)				
5	3	CHASING JACKLEY	6	65.1	0:11.21	1:39.40 [5]	1:22.49 [6]	1:11.21 [4]	1:00.00 [4]	0:48.49 [4]	0:36.70 [4]	0:24.78 [3]	0:36.70	-8		
		Tahlia Fenlon		1200m	1200m	(0:16.91)	(0:11.28)	(0:11.21)	(0:11.51)	(0:11.79)	(0:11.92)	(0:12.09)				
6	12	APERITIVO	7	64.6	0:11.31	1:39.65 [6]	1:22.85 [4]	1:11.30 [5]	0:59.99 [5]	0:48.39 [5]	0:36.62 [6]	0:24.66 [6]	0:36.62	+3		
		Dale Smith		1200m	1200m	(0:16.80)	(0:11.55)	(0:11.31)	(0:11.60)	(0:11.77)	(0:11.96)	(0:11.86)				
7	1	TAVIS TOWN	2	66.8	0:11.09	1:39.76 [7]	1:23.17 [2]	1:12.00 [2]	1:00.91 [2]	0:49.24 [1]	0:37.33 [1]	0:25.35 [1]	0:37.33	-7		
		Marnu Potgieter		1200m	1200m	(0:16.59)	(0:11.17)	(0:11.09)	(0:11.67)	(0:11.91)	(0:11.98)	(0:12.19)				
8	10	PAIENBARA	13	65.4	0:11.42	1:39.83 [8]	1:22.25 [11]	1:10.65 [11]	0:59.11 [11]	0:47.69 [11]	0:36.03 [11]	0:24.46 [10]	0:36.03	-4		
		Justin Huxtable		1000m	1000m	(0:17.58)	(0:11.60)	(0:11.54)	(0:11.42)	(0:11.66)	(0:11.57)	(0:11.70)				
9	13	DISCERNING	8	65.0	0:11.39	1:39.90 [9]	1:22.56 [9]	1:10.91 [9]	0:59.52 [9]	0:48.02 [9]	0:36.13 [10]	0:24.50 [11]	0:36.13	+0		
		Mark Du Plessis		1200m	1200m	(0:17.34)	(0:11.65)	(0:11.39)	(0:11.50)	(0:11.89)	(0:11.63)	(0:11.73)				
10	4	FIVE CROWNS	14	65.8	0:11.31	1:40.62 [10]	1:23.50 [7]	1:11.94 [8]	1:00.63 [7]	0:49.14 [7]	0:37.39 [7]	0:25.56 [8]	0:37.39	+0		
		Andrew Mallyon		1200m	1200m	(0:17.12)	(0:11.56)	(0:11.31)	(0:11.49)	(0:11.75)	(0:11.83)	(0:12.14)				

Scratched: Persevere (#9), Pannier (#7), Saddles (#14)

Report Created: Wed 5 June 2024 15:46 GMT+10 (Note: Timing is based on position data)

Page 1/15

[] Ranking at each section and finish
-:-:- No data available at this section
NA No data available

SCN Saddle cloth number
DNF Did not finish
DNT Did not track

data processed by  TRIPLESDATA



Doomben QLD Professional

Race 6: SKY RACING BENCHMARK 68 Handicap - 1640m

05 June 2024 - 15:29



BRISBANE
RACING CLUB

Track Rating: Soft 5, Weather: Fine, Rail Position: +7m Entire

Section						Overall	1400m	1200m	1000m	800m	600m	400m	Last 600m		
Field Times						1:38.89 (0:16.55)	1:22.34 (0:11.15)	1:11.19 (0:11.13)	1:00.06 (0:11.69)	0:48.37 (0:11.91)	0:36.46 (0:11.98)	0:24.48 (0:12.07)	0:36.46		
Rank	TAB	Horse/Jockey	Barrier	Top Speed [km/h]	Fastest Section										Distance Travelled [m]
11	11	SOCK'EMSID	12	67.2	0:10.96	1:40.73 [11]	1:23.99 [3]	1:13.03 [1]	1:01.90 [1]	0:50.12 [2]	0:38.13 [2]	0:26.05 [4]	0:38.13	+5	
		Anthony Allen		1400m	1400m	(0:16.74)	(0:10.96)	(0:11.13)	(0:11.78)	(0:11.99)	(0:12.08)	(0:12.50)			

Scratched: Persevere (#9), Pannier (#7), Saddles (#14)



Doomben QLD Professional

Race 6: SKY RACING BENCHMARK 68 Handicap - 1640m

05 June 2024 - 15:29



BRISBANE
RACING CLUB

Track Rating: Soft 5, Weather: Fine, Rail Position: +7m Entire

Section Field Times				200m 0:12.41 (0:12.41)				Last 600m 0:36.46	
Rank	TAB	Horse/Jockey	Barrier	Top Speed [km/h]	Fastest Section	Margin		Distance Travelled [m]	
1	6	EXTRAORDINAIRE	9	65.4	0:11.28	0:12.41 [1]	1:38.89	0:36.03	
		Ryan Maloney		1200m	1200m	(0:12.41)			
2	5	SECURITY ADVISOR	11	64.7	0:11.37	0:12.22 [5]	0.91L	0:35.49	-4
		Melea Castle		1000m	1000m	(0:12.22)			
3	2	REDWOOD SHADOW	1	64.5	0:11.47	0:12.25 [7]	1.74L	0:35.82	+0
		Bailey Wheeler		1000m	1200m	(0:12.25)			
4	8	SEA RIPPLE	3	64.7	0:11.23	0:12.82 [2]	2.67L	0:36.71	-3
		Robbie Dolan		1200m	1200m	(0:12.82)			
5	3	CHASING JACKLEY	6	65.1	0:11.21	0:12.69 [4]	2.96L	0:36.70	-8
		Tahlia Fenlon		1200m	1200m	(0:12.69)			
6	12	APERITIVO	7	64.6	0:11.31	0:12.80 [6]	4.42L	0:36.62	+3
		Dale Smith		1200m	1200m	(0:12.80)			
7	1	TAVIS TOWN	2	66.8	0:11.09	0:13.16 [3]	5.06L	0:37.33	-7
		Marnu Potgieter		1200m	1200m	(0:13.16)			
8	10	PAIENBARA	13	65.4	0:11.42	0:12.76 [8]	5.5L	0:36.03	-4
		Justin Huxtable		1000m	1000m	(0:12.76)			
9	13	DISCERNING	8	65.0	0:11.39	0:12.77 [9]	5.94L	0:36.13	+0
		Mark Du Plessis		1200m	1200m	(0:12.77)			
10	4	FIVE CROWNS	14	65.8	0:11.31	0:13.42 [11]	10.17L	0:37.39	+0
		Andrew Mallyon		1200m	1200m	(0:13.42)			

Scratched: Persevere (#9), Pannier (#7), Saddles (#14)

Report Created: Wed 5 June 2024 15:46 GMT+10 (Note: Timing is based on position data)

Page 3/15

[] Ranking at each section and finish
-:-:- No data available at this section
NA No data available

SCN Saddle cloth number
DNF Did not finish
DNT Did not track

data processed by  TRIPLES DATA



Doomben QLD Professional
Race 6: SKY RACING BENCHMARK 68 Handicap - 1640m
05 June 2024 - 15:29



Track Rating: Soft 5, Weather: Fine, Rail Position: +7m Entire

Section					200m		Last 600m		
Field Times					0:12.41 (0:12.41)		0:36.46		
Rank	TAB	Horse/Jockey	Barrier	Top Speed [km/h]	Fastest Section	Margin		Distance Travelled [m]	
11	11	SOCK'EMSID	12	67.2	0:10.96	0:13.55 [10]	10.82L	0:38.13	+5
		Anthony Allen		1400m	1400m	(0:13.55)			

Scratched: Persevere (#9), Pannier (#7), Saddles (#14)



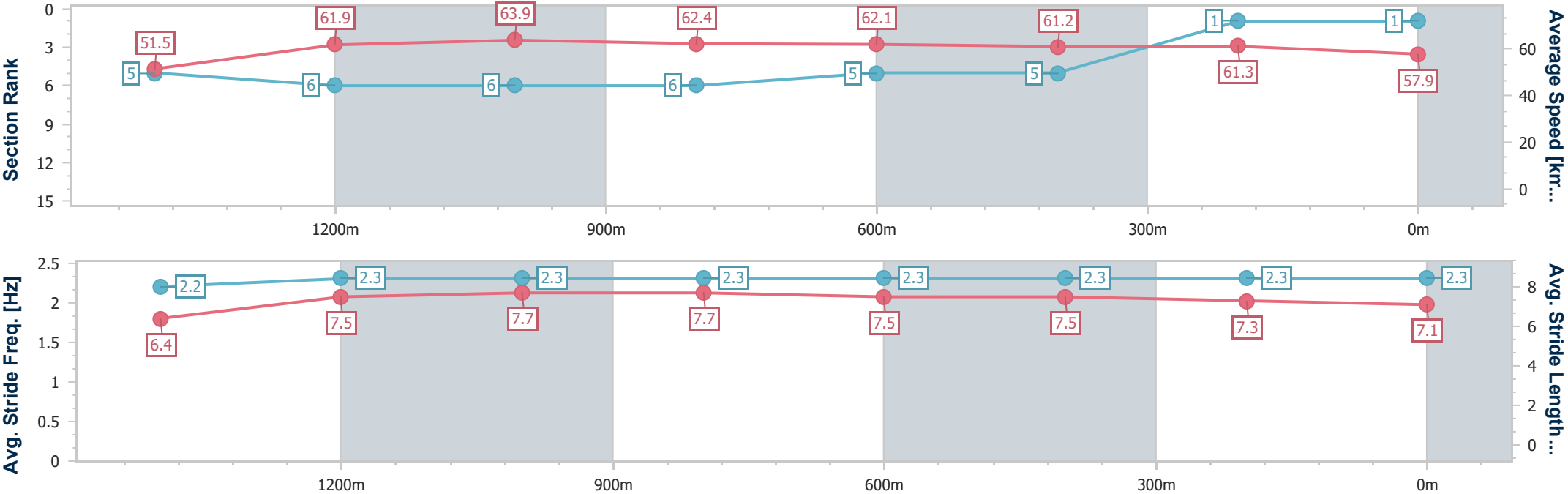
Horse/Jockey Name	Extraordinaire
Final Rank	1
Fastest Section Time (Section)	0:11.28 (1200m)
Top Speed [km/h] (Section)	65.4 (1200m)
Race State	Finished



Doomben QLD Professional
Race 6: SKY RACING BENCHMARK 68 Handicap - 1640m
05 June 2024 - 15:29
Track Rating: Soft 5, Weather: Fine, Rail Position: +7m Entire



Section	Overall	1400m	1200m	1000m	800m	600m	400m	200m					
Section Times	1:38.89 [1] (0:16.82)	1:22.07 [5] (0:11.64)	1:10.43 [6] (0:11.28)	0:59.15 [6] (0:11.53)	0:47.62 [6] (0:11.59)	0:36.03 [5] (0:11.86)	0:24.17 [5] (0:11.76)	0:12.41 [1] (0:12.41)					
Average Speed [km/h]	51.5	61.9	63.9	62.4	62.1	61.2	61.3	57.9					
Top Speed [km/h]	62.0	64.3	65.4	64.7	63.9	61.8	62.0	60.2					
Avg. Dist. to Rail [m]	1.9	0.7	0.5	0.6	0.2	0.6	1.3	3.4					
Avg. Stride Freq. [Hz]	2.2	2.3	2.3	2.3	2.3	2.3	2.3	2.3					
Avg. Stride Length [m]	6.4	7.5	7.7	7.7	7.5	7.5	7.3	7.1					



[] Ranking at each section and finish
-.-.- No data available at this section
NA No data available



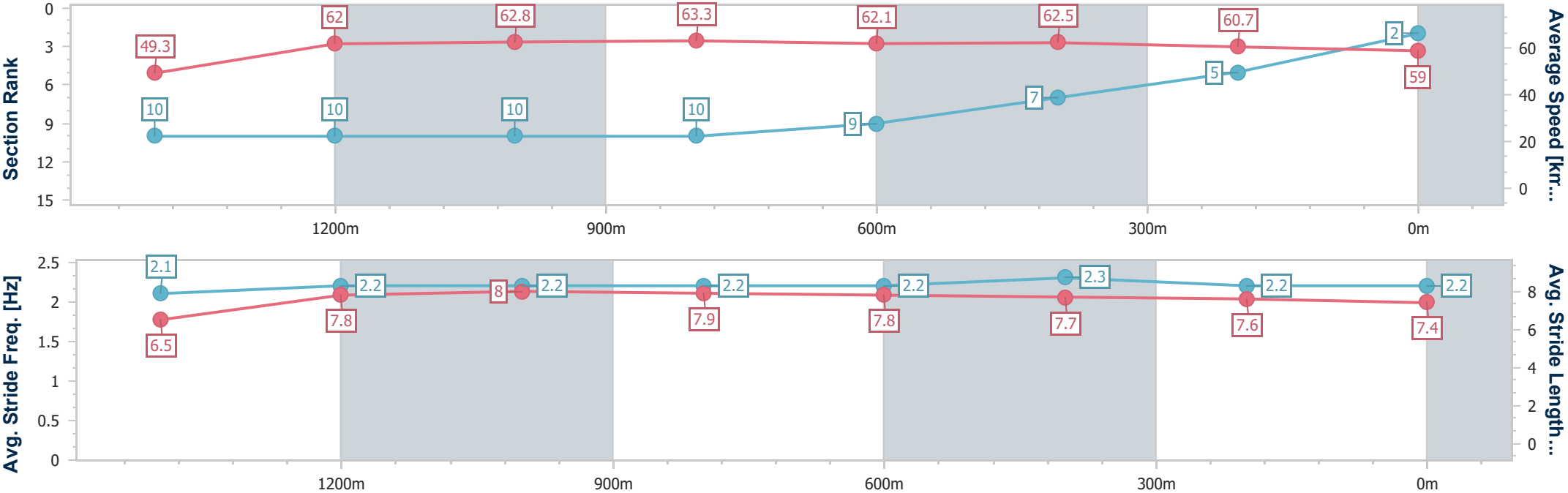
Horse/Jockey Name	Security Advisor
Final Rank	2
Fastest Section Time (Section)	0:11.37 (1000m)
Top Speed [km/h] (Section)	64.7 (1000m)
Race State	Finished



Doomben QLD Professional
Race 6: SKY RACING BENCHMARK 68 Handicap - 1640m
05 June 2024 - 15:29
Track Rating: Soft 5, Weather: Fine, Rail Position: +7m Entire



Section	Overall	1400m	1200m	1000m	800m	600m	400m	200m					
Section Times	1:39.05 [2] (0:17.51)	1:21.54 [10] (0:11.64)	1:09.90 [10] (0:11.43)	0:58.47 [10] (0:11.37)	0:47.10 [10] (0:11.61)	0:35.49 [9] (0:11.46)	0:24.03 [7] (0:11.81)	0:12.22 [5] (0:12.22)					
Average Speed [km/h]	49.3	62.0	62.8	63.3	62.1	62.5	60.7	59.0					
Top Speed [km/h]	61.4	62.7	64.3	64.7	63.6	63.7	61.4	60.8					
Avg. Dist. to Rail [m]	1.7	0.3	0.3	0.5	0.2	1.0	1.3	4.7					
Avg. Stride Freq. [Hz]	2.1	2.2	2.2	2.2	2.2	2.3	2.2	2.2					
Avg. Stride Length [m]	6.5	7.8	8.0	7.9	7.8	7.7	7.6	7.4					



[] Ranking at each section and finish
-.-.- No data available at this section
NA No data available



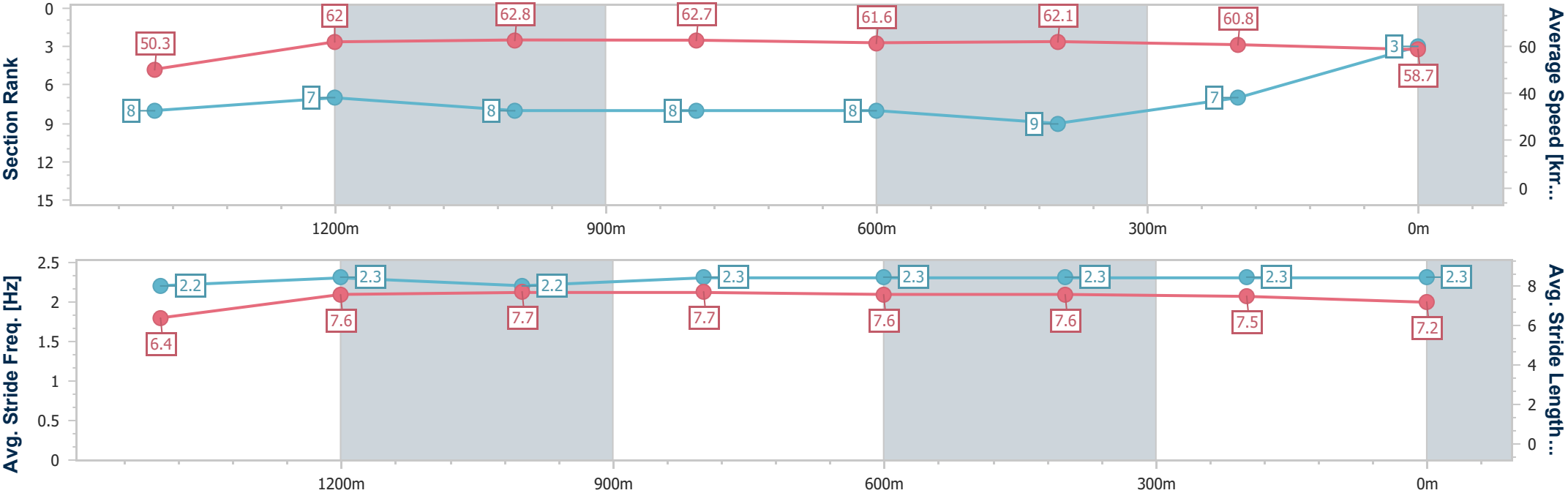
Horse/Jockey Name	Redwood Shadow
Final Rank	3
Fastest Section Time (Section)	0:11.47 (1200m)
Top Speed [km/h] (Section)	64.5 (1000m)
Race State	Finished



Doomben QLD Professional
Race 6: SKY RACING BENCHMARK 68 Handicap - 1640m
05 June 2024 - 15:29
Track Rating: Soft 5, Weather: Fine, Rail Position: +7m Entire



Section	Overall	1400m	1200m	1000m	800m	600m	400m	200m					
Section Times	1:39.19 [3] (0:17.13)	1:22.06 [8] (0:11.53)	1:10.53 [7] (0:11.47)	0:59.06 [8] (0:11.49)	0:47.57 [8] (0:11.75)	0:35.82 [8] (0:11.70)	0:24.12 [9] (0:11.87)	0:12.25 [7] (0:12.25)					
Average Speed [km/h]	50.3	62.0	62.8	62.7	61.6	62.1	60.8	58.7					
Top Speed [km/h]	61.6	62.9	64.1	64.5	62.6	63.1	62.3	60.8					
Avg. Dist. to Rail [m]	1.6	1.3	0.3	0.8	1.4	1.4	3.5	6.2					
Avg. Stride Freq. [Hz]	2.2	2.3	2.2	2.3	2.3	2.3	2.3	2.3					
Avg. Stride Length [m]	6.4	7.6	7.7	7.7	7.6	7.6	7.5	7.2					





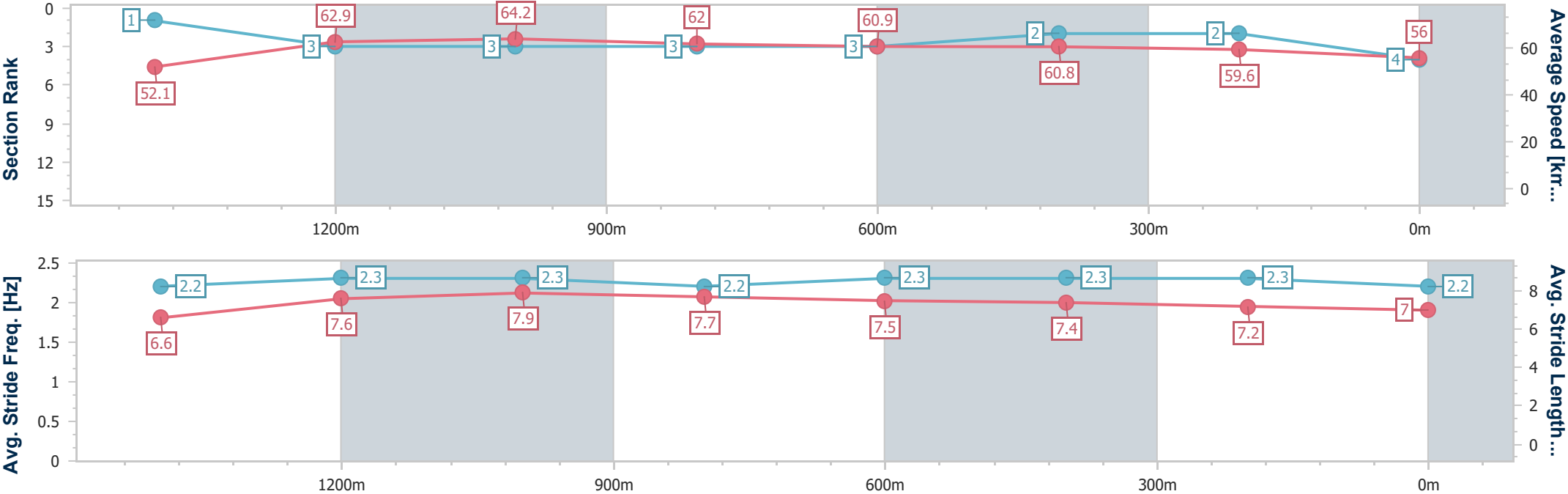
Horse/Jockey Name	Sea Ripple
Final Rank	4
Fastest Section Time (Section)	0:11.23 (1200m)
Top Speed [km/h] (Section)	64.7 (1200m)
Race State	Finished



Doomben QLD Professional
Race 6: SKY RACING BENCHMARK 68 Handicap - 1640m
05 June 2024 - 15:29
Track Rating: Soft 5, Weather: Fine, Rail Position: +7m Entire



Section	Overall	1400m	1200m	1000m	800m	600m	400m	200m					
Section Times	1:39.35 [4] (0:16.55)	1:22.80 [1] (0:11.42)	1:11.38 [3] (0:11.23)	1:00.15 [3] (0:11.61)	0:48.54 [3] (0:11.83)	0:36.71 [3] (0:11.81)	0:24.90 [2] (0:12.08)	0:12.82 [2] (0:12.82)					
Average Speed [km/h]	52.1	62.9	64.2	62.0	60.9	60.8	59.6	56.0					
Top Speed [km/h]	62.4	64.1	64.7	64.3	61.6	61.6	60.8	58.1					
Avg. Dist. to Rail [m]	0.8	0.8	0.3	0.5	0.2	0.4	0.4	1.3					
Avg. Stride Freq. [Hz]	2.2	2.3	2.3	2.2	2.3	2.3	2.3	2.2					
Avg. Stride Length [m]	6.6	7.6	7.9	7.7	7.5	7.4	7.2	7.0					



[] Ranking at each section and finish
- - - - - No data available at this section
NA No data available



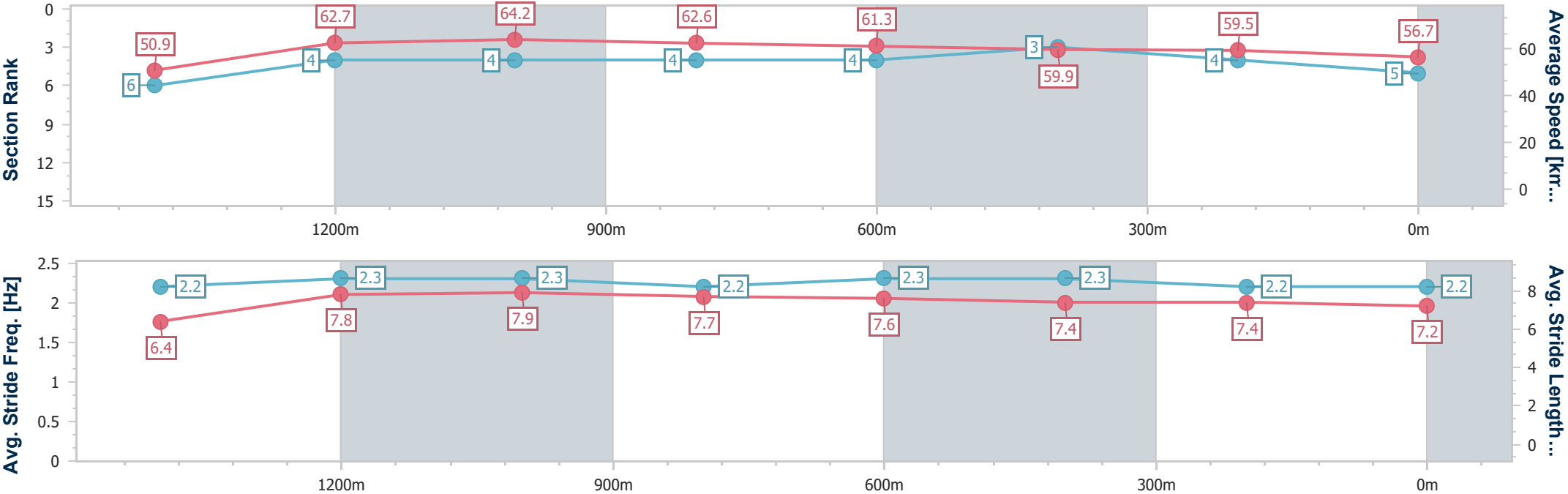
Horse/Jockey Name	Chasing Jackley
Final Rank	5
Fastest Section Time (Section)	0:11.21 (1200m)
Top Speed [km/h] (Section)	65.1 (1200m)
Race State	Finished



Doomben QLD Professional
Race 6: SKY RACING BENCHMARK 68 Handicap - 1640m
05 June 2024 - 15:29
Track Rating: Soft 5, Weather: Fine, Rail Position: +7m Entire



Section	Overall	1400m	1200m	1000m	800m	600m	400m	200m					
Section Times	1:39.40 [5] (0:16.91)	1:22.49 [6] (0:11.28)	1:11.21 [4] (0:11.21)	1:00.00 [4] (0:11.51)	0:48.49 [4] (0:11.79)	0:36.70 [4] (0:11.92)	0:24.78 [3] (0:12.09)	0:12.69 [4] (0:12.69)					
Average Speed [km/h]	50.9	62.7	64.2	62.6	61.3	59.9	59.5	56.7					
Top Speed [km/h]	63.7	63.5	65.1	64.6	61.8	61.2	60.2	58.9					
Avg. Dist. to Rail [m]	1.2	2.7	1.3	0.2	0.3	1.0	1.1	2.7					
Avg. Stride Freq. [Hz]	2.2	2.3	2.3	2.2	2.3	2.3	2.2	2.2					
Avg. Stride Length [m]	6.4	7.8	7.9	7.7	7.6	7.4	7.4	7.2					





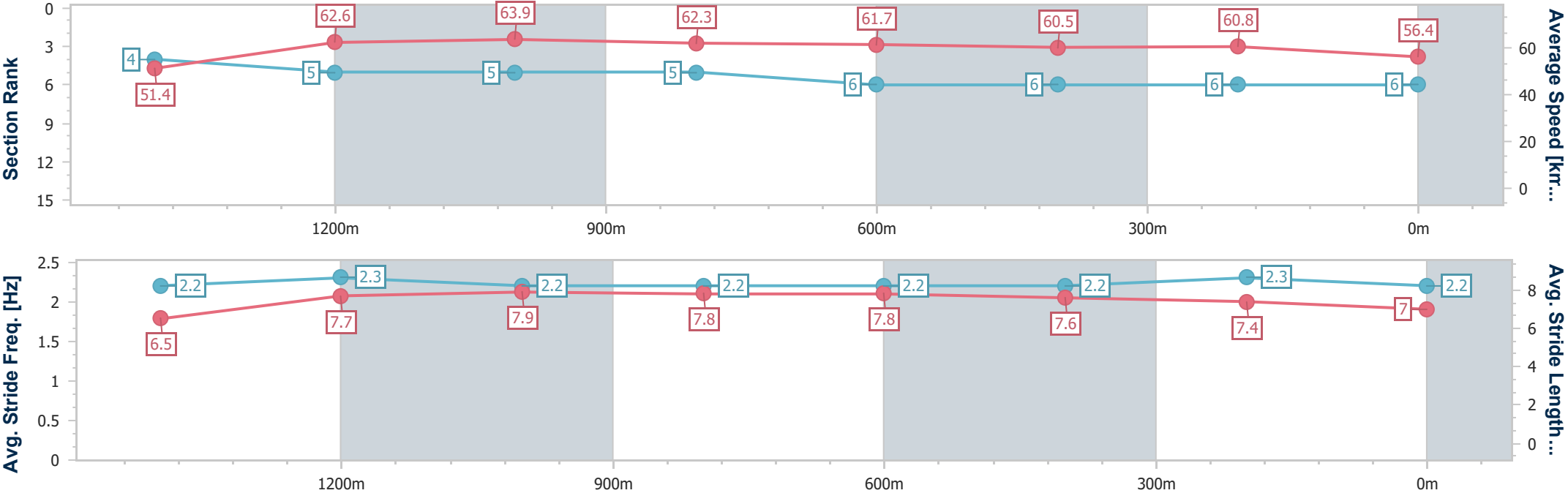
Horse/Jockey Name	Aperitivo
Final Rank	6
Fastest Section Time (Section)	0:11.31 (1200m)
Top Speed [km/h] (Section)	64.6 (1200m)
Race State	Finished



Doomben QLD Professional
Race 6: SKY RACING BENCHMARK 68 Handicap - 1640m
05 June 2024 - 15:29
Track Rating: Soft 5, Weather: Fine, Rail Position: +7m Entire



Section	Overall	1400m	1200m	1000m	800m	600m	400m	200m					
Section Times	1:39.65 [6] (0:16.80)	1:22.85 [4] (0:11.55)	1:11.30 [5] (0:11.31)	0:59.99 [5] (0:11.60)	0:48.39 [5] (0:11.77)	0:36.62 [6] (0:11.96)	0:24.66 [6] (0:11.86)	0:12.80 [6] (0:12.80)					
Average Speed [km/h]	51.4	62.6	63.9	62.3	61.7	60.5	60.8	56.4					
Top Speed [km/h]	62.1	64.3	64.6	64.6	62.8	62.5	61.9	59.5					
Avg. Dist. to Rail [m]	0.9	0.9	3.5	2.9	0.8	0.9	2.6	5.3					
Avg. Stride Freq. [Hz]	2.2	2.3	2.2	2.2	2.2	2.2	2.3	2.2					
Avg. Stride Length [m]	6.5	7.7	7.9	7.8	7.8	7.6	7.4	7.0					





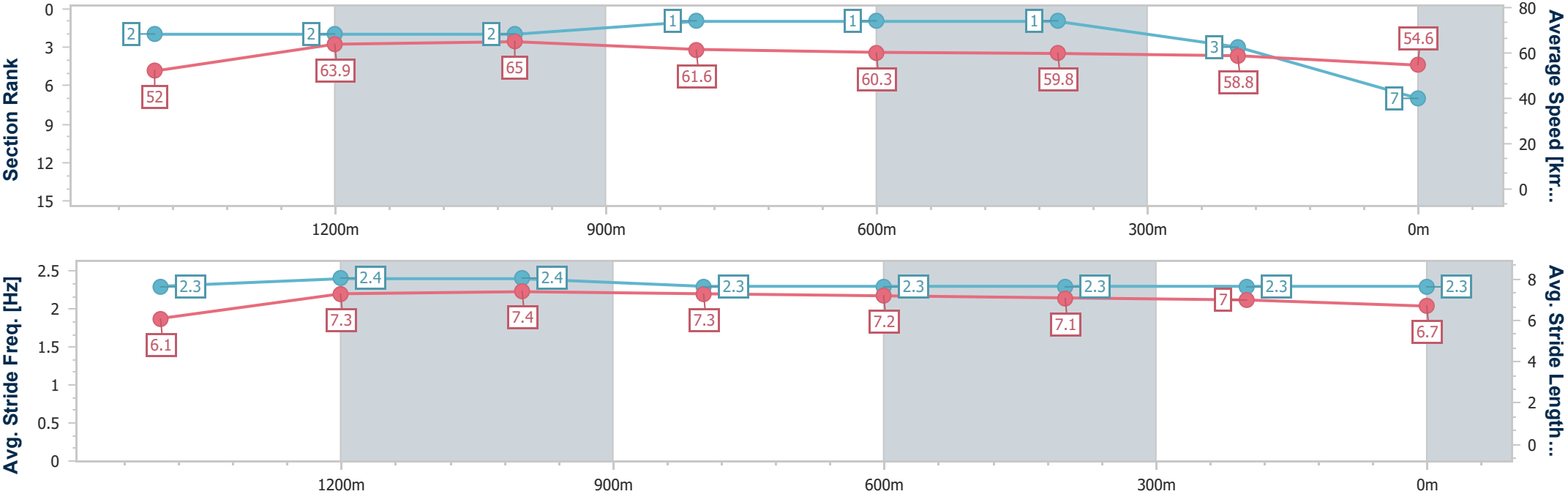
Horse/Jockey Name	Tavis Town
Final Rank	7
Fastest Section Time (Section)	0:11.09 (1200m)
Top Speed [km/h] (Section)	66.8 (1200m)
Race State	Finished



Doomben QLD Professional
Race 6: SKY RACING BENCHMARK 68 Handicap - 1640m
05 June 2024 - 15:29
Track Rating: Soft 5, Weather: Fine, Rail Position: +7m Entire



Section	Overall	1400m	1200m	1000m	800m	600m	400m	200m					
Section Times	1:39.76 [7] (0:16.59)	1:23.17 [2] (0:11.17)	1:12.00 [2] (0:11.09)	1:00.91 [2] (0:11.67)	0:49.24 [1] (0:11.91)	0:37.33 [1] (0:11.98)	0:25.35 [1] (0:12.19)	0:13.16 [3] (0:13.16)					
Average Speed [km/h]	52.0	63.9	65.0	61.6	60.3	59.8	58.8	54.6					
Top Speed [km/h]	62.1	65.6	66.8	63.4	61.5	60.7	59.6	57.2					
Avg. Dist. to Rail [m]	1.5	1.0	0.2	0.2	0.5	1.5	2.2	1.6					
Avg. Stride Freq. [Hz]	2.3	2.4	2.4	2.3	2.3	2.3	2.3	2.3					
Avg. Stride Length [m]	6.1	7.3	7.4	7.3	7.2	7.1	7.0	6.7					





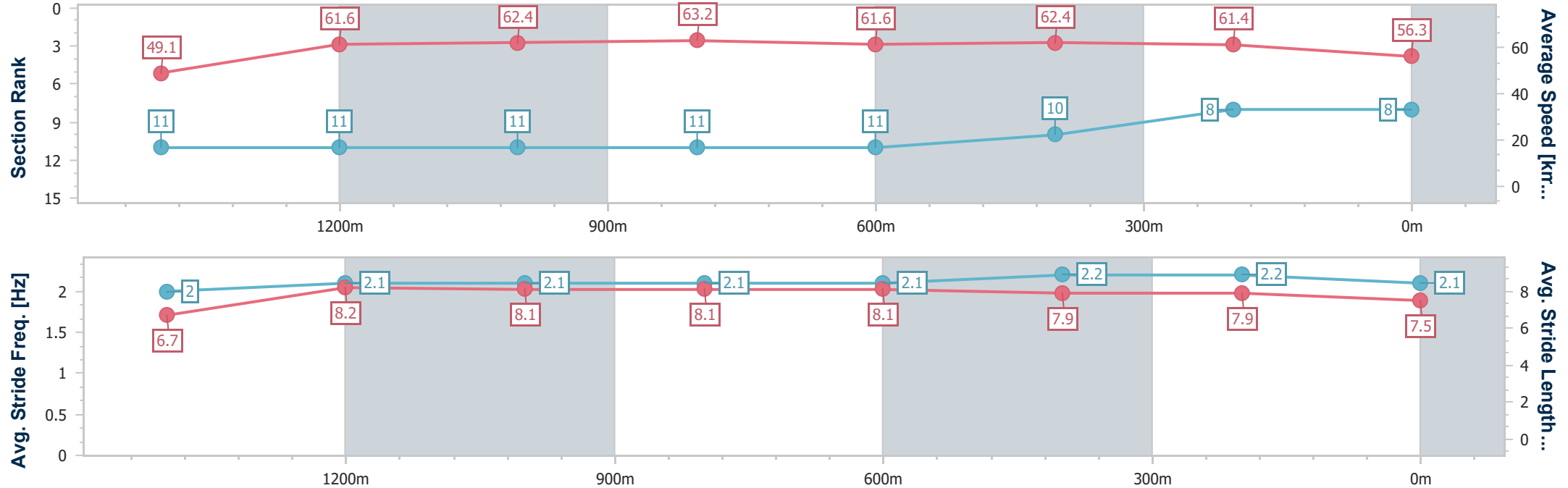
Horse/Jockey Name	Paienbara
Final Rank	8
Fastest Section Time (Section)	0:11.42 (1000m)
Top Speed [km/h] (Section)	65.4 (1000m)
Race State	Finished



Doomben QLD Professional
Race 6: SKY RACING BENCHMARK 68 Handicap - 1640m
05 June 2024 - 15:29
Track Rating: Soft 5, Weather: Fine, Rail Position: +7m Entire



Section	Overall	1400m	1200m	1000m	800m	600m	400m	200m					
Section Times	1:39.83 [8] (0:17.58)	1:22.25 [11] (0:11.60)	1:10.65 [11] (0:11.54)	0:59.11 [11] (0:11.42)	0:47.69 [11] (0:11.66)	0:36.03 [11] (0:11.57)	0:24.46 [10] (0:11.70)	0:12.76 [8] (0:12.76)					
Average Speed [km/h]	49.1	61.6	62.4	63.2	61.6	62.4	61.4	56.3					
Top Speed [km/h]	60.6	62.5	65.0	65.4	63.2	63.1	62.8	60.3					
Avg. Dist. to Rail [m]	2.8	1.0	0.7	1.1	0.3	0.6	0.5	0.9					
Avg. Stride Freq. [Hz]	2.0	2.1	2.1	2.1	2.1	2.2	2.2	2.1					
Avg. Stride Length [m]	6.7	8.2	8.1	8.1	8.1	7.9	7.9	7.5					





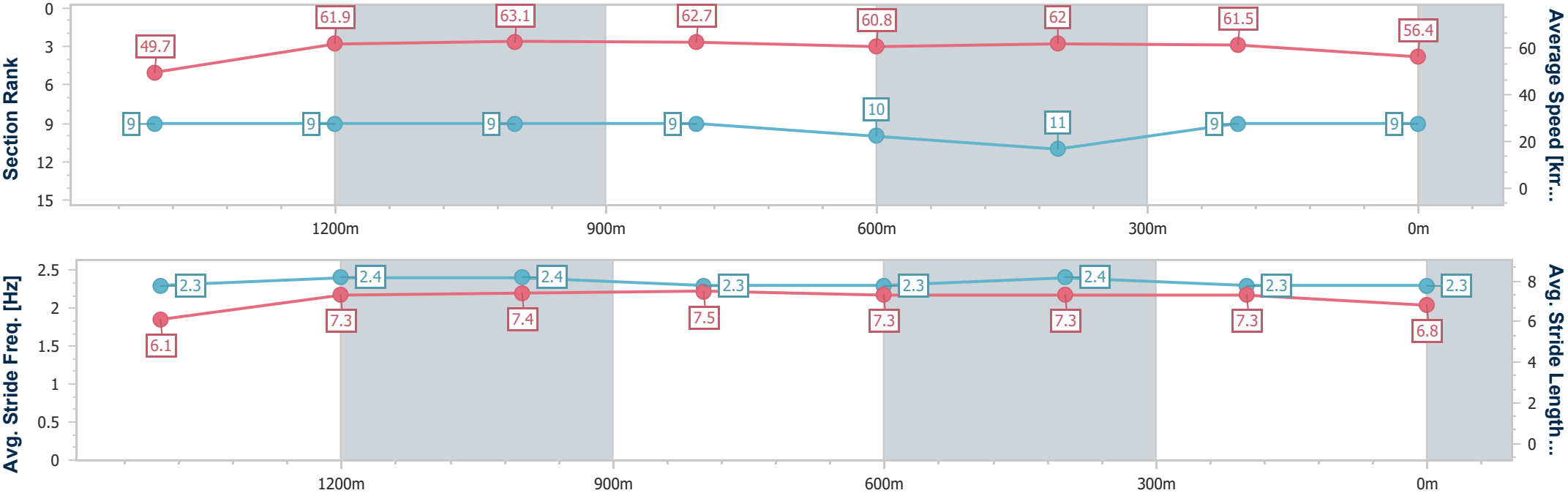
Horse/Jockey Name	Discerning
Final Rank	9
Fastest Section Time (Section)	0:11.39 (1200m)
Top Speed [km/h] (Section)	65.0 (1200m)
Race State	Finished



Doomben QLD Professional
Race 6: SKY RACING BENCHMARK 68 Handicap - 1640m
05 June 2024 - 15:29
Track Rating: Soft 5, Weather: Fine, Rail Position: +7m Entire



Section	Overall	1400m	1200m	1000m	800m	600m	400m	200m					
Section Times	1:39.90 [9] (0:17.34)	1:22.56 [9] (0:11.65)	1:10.91 [9] (0:11.39)	0:59.52 [9] (0:11.50)	0:48.02 [9] (0:11.89)	0:36.13 [10] (0:11.63)	0:24.50 [11] (0:11.73)	0:12.77 [9] (0:12.77)					
Average Speed [km/h]	49.7	61.9	63.1	62.7	60.8	62.0	61.5	56.4					
Top Speed [km/h]	61.5	62.9	65.0	64.1	61.7	62.8	62.8	61.0					
Avg. Dist. to Rail [m]	1.2	0.5	1.0	1.6	0.8	0.5	2.4	6.6					
Avg. Stride Freq. [Hz]	2.3	2.4	2.4	2.3	2.3	2.4	2.3	2.3					
Avg. Stride Length [m]	6.1	7.3	7.4	7.5	7.3	7.3	7.3	6.8					





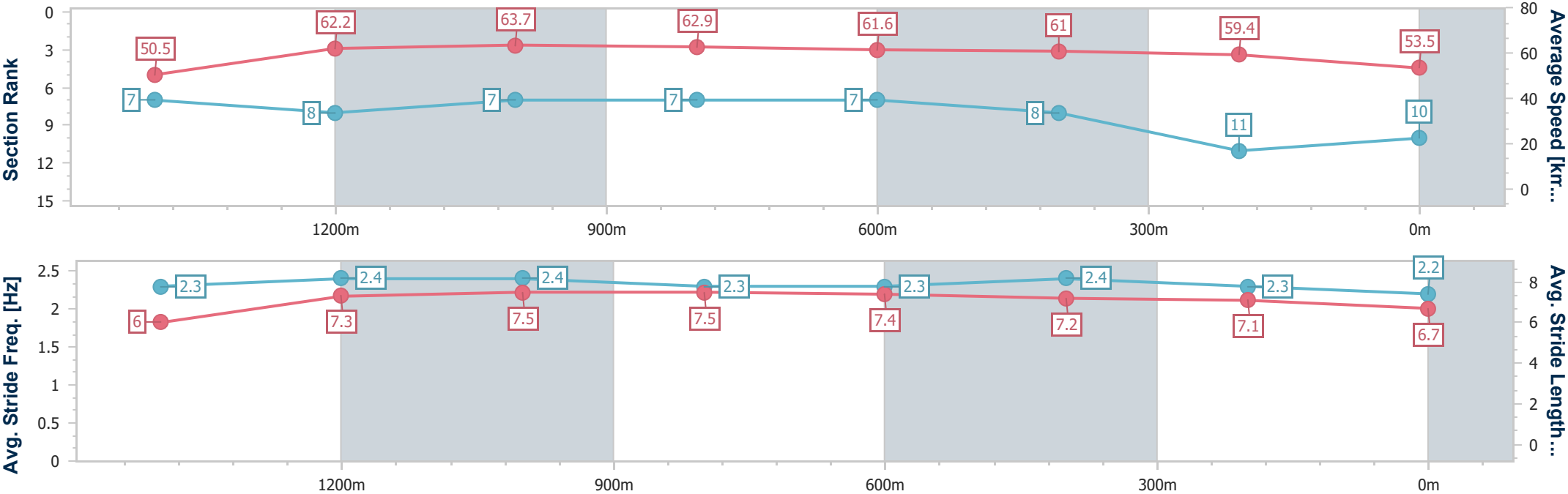
Horse/Jockey Name	Five Crowns
Final Rank	10
Fastest Section Time (Section)	0:11.31 (1200m)
Top Speed [km/h] (Section)	65.8 (1200m)
Race State	Finished



Doomben QLD Professional
Race 6: SKY RACING BENCHMARK 68 Handicap - 1640m
05 June 2024 - 15:29
Track Rating: Soft 5, Weather: Fine, Rail Position: +7m Entire



Section	Overall	1400m	1200m	1000m	800m	600m	400m	200m					
Section Times	1:40.62 [10] (0:17.12)	1:23.50 [7] (0:11.56)	1:11.94 [8] (0:11.31)	1:00.63 [7] (0:11.49)	0:49.14 [7] (0:11.75)	0:37.39 [7] (0:11.83)	0:25.56 [8] (0:12.14)	0:13.42 [11] (0:13.42)					
Average Speed [km/h]	50.5	62.2	63.7	62.9	61.6	61.0	59.4	53.5					
Top Speed [km/h]	63.6	63.7	65.8	65.3	62.8	62.4	61.7	58.2					
Avg. Dist. to Rail [m]	4.7	0.4	0.7	1.2	1.0	0.5	1.8	4.6					
Avg. Stride Freq. [Hz]	2.3	2.4	2.4	2.3	2.3	2.4	2.3	2.2					
Avg. Stride Length [m]	6.0	7.3	7.5	7.5	7.4	7.2	7.1	6.7					





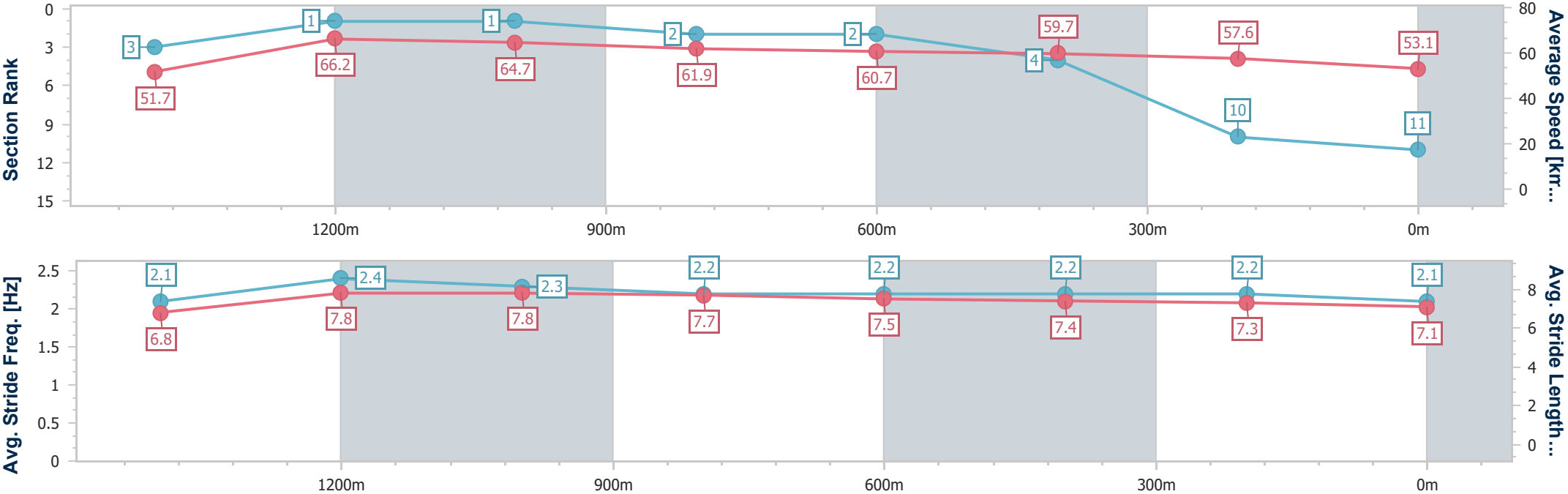
Horse/Jockey Name	Sock'emsid
Final Rank	11
Fastest Section Time (Section)	0:10.96 (1400m)
Top Speed [km/h] (Section)	67.2 (1400m)
Race State	Finished



Doomben QLD Professional
Race 6: SKY RACING BENCHMARK 68 Handicap - 1640m
05 June 2024 - 15:29
Track Rating: Soft 5, Weather: Fine, Rail Position: +7m Entire



Section	Overall	1400m	1200m	1000m	800m	600m	400m	200m					
Section Times	1:40.73 [11] (0:16.74)	1:23.99 [3] (0:10.96)	1:13.03 [1] (0:11.13)	1:01.90 [1] (0:11.78)	0:50.12 [2] (0:11.99)	0:38.13 [2] (0:12.08)	0:26.05 [4] (0:12.50)	0:13.55 [10] (0:13.55)					
Average Speed [km/h]	51.7	66.2	64.7	61.9	60.7	59.7	57.6	53.1					
Top Speed [km/h]	64.7	67.2	66.6	62.7	61.4	61.4	58.7	56.2					
Avg. Dist. to Rail [m]	2.9	1.3	2.7	3.2	2.2	0.6	0.8	2.5					
Avg. Stride Freq. [Hz]	2.1	2.4	2.3	2.2	2.2	2.2	2.2	2.1					
Avg. Stride Length [m]	6.8	7.8	7.8	7.7	7.5	7.4	7.3	7.1					





Doomben QLD Professional
Race 7: WORLD POOL ON 15 JUNE Colts, Geldings & Entires Class 3
Plate (4YO only QTIS bonuses applicable) - 1200m
05 June 2024 - 16:04



Track Rating: Good 4, Weather: Fine, Rail Position: +7m Entire

Section						Overall	1000m	800m	600m	400m	200m	Last 600m		
Field Times						1:09.52 (0:13.12)	0:56.40 (0:10.49)	0:45.91 (0:11.34)	0:34.57 (0:11.50)	0:23.07 (0:11.15)	0:11.92 (0:11.92)	0:34.57		
Rank	TAB	Horse/Jockey	Barrier	Top Speed [km/h]	Fastest Section							Margin	Distance Travelled [m]	
1	3	SPACE TRACKER	14	70.2	0:10.84	1:09.52 [1]	0:56.13 [4]	0:45.29 [4]	0:33.95 [4]	0:22.78 [4]	0:11.76 [2]	1:09.52	0:33.95	
		Kyle Wilson-Taylor		Overall	1000m	(0:13.39)	(0:10.84)	(0:11.34)	(0:11.17)	(0:11.02)	(0:11.76)			
2	7	FLAG HALL	11	70.7	0:10.49	1:09.78 [2]	0:56.66 [1]	0:46.17 [1]	0:34.83 [1]	0:23.33 [1]	0:12.18 [1]	1.52L	0:34.83	+3
		Samantha Collett		Overall	1000m	(0:13.12)	(0:10.49)	(0:11.34)	(0:11.50)	(0:11.15)	(0:12.18)			
3	1	DAYTONA	9	68.4	0:10.73	1:09.88 [3]	0:55.99 [8]	0:45.04 [8]	0:33.76 [7]	0:22.33 [8]	0:11.60 [6]	2.1L	0:33.76	+7
		Ryan Maloney		400m	400m	(0:13.89)	(0:10.95)	(0:11.28)	(0:11.43)	(0:10.73)	(0:11.60)			
4	5	SURFERS ROYALE	4	69.9	0:10.66	1:10.02 [4]	0:56.79 [3]	0:46.13 [3]	0:34.73 [3]	0:23.38 [2]	0:12.05 [3]	2.9L	0:34.73	-2
		Justin Huxtable		Overall	1000m	(0:13.23)	(0:10.66)	(0:11.40)	(0:11.35)	(0:11.33)	(0:12.05)			
5	11	LUBRICATION	10	68.0	0:10.86	1:10.02 [5]	0:55.89 [9]	0:45.03 [9]	0:33.86 [8]	0:22.58 [7]	0:11.65 [7]	2.91L	0:33.86	-2
		Robbie Dolan		Overall	1000m	(0:14.13)	(0:10.86)	(0:11.17)	(0:11.28)	(0:10.93)	(0:11.65)			
6	8	BETTER BE NORDY	6	68.2	0:10.82	1:10.04 [6]	0:56.53 [5]	0:45.71 [5]	0:34.38 [5]	0:23.00 [5]	0:11.96 [5]	3.06L	0:34.38	+2
		Bailey Wheeler		1000m	1000m	(0:13.51)	(0:10.82)	(0:11.33)	(0:11.38)	(0:11.04)	(0:11.96)			
7	17	FENTON	3	67.6	0:10.87	1:10.81 [7]	0:57.01 [6]	0:46.14 [6]	0:34.94 [6]	0:23.60 [6]	0:12.32 [8]	7.56L	0:34.94	+4
		Jag Guthmann-Chester		Overall	1000m	(0:13.80)	(0:10.87)	(0:11.20)	(0:11.34)	(0:11.28)	(0:12.32)			
8	12	THE FIXER	15	70.1	0:10.64	1:10.89 [8]	0:57.72 [2]	0:47.08 [2]	0:35.64 [2]	0:24.25 [3]	0:12.82 [4]	8.04L	0:35.64	+3
		Jake Bayliss		Overall	1000m	(0:13.17)	(0:10.64)	(0:11.44)	(0:11.39)	(0:11.43)	(0:12.82)			
9	13	INLANDA	5	67.8	0:10.87	1:18.41 [9]	1:04.57 [7]	0:53.70 [7]	0:41.57 [9]	0:28.24 [9]	0:14.81 [9]	52.27L	0:41.57	+5
		Vlad Duric		1000m	1000m	(0:13.84)	(0:10.87)	(0:12.13)	(0:13.33)	(0:13.43)	(0:14.81)			

Scratched: I Stole It (#2), Smart Recognition (#14), Deferential (#16), Star Gamble (#4), Hurts So Good (#9), Liberty Steps (#10), Kalumburu (#15), Dusky Dancer (#18), Thankful Heart (#6)



Horse/Jockey Name	Space Tracker
Final Rank	1
Fastest Section Time (Section)	0:10.84 (1000m)
Top Speed [km/h] (Section)	70.2 (Overall)
Race State	Finished

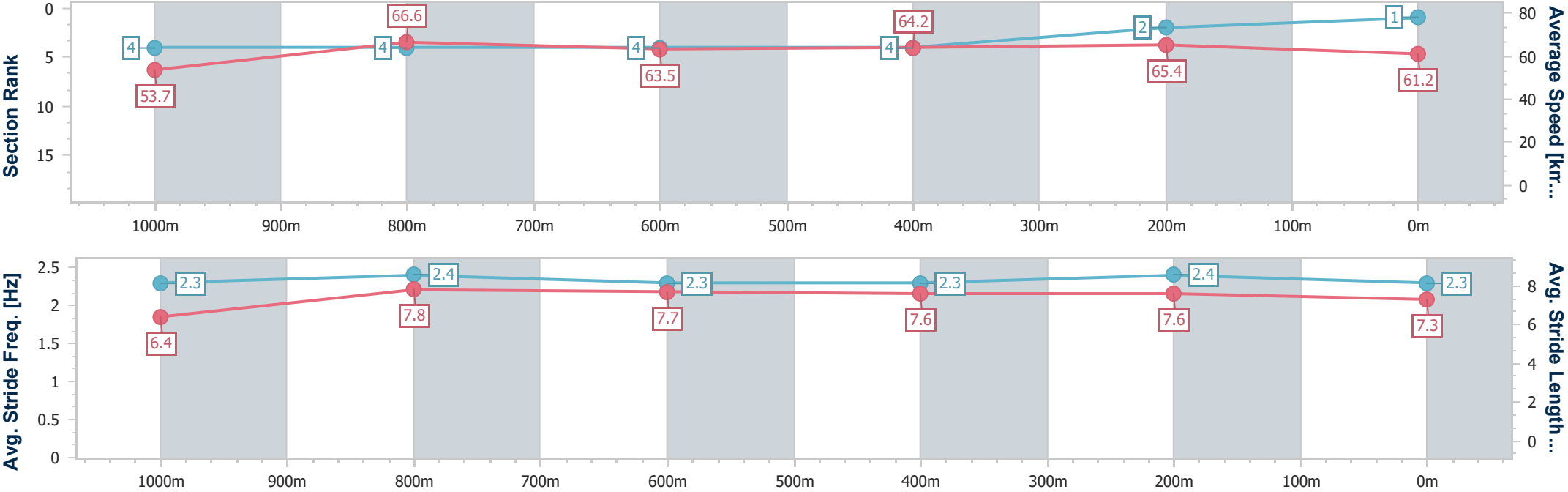


Doomben QLD Professional
Race 7: WORLD POOL ON 15 JUNE Colts, Geldings & Entires
Class 3 Plate (4YO only QTIS bonuses applicable) - 1200m
05 June 2024 - 16:04
Track Rating: Good 4, Weather: Fine, Rail Position: +7m Entire



BRISBANE
RACING CLUB

Section	Overall	1000m	800m	600m	400m	200m							
Section Times	1:09.52 [1] (0:13.39)	0:56.13 [4] (0:10.84)	0:45.29 [4] (0:11.34)	0:33.95 [4] (0:11.17)	0:22.78 [4] (0:11.02)	0:11.76 [2] (0:11.76)							
Average Speed [km/h]	53.7	66.6	63.5	64.2	65.4	61.2							
Top Speed [km/h]	70.2	69.6	63.9	65.9	66.9	65.6							
Avg. Dist. to Rail [m]	5.2	0.9	0.6	0.6	0.9	0.5							
Avg. Stride Freq. [Hz]	2.3	2.4	2.3	2.3	2.4	2.3							
Avg. Stride Length [m]	6.4	7.8	7.7	7.6	7.6	7.3							





Horse/Jockey Name	Flag Hall
Final Rank	2
Fastest Section Time (Section)	0:10.49 (1000m)
Top Speed [km/h] (Section)	70.7 (Overall)
Race State	Finished

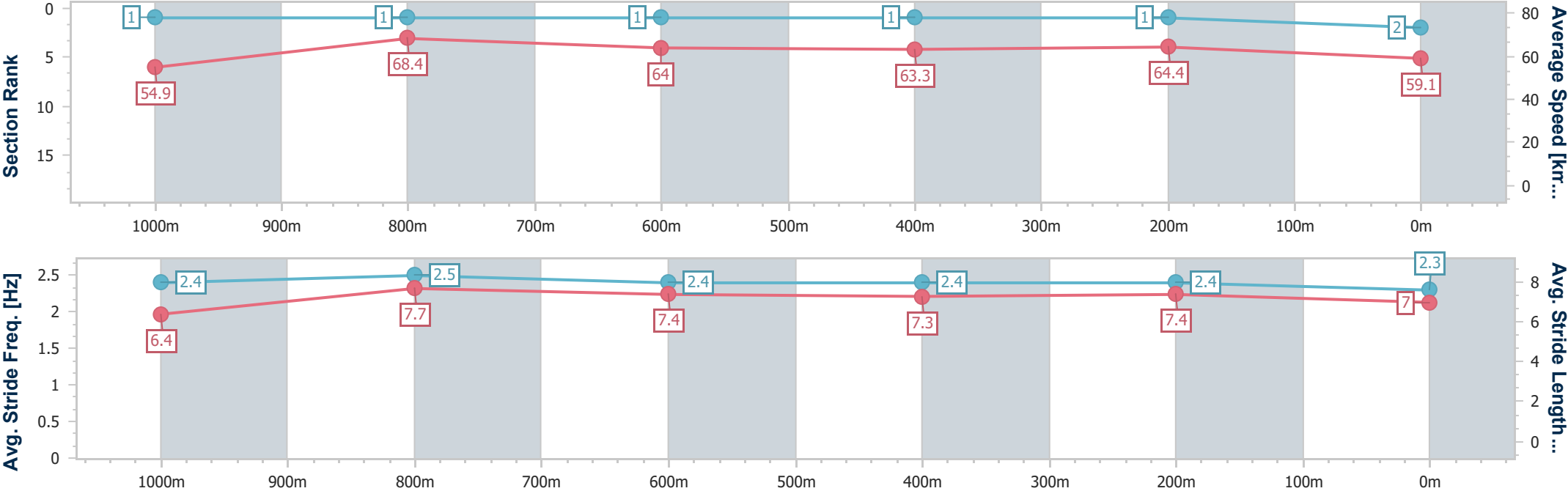


Doomben QLD Professional
Race 7: WORLD POOL ON 15 JUNE Colts, Geldings & Entires
Class 3 Plate (4YO only QTIS bonuses applicable) - 1200m
05 June 2024 - 16:04
Track Rating: Good 4, Weather: Fine, Rail Position: +7m Entire



BRISBANE
RACING CLUB

Section	Overall	1000m	800m	600m	400m	200m								
Section Times	1:09.78 [2] (0:13.12)	0:56.66 [1] (0:10.49)	0:46.17 [1] (0:11.34)	0:34.83 [1] (0:11.50)	0:23.33 [1] (0:11.15)	0:12.18 [1] (0:12.18)								
Average Speed [km/h]	54.9	68.4	64.0	63.3	64.4	59.1								
Top Speed [km/h]	70.7	70.5	65.7	63.9	66.8	63.5								
Avg. Dist. to Rail [m]	4.6	1.1	1.8	1.8	1.2	0.4								
Avg. Stride Freq. [Hz]	2.4	2.5	2.4	2.4	2.4	2.3								
Avg. Stride Length [m]	6.4	7.7	7.4	7.3	7.4	7.0								





Horse/Jockey Name	Daytona
Final Rank	3
Fastest Section Time (Section)	0:10.73 (400m)
Top Speed [km/h] (Section)	68.4 (400m)
Race State	Finished

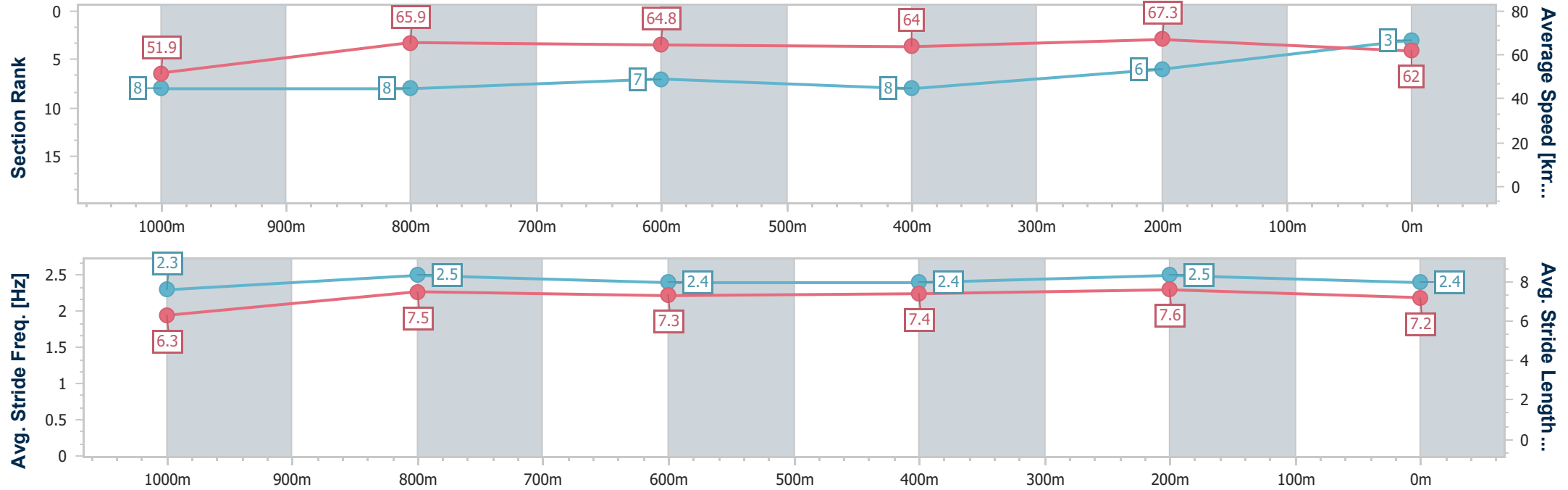


Doomben QLD Professional
Race 7: WORLD POOL ON 15 JUNE Colts, Geldings & Entires
Class 3 Plate (4YO only QTIS bonuses applicable) - 1200m
05 June 2024 - 16:04
Track Rating: Good 4, Weather: Fine, Rail Position: +7m Entire



BRISBANE
RACING CLUB

Section	Overall	1000m	800m	600m	400m	200m							
Section Times	1:09.88 [3] (0:13.89)	0:55.99 [8] (0:10.95)	0:45.04 [8] (0:11.28)	0:33.76 [7] (0:11.43)	0:22.33 [8] (0:10.73)	0:11.60 [6] (0:11.60)							
Average Speed [km/h]	51.9	65.9	64.8	64.0	67.3	62.0							
Top Speed [km/h]	66.9	67.2	67.6	64.9	68.4	66.3							
Avg. Dist. to Rail [m]	2.6	1.0	3.4	2.8	1.2	1.5							
Avg. Stride Freq. [Hz]	2.3	2.5	2.4	2.4	2.5	2.4							
Avg. Stride Length [m]	6.3	7.5	7.3	7.4	7.6	7.2							





Horse/Jockey Name	Surfers Royale
Final Rank	4
Fastest Section Time (Section)	0:10.66 (1000m)
Top Speed [km/h] (Section)	69.9 (Overall)
Race State	Finished

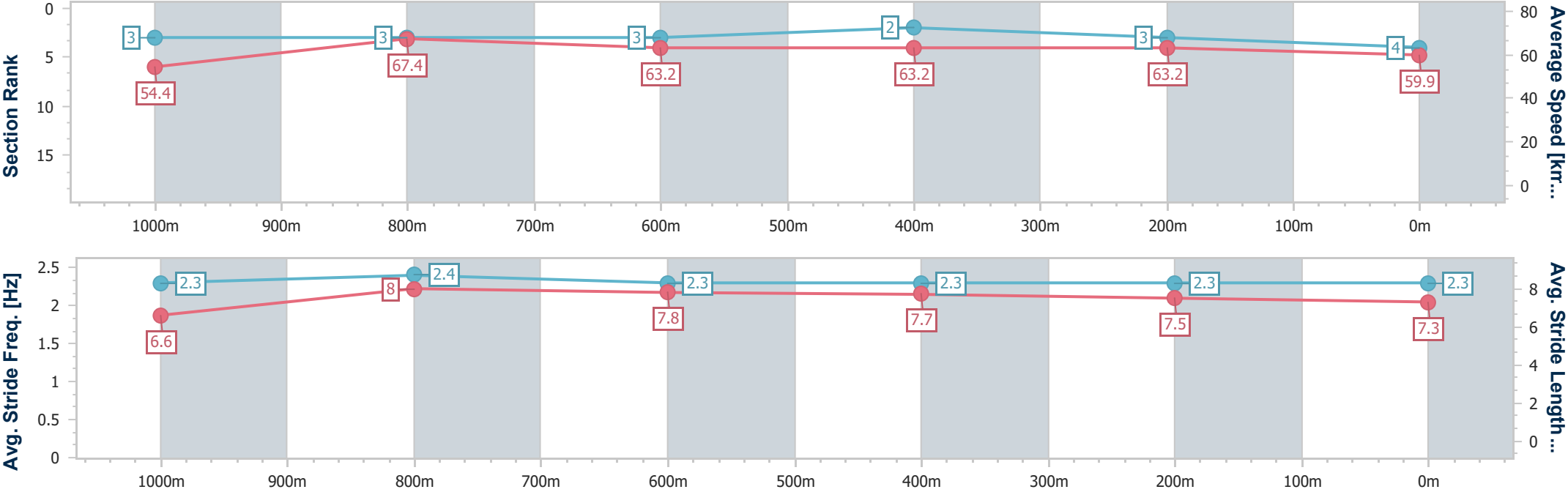


Doomben QLD Professional
Race 7: WORLD POOL ON 15 JUNE Colts, Geldings & Entires
Class 3 Plate (4YO only QTIS bonuses applicable) - 1200m
05 June 2024 - 16:04
Track Rating: Good 4, Weather: Fine, Rail Position: +7m Entire



BRISBANE
RACING CLUB

Section	Overall	1000m	800m	600m	400m	200m							
Section Times	1:10.02 [4] (0:13.23)	0:56.79 [3] (0:10.66)	0:46.13 [3] (0:11.40)	0:34.73 [3] (0:11.35)	0:23.38 [2] (0:11.33)	0:12.05 [3] (0:12.05)							
Average Speed [km/h]	54.4	67.4	63.2	63.2	63.2	59.9							
Top Speed [km/h]	69.9	69.4	64.5	63.6	65.1	62.9							
Avg. Dist. to Rail [m]	1.3	0.7	0.7	0.9	1.8	1.1							
Avg. Stride Freq. [Hz]	2.3	2.4	2.3	2.3	2.3	2.3							
Avg. Stride Length [m]	6.6	8.0	7.8	7.7	7.5	7.3							





Horse/Jockey Name	Lubrication
Final Rank	5
Fastest Section Time (Section)	0:10.86 (1000m)
Top Speed [km/h] (Section)	68.0 (Overall)
Race State	Finished

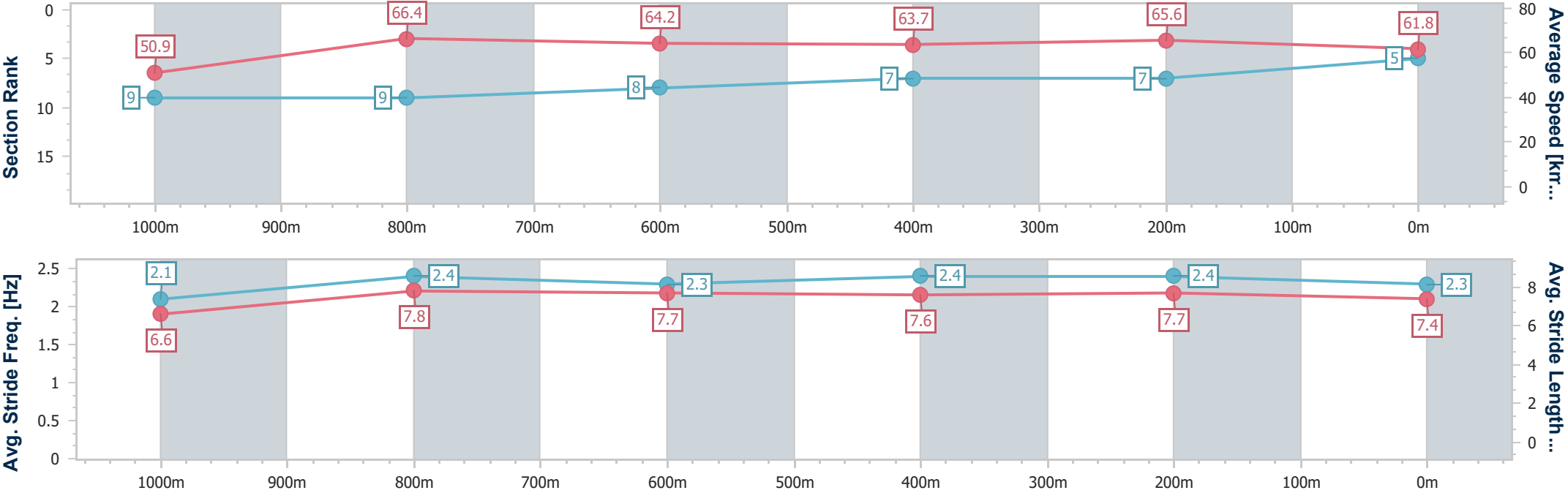


Doomben QLD Professional
Race 7: WORLD POOL ON 15 JUNE Colts, Geldings & Entires
Class 3 Plate (4YO only QTIS bonuses applicable) - 1200m
05 June 2024 - 16:04
Track Rating: Good 4, Weather: Fine, Rail Position: +7m Entire



BRISBANE
RACING CLUB

Section	Overall	1000m	800m	600m	400m	200m							
Section Times	1:10.02 [5] (0:14.13)	0:55.89 [9] (0:10.86)	0:45.03 [9] (0:11.17)	0:33.86 [8] (0:11.28)	0:22.58 [7] (0:10.93)	0:11.65 [7] (0:11.65)							
Average Speed [km/h]	50.9	66.4	64.2	63.7	65.6	61.8							
Top Speed [km/h]	68.0	68.0	66.4	65.5	67.1	64.7							
Avg. Dist. to Rail [m]	3.2	0.7	0.7	0.9	1.7	0.5							
Avg. Stride Freq. [Hz]	2.1	2.4	2.3	2.4	2.4	2.3							
Avg. Stride Length [m]	6.6	7.8	7.7	7.6	7.7	7.4							



[] Ranking at each section and finish
-.-.- No data available at this section
NA No data available



Horse/Jockey Name	Better Be Nordy
Final Rank	6
Fastest Section Time (Section)	0:10.82 (1000m)
Top Speed [km/h] (Section)	68.2 (1000m)
Race State	Finished

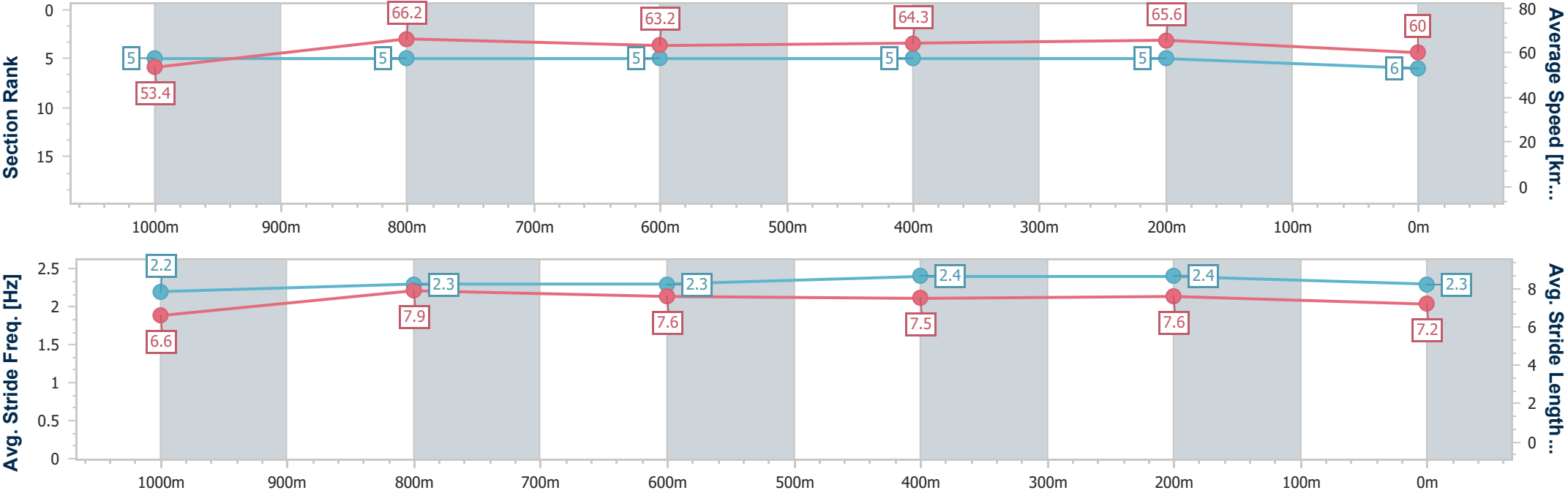


Doomben QLD Professional
Race 7: WORLD POOL ON 15 JUNE Colts, Geldings & Entires
Class 3 Plate (4YO only QTIS bonuses applicable) - 1200m
05 June 2024 - 16:04
Track Rating: Good 4, Weather: Fine, Rail Position: +7m Entire



BRISBANE
RACING CLUB

Section	Overall	1000m	800m	600m	400m	200m							
Section Times	1:10.04 [6] (0:13.51)	0:56.53 [5] (0:10.82)	0:45.71 [5] (0:11.33)	0:34.38 [5] (0:11.38)	0:23.00 [5] (0:11.04)	0:11.96 [5] (0:11.96)							
Average Speed [km/h]	53.4	66.2	63.2	64.3	65.6	60.0							
Top Speed [km/h]	67.0	68.2	64.5	65.5	68.0	64.1							
Avg. Dist. to Rail [m]	1.5	1.0	1.0	2.6	1.2	0.4							
Avg. Stride Freq. [Hz]	2.2	2.3	2.3	2.4	2.4	2.3							
Avg. Stride Length [m]	6.6	7.9	7.6	7.5	7.6	7.2							





Horse/Jockey Name	Fenton
Final Rank	7
Fastest Section Time (Section)	0:10.87 (1000m)
Top Speed [km/h] (Section)	67.6 (Overall)
Race State	Finished

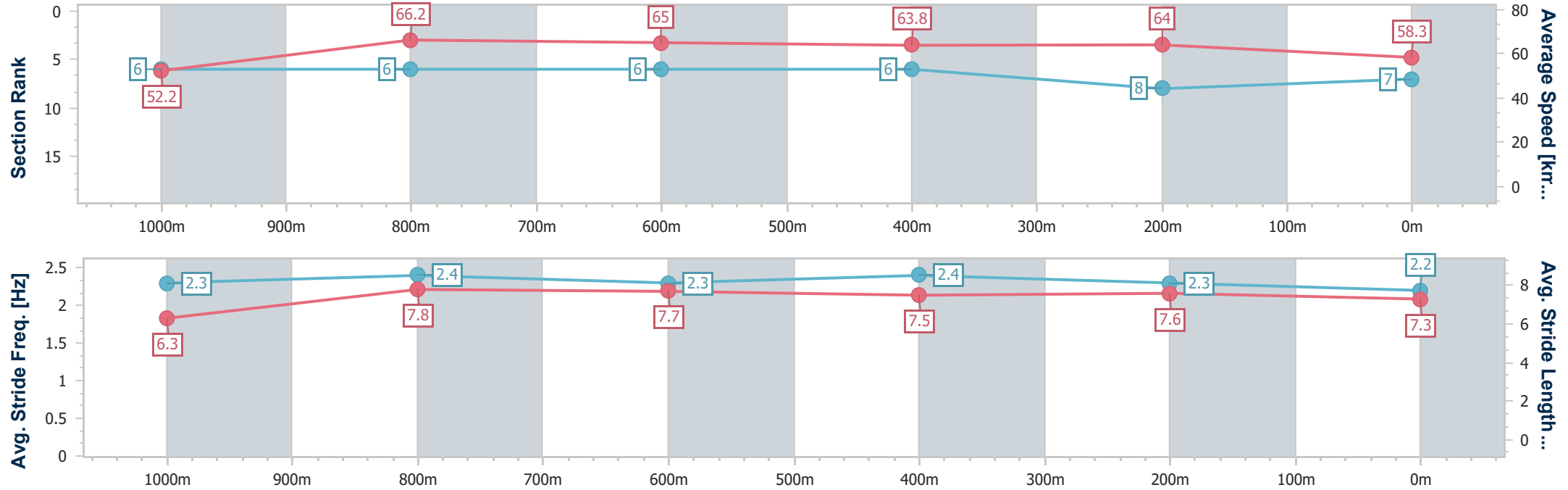


Doomben QLD Professional
Race 7: WORLD POOL ON 15 JUNE Colts, Geldings & Entires
Class 3 Plate (4YO only QTIS bonuses applicable) - 1200m
05 June 2024 - 16:04
Track Rating: Good 4, Weather: Fine, Rail Position: +7m Entire



BRISBANE
RACING CLUB

Section	Overall	1000m	800m	600m	400m	200m								
Section Times	1:10.81 [7] (0:13.80)	0:57.01 [6] (0:10.87)	0:46.14 [6] (0:11.20)	0:34.94 [6] (0:11.34)	0:23.60 [6] (0:11.28)	0:12.32 [8] (0:12.32)								
Average Speed [km/h]	52.2	66.2	65.0	63.8	64.0	58.3								
Top Speed [km/h]	67.6	67.6	66.8	65.6	65.0	62.7								
Avg. Dist. to Rail [m]	0.4	0.2	1.9	1.3	1.3	1.8								
Avg. Stride Freq. [Hz]	2.3	2.4	2.3	2.4	2.3	2.2								
Avg. Stride Length [m]	6.3	7.8	7.7	7.5	7.6	7.3								





Horse/Jockey Name	The Fixer
Final Rank	8
Fastest Section Time (Section)	0:10.64 (1000m)
Top Speed [km/h] (Section)	70.1 (Overall)
Race State	Finished

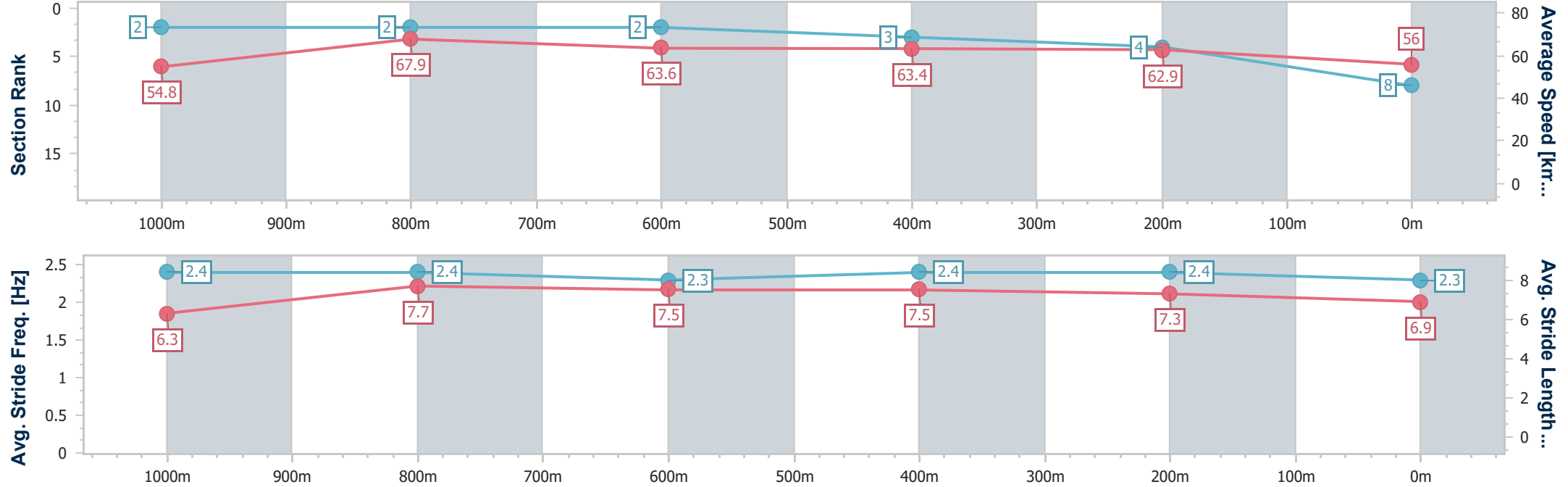


Doomben QLD Professional
Race 7: WORLD POOL ON 15 JUNE Colts, Geldings & Entires
Class 3 Plate (4YO only QTIS bonuses applicable) - 1200m
05 June 2024 - 16:04
Track Rating: Good 4, Weather: Fine, Rail Position: +7m Entire



BRISBANE
RACING CLUB

Section	Overall	1000m	800m	600m	400m	200m								
Section Times	1:10.89 [8] (0:13.17)	0:57.72 [2] (0:10.64)	0:47.08 [2] (0:11.44)	0:35.64 [2] (0:11.39)	0:24.25 [3] (0:11.43)	0:12.82 [4] (0:12.82)								
Average Speed [km/h]	54.8	67.9	63.6	63.4	62.9	56.0								
Top Speed [km/h]	70.1	69.9	65.0	64.8	64.7	61.0								
Avg. Dist. to Rail [m]	6.2	1.2	2.5	1.3	1.4	1.2								
Avg. Stride Freq. [Hz]	2.4	2.4	2.3	2.4	2.4	2.3								
Avg. Stride Length [m]	6.3	7.7	7.5	7.5	7.3	6.9								





Horse/Jockey Name	Inlanda
Final Rank	9
Fastest Section Time (Section)	0:10.87 (1000m)
Top Speed [km/h] (Section)	67.8 (1000m)
Race State	Finished

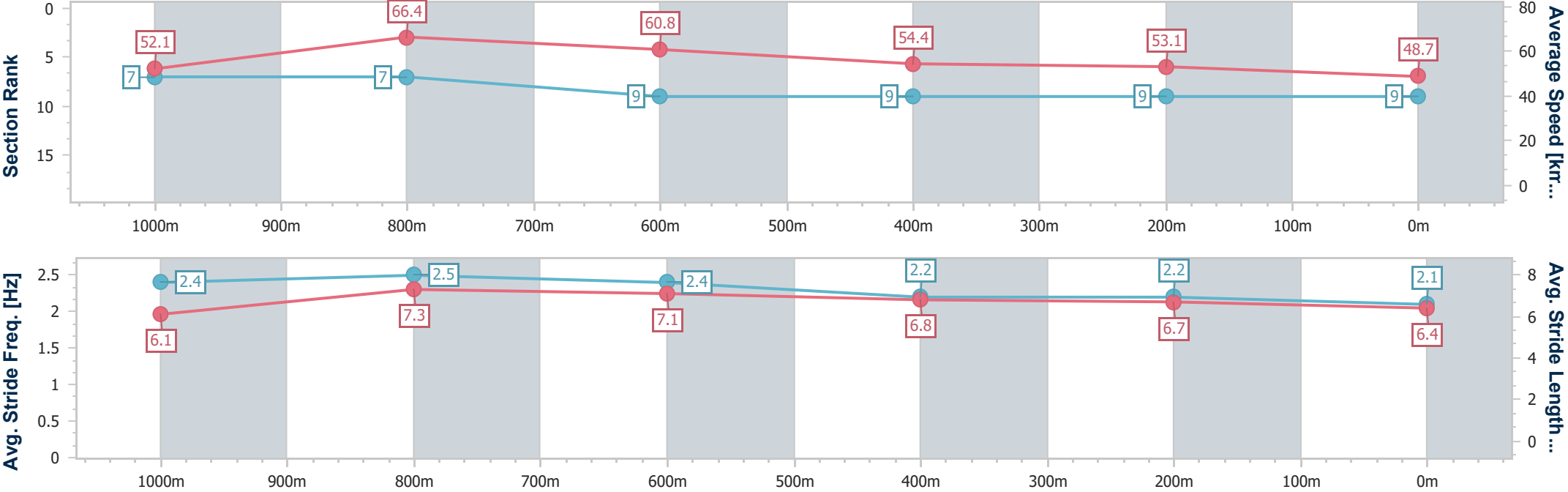


Doomben QLD Professional
Race 7: WORLD POOL ON 15 JUNE Colts, Geldings & Entires
Class 3 Plate (4YO only QTIS bonuses applicable) - 1200m
05 June 2024 - 16:04
Track Rating: Good 4, Weather: Fine, Rail Position: +7m Entire



BRISBANE
RACING CLUB

Section	Overall	1000m	800m	600m	400m	200m							
Section Times	1:18.41 [9] (0:13.84)	1:04.57 [7] (0:10.87)	0:53.70 [7] (0:12.13)	0:41.57 [9] (0:13.33)	0:28.24 [9] (0:13.43)	0:14.81 [9] (0:14.81)							
Average Speed [km/h]	52.1	66.4	60.8	54.4	53.1	48.7							
Top Speed [km/h]	67.2	67.8	64.0	58.0	54.8	51.7							
Avg. Dist. to Rail [m]	1.3	0.6	4.8	2.3	3.2	1.9							
Avg. Stride Freq. [Hz]	2.4	2.5	2.4	2.2	2.2	2.1							
Avg. Stride Length [m]	6.1	7.3	7.1	6.8	6.7	6.4							





Doomben QLD Professional

Race 8: BECOME A BRC MEMBER BENCHMARK 68 Handicap - 1350m

05 June 2024 - 16:35



BRISBANE
RACING CLUB

Track Rating: Good 4, Weather: Fine, Rail Position: +7m Entire

Section					Overall	1200m	1000m	800m	600m	400m	Last 600m			
Field Times					1:19.69 (0:10.65)	1:09.04 (0:10.76)	0:58.28 (0:11.46)	0:46.82 (0:11.83)	0:34.99 (0:11.45)	0:23.54 (0:11.33)	0:34.99			
Rank	TAB	Horse/Jockey	Barrier	Top Speed [km/h]	Fastest Section									Distance Travelled [m]
1	6	DENIED	6	69.8	0:10.65	1:19.69 [1]	1:09.04 [1]	0:58.28 [1]	0:46.82 [1]	0:34.99 [1]	0:23.54 [1]	0:34.99		
		Tahlia Fenlon		1200m	Overall	(0:10.65)	(0:10.76)	(0:11.46)	(0:11.83)	(0:11.45)	(0:11.33)			
2	1	CRANKY HARRY	1	67.8	0:10.80	1:19.70 [2]	1:08.63 [5]	0:57.83 [4]	0:46.21 [5]	0:34.36 [7]	0:23.05 [5]	0:34.36	-2	
		Jake Molloy		1200m	1200m	(0:11.07)	(0:10.80)	(0:11.62)	(0:11.85)	(0:11.31)	(0:11.31)			
3	7	DRIALLE	2	68.2	0:10.81	1:20.08 [3]	1:09.19 [3]	0:58.38 [3]	0:46.80 [3]	0:35.04 [3]	0:23.59 [4]	0:35.04	-1	
		Jag Guthmann-Chester		1200m	1200m	(0:10.89)	(0:10.81)	(0:11.58)	(0:11.76)	(0:11.45)	(0:11.35)			
4	8	AQUA ALTA	11	68.8	0:10.74	1:20.19 [4]	1:09.36 [2]	0:58.62 [2]	0:47.11 [2]	0:35.33 [2]	0:23.90 [2]	0:35.33	+0	
		Cejay Graham		1200m	1200m	(0:10.83)	(0:10.74)	(0:11.51)	(0:11.78)	(0:11.43)	(0:11.48)			
5	22	IRON GRACE	18	68.5	0:10.72	1:20.28 [5]	1:08.54 [9]	0:57.82 [9]	0:46.16 [9]	0:34.74 [8]	0:23.39 [8]	0:34.74	+3	
		Samantha Collett		1200m	1200m	(0:11.74)	(0:10.72)	(0:11.66)	(0:11.42)	(0:11.35)	(0:11.39)			
6	9	I AM GOOD AT THIS	5	67.7	0:10.81	1:20.29 [6]	1:08.96 [6]	0:58.15 [7]	0:46.62 [6]	0:34.97 [6]	0:23.57 [7]	0:34.97	+0	
		Robbie Dolan		1200m	1200m	(0:11.33)	(0:10.81)	(0:11.53)	(0:11.65)	(0:11.40)	(0:11.39)			
7	5	TANKER	3	66.7	0:10.88	1:20.31 [7]	1:09.29 [4]	0:58.41 [5]	0:46.85 [4]	0:35.21 [4]	0:23.83 [3]	0:35.21	+0	
		Boris Thornton		1200m	1200m	(0:11.02)	(0:10.88)	(0:11.56)	(0:11.64)	(0:11.38)	(0:11.52)			
8	14	SMOKIN' TOFF	17	68.4	0:10.69	1:20.65 [8]	1:09.01 [8]	0:58.32 [8]	0:46.81 [8]	0:35.11 [8]	0:23.75 [9]	0:35.11	+1	
		Emily Lang		1200m	1200m	(0:11.64)	(0:10.69)	(0:11.51)	(0:11.70)	(0:11.36)	(0:11.32)			
9	2	COLLAY'S SPIRIT	8	68.4	0:10.73	1:20.99 [9]	1:09.60 [7]	0:58.87 [6]	0:47.16 [7]	0:35.73 [5]	0:24.30 [6]	0:35.73	+2	
		Bailey Wheeler		1200m	1200m	(0:11.39)	(0:10.73)	(0:11.71)	(0:11.43)	(0:11.43)	(0:11.52)			

Scratched: Cunnamulla Fella (#21), Too Hard To Refuse (#3), Thankful Heart (#11), I Am Takingthelot (#13), Jovita (#10), Hulkamania (#24), Byron Eyes (#12), Menari Magic (#16), Scud (#19), Security Advisor



Doomben QLD Professional

Race 8: BECOME A BRC MEMBER BENCHMARK 68 Handicap - 1350m

05 June 2024 - 16:35



BRISBANE
RACING CLUB

Track Rating: Good 4, Weather: Fine, Rail Position: +7m Entire

Section Field Times				200m 0:12.21 (0:12.21)				Last 600m 0:34.99	
Rank	TAB	Horse/Jockey	Barrier	Top Speed [km/h]	Fastest Section	Margin		Distance Travelled [m]	
1	6	DENIED	6	69.8	0:10.65	0:12.21 [1]	1:19.69	0:34.99	
		Tahlia Fenlon		1200m	Overall	(0:12.21)			
2	1	CRANKY HARRY	1	67.8	0:10.80	0:11.74 [4]	0.07L	0:34.36	-2
		Jake Molloy		1200m	1200m	(0:11.74)			
3	7	DRIALLE	2	68.2	0:10.81	0:12.24 [3]	2.25L	0:35.04	-1
		Jag Guthmann-Chester		1200m	1200m	(0:12.24)			
4	8	AQUA ALTA	11	68.8	0:10.74	0:12.42 [2]	2.91L	0:35.33	+0
		Cejay Graham		1200m	1200m	(0:12.42)			
5	22	IRON GRACE	18	68.5	0:10.72	0:12.00 [9]	3.48L	0:34.74	+3
		Samantha Collett		1200m	1200m	(0:12.00)			
6	9	I AM GOOD AT THIS	5	67.7	0:10.81	0:12.18 [6]	3.54L	0:34.97	+0
		Robbie Dolan		1200m	1200m	(0:12.18)			
7	5	TANKER	3	66.7	0:10.88	0:12.31 [5]	3.66L	0:35.21	+0
		Boris Thornton		1200m	1200m	(0:12.31)			
8	14	SMOKIN' TOFF	17	68.4	0:10.69	0:12.43 [8]	5.61L	0:35.11	+1
		Emily Lang		1200m	1200m	(0:12.43)			
9	2	COLLAY'S SPIRIT	8	68.4	0:10.73	0:12.78 [7]	7.65L	0:35.73	+2
		Bailey Wheeler		1200m	1200m	(0:12.78)			

Scratched: Cunnamulla Fella (#21), Too Hard To Refuse (#3), Thankful Heart (#11), I Am Takingthelot (#13), Jovita (#10), Hulkamania (#24), Byron Eyes (#12), Menari Magic (#16), Scud (#19), Security Advisor



Horse/Jockey Name	Denied
Final Rank	1
Fastest Section Time (Section)	0:10.65 (Overall)
Top Speed [km/h] (Section)	69.8 (1200m)
Race State	Finished

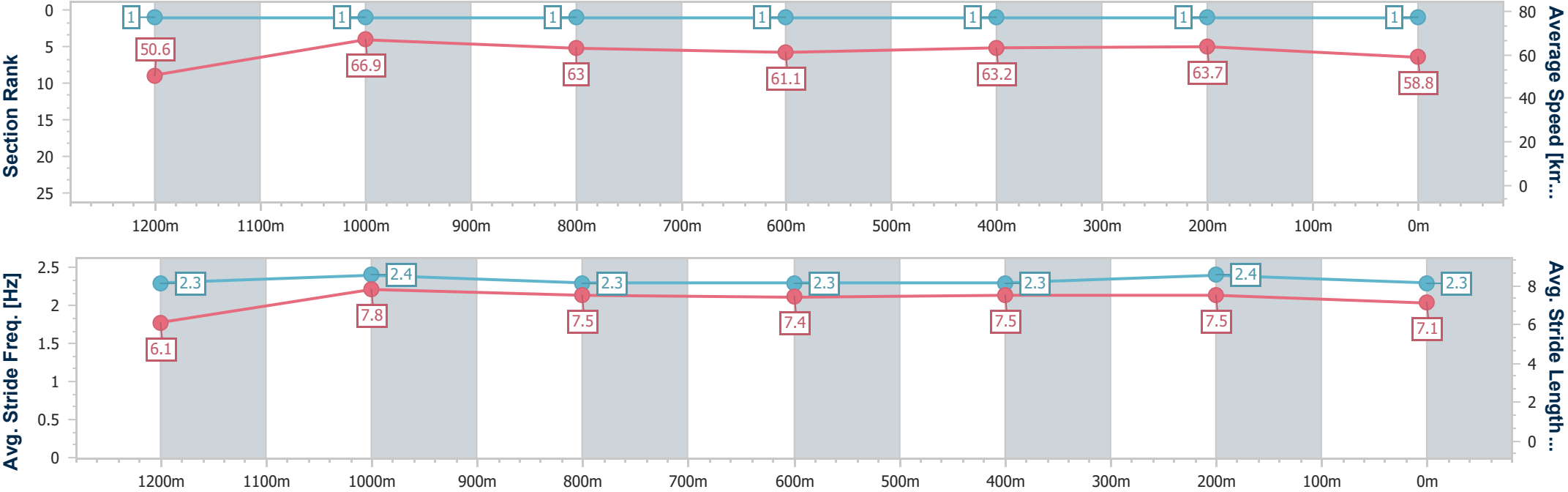


Doomben QLD Professional
Race 8: BECOME A BRC MEMBER BENCHMARK 68 Handicap - 1350m
05 June 2024 - 16:35
Track Rating: Good 4, Weather: Fine, Rail Position: +7m Entire



BRISBANE
RACING CLUB

Section	Overall	1200m	1000m	800m	600m	400m	200m						
Section Times	1:19.69 [1] (0:10.65)	1:09.04 [1] (0:10.76)	0:58.28 [1] (0:11.46)	0:46.82 [1] (0:11.83)	0:34.99 [1] (0:11.45)	0:23.54 [1] (0:11.33)	0:12.21 [1] (0:12.21)						
Average Speed [km/h]	50.6	66.9	63.0	61.1	63.2	63.7	58.8						
Top Speed [km/h]	68.0	69.8	65.5	63.1	64.1	64.2	63.0						
Avg. Dist. to Rail [m]	4.7	0.6	0.3	1.4	0.8	0.5	1.7						
Avg. Stride Freq. [Hz]	2.3	2.4	2.3	2.3	2.3	2.4	2.3						
Avg. Stride Length [m]	6.1	7.8	7.5	7.4	7.5	7.5	7.1						





Horse/Jockey Name	Cranky Harry
Final Rank	2
Fastest Section Time (Section)	0:10.80 (1200m)
Top Speed [km/h] (Section)	67.8 (1200m)
Race State	Finished

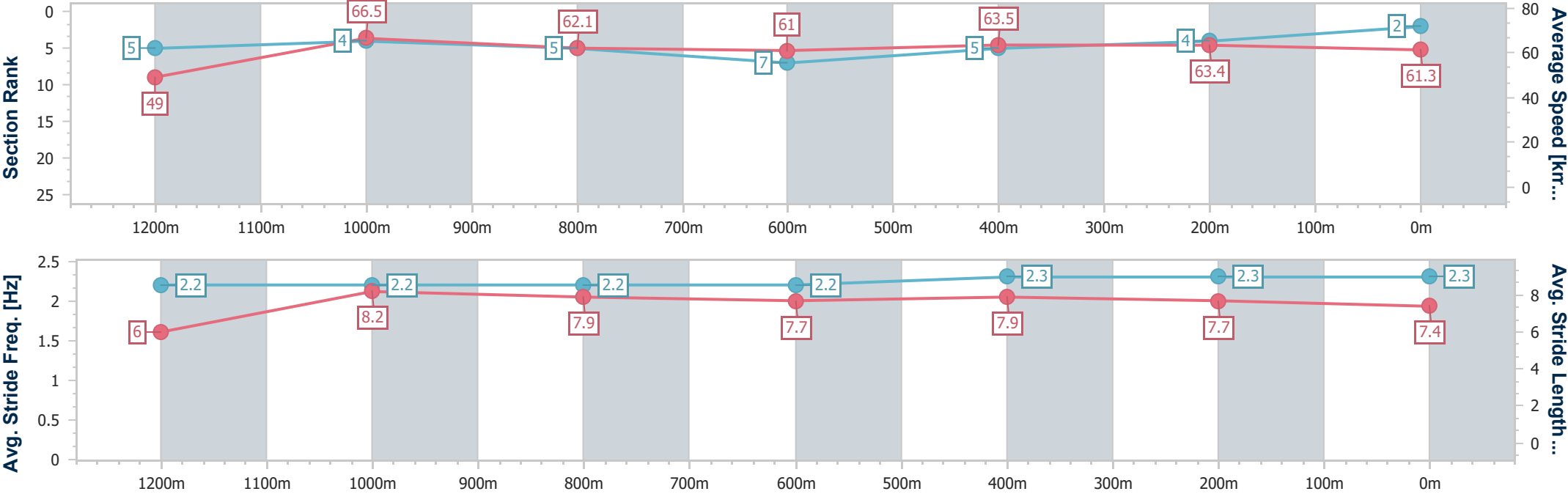


Doomben QLD Professional
Race 8: BECOME A BRC MEMBER BENCHMARK 68 Handicap - 1350m
05 June 2024 - 16:35
Track Rating: Good 4, Weather: Fine, Rail Position: +7m Entire



BRISBANE
RACING CLUB

Section	Overall	1200m	1000m	800m	600m	400m	200m						
Section Times	1:19.70 [2] (0:11.07)	1:08.63 [5] (0:10.80)	0:57.83 [4] (0:11.62)	0:46.21 [5] (0:11.85)	0:34.36 [7] (0:11.31)	0:23.05 [5] (0:11.31)	0:11.74 [4] (0:11.74)						
Average Speed [km/h]	49.0	66.5	62.1	61.0	63.5	63.4	61.3						
Top Speed [km/h]	66.8	67.8	64.7	62.4	64.6	64.2	64.2						
Avg. Dist. to Rail [m]	0.6	0.3	0.8	0.6	0.8	0.6	0.3						
Avg. Stride Freq. [Hz]	2.2	2.2	2.2	2.2	2.3	2.3	2.3						
Avg. Stride Length [m]	6.0	8.2	7.9	7.7	7.9	7.7	7.4						





Horse/Jockey Name	Drialle
Final Rank	3
Fastest Section Time (Section)	0:10.81 (1200m)
Top Speed [km/h] (Section)	68.2 (1200m)
Race State	Finished

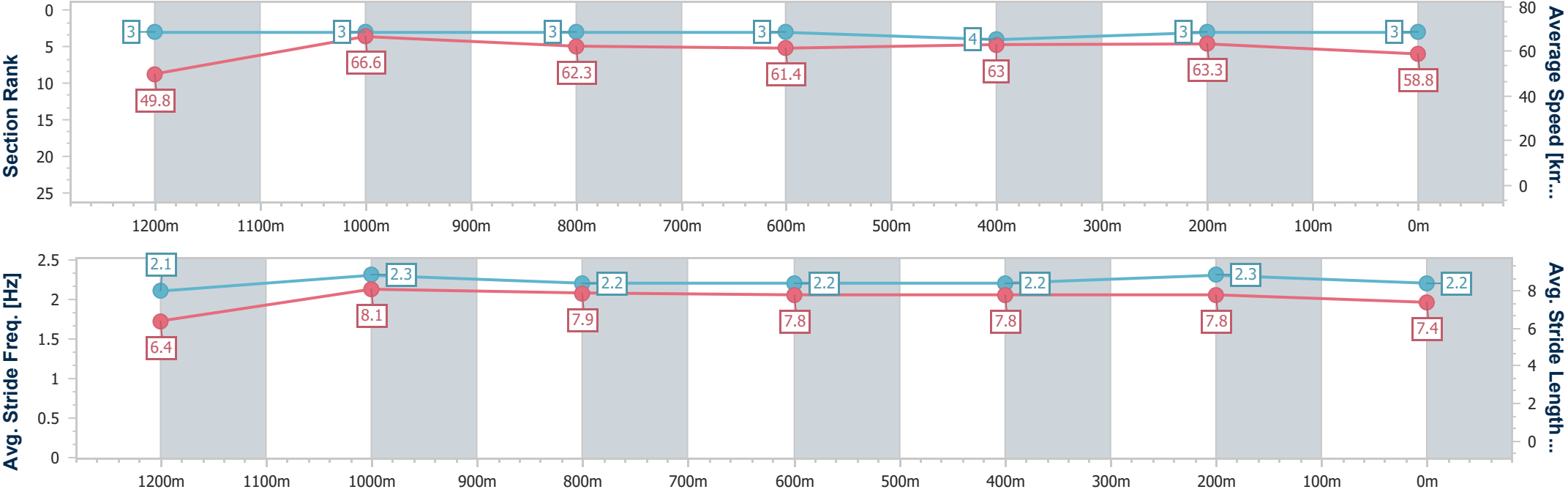


Doomben QLD Professional
Race 8: BECOME A BRC MEMBER BENCHMARK 68 Handicap - 1350m
05 June 2024 - 16:35
Track Rating: Good 4, Weather: Fine, Rail Position: +7m Entire



BRISBANE
RACING CLUB

Section	Overall	1200m	1000m	800m	600m	400m	200m						
Section Times	1:20.08 [3] (0:10.89)	1:09.19 [3] (0:10.81)	0:58.38 [3] (0:11.58)	0:46.80 [3] (0:11.76)	0:35.04 [3] (0:11.45)	0:23.59 [4] (0:11.35)	0:12.24 [3] (0:12.24)						
Average Speed [km/h]	49.8	66.6	62.3	61.4	63.0	63.3	58.8						
Top Speed [km/h]	68.1	68.2	65.6	63.1	64.3	64.6	62.9						
Avg. Dist. to Rail [m]	2.7	0.8	1.4	0.9	0.5	1.4	2.1						
Avg. Stride Freq. [Hz]	2.1	2.3	2.2	2.2	2.2	2.3	2.2						
Avg. Stride Length [m]	6.4	8.1	7.9	7.8	7.8	7.8	7.4						





Horse/Jockey Name	Aqua Alta
Final Rank	4
Fastest Section Time (Section)	0:10.74 (1200m)
Top Speed [km/h] (Section)	68.8 (1200m)
Race State	Finished

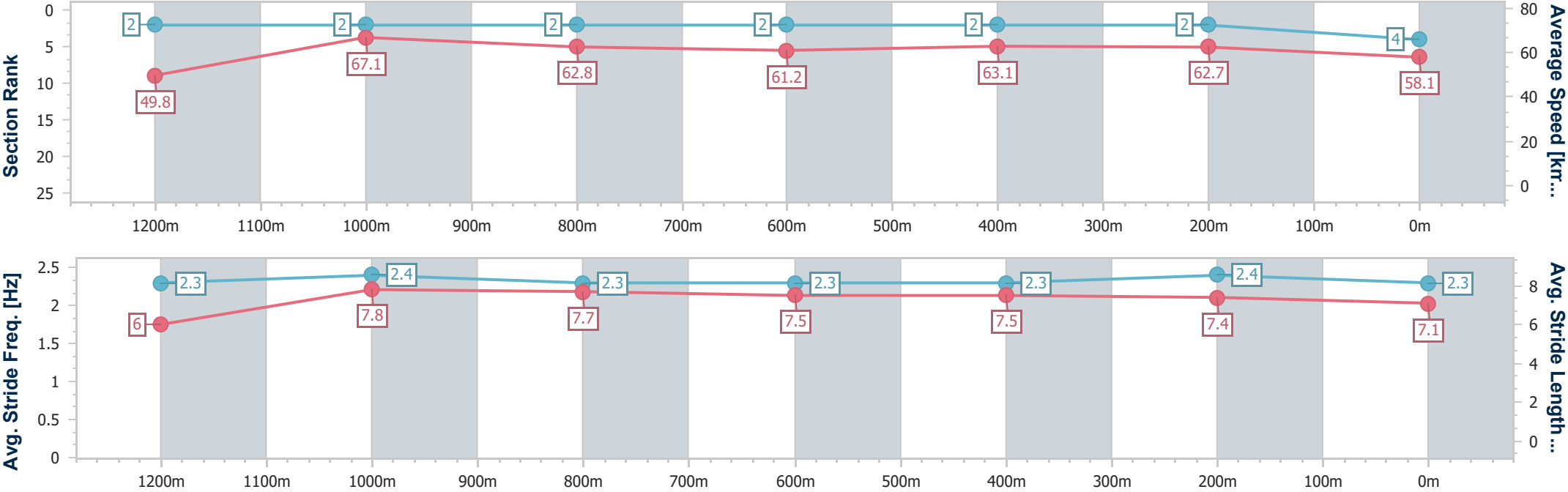


Doomben QLD Professional
Race 8: BECOME A BRC MEMBER BENCHMARK 68 Handicap - 1350m
05 June 2024 - 16:35
Track Rating: Good 4, Weather: Fine, Rail Position: +7m Entire



BRISBANE
RACING CLUB

Section	Overall	1200m	1000m	800m	600m	400m	200m						
Section Times	1:20.19 [4] (0:10.83)	1:09.36 [2] (0:10.74)	0:58.62 [2] (0:11.51)	0:47.11 [2] (0:11.78)	0:35.33 [2] (0:11.43)	0:23.90 [2] (0:11.48)	0:12.42 [2] (0:12.42)						
Average Speed [km/h]	49.8	67.1	62.8	61.2	63.1	62.7	58.1						
Top Speed [km/h]	67.3	68.8	65.2	63.7	64.5	63.8	61.2						
Avg. Dist. to Rail [m]	6.3	1.1	0.6	0.8	0.7	0.4	0.4						
Avg. Stride Freq. [Hz]	2.3	2.4	2.3	2.3	2.3	2.4	2.3						
Avg. Stride Length [m]	6.0	7.8	7.7	7.5	7.5	7.4	7.1						





Horse/Jockey Name	Iron Grace
Final Rank	5
Fastest Section Time (Section)	0:10.72 (1200m)
Top Speed [km/h] (Section)	68.5 (1200m)
Race State	Finished

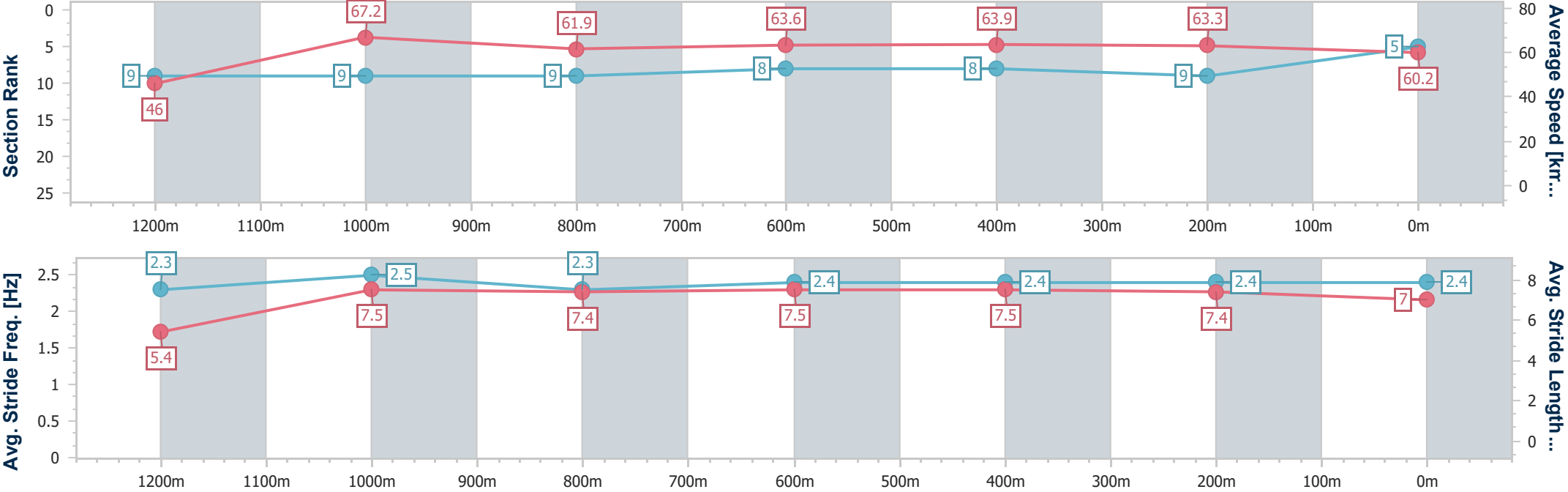


Doomben QLD Professional
Race 8: BECOME A BRC MEMBER BENCHMARK 68 Handicap - 1350m
05 June 2024 - 16:35
Track Rating: Good 4, Weather: Fine, Rail Position: +7m Entire



BRISBANE
RACING CLUB

Section	Overall	1200m	1000m	800m	600m	400m	200m						
Section Times	1:20.28 [5] (0:11.74)	1:08.54 [9] (0:10.72)	0:57.82 [9] (0:11.66)	0:46.16 [9] (0:11.42)	0:34.74 [8] (0:11.35)	0:23.39 [8] (0:11.39)	0:12.00 [9] (0:12.00)						
Average Speed [km/h]	46.0	67.2	61.9	63.6	63.9	63.3	60.2						
Top Speed [km/h]	63.6	68.5	66.8	64.8	64.7	64.2	62.7						
Avg. Dist. to Rail [m]	6.6	1.5	1.8	1.0	1.1	4.2	5.6						
Avg. Stride Freq. [Hz]	2.3	2.5	2.3	2.4	2.4	2.4	2.4						
Avg. Stride Length [m]	5.4	7.5	7.4	7.5	7.5	7.4	7.0						





Horse/Jockey Name	I Am Good At This
Final Rank	6
Fastest Section Time (Section)	0:10.81 (1200m)
Top Speed [km/h] (Section)	67.7 (1200m)
Race State	Finished

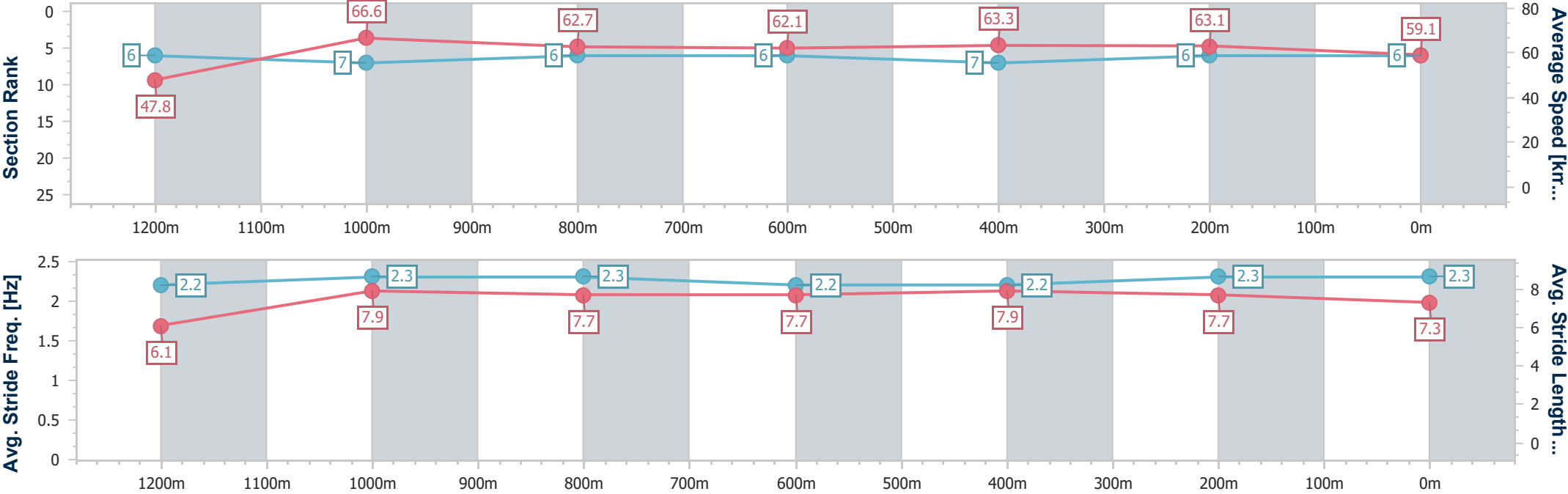


Doomben QLD Professional
Race 8: BECOME A BRC MEMBER BENCHMARK 68 Handicap - 1350m
05 June 2024 - 16:35
Track Rating: Good 4, Weather: Fine, Rail Position: +7m Entire



BRISBANE
RACING CLUB

Section	Overall	1200m	1000m	800m	600m	400m	200m						
Section Times	1:20.29 [6] (0:11.33)	1:08.96 [6] (0:10.81)	0:58.15 [7] (0:11.53)	0:46.62 [6] (0:11.65)	0:34.97 [6] (0:11.40)	0:23.57 [7] (0:11.39)	0:12.18 [6] (0:12.18)						
Average Speed [km/h]	47.8	66.6	62.7	62.1	63.3	63.1	59.1						
Top Speed [km/h]	65.3	67.7	65.4	63.4	63.7	64.3	61.7						
Avg. Dist. to Rail [m]	4.1	1.4	2.0	0.9	0.2	1.9	3.1						
Avg. Stride Freq. [Hz]	2.2	2.3	2.3	2.2	2.2	2.3	2.3						
Avg. Stride Length [m]	6.1	7.9	7.7	7.7	7.9	7.7	7.3						





Horse/Jockey Name	Tanker
Final Rank	7
Fastest Section Time (Section)	0:10.88 (1200m)
Top Speed [km/h] (Section)	66.7 (1200m)
Race State	Finished

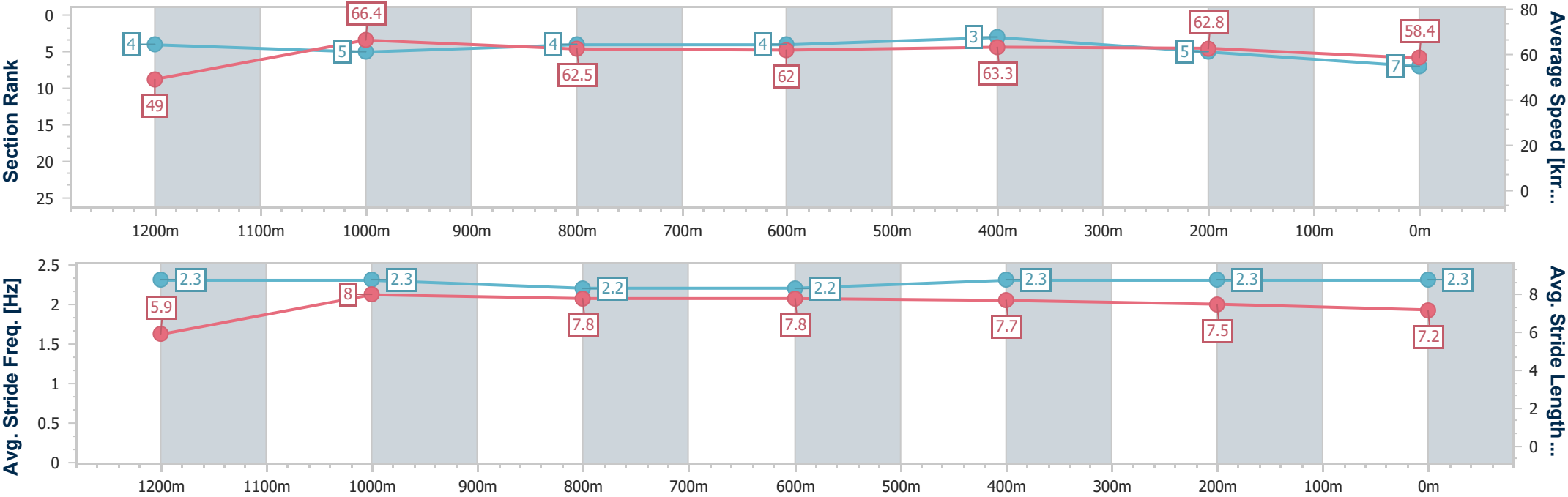


Doomben QLD Professional
Race 8: BECOME A BRC MEMBER BENCHMARK 68 Handicap - 1350m
05 June 2024 - 16:35
Track Rating: Good 4, Weather: Fine, Rail Position: +7m Entire



BRISBANE
RACING CLUB

Section	Overall	1200m	1000m	800m	600m	400m	200m						
Section Times	1:20.31 [7] (0:11.02)	1:09.29 [4] (0:10.88)	0:58.41 [5] (0:11.56)	0:46.85 [4] (0:11.64)	0:35.21 [4] (0:11.38)	0:23.83 [3] (0:11.52)	0:12.31 [5] (0:12.31)						
Average Speed [km/h]	49.0	66.4	62.5	62.0	63.3	62.8	58.4						
Top Speed [km/h]	66.4	66.7	65.5	63.7	64.0	63.9	61.4						
Avg. Dist. to Rail [m]	2.9	1.7	2.0	0.7	0.5	1.6	1.9						
Avg. Stride Freq. [Hz]	2.3	2.3	2.2	2.2	2.3	2.3	2.3						
Avg. Stride Length [m]	5.9	8.0	7.8	7.8	7.7	7.5	7.2						





Horse/Jockey Name	Smokin' Toff
Final Rank	8
Fastest Section Time (Section)	0:10.69 (1200m)
Top Speed [km/h] (Section)	68.4 (1200m)
Race State	Finished

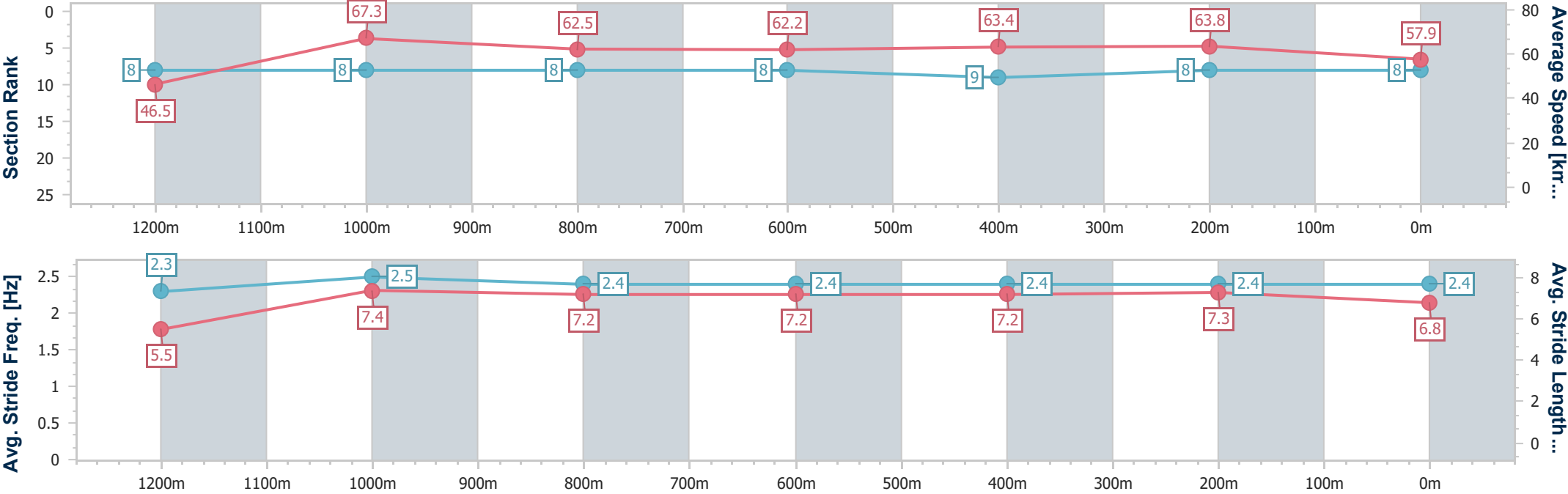


Doomben QLD Professional
Race 8: BECOME A BRC MEMBER BENCHMARK 68 Handicap - 1350m
05 June 2024 - 16:35
Track Rating: Good 4, Weather: Fine, Rail Position: +7m Entire



BRISBANE
RACING CLUB

Section	Overall	1200m	1000m	800m	600m	400m	200m						
Section Times	1:20.65 [8] (0:11.64)	1:09.01 [8] (0:10.69)	0:58.32 [8] (0:11.51)	0:46.81 [8] (0:11.70)	0:35.11 [8] (0:11.36)	0:23.75 [9] (0:11.32)	0:12.43 [8] (0:12.43)						
Average Speed [km/h]	46.5	67.3	62.5	62.2	63.4	63.8	57.9						
Top Speed [km/h]	63.9	68.4	68.2	63.1	64.4	64.5	61.5						
Avg. Dist. to Rail [m]	6.5	0.6	0.6	1.7	0.7	0.8	1.0						
Avg. Stride Freq. [Hz]	2.3	2.5	2.4	2.4	2.4	2.4	2.4						
Avg. Stride Length [m]	5.5	7.4	7.2	7.2	7.2	7.3	6.8						





Horse/Jockey Name	Collay's Spirit
Final Rank	9
Fastest Section Time (Section)	0:10.73 (1200m)
Top Speed [km/h] (Section)	68.4 (1200m)
Race State	Finished



Doomben QLD Professional
Race 8: BECOME A BRC MEMBER BENCHMARK 68 Handicap - 1350m
05 June 2024 - 16:35
Track Rating: Good 4, Weather: Fine, Rail Position: +7m Entire



BRISBANE
RACING CLUB

Section	Overall	1200m	1000m	800m	600m	400m	200m						
Section Times	1:20.99 [9] (0:11.39)	1:09.60 [7] (0:10.73)	0:58.87 [6] (0:11.71)	0:47.16 [7] (0:11.43)	0:35.73 [5] (0:11.43)	0:24.30 [6] (0:11.52)	0:12.78 [7] (0:12.78)						
Average Speed [km/h]	47.4	67.0	61.8	63.5	63.6	62.4	56.4						
Top Speed [km/h]	64.9	68.4	65.6	64.3	64.1	63.3	60.7						
Avg. Dist. to Rail [m]	5.4	1.8	2.0	2.0	1.0	2.3	3.9						
Avg. Stride Freq. [Hz]	2.3	2.4	2.4	2.4	2.4	2.4	2.3						
Avg. Stride Length [m]	5.8	7.5	7.3	7.3	7.3	7.2	6.8						

