



Toowoomba QLD Professional
Race 1: HARVEY NORMAN COMMERCIAL TOOWOOMBA QTIS Two-Year
-Old Maiden Handicap - 1000m
08 June 2024 - 16:03



Track Rating: Soft 5 , Weather: Fine, Rail Position: True

Section						Overall	800m	600m	400m	200m	Last 600m			
Field Times						1:01.31 (0:13.92)	0:47.39 (0:11.52)	0:35.87 (0:12.17)	0:23.70 (0:11.99)	0:11.71 (0:11.71)	0:35.87			
Rank	TAB	Horse/Jockey	Barrier	Top Speed [km/h]	Fastest Section							Margin	Distance Travelled [m]	
1	2	RIVER ROGUE	2	63.6	0:11.53	1:01.31 [1]	0:46.85 [4]	0:35.32 [5]	0:23.38 [5]	0:11.54 [3]	1:01.31	0:35.32		
		Madeleine Wishart		200m	800m	(0:14.46)	(0:11.53)	(0:11.94)	(0:11.84)	(0:11.54)				
2	6	CROATIAN QUEEN	6	65.6	0:11.65	1:01.35 [2]	0:47.43 [1]	0:35.78 [2]	0:23.68 [2]	0:11.75 [1]	0.2L	0:35.78 +7		
		Nozi Tomizawa		Overall	800m	(0:13.92)	(0:11.65)	(0:12.10)	(0:11.93)	(0:11.75)				
3	4	SIMILAR SITUATION	5	65.2	0:11.39	1:01.51 [3]	0:47.46 [2]	0:36.07 [1]	0:23.90 [1]	0:11.87 [2]	1L	0:36.07 +0		
		Georgina Cartwright		800m	800m	(0:14.05)	(0:11.39)	(0:12.17)	(0:12.03)	(0:11.87)				
4	5	SMALL DOSES	1	64.7	0:11.17	1:01.64 [4]	0:47.07 [5]	0:35.90 [4]	0:23.85 [3]	0:11.76 [4]	1.5L	0:35.90 -6		
		Karl Zechner		800m	800m	(0:14.57)	(0:11.17)	(0:12.05)	(0:12.09)	(0:11.76)				
5	7	ZOU ZOUTUKATUKIA	7	67.3	0:11.38	1:01.83 [5]	0:47.51 [3]	0:36.13 [3]	0:24.01 [4]	0:11.89 [5]	2.5L	0:36.13 +4		
		Montanna Savva		Overall	800m	(0:14.32)	(0:11.38)	(0:12.12)	(0:12.12)	(0:11.89)				
6	8	MISHANI VOLTAGE	3	63.4	0:11.57	1:01.98 [6]	0:47.35 [6]	0:35.78 [7]	0:23.82 [7]	0:11.77 [6]	3.3L	0:35.78 +1		
		Anthony Allen		800m	800m	(0:14.63)	(0:11.57)	(0:11.96)	(0:12.05)	(0:11.77)				
7	3	OK ONE MORE	4	65.1	0:11.48	1:02.70 [7]	0:48.02 [7]	0:36.54 [6]	0:24.64 [6]	0:12.32 [7]	7.3L	0:36.54 +7		
		Kenji Yoshida		800m	800m	(0:14.68)	(0:11.48)	(0:11.90)	(0:12.32)	(0:12.32)				

Scratched: Shows A Sign (#1)



Horse/Jockey Name	River Rogue
Final Rank	1
Fastest Section Time (Section)	0:11.53 (800m)
Top Speed [km/h] (Section)	63.6 (200m)
Race State	Finished



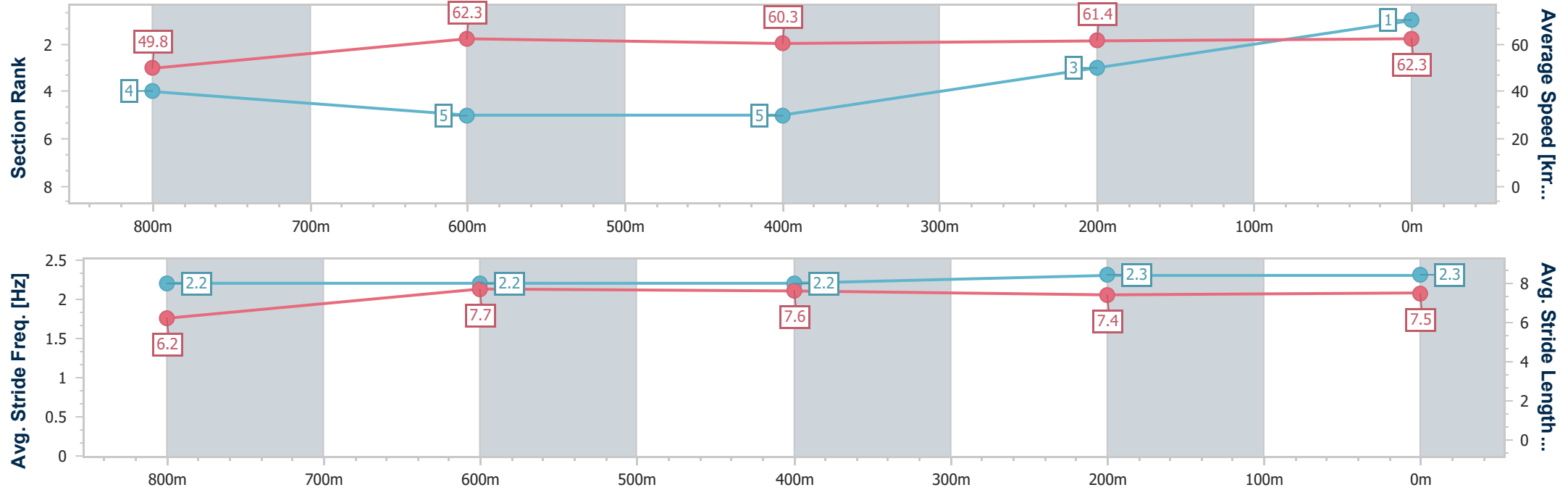
Toowoomba QLD Professional
Race 1: HARVEY NORMAN COMMERCIAL TOOWOOMBA QTIS
Two-Year-Old Maiden Handicap - 1000m



08 June 2024 - 16:03

Track Rating: Soft 5 , Weather: Fine, Rail Position: True

Section	Overall	800m	600m	400m	200m										
Section Times	1:01.31 [1] (0:14.46)	0:46.85 [4] (0:11.53)	0:35.32 [5] (0:11.94)	0:23.38 [5] (0:11.84)	0:11.54 [3] (0:11.54)										
Average Speed [km/h]	49.8	62.3	60.3	61.4	62.3										
Top Speed [km/h]	63.5	62.7	62.0	63.6	63.6										
Avg. Dist. to Rail [m]	1.2	0.7	0.4	2.6	3.0										
Avg. Stride Freq. [Hz]	2.2	2.2	2.2	2.3	2.3										
Avg. Stride Length [m]	6.2	7.7	7.6	7.4	7.5										



- [] Ranking at each section and finish
- .-.- No data available at this section
- NA No data available



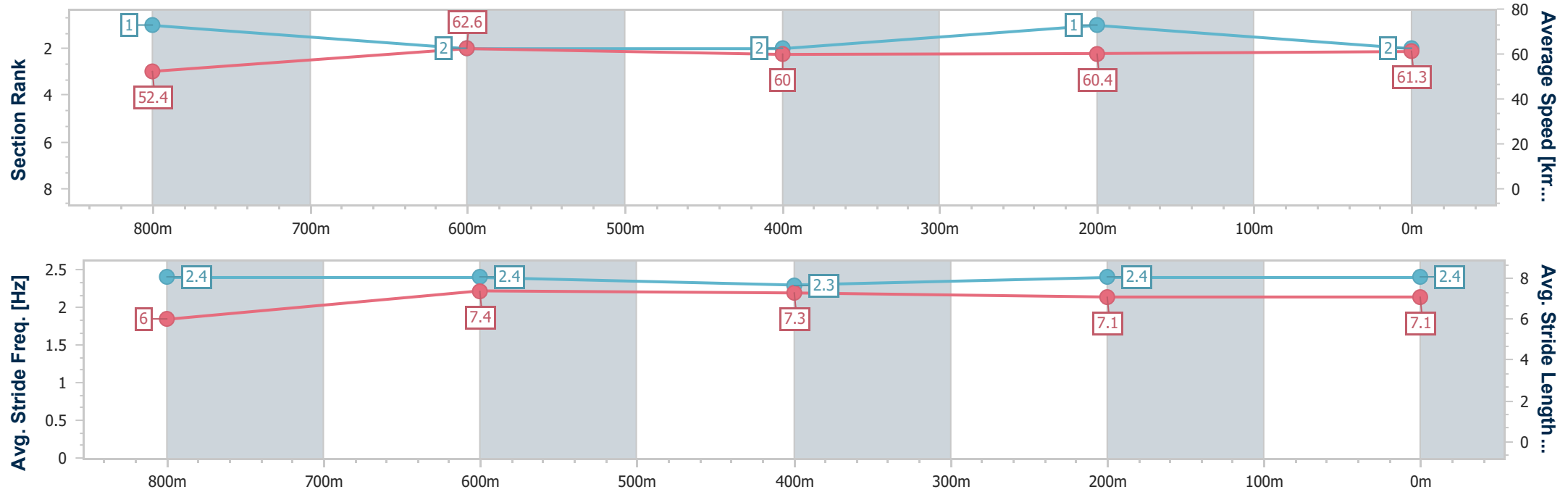
Horse/Jockey Name	Croatian Queen
Final Rank	2
Fastest Section Time (Section)	0:11.65 (800m)
Top Speed [km/h] (Section)	65.6 (Overall)
Race State	Finished



Toowoomba QLD Professional
Race 1: HARVEY NORMAN COMMERCIAL TOOWOOMBA QTIS
Two-Year-Old Maiden Handicap - 1000m
08 June 2024 - 16:03
Track Rating: Soft 5 , Weather: Fine, Rail Position: True



Section	Overall	800m	600m	400m	200m														
Section Times	1:01.35 [2] (0:13.92)	0:47.43 [1] (0:11.65)	0:35.78 [2] (0:12.10)	0:23.68 [2] (0:11.93)	0:11.75 [1] (0:11.75)														
Average Speed [km/h]	52.4	62.6	60.0	60.4	61.3														
Top Speed [km/h]	65.6	64.5	61.9	62.8	62.8														
Avg. Dist. to Rail [m]	8.3	2.9	1.4	0.9	0.7														
Avg. Stride Freq. [Hz]	2.4	2.4	2.3	2.4	2.4														
Avg. Stride Length [m]	6.0	7.4	7.3	7.1	7.1														





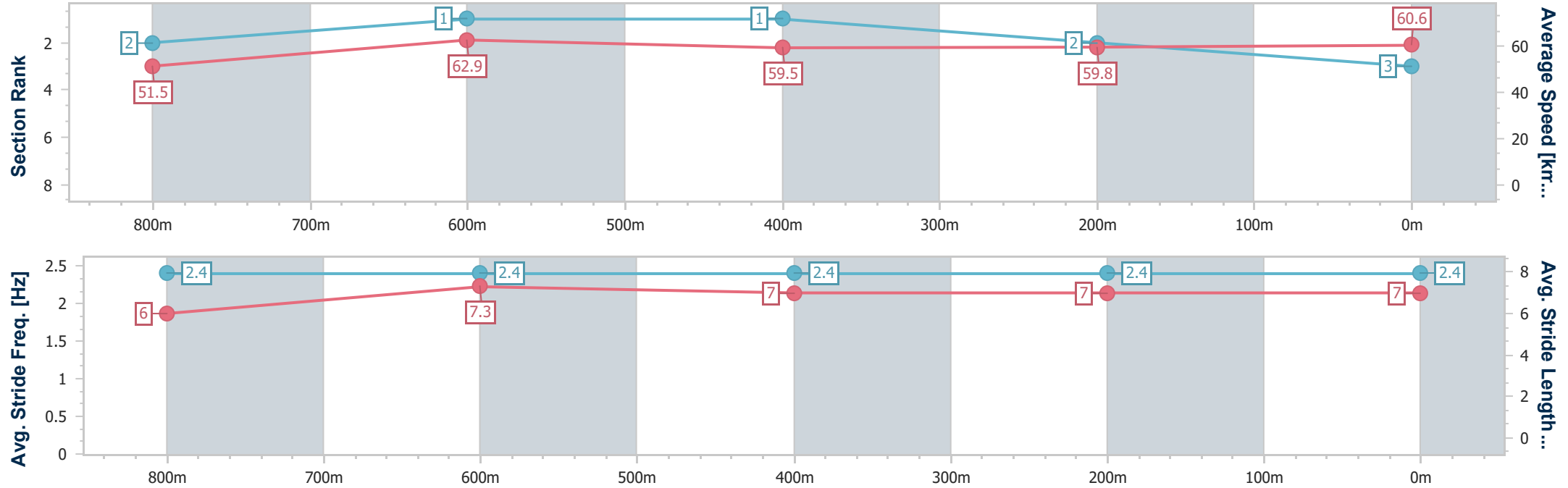
Horse/Jockey Name	Similar Situation
Final Rank	3
Fastest Section Time (Section)	0:11.39 (800m)
Top Speed [km/h] (Section)	65.2 (800m)
Race State	Finished



Toowoomba QLD Professional
Race 1: HARVEY NORMAN COMMERCIAL TOOWOOMBA QTIS
Two-Year-Old Maiden Handicap - 1000m
08 June 2024 - 16:03
Track Rating: Soft 5 , Weather: Fine, Rail Position: True



Section	Overall	800m	600m	400m	200m									
Section Times	1:01.51 [3] (0:14.05)	0:47.46 [2] (0:11.39)	0:36.07 [1] (0:12.17)	0:23.90 [1] (0:12.03)	0:11.87 [2] (0:11.87)									
Average Speed [km/h]	51.5	62.9	59.5	59.8	60.6									
Top Speed [km/h]	64.9	65.2	61.6	63.2	62.8									
Avg. Dist. to Rail [m]	3.3	0.6	0.6	0.6	1.6									
Avg. Stride Freq. [Hz]	2.4	2.4	2.4	2.4	2.4									
Avg. Stride Length [m]	6.0	7.3	7.0	7.0	7.0									





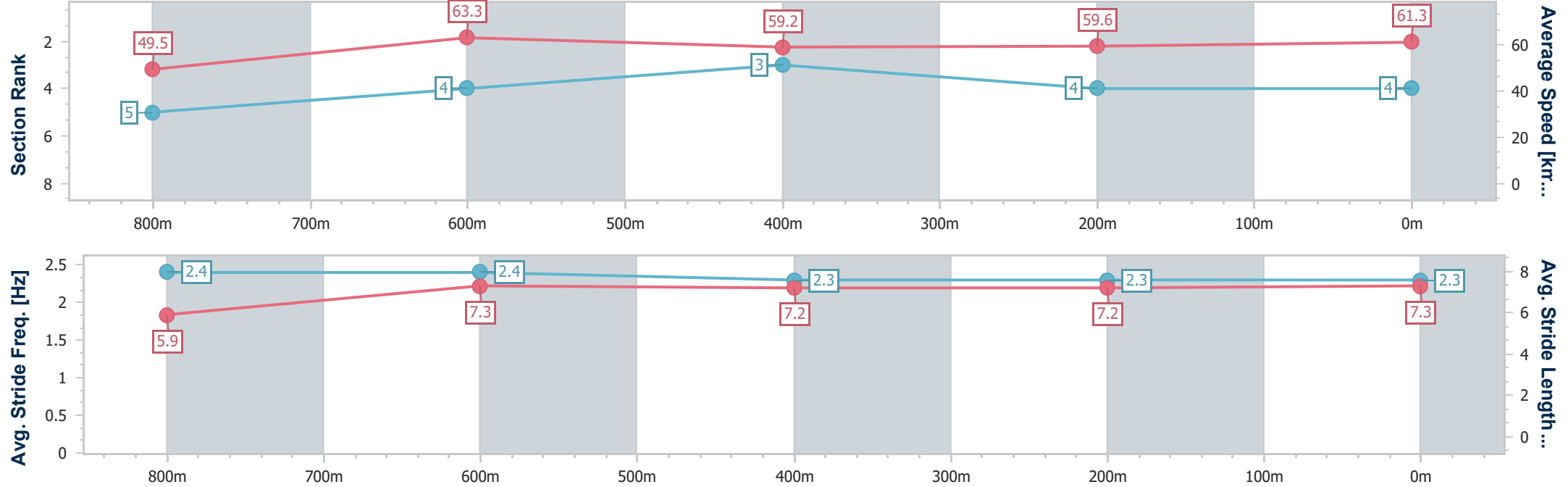
Horse/Jockey Name	Small Doses
Final Rank	4
Fastest Section Time (Section)	0:11.17 (800m)
Top Speed [km/h] (Section)	64.7 (800m)
Race State	Finished



Toowoomba QLD Professional
Race 1: HARVEY NORMAN COMMERCIAL TOOWOOMBA QTIS
Two-Year-Old Maiden Handicap - 1000m
08 June 2024 - 16:03
Track Rating: Soft 5 , Weather: Fine, Rail Position: True



Section	Overall	800m	600m	400m	200m														
Section Times	1:01.64 [4] (0:14.57)	0:47.07 [5] (0:11.17)	0:35.90 [4] (0:12.05)	0:23.85 [3] (0:12.09)	0:11.76 [4] (0:11.76)														
Average Speed [km/h]	49.5	63.3	59.2	59.6	61.3														
Top Speed [km/h]	64.6	64.7	61.4	61.1	62.3														
Avg. Dist. to Rail [m]	3.0	3.4	1.6	0.8	1.3														
Avg. Stride Freq. [Hz]	2.4	2.4	2.3	2.3	2.3														
Avg. Stride Length [m]	5.9	7.3	7.2	7.2	7.3														





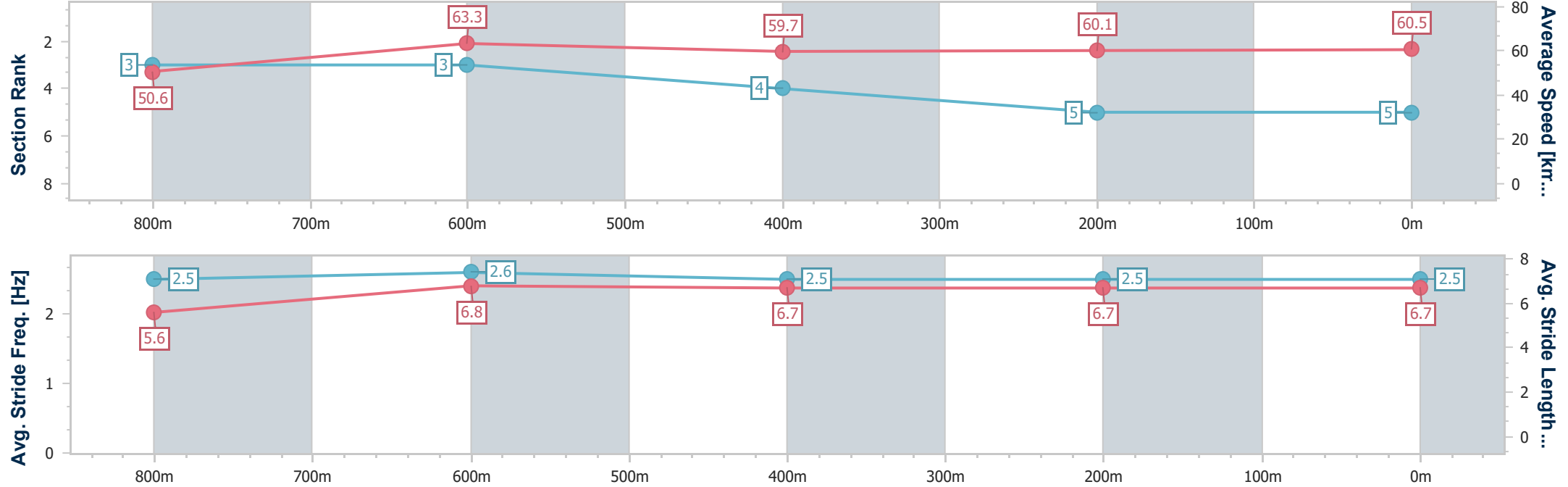
Horse/Jockey Name	Zou Zoutukatukia
Final Rank	5
Fastest Section Time (Section)	0:11.38 (800m)
Top Speed [km/h] (Section)	67.3 (Overall)
Race State	Finished



Toowoomba QLD Professional
Race 1: HARVEY NORMAN COMMERCIAL TOOWOOMBA QTIS
Two-Year-Old Maiden Handicap - 1000m
08 June 2024 - 16:03
Track Rating: Soft 5 , Weather: Fine, Rail Position: True



Section	Overall	800m	600m	400m	200m										
Section Times	1:01.83 [5] (0:14.32)	0:47.51 [3] (0:11.38)	0:36.13 [3] (0:12.12)	0:24.01 [4] (0:12.12)	0:11.89 [5] (0:11.89)										
Average Speed [km/h]	50.6	63.3	59.7	60.1	60.5										
Top Speed [km/h]	67.3	66.0	61.7	61.7	62.2										
Avg. Dist. to Rail [m]	5.9	0.8	1.3	3.3	3.0										
Avg. Stride Freq. [Hz]	2.5	2.6	2.5	2.5	2.5										
Avg. Stride Length [m]	5.6	6.8	6.7	6.7	6.7										





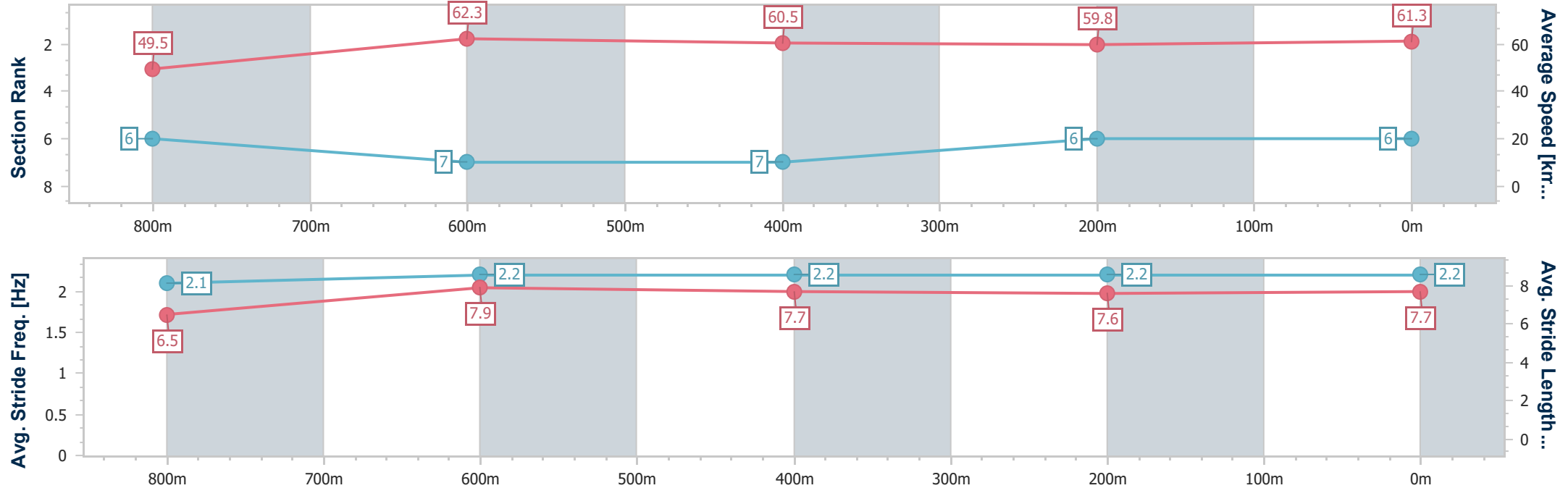
Horse/Jockey Name	Mishani Voltage
Final Rank	6
Fastest Section Time (Section)	0:11.57 (800m)
Top Speed [km/h] (Section)	63.4 (800m)
Race State	Finished



Toowoomba QLD Professional
Race 1: HARVEY NORMAN COMMERCIAL TOOWOOMBA QTIS
Two-Year-Old Maiden Handicap - 1000m
08 June 2024 - 16:03
Track Rating: Soft 5 , Weather: Fine, Rail Position: True



Section	Overall	800m	600m	400m	200m										
Section Times	1:01.98 [6] (0:14.63)	0:47.35 [6] (0:11.57)	0:35.78 [7] (0:11.96)	0:23.82 [7] (0:12.05)	0:11.77 [6] (0:11.77)										
Average Speed [km/h]	49.5	62.3	60.5	59.8	61.3										
Top Speed [km/h]	62.7	63.4	62.7	60.9	62.2										
Avg. Dist. to Rail [m]	2.2	0.7	0.8	0.4	0.5										
Avg. Stride Freq. [Hz]	2.1	2.2	2.2	2.2	2.2										
Avg. Stride Length [m]	6.5	7.9	7.7	7.6	7.7										



[] Ranking at each section and finish
- - - - - No data available at this section
NA No data available



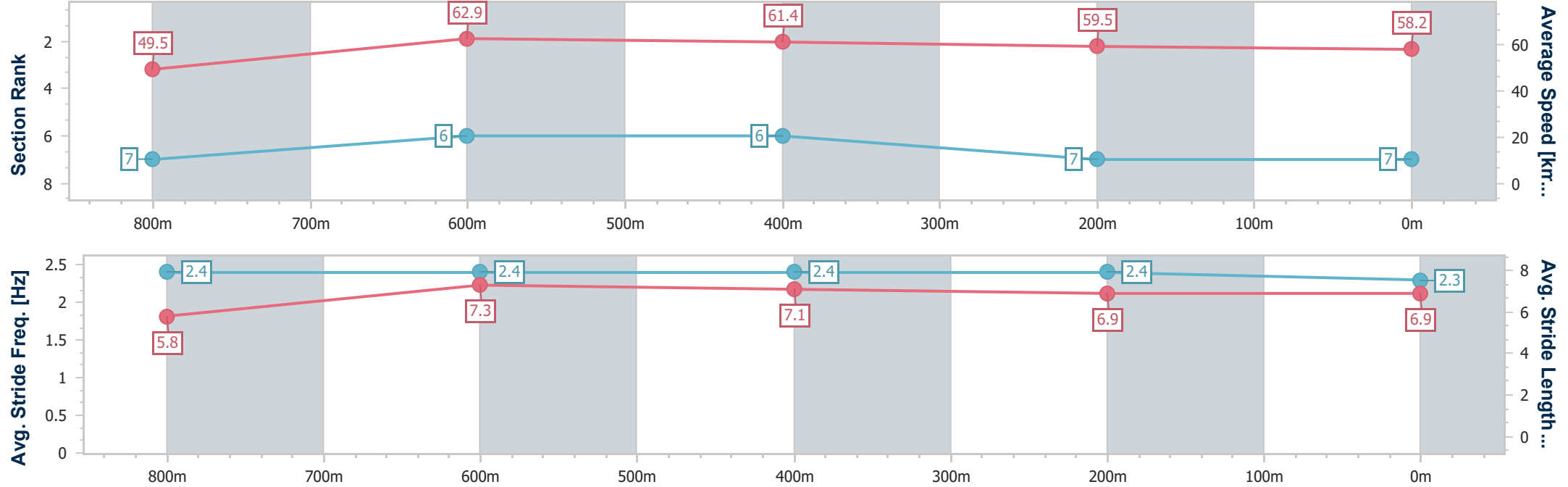
Horse/Jockey Name	Ok One More
Final Rank	7
Fastest Section Time (Section)	0:11.48 (800m)
Top Speed [km/h] (Section)	65.1 (800m)
Race State	Finished



Toowoomba QLD Professional
Race 1: HARVEY NORMAN COMMERCIAL TOOWOOMBA QTIS
Two-Year-Old Maiden Handicap - 1000m
08 June 2024 - 16:03
Track Rating: Soft 5 , Weather: Fine, Rail Position: True



Section	Overall	800m	600m	400m	200m										
Section Times	1:02.70 [7] (0:14.68)	0:48.02 [7] (0:11.48)	0:36.54 [6] (0:11.90)	0:24.64 [6] (0:12.32)	0:12.32 [7] (0:12.32)										
Average Speed [km/h]	49.5	62.9	61.4	59.5	58.2										
Top Speed [km/h]	64.5	65.1	63.2	60.5	59.6										
Avg. Dist. to Rail [m]	3.9	1.7	2.6	4.2	2.8										
Avg. Stride Freq. [Hz]	2.4	2.4	2.4	2.4	2.3										
Avg. Stride Length [m]	5.8	7.3	7.1	6.9	6.9										





Toowoomba QLD Professional
Race 2: CARPET ONE TOOWOOMBA Class 1 Handicap - 1625m
08 June 2024 - 16:39



Track Rating: Good 4, Weather: Fine, Rail Position: True

Section						Overall	1400m	1200m	1000m	800m	600m	400m	Last 600m		
Field Times						1:40.26 (0:14.63)	1:25.63 (0:11.40)	1:14.23 (0:12.30)	1:01.93 (0:12.64)	0:49.29 (0:12.70)	0:36.59 (0:12.25)	0:24.34 (0:12.08)	0:36.59		
Rank	TAB	Horse/Jockey	Barrier	Top Speed [km/h]	Fastest Section										Distance Travelled [m]
1	4	POWER PACK	5	67.2	0:11.37	1:40.26 [1]	1:25.06 [6]	1:13.69 [5]	1:01.65 [4]	0:49.04 [4]	0:36.42 [3]	0:24.34 [1]	0:36.42		
		Stacey Callow		1400m	1400m	(0:15.20)	(0:11.37)	(0:12.04)	(0:12.61)	(0:12.62)	(0:12.08)	(0:12.13)			
2	1	TOKYO BANDIT	2	66.2	0:11.21	1:40.27 [2]	1:24.77 [8]	1:13.56 [7]	1:01.32 [8]	0:48.67 [8]	0:35.95 [8]	0:23.73 [6]	0:35.95	-8	
		Les Tilley		1400m	1400m	(0:15.50)	(0:11.21)	(0:12.24)	(0:12.65)	(0:12.72)	(0:12.22)	(0:11.91)			
3	2	CAPE CRUSADER	6	68.3	0:11.37	1:40.28 [3]	1:25.37 [3]	1:14.00 [3]	1:01.76 [3]	0:49.13 [3]	0:36.38 [4]	0:24.13 [4]	0:36.38	-6	
		Alisha Donald		Overall	1400m	(0:14.91)	(0:11.37)	(0:12.24)	(0:12.63)	(0:12.75)	(0:12.25)	(0:11.85)			
4	5	MORDECAI	13	65.8	0:11.18	1:40.32 [4]	1:24.37 [12]	1:13.19 [11]	1:01.65 [5]	0:49.00 [5]	0:36.28 [5]	0:24.09 [5]	0:36.28	+4	
		Anthony Allen		1400m	1400m	(0:15.95)	(0:11.18)	(0:11.54)	(0:12.65)	(0:12.72)	(0:12.19)	(0:12.06)			
5	14	WHISTLIN' RULER	10	69.2	0:11.40	1:40.68 [5]	1:26.05 [1]	1:14.65 [1]	1:02.35 [1]	0:49.71 [1]	0:37.01 [1]	0:24.71 [2]	0:37.01	-12	
		Madeleine Wishart		Overall	1400m	(0:14.63)	(0:11.40)	(0:12.30)	(0:12.64)	(0:12.70)	(0:12.30)	(0:12.18)			
6	3	NO BETTER TIME	7	66.9	0:11.34	1:40.99 [6]	1:26.18 [2]	1:14.84 [2]	1:02.60 [2]	0:49.96 [2]	0:37.26 [2]	0:24.96 [3]	0:37.26	-3	
		Dylan Bennett		Overall	1400m	(0:14.81)	(0:11.34)	(0:12.24)	(0:12.64)	(0:12.70)	(0:12.30)	(0:12.36)			
7	6	CYGNET RIVER	8	65.0	0:11.35	1:41.21 [7]	1:25.44 [10]	1:14.09 [10]	1:02.10 [10]	0:49.34 [11]	0:36.79 [9]	0:24.56 [8]	0:36.79	-4	
		Luke Tarrant		Overall	1400m	(0:15.77)	(0:11.35)	(0:11.99)	(0:12.76)	(0:12.55)	(0:12.23)	(0:12.29)			
8	9	SUPER FAIR	9	67.5	0:11.43	1:41.29 [8]	1:26.20 [5]	1:14.77 [4]	1:02.50 [6]	0:49.94 [6]	0:37.21 [6]	0:24.67 [7]	0:37.21	-5	
		Wayne O'Connell		Overall	1400m	(0:15.09)	(0:11.43)	(0:12.27)	(0:12.56)	(0:12.73)	(0:12.54)	(0:12.14)			
9	7	MAKE HASTE	3	66.7	0:11.39	1:41.32 [9]	1:25.73 [9]	1:14.34 [9]	1:02.11 [11]	0:49.50 [10]	0:36.73 [11]	0:24.35 [10]	0:36.73	-5	
		Georgina Cartwright		Overall	1400m	(0:15.59)	(0:11.39)	(0:12.23)	(0:12.61)	(0:12.77)	(0:12.38)	(0:12.11)			
10	12	ANOTHER DAZZLER	1	66.2	0:11.50	1:41.70 [10]	1:26.38 [7]	1:14.88 [8]	1:02.64 [9]	0:49.97 [9]	0:37.22 [10]	0:24.73 [10]	0:37.22	-8	
		Kenji Yoshida		Overall	1400m	(0:15.32)	(0:11.50)	(0:12.24)	(0:12.67)	(0:12.75)	(0:12.49)	(0:12.49)			

Scratched: Planned Encounter (#10), Sir Zino (#11)

Report Created: Sat 8 June 2024 17:01 GMT+10 (Note: Timing is based on position data)

Page 1/16

[] Ranking at each section and finish
-:-:- No data available at this section
NA No data available

SCN Saddle cloth number
DNF Did not finish
DNT Did not track

data processed by TRIPLESDATA



Toowoomba QLD Professional
Race 2: CARPET ONE TOOWOOMBA Class 1 Handicap - 1625m
08 June 2024 - 16:39



Track Rating: Good 4, Weather: Fine, Rail Position: True

Section						Overall	1400m	1200m	1000m	800m	600m	400m	Last 600m	
Field Times						1:40.26 (0:14.63)	1:25.63 (0:11.40)	1:14.23 (0:12.30)	1:01.93 (0:12.64)	0:49.29 (0:12.70)	0:36.59 (0:12.25)	0:24.34 (0:12.08)	0:36.59	
Rank	TAB	Horse/Jockey	Barrier	Top Speed [km/h]	Fastest Section									Distance Travelled [m]
11	8	UNTAMED SPIRIT	4	66.9	0:11.56	1:42.95 [11]	1:27.92 [4]	1:16.36 [6]	1:04.11 [7]	0:51.44 [7]	0:38.75 [7]	0:26.20 [9]	0:38.75	-8
		Jake Molloy		1400m	1400m	(0:15.03)	(0:11.56)	(0:12.25)	(0:12.67)	(0:12.69)	(0:12.55)	(0:12.77)		
12	13	BUTTERFLY WINGS	12	64.6	0:11.50	1:43.13 [12]	1:27.18 [11]	1:15.68 [12]	1:03.58 [12]	0:50.74 [12]	0:38.16 [12]	0:25.51 [12]	0:38.16	-6
		Nozi Tomizawa		Overall	1400m	(0:15.95)	(0:11.50)	(0:12.10)	(0:12.84)	(0:12.58)	(0:12.65)	(0:12.58)		

Scratched: Planned Encounter (#10), Sir Zino (#11)



Toowoomba QLD Professional
Race 2: CARPET ONE TOOWOOMBA Class 1 Handicap - 1625m
08 June 2024 - 16:39



Track Rating: Good 4, Weather: Fine, Rail Position: True

Section Field Times				200m 0:12.26 (0:12.26)		Last 600m 0:36.59			
Rank	TAB	Horse/Jockey	Barrier	Top Speed [km/h]	Fastest Section	Margin			Distance Travelled [m]
1	4	POWER PACK	5	67.2	0:11.37	0:12.21 [2]	1:40.26		0:36.42
		Stacey Callow		1400m	1400m	(0:12.21)			
2	1	TOKYO BANDIT	2	66.2	0:11.21	0:11.82 [6]	0.1L		0:35.95
		Les Tilley		1400m	1400m	(0:11.82)			-8
3	2	CAPE CRUSADER	6	68.3	0:11.37	0:12.28 [1]	0.2L		0:36.38
		Alisha Donald		Overall	1400m	(0:12.28)			-6
4	5	MORDECAI	13	65.8	0:11.18	0:12.03 [4]	0.4L		0:36.28
		Anthony Allen		1400m	1400m	(0:12.03)			+4
5	14	WHISTLIN' RULER	10	69.2	0:11.40	0:12.53 [3]	2.4L		0:37.01
		Madeleine Wishart		Overall	1400m	(0:12.53)			-12
6	3	NO BETTER TIME	7	66.9	0:11.34	0:12.60 [5]	4.2L		0:37.26
		Dylan Bennett		Overall	1400m	(0:12.60)			-3
7	6	CYGNET RIVER	8	65.0	0:11.35	0:12.27 [8]	5.5L		0:36.79
		Luke Tarrant		Overall	1400m	(0:12.27)			-4
8	9	SUPER FAIR	9	67.5	0:11.43	0:12.53 [7]	5.9L		0:37.21
		Wayne O'Connell		Overall	1400m	(0:12.53)			-5
9	7	MAKE HASTE	3	66.7	0:11.39	0:12.24 [9]	6.1L		0:36.73
		Georgina Cartwright		Overall	1400m	(0:12.24)			-5
10	12	ANOTHER DAZZLER	1	66.2	0:11.50	0:12.24 [10]	8.4L		0:37.22
		Kenji Yoshida		Overall	1400m	(0:12.24)			-8

Scratched: Planned Encounter (#10), Sir Zino (#11)

Report Created: Sat 8 June 2024 17:01 GMT+10 (Note: Timing is based on position data)

Page 3/16

[] Ranking at each section and finish
-:-:- No data available at this section
NA No data available

SCN Saddle cloth number
DNF Did not finish
DNT Did not track

data processed by  TRIPLESDATA



Toowoomba QLD Professional
Race 2: CARPET ONE TOOWOOMBA Class 1 Handicap - 1625m

08 June 2024 - 16:39



Track Rating: Good 4, Weather: Fine, Rail Position: True

Section						200m		Last 600m	
Field Times						0:12.26 (0:12.26)		0:36.59	
Rank	TAB	Horse/Jockey	Barrier	Top Speed [km/h]	Fastest Section	Margin		Distance Travelled [m]	
11	8	UNTAMED SPIRIT	4	66.9	0:11.56	0:13.43 [11]	15.7L	0:38.75	-8
		Jake Molloy		1400m	1400m	(0:13.43)			
12	13	BUTTERFLY WINGS	12	64.6	0:11.50	0:12.93 [12]	16.7L	0:38.16	-6
		Nozi Tomizawa		Overall	1400m	(0:12.93)			

Scratched: Planned Encounter (#10), Sir Zino (#11)



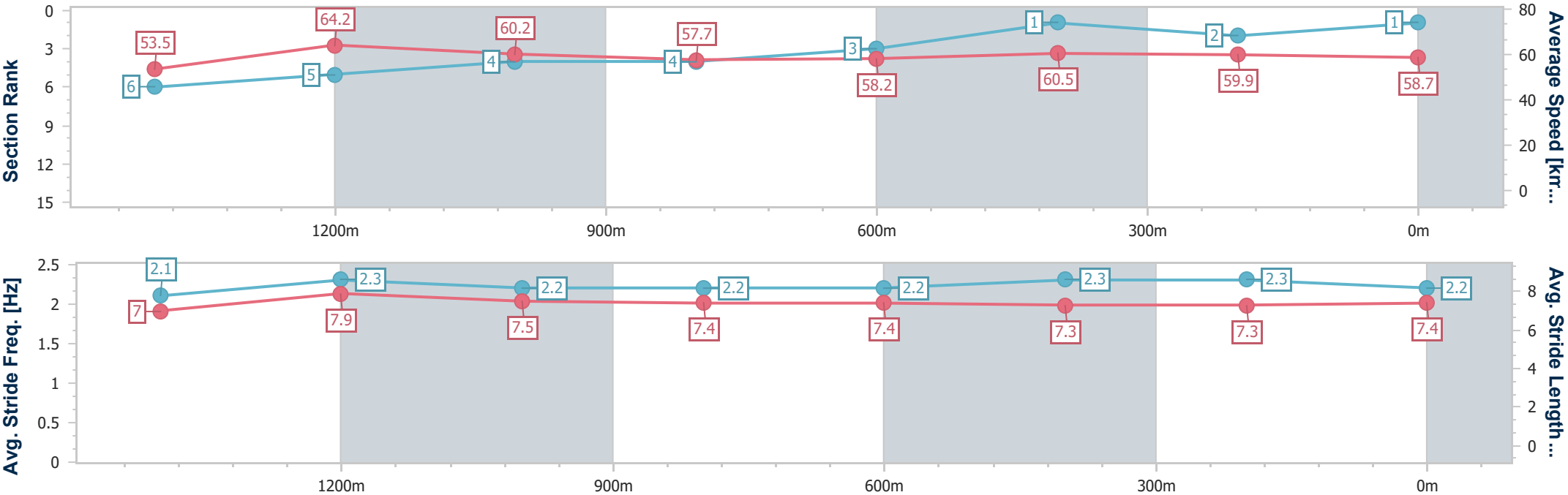
Horse/Jockey Name	Power Pack
Final Rank	1
Fastest Section Time (Section)	0:11.37 (1400m)
Top Speed [km/h] (Section)	67.2 (1400m)
Race State	Finished



Toowoomba QLD Professional
Race 2: CARPET ONE TOOWOOMBA Class 1 Handicap - 1625m
08 June 2024 - 16:39
Track Rating: Good 4, Weather: Fine, Rail Position: True



Section	Overall	1400m	1200m	1000m	800m	600m	400m	200m					
Section Times	1:40.26 [1] (0:15.20)	1:25.06 [6] (0:11.37)	1:13.69 [5] (0:12.04)	1:01.65 [4] (0:12.61)	0:49.04 [4] (0:12.62)	0:36.42 [3] (0:12.08)	0:24.34 [1] (0:12.13)	0:12.21 [2] (0:12.21)					
Average Speed [km/h]	53.5	64.2	60.2	57.7	58.2	60.5	59.9	58.7					
Top Speed [km/h]	67.1	67.2	61.9	59.3	60.7	61.1	60.6	60.6					
Avg. Dist. to Rail [m]	3.3	2.7	4.6	3.6	4.6	3.7	1.8	3.3					
Avg. Stride Freq. [Hz]	2.1	2.3	2.2	2.2	2.2	2.3	2.3	2.2					
Avg. Stride Length [m]	7.0	7.9	7.5	7.4	7.4	7.3	7.3	7.4					





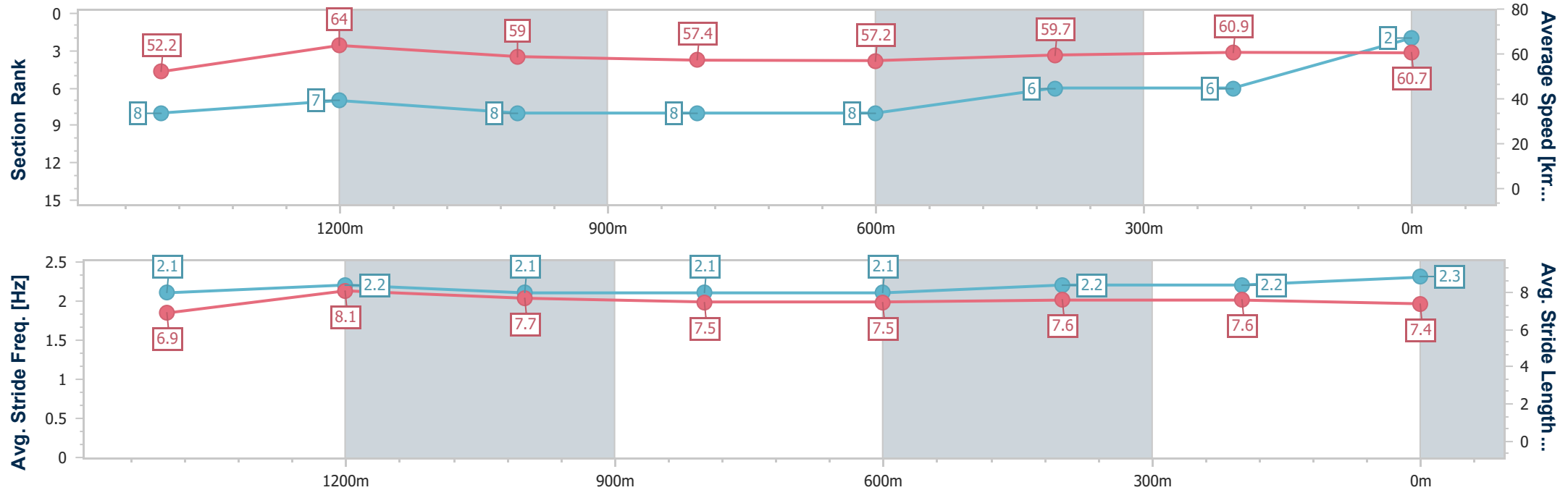
Horse/Jockey Name	Tokyo Bandit
Final Rank	2
Fastest Section Time (Section)	0:11.21 (1400m)
Top Speed [km/h] (Section)	66.2 (1400m)
Race State	Finished



Toowoomba QLD Professional
Race 2: CARPET ONE TOOWOOMBA Class 1 Handicap - 1625m
08 June 2024 - 16:39
Track Rating: Good 4, Weather: Fine, Rail Position: True



Section	Overall	1400m	1200m	1000m	800m	600m	400m	200m					
Section Times	1:40.27 [2] (0:15.50)	1:24.77 [8] (0:11.21)	1:13.56 [7] (0:12.24)	1:01.32 [8] (0:12.65)	0:48.67 [8] (0:12.72)	0:35.95 [8] (0:12.22)	0:23.73 [6] (0:11.91)	0:11.82 [6] (0:11.82)					
Average Speed [km/h]	52.2	64.0	59.0	57.4	57.2	59.7	60.9	60.7					
Top Speed [km/h]	65.5	66.2	61.8	58.6	58.5	61.2	62.4	62.6					
Avg. Dist. to Rail [m]	2.3	1.0	2.0	2.8	2.8	2.1	1.9	1.8					
Avg. Stride Freq. [Hz]	2.1	2.2	2.1	2.1	2.1	2.2	2.2	2.3					
Avg. Stride Length [m]	6.9	8.1	7.7	7.5	7.5	7.6	7.6	7.4					





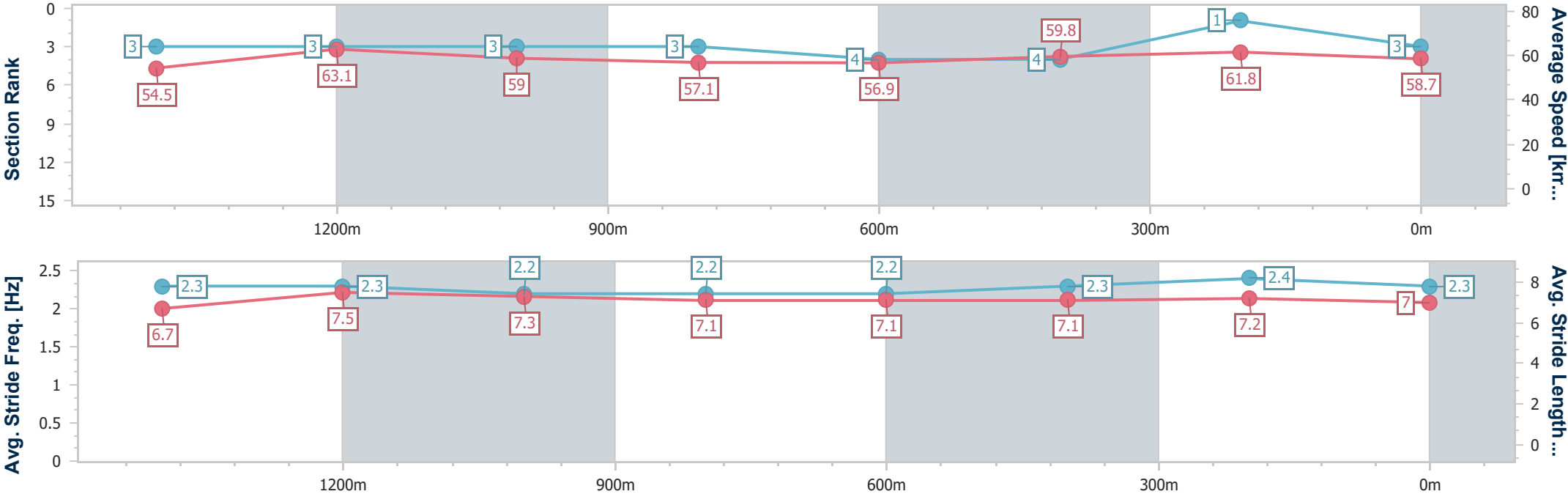
Horse/Jockey Name	Cape Crusader
Final Rank	3
Fastest Section Time (Section)	0:11.37 (1400m)
Top Speed [km/h] (Section)	68.3 (Overall)
Race State	Finished



Toowoomba QLD Professional
Race 2: CARPET ONE TOOWOOMBA Class 1 Handicap - 1625m
08 June 2024 - 16:39
Track Rating: Good 4, Weather: Fine, Rail Position: True



Section	Overall	1400m	1200m	1000m	800m	600m	400m	200m					
Section Times	1:40.28 [3] (0:14.91)	1:25.37 [3] (0:11.37)	1:14.00 [3] (0:12.24)	1:01.76 [3] (0:12.63)	0:49.13 [3] (0:12.75)	0:36.38 [4] (0:12.25)	0:24.13 [4] (0:11.85)	0:12.28 [1] (0:12.28)					
Average Speed [km/h]	54.5	63.1	59.0	57.1	56.9	59.8	61.8	58.7					
Top Speed [km/h]	68.3	68.3	60.3	58.0	59.2	61.7	62.6	60.5					
Avg. Dist. to Rail [m]	4.0	0.6	1.3	0.8	2.3	3.1	4.9	4.8					
Avg. Stride Freq. [Hz]	2.3	2.3	2.2	2.2	2.2	2.3	2.4	2.3					
Avg. Stride Length [m]	6.7	7.5	7.3	7.1	7.1	7.1	7.2	7.0					





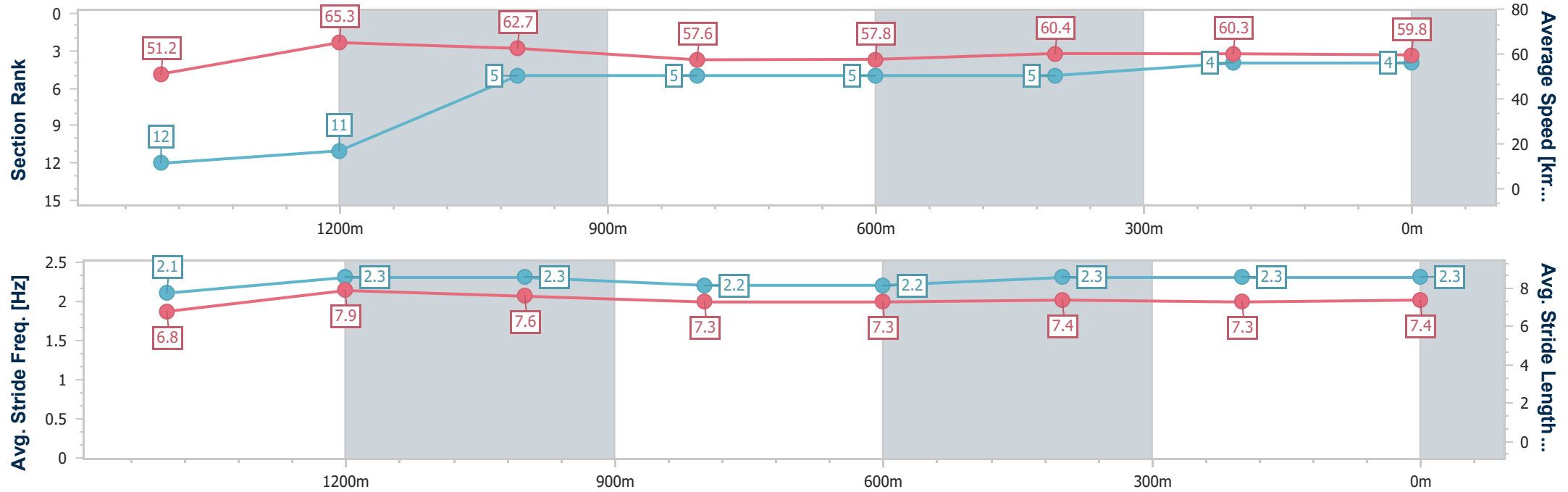
Horse/Jockey Name	Mordecai
Final Rank	4
Fastest Section Time (Section)	0:11.18 (1400m)
Top Speed [km/h] (Section)	65.8 (1400m)
Race State	Finished



Toowoomba QLD Professional
Race 2: CARPET ONE TOOWOOMBA Class 1 Handicap - 1625m
08 June 2024 - 16:39
Track Rating: Good 4, Weather: Fine, Rail Position: True



Section	Overall	1400m	1200m	1000m	800m	600m	400m	200m					
Section Times	1:40.32 [4] (0:15.95)	1:24.37 [12] (0:11.18)	1:13.19 [11] (0:11.54)	1:01.65 [5] (0:12.65)	0:49.00 [5] (0:12.72)	0:36.28 [5] (0:12.19)	0:24.09 [5] (0:12.06)	0:12.03 [4] (0:12.03)					
Average Speed [km/h]	51.2	65.3	62.7	57.6	57.8	60.4	60.3	59.8					
Top Speed [km/h]	65.0	65.8	65.0	59.1	59.2	62.0	61.5	60.6					
Avg. Dist. to Rail [m]	8.3	2.2	5.3	3.9	5.1	4.4	3.1	6.0					
Avg. Stride Freq. [Hz]	2.1	2.3	2.3	2.2	2.2	2.3	2.3	2.3					
Avg. Stride Length [m]	6.8	7.9	7.6	7.3	7.3	7.4	7.3	7.4					





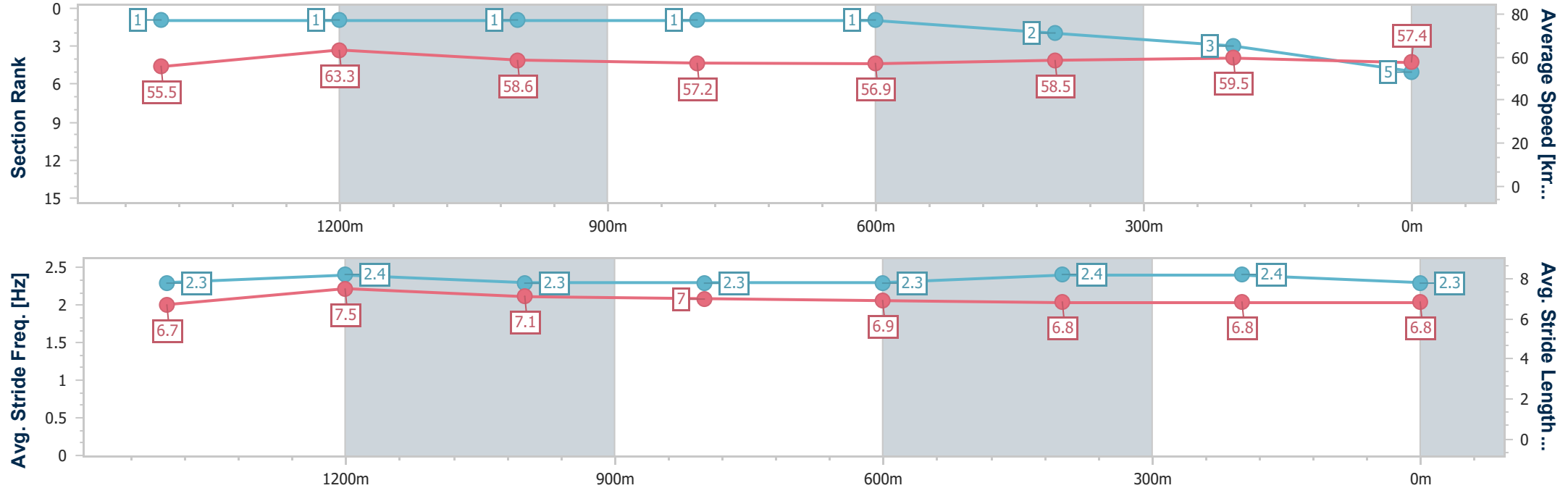
Horse/Jockey Name	Whistlin' Ruler
Final Rank	5
Fastest Section Time (Section)	0:11.40 (1400m)
Top Speed [km/h] (Section)	69.2 (Overall)
Race State	Finished



Toowoomba QLD Professional
Race 2: CARPET ONE TOOWOOMBA Class 1 Handicap - 1625m
08 June 2024 - 16:39
Track Rating: Good 4, Weather: Fine, Rail Position: True



Section	Overall	1400m	1200m	1000m	800m	600m	400m	200m					
Section Times	1:40.68 [5] (0:14.63)	1:26.05 [1] (0:11.40)	1:14.65 [1] (0:12.30)	1:02.35 [1] (0:12.64)	0:49.71 [1] (0:12.70)	0:37.01 [1] (0:12.30)	0:24.71 [2] (0:12.18)	0:12.53 [3] (0:12.53)					
Average Speed [km/h]	55.5	63.3	58.6	57.2	56.9	58.5	59.5	57.4					
Top Speed [km/h]	69.2	67.6	60.2	57.7	57.3	60.0	60.1	58.6					
Avg. Dist. to Rail [m]	5.4	0.4	0.9	0.8	0.7	0.6	1.1	0.5					
Avg. Stride Freq. [Hz]	2.3	2.4	2.3	2.3	2.3	2.4	2.4	2.3					
Avg. Stride Length [m]	6.7	7.5	7.1	7.0	6.9	6.8	6.8	6.8					





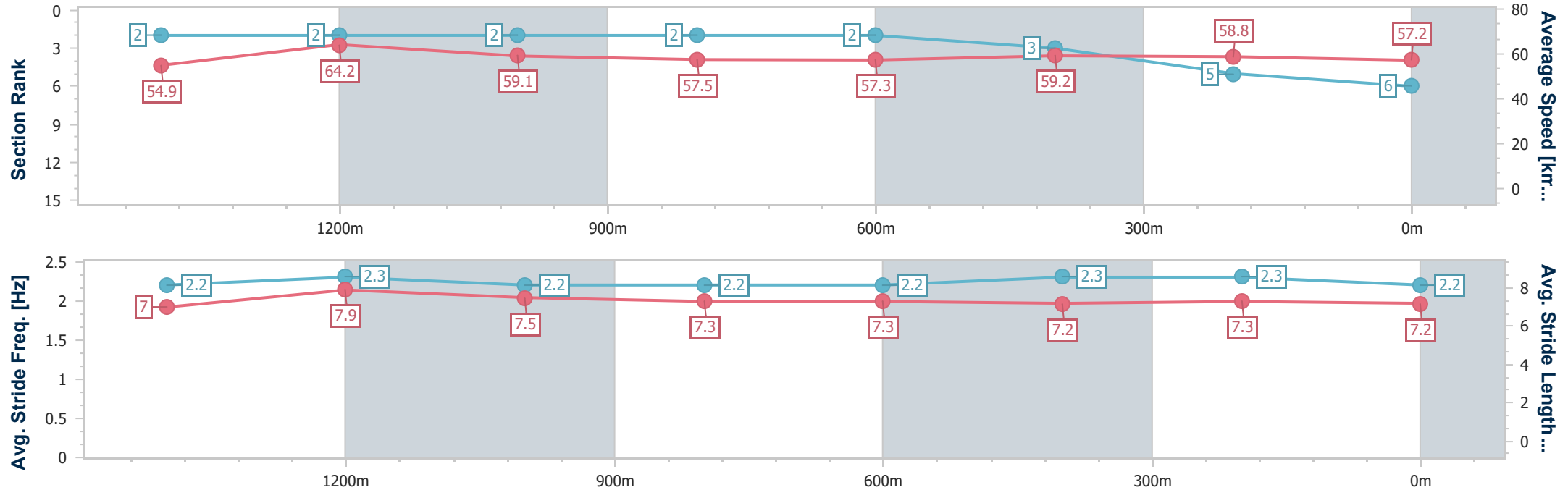
Horse/Jockey Name	No Better Time
Final Rank	6
Fastest Section Time (Section)	0:11.34 (1400m)
Top Speed [km/h] (Section)	66.9 (Overall)
Race State	Finished



Toowoomba QLD Professional
Race 2: CARPET ONE TOOWOOMBA Class 1 Handicap - 1625m
08 June 2024 - 16:39
Track Rating: Good 4, Weather: Fine, Rail Position: True



Section	Overall	1400m	1200m	1000m	800m	600m	400m	200m					
Section Times	1:40.99 [6] (0:14.81)	1:26.18 [2] (0:11.34)	1:14.84 [2] (0:12.24)	1:02.60 [2] (0:12.64)	0:49.96 [2] (0:12.70)	0:37.26 [2] (0:12.30)	0:24.96 [3] (0:12.36)	0:12.60 [5] (0:12.60)					
Average Speed [km/h]	54.9	64.2	59.1	57.5	57.3	59.2	58.8	57.2					
Top Speed [km/h]	66.9	66.7	60.8	58.1	59.1	60.8	59.2	59.2					
Avg. Dist. to Rail [m]	5.0	2.1	3.2	2.2	3.4	2.8	1.7	1.6					
Avg. Stride Freq. [Hz]	2.2	2.3	2.2	2.2	2.2	2.3	2.3	2.2					
Avg. Stride Length [m]	7.0	7.9	7.5	7.3	7.3	7.2	7.3	7.2					





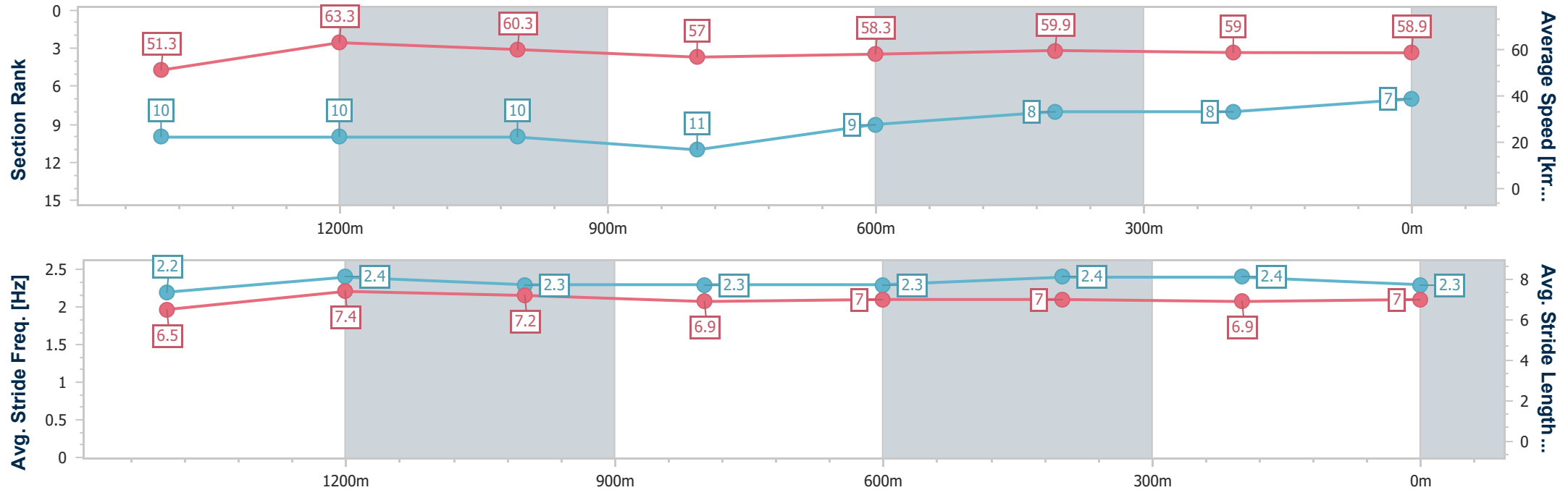
Horse/Jockey Name	Cygnnet River
Final Rank	7
Fastest Section Time (Section)	0:11.35 (1400m)
Top Speed [km/h] (Section)	65.0 (Overall)
Race State	Finished



Toowoomba QLD Professional
Race 2: CARPET ONE TOOWOOMBA Class 1 Handicap - 1625m
08 June 2024 - 16:39
Track Rating: Good 4, Weather: Fine, Rail Position: True



Section	Overall	1400m	1200m	1000m	800m	600m	400m	200m					
Section Times	1:41.21 [7] (0:15.77)	1:25.44 [10] (0:11.35)	1:14.09 [10] (0:11.99)	1:02.10 [10] (0:12.76)	0:49.34 [11] (0:12.55)	0:36.79 [9] (0:12.23)	0:24.56 [8] (0:12.29)	0:12.27 [8] (0:12.27)					
Average Speed [km/h]	51.3	63.3	60.3	57.0	58.3	59.9	59.0	58.9					
Top Speed [km/h]	65.0	64.8	62.7	59.0	59.5	61.0	60.0	59.8					
Avg. Dist. to Rail [m]	3.7	1.0	2.8	3.2	4.4	3.1	3.1	3.3					
Avg. Stride Freq. [Hz]	2.2	2.4	2.3	2.3	2.3	2.4	2.4	2.3					
Avg. Stride Length [m]	6.5	7.4	7.2	6.9	7.0	7.0	6.9	7.0					





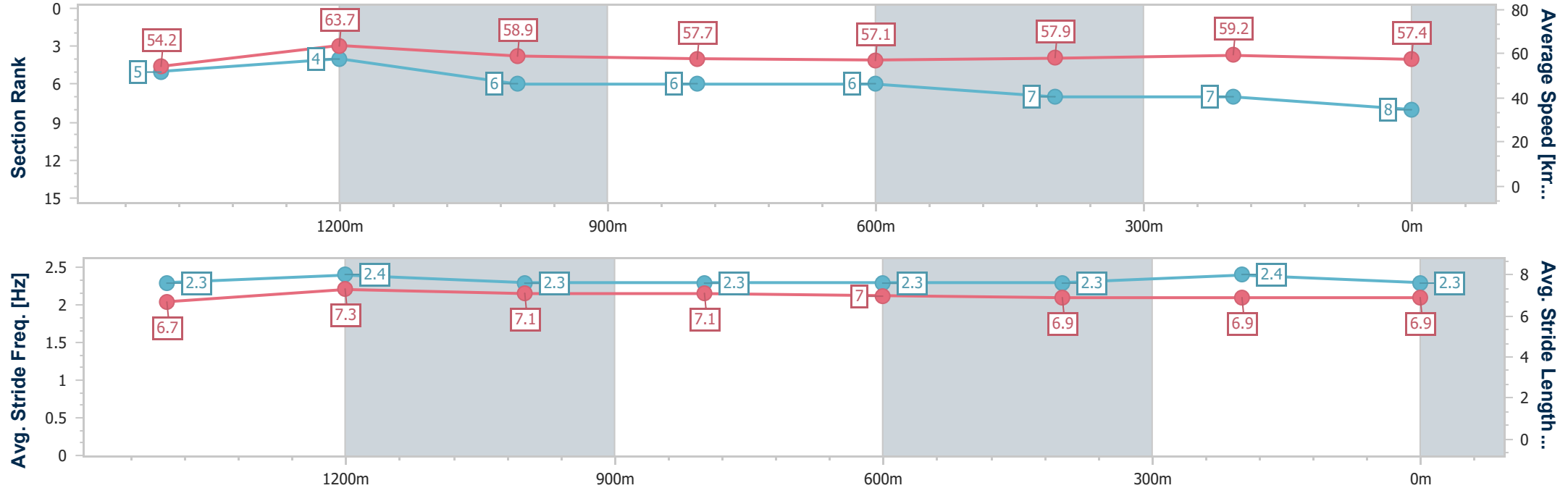
Horse/Jockey Name	Super Fair
Final Rank	8
Fastest Section Time (Section)	0:11.43 (1400m)
Top Speed [km/h] (Section)	67.5 (Overall)
Race State	Finished



Toowoomba QLD Professional
Race 2: CARPET ONE TOOWOOMBA Class 1 Handicap - 1625m
08 June 2024 - 16:39
Track Rating: Good 4, Weather: Fine, Rail Position: True



Section	Overall	1400m	1200m	1000m	800m	600m	400m	200m					
Section Times	1:41.29 [8] (0:15.09)	1:26.20 [5] (0:11.43)	1:14.77 [4] (0:12.27)	1:02.50 [6] (0:12.56)	0:49.94 [6] (0:12.73)	0:37.21 [6] (0:12.54)	0:24.67 [7] (0:12.14)	0:12.53 [7] (0:12.53)					
Average Speed [km/h]	54.2	63.7	58.9	57.7	57.1	57.9	59.2	57.4					
Top Speed [km/h]	67.5	65.9	61.5	59.2	58.6	59.3	60.3	59.4					
Avg. Dist. to Rail [m]	7.3	2.5	3.5	2.2	2.3	1.5	0.7	1.0					
Avg. Stride Freq. [Hz]	2.3	2.4	2.3	2.3	2.3	2.3	2.4	2.3					
Avg. Stride Length [m]	6.7	7.3	7.1	7.1	7.0	6.9	6.9	6.9					





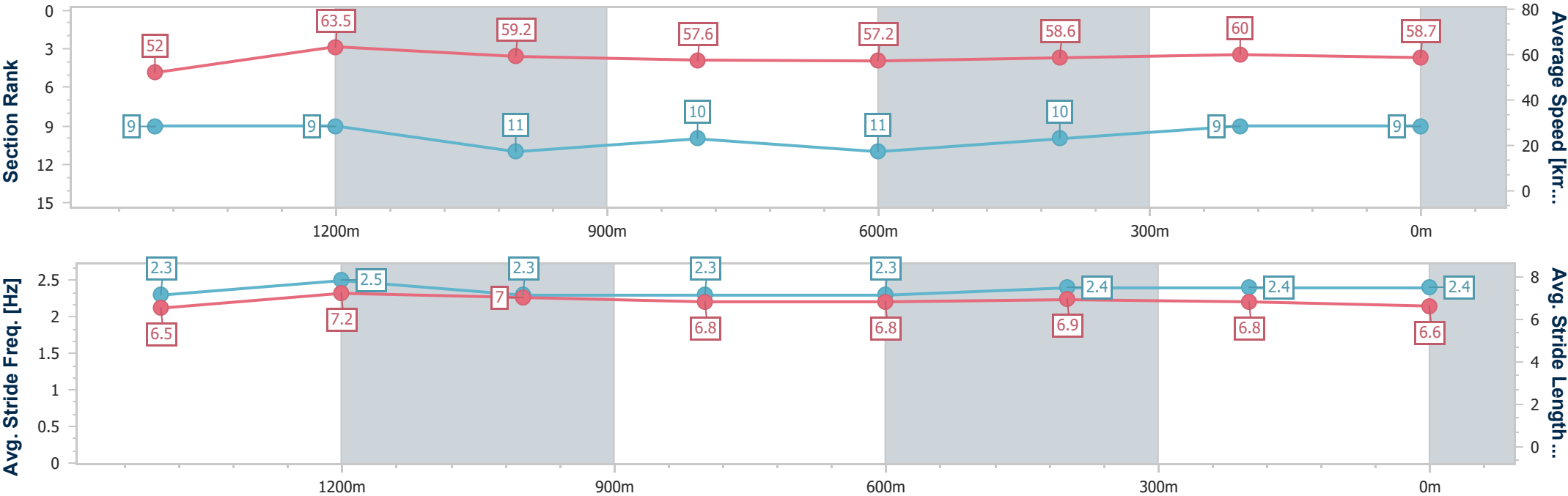
Horse/Jockey Name	Make Haste
Final Rank	9
Fastest Section Time (Section)	0:11.39 (1400m)
Top Speed [km/h] (Section)	66.7 (Overall)
Race State	Finished



Toowoomba QLD Professional
Race 2: CARPET ONE TOOWOOMBA Class 1 Handicap - 1625m
08 June 2024 - 16:39
Track Rating: Good 4, Weather: Fine, Rail Position: True



Section	Overall	1400m	1200m	1000m	800m	600m	400m	200m					
Section Times	1:41.32 [9] (0:15.59)	1:25.73 [9] (0:11.39)	1:14.34 [9] (0:12.23)	1:02.11 [11] (0:12.61)	0:49.50 [10] (0:12.77)	0:36.73 [11] (0:12.38)	0:24.35 [10] (0:12.11)	0:12.24 [9] (0:12.24)					
Average Speed [km/h]	52.0	63.5	59.2	57.6	57.2	58.6	60.0	58.7					
Top Speed [km/h]	66.7	65.4	61.7	59.1	58.6	59.5	61.4	60.1					
Avg. Dist. to Rail [m]	3.5	0.6	3.4	2.6	3.7	2.1	1.2	1.4					
Avg. Stride Freq. [Hz]	2.3	2.5	2.3	2.3	2.3	2.4	2.4	2.4					
Avg. Stride Length [m]	6.5	7.2	7.0	6.8	6.8	6.9	6.8	6.6					





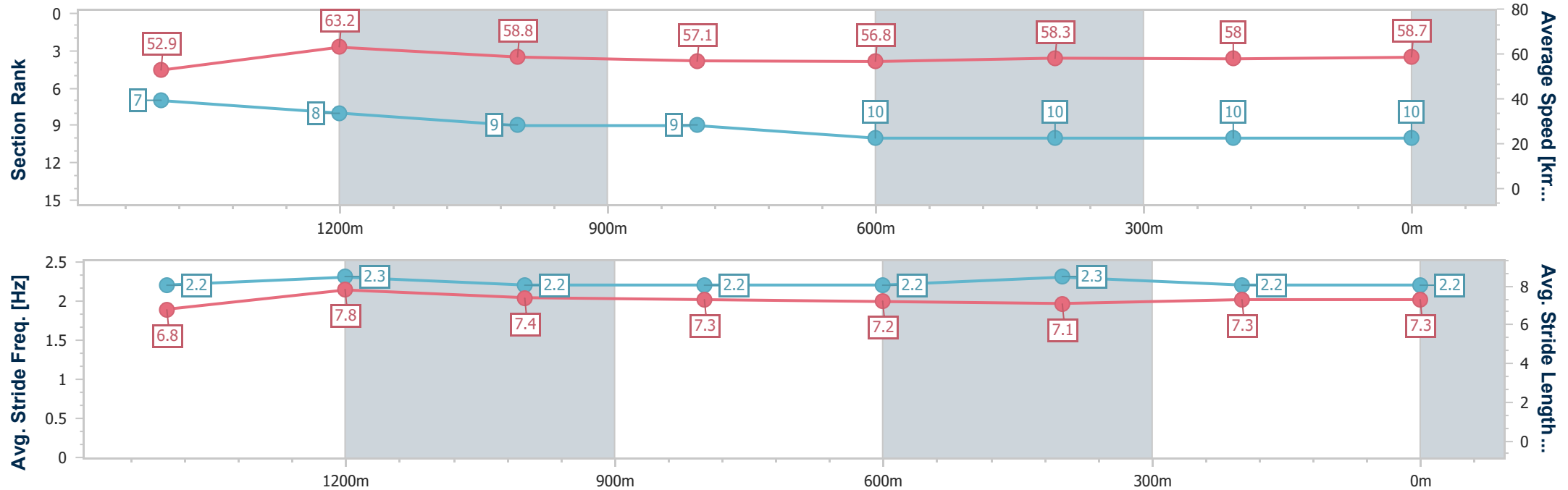
Horse/Jockey Name	Another Dazzler
Final Rank	10
Fastest Section Time (Section)	0:11.50 (1400m)
Top Speed [km/h] (Section)	66.2 (Overall)
Race State	Finished



Toowoomba QLD Professional
Race 2: CARPET ONE TOOWOOMBA Class 1 Handicap - 1625m
08 June 2024 - 16:39
Track Rating: Good 4, Weather: Fine, Rail Position: True



Section	Overall	1400m	1200m	1000m	800m	600m	400m	200m					
Section Times	1:41.70 [10] (0:15.32)	1:26.38 [7] (0:11.50)	1:14.88 [8] (0:12.24)	1:02.64 [9] (0:12.67)	0:49.97 [9] (0:12.75)	0:37.22 [10] (0:12.49)	0:24.73 [10] (0:12.49)	0:12.24 [10] (0:12.24)					
Average Speed [km/h]	52.9	63.2	58.8	57.1	56.8	58.3	58.0	58.7					
Top Speed [km/h]	66.2	65.7	60.0	57.8	57.4	58.9	59.3	60.1					
Avg. Dist. to Rail [m]	2.7	1.1	1.4	1.2	1.9	2.0	1.6	2.2					
Avg. Stride Freq. [Hz]	2.2	2.3	2.2	2.2	2.2	2.3	2.2	2.2					
Avg. Stride Length [m]	6.8	7.8	7.4	7.3	7.2	7.1	7.3	7.3					



- [] Ranking at each section and finish
- .-.- No data available at this section
- NA No data available



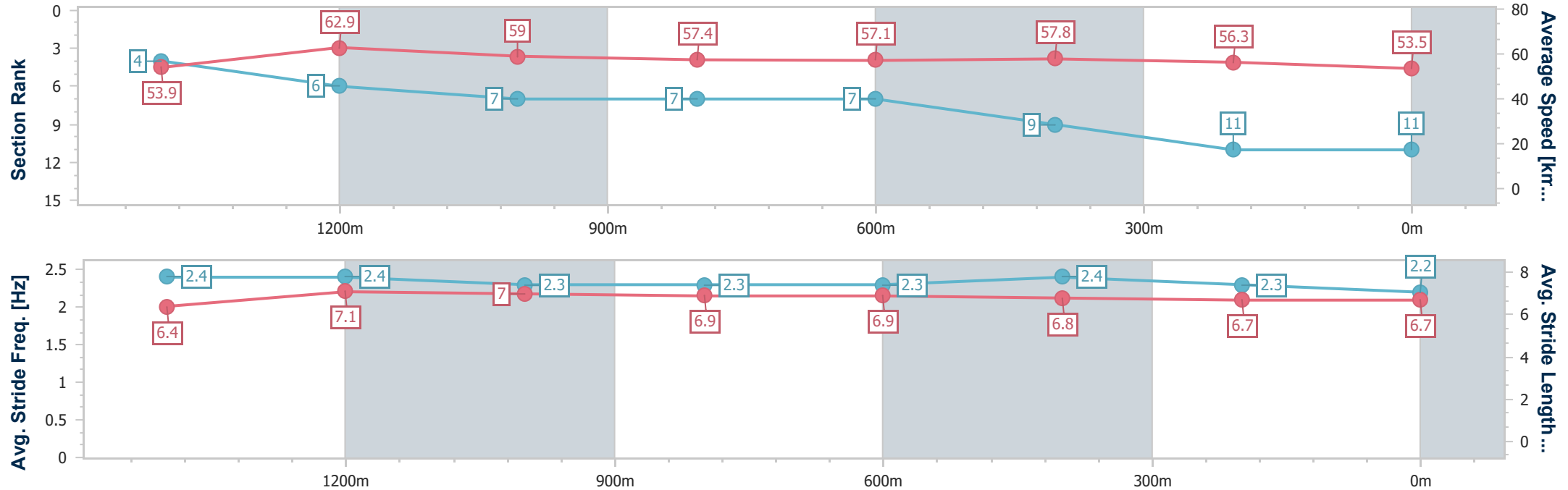
Horse/Jockey Name	Untamed Spirit
Final Rank	11
Fastest Section Time (Section)	0:11.56 (1400m)
Top Speed [km/h] (Section)	66.9 (1400m)
Race State	Finished



Toowoomba QLD Professional
Race 2: CARPET ONE TOOWOOMBA Class 1 Handicap - 1625m
08 June 2024 - 16:39
Track Rating: Good 4, Weather: Fine, Rail Position: True



Section	Overall	1400m	1200m	1000m	800m	600m	400m	200m					
Section Times	1:42.95 [11] (0:15.03)	1:27.92 [4] (0:11.56)	1:16.36 [6] (0:12.25)	1:04.11 [7] (0:12.67)	0:51.44 [7] (0:12.69)	0:38.75 [7] (0:12.55)	0:26.20 [9] (0:12.77)	0:13.43 [11] (0:13.43)					
Average Speed [km/h]	53.9	62.9	59.0	57.4	57.1	57.8	56.3	53.5					
Top Speed [km/h]	66.9	66.9	60.4	58.0	57.5	58.7	57.5	56.4					
Avg. Dist. to Rail [m]	2.2	1.8	2.7	2.2	1.9	1.7	0.4	1.2					
Avg. Stride Freq. [Hz]	2.4	2.4	2.3	2.3	2.3	2.4	2.3	2.2					
Avg. Stride Length [m]	6.4	7.1	7.0	6.9	6.9	6.8	6.7	6.7					





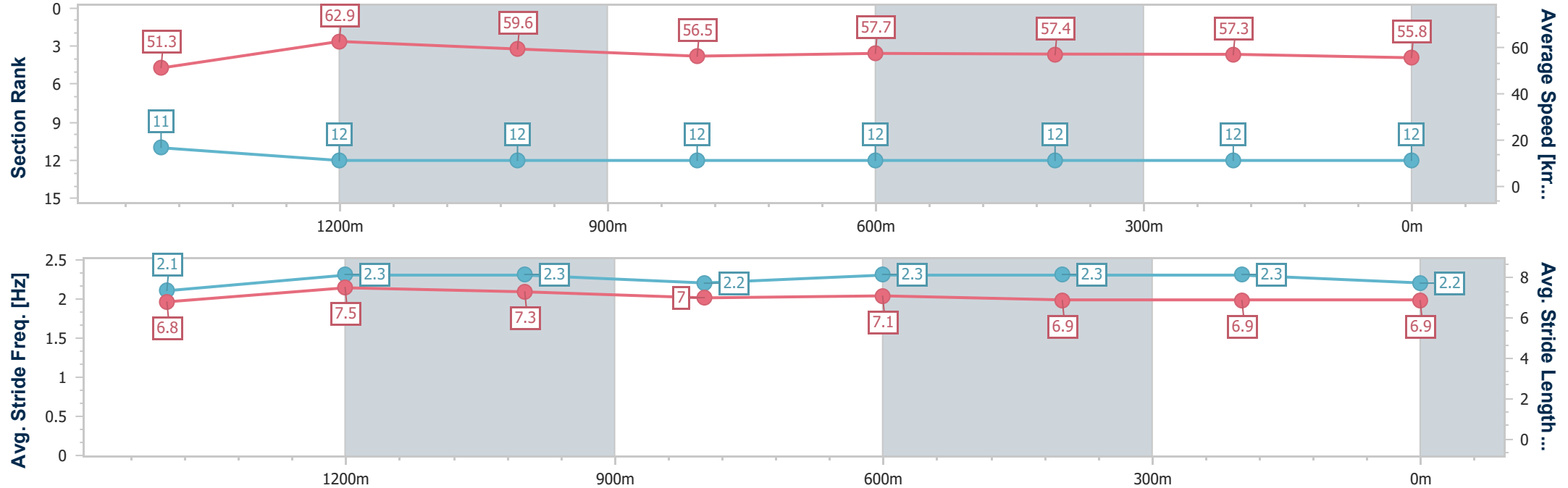
Horse/Jockey Name	Butterfly Wings
Final Rank	12
Fastest Section Time (Section)	0:11.50 (1400m)
Top Speed [km/h] (Section)	64.6 (Overall)
Race State	Finished



Toowoomba QLD Professional
Race 2: CARPET ONE TOOWOOMBA Class 1 Handicap - 1625m
08 June 2024 - 16:39
Track Rating: Good 4, Weather: Fine, Rail Position: True



Section	Overall	1400m	1200m	1000m	800m	600m	400m	200m					
Section Times	1:43.13 [12] (0:15.95)	1:27.18 [11] (0:11.50)	1:15.68 [12] (0:12.10)	1:03.58 [12] (0:12.84)	0:50.74 [12] (0:12.58)	0:38.16 [12] (0:12.65)	0:25.51 [12] (0:12.58)	0:12.93 [12] (0:12.93)					
Average Speed [km/h]	51.3	62.9	59.6	56.5	57.7	57.4	57.3	55.8					
Top Speed [km/h]	64.6	64.4	61.4	58.3	58.3	58.1	58.3	56.8					
Avg. Dist. to Rail [m]	7.1	1.0	2.4	2.7	2.0	1.6	1.2	4.2					
Avg. Stride Freq. [Hz]	2.1	2.3	2.3	2.2	2.3	2.3	2.3	2.2					
Avg. Stride Length [m]	6.8	7.5	7.3	7.0	7.1	6.9	6.9	6.9					





Toowoomba QLD Professional

Race 3: PRYDE'S EASIFEED BENCHMARK 70 Handicap - 1625m

08 June 2024 - 17:16



Track Rating: Good 4, Weather: Fine, Rail Position: True

Section						Overall	1400m	1200m	1000m	800m	600m	400m	Last 600m		
Field Times						1:39.93 (0:14.78)	1:25.15 (0:11.34)	1:13.81 (0:12.08)	1:01.73 (0:12.71)	0:49.02 (0:12.63)	0:36.39 (0:12.23)	0:24.16 (0:12.12)	0:36.39		
Rank	TAB	Horse/Jockey	Barrier	Top Speed [km/h]	Fastest Section										Distance Travelled [m]
1	12	AUSBRED BLUEBIRD	12	68.2	0:11.44	1:39.93 [1]	1:25.05 [3]	1:13.61 [3]	1:01.43 [3]	0:48.80 [3]	0:36.14 [4]	0:23.91 [3]	0:36.14		
		Georgina Cartwright		Overall	1400m	(0:14.88)	(0:11.44)	(0:12.18)	(0:12.63)	(0:12.66)	(0:12.23)	(0:11.98)			
2	7	TOP BOY	1	67.2	0:11.17	1:40.08 [2]	1:24.61 [7]	1:13.44 [6]	1:01.35 [5]	0:48.68 [6]	0:35.97 [7]	0:23.80 [7]	0:35.97 -12		
		Les Tilley		Overall	1400m	(0:15.47)	(0:11.17)	(0:12.09)	(0:12.67)	(0:12.71)	(0:12.17)	(0:11.92)			
3	5	RUBY'S LAD	9	66.0	0:11.40	1:40.12 [3]	1:24.77 [6]	1:13.37 [7]	1:01.28 [7]	0:48.88 [5]	0:36.35 [3]	0:24.02 [5]	0:36.35 +3		
		Anthony Allen		1400m	1400m	(0:15.35)	(0:11.40)	(0:12.09)	(0:12.40)	(0:12.53)	(0:12.33)	(0:11.97)			
4	15	ANYWAY YOU WANT IT	11	67.2	0:11.38	1:40.18 [4]	1:25.40 [1]	1:14.02 [2]	1:01.91 [2]	0:49.22 [2]	0:36.61 [2]	0:24.41 [1]	0:36.61 -5		
		Stacey Callow		Overall	1400m	(0:14.78)	(0:11.38)	(0:12.11)	(0:12.69)	(0:12.61)	(0:12.20)	(0:12.12)			
5	8	MENARI MAGIC	4	67.0	0:11.47	1:40.43 [5]	1:25.44 [4]	1:13.97 [4]	1:01.91 [4]	0:49.26 [4]	0:36.59 [5]	0:24.35 [4]	0:36.59 -10		
		Madeleine Wishart		Overall	1400m	(0:14.99)	(0:11.47)	(0:12.06)	(0:12.65)	(0:12.67)	(0:12.24)	(0:12.08)			
6	13	SHEPPEY	2	66.1	0:11.35	1:40.56 [6]	1:25.35 [5]	1:14.00 [5]	1:01.73 [6]	0:49.05 [7]	0:36.51 [6]	0:24.34 [6]	0:36.51 -6		
		Montanna Savva		1400m	1400m	(0:15.21)	(0:11.35)	(0:12.27)	(0:12.68)	(0:12.54)	(0:12.17)	(0:11.95)			
7	6	CAPITAN DE SEDA	8	64.5	0:11.58	1:40.65 [7]	1:24.77 [9]	1:13.19 [10]	1:01.13 [10]	0:48.55 [10]	0:35.97 [10]	0:23.77 [9]	0:35.97 -3		
		Olivia Webb		1400m	1400m	(0:15.88)	(0:11.58)	(0:12.06)	(0:12.58)	(0:12.58)	(0:12.20)	(0:11.81)			
8	11	SEMAPHORE GIRL	3	64.0	0:11.48	1:40.66 [8]	1:24.73 [10]	1:13.25 [9]	1:01.43 [9]	0:48.84 [9]	0:36.24 [8]	0:23.92 [8]	0:36.24 -9		
		Jake Molloy		Overall	1400m	(0:15.93)	(0:11.48)	(0:11.82)	(0:12.59)	(0:12.60)	(0:12.32)	(0:11.95)			
9	4	VAN GOGH	10	67.7	0:11.28	1:41.20 [9]	1:26.36 [2]	1:15.08 [1]	1:03.00 [1]	0:50.29 [1]	0:37.66 [1]	0:25.39 [2]	0:37.66 -13		
		Karl Zechner		Overall	1400m	(0:14.84)	(0:11.28)	(0:12.08)	(0:12.71)	(0:12.63)	(0:12.27)	(0:12.40)			
10	10	FLYING ROTHE	5	65.6	0:11.32	1:43.00 [10]	1:27.32 [8]	1:16.00 [8]	1:03.90 [8]	0:51.23 [8]	0:38.51 [9]	0:26.04 [10]	0:38.51 -15		
		Wayne O'Connell		Overall	1400m	(0:15.68)	(0:11.32)	(0:12.10)	(0:12.67)	(0:12.72)	(0:12.47)	(0:12.50)			

Scratched: Sukhbir (#3), Persevere (#9), So Dapper (#2), Perfect Encounter (#1), Irish Sally (#14)



Toowoomba QLD Professional
Race 3: PRYDE'S EASIFEED BENCHMARK 70 Handicap - 1625m
08 June 2024 - 17:16



Track Rating: Good 4, Weather: Fine, Rail Position: True

Section Field Times				200m 0:12.04 (0:12.04)		Last 600m 0:36.39			
Rank	TAB	Horse/Jockey	Barrier	Top Speed [km/h]	Fastest Section	Margin			Distance Travelled [m]
1	12	AUSBRED BLUEBIRD	12	68.2	0:11.44	0:11.93 [2]	1:39.93		0:36.14
		Georgina Cartwright		Overall	1400m	(0:11.93)			
2	7	TOP BOY	1	67.2	0:11.17	0:11.88 [6]	0.8L		0:35.97 -12
		Les Tilley		Overall	1400m	(0:11.88)			
3	5	RUBY'S LAD	9	66.0	0:11.40	0:12.05 [3]	1L		0:36.35 +3
		Anthony Allen		1400m	1400m	(0:12.05)			
4	15	ANYWAY YOU WANT IT	11	67.2	0:11.38	0:12.29 [1]	1.2L		0:36.61 -5
		Stacey Callow		Overall	1400m	(0:12.29)			
5	8	MENARI MAGIC	4	67.0	0:11.47	0:12.27 [4]	2.5L		0:36.59 -10
		Madeleine Wishart		Overall	1400m	(0:12.27)			
6	13	SHEPPEY	2	66.1	0:11.35	0:12.39 [5]	3.3L		0:36.51 -6
		Montanna Savva		1400m	1400m	(0:12.39)			
7	6	CAPITAN DE SEDA	8	64.5	0:11.58	0:11.96 [9]	3.8L		0:35.97 -3
		Olivia Webb		1400m	1400m	(0:11.96)			
8	11	SEMAPHORE GIRL	3	64.0	0:11.48	0:11.97 [8]	3.9L		0:36.24 -9
		Jake Molloy		Overall	1400m	(0:11.97)			
9	4	VAN GOGH	10	67.7	0:11.28	0:12.99 [7]	6.9L		0:37.66 -13
		Karl Zechner		Overall	1400m	(0:12.99)			
10	10	FLYING ROTHE	5	65.6	0:11.32	0:13.54 [10]	17.4L		0:38.51 -15
		Wayne O'Connell		Overall	1400m	(0:13.54)			

Scratched: Sukhbir (#3), Persevere (#9), So Dapper (#2), Perfect Encounter (#1), Irish Sally (#14)

Report Created: Sat 8 June 2024 17:34 GMT+10 (Note: Timing is based on position data)

Page 2/12

[] Ranking at each section and finish
-:-:- No data available at this section
NA No data available

SCN Saddle cloth number
DNF Did not finish
DNT Did not track

data processed by  TRIPLESDATA



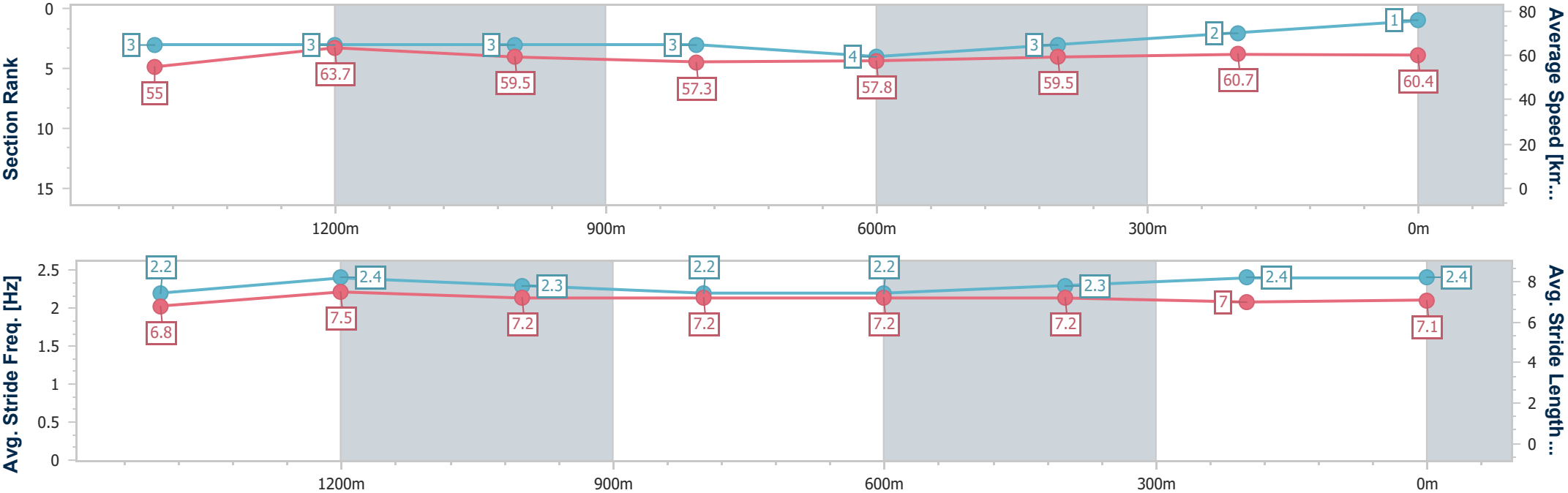
Horse/Jockey Name	Ausbred Bluebird
Final Rank	1
Fastest Section Time (Section)	0:11.44 (1400m)
Top Speed [km/h] (Section)	68.2 (Overall)
Race State	Finished



Toowoomba QLD Professional
Race 3: PRYDE'S EASIFEED BENCHMARK 70 Handicap - 1625m
08 June 2024 - 17:16
Track Rating: Good 4, Weather: Fine, Rail Position: True



Section	Overall	1400m	1200m	1000m	800m	600m	400m	200m					
Section Times	1:39.93 [1] (0:14.88)	1:25.05 [3] (0:11.44)	1:13.61 [3] (0:12.18)	1:01.43 [3] (0:12.63)	0:48.80 [3] (0:12.66)	0:36.14 [4] (0:12.23)	0:23.91 [3] (0:11.98)	0:11.93 [2] (0:11.93)					
Average Speed [km/h]	55.0	63.7	59.5	57.3	57.8	59.5	60.7	60.4					
Top Speed [km/h]	68.2	67.9	60.3	58.4	58.8	61.3	61.4	61.3					
Avg. Dist. to Rail [m]	8.1	2.4	3.4	2.6	3.6	2.4	2.5	4.6					
Avg. Stride Freq. [Hz]	2.2	2.4	2.3	2.2	2.2	2.3	2.4	2.4					
Avg. Stride Length [m]	6.8	7.5	7.2	7.2	7.2	7.2	7.0	7.1					





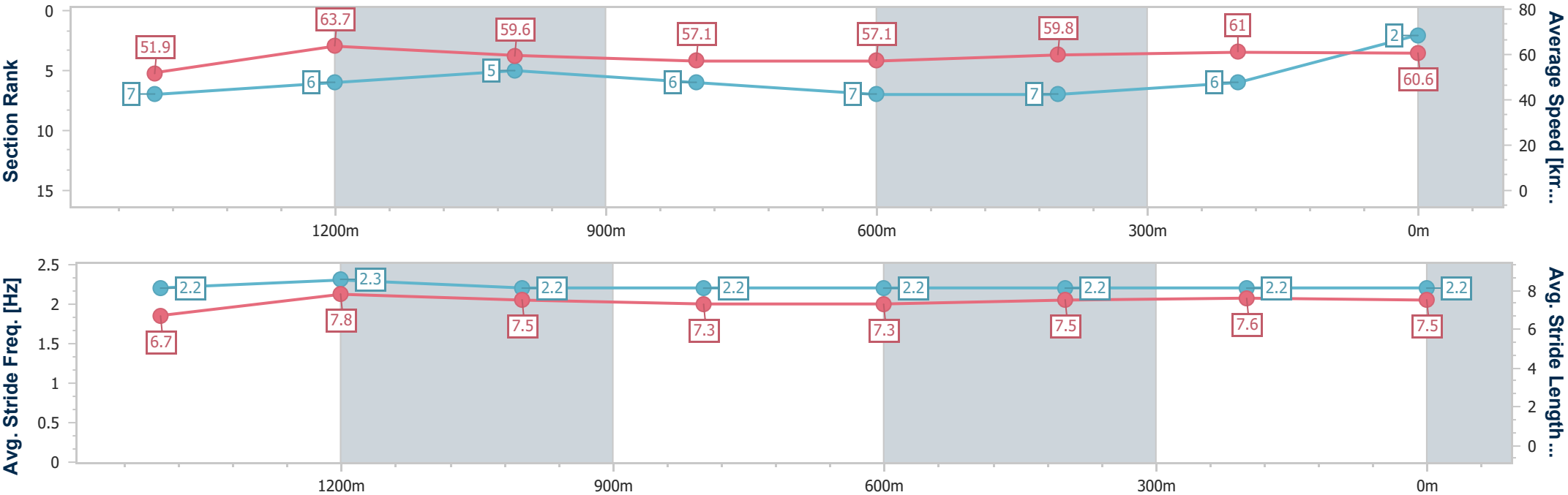
Horse/Jockey Name	Top Boy
Final Rank	2
Fastest Section Time (Section)	0:11.17 (1400m)
Top Speed [km/h] (Section)	67.2 (Overall)
Race State	Finished



Toowoomba QLD Professional
Race 3: PRYDE'S EASIFEED BENCHMARK 70 Handicap - 1625m
08 June 2024 - 17:16
Track Rating: Good 4, Weather: Fine, Rail Position: True



Section	Overall	1400m	1200m	1000m	800m	600m	400m	200m					
Section Times	1:40.08 [2] (0:15.47)	1:24.61 [7] (0:11.17)	1:13.44 [6] (0:12.09)	1:01.35 [5] (0:12.67)	0:48.68 [6] (0:12.71)	0:35.97 [7] (0:12.17)	0:23.80 [7] (0:11.92)	0:11.88 [6] (0:11.88)					
Average Speed [km/h]	51.9	63.7	59.6	57.1	57.1	59.8	61.0	60.6					
Top Speed [km/h]	67.2	67.0	61.4	58.6	58.3	61.1	62.0	61.6					
Avg. Dist. to Rail [m]	3.9	2.8	2.0	1.6	2.6	1.9	3.0	2.2					
Avg. Stride Freq. [Hz]	2.2	2.3	2.2	2.2	2.2	2.2	2.2	2.2					
Avg. Stride Length [m]	6.7	7.8	7.5	7.3	7.3	7.5	7.6	7.5					





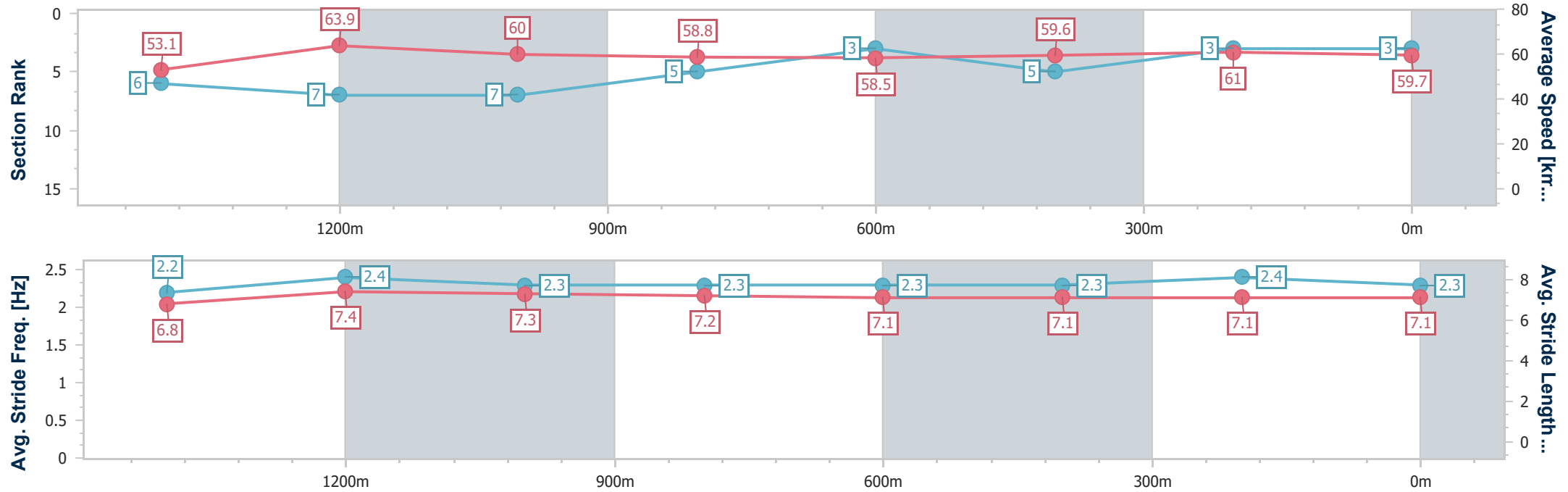
Horse/Jockey Name	Ruby's Lad
Final Rank	3
Fastest Section Time (Section)	0:11.40 (1400m)
Top Speed [km/h] (Section)	66.0 (1400m)
Race State	Finished



Toowoomba QLD Professional
Race 3: PRYDE'S EASIFEED BENCHMARK 70 Handicap - 1625m
08 June 2024 - 17:16
Track Rating: Good 4, Weather: Fine, Rail Position: True



Section	Overall	1400m	1200m	1000m	800m	600m	400m	200m					
Section Times	1:40.12 [3] (0:15.35)	1:24.77 [6] (0:11.40)	1:13.37 [7] (0:12.09)	1:01.28 [7] (0:12.40)	0:48.88 [5] (0:12.53)	0:36.35 [3] (0:12.33)	0:24.02 [5] (0:11.97)	0:12.05 [3] (0:12.05)					
Average Speed [km/h]	53.1	63.9	60.0	58.8	58.5	59.6	61.0	59.7					
Top Speed [km/h]	65.2	66.0	61.6	59.3	59.9	61.4	62.3	61.1					
Avg. Dist. to Rail [m]	4.7	2.9	5.1	3.3	5.2	3.6	4.6	7.5					
Avg. Stride Freq. [Hz]	2.2	2.4	2.3	2.3	2.3	2.3	2.4	2.3					
Avg. Stride Length [m]	6.8	7.4	7.3	7.2	7.1	7.1	7.1	7.1					





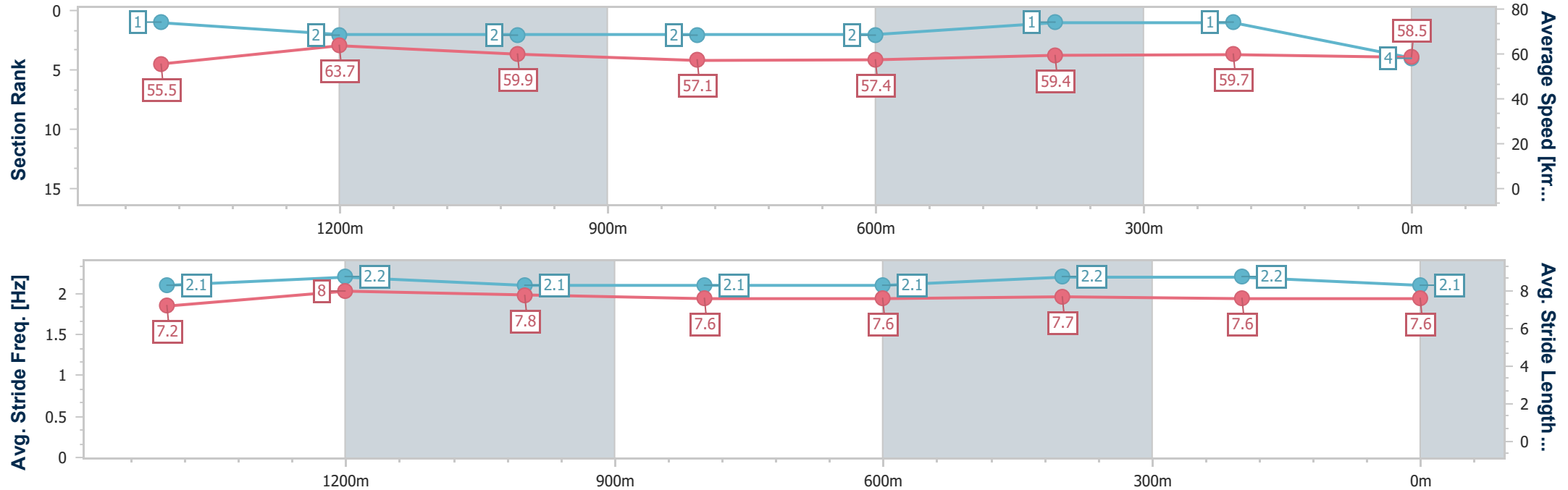
Horse/Jockey Name	Anyway You Want It
Final Rank	4
Fastest Section Time (Section)	0:11.38 (1400m)
Top Speed [km/h] (Section)	67.2 (Overall)
Race State	Finished



Toowoomba QLD Professional
Race 3: PRYDE'S EASIFEED BENCHMARK 70 Handicap - 1625m
08 June 2024 - 17:16
Track Rating: Good 4, Weather: Fine, Rail Position: True



Section	Overall	1400m	1200m	1000m	800m	600m	400m	200m					
Section Times	1:40.18 [4] (0:14.78)	1:25.40 [1] (0:11.38)	1:14.02 [2] (0:12.11)	1:01.91 [2] (0:12.69)	0:49.22 [2] (0:12.61)	0:36.61 [2] (0:12.20)	0:24.41 [1] (0:12.12)	0:12.29 [1] (0:12.29)					
Average Speed [km/h]	55.5	63.7	59.9	57.1	57.4	59.4	59.7	58.5					
Top Speed [km/h]	67.2	66.9	61.1	58.1	58.6	60.4	60.3	59.5					
Avg. Dist. to Rail [m]	7.7	2.1	3.1	2.5	1.9	1.3	1.3	3.8					
Avg. Stride Freq. [Hz]	2.1	2.2	2.1	2.1	2.1	2.2	2.2	2.1					
Avg. Stride Length [m]	7.2	8.0	7.8	7.6	7.6	7.7	7.6	7.6					





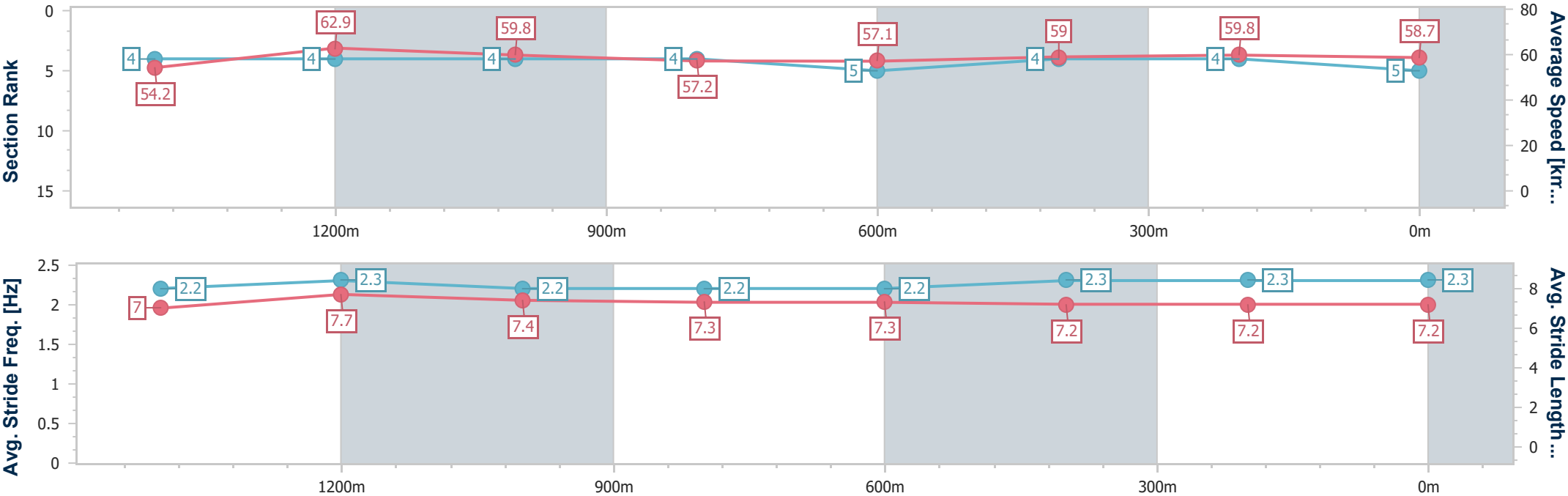
Horse/Jockey Name	Menari Magic
Final Rank	5
Fastest Section Time (Section)	0:11.47 (1400m)
Top Speed [km/h] (Section)	67.0 (Overall)
Race State	Finished



Toowoomba QLD Professional
Race 3: PRYDE'S EASIFEED BENCHMARK 70 Handicap - 1625m
08 June 2024 - 17:16
Track Rating: Good 4, Weather: Fine, Rail Position: True



Section	Overall	1400m	1200m	1000m	800m	600m	400m	200m					
Section Times	1:40.43 [5] (0:14.99)	1:25.44 [4] (0:11.47)	1:13.97 [4] (0:12.06)	1:01.91 [4] (0:12.65)	0:49.26 [4] (0:12.67)	0:36.59 [5] (0:12.24)	0:24.35 [4] (0:12.08)	0:12.27 [4] (0:12.27)					
Average Speed [km/h]	54.2	62.9	59.8	57.2	57.1	59.0	59.8	58.7					
Top Speed [km/h]	67.0	66.6	60.9	58.4	57.9	59.8	60.7	59.7					
Avg. Dist. to Rail [m]	3.6	1.1	2.6	2.1	1.5	0.4	0.7	1.1					
Avg. Stride Freq. [Hz]	2.2	2.3	2.2	2.2	2.2	2.3	2.3	2.3					
Avg. Stride Length [m]	7.0	7.7	7.4	7.3	7.3	7.2	7.2	7.2					





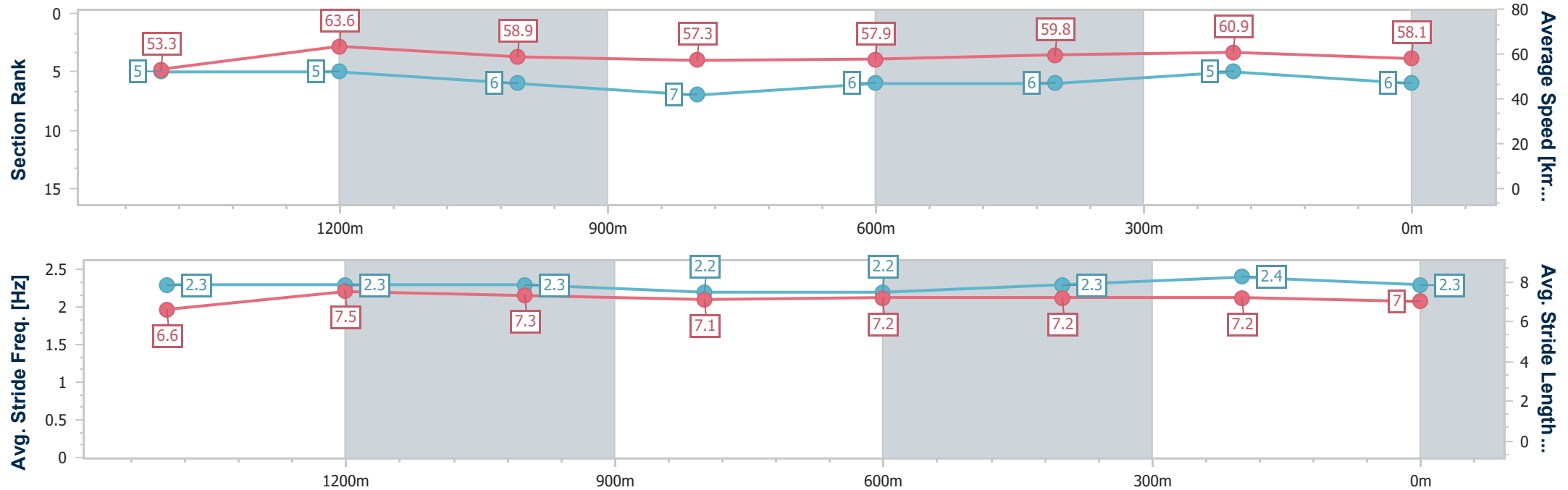
Horse/Jockey Name	Sheppey
Final Rank	6
Fastest Section Time (Section)	0:11.35 (1400m)
Top Speed [km/h] (Section)	66.1 (1400m)
Race State	Finished



Toowoomba QLD Professional
Race 3: PRYDE'S EASIFEED BENCHMARK 70 Handicap - 1625m
08 June 2024 - 17:16
Track Rating: Good 4, Weather: Fine, Rail Position: True



Section	Overall	1400m	1200m	1000m	800m	600m	400m	200m					
Section Times	1:40.56 [6] (0:15.21)	1:25.35 [5] (0:11.35)	1:14.00 [5] (0:12.27)	1:01.73 [6] (0:12.68)	0:49.05 [7] (0:12.54)	0:36.51 [6] (0:12.17)	0:24.34 [6] (0:11.95)	0:12.39 [5] (0:12.39)					
Average Speed [km/h]	53.3	63.6	58.9	57.3	57.9	59.8	60.9	58.1					
Top Speed [km/h]	66.0	66.1	60.5	58.3	58.7	61.5	62.3	60.2					
Avg. Dist. to Rail [m]	2.3	0.9	3.2	3.0	2.4	2.3	3.6	6.6					
Avg. Stride Freq. [Hz]	2.3	2.3	2.3	2.2	2.2	2.3	2.4	2.3					
Avg. Stride Length [m]	6.6	7.5	7.3	7.1	7.2	7.2	7.2	7.0					





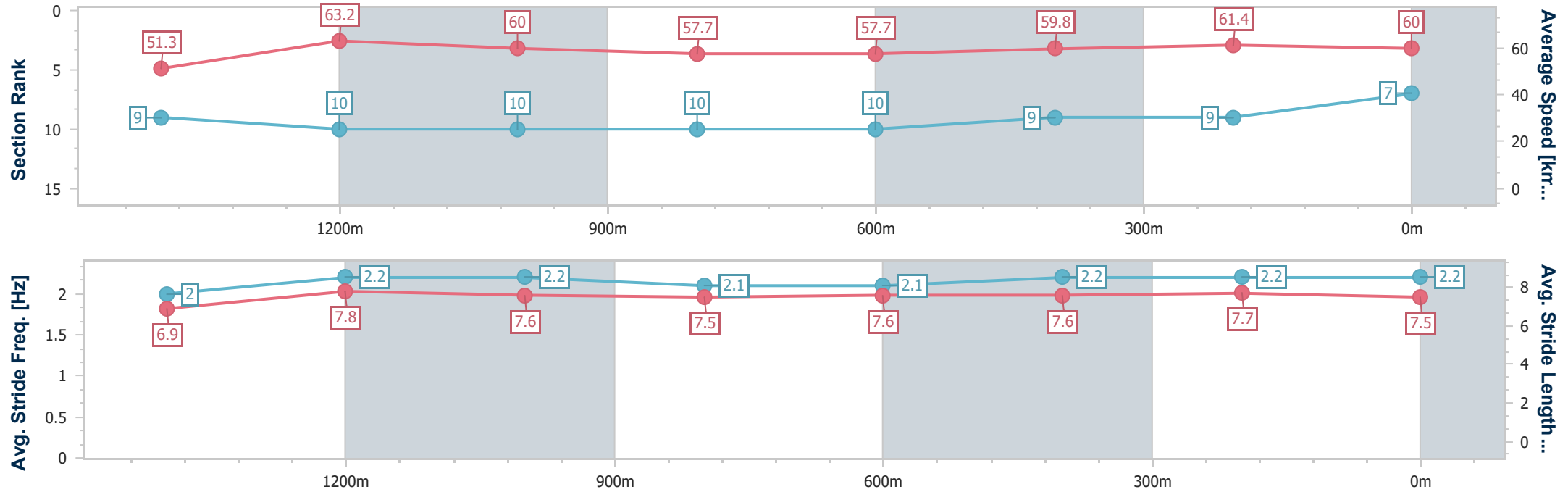
Horse/Jockey Name	Capitan De Seda
Final Rank	7
Fastest Section Time (Section)	0:11.58 (1400m)
Top Speed [km/h] (Section)	64.5 (1400m)
Race State	Finished



Toowoomba QLD Professional
Race 3: PRYDE'S EASIFEED BENCHMARK 70 Handicap - 1625m
08 June 2024 - 17:16
Track Rating: Good 4, Weather: Fine, Rail Position: True



Section	Overall	1400m	1200m	1000m	800m	600m	400m	200m					
Section Times	1:40.65 [7] (0:15.88)	1:24.77 [9] (0:11.58)	1:13.19 [10] (0:12.06)	1:01.13 [10] (0:12.58)	0:48.55 [10] (0:12.58)	0:35.97 [10] (0:12.20)	0:23.77 [9] (0:11.81)	0:11.96 [9] (0:11.96)					
Average Speed [km/h]	51.3	63.2	60.0	57.7	57.7	59.8	61.4	60.0					
Top Speed [km/h]	63.3	64.5	64.5	58.8	59.0	61.5	62.9	61.1					
Avg. Dist. to Rail [m]	5.7	2.8	5.0	2.2	2.4	2.5	3.3	8.2					
Avg. Stride Freq. [Hz]	2.0	2.2	2.2	2.1	2.1	2.2	2.2	2.2					
Avg. Stride Length [m]	6.9	7.8	7.6	7.5	7.6	7.6	7.7	7.5					





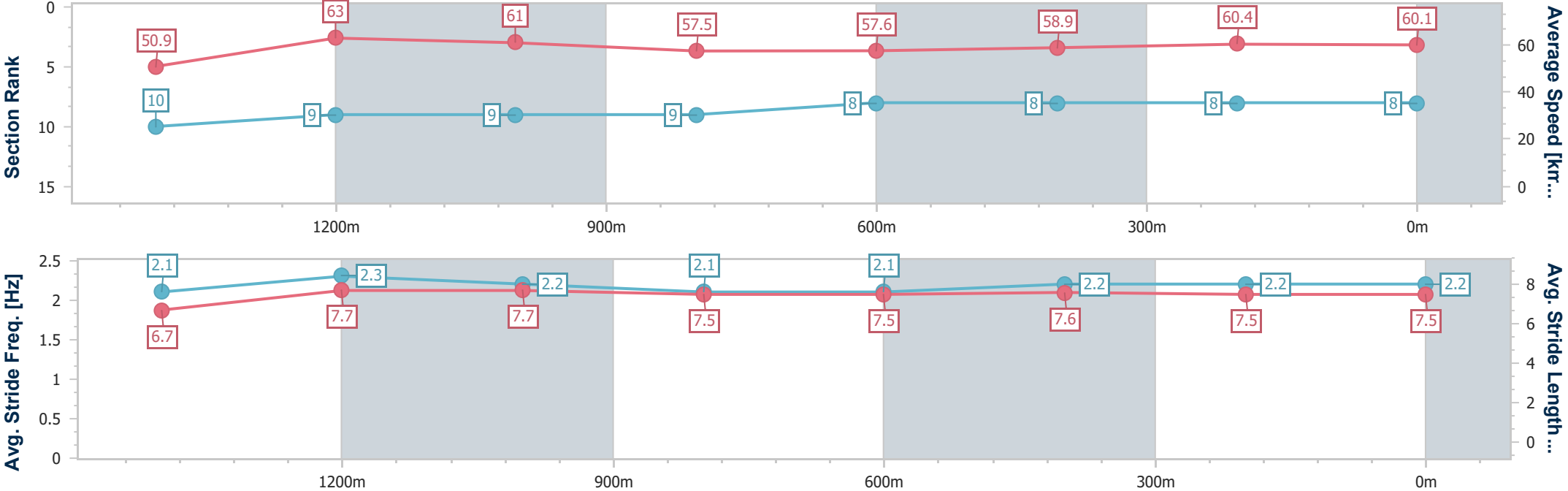
Horse/Jockey Name	Semaphore Girl
Final Rank	8
Fastest Section Time (Section)	0:11.48 (1400m)
Top Speed [km/h] (Section)	64.0 (Overall)
Race State	Finished



Toowoomba QLD Professional
Race 3: PRYDE'S EASIFEED BENCHMARK 70 Handicap - 1625m
08 June 2024 - 17:16
Track Rating: Good 4, Weather: Fine, Rail Position: True



Section	Overall	1400m	1200m	1000m	800m	600m	400m	200m					
Section Times	1:40.66 [8] (0:15.93)	1:24.73 [10] (0:11.48)	1:13.25 [9] (0:11.82)	1:01.43 [9] (0:12.59)	0:48.84 [9] (0:12.60)	0:36.24 [8] (0:12.32)	0:23.92 [8] (0:11.95)	0:11.97 [8] (0:11.97)					
Average Speed [km/h]	50.9	63.0	61.0	57.5	57.6	58.9	60.4	60.1					
Top Speed [km/h]	64.0	63.9	63.1	59.6	58.5	59.7	61.2	60.7					
Avg. Dist. to Rail [m]	3.0	1.0	3.4	3.3	1.7	1.0	0.7	2.4					
Avg. Stride Freq. [Hz]	2.1	2.3	2.2	2.1	2.1	2.2	2.2	2.2					
Avg. Stride Length [m]	6.7	7.7	7.7	7.5	7.5	7.6	7.5	7.5					





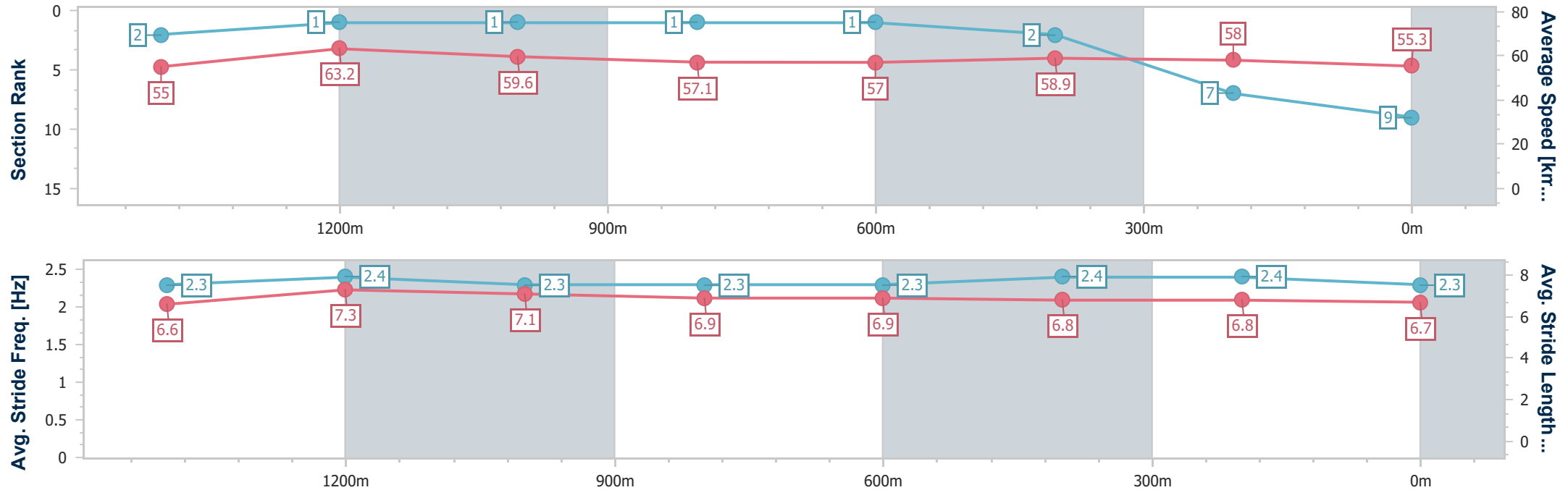
Horse/Jockey Name	Van Gogh
Final Rank	9
Fastest Section Time (Section)	0:11.28 (1400m)
Top Speed [km/h] (Section)	67.7 (Overall)
Race State	Finished



Toowoomba QLD Professional
Race 3: PRYDE'S EASIFEED BENCHMARK 70 Handicap - 1625m
08 June 2024 - 17:16
Track Rating: Good 4, Weather: Fine, Rail Position: True



Section	Overall	1400m	1200m	1000m	800m	600m	400m	200m					
Section Times	1:41.20 [9] (0:14.84)	1:26.36 [2] (0:11.28)	1:15.08 [1] (0:12.08)	1:03.00 [1] (0:12.71)	0:50.29 [1] (0:12.63)	0:37.66 [1] (0:12.27)	0:25.39 [2] (0:12.40)	0:12.99 [7] (0:12.99)					
Average Speed [km/h]	55.0	63.2	59.6	57.1	57.0	58.9	58.0	55.3					
Top Speed [km/h]	67.7	67.5	61.0	57.7	58.4	59.4	58.8	57.4					
Avg. Dist. to Rail [m]	5.6	1.2	0.5	0.9	1.1	0.6	0.4	0.7					
Avg. Stride Freq. [Hz]	2.3	2.4	2.3	2.3	2.3	2.4	2.4	2.3					
Avg. Stride Length [m]	6.6	7.3	7.1	6.9	6.9	6.8	6.8	6.7					





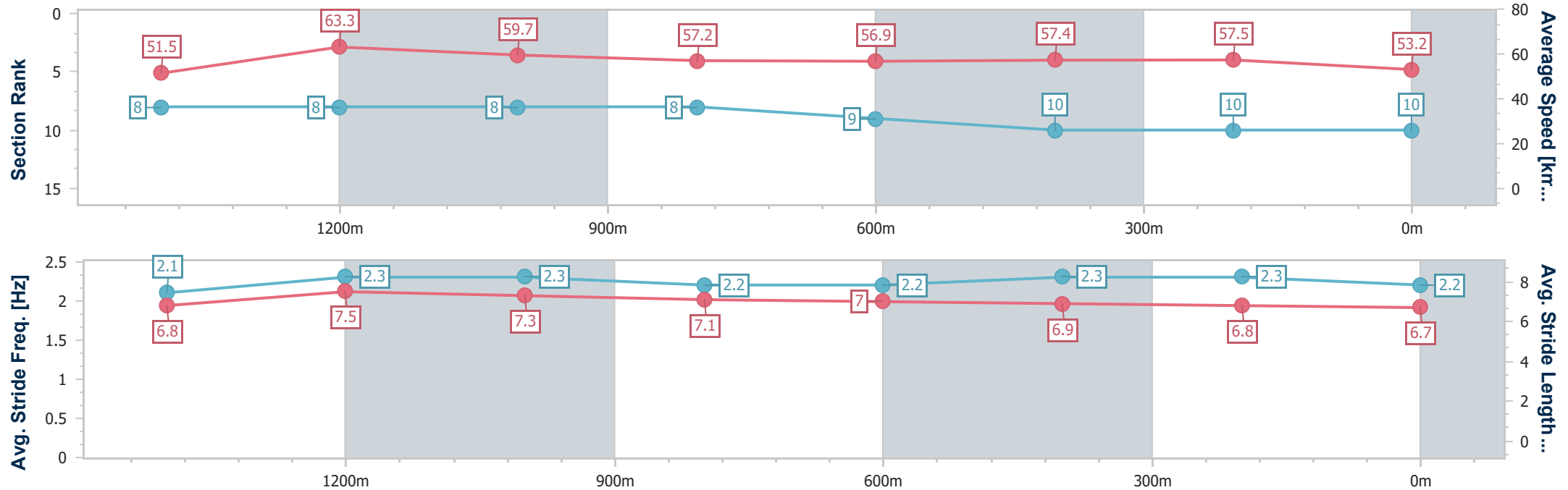
Horse/Jockey Name	Flying Rothe
Final Rank	10
Fastest Section Time (Section)	0:11.32 (1400m)
Top Speed [km/h] (Section)	65.6 (Overall)
Race State	Finished



Toowoomba QLD Professional
Race 3: PRYDE'S EASIFEED BENCHMARK 70 Handicap -
1625m
08 June 2024 - 17:16
Track Rating: Good 4, Weather: Fine, Rail Position: True



Section	Overall	1400m	1200m	1000m	800m	600m	400m	200m					
Section Times	1:43.00 [10] (0:15.68)	1:27.32 [8] (0:11.32)	1:16.00 [8] (0:12.10)	1:03.90 [8] (0:12.67)	0:51.23 [8] (0:12.72)	0:38.51 [9] (0:12.47)	0:26.04 [10] (0:12.50)	0:13.54 [10] (0:13.54)					
Average Speed [km/h]	51.5	63.3	59.7	57.2	56.9	57.4	57.5	53.2					
Top Speed [km/h]	65.6	65.6	61.0	59.1	58.5	57.8	58.2	56.7					
Avg. Dist. to Rail [m]	3.7	1.2	2.0	1.1	1.0	0.6	0.6	1.0					
Avg. Stride Freq. [Hz]	2.1	2.3	2.3	2.2	2.2	2.3	2.3	2.2					
Avg. Stride Length [m]	6.8	7.5	7.3	7.1	7.0	6.9	6.8	6.7					





Toowoomba QLD Professional
Race 4: SHEPPARD EARTHMOVING Class 2 Handicap - 1300m
08 June 2024 - 17:55



Track Rating: Good 4, Weather: Fine, Rail Position: True

Section					Overall	1200m	1000m	800m	600m	400m	Last 600m		
Field Times					1:20.38 (0:08.31)	1:12.07 (0:11.23)	1:00.84 (0:11.88)	0:48.96 (0:12.67)	0:36.29 (0:12.34)	0:23.95 (0:11.81)	0:36.29		
Rank	TAB	Horse/Jockey	Barrier	Top Speed [km/h]	Fastest Section								Distance Travelled [m]
1	2	THE DEPUTY	7	65.7	0:08.64	1:20.38 [1]	1:11.74 [4]	1:00.39 [5]	0:48.38 [5]	0:35.91 [5]	0:23.67 [6]	0:35.91	
		Wayne O'Connell		1200m	Overall	(0:08.64)	(0:11.35)	(0:12.01)	(0:12.47)	(0:12.24)	(0:11.76)		
2	5	KITRI	11	66.0	0:08.31	1:20.41 [2]	1:12.10 [1]	1:00.87 [1]	0:48.85 [2]	0:36.30 [2]	0:23.93 [2]	0:36.30	-3
		Olivia Webb		1200m	Overall	(0:08.31)	(0:11.23)	(0:12.02)	(0:12.55)	(0:12.37)	(0:11.85)		
3	1	RUSSIAN SUB	5	67.2	0:08.62	1:20.54 [3]	1:11.92 [3]	1:00.93 [2]	0:49.12 [1]	0:36.45 [1]	0:24.11 [1]	0:36.45	-5
		Anthony Allen		1200m	Overall	(0:08.62)	(0:10.99)	(0:11.81)	(0:12.67)	(0:12.34)	(0:11.81)		
4	7	SAXON SLAYER	3	66.9	0:08.78	1:20.73 [4]	1:11.95 [7]	1:00.99 [3]	0:48.97 [3]	0:36.37 [3]	0:24.19 [3]	0:36.37	+5
		Rikki Jamieson		1200m	Overall	(0:08.78)	(0:10.96)	(0:12.02)	(0:12.60)	(0:12.18)	(0:12.03)		
5	8	DUCHESS BREE	2	63.9	0:08.78	1:21.09 [5]	1:12.31 [6]	1:00.78 [8]	0:48.74 [8]	0:36.31 [8]	0:24.21 [8]	0:36.31	-6
		Nathan Evans		1200m	Overall	(0:08.78)	(0:11.53)	(0:12.04)	(0:12.43)	(0:12.10)	(0:11.91)		
6	11	RICHUNCLEMONEYBAGS	8	66.0	0:09.08	1:21.51 [6]	1:12.43 [8]	1:01.27 [7]	0:49.36 [7]	0:36.97 [7]	0:24.88 [5]	0:36.97	+6
		Luke Tarrant		1200m	Overall	(0:09.08)	(0:11.16)	(0:11.91)	(0:12.39)	(0:12.09)	(0:12.32)		
7	10	TIME FOR JACK	4	63.4	0:08.50	1:21.58 [7]	1:13.08 [2]	1:01.52 [6]	0:49.56 [6]	0:37.07 [6]	0:24.97 [4]	0:37.07	+2
		Karl Zechner		1200m	Overall	(0:08.50)	(0:11.56)	(0:11.96)	(0:12.49)	(0:12.10)	(0:12.27)		
8	9	FOREBEARS	1	65.8	0:08.74	1:21.84 [8]	1:13.10 [5]	1:01.93 [4]	0:50.00 [4]	0:37.44 [4]	0:25.10 [7]	0:37.44	-5
		Nozi Tomizawa		1200m	Overall	(0:08.74)	(0:11.17)	(0:11.93)	(0:12.56)	(0:12.34)	(0:12.25)		

Scratched: Sarsen (#6), Suisse Scandal (#3), Kalumburu (#4)



Toowoomba QLD Professional
Race 4: SHEPPARD EARTHMOVING Class 2 Handicap - 1300m
08 June 2024 - 17:55



Track Rating: Good 4, Weather: Fine, Rail Position: True

Section		200m					Last 600m		
Field Times		0:12.14 (0:12.14)					0:36.29		
Rank	TAB	Horse/Jockey	Barrier	Top Speed [km/h]	Fastest Section	Margin		Distance Travelled [m]	
1	2	THE DEPUTY	7	65.7	0:08.64	0:11.91 [3]	1:20.38	0:35.91	
		Wayne O'Connell		1200m	Overall	(0:11.91)			
2	5	KITRI	11	66.0	0:08.31	0:12.08 [2]	0.2L	0:36.30	-3
		Olivia Webb		1200m	Overall	(0:12.08)			
3	1	RUSSIAN SUB	5	67.2	0:08.62	0:12.30 [1]	1L	0:36.45	-5
		Anthony Allen		1200m	Overall	(0:12.30)			
4	7	SAXON SLAYER	3	66.9	0:08.78	0:12.16 [4]	2L	0:36.37	+5
		Rikki Jamieson		1200m	Overall	(0:12.16)			
5	8	DUCHESS BREE	2	63.9	0:08.78	0:12.30 [5]	4L	0:36.31	-6
		Nathan Evans		1200m	Overall	(0:12.30)			
6	11	RICHUNCLEMONEYBAGS	8	66.0	0:09.08	0:12.56 [7]	6.3L	0:36.97	+6
		Luke Tarrant		1200m	Overall	(0:12.56)			
7	10	TIME FOR JACK	4	63.4	0:08.50	0:12.70 [6]	6.6L	0:37.07	+2
		Karl Zechner		1200m	Overall	(0:12.70)			
8	9	FOREBEARS	1	65.8	0:08.74	0:12.85 [8]	8.1L	0:37.44	-5
		Nozi Tomizawa		1200m	Overall	(0:12.85)			

Scratched: Sarsen (#6), Suisse Scandal (#3), Kalumburu (#4)



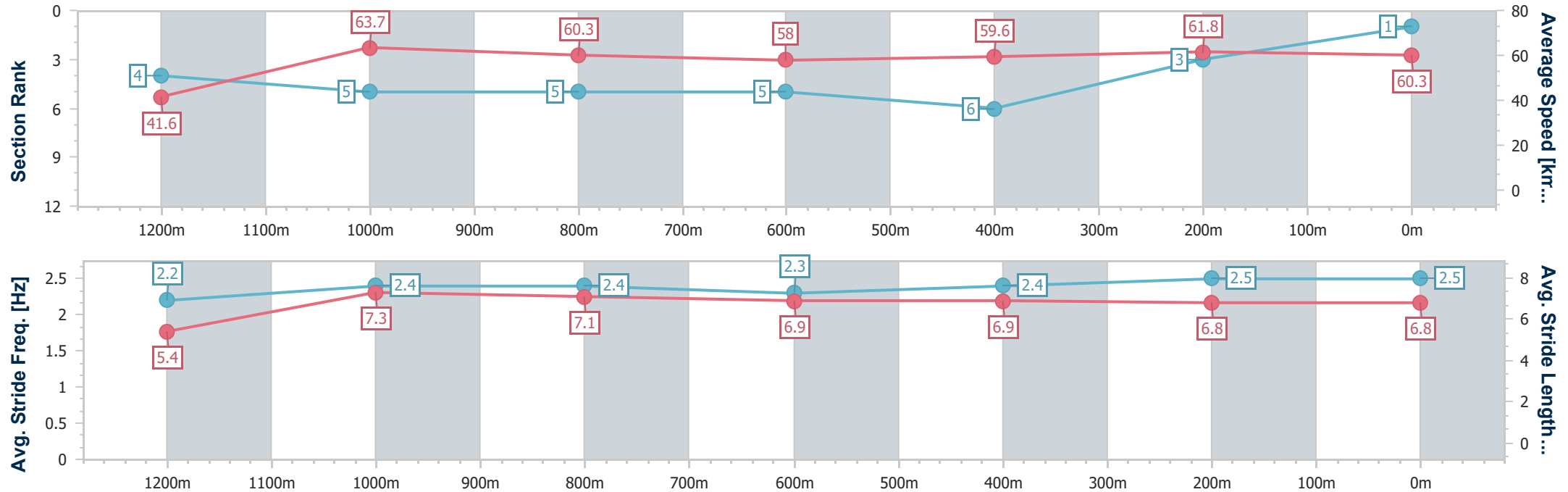
Horse/Jockey Name	The Deputy
Final Rank	1
Fastest Section Time (Section)	0:08.64 (Overall)
Top Speed [km/h] (Section)	65.7 (1200m)
Race State	Finished



Toowoomba QLD Professional
Race 4: SHEPPARD EARTHMOVING Class 2 Handicap - 1300m
08 June 2024 - 17:55
Track Rating: Good 4, Weather: Fine, Rail Position: True



Section	Overall	1200m	1000m	800m	600m	400m	200m						
Section Times	1:20.38 [1] (0:08.64)	1:11.74 [4] (0:11.35)	1:00.39 [5] (0:12.01)	0:48.38 [5] (0:12.47)	0:35.91 [5] (0:12.24)	0:23.67 [6] (0:11.76)	0:11.91 [3]						
Average Speed [km/h]	41.6	63.7	60.3	58.0	59.6	61.8	60.3						
Top Speed [km/h]	59.3	65.7	62.1	60.0	61.5	63.6	61.6						
Avg. Dist. to Rail [m]	9.7	3.5	2.1	1.5	2.6	2.0	3.3						
Avg. Stride Freq. [Hz]	2.2	2.4	2.4	2.3	2.4	2.5	2.5						
Avg. Stride Length [m]	5.4	7.3	7.1	6.9	6.9	6.8	6.8						





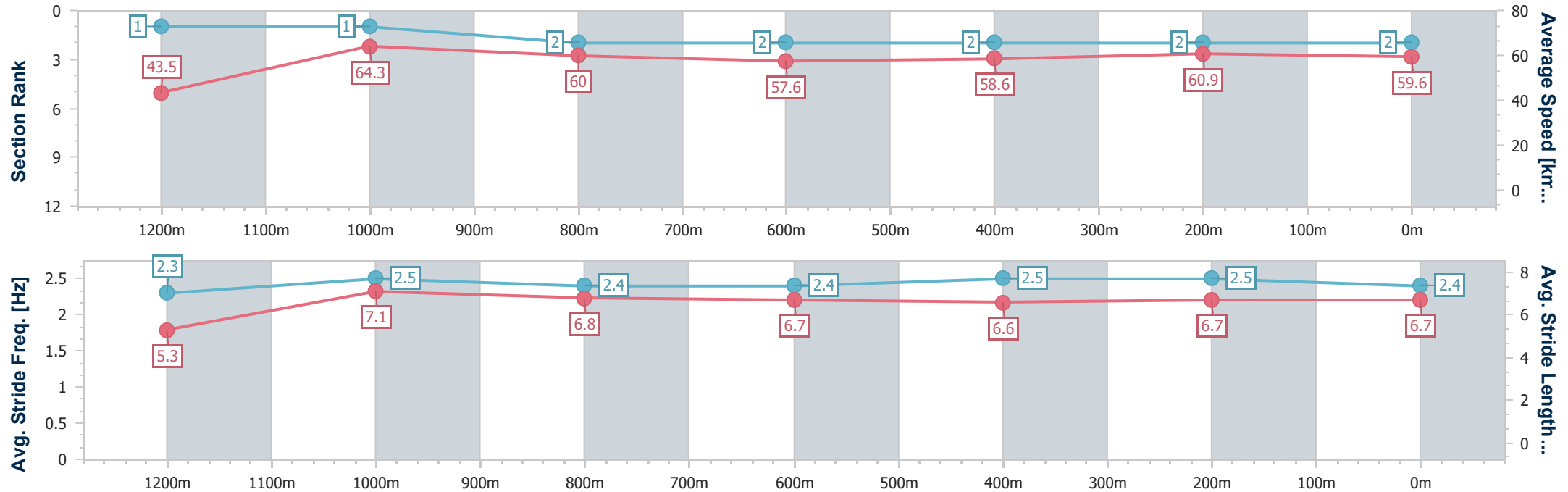
Horse/Jockey Name	Kitri
Final Rank	2
Fastest Section Time (Section)	0:08.31 (Overall)
Top Speed [km/h] (Section)	66.0 (1200m)
Race State	Finished



Toowoomba QLD Professional
Race 4: SHEPPARD EARTHMOVING Class 2 Handicap - 1300m
08 June 2024 - 17:55
Track Rating: Good 4, Weather: Fine, Rail Position: True



Section	Overall	1200m	1000m	800m	600m	400m	200m						
Section Times	1:20.41 [2] (0:08.31)	1:12.10 [1] (0:11.23)	1:00.87 [1] (0:12.02)	0:48.85 [2] (0:12.55)	0:36.30 [2] (0:12.37)	0:23.93 [2] (0:11.85)	0:12.08 [2] (0:12.08)						
Average Speed [km/h]	43.5	64.3	60.0	57.6	58.6	60.9	59.6						
Top Speed [km/h]	64.4	66.0	62.8	59.0	61.1	61.6	61.2						
Avg. Dist. to Rail [m]	11.1	3.9	1.8	0.7	1.6	1.1	1.2						
Avg. Stride Freq. [Hz]	2.3	2.5	2.4	2.4	2.5	2.5	2.4						
Avg. Stride Length [m]	5.3	7.1	6.8	6.7	6.6	6.7	6.7						



[] Ranking at each section and finish
- - - - No data available at this section
NA No data available



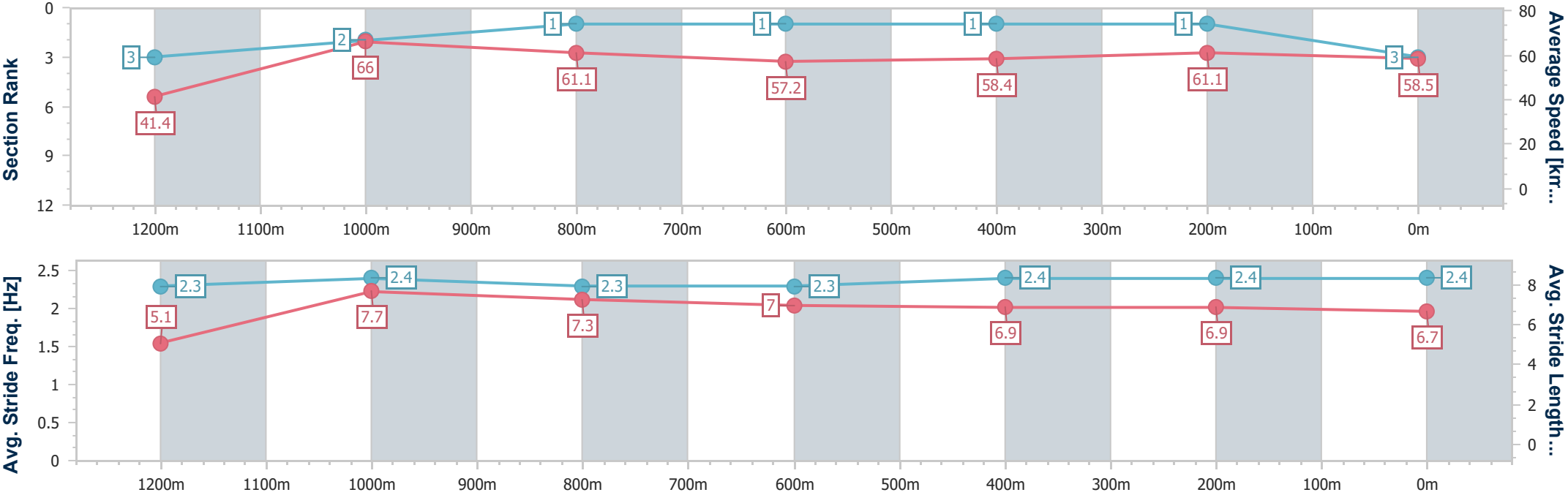
Horse/Jockey Name	Russian Sub
Final Rank	3
Fastest Section Time (Section)	0:08.62 (Overall)
Top Speed [km/h] (Section)	67.2 (1200m)
Race State	Finished



Toowoomba QLD Professional
Race 4: SHEPPARD EARTHMOVING Class 2 Handicap - 1300m
08 June 2024 - 17:55
Track Rating: Good 4, Weather: Fine, Rail Position: True



Section	Overall	1200m	1000m	800m	600m	400m	200m						
Section Times	1:20.54 [3] (0:08.62)	1:11.92 [3] (0:10.99)	1:00.93 [2] (0:11.81)	0:49.12 [1] (0:12.67)	0:36.45 [1] (0:12.34)	0:24.11 [1] (0:11.81)	0:12.30 [1] (0:12.30)						
Average Speed [km/h]	41.4	66.0	61.1	57.2	58.4	61.1	58.5						
Top Speed [km/h]	65.7	67.2	64.0	58.4	60.0	62.6	60.9						
Avg. Dist. to Rail [m]	7.6	1.9	1.1	1.3	0.7	0.4	1.9						
Avg. Stride Freq. [Hz]	2.3	2.4	2.3	2.3	2.4	2.4	2.4						
Avg. Stride Length [m]	5.1	7.7	7.3	7.0	6.9	6.9	6.7						





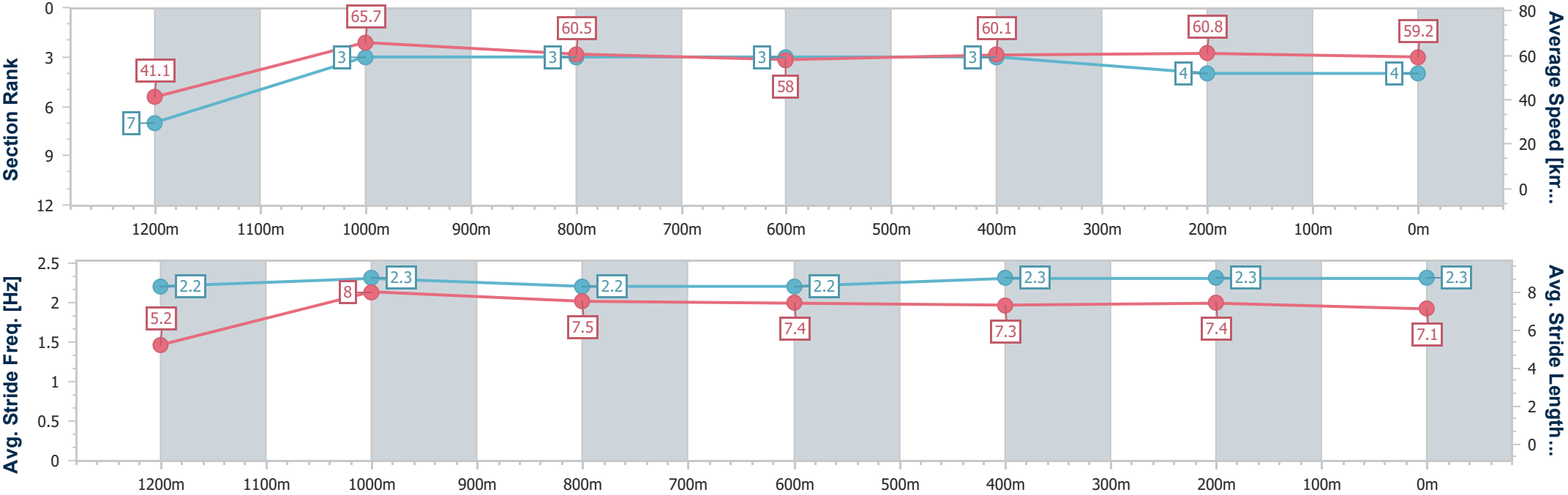
Horse/Jockey Name	Saxon Slayer
Final Rank	4
Fastest Section Time (Section)	0:08.78 (Overall)
Top Speed [km/h] (Section)	66.9 (1200m)
Race State	Finished



Toowoomba QLD Professional
Race 4: SHEPPARD EARTHMOVING Class 2 Handicap - 1300m
08 June 2024 - 17:55
Track Rating: Good 4, Weather: Fine, Rail Position: True



Section	Overall	1200m	1000m	800m	600m	400m	200m						
Section Times	1:20.73 [4] (0:08.78)	1:11.95 [7] (0:10.96)	1:00.99 [3] (0:12.02)	0:48.97 [3] (0:12.60)	0:36.37 [3] (0:12.18)	0:24.19 [3] (0:12.03)	0:12.16 [4] (0:12.16)						
Average Speed [km/h]	41.1	65.7	60.5	58.0	60.1	60.8	59.2						
Top Speed [km/h]	63.5	66.9	64.0	58.9	61.3	62.6	60.5						
Avg. Dist. to Rail [m]	7.4	3.9	3.2	3.3	3.6	4.9	5.6						
Avg. Stride Freq. [Hz]	2.2	2.3	2.2	2.2	2.3	2.3	2.3						
Avg. Stride Length [m]	5.2	8.0	7.5	7.4	7.3	7.4	7.1						





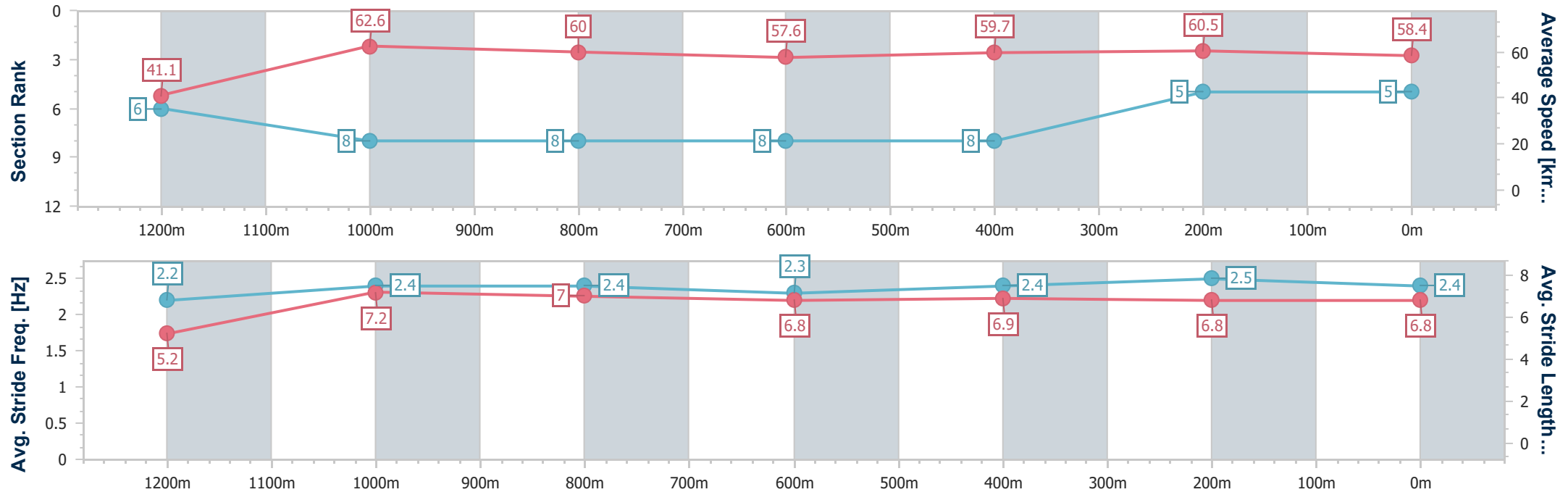
Horse/Jockey Name	Duchess Bree
Final Rank	5
Fastest Section Time (Section)	0:08.78 (Overall)
Top Speed [km/h] (Section)	63.9 (1200m)
Race State	Finished



Toowoomba QLD Professional
Race 4: SHEPPARD EARTHMOVING Class 2 Handicap - 1300m
08 June 2024 - 17:55
Track Rating: Good 4, Weather: Fine, Rail Position: True



Section	Overall	1200m	1000m	800m	600m	400m	200m						
Section Times	1:21.09 [5] (0:08.78)	1:12.31 [6] (0:11.53)	1:00.78 [8] (0:12.04)	0:48.74 [8] (0:12.43)	0:36.31 [8] (0:12.10)	0:24.21 [8] (0:11.91)	0:12.30 [5] (0:12.30)						
Average Speed [km/h]	41.1	62.6	60.0	57.6	59.7	60.5	58.4						
Top Speed [km/h]	59.2	63.9	62.5	59.8	60.7	61.8	61.6						
Avg. Dist. to Rail [m]	7.1	2.7	1.3	0.7	0.7	0.5	1.7						
Avg. Stride Freq. [Hz]	2.2	2.4	2.4	2.3	2.4	2.5	2.4						
Avg. Stride Length [m]	5.2	7.2	7.0	6.8	6.9	6.8	6.8						





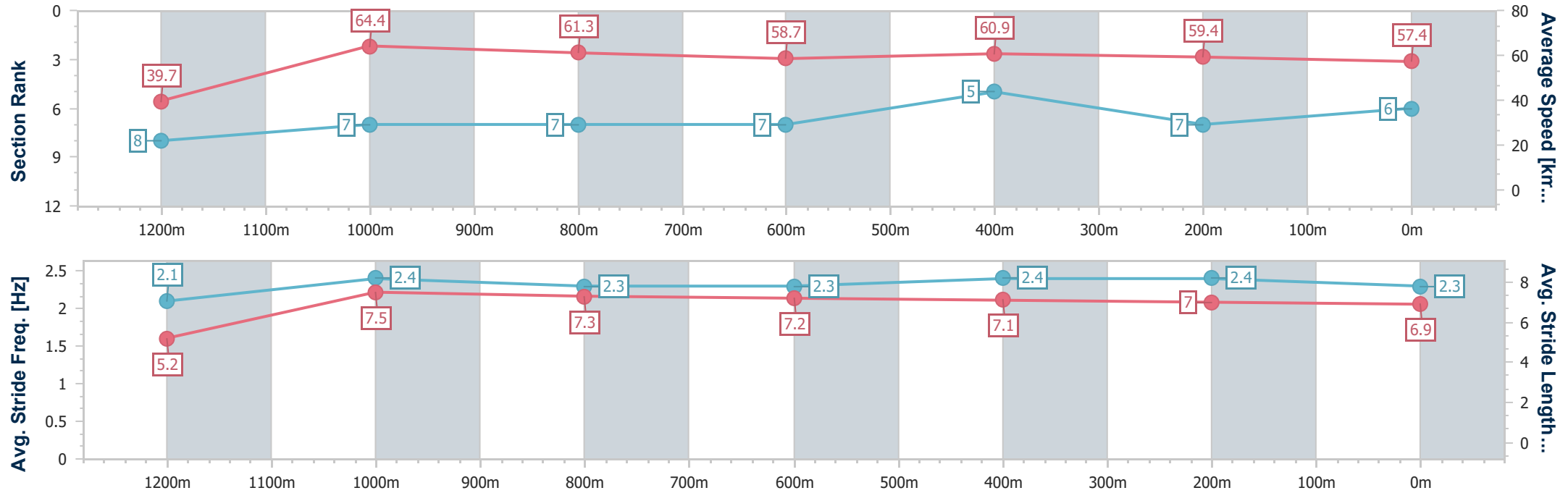
Horse/Jockey Name	Richunclemoneybags
Final Rank	6
Fastest Section Time (Section)	0:09.08 (Overall)
Top Speed [km/h] (Section)	66.0 (1200m)
Race State	Finished



Toowoomba QLD Professional
Race 4: SHEPPARD EARTHMOVING Class 2 Handicap - 1300m
08 June 2024 - 17:55
Track Rating: Good 4, Weather: Fine, Rail Position: True



Section	Overall	1200m	1000m	800m	600m	400m	200m						
Section Times	1:21.51 [6] (0:09.08)	1:12.43 [8] (0:11.16)	1:01.27 [7] (0:11.91)	0:49.36 [7] (0:12.39)	0:36.97 [7] (0:12.09)	0:24.88 [5] (0:12.32)	0:12.56 [7] (0:12.56)						
Average Speed [km/h]	39.7	64.4	61.3	58.7	60.9	59.4	57.4						
Top Speed [km/h]	62.5	66.0	63.4	60.7	62.5	61.6	58.0						
Avg. Dist. to Rail [m]	8.2	2.4	2.9	3.2	4.4	5.2	5.7						
Avg. Stride Freq. [Hz]	2.1	2.4	2.3	2.3	2.4	2.4	2.3						
Avg. Stride Length [m]	5.2	7.5	7.3	7.2	7.1	7.0	6.9						





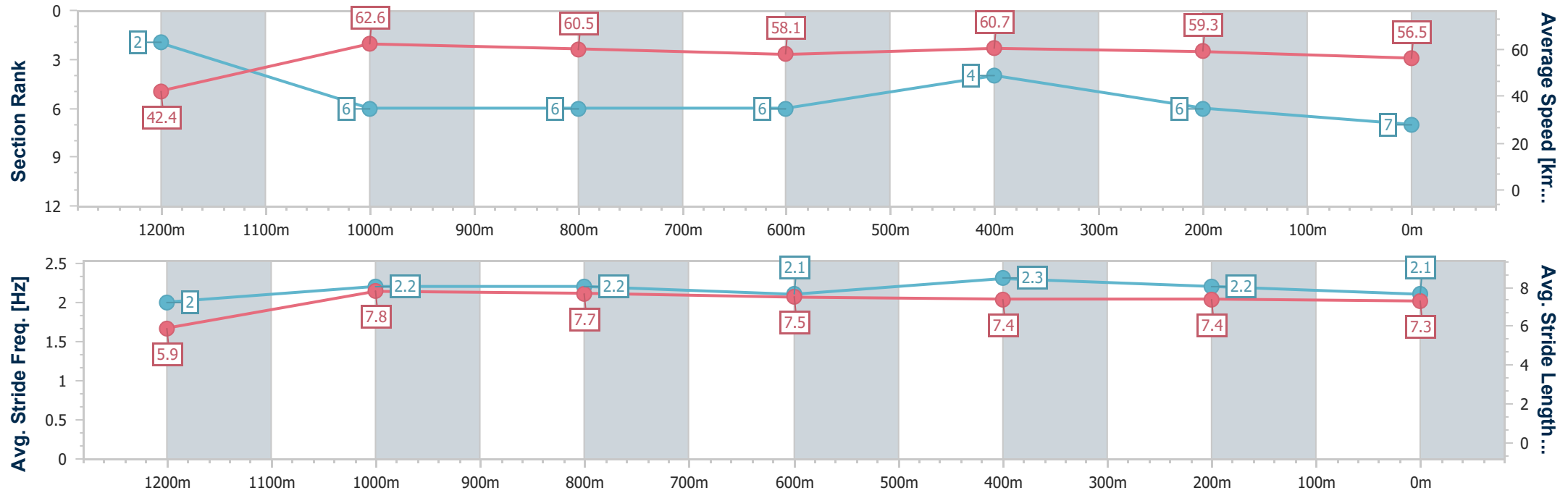
Horse/Jockey Name	Time For Jack
Final Rank	7
Fastest Section Time (Section)	0:08.50 (Overall)
Top Speed [km/h] (Section)	63.4 (1200m)
Race State	Finished



Toowoomba QLD Professional
Race 4: SHEPPARD EARTHMOVING Class 2 Handicap - 1300m
08 June 2024 - 17:55
Track Rating: Good 4, Weather: Fine, Rail Position: True



Section	Overall	1200m	1000m	800m	600m	400m	200m						
Section Times	1:21.58 [7] (0:08.50)	1:13.08 [2] (0:11.56)	1:01.52 [6] (0:11.96)	0:49.56 [6] (0:12.49)	0:37.07 [6] (0:12.10)	0:24.97 [4] (0:12.27)	0:12.70 [6] (0:12.70)						
Average Speed [km/h]	42.4	62.6	60.5	58.1	60.7	59.3	56.5						
Top Speed [km/h]	62.5	63.4	62.4	60.9	61.8	61.5	57.7						
Avg. Dist. to Rail [m]	6.9	3.6	2.7	2.5	4.0	3.7	3.7						
Avg. Stride Freq. [Hz]	2.0	2.2	2.2	2.1	2.3	2.2	2.1						
Avg. Stride Length [m]	5.9	7.8	7.7	7.5	7.4	7.4	7.3						



[] Ranking at each section and finish
-.-.- No data available at this section
NA No data available



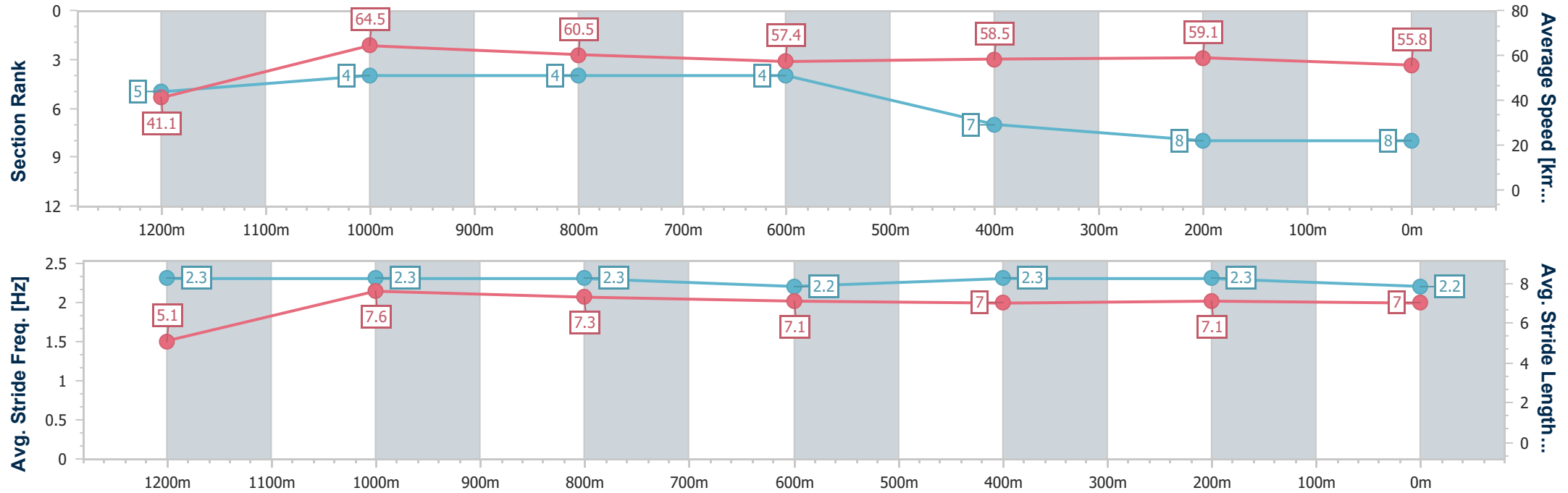
Horse/Jockey Name	Forebears
Final Rank	8
Fastest Section Time (Section)	0:08.74 (Overall)
Top Speed [km/h] (Section)	65.8 (1200m)
Race State	Finished



Toowoomba QLD Professional
Race 4: SHEPPARD EARTHMOVING Class 2 Handicap - 1300m
08 June 2024 - 17:55
Track Rating: Good 4, Weather: Fine, Rail Position: True



Section	Overall	1200m	1000m	800m	600m	400m	200m						
Section Times	1:21.84 [8] (0:08.74)	1:13.10 [5] (0:11.17)	1:01.93 [4] (0:11.93)	0:50.00 [4] (0:12.56)	0:37.44 [4] (0:12.34)	0:25.10 [7] (0:12.25)	0:12.85 [8] (0:12.85)						
Average Speed [km/h]	41.1	64.5	60.5	57.4	58.5	59.1	55.8						
Top Speed [km/h]	64.6	65.8	62.8	59.2	59.4	60.2	57.1						
Avg. Dist. to Rail [m]	3.6	1.4	1.3	0.3	0.3	1.3	1.2						
Avg. Stride Freq. [Hz]	2.3	2.3	2.3	2.2	2.3	2.3	2.2						
Avg. Stride Length [m]	5.1	7.6	7.3	7.1	7.0	7.1	7.0						





Toowoomba QLD Professional
Race 5: SHERRIN RENTALS Maiden Handicap - 1300m
08 June 2024 - 18:30



Track Rating: Good 4, Weather: Fine, Rail Position: True

Section						Overall	1200m	1000m	800m	600m	400m	Last 600m	
Field Times						1:21.33 (0:08.53)	1:12.80 (0:10.83)	1:01.97 (0:11.81)	0:50.16 (0:12.39)	0:37.77 (0:12.70)	0:25.07 (0:12.66)	0:37.77	
Rank	TAB	Horse/Jockey	Barrier	Top Speed [km/h]	Fastest Section								Distance Travelled [m]
1	10	RISE ANGELOU	12	66.8	0:08.60	1:21.33 [1]	1:12.73 [4]	1:01.67 [4]	0:49.83 [4]	0:37.39 [4]	0:24.71 [3]	0:37.39	
		Anthony Allen		1200m	Overall	(0:08.60)	(0:11.06)	(0:11.84)	(0:12.44)	(0:12.68)	(0:12.34)		
2	15	FREYA'S MAGIC	16	69.8	0:08.55	1:21.47 [2]	1:12.92 [3]	1:02.11 [1]	0:50.30 [1]	0:37.79 [2]	0:25.05 [2]	0:37.79 +0	
		Nozi Tomizawa		1200m	Overall	(0:08.55)	(0:10.81)	(0:11.81)	(0:12.51)	(0:12.74)	(0:12.50)		
3	14	NAVILLUS HELLFIRE	8	65.4	0:09.22	1:21.48 [3]	1:12.26 [10]	1:00.89 [10]	0:49.21 [9]	0:36.69 [10]	0:24.20 [10]	0:36.69 -8	
		Luke Tarrant		1000m	Overall	(0:09.22)	(0:11.37)	(0:11.68)	(0:12.52)	(0:12.49)	(0:12.17)		
4	2	SPRAY GUN	9	65.6	0:08.76	1:21.53 [4]	1:12.77 [6]	1:01.61 [5]	0:49.76 [5]	0:37.39 [5]	0:24.68 [5]	0:37.39 -7	
		Georgina Cartwright		1200m	Overall	(0:08.76)	(0:11.16)	(0:11.85)	(0:12.37)	(0:12.71)	(0:12.30)		
5	18	RED DECEPTION	6	65.9	0:08.90	1:21.93 [5]	1:13.03 [7]	1:01.72 [8]	0:49.87 [8]	0:37.49 [7]	0:24.83 [7]	0:37.49 -1	
		Kenji Yoshida		1200m	Overall	(0:08.90)	(0:11.31)	(0:11.85)	(0:12.38)	(0:12.66)	(0:12.40)		
6	7	ONOMATOPOEIA	1	64.6	0:08.69	1:22.01 [6]	1:13.32 [5]	1:01.98 [6]	0:50.09 [7]	0:37.56 [8]	0:24.85 [8]	0:37.56 -1	
		Dylan Bennett		1200m	Overall	(0:08.69)	(0:11.34)	(0:11.89)	(0:12.53)	(0:12.71)	(0:12.28)		
7	3	ALL I WANT IS YOU	2	67.0	0:09.02	1:22.02 [7]	1:13.00 [9]	1:01.96 [7]	0:50.19 [6]	0:37.86 [6]	0:25.17 [6]	0:37.86 -2	
		Jake Molloy		1200m	Overall	(0:09.02)	(0:11.04)	(0:11.77)	(0:12.33)	(0:12.69)	(0:12.49)		
8	6	MUIRLEA MAGIC	14	67.7	0:08.53	1:22.29 [8]	1:13.76 [1]	1:02.91 [2]	0:51.06 [2]	0:38.73 [1]	0:26.03 [1]	0:38.73 -8	
		Madeleine Wishart		1200m	Overall	(0:08.53)	(0:10.85)	(0:11.85)	(0:12.33)	(0:12.70)	(0:12.89)		
9	17	KENRICK ROAD	11	63.8	0:08.96	1:22.66 [9]	1:13.70 [8]	1:02.19 [9]	0:50.33 [10]	0:37.98 [9]	0:25.38 [9]	0:37.98 -2	
		Karl Zechner		1200m	Overall	(0:08.96)	(0:11.51)	(0:11.86)	(0:12.35)	(0:12.60)	(0:12.40)		
10	9	SPILLA	4	66.6	0:08.54	1:23.11 [10]	1:14.57 [2]	1:03.60 [3]	0:51.79 [3]	0:39.22 [3]	0:26.35 [4]	0:39.22 -2	
		Olivia Webb		1200m	Overall	(0:08.54)	(0:10.97)	(0:11.81)	(0:12.57)	(0:12.87)	(0:12.92)		

Scratched: Suncraft (#16), Peach Galantes (#12), Aurelian Blanc (#1), Stellar Trixie (#11), Butterfly Wings (#13), Montagliari (#20), Underinvestigation (#8), Liza In Lights (#19), Downey (#4), Majestic Teako (#

Report Created: Sat 8 June 2024 19:18 GMT+10 (Note: Timing is based on position data)

Page 1/12

[] Ranking at each section and finish
-:-:- No data available at this section
NA No data available

SCN Saddle cloth number
DNF Did not finish
DNT Did not track

data processed by  TRIPLESDATA



Toowoomba QLD Professional
Race 5: SHERRIN RENTALS Maiden Handicap - 1300m
08 June 2024 - 18:30



Track Rating: Good 4, Weather: Fine, Rail Position: True

Section Field Times				200m 0:12.41 (0:12.41)				Last 600m 0:37.77	
Rank	TAB	Horse/Jockey	Barrier	Top Speed [km/h]	Fastest Section	Margin		Distance Travelled [m]	
1	10	RISE ANGELOU Anthony Allen	12	66.8 1200m	0:08.60 Overall	0:12.37 [2] (0:12.37)	1:21.33	0:37.39	
2	15	FREYA'S MAGIC Nozi Tomizawa	16	69.8 1200m	0:08.55 Overall	0:12.55 [1] (0:12.55)	0.8L	0:37.79	+0
3	14	NAVILLUS HELLFIRE Luke Tarrant	8	65.4 1000m	0:09.22 Overall	0:12.03 [7] (0:12.03)	0.9L	0:36.69	-8
4	2	SPRAY GUN Georgina Cartwright	9	65.6 1200m	0:08.76 Overall	0:12.38 [3] (0:12.38)	1.1L	0:37.39	-7
5	18	RED DECEPTION Kenji Yoshida	6	65.9 1200m	0:08.90 Overall	0:12.43 [8] (0:12.43)	3.4L	0:37.49	-1
6	7	ONOMATOPOEIA Dylan Bennett	1	64.6 1200m	0:08.69 Overall	0:12.57 [6] (0:12.57)	3.8L	0:37.56	-1
7	3	ALL I WANT IS YOU Jake Molloy	2	67.0 1200m	0:09.02 Overall	0:12.68 [5] (0:12.68)	3.9L	0:37.86	-2
8	6	MUIRLEA MAGIC Madeleine Wishart	14	67.7 1200m	0:08.53 Overall	0:13.14 [4] (0:13.14)	5.4L	0:38.73	-8
9	17	KENRICK ROAD Karl Zechner	11	63.8 1200m	0:08.96 Overall	0:12.98 [10] (0:12.98)	7.4L	0:37.98	-2
10	9	SPILLA Olivia Webb	4	66.6 1200m	0:08.54 Overall	0:13.43 [9] (0:13.43)	9.9L	0:39.22	-2

Scratched: Suncraft (#16), Peach Galantes (#12), Aurelian Blanc (#1), Stellar Trixie (#11), Butterfly Wings (#13), Montagliari (#20), Underinvestigation (#8), Liza In Lights (#19), Downey (#4), Majestic Teako (#

Report Created: Sat 8 June 2024 19:18 GMT+10 (Note: Timing is based on position data)

Page 2/12

[] Ranking at each section and finish
-:-:- No data available at this section
NA No data available

SCN Saddle cloth number
DNF Did not finish
DNT Did not track

data processed by  TRIPLESDATA



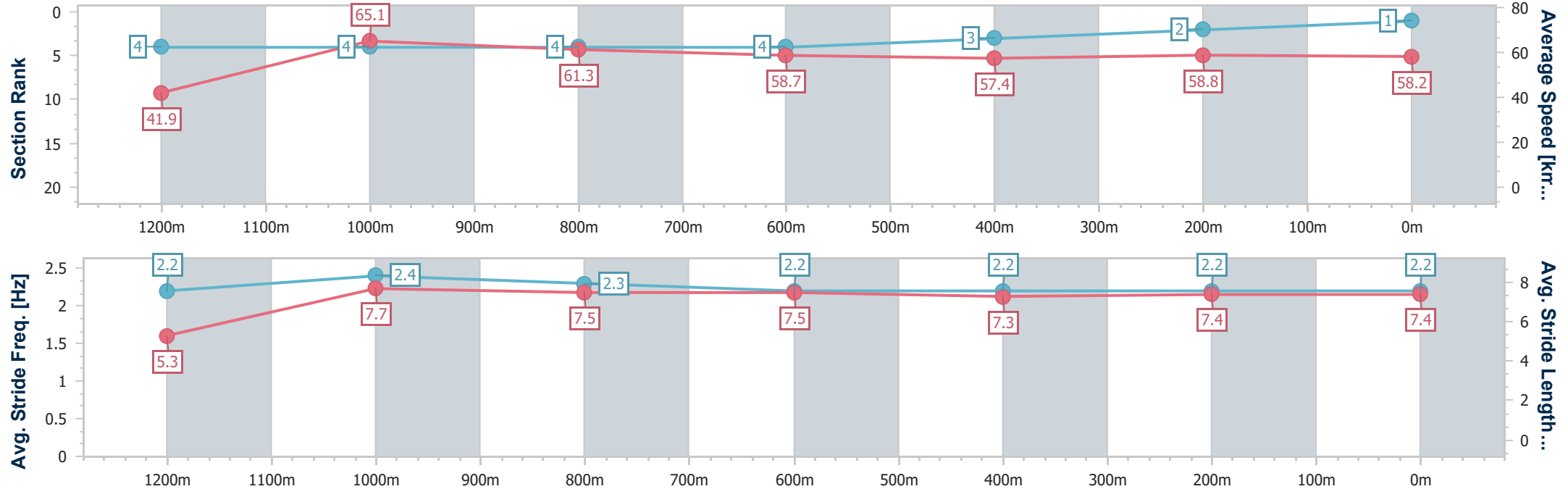
Horse/Jockey Name	Rise Angelou
Final Rank	1
Fastest Section Time (Section)	0:08.60 (Overall)
Top Speed [km/h] (Section)	66.8 (1200m)
Race State	Finished



Toowoomba QLD Professional
Race 5: SHERRIN RENTALS Maiden Handicap - 1300m
08 June 2024 - 18:30
Track Rating: Good 4, Weather: Fine, Rail Position: True



Section	Overall	1200m	1000m	800m	600m	400m	200m						
Section Times	1:21.33 [1] (0:08.60)	1:12.73 [4] (0:11.06)	1:01.67 [4] (0:11.84)	0:49.83 [4] (0:12.44)	0:37.39 [4] (0:12.68)	0:24.71 [3] (0:12.34)	0:12.37 [2] (0:12.37)						
Average Speed [km/h]	41.9	65.1	61.3	58.7	57.4	58.8	58.2						
Top Speed [km/h]	62.5	66.8	64.8	60.0	58.6	60.2	60.4						
Avg. Dist. to Rail [m]	6.7	1.1	2.5	3.1	2.5	2.1	1.3						
Avg. Stride Freq. [Hz]	2.2	2.4	2.3	2.2	2.2	2.2	2.2						
Avg. Stride Length [m]	5.3	7.7	7.5	7.5	7.3	7.4	7.4						





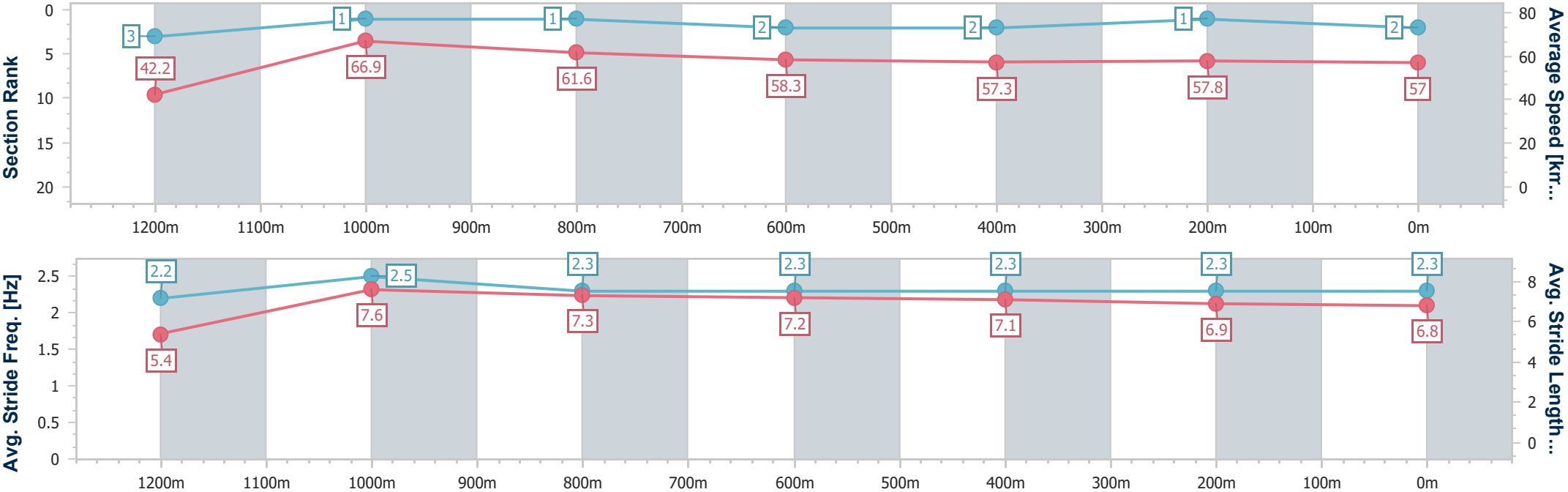
Horse/Jockey Name	Freya's Magic
Final Rank	2
Fastest Section Time (Section)	0:08.55 (Overall)
Top Speed [km/h] (Section)	69.8 (1200m)
Race State	Finished



Toowoomba QLD Professional
Race 5: SHERRIN RENTALS Maiden Handicap - 1300m
08 June 2024 - 18:30
Track Rating: Good 4, Weather: Fine, Rail Position: True



Section	Overall	1200m	1000m	800m	600m	400m	200m						
Section Times	1:21.47 [2] (0:08.55)	1:12.92 [3] (0:10.81)	1:02.11 [1] (0:11.81)	0:50.30 [1] (0:12.51)	0:37.79 [2] (0:12.74)	0:25.05 [2] (0:12.50)	0:12.55 [1] (0:12.55)						
Average Speed [km/h]	42.2	66.9	61.6	58.3	57.3	57.8	57.0						
Top Speed [km/h]	63.4	69.8	64.4	59.9	58.0	58.6	57.9						
Avg. Dist. to Rail [m]	11.8	5.4	3.2	3.4	2.5	0.6	1.0						
Avg. Stride Freq. [Hz]	2.2	2.5	2.3	2.3	2.3	2.3	2.3						
Avg. Stride Length [m]	5.4	7.6	7.3	7.2	7.1	6.9	6.8						





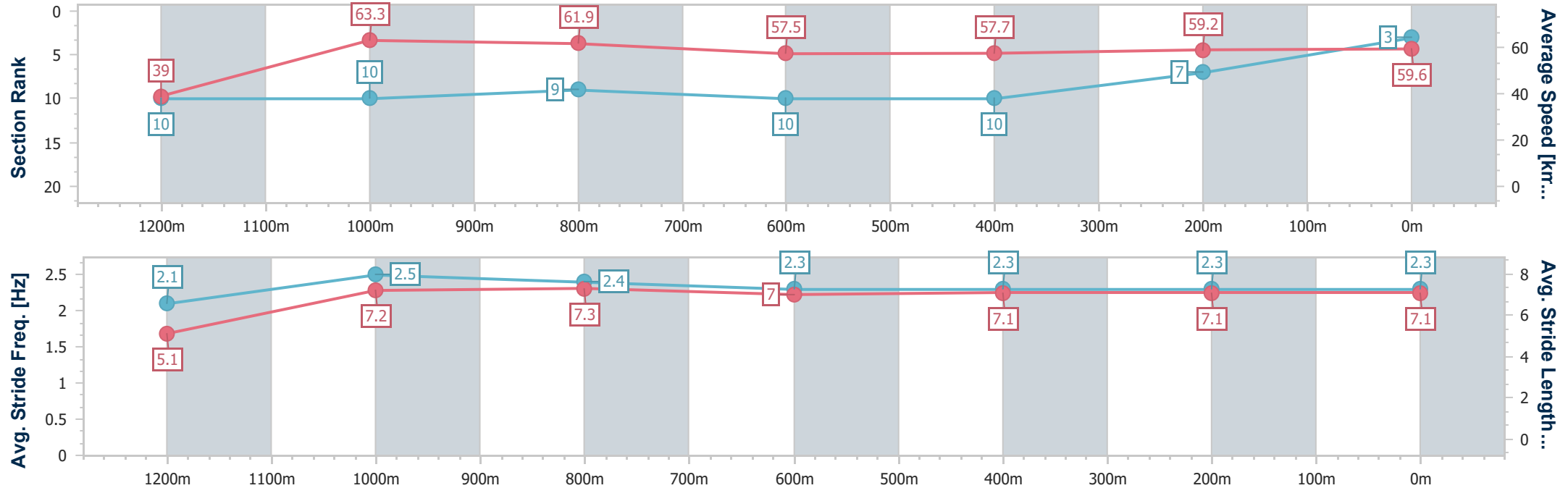
Horse/Jockey Name	Navillus Hellfire
Final Rank	3
Fastest Section Time (Section)	0:09.22 (Overall)
Top Speed [km/h] (Section)	65.4 (1000m)
Race State	Finished



Toowoomba QLD Professional
Race 5: SHERRIN RENTALS Maiden Handicap - 1300m
08 June 2024 - 18:30
Track Rating: Good 4, Weather: Fine, Rail Position: True



Section	Overall	1200m	1000m	800m	600m	400m	200m						
Section Times	1:21.48 [3] (0:09.22)	1:12.26 [10] (0:11.37)	1:00.89 [10] (0:11.68)	0:49.21 [9] (0:12.52)	0:36.69 [10] (0:12.49)	0:24.20 [10] (0:12.17)	0:12.03 [7] (0:12.03)						
Average Speed [km/h]	39.0	63.3	61.9	57.5	57.7	59.2	59.6						
Top Speed [km/h]	60.6	65.3	65.4	60.0	59.1	60.5	60.8						
Avg. Dist. to Rail [m]	5.5	1.0	0.7	0.3	0.3	1.3	4.1						
Avg. Stride Freq. [Hz]	2.1	2.5	2.4	2.3	2.3	2.3	2.3						
Avg. Stride Length [m]	5.1	7.2	7.3	7.0	7.1	7.1	7.1						





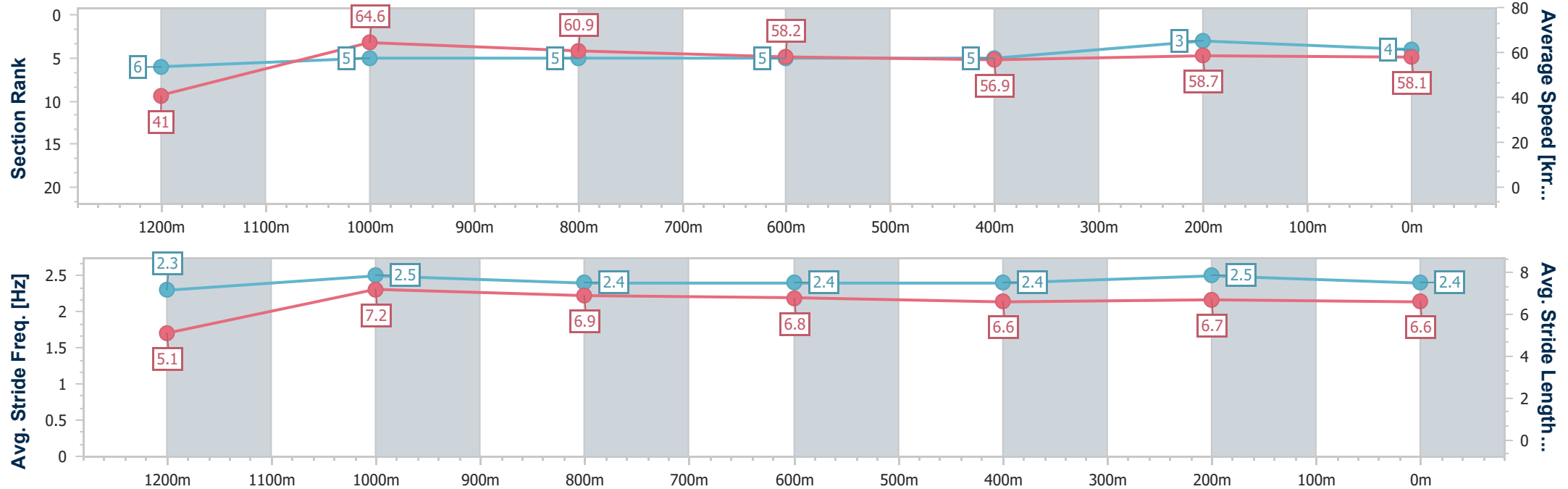
Horse/Jockey Name	Spray Gun
Final Rank	4
Fastest Section Time (Section)	0:08.76 (Overall)
Top Speed [km/h] (Section)	65.6 (1200m)
Race State	Finished



Toowoomba QLD Professional
Race 5: SHERRIN RENTALS Maiden Handicap - 1300m
08 June 2024 - 18:30
Track Rating: Good 4, Weather: Fine, Rail Position: True



Section	Overall	1200m	1000m	800m	600m	400m	200m						
Section Times	1:21.53 [4] (0:08.76)	1:12.77 [6] (0:11.16)	1:01.61 [5] (0:11.85)	0:49.76 [5] (0:12.37)	0:37.39 [5] (0:12.71)	0:24.68 [5] (0:12.30)	0:12.38 [3] (0:12.38)						
Average Speed [km/h]	41.0	64.6	60.9	58.2	56.9	58.7	58.1						
Top Speed [km/h]	62.6	65.6	64.6	59.1	58.3	60.4	59.8						
Avg. Dist. to Rail [m]	6.6	1.6	0.6	0.6	0.8	1.1	1.2						
Avg. Stride Freq. [Hz]	2.3	2.5	2.4	2.4	2.4	2.5	2.4						
Avg. Stride Length [m]	5.1	7.2	6.9	6.8	6.6	6.7	6.6						





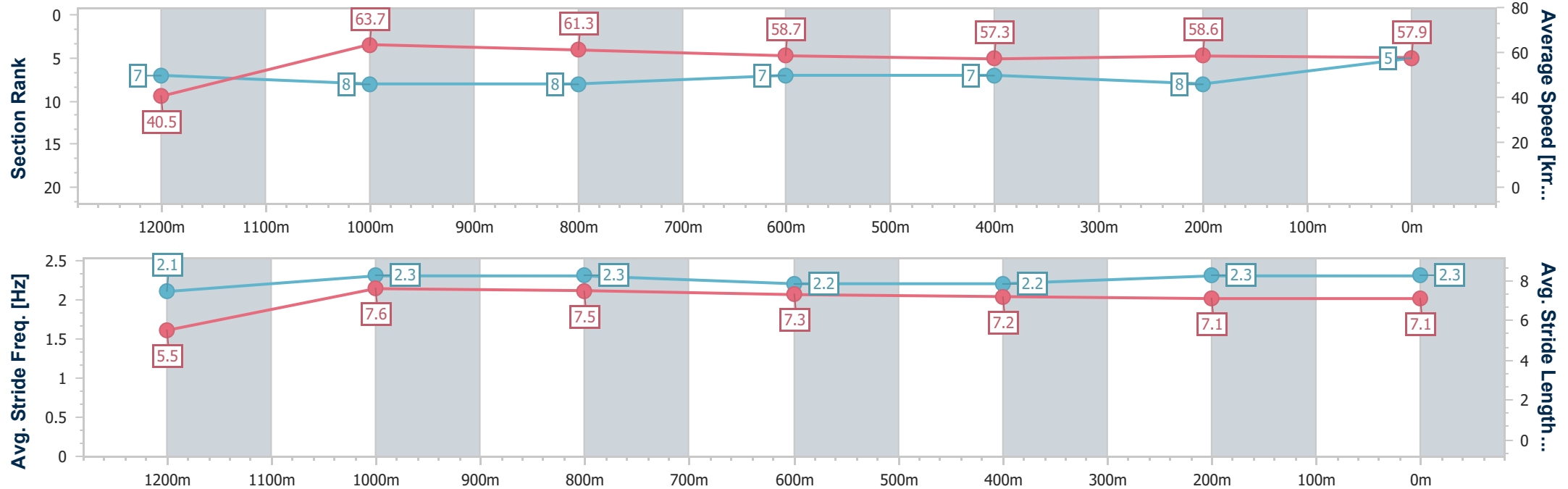
Horse/Jockey Name	Red Deception
Final Rank	5
Fastest Section Time (Section)	0:08.90 (Overall)
Top Speed [km/h] (Section)	65.9 (1200m)
Race State	Finished



Toowoomba QLD Professional
Race 5: SHERRIN RENTALS Maiden Handicap - 1300m
08 June 2024 - 18:30
Track Rating: Good 4, Weather: Fine, Rail Position: True



Section	Overall	1200m	1000m	800m	600m	400m	200m						
Section Times	1:21.93 [5] (0:08.90)	1:13.03 [7] (0:11.31)	1:01.72 [8] (0:11.85)	0:49.87 [8] (0:12.38)	0:37.49 [7] (0:12.66)	0:24.83 [7] (0:12.40)	0:12.43 [8] (0:12.43)						
Average Speed [km/h]	40.5	63.7	61.3	58.7	57.3	58.6	57.9						
Top Speed [km/h]	60.8	65.9	63.5	60.4	59.3	59.5	59.2						
Avg. Dist. to Rail [m]	5.2	3.1	2.6	2.1	2.0	3.0	5.5						
Avg. Stride Freq. [Hz]	2.1	2.3	2.3	2.2	2.2	2.3	2.3						
Avg. Stride Length [m]	5.5	7.6	7.5	7.3	7.2	7.1	7.1						





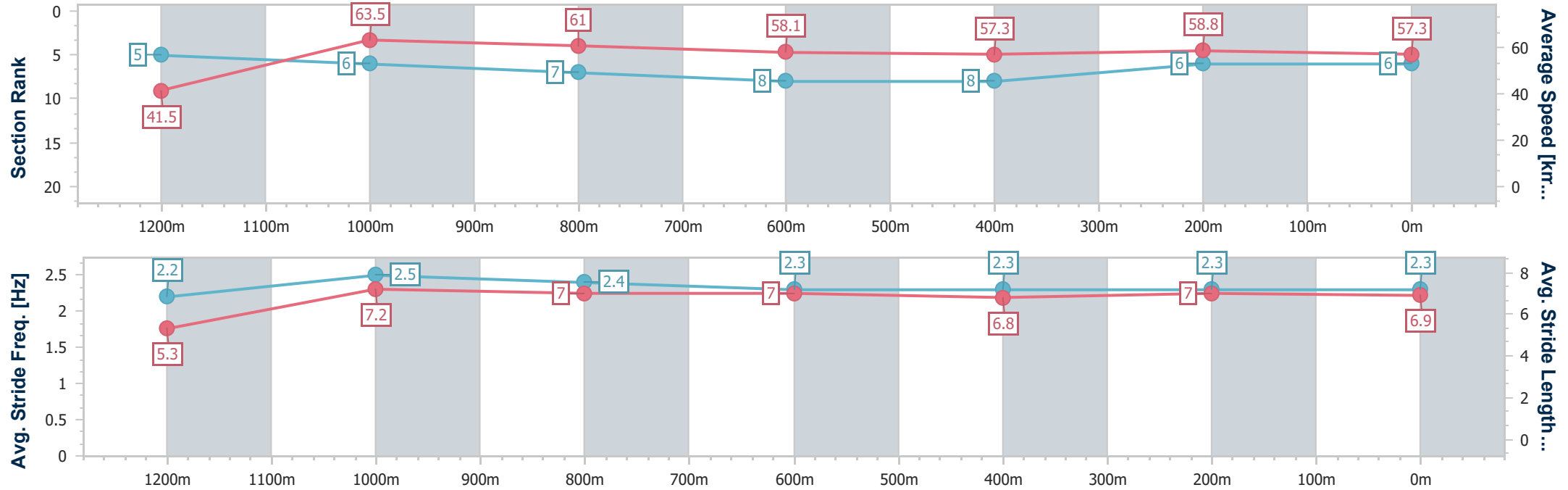
Horse/Jockey Name	Onomatopoeia
Final Rank	6
Fastest Section Time (Section)	0:08.69 (Overall)
Top Speed [km/h] (Section)	64.6 (1200m)
Race State	Finished



Toowoomba QLD Professional
Race 5: SHERRIN RENTALS Maiden Handicap - 1300m
08 June 2024 - 18:30
Track Rating: Good 4, Weather: Fine, Rail Position: True



Section	Overall	1200m	1000m	800m	600m	400m	200m						
Section Times	1:22.01 [6] (0:08.69)	1:13.32 [5] (0:11.34)	1:01.98 [6] (0:11.89)	0:50.09 [7] (0:12.53)	0:37.56 [8] (0:12.71)	0:24.85 [8] (0:12.28)	0:12.57 [6]						
Average Speed [km/h]	41.5	63.5	61.0	58.1	57.3	58.8	57.3						
Top Speed [km/h]	62.1	64.6	64.6	59.5	59.6	59.3	58.2						
Avg. Dist. to Rail [m]	4.5	3.2	2.6	2.2	2.5	0.4	1.6						
Avg. Stride Freq. [Hz]	2.2	2.5	2.4	2.3	2.3	2.3	2.3						
Avg. Stride Length [m]	5.3	7.2	7.0	7.0	6.8	7.0	6.9						





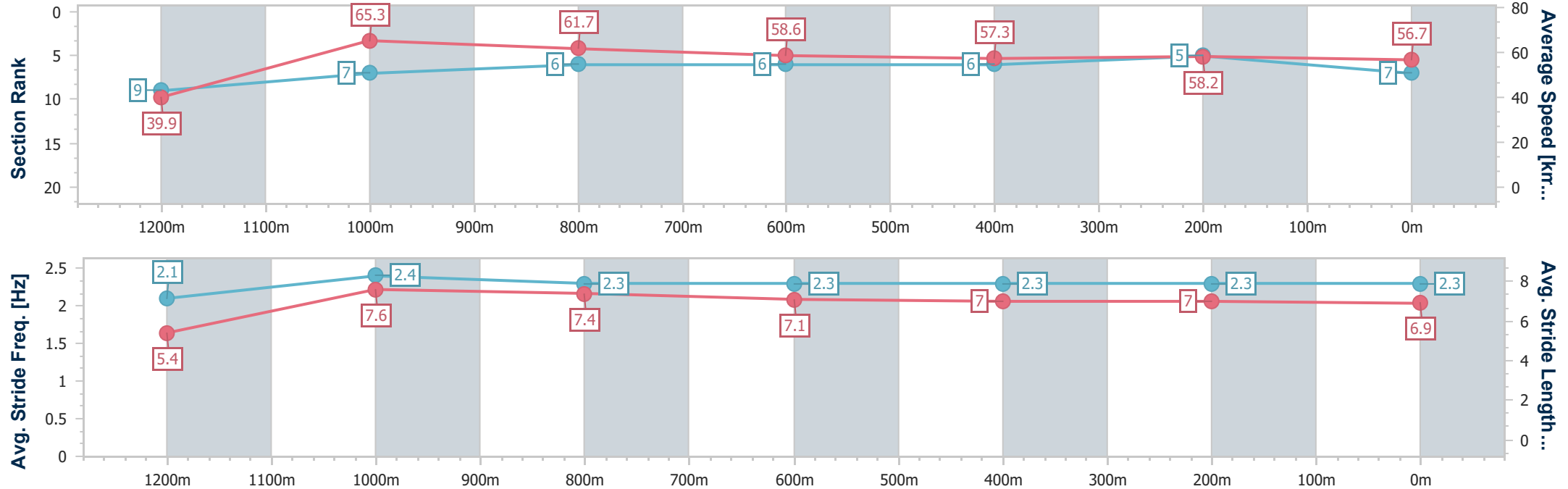
Horse/Jockey Name	All I Want Is You
Final Rank	7
Fastest Section Time (Section)	0:09.02 (Overall)
Top Speed [km/h] (Section)	67.0 (1200m)
Race State	Finished



Toowoomba QLD Professional
Race 5: SHERRIN RENTALS Maiden Handicap - 1300m
08 June 2024 - 18:30
Track Rating: Good 4, Weather: Fine, Rail Position: True



Section	Overall	1200m	1000m	800m	600m	400m	200m						
Section Times	1:22.02 [7] (0:09.02)	1:13.00 [9] (0:11.04)	1:01.96 [7] (0:11.77)	0:50.19 [6] (0:12.33)	0:37.86 [6] (0:12.69)	0:25.17 [6] (0:12.49)	0:12.68 [5] (0:12.68)						
Average Speed [km/h]	39.9	65.3	61.7	58.6	57.3	58.2	56.7						
Top Speed [km/h]	62.2	67.0	65.4	60.0	59.2	59.1	58.5						
Avg. Dist. to Rail [m]	4.1	2.2	1.8	1.3	1.9	2.6	4.6						
Avg. Stride Freq. [Hz]	2.1	2.4	2.3	2.3	2.3	2.3	2.3						
Avg. Stride Length [m]	5.4	7.6	7.4	7.1	7.0	7.0	6.9						





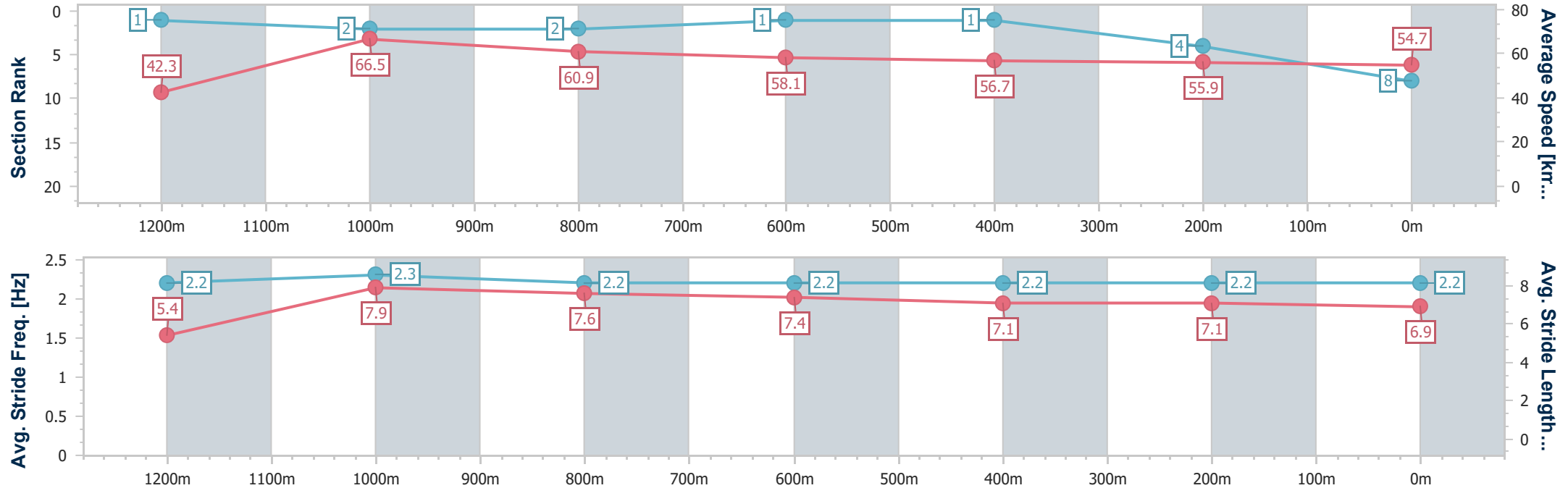
Horse/Jockey Name	Muirlea Magic
Final Rank	8
Fastest Section Time (Section)	0:08.53 (Overall)
Top Speed [km/h] (Section)	67.7 (1200m)
Race State	Finished



Toowoomba QLD Professional
Race 5: SHERRIN RENTALS Maiden Handicap - 1300m
08 June 2024 - 18:30
Track Rating: Good 4, Weather: Fine, Rail Position: True



Section	Overall	1200m	1000m	800m	600m	400m	200m						
Section Times	1:22.29 [8] (0:08.53)	1:13.76 [1] (0:10.85)	1:02.91 [2] (0:11.85)	0:51.06 [2] (0:12.33)	0:38.73 [1] (0:12.70)	0:26.03 [1] (0:12.89)	0:13.14 [4] (0:13.14)						
Average Speed [km/h]	42.3	66.5	60.9	58.1	56.7	55.9	54.7						
Top Speed [km/h]	63.7	67.7	64.4	58.9	58.1	56.9	55.9						
Avg. Dist. to Rail [m]	10.5	3.4	1.0	1.0	0.8	0.5	0.4						
Avg. Stride Freq. [Hz]	2.2	2.3	2.2	2.2	2.2	2.2	2.2						
Avg. Stride Length [m]	5.4	7.9	7.6	7.4	7.1	7.1	6.9						





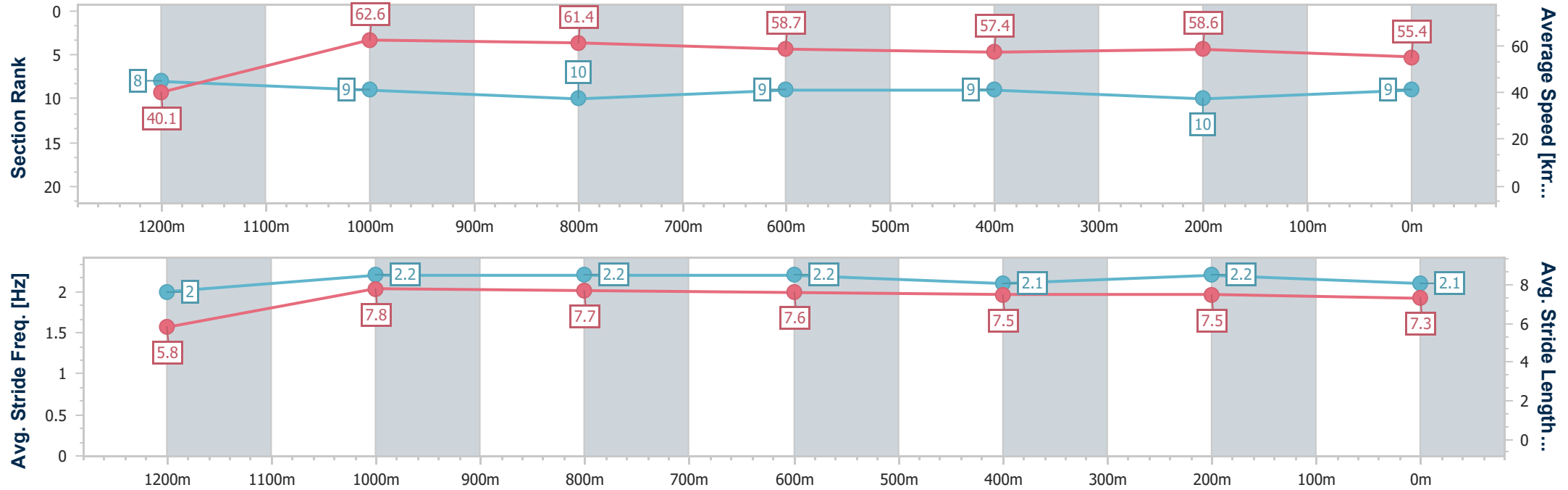
Horse/Jockey Name	Kenrick Road
Final Rank	9
Fastest Section Time (Section)	0:08.96 (Overall)
Top Speed [km/h] (Section)	63.8 (1200m)
Race State	Finished



Toowoomba QLD Professional
Race 5: SHERRIN RENTALS Maiden Handicap - 1300m
08 June 2024 - 18:30
Track Rating: Good 4, Weather: Fine, Rail Position: True



Section	Overall	1200m	1000m	800m	600m	400m	200m						
Section Times	1:22.66 [9] (0:08.96)	1:13.70 [8] (0:11.51)	1:02.19 [9] (0:11.86)	0:50.33 [10] (0:12.35)	0:37.98 [9] (0:12.60)	0:25.38 [9] (0:12.40)	0:12.98 [10] (0:12.98)						
Average Speed [km/h]	40.1	62.6	61.4	58.7	57.4	58.6	55.4						
Top Speed [km/h]	60.6	63.8	63.8	59.8	59.4	59.3	58.1						
Avg. Dist. to Rail [m]	7.1	3.1	2.5	1.3	1.3	3.1	4.3						
Avg. Stride Freq. [Hz]	2.0	2.2	2.2	2.2	2.1	2.2	2.1						
Avg. Stride Length [m]	5.8	7.8	7.7	7.6	7.5	7.5	7.3						





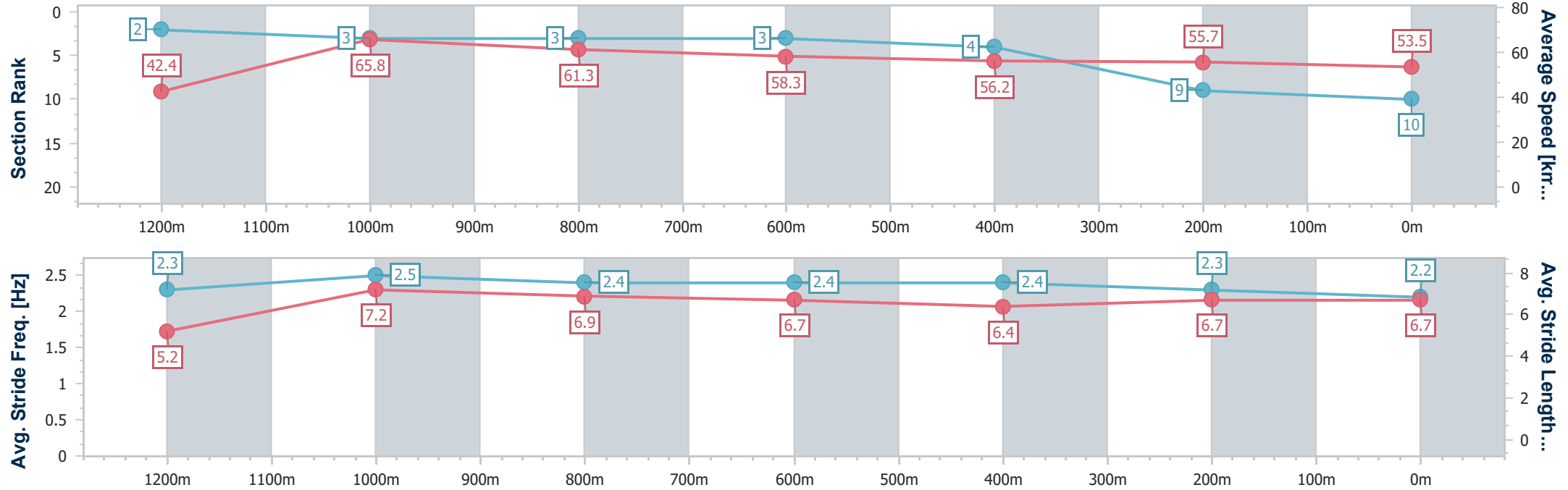
Horse/Jockey Name	Spilla
Final Rank	10
Fastest Section Time (Section)	0:08.54 (Overall)
Top Speed [km/h] (Section)	66.6 (1200m)
Race State	Finished



Toowoomba QLD Professional
Race 5: SHERRIN RENTALS Maiden Handicap - 1300m
08 June 2024 - 18:30
Track Rating: Good 4, Weather: Fine, Rail Position: True



Section	Overall	1200m	1000m	800m	600m	400m	200m						
Section Times	1:23.11 [10] (0:08.54)	1:14.57 [2] (0:10.97)	1:03.60 [3] (0:11.81)	0:51.79 [3] (0:12.57)	0:39.22 [3] (0:12.87)	0:26.35 [4] (0:12.92)	0:13.43 [9] (0:13.43)						
Average Speed [km/h]	42.4	65.8	61.3	58.3	56.2	55.7	53.5						
Top Speed [km/h]	64.7	66.6	64.0	59.5	59.5	57.1	54.4						
Avg. Dist. to Rail [m]	5.8	1.8	2.0	3.8	1.9	1.0	1.4						
Avg. Stride Freq. [Hz]	2.3	2.5	2.4	2.4	2.4	2.3	2.2						
Avg. Stride Length [m]	5.2	7.2	6.9	6.7	6.4	6.7	6.7						





Toowoomba QLD Professional
Race 6: FINNEY'S PROTECTIVE COATINGS Maiden Handicap - 1890m
08 June 2024 - 19:10



Track Rating: Good 4, Weather: Fine, Rail Position: True

Section						Overall	1600m	1400m	1200m	1000m	800m	600m	Last 600m		
Field Times						2:01.85 (0:20.81)	1:41.04 (0:11.23)	1:29.81 (0:11.91)	1:17.90 (0:12.49)	1:05.41 (0:13.14)	0:52.27 (0:13.16)	0:39.11 (0:12.89)	0:39.11		
Rank	TAB	Horse/Jockey	Barrier	Top Speed [km/h]	Fastest Section									Distance Travelled [m]	
1	7	LINDA'S MAGIC	8	65.1	0:11.25	2:01.85 [1]	1:40.38 [6]	1:29.13 [6]	1:17.27 [4]	1:05.05 [4]	0:51.98 [4]	0:38.93 [4]	0:38.93		
		Nozi Tomizawa		1600m	1600m	(0:21.47)	(0:11.25)	(0:11.86)	(0:12.22)	(0:13.07)	(0:13.05)	(0:12.80)			
2	11	UNUSUAL MELODY	9	65.6	0:11.29	2:02.30 [2]	1:40.92 [5]	1:29.63 [5]	1:17.43 [6]	1:05.30 [7]	0:52.25 [7]	0:39.22 [5]	0:39.22 +5		
		Madeleine Wishart		1600m	1600m	(0:21.38)	(0:11.29)	(0:12.20)	(0:12.13)	(0:13.05)	(0:13.03)	(0:13.22)			
3	9	IN THE PICTURE	2	66.6	0:11.17	2:02.47 [3]	1:40.31 [8]	1:29.14 [8]	1:17.23 [9]	1:05.08 [8]	0:52.14 [8]	0:39.09 [8]	0:39.09 -1		
		Stacey Callow		1600m	1600m	(0:22.16)	(0:11.17)	(0:11.91)	(0:12.15)	(0:12.94)	(0:13.05)	(0:12.91)			
4	1	GAVIN	6	68.2	0:11.42	2:02.74 [4]	1:41.86 [2]	1:30.44 [3]	1:18.51 [3]	1:06.27 [3]	0:53.16 [1]	0:40.00 [1]	0:40.00 +0		
		Anthony Allen		Overall	1600m	(0:20.88)	(0:11.42)	(0:11.93)	(0:12.24)	(0:13.11)	(0:13.16)	(0:12.89)			
5	6	SAVVY STRYKE	3	65.9	0:11.44	2:02.75 [5]	1:41.57 [4]	1:30.13 [4]	1:18.08 [5]	1:05.90 [5]	0:52.78 [5]	0:39.61 [7]	0:39.61 +4		
		Alisha Donald		Overall	1600m	(0:21.18)	(0:11.44)	(0:12.05)	(0:12.18)	(0:13.12)	(0:13.17)	(0:13.29)			
6	8	CRY ME A RIVER	4	65.9	0:11.26	2:02.85 [6]	1:40.95 [7]	1:29.69 [7]	1:17.98 [7]	1:05.87 [6]	0:52.86 [6]	0:39.74 [6]	0:39.74 -8		
		Georgina Cartwright		1600m	1600m	(0:21.90)	(0:11.26)	(0:11.71)	(0:12.11)	(0:13.01)	(0:13.12)	(0:13.10)			
7	3	MORE SUCCESS	11	65.4	0:11.33	2:03.24 [7]	1:40.56 [10]	1:29.23 [10]	1:17.54 [10]	1:05.47 [10]	0:52.54 [10]	0:39.34 [10]	0:39.34 -4		
		Jake Molloy		1600m	1600m	(0:22.68)	(0:11.33)	(0:11.69)	(0:12.07)	(0:12.93)	(0:13.20)	(0:12.84)			
8	10	LIZA IN LIGHTS	7	68.2	0:11.01	2:03.35 [8]	1:40.97 [9]	1:29.96 [9]	1:18.13 [8]	1:05.92 [9]	0:52.96 [9]	0:39.87 [9]	0:39.87 +6		
		Luke Tarrant		1600m	1600m	(0:22.38)	(0:11.01)	(0:11.83)	(0:12.21)	(0:12.96)	(0:13.09)	(0:13.03)			
9	5	PARIAH ON FIRE	1	66.2	0:11.33	2:03.88 [9]	1:42.93 [3]	1:31.60 [2]	1:19.91 [2]	1:07.44 [2]	0:54.26 [2]	0:41.03 [2]	0:41.03 -5		
		Karl Zechner		Overall	1600m	(0:20.95)	(0:11.33)	(0:11.69)	(0:12.47)	(0:13.18)	(0:13.23)	(0:13.01)			
10	2	YIPPEE BEAN	10	67.2	0:11.23	2:05.15 [10]	1:44.34 [1]	1:33.11 [1]	1:21.20 [1]	1:08.71 [1]	0:55.53 [3]	0:42.25 [3]	0:42.25 +7		
		Dylan Bennett		Overall	1600m	(0:20.81)	(0:11.23)	(0:11.91)	(0:12.49)	(0:13.18)	(0:13.28)	(0:13.25)			

Scratched: Shambolic (#4)



Toowoomba QLD Professional
Race 6: FINNEY'S PROTECTIVE COATINGS Maiden Handicap - 1890m
08 June 2024 - 19:10



Track Rating: Good 4, Weather: Fine, Rail Position: True

Section						400m	200m			Last 600m
Field Times						0:26.22 (0:13.07)	0:13.15 (0:13.15)			0:39.11
Rank	TAB	Horse/Jockey	Barrier	Top Speed [km/h]	Fastest Section			Margin		
1	7	LINDA'S MAGIC	8	65.1	0:11.25	0:26.13 [2]	0:13.15 [1]	2:01.85	0:38.93	
		Nozi Tomizawa		1600m	1600m	(0:12.98)	(0:13.15)			
2	11	UNUSUAL MELODY	9	65.6	0:11.29	0:26.00 [7]	0:13.00 [3]	2.5L	0:39.22 +5	
		Madeleine Wishart		1600m	1600m	(0:13.00)	(0:13.00)			
3	9	IN THE PICTURE	2	66.6	0:11.17	0:26.18 [6]	0:12.98 [4]	3.5L	0:39.09 -1	
		Stacey Callow		1600m	1600m	(0:13.20)	(0:12.98)			
4	1	GAVIN	6	68.2	0:11.42	0:27.11 [1]	0:13.63 [2]	5L	0:40.00 +0	
		Anthony Allen		Overall	1600m	(0:13.48)	(0:13.63)			
5	6	SAVVY STRYKE	3	65.9	0:11.44	0:26.32 [8]	0:13.20 [6]	5.1L	0:39.61 +4	
		Alisha Donald		Overall	1600m	(0:13.12)	(0:13.20)			
6	8	CRY ME A RIVER	4	65.9	0:11.26	0:26.64 [5]	0:13.35 [5]	5.6L	0:39.74 -8	
		Georgina Cartwright		1600m	1600m	(0:13.29)	(0:13.35)			
7	3	MORE SUCCESS	11	65.4	0:11.33	0:26.50 [10]	0:13.47 [8]	7.9L	0:39.34 -4	
		Jake Molloy		1600m	1600m	(0:13.03)	(0:13.47)			
8	10	LIZA IN LIGHTS	7	68.2	0:11.01	0:26.84 [9]	0:13.39 [9]	8.4L	0:39.87 +6	
		Luke Tarrant		1600m	1600m	(0:13.45)	(0:13.39)			
9	5	PARIAH ON FIRE	1	66.2	0:11.33	0:28.02 [3]	0:14.32 [7]	11.4L	0:41.03 -5	
		Karl Zechner		Overall	1600m	(0:13.70)	(0:14.32)			
10	2	YIPPEE BEAN	10	67.2	0:11.23	0:29.00 [4]	0:15.04 [10]	18.9L	0:42.25 +7	
		Dylan Bennett		Overall	1600m	(0:13.96)	(0:15.04)			

Scratched: Shambolic (#4)



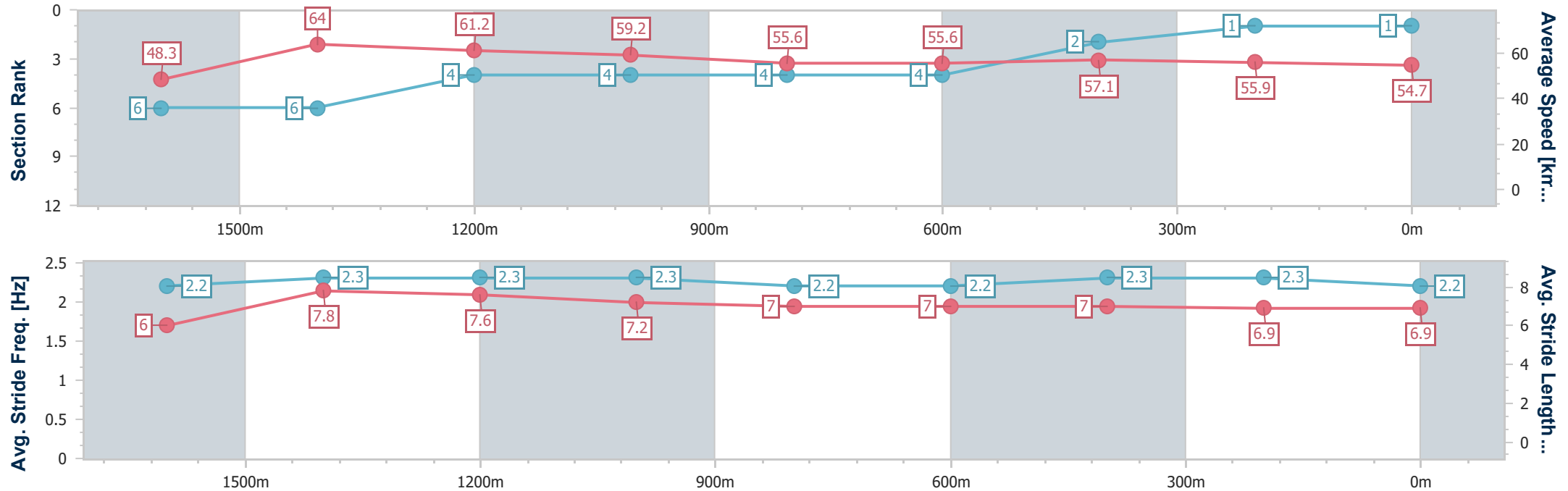
Horse/Jockey Name	Linda's Magic
Final Rank	1
Fastest Section Time (Section)	0:11.25 (1600m)
Top Speed [km/h] (Section)	65.1 (1600m)
Race State	Finished



Toowoomba QLD Professional
Race 6: FINNEY'S PROTECTIVE COATINGS Maiden Handicap - 1890m
08 June 2024 - 19:10
Track Rating: Good 4, Weather: Fine, Rail Position: True



Section	Overall	1600m	1400m	1200m	1000m	800m	600m	400m	200m				
Section Times	2:01.85 [1] (0:21.47)	1:40.38 [6] (0:11.25)	1:29.13 [6] (0:11.86)	1:17.27 [4] (0:12.22)	1:05.05 [4] (0:13.07)	0:51.98 [4] (0:13.05)	0:38.93 [4] (0:12.80)	0:26.13 [2] (0:12.98)	0:13.15 [1] (0:13.15)				
Average Speed [km/h]	48.3	64.0	61.2	59.2	55.6	55.6	57.1	55.9	54.7				
Top Speed [km/h]	64.9	65.1	65.1	60.7	57.1	57.6	57.9	57.0	55.4				
Avg. Dist. to Rail [m]	6.3	0.7	1.7	3.1	2.7	2.5	3.2	1.5	0.6				
Avg. Stride Freq. [Hz]	2.2	2.3	2.3	2.3	2.2	2.2	2.3	2.3	2.2				
Avg. Stride Length [m]	6.0	7.8	7.6	7.2	7.0	7.0	7.0	6.9	6.9				



[] Ranking at each section and finish
-.-.- No data available at this section
NA No data available



Horse/Jockey Name	Unusual Melody
Final Rank	2
Fastest Section Time (Section)	0:11.29 (1600m)
Top Speed [km/h] (Section)	65.6 (1600m)
Race State	Finished



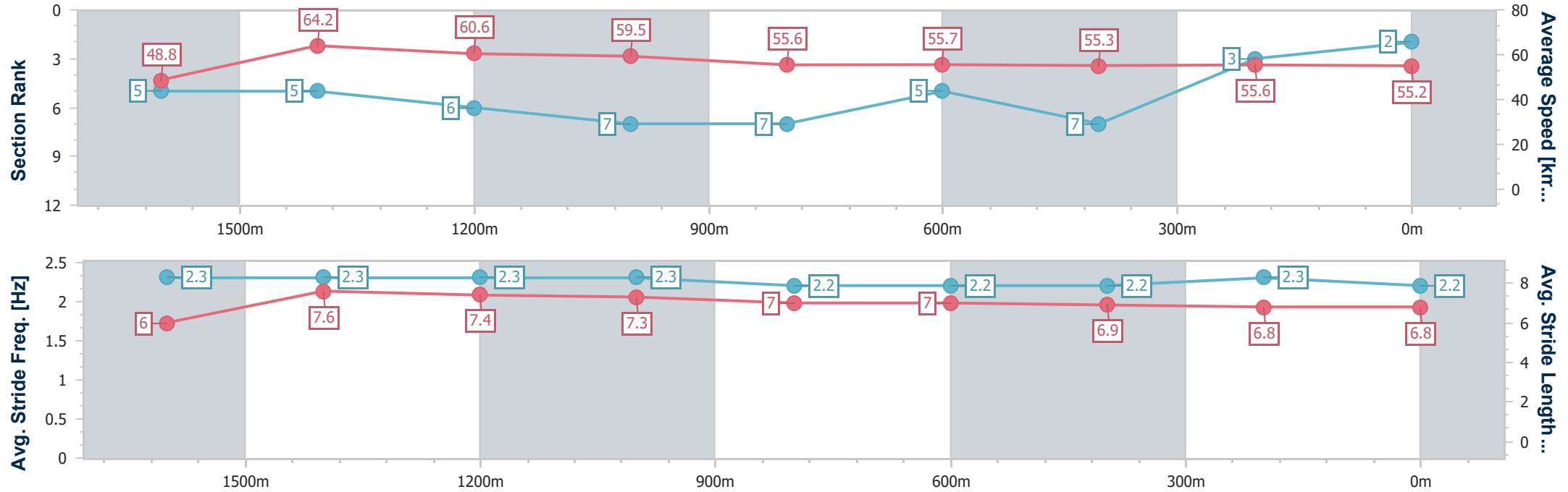
Toowoomba QLD Professional
Race 6: FINNEY'S PROTECTIVE COATINGS Maiden Handicap - 1890m



08 June 2024 - 19:10

Track Rating: Good 4, Weather: Fine, Rail Position: True

Section	Overall	1600m	1400m	1200m	1000m	800m	600m	400m	200m				
Section Times	2:02.30 [2] (0:21.38)	1:40.92 [5] (0:11.29)	1:29.63 [5] (0:12.20)	1:17.43 [6] (0:12.13)	1:05.30 [7] (0:13.05)	0:52.25 [7] (0:13.03)	0:39.22 [5] (0:13.22)	0:26.00 [7] (0:13.00)	0:13.00 [3] (0:13.00)				
Average Speed [km/h]	48.8	64.2	60.6	59.5	55.6	55.7	55.3	55.6	55.2				
Top Speed [km/h]	65.4	65.6	64.2	60.9	58.3	57.8	57.5	56.1	55.8				
Avg. Dist. to Rail [m]	6.1	2.6	4.0	3.8	2.3	2.5	2.5	2.0	2.3				
Avg. Stride Freq. [Hz]	2.3	2.3	2.3	2.3	2.2	2.2	2.2	2.3	2.2				
Avg. Stride Length [m]	6.0	7.6	7.4	7.3	7.0	7.0	6.9	6.8	6.8				



- [] Ranking at each section and finish
- .-.- No data available at this section
- NA No data available



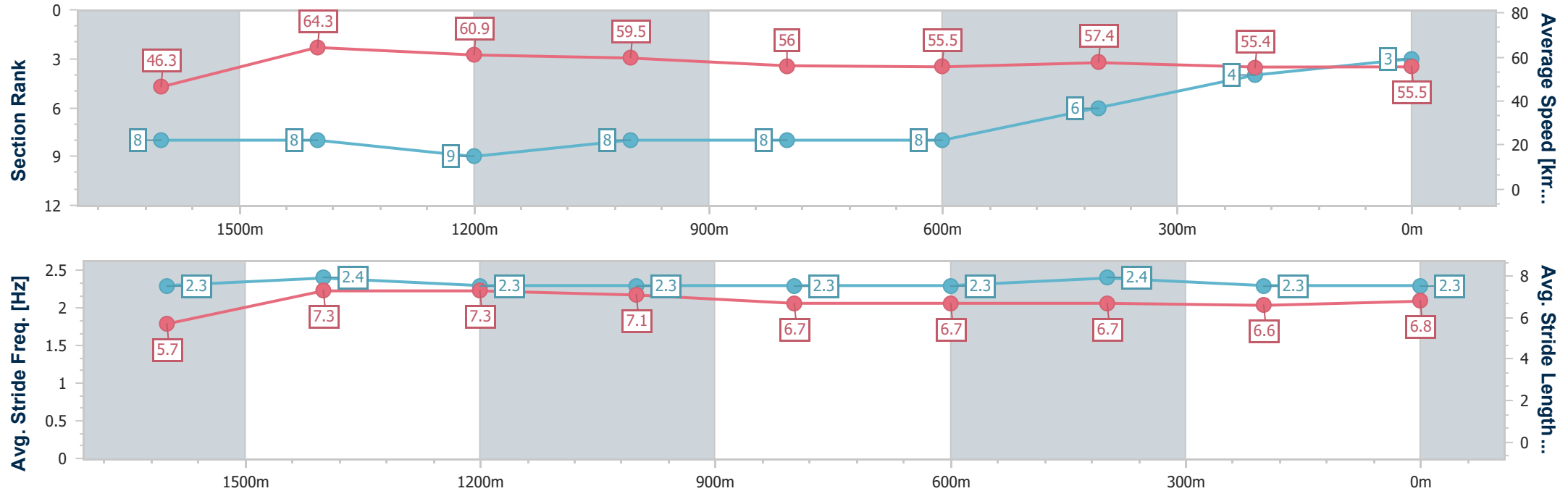
Horse/Jockey Name	In The Picture
Final Rank	3
Fastest Section Time (Section)	0:11.17 (1600m)
Top Speed [km/h] (Section)	66.6 (1600m)
Race State	Finished



Toowoomba QLD Professional
Race 6: FINNEY'S PROTECTIVE COATINGS Maiden Handicap - 1890m
08 June 2024 - 19:10
Track Rating: Good 4, Weather: Fine, Rail Position: True



Section	Overall	1600m	1400m	1200m	1000m	800m	600m	400m	200m				
Section Times	2:02.47 [3] (0:22.16)	1:40.31 [8] (0:11.17)	1:29.14 [8] (0:11.91)	1:17.23 [9] (0:12.15)	1:05.08 [8] (0:12.94)	0:52.14 [8] (0:13.05)	0:39.09 [8] (0:12.91)	0:26.18 [6] (0:13.20)	0:12.98 [4] (0:12.98)				
Average Speed [km/h]	46.3	64.3	60.9	59.5	56.0	55.5	57.4	55.4	55.5				
Top Speed [km/h]	65.3	66.6	63.9	60.0	59.8	58.8	59.7	56.7	62.4				
Avg. Dist. to Rail [m]	8.9	1.3	1.4	2.7	1.9	2.1	4.8	4.5	5.8				
Avg. Stride Freq. [Hz]	2.3	2.4	2.3	2.3	2.3	2.3	2.4	2.3	2.3				
Avg. Stride Length [m]	5.7	7.3	7.3	7.1	6.7	6.7	6.7	6.6	6.8				



[] Ranking at each section and finish
-.-.- No data available at this section
NA No data available



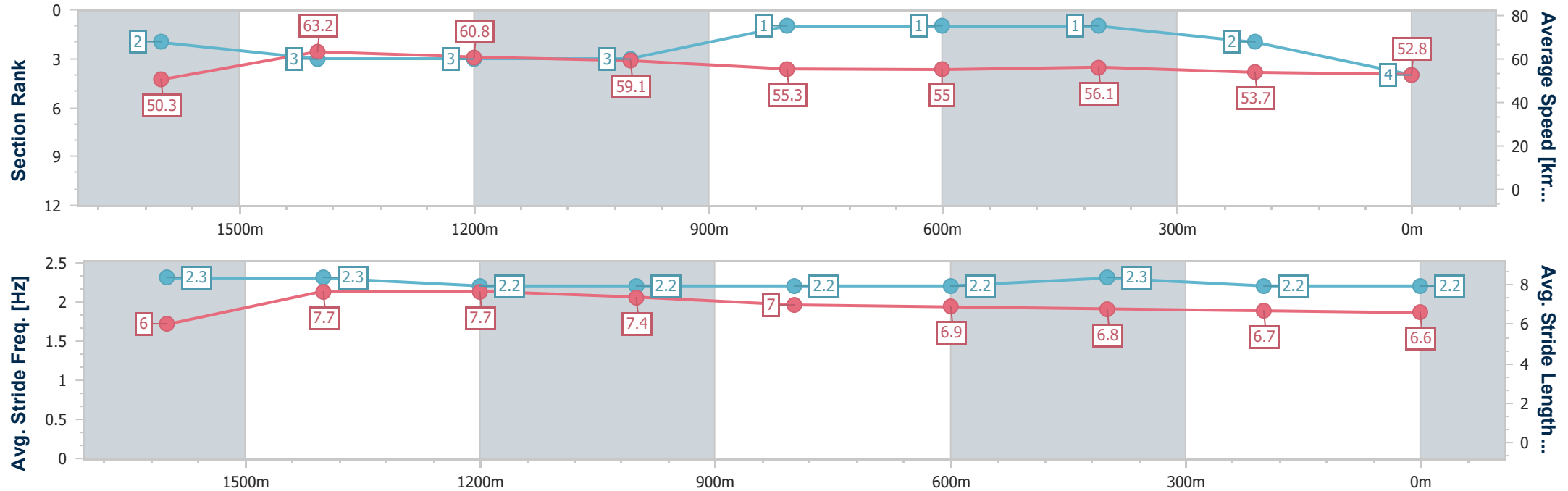
Horse/Jockey Name	Gavin
Final Rank	4
Fastest Section Time (Section)	0:11.42 (1600m)
Top Speed [km/h] (Section)	68.2 (Overall)
Race State	Finished



Toowoomba QLD Professional
Race 6: FINNEY'S PROTECTIVE COATINGS Maiden Handicap - 1890m
08 June 2024 - 19:10
Track Rating: Good 4, Weather: Fine, Rail Position: True



Section	Overall	1600m	1400m	1200m	1000m	800m	600m	400m	200m				
Section Times	2:02.74 [4] (0:20.88)	1:41.86 [2] (0:11.42)	1:30.44 [3] (0:11.93)	1:18.51 [3] (0:12.24)	1:06.27 [3] (0:13.11)	0:53.16 [1] (0:13.16)	0:40.00 [1] (0:12.89)	0:27.11 [1] (0:13.48)	0:13.63 [2] (0:13.63)				
Average Speed [km/h]	50.3	63.2	60.8	59.1	55.3	55.0	56.1	53.7	52.8				
Top Speed [km/h]	68.2	64.4	63.4	60.7	56.9	56.7	57.1	54.7	55.0				
Avg. Dist. to Rail [m]	7.8	1.0	1.9	1.4	0.9	1.5	1.3	1.1	1.1				
Avg. Stride Freq. [Hz]	2.3	2.3	2.2	2.2	2.2	2.2	2.3	2.2	2.2				
Avg. Stride Length [m]	6.0	7.7	7.7	7.4	7.0	6.9	6.8	6.7	6.6				





Horse/Jockey Name	Savvy Stryke
Final Rank	5
Fastest Section Time (Section)	0:11.44 (1600m)
Top Speed [km/h] (Section)	65.9 (Overall)
Race State	Finished



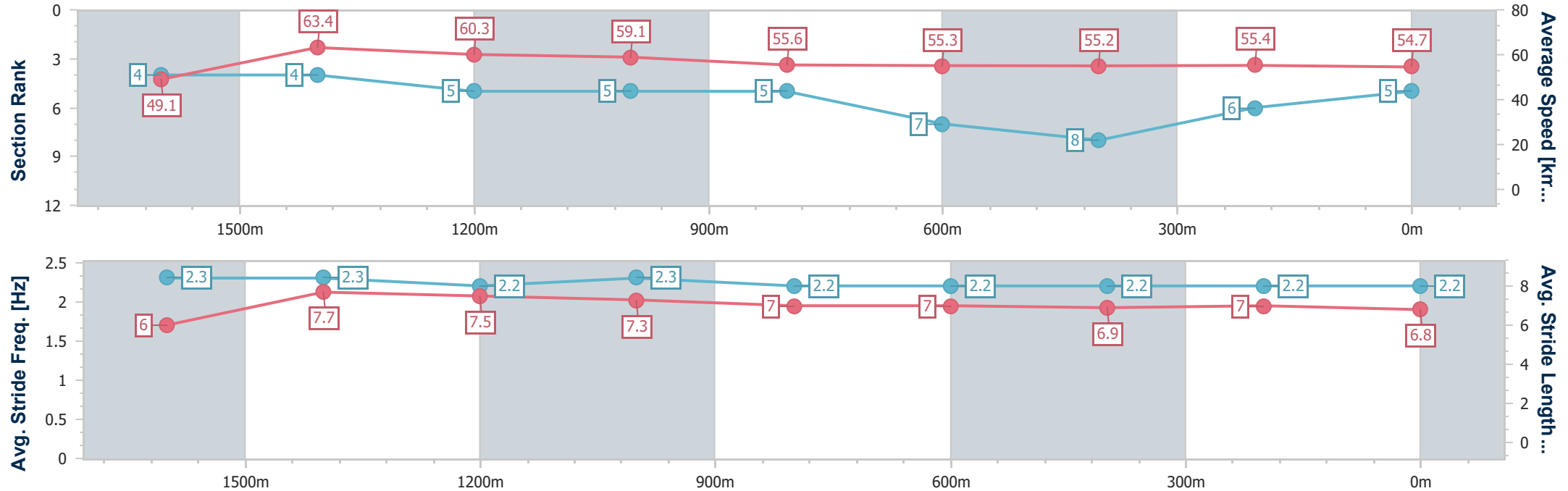
Toowoomba QLD Professional
Race 6: FINNEY'S PROTECTIVE COATINGS Maiden Handicap -
1890m



08 June 2024 - 19:10

Track Rating: Good 4, Weather: Fine, Rail Position: True

Section	Overall	1600m	1400m	1200m	1000m	800m	600m	400m	200m				
Section Times	2:02.75 [5] (0:21.18)	1:41.57 [4] (0:11.44)	1:30.13 [4] (0:12.05)	1:18.08 [5] (0:12.18)	1:05.90 [5] (0:13.12)	0:52.78 [5] (0:13.17)	0:39.61 [7] (0:13.29)	0:26.32 [8] (0:13.12)	0:13.20 [6] (0:13.20)				
Average Speed [km/h]	49.1	63.4	60.3	59.1	55.6	55.3	55.2	55.4	54.7				
Top Speed [km/h]	65.9	64.9	62.8	61.2	57.0	56.2	56.3	57.1	55.2				
Avg. Dist. to Rail [m]	5.4	1.3	1.9	3.2	3.3	3.2	3.7	4.0	4.4				
Avg. Stride Freq. [Hz]	2.3	2.3	2.2	2.3	2.2	2.2	2.2	2.2	2.2				
Avg. Stride Length [m]	6.0	7.7	7.5	7.3	7.0	7.0	6.9	7.0	6.8				





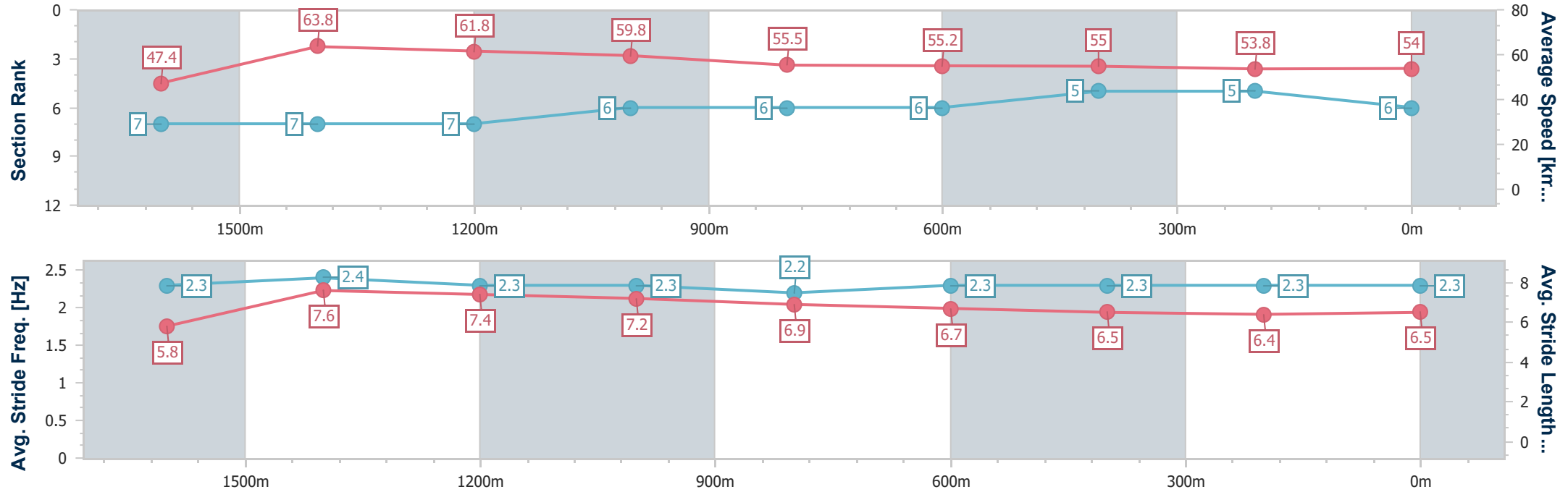
Horse/Jockey Name	Cry Me A River
Final Rank	6
Fastest Section Time (Section)	0:11.26 (1600m)
Top Speed [km/h] (Section)	65.9 (1600m)
Race State	Finished



Toowoomba QLD Professional
Race 6: FINNEY'S PROTECTIVE COATINGS Maiden Handicap - 1890m
08 June 2024 - 19:10
Track Rating: Good 4, Weather: Fine, Rail Position: True



Section	Overall	1600m	1400m	1200m	1000m	800m	600m	400m	200m				
Section Times	2:02.85 [6] (0:21.90)	1:40.95 [7] (0:11.26)	1:29.69 [7] (0:11.71)	1:17.98 [7] (0:12.11)	1:05.87 [6] (0:13.01)	0:52.86 [6] (0:13.12)	0:39.74 [6] (0:13.10)	0:26.64 [5] (0:13.29)	0:13.35 [5] (0:13.35)				
Average Speed [km/h]	47.4	63.8	61.8	59.8	55.5	55.2	55.0	53.8	54.0				
Top Speed [km/h]	64.2	65.9	65.5	60.8	58.0	57.9	58.3	54.9	54.1				
Avg. Dist. to Rail [m]	5.6	0.9	1.2	2.0	1.5	0.8	0.4	1.6	2.7				
Avg. Stride Freq. [Hz]	2.3	2.4	2.3	2.3	2.2	2.3	2.3	2.3	2.3				
Avg. Stride Length [m]	5.8	7.6	7.4	7.2	6.9	6.7	6.5	6.4	6.5				



- [] Ranking at each section and finish
- .-.- No data available at this section
- NA No data available



Horse/Jockey Name	More Success
Final Rank	7
Fastest Section Time (Section)	0:11.33 (1600m)
Top Speed [km/h] (Section)	65.4 (1600m)
Race State	Finished



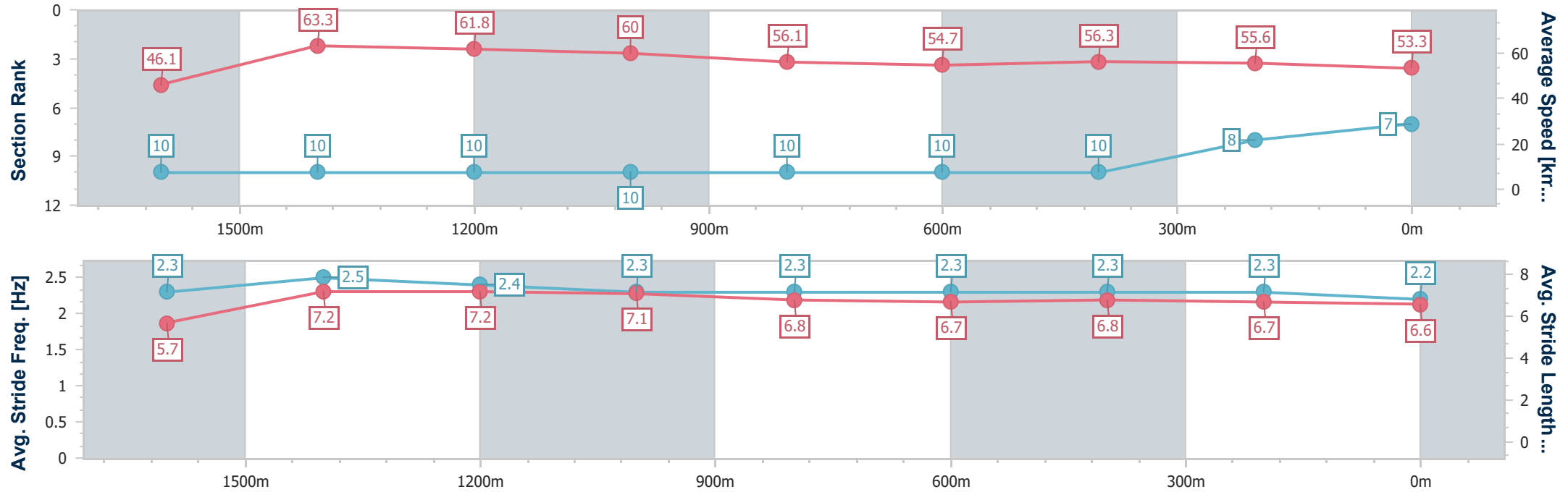
Toowoomba QLD Professional
Race 6: FINNEY'S PROTECTIVE COATINGS Maiden Handicap - 1890m



08 June 2024 - 19:10

Track Rating: Good 4, Weather: Fine, Rail Position: True

Section	Overall	1600m	1400m	1200m	1000m	800m	600m	400m	200m				
Section Times	2:03.24 [7] (0:22.68)	1:40.56 [10] (0:11.33)	1:29.23 [10] (0:11.69)	1:17.54 [10] (0:12.07)	1:05.47 [10] (0:12.93)	0:52.54 [10] (0:13.20)	0:39.34 [10] (0:12.84)	0:26.50 [10] (0:13.03)	0:13.47 [8] (0:13.47)				
Average Speed [km/h]	46.1	63.3	61.8	60.0	56.1	54.7	56.3	55.6	53.3				
Top Speed [km/h]	63.6	65.4	64.9	60.5	59.5	56.9	57.5	57.0	54.2				
Avg. Dist. to Rail [m]	5.8	0.5	0.9	2.3	2.2	1.2	1.0	1.3	1.5				
Avg. Stride Freq. [Hz]	2.3	2.5	2.4	2.3	2.3	2.3	2.3	2.3	2.2				
Avg. Stride Length [m]	5.7	7.2	7.2	7.1	6.8	6.7	6.8	6.7	6.6				



- [] Ranking at each section and finish
- No data available at this section
- NA No data available



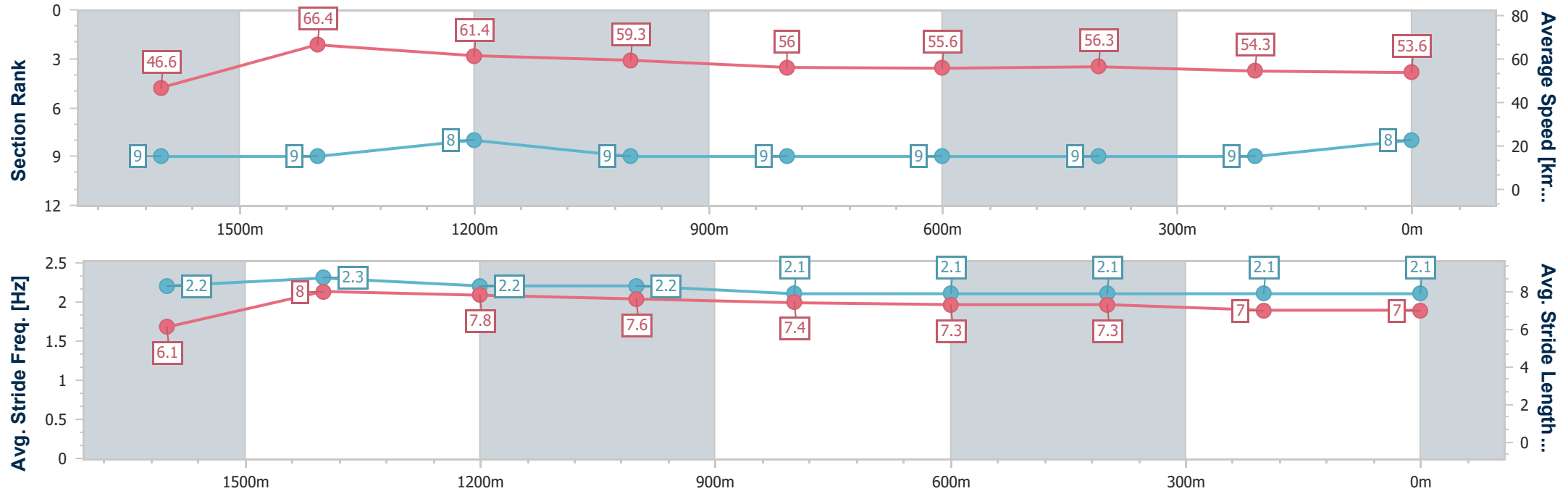
Horse/Jockey Name	Liza In Lights
Final Rank	8
Fastest Section Time (Section)	0:11.01 (1600m)
Top Speed [km/h] (Section)	68.2 (1600m)
Race State	Finished



Toowoomba QLD Professional
Race 6: FINNEY'S PROTECTIVE COATINGS Maiden Handicap - 1890m
08 June 2024 - 19:10
Track Rating: Good 4, Weather: Fine, Rail Position: True



Section	Overall	1600m	1400m	1200m	1000m	800m	600m	400m	200m				
Section Times	2:03.35 [8] (0:22.38)	1:40.97 [9] (0:11.01)	1:29.96 [9] (0:11.83)	1:18.13 [8] (0:12.21)	1:05.92 [9] (0:12.96)	0:52.96 [9] (0:13.09)	0:39.87 [9] (0:13.03)	0:26.84 [9] (0:13.45)	0:13.39 [9] (0:13.39)				
Average Speed [km/h]	46.6	66.4	61.4	59.3	56.0	55.6	56.3	54.3	53.6				
Top Speed [km/h]	65.3	68.2	64.7	59.9	59.0	57.3	57.1	55.6	54.5				
Avg. Dist. to Rail [m]	5.5	3.2	2.2	3.0	2.9	3.1	3.4	4.0	3.8				
Avg. Stride Freq. [Hz]	2.2	2.3	2.2	2.2	2.1	2.1	2.1	2.1	2.1				
Avg. Stride Length [m]	6.1	8.0	7.8	7.6	7.4	7.3	7.3	7.0	7.0				



[] Ranking at each section and finish
-.-.- No data available at this section
NA No data available



Horse/Jockey Name	Pariah On Fire
Final Rank	9
Fastest Section Time (Section)	0:11.33 (1600m)
Top Speed [km/h] (Section)	66.2 (Overall)
Race State	Finished



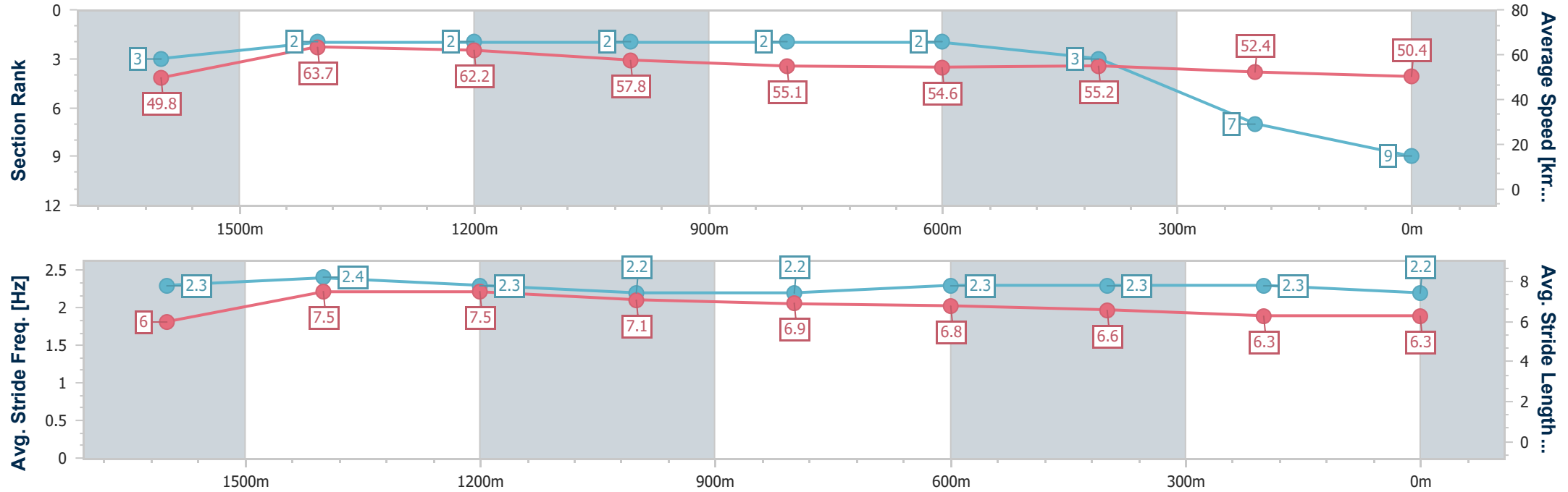
Toowoomba QLD Professional
Race 6: FINNEY'S PROTECTIVE COATINGS Maiden Handicap - 1890m



08 June 2024 - 19:10

Track Rating: Good 4, Weather: Fine, Rail Position: True

Section	Overall	1600m	1400m	1200m	1000m	800m	600m	400m	200m				
Section Times	2:03.88 [9] (0:20.95)	1:42.93 [3] (0:11.33)	1:31.60 [2] (0:11.69)	1:19.91 [2] (0:12.47)	1:07.44 [2] (0:13.18)	0:54.26 [2] (0:13.23)	0:41.03 [2] (0:13.01)	0:28.02 [3] (0:13.70)	0:14.32 [7] (0:14.32)				
Average Speed [km/h]	49.8	63.7	62.2	57.8	55.1	54.6	55.2	52.4	50.4				
Top Speed [km/h]	66.2	66.0	66.0	60.0	56.0	55.7	56.6	54.0	52.3				
Avg. Dist. to Rail [m]	5.1	1.4	1.8	1.9	2.2	1.4	0.8	0.8	1.7				
Avg. Stride Freq. [Hz]	2.3	2.4	2.3	2.2	2.2	2.3	2.3	2.3	2.2				
Avg. Stride Length [m]	6.0	7.5	7.5	7.1	6.9	6.8	6.6	6.3	6.3				





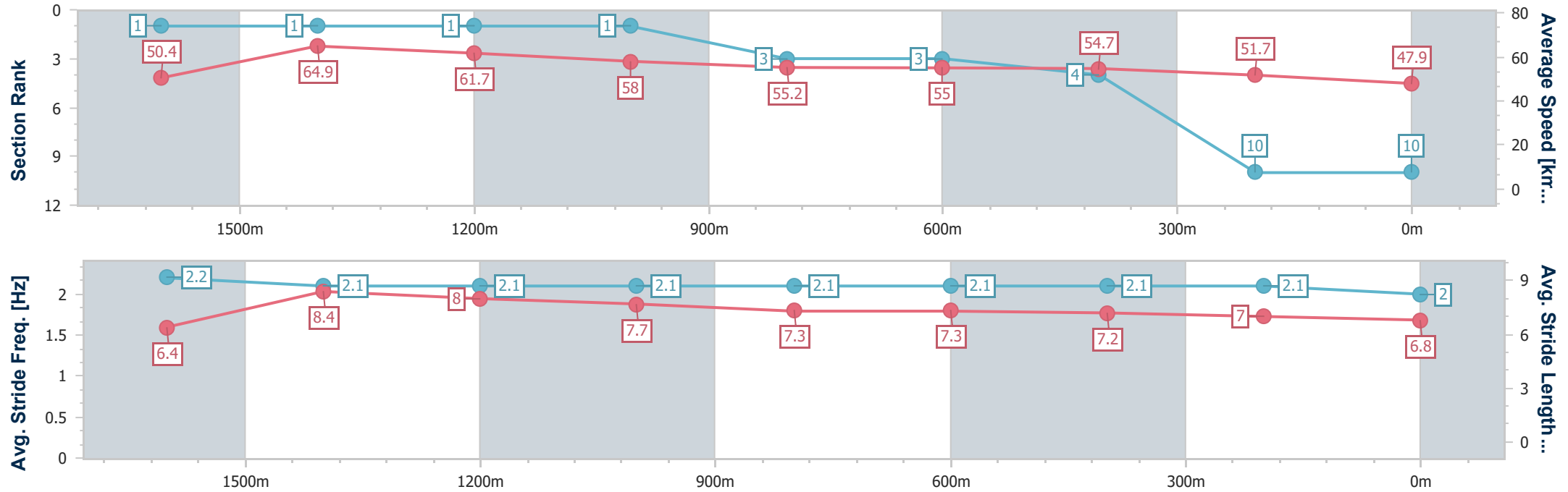
Horse/Jockey Name	Yippee Bean
Final Rank	10
Fastest Section Time (Section)	0:11.23 (1600m)
Top Speed [km/h] (Section)	67.2 (Overall)
Race State	Finished



Toowoomba QLD Professional
Race 6: FINNEY'S PROTECTIVE COATINGS Maiden Handicap - 1890m
08 June 2024 - 19:10
Track Rating: Good 4, Weather: Fine, Rail Position: True



Section	Overall	1600m	1400m	1200m	1000m	800m	600m	400m	200m				
Section Times	2:05.15 [10] (0:20.81)	1:44.34 [1] (0:11.23)	1:33.11 [1] (0:11.91)	1:21.20 [1] (0:12.49)	1:08.71 [1] (0:13.18)	0:55.53 [3] (0:13.28)	0:42.25 [3] (0:13.25)	0:29.00 [4] (0:13.96)	0:15.04 [10] (0:15.04)				
Average Speed [km/h]	50.4	64.9	61.7	58.0	55.2	55.0	54.7	51.7	47.9				
Top Speed [km/h]	67.2	66.3	63.7	60.3	56.6	55.9	55.9	52.4	51.2				
Avg. Dist. to Rail [m]	7.4	3.1	3.9	4.4	3.9	3.1	1.6	1.1	0.4				
Avg. Stride Freq. [Hz]	2.2	2.1	2.1	2.1	2.1	2.1	2.1	2.1	2.0				
Avg. Stride Length [m]	6.4	8.4	8.0	7.7	7.3	7.3	7.2	7.0	6.8				





Toowoomba QLD Professional
Race 7: QUEST TOOWOOMBA APARTMENT HOTEL QTIS Three-Year-
Old Maiden Handicap - 1100m
08 June 2024 - 19:45



Track Rating: Good 4, Weather: Fine, Rail Position: True

Section						Overall	1000m	800m	600m	400m	200m	Last 600m	
Field Times						1:07.25 (0:08.02)	0:59.23 (0:11.33)	0:47.90 (0:11.77)	0:36.13 (0:12.06)	0:24.07 (0:12.03)	0:12.04 (0:12.04)	0:36.13	
Rank	TAB	Horse/Jockey	Barrier	Top Speed [km/h]	Fastest Section							Margin	Distance Travelled [m]
1	2	DRANG A TANG	7	65.2	0:08.13	1:07.25 [1]	0:59.12 [4]	0:47.80 [3]	0:36.08 [2]	0:24.07 [1]	0:12.04 [1]	1:07.25	0:36.08
		Georgina Cartwright		1000m	Overall	(0:08.13)	(0:11.32)	(0:11.72)	(0:12.01)	(0:12.03)	(0:12.04)		
2	5	FALLGUY	9	65.2	0:08.25	1:07.46 [2]	0:59.21 [5]	0:47.76 [5]	0:35.98 [5]	0:23.96 [6]	0:12.09 [3]	1L	0:35.98
		Nozi Tomizawa		1000m	Overall	(0:08.25)	(0:11.45)	(0:11.78)	(0:12.02)	(0:11.87)	(0:12.09)		+0
3	10	KEYBOARD	6	65.3	0:08.12	1:07.63 [3]	0:59.51 [3]	0:47.97 [4]	0:36.20 [4]	0:24.22 [5]	0:12.27 [2]	2L	0:36.20
		Dylan Bennett		1000m	Overall	(0:08.12)	(0:11.54)	(0:11.77)	(0:11.98)	(0:11.95)	(0:12.27)		-2
4	11	WINDOW TAPPER	3	65.3	0:08.45	1:08.03 [4]	0:59.58 [6]	0:48.26 [6]	0:36.55 [6]	0:24.63 [4]	0:12.36 [4]	4.3L	0:36.55
		Kenji Yoshida		1000m	Overall	(0:08.45)	(0:11.32)	(0:11.71)	(0:11.92)	(0:12.27)	(0:12.36)		-9
5	4	TONATIUH	4	65.3	0:08.61	1:08.27 [5]	0:59.66 [7]	0:48.36 [7]	0:36.59 [7]	0:24.54 [7]	0:12.33 [7]	5.6L	0:36.59
		Madeleine Wishart		1000m	Overall	(0:08.61)	(0:11.30)	(0:11.77)	(0:12.05)	(0:12.21)	(0:12.33)		-3
6	1	BOOMLANDER	5	65.2	0:08.02	1:09.07 [6]	1:01.05 [1]	0:49.63 [2]	0:37.79 [3]	0:25.78 [3]	0:13.36 [5]	10.1L	0:37.79
		Anthony Allen		1000m	Overall	(0:08.02)	(0:11.42)	(0:11.84)	(0:12.01)	(0:12.42)	(0:13.36)		-2
7	6	BRAVE CHAP	8	64.4	0:08.77	1:09.12 [7]	1:00.35 [8]	0:48.83 [8]	0:37.03 [8]	0:24.90 [8]	0:12.57 [8]	10.3L	0:37.03
		Karl Zechner		1000m	Overall	(0:08.77)	(0:11.52)	(0:11.80)	(0:12.13)	(0:12.33)	(0:12.57)		-9
8	12	SUNSHINE DAISEY	1	64.6	0:08.05	1:10.12 [8]	1:02.07 [2]	0:50.77 [1]	0:39.00 [1]	0:26.91 [2]	0:14.37 [6]	16.1L	0:39.00
		Stacey Callow		1000m	Overall	(0:08.05)	(0:11.30)	(0:11.77)	(0:12.09)	(0:12.54)	(0:14.37)		-10

Scratched: Pan A Million (#3), Onomatopoeia (#8), Geraldine's Wish (#7), Underinvestigation (#9)



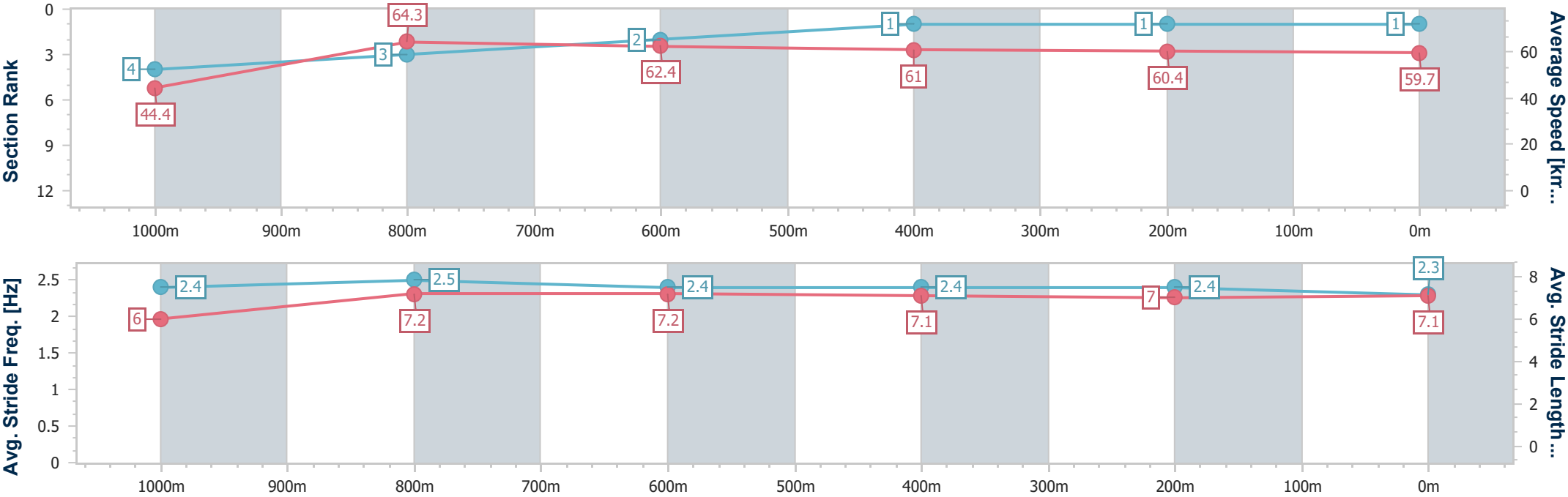
Horse/Jockey Name	Drang A Tang
Final Rank	1
Fastest Section Time (Section)	0:08.13 (Overall)
Top Speed [km/h] (Section)	65.2 (1000m)
Race State	Finished



Toowoomba QLD Professional
Race 7: QUEST TOOWOOMBA APARTMENT HOTEL QTIS
Three-Year-Old Maiden Handicap - 1100m
08 June 2024 - 19:45
Track Rating: Good 4, Weather: Fine, Rail Position: True



Section	Overall	1000m	800m	600m	400m	200m							
Section Times	1:07.25 [1] (0:08.13)	0:59.12 [4] (0:11.32)	0:47.80 [3] (0:11.72)	0:36.08 [2] (0:12.01)	0:24.07 [1] (0:12.03)	0:12.04 [1] (0:12.04)							
Average Speed [km/h]	44.4	64.3	62.4	61.0	60.4	59.7							
Top Speed [km/h]	63.2	65.2	64.2	62.5	61.8	61.4							
Avg. Dist. to Rail [m]	5.6	3.7	3.6	3.8	2.6	1.0							
Avg. Stride Freq. [Hz]	2.4	2.5	2.4	2.4	2.4	2.3							
Avg. Stride Length [m]	6.0	7.2	7.2	7.1	7.0	7.1							



[] Ranking at each section and finish
-.-.- No data available at this section
NA No data available



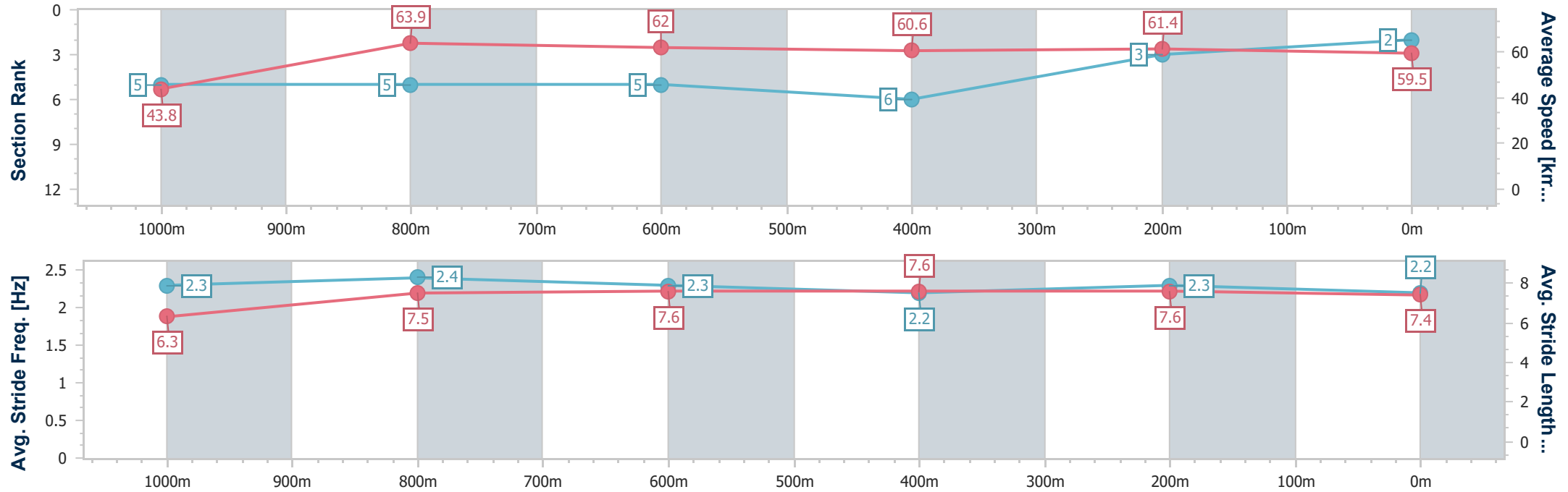
Horse/Jockey Name	Fallguy
Final Rank	2
Fastest Section Time (Section)	0:08.25 (Overall)
Top Speed [km/h] (Section)	65.2 (1000m)
Race State	Finished



Toowoomba QLD Professional
Race 7: QUEST TOOWOOMBA APARTMENT HOTEL QTIS
Three-Year-Old Maiden Handicap - 1100m
08 June 2024 - 19:45
Track Rating: Good 4, Weather: Fine, Rail Position: True



Section	Overall	1000m	800m	600m	400m	200m								
Section Times	1:07.46 [2] (0:08.25)	0:59.21 [5] (0:11.45)	0:47.76 [5] (0:11.78)	0:35.98 [5] (0:12.02)	0:23.96 [6] (0:11.87)	0:12.09 [3] (0:12.09)								
Average Speed [km/h]	43.8	63.9	62.0	60.6	61.4	59.5								
Top Speed [km/h]	62.2	65.2	63.3	62.9	62.8	60.5								
Avg. Dist. to Rail [m]	8.2	4.5	3.8	2.1	3.4	3.3								
Avg. Stride Freq. [Hz]	2.3	2.4	2.3	2.2	2.3	2.2								
Avg. Stride Length [m]	6.3	7.5	7.6	7.6	7.6	7.4								





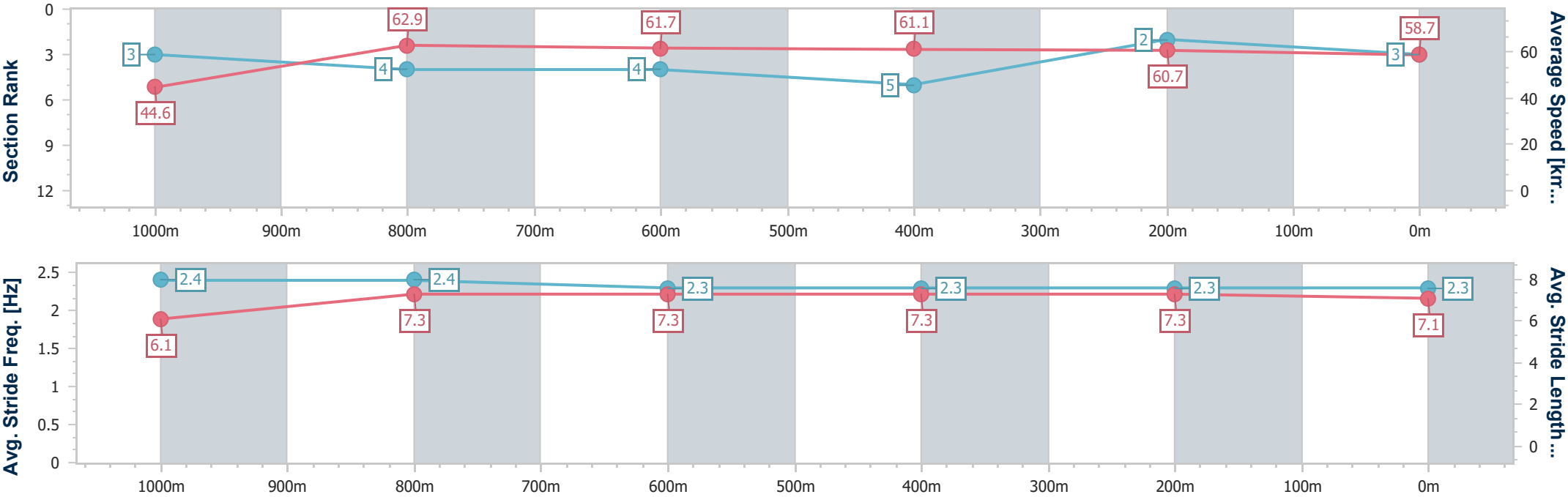
Horse/Jockey Name	Keyboard
Final Rank	3
Fastest Section Time (Section)	0:08.12 (Overall)
Top Speed [km/h] (Section)	65.3 (1000m)
Race State	Finished



Toowoomba QLD Professional
Race 7: QUEST TOWOOMBA APARTMENT HOTEL QTIS
Three-Year-Old Maiden Handicap - 1100m
08 June 2024 - 19:45
Track Rating: Good 4, Weather: Fine, Rail Position: True



Section	Overall	1000m	800m	600m	400m	200m								
Section Times	1:07.63 [3] (0:08.12)	0:59.51 [3] (0:11.54)	0:47.97 [4] (0:11.77)	0:36.20 [4] (0:11.98)	0:24.22 [5] (0:11.95)	0:12.27 [2] (0:12.27)								
Average Speed [km/h]	44.6	62.9	61.7	61.1	60.7	58.7								
Top Speed [km/h]	59.8	65.3	63.8	63.5	61.9	61.4								
Avg. Dist. to Rail [m]	8.1	3.4	3.2	2.8	2.2	0.9								
Avg. Stride Freq. [Hz]	2.4	2.4	2.3	2.3	2.3	2.3								
Avg. Stride Length [m]	6.1	7.3	7.3	7.3	7.3	7.1								





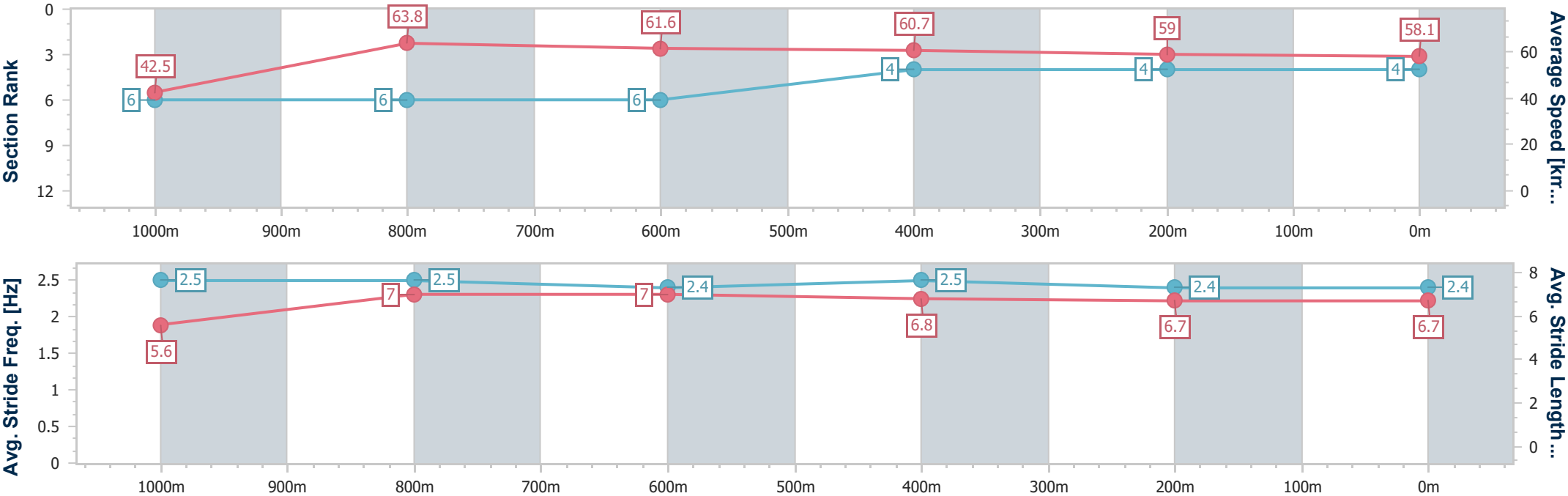
Horse/Jockey Name	Window Tapper
Final Rank	4
Fastest Section Time (Section)	0:08.45 (Overall)
Top Speed [km/h] (Section)	65.3 (1000m)
Race State	Finished



Toowoomba QLD Professional
Race 7: QUEST TOOWOOMBA APARTMENT HOTEL QTIS
Three-Year-Old Maiden Handicap - 1100m
08 June 2024 - 19:45
Track Rating: Good 4, Weather: Fine, Rail Position: True



Section	Overall	1000m	800m	600m	400m	200m							
Section Times	1:08.03 [4] (0:08.45)	0:59.58 [6] (0:11.32)	0:48.26 [6] (0:11.71)	0:36.55 [6] (0:11.92)	0:24.63 [4] (0:12.27)	0:12.36 [4] (0:12.36)							
Average Speed [km/h]	42.5	63.8	61.6	60.7	59.0	58.1							
Top Speed [km/h]	60.7	65.3	63.2	62.3	60.0	59.5							
Avg. Dist. to Rail [m]	3.9	0.7	1.3	1.4	1.8	2.9							
Avg. Stride Freq. [Hz]	2.5	2.5	2.4	2.5	2.4	2.4							
Avg. Stride Length [m]	5.6	7.0	7.0	6.8	6.7	6.7							





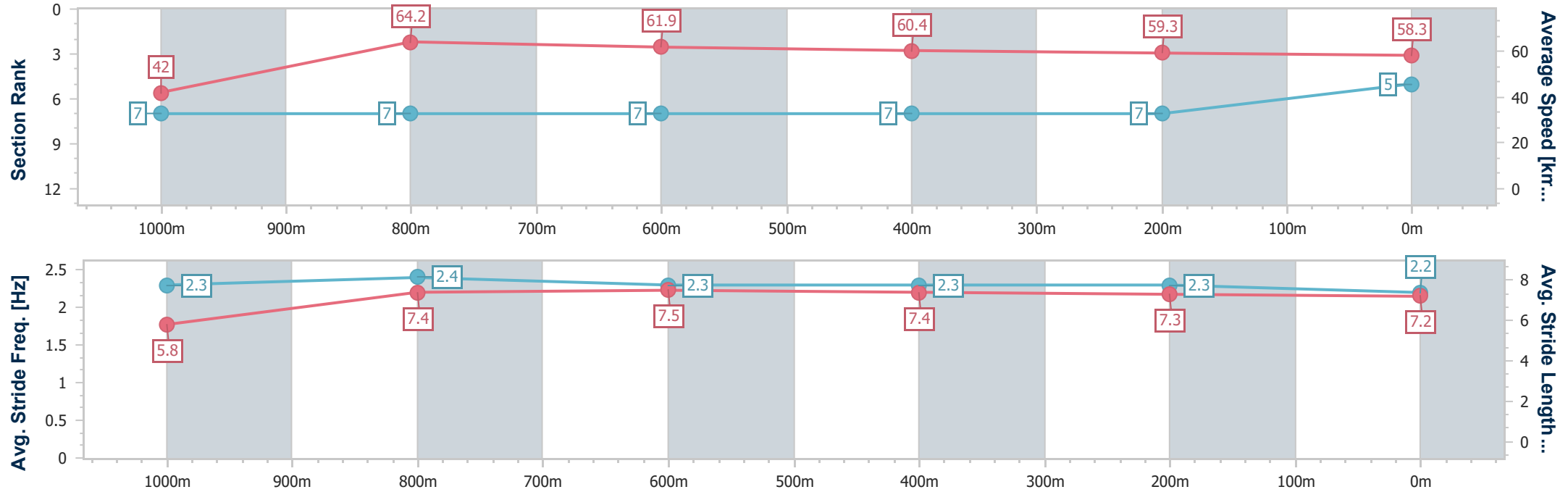
Horse/Jockey Name	Tonatiuh
Final Rank	5
Fastest Section Time (Section)	0:08.61 (Overall)
Top Speed [km/h] (Section)	65.3 (1000m)
Race State	Finished



Toowoomba QLD Professional
Race 7: QUEST TOOWOOMBA APARTMENT HOTEL QTIS
Three-Year-Old Maiden Handicap - 1100m
08 June 2024 - 19:45
Track Rating: Good 4, Weather: Fine, Rail Position: True



Section	Overall	1000m	800m	600m	400m	200m							
Section Times	1:08.27 [5] (0:08.61)	0:59.66 [7] (0:11.30)	0:48.36 [7] (0:11.77)	0:36.59 [7] (0:12.05)	0:24.54 [7] (0:12.21)	0:12.33 [7] (0:12.33)							
Average Speed [km/h]	42.0	64.2	61.9	60.4	59.3	58.3							
Top Speed [km/h]	62.0	65.3	63.3	62.3	59.9	59.5							
Avg. Dist. to Rail [m]	4.2	2.5	3.4	2.7	1.6	4.3							
Avg. Stride Freq. [Hz]	2.3	2.4	2.3	2.3	2.3	2.2							
Avg. Stride Length [m]	5.8	7.4	7.5	7.4	7.3	7.2							





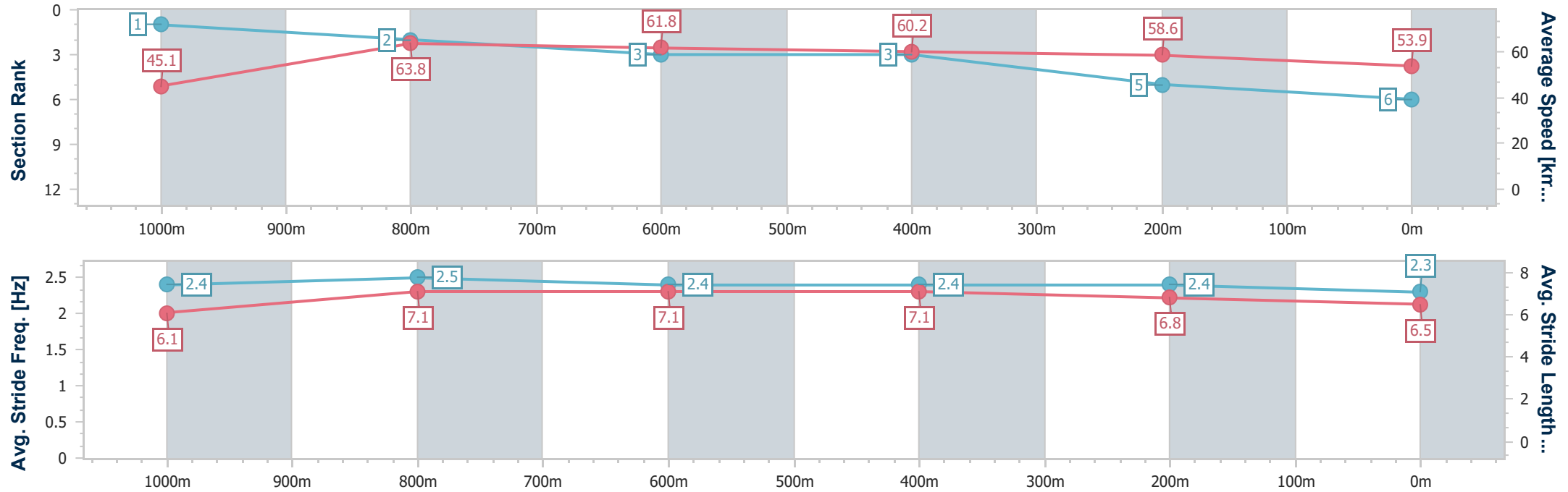
Horse/Jockey Name	Boomlander
Final Rank	6
Fastest Section Time (Section)	0:08.02 (Overall)
Top Speed [km/h] (Section)	65.2 (1000m)
Race State	Finished



Toowoomba QLD Professional
Race 7: QUEST TOOWOOMBA APARTMENT HOTEL QTIS
Three-Year-Old Maiden Handicap - 1100m
08 June 2024 - 19:45
Track Rating: Good 4, Weather: Fine, Rail Position: True



Section	Overall	1000m	800m	600m	400m	200m							
Section Times	1:09.07 [6] (0:08.02)	1:01.05 [1] (0:11.42)	0:49.63 [2] (0:11.84)	0:37.79 [3] (0:12.01)	0:25.78 [3] (0:12.42)	0:13.36 [5] (0:13.36)							
Average Speed [km/h]	45.1	63.8	61.8	60.2	58.6	53.9							
Top Speed [km/h]	62.4	65.2	62.8	61.6	59.7	56.0							
Avg. Dist. to Rail [m]	6.6	3.9	3.5	1.8	2.1	0.5							
Avg. Stride Freq. [Hz]	2.4	2.5	2.4	2.4	2.4	2.3							
Avg. Stride Length [m]	6.1	7.1	7.1	7.1	6.8	6.5							





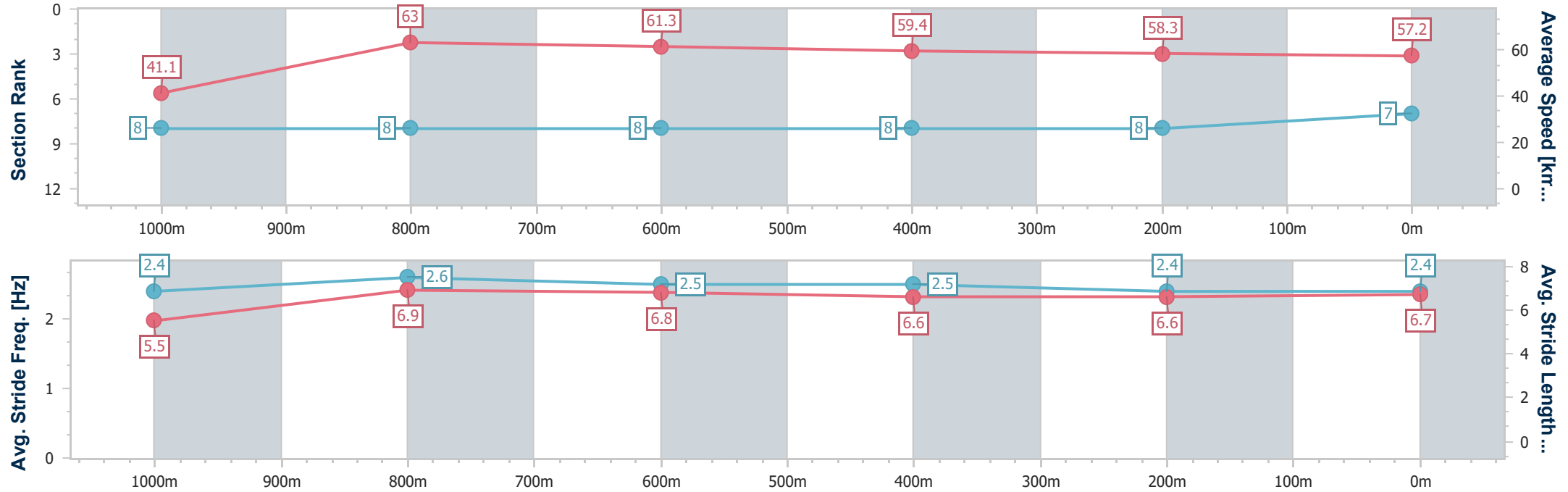
Horse/Jockey Name	Brave Chap
Final Rank	7
Fastest Section Time (Section)	0:08.77 (Overall)
Top Speed [km/h] (Section)	64.4 (1000m)
Race State	Finished



Toowoomba QLD Professional
Race 7: QUEST TOWOOMBA APARTMENT HOTEL QTIS
Three-Year-Old Maiden Handicap - 1100m
08 June 2024 - 19:45
Track Rating: Good 4, Weather: Fine, Rail Position: True



Section	Overall	1000m	800m	600m	400m	200m							
Section Times	1:09.12 [7] (0:08.77)	1:00.35 [8] (0:11.52)	0:48.83 [8] (0:11.80)	0:37.03 [8] (0:12.13)	0:24.90 [8] (0:12.33)	0:12.57 [8] (0:12.57)							
Average Speed [km/h]	41.1	63.0	61.3	59.4	58.3	57.2							
Top Speed [km/h]	60.8	64.4	63.5	61.7	59.6	59.1							
Avg. Dist. to Rail [m]	7.8	3.2	0.9	0.4	0.5	2.5							
Avg. Stride Freq. [Hz]	2.4	2.6	2.5	2.5	2.4	2.4							
Avg. Stride Length [m]	5.5	6.9	6.8	6.6	6.6	6.7							





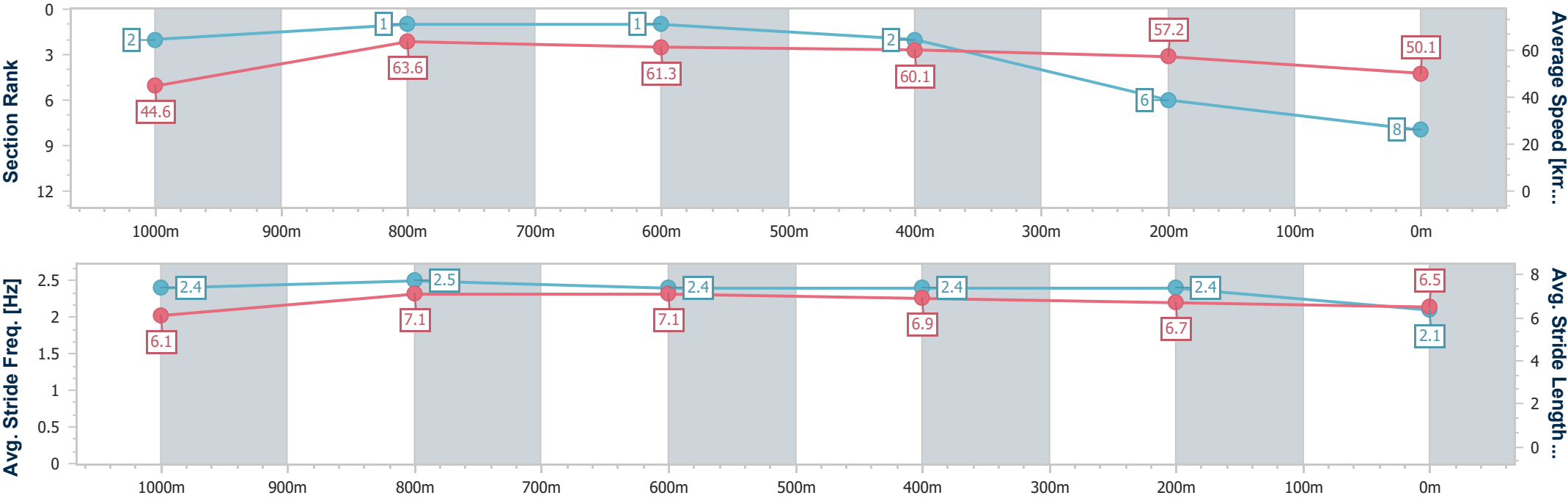
Horse/Jockey Name	Sunshine Daisey
Final Rank	8
Fastest Section Time (Section)	0:08.05 (Overall)
Top Speed [km/h] (Section)	64.6 (1000m)
Race State	Finished



Toowoomba QLD Professional
Race 7: QUEST TOOWOOMBA APARTMENT HOTEL QTIS
Three-Year-Old Maiden Handicap - 1100m
08 June 2024 - 19:45
Track Rating: Good 4, Weather: Fine, Rail Position: True



Section	Overall	1000m	800m	600m	400m	200m							
Section Times	1:10.12 [8] (0:08.05)	1:02.07 [2] (0:11.30)	0:50.77 [1] (0:11.77)	0:39.00 [1] (0:12.09)	0:26.91 [2] (0:12.54)	0:14.37 [6] (0:14.37)							
Average Speed [km/h]	44.6	63.6	61.3	60.1	57.2	50.1							
Top Speed [km/h]	62.4	64.6	62.3	61.7	59.4	53.0							
Avg. Dist. to Rail [m]	1.9	0.3	0.7	1.7	1.2	1.5							
Avg. Stride Freq. [Hz]	2.4	2.5	2.4	2.4	2.4	2.1							
Avg. Stride Length [m]	6.1	7.1	7.1	6.9	6.7	6.5							





Toowoomba QLD Professional
Race 8: FOCUS HR QTIS Three-Year-Old Maiden Plate - 870m
08 June 2024 - 20:17



Track Rating: Good 4, Weather: Fine, Rail Position: True

Section							Overall	800m	600m	400m	200m			Last 600m
Field Times							0:51.21 (0:06.24)	0:44.97 (0:10.59)	0:34.38 (0:10.81)	0:23.57 (0:11.59)	0:11.98 (0:11.98)	0:34.38		
Rank	TAB	Horse/Jockey	Barrier	Top Speed [km/h]	Fastest Section							Margin		
1	2	ENFLAMED	7	69.5	0:06.24	0:51.21 [1]	0:44.97 [1]	0:34.34 [2]	0:23.53 [2]	0:11.98 [1]	0:51.21	0:34.34		
		Madeleine Wishart		800m	Overall	(0:06.24)	(0:10.63)	(0:10.81)	(0:11.55)	(0:11.98)				
2	3	MY SICADA	12	68.7	0:06.41	0:51.48 [2]	0:45.07 [8]	0:34.24 [9]	0:23.19 [9]	0:11.89 [4]	1.5L	0:34.24 +7		
		Luke Tarrant		800m	Overall	(0:06.41)	(0:10.83)	(0:11.05)	(0:11.30)	(0:11.89)				
3	4	BOONAH FLASHER	8	69.2	0:06.27	0:51.73 [3]	0:45.46 [2]	0:34.72 [5]	0:23.95 [3]	0:12.29 [3]	2.8L	0:34.72 +2		
		Les Tilley		600m	Overall	(0:06.27)	(0:10.74)	(0:10.77)	(0:11.66)	(0:12.29)				
4	7	KENTUCKY ROSE	3	70.3	0:06.27	0:51.84 [4]	0:45.57 [3]	0:34.96 [3]	0:23.85 [5]	0:12.10 [5]	3.3L	0:34.96 +1		
		Tahlia Fenlon		800m	Overall	(0:06.27)	(0:10.61)	(0:11.11)	(0:11.75)	(0:12.10)				
5	9	LA MANO	4	68.6	0:06.28	0:51.94 [5]	0:45.66 [4]	0:34.82 [6]	0:23.82 [6]	0:12.14 [6]	3.8L	0:34.82 +3		
		Dylan Bennett		800m	Overall	(0:06.28)	(0:10.84)	(0:11.00)	(0:11.68)	(0:12.14)				
6	6	DEMES GIRL	5	70.4	0:06.34	0:52.24 [6]	0:45.90 [7]	0:35.41 [1]	0:24.60 [1]	0:12.82 [2]	5.3L	0:35.41 -3		
		Kenji Yoshida		800m	Overall	(0:06.34)	(0:10.49)	(0:10.81)	(0:11.78)	(0:12.82)				
7	5	BRAIDWOOD QUEEN	6	68.2	0:06.30	0:52.69 [7]	0:46.39 [5]	0:35.56 [7]	0:24.50 [7]	0:12.62 [9]	7.8L	0:35.56 +3		
		Karl Zechner		800m	Overall	(0:06.30)	(0:10.83)	(0:11.06)	(0:11.88)	(0:12.62)				
8	10	LOVE TO ALL	2	68.3	0:06.53	0:52.92 [8]	0:46.39 [9]	0:35.72 [8]	0:24.72 [8]	0:12.98 [7]	9.1L	0:35.72 -4		
		Olivia Webb		800m	Overall	(0:06.53)	(0:10.67)	(0:11.00)	(0:11.74)	(0:12.98)				
9	11	SPIKED	1	68.7	0:06.31	0:53.21 [9]	0:46.90 [6]	0:36.32 [4]	0:25.26 [4]	0:13.22 [8]	10.6L	0:36.32 -6		
		Alisha Donald		800m	Overall	(0:06.31)	(0:10.58)	(0:11.06)	(0:12.04)	(0:13.22)				

Scratched: Boomlander (#1), Sunshine Daisey (#12), Keyboard (#8)



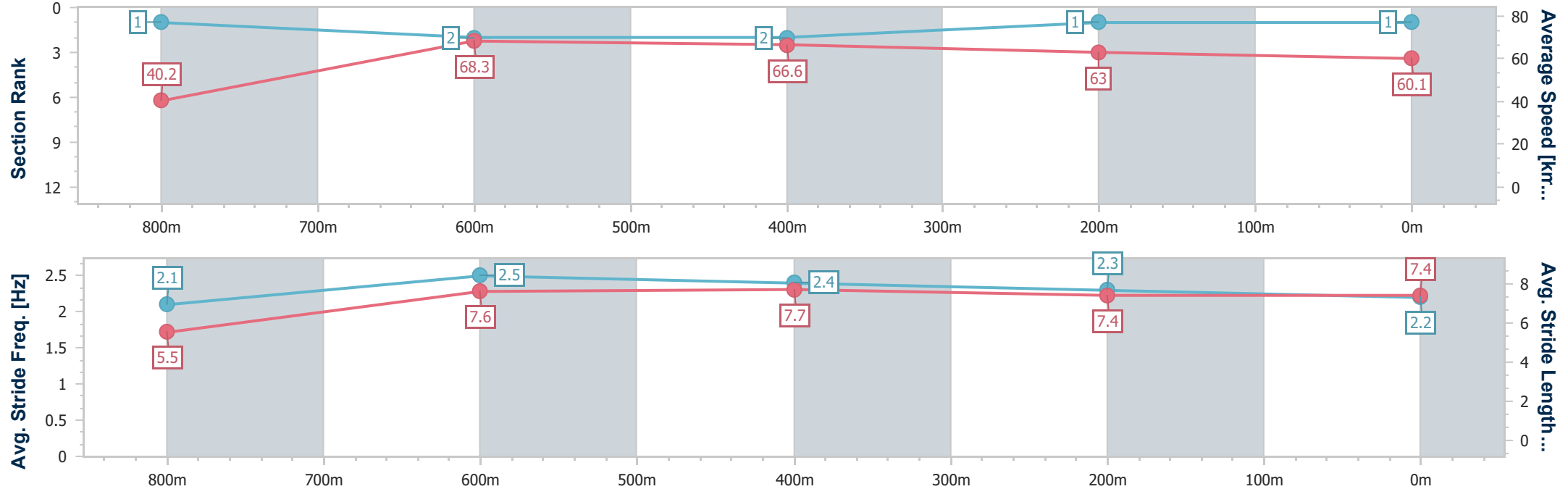
Horse/Jockey Name	Enflamed
Final Rank	1
Fastest Section Time (Section)	0:06.24 (Overall)
Top Speed [km/h] (Section)	69.5 (800m)
Race State	Finished



Toowoomba QLD Professional
Race 8: FOCUS HR QTIS Three-Year-Old Maiden Plate - 870m
08 June 2024 - 20:17
Track Rating: Good 4, Weather: Fine, Rail Position: True



Section	Overall	800m	600m	400m	200m															
Section Times	0:51.21 [1] (0:06.24)	0:44.97 [1] (0:10.63)	0:34.34 [2] (0:10.81)	0:23.53 [2] (0:11.55)	0:11.98 [1] (0:11.98)															
Average Speed [km/h]	40.2	68.3	66.6	63.0	60.1															
Top Speed [km/h]	64.2	69.5	69.4	64.5	61.9															
Avg. Dist. to Rail [m]	4.4	3.3	0.5	2.8	4.2															
Avg. Stride Freq. [Hz]	2.1	2.5	2.4	2.3	2.2															
Avg. Stride Length [m]	5.5	7.6	7.7	7.4	7.4															





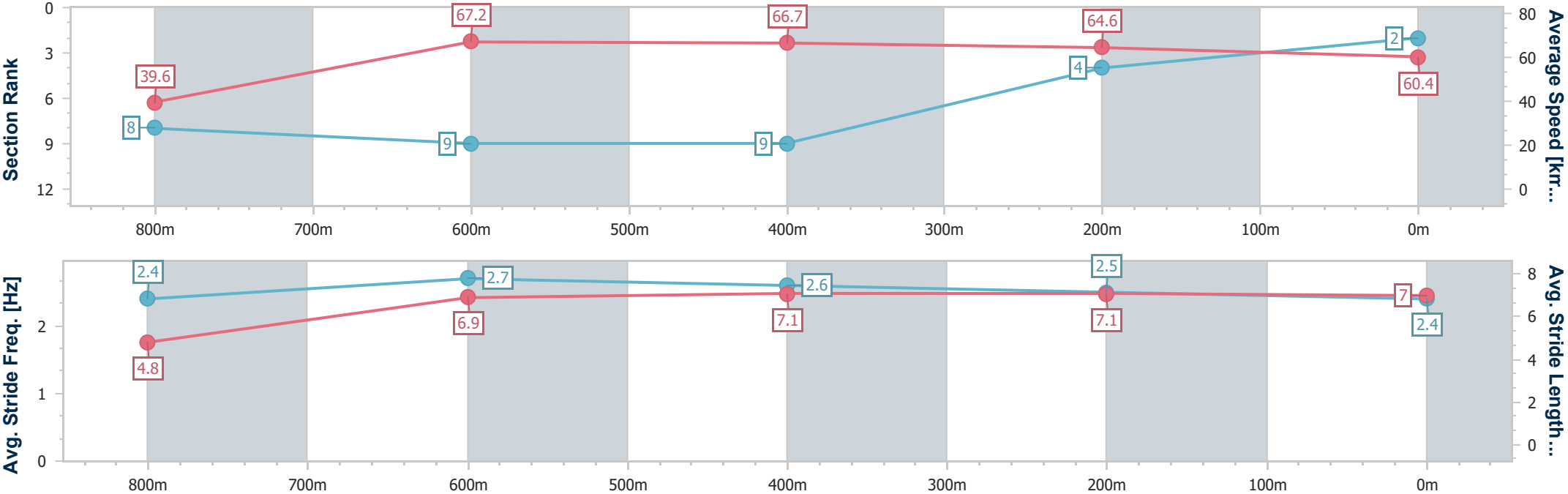
Horse/Jockey Name	My Sicada
Final Rank	2
Fastest Section Time (Section)	0:06.41 (Overall)
Top Speed [km/h] (Section)	68.7 (800m)
Race State	Finished



Toowoomba QLD Professional
Race 8: FOCUS HR QTIS Three-Year-Old Maiden Plate - 870m
08 June 2024 - 20:17
Track Rating: Good 4, Weather: Fine, Rail Position: True



Section	Overall	800m	600m	400m	200m															
Section Times	0:51.48 [2] (0:06.41)	0:45.07 [8] (0:10.83)	0:34.24 [9] (0:11.05)	0:23.19 [9] (0:11.30)	0:11.89 [4] (0:11.89)															
Average Speed [km/h]	39.6	67.2	66.7	64.6	60.4															
Top Speed [km/h]	62.0	68.7	68.0	66.9	62.8															
Avg. Dist. to Rail [m]	7.6	5.9	4.9	3.9	4.9															
Avg. Stride Freq. [Hz]	2.4	2.7	2.6	2.5	2.4															
Avg. Stride Length [m]	4.8	6.9	7.1	7.1	7.0															





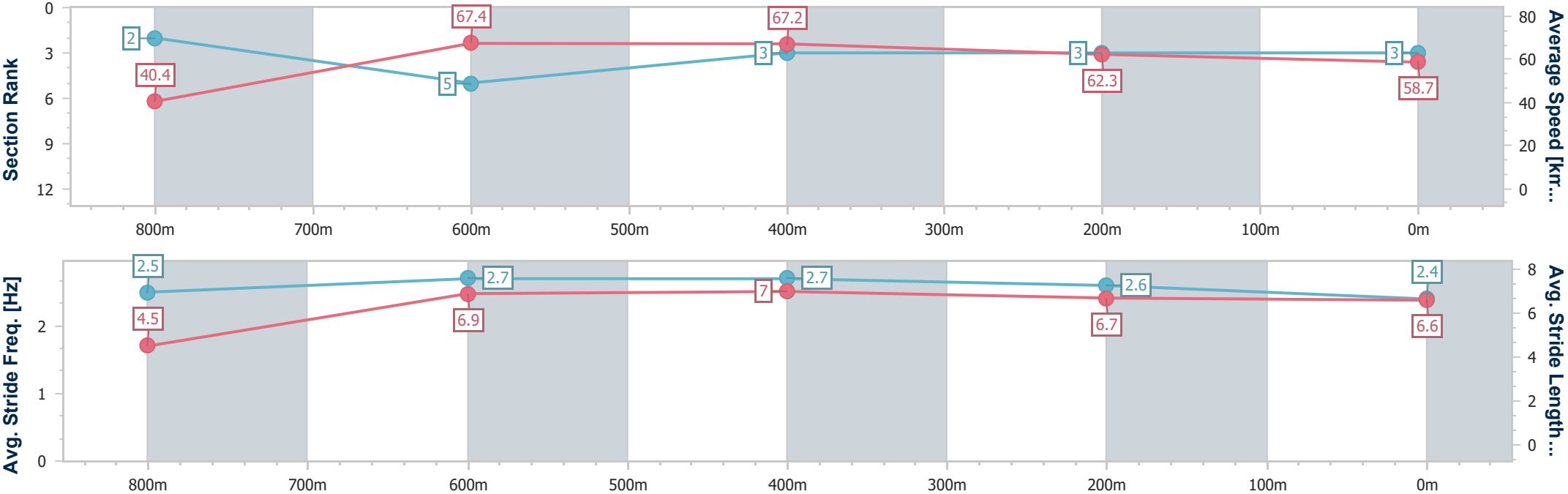
Horse/Jockey Name	Boonah Flasher
Final Rank	3
Fastest Section Time (Section)	0:06.27 (Overall)
Top Speed [km/h] (Section)	69.2 (600m)
Race State	Finished



Toowoomba QLD Professional
Race 8: FOCUS HR QTIS Three-Year-Old Maiden Plate - 870m
08 June 2024 - 20:17
Track Rating: Good 4, Weather: Fine, Rail Position: True



Section	Overall	800m	600m	400m	200m										
Section Times	0:51.73 [3] (0:06.27)	0:45.46 [2] (0:10.74)	0:34.72 [5] (0:10.77)	0:23.95 [3] (0:11.66)	0:12.29 [3] (0:12.29)										
Average Speed [km/h]	40.4	67.4	67.2	62.3	58.7										
Top Speed [km/h]	63.0	68.6	69.2	65.3	61.2										
Avg. Dist. to Rail [m]	5.9	4.5	1.2	2.6	4.3										
Avg. Stride Freq. [Hz]	2.5	2.7	2.7	2.6	2.4										
Avg. Stride Length [m]	4.5	6.9	7.0	6.7	6.6										





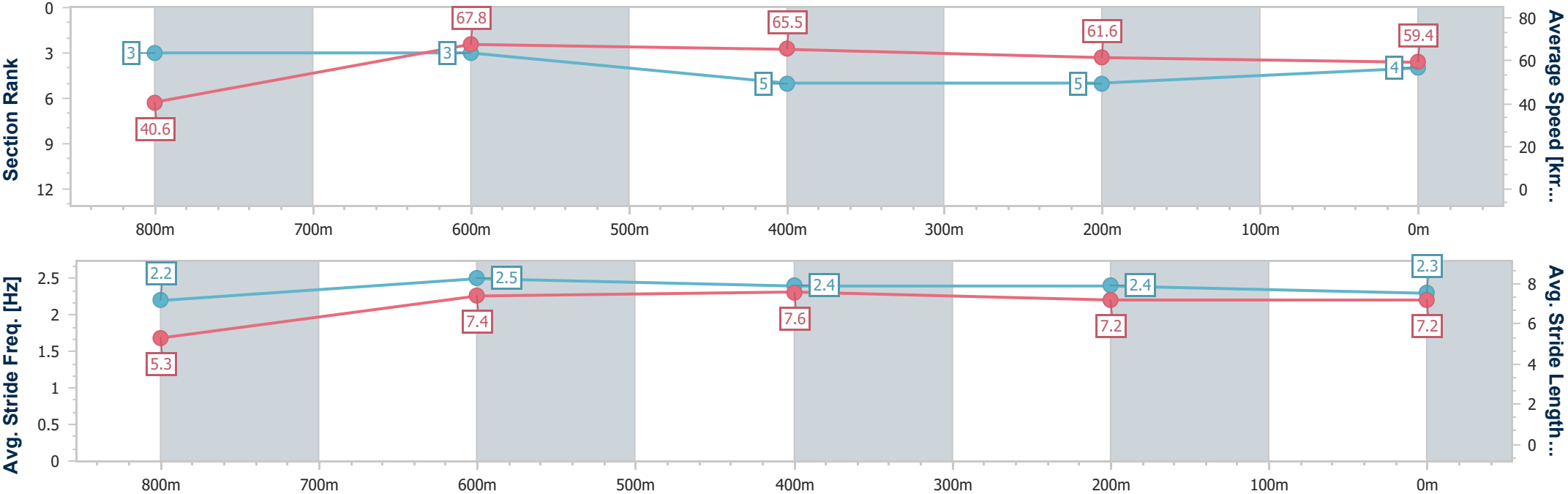
Horse/Jockey Name	Kentucky Rose
Final Rank	4
Fastest Section Time (Section)	0:06.27 (Overall)
Top Speed [km/h] (Section)	70.3 (800m)
Race State	Finished



Toowoomba QLD Professional
Race 8: FOCUS HR QTIS Three-Year-Old Maiden Plate - 870m
08 June 2024 - 20:17
Track Rating: Good 4, Weather: Fine, Rail Position: True



Section	Overall	800m	600m	400m	200m															
Section Times	0:51.84 [4] (0:06.27)	0:45.57 [3] (0:10.61)	0:34.96 [3] (0:11.11)	0:23.85 [5] (0:11.75)	0:12.10 [5] (0:12.10)															
Average Speed [km/h]	40.6	67.8	65.5	61.6	59.4															
Top Speed [km/h]	62.6	70.3	68.0	63.5	60.4															
Avg. Dist. to Rail [m]	0.7	1.1	1.5	2.1	1.8															
Avg. Stride Freq. [Hz]	2.2	2.5	2.4	2.4	2.3															
Avg. Stride Length [m]	5.3	7.4	7.6	7.2	7.2															





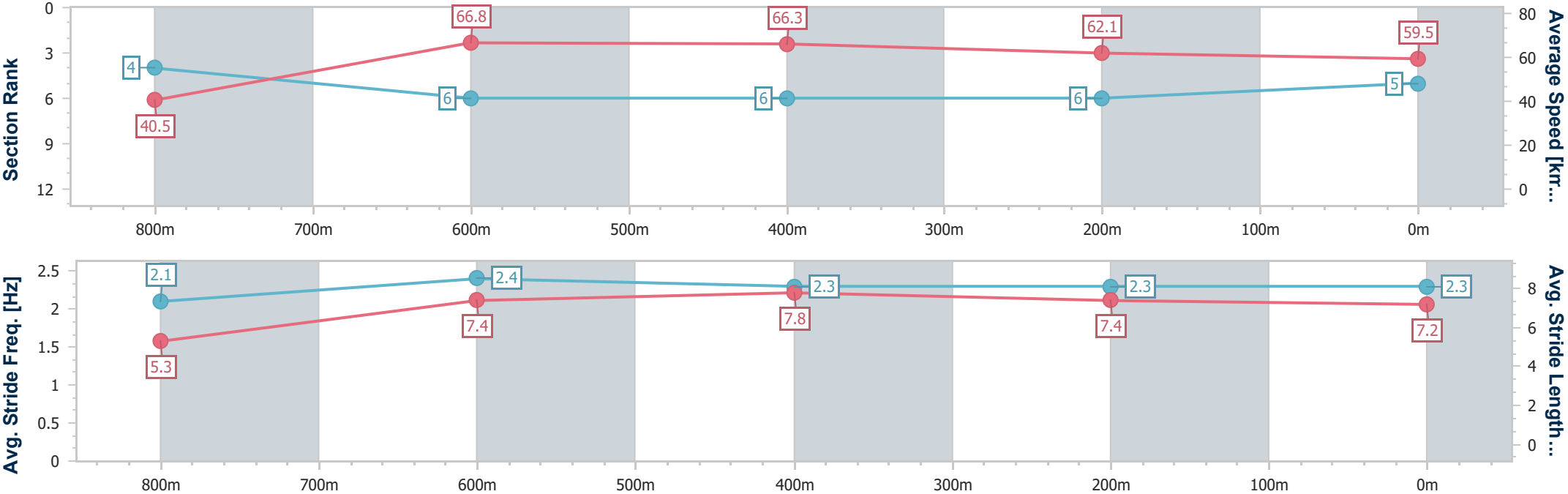
Horse/Jockey Name	La Mano
Final Rank	5
Fastest Section Time (Section)	0:06.28 (Overall)
Top Speed [km/h] (Section)	68.6 (800m)
Race State	Finished



Toowoomba QLD Professional
Race 8: FOCUS HR QTIS Three-Year-Old Maiden Plate - 870m
08 June 2024 - 20:17
Track Rating: Good 4, Weather: Fine, Rail Position: True



Section	Overall	800m	600m	400m	200m															
Section Times	0:51.94 [5] (0:06.28)	0:45.66 [4] (0:10.84)	0:34.82 [6] (0:11.00)	0:23.82 [6] (0:11.68)	0:12.14 [6] (0:12.14)															
Average Speed [km/h]	40.5	66.8	66.3	62.1	59.5															
Top Speed [km/h]	62.6	68.6	67.6	64.1	60.3															
Avg. Dist. to Rail [m]	5.6	4.0	2.2	3.0	3.8															
Avg. Stride Freq. [Hz]	2.1	2.4	2.3	2.3	2.3															
Avg. Stride Length [m]	5.3	7.4	7.8	7.4	7.2															



[] Ranking at each section and finish
-.-.- No data available at this section
NA No data available



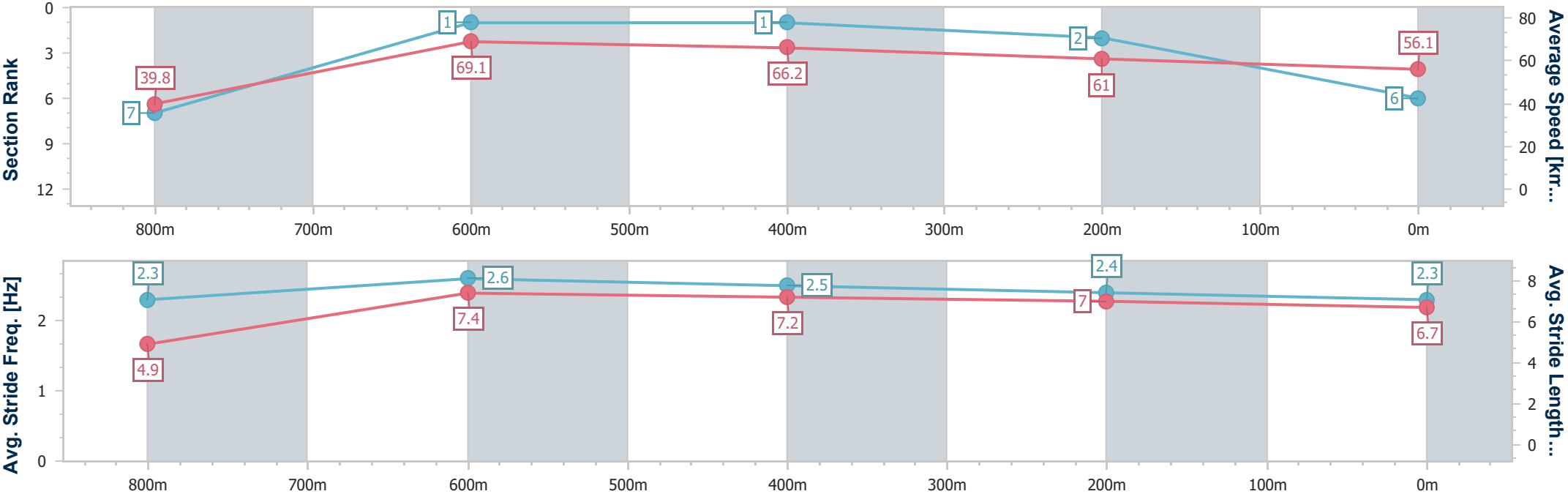
Horse/Jockey Name	Demes Girl
Final Rank	6
Fastest Section Time (Section)	0:06.34 (Overall)
Top Speed [km/h] (Section)	70.4 (800m)
Race State	Finished



Toowoomba QLD Professional
Race 8: FOCUS HR QTIS Three-Year-Old Maiden Plate - 870m
08 June 2024 - 20:17
Track Rating: Good 4, Weather: Fine, Rail Position: True



Section	Overall	800m	600m	400m	200m															
Section Times	0:52.24 [6] (0:06.34)	0:45.90 [7] (0:10.49)	0:35.41 [1] (0:10.81)	0:24.60 [1] (0:11.78)	0:12.82 [2] (0:12.82)															
Average Speed [km/h]	39.8	69.1	66.2	61.0	56.1															
Top Speed [km/h]	64.3	70.4	69.5	63.3	58.9															
Avg. Dist. to Rail [m]	2.5	2.4	1.4	0.9	1.0															
Avg. Stride Freq. [Hz]	2.3	2.6	2.5	2.4	2.3															
Avg. Stride Length [m]	4.9	7.4	7.2	7.0	6.7															





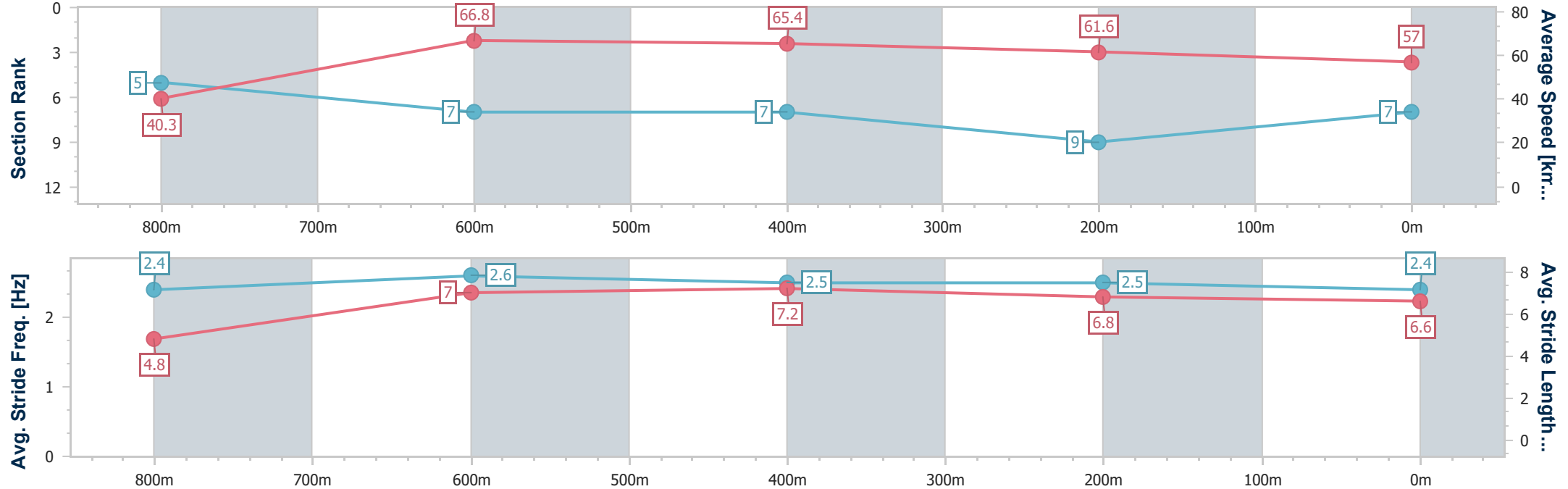
Horse/Jockey Name	Braidwood Queen
Final Rank	7
Fastest Section Time (Section)	0:06.30 (Overall)
Top Speed [km/h] (Section)	68.2 (800m)
Race State	Finished



Toowoomba QLD Professional
Race 8: FOCUS HR QTIS Three-Year-Old Maiden Plate - 870m
08 June 2024 - 20:17
Track Rating: Good 4, Weather: Fine, Rail Position: True



Section	Overall	800m	600m	400m	200m															
Section Times	0:52.69 [7] (0:06.30)	0:46.39 [5] (0:10.83)	0:35.56 [7] (0:11.06)	0:24.50 [7] (0:11.88)	0:12.62 [9] (0:12.62)															
Average Speed [km/h]	40.3	66.8	65.4	61.6	57.0															
Top Speed [km/h]	62.1	68.2	67.8	64.0	59.5															
Avg. Dist. to Rail [m]	6.7	3.8	1.3	4.4	4.7															
Avg. Stride Freq. [Hz]	2.4	2.6	2.5	2.5	2.4															
Avg. Stride Length [m]	4.8	7.0	7.2	6.8	6.6															





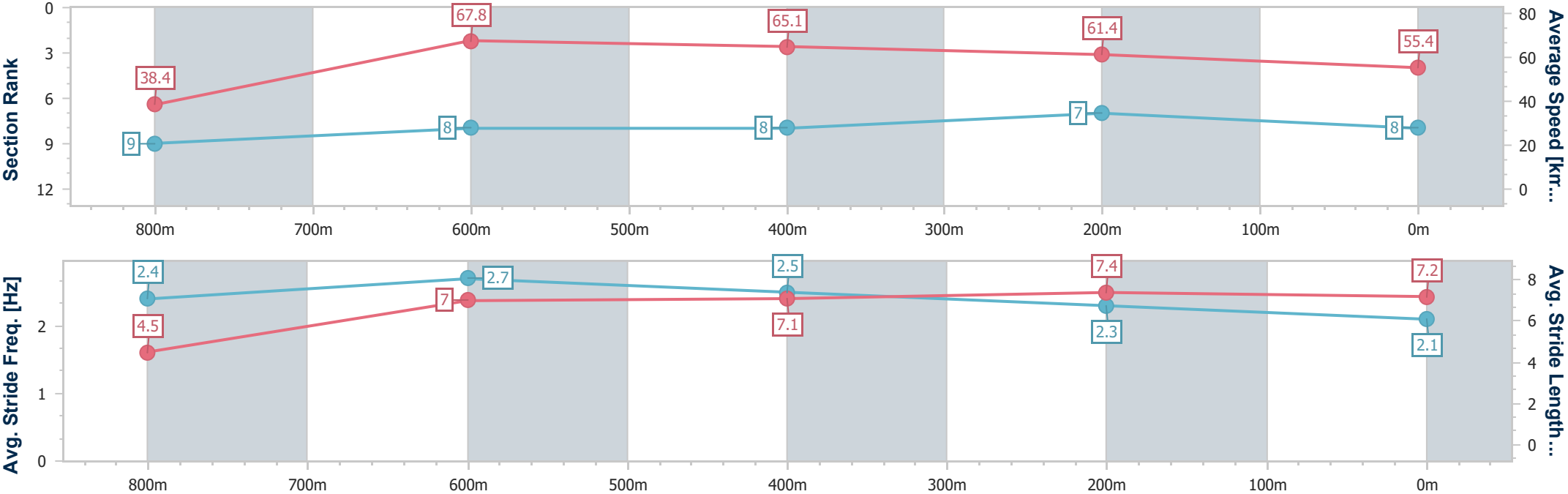
Horse/Jockey Name	Love To All
Final Rank	8
Fastest Section Time (Section)	0:06.53 (Overall)
Top Speed [km/h] (Section)	68.3 (800m)
Race State	Finished



Toowoomba QLD Professional
Race 8: FOCUS HR QTIS Three-Year-Old Maiden Plate - 870m
08 June 2024 - 20:17
Track Rating: Good 4, Weather: Fine, Rail Position: True



Section	Overall	800m	600m	400m	200m										
Section Times	0:52.92 [8] (0:06.53)	0:46.39 [9] (0:10.67)	0:35.72 [8] (0:11.00)	0:24.72 [8] (0:11.74)	0:12.98 [7] (0:12.98)										
Average Speed [km/h]	38.4	67.8	65.1	61.4	55.4										
Top Speed [km/h]	62.0	68.3	67.4	62.4	58.2										
Avg. Dist. to Rail [m]	1.9	1.0	1.1	0.5	1.1										
Avg. Stride Freq. [Hz]	2.4	2.7	2.5	2.3	2.1										
Avg. Stride Length [m]	4.5	7.0	7.1	7.4	7.2										





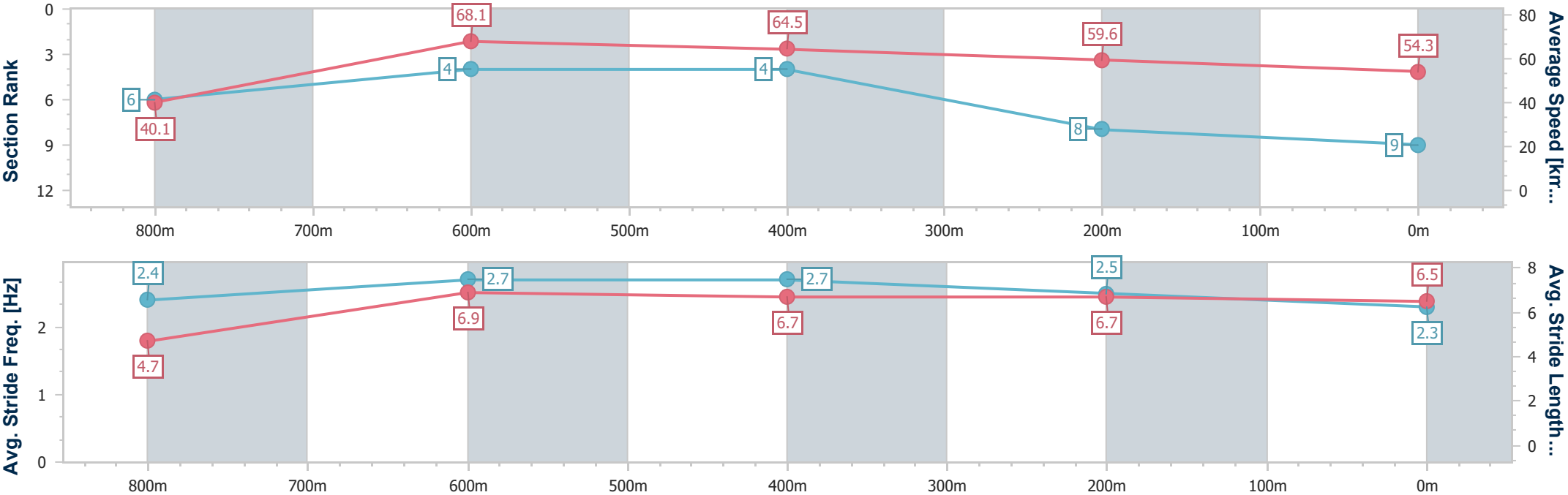
Horse/Jockey Name	Spiked
Final Rank	9
Fastest Section Time (Section)	0:06.31 (Overall)
Top Speed [km/h] (Section)	68.7 (800m)
Race State	Finished



Toowoomba QLD Professional
Race 8: FOCUS HR QTIS Three-Year-Old Maiden Plate - 870m
08 June 2024 - 20:17
Track Rating: Good 4, Weather: Fine, Rail Position: True



Section	Overall	800m	600m	400m	200m														
Section Times	0:53.21 [9] (0:06.31)	0:46.90 [6] (0:10.58)	0:36.32 [4] (0:11.06)	0:25.26 [4] (0:12.04)	0:13.22 [8] (0:13.22)														
Average Speed [km/h]	40.1	68.1	64.5	59.6	54.3														
Top Speed [km/h]	63.8	68.7	67.9	61.8	56.9														
Avg. Dist. to Rail [m]	1.3	0.8	1.2	1.7	1.8														
Avg. Stride Freq. [Hz]	2.4	2.7	2.7	2.5	2.3														
Avg. Stride Length [m]	4.7	6.9	6.7	6.7	6.5														





Toowoomba QLD Professional
Race 9: ENTERPRISE LEGAL Maiden Plate - 1000m
08 June 2024 - 20:49



Track Rating: Good 4, Weather: Fine, Rail Position: True

Section						Overall	800m	600m	400m	200m			Last 600m	
Field Times						1:01.18 (0:14.26)	0:46.92 (0:11.29)	0:35.63 (0:11.72)	0:23.91 (0:11.65)	0:12.26 (0:12.26)			0:35.63	
Rank	TAB	Horse/Jockey	Barrier	Top Speed [km/h]	Fastest Section								Margin	Distance Travelled [m]
1	4	PAN A MILLION	4	65.5	0:11.33	1:01.18 [1]	0:46.87 [2]	0:35.54 [2]	0:23.91 [1]	0:12.26 [1]	1:01.18	0:35.54		
		Les Tilley		800m	800m	(0:14.31)	(0:11.33)	(0:11.63)	(0:11.65)	(0:12.26)				
2	3	DUN WITH ROSES	7	66.2	0:11.28	1:01.41 [2]	0:46.95 [4]	0:35.67 [3]	0:24.13 [2]	0:12.26 [2]	1.3L	0:35.67	+5	
		Georgina Cartwright		800m	800m	(0:14.46)	(0:11.28)	(0:11.54)	(0:11.87)	(0:12.26)				
3	9	SUNCRAFT	9	65.1	0:11.42	1:01.48 [3]	0:47.10 [3]	0:35.68 [4]	0:23.97 [4]	0:12.16 [3]	1.6L	0:35.68	+10	
		Cecily Eaton		Overall	800m	(0:14.38)	(0:11.42)	(0:11.71)	(0:11.81)	(0:12.16)				
4	5	BLESSED DAY	8	64.7	0:11.49	1:02.03 [4]	0:47.33 [6]	0:35.84 [7]	0:23.98 [7]	0:12.21 [5]	4.9L	0:35.84	+9	
		Karl Zechner		800m	800m	(0:14.70)	(0:11.49)	(0:11.86)	(0:11.77)	(0:12.21)				
5	6	DOLLY DISCO	10	66.6	0:11.34	1:02.13 [5]	0:47.36 [8]	0:36.02 [6]	0:24.19 [6]	0:12.27 [6]	5.4L	0:36.02	+8	
		Stacey Callow		800m	800m	(0:14.77)	(0:11.34)	(0:11.83)	(0:11.92)	(0:12.27)				
6	8	MONTAGLIARI	6	65.2	0:11.29	1:02.26 [6]	0:48.00 [1]	0:36.71 [1]	0:24.92 [3]	0:12.74 [4]	6.2L	0:36.71	+3	
		Montanna Savva		800m	800m	(0:14.26)	(0:11.29)	(0:11.79)	(0:12.18)	(0:12.74)				
7	7	DOLLY'S FANCY	5	64.2	0:11.42	1:03.17 [7]	0:48.64 [5]	0:37.22 [5]	0:25.27 [5]	0:12.84 [7]	11.5L	0:37.22	+4	
		Alisha Donald		800m	800m	(0:14.53)	(0:11.42)	(0:11.95)	(0:12.43)	(0:12.84)				
8	2	WINNING GAZE	3	61.6	0:11.93	1:07.38 [8]	0:52.64 [7]	0:40.71 [8]	0:27.96 [8]	0:14.74 [8]	36.3L	0:40.71	-3	
		Wayne O'Connell		800m	800m	(0:14.74)	(0:11.93)	(0:12.75)	(0:13.22)	(0:14.74)				

Scratched: Oxfordshire (#1), Keyboard (#10)



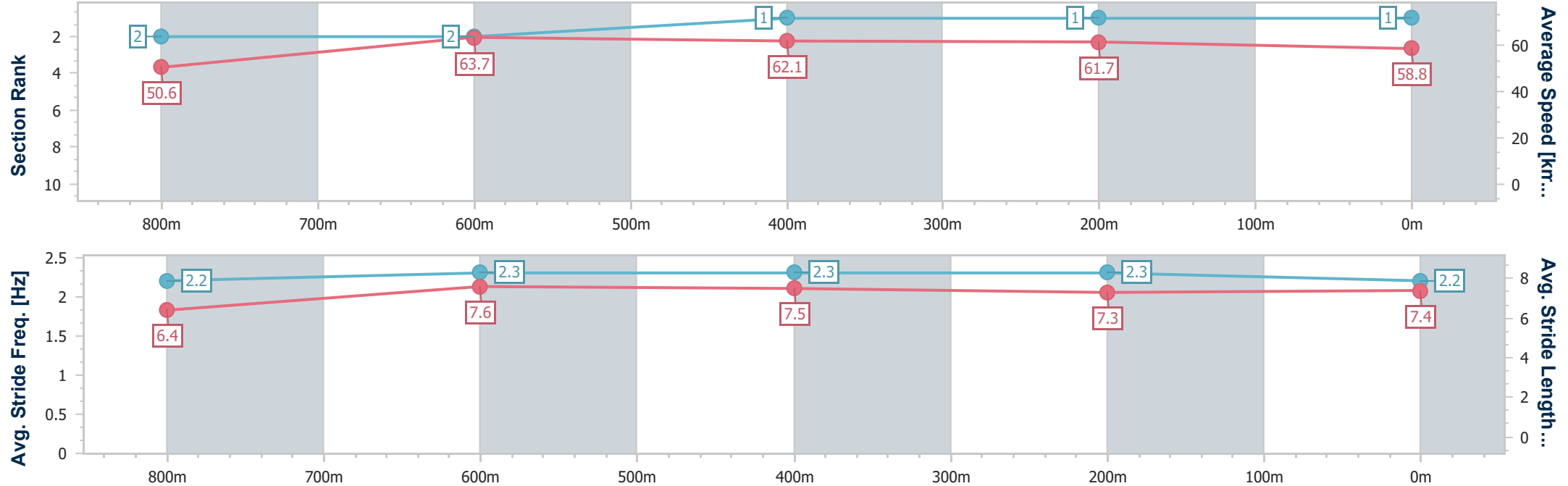
Horse/Jockey Name	Pan A Million
Final Rank	1
Fastest Section Time (Section)	0:11.33 (800m)
Top Speed [km/h] (Section)	65.5 (800m)
Race State	Finished



Toowoomba QLD Professional
Race 9: ENTERPRISE LEGAL Maiden Plate - 1000m
08 June 2024 - 20:49
Track Rating: Good 4, Weather: Fine, Rail Position: True



Section	Overall	800m	600m	400m	200m															
Section Times	1:01.18 [1] (0:14.31)	0:46.87 [2] (0:11.33)	0:35.54 [2] (0:11.63)	0:23.91 [1] (0:11.65)	0:12.26 [1] (0:12.26)															
Average Speed [km/h]	50.6	63.7	62.1	61.7	58.8															
Top Speed [km/h]	63.7	65.5	63.9	63.0	60.7															
Avg. Dist. to Rail [m]	3.0	1.1	0.3	0.5	1.2															
Avg. Stride Freq. [Hz]	2.2	2.3	2.3	2.3	2.2															
Avg. Stride Length [m]	6.4	7.6	7.5	7.3	7.4															





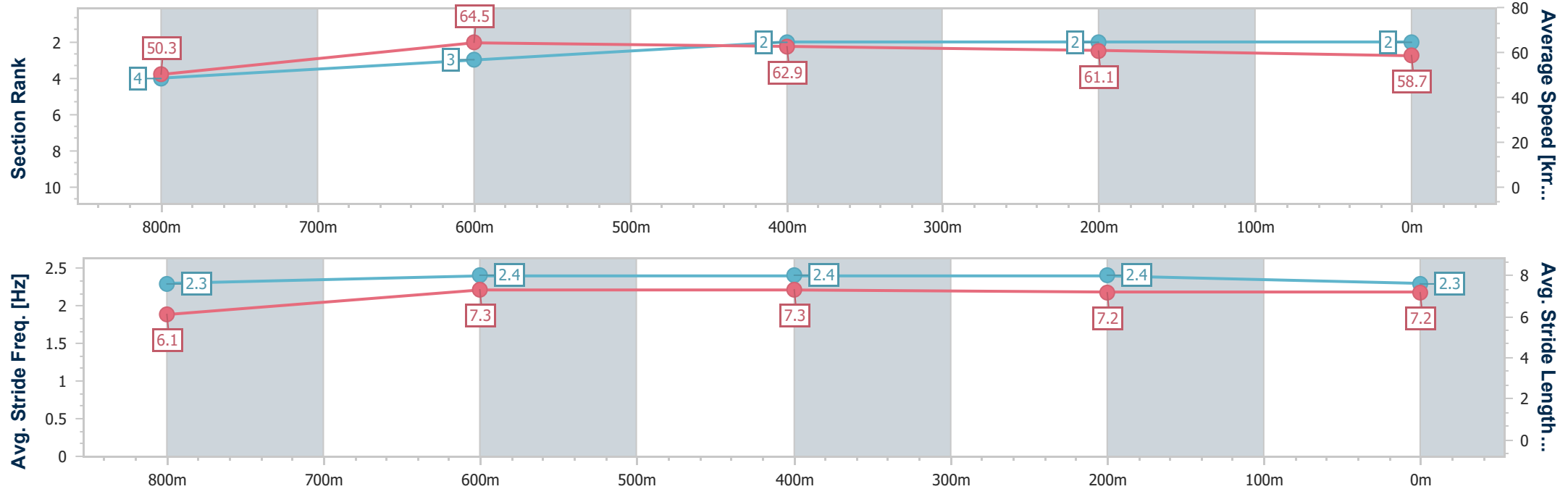
Horse/Jockey Name	Dun With Roses
Final Rank	2
Fastest Section Time (Section)	0:11.28 (800m)
Top Speed [km/h] (Section)	66.2 (800m)
Race State	Finished



Toowoomba QLD Professional
Race 9: ENTERPRISE LEGAL Maiden Plate - 1000m
08 June 2024 - 20:49
Track Rating: Good 4, Weather: Fine, Rail Position: True



Section	Overall	800m	600m	400m	200m										
Section Times	1:01.41 [2] (0:14.46)	0:46.95 [4] (0:11.28)	0:35.67 [3] (0:11.54)	0:24.13 [2] (0:11.87)	0:12.26 [2] (0:12.26)										
Average Speed [km/h]	50.3	64.5	62.9	61.1	58.7										
Top Speed [km/h]	66.0	66.2	64.6	63.2	60.2										
Avg. Dist. to Rail [m]	3.7	3.2	1.6	2.0	1.9										
Avg. Stride Freq. [Hz]	2.3	2.4	2.4	2.4	2.3										
Avg. Stride Length [m]	6.1	7.3	7.3	7.2	7.2										





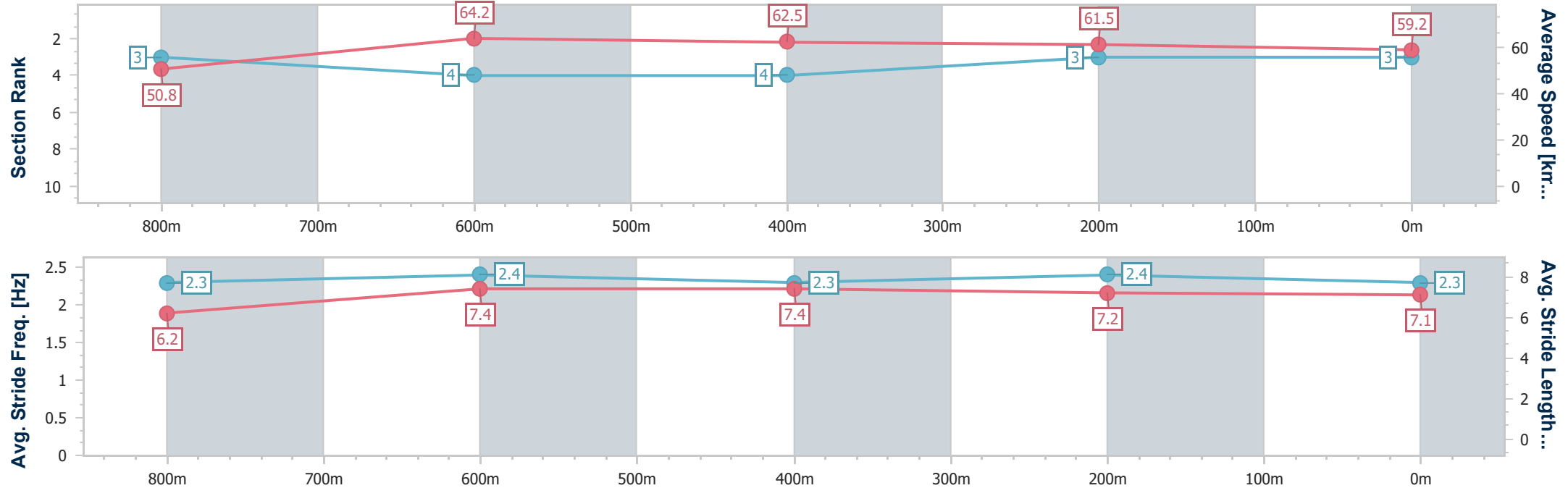
Horse/Jockey Name	Suncraft
Final Rank	3
Fastest Section Time (Section)	0:11.42 (800m)
Top Speed [km/h] (Section)	65.1 (Overall)
Race State	Finished



Toowoomba QLD Professional
Race 9: ENTERPRISE LEGAL Maiden Plate - 1000m
08 June 2024 - 20:49
Track Rating: Good 4, Weather: Fine, Rail Position: True



Section	Overall	800m	600m	400m	200m										
Section Times	1:01.48 [3] (0:14.38)	0:47.10 [3] (0:11.42)	0:35.68 [4] (0:11.71)	0:23.97 [4] (0:11.81)	0:12.16 [3] (0:12.16)										
Average Speed [km/h]	50.8	64.2	62.5	61.5	59.2										
Top Speed [km/h]	65.1	64.9	63.9	62.7	60.6										
Avg. Dist. to Rail [m]	4.8	4.6	3.0	3.0	3.2										
Avg. Stride Freq. [Hz]	2.3	2.4	2.3	2.4	2.3										
Avg. Stride Length [m]	6.2	7.4	7.4	7.2	7.1										





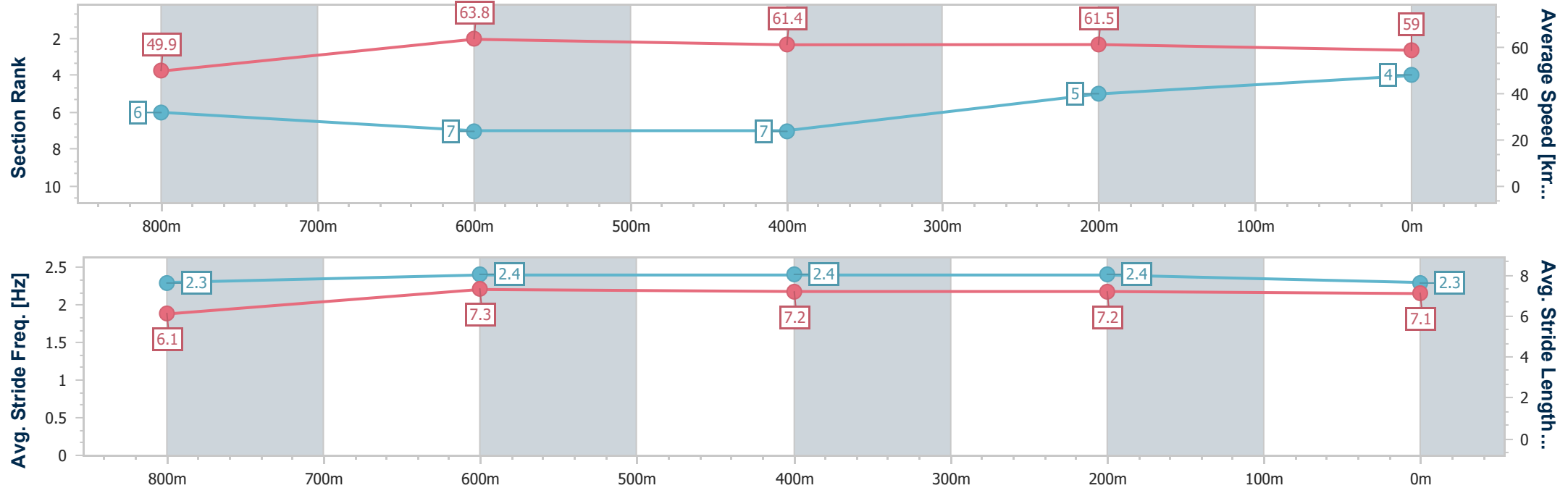
Horse/Jockey Name	Blessed Day
Final Rank	4
Fastest Section Time (Section)	0:11.49 (800m)
Top Speed [km/h] (Section)	64.7 (800m)
Race State	Finished



Toowoomba QLD Professional
Race 9: ENTERPRISE LEGAL Maiden Plate - 1000m
08 June 2024 - 20:49
Track Rating: Good 4, Weather: Fine, Rail Position: True



Section	Overall	800m	600m	400m	200m															
Section Times	1:02.03 [4] (0:14.70)	0:47.33 [6] (0:11.49)	0:35.84 [7] (0:11.86)	0:23.98 [7] (0:11.77)	0:12.21 [5] (0:12.21)															
Average Speed [km/h]	49.9	63.8	61.4	61.5	59.0															
Top Speed [km/h]	64.2	64.7	62.8	62.6	61.0															
Avg. Dist. to Rail [m]	8.5	4.2	2.6	1.8	1.4															
Avg. Stride Freq. [Hz]	2.3	2.4	2.4	2.4	2.3															
Avg. Stride Length [m]	6.1	7.3	7.2	7.2	7.1															





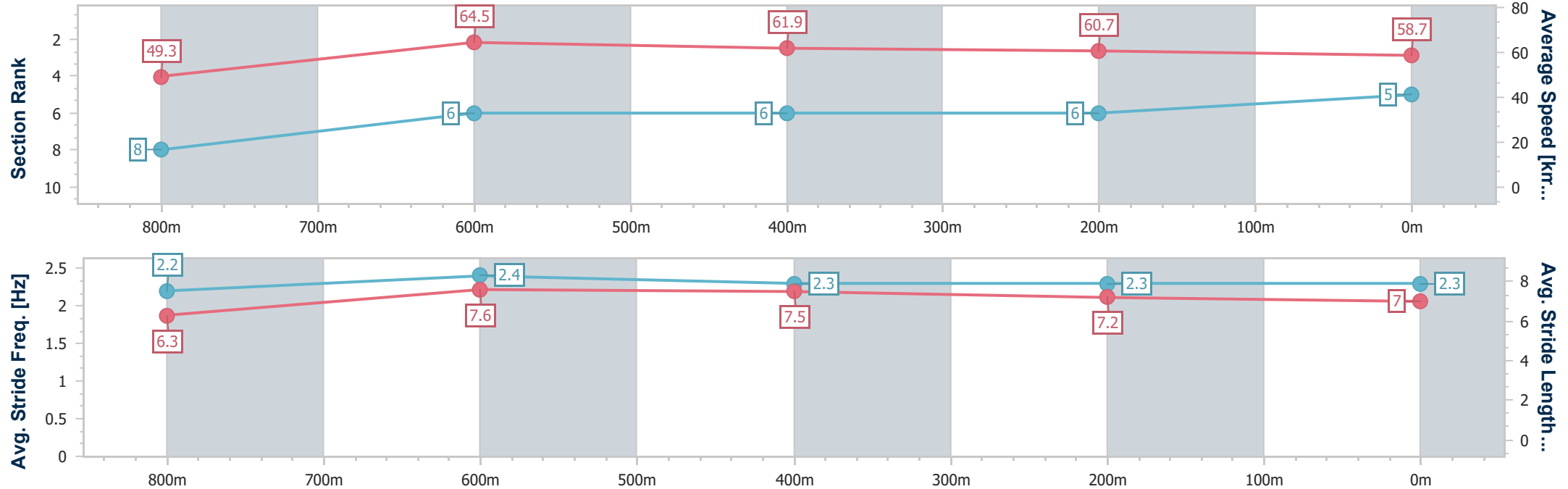
Horse/Jockey Name	Dolly Disco
Final Rank	5
Fastest Section Time (Section)	0:11.34 (800m)
Top Speed [km/h] (Section)	66.6 (800m)
Race State	Finished

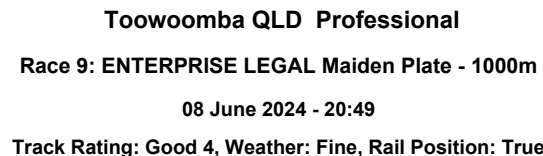


Toowoomba QLD Professional
Race 9: ENTERPRISE LEGAL Maiden Plate - 1000m
08 June 2024 - 20:49
Track Rating: Good 4, Weather: Fine, Rail Position: True



Section	Overall	800m	600m	400m	200m															
Section Times	1:02.13 [5] (0:14.77)	0:47.36 [8] (0:11.34)	0:36.02 [6] (0:11.83)	0:24.19 [6] (0:11.92)	0:12.27 [6] (0:12.27)															
Average Speed [km/h]	49.3	64.5	61.9	60.7	58.7															
Top Speed [km/h]	65.5	66.6	63.4	62.7	60.3															
Avg. Dist. to Rail [m]	5.4	3.7	3.4	2.5	3.8															
Avg. Stride Freq. [Hz]	2.2	2.4	2.3	2.3	2.3															
Avg. Stride Length [m]	6.3	7.6	7.5	7.2	7.0															





The figure consists of two line graphs sharing a common x-axis representing distance from 800m to 0m. The x-axis is divided into alternating shaded and unshaded regions. The top graph displays Average Rank (blue line) and Average Speed [km/h] (red line). The bottom graph displays Average Stride Frequency [Hz] (blue line) and Average Stride Length [m] (red line). Data points are labeled with their respective values in colored boxes.

Distance (m)	Avg. Rank	Avg. Speed [km/h]	Avg. Stride Freq. [Hz]	Avg. Stride Length [m]
800m	1	50.8	2.5	5.8
600m	1	64.3	2.7	6.7
400m	3	61.5	2.6	6.5
200m	4	59.6	2.5	6.5
0m	6	56.4	2.4	6.4



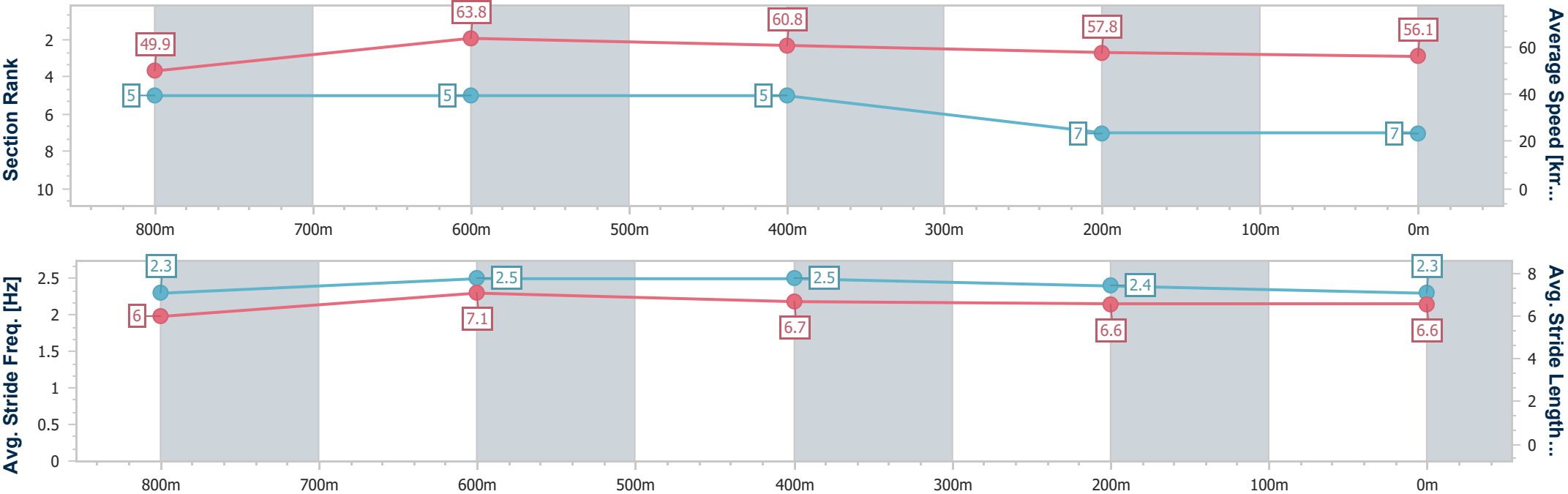
Horse/Jockey Name	Dolly's Fancy
Final Rank	7
Fastest Section Time (Section)	0:11.42 (800m)
Top Speed [km/h] (Section)	64.2 (800m)
Race State	Finished



Toowoomba QLD Professional
Race 9: ENTERPRISE LEGAL Maiden Plate - 1000m
08 June 2024 - 20:49
Track Rating: Good 4, Weather: Fine, Rail Position: True



Section	Overall	800m	600m	400m	200m															
Section Times	1:03.17 [7] (0:14.53)	0:48.64 [5] (0:11.42)	0:37.22 [5] (0:11.95)	0:25.27 [5] (0:12.43)	0:12.84 [7] (0:12.84)															
Average Speed [km/h]	49.9	63.8	60.8	57.8	56.1															
Top Speed [km/h]	64.0	64.2	62.7	59.8	58.0															
Avg. Dist. to Rail [m]	3.2	3.2	1.7	0.7	0.4															
Avg. Stride Freq. [Hz]	2.3	2.5	2.5	2.4	2.3															
Avg. Stride Length [m]	6.0	7.1	6.7	6.6	6.6															





Horse/Jockey Name	Winning Gaze
Final Rank	8
Fastest Section Time (Section)	0:11.93 (800m)
Top Speed [km/h] (Section)	61.6 (800m)
Race State	Finished



Toowoomba QLD Professional
Race 9: ENTERPRISE LEGAL Maiden Plate - 1000m
08 June 2024 - 20:49
Track Rating: Good 4, Weather: Fine, Rail Position: True



Section	Overall	800m	600m	400m	200m															
Section Times	1:07.38 [8] (0:14.74)	0:52.64 [7] (0:11.93)	0:40.71 [8] (0:12.75)	0:27.96 [8] (0:13.22)	0:14.74 [8] (0:14.74)															
Average Speed [km/h]	48.9	60.5	56.3	54.3	48.5															
Top Speed [km/h]	61.2	61.6	59.8	55.6	52.2															
Avg. Dist. to Rail [m]	2.0	0.4	0.7	0.7	0.4															
Avg. Stride Freq. [Hz]	2.2	2.3	2.2	2.2	2.0															
Avg. Stride Length [m]	6.1	7.4	7.1	7.0	6.6															

