



## Doomben QLD Professional

### Race 1: RACECOURSE VILLAGE Fillies and Mares Maiden Plate - 1110m

12 June 2024 - 11:59



BRISBANE  
RACING CLUB

Track Rating: Good 4, Weather: Fine, Rail Position: +9m Entire

Section		Overall				1000m	800m	600m	400m	200m	Last 600m		
Field Times		1:04.75 (0:08.50)				0:56.25 (0:10.65)	0:45.60 (0:11.09)	0:34.51 (0:11.19)	0:23.32 (0:11.46)	0:11.86 (0:11.86)	0:34.51		
Rank	TAB Horse/Jockey	Barrier	Top Speed [km/h]	Fastest Section								Margin	Distance Travelled [m]
1	4 BRIGHT BLONDE Robbie Dolan	9	68.0	0:08.79	1:04.75 [1] (0:08.79)	0:55.96 [5] (0:11.07)	0:44.89 [8] (0:10.98)	0:33.91 [8] (0:11.05)	0:22.86 [7] (0:11.15)	0:11.71 [5] (0:11.71)	1:04.75	0:33.91	
2	10 MEHRETU Craig Williams	8	68.9	0:08.69	1:04.90 [2] (0:08.69)	0:56.21 [3] (0:10.83)	0:45.38 [5] (0:11.02)	0:34.36 [6] (0:11.16)	0:23.20 [4] (0:11.19)	0:12.01 [1] (0:12.01)	0.92L	0:34.36	+1
3	2 GLOWLIGHT Bailey Wheeler	2	69.2	0:09.02	1:05.24 [3] (0:09.02)	0:56.22 [8] (0:10.61)	0:45.61 [7] (0:11.16)	0:34.45 [7] (0:11.16)	0:23.29 [8] (0:11.22)	0:12.07 [8] (0:12.07)	2.88L	0:34.45	-5
4	9 LUCKY LENI Damien Thornton	6	70.7	0:08.92	1:05.30 [4] (0:08.92)	0:56.38 [6] (0:10.41)	0:45.97 [4] (0:11.19)	0:34.78 [5] (0:11.18)	0:23.60 [4] (0:11.36)	0:12.24 [6] (0:12.24)	3.25L	0:34.78	-3
5	1 ASHILLA Nathan Thomas	7	69.8	0:08.93	1:05.34 [5] (0:08.93)	0:56.41 [7] (0:10.60)	0:45.81 [6] (0:10.94)	0:34.87 [4] (0:11.09)	0:23.78 [2] (0:11.41)	0:12.37 [3] (0:12.37)	3.49L	0:34.87	-3
6	6 CLIODHNA MAEVE Andrew Mallyon	1	69.3	0:08.74	1:05.44 [6] (0:08.74)	0:56.70 [4] (0:10.56)	0:46.14 [3] (0:11.13)	0:35.01 [3] (0:11.27)	0:23.74 [6] (0:11.42)	0:12.32 [7] (0:12.32)	4.05L	0:35.01	-8
7	7 EQUINE ART Ryan Maloney	3	70.0	0:08.50	1:05.48 [7] (0:08.50)	0:56.98 [1] (0:10.65)	0:46.33 [1] (0:11.12)	0:35.21 [2] (0:11.36)	0:23.85 [3] (0:11.32)	0:12.53 [2] (0:12.53)	4.31L	0:35.21	-3
8	3 ISLAND LADY Minonette Kennedy	4	69.4	0:08.58	1:05.57 [8] (0:08.58)	0:56.99 [2] (0:10.62)	0:46.37 [2] (0:11.04)	0:35.33 [1] (0:11.19)	0:24.14 [1] (0:11.55)	0:12.59 [4] (0:12.59)	4.84L	0:35.33	-5

Scratched: Caxton Lass (#5), Miss Palladium (#11), Hearts Are Racing (#8)



Horse/Jockey Name	Bright Blonde
Final Rank	1
Fastest Section Time (Section)	0:08.79 (Overall)
Top Speed [km/h] (Section)	68.0 (800m)
Race State	Finished

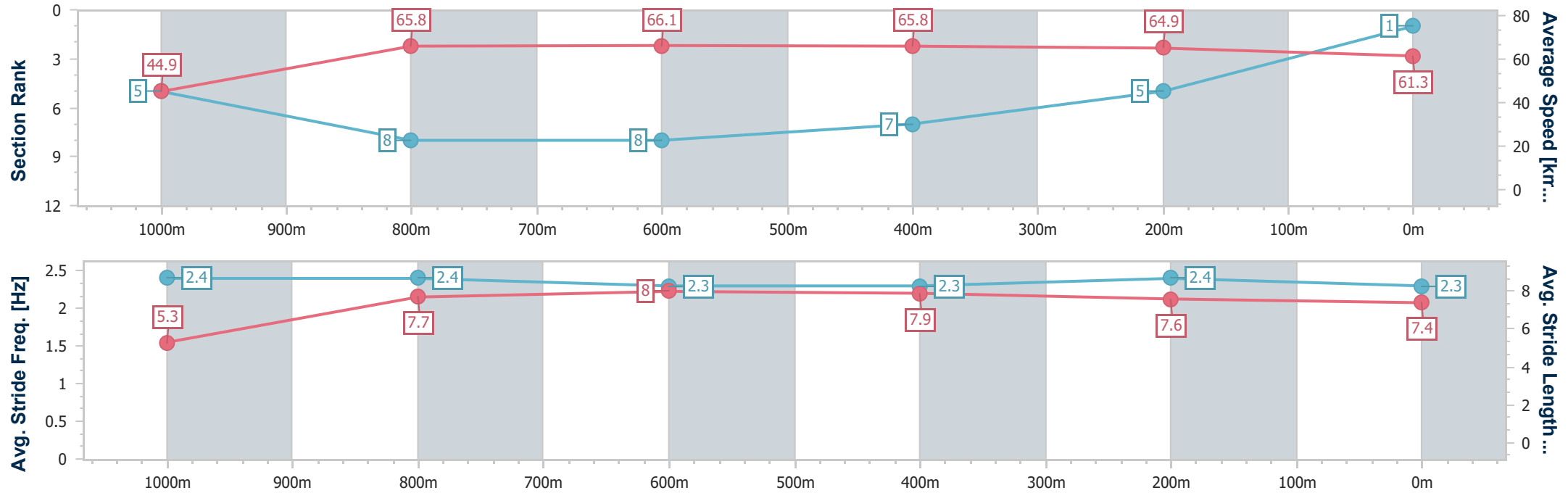


Doomben QLD Professional  
Race 1: RACECOURSE VILLAGE Fillies and Mares Maiden  
Plate - 1110m  
12 June 2024 - 11:59  
Track Rating: Good 4, Weather: Fine, Rail Position: +9m Entire



BRISBANE  
RACING CLUB

Section	Overall	1000m	800m	600m	400m	200m								
Section Times	1:04.75 [1] (0:08.79)	0:55.96 [5] (0:11.07)	0:44.89 [8] (0:10.98)	0:33.91 [8] (0:11.05)	0:22.86 [7] (0:11.15)	0:11.71 [5] (0:11.71)								
Average Speed [km/h]	44.9	65.8	66.1	65.8	64.9	61.3								
Top Speed [km/h]	65.0	67.4	68.0	66.5	65.6	64.8								
Avg. Dist. to Rail [m]	7.7	4.2	1.3	1.5	3.1	3.4								
Avg. Stride Freq. [Hz]	2.4	2.4	2.3	2.3	2.4	2.3								
Avg. Stride Length [m]	5.3	7.7	8.0	7.9	7.6	7.4								





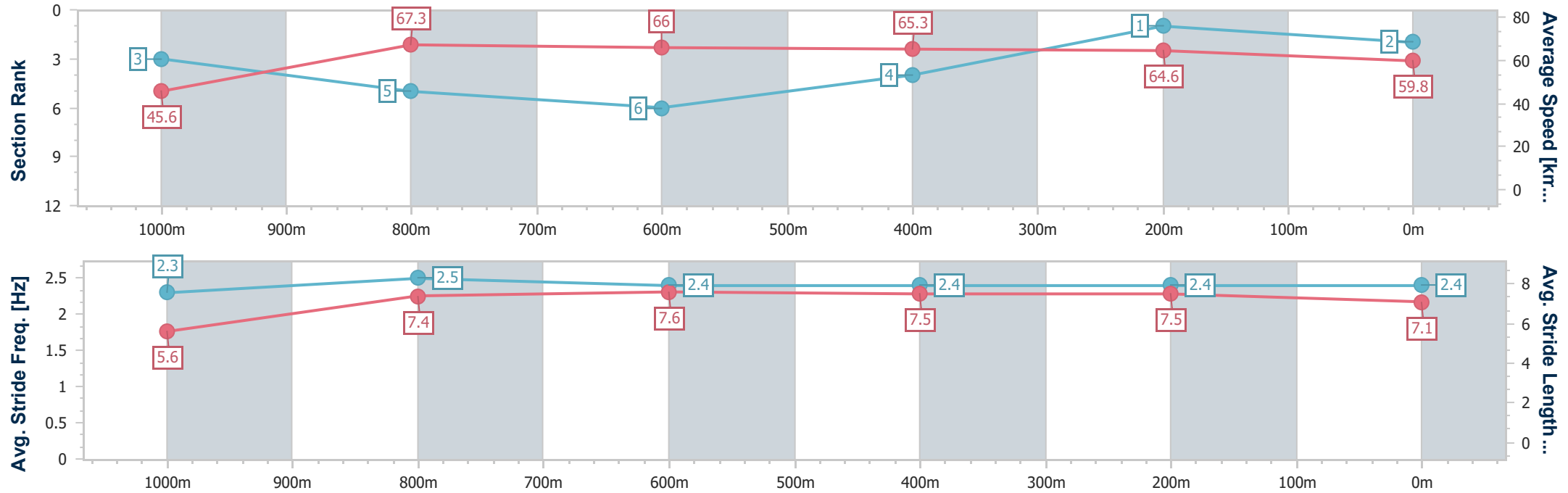
Horse/Jockey Name	Mehretu
Final Rank	2
Fastest Section Time (Section)	0:08.69 (Overall)
Top Speed [km/h] (Section)	68.9 (1000m)
Race State	Finished



Doomben QLD Professional  
Race 1: RACECOURSE VILLAGE Fillies and Mares Maiden  
Plate - 1110m  
12 June 2024 - 11:59  
Track Rating: Good 4, Weather: Fine, Rail Position: +9m Entire



Section	Overall	1000m	800m	600m	400m	200m								
Section Times	1:04.90 [2] (0:08.69)	0:56.21 [3] (0:10.83)	0:45.38 [5] (0:11.02)	0:34.36 [6] (0:11.16)	0:23.20 [4] (0:11.19)	0:12.01 [1] (0:12.01)								
Average Speed [km/h]	45.6	67.3	66.0	65.3	64.6	59.8								
Top Speed [km/h]	67.1	68.9	68.3	66.0	66.0	62.0								
Avg. Dist. to Rail [m]	6.3	3.9	2.1	1.7	1.5	0.7								
Avg. Stride Freq. [Hz]	2.3	2.5	2.4	2.4	2.4	2.4								
Avg. Stride Length [m]	5.6	7.4	7.6	7.5	7.5	7.1								





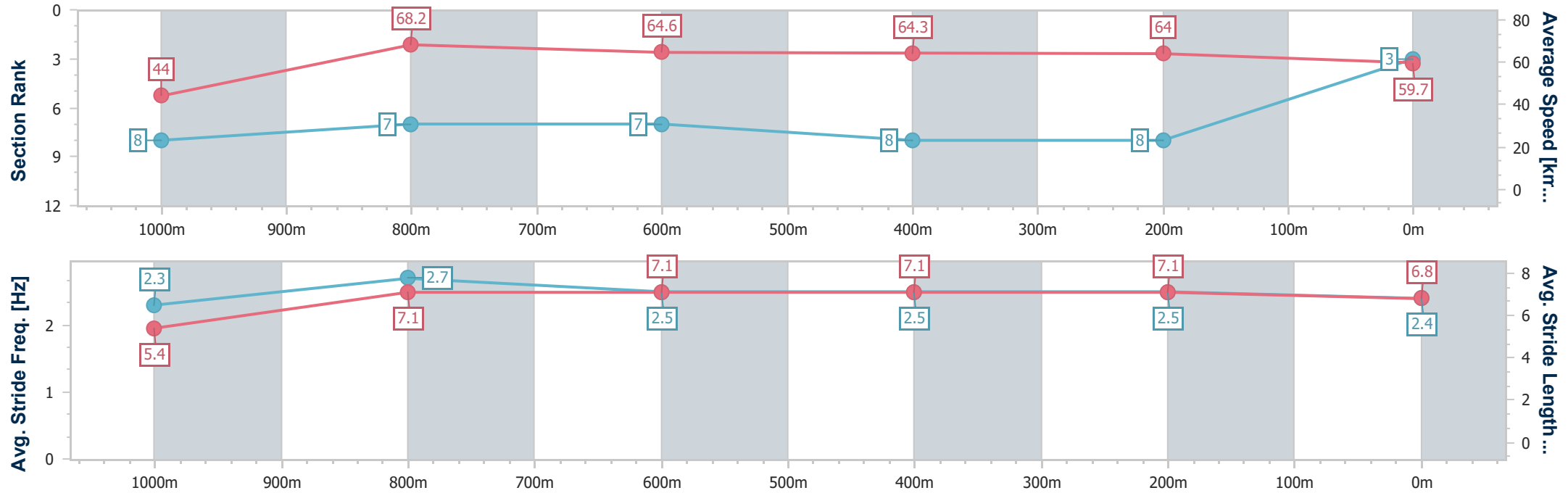
Horse/Jockey Name	Glowlight
Final Rank	3
Fastest Section Time (Section)	0:09.02 (Overall)
Top Speed [km/h] (Section)	69.2 (1000m)
Race State	Finished



Doomben QLD Professional  
Race 1: RACECOURSE VILLAGE Fillies and Mares Maiden  
Plate - 1110m  
12 June 2024 - 11:59  
Track Rating: Good 4, Weather: Fine, Rail Position: +9m Entire



Section	Overall	1000m	800m	600m	400m	200m								
Section Times	1:05.24 [3] (0:09.02)	0:56.22 [8] (0:10.61)	0:45.61 [7] (0:11.16)	0:34.45 [7] (0:11.16)	0:23.29 [8] (0:11.22)	0:12.07 [8] (0:12.07)								
Average Speed [km/h]	44.0	68.2	64.6	64.3	64.0	59.7								
Top Speed [km/h]	65.4	69.2	66.9	65.1	65.3	61.9								
Avg. Dist. to Rail [m]	2.9	2.0	0.6	1.0	0.9	1.9								
Avg. Stride Freq. [Hz]	2.3	2.7	2.5	2.5	2.5	2.4								
Avg. Stride Length [m]	5.4	7.1	7.1	7.1	7.1	6.8								







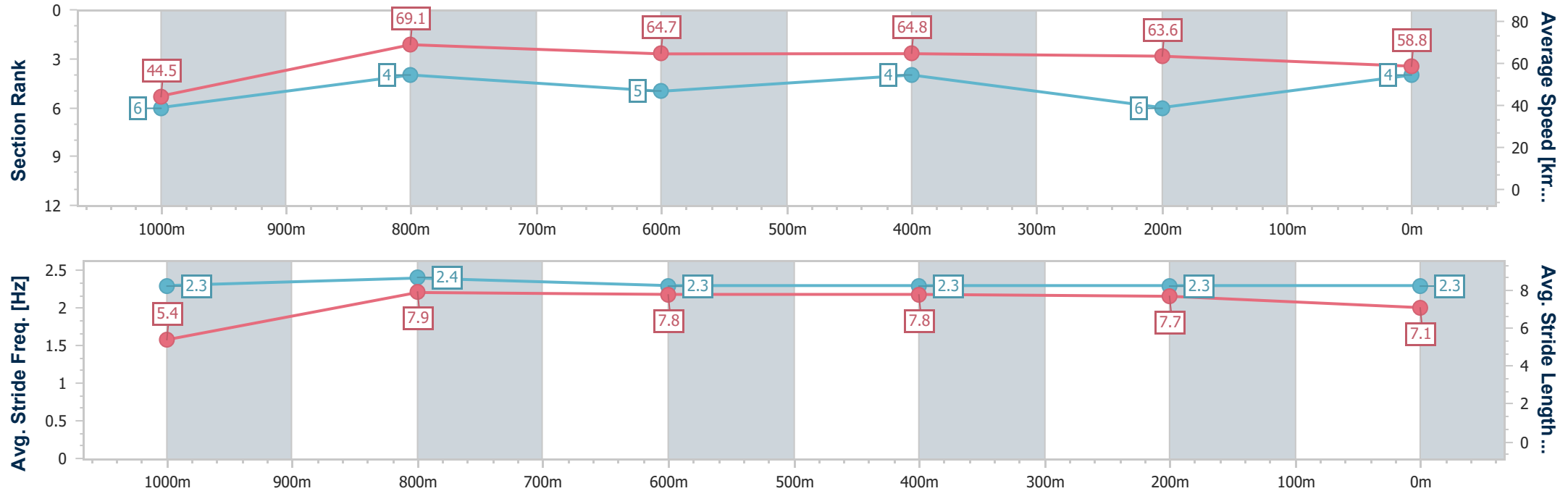
Horse/Jockey Name	Lucky Leni
Final Rank	4
Fastest Section Time (Section)	0:08.92 (Overall)
Top Speed [km/h] (Section)	70.7 (1000m)
Race State	Finished



Doomben QLD Professional  
Race 1: RACECOURSE VILLAGE Fillies and Mares Maiden  
Plate - 1110m  
12 June 2024 - 11:59  
Track Rating: Good 4, Weather: Fine, Rail Position: +9m Entire



Section	Overall	1000m	800m	600m	400m	200m								
Section Times	1:05.30 [4] (0:08.92)	0:56.38 [6] (0:10.41)	0:45.97 [4] (0:11.19)	0:34.78 [5] (0:11.18)	0:23.60 [4] (0:11.36)	0:12.24 [6] (0:12.24)								
Average Speed [km/h]	44.5	69.1	64.7	64.8	63.6	58.8								
Top Speed [km/h]	67.0	70.7	66.2	65.8	65.1	61.4								
Avg. Dist. to Rail [m]	4.6	0.9	1.2	0.9	1.2	2.6								
Avg. Stride Freq. [Hz]	2.3	2.4	2.3	2.3	2.3	2.3								
Avg. Stride Length [m]	5.4	7.9	7.8	7.8	7.7	7.1								





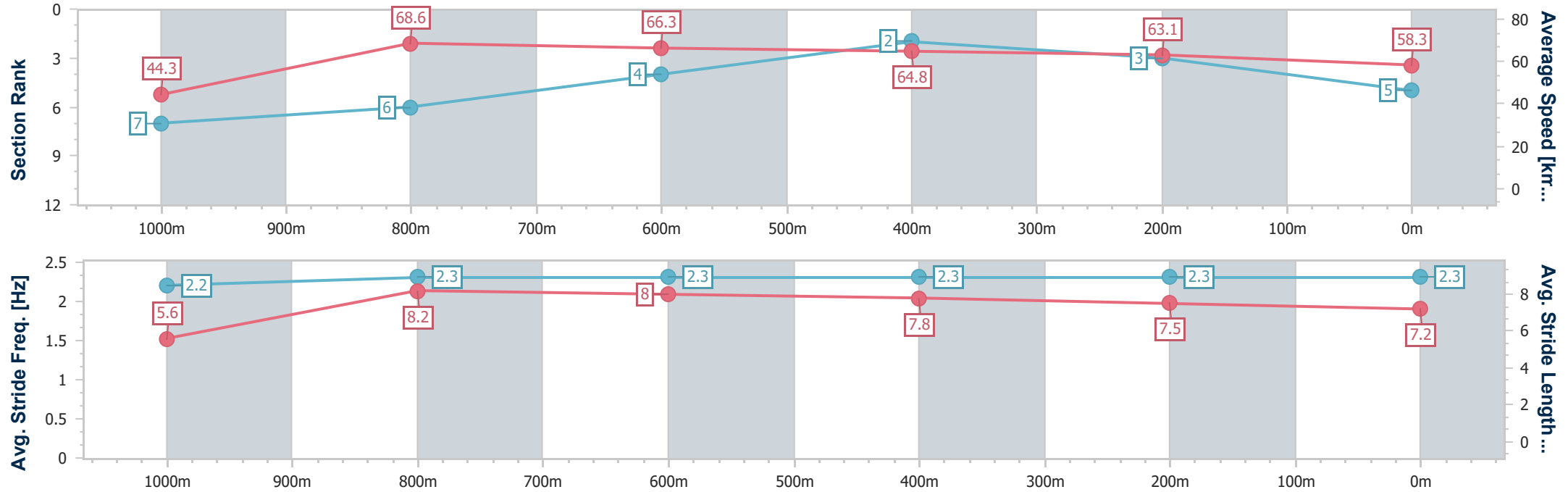
Horse/Jockey Name	Ashilla
Final Rank	5
Fastest Section Time (Section)	0:08.93 (Overall)
Top Speed [km/h] (Section)	69.8 (1000m)
Race State	Finished



Doomben QLD Professional  
Race 1: RACECOURSE VILLAGE Fillies and Mares Maiden  
Plate - 1110m  
12 June 2024 - 11:59  
Track Rating: Good 4, Weather: Fine, Rail Position: +9m Entire



Section	Overall	1000m	800m	600m	400m	200m							
Section Times	1:05.34 [5] (0:08.93)	0:56.41 [7] (0:10.60)	0:45.81 [6] (0:10.94)	0:34.87 [4] (0:11.09)	0:23.78 [2] (0:11.41)	0:12.37 [3] (0:12.37)							
Average Speed [km/h]	44.3	68.6	66.3	64.8	63.1	58.3							
Top Speed [km/h]	66.9	69.8	67.8	66.6	64.6	61.1							
Avg. Dist. to Rail [m]	5.7	3.6	1.0	0.2	0.9	0.6							
Avg. Stride Freq. [Hz]	2.2	2.3	2.3	2.3	2.3	2.3							
Avg. Stride Length [m]	5.6	8.2	8.0	7.8	7.5	7.2							





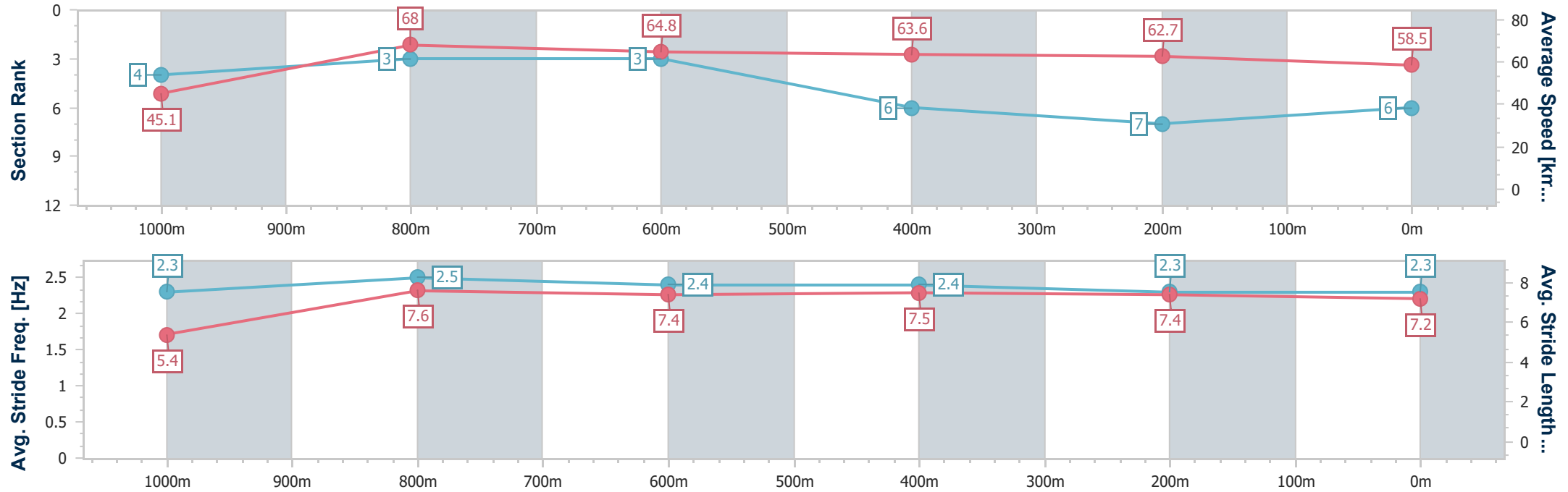
Horse/Jockey Name	Clodhna Maeve
Final Rank	6
Fastest Section Time (Section)	0:08.74 (Overall)
Top Speed [km/h] (Section)	69.3 (1000m)
Race State	Finished



Doomben QLD Professional  
Race 1: RACECOURSE VILLAGE Fillies and Mares Maiden  
Plate - 1110m  
12 June 2024 - 11:59  
Track Rating: Good 4, Weather: Fine, Rail Position: +9m Entire



Section	Overall	1000m	800m	600m	400m	200m								
Section Times	1:05.44 [6] (0:08.74)	0:56.70 [4] (0:10.56)	0:46.14 [3] (0:11.13)	0:35.01 [3] (0:11.27)	0:23.74 [6] (0:11.42)	0:12.32 [7] (0:12.32)								
Average Speed [km/h]	45.1	68.0	64.8	63.6	62.7	58.5								
Top Speed [km/h]	64.8	69.3	66.4	65.2	64.5	60.7								
Avg. Dist. to Rail [m]	1.0	0.8	0.4	0.6	1.8	1.9								
Avg. Stride Freq. [Hz]	2.3	2.5	2.4	2.4	2.3	2.3								
Avg. Stride Length [m]	5.4	7.6	7.4	7.5	7.4	7.2								





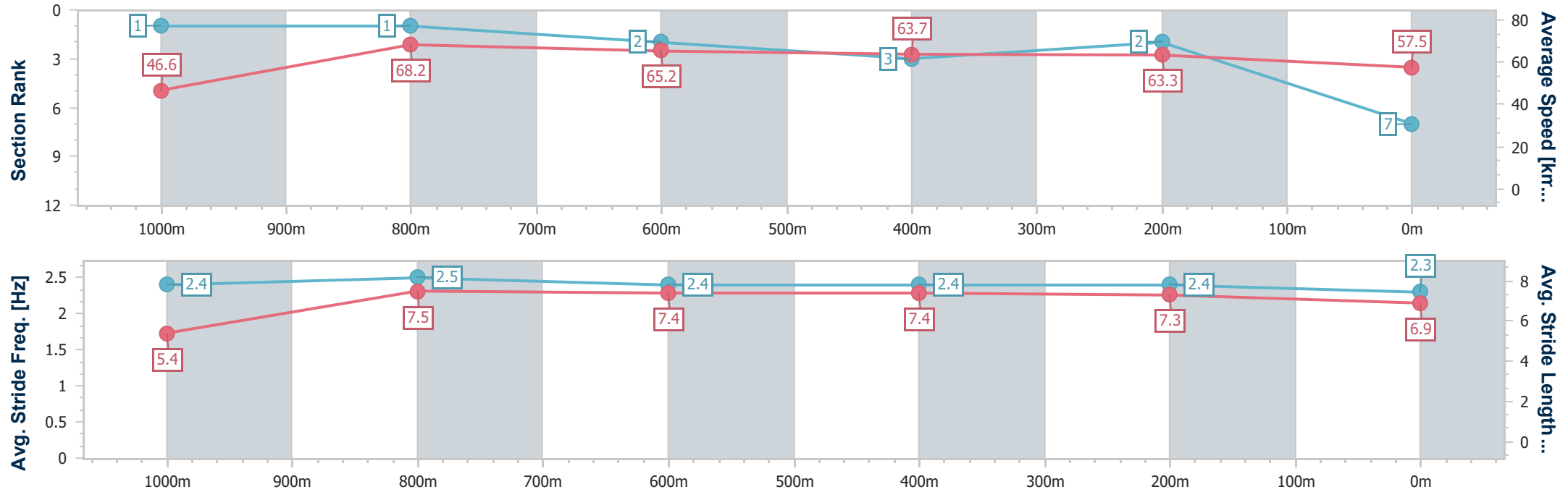
Horse/Jockey Name	Equine Art
Final Rank	7
Fastest Section Time (Section)	0:08.50 (Overall)
Top Speed [km/h] (Section)	70.0 (1000m)
Race State	Finished



Doomben QLD Professional  
Race 1: RACECOURSE VILLAGE Fillies and Mares Maiden  
Plate - 1110m  
12 June 2024 - 11:59  
Track Rating: Good 4, Weather: Fine, Rail Position: +9m Entire



Section	Overall	1000m	800m	600m	400m	200m							
Section Times	1:05.48 [7] (0:08.50)	0:56.98 [1] (0:10.65)	0:46.33 [1] (0:11.12)	0:35.21 [2] (0:11.36)	0:23.85 [3] (0:11.32)	0:12.53 [2] (0:12.53)							
Average Speed [km/h]	46.6	68.2	65.2	63.7	63.3	57.5							
Top Speed [km/h]	66.6	70.0	66.6	65.5	64.7	60.9							
Avg. Dist. to Rail [m]	3.3	1.9	2.2	0.8	1.4	1.7							
Avg. Stride Freq. [Hz]	2.4	2.5	2.4	2.4	2.4	2.3							
Avg. Stride Length [m]	5.4	7.5	7.4	7.4	7.3	6.9							





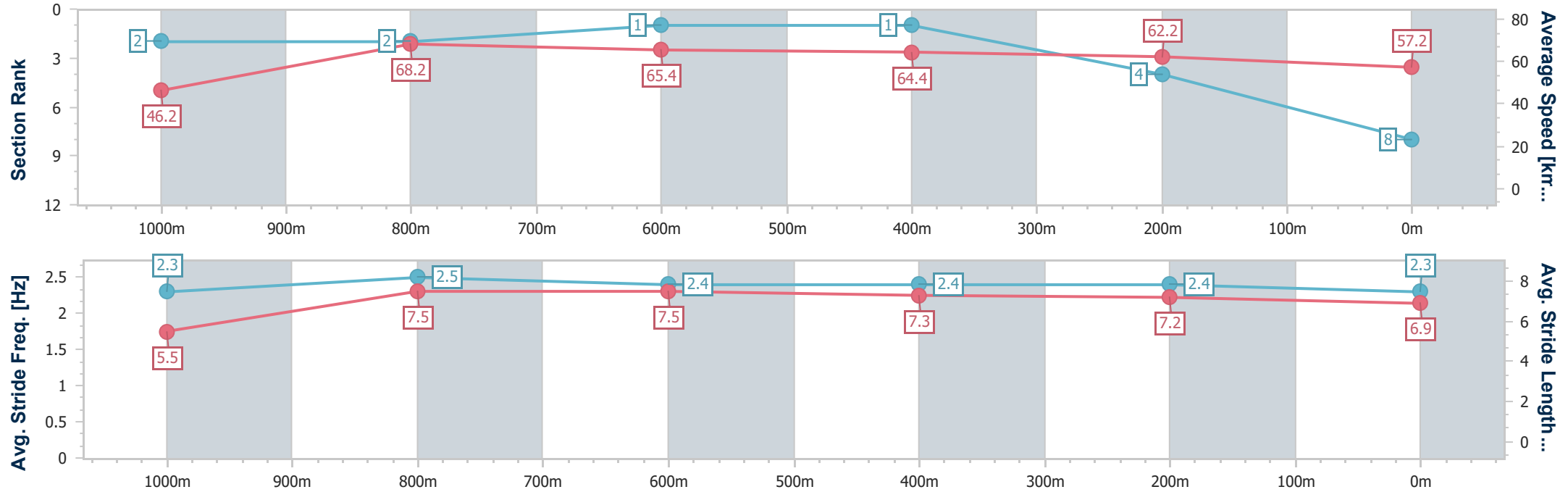
Horse/Jockey Name	Island Lady
Final Rank	8
Fastest Section Time (Section)	0:08.58 (Overall)
Top Speed [km/h] (Section)	69.4 (1000m)
Race State	Finished



Doomben QLD Professional  
Race 1: RACECOURSE VILLAGE Fillies and Mares Maiden  
Plate - 1110m  
12 June 2024 - 11:59  
Track Rating: Good 4, Weather: Fine, Rail Position: +9m Entire



Section	Overall	1000m	800m	600m	400m	200m								
Section Times	1:05.57 [8] (0:08.58)	0:56.99 [2] (0:10.62)	0:46.37 [2] (0:11.04)	0:35.33 [1] (0:11.19)	0:24.14 [1] (0:11.55)	0:12.59 [4] (0:12.59)								
Average Speed [km/h]	46.2	68.2	65.4	64.4	62.2	57.2								
Top Speed [km/h]	67.8	69.4	67.3	66.2	63.9	59.5								
Avg. Dist. to Rail [m]	3.3	1.8	1.1	0.6	1.0	0.9								
Avg. Stride Freq. [Hz]	2.3	2.5	2.4	2.4	2.4	2.3								
Avg. Stride Length [m]	5.5	7.5	7.5	7.3	7.2	6.9								





## Doomben QLD Professional

### Race 2: CASCADE Colts, Geldings and Entires Maiden Plate - 1110m

12 June 2024 - 12:37



BRISBANE  
RACING CLUB

Track Rating: Good 4, Weather: Fine, Rail Position: +9m Entire

Section		Overall				1000m	800m	600m	400m	200m	Last 600m		
Field Times		1:04.94				0:56.64	0:46.04	0:34.85	0:23.61	0:12.29	0:34.85		
		(0:08.30)				(0:10.60)	(0:11.19)	(0:11.24)	(0:11.32)	(0:12.29)			
Rank	TAB Horse/Jockey	Barrier	Top Speed [km/h]	Fastest Section							Margin	Distance Travelled [m]	
1	7 PERIGEAN	2	69.5	0:08.30	1:04.94 [1]	0:56.64 [1]	0:46.04 [1]	0:34.85 [1]	0:23.61 [1]	0:12.29 [1]	1:04.94	0:34.85	
	Cejay Graham		1000m	Overall	(0:08.30)	(0:10.60)	(0:11.19)	(0:11.24)	(0:11.32)	(0:12.29)			
2	3 CHABOOM	1	68.9	0:08.52	1:05.00 [2]	0:56.48 [3]	0:45.77 [4]	0:34.54 [4]	0:23.35 [3]	0:12.18 [2]	0.36L	0:34.54	+3
	Martin Harley		1000m	Overall	(0:08.52)	(0:10.71)	(0:11.23)	(0:11.19)	(0:11.17)	(0:12.18)			
3	9 STEEL KING	5	68.7	0:08.59	1:05.16 [3]	0:56.57 [5]	0:45.89 [5]	0:34.70 [5]	0:23.47 [4]	0:12.15 [3]	1.26L	0:34.70	+2
	Robbie Dolan		1000m	Overall	(0:08.59)	(0:10.68)	(0:11.19)	(0:11.23)	(0:11.32)	(0:12.15)			
4	5 EVERSTAR	6	69.2	0:08.58	1:06.13 [4]	0:57.55 [4]	0:46.93 [3]	0:35.75 [3]	0:24.26 [5]	0:12.80 [4]	6.98L	0:35.75	+7
	Sean Cormack		1000m	Overall	(0:08.58)	(0:10.62)	(0:11.18)	(0:11.49)	(0:11.46)	(0:12.80)			
5	2 TAKING FLIGHT	7	69.1	0:08.40	1:07.17 [5]	0:58.77 [2]	0:48.14 [2]	0:36.91 [2]	0:25.53 [2]	0:13.74 [5]	13.08L	0:36.91	+7
	Jake Bayliss		1000m	Overall	(0:08.40)	(0:10.63)	(0:11.23)	(0:11.38)	(0:11.79)	(0:13.74)			

Scratched: Pickaxe (#1), Lietuva (#6), Thankyou Henry (#10), Crypto King (#4), Rothafella (#8)



Horse/Jockey Name	Perigean
Final Rank	1
Fastest Section Time (Section)	0:08.30 (Overall)
Top Speed [km/h] (Section)	69.5 (1000m)
Race State	Finished

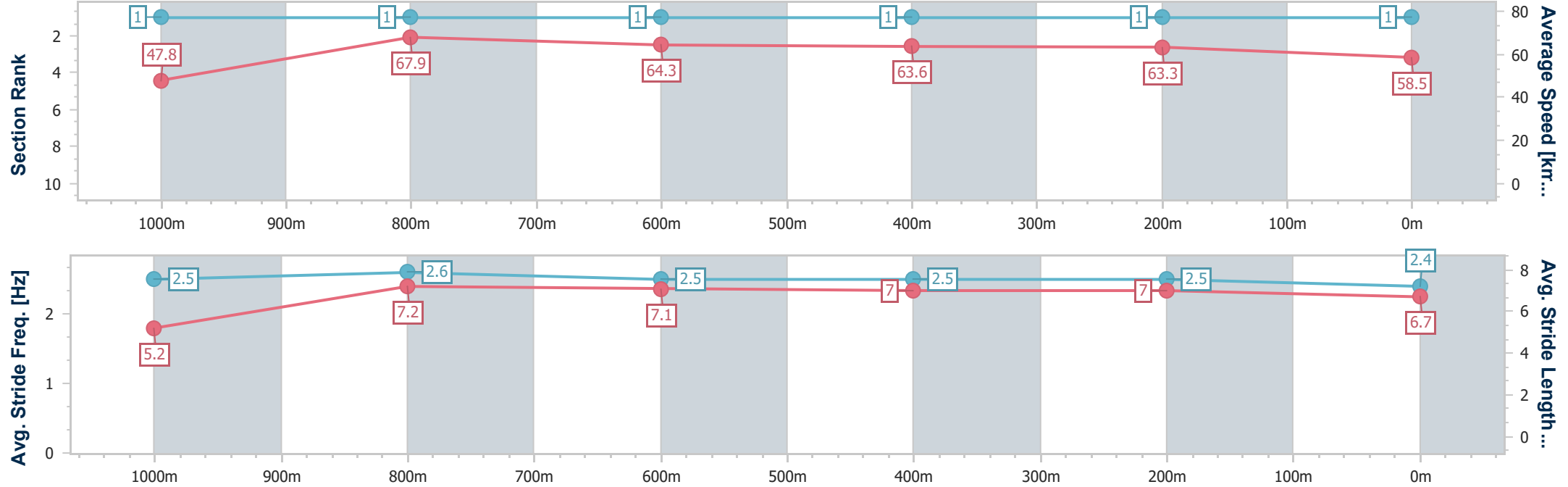


Doomben QLD Professional  
Race 2: CASCADE Colts, Geldings and Entires Maiden Plate - 1110m  
12 June 2024 - 12:37  
Track Rating: Good 4, Weather: Fine, Rail Position: +9m Entire



BRISBANE  
RACING CLUB

Section	Overall	1000m	800m	600m	400m	200m								
Section Times	1:04.94 [1] (0:08.30)	0:56.64 [1] (0:10.60)	0:46.04 [1] (0:11.19)	0:34.85 [1] (0:11.24)	0:23.61 [1] (0:11.32)	0:12.29 [1] (0:12.29)								
Average Speed [km/h]	47.8	67.9	64.3	63.6	63.3	58.5								
Top Speed [km/h]	67.8	69.5	66.2	64.2	65.1	61.3								
Avg. Dist. to Rail [m]	2.0	0.2	0.4	1.2	1.7	1.2								
Avg. Stride Freq. [Hz]	2.5	2.6	2.5	2.5	2.5	2.4								
Avg. Stride Length [m]	5.2	7.2	7.1	7.0	7.0	6.7								





Horse/Jockey Name	Chaboom
Final Rank	2
Fastest Section Time (Section)	0:08.52 (Overall)
Top Speed [km/h] (Section)	68.9 (1000m)
Race State	Finished

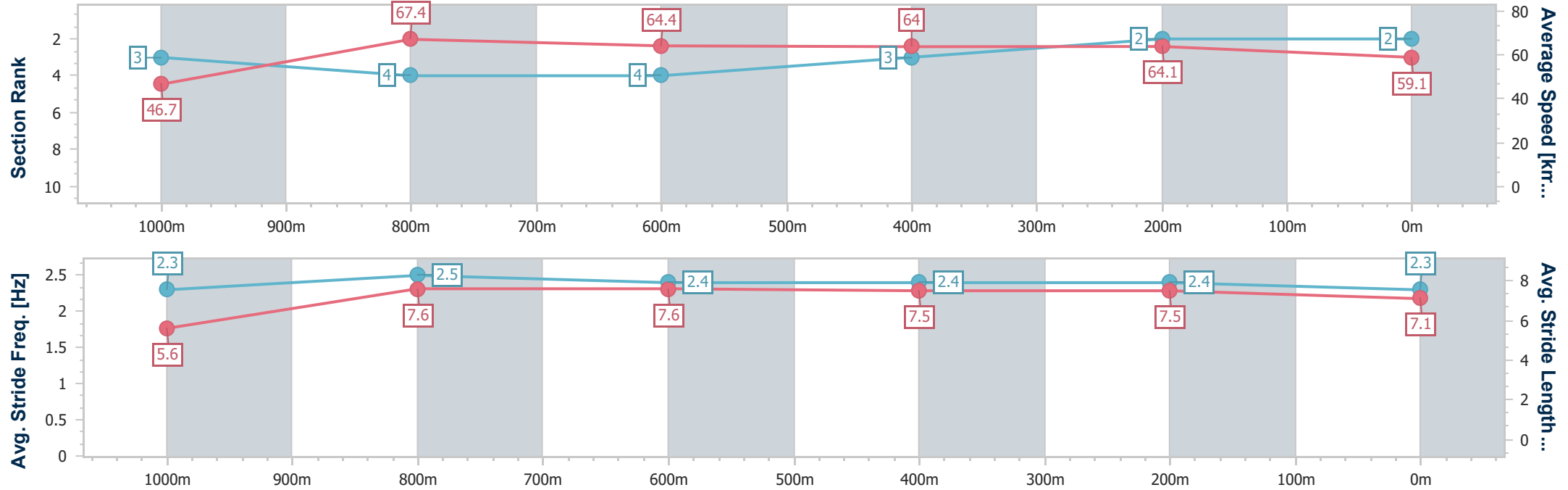


Doomben QLD Professional  
Race 2: CASCADE Colts, Geldings and Entires Maiden Plate - 1110m  
12 June 2024 - 12:37  
Track Rating: Good 4, Weather: Fine, Rail Position: +9m Entire



BRISBANE  
RACING CLUB

Section	Overall	1000m	800m	600m	400m	200m								
Section Times	1:05.00 [2] (0:08.52)	0:56.48 [3] (0:10.71)	0:45.77 [4] (0:11.23)	0:34.54 [4] (0:11.19)	0:23.35 [3] (0:11.17)	0:12.18 [2] (0:12.18)								
Average Speed [km/h]	46.7	67.4	64.4	64.0	64.1	59.1								
Top Speed [km/h]	66.8	68.9	66.8	65.1	65.5	62.0								
Avg. Dist. to Rail [m]	1.9	1.2	0.3	0.9	1.3	0.9								
Avg. Stride Freq. [Hz]	2.3	2.5	2.4	2.4	2.4	2.3								
Avg. Stride Length [m]	5.6	7.6	7.6	7.5	7.5	7.1								







Horse/Jockey Name	Steel King
Final Rank	3
Fastest Section Time (Section)	0:08.59 (Overall)
Top Speed [km/h] (Section)	68.7 (1000m)
Race State	Finished

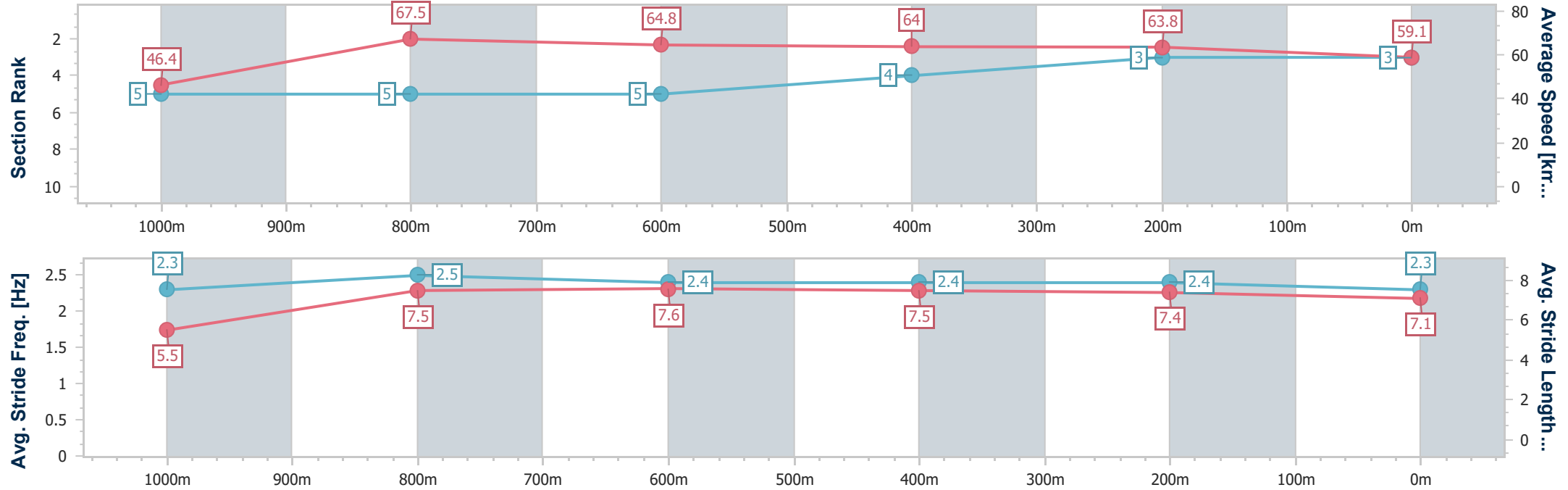


Doomben QLD Professional  
Race 2: CASCADE Colts, Geldings and Entires Maiden Plate - 1110m  
12 June 2024 - 12:37  
Track Rating: Good 4, Weather: Fine, Rail Position: +9m Entire



BRISBANE  
RACING CLUB

Section	Overall	1000m	800m	600m	400m	200m								
Section Times	1:05.16 [3] (0:08.59)	0:56.57 [5] (0:10.68)	0:45.89 [5] (0:11.19)	0:34.70 [5] (0:11.23)	0:23.47 [4] (0:11.32)	0:12.15 [3] (0:12.15)								
Average Speed [km/h]	46.4	67.5	64.8	64.0	63.8	59.1								
Top Speed [km/h]	66.2	68.7	66.0	66.2	66.0	62.1								
Avg. Dist. to Rail [m]	3.4	1.6	0.9	0.3	1.3	1.9								
Avg. Stride Freq. [Hz]	2.3	2.5	2.4	2.4	2.4	2.3								
Avg. Stride Length [m]	5.5	7.5	7.6	7.5	7.4	7.1								





Horse/Jockey Name	Everstar
Final Rank	4
Fastest Section Time (Section)	0:08.58 (Overall)
Top Speed [km/h] (Section)	69.2 (1000m)
Race State	Finished

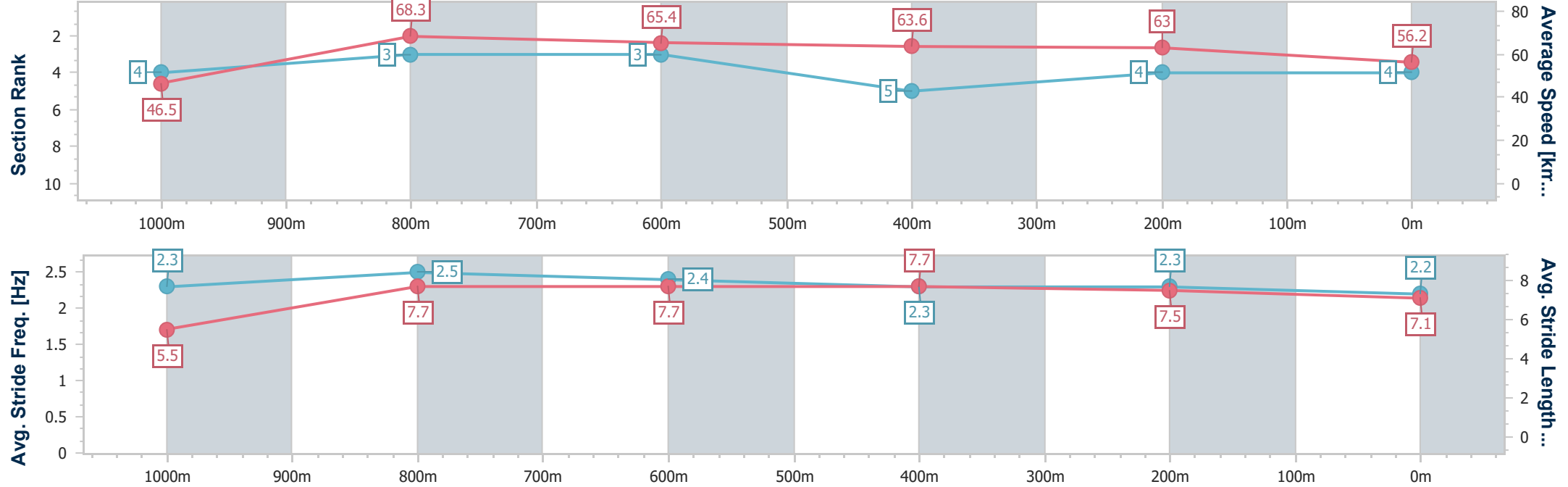


Doomben QLD Professional  
Race 2: CASCADE Colts, Geldings and Entires Maiden Plate - 1110m  
12 June 2024 - 12:37  
Track Rating: Good 4, Weather: Fine, Rail Position: +9m Entire



BRISBANE  
RACING CLUB

Section	Overall	1000m	800m	600m	400m	200m								
Section Times	1:06.13 [4] (0:08.58)	0:57.55 [4] (0:10.62)	0:46.93 [3] (0:11.18)	0:35.75 [3] (0:11.49)	0:24.26 [5] (0:11.46)	0:12.80 [4] (0:12.80)								
Average Speed [km/h]	46.5	68.3	65.4	63.6	63.0	56.2								
Top Speed [km/h]	66.8	69.2	68.0	64.4	64.4	60.3								
Avg. Dist. to Rail [m]	4.1	2.0	3.8	2.3	2.8	2.2								
Avg. Stride Freq. [Hz]	2.3	2.5	2.4	2.3	2.3	2.2								
Avg. Stride Length [m]	5.5	7.7	7.7	7.7	7.5	7.1								





Horse/Jockey Name	Taking Flight
Final Rank	5
Fastest Section Time (Section)	0:08.40 (Overall)
Top Speed [km/h] (Section)	69.1 (1000m)
Race State	Finished

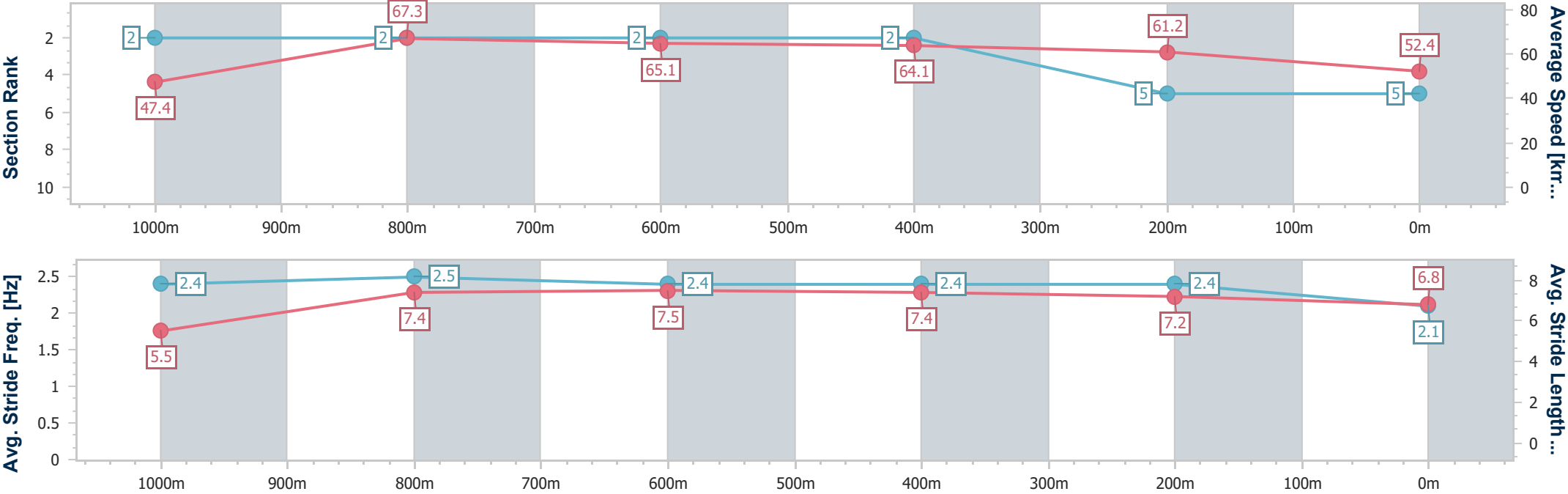


Doomben QLD Professional  
Race 2: CASCADE Colts, Geldings and Entires Maiden Plate - 1110m  
12 June 2024 - 12:37  
Track Rating: Good 4, Weather: Fine, Rail Position: +9m Entire



BRISBANE  
RACING CLUB

Section	Overall	1000m	800m	600m	400m	200m								
Section Times	1:07.17 [5] (0:08.40)	0:58.77 [2] (0:10.63)	0:48.14 [2] (0:11.23)	0:36.91 [2] (0:11.38)	0:25.53 [2] (0:11.79)	0:13.74 [5] (0:13.74)								
Average Speed [km/h]	47.4	67.3	65.1	64.1	61.2	52.4								
Top Speed [km/h]	68.0	69.1	67.1	64.7	63.6	58.1								
Avg. Dist. to Rail [m]	5.6	2.5	3.0	2.7	3.2	1.0								
Avg. Stride Freq. [Hz]	2.4	2.5	2.4	2.4	2.4	2.1								
Avg. Stride Length [m]	5.5	7.4	7.5	7.4	7.2	6.8								





## Doomben QLD Professional

### Race 3: XXXX QTIS Two-Year-Old Maiden Plate - 1200m

12 June 2024 - 13:11



BRISBANE  
RACING CLUB

Track Rating: Good 4, Weather: Fine, Rail Position: +9m Entire

Section						Overall	1000m	800m	600m	400m	200m	Last 600m		
Field Times						1:10.47 (0:13.19)	0:57.28 (0:10.80)	0:46.48 (0:11.39)	0:35.09 (0:11.87)	0:23.22 (0:11.38)	0:11.84 (0:11.84)	0:35.09		
Rank	TAB	Horse/Jockey	Barrier	Top Speed [km/h]	Fastest Section							Margin	Distance Travelled [m]	
1	7	THE HAMO	4	67.7	0:10.91	1:10.47 [1]	0:57.21 [2]	0:46.30 [3]	0:34.82 [4]	0:22.96 [3]	0:11.75 [2]	1:10.47	0:34.82	
		Adin Thompson		1000m	1000m	(0:13.26)	(0:10.91)	(0:11.48)	(0:11.86)	(0:11.21)	(0:11.75)			
2	4	HELL MARCH	1	68.6	0:10.80	1:10.61 [2]	0:57.42 [1]	0:46.62 [1]	0:35.23 [1]	0:23.36 [1]	0:11.98 [1]	0.81L	0:35.23	-2
		James Orman		1000m	1000m	(0:13.19)	(0:10.80)	(0:11.39)	(0:11.87)	(0:11.38)	(0:11.98)			
3	6	SAVOUR THE DREAM	3	67.8	0:10.95	1:10.78 [3]	0:57.32 [5]	0:46.37 [5]	0:35.13 [3]	0:23.22 [5]	0:11.99 [3]	1.79L	0:35.13	+1
		Martin Harley		Overall	1000m	(0:13.46)	(0:10.95)	(0:11.24)	(0:11.91)	(0:11.23)	(0:11.99)			
4	14	HEY CHARDONNAY	12	67.7	0:10.97	1:11.04 [4]	0:57.56 [6]	0:46.59 [6]	0:35.16 [6]	0:23.48 [4]	0:12.09 [4]	3.36L	0:35.16	+4
		Tahlia Fenlon		1000m	1000m	(0:13.48)	(0:10.97)	(0:11.43)	(0:11.68)	(0:11.39)	(0:12.09)			
5	8	LIPAROTA	7	68.8	0:10.82	1:11.14 [5]	0:57.88 [3]	0:47.06 [2]	0:35.62 [2]	0:23.76 [2]	0:12.16 [5]	3.95L	0:35.62	+2
		Cejay Graham		1000m	1000m	(0:13.26)	(0:10.82)	(0:11.44)	(0:11.86)	(0:11.60)	(0:12.16)			
6	10	MISS PALLADIUM	2	67.3	0:10.91	1:11.16 [6]	0:57.71 [4]	0:46.80 [4]	0:35.29 [5]	0:23.37 [8]	0:11.93 [8]	4.01L	0:35.29	+1
		Kyle Wilson-Taylor		1000m	1000m	(0:13.45)	(0:10.91)	(0:11.51)	(0:11.92)	(0:11.44)	(0:11.93)			
7	5	SAN JOSE BOY	18	67.0	0:11.06	1:11.19 [7]	0:57.59 [7]	0:46.53 [9]	0:35.15 [8]	0:23.47 [6]	0:12.07 [6]	4.21L	0:35.15	+7
		Jake Bayliss		Overall	1000m	(0:13.60)	(0:11.06)	(0:11.38)	(0:11.68)	(0:11.40)	(0:12.07)			
8	2	ENTERPRISE DEFENCE	10	67.9	0:10.97	1:11.28 [8]	0:57.64 [8]	0:46.67 [8]	0:35.38 [7]	0:23.56 [7]	0:12.06 [7]	4.76L	0:35.38	+2
		Michael Rodd		1000m	1000m	(0:13.64)	(0:10.97)	(0:11.29)	(0:11.82)	(0:11.50)	(0:12.06)			
9	1	CLICK CLICK BOOM	13	66.5	0:11.17	1:11.33 [9]	0:57.52 [11]	0:46.35 [11]	0:34.93 [11]	0:23.15 [12]	0:11.98 [9]	5.02L	0:34.93	+0
		Justin Stanley		Overall	1000m	(0:13.81)	(0:11.17)	(0:11.42)	(0:11.78)	(0:11.17)	(0:11.98)			
10	11	NOVEMBER SUN	11	67.4	0:11.03	1:11.49 [10]	0:57.78 [10]	0:46.75 [10]	0:35.36 [10]	0:23.56 [9]	0:12.09 [10]	5.97L	0:35.36	+4
		Damien Thornton		Overall	1000m	(0:13.71)	(0:11.03)	(0:11.39)	(0:11.80)	(0:11.47)	(0:12.09)			

Scratched: Deputize (#13), Alpine Raider (#15), Magic Madge (#17), Mingardos (#16), Fireforce (#18), Resolute Lady (#19), Lower The Boom (#20), Run Lucy Run (#12)



**Doomben QLD Professional**  
**Race 3: XXXX QTIS Two-Year-Old Maiden Plate - 1200m**  
**12 June 2024 - 13:11**



Track Rating: Good 4, Weather: Fine, Rail Position: +9m Entire

Section					Overall	1000m	800m	600m	400m	200m	Last 600m			
Field Times					1:10.47 (0:13.19)	0:57.28 (0:10.80)	0:46.48 (0:11.39)	0:35.09 (0:11.87)	0:23.22 (0:11.38)	0:11.84 (0:11.84)	0:35.09			
Rank	TAB	Horse/Jockey	Barrier	Top Speed [km/h]	Fastest Section						Margin	Distance Travelled [m]		
11	9	MISHY	6	68.1	0:10.95	1:11.58 [11]	0:57.94 [9]	0:46.99 [7]	0:35.46 [9]	0:23.64 [10]	0:12.18 [11]	6.51L	0:35.46	-1
		Samantha Collett		1000m	1000m	(0:13.64)	(0:10.95)	(0:11.53)	(0:11.82)	(0:11.46)	(0:12.18)			
12	3	FRATIANNO	5	67.0	0:11.19	1:11.59 [12]	0:57.62 [12]	0:46.43 [12]	0:35.12 [12]	0:23.46 [11]	0:12.09 [12]	6.57L	0:35.12	+3
		Robbie Dolan		1000m	1000m	(0:13.97)	(0:11.19)	(0:11.31)	(0:11.66)	(0:11.37)	(0:12.09)			

Scratched: Deputize (#13), Alpine Raider (#15), Magic Madge (#17), Mingardos (#16), Fireforce (#18), Resolute Lady (#19), Lower The Boom (#20), Run Lucy Run (#12)



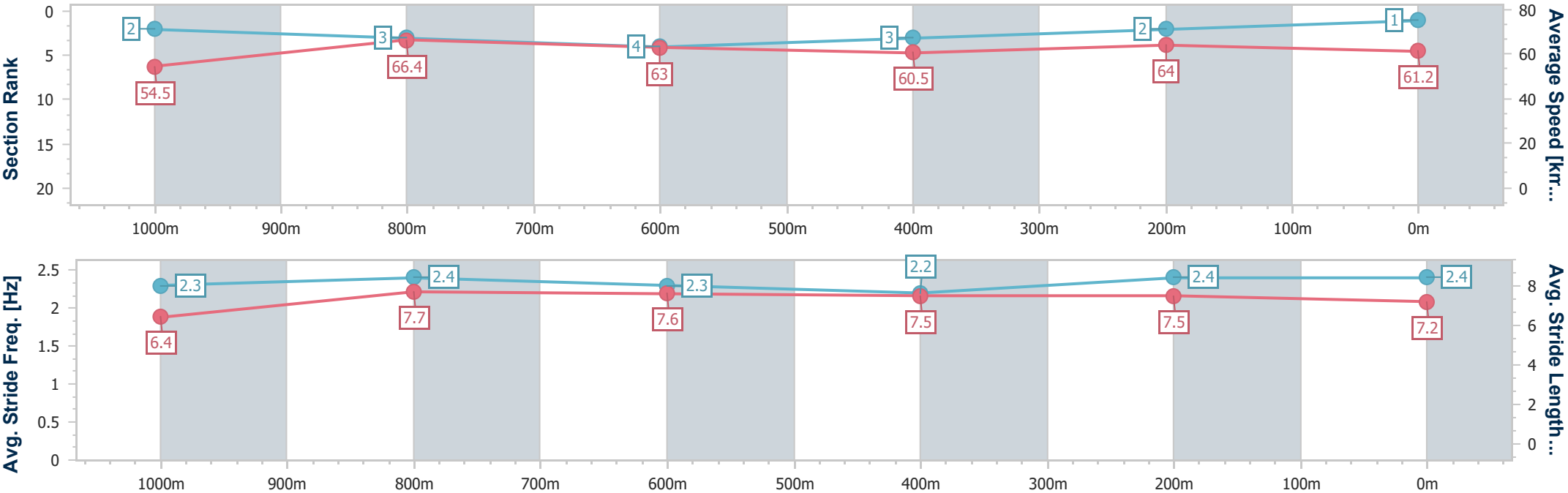
Horse/Jockey Name	The Hamo
Final Rank	1
Fastest Section Time (Section)	0:10.91 (1000m)
Top Speed [km/h] (Section)	67.7 (1000m)
Race State	Finished



Doomben QLD Professional  
Race 3: XXXX QTIS Two-Year-Old Maiden Plate - 1200m  
12 June 2024 - 13:11  
Track Rating: Good 4, Weather: Fine, Rail Position: +9m Entire



Section	Overall	1000m	800m	600m	400m	200m								
Section Times	1:10.47 [1] (0:13.26)	0:57.21 [2] (0:10.91)	0:46.30 [3] (0:11.48)	0:34.82 [4] (0:11.86)	0:22.96 [3] (0:11.21)	0:11.75 [2] (0:11.75)								
Average Speed [km/h]	54.5	66.4	63.0	60.5	64.0	61.2								
Top Speed [km/h]	67.4	67.7	64.6	62.7	66.6	64.6								
Avg. Dist. to Rail [m]	2.2	2.2	1.3	1.1	1.2	0.8								
Avg. Stride Freq. [Hz]	2.3	2.4	2.3	2.2	2.4	2.4								
Avg. Stride Length [m]	6.4	7.7	7.6	7.5	7.5	7.2								





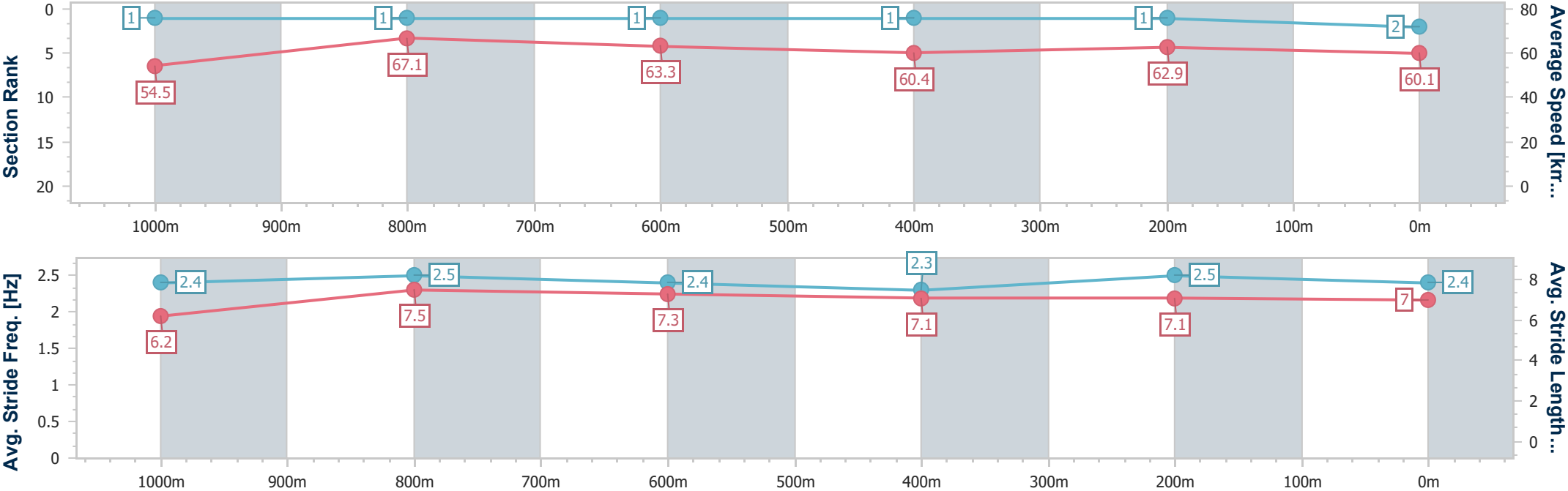
Horse/Jockey Name	Hell March
Final Rank	2
Fastest Section Time (Section)	0:10.80 (1000m)
Top Speed [km/h] (Section)	68.6 (1000m)
Race State	Finished



Doomben QLD Professional  
Race 3: XXXX QTIS Two-Year-Old Maiden Plate - 1200m  
12 June 2024 - 13:11  
Track Rating: Good 4, Weather: Fine, Rail Position: +9m Entire



Section	Overall	1000m	800m	600m	400m	200m								
Section Times	1:10.61 [2] (0:13.19)	0:57.42 [1] (0:10.80)	0:46.62 [1] (0:11.39)	0:35.23 [1] (0:11.87)	0:23.36 [1] (0:11.38)	0:11.98 [1] (0:11.98)								
Average Speed [km/h]	54.5	67.1	63.3	60.4	62.9	60.1								
Top Speed [km/h]	67.3	68.6	65.0	61.7	65.0	63.6								
Avg. Dist. to Rail [m]	0.8	0.9	0.5	1.0	1.9	1.8								
Avg. Stride Freq. [Hz]	2.4	2.5	2.4	2.3	2.5	2.4								
Avg. Stride Length [m]	6.2	7.5	7.3	7.1	7.1	7.0								





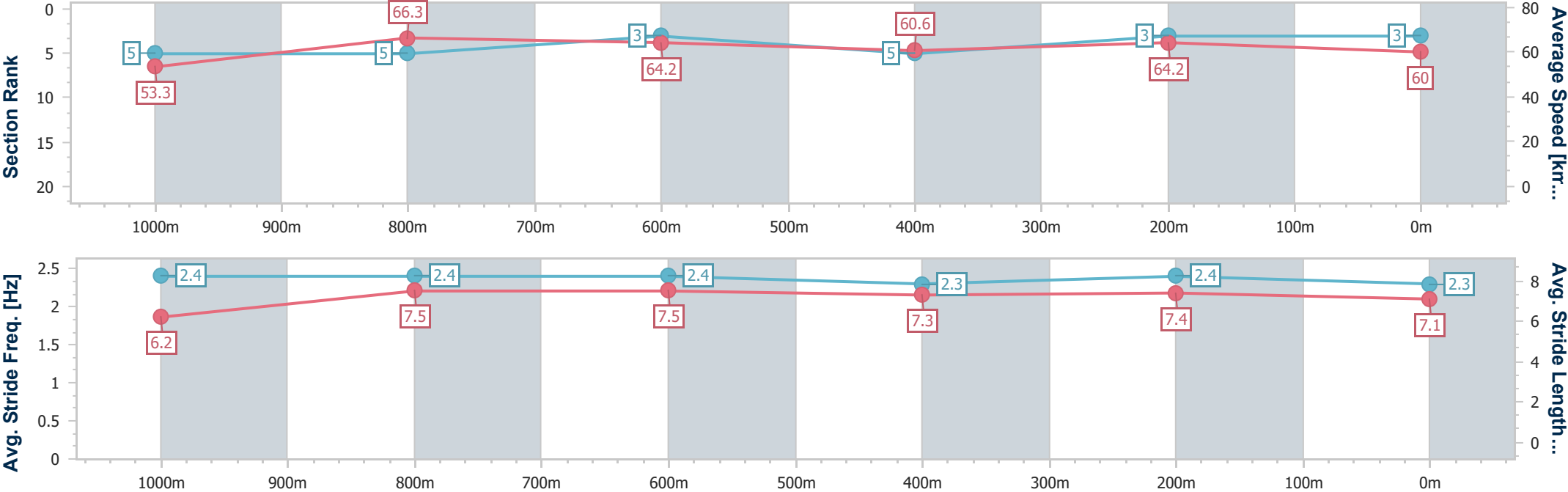
Horse/Jockey Name	Savour The Dream
Final Rank	3
Fastest Section Time (Section)	0:10.95 (1000m)
Top Speed [km/h] (Section)	67.8 (Overall)
Race State	Finished



Doomben QLD Professional  
Race 3: XXXX QTIS Two-Year-Old Maiden Plate - 1200m  
12 June 2024 - 13:11  
Track Rating: Good 4, Weather: Fine, Rail Position: +9m Entire



Section	Overall	1000m	800m	600m	400m	200m								
Section Times	1:10.78 [3] (0:13.46)	0:57.32 [5] (0:10.95)	0:46.37 [5] (0:11.24)	0:35.13 [3] (0:11.91)	0:23.22 [5] (0:11.23)	0:11.99 [3] (0:11.99)								
Average Speed [km/h]	53.3	66.3	64.2	60.6	64.2	60.0								
Top Speed [km/h]	67.8	67.3	66.3	61.7	66.0	63.2								
Avg. Dist. to Rail [m]	2.1	1.8	0.9	0.5	0.9	1.4								
Avg. Stride Freq. [Hz]	2.4	2.4	2.4	2.3	2.4	2.3								
Avg. Stride Length [m]	6.2	7.5	7.5	7.3	7.4	7.1								







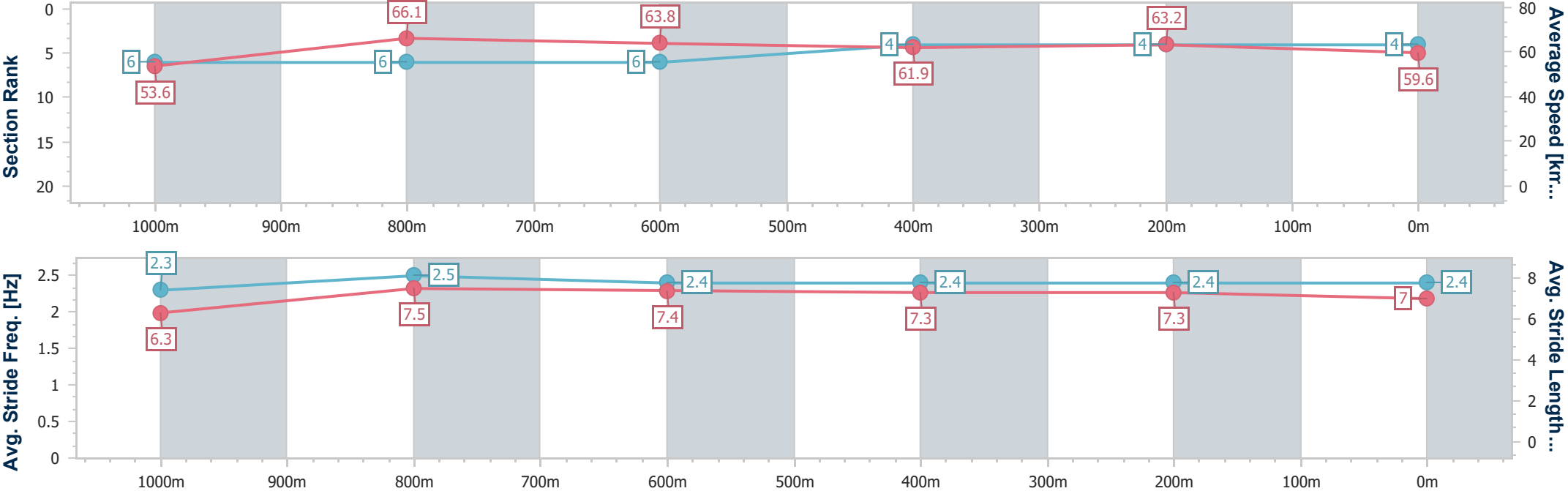
Horse/Jockey Name	Hey Chardonnay
Final Rank	4
Fastest Section Time (Section)	0:10.97 (1000m)
Top Speed [km/h] (Section)	67.7 (1000m)
Race State	Finished



Doomben QLD Professional  
Race 3: XXXX QTIS Two-Year-Old Maiden Plate - 1200m  
12 June 2024 - 13:11  
Track Rating: Good 4, Weather: Fine, Rail Position: +9m Entire



Section	Overall	1000m	800m	600m	400m	200m								
Section Times	1:11.04 [4] (0:13.48)	0:57.56 [6] (0:10.97)	0:46.59 [6] (0:11.43)	0:35.16 [6] (0:11.68)	0:23.48 [4] (0:11.39)	0:12.09 [4] (0:12.09)								
Average Speed [km/h]	53.6	66.1	63.8	61.9	63.2	59.6								
Top Speed [km/h]	67.3	67.7	65.0	62.8	64.4	63.1								
Avg. Dist. to Rail [m]	6.4	2.0	2.5	1.2	1.1	1.6								
Avg. Stride Freq. [Hz]	2.3	2.5	2.4	2.4	2.4	2.4								
Avg. Stride Length [m]	6.3	7.5	7.4	7.3	7.3	7.0								





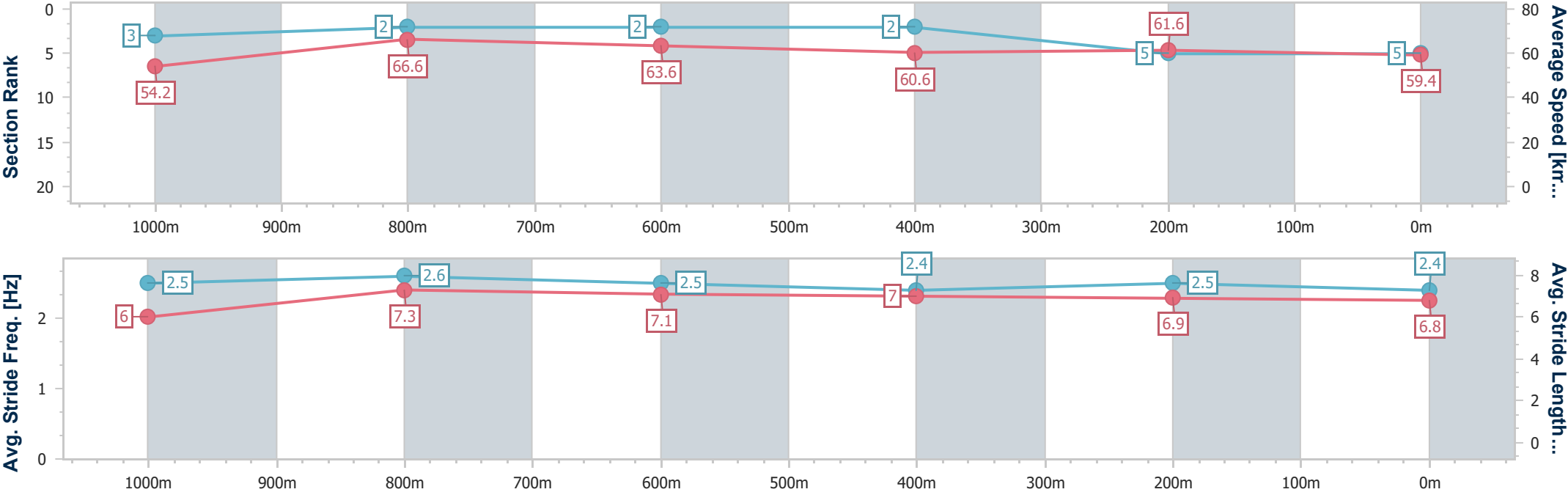
Horse/Jockey Name	Liparota
Final Rank	5
Fastest Section Time (Section)	0:10.82 (1000m)
Top Speed [km/h] (Section)	68.8 (1000m)
Race State	Finished



Doomben QLD Professional  
Race 3: XXXX QTIS Two-Year-Old Maiden Plate - 1200m  
12 June 2024 - 13:11  
Track Rating: Good 4, Weather: Fine, Rail Position: +9m Entire



Section	Overall	1000m	800m	600m	400m	200m							
Section Times	1:11.14 [5] (0:13.26)	0:57.88 [3] (0:10.82)	0:47.06 [2] (0:11.44)	0:35.62 [2] (0:11.86)	0:23.76 [2] (0:11.60)	0:12.16 [5] (0:12.16)							
Average Speed [km/h]	54.2	66.6	63.6	60.6	61.6	59.4							
Top Speed [km/h]	68.4	68.8	65.9	61.6	63.0	61.1							
Avg. Dist. to Rail [m]	5.1	3.1	2.2	0.9	1.5	0.9							
Avg. Stride Freq. [Hz]	2.5	2.6	2.5	2.4	2.5	2.4							
Avg. Stride Length [m]	6.0	7.3	7.1	7.0	6.9	6.8							





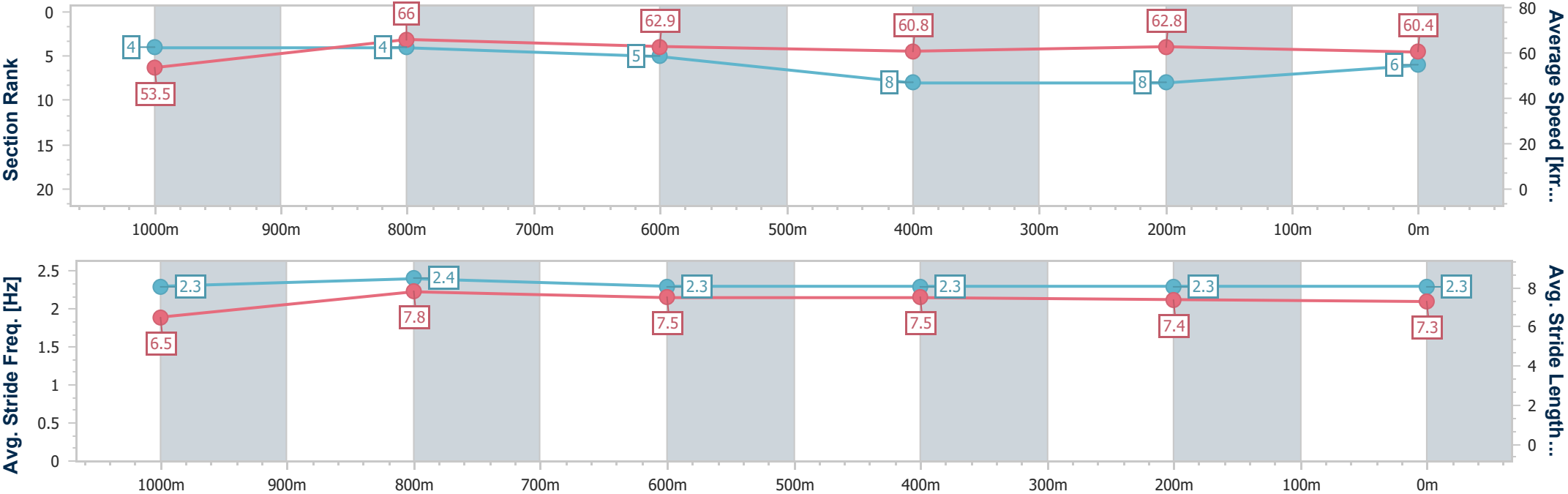
Horse/Jockey Name	Miss Palladium
Final Rank	6
Fastest Section Time (Section)	0:10.91 (1000m)
Top Speed [km/h] (Section)	67.3 (1000m)
Race State	Finished



Doomben QLD Professional  
Race 3: XXXX QTIS Two-Year-Old Maiden Plate - 1200m  
12 June 2024 - 13:11  
Track Rating: Good 4, Weather: Fine, Rail Position: +9m Entire



Section	Overall	1000m	800m	600m	400m	200m								
Section Times	1:11.16 [6] (0:13.45)	0:57.71 [4] (0:10.91)	0:46.80 [4] (0:11.51)	0:35.29 [5] (0:11.92)	0:23.37 [8] (0:11.44)	0:11.93 [8] (0:11.93)								
Average Speed [km/h]	53.5	66.0	62.9	60.8	62.8	60.4								
Top Speed [km/h]	67.3	67.3	64.2	61.6	64.4	62.9								
Avg. Dist. to Rail [m]	0.8	0.7	1.2	0.8	1.0	0.4								
Avg. Stride Freq. [Hz]	2.3	2.4	2.3	2.3	2.3	2.3								
Avg. Stride Length [m]	6.5	7.8	7.5	7.5	7.4	7.3								





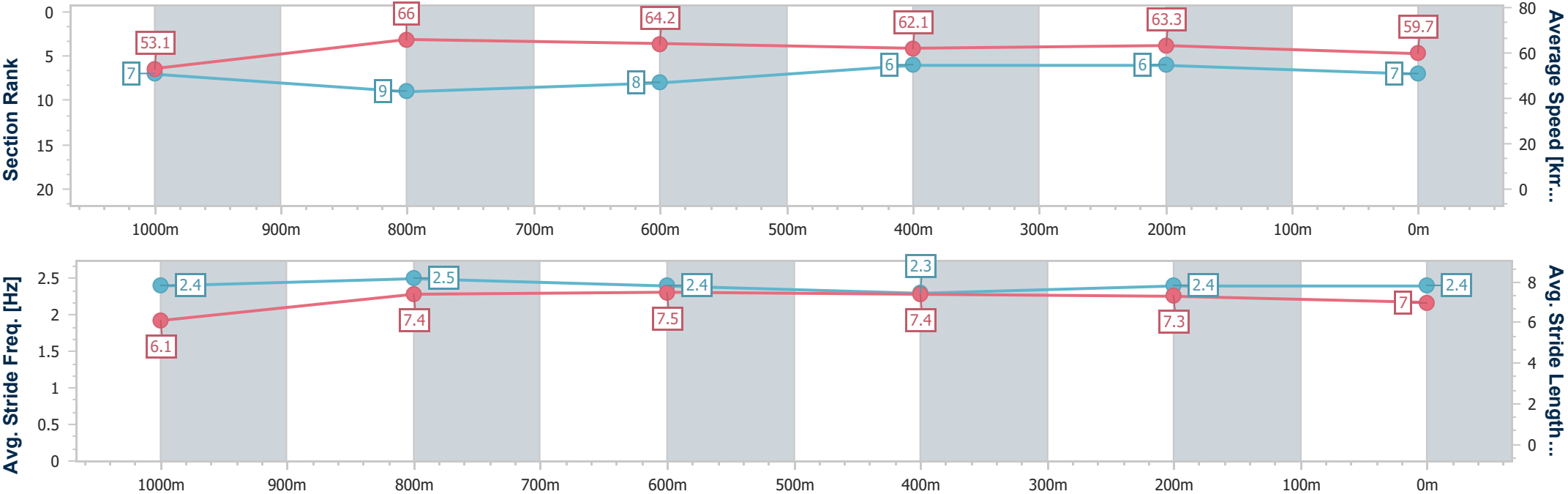
Horse/Jockey Name	San Jose Boy
Final Rank	7
Fastest Section Time (Section)	0:11.06 (1000m)
Top Speed [km/h] (Section)	67.0 (Overall)
Race State	Finished



Doomben QLD Professional  
Race 3: XXXX QTIS Two-Year-Old Maiden Plate - 1200m  
12 June 2024 - 13:11  
Track Rating: Good 4, Weather: Fine, Rail Position: +9m Entire



Section	Overall	1000m	800m	600m	400m	200m							
Section Times	1:11.19 [7] (0:13.60)	0:57.59 [7] (0:11.06)	0:46.53 [9] (0:11.38)	0:35.15 [8] (0:11.68)	0:23.47 [6] (0:11.40)	0:12.07 [6] (0:12.07)							
Average Speed [km/h]	53.1	66.0	64.2	62.1	63.3	59.7							
Top Speed [km/h]	67.0	66.8	65.5	63.1	64.5	62.6							
Avg. Dist. to Rail [m]	9.3	4.3	2.9	1.4	2.0	3.3							
Avg. Stride Freq. [Hz]	2.4	2.5	2.4	2.3	2.4	2.4							
Avg. Stride Length [m]	6.1	7.4	7.5	7.4	7.3	7.0							





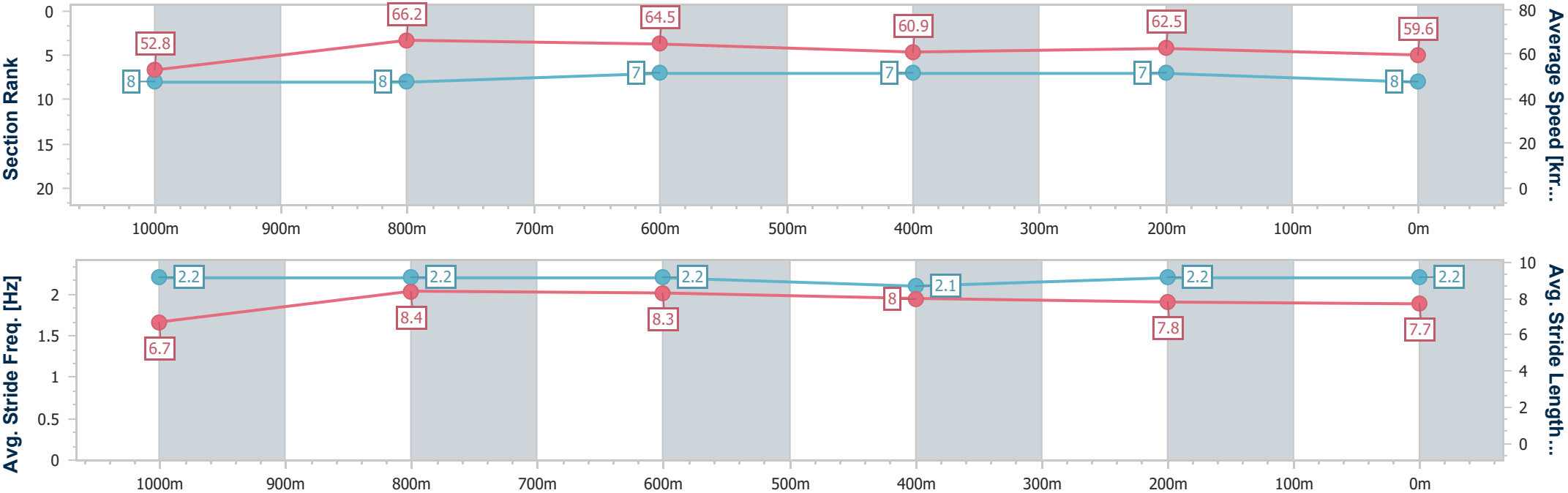
Horse/Jockey Name	Enterprise Defence
Final Rank	8
Fastest Section Time (Section)	0:10.97 (1000m)
Top Speed [km/h] (Section)	67.9 (1000m)
Race State	Finished



Doomben QLD Professional  
Race 3: XXXX QTIS Two-Year-Old Maiden Plate - 1200m  
12 June 2024 - 13:11  
Track Rating: Good 4, Weather: Fine, Rail Position: +9m Entire



Section	Overall	1000m	800m	600m	400m	200m								
Section Times	1:11.28 [8] (0:13.64)	0:57.64 [8] (0:10.97)	0:46.67 [8] (0:11.29)	0:35.38 [7] (0:11.82)	0:23.56 [7] (0:11.50)	0:12.06 [7] (0:12.06)								
Average Speed [km/h]	52.8	66.2	64.5	60.9	62.5	59.6								
Top Speed [km/h]	67.4	67.9	65.5	61.9	63.4	61.8								
Avg. Dist. to Rail [m]	5.2	1.9	2.0	1.0	0.8	1.0								
Avg. Stride Freq. [Hz]	2.2	2.2	2.2	2.1	2.2	2.2								
Avg. Stride Length [m]	6.7	8.4	8.3	8.0	7.8	7.7								





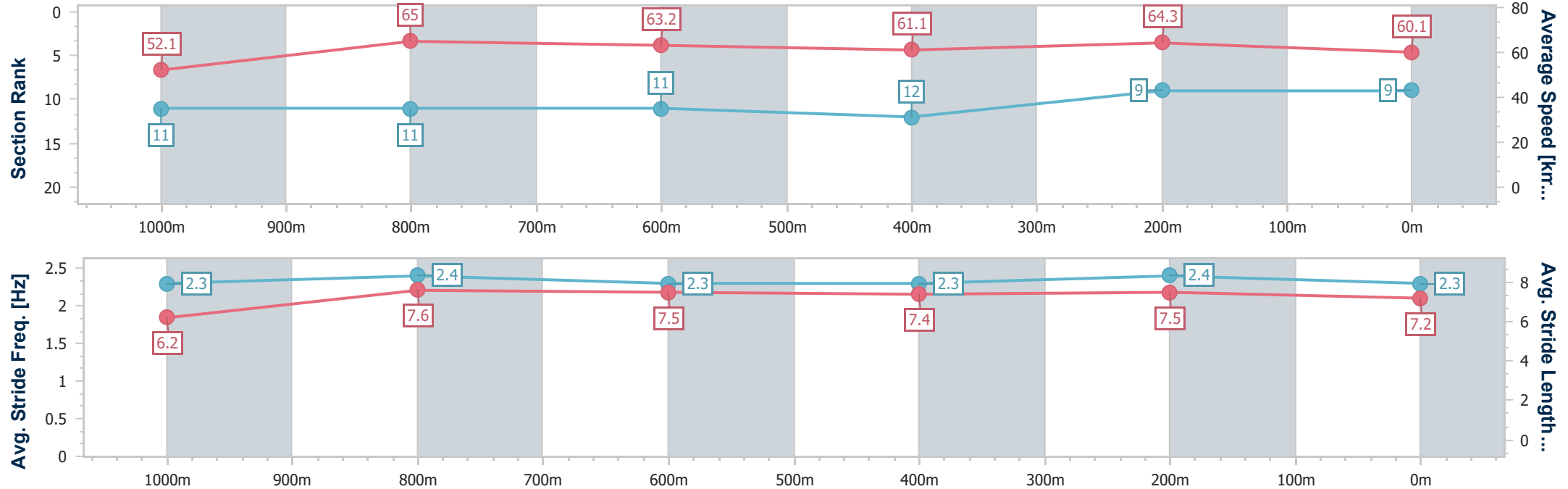
Horse/Jockey Name	Click Click Boom
Final Rank	9
Fastest Section Time (Section)	0:11.17 (1000m)
Top Speed [km/h] (Section)	66.5 (Overall)
Race State	Finished



Doomben QLD Professional  
Race 3: XXXX QTIS Two-Year-Old Maiden Plate - 1200m  
12 June 2024 - 13:11  
Track Rating: Good 4, Weather: Fine, Rail Position: +9m Entire



Section	Overall	1000m	800m	600m	400m	200m							
Section Times	1:11.33 [9] (0:13.81)	0:57.52 [11] (0:11.17)	0:46.35 [11] (0:11.42)	0:34.93 [11] (0:11.78)	0:23.15 [12] (0:11.17)	0:11.98 [9] (0:11.98)							
Average Speed [km/h]	52.1	65.0	63.2	61.1	64.3	60.1							
Top Speed [km/h]	66.5	66.4	65.2	62.7	65.7	64.2							
Avg. Dist. to Rail [m]	7.8	2.5	0.5	0.5	1.1	1.9							
Avg. Stride Freq. [Hz]	2.3	2.4	2.3	2.3	2.4	2.3							
Avg. Stride Length [m]	6.2	7.6	7.5	7.4	7.5	7.2							





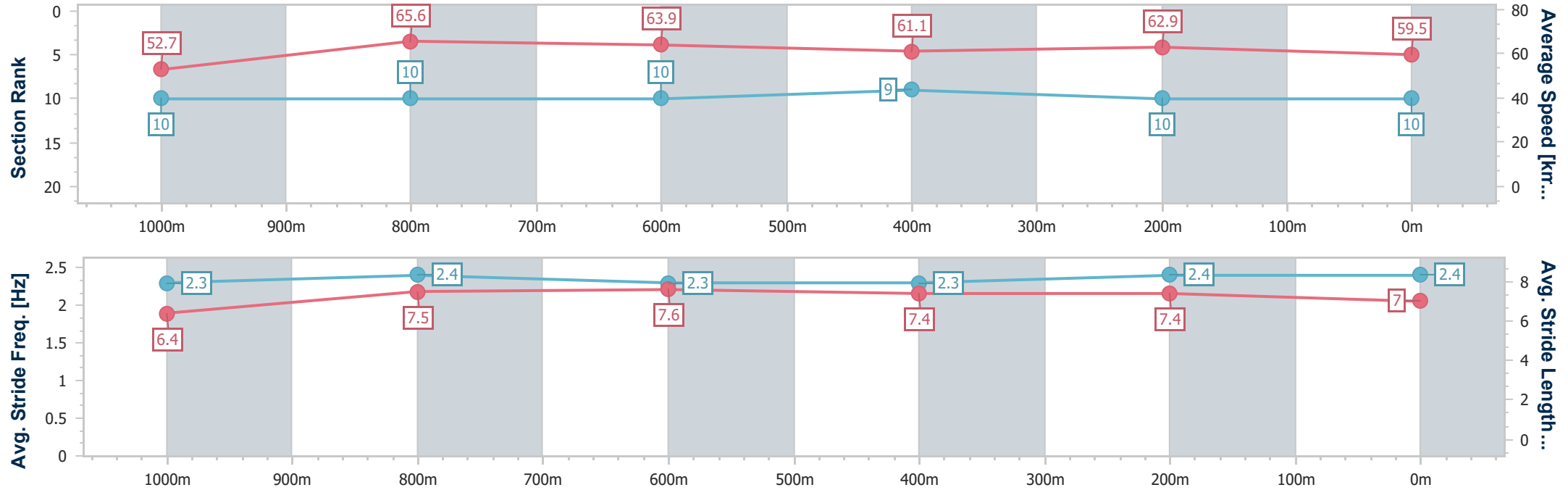
Horse/Jockey Name	November Sun
Final Rank	10
Fastest Section Time (Section)	0:11.03 (1000m)
Top Speed [km/h] (Section)	67.4 (Overall)
Race State	Finished



Doomben QLD Professional  
Race 3: XXXX QTIS Two-Year-Old Maiden Plate - 1200m  
12 June 2024 - 13:11  
Track Rating: Good 4, Weather: Fine, Rail Position: +9m Entire



Section	Overall	1000m	800m	600m	400m	200m								
Section Times	1:11.49 [10] (0:13.71)	0:57.78 [10] (0:11.03)	0:46.75 [10] (0:11.39)	0:35.36 [10] (0:11.80)	0:23.56 [9] (0:11.47)	0:12.09 [10] (0:12.09)								
Average Speed [km/h]	52.7	65.6	63.9	61.1	62.9	59.5								
Top Speed [km/h]	67.4	67.1	64.5	63.2	64.2	61.8								
Avg. Dist. to Rail [m]	6.4	2.8	2.0	0.5	2.8	3.4								
Avg. Stride Freq. [Hz]	2.3	2.4	2.3	2.3	2.4	2.4								
Avg. Stride Length [m]	6.4	7.5	7.6	7.4	7.4	7.0								



- [ ] Ranking at each section and finish
- .-.- No data available at this section
- NA No data available



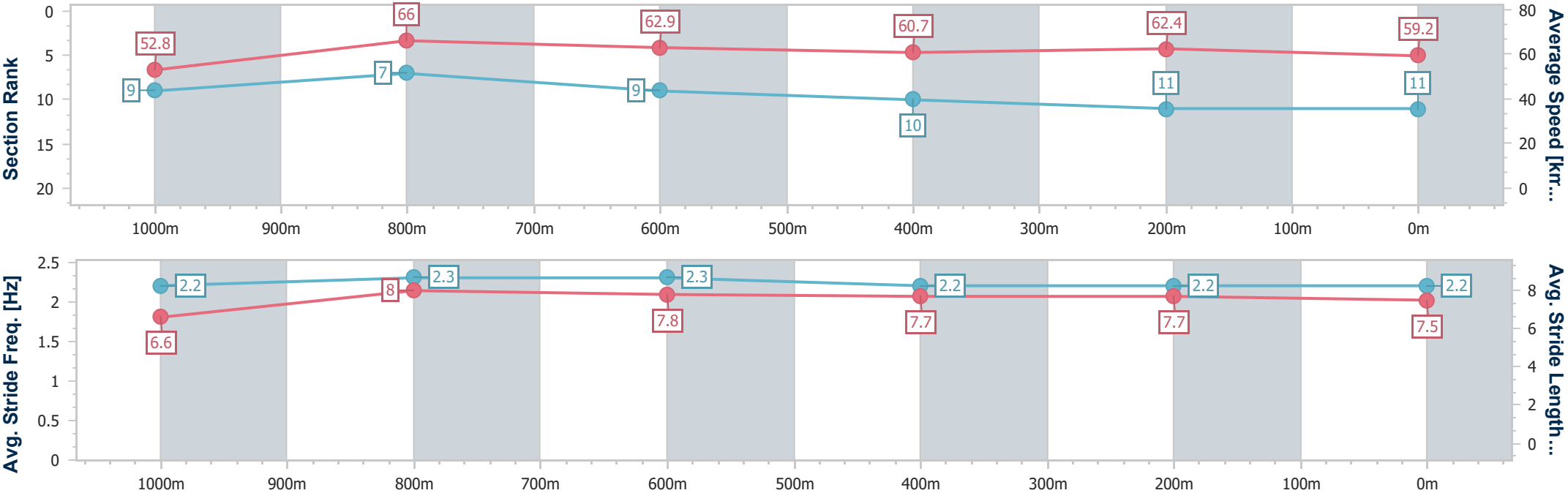
Horse/Jockey Name	Mishy
Final Rank	11
Fastest Section Time (Section)	0:10.95 (1000m)
Top Speed [km/h] (Section)	68.1 (1000m)
Race State	Finished



Doomben QLD Professional  
Race 3: XXXX QTIS Two-Year-Old Maiden Plate - 1200m  
12 June 2024 - 13:11  
Track Rating: Good 4, Weather: Fine, Rail Position: +9m Entire



Section	Overall	1000m	800m	600m	400m	200m							
Section Times	1:11.58 [11] (0:13.64)	0:57.94 [9] (0:10.95)	0:46.99 [7] (0:11.53)	0:35.46 [9] (0:11.82)	0:23.64 [10] (0:11.46)	0:12.18 [11] (0:12.18)							
Average Speed [km/h]	52.8	66.0	62.9	60.7	62.4	59.2							
Top Speed [km/h]	68.1	68.1	64.2	61.8	63.7	62.5							
Avg. Dist. to Rail [m]	3.2	1.2	1.1	1.2	1.7	1.1							
Avg. Stride Freq. [Hz]	2.2	2.3	2.3	2.2	2.2	2.2							
Avg. Stride Length [m]	6.6	8.0	7.8	7.7	7.7	7.5							







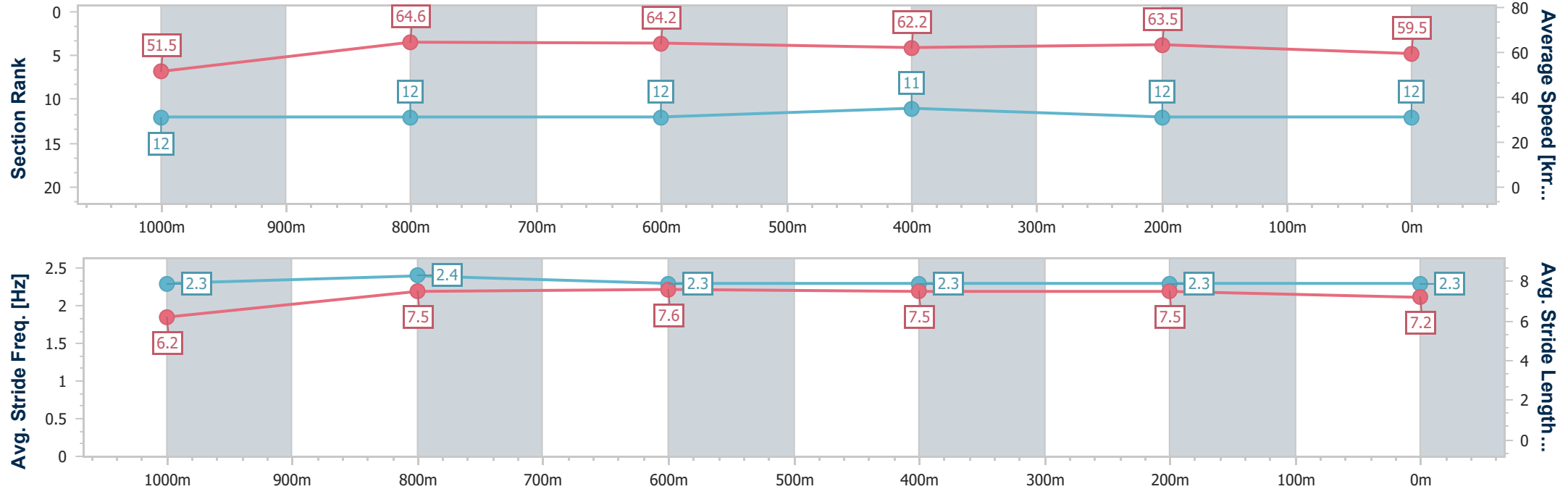
Horse/Jockey Name	Fратианно
Final Rank	12
Fastest Section Time (Section)	0:11.19 (1000m)
Top Speed [km/h] (Section)	67.0 (1000m)
Race State	Finished



Doomben QLD Professional  
Race 3: XXXX QTIS Two-Year-Old Maiden Plate - 1200m  
12 June 2024 - 13:11  
Track Rating: Good 4, Weather: Fine, Rail Position: +9m Entire



Section	Overall	1000m	800m	600m	400m	200m							
Section Times	1:11.59 [12] (0:13.97)	0:57.62 [12] (0:11.19)	0:46.43 [12] (0:11.31)	0:35.12 [12] (0:11.66)	0:23.46 [11] (0:11.37)	0:12.09 [12] (0:12.09)							
Average Speed [km/h]	51.5	64.6	64.2	62.2	63.5	59.5							
Top Speed [km/h]	66.6	67.0	64.9	63.7	65.1	63.4							
Avg. Dist. to Rail [m]	2.3	1.5	1.4	0.8	4.0	4.4							
Avg. Stride Freq. [Hz]	2.3	2.4	2.3	2.3	2.3	2.3							
Avg. Stride Length [m]	6.2	7.5	7.6	7.5	7.5	7.2							





## Doomben QLD Professional

### Race 4: LADBROKE IT! BENCHMARK 65 Handicap - 2060m

12 June 2024 - 13:46



BRISBANE  
RACING CLUB

Track Rating: Good 4, Weather: Fine, Rail Position: +9m Entire

Section						Overall	1800m	1600m	1400m	1200m	1000m	800m	Last 600m	
Field Times						2:07.25 (0:17.71)	1:49.54 (0:11.97)	1:37.57 (0:12.23)	1:25.34 (0:12.39)	1:12.95 (0:12.24)	1:00.71 (0:12.17)	0:48.54 (0:11.95)	0:36.59	
Rank	TAB	Horse/Jockey	Barrier	Top Speed [km/h]	Fastest Section									Distance Travelled [m]
1	6	ARTFUL GIRL	4	62.4	0:11.84	2:07.25 [1]	1:49.07 [5]	1:37.02 [5]	1:24.98 [4]	1:12.64 [4]	1:00.40 [4]	0:48.14 [4]	0:36.19	
		Marnu Potgieter		600m	400m	(0:18.18)	(0:12.05)	(0:12.04)	(0:12.34)	(0:12.24)	(0:12.26)	(0:11.95)		
2	4	PRINCETON AWARD	13	63.5	0:11.71	2:07.48 [2]	1:48.98 [8]	1:36.79 [8]	1:24.66 [9]	1:12.24 [9]	0:59.99 [9]	0:47.87 [8]	0:36.16	-1
		Damien Thornton		800m	800m	(0:18.50)	(0:12.19)	(0:12.13)	(0:12.42)	(0:12.25)	(0:12.12)	(0:11.71)		
3	9	OLD SONG	10	63.0	0:11.72	2:07.51 [3]	1:48.88 [9]	1:36.61 [10]	1:24.39 [10]	1:11.90 [10]	0:59.67 [10]	0:47.60 [10]	0:35.80	-1
		Robbie Dolan		600m	400m	(0:18.63)	(0:12.27)	(0:12.22)	(0:12.49)	(0:12.23)	(0:12.07)	(0:11.80)		
4	5	SAVILEO	15	63.6	0:11.59	2:07.55 [4]	1:48.75 [11]	1:36.34 [11]	1:24.17 [12]	1:11.79 [12]	0:59.52 [12]	0:47.45 [12]	0:35.70	-2
		Jake Bayliss		600m	600m	(0:18.80)	(0:12.41)	(0:12.17)	(0:12.38)	(0:12.27)	(0:12.07)	(0:11.75)		
5	14	MANA COMBAT	11	62.2	0:11.66	2:07.84 [5]	1:48.88 [12]	1:36.62 [12]	1:24.49 [11]	1:12.22 [11]	0:59.95 [11]	0:47.83 [11]	0:36.01	-18
		Mark Du Plessis		400m	400m	(0:18.96)	(0:12.26)	(0:12.13)	(0:12.27)	(0:12.27)	(0:12.12)	(0:11.82)		
6	2	TOROVISTA	7	63.3	0:11.81	2:07.84 [6]	1:50.13 [1]	1:38.16 [1]	1:25.93 [1]	1:13.54 [1]	1:01.30 [1]	0:49.13 [1]	0:37.18	-7
		Kyle Wilson-Taylor		Overall	600m	(0:17.71)	(0:11.97)	(0:12.23)	(0:12.39)	(0:12.24)	(0:12.17)	(0:11.95)		
7	7	COOL KAAP	6	62.6	0:11.81	2:07.86 [7]	1:49.51 [7]	1:37.35 [7]	1:25.29 [7]	1:12.88 [7]	1:00.58 [7]	0:48.31 [7]	0:36.45	-5
		Ryan Maloney		600m	600m	(0:18.35)	(0:12.16)	(0:12.06)	(0:12.41)	(0:12.30)	(0:12.27)	(0:11.86)		
8	12	MISS BRITTANY	2	62.3	0:11.76	2:08.12 [8]	1:50.03 [3]	1:37.99 [3]	1:25.88 [3]	1:13.57 [3]	1:01.30 [3]	0:49.06 [3]	0:37.02	-14
		Craig Williams		Overall	600m	(0:18.09)	(0:12.04)	(0:12.11)	(0:12.31)	(0:12.27)	(0:12.24)	(0:12.04)		
9	1	ANEMACORE	1	61.7	0:11.77	2:08.14 [9]	1:49.84 [6]	1:37.68 [6]	1:25.68 [6]	1:13.31 [6]	1:01.06 [6]	0:48.84 [6]	0:36.89	-14
		Michael Rodd		Overall	600m	(0:18.30)	(0:12.16)	(0:12.00)	(0:12.37)	(0:12.25)	(0:12.22)	(0:11.95)		
10	11	WITHOUT A DOUBT	9	62.6	0:11.83	2:08.45 [10]	1:49.66 [10]	1:37.65 [9]	1:25.65 [8]	1:13.33 [8]	1:01.00 [8]	0:48.83 [9]	0:36.87	-17
		Cejay Graham		Overall	600m	(0:18.79)	(0:12.01)	(0:12.00)	(0:12.32)	(0:12.33)	(0:12.17)	(0:11.96)		

Scratched: Ring Me Up (#10), Two Smokin Barrels (#3), Ginasue (#15)

Report Created: Wed 12 June 2024 14:10 GMT+10 (Note: Timing is based on position data)

Page 1/16

[ ] Ranking at each section and finish  
-:-:- No data available at this section  
NA No data available

SCN Saddle cloth number  
DNF Did not finish  
DNT Did not track

data processed by  TRIPLESDATA



**Doomben QLD Professional**  
**Race 4: LADBROKE IT! BENCHMARK 65 Handicap - 2060m**

12 June 2024 - 13:46



Track Rating: Good 4, Weather: Fine, Rail Position: +9m Entire

Section					Overall	1800m	1600m	1400m	1200m	1000m	800m	Last 600m		
Field Times					2:07.25 (0:17.71)	1:49.54 (0:11.97)	1:37.57 (0:12.23)	1:25.34 (0:12.39)	1:12.95 (0:12.24)	1:00.71 (0:12.17)	0:48.54 (0:11.95)	0:36.59		
Rank	TAB	Horse/Jockey	Barrier	Top Speed [km/h]	Fastest Section								Distance Travelled [m]	
11	13	BRAVE BOY	3	62.7	0:11.86	2:08.81 [11]	1:50.70 [4]	1:38.64 [4]	1:26.48 [5]	1:14.12 [5]	1:01.85 [5]	0:49.66 [5]	0:37.69	-6
		Ron Stewart		600m	600m	(0:18.11)	(0:12.06)	(0:12.16)	(0:12.36)	(0:12.27)	(0:12.19)	(0:11.97)		
12	8	KINGFIELD	8	63.4	0:11.89	2:09.06 [12]	1:51.15 [2]	1:39.15 [2]	1:26.95 [2]	1:14.58 [2]	1:02.30 [2]	0:50.06 [2]	0:38.17	-8
		James Orman		Overall	800m	(0:17.91)	(0:12.00)	(0:12.20)	(0:12.37)	(0:12.28)	(0:12.24)	(0:11.89)		

Scratched: Ring Me Up (#10), Two Smokin Barrels (#3), Ginasue (#15)



**Doomben QLD Professional**  
**Race 4: LADBROKE IT! BENCHMARK 65 Handicap - 2060m**  
**12 June 2024 - 13:46**



Track Rating: Good 4, Weather: Fine, Rail Position: +9m Entire

Section		Field Times		600m		400m		200m		Last 600m	
				0:36.59 (0:11.81)		0:24.78 (0:12.26)		0:12.52 (0:12.52)		0:36.59	
Rank	TAB	Horse/Jockey	Barrier	Top Speed [km/h]	Fastest Section					Margin	Distance Travelled [m]
1	6	ARTFUL GIRL	4	62.4	0:11.84	0:36.19 [3]	0:24.23 [5]	0:12.39 [2]	2:07.25		0:36.19
		Marnu Potgieter		600m	400m	(0:11.96)	(0:11.84)	(0:12.39)			
2	4	PRINCETON AWARD	13	63.5	0:11.71	0:36.16 [7]	0:24.29 [7]	0:12.48 [4]	1.35L		0:36.16 -1
		Damien Thornton		800m	800m	(0:11.87)	(0:11.81)	(0:12.48)			
3	9	OLD SONG	10	63.0	0:11.72	0:35.80 [10]	0:24.05 [11]	0:12.33 [7]	1.54L		0:35.80 -1
		Robbie Dolan		600m	400m	(0:11.75)	(0:11.72)	(0:12.33)			
4	5	SAVILEO	15	63.6	0:11.59	0:35.70 [12]	0:24.11 [10]	0:12.42 [5]	1.81L		0:35.70 -2
		Jake Bayliss		600m	600m	(0:11.59)	(0:11.69)	(0:12.42)			
5	14	MANA COMBAT	11	62.2	0:11.66	0:36.01 [11]	0:24.25 [12]	0:12.59 [11]	3.48L		0:36.01 -18
		Mark Du Plessis		400m	400m	(0:11.76)	(0:11.66)	(0:12.59)			
6	2	TOROVISTA	7	63.3	0:11.81	0:37.18 [1]	0:25.37 [1]	0:13.11 [1]	3.51L		0:37.18 -7
		Kyle Wilson-Taylor		Overall	600m	(0:11.81)	(0:12.26)	(0:13.11)			
7	7	COOL KAAP	6	62.6	0:11.81	0:36.45 [8]	0:24.64 [8]	0:12.63 [9]	3.6L		0:36.45 -5
		Ryan Maloney		600m	600m	(0:11.81)	(0:12.01)	(0:12.63)			
8	12	MISS BRITTANY	2	62.3	0:11.76	0:37.02 [4]	0:25.26 [3]	0:13.15 [3]	5.12L		0:37.02 -14
		Craig Williams		Overall	600m	(0:11.76)	(0:12.11)	(0:13.15)			
9	1	ANEMACORE	1	61.7	0:11.77	0:36.89 [6]	0:25.12 [6]	0:13.00 [6]	5.26L		0:36.89 -14
		Michael Rodd		Overall	600m	(0:11.77)	(0:12.12)	(0:13.00)			
10	11	WITHOUT A DOUBT	9	62.6	0:11.83	0:36.87 [9]	0:25.04 [9]	0:13.02 [12]	7.08L		0:36.87 -17
		Cejay Graham		Overall	600m	(0:11.83)	(0:12.02)	(0:13.02)			

Scratched: Ring Me Up (#10), Two Smokin Barrels (#3), Ginasue (#15)

Report Created: Wed 12 June 2024 14:10 GMT+10 (Note: Timing is based on position data)

Page 3/16

[ ] Ranking at each section and finish  
-:-:- No data available at this section  
NA No data available

SCN Saddle cloth number  
DNF Did not finish  
DNT Did not track

data processed by  TRIPLESDATA



**Doomben QLD Professional**  
**Race 4: LADBROKE IT! BENCHMARK 65 Handicap - 2060m**

12 June 2024 - 13:46



Track Rating: Good 4, Weather: Fine, Rail Position: +9m Entire

Section					600m	400m	200m				Last 600m
Field Times					0:36.59 (0:11.81)	0:24.78 (0:12.26)	0:12.52 (0:12.52)				0:36.59
Rank	TAB	Horse/Jockey	Barrier	Top Speed [km/h]	Fastest Section				Margin		
11	13	BRAVE BOY	3	62.7	0:11.86	0:37.69 [5]	0:25.83 [4]	0:13.62 [8]	9.21L	0:37.69	-6
		Ron Stewart		600m	600m	(0:11.86)	(0:12.21)	(0:13.62)			
12	8	KINGFIELD	8	63.4	0:11.89	0:38.17 [2]	0:26.23 [2]	0:13.82 [10]	10.68L	0:38.17	-8
		James Orman		Overall	800m	(0:11.94)	(0:12.41)	(0:13.82)			

Scratched: Ring Me Up (#10), Two Smokin Barrels (#3), Ginasue (#15)



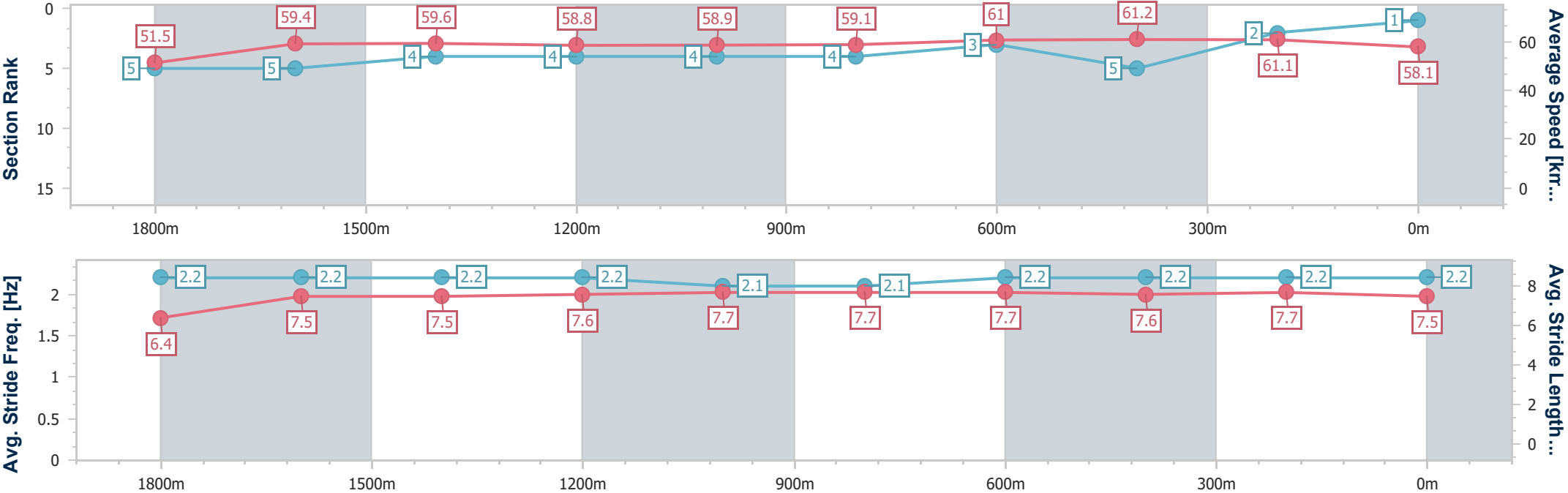
Horse/Jockey Name	Artful Girl
Final Rank	1
Fastest Section Time (Section)	0:11.84 (400m)
Top Speed [km/h] (Section)	62.4 (600m)
Race State	Finished



Doomben QLD Professional  
Race 4: LADBROKE IT! BENCHMARK 65 Handicap - 2060m  
12 June 2024 - 13:46  
Track Rating: Good 4, Weather: Fine, Rail Position: +9m Entire



Section	Overall	1800m	1600m	1400m	1200m	1000m	800m	600m	400m	200m			
Section Times	2:07.25 [1] (0:18.18)	1:49.07 [5] (0:12.05)	1:37.02 [5] (0:12.04)	1:24.98 [4] (0:12.34)	1:12.64 [4] (0:12.24)	1:00.40 [4] (0:12.26)	0:48.14 [4] (0:11.95)	0:36.19 [3] (0:11.96)	0:24.23 [5] (0:11.84)	0:12.39 [2] (0:12.39)			
Average Speed [km/h]	51.5	59.4	59.6	58.8	58.9	59.1	61.0	61.2	61.1	58.1			
Top Speed [km/h]	62.0	60.8	60.3	60.3	60.2	60.1	62.0	62.4	62.0	60.7			
Avg. Dist. to Rail [m]	1.8	1.0	0.6	1.4	2.3	2.6	2.7	2.9	1.4	1.1			
Avg. Stride Freq. [Hz]	2.2	2.2	2.2	2.2	2.1	2.1	2.2	2.2	2.2	2.2			
Avg. Stride Length [m]	6.4	7.5	7.5	7.6	7.7	7.7	7.7	7.6	7.7	7.5			





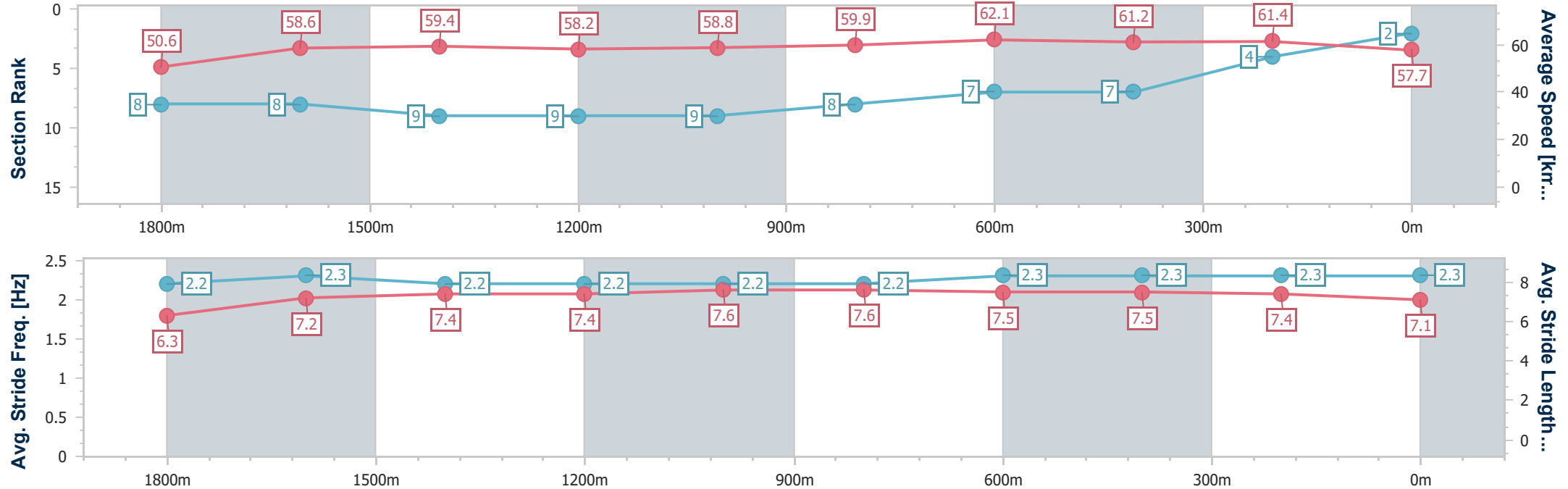
Horse/Jockey Name	Princeton Award
Final Rank	2
Fastest Section Time (Section)	0:11.71 (800m)
Top Speed [km/h] (Section)	63.5 (800m)
Race State	Finished



Doomben QLD Professional  
Race 4: LADBROKE IT! BENCHMARK 65 Handicap - 2060m  
12 June 2024 - 13:46  
Track Rating: Good 4, Weather: Fine, Rail Position: +9m Entire



Section	Overall	1800m	1600m	1400m	1200m	1000m	800m	600m	400m	200m			
Section Times	2:07.48 [2] (0:18.50)	1:48.98 [8] (0:12.19)	1:36.79 [8] (0:12.13)	1:24.66 [9] (0:12.42)	1:12.24 [9] (0:12.25)	0:59.99 [9] (0:12.12)	0:47.87 [8] (0:11.71)	0:36.16 [7] (0:11.87)	0:24.29 [7] (0:11.81)	0:12.48 [4] (0:12.48)			
Average Speed [km/h]	50.6	58.6	59.4	58.2	58.8	59.9	62.1	61.2	61.4	57.7			
Top Speed [km/h]	61.4	60.6	60.2	59.4	59.5	61.0	63.5	62.1	62.0	61.4			
Avg. Dist. to Rail [m]	4.2	1.1	0.4	1.1	1.7	2.0	2.4	2.1	2.2	2.8			
Avg. Stride Freq. [Hz]	2.2	2.3	2.2	2.2	2.2	2.2	2.3	2.3	2.3	2.3			
Avg. Stride Length [m]	6.3	7.2	7.4	7.4	7.6	7.6	7.5	7.5	7.4	7.1			



[ ] Ranking at each section and finish  
-.-.- No data available at this section  
NA No data available



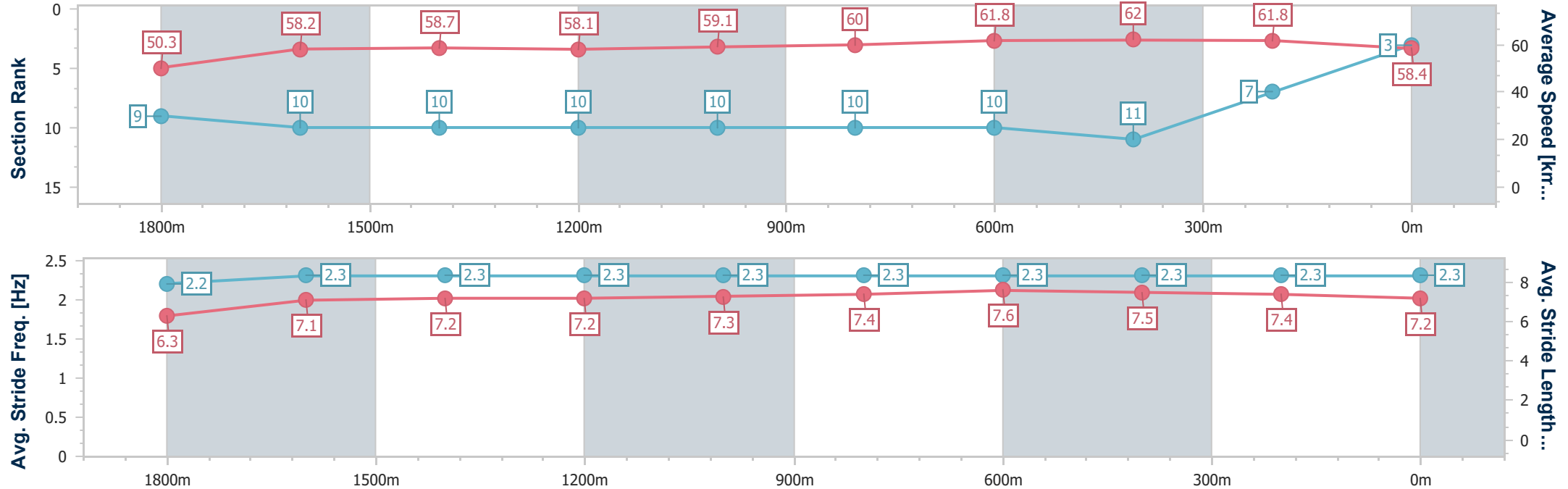
Horse/Jockey Name	Old Song
Final Rank	3
Fastest Section Time (Section)	0:11.72 (400m)
Top Speed [km/h] (Section)	63.0 (600m)
Race State	Finished



Doomben QLD Professional  
Race 4: LADBROKE IT! BENCHMARK 65 Handicap - 2060m  
12 June 2024 - 13:46  
Track Rating: Good 4, Weather: Fine, Rail Position: +9m Entire



Section	Overall	1800m	1600m	1400m	1200m	1000m	800m	600m	400m	200m			
Section Times	2:07.51 [3] (0:18.63)	1:48.88 [9] (0:12.27)	1:36.61 [10] (0:12.22)	1:24.39 [10] (0:12.49)	1:11.90 [10] (0:12.23)	0:59.67 [10] (0:12.07)	0:47.60 [10] (0:11.80)	0:35.80 [10] (0:11.75)	0:24.05 [11] (0:11.72)	0:12.33 [7] (0:12.33)			
Average Speed [km/h]	50.3	58.2	58.7	58.1	59.1	60.0	61.8	62.0	61.8	58.4			
Top Speed [km/h]	62.1	61.3	60.1	59.1	59.4	60.8	62.7	63.0	62.4	60.0			
Avg. Dist. to Rail [m]	3.5	1.9	0.5	1.7	2.5	2.4	2.4	2.7	1.0	1.2			
Avg. Stride Freq. [Hz]	2.2	2.3	2.3	2.3	2.3	2.3	2.3	2.3	2.3	2.3			
Avg. Stride Length [m]	6.3	7.1	7.2	7.2	7.3	7.4	7.6	7.5	7.4	7.2			







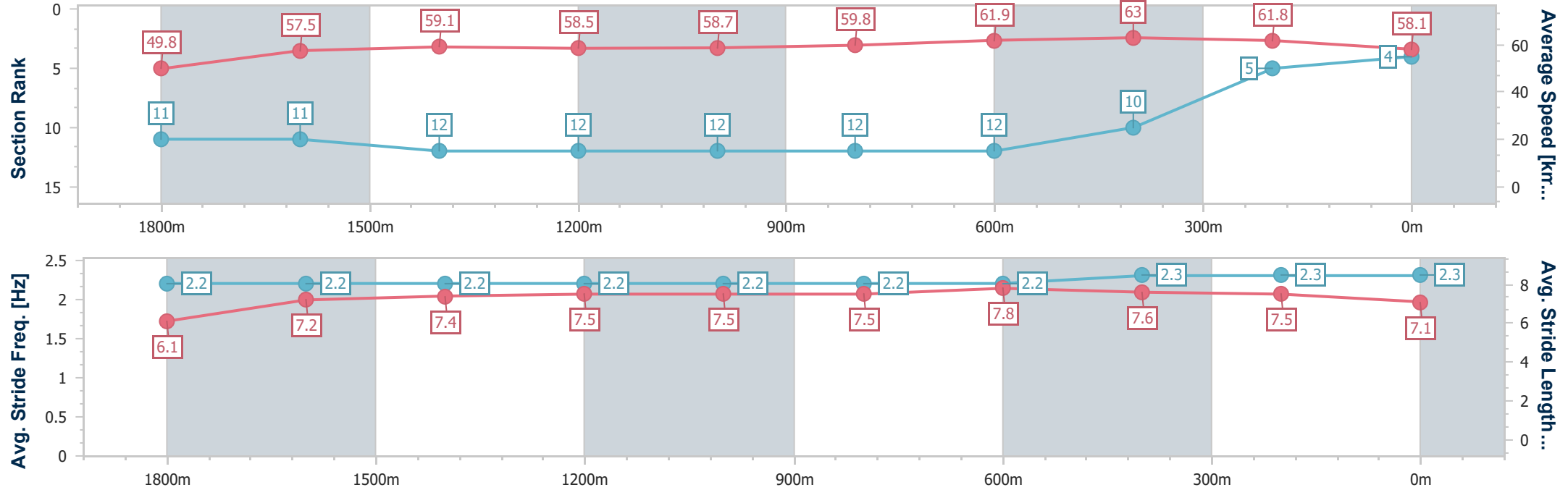
Horse/Jockey Name	Savileo
Final Rank	4
Fastest Section Time (Section)	0:11.59 (600m)
Top Speed [km/h] (Section)	63.6 (600m)
Race State	Finished



Doomben QLD Professional  
Race 4: LADBROKE IT! BENCHMARK 65 Handicap - 2060m  
12 June 2024 - 13:46  
Track Rating: Good 4, Weather: Fine, Rail Position: +9m Entire



Section	Overall	1800m	1600m	1400m	1200m	1000m	800m	600m	400m	200m			
Section Times	2:07.55 [4] (0:18.80)	1:48.75 [11] (0:12.41)	1:36.34 [11] (0:12.17)	1:24.17 [12] (0:12.38)	1:11.79 [12] (0:12.27)	0:59.52 [12] (0:12.07)	0:47.45 [12] (0:11.75)	0:35.70 [12] (0:11.59)	0:24.11 [10] (0:11.69)	0:12.42 [5] (0:12.42)			
Average Speed [km/h]	49.8	57.5	59.1	58.5	58.7	59.8	61.9	63.0	61.8	58.1			
Top Speed [km/h]	62.3	60.7	60.3	59.5	59.5	61.3	63.6	63.6	63.0	60.3			
Avg. Dist. to Rail [m]	5.6	1.0	0.6	0.7	1.3	1.4	1.9	2.3	3.4	4.4			
Avg. Stride Freq. [Hz]	2.2	2.2	2.2	2.2	2.2	2.2	2.2	2.3	2.3	2.3			
Avg. Stride Length [m]	6.1	7.2	7.4	7.5	7.5	7.5	7.8	7.6	7.5	7.1			





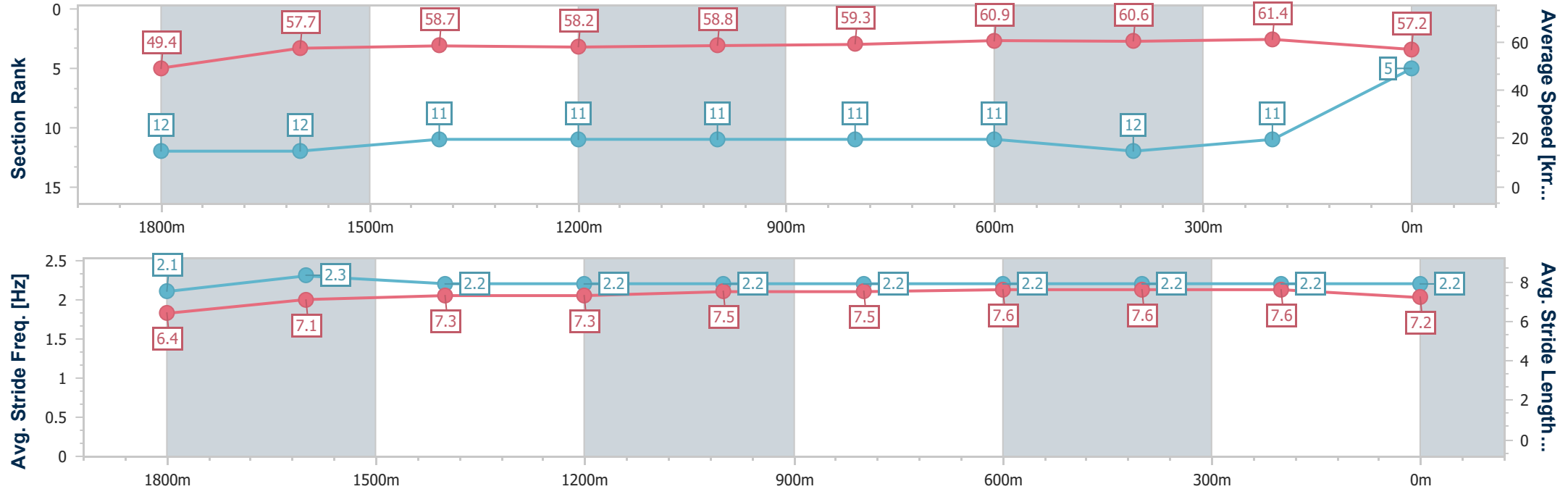
Horse/Jockey Name	Mana Combat
Final Rank	5
Fastest Section Time (Section)	0:11.66 (400m)
Top Speed [km/h] (Section)	62.2 (400m)
Race State	Finished



Doomben QLD Professional  
Race 4: LADBROKE IT! BENCHMARK 65 Handicap - 2060m  
12 June 2024 - 13:46  
Track Rating: Good 4, Weather: Fine, Rail Position: +9m Entire



Section	Overall	1800m	1600m	1400m	1200m	1000m	800m	600m	400m	200m		
Section Times	2:07.84 [5] (0:18.96)	1:48.88 [12] (0:12.26)	1:36.62 [12] (0:12.13)	1:24.49 [11] (0:12.27)	1:12.22 [11] (0:12.27)	0:59.95 [11] (0:12.12)	0:47.83 [11] (0:11.82)	0:36.01 [11] (0:11.76)	0:24.25 [12] (0:11.66)	0:12.59 [11] (0:12.59)		
Average Speed [km/h]	49.4	57.7	58.7	58.2	58.8	59.3	60.9	60.6	61.4	57.2		
Top Speed [km/h]	61.2	60.3	60.5	60.0	59.2	60.9	61.6	61.3	62.2	61.0		
Avg. Dist. to Rail [m]	4.2	3.1	2.0	1.3	0.3	0.3	0.7	1.7	2.7	4.4		
Avg. Stride Freq. [Hz]	2.1	2.3	2.2	2.2	2.2	2.2	2.2	2.2	2.2	2.2		
Avg. Stride Length [m]	6.4	7.1	7.3	7.3	7.5	7.5	7.6	7.6	7.6	7.2		





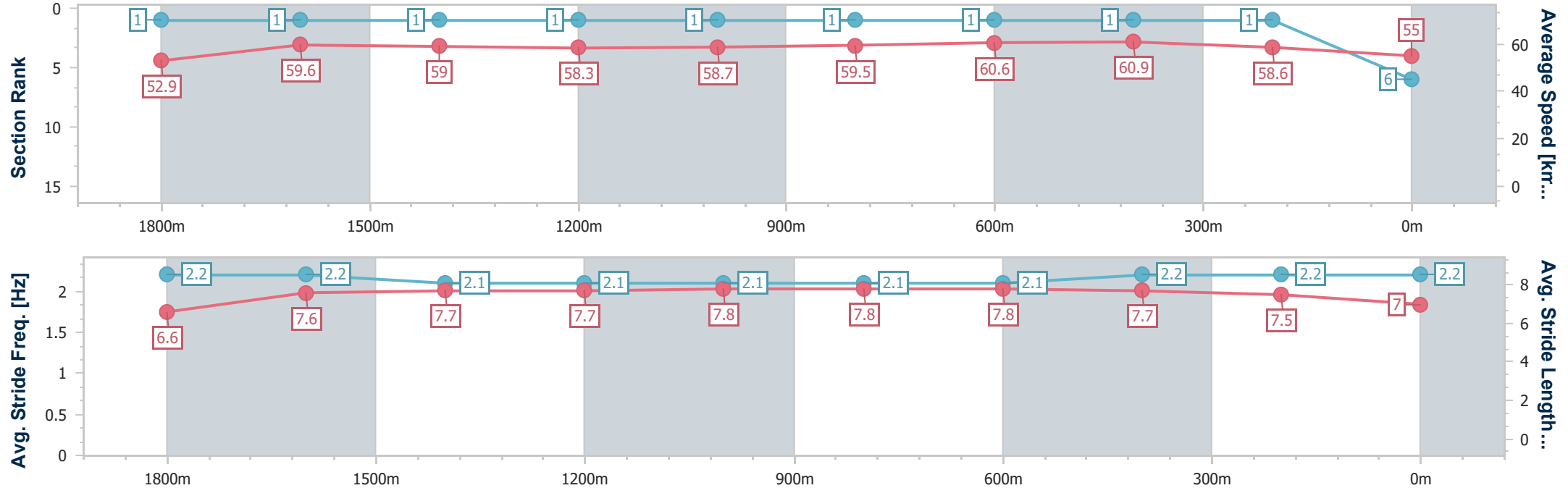
Horse/Jockey Name	Torovista
Final Rank	6
Fastest Section Time (Section)	0:11.81 (600m)
Top Speed [km/h] (Section)	63.3 (Overall)
Race State	Finished



Doomben QLD Professional  
Race 4: LADBROKE IT! BENCHMARK 65 Handicap - 2060m  
12 June 2024 - 13:46  
Track Rating: Good 4, Weather: Fine, Rail Position: +9m Entire



Section	Overall	1800m	1600m	1400m	1200m	1000m	800m	600m	400m	200m			
Section Times	2:07.84 [6] (0:17.71)	1:50.13 [1] (0:11.97)	1:38.16 [1] (0:12.23)	1:25.93 [1] (0:12.39)	1:13.54 [1] (0:12.24)	1:01.30 [1] (0:12.17)	0:49.13 [1] (0:11.95)	0:37.18 [1] (0:11.81)	0:25.37 [1] (0:12.26)	0:13.11 [1] (0:13.11)			
Average Speed [km/h]	52.9	59.6	59.0	58.3	58.7	59.5	60.6	60.9	58.6	55.0			
Top Speed [km/h]	63.3	60.9	59.9	58.9	59.5	61.3	61.7	62.0	59.8	57.2			
Avg. Dist. to Rail [m]	2.3	1.3	0.4	0.4	0.7	0.9	1.2	0.6	1.3	1.0			
Avg. Stride Freq. [Hz]	2.2	2.2	2.1	2.1	2.1	2.1	2.1	2.2	2.2	2.2			
Avg. Stride Length [m]	6.6	7.6	7.7	7.7	7.8	7.8	7.8	7.7	7.5	7.0			





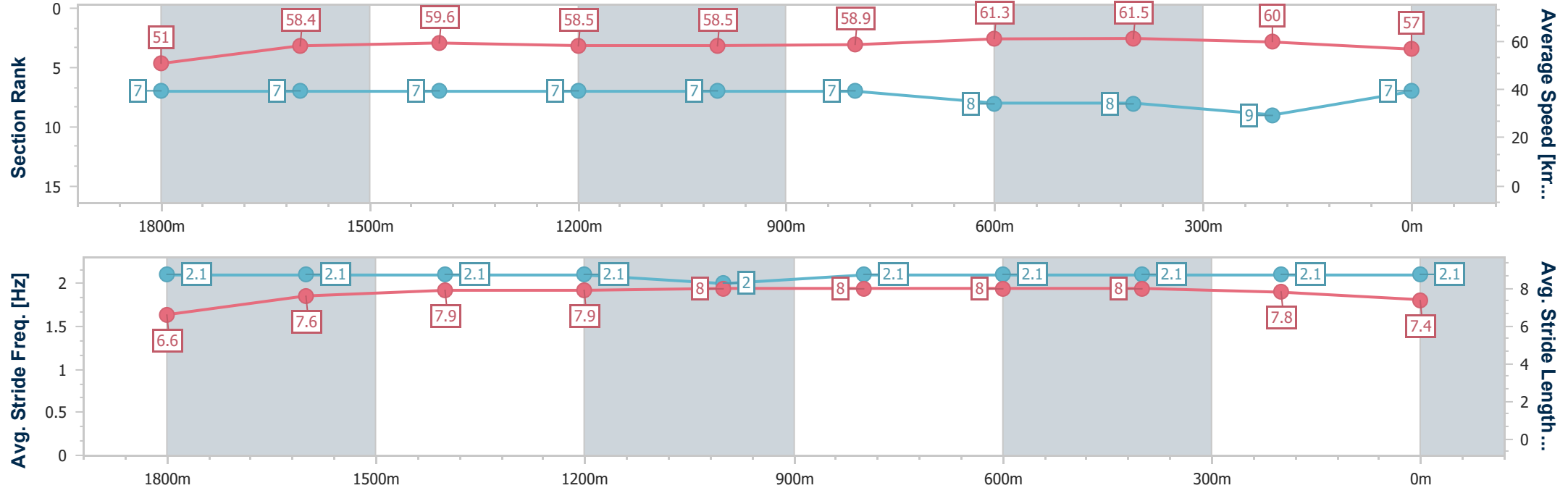
Horse/Jockey Name	Cool Kaap
Final Rank	7
Fastest Section Time (Section)	0:11.81 (600m)
Top Speed [km/h] (Section)	62.6 (600m)
Race State	Finished



Doomben QLD Professional  
Race 4: LADBROKE IT! BENCHMARK 65 Handicap - 2060m  
12 June 2024 - 13:46  
Track Rating: Good 4, Weather: Fine, Rail Position: +9m Entire



Section	Overall	1800m	1600m	1400m	1200m	1000m	800m	600m	400m	200m			
Section Times	2:07.86 [7] (0:18.35)	1:49.51 [7] (0:12.16)	1:37.35 [7] (0:12.06)	1:25.29 [7] (0:12.41)	1:12.88 [7] (0:12.30)	1:00.58 [7] (0:12.27)	0:48.31 [7] (0:11.86)	0:36.45 [8] (0:11.81)	0:24.64 [8] (0:12.01)	0:12.63 [9] (0:12.63)			
Average Speed [km/h]	51.0	58.4	59.6	58.5	58.5	58.9	61.3	61.5	60.0	57.0			
Top Speed [km/h]	62.5	60.8	60.9	58.8	59.7	60.5	62.4	62.6	61.0	59.3			
Avg. Dist. to Rail [m]	1.7	2.3	0.8	1.5	2.5	2.2	2.0	1.2	1.4	2.6			
Avg. Stride Freq. [Hz]	2.1	2.1	2.1	2.1	2.0	2.1	2.1	2.1	2.1	2.1			
Avg. Stride Length [m]	6.6	7.6	7.9	7.9	8.0	8.0	8.0	8.0	7.8	7.4			





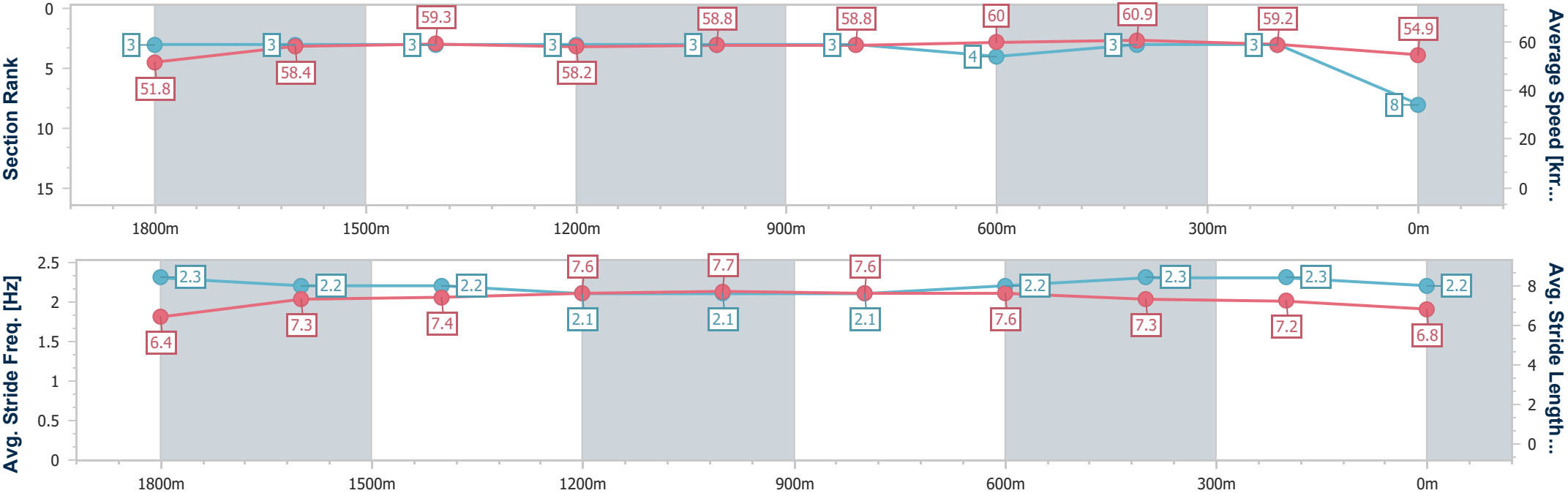
Horse/Jockey Name	Miss Brittany
Final Rank	8
Fastest Section Time (Section)	0:11.76 (600m)
Top Speed [km/h] (Section)	62.3 (Overall)
Race State	Finished



Doomben QLD Professional  
Race 4: LADBROKE IT! BENCHMARK 65 Handicap - 2060m  
12 June 2024 - 13:46  
Track Rating: Good 4, Weather: Fine, Rail Position: +9m Entire



Section	Overall	1800m	1600m	1400m	1200m	1000m	800m	600m	400m	200m			
Section Times	2:08.12 [8] (0:18.09)	1:50.03 [3] (0:12.04)	1:37.99 [3] (0:12.11)	1:25.88 [3] (0:12.31)	1:13.57 [3] (0:12.27)	1:01.30 [3] (0:12.24)	0:49.06 [3] (0:12.04)	0:37.02 [4] (0:11.76)	0:25.26 [3] (0:12.11)	0:13.15 [3] (0:13.15)			
Average Speed [km/h]	51.8	58.4	59.3	58.2	58.8	58.8	60.0	60.9	59.2	54.9			
Top Speed [km/h]	62.3	61.0	59.9	59.2	59.6	59.9	60.8	62.2	60.4	57.5			
Avg. Dist. to Rail [m]	1.1	3.3	1.6	0.3	0.6	0.6	0.2	0.7	0.9	0.1			
Avg. Stride Freq. [Hz]	2.3	2.2	2.2	2.1	2.1	2.1	2.2	2.3	2.3	2.2			
Avg. Stride Length [m]	6.4	7.3	7.4	7.6	7.7	7.6	7.6	7.3	7.2	6.8			





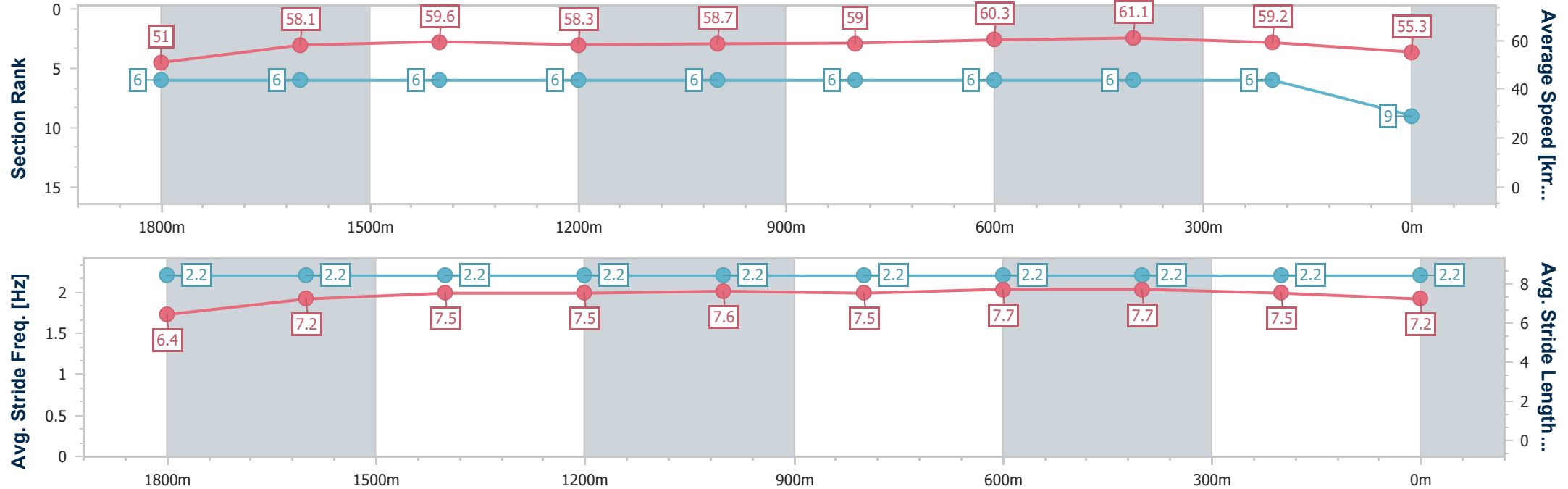
Horse/Jockey Name	Anemacore
Final Rank	9
Fastest Section Time (Section)	0:11.77 (600m)
Top Speed [km/h] (Section)	61.7 (Overall)
Race State	Finished



Doomben QLD Professional  
Race 4: LADBROKE IT! BENCHMARK 65 Handicap - 2060m  
12 June 2024 - 13:46  
Track Rating: Good 4, Weather: Fine, Rail Position: +9m Entire



Section	Overall	1800m	1600m	1400m	1200m	1000m	800m	600m	400m	200m			
Section Times	2:08.14 [9] (0:18.30)	1:49.84 [6] (0:12.16)	1:37.68 [6] (0:12.00)	1:25.68 [6] (0:12.37)	1:13.31 [6] (0:12.25)	1:01.06 [6] (0:12.22)	0:48.84 [6] (0:11.95)	0:36.89 [6] (0:11.77)	0:25.12 [6] (0:12.12)	0:13.00 [6] (0:13.00)			
Average Speed [km/h]	51.0	58.1	59.6	58.3	58.7	59.0	60.3	61.1	59.2	55.3			
Top Speed [km/h]	61.7	60.4	60.8	59.1	59.8	60.5	61.5	61.4	60.8	58.6			
Avg. Dist. to Rail [m]	2.5	2.9	1.7	0.4	0.8	0.7	0.4	0.5	1.4	1.8			
Avg. Stride Freq. [Hz]	2.2	2.2	2.2	2.2	2.2	2.2	2.2	2.2	2.2	2.2			
Avg. Stride Length [m]	6.4	7.2	7.5	7.5	7.6	7.5	7.7	7.7	7.5	7.2			





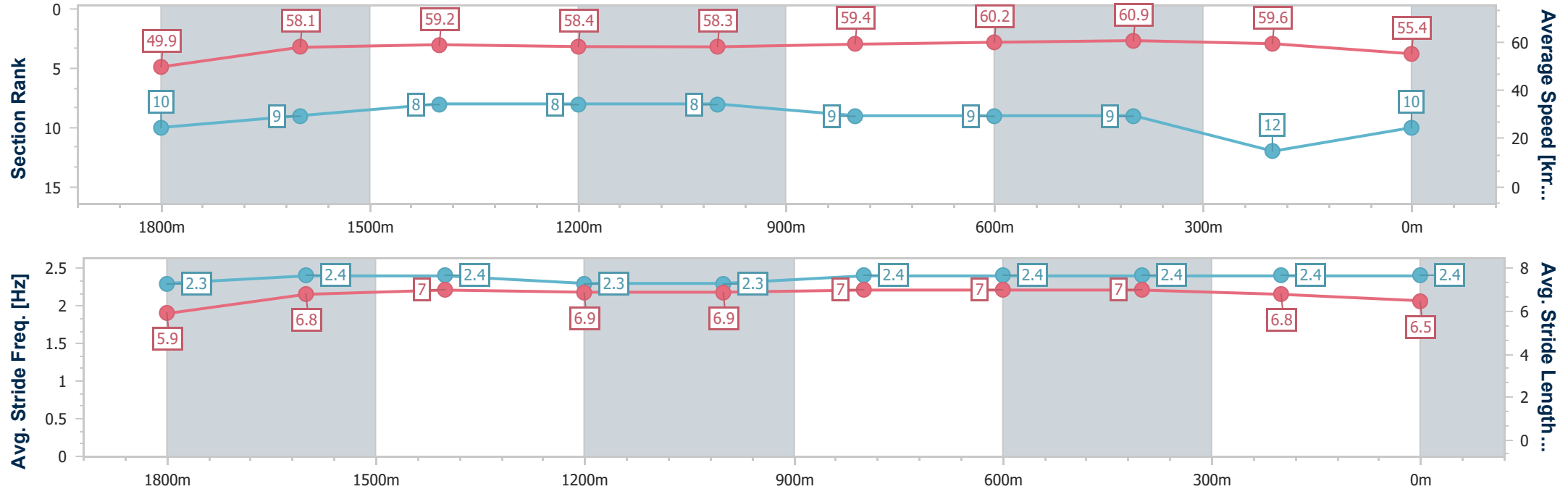
Horse/Jockey Name	Without A Doubt
Final Rank	10
Fastest Section Time (Section)	0:11.83 (600m)
Top Speed [km/h] (Section)	62.6 (Overall)
Race State	Finished



Doomben QLD Professional  
Race 4: LADBROKE IT! BENCHMARK 65 Handicap - 2060m  
12 June 2024 - 13:46  
Track Rating: Good 4, Weather: Fine, Rail Position: +9m Entire



Section	Overall	1800m	1600m	1400m	1200m	1000m	800m	600m	400m	200m			
Section Times	2:08.45 [10] (0:18.79)	1:49.66 [10] (0:12.01)	1:37.65 [9] (0:12.00)	1:25.65 [8] (0:12.32)	1:13.33 [8] (0:12.33)	1:01.00 [8] (0:12.17)	0:48.83 [9] (0:11.96)	0:36.87 [9] (0:11.83)	0:25.04 [9] (0:12.02)	0:13.02 [12] (0:13.02)			
Average Speed [km/h]	49.9	58.1	59.2	58.4	58.3	59.4	60.2	60.9	59.6	55.4			
Top Speed [km/h]	62.6	61.4	60.2	60.2	59.6	60.8	61.3	62.1	61.7	58.9			
Avg. Dist. to Rail [m]	3.6	5.0	3.6	0.8	0.6	0.7	0.4	0.2	0.9	0.4			
Avg. Stride Freq. [Hz]	2.3	2.4	2.4	2.3	2.3	2.4	2.4	2.4	2.4	2.4			
Avg. Stride Length [m]	5.9	6.8	7.0	6.9	6.9	7.0	7.0	7.0	6.8	6.5			





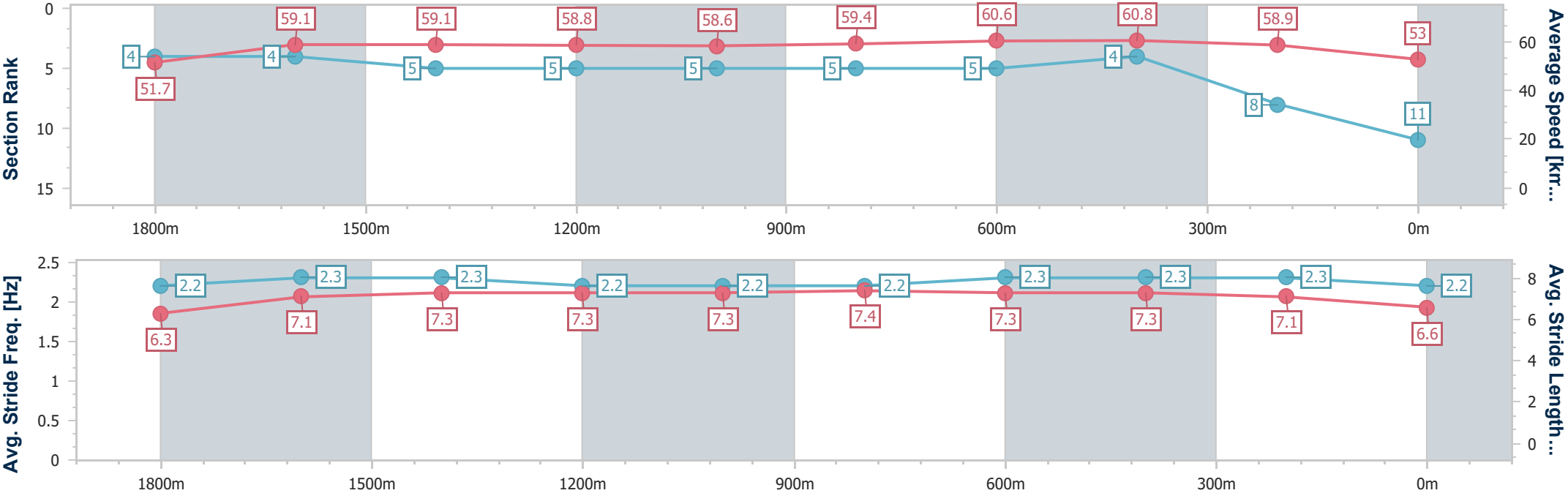
Horse/Jockey Name	Brave Boy
Final Rank	11
Fastest Section Time (Section)	0:11.86 (600m)
Top Speed [km/h] (Section)	62.7 (600m)
Race State	Finished



Doomben QLD Professional  
Race 4: LADBROKE IT! BENCHMARK 65 Handicap - 2060m  
12 June 2024 - 13:46  
Track Rating: Good 4, Weather: Fine, Rail Position: +9m Entire



Section	Overall	1800m	1600m	1400m	1200m	1000m	800m	600m	400m	200m			
Section Times	2:08.81 [11] (0:18.11)	1:50.70 [4] (0:12.06)	1:38.64 [4] (0:12.16)	1:26.48 [5] (0:12.36)	1:14.12 [5] (0:12.27)	1:01.85 [5] (0:12.19)	0:49.66 [5] (0:11.97)	0:37.69 [5] (0:11.86)	0:25.83 [4] (0:12.21)	0:13.62 [8] (0:13.62)			
Average Speed [km/h]	51.7	59.1	59.1	58.8	58.6	59.4	60.6	60.8	58.9	53.0			
Top Speed [km/h]	61.6	60.1	60.3	60.1	59.8	60.4	61.5	62.7	59.7	57.7			
Avg. Dist. to Rail [m]	1.0	1.9	0.5	1.4	1.8	1.9	1.1	0.5	1.1	2.0			
Avg. Stride Freq. [Hz]	2.2	2.3	2.3	2.2	2.2	2.2	2.3	2.3	2.3	2.2			
Avg. Stride Length [m]	6.3	7.1	7.3	7.3	7.3	7.4	7.3	7.3	7.1	6.6			







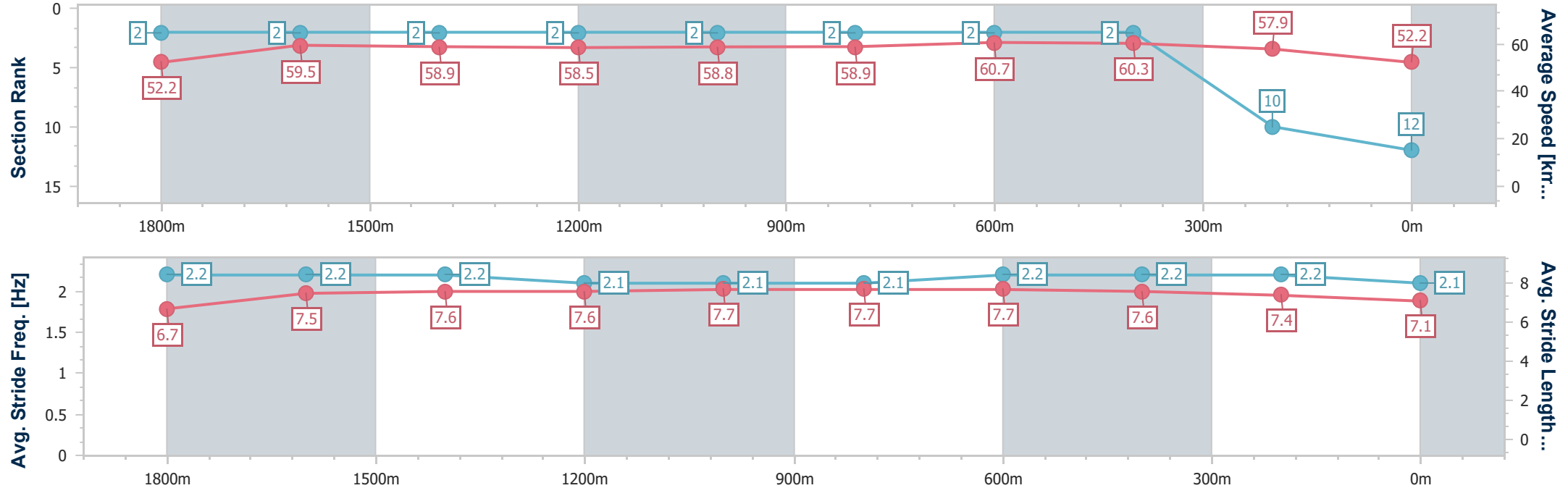
Horse/Jockey Name	Kingfield
Final Rank	12
Fastest Section Time (Section)	0:11.89 (800m)
Top Speed [km/h] (Section)	63.4 (Overall)
Race State	Finished



Doomben QLD Professional  
Race 4: LADBROKE IT! BENCHMARK 65 Handicap - 2060m  
12 June 2024 - 13:46  
Track Rating: Good 4, Weather: Fine, Rail Position: +9m Entire



Section	Overall	1800m	1600m	1400m	1200m	1000m	800m	600m	400m	200m			
Section Times	2:09.06 [12] (0:17.91)	1:51.15 [2] (0:12.00)	1:39.15 [2] (0:12.20)	1:26.95 [2] (0:12.37)	1:14.58 [2] (0:12.28)	1:02.30 [2] (0:12.24)	0:50.06 [2] (0:11.89)	0:38.17 [2] (0:11.94)	0:26.23 [2] (0:12.41)	0:13.82 [10] (0:13.82)			
Average Speed [km/h]	52.2	59.5	58.9	58.5	58.8	58.9	60.7	60.3	57.9	52.2			
Top Speed [km/h]	63.4	60.9	59.8	59.6	59.4	60.3	61.9	61.9	58.6	57.3			
Avg. Dist. to Rail [m]	4.1	1.3	0.6	1.1	1.8	1.8	0.5	0.2	0.6	1.1			
Avg. Stride Freq. [Hz]	2.2	2.2	2.2	2.1	2.1	2.1	2.2	2.2	2.2	2.1			
Avg. Stride Length [m]	6.7	7.5	7.6	7.6	7.7	7.7	7.7	7.6	7.4	7.1			





**Doomben QLD Professional**  
**Race 5: THE GIBSON QTIS Three-Year-Old BENCHMARK 65 Handicap - 1200m**

12 June 2024 - 14:19



BRISBANE  
RACING CLUB

Track Rating: Good 4, Weather: Fine, Rail Position: +9m Entire

Section		Overall				1000m	800m	600m	400m	200m	Last 600m		
Field Times		1:08.94 (0:12.97)				0:55.97 (0:10.49)	0:45.48 (0:11.36)	0:34.12 (0:11.55)	0:22.57 (0:11.05)	0:11.52 (0:11.52)	0:34.12		
Rank	TAB Horse/Jockey	Barrier	Top Speed [km/h]	Fastest Section							Margin	Distance Travelled [m]	
1	7 INVINCIBLE SHIELD	5	72.0	0:10.63	1:08.94 [1]	0:55.79 [4]	0:45.16 [4]	0:33.88 [4]	0:22.42 [3]	0:11.52 [1]	1:08.94	0:33.88	
	Craig Williams		1000m	1000m	(0:13.15)	(0:10.63)	(0:11.28)	(0:11.46)	(0:10.90)	(0:11.52)			
2	9 RIMBAUD	3	71.1	0:10.60	1:09.47 [2]	0:56.22 [5]	0:45.62 [5]	0:34.30 [5]	0:22.80 [5]	0:11.70 [4]	3.07L	0:34.30	-1
	Jag Guthmann-Chester		1000m	1000m	(0:13.25)	(0:10.60)	(0:11.32)	(0:11.50)	(0:11.10)	(0:11.70)			
3	4 TALTARNI FIELDS	12	71.3	0:10.53	1:09.84 [3]	0:56.87 [1]	0:46.34 [2]	0:34.91 [2]	0:23.36 [2]	0:12.14 [3]	5.26L	0:34.91	-1
	Cejay Graham		Overall	1000m	(0:12.97)	(0:10.53)	(0:11.43)	(0:11.55)	(0:11.22)	(0:12.14)			
4	3 DESERT KOBY	8	72.0	0:10.44	1:09.93 [4]	0:56.91 [2]	0:46.47 [1]	0:35.11 [1]	0:23.56 [1]	0:12.32 [2]	5.79L	0:35.11	-4
	Justin Huxtable		1000m	1000m	(0:13.02)	(0:10.44)	(0:11.36)	(0:11.55)	(0:11.24)	(0:12.32)			
5	6 GREYZOUS	10	71.3	0:10.51	1:10.19 [5]	0:56.76 [7]	0:46.25 [6]	0:34.96 [6]	0:23.45 [6]	0:12.20 [6]	7.33L	0:34.96	+5
	Robbie Dolan		Overall	1000m	(0:13.43)	(0:10.51)	(0:11.29)	(0:11.51)	(0:11.25)	(0:12.20)			
6	12 NOBLE STYLE	7	71.9	0:10.62	1:10.21 [6]	0:57.11 [3]	0:46.49 [3]	0:35.15 [3]	0:23.63 [4]	0:12.22 [5]	7.42L	0:35.15	-7
	Sean Cormack		1000m	1000m	(0:13.10)	(0:10.62)	(0:11.34)	(0:11.52)	(0:11.41)	(0:12.22)			
7	8 KING TARIK	11	70.4	0:10.57	1:10.26 [7]	0:56.25 [11]	0:45.68 [11]	0:34.55 [11]	0:23.08 [11]	0:12.00 [8]	7.73L	0:34.55	+0
	Tahlia Fenlon		1000m	1000m	(0:14.01)	(0:10.57)	(0:11.13)	(0:11.47)	(0:11.08)	(0:12.00)			
8	15 BECAMO	4	71.9	0:10.61	1:10.34 [8]	0:56.95 [6]	0:46.34 [7]	0:34.97 [7]	0:23.29 [8]	0:12.03 [9]	8.19L	0:34.97	-1
	Michael Rodd		Overall	1000m	(0:13.39)	(0:10.61)	(0:11.37)	(0:11.68)	(0:11.26)	(0:12.03)			
9	10 LADY SHOTGUN	2	69.9	0:10.64	1:10.46 [9]	0:56.66 [10]	0:46.02 [10]	0:34.77 [10]	0:23.36 [10]	0:12.14 [10]	8.94L	0:34.77	-1
	Michael Cahill		1000m	1000m	(0:13.80)	(0:10.64)	(0:11.25)	(0:11.41)	(0:11.22)	(0:12.14)			
10	1 SMART RECOGNITION	6	70.9	0:10.70	1:10.50 [10]	0:56.99 [8]	0:46.29 [9]	0:35.05 [8]	0:23.52 [7]	0:12.27 [7]	9.17L	0:35.05	+3
	Martin Harley		Overall	1000m	(0:13.51)	(0:10.70)	(0:11.24)	(0:11.53)	(0:11.25)	(0:12.27)			

Scratched: Betterletmedance (#2), The Inflictor (#5), Impendor (#13), Heyoka (#14), Within Reason (#11)



**Doomben QLD Professional**  
**Race 5: THE GIBSON QTIS Three-Year-Old BENCHMARK 65 Handicap - 1200m**

12 June 2024 - 14:19



BRISBANE  
RACING CLUB

Track Rating: Good 4, Weather: Fine, Rail Position: +9m Entire

Section					Overall	1000m	800m	600m	400m	200m	Last 600m			
Field Times					1:08.94 (0:12.97)	0:55.97 (0:10.49)	0:45.48 (0:11.36)	0:34.12 (0:11.55)	0:22.57 (0:11.05)	0:11.52 (0:11.52)	0:34.12			
Rank	TAB	Horse/Jockey	Barrier	Top Speed [km/h]	Fastest Section						Margin	Distance Travelled [m]		
11	16	ARISTELLA	1	70.2	0:10.62	1:11.73 [11]	0:58.20 [9]	0:47.58 [8]	0:36.28 [9]	0:24.67 [9]	0:13.03 [11]	16.39L	0:36.28	-2
		Ron Stewart		1000m	1000m	(0:13.53)	(0:10.62)	(0:11.30)	(0:11.61)	(0:11.64)	(0:13.03)			

Scratched: Betterletmedance (#2), The Inflictor (#5), Impendor (#13), Heyoka (#14), Within Reason (#11)



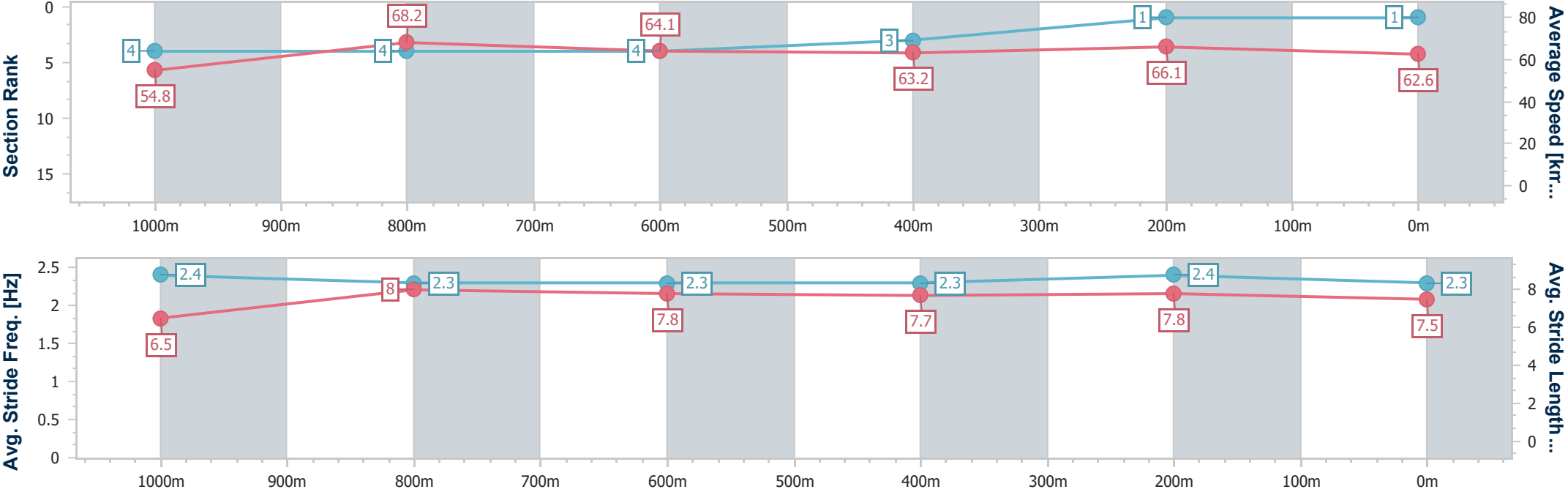
Horse/Jockey Name	Invincible Shield
Final Rank	1
Fastest Section Time (Section)	0:10.63 (1000m)
Top Speed [km/h] (Section)	72.0 (1000m)
Race State	Finished



Doomben QLD Professional  
Race 5: THE GIBSON QTIS Three-Year-Old BENCHMARK 65  
Handicap - 1200m  
12 June 2024 - 14:19  
Track Rating: Good 4, Weather: Fine, Rail Position: +9m Entire



Section	Overall	1000m	800m	600m	400m	200m							
Section Times	1:08.94 [1] (0:13.15)	0:55.79 [4] (0:10.63)	0:45.16 [4] (0:11.28)	0:33.88 [4] (0:11.46)	0:22.42 [3] (0:10.90)	0:11.52 [1] (0:11.52)							
Average Speed [km/h]	54.8	68.2	64.1	63.2	66.1	62.6							
Top Speed [km/h]	71.3	72.0	64.9	65.2	67.8	65.8							
Avg. Dist. to Rail [m]	4.4	2.3	1.2	1.4	1.0	0.7							
Avg. Stride Freq. [Hz]	2.4	2.3	2.3	2.3	2.4	2.3							
Avg. Stride Length [m]	6.5	8.0	7.8	7.7	7.8	7.5							





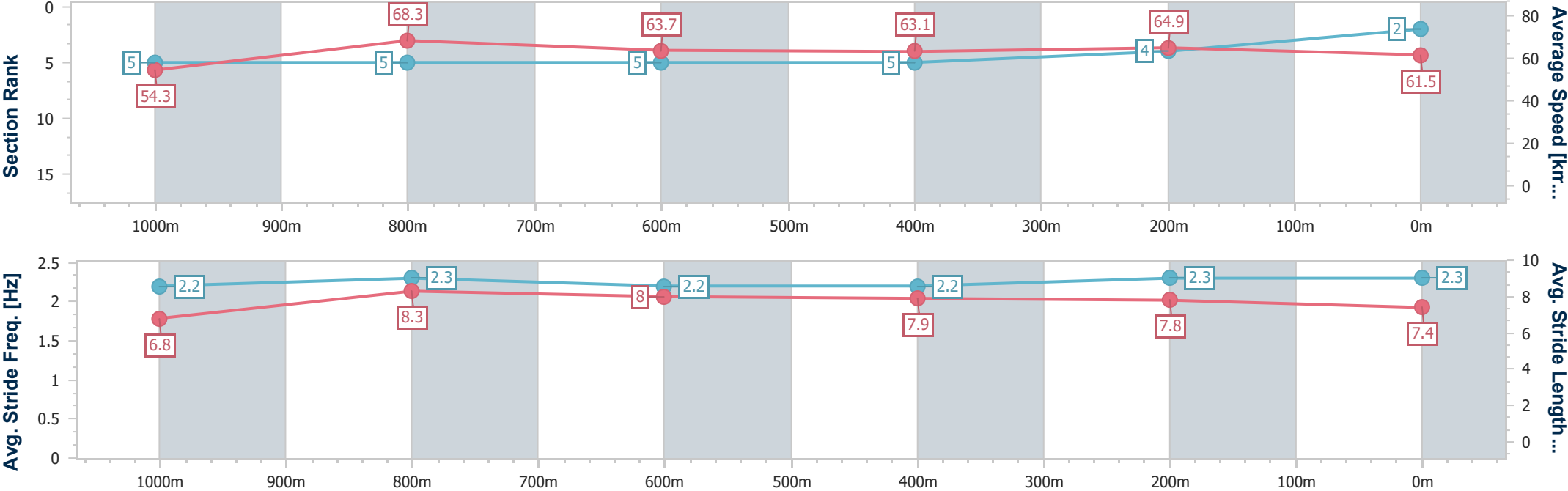
Horse/Jockey Name	Rimbaud
Final Rank	2
Fastest Section Time (Section)	0:10.60 (1000m)
Top Speed [km/h] (Section)	71.1 (1000m)
Race State	Finished



Doomben QLD Professional  
Race 5: THE GIBSON QTIS Three-Year-Old BENCHMARK 65  
Handicap - 1200m  
12 June 2024 - 14:19  
Track Rating: Good 4, Weather: Fine, Rail Position: +9m Entire



Section	Overall	1000m	800m	600m	400m	200m							
Section Times	1:09.47 [2] (0:13.25)	0:56.22 [5] (0:10.60)	0:45.62 [5] (0:11.32)	0:34.30 [5] (0:11.50)	0:22.80 [5] (0:11.10)	0:11.70 [4] (0:11.70)							
Average Speed [km/h]	54.3	68.3	63.7	63.1	64.9	61.5							
Top Speed [km/h]	71.1	71.1	65.1	64.5	65.8	64.2							
Avg. Dist. to Rail [m]	2.2	1.0	1.1	0.7	1.9	2.0							
Avg. Stride Freq. [Hz]	2.2	2.3	2.2	2.2	2.3	2.3							
Avg. Stride Length [m]	6.8	8.3	8.0	7.9	7.8	7.4							





Horse/Jockey Name	Taltarni Fields
Final Rank	3
Fastest Section Time (Section)	0:10.53 (1000m)
Top Speed [km/h] (Section)	71.3 (Overall)
Race State	Finished

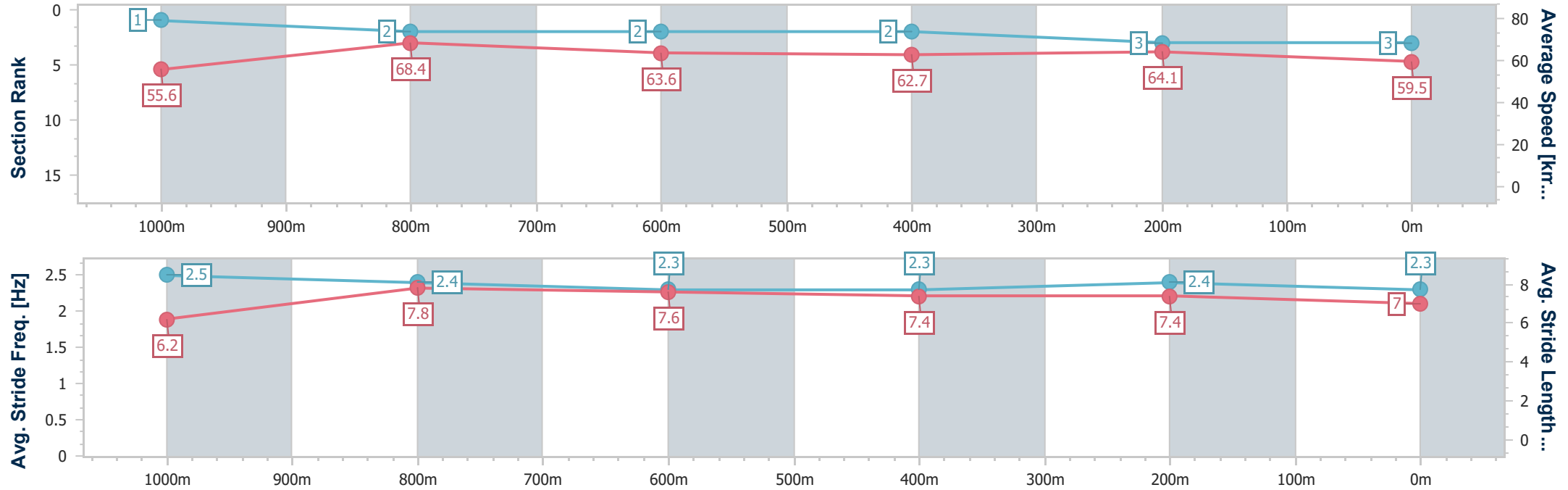


Doomben QLD Professional  
Race 5: THE GIBSON QTIS Three-Year-Old BENCHMARK 65  
Handicap - 1200m  
12 June 2024 - 14:19  
Track Rating: Good 4, Weather: Fine, Rail Position: +9m Entire



BRISBANE  
RACING CLUB

Section	Overall	1000m	800m	600m	400m	200m								
Section Times	1:09.84 [3] (0:12.97)	0:56.87 [1] (0:10.53)	0:46.34 [2] (0:11.43)	0:34.91 [2] (0:11.55)	0:23.36 [2] (0:11.22)	0:12.14 [3] (0:12.14)								
Average Speed [km/h]	55.6	68.4	63.6	62.7	64.1	59.5								
Top Speed [km/h]	71.3	71.3	65.8	64.6	65.8	63.4								
Avg. Dist. to Rail [m]	7.3	1.0	1.5	1.3	0.6	0.9								
Avg. Stride Freq. [Hz]	2.5	2.4	2.3	2.3	2.4	2.3								
Avg. Stride Length [m]	6.2	7.8	7.6	7.4	7.4	7.0								





Horse/Jockey Name	Desert Koby
Final Rank	4
Fastest Section Time (Section)	0:10.44 (1000m)
Top Speed [km/h] (Section)	72.0 (1000m)
Race State	Finished

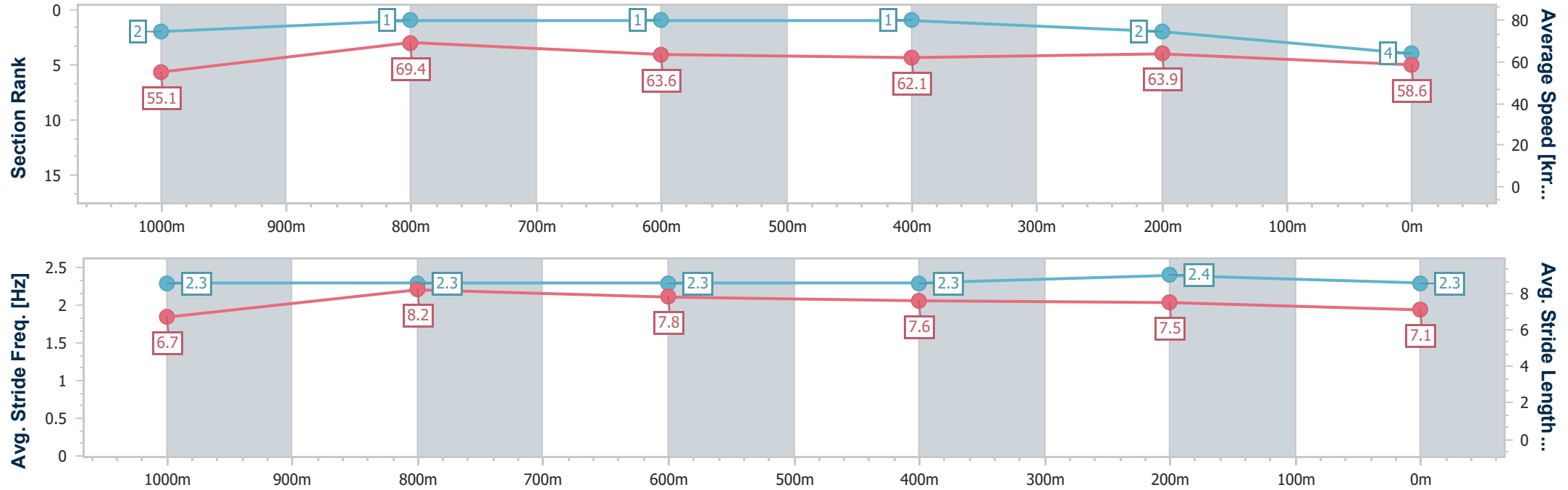


Doomben QLD Professional  
Race 5: THE GIBSON QTIS Three-Year-Old BENCHMARK 65  
Handicap - 1200m  
12 June 2024 - 14:19  
Track Rating: Good 4, Weather: Fine, Rail Position: +9m Entire



BRISBANE  
RACING CLUB

Section	Overall	1000m	800m	600m	400m	200m								
Section Times	1:09.93 [4] (0:13.02)	0:56.91 [2] (0:10.44)	0:46.47 [1] (0:11.36)	0:35.11 [1] (0:11.55)	0:23.56 [1] (0:11.24)	0:12.32 [2] (0:12.32)								
Average Speed [km/h]	55.1	69.4	63.6	62.1	63.9	58.6								
Top Speed [km/h]	71.6	72.0	66.1	63.3	65.2	62.7								
Avg. Dist. to Rail [m]	6.1	2.3	0.7	0.7	0.8	0.4								
Avg. Stride Freq. [Hz]	2.3	2.3	2.3	2.3	2.4	2.3								
Avg. Stride Length [m]	6.7	8.2	7.8	7.6	7.5	7.1								





Horse/Jockey Name	Greyzous
Final Rank	5
Fastest Section Time (Section)	0:10.51 (1000m)
Top Speed [km/h] (Section)	71.3 (Overall)
Race State	Finished

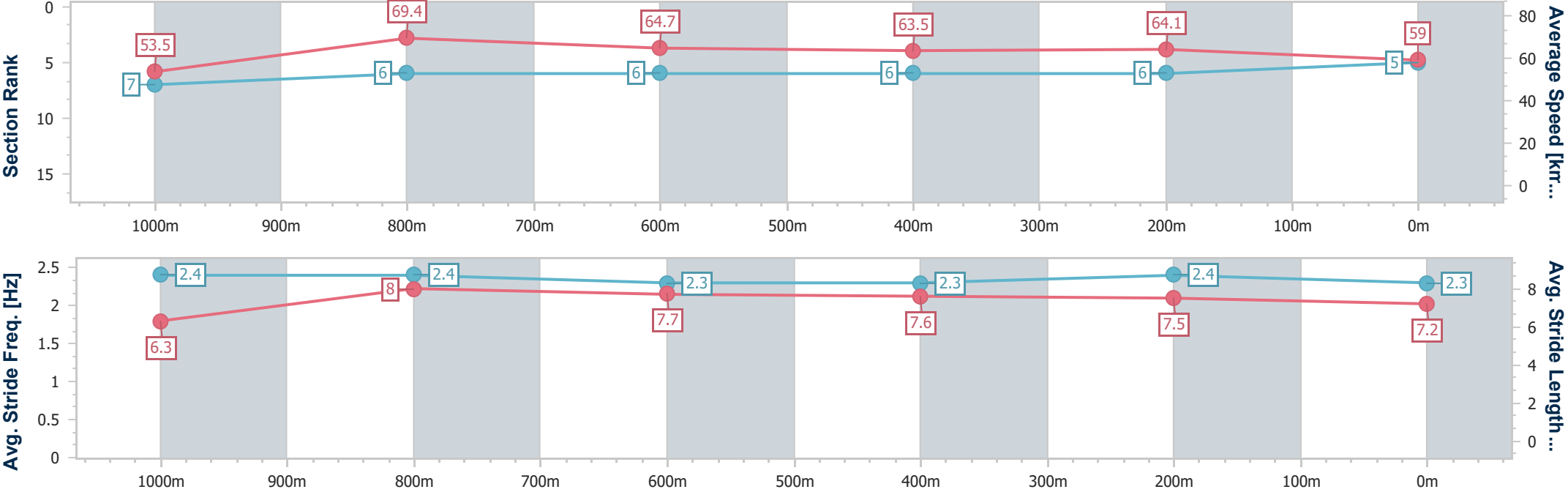


Doomben QLD Professional  
Race 5: THE GIBSON QTIS Three-Year-Old BENCHMARK 65  
Handicap - 1200m  
12 June 2024 - 14:19  
Track Rating: Good 4, Weather: Fine, Rail Position: +9m Entire



BRISBANE  
RACING CLUB

Section	Overall	1000m	800m	600m	400m	200m							
Section Times	1:10.19 [5] (0:13.43)	0:56.76 [7] (0:10.51)	0:46.25 [6] (0:11.29)	0:34.96 [6] (0:11.51)	0:23.45 [6] (0:11.25)	0:12.20 [6] (0:12.20)							
Average Speed [km/h]	53.5	69.4	64.7	63.5	64.1	59.0							
Top Speed [km/h]	71.3	71.1	67.6	64.7	65.0	62.7							
Avg. Dist. to Rail [m]	6.3	3.5	3.1	2.6	1.9	2.0							
Avg. Stride Freq. [Hz]	2.4	2.4	2.3	2.3	2.4	2.3							
Avg. Stride Length [m]	6.3	8.0	7.7	7.6	7.5	7.2							







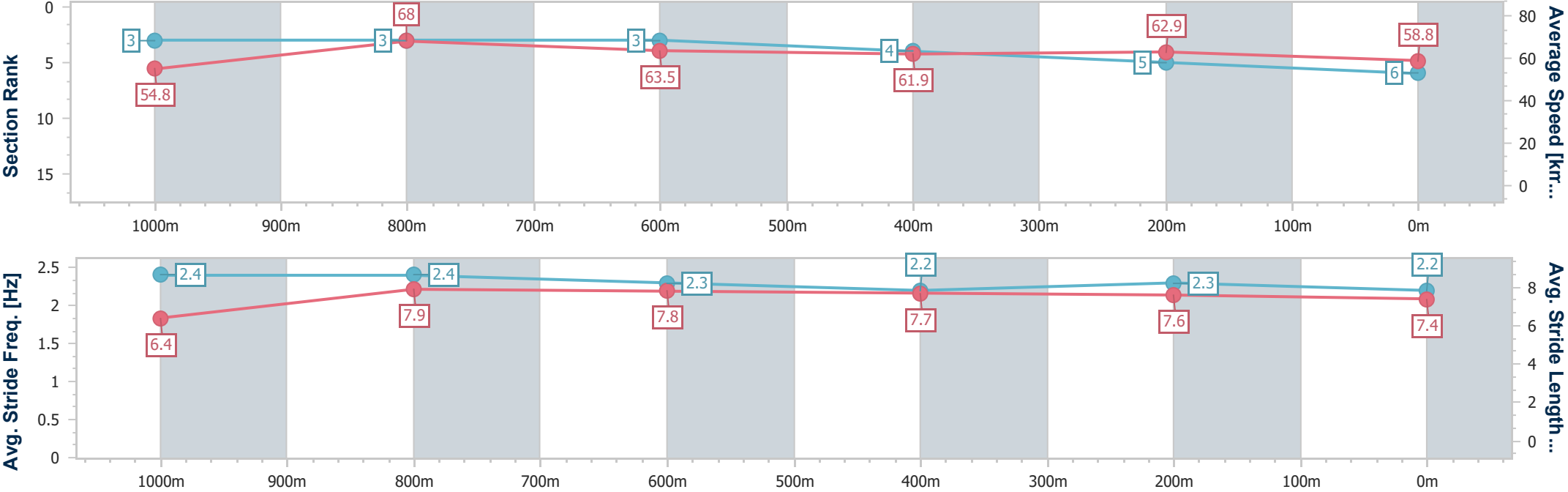
Horse/Jockey Name	Noble Style
Final Rank	6
Fastest Section Time (Section)	0:10.62 (1000m)
Top Speed [km/h] (Section)	71.9 (1000m)
Race State	Finished



Doomben QLD Professional  
Race 5: THE GIBSON QTIS Three-Year-Old BENCHMARK 65  
Handicap - 1200m  
12 June 2024 - 14:19  
Track Rating: Good 4, Weather: Fine, Rail Position: +9m Entire



Section	Overall	1000m	800m	600m	400m	200m								
Section Times	1:10.21 [6] (0:13.10)	0:57.11 [3] (0:10.62)	0:46.49 [3] (0:11.34)	0:35.15 [3] (0:11.52)	0:23.63 [4] (0:11.41)	0:12.22 [5] (0:12.22)								
Average Speed [km/h]	54.8	68.0	63.5	61.9	62.9	58.8								
Top Speed [km/h]	71.8	71.9	65.1	62.9	64.1	62.0								
Avg. Dist. to Rail [m]	4.4	1.3	0.8	1.6	1.2	0.5								
Avg. Stride Freq. [Hz]	2.4	2.4	2.3	2.2	2.3	2.2								
Avg. Stride Length [m]	6.4	7.9	7.8	7.7	7.6	7.4								





Horse/Jockey Name	King Tarik
Final Rank	7
Fastest Section Time (Section)	0:10.57 (1000m)
Top Speed [km/h] (Section)	70.4 (1000m)
Race State	Finished

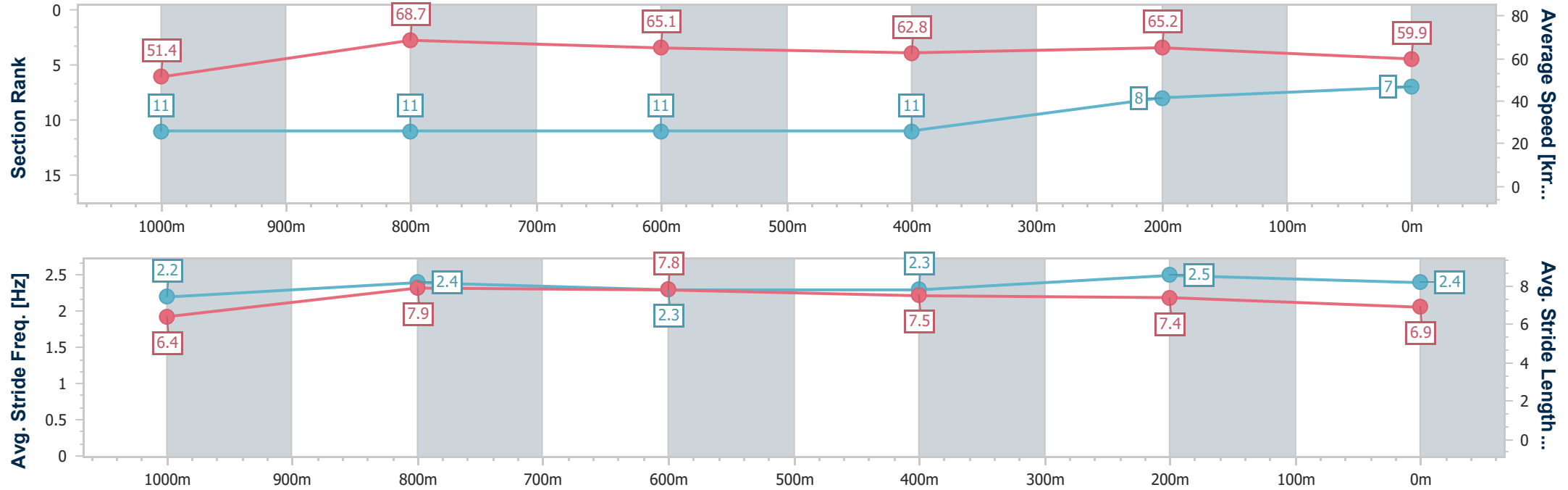


Doomben QLD Professional  
Race 5: THE GIBSON QTIS Three-Year-Old BENCHMARK 65  
Handicap - 1200m  
12 June 2024 - 14:19  
Track Rating: Good 4, Weather: Fine, Rail Position: +9m Entire



BRISBANE  
RACING CLUB

Section	Overall	1000m	800m	600m	400m	200m								
Section Times	1:10.26 [7] (0:14.01)	0:56.25 [11] (0:10.57)	0:45.68 [11] (0:11.13)	0:34.55 [11] (0:11.47)	0:23.08 [11] (0:11.08)	0:12.00 [8] (0:12.00)								
Average Speed [km/h]	51.4	68.7	65.1	62.8	65.2	59.9								
Top Speed [km/h]	69.8	70.4	65.5	64.4	66.6	63.7								
Avg. Dist. to Rail [m]	6.5	2.9	0.9	0.4	1.8	2.9								
Avg. Stride Freq. [Hz]	2.2	2.4	2.3	2.3	2.5	2.4								
Avg. Stride Length [m]	6.4	7.9	7.8	7.5	7.4	6.9								





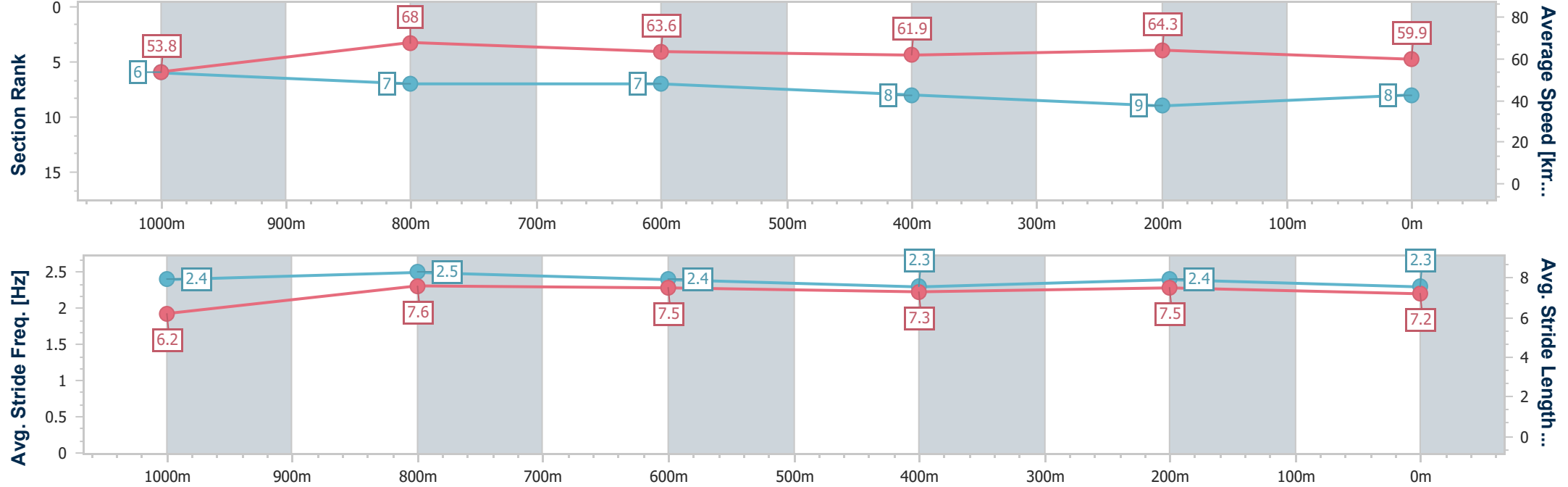
Horse/Jockey Name	Becamo
Final Rank	8
Fastest Section Time (Section)	0:10.61 (1000m)
Top Speed [km/h] (Section)	71.9 (Overall)
Race State	Finished



Doomben QLD Professional  
Race 5: THE GIBSON QTIS Three-Year-Old BENCHMARK 65  
Handicap - 1200m  
12 June 2024 - 14:19  
Track Rating: Good 4, Weather: Fine, Rail Position: +9m Entire



Section	Overall	1000m	800m	600m	400m	200m								
Section Times	1:10.34 [8] (0:13.39)	0:56.95 [6] (0:10.61)	0:46.34 [7] (0:11.37)	0:34.97 [7] (0:11.68)	0:23.29 [8] (0:11.26)	0:12.03 [9] (0:12.03)								
Average Speed [km/h]	53.8	68.0	63.6	61.9	64.3	59.9								
Top Speed [km/h]	71.9	71.8	66.6	63.2	65.8	63.3								
Avg. Dist. to Rail [m]	1.8	0.6	1.1	1.2	2.1	1.8								
Avg. Stride Freq. [Hz]	2.4	2.5	2.4	2.3	2.4	2.3								
Avg. Stride Length [m]	6.2	7.6	7.5	7.3	7.5	7.2								





Horse/Jockey Name	Lady Shotgun
Final Rank	9
Fastest Section Time (Section)	0:10.64 (1000m)
Top Speed [km/h] (Section)	69.9 (1000m)
Race State	Finished

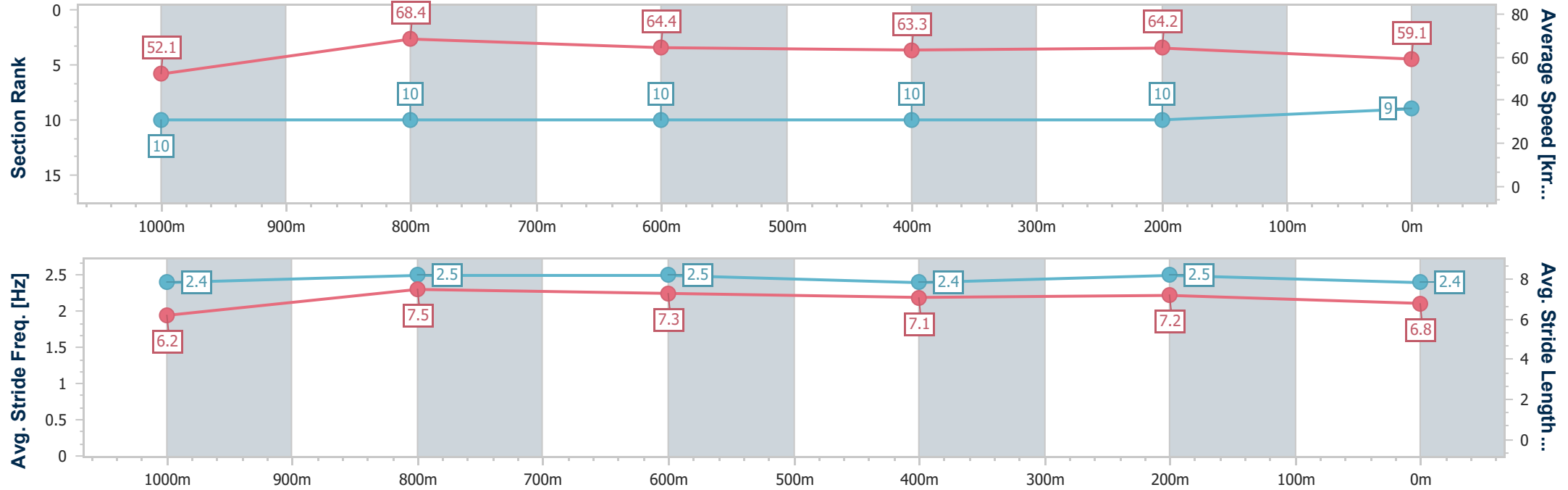


Doomben QLD Professional  
Race 5: THE GIBSON QTIS Three-Year-Old BENCHMARK 65  
Handicap - 1200m  
12 June 2024 - 14:19  
Track Rating: Good 4, Weather: Fine, Rail Position: +9m Entire



BRISBANE  
RACING CLUB

Section	Overall	1000m	800m	600m	400m	200m							
Section Times	1:10.46 [9] (0:13.80)	0:56.66 [10] (0:10.64)	0:46.02 [10] (0:11.25)	0:34.77 [10] (0:11.41)	0:23.36 [10] (0:11.22)	0:12.14 [10] (0:12.14)							
Average Speed [km/h]	52.1	68.4	64.4	63.3	64.2	59.1							
Top Speed [km/h]	68.9	69.9	65.1	64.6	64.8	63.7							
Avg. Dist. to Rail [m]	2.5	2.7	1.7	0.5	0.3	0.6							
Avg. Stride Freq. [Hz]	2.4	2.5	2.5	2.4	2.5	2.4							
Avg. Stride Length [m]	6.2	7.5	7.3	7.1	7.2	6.8							





Horse/Jockey Name	Smart Recognition
Final Rank	10
Fastest Section Time (Section)	0:10.70 (1000m)
Top Speed [km/h] (Section)	70.9 (Overall)
Race State	Finished

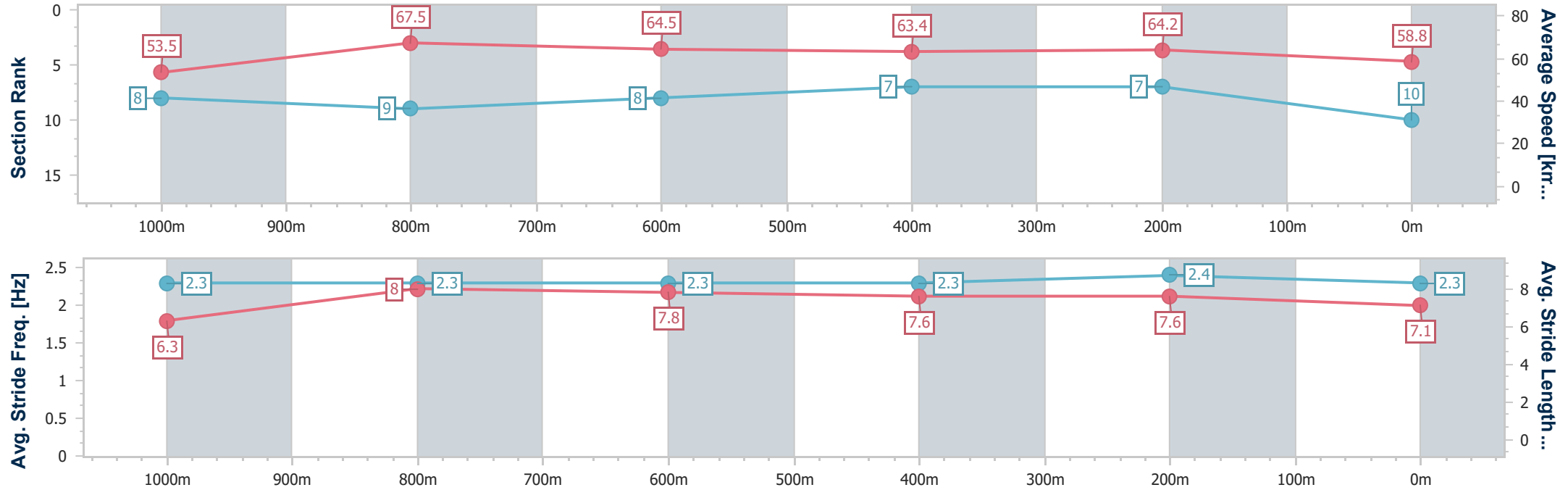


Doomben QLD Professional  
Race 5: THE GIBSON QTIS Three-Year-Old BENCHMARK 65  
Handicap - 1200m  
12 June 2024 - 14:19  
Track Rating: Good 4, Weather: Fine, Rail Position: +9m Entire



BRISBANE  
RACING CLUB

Section	Overall	1000m	800m	600m	400m	200m								
Section Times	1:10.50 [10] (0:13.51)	0:56.99 [8] (0:10.70)	0:46.29 [9] (0:11.24)	0:35.05 [8] (0:11.53)	0:23.52 [7] (0:11.25)	0:12.27 [7] (0:12.27)								
Average Speed [km/h]	53.5	67.5	64.5	63.4	64.2	58.8								
Top Speed [km/h]	70.9	70.1	65.2	65.1	65.6	61.7								
Avg. Dist. to Rail [m]	4.2	1.9	1.9	2.6	1.9	1.8								
Avg. Stride Freq. [Hz]	2.3	2.3	2.3	2.3	2.4	2.3								
Avg. Stride Length [m]	6.3	8.0	7.8	7.6	7.6	7.1								





Horse/Jockey Name	Aristella
Final Rank	11
Fastest Section Time (Section)	0:10.62 (1000m)
Top Speed [km/h] (Section)	70.2 (1000m)
Race State	Finished

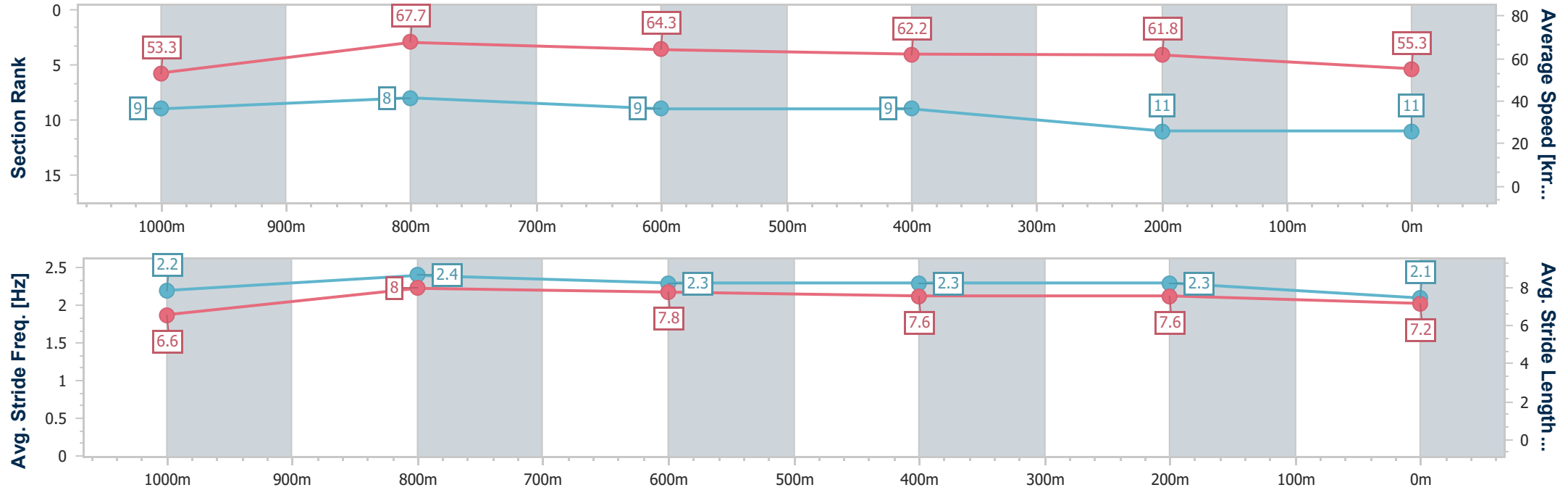


Doomben QLD Professional  
Race 5: THE GIBSON QTIS Three-Year-Old BENCHMARK 65  
Handicap - 1200m  
12 June 2024 - 14:19  
Track Rating: Good 4, Weather: Fine, Rail Position: +9m Entire



BRISBANE  
RACING CLUB

Section	Overall	1000m	800m	600m	400m	200m								
Section Times	1:11.73 [11] (0:13.53)	0:58.20 [9] (0:10.62)	0:47.58 [8] (0:11.30)	0:36.28 [9] (0:11.61)	0:24.67 [9] (0:11.64)	0:13.03 [11] (0:13.03)								
Average Speed [km/h]	53.3	67.7	64.3	62.2	61.8	55.3								
Top Speed [km/h]	69.9	70.2	64.9	64.5	63.3	58.9								
Avg. Dist. to Rail [m]	0.6	0.2	1.3	0.8	0.6	0.9								
Avg. Stride Freq. [Hz]	2.2	2.4	2.3	2.3	2.3	2.1								
Avg. Stride Length [m]	6.6	8.0	7.8	7.6	7.6	7.2								





## Doomben QLD Professional

### Race 6: MULLINS LAWYERS Class 1 Handicap - 1650m

12 June 2024 - 14:54



BRISBANE  
RACING CLUB

Track Rating: Good 4, Weather: Fine, Rail Position: +9m Entire

Section					Overall		1400m	1200m	1000m	800m	600m	400m	Last 600m		
Field Times					1:39.60 (0:17.32)		1:22.28 (0:11.58)	1:10.70 (0:11.42)	0:59.28 (0:11.78)	0:47.50 (0:11.94)	0:35.56 (0:11.82)	0:23.74 (0:11.55)	0:35.56		
Rank	TAB	Horse/Jockey	Barrier	Top Speed [km/h]	Fastest Section										Distance Travelled [m]
1	2	NEW LEVEL	5	64.4	0:11.35	1:39.60 [1]	1:22.09 [4]	1:10.50 [2]	0:59.06 [3]	0:47.15 [3]	0:35.21 [3]	0:23.54 [3]	0:35.21		
		Ryan Maloney		400m	400m	(0:17.51)	(0:11.59)	(0:11.44)	(0:11.91)	(0:11.94)	(0:11.67)	(0:11.35)			
2	5	DASH DASH DASH	6	64.9	0:11.45	1:40.01 [2]	1:22.50 [3]	1:10.69 [6]	0:59.20 [5]	0:47.21 [6]	0:35.33 [6]	0:23.88 [4]	0:35.33	+3	
		Justin Stanley		600m	600m	(0:17.51)	(0:11.81)	(0:11.49)	(0:11.99)	(0:11.88)	(0:11.45)	(0:11.64)			
3	1	JUNGLE PRINCE	1	64.7	0:11.58	1:40.23 [3]	1:22.61 [6]	1:10.94 [5]	0:59.36 [6]	0:47.44 [5]	0:35.56 [5]	0:23.90 [5]	0:35.56	-1	
		James Orman		1400m	1200m	(0:17.62)	(0:11.67)	(0:11.58)	(0:11.92)	(0:11.88)	(0:11.66)	(0:11.60)			
4	9	MERCHANT FLYER	12	64.5	0:11.40	1:40.24 [4]	1:22.02 [11]	1:10.32 [11]	0:58.73 [11]	0:46.85 [11]	0:34.91 [11]	0:23.51 [10]	0:34.91	-4	
		Boris Thornton		600m	600m	(0:18.22)	(0:11.70)	(0:11.59)	(0:11.88)	(0:11.94)	(0:11.40)	(0:11.40)			
5	10	PROSPERINA	10	63.9	0:11.46	1:40.25 [5]	1:22.24 [10]	1:10.58 [9]	0:59.12 [9]	0:47.23 [9]	0:35.26 [9]	0:23.74 [9]	0:35.26	-2	
		Mark Du Plessis		1200m	1200m	(0:18.01)	(0:11.66)	(0:11.46)	(0:11.89)	(0:11.97)	(0:11.52)	(0:11.51)			
6	12	WHISKY TRAIN	14	64.0	0:11.41	1:40.26 [6]	1:22.94 [1]	1:11.14 [3]	0:59.73 [2]	0:47.96 [2]	0:36.03 [2]	0:24.22 [2]	0:36.03	+7	
		Jake Bayliss		1200m	1200m	(0:17.32)	(0:11.80)	(0:11.41)	(0:11.77)	(0:11.93)	(0:11.81)	(0:11.67)			
7	11	COOL MUSIC	3	63.6	0:11.55	1:40.37 [7]	1:22.58 [7]	1:10.85 [7]	0:59.30 [8]	0:47.39 [8]	0:35.49 [8]	0:23.94 [7]	0:35.49	+3	
		Robbie Dolan		600m	1200m	(0:17.79)	(0:11.73)	(0:11.55)	(0:11.91)	(0:11.90)	(0:11.55)	(0:11.60)			
8	4	ALREADY BETTER	7	64.5	0:11.52	1:40.43 [8]	1:22.53 [8]	1:10.68 [10]	0:59.16 [10]	0:47.17 [10]	0:35.35 [10]	0:23.69 [11]	0:35.35	+6	
		Jag Guthmann-Chester		400m	1200m	(0:17.90)	(0:11.85)	(0:11.52)	(0:11.99)	(0:11.82)	(0:11.66)	(0:11.53)			
9	3	VON BEE	4	64.2	0:11.42	1:40.91 [9]	1:23.57 [2]	1:12.01 [1]	1:00.59 [1]	0:48.81 [1]	0:36.87 [1]	0:25.05 [1]	0:36.87	-5	
		Martin Harley		1200m	1200m	(0:17.34)	(0:11.56)	(0:11.42)	(0:11.78)	(0:11.94)	(0:11.82)	(0:12.08)			
10	7	A DIME APPROACH	8	64.5	0:11.43	1:41.24 [10]	1:23.29 [9]	1:11.64 [8]	1:00.21 [7]	0:48.33 [7]	0:36.40 [7]	0:24.75 [8]	0:36.40	+6	
		Damien Thornton		1200m	1200m	(0:17.95)	(0:11.65)	(0:11.43)	(0:11.88)	(0:11.93)	(0:11.65)	(0:11.86)			

Scratched: West Cork (#6), Little Show (#13), El Kabong (#14)

Report Created: Wed 12 June 2024 15:31 GMT+10 (Note: Timing is based on position data)

Page 1/15

[ ] Ranking at each section and finish  
-:-:- No data available at this section  
NA No data available

SCN Saddle cloth number  
DNF Did not finish  
DNT Did not track

data processed by  TRIPLES DATA



**Doomben QLD Professional**  
**Race 6: MULLINS LAWYERS Class 1 Handicap - 1650m**  
**12 June 2024 - 14:54**



Track Rating: Good 4, Weather: Fine, Rail Position: +9m Entire

Section		Overall		1400m	1200m	1000m	800m	600m	400m	Last 600m			
Field Times		1:39.60		1:22.28	1:10.70	0:59.28	0:47.50	0:35.56	0:23.74	0:35.56			
		(0:17.32)		(0:11.58)	(0:11.42)	(0:11.78)	(0:11.94)	(0:11.82)	(0:11.55)				
Rank	TAB Horse/Jockey	Barrier	Top Speed [km/h]	Fastest Section									Distance Travelled [m]
11	8 AROUND THE BUOY	11	64.7	0:11.48	1:42.03 [11]	1:24.51 [5]	1:12.88 [4]	1:01.40 [4]	0:49.48 [4]	0:37.58 [4]	0:25.61 [6]	0:37.58	+3
	Justin Huxtable		1200m	1200m	(0:17.52)	(0:11.63)	(0:11.48)	(0:11.92)	(0:11.90)	(0:11.97)	(0:12.06)		

Scratched: West Cork (#6), Little Show (#13), El Kabong (#14)





**Doomben QLD Professional**  
**Race 6: MULLINS LAWYERS Class 1 Handicap - 1650m**  
**12 June 2024 - 14:54**



Track Rating: Good 4, Weather: Fine, Rail Position: +9m Entire

Section Field Times				200m 0:12.19 (0:12.19)		Last 600m 0:35.56			
Rank	TAB	Horse/Jockey	Barrier	Top Speed [km/h]	Fastest Section	Margin			Distance Travelled [m]
1	2	NEW LEVEL	5	64.4	0:11.35	0:12.19 [1]	1:39.60		0:35.21
		Ryan Maloney		400m	400m	(0:12.19)			
2	5	DASH DASH DASH	6	64.9	0:11.45	0:12.24 [3]	2.45L		0:35.33 +3
		Justin Stanley		600m	600m	(0:12.24)			
3	1	JUNGLE PRINCE	1	64.7	0:11.58	0:12.30 [4]	3.69L		0:35.56 -1
		James Orman		1400m	1200m	(0:12.30)			
4	9	MERCHANT FLYER	12	64.5	0:11.40	0:12.11 [8]	3.78L		0:34.91 -4
		Boris Thornton		600m	600m	(0:12.11)			
5	10	PROSPERINA	10	63.9	0:11.46	0:12.23 [6]	3.82L		0:35.26 -2
		Mark Du Plessis		1200m	1200m	(0:12.23)			
6	12	WHISKY TRAIN	14	64.0	0:11.41	0:12.55 [2]	3.91L		0:36.03 +7
		Jake Bayliss		1200m	1200m	(0:12.55)			
7	11	COOL MUSIC	3	63.6	0:11.55	0:12.34 [7]	4.54L		0:35.49 +3
		Robbie Dolan		600m	1200m	(0:12.34)			
8	4	ALREADY BETTER	7	64.5	0:11.52	0:12.16 [9]	4.9L		0:35.35 +6
		Jag Guthmann-Chester		400m	1200m	(0:12.16)			
9	3	VON BEE	4	64.2	0:11.42	0:12.97 [5]	7.72L		0:36.87 -5
		Martin Harley		1200m	1200m	(0:12.97)			
10	7	A DIME APPROACH	8	64.5	0:11.43	0:12.89 [10]	9.65L		0:36.40 +6
		Damien Thornton		1200m	1200m	(0:12.89)			

Scratched: West Cork (#6), Little Show (#13), El Kabong (#14)

Report Created: Wed 12 June 2024 15:31 GMT+10 (Note: Timing is based on position data)

Page 3/15

[ ] Ranking at each section and finish  
-:-:- No data available at this section  
NA No data available

SCN Saddle cloth number  
DNF Did not finish  
DNT Did not track

data processed by  TRIPLESDATA



**Doomben QLD Professional**  
**Race 6: MULLINS LAWYERS Class 1 Handicap - 1650m**  
**12 June 2024 - 14:54**



Track Rating: Good 4, Weather: Fine, Rail Position: +9m Entire

Section						200m	Last 600m		
Field Times						0:12.19 (0:12.19)	0:35.56		
Rank	TAB	Horse/Jockey	Barrier	Top Speed [km/h]	Fastest Section	Margin		Distance Travelled [m]	
11	8	AROUND THE BUOY	11	64.7	0:11.48	0:13.55 [11]	14.32L	0:37.58	+3
		Justin Huxtable		1200m	1200m	(0:13.55)			

Scratched: West Cork (#6), Little Show (#13), El Kabong (#14)



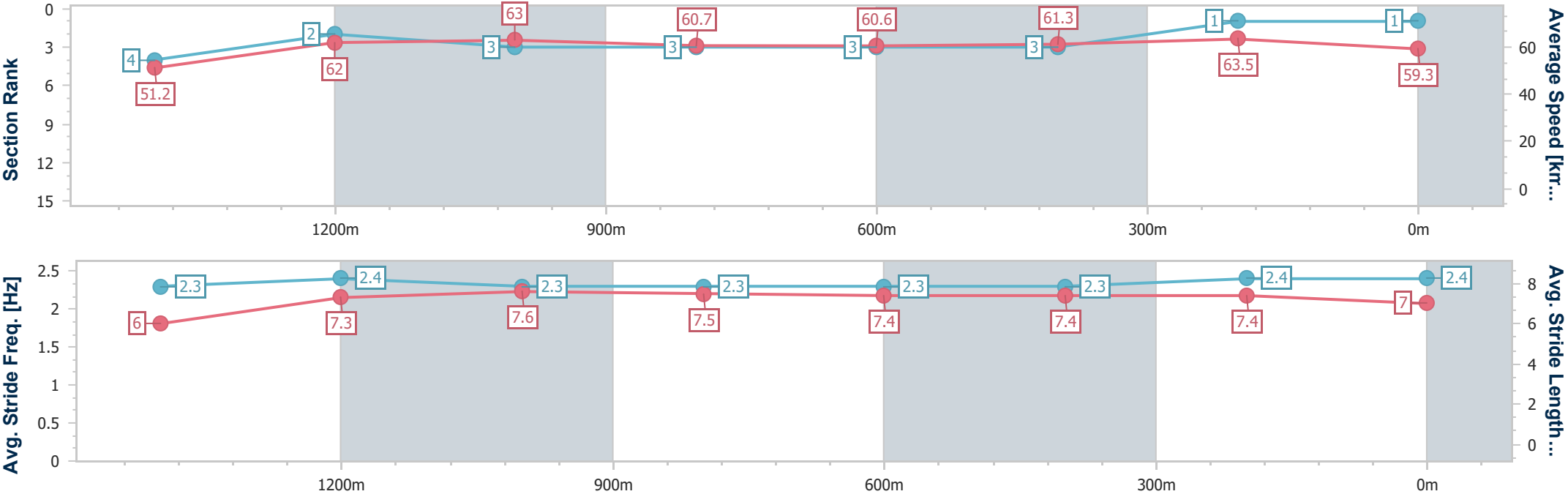
Horse/Jockey Name	New Level
Final Rank	1
Fastest Section Time (Section)	0:11.35 (400m)
Top Speed [km/h] (Section)	64.4 (400m)
Race State	Finished



Doomben QLD Professional  
Race 6: MULLINS LAWYERS Class 1 Handicap - 1650m  
12 June 2024 - 14:54  
Track Rating: Good 4, Weather: Fine, Rail Position: +9m Entire



Section	Overall	1400m	1200m	1000m	800m	600m	400m	200m					
Section Times	1:39.60 [1] (0:17.51)	1:22.09 [4] (0:11.59)	1:10.50 [2] (0:11.44)	0:59.06 [3] (0:11.91)	0:47.15 [3] (0:11.94)	0:35.21 [3] (0:11.67)	0:23.54 [3] (0:11.35)	0:12.19 [1] (0:12.19)					
Average Speed [km/h]	51.2	62.0	63.0	60.7	60.6	61.3	63.5	59.3					
Top Speed [km/h]	62.7	63.4	64.0	63.0	61.6	62.7	64.4	63.1					
Avg. Dist. to Rail [m]	1.0	0.8	1.7	1.7	0.6	0.7	1.1	1.1					
Avg. Stride Freq. [Hz]	2.3	2.4	2.3	2.3	2.3	2.3	2.4	2.4					
Avg. Stride Length [m]	6.0	7.3	7.6	7.5	7.4	7.4	7.4	7.0					





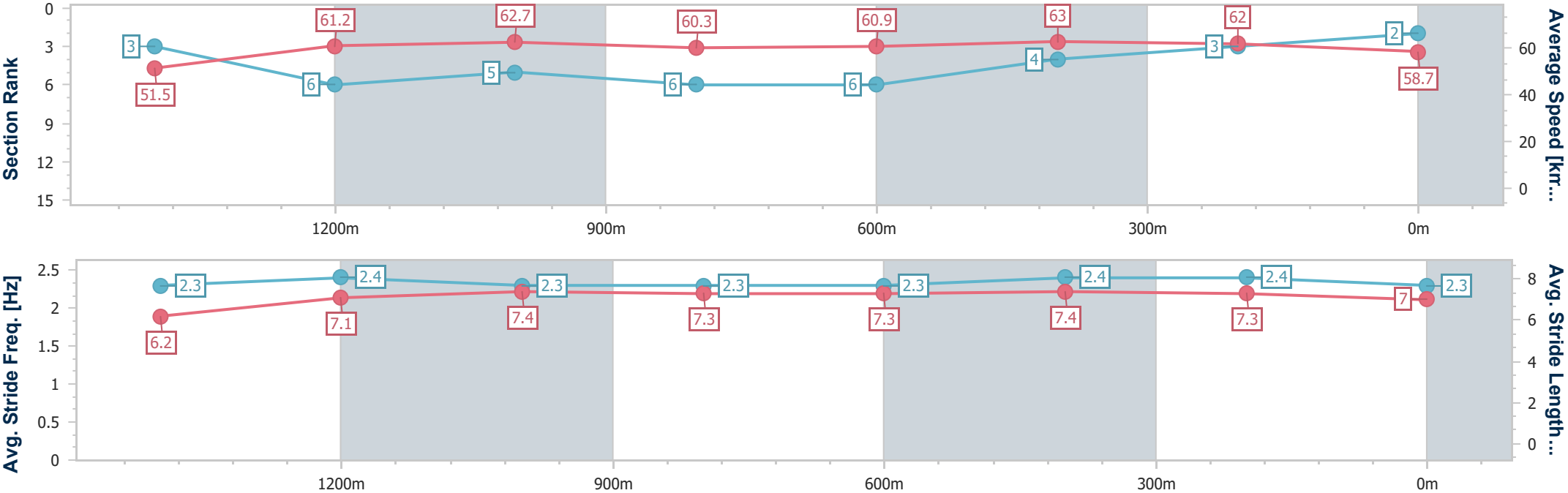
Horse/Jockey Name	Dash Dash Dash
Final Rank	2
Fastest Section Time (Section)	0:11.45 (600m)
Top Speed [km/h] (Section)	64.9 (600m)
Race State	Finished



Doomben QLD Professional  
Race 6: MULLINS LAWYERS Class 1 Handicap - 1650m  
12 June 2024 - 14:54  
Track Rating: Good 4, Weather: Fine, Rail Position: +9m Entire



Section	Overall	1400m	1200m	1000m	800m	600m	400m	200m					
Section Times	1:40.01 [2] (0:17.51)	1:22.50 [3] (0:11.81)	1:10.69 [6] (0:11.49)	0:59.20 [5] (0:11.99)	0:47.21 [6] (0:11.88)	0:35.33 [6] (0:11.45)	0:23.88 [4] (0:11.64)	0:12.24 [3] (0:12.24)					
Average Speed [km/h]	51.5	61.2	62.7	60.3	60.9	63.0	62.0	58.7					
Top Speed [km/h]	64.0	63.3	63.8	61.9	61.8	64.9	62.9	61.6					
Avg. Dist. to Rail [m]	1.2	0.8	2.1	2.0	0.9	0.6	0.9	1.2					
Avg. Stride Freq. [Hz]	2.3	2.4	2.3	2.3	2.3	2.4	2.4	2.3					
Avg. Stride Length [m]	6.2	7.1	7.4	7.3	7.3	7.4	7.3	7.0					





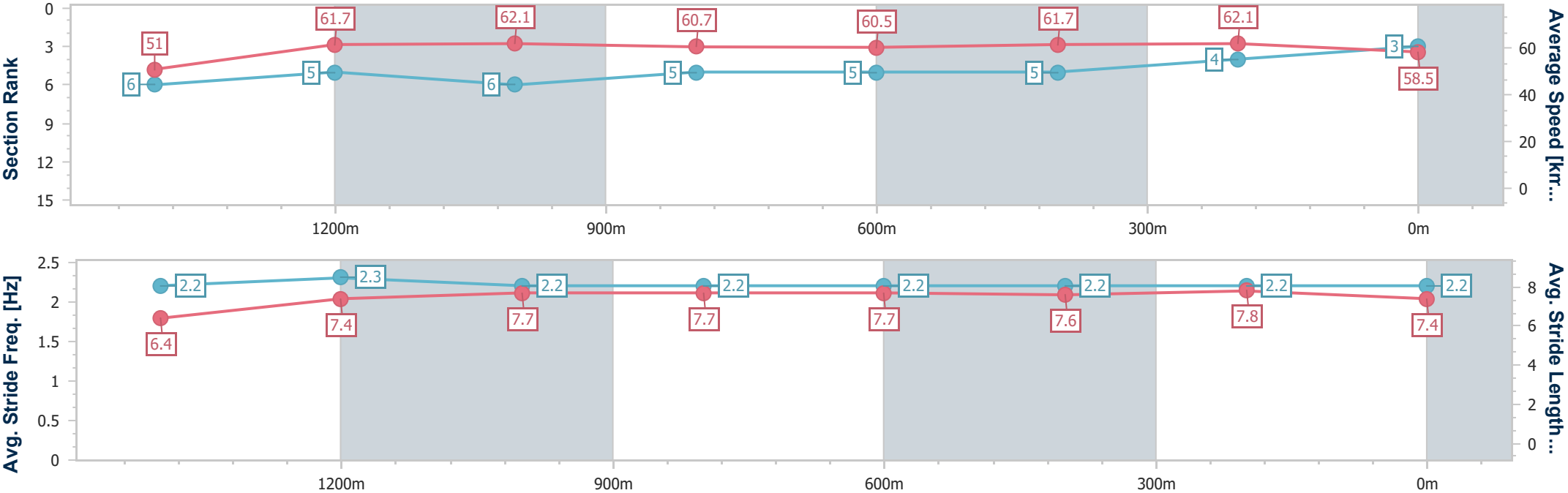
Horse/Jockey Name	Jungle Prince
Final Rank	3
Fastest Section Time (Section)	0:11.58 (1200m)
Top Speed [km/h] (Section)	64.7 (1400m)
Race State	Finished



Doomben QLD Professional  
Race 6: MULLINS LAWYERS Class 1 Handicap - 1650m  
12 June 2024 - 14:54  
Track Rating: Good 4, Weather: Fine, Rail Position: +9m Entire



Section	Overall	1400m	1200m	1000m	800m	600m	400m	200m					
Section Times	1:40.23 [3] (0:17.62)	1:22.61 [6] (0:11.67)	1:10.94 [5] (0:11.58)	0:59.36 [6] (0:11.92)	0:47.44 [5] (0:11.88)	0:35.56 [5] (0:11.66)	0:23.90 [5] (0:11.60)	0:12.30 [4] (0:12.30)					
Average Speed [km/h]	51.0	61.7	62.1	60.7	60.5	61.7	62.1	58.5					
Top Speed [km/h]	64.3	64.7	62.8	61.7	62.8	62.9	63.7	60.2					
Avg. Dist. to Rail [m]	1.4	0.2	0.6	0.8	0.3	0.3	1.2	1.5					
Avg. Stride Freq. [Hz]	2.2	2.3	2.2	2.2	2.2	2.2	2.2	2.2					
Avg. Stride Length [m]	6.4	7.4	7.7	7.7	7.7	7.6	7.8	7.4					





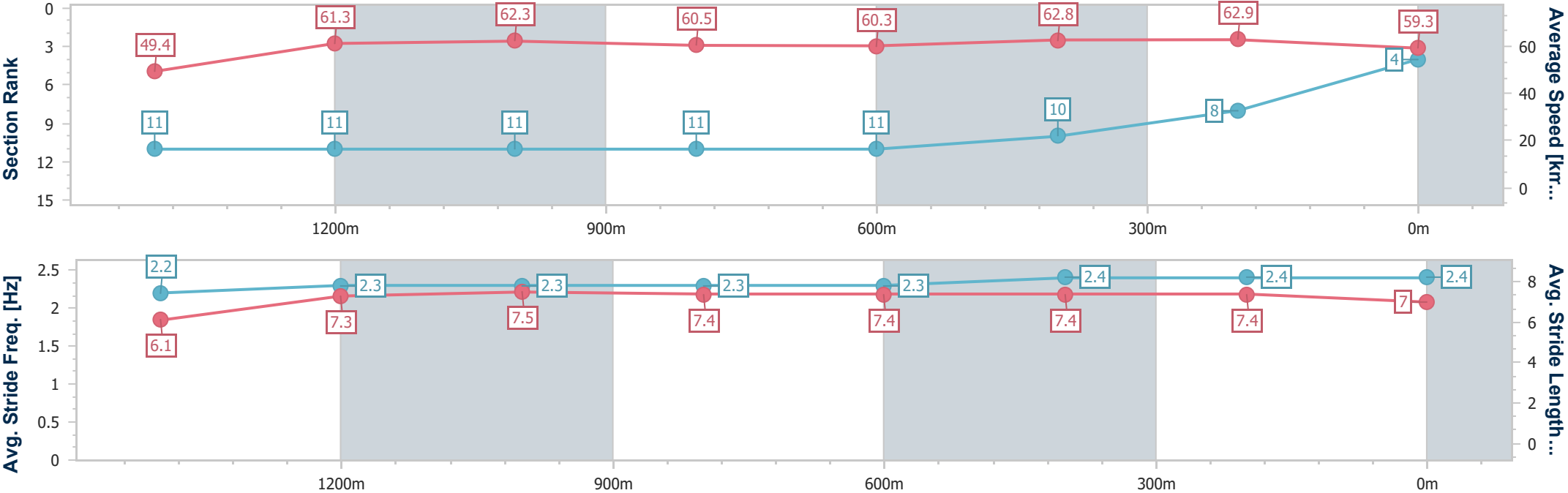
Horse/Jockey Name	Merchant Flyer
Final Rank	4
Fastest Section Time (Section)	0:11.40 (600m)
Top Speed [km/h] (Section)	64.5 (600m)
Race State	Finished



Doomben QLD Professional  
Race 6: MULLINS LAWYERS Class 1 Handicap - 1650m  
12 June 2024 - 14:54  
Track Rating: Good 4, Weather: Fine, Rail Position: +9m Entire



Section	Overall	1400m	1200m	1000m	800m	600m	400m	200m					
Section Times	1:40.24 [4] (0:18.22)	1:22.02 [11] (0:11.70)	1:10.32 [11] (0:11.59)	0:58.73 [11] (0:11.88)	0:46.85 [11] (0:11.94)	0:34.91 [11] (0:11.40)	0:23.51 [10] (0:11.40)	0:12.11 [8] (0:12.11)					
Average Speed [km/h]	49.4	61.3	62.3	60.5	60.3	62.8	62.9	59.3					
Top Speed [km/h]	61.1	63.6	63.2	62.3	61.3	64.5	64.1	62.4					
Avg. Dist. to Rail [m]	3.4	0.6	0.5	0.3	0.4	1.1	1.1	1.4					
Avg. Stride Freq. [Hz]	2.2	2.3	2.3	2.3	2.3	2.4	2.4	2.4					
Avg. Stride Length [m]	6.1	7.3	7.5	7.4	7.4	7.4	7.4	7.0					





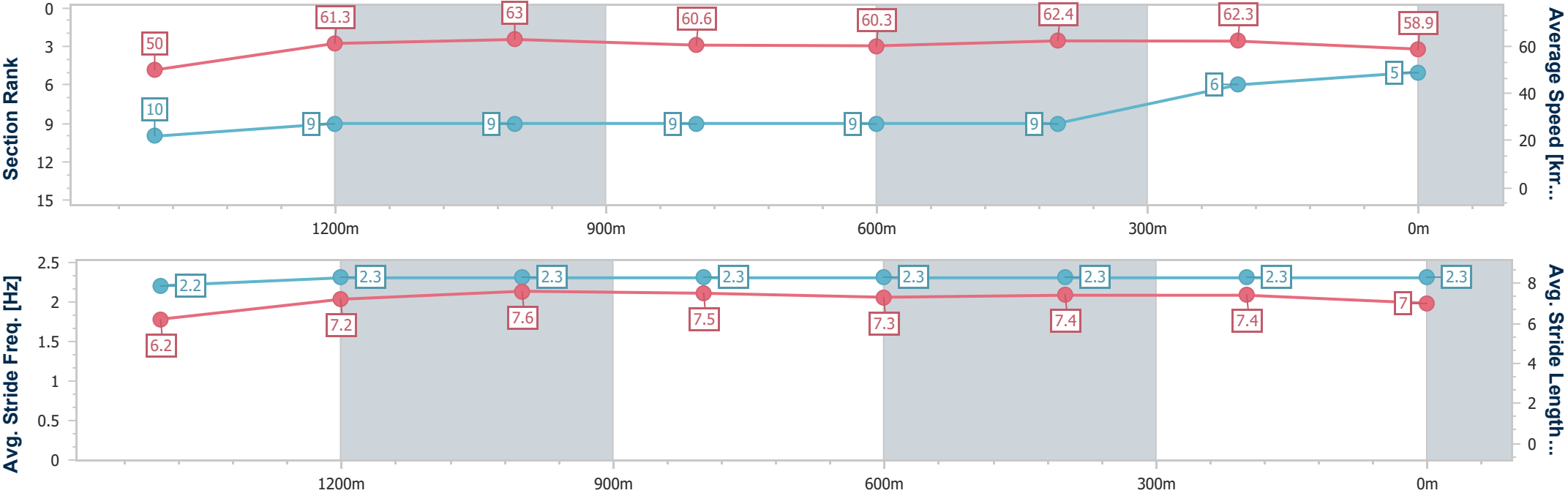
Horse/Jockey Name	Prosperina
Final Rank	5
Fastest Section Time (Section)	0:11.46 (1200m)
Top Speed [km/h] (Section)	63.9 (1200m)
Race State	Finished



Doomben QLD Professional  
Race 6: MULLINS LAWYERS Class 1 Handicap - 1650m  
12 June 2024 - 14:54  
Track Rating: Good 4, Weather: Fine, Rail Position: +9m Entire



Section	Overall	1400m	1200m	1000m	800m	600m	400m	200m					
Section Times	1:40.25 [5] (0:18.01)	1:22.24 [10] (0:11.66)	1:10.58 [9] (0:11.46)	0:59.12 [9] (0:11.89)	0:47.23 [9] (0:11.97)	0:35.26 [9] (0:11.52)	0:23.74 [9] (0:11.51)	0:12.23 [6] (0:12.23)					
Average Speed [km/h]	50.0	61.3	63.0	60.6	60.3	62.4	62.3	58.9					
Top Speed [km/h]	63.6	63.6	63.9	62.4	61.7	63.5	63.7	60.9					
Avg. Dist. to Rail [m]	2.3	0.6	1.2	0.7	0.4	0.4	1.8	2.7					
Avg. Stride Freq. [Hz]	2.2	2.3	2.3	2.3	2.3	2.3	2.3	2.3					
Avg. Stride Length [m]	6.2	7.2	7.6	7.5	7.3	7.4	7.4	7.0					





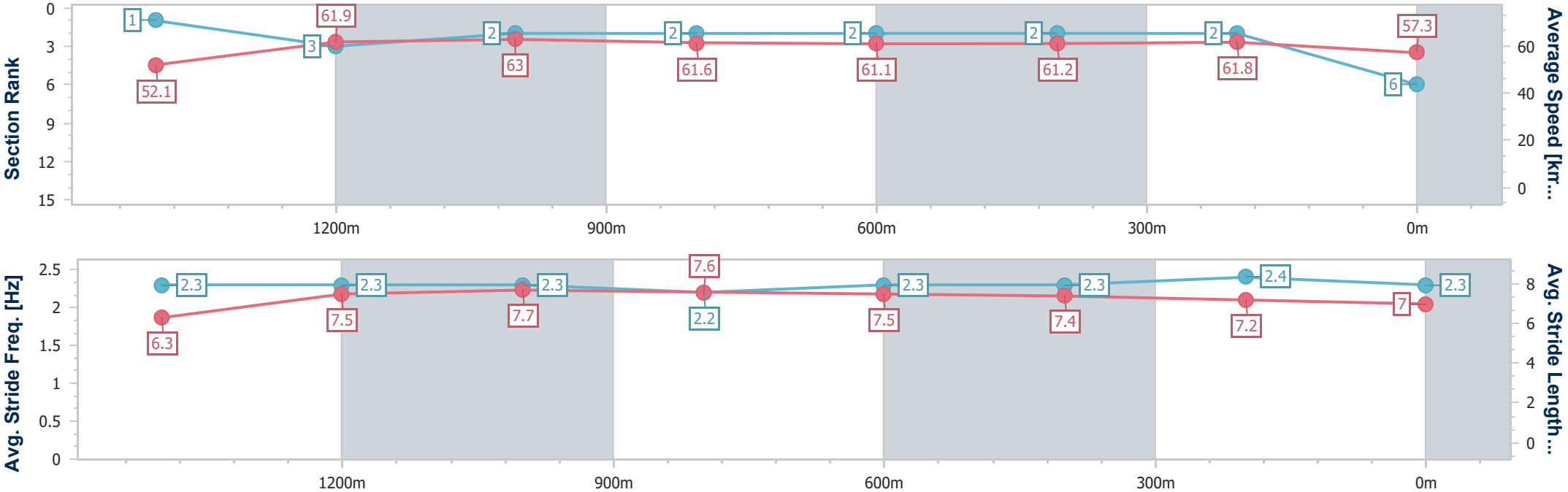
Horse/Jockey Name	Whisky Train
Final Rank	6
Fastest Section Time (Section)	0:11.41 (1200m)
Top Speed [km/h] (Section)	64.0 (1200m)
Race State	Finished



Doomben QLD Professional  
Race 6: MULLINS LAWYERS Class 1 Handicap - 1650m  
12 June 2024 - 14:54  
Track Rating: Good 4, Weather: Fine, Rail Position: +9m Entire



Section	Overall	1400m	1200m	1000m	800m	600m	400m	200m					
Section Times	1:40.26 [6] (0:17.32)	1:22.94 [1] (0:11.80)	1:11.14 [3] (0:11.41)	0:59.73 [2] (0:11.77)	0:47.96 [2] (0:11.93)	0:36.03 [2] (0:11.81)	0:24.22 [2] (0:11.67)	0:12.55 [2] (0:12.55)					
Average Speed [km/h]	52.1	61.9	63.0	61.6	61.1	61.2	61.8	57.3					
Top Speed [km/h]	62.8	63.6	64.0	62.5	62.1	62.2	63.3	60.3					
Avg. Dist. to Rail [m]	4.3	2.5	3.1	2.3	2.4	1.4	0.5	0.4					
Avg. Stride Freq. [Hz]	2.3	2.3	2.3	2.2	2.3	2.3	2.4	2.3					
Avg. Stride Length [m]	6.3	7.5	7.7	7.6	7.5	7.4	7.2	7.0					







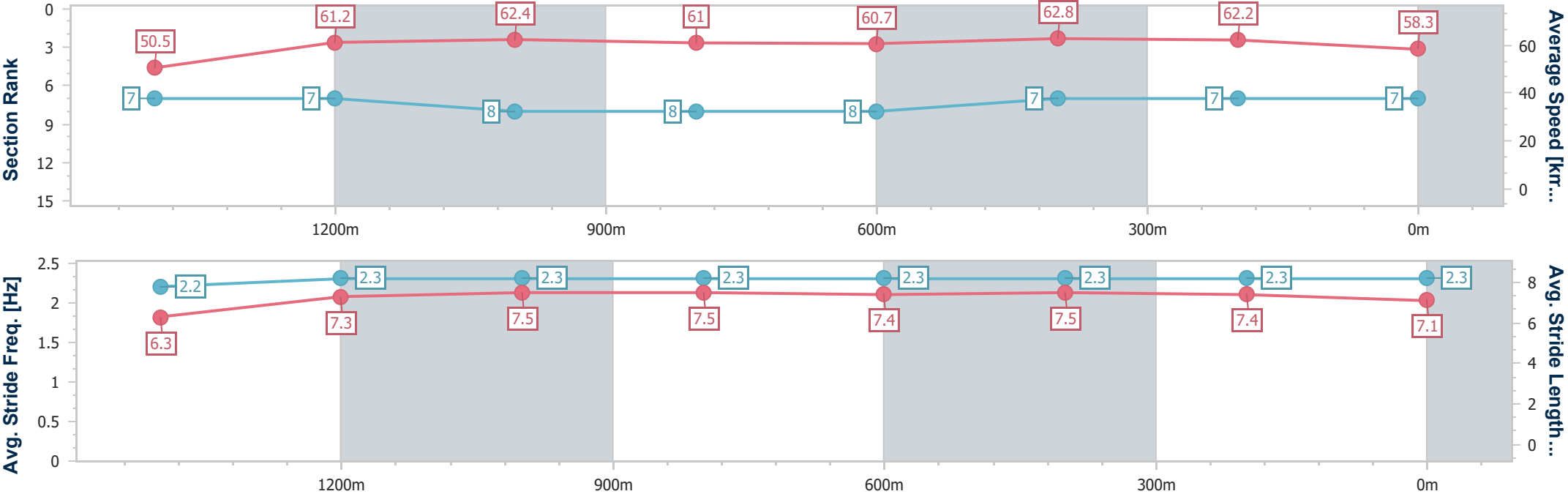
Horse/Jockey Name	Cool Music
Final Rank	7
Fastest Section Time (Section)	0:11.55 (1200m)
Top Speed [km/h] (Section)	63.6 (600m)
Race State	Finished



Doomben QLD Professional  
Race 6: MULLINS LAWYERS Class 1 Handicap - 1650m  
12 June 2024 - 14:54  
Track Rating: Good 4, Weather: Fine, Rail Position: +9m Entire



Section	Overall	1400m	1200m	1000m	800m	600m	400m	200m					
Section Times	1:40.37 [7] (0:17.79)	1:22.58 [7] (0:11.73)	1:10.85 [7] (0:11.55)	0:59.30 [8] (0:11.91)	0:47.39 [8] (0:11.90)	0:35.49 [8] (0:11.55)	0:23.94 [7] (0:11.60)	0:12.34 [7] (0:12.34)					
Average Speed [km/h]	50.5	61.2	62.4	61.0	60.7	62.8	62.2	58.3					
Top Speed [km/h]	62.4	63.3	63.5	62.5	62.3	63.6	63.0	60.8					
Avg. Dist. to Rail [m]	0.5	0.2	0.7	1.4	1.8	1.2	2.8	2.7					
Avg. Stride Freq. [Hz]	2.2	2.3	2.3	2.3	2.3	2.3	2.3	2.3					
Avg. Stride Length [m]	6.3	7.3	7.5	7.5	7.4	7.5	7.4	7.1					





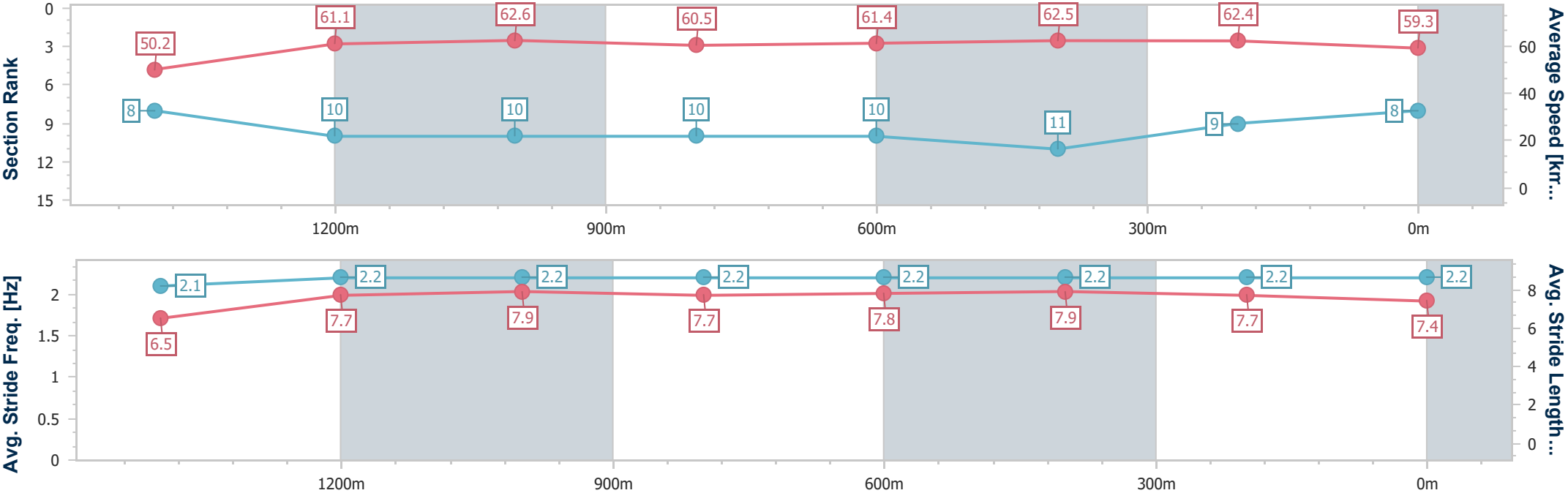
Horse/Jockey Name	Already Better
Final Rank	8
Fastest Section Time (Section)	0:11.52 (1200m)
Top Speed [km/h] (Section)	64.5 (400m)
Race State	Finished



Doomben QLD Professional  
Race 6: MULLINS LAWYERS Class 1 Handicap - 1650m  
12 June 2024 - 14:54  
Track Rating: Good 4, Weather: Fine, Rail Position: +9m Entire



Section	Overall	1400m	1200m	1000m	800m	600m	400m	200m					
Section Times	1:40.43 [8] (0:17.90)	1:22.53 [8] (0:11.85)	1:10.68 [10] (0:11.52)	0:59.16 [10] (0:11.99)	0:47.17 [10] (0:11.82)	0:35.35 [10] (0:11.66)	0:23.69 [11] (0:11.53)	0:12.16 [9] (0:12.16)					
Average Speed [km/h]	50.2	61.1	62.6	60.5	61.4	62.5	62.4	59.3					
Top Speed [km/h]	61.4	63.3	63.6	61.9	63.8	63.8	64.5	63.4					
Avg. Dist. to Rail [m]	1.1	1.1	2.3	2.4	2.0	1.4	2.2	5.7					
Avg. Stride Freq. [Hz]	2.1	2.2	2.2	2.2	2.2	2.2	2.2	2.2					
Avg. Stride Length [m]	6.5	7.7	7.9	7.7	7.8	7.9	7.7	7.4					





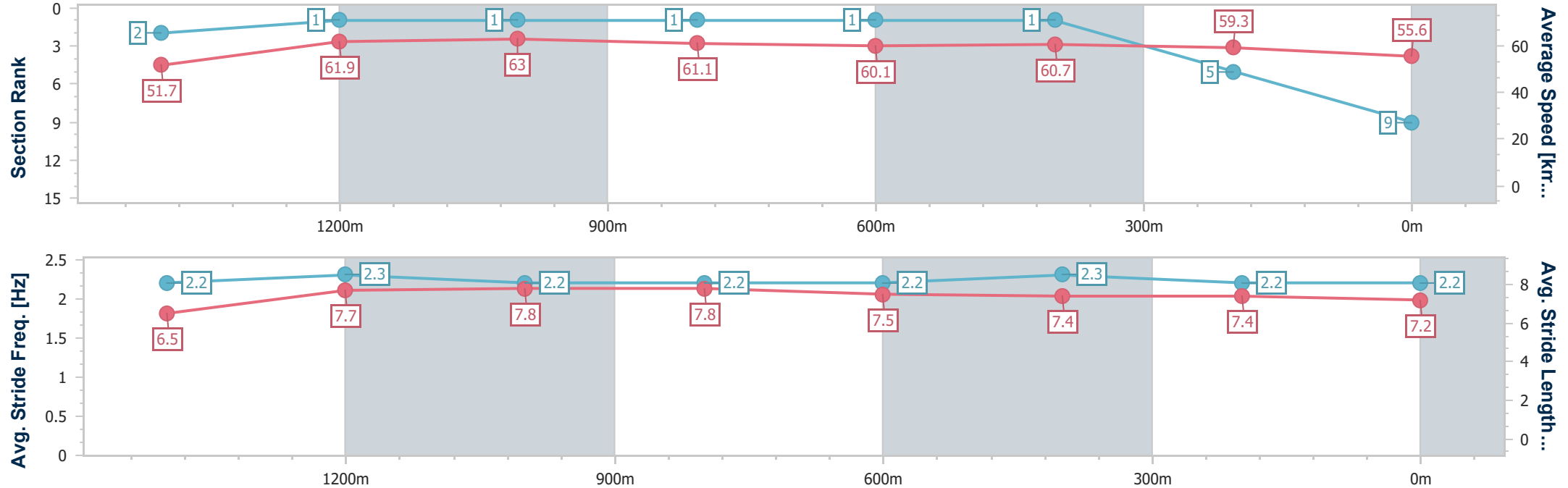
Horse/Jockey Name	Von Bee
Final Rank	9
Fastest Section Time (Section)	0:11.42 (1200m)
Top Speed [km/h] (Section)	64.2 (1200m)
Race State	Finished



Doomben QLD Professional  
Race 6: MULLINS LAWYERS Class 1 Handicap - 1650m  
12 June 2024 - 14:54  
Track Rating: Good 4, Weather: Fine, Rail Position: +9m Entire



Section	Overall	1400m	1200m	1000m	800m	600m	400m	200m					
Section Times	1:40.91 [9] (0:17.34)	1:23.57 [2] (0:11.56)	1:12.01 [1] (0:11.42)	1:00.59 [1] (0:11.78)	0:48.81 [1] (0:11.94)	0:36.87 [1] (0:11.82)	0:25.05 [1] (0:12.08)	0:12.97 [5] (0:12.97)					
Average Speed [km/h]	51.7	61.9	63.0	61.1	60.1	60.7	59.3	55.6					
Top Speed [km/h]	61.9	62.7	64.2	62.1	60.9	61.2	61.1	58.3					
Avg. Dist. to Rail [m]	0.8	0.9	0.1	0.5	0.3	0.8	0.9	0.5					
Avg. Stride Freq. [Hz]	2.2	2.3	2.2	2.2	2.2	2.3	2.2	2.2					
Avg. Stride Length [m]	6.5	7.7	7.8	7.8	7.5	7.4	7.4	7.2					





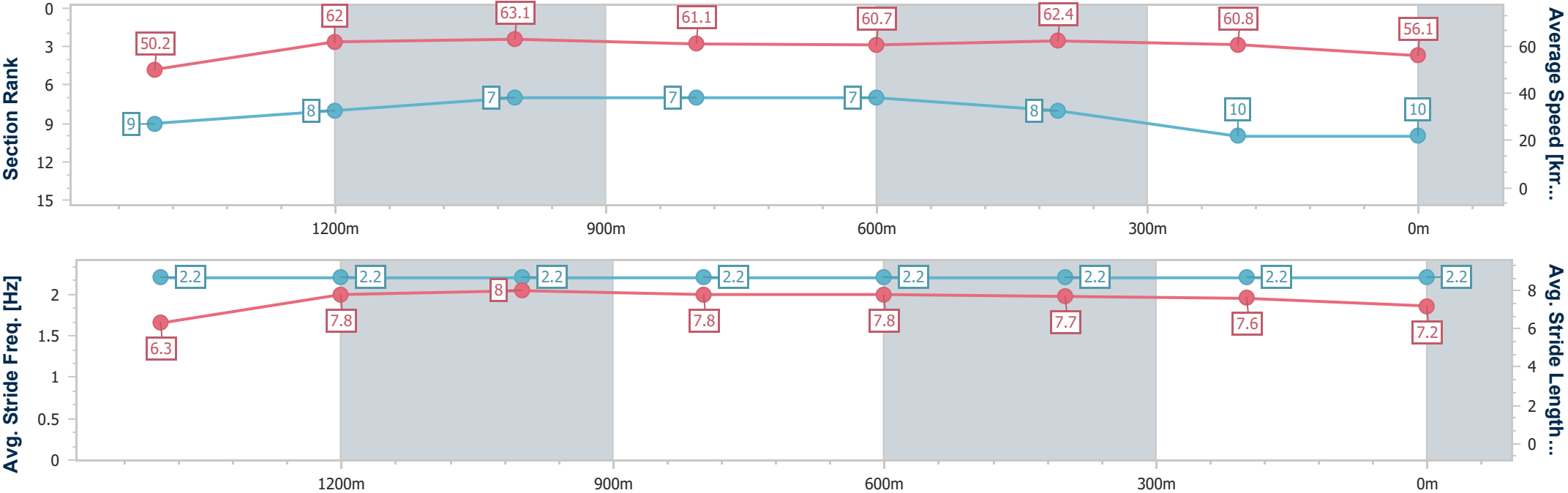
Horse/Jockey Name	A Dime Approach
Final Rank	10
Fastest Section Time (Section)	0:11.43 (1200m)
Top Speed [km/h] (Section)	64.5 (1200m)
Race State	Finished



Doomben QLD Professional  
Race 6: MULLINS LAWYERS Class 1 Handicap - 1650m  
12 June 2024 - 14:54  
Track Rating: Good 4, Weather: Fine, Rail Position: +9m Entire



Section	Overall	1400m	1200m	1000m	800m	600m	400m	200m					
Section Times	1:41.24 [10] (0:17.95)	1:23.29 [9] (0:11.65)	1:11.64 [8] (0:11.43)	1:00.21 [7] (0:11.88)	0:48.33 [7] (0:11.93)	0:36.40 [7] (0:11.65)	0:24.75 [8] (0:11.86)	0:12.89 [10] (0:12.89)					
Average Speed [km/h]	50.2	62.0	63.1	61.1	60.7	62.4	60.8	56.1					
Top Speed [km/h]	64.1	63.8	64.5	62.0	63.2	63.4	62.0	58.2					
Avg. Dist. to Rail [m]	1.2	0.7	2.2	2.2	1.8	1.3	2.8	3.7					
Avg. Stride Freq. [Hz]	2.2	2.2	2.2	2.2	2.2	2.2	2.2	2.2					
Avg. Stride Length [m]	6.3	7.8	8.0	7.8	7.8	7.7	7.6	7.2					





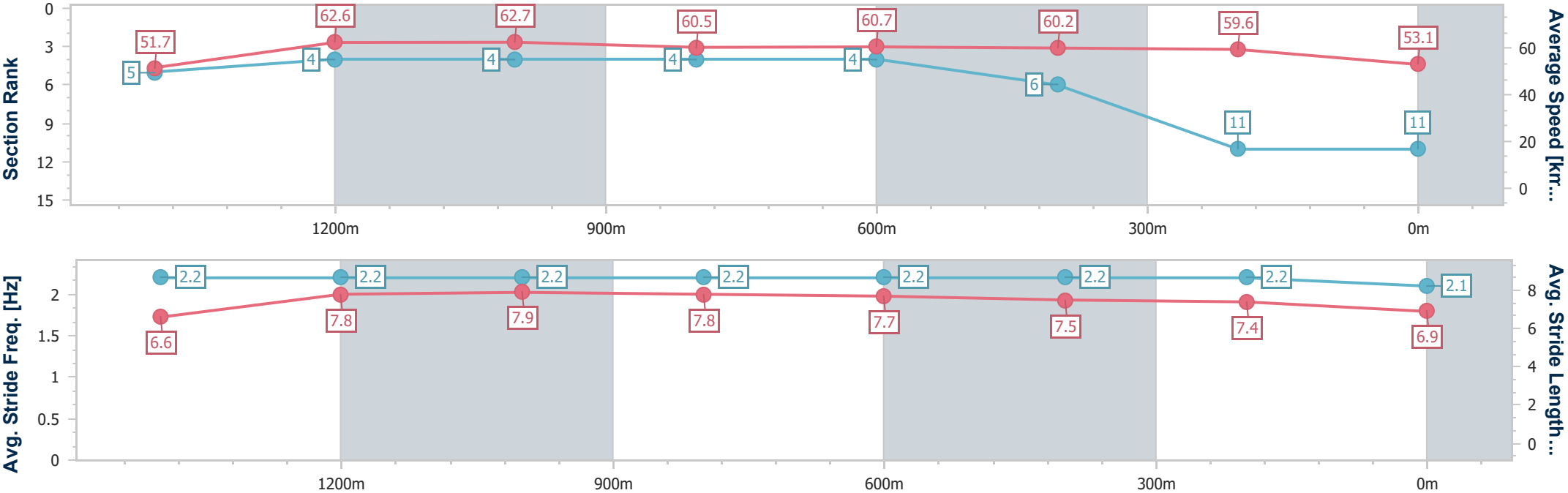
Horse/Jockey Name	Around The Buoy
Final Rank	11
Fastest Section Time (Section)	0:11.48 (1200m)
Top Speed [km/h] (Section)	64.7 (1200m)
Race State	Finished



Doomben QLD Professional  
Race 6: MULLINS LAWYERS Class 1 Handicap - 1650m  
12 June 2024 - 14:54  
Track Rating: Good 4, Weather: Fine, Rail Position: +9m Entire



Section	Overall	1400m	1200m	1000m	800m	600m	400m	200m					
Section Times	1:42.03 [11] (0:17.52)	1:24.51 [5] (0:11.63)	1:12.88 [4] (0:11.48)	1:01.40 [4] (0:11.92)	0:49.48 [4] (0:11.90)	0:37.58 [4] (0:11.97)	0:25.61 [6] (0:12.06)	0:13.55 [11] (0:13.55)					
Average Speed [km/h]	51.7	62.6	62.7	60.5	60.7	60.2	59.6	53.1					
Top Speed [km/h]	64.0	64.0	64.7	62.5	61.1	60.9	60.8	57.2					
Avg. Dist. to Rail [m]	3.5	1.9	2.0	1.2	0.9	0.6	0.7	0.9					
Avg. Stride Freq. [Hz]	2.2	2.2	2.2	2.2	2.2	2.2	2.2	2.1					
Avg. Stride Length [m]	6.6	7.8	7.9	7.8	7.7	7.5	7.4	6.9					





## Doomben QLD Professional

### Race 7: WORLD POOL ON 15 JUNE Class 6 Handicap - 1650m

12 June 2024 - 15:29



BRISBANE  
RACING CLUB

Track Rating: Good 4, Weather: Fine, Rail Position: +9m Entire

Section					Overall		1400m	1200m	1000m	800m	600m	400m	Last 600m		
Field Times					1:37.89 (0:16.20)		1:21.69 (0:11.21)	1:10.48 (0:11.32)	0:59.16 (0:11.71)	0:47.45 (0:11.96)	0:35.49 (0:11.39)	0:24.10 (0:11.52)	0:35.49		
Rank	TAB	Horse/Jockey	Barrier	Top Speed [km/h]	Fastest Section										Distance Travelled [m]
1	10	THIS'LLBETHEONE	14	66.6	0:11.20	1:37.89 [1]	1:21.60 [2]	1:10.40 [2]	0:59.16 [1]	0:47.45 [1]	0:35.49 [1]	0:24.10 [1]	0:35.49		
		Bailey Wheeler		Overall	1400m	(0:16.29)	(0:11.20)	(0:11.24)	(0:11.71)	(0:11.96)	(0:11.39)	(0:11.52)			
2	7	CINQUE TORRI	12	66.4	0:11.21	1:37.98 [2]	1:21.78 [1]	1:10.57 [1]	0:59.23 [2]	0:47.46 [2]	0:35.50 [2]	0:24.17 [2]	0:35.50		
		Kyle Wilson-Taylor		Overall	1400m	(0:16.20)	(0:11.21)	(0:11.34)	(0:11.77)	(0:11.96)	(0:11.33)	(0:11.55)			
3	8	GOLDEEL	10	66.5	0:11.13	1:38.19 [3]	1:21.69 [4]	1:10.43 [3]	0:59.30 [3]	0:47.54 [3]	0:35.52 [3]	0:24.11 [3]	0:35.52		
		Michael Rodd		Overall	1200m	(0:16.50)	(0:11.26)	(0:11.13)	(0:11.76)	(0:12.02)	(0:11.41)	(0:11.69)			
4	1	HYPE	15	66.4	0:11.30	1:38.27 [4]	1:21.49 [9]	1:09.96 [11]	0:58.66 [11]	0:47.02 [11]	0:35.20 [10]	0:23.79 [7]	0:35.20		
		Ryan Maloney		Overall	1200m	(0:16.78)	(0:11.53)	(0:11.30)	(0:11.64)	(0:11.82)	(0:11.41)	(0:11.48)			
5	5	POETIC DRAMA	3	66.0	0:11.16	1:38.27 [5]	1:21.73 [5]	1:10.37 [5]	0:59.21 [5]	0:47.47 [5]	0:35.44 [7]	0:23.74 [8]	0:35.44		
		Cejay Graham		1200m	1200m	(0:16.54)	(0:11.36)	(0:11.16)	(0:11.74)	(0:12.03)	(0:11.70)	(0:11.58)			
6	6	RISING PACIFIC	1	65.0	0:11.18	1:38.28 [6]	1:21.45 [10]	1:10.11 [9]	0:58.93 [9]	0:47.19 [9]	0:35.23 [9]	0:23.66 [10]	0:35.23		
		James Orman		Overall	1200m	(0:16.83)	(0:11.34)	(0:11.18)	(0:11.74)	(0:11.96)	(0:11.57)	(0:11.64)			
6	11	SEBRING GIRL	6	67.2	0:11.13	1:38.28 [6]	1:21.56 [6]	1:10.26 [7]	0:59.13 [6]	0:47.44 [6]	0:35.48 [6]	0:23.85 [5]	0:35.48		
		Nikita Beriman		1200m	1200m	(0:16.72)	(0:11.30)	(0:11.13)	(0:11.69)	(0:11.96)	(0:11.63)	(0:11.55)			
8	3	BETTCHA THE CROWN	4	66.6	0:11.10	1:38.45 [8]	1:21.35 [11]	1:10.25 [10]	0:58.99 [10]	0:47.29 [10]	0:35.30 [11]	0:23.73 [11]	0:35.30		
		Justin Huxtable		1400m	1400m	(0:17.10)	(0:11.10)	(0:11.26)	(0:11.70)	(0:11.99)	(0:11.57)	(0:11.63)			
9	13	TWIGMAN	5	65.7	0:11.22	1:38.57 [9]	1:21.79 [8]	1:10.57 [6]	0:59.30 [7]	0:47.60 [7]	0:35.65 [8]	0:24.00 [9]	0:35.65		
		Andrew Mallyon		1400m	1400m	(0:16.78)	(0:11.22)	(0:11.27)	(0:11.70)	(0:11.95)	(0:11.65)	(0:11.58)			
10	12	GRECIAN LASS	9	65.7	0:11.20	1:38.96 [10]	1:22.51 [3]	1:11.19 [4]	0:59.99 [4]	0:48.21 [4]	0:36.29 [4]	0:24.55 [4]	0:36.29		
		Tahlia Fenlon		Overall	1200m	(0:16.45)	(0:11.32)	(0:11.20)	(0:11.78)	(0:11.92)	(0:11.74)	(0:11.68)			

Scratched: Hector De Maris (#9), Fifth Position (#4), Coup De Tonnerre (#15), Start Strutting (#16), Spill The Secret (#17), Sizzling Gal (#14)

Report Created: Wed 12 June 2024 15:54 GMT+10 (Note: Timing is based on position data)

Page 1/15

[ ] Ranking at each section and finish  
-:-:- No data available at this section  
NA No data available

SCN Saddle cloth number  
DNF Did not finish  
DNT Did not track

data processed by  TRIPLES DATA



**Doomben QLD Professional**  
**Race 7: WORLD POOL ON 15 JUNE Class 6 Handicap - 1650m**  
**12 June 2024 - 15:29**



Track Rating: Good 4, Weather: Fine, Rail Position: +9m Entire

Section						Overall	1400m	1200m	1000m	800m	600m	400m	Last 600m		
Field Times						1:37.89 (0:16.20)	1:21.69 (0:11.21)	1:10.48 (0:11.32)	0:59.16 (0:11.71)	0:47.45 (0:11.96)	0:35.49 (0:11.39)	0:24.10 (0:11.52)	0:35.49		
Rank	TAB	Horse/Jockey	Barrier	Top Speed [km/h]	Fastest Section										Distance Travelled [m]
11	2	ROGUE BEAR	8	66.6	0:11.17	1:39.73 [11]	1:22.98 [7]	1:11.56 [8]	1:00.39 [8]	0:48.73 [8]	0:36.93 [5]	0:25.29 [6]	0:36.93	+13	
		Craig Williams		1200m	1200m	(0:16.75)	(0:11.42)	(0:11.17)	(0:11.66)	(0:11.80)	(0:11.64)	(0:11.98)			

Scratched: Hector De Maris (#9), Fifth Position (#4), Coup De Tonnerre (#15), Start Strutting (#16), Spill The Secret (#17), Sizzling Gal (#14)



**Doomben QLD Professional**  
**Race 7: WORLD POOL ON 15 JUNE Class 6 Handicap - 1650m**  
**12 June 2024 - 15:29**



Track Rating: Good 4, Weather: Fine, Rail Position: +9m Entire

Section Field Times				200m 0:12.58 (0:12.58)		Last 600m 0:35.49			
Rank	TAB	Horse/Jockey	Barrier	Top Speed [km/h]	Fastest Section	Margin			Distance Travelled [m]
1	10	THIS'LLBETHEONE	14	66.6	0:11.20	0:12.58 [1]	1:37.89		0:35.49
		Bailey Wheeler		Overall	1400m	(0:12.58)			
2	7	CINQUE TORRI	12	66.4	0:11.21	0:12.62 [2]	0.52L		0:35.50 +0
		Kyle Wilson-Taylor		Overall	1400m	(0:12.62)			
3	8	GOLDEEL	10	66.5	0:11.13	0:12.42 [3]	1.76L		0:35.52 +9
		Michael Rodd		Overall	1200m	(0:12.42)			
4	1	HYPE	15	66.4	0:11.30	0:12.31 [4]	2.19L		0:35.20 +12
		Ryan Maloney		Overall	1200m	(0:12.31)			
5	5	POETIC DRAMA	3	66.0	0:11.16	0:12.16 [7]	2.2L		0:35.44 +0
		Cejay Graham		1200m	1200m	(0:12.16)			
6	6	RISING PACIFIC	1	65.0	0:11.18	0:12.02 [9]	2.3L		0:35.23 +0
		James Orman		Overall	1200m	(0:12.02)			
6	11	SEBRING GIRL	6	67.2	0:11.13	0:12.30 [5]	2.3L		0:35.48 +14
		Nikita Beriman		1200m	1200m	(0:12.30)			
8	3	BETTCHA THE CROWN	4	66.6	0:11.10	0:12.10 [10]	3.27L		0:35.30 +5
		Justin Huxtable		1400m	1400m	(0:12.10)			
9	13	TWIGMAN	5	65.7	0:11.22	0:12.42 [8]	3.96L		0:35.65 +2
		Andrew Mallyon		1400m	1400m	(0:12.42)			
10	12	GRECIAN LASS	9	65.7	0:11.20	0:12.87 [6]	6.28L		0:36.29 +6
		Tahlia Fenlon		Overall	1200m	(0:12.87)			

Scratched: Hector De Maris (#9), Fifth Position (#4), Coup De Tonnerre (#15), Start Strutting (#16), Spill The Secret (#17), Sizzling Gal (#14)





**Doomben QLD Professional**  
**Race 7: WORLD POOL ON 15 JUNE Class 6 Handicap - 1650m**  
**12 June 2024 - 15:29**



Track Rating: Good 4, Weather: Fine, Rail Position: +9m Entire

Section						200m		Last 600m	
Field Times						0:12.58 (0:12.58)		0:35.49	
Rank	TAB	Horse/Jockey	Barrier	Top Speed [km/h]	Fastest Section	Margin		Distance Travelled [m]	
11	2	ROGUE BEAR	8	66.6	0:11.17	0:13.31 [11]	10.82L	0:36.93	+13
		Craig Williams		1200m	1200m	(0:13.31)			

Scratched: Hector De Maris (#9), Fifth Position (#4), Coup De Tonnerre (#15), Start Strutting (#16), Spill The Secret (#17), Sizzling Gal (#14)



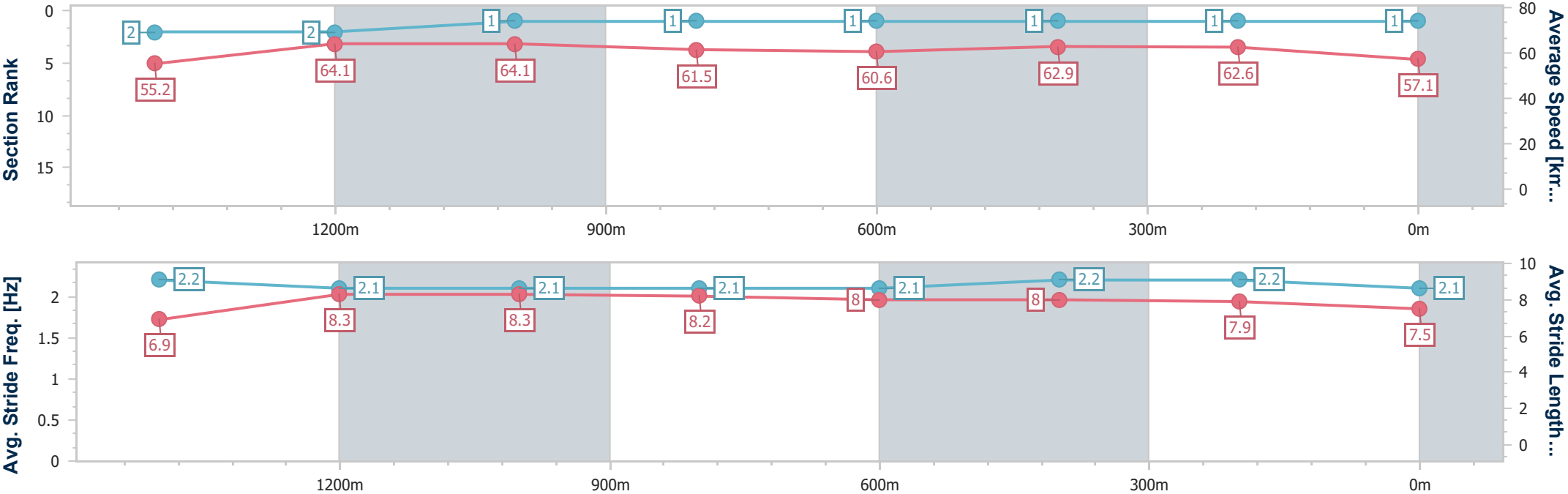
Horse/Jockey Name	This'llbetheone
Final Rank	1
Fastest Section Time (Section)	0:11.20 (1400m)
Top Speed [km/h] (Section)	66.6 (Overall)
Race State	Finished



Doomben QLD Professional  
Race 7: WORLD POOL ON 15 JUNE Class 6 Handicap - 1650m  
12 June 2024 - 15:29  
Track Rating: Good 4, Weather: Fine, Rail Position: +9m Entire



Section	Overall	1400m	1200m	1000m	800m	600m	400m	200m					
Section Times	1:37.89 [1] (0:16.29)	1:21.60 [2] (0:11.20)	1:10.40 [2] (0:11.24)	0:59.16 [1] (0:11.71)	0:47.45 [1] (0:11.96)	0:35.49 [1] (0:11.39)	0:24.10 [1] (0:11.52)	0:12.58 [1] (0:12.58)					
Average Speed [km/h]	55.2	64.1	64.1	61.5	60.6	62.9	62.6	57.1					
Top Speed [km/h]	66.6	64.8	64.9	63.2	61.9	64.0	63.2	60.5					
Avg. Dist. to Rail [m]	3.2	0.4	0.2	0.3	0.5	0.3	1.1	2.1					
Avg. Stride Freq. [Hz]	2.2	2.1	2.1	2.1	2.1	2.2	2.2	2.1					
Avg. Stride Length [m]	6.9	8.3	8.3	8.2	8.0	8.0	7.9	7.5					





Horse/Jockey Name	Cinque Torri
Final Rank	2
Fastest Section Time (Section)	0:11.21 (1400m)
Top Speed [km/h] (Section)	66.4 (Overall)
Race State	Finished

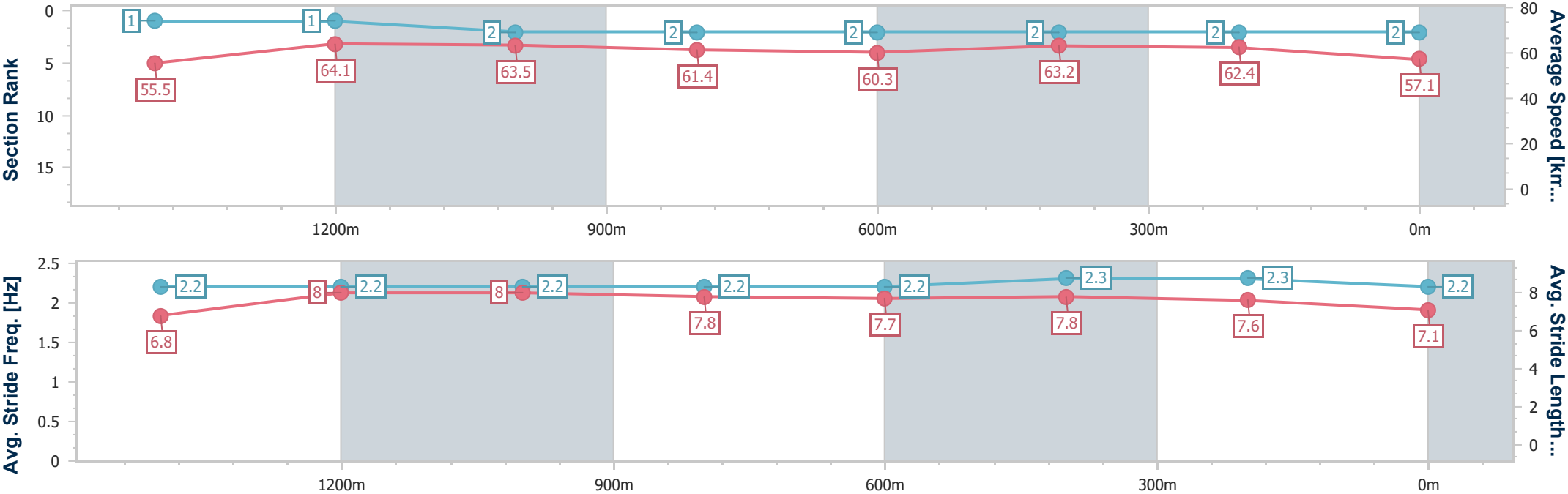


Doomben QLD Professional  
Race 7: WORLD POOL ON 15 JUNE Class 6 Handicap - 1650m  
12 June 2024 - 15:29  
Track Rating: Good 4, Weather: Fine, Rail Position: +9m Entire



BRISBANE  
RACING CLUB

Section	Overall	1400m	1200m	1000m	800m	600m	400m	200m					
Section Times	1:37.98 [2] (0:16.20)	1:21.78 [1] (0:11.21)	1:10.57 [1] (0:11.34)	0:59.23 [2] (0:11.77)	0:47.46 [2] (0:11.96)	0:35.50 [2] (0:11.33)	0:24.17 [2] (0:11.55)	0:12.62 [2] (0:12.62)					
Average Speed [km/h]	55.5	64.1	63.5	61.4	60.3	63.2	62.4	57.1					
Top Speed [km/h]	66.4	65.5	64.8	63.8	62.4	63.8	63.4	60.3					
Avg. Dist. to Rail [m]	1.9	0.4	0.8	1.0	0.3	1.2	0.4	0.3					
Avg. Stride Freq. [Hz]	2.2	2.2	2.2	2.2	2.2	2.3	2.3	2.2					
Avg. Stride Length [m]	6.8	8.0	8.0	7.8	7.7	7.8	7.6	7.1					





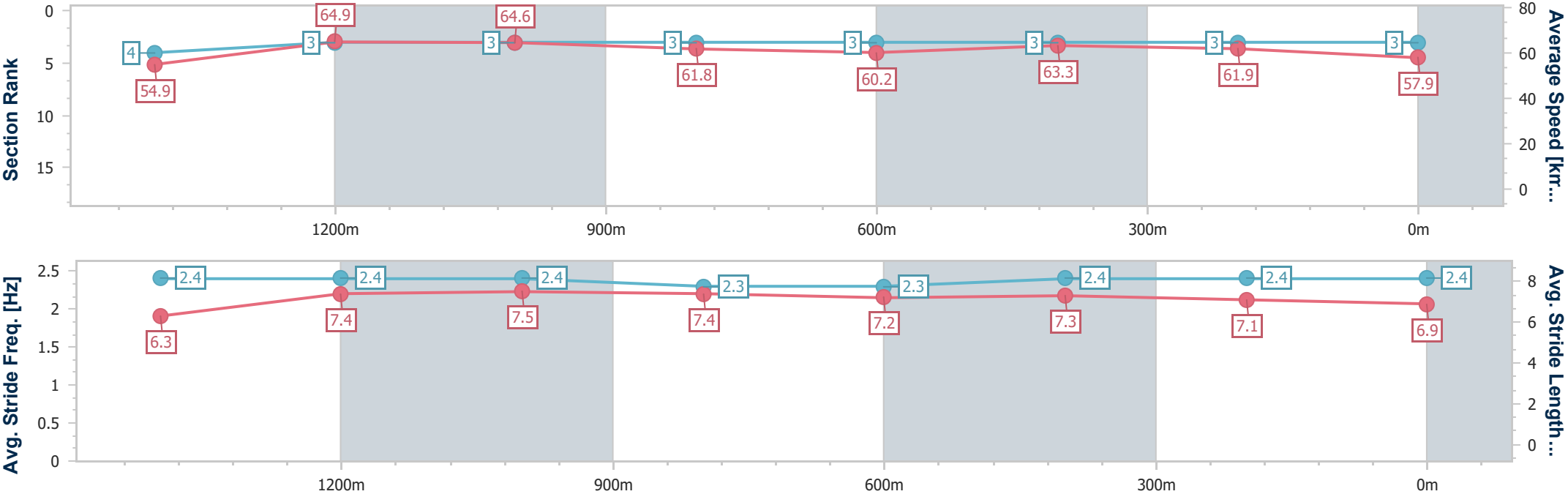
Horse/Jockey Name	Goldeel
Final Rank	3
Fastest Section Time (Section)	0:11.13 (1200m)
Top Speed [km/h] (Section)	66.5 (Overall)
Race State	Finished



Doomben QLD Professional  
Race 7: WORLD POOL ON 15 JUNE Class 6 Handicap - 1650m  
12 June 2024 - 15:29  
Track Rating: Good 4, Weather: Fine, Rail Position: +9m Entire



Section	Overall	1400m	1200m	1000m	800m	600m	400m	200m					
Section Times	1:38.19 [3] (0:16.50)	1:21.69 [4] (0:11.26)	1:10.43 [3] (0:11.13)	0:59.30 [3] (0:11.76)	0:47.54 [3] (0:12.02)	0:35.52 [3] (0:11.41)	0:24.11 [3] (0:11.69)	0:12.42 [3] (0:12.42)					
Average Speed [km/h]	54.9	64.9	64.6	61.8	60.2	63.3	61.9	57.9					
Top Speed [km/h]	66.5	65.5	65.6	64.0	62.7	63.9	63.6	60.0					
Avg. Dist. to Rail [m]	2.9	2.7	4.0	2.7	1.3	0.4	3.7	5.9					
Avg. Stride Freq. [Hz]	2.4	2.4	2.4	2.3	2.3	2.4	2.4	2.4					
Avg. Stride Length [m]	6.3	7.4	7.5	7.4	7.2	7.3	7.1	6.9					





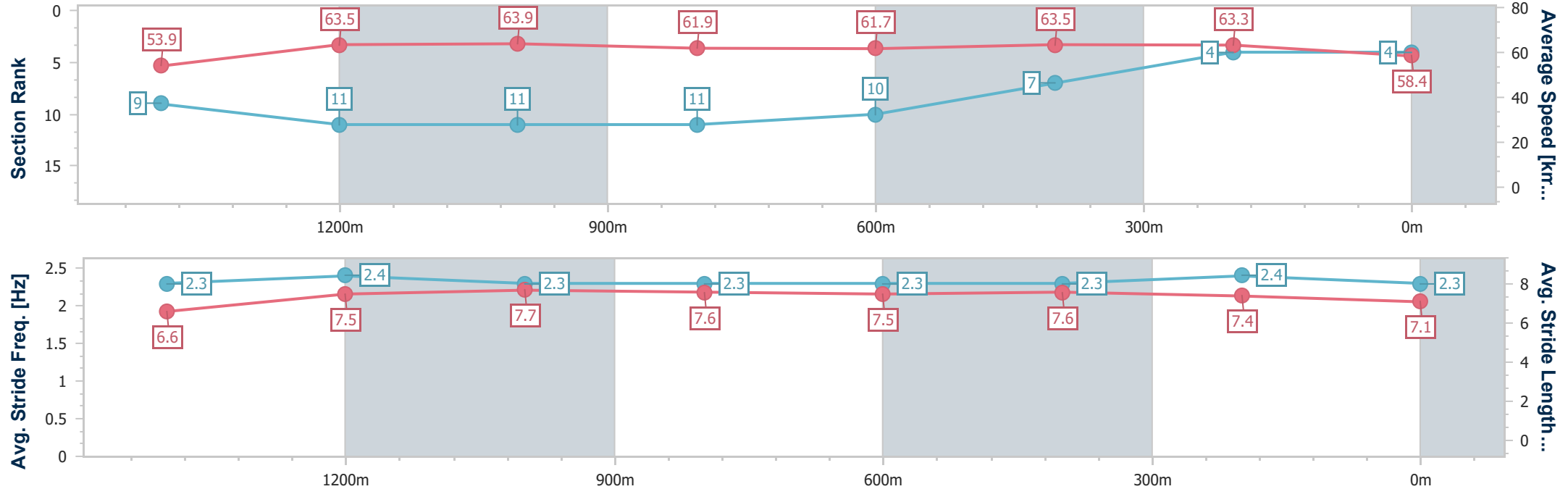
Horse/Jockey Name	Hype
Final Rank	4
Fastest Section Time (Section)	0:11.30 (1200m)
Top Speed [km/h] (Section)	66.4 (Overall)
Race State	Finished



Doomben QLD Professional  
Race 7: WORLD POOL ON 15 JUNE Class 6 Handicap - 1650m  
12 June 2024 - 15:29  
Track Rating: Good 4, Weather: Fine, Rail Position: +9m Entire



Section	Overall	1400m	1200m	1000m	800m	600m	400m	200m					
Section Times	1:38.27 [4] (0:16.78)	1:21.49 [9] (0:11.53)	1:09.96 [11] (0:11.30)	0:58.66 [11] (0:11.64)	0:47.02 [11] (0:11.82)	0:35.20 [10] (0:11.41)	0:23.79 [7] (0:11.48)	0:12.31 [4] (0:12.31)					
Average Speed [km/h]	53.9	63.5	63.9	61.9	61.7	63.5	63.3	58.4					
Top Speed [km/h]	66.4	65.2	64.2	63.6	63.4	64.7	64.5	61.2					
Avg. Dist. to Rail [m]	4.0	2.9	2.4	1.5	1.9	2.1	3.6	4.4					
Avg. Stride Freq. [Hz]	2.3	2.4	2.3	2.3	2.3	2.3	2.4	2.3					
Avg. Stride Length [m]	6.6	7.5	7.7	7.6	7.5	7.6	7.4	7.1					

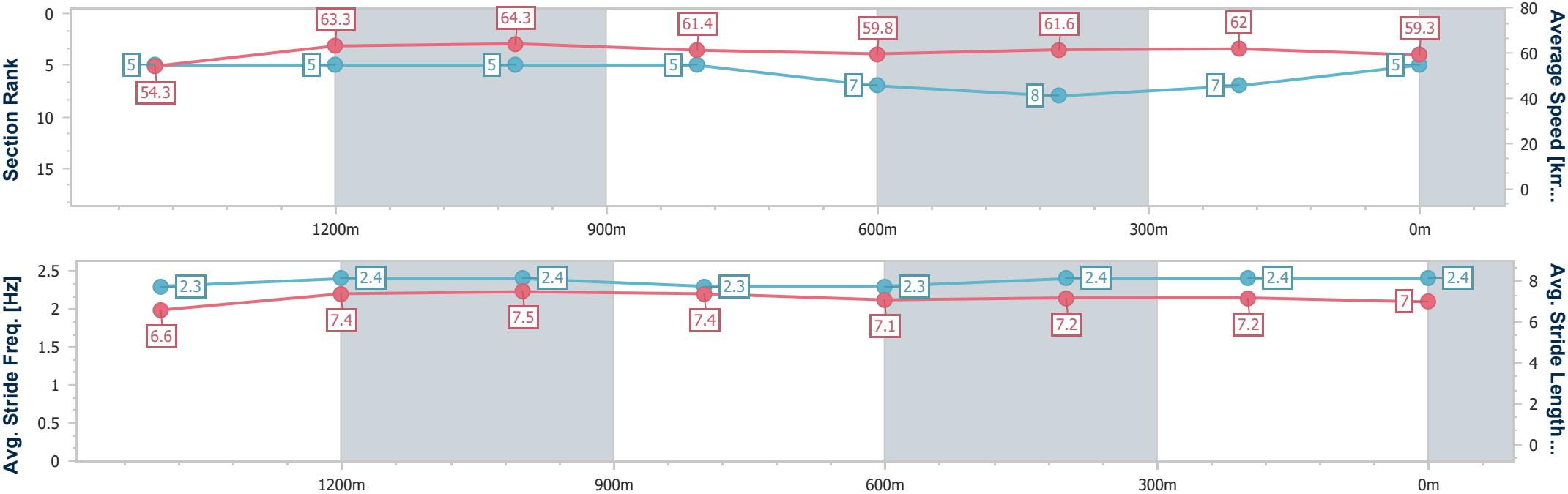




Horse/Jockey Name	Poetic Drama
Final Rank	5
Fastest Section Time (Section)	0:11.16 (1200m)
Top Speed [km/h] (Section)	66.0 (1200m)
Race State	Finished



Section	Overall	1400m	1200m	1000m	800m	600m	400m	200m					
Section Times	1:38.27 [5] (0:16.54)	1:21.73 [5] (0:11.36)	1:10.37 [5] (0:11.16)	0:59.21 [5] (0:11.74)	0:47.47 [5] (0:12.03)	0:35.44 [7] (0:11.70)	0:23.74 [8] (0:11.58)	0:12.16 [7] (0:12.16)					
Average Speed [km/h]	54.3	63.3	64.3	61.4	59.8	61.6	62.0	59.3					
Top Speed [km/h]	65.4	65.0	66.0	63.8	61.4	62.7	63.8	62.0					
Avg. Dist. to Rail [m]	2.0	0.4	0.6	0.3	0.3	0.3	0.4	0.4					
Avg. Stride Freq. [Hz]	2.3	2.4	2.4	2.3	2.3	2.4	2.4	2.4					
Avg. Stride Length [m]	6.6	7.4	7.5	7.4	7.1	7.2	7.2	7.0					





Horse/Jockey Name	Rising Pacific
Final Rank	6
Fastest Section Time (Section)	0:11.18 (1200m)
Top Speed [km/h] (Section)	65.0 (Overall)
Race State	Finished

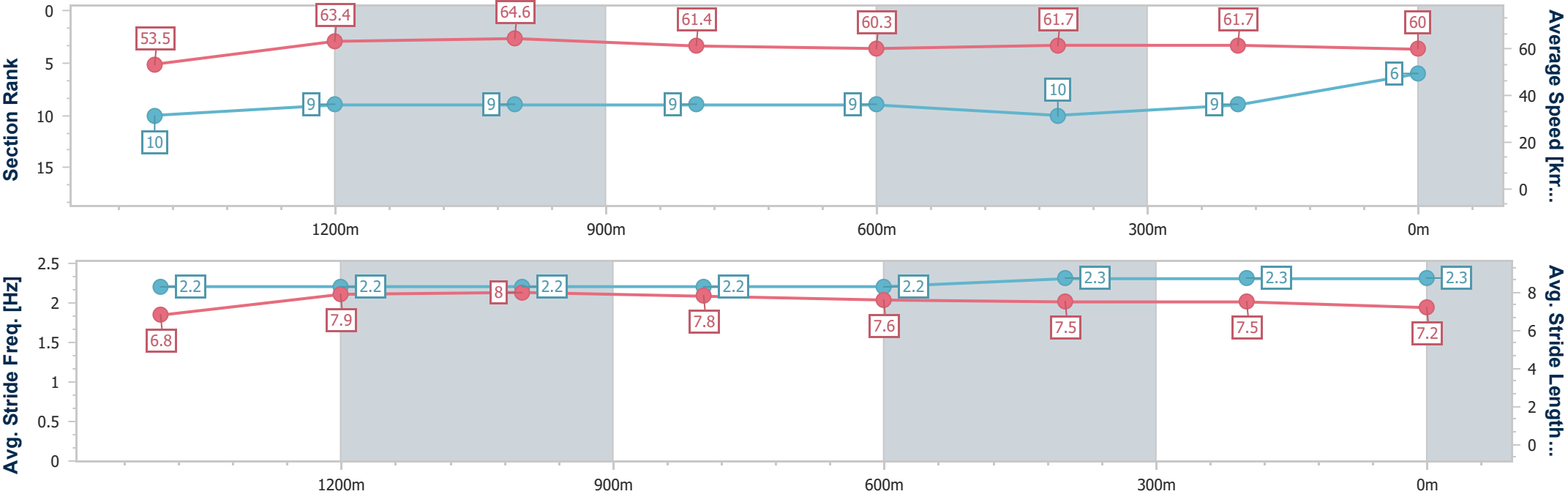


Doomben QLD Professional  
Race 7: WORLD POOL ON 15 JUNE Class 6 Handicap - 1650m  
12 June 2024 - 15:29  
Track Rating: Good 4, Weather: Fine, Rail Position: +9m Entire



BRISBANE  
RACING CLUB

Section	Overall	1400m	1200m	1000m	800m	600m	400m	200m					
Section Times	1:38.28 [6] (0:16.83)	1:21.45 [10] (0:11.34)	1:10.11 [9] (0:11.18)	0:58.93 [9] (0:11.74)	0:47.19 [9] (0:11.96)	0:35.23 [9] (0:11.57)	0:23.66 [10] (0:11.64)	0:12.02 [9] (0:12.02)					
Average Speed [km/h]	53.5	63.4	64.6	61.4	60.3	61.7	61.7	60.0					
Top Speed [km/h]	65.0	64.8	64.9	63.8	62.2	62.4	62.6	62.2					
Avg. Dist. to Rail [m]	1.8	0.5	1.4	1.1	0.4	1.3	0.8	1.6					
Avg. Stride Freq. [Hz]	2.2	2.2	2.2	2.2	2.2	2.3	2.3	2.3					
Avg. Stride Length [m]	6.8	7.9	8.0	7.8	7.6	7.5	7.5	7.2					





Horse/Jockey Name	Sebring Girl
Final Rank	6
Fastest Section Time (Section)	0:11.13 (1200m)
Top Speed [km/h] (Section)	67.2 (1200m)
Race State	Finished

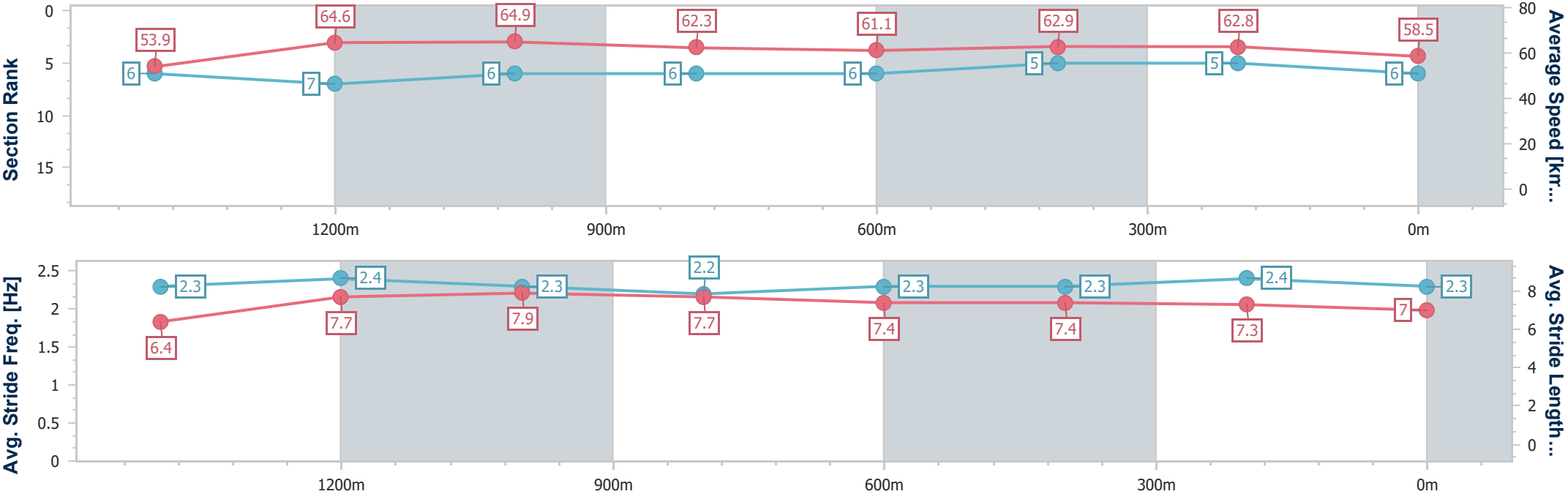


Doomben QLD Professional  
Race 7: WORLD POOL ON 15 JUNE Class 6 Handicap - 1650m  
12 June 2024 - 15:29  
Track Rating: Good 4, Weather: Fine, Rail Position: +9m Entire



BRISBANE  
RACING CLUB

Section	Overall	1400m	1200m	1000m	800m	600m	400m	200m					
Section Times	1:38.28 [6] (0:16.72)	1:21.56 [6] (0:11.30)	1:10.26 [7] (0:11.13)	0:59.13 [6] (0:11.69)	0:47.44 [6] (0:11.96)	0:35.48 [6] (0:11.63)	0:23.85 [5] (0:11.55)	0:12.30 [5] (0:12.30)					
Average Speed [km/h]	53.9	64.6	64.9	62.3	61.1	62.9	62.8	58.5					
Top Speed [km/h]	66.8	66.7	67.2	64.5	62.8	64.5	64.5	60.6					
Avg. Dist. to Rail [m]	0.7	2.9	3.3	3.1	3.1	3.5	3.8	2.4					
Avg. Stride Freq. [Hz]	2.3	2.4	2.3	2.2	2.3	2.3	2.4	2.3					
Avg. Stride Length [m]	6.4	7.7	7.9	7.7	7.4	7.4	7.3	7.0					







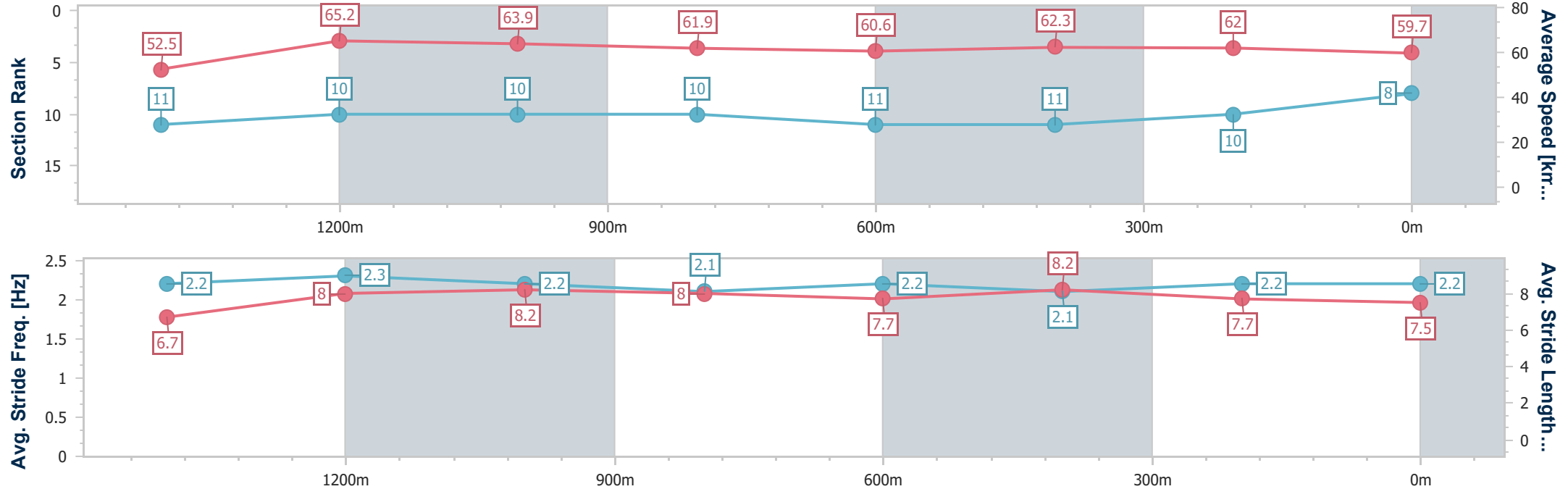
Horse/Jockey Name	Bettcha The Crown
Final Rank	8
Fastest Section Time (Section)	0:11.10 (1400m)
Top Speed [km/h] (Section)	66.6 (1400m)
Race State	Finished



Doomben QLD Professional  
Race 7: WORLD POOL ON 15 JUNE Class 6 Handicap - 1650m  
12 June 2024 - 15:29  
Track Rating: Good 4, Weather: Fine, Rail Position: +9m Entire



Section	Overall	1400m	1200m	1000m	800m	600m	400m	200m					
Section Times	1:38.45 [8] (0:17.10)	1:21.35 [11] (0:11.10)	1:10.25 [10] (0:11.26)	0:58.99 [10] (0:11.70)	0:47.29 [10] (0:11.99)	0:35.30 [11] (0:11.57)	0:23.73 [11] (0:11.63)	0:12.10 [10] (0:12.10)					
Average Speed [km/h]	52.5	65.2	63.9	61.9	60.6	62.3	62.0	59.7					
Top Speed [km/h]	65.6	66.6	64.9	64.3	61.7	64.5	64.5	61.8					
Avg. Dist. to Rail [m]	1.7	1.2	2.1	1.6	1.6	0.4	2.0	3.0					
Avg. Stride Freq. [Hz]	2.2	2.3	2.2	2.1	2.2	2.1	2.2	2.2					
Avg. Stride Length [m]	6.7	8.0	8.2	8.0	7.7	8.2	7.7	7.5					





Horse/Jockey Name	Twigman
Final Rank	9
Fastest Section Time (Section)	0:11.22 (1400m)
Top Speed [km/h] (Section)	65.7 (1400m)
Race State	Finished

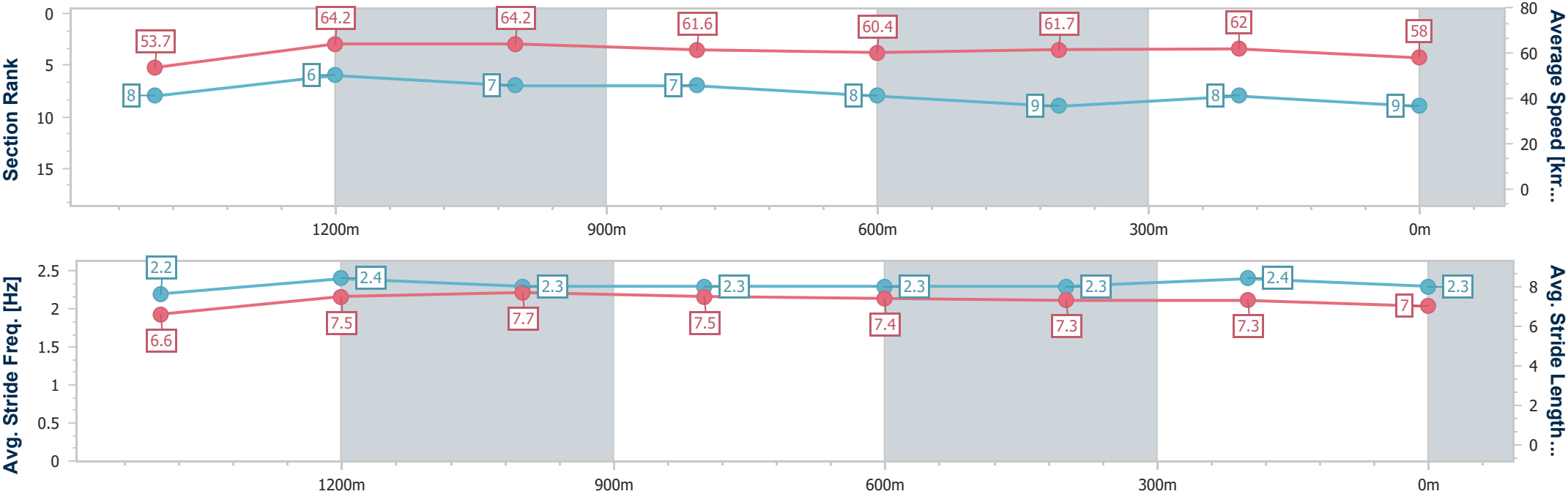


Doomben QLD Professional  
Race 7: WORLD POOL ON 15 JUNE Class 6 Handicap - 1650m  
12 June 2024 - 15:29  
Track Rating: Good 4, Weather: Fine, Rail Position: +9m Entire



BRISBANE  
RACING CLUB

Section	Overall	1400m	1200m	1000m	800m	600m	400m	200m					
Section Times	1:38.57 [9] (0:16.78)	1:21.79 [8] (0:11.22)	1:10.57 [6] (0:11.27)	0:59.30 [7] (0:11.70)	0:47.60 [7] (0:11.95)	0:35.65 [8] (0:11.65)	0:24.00 [9] (0:11.58)	0:12.42 [8] (0:12.42)					
Average Speed [km/h]	53.7	64.2	64.2	61.6	60.4	61.7	62.0	58.0					
Top Speed [km/h]	65.6	65.7	64.9	64.1	62.1	62.8	63.4	60.8					
Avg. Dist. to Rail [m]	0.5	0.5	1.0	0.8	0.6	0.3	1.2	3.2					
Avg. Stride Freq. [Hz]	2.2	2.4	2.3	2.3	2.3	2.3	2.4	2.3					
Avg. Stride Length [m]	6.6	7.5	7.7	7.5	7.4	7.3	7.3	7.0					





Horse/Jockey Name	Grecian Lass
Final Rank	10
Fastest Section Time (Section)	0:11.20 (1200m)
Top Speed [km/h] (Section)	65.7 (Overall)
Race State	Finished

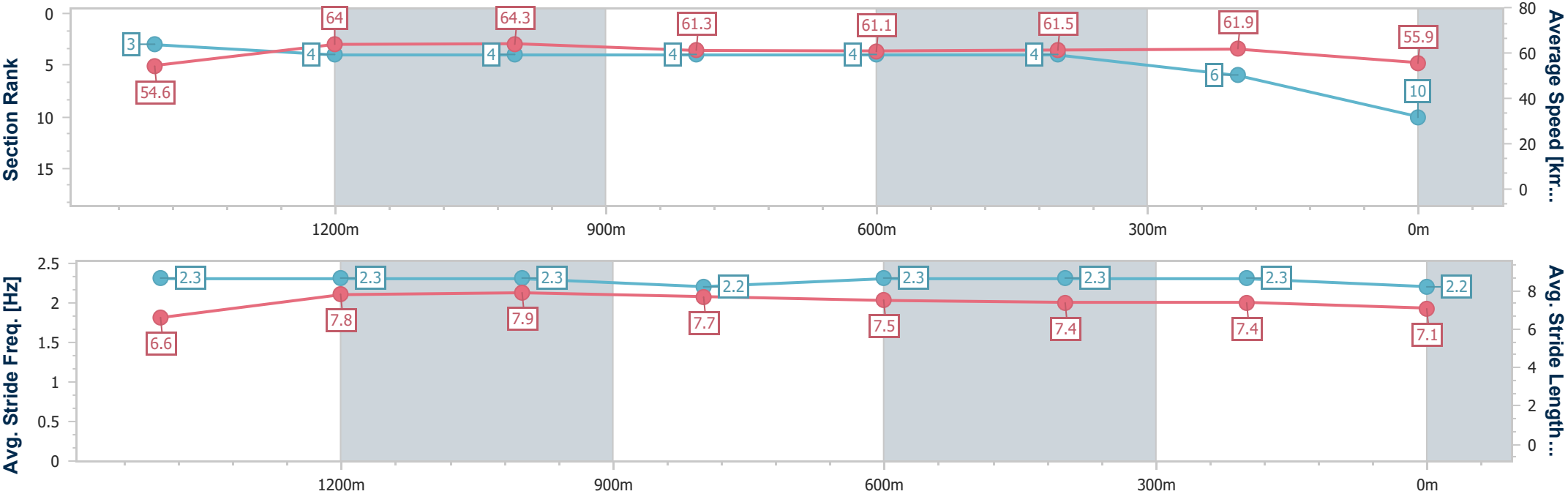


Doomben QLD Professional  
Race 7: WORLD POOL ON 15 JUNE Class 6 Handicap - 1650m  
12 June 2024 - 15:29  
Track Rating: Good 4, Weather: Fine, Rail Position: +9m Entire



BRISBANE  
RACING CLUB

Section	Overall	1400m	1200m	1000m	800m	600m	400m	200m					
Section Times	1:38.96 [10] (0:16.45)	1:22.51 [3] (0:11.32)	1:11.19 [4] (0:11.20)	0:59.99 [4] (0:11.78)	0:48.21 [4] (0:11.92)	0:36.29 [4] (0:11.74)	0:24.55 [4] (0:11.68)	0:12.87 [6] (0:12.87)					
Average Speed [km/h]	54.6	64.0	64.3	61.3	61.1	61.5	61.9	55.9					
Top Speed [km/h]	65.7	65.2	64.9	63.4	63.2	63.2	63.0	59.8					
Avg. Dist. to Rail [m]	1.4	1.2	2.3	1.7	1.4	0.9	2.2	2.4					
Avg. Stride Freq. [Hz]	2.3	2.3	2.3	2.2	2.3	2.3	2.3	2.2					
Avg. Stride Length [m]	6.6	7.8	7.9	7.7	7.5	7.4	7.4	7.1					

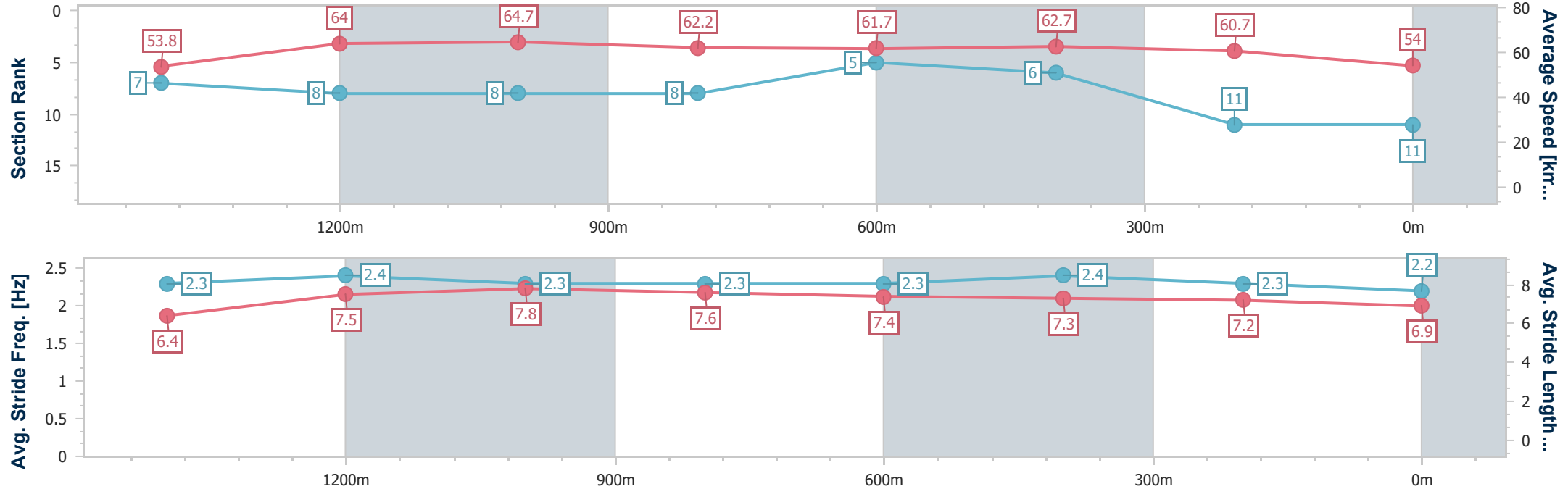




Horse/Jockey Name	Rogue Bear
Final Rank	11
Fastest Section Time (Section)	0:11.17 (1200m)
Top Speed [km/h] (Section)	66.6 (1200m)
Race State	Finished



Section	Overall	1400m	1200m	1000m	800m	600m	400m	200m					
Section Times	1:39.73 [11] (0:16.75)	1:22.98 [7] (0:11.42)	1:11.56 [8] (0:11.17)	1:00.39 [8] (0:11.66)	0:48.73 [8] (0:11.80)	0:36.93 [5] (0:11.64)	0:25.29 [6] (0:11.98)	0:13.31 [11] (0:13.31)					
Average Speed [km/h]	53.8	64.0	64.7	62.2	61.7	62.7	60.7	54.0					
Top Speed [km/h]	66.0	65.3	66.6	63.8	63.7	64.2	61.9	58.3					
Avg. Dist. to Rail [m]	0.8	2.7	3.5	3.0	2.6	2.3	4.4	4.8					
Avg. Stride Freq. [Hz]	2.3	2.4	2.3	2.3	2.3	2.4	2.3	2.2					
Avg. Stride Length [m]	6.4	7.5	7.8	7.6	7.4	7.3	7.2	6.9					





**Doomben QLD Professional**  
**Race 8: SKY RACING OPEN Handicap - 1350m**

12 June 2024 - 16:07



Track Rating: Good 4, Weather: Fine, Rail Position: +9m Entire

Section						Overall	1200m	1000m	800m	600m	400m	Last 600m	
Field Times						1:19.20 (0:11.04)	1:08.16 (0:10.71)	0:57.45 (0:11.12)	0:46.33 (0:11.24)	0:35.09 (0:11.32)	0:23.77 (0:11.36)	0:35.09	
Rank	TAB	Horse/Jockey	Barrier	Top Speed [km/h]	Fastest Section								Distance Travelled [m]
1	16	MAGIC CONQUEROR	2	66.6	0:10.92	1:19.20 [1]	1:08.03 [4]	0:57.11 [4]	0:45.91 [4]	0:34.67 [4]	0:23.44 [4]	0:34.67	
		Damien Thornton		1200m	1200m	(0:11.17)	(0:10.92)	(0:11.20)	(0:11.24)	(0:11.23)	(0:11.27)		
2	13	PUNCH LANE	12	67.7	0:11.05	1:19.23 [2]	1:07.69 [11]	0:56.59 [11]	0:45.17 [11]	0:33.92 [12]	0:22.76 [10]	0:33.92	-2
		Craig Williams		400m	400m	(0:11.54)	(0:11.10)	(0:11.42)	(0:11.25)	(0:11.16)	(0:11.05)		
3	9	SAILOR'S SECRET	7	68.5	0:10.71	1:19.27 [3]	1:08.23 [1]	0:57.52 [1]	0:46.40 [1]	0:35.16 [1]	0:23.84 [1]	0:35.16	+2
		Jim Byrne		1200m	1200m	(0:11.04)	(0:10.71)	(0:11.12)	(0:11.24)	(0:11.32)	(0:11.36)		
4	14	COCOBREW EXPRESS	5	66.5	0:11.00	1:19.30 [4]	1:07.98 [7]	0:56.98 [6]	0:45.79 [7]	0:34.44 [7]	0:23.22 [7]	0:34.44	-1
		Samantha Collett		1200m	1200m	(0:11.32)	(0:11.00)	(0:11.19)	(0:11.35)	(0:11.22)	(0:11.17)		
5	10	SIR WARWICK	1	67.9	0:10.76	1:19.47 [5]	1:08.41 [2]	0:57.65 [2]	0:46.59 [2]	0:35.26 [2]	0:23.95 [2]	0:35.26	-6
		Michael Rodd		1200m	1200m	(0:11.06)	(0:10.76)	(0:11.06)	(0:11.33)	(0:11.31)	(0:11.36)		
6	15	COLLAY'S SPIRIT	4	67.6	0:10.76	1:19.71 [6]	1:08.49 [5]	0:57.73 [3]	0:46.71 [3]	0:35.28 [3]	0:24.04 [3]	0:35.28	-2
		Dale Smith		1200m	1200m	(0:11.22)	(0:10.76)	(0:11.02)	(0:11.43)	(0:11.24)	(0:11.45)		
7	5	SWISS EXILE	9	66.7	0:11.02	1:19.72 [7]	1:08.42 [6]	0:57.28 [8]	0:45.97 [8]	0:34.57 [9]	0:23.55 [9]	0:34.57	+2
		James Orman		400m	600m	(0:11.30)	(0:11.14)	(0:11.31)	(0:11.40)	(0:11.02)	(0:11.09)		
8	4	ZOUSHACK	11	65.7	0:11.19	1:19.86 [8]	1:08.50 [8]	0:57.27 [9]	0:46.08 [9]	0:34.88 [8]	0:23.69 [8]	0:34.88	+2
		Cejay Graham		600m	1000m	(0:11.36)	(0:11.23)	(0:11.19)	(0:11.20)	(0:11.19)	(0:11.34)		
9	6	ALCYONE	6	65.7	0:11.10	1:20.03 [9]	1:08.90 [3]	0:57.80 [5]	0:46.63 [5]	0:35.32 [5]	0:24.00 [5]	0:35.32	+1
		Kyle Wilson-Taylor		1000m	1200m	(0:11.13)	(0:11.10)	(0:11.17)	(0:11.31)	(0:11.32)	(0:11.55)		
10	3	STUTTERING	8	67.0	0:10.96	1:20.30 [10]	1:08.90 [9]	0:57.94 [7]	0:46.82 [6]	0:35.56 [6]	0:24.23 [6]	0:35.56	-5
		Bailey Wheeler		1200m	1200m	(0:11.40)	(0:10.96)	(0:11.12)	(0:11.26)	(0:11.33)	(0:11.50)		

Scratched: Sea Raider (#2), Ovidius (#1), Caprice Des Dieux (#7), Moonan Me (#12)

Report Created: Wed 12 June 2024 16:25 GMT+10 (Note: Timing is based on position data)

Page 1/16

[ ] Ranking at each section and finish  
-:-:- No data available at this section  
NA No data available

SCN Saddle cloth number  
DNF Did not finish  
DNT Did not track

data processed by  TRIPLES DATA



Doomben QLD Professional  
Race 8: SKY RACING OPEN Handicap - 1350m

12 June 2024 - 16:07



Track Rating: Good 4, Weather: Fine, Rail Position: +9m Entire

Section						Overall	1200m	1000m	800m	600m	400m	Last 600m	
Field Times						1:19.20 (0:11.04)	1:08.16 (0:10.71)	0:57.45 (0:11.12)	0:46.33 (0:11.24)	0:35.09 (0:11.32)	0:23.77 (0:11.36)	0:35.09	
Rank	TAB	Horse/Jockey	Barrier	Top Speed [km/h]	Fastest Section								Distance Travelled [m]
11	8	ITA	15	67.2	0:11.12	1:20.33 [11]	1:08.64 [12]	0:57.37 [12]	0:46.25 [12]	0:35.05 [11]	0:23.80 [11]	0:35.05	+2
		Vlad Duric		1000m	1000m	(0:11.69)	(0:11.27)	(0:11.12)	(0:11.20)	(0:11.25)	(0:11.42)		
12	11	FIRE KING	10	66.1	0:11.11	1:20.63 [12]	1:09.11 [10]	0:58.00 [10]	0:46.78 [10]	0:35.45 [10]	0:24.05 [12]	0:35.45	-7
		Justin Stanley		1200m	1200m	(0:11.52)	(0:11.11)	(0:11.22)	(0:11.33)	(0:11.40)	(0:11.58)		

Scratched: Sea Raider (#2), Ovidius (#1), Caprice Des Dieux (#7), Moonan Me (#12)



**Doomben QLD Professional**  
**Race 8: SKY RACING OPEN Handicap - 1350m**

12 June 2024 - 16:07



BRISBANE  
RACING CLUB

Track Rating: Good 4, Weather: Fine, Rail Position: +9m Entire

Section Field Times				200m 0:12.41 (0:12.41)		Last 600m 0:35.09			
Rank	TAB	Horse/Jockey	Barrier	Top Speed [km/h]	Fastest Section	Margin			Distance Travelled [m]
1	16	MAGIC CONQUEROR	2	66.6	0:10.92	0:12.17 [3]	1:19.20		0:34.67
		Damien Thornton		1200m	1200m	(0:12.17)			
2	13	PUNCH LANE	12	67.7	0:11.05	0:11.71 [8]	0.22L		0:33.92 -2
		Craig Williams		400m	400m	(0:11.71)			
3	9	SAILOR'S SECRET	7	68.5	0:10.71	0:12.48 [1]	0.46L		0:35.16 +2
		Jim Byrne		1200m	1200m	(0:12.48)			
4	14	COCOBREW EXPRESS	5	66.5	0:11.00	0:12.05 [5]	0.63L		0:34.44 -1
		Samantha Collett		1200m	1200m	(0:12.05)			
5	10	SIR WARWICK	1	67.9	0:10.76	0:12.59 [2]	1.59L		0:35.26 -6
		Michael Rodd		1200m	1200m	(0:12.59)			
6	15	COLLAY'S SPIRIT	4	67.6	0:10.76	0:12.59 [4]	3.02L		0:35.28 -2
		Dale Smith		1200m	1200m	(0:12.59)			
7	5	SWISS EXILE	9	66.7	0:11.02	0:12.46 [6]	3.07L		0:34.57 +2
		James Orman		400m	600m	(0:12.46)			
8	4	ZOUSHACK	11	65.7	0:11.19	0:12.35 [7]	3.92L		0:34.88 +2
		Cejay Graham		600m	1000m	(0:12.35)			
9	6	ALCYONE	6	65.7	0:11.10	0:12.45 [10]	4.88L		0:35.32 +1
		Kyle Wilson-Taylor		1000m	1200m	(0:12.45)			
10	3	STUTTERING	8	67.0	0:10.96	0:12.73 [9]	6.49L		0:35.56 -5
		Bailey Wheeler		1200m	1200m	(0:12.73)			

Scratched: Sea Raider (#2), Ovidius (#1), Caprice Des Dieux (#7), Moonan Me (#12)

Report Created: Wed 12 June 2024 16:25 GMT+10 (Note: Timing is based on position data)

Page 3/16

[ ] Ranking at each section and finish  
-:-:- No data available at this section  
NA No data available

SCN Saddle cloth number  
DNF Did not finish  
DNT Did not track

data processed by  TRIPLESDATA



**Doomben QLD Professional**  
**Race 8: SKY RACING OPEN Handicap - 1350m**

12 June 2024 - 16:07



BRISBANE  
RACING CLUB

Track Rating: Good 4, Weather: Fine, Rail Position: +9m Entire

Section Field Times		200m 0:12.41 (0:12.41)		Last 600m 0:35.09					
Rank	TAB	Horse/Jockey	Barrier	Top Speed [km/h]	Fastest Section	Margin		Distance Travelled [m]	
11	8	ITA	15	67.2	0:11.12	0:12.38 [11]	6.69L	0:35.05	+2
		Vlad Duric		1000m	1000m	(0:12.38)			
12	11	FIRE KING	10	66.1	0:11.11	0:12.47 [12]	8.43L	0:35.45	-7
		Justin Stanley		1200m	1200m	(0:12.47)			

Scratched: Sea Raider (#2), Ovidius (#1), Caprice Des Dieux (#7), Moonan Me (#12)





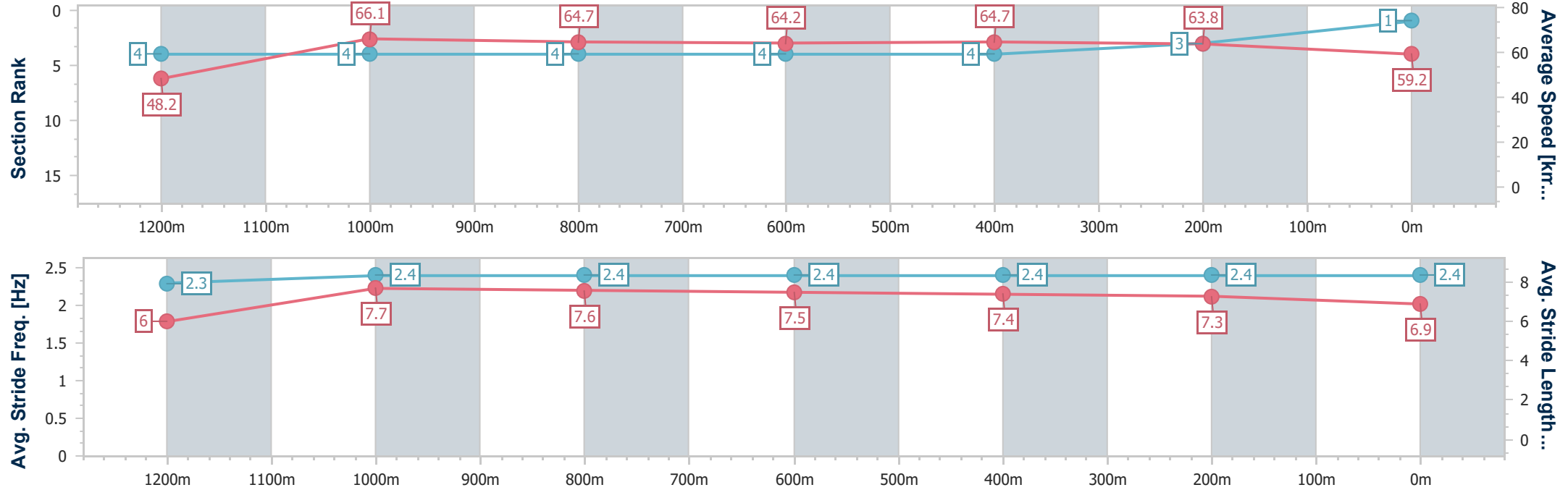
Horse/Jockey Name	Magic Conqueror
Final Rank	1
Fastest Section Time (Section)	0:10.92 (1200m)
Top Speed [km/h] (Section)	66.6 (1200m)
Race State	Finished



Doomben QLD Professional  
Race 8: SKY RACING OPEN Handicap - 1350m  
12 June 2024 - 16:07  
Track Rating: Good 4, Weather: Fine, Rail Position: +9m Entire



Section	Overall	1200m	1000m	800m	600m	400m	200m						
Section Times	1:19.20 [1] (0:11.17)	1:08.03 [4] (0:10.92)	0:57.11 [4] (0:11.20)	0:45.91 [4] (0:11.24)	0:34.67 [4] (0:11.23)	0:23.44 [4] (0:11.27)	0:12.17 [3] (0:12.17)						
Average Speed [km/h]	48.2	66.1	64.7	64.2	64.7	63.8	59.2						
Top Speed [km/h]	65.8	66.6	66.0	66.2	66.3	64.7	62.8						
Avg. Dist. to Rail [m]	3.2	2.3	1.9	1.3	1.3	1.9	3.1						
Avg. Stride Freq. [Hz]	2.3	2.4	2.4	2.4	2.4	2.4	2.4						
Avg. Stride Length [m]	6.0	7.7	7.6	7.5	7.4	7.3	6.9						





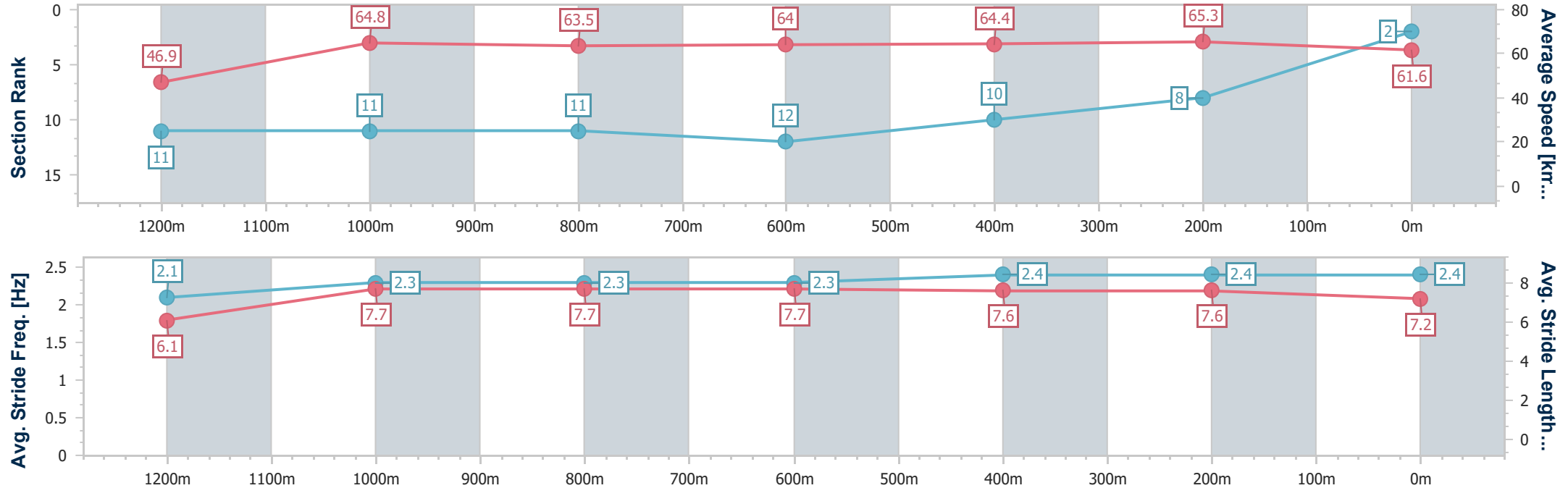
Horse/Jockey Name	Punch Lane
Final Rank	2
Fastest Section Time (Section)	0:11.05 (400m)
Top Speed [km/h] (Section)	67.7 (400m)
Race State	Finished



Doomben QLD Professional  
Race 8: SKY RACING OPEN Handicap - 1350m  
12 June 2024 - 16:07  
Track Rating: Good 4, Weather: Fine, Rail Position: +9m Entire



Section	Overall	1200m	1000m	800m	600m	400m	200m						
Section Times	1:19.23 [2] (0:11.54)	1:07.69 [11] (0:11.10)	0:56.59 [11] (0:11.42)	0:45.17 [11] (0:11.25)	0:33.92 [12] (0:11.16)	0:22.76 [10] (0:11.05)	0:11.71 [8] (0:11.71)						
Average Speed [km/h]	46.9	64.8	63.5	64.0	64.4	65.3	61.6						
Top Speed [km/h]	61.3	66.2	64.7	64.6	65.9	67.7	63.0						
Avg. Dist. to Rail [m]	10.2	3.1	1.6	0.5	0.2	3.4	5.7						
Avg. Stride Freq. [Hz]	2.1	2.3	2.3	2.3	2.4	2.4	2.4						
Avg. Stride Length [m]	6.1	7.7	7.7	7.7	7.6	7.6	7.2						





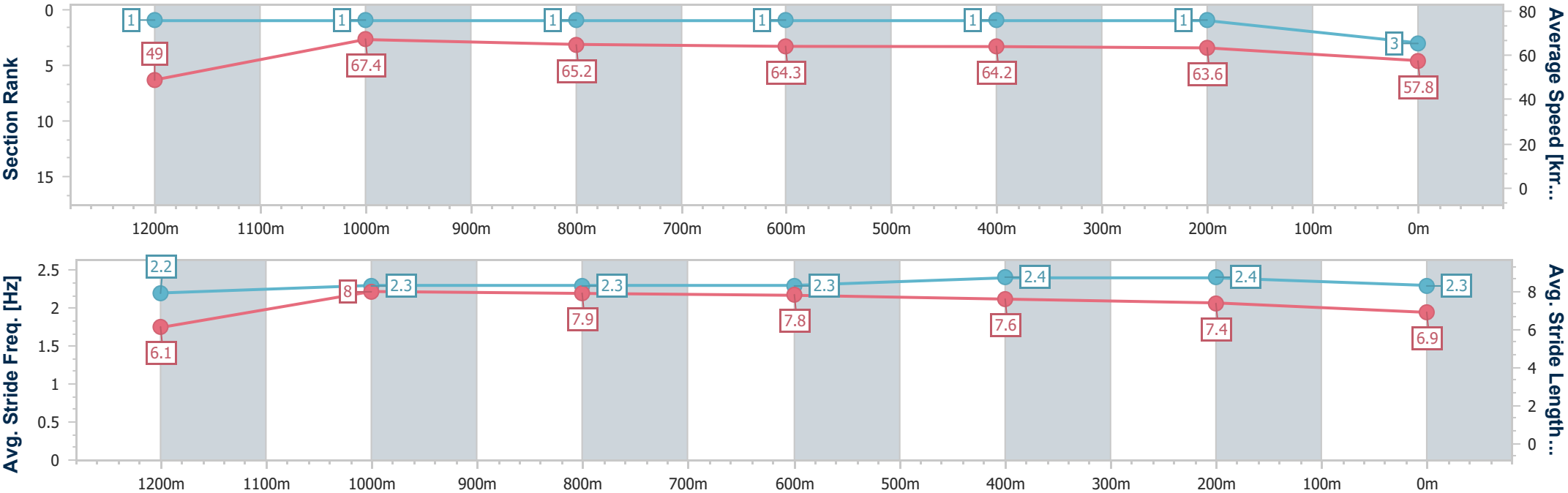
Horse/Jockey Name	Sailor's Secret
Final Rank	3
Fastest Section Time (Section)	0:10.71 (1200m)
Top Speed [km/h] (Section)	68.5 (1200m)
Race State	Finished



Doomben QLD Professional  
Race 8: SKY RACING OPEN Handicap - 1350m  
12 June 2024 - 16:07  
Track Rating: Good 4, Weather: Fine, Rail Position: +9m Entire



Section	Overall	1200m	1000m	800m	600m	400m	200m						
Section Times	1:19.27 [3] (0:11.04)	1:08.23 [1] (0:10.71)	0:57.52 [1] (0:11.12)	0:46.40 [1] (0:11.24)	0:35.16 [1] (0:11.32)	0:23.84 [1] (0:11.36)	0:12.48 [1] (0:12.48)						
Average Speed [km/h]	49.0	67.4	65.2	64.3	64.2	63.6	57.8						
Top Speed [km/h]	66.3	68.5	66.5	65.7	65.1	64.7	61.5						
Avg. Dist. to Rail [m]	6.1	4.1	2.7	1.6	1.4	1.2	1.7						
Avg. Stride Freq. [Hz]	2.2	2.3	2.3	2.3	2.4	2.4	2.3						
Avg. Stride Length [m]	6.1	8.0	7.9	7.8	7.6	7.4	6.9						





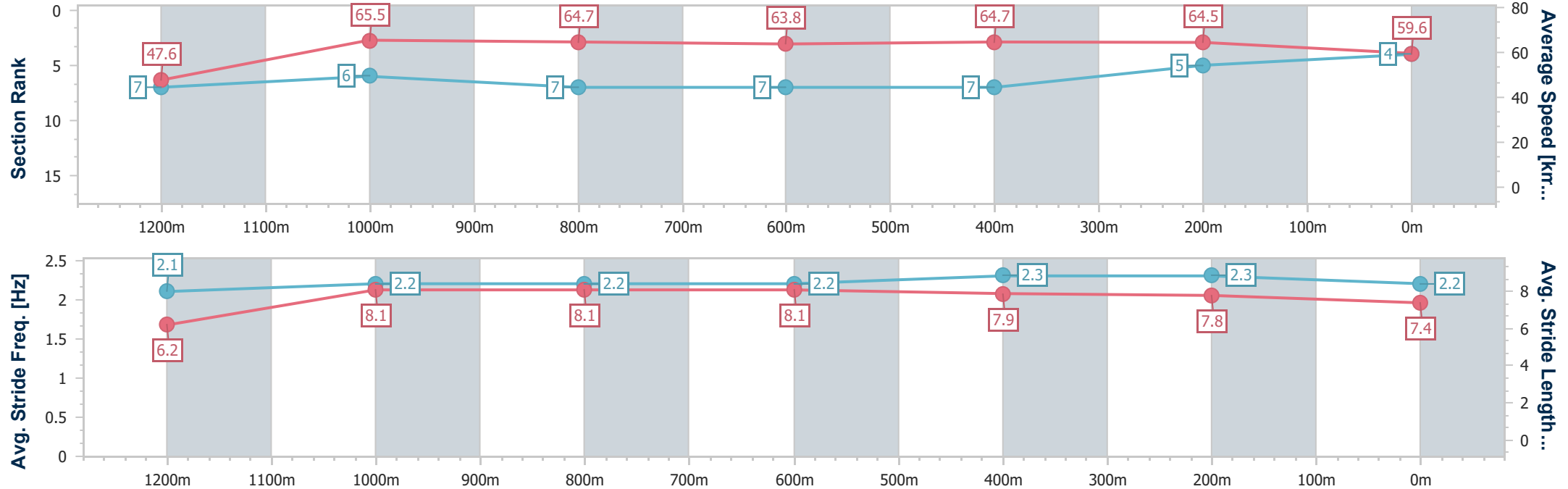
Horse/Jockey Name	Cocobrew Express
Final Rank	4
Fastest Section Time (Section)	0:11.00 (1200m)
Top Speed [km/h] (Section)	66.5 (1200m)
Race State	Finished



Doomben QLD Professional  
Race 8: SKY RACING OPEN Handicap - 1350m  
12 June 2024 - 16:07  
Track Rating: Good 4, Weather: Fine, Rail Position: +9m Entire



Section	Overall	1200m	1000m	800m	600m	400m	200m						
Section Times	1:19.30 [4] (0:11.32)	1:07.98 [7] (0:11.00)	0:56.98 [6] (0:11.19)	0:45.79 [7] (0:11.35)	0:34.44 [7] (0:11.22)	0:23.22 [7] (0:11.17)	0:12.05 [5] (0:12.05)						
Average Speed [km/h]	47.6	65.5	64.7	63.8	64.7	64.5	59.6						
Top Speed [km/h]	63.8	66.5	66.1	64.9	65.0	66.3	63.0						
Avg. Dist. to Rail [m]	3.6	1.6	1.8	1.2	0.9	2.6	4.5						
Avg. Stride Freq. [Hz]	2.1	2.2	2.2	2.2	2.3	2.3	2.2						
Avg. Stride Length [m]	6.2	8.1	8.1	8.1	7.9	7.8	7.4						





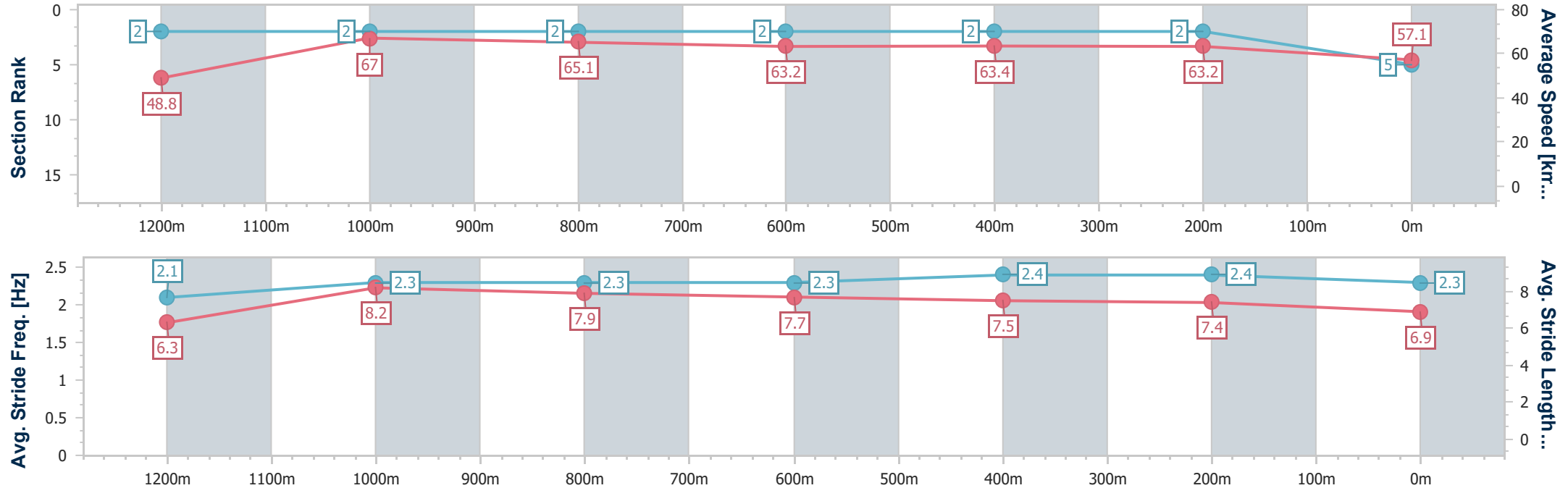
Horse/Jockey Name	Sir Warwick
Final Rank	5
Fastest Section Time (Section)	0:10.76 (1200m)
Top Speed [km/h] (Section)	67.9 (1200m)
Race State	Finished



Doomben QLD Professional  
Race 8: SKY RACING OPEN Handicap - 1350m  
12 June 2024 - 16:07  
Track Rating: Good 4, Weather: Fine, Rail Position: +9m Entire



Section	Overall	1200m	1000m	800m	600m	400m	200m						
Section Times	1:19.47 [5] (0:11.06)	1:08.41 [2] (0:10.76)	0:57.65 [2] (0:11.06)	0:46.59 [2] (0:11.33)	0:35.26 [2] (0:11.31)	0:23.95 [2] (0:11.36)	0:12.59 [2] (0:12.59)						
Average Speed [km/h]	48.8	67.0	65.1	63.2	63.4	63.2	57.1						
Top Speed [km/h]	65.8	67.9	67.2	64.1	64.4	64.5	61.7						
Avg. Dist. to Rail [m]	0.8	0.2	0.4	0.9	0.8	1.3	0.8						
Avg. Stride Freq. [Hz]	2.1	2.3	2.3	2.3	2.4	2.4	2.3						
Avg. Stride Length [m]	6.3	8.2	7.9	7.7	7.5	7.4	6.9						





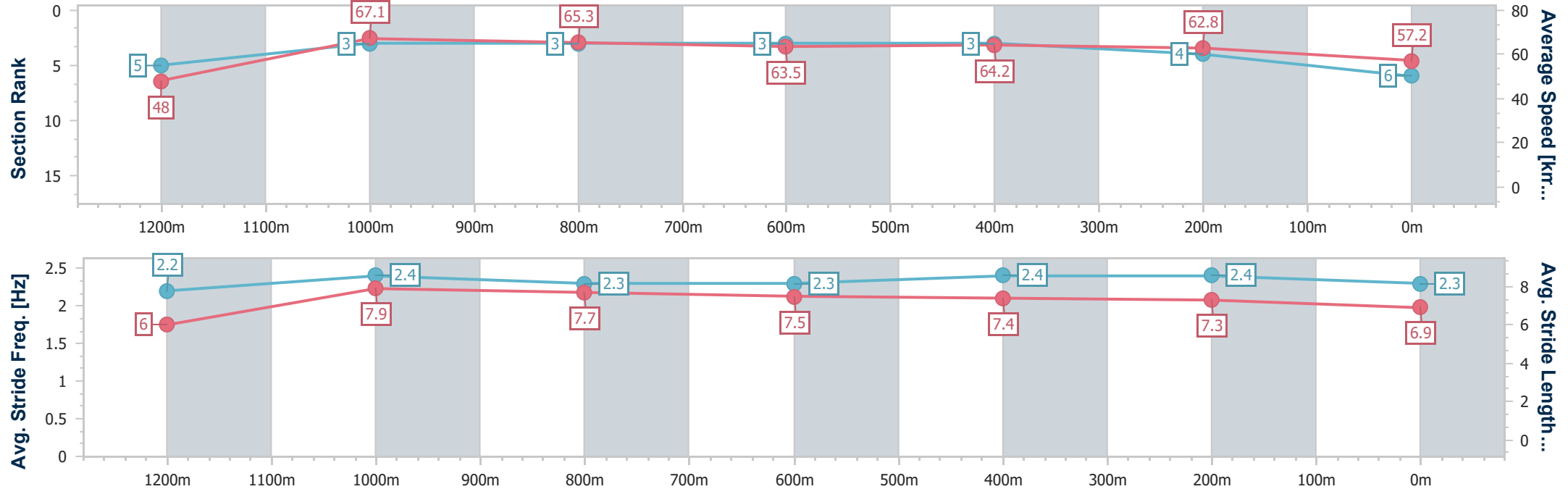
Horse/Jockey Name	Collay's Spirit
Final Rank	6
Fastest Section Time (Section)	0:10.76 (1200m)
Top Speed [km/h] (Section)	67.6 (1200m)
Race State	Finished



Doomben QLD Professional  
Race 8: SKY RACING OPEN Handicap - 1350m  
12 June 2024 - 16:07  
Track Rating: Good 4, Weather: Fine, Rail Position: +9m Entire



Section	Overall	1200m	1000m	800m	600m	400m	200m						
Section Times	1:19.71 [6] (0:11.22)	1:08.49 [5] (0:10.76)	0:57.73 [3] (0:11.02)	0:46.71 [3] (0:11.43)	0:35.28 [3] (0:11.24)	0:24.04 [3] (0:11.45)	0:12.59 [4] (0:12.59)						
Average Speed [km/h]	48.0	67.1	65.3	63.5	64.2	62.8	57.2						
Top Speed [km/h]	65.9	67.6	67.1	64.4	64.7	64.5	60.7						
Avg. Dist. to Rail [m]	2.6	0.9	0.7	1.2	0.6	0.8	1.1						
Avg. Stride Freq. [Hz]	2.2	2.4	2.3	2.3	2.4	2.4	2.3						
Avg. Stride Length [m]	6.0	7.9	7.7	7.5	7.4	7.3	6.9						





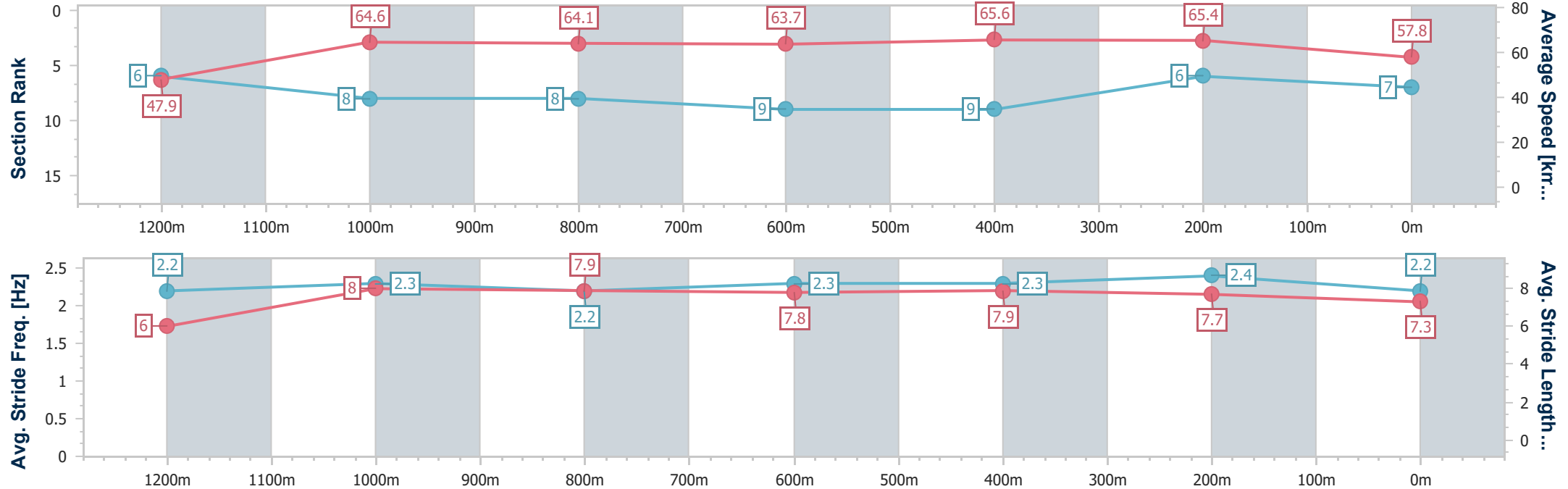
Horse/Jockey Name	Swiss Exile
Final Rank	7
Fastest Section Time (Section)	0:11.02 (600m)
Top Speed [km/h] (Section)	66.7 (400m)
Race State	Finished



Doomben QLD Professional  
Race 8: SKY RACING OPEN Handicap - 1350m  
12 June 2024 - 16:07  
Track Rating: Good 4, Weather: Fine, Rail Position: +9m Entire



Section	Overall	1200m	1000m	800m	600m	400m	200m						
Section Times	1:19.72 [7] (0:11.30)	1:08.42 [6] (0:11.14)	0:57.28 [8] (0:11.31)	0:45.97 [8] (0:11.40)	0:34.57 [9] (0:11.02)	0:23.55 [9] (0:11.09)	0:12.46 [6] (0:12.46)						
Average Speed [km/h]	47.9	64.6	64.1	63.7	65.6	65.4	57.8						
Top Speed [km/h]	63.3	65.5	64.7	65.1	66.7	66.7	61.8						
Avg. Dist. to Rail [m]	6.2	2.2	1.2	1.8	1.3	3.8	6.0						
Avg. Stride Freq. [Hz]	2.2	2.3	2.2	2.3	2.3	2.4	2.2						
Avg. Stride Length [m]	6.0	8.0	7.9	7.8	7.9	7.7	7.3						





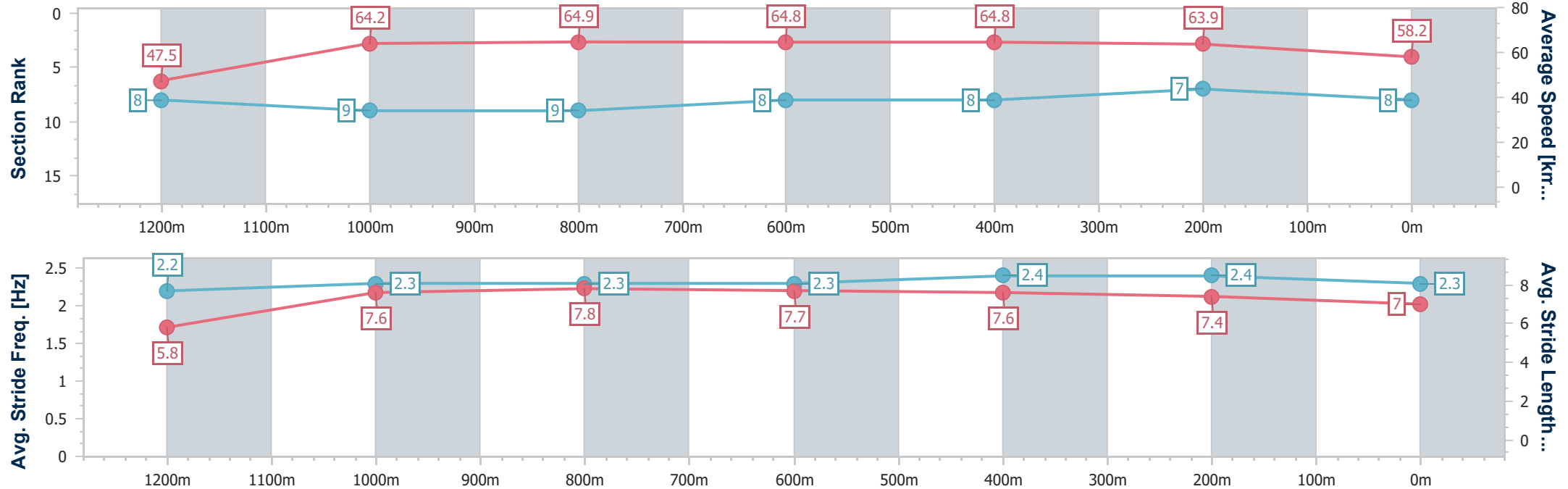
Horse/Jockey Name	Zoushack
Final Rank	8
Fastest Section Time (Section)	0:11.19 (1000m)
Top Speed [km/h] (Section)	65.7 (600m)
Race State	Finished



Doomben QLD Professional  
Race 8: SKY RACING OPEN Handicap - 1350m  
12 June 2024 - 16:07  
Track Rating: Good 4, Weather: Fine, Rail Position: +9m Entire



Section	Overall	1200m	1000m	800m	600m	400m	200m						
Section Times	1:19.86 [8] (0:11.36)	1:08.50 [8] (0:11.23)	0:57.27 [9] (0:11.19)	0:46.08 [9] (0:11.20)	0:34.88 [8] (0:11.19)	0:23.69 [8] (0:11.34)	0:12.35 [7] (0:12.35)						
Average Speed [km/h]	47.5	64.2	64.9	64.8	64.8	63.9	58.2						
Top Speed [km/h]	62.6	65.0	65.3	65.5	65.7	64.9	61.7						
Avg. Dist. to Rail [m]	9.6	4.7	2.9	1.8	1.4	4.7	7.3						
Avg. Stride Freq. [Hz]	2.2	2.3	2.3	2.3	2.4	2.4	2.3						
Avg. Stride Length [m]	5.8	7.6	7.8	7.7	7.6	7.4	7.0						







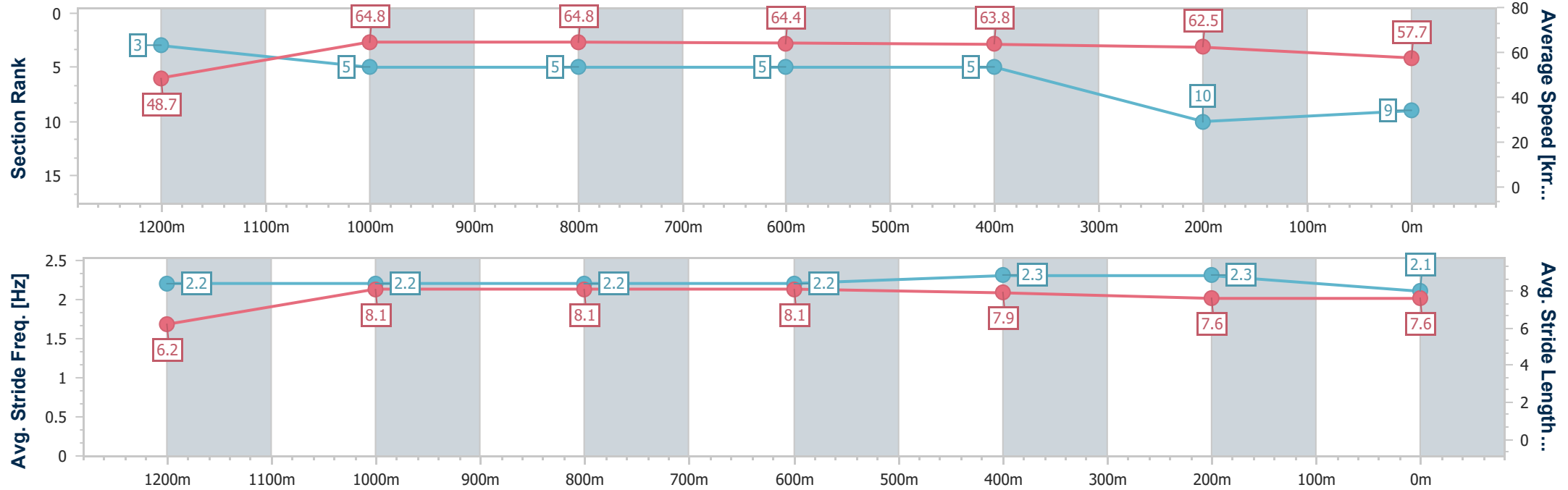
Horse/Jockey Name	Alcyone
Final Rank	9
Fastest Section Time (Section)	0:11.10 (1200m)
Top Speed [km/h] (Section)	65.7 (1000m)
Race State	Finished



Doomben QLD Professional  
Race 8: SKY RACING OPEN Handicap - 1350m  
12 June 2024 - 16:07  
Track Rating: Good 4, Weather: Fine, Rail Position: +9m Entire



Section	Overall	1200m	1000m	800m	600m	400m	200m						
Section Times	1:20.03 [9] (0:11.13)	1:08.90 [3] (0:11.10)	0:57.80 [5] (0:11.17)	0:46.63 [5] (0:11.31)	0:35.32 [5] (0:11.32)	0:24.00 [5] (0:11.55)	0:12.45 [10] (0:12.45)						
Average Speed [km/h]	48.7	64.8	64.8	64.4	63.8	62.5	57.7						
Top Speed [km/h]	64.9	65.5	65.7	65.4	64.6	64.0	59.9						
Avg. Dist. to Rail [m]	5.1	3.4	2.5	1.7	1.3	3.0	4.2						
Avg. Stride Freq. [Hz]	2.2	2.2	2.2	2.2	2.3	2.3	2.1						
Avg. Stride Length [m]	6.2	8.1	8.1	8.1	7.9	7.6	7.6						





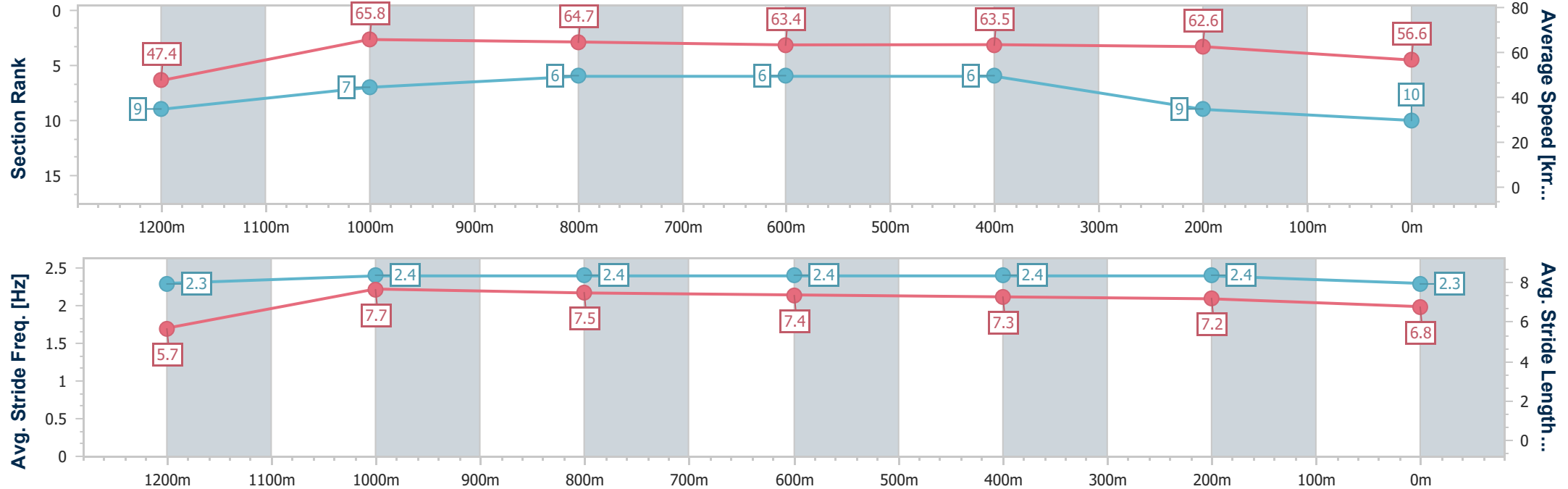
Horse/Jockey Name	Stuttering
Final Rank	10
Fastest Section Time (Section)	0:10.96 (1200m)
Top Speed [km/h] (Section)	67.0 (1200m)
Race State	Finished



Doomben QLD Professional  
Race 8: SKY RACING OPEN Handicap - 1350m  
12 June 2024 - 16:07  
Track Rating: Good 4, Weather: Fine, Rail Position: +9m Entire



Section	Overall	1200m	1000m	800m	600m	400m	200m						
Section Times	1:20.30 [10] (0:11.40)	1:08.90 [9] (0:10.96)	0:57.94 [7] (0:11.12)	0:46.82 [6] (0:11.26)	0:35.56 [6] (0:11.33)	0:24.23 [6] (0:11.50)	0:12.73 [9] (0:12.73)						
Average Speed [km/h]	47.4	65.8	64.7	63.4	63.5	62.6	56.6						
Top Speed [km/h]	63.5	67.0	66.6	64.9	65.2	64.9	60.1						
Avg. Dist. to Rail [m]	5.5	0.7	0.4	1.3	0.6	0.4	0.3						
Avg. Stride Freq. [Hz]	2.3	2.4	2.4	2.4	2.4	2.4	2.3						
Avg. Stride Length [m]	5.7	7.7	7.5	7.4	7.3	7.2	6.8						





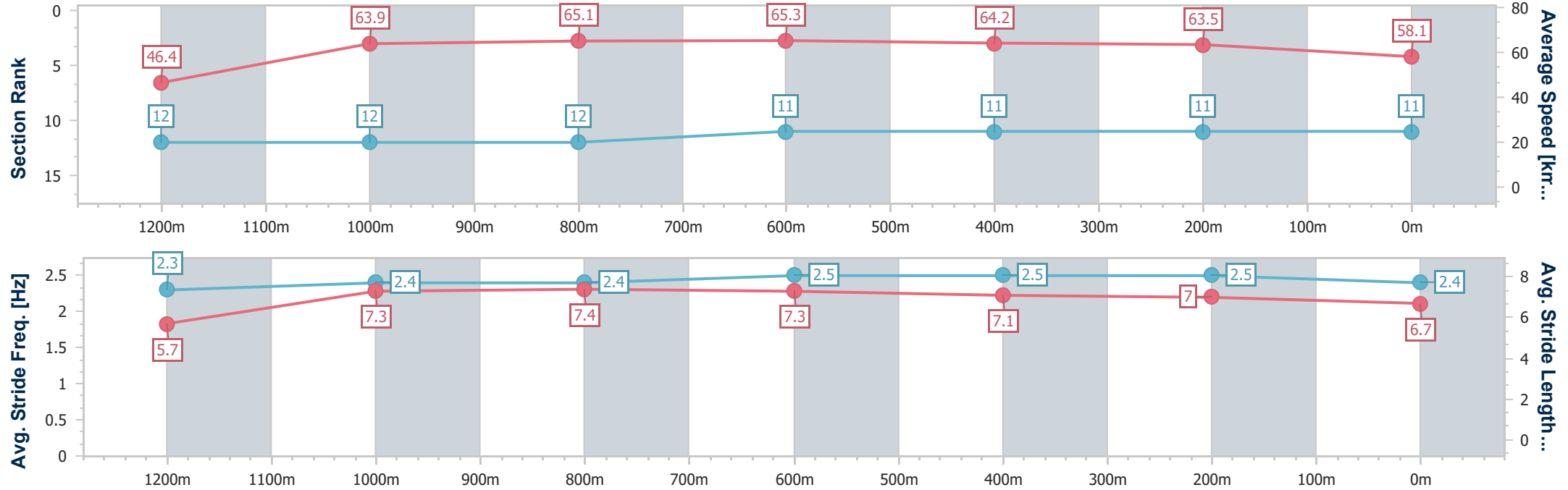
Horse/Jockey Name	Ita
Final Rank	11
Fastest Section Time (Section)	0:11.12 (1000m)
Top Speed [km/h] (Section)	67.2 (1000m)
Race State	Finished



Doomben QLD Professional  
Race 8: SKY RACING OPEN Handicap - 1350m  
12 June 2024 - 16:07  
Track Rating: Good 4, Weather: Fine, Rail Position: +9m Entire



Section	Overall	1200m	1000m	800m	600m	400m	200m						
Section Times	1:20.33 [11] (0:11.69)	1:08.64 [12] (0:11.27)	0:57.37 [12] (0:11.12)	0:46.25 [12] (0:11.20)	0:35.05 [11] (0:11.25)	0:23.80 [11] (0:11.42)	0:12.38 [11] (0:12.38)						
Average Speed [km/h]	46.4	63.9	65.1	65.3	64.2	63.5	58.1						
Top Speed [km/h]	61.5	65.3	67.2	67.0	65.0	65.3	62.0						
Avg. Dist. to Rail [m]	10.5	2.9	2.2	2.2	0.9	4.8	6.5						
Avg. Stride Freq. [Hz]	2.3	2.4	2.4	2.5	2.5	2.5	2.4						
Avg. Stride Length [m]	5.7	7.3	7.4	7.3	7.1	7.0	6.7						





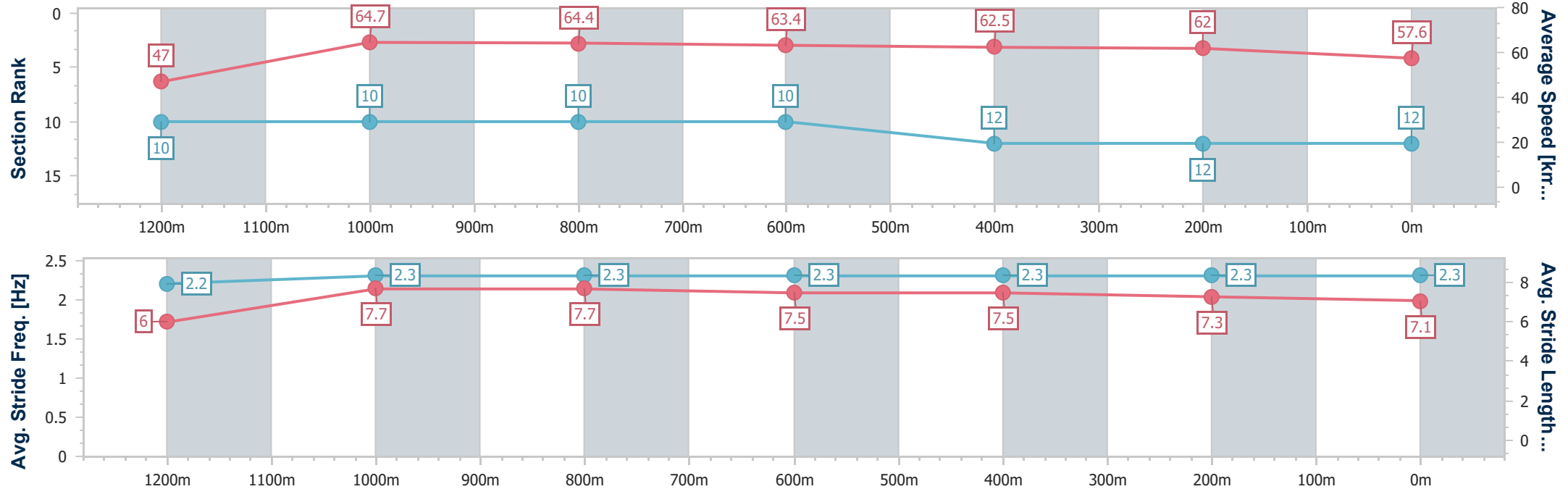
Horse/Jockey Name	Fire King
Final Rank	12
Fastest Section Time (Section)	0:11.11 (1200m)
Top Speed [km/h] (Section)	66.1 (1200m)
Race State	Finished



Doomben QLD Professional  
Race 8: SKY RACING OPEN Handicap - 1350m  
12 June 2024 - 16:07  
Track Rating: Good 4, Weather: Fine, Rail Position: +9m Entire



Section	Overall	1200m	1000m	800m	600m	400m	200m						
Section Times	1:20.63 [12] (0:11.52)	1:09.11 [10] (0:11.11)	0:58.00 [10] (0:11.22)	0:46.78 [10] (0:11.33)	0:35.45 [10] (0:11.40)	0:24.05 [12] (0:11.58)	0:12.47 [12] (0:12.47)						
Average Speed [km/h]	47.0	64.7	64.4	63.4	62.5	62.0	57.6						
Top Speed [km/h]	63.9	66.1	65.4	64.2	63.9	62.6	61.1						
Avg. Dist. to Rail [m]	7.8	1.7	0.5	0.8	1.6	1.1	0.5						
Avg. Stride Freq. [Hz]	2.2	2.3	2.3	2.3	2.3	2.3	2.3						
Avg. Stride Length [m]	6.0	7.7	7.7	7.5	7.5	7.3	7.1						





## Doomben QLD Professional

### Race 9: BECOME A BRC MEMBER BENCHMARK 70 Handicap - 1200m

12 June 2024 - 16:37



BRISBANE  
RACING CLUB

Track Rating: Good 4, Weather: Fine, Rail Position: +9m Entire

Section		Overall				1000m	800m	600m	400m	200m	Last 600m		
Field Times		1:10.25 (0:13.20)				0:57.05 (0:10.64)	0:46.41 (0:11.27)	0:35.14 (0:11.40)	0:23.74 (0:11.50)	0:12.24 (0:12.24)	0:35.14		
Rank	TAB	Horse/Jockey	Barrier	Top Speed [km/h]	Fastest Section						Margin	Distance Travelled [m]	
1	4	BLAKMAX	10	68.2	0:10.86	1:10.25 [1]	0:56.54 [9]	0:45.68 [9]	0:34.47 [9]	0:23.19 [9]	0:11.96 [5]	1:10.25	0:34.47
		Ryan Maloney		1000m	1000m	(0:13.71)	(0:10.86)	(0:11.21)	(0:11.28)	(0:11.23)	(0:11.96)		
2	12	AMORE VELOCE	4	69.1	0:10.64	1:10.34 [2]	0:57.14 [1]	0:46.50 [1]	0:35.23 [1]	0:23.83 [1]	0:12.33 [1]	0.57L	0:35.23
		Cejay Graham		Overall	1000m	(0:13.20)	(0:10.64)	(0:11.27)	(0:11.40)	(0:11.50)	(0:12.33)		-5
3	2	BOODUA ROMANCE	7	68.6	0:10.83	1:10.52 [3]	0:56.87 [8]	0:46.04 [8]	0:34.78 [8]	0:23.49 [7]	0:12.11 [6]	1.62L	0:34.78
		Bailey Wheeler		1000m	1000m	(0:13.65)	(0:10.83)	(0:11.26)	(0:11.29)	(0:11.38)	(0:12.11)		-5
4	16	BLUESTONE LANE	1	68.6	0:10.86	1:10.56 [4]	0:57.14 [4]	0:46.28 [5]	0:34.99 [5]	0:23.61 [5]	0:12.33 [2]	1.86L	0:34.99
		Martin Harley		1000m	1000m	(0:13.42)	(0:10.86)	(0:11.29)	(0:11.38)	(0:11.28)	(0:12.33)		-6
5	7	DIVINE OKAY	5	68.4	0:10.79	1:10.57 [5]	0:57.04 [6]	0:46.25 [6]	0:34.93 [6]	0:23.63 [4]	0:12.32 [3]	1.91L	0:34.93
		Robbie Dolan		1000m	1000m	(0:13.53)	(0:10.79)	(0:11.32)	(0:11.30)	(0:11.31)	(0:12.32)		+1
6	13	CASROCK	9	68.0	0:10.87	1:10.67 [6]	0:56.88 [10]	0:46.01 [10]	0:34.62 [11]	0:23.36 [11]	0:12.08 [10]	2.5L	0:34.62
		James Orman		1000m	1000m	(0:13.79)	(0:10.87)	(0:11.39)	(0:11.26)	(0:11.28)	(0:12.08)		-4
7	17	MIO SORRENTO	2	68.6	0:10.85	1:10.79 [7]	0:57.40 [3]	0:46.55 [4]	0:35.26 [4]	0:23.82 [6]	0:12.35 [7]	3.19L	0:35.26
		Craig Williams		Overall	1000m	(0:13.39)	(0:10.85)	(0:11.29)	(0:11.44)	(0:11.47)	(0:12.35)		-2
8	3	MICRO	17	67.9	0:10.78	1:10.85 [8]	0:56.71 [12]	0:45.93 [12]	0:34.70 [12]	0:23.51 [12]	0:12.36 [9]	3.54L	0:34.70
		Jake Molloy		1000m	1000m	(0:14.14)	(0:10.78)	(0:11.23)	(0:11.19)	(0:11.15)	(0:12.36)		+0
9	9	EXPECTANT	14	69.4	0:10.72	1:11.04 [9]	0:57.08 [11]	0:46.36 [11]	0:35.16 [10]	0:23.88 [10]	0:12.44 [11]	4.66L	0:35.16
		Georgina Cartwright		Overall	1000m	(0:13.96)	(0:10.72)	(0:11.20)	(0:11.28)	(0:11.44)	(0:12.44)		-5
10	14	MOUNT FUJI	3	68.6	0:10.85	1:11.14 [10]	0:57.59 [7]	0:46.74 [7]	0:35.47 [7]	0:24.11 [8]	0:12.49 [12]	5.28L	0:35.47
		Jake Bayliss		1000m	1000m	(0:13.55)	(0:10.85)	(0:11.27)	(0:11.36)	(0:11.62)	(0:12.49)		-2

Scratched: Allez Zou (#11), Thankful Heart (#15), Hurts So Good (#18), Enabler (#19), Tectonic Plate (#10), Fire King (#1), Redzoust (#5)



## Doomben QLD Professional

### Race 9: BECOME A BRC MEMBER BENCHMARK 70 Handicap - 1200m

12 June 2024 - 16:37



BRISBANE  
RACING CLUB

Track Rating: Good 4, Weather: Fine, Rail Position: +9m Entire

Section					Overall	1000m	800m	600m	400m	200m	Last 600m			
Field Times					1:10.25 (0:13.20)	0:57.05 (0:10.64)	0:46.41 (0:11.27)	0:35.14 (0:11.40)	0:23.74 (0:11.50)	0:12.24 (0:12.24)	0:35.14			
Rank	TAB	Horse/Jockey	Barrier	Top Speed [km/h]	Fastest Section							Margin		Distance Travelled [m]
11	6	DASHING GEE GEE	11	69.7	0:10.66	1:11.23 [11]	0:57.78 [5]	0:47.12 [3]	0:36.00 [3]	0:24.55 [3]	0:12.96 [4]	5.82L	0:36.00	+0
		Dale Smith		1000m	1000m	(0:13.45)	(0:10.66)	(0:11.12)	(0:11.45)	(0:11.59)	(0:12.96)			
12	8	MAGIC IN ME	6	69.6	0:10.65	1:11.44 [12]	0:58.20 [2]	0:47.55 [2]	0:36.23 [2]	0:24.79 [2]	0:12.96 [8]	7.04L	0:36.23	-3
		Nozi Tomizawa		1000m	1000m	(0:13.24)	(0:10.65)	(0:11.32)	(0:11.44)	(0:11.83)	(0:12.96)			

Scratched: Allez Zou (#11), Thankful Heart (#15), Hurts So Good (#18), Enabler (#19), Tectonic Plate (#10), Fire King (#1), Redzoust (#5)



Horse/Jockey Name	Blakmax
Final Rank	1
Fastest Section Time (Section)	0:10.86 (1000m)
Top Speed [km/h] (Section)	68.2 (1000m)
Race State	Finished

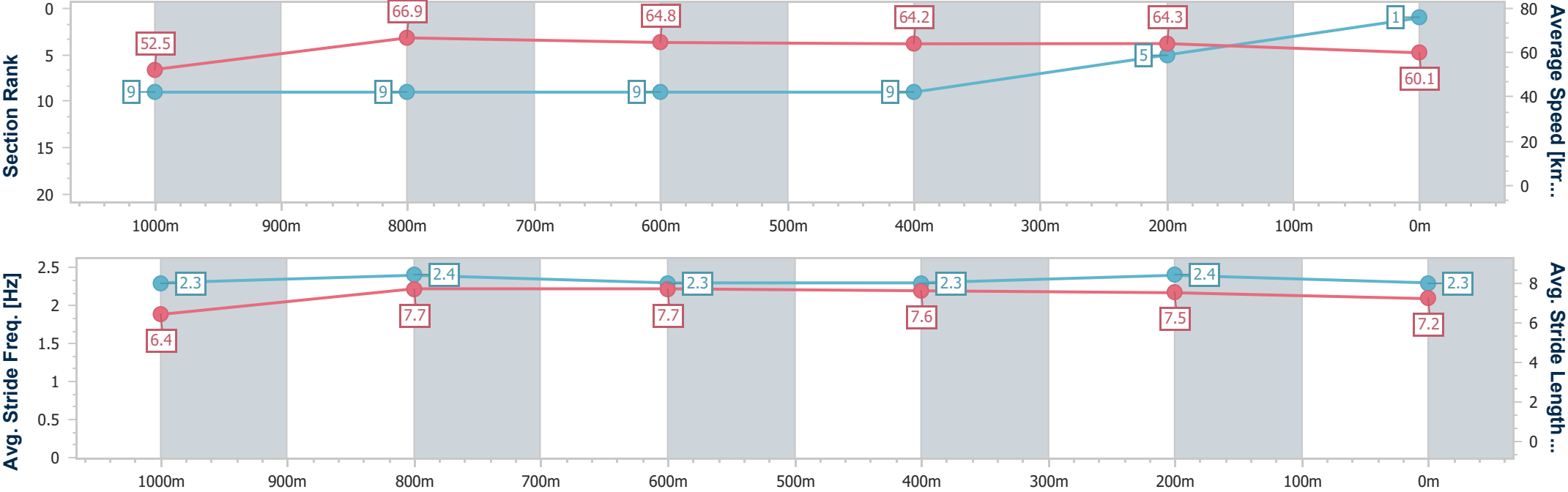


Doomben QLD Professional  
Race 9: BECOME A BRC MEMBER BENCHMARK 70 Handicap - 1200m  
12 June 2024 - 16:37  
Track Rating: Good 4, Weather: Fine, Rail Position: +9m Entire



BRISBANE  
RACING CLUB

Section	Overall	1000m	800m	600m	400m	200m								
Section Times	1:10.25 [1] (0:13.71)	0:56.54 [9] (0:10.86)	0:45.68 [9] (0:11.21)	0:34.47 [9] (0:11.28)	0:23.19 [9] (0:11.23)	0:11.96 [5] (0:11.96)								
Average Speed [km/h]	52.5	66.9	64.8	64.2	64.3	60.1								
Top Speed [km/h]	67.2	68.2	65.9	64.9	65.2	64.1								
Avg. Dist. to Rail [m]	6.8	2.9	2.1	0.6	2.1	2.6								
Avg. Stride Freq. [Hz]	2.3	2.4	2.3	2.3	2.4	2.3								
Avg. Stride Length [m]	6.4	7.7	7.7	7.6	7.5	7.2								





Horse/Jockey Name	Amore Veloce
Final Rank	2
Fastest Section Time (Section)	0:10.64 (1000m)
Top Speed [km/h] (Section)	69.1 (Overall)
Race State	Finished

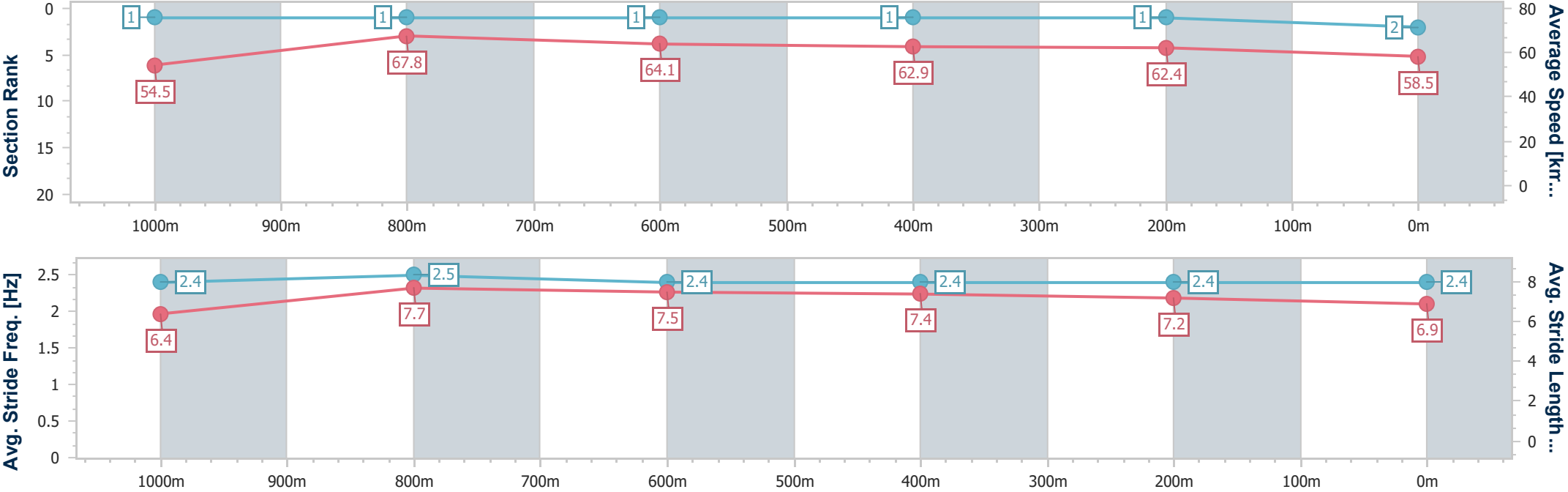


Doomben QLD Professional  
Race 9: BECOME A BRC MEMBER BENCHMARK 70 Handicap - 1200m  
12 June 2024 - 16:37  
Track Rating: Good 4, Weather: Fine, Rail Position: +9m Entire



BRISBANE  
RACING CLUB

Section	Overall	1000m	800m	600m	400m	200m							
Section Times	1:10.34 [2] (0:13.20)	0:57.14 [1] (0:10.64)	0:46.50 [1] (0:11.27)	0:35.23 [1] (0:11.40)	0:23.83 [1] (0:11.50)	0:12.33 [1] (0:12.33)							
Average Speed [km/h]	54.5	67.8	64.1	62.9	62.4	58.5							
Top Speed [km/h]	69.1	68.8	65.1	64.2	63.7	61.4							
Avg. Dist. to Rail [m]	1.8	0.7	0.5	0.5	1.6	1.8							
Avg. Stride Freq. [Hz]	2.4	2.5	2.4	2.4	2.4	2.4							
Avg. Stride Length [m]	6.4	7.7	7.5	7.4	7.2	6.9							







Horse/Jockey Name	Boodua Romance
Final Rank	3
Fastest Section Time (Section)	0:10.83 (1000m)
Top Speed [km/h] (Section)	68.6 (1000m)
Race State	Finished

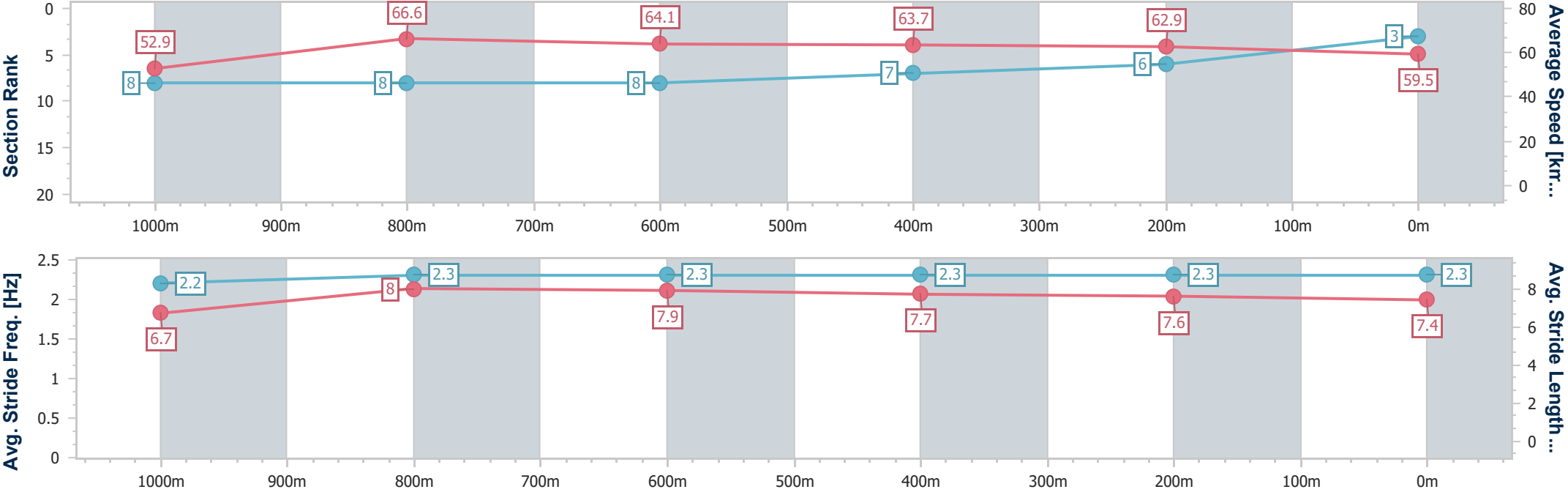


Doomben QLD Professional  
Race 9: BECOME A BRC MEMBER BENCHMARK 70 Handicap - 1200m  
12 June 2024 - 16:37  
Track Rating: Good 4, Weather: Fine, Rail Position: +9m Entire



BRISBANE  
RACING CLUB

Section	Overall	1000m	800m	600m	400m	200m								
Section Times	1:10.52 [3] (0:13.65)	0:56.87 [8] (0:10.83)	0:46.04 [8] (0:11.26)	0:34.78 [8] (0:11.29)	0:23.49 [7] (0:11.38)	0:12.11 [6] (0:12.11)								
Average Speed [km/h]	52.9	66.6	64.1	63.7	62.9	59.5								
Top Speed [km/h]	68.4	68.6	65.6	64.8	64.1	62.3								
Avg. Dist. to Rail [m]	3.8	1.1	0.6	1.0	1.8	2.0								
Avg. Stride Freq. [Hz]	2.2	2.3	2.3	2.3	2.3	2.3								
Avg. Stride Length [m]	6.7	8.0	7.9	7.7	7.6	7.4								





Horse/Jockey Name	Bluestone Lane
Final Rank	4
Fastest Section Time (Section)	0:10.86 (1000m)
Top Speed [km/h] (Section)	68.6 (1000m)
Race State	Finished

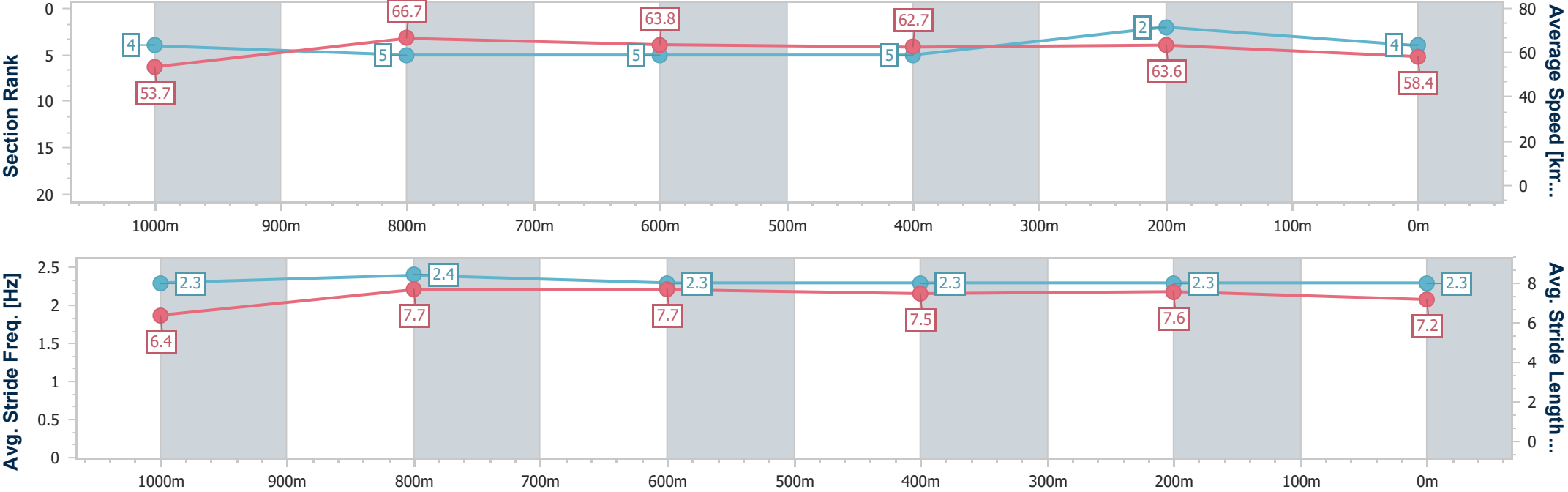


Doomben QLD Professional  
Race 9: BECOME A BRC MEMBER BENCHMARK 70 Handicap - 1200m  
12 June 2024 - 16:37  
Track Rating: Good 4, Weather: Fine, Rail Position: +9m Entire



BRISBANE  
RACING CLUB

Section	Overall	1000m	800m	600m	400m	200m								
Section Times	1:10.56 [4] (0:13.42)	0:57.14 [4] (0:10.86)	0:46.28 [5] (0:11.29)	0:34.99 [5] (0:11.38)	0:23.61 [5] (0:11.28)	0:12.33 [2] (0:12.33)								
Average Speed [km/h]	53.7	66.7	63.8	62.7	63.6	58.4								
Top Speed [km/h]	68.6	68.6	65.5	63.9	64.5	61.7								
Avg. Dist. to Rail [m]	1.6	1.5	0.8	1.5	1.5	0.7								
Avg. Stride Freq. [Hz]	2.3	2.4	2.3	2.3	2.3	2.3								
Avg. Stride Length [m]	6.4	7.7	7.7	7.5	7.6	7.2								





Horse/Jockey Name	Divine Okay
Final Rank	5
Fastest Section Time (Section)	0:10.79 (1000m)
Top Speed [km/h] (Section)	68.4 (1000m)
Race State	Finished

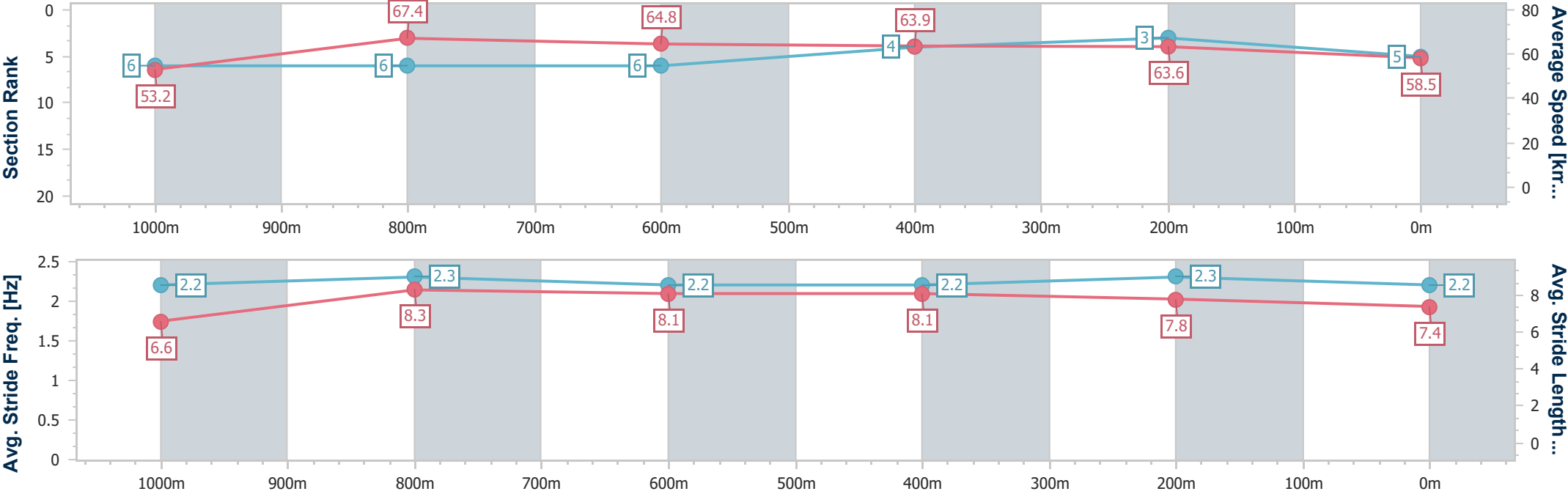


Doomben QLD Professional  
Race 9: BECOME A BRC MEMBER BENCHMARK 70 Handicap - 1200m  
12 June 2024 - 16:37  
Track Rating: Good 4, Weather: Fine, Rail Position: +9m Entire



BRISBANE  
RACING CLUB

Section	Overall	1000m	800m	600m	400m	200m							
Section Times	1:10.57 [5] (0:13.53)	0:57.04 [6] (0:10.79)	0:46.25 [6] (0:11.32)	0:34.93 [6] (0:11.30)	0:23.63 [4] (0:11.31)	0:12.32 [3] (0:12.32)							
Average Speed [km/h]	53.2	67.4	64.8	63.9	63.6	58.5							
Top Speed [km/h]	68.3	68.4	66.2	64.5	65.3	61.4							
Avg. Dist. to Rail [m]	4.8	3.4	2.8	1.0	1.2	0.8							
Avg. Stride Freq. [Hz]	2.2	2.3	2.2	2.2	2.3	2.2							
Avg. Stride Length [m]	6.6	8.3	8.1	8.1	7.8	7.4							





Horse/Jockey Name	Casrock
Final Rank	6
Fastest Section Time (Section)	0:10.87 (1000m)
Top Speed [km/h] (Section)	68.0 (1000m)
Race State	Finished

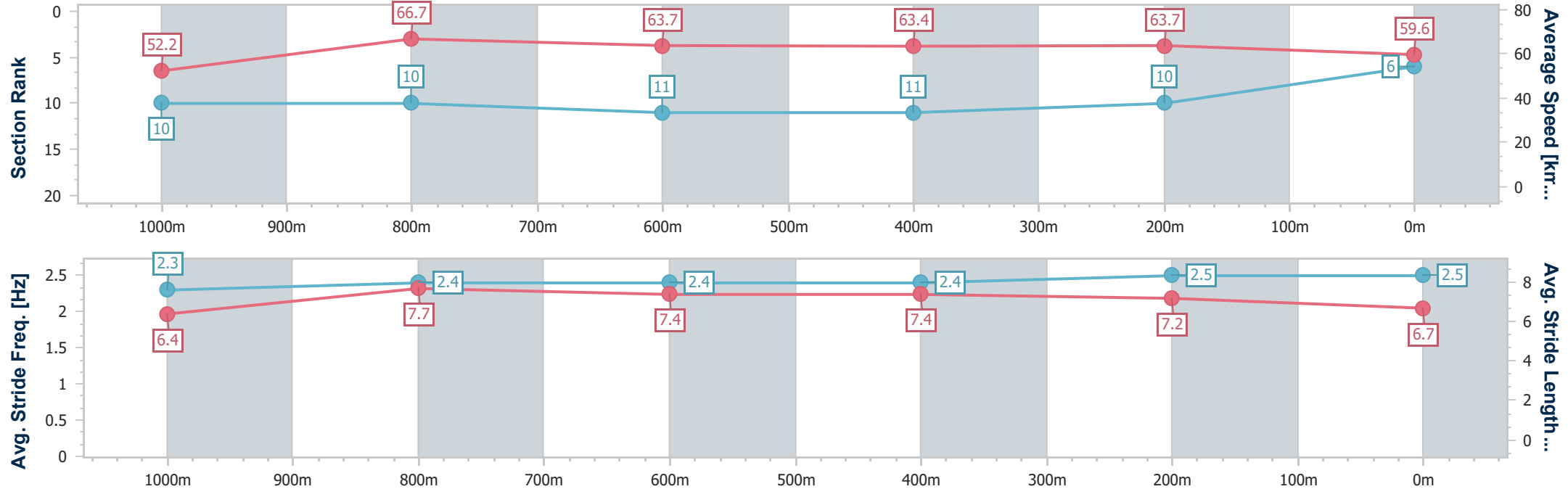


Doomben QLD Professional  
Race 9: BECOME A BRC MEMBER BENCHMARK 70 Handicap - 1200m  
12 June 2024 - 16:37  
Track Rating: Good 4, Weather: Fine, Rail Position: +9m Entire



BRISBANE  
RACING CLUB

Section	Overall	1000m	800m	600m	400m	200m							
Section Times	1:10.67 [6] (0:13.79)	0:56.88 [10] (0:10.87)	0:46.01 [10] (0:11.39)	0:34.62 [11] (0:11.26)	0:23.36 [11] (0:11.28)	0:12.08 [10] (0:12.08)							
Average Speed [km/h]	52.2	66.7	63.7	63.4	63.7	59.6							
Top Speed [km/h]	66.6	68.0	64.9	65.0	65.4	61.8							
Avg. Dist. to Rail [m]	4.9	1.7	0.9	1.1	2.1	1.7							
Avg. Stride Freq. [Hz]	2.3	2.4	2.4	2.4	2.5	2.5							
Avg. Stride Length [m]	6.4	7.7	7.4	7.4	7.2	6.7							





Horse/Jockey Name	Mio Sorrento
Final Rank	7
Fastest Section Time (Section)	0:10.85 (1000m)
Top Speed [km/h] (Section)	68.6 (Overall)
Race State	Finished

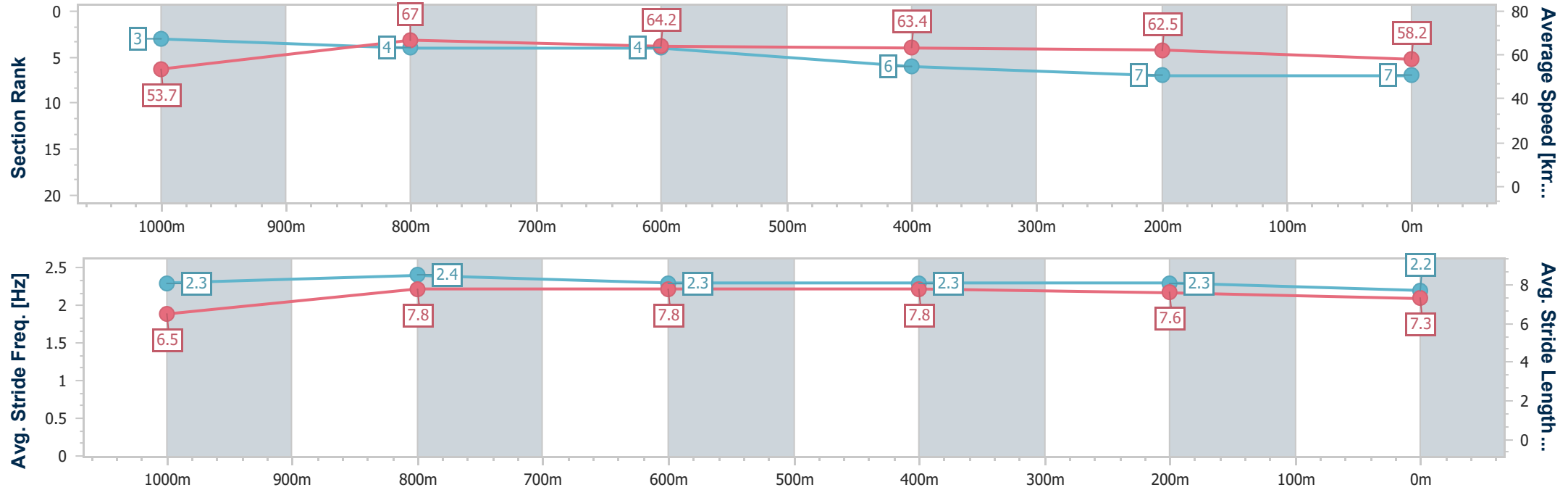


Doomben QLD Professional  
Race 9: BECOME A BRC MEMBER BENCHMARK 70 Handicap - 1200m  
12 June 2024 - 16:37  
Track Rating: Good 4, Weather: Fine, Rail Position: +9m Entire



BRISBANE  
RACING CLUB

Section	Overall	1000m	800m	600m	400m	200m								
Section Times	1:10.79 [7] (0:13.39)	0:57.40 [3] (0:10.85)	0:46.55 [4] (0:11.29)	0:35.26 [4] (0:11.44)	0:23.82 [6] (0:11.47)	0:12.35 [7] (0:12.35)								
Average Speed [km/h]	53.7	67.0	64.2	63.4	62.5	58.2								
Top Speed [km/h]	68.6	68.6	65.6	64.6	63.4	61.5								
Avg. Dist. to Rail [m]	3.4	2.9	1.6	0.5	0.5	0.7								
Avg. Stride Freq. [Hz]	2.3	2.4	2.3	2.3	2.3	2.2								
Avg. Stride Length [m]	6.5	7.8	7.8	7.8	7.6	7.3								



[ ] Ranking at each section and finish  
-.-.- No data available at this section  
NA No data available



Horse/Jockey Name	Micro
Final Rank	8
Fastest Section Time (Section)	0:10.78 (1000m)
Top Speed [km/h] (Section)	67.9 (1000m)
Race State	Finished

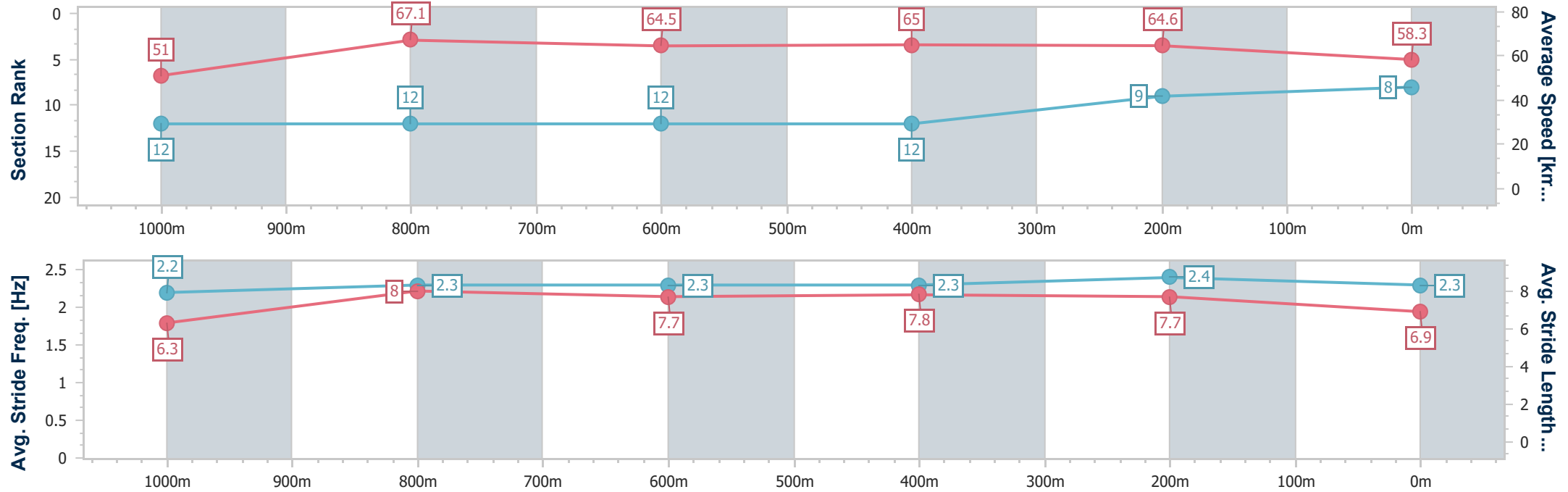


Doomben QLD Professional  
Race 9: BECOME A BRC MEMBER BENCHMARK 70 Handicap - 1200m  
12 June 2024 - 16:37  
Track Rating: Good 4, Weather: Fine, Rail Position: +9m Entire



BRISBANE  
RACING CLUB

Section	Overall	1000m	800m	600m	400m	200m								
Section Times	1:10.85 [8] (0:14.14)	0:56.71 [12] (0:10.78)	0:45.93 [12] (0:11.23)	0:34.70 [12] (0:11.19)	0:23.51 [12] (0:11.15)	0:12.36 [9] (0:12.36)								
Average Speed [km/h]	51.0	67.1	64.5	65.0	64.6	58.3								
Top Speed [km/h]	67.3	67.9	65.9	65.7	66.2	62.1								
Avg. Dist. to Rail [m]	6.0	1.5	1.5	1.0	2.4	2.7								
Avg. Stride Freq. [Hz]	2.2	2.3	2.3	2.3	2.4	2.3								
Avg. Stride Length [m]	6.3	8.0	7.7	7.8	7.7	6.9								





Horse/Jockey Name	Expectant
Final Rank	9
Fastest Section Time (Section)	0:10.72 (1000m)
Top Speed [km/h] (Section)	69.4 (Overall)
Race State	Finished

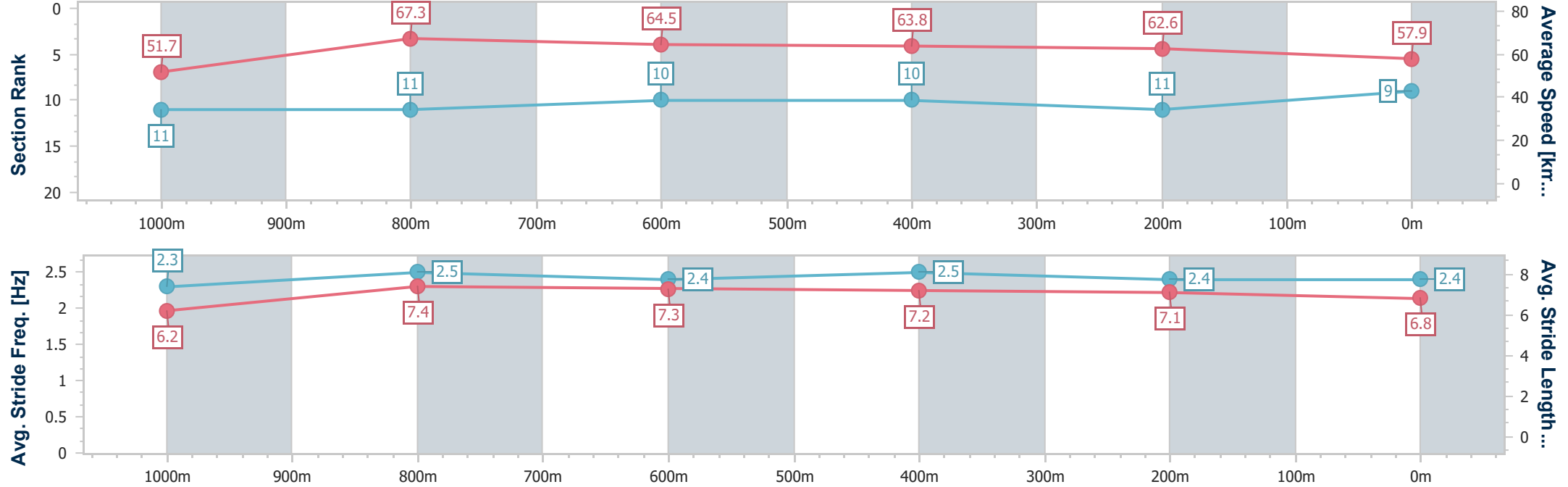


Doomben QLD Professional  
Race 9: BECOME A BRC MEMBER BENCHMARK 70 Handicap - 1200m  
12 June 2024 - 16:37  
Track Rating: Good 4, Weather: Fine, Rail Position: +9m Entire



BRISBANE  
RACING CLUB

Section	Overall	1000m	800m	600m	400m	200m								
Section Times	1:11.04 [9] (0:13.96)	0:57.08 [11] (0:10.72)	0:46.36 [11] (0:11.20)	0:35.16 [10] (0:11.28)	0:23.88 [10] (0:11.44)	0:12.44 [11] (0:12.44)								
Average Speed [km/h]	51.7	67.3	64.5	63.8	62.6	57.9								
Top Speed [km/h]	69.4	69.1	66.5	64.1	64.0	62.0								
Avg. Dist. to Rail [m]	5.3	0.9	1.1	1.1	1.0	1.2								
Avg. Stride Freq. [Hz]	2.3	2.5	2.4	2.5	2.4	2.4								
Avg. Stride Length [m]	6.2	7.4	7.3	7.2	7.1	6.8								





Horse/Jockey Name	Mount Fuji
Final Rank	10
Fastest Section Time (Section)	0:10.85 (1000m)
Top Speed [km/h] (Section)	68.6 (1000m)
Race State	Finished

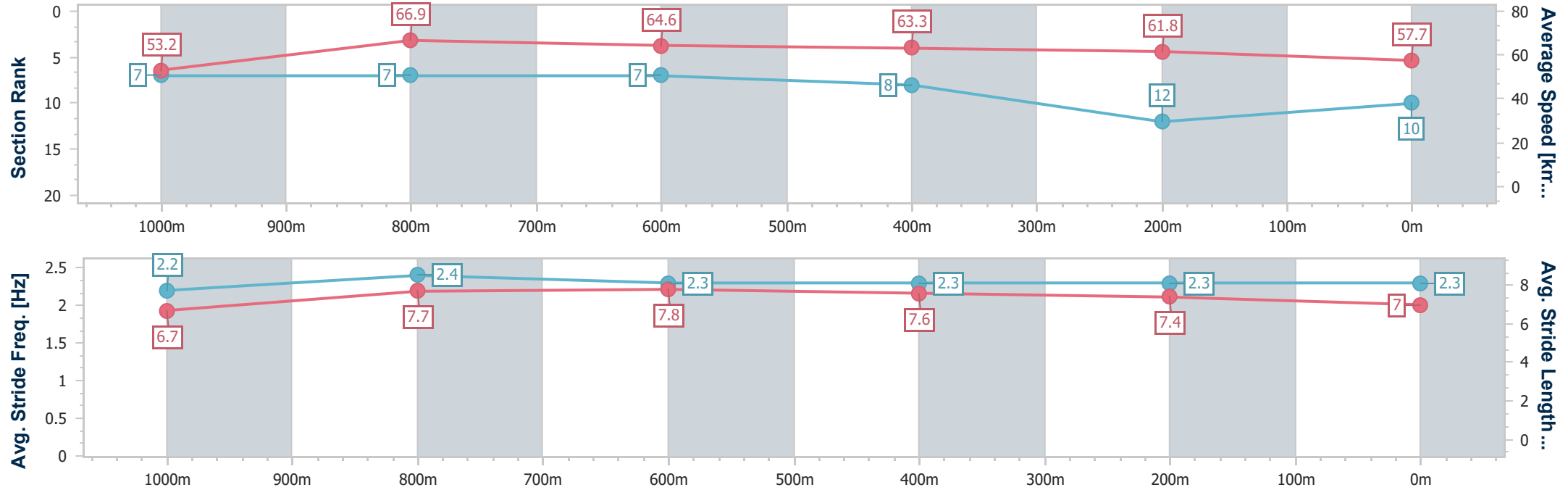


Doomben QLD Professional  
Race 9: BECOME A BRC MEMBER BENCHMARK 70 Handicap - 1200m  
12 June 2024 - 16:37  
Track Rating: Good 4, Weather: Fine, Rail Position: +9m Entire



BRISBANE  
RACING CLUB

Section	Overall	1000m	800m	600m	400m	200m								
Section Times	1:11.14 [10] (0:13.55)	0:57.59 [7] (0:10.85)	0:46.74 [7] (0:11.27)	0:35.47 [7] (0:11.36)	0:24.11 [8] (0:11.62)	0:12.49 [12] (0:12.49)								
Average Speed [km/h]	53.2	66.9	64.6	63.3	61.8	57.7								
Top Speed [km/h]	67.7	68.6	65.3	64.0	64.4	61.7								
Avg. Dist. to Rail [m]	2.8	2.4	1.6	0.3	0.5	0.8								
Avg. Stride Freq. [Hz]	2.2	2.4	2.3	2.3	2.3	2.3								
Avg. Stride Length [m]	6.7	7.7	7.8	7.6	7.4	7.0								







Horse/Jockey Name	Dashing Gee Gee
Final Rank	11
Fastest Section Time (Section)	0:10.66 (1000m)
Top Speed [km/h] (Section)	69.7 (1000m)
Race State	Finished

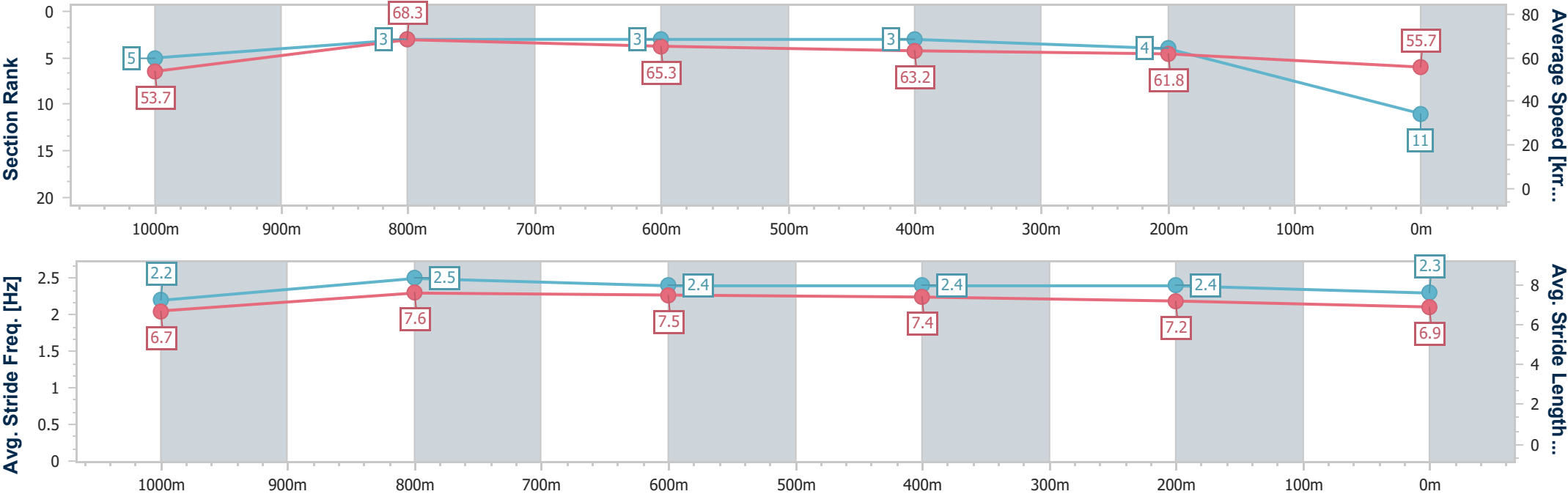


Doomben QLD Professional  
Race 9: BECOME A BRC MEMBER BENCHMARK 70 Handicap - 1200m  
12 June 2024 - 16:37  
Track Rating: Good 4, Weather: Fine, Rail Position: +9m Entire



BRISBANE  
RACING CLUB

Section	Overall	1000m	800m	600m	400m	200m								
Section Times	1:11.23 [11] (0:13.45)	0:57.78 [5] (0:10.66)	0:47.12 [3] (0:11.12)	0:36.00 [3] (0:11.45)	0:24.55 [3] (0:11.59)	0:12.96 [4] (0:12.96)								
Average Speed [km/h]	53.7	68.3	65.3	63.2	61.8	55.7								
Top Speed [km/h]	68.4	69.7	67.1	65.0	62.9	59.8								
Avg. Dist. to Rail [m]	8.3	4.3	2.2	1.0	0.4	0.5								
Avg. Stride Freq. [Hz]	2.2	2.5	2.4	2.4	2.4	2.3								
Avg. Stride Length [m]	6.7	7.6	7.5	7.4	7.2	6.9								





Horse/Jockey Name	Magic In Me
Final Rank	12
Fastest Section Time (Section)	0:10.65 (1000m)
Top Speed [km/h] (Section)	69.6 (1000m)
Race State	Finished



Doomben QLD Professional  
Race 9: BECOME A BRC MEMBER BENCHMARK 70 Handicap - 1200m  
12 June 2024 - 16:37  
Track Rating: Good 4, Weather: Fine, Rail Position: +9m Entire



BRISBANE  
RACING CLUB

Section	Overall	1000m	800m	600m	400m	200m							
Section Times	1:11.44 [12] (0:13.24)	0:58.20 [2] (0:10.65)	0:47.55 [2] (0:11.32)	0:36.23 [2] (0:11.44)	0:24.79 [2] (0:11.83)	0:12.96 [8] (0:12.96)							
Average Speed [km/h]	54.5	68.0	63.9	62.8	60.8	55.4							
Top Speed [km/h]	69.4	69.6	65.1	65.1	61.5	59.0							
Avg. Dist. to Rail [m]	6.1	2.6	1.1	0.6	0.4	0.2							
Avg. Stride Freq. [Hz]	2.4	2.5	2.4	2.4	2.4	2.3							
Avg. Stride Length [m]	6.2	7.6	7.3	7.2	7.0	6.8							

