



# Rockhampton QLD Professional

## Race 1: MARK BUNT MENSWEAR BENCHMARK 65 Handicap - 1802m

30 June 2024 - 10:55



Track Rating: Heavy 8, Weather: Overcast, Rail Position: +0.5m

Section					Overall	1600m	1400m	1200m	1000m	800m	600m	Last 600m		
Field Times					1:50.37 (0:14.46)	1:35.91 (0:11.86)	1:24.05 (0:11.81)	1:12.24 (0:11.98)	1:00.26 (0:11.98)	0:48.28 (0:12.33)	0:35.95 (0:11.61)	0:35.95		
Rank	TAB	Horse/Jockey	Barrier	Top Speed [km/h]	Fastest Section								Distance Travelled [m]	
1	1	TAVIS TOWN	7	64.2	0:11.59	1:50.37 [1]	1:35.66 [2]	1:23.78 [2]	1:12.03 [2]	1:00.10 [2]	0:48.23 [2]	0:35.93 [2]	0:35.93	
		Sean Cormack		600m	600m	(0:14.71)	(0:11.88)	(0:11.75)	(0:11.93)	(0:11.87)	(0:12.30)	(0:11.59)		
2	4	SEERESS	4	64.7	0:11.34	1:50.40 [2]	1:35.30 [5]	1:23.36 [5]	1:11.68 [5]	0:59.65 [6]	0:47.67 [6]	0:35.49 [5]	0:35.49	-4
		Tahlia Fenlon		600m	600m	(0:15.10)	(0:11.94)	(0:11.68)	(0:12.03)	(0:11.98)	(0:12.18)	(0:11.34)		
3	6	BRAND NEW	3	63.4	0:11.74	1:50.72 [3]	1:36.26 [1]	1:24.40 [1]	1:12.59 [1]	1:00.61 [1]	0:48.63 [1]	0:36.30 [1]	0:36.30	-2
		Justin Stanley		1600m	600m	(0:14.46)	(0:11.86)	(0:11.81)	(0:11.98)	(0:11.98)	(0:12.33)	(0:11.74)		
4	2	MURRAJONG ROAD	1	63.6	0:11.63	1:50.86 [4]	1:36.11 [3]	1:24.11 [4]	1:12.33 [4]	1:00.33 [4]	0:48.40 [4]	0:36.24 [3]	0:36.24	-6
		Justin Huxtable		600m	600m	(0:14.75)	(0:12.00)	(0:11.78)	(0:12.00)	(0:11.93)	(0:12.16)	(0:11.63)		
5	5	FLAMENCO ROSE	5	64.6	0:11.40	1:51.74 [5]	1:36.63 [6]	1:24.70 [6]	1:12.90 [6]	1:01.00 [5]	0:49.20 [5]	0:36.80 [6]	0:36.80	+3
		Chris McIver		600m	600m	(0:15.11)	(0:11.93)	(0:11.80)	(0:11.90)	(0:11.80)	(0:12.40)	(0:11.40)		
6	3	RANGI TOA	2	63.3	0:11.60	1:51.99 [6]	1:37.21 [4]	1:25.24 [3]	1:13.49 [3]	1:01.55 [3]	0:49.65 [3]	0:37.32 [4]	0:37.32	+1
		Brendon Newport		600m	600m	(0:14.78)	(0:11.97)	(0:11.75)	(0:11.94)	(0:11.90)	(0:12.33)	(0:11.60)		

Scratched: Whatjeudoin' (#7), Girramay (#8)



# Rockhampton QLD Professional

## Race 1: MARK BUNT MENSWEAR BENCHMARK 65 Handicap - 1802m

30 June 2024 - 10:55



Track Rating: Heavy 8, Weather: Overcast, Rail Position: +0.5m

Section						400m	200m			Last 600m
Field Times						0:24.34 (0:11.79)	0:12.55 (0:12.55)			0:35.95
Rank	TAB	Horse/Jockey	Barrier	Top Speed [km/h]	Fastest Section			Margin		
1	1	TAVIS TOWN	7	64.2	0:11.59	0:24.34 [1]	0:12.55 [1]	1:50.37	0:35.93	
		Sean Cormack		600m	600m	(0:11.79)	(0:12.55)			
2	4	SEERESS	4	64.7	0:11.34	0:24.15 [4]	0:12.41 [3]	0.15L	0:35.49	
		Tahlia Fenlon		600m	600m	(0:11.74)	(0:12.41)		-4	
3	6	BRAND NEW	3	63.4	0:11.74	0:24.56 [2]	0:12.78 [2]	2.02L	0:36.30	
		Justin Stanley		1600m	600m	(0:11.78)	(0:12.78)		-2	
4	2	MURRAJONG ROAD	1	63.6	0:11.63	0:24.61 [3]	0:12.80 [4]	2.89L	0:36.24	
		Justin Huxtable		600m	600m	(0:11.81)	(0:12.80)		-6	
5	5	FLAMENCO ROSE	5	64.6	0:11.40	0:25.40 [6]	0:13.39 [5]	8.04L	0:36.80	
		Chris McIver		600m	600m	(0:12.01)	(0:13.39)		+3	
6	3	RANGI TOA	2	63.3	0:11.60	0:25.72 [5]	0:13.50 [6]	9.53L	0:37.32	
		Brendon Newport		600m	600m	(0:12.22)	(0:13.50)		+1	

Scratched: Whatjeudoin' (#7), Girramay (#8)





Horse/Jockey Name	Tavis Town
Final Rank	1
Fastest Section Time (Section)	0:11.59 (600m)
Top Speed [km/h] (Section)	64.2 (600m)
Race State	Finished



Rockhampton QLD Professional

Race 1: MARK BUNT MENSWEAR BENCHMARK 65 Handicap - 1802m

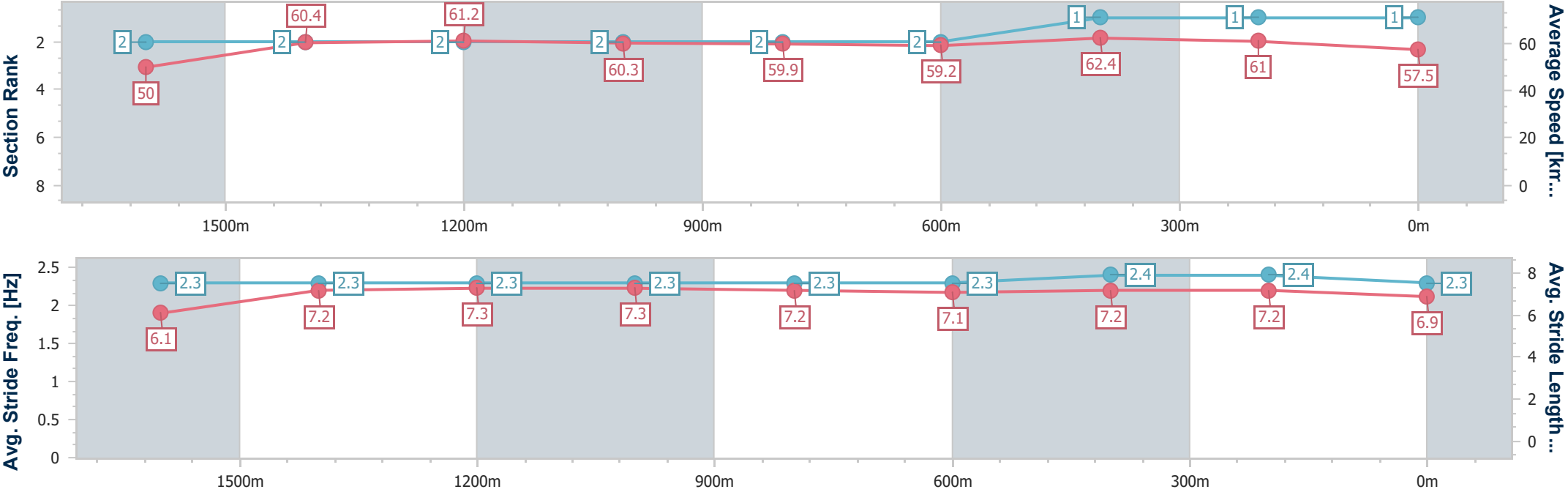
30 June 2024 - 10:55

Track Rating: Heavy 8, Weather: Overcast, Rail Position: +0.5m

Callaghan Park

ROCKHAMPTON JOCKEY CLUB

Section	Overall	1600m	1400m	1200m	1000m	800m	600m	400m	200m			
Section Times	1:50.37 [1] (0:14.71)	1:35.66 [2] (0:11.88)	1:23.78 [2] (0:11.75)	1:12.03 [2] (0:11.93)	1:00.10 [2] (0:11.87)	0:48.23 [2] (0:12.30)	0:35.93 [2] (0:11.59)	0:24.34 [1] (0:11.79)	0:12.55 [1] (0:12.55)			
Average Speed [km/h]	50.0	60.4	61.2	60.3	59.9	59.2	62.4	61.0	57.5			
Top Speed [km/h]	60.3	61.6	61.7	61.0	60.9	61.1	64.2	63.4	60.1			
Avg. Dist. to Rail [m]	5.9	2.1	1.2	1.3	1.5	1.8	2.4	2.4	2.9			
Avg. Stride Freq. [Hz]	2.3	2.3	2.3	2.3	2.3	2.3	2.4	2.4	2.3			
Avg. Stride Length [m]	6.1	7.2	7.3	7.3	7.2	7.1	7.2	7.2	6.9			



- [ ] Ranking at each section and finish
- .-.- No data available at this section
- NA No data available



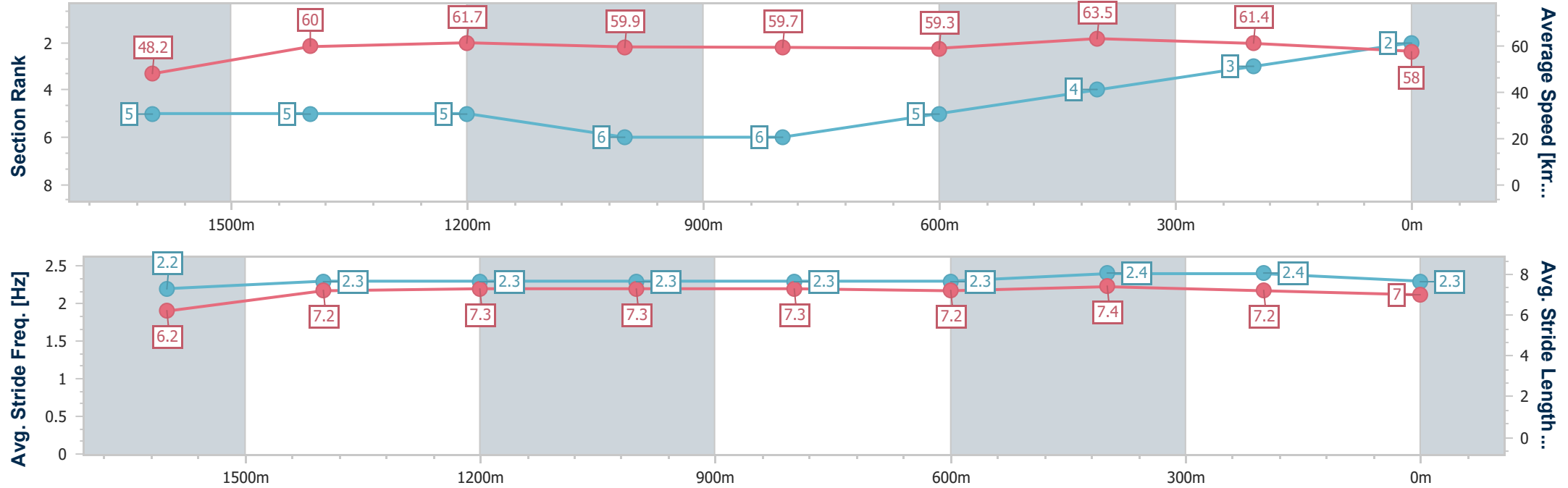
Horse/Jockey Name	Seeress
Final Rank	2
Fastest Section Time (Section)	0:11.34 (600m)
Top Speed [km/h] (Section)	64.7 (600m)
Race State	Finished



Rockhampton QLD Professional  
Race 1: MARK BUNT MENSWEAR BENCHMARK 65 Handicap - 1802m  
30 June 2024 - 10:55  
Track Rating: Heavy 8, Weather: Overcast, Rail Position: +0.5m



Section	Overall	1600m	1400m	1200m	1000m	800m	600m	400m	200m				
Section Times	1:50.40 [2] (0:15.10)	1:35.30 [5] (0:11.94)	1:23.36 [5] (0:11.68)	1:11.68 [5] (0:12.03)	0:59.65 [6] (0:11.98)	0:47.67 [6] (0:12.18)	0:35.49 [5] (0:11.34)	0:24.15 [4] (0:11.74)	0:12.41 [3] (0:12.41)				
Average Speed [km/h]	48.2	60.0	61.7	59.9	59.7	59.3	63.5	61.4	58.0				
Top Speed [km/h]	57.3	61.6	64.1	60.9	61.2	62.5	64.7	63.0	60.6				
Avg. Dist. to Rail [m]	5.4	2.4	1.3	0.6	1.0	1.3	1.7	2.8	3.9				
Avg. Stride Freq. [Hz]	2.2	2.3	2.3	2.3	2.3	2.3	2.4	2.4	2.3				
Avg. Stride Length [m]	6.2	7.2	7.3	7.3	7.3	7.2	7.4	7.2	7.0				





Horse/Jockey Name	Brand New
Final Rank	3
Fastest Section Time (Section)	0:11.74 (600m)
Top Speed [km/h] (Section)	63.4 (1600m)
Race State	Finished



Rockhampton QLD Professional

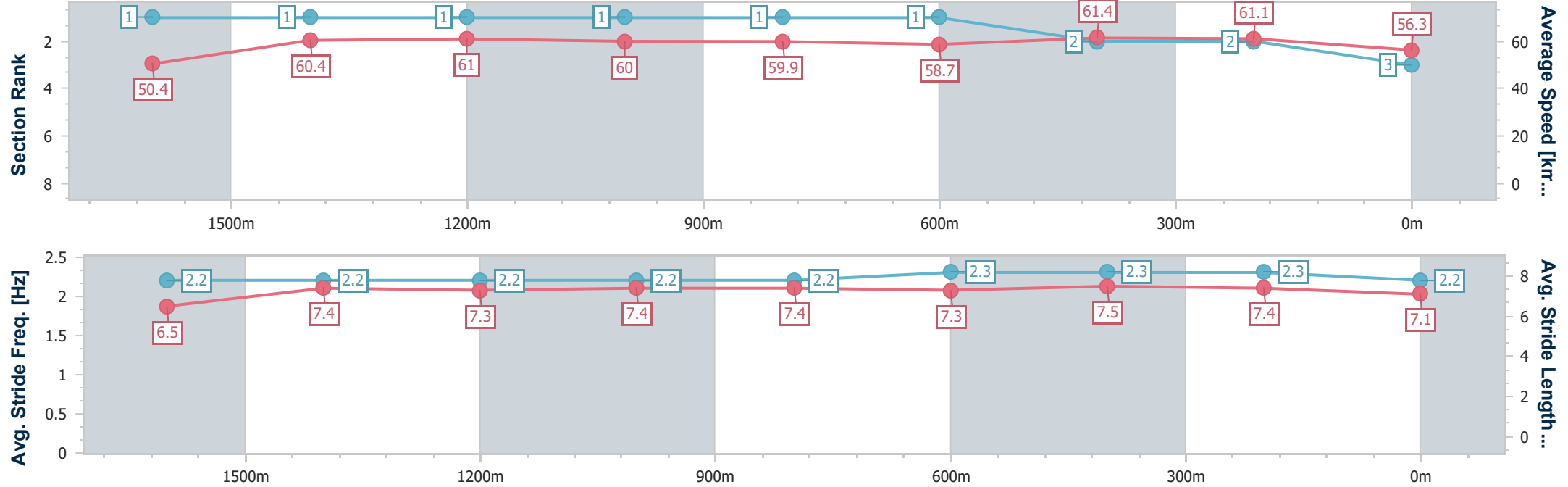
Race 1: MARK BUNT MENSWEAR BENCHMARK 65 Handicap - 1802m

30 June 2024 - 10:55

Track Rating: Heavy 8, Weather: Overcast, Rail Position: +0.5m

Callaghan Park  
ROCKHAMPTON JOCKEY CLUB

Section	Overall	1600m	1400m	1200m	1000m	800m	600m	400m	200m				
Section Times	1:50.72 [3] (0:14.46)	1:36.26 [1] (0:11.86)	1:24.40 [1] (0:11.81)	1:12.59 [1] (0:11.98)	1:00.61 [1] (0:11.98)	0:48.63 [1] (0:12.33)	0:36.30 [1] (0:11.74)	0:24.56 [2] (0:11.78)	0:12.78 [2] (0:12.78)				
Average Speed [km/h]	50.4	60.4	61.0	60.0	59.9	58.7	61.4	61.1	56.3				
Top Speed [km/h]	59.0	63.4	62.0	60.6	62.2	60.8	62.0	62.8	59.2				
Avg. Dist. to Rail [m]	5.0	2.1	0.8	1.2	0.8	0.8	0.5	0.5	1.4				
Avg. Stride Freq. [Hz]	2.2	2.2	2.2	2.2	2.2	2.3	2.3	2.3	2.2				
Avg. Stride Length [m]	6.5	7.4	7.3	7.4	7.4	7.3	7.5	7.4	7.1				



- [ ] Ranking at each section and finish
- .-.- No data available at this section
- NA No data available



Horse/Jockey Name	Murrajong Road
Final Rank	4
Fastest Section Time (Section)	0:11.63 (600m)
Top Speed [km/h] (Section)	63.6 (600m)
Race State	Finished



Rockhampton QLD Professional

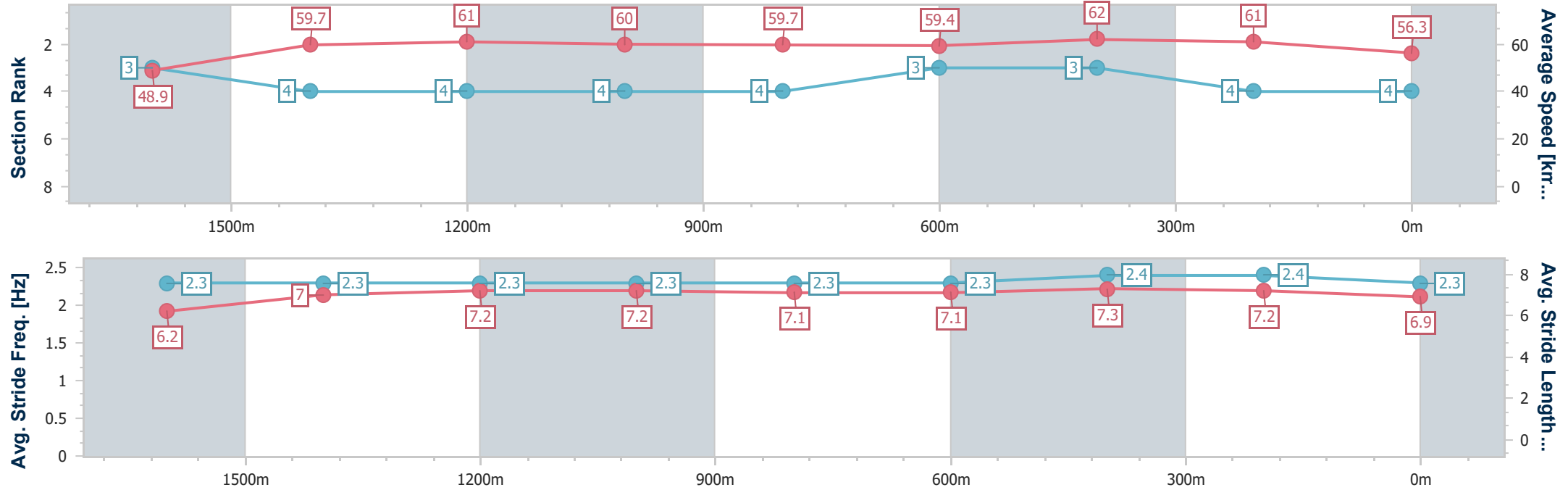
Race 1: MARK BUNT MENSWEAR BENCHMARK 65 Handicap - 1802m

30 June 2024 - 10:55

Track Rating: Heavy 8, Weather: Overcast, Rail Position: +0.5m

Callaghan Park  
ROCKHAMPTON JOCKEY CLUB

Section	Overall	1600m	1400m	1200m	1000m	800m	600m	400m	200m				
Section Times	1:50.86 [4] (0:14.75)	1:36.11 [3] (0:12.00)	1:24.11 [4] (0:11.78)	1:12.33 [4] (0:12.00)	1:00.33 [4] (0:11.93)	0:48.40 [4] (0:12.16)	0:36.24 [3] (0:11.63)	0:24.61 [3] (0:11.81)	0:12.80 [4] (0:12.80)				
Average Speed [km/h]	48.9	59.7	61.0	60.0	59.7	59.4	62.0	61.0	56.3				
Top Speed [km/h]	58.0	61.2	62.6	61.2	61.0	63.1	63.6	62.7	58.9				
Avg. Dist. to Rail [m]	4.0	2.6	2.7	1.9	1.5	1.1	1.6	2.5	4.5				
Avg. Stride Freq. [Hz]	2.3	2.3	2.3	2.3	2.3	2.3	2.4	2.4	2.3				
Avg. Stride Length [m]	6.2	7.0	7.2	7.2	7.1	7.1	7.3	7.2	6.9				



- [ ] Ranking at each section and finish
- .-.- No data available at this section
- NA No data available



Horse/Jockey Name	Flamenco Rose
Final Rank	5
Fastest Section Time (Section)	0:11.40 (600m)
Top Speed [km/h] (Section)	64.6 (600m)
Race State	Finished



Rockhampton QLD Professional

Race 1: MARK BUNT MENSWEAR BENCHMARK 65 Handicap - 1802m

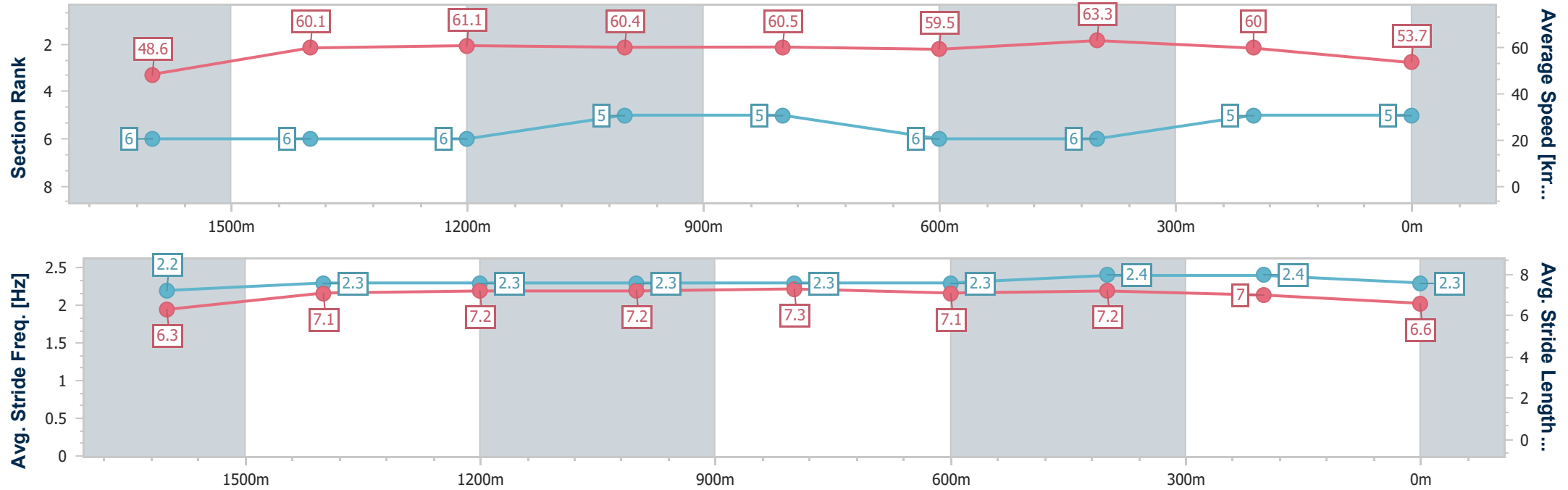
30 June 2024 - 10:55

Track Rating: Heavy 8, Weather: Overcast, Rail Position: +0.5m

Callaghan Park

ROCKHAMPTON JOCKEY CLUB

Section	Overall	1600m	1400m	1200m	1000m	800m	600m	400m	200m				
Section Times	1:51.74 [5] (0:15.11)	1:36.63 [6] (0:11.93)	1:24.70 [6] (0:11.80)	1:12.90 [6] (0:11.90)	1:01.00 [5] (0:11.80)	0:49.20 [5] (0:12.40)	0:36.80 [6] (0:11.40)	0:25.40 [6] (0:12.01)	0:13.39 [5] (0:13.39)				
Average Speed [km/h]	48.6	60.1	61.1	60.4	60.5	59.5	63.3	60.0	53.7				
Top Speed [km/h]	57.8	62.2	62.6	61.1	61.2	62.7	64.6	64.0	57.6				
Avg. Dist. to Rail [m]	5.5	1.7	1.3	1.3	1.4	2.9	4.3	5.4	5.5				
Avg. Stride Freq. [Hz]	2.2	2.3	2.3	2.3	2.3	2.3	2.4	2.4	2.3				
Avg. Stride Length [m]	6.3	7.1	7.2	7.2	7.3	7.1	7.2	7.0	6.6				



- [ ] Ranking at each section and finish
- .-.- No data available at this section
- NA No data available



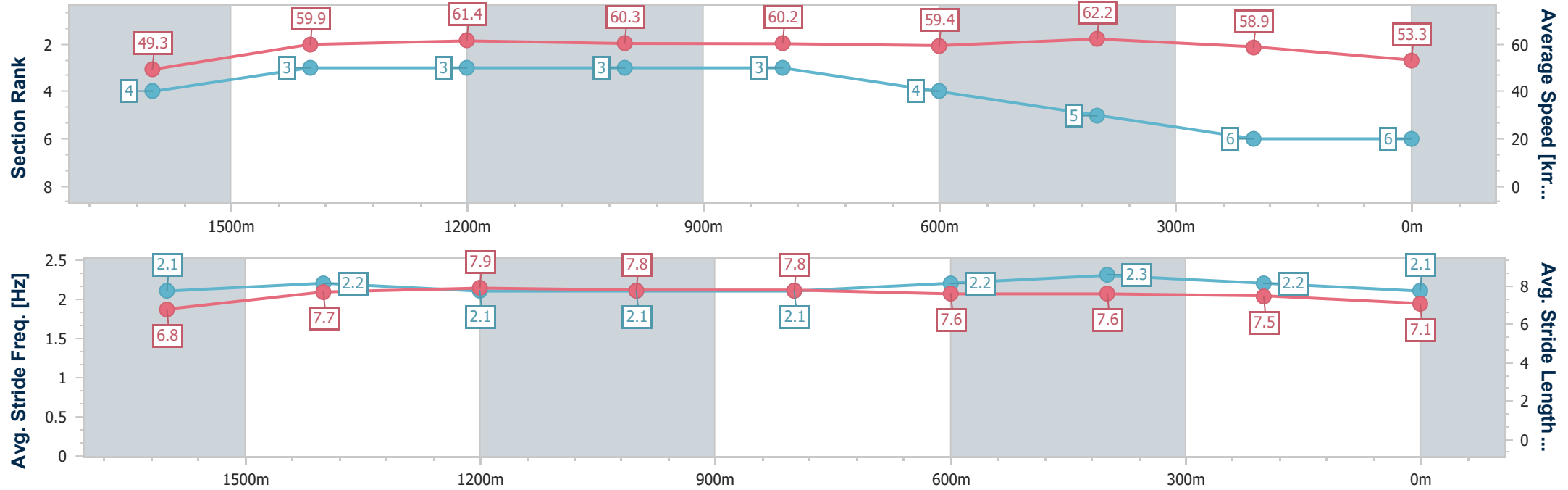
Horse/Jockey Name	Rangi Toa
Final Rank	6
Fastest Section Time (Section)	0:11.60 (600m)
Top Speed [km/h] (Section)	63.3 (600m)
Race State	Finished



Rockhampton QLD Professional  
Race 1: MARK BUNT MENSWEAR BENCHMARK 65 Handicap - 1802m  
30 June 2024 - 10:55  
Track Rating: Heavy 8, Weather: Overcast, Rail Position: +0.5m



Section	Overall	1600m	1400m	1200m	1000m	800m	600m	400m	200m				
Section Times	1:51.99 [6] (0:14.78)	1:37.21 [4] (0:11.97)	1:25.24 [3] (0:11.75)	1:13.49 [3] (0:11.94)	1:01.55 [3] (0:11.90)	0:49.65 [3] (0:12.33)	0:37.32 [4] (0:11.60)	0:25.72 [5] (0:12.22)	0:13.50 [6] (0:13.50)				
Average Speed [km/h]	49.3	59.9	61.4	60.3	60.2	59.4	62.2	58.9	53.3				
Top Speed [km/h]	58.3	61.5	62.4	61.2	60.7	61.0	63.3	61.9	56.9				
Avg. Dist. to Rail [m]	3.9	0.8	0.2	0.1	0.6	1.9	4.7	6.3	6.4				
Avg. Stride Freq. [Hz]	2.1	2.2	2.1	2.1	2.1	2.2	2.3	2.2	2.1				
Avg. Stride Length [m]	6.8	7.7	7.9	7.8	7.8	7.6	7.6	7.5	7.1				





Rockhampton QLD Professional  
Race 2: ROCKY SIGHT AND SOUND Maiden Handicap - 1400m  
30 June 2024 - 11:31



Track Rating: Heavy 8, Weather: Overcast, Rail Position: +0.5m

Section						Overall	1200m	1000m	800m	600m	400m	Last 600m	
Field Times						1:23.57 (0:12.79)	1:10.78 (0:11.15)	0:59.63 (0:11.98)	0:47.65 (0:12.46)	0:35.19 (0:11.44)	0:23.75 (0:11.47)	0:35.19	
Rank	TAB	Horse/Jockey	Barrier	Top Speed [km/h]	Fastest Section								Distance Travelled [m]
1	3	CITY PLAYBOY	10	67.1	0:11.21	1:23.57 [1]	1:10.72 [2]	0:59.51 [2]	0:47.51 [2]	0:35.19 [1]	0:23.75 [1]	0:35.19	
		Justin Huxtable		Overall	1200m	(0:12.85)	(0:11.21)	(0:12.00)	(0:12.32)	(0:11.44)	(0:11.47)		
2	4	HOLY CROWN	7	65.2	0:11.30	1:24.00 [2]	1:11.03 [3]	0:59.73 [3]	0:47.81 [3]	0:35.34 [4]	0:23.88 [3]	0:35.34 +1	
		Warwick Satherley		1200m	1200m	(0:12.97)	(0:11.30)	(0:11.92)	(0:12.47)	(0:11.46)	(0:11.46)		
3	6	GREEN PARK	5	67.1	0:11.27	1:24.07 [3]	1:10.97 [4]	0:59.70 [5]	0:47.85 [4]	0:35.36 [5]	0:23.90 [4]	0:35.36 +5	
		Tasha Chambers		1200m	1200m	(0:13.10)	(0:11.27)	(0:11.85)	(0:12.49)	(0:11.46)	(0:11.42)		
4	10	SUPER ROOSTER	2	64.6	0:11.26	1:24.12 [4]	1:10.91 [6]	0:59.65 [6]	0:47.60 [7]	0:35.17 [8]	0:23.70 [7]	0:35.17 +2	
		Tahlia Fenlon		1200m	1200m	(0:13.21)	(0:11.26)	(0:12.05)	(0:12.43)	(0:11.47)	(0:11.43)		
5	5	JUKE BOX JIMMY	8	66.0	0:11.29	1:24.45 [5]	1:10.73 [10]	0:59.44 [10]	0:47.74 [10]	0:35.37 [10]	0:23.96 [9]	0:35.37 -4	
		Cody Collis		400m	1200m	(0:13.72)	(0:11.29)	(0:11.70)	(0:12.37)	(0:11.41)	(0:11.42)		
6	2	SPIRIT OF HEATH	6	64.7	0:11.25	1:24.51 [6]	1:11.06 [8]	0:59.81 [8]	0:47.84 [8]	0:35.63 [6]	0:24.27 [5]	0:35.63 +3	
		Ryan Wiggins		400m	1200m	(0:13.45)	(0:11.25)	(0:11.97)	(0:12.21)	(0:11.36)	(0:11.51)		
7	1	DAWSON DROVER	3	65.0	0:11.16	1:24.89 [7]	1:11.46 [7]	1:00.30 [7]	0:48.42 [6]	0:36.01 [7]	0:24.37 [10]	0:36.01 -4	
		Ashley Butler		1200m	1200m	(0:13.43)	(0:11.16)	(0:11.88)	(0:12.41)	(0:11.64)	(0:11.82)		
8	8	KLONDIKE STRIKE	4	65.6	0:11.15	1:25.04 [8]	1:12.25 [1]	1:01.10 [1]	0:49.12 [1]	0:36.64 [2]	0:25.05 [2]	0:36.64 -3	
		Justin Stanley		1200m	1200m	(0:12.79)	(0:11.15)	(0:11.98)	(0:12.48)	(0:11.59)	(0:11.75)		
9	9	QUEENBEEL	1	65.1	0:11.18	1:25.25 [9]	1:12.11 [5]	1:00.93 [4]	0:49.01 [5]	0:36.67 [3]	0:25.00 [6]	0:36.67 -3	
		Samantha Collett		1200m	1200m	(0:13.14)	(0:11.18)	(0:11.92)	(0:12.34)	(0:11.67)	(0:11.85)		
10	7	ATLANTIC LACE	9	65.2	0:11.19	1:26.55 [10]	1:12.84 [9]	1:01.65 [9]	0:49.85 [9]	0:37.49 [9]	0:26.08 [8]	0:37.49 +4	
		Brendon Newport		1200m	1200m	(0:13.71)	(0:11.19)	(0:11.80)	(0:12.36)	(0:11.41)	(0:11.91)		

Report Created: Sun 30 June 2024 11:43 GMT+10 (Note: Timing is based on position data)

Page 1/12

[ ] Ranking at each section and finish  
-:-:- No data available at this section  
NA No data available

SCN Saddle cloth number  
DNF Did not finish  
DNT Did not track

data processed by  TRIPLESDATA



# Rockhampton QLD Professional

## Race 2: ROCKY SIGHT AND SOUND Maiden Handicap - 1400m

30 June 2024 - 11:31



Track Rating: Heavy 8, Weather: Overcast, Rail Position: +0.5m

Section		200m					Last 600m		
Field Times		0:12.28 (0:12.28)					0:35.19		
Rank	TAB	Horse/Jockey	Barrier	Top Speed [km/h]	Fastest Section	Margin		Distance Travelled [m]	
1	3	CITY PLAYBOY	10	67.1	0:11.21	0:12.28 [1]	1:23.57	0:35.19	
		Justin Huxtable		Overall	1200m	(0:12.28)			
2	4	HOLY CROWN	7	65.2	0:11.30	0:12.42 [2]	2.53L	0:35.34	+1
		Warwick Satherley		1200m	1200m	(0:12.42)			
3	6	GREEN PARK	5	67.1	0:11.27	0:12.48 [3]	2.99L	0:35.36	+5
		Tasha Chambers		1200m	1200m	(0:12.48)			
4	10	SUPER ROOSTER	2	64.6	0:11.26	0:12.27 [6]	3.27L	0:35.17	+2
		Tahlia Fenlon		1200m	1200m	(0:12.27)			
5	5	JUKE BOX JIMMY	8	66.0	0:11.29	0:12.54 [7]	5.18L	0:35.37	-4
		Cody Collis		400m	1200m	(0:12.54)			
6	2	SPIRIT OF HEATH	6	64.7	0:11.25	0:12.76 [5]	5.54L	0:35.63	+3
		Ryan Wiggins		400m	1200m	(0:12.76)			
7	1	DAWSON DROVER	3	65.0	0:11.16	0:12.55 [9]	7.77L	0:36.01	-4
		Ashley Butler		1200m	1200m	(0:12.55)			
8	8	KLONDIKE STRIKE	4	65.6	0:11.15	0:13.30 [4]	8.65L	0:36.64	-3
		Justin Stanley		1200m	1200m	(0:13.30)			
9	9	QUEENBEEL	1	65.1	0:11.18	0:13.15 [8]	9.91L	0:36.67	-3
		Samantha Collett		1200m	1200m	(0:13.15)			
10	7	ATLANTIC LACE	9	65.2	0:11.19	0:14.17 [10]	17.53L	0:37.49	+4
		Brendon Newport		1200m	1200m	(0:14.17)			





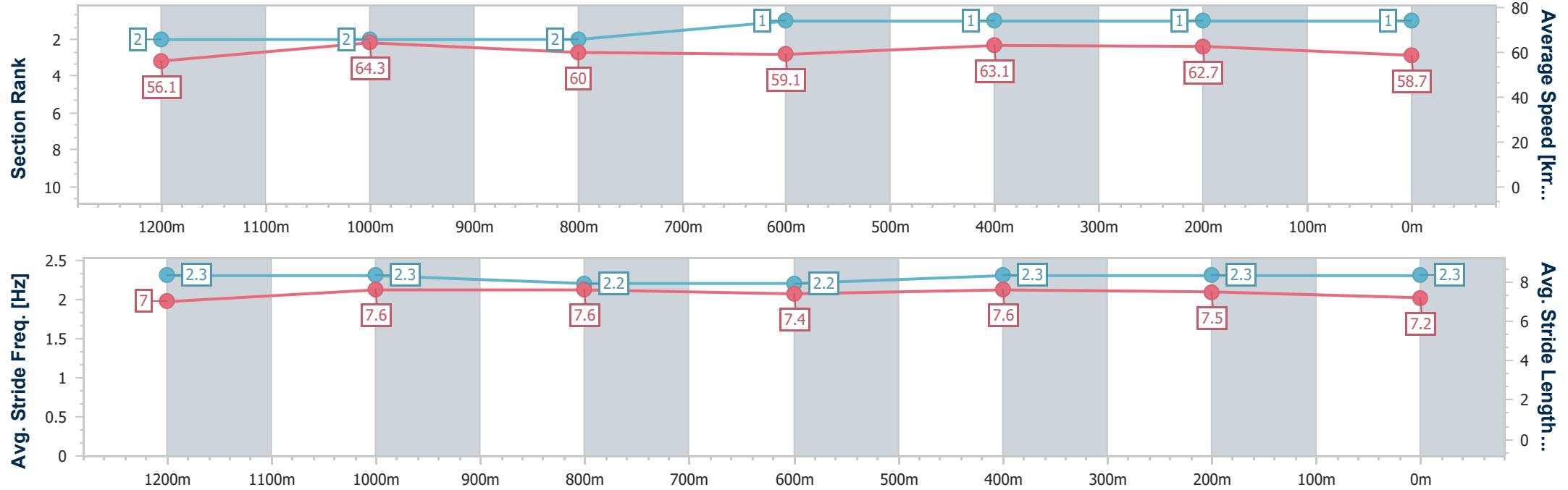
Horse/Jockey Name	City Playboy
Final Rank	1
Fastest Section Time (Section)	0:11.21 (1200m)
Top Speed [km/h] (Section)	67.1 (Overall)
Race State	Finished



Rockhampton QLD Professional  
Race 2: ROCKY SIGHT AND SOUND Maiden Handicap - 1400m  
30 June 2024 - 11:31  
Track Rating: Heavy 8, Weather: Overcast, Rail Position: +0.5m



Section	Overall	1200m	1000m	800m	600m	400m	200m						
Section Times	1:23.57 [1] (0:12.85)	1:10.72 [2] (0:11.21)	0:59.51 [2] (0:12.00)	0:47.51 [2] (0:12.32)	0:35.19 [1] (0:11.44)	0:23.75 [1] (0:11.47)	0:12.28 [1] (0:12.28)						
Average Speed [km/h]	56.1	64.3	60.0	59.1	63.1	62.7	58.7						
Top Speed [km/h]	67.1	67.0	61.9	60.9	64.9	64.9	61.9						
Avg. Dist. to Rail [m]	5.4	0.9	0.5	1.2	1.4	2.5	2.9						
Avg. Stride Freq. [Hz]	2.3	2.3	2.2	2.2	2.3	2.3	2.3						
Avg. Stride Length [m]	7.0	7.6	7.6	7.4	7.6	7.5	7.2						



[ ] Ranking at each section and finish  
- - - - No data available at this section  
NA No data available



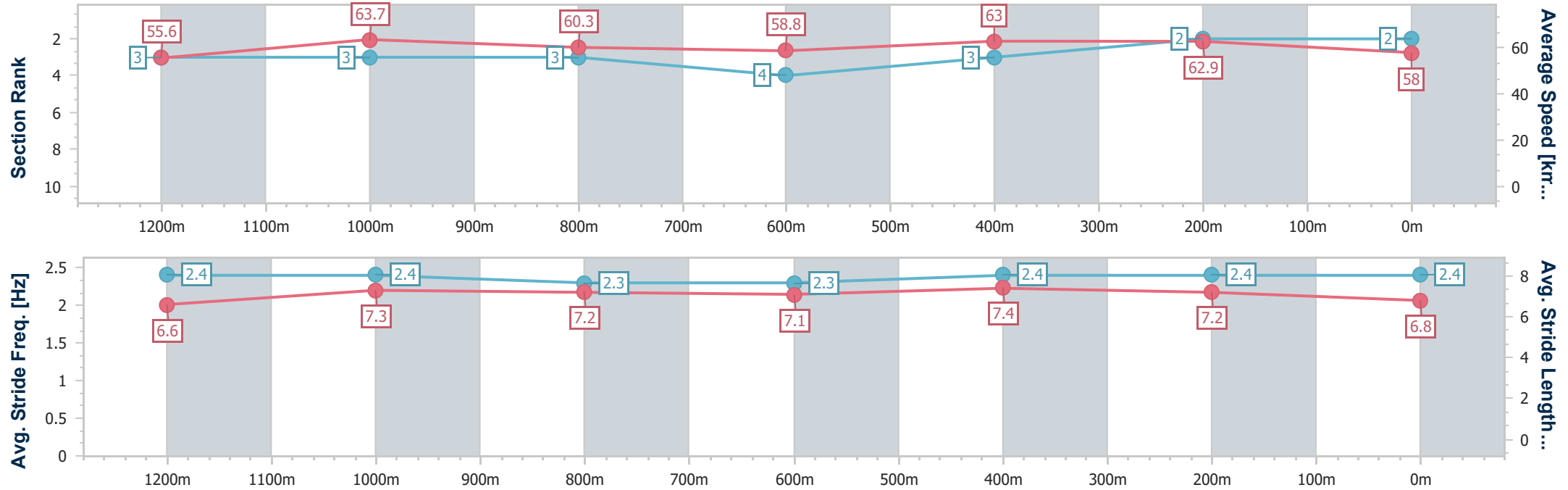
Horse/Jockey Name	Holy Crown
Final Rank	2
Fastest Section Time (Section)	0:11.30 (1200m)
Top Speed [km/h] (Section)	65.2 (1200m)
Race State	Finished



Rockhampton QLD Professional  
Race 2: ROCKY SIGHT AND SOUND Maiden Handicap - 1400m  
30 June 2024 - 11:31  
Track Rating: Heavy 8, Weather: Overcast, Rail Position: +0.5m



Section	Overall	1200m	1000m	800m	600m	400m	200m						
Section Times	1:24.00 [2] (0:12.97)	1:11.03 [3] (0:11.30)	0:59.73 [3] (0:11.92)	0:47.81 [3] (0:12.47)	0:35.34 [4] (0:11.46)	0:23.88 [3] (0:11.46)	0:12.42 [2] (0:12.42)						
Average Speed [km/h]	55.6	63.7	60.3	58.8	63.0	62.9	58.0						
Top Speed [km/h]	64.9	65.2	61.5	60.8	64.7	64.7	61.3						
Avg. Dist. to Rail [m]	2.5	0.4	0.4	2.4	2.8	3.7	2.0						
Avg. Stride Freq. [Hz]	2.4	2.4	2.3	2.3	2.4	2.4	2.4						
Avg. Stride Length [m]	6.6	7.3	7.2	7.1	7.4	7.2	6.8						





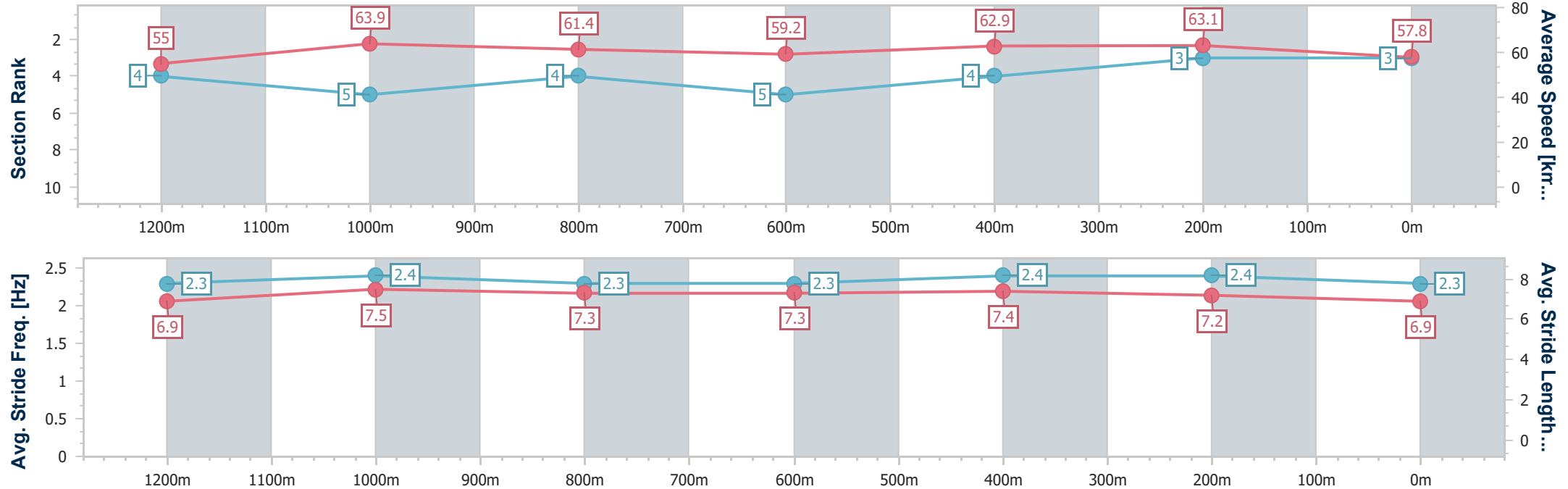
Horse/Jockey Name	Green Park
Final Rank	3
Fastest Section Time (Section)	0:11.27 (1200m)
Top Speed [km/h] (Section)	67.1 (1200m)
Race State	Finished



Rockhampton QLD Professional  
Race 2: ROCKY SIGHT AND SOUND Maiden Handicap - 1400m  
30 June 2024 - 11:31  
Track Rating: Heavy 8, Weather: Overcast, Rail Position: +0.5m



Section	Overall	1200m	1000m	800m	600m	400m	200m						
Section Times	1:24.07 [3] (0:13.10)	1:10.97 [4] (0:11.27)	0:59.70 [5] (0:11.85)	0:47.85 [4] (0:12.49)	0:35.36 [5] (0:11.46)	0:23.90 [4] (0:11.42)	0:12.48 [3] (0:12.48)						
Average Speed [km/h]	55.0	63.9	61.4	59.2	62.9	63.1	57.8						
Top Speed [km/h]	65.9	67.1	63.8	60.4	65.7	65.2	61.7						
Avg. Dist. to Rail [m]	2.5	1.4	1.7	3.3	3.4	4.3	4.6						
Avg. Stride Freq. [Hz]	2.3	2.4	2.3	2.3	2.4	2.4	2.3						
Avg. Stride Length [m]	6.9	7.5	7.3	7.3	7.4	7.2	6.9						





Horse/Jockey Name	Super Rooster
Final Rank	4
Fastest Section Time (Section)	0:11.26 (1200m)
Top Speed [km/h] (Section)	64.6 (1200m)
Race State	Finished



Rockhampton QLD Professional

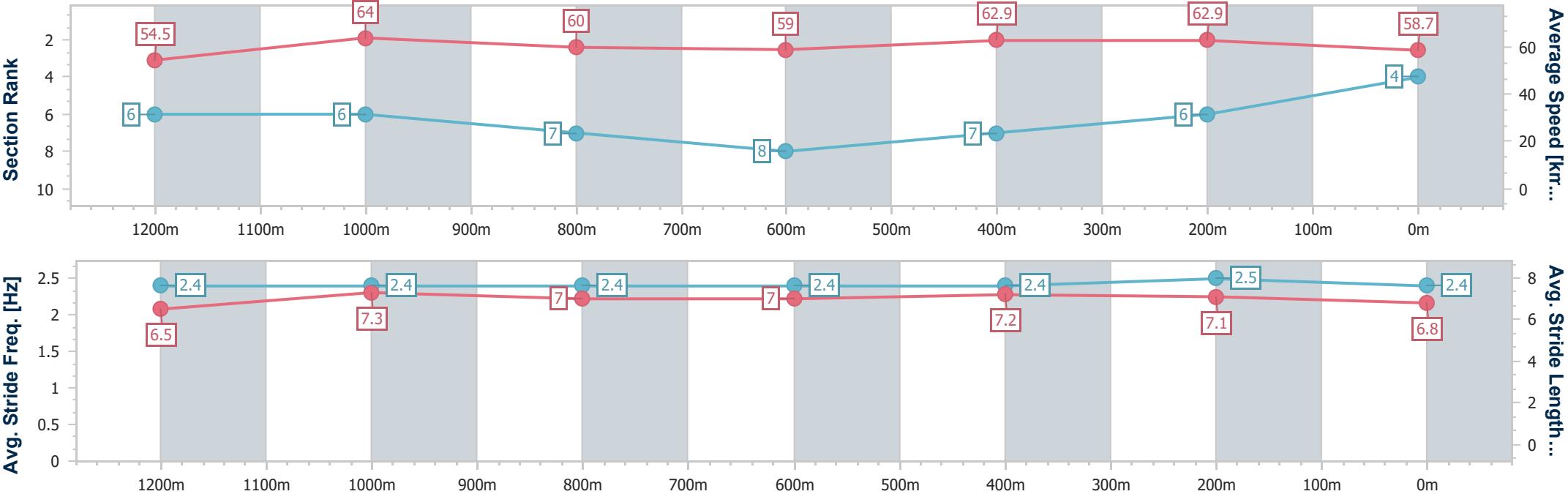
Race 2: ROCKY SIGHT AND SOUND Maiden Handicap - 1400m

30 June 2024 - 11:31

Track Rating: Heavy 8, Weather: Overcast, Rail Position: +0.5m

Callaghan Park  
ROCKHAMPTON JOCKEY CLUB

Section	Overall	1200m	1000m	800m	600m	400m	200m							
Section Times	1:24.12 [4] (0:13.21)	1:10.91 [6] (0:11.26)	0:59.65 [6] (0:12.05)	0:47.60 [7] (0:12.43)	0:35.17 [8] (0:11.47)	0:23.70 [7] (0:11.43)	0:12.27 [6] (0:12.27)							
Average Speed [km/h]	54.5	64.0	60.0	59.0	62.9	62.9	58.7							
Top Speed [km/h]	64.1	64.6	61.8	61.4	63.8	63.9	61.6							
Avg. Dist. to Rail [m]	0.6	0.5	0.7	2.4	3.1	3.9	4.4							
Avg. Stride Freq. [Hz]	2.4	2.4	2.4	2.4	2.4	2.5	2.4							
Avg. Stride Length [m]	6.5	7.3	7.0	7.0	7.2	7.1	6.8							



- [ ] Ranking at each section and finish
- .-.- No data available at this section
- NA No data available



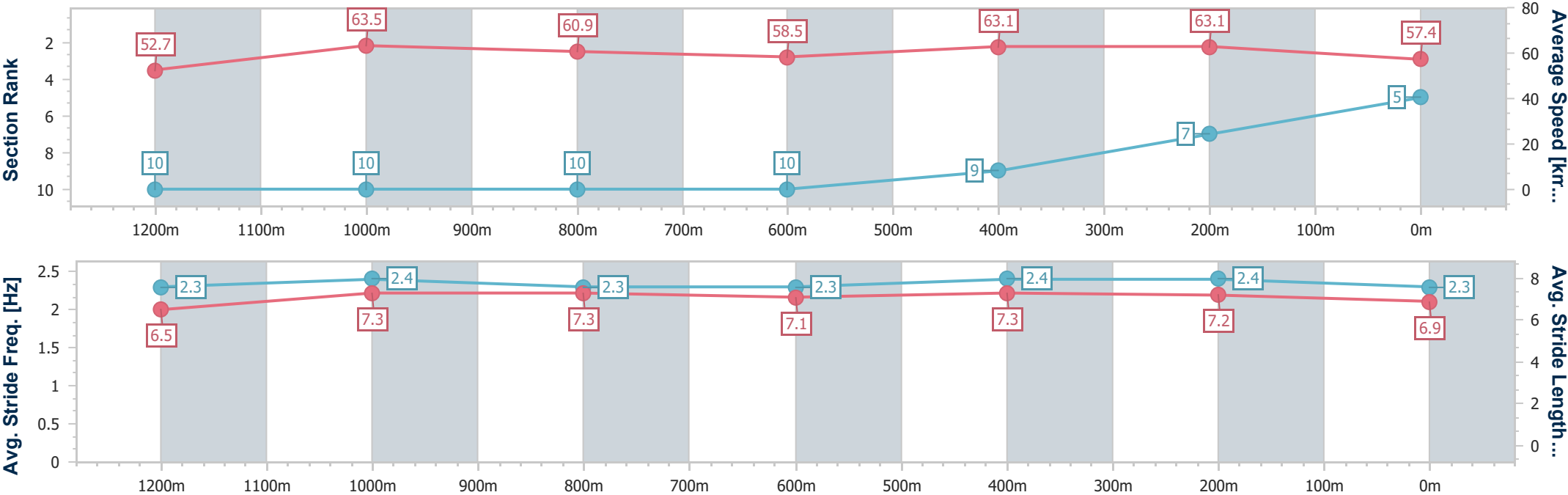
Horse/Jockey Name	Juke Box Jimmy
Final Rank	5
Fastest Section Time (Section)	0:11.29 (1200m)
Top Speed [km/h] (Section)	66.0 (400m)
Race State	Finished



Rockhampton QLD Professional  
Race 2: ROCKY SIGHT AND SOUND Maiden Handicap - 1400m  
30 June 2024 - 11:31  
Track Rating: Heavy 8, Weather: Overcast, Rail Position: +0.5m



Section	Overall	1200m	1000m	800m	600m	400m	200m						
Section Times	1:24.45 [5] (0:13.72)	1:10.73 [10] (0:11.29)	0:59.44 [10] (0:11.70)	0:47.74 [10] (0:12.37)	0:35.37 [10] (0:11.41)	0:23.96 [9] (0:11.42)	0:12.54 [7] (0:12.54)						
Average Speed [km/h]	52.7	63.5	60.9	58.5	63.1	63.1	57.4						
Top Speed [km/h]	63.0	65.3	64.5	60.7	66.0	66.0	61.1						
Avg. Dist. to Rail [m]	3.3	1.8	1.8	1.1	3.8	6.1	7.4						
Avg. Stride Freq. [Hz]	2.3	2.4	2.3	2.3	2.4	2.4	2.3						
Avg. Stride Length [m]	6.5	7.3	7.3	7.1	7.3	7.2	6.9						

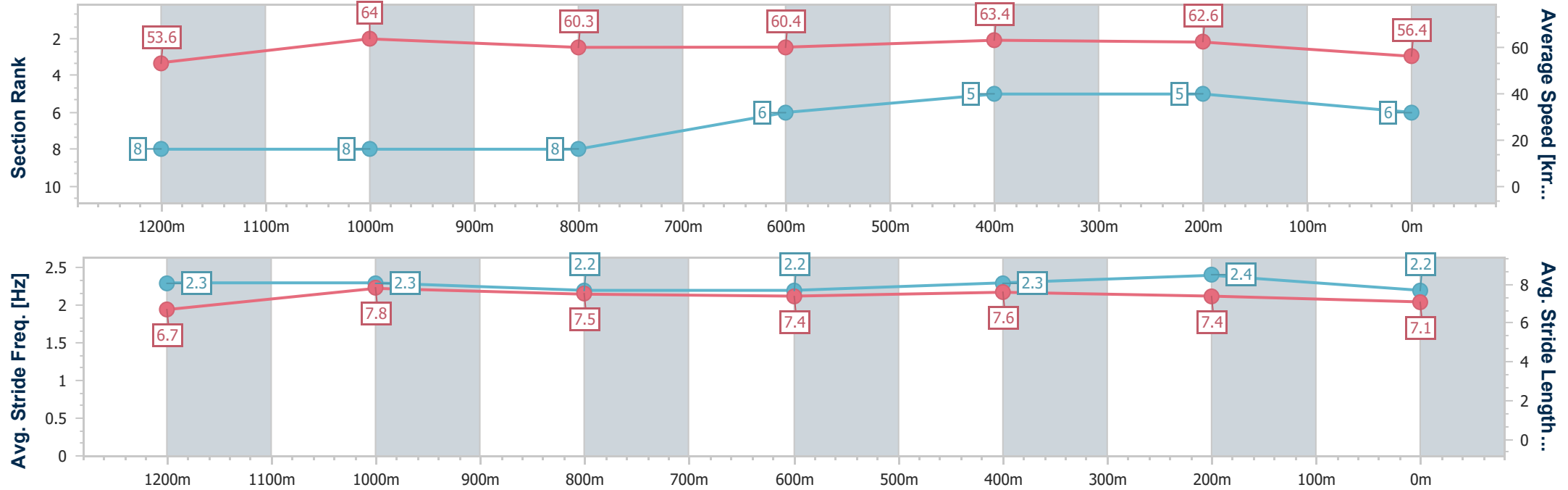




Horse/Jockey Name	Spirit Of Heath
Final Rank	6
Fastest Section Time (Section)	0:11.25 (1200m)
Top Speed [km/h] (Section)	64.7 (400m)
Race State	Finished



Section	Overall	1200m	1000m	800m	600m	400m	200m						
Section Times	1:24.51 [6] (0:13.45)	1:11.06 [8] (0:11.25)	0:59.81 [8] (0:11.97)	0:47.84 [8] (0:12.21)	0:35.63 [6] (0:11.36)	0:24.27 [5] (0:11.51)	0:12.76 [5] (0:12.76)						
Average Speed [km/h]	53.6	64.0	60.3	60.4	63.4	62.6	56.4						
Top Speed [km/h]	63.7	64.5	63.1	62.5	64.3	64.7	59.7						
Avg. Dist. to Rail [m]	2.5	0.3	0.6	2.8	4.1	4.7	5.3						
Avg. Stride Freq. [Hz]	2.3	2.3	2.2	2.2	2.3	2.4	2.2						
Avg. Stride Length [m]	6.7	7.8	7.5	7.4	7.6	7.4	7.1						





Horse/Jockey Name	Dawson Drover
Final Rank	7
Fastest Section Time (Section)	0:11.16 (1200m)
Top Speed [km/h] (Section)	65.0 (1200m)
Race State	Finished



Rockhampton QLD Professional

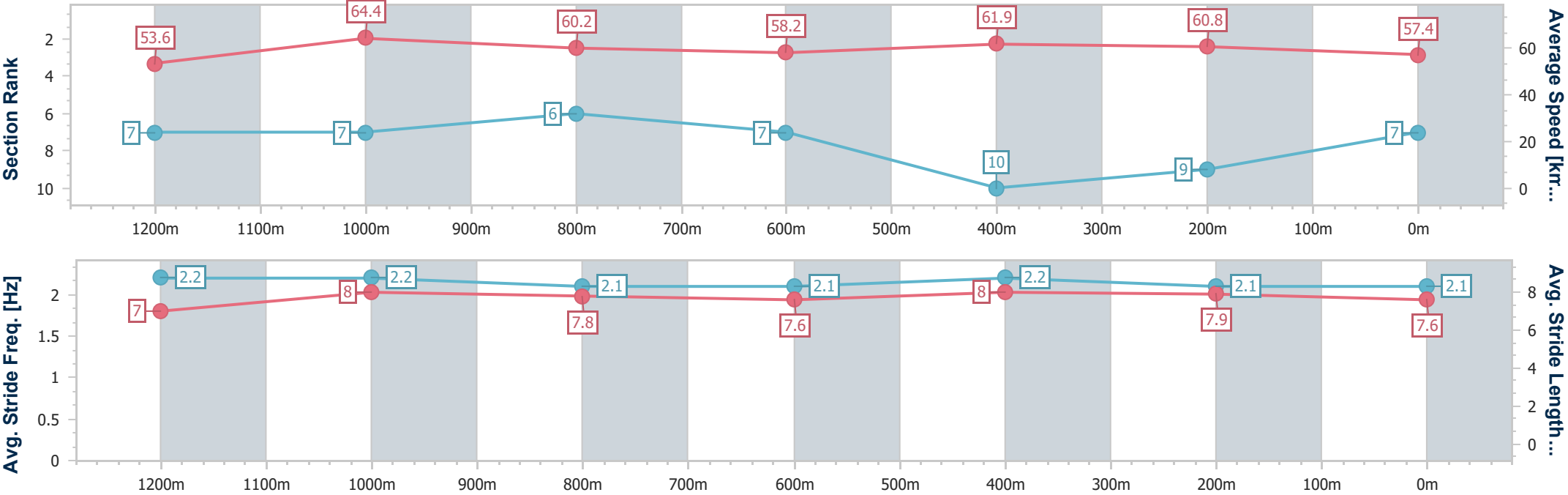
Race 2: ROCKY SIGHT AND SOUND Maiden Handicap - 1400m

30 June 2024 - 11:31

Track Rating: Heavy 8, Weather: Overcast, Rail Position: +0.5m

Callaghan Park  
ROCKHAMPTON JOCKEY CLUB

Section	Overall	1200m	1000m	800m	600m	400m	200m						
Section Times	1:24.89 [7] (0:13.43)	1:11.46 [7] (0:11.16)	1:00.30 [7] (0:11.88)	0:48.42 [6] (0:12.41)	0:36.01 [7] (0:11.64)	0:24.37 [10] (0:11.82)	0:12.55 [9] (0:12.55)						
Average Speed [km/h]	53.6	64.4	60.2	58.2	61.9	60.8	57.4						
Top Speed [km/h]	64.5	65.0	63.8	59.6	63.0	62.4	59.6						
Avg. Dist. to Rail [m]	1.2	1.6	1.2	0.6	0.8	2.4	4.7						
Avg. Stride Freq. [Hz]	2.2	2.2	2.1	2.1	2.2	2.1	2.1						
Avg. Stride Length [m]	7.0	8.0	7.8	7.6	8.0	7.9	7.6						



- [ ] Ranking at each section and finish
- .-.- No data available at this section
- NA No data available



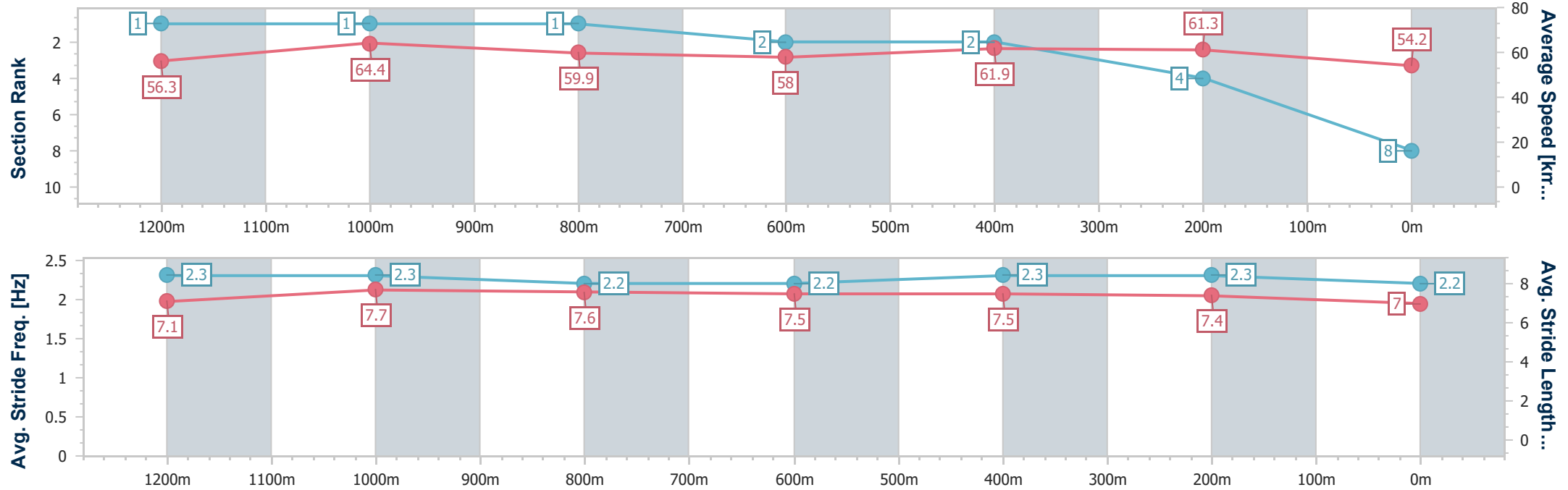
Horse/Jockey Name	Klondike Strike
Final Rank	8
Fastest Section Time (Section)	0:11.15 (1200m)
Top Speed [km/h] (Section)	65.6 (1200m)
Race State	Finished



Rockhampton QLD Professional  
Race 2: ROCKY SIGHT AND SOUND Maiden Handicap - 1400m  
30 June 2024 - 11:31  
Track Rating: Heavy 8, Weather: Overcast, Rail Position: +0.5m



Section	Overall	1200m	1000m	800m	600m	400m	200m						
Section Times	1:25.04 [8] (0:12.79)	1:12.25 [1] (0:11.15)	1:01.10 [1] (0:11.98)	0:49.12 [1] (0:12.48)	0:36.64 [2] (0:11.59)	0:25.05 [2] (0:11.75)	0:13.30 [4] (0:13.30)						
Average Speed [km/h]	56.3	64.4	59.9	58.0	61.9	61.3	54.2						
Top Speed [km/h]	65.2	65.6	62.7	59.5	64.0	63.6	58.4						
Avg. Dist. to Rail [m]	1.5	0.8	0.5	0.7	0.9	0.8	1.5						
Avg. Stride Freq. [Hz]	2.3	2.3	2.2	2.2	2.3	2.3	2.2						
Avg. Stride Length [m]	7.1	7.7	7.6	7.5	7.5	7.4	7.0						



[ ] Ranking at each section and finish  
-.-.- No data available at this section  
NA No data available





Horse/Jockey Name	Queenbeel
Final Rank	9
Fastest Section Time (Section)	0:11.18 (1200m)
Top Speed [km/h] (Section)	65.1 (1200m)
Race State	Finished



Rockhampton QLD Professional

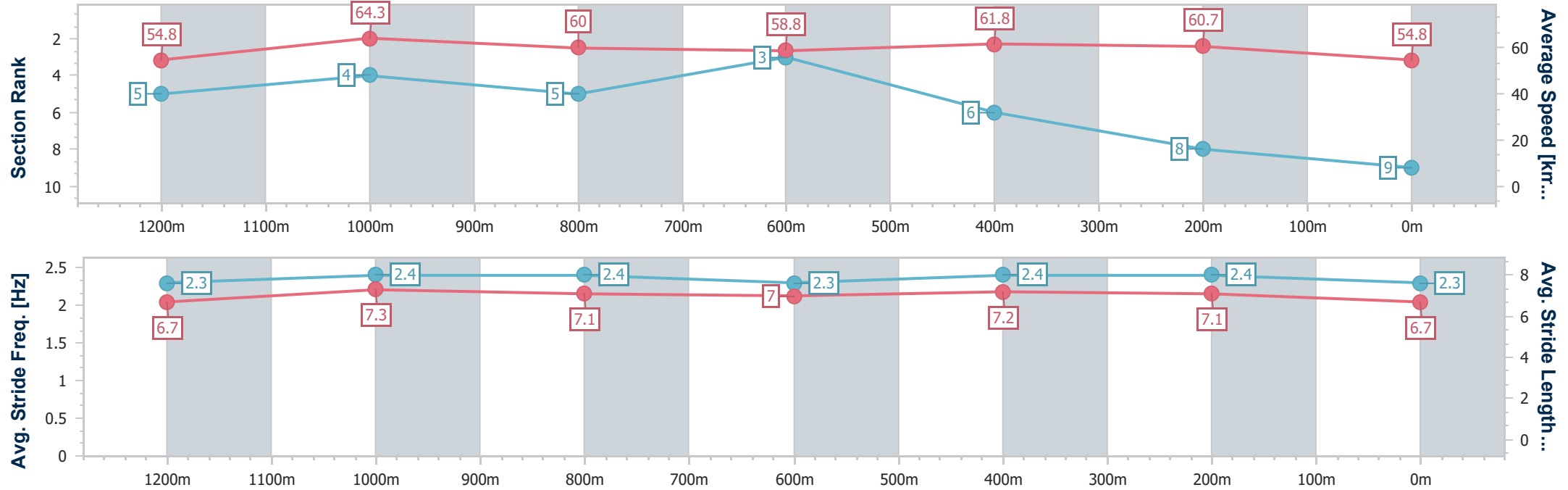
Race 2: ROCKY SIGHT AND SOUND Maiden Handicap - 1400m

30 June 2024 - 11:31

Track Rating: Heavy 8, Weather: Overcast, Rail Position: +0.5m

Callaghan Park  
ROCKHAMPTON JOCKEY CLUB

Section	Overall	1200m	1000m	800m	600m	400m	200m						
Section Times	1:25.25 [9] (0:13.14)	1:12.11 [5] (0:11.18)	1:00.93 [4] (0:11.92)	0:49.01 [5] (0:12.34)	0:36.67 [3] (0:11.67)	0:25.00 [6] (0:11.85)	0:13.15 [8] (0:13.15)						
Average Speed [km/h]	54.8	64.3	60.0	58.8	61.8	60.7	54.8						
Top Speed [km/h]	64.3	65.1	62.4	60.0	62.9	62.9	58.8						
Avg. Dist. to Rail [m]	0.7	1.1	1.0	1.0	2.1	2.5	3.7						
Avg. Stride Freq. [Hz]	2.3	2.4	2.4	2.3	2.4	2.4	2.3						
Avg. Stride Length [m]	6.7	7.3	7.1	7.0	7.2	7.1	6.7						



- [ ] Ranking at each section and finish
- .-.- No data available at this section
- NA No data available



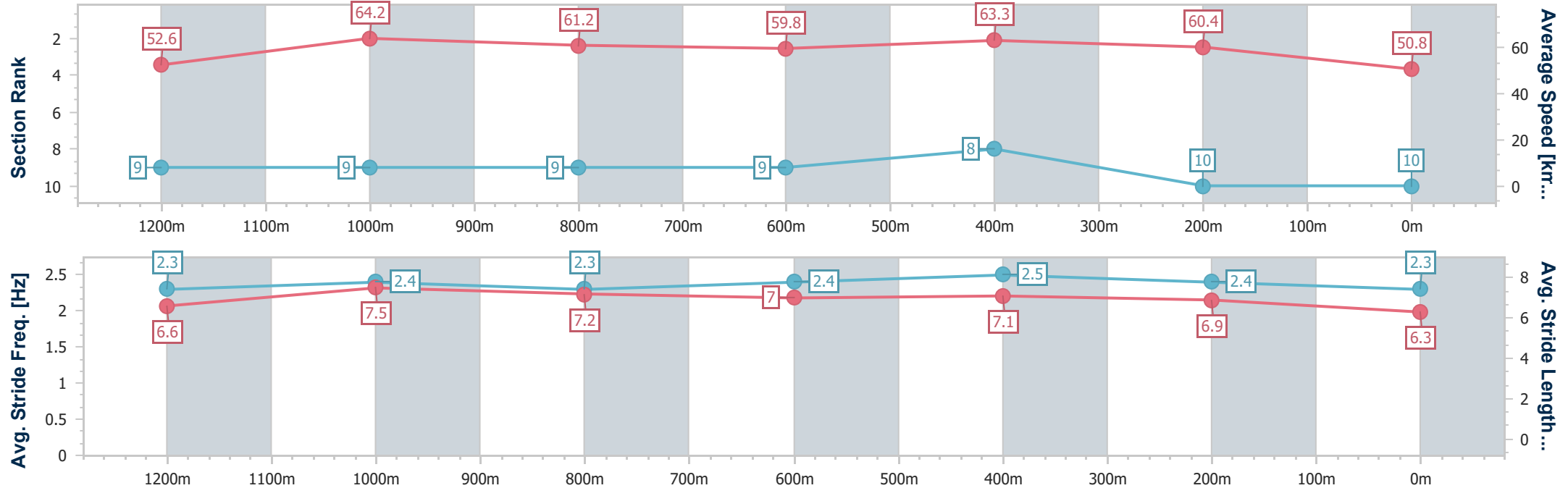
Horse/Jockey Name	Atlantic Lace
Final Rank	10
Fastest Section Time (Section)	0:11.19 (1200m)
Top Speed [km/h] (Section)	65.2 (1200m)
Race State	Finished



Rockhampton QLD Professional  
Race 2: ROCKY SIGHT AND SOUND Maiden Handicap - 1400m  
30 June 2024 - 11:31  
Track Rating: Heavy 8, Weather: Overcast, Rail Position: +0.5m



Section	Overall	1200m	1000m	800m	600m	400m	200m						
Section Times	1:26.55 [10] (0:13.71)	1:12.84 [9] (0:11.19)	1:01.65 [9] (0:11.80)	0:49.85 [9] (0:12.36)	0:37.49 [9] (0:11.41)	0:26.08 [8] (0:11.91)	0:14.17 [10] (0:14.17)						
Average Speed [km/h]	52.6	64.2	61.2	59.8	63.3	60.4	50.8						
Top Speed [km/h]	65.0	65.2	63.9	61.3	64.4	63.3	57.3						
Avg. Dist. to Rail [m]	4.7	0.3	0.5	3.1	5.6	7.9	9.1						
Avg. Stride Freq. [Hz]	2.3	2.4	2.3	2.4	2.5	2.4	2.3						
Avg. Stride Length [m]	6.6	7.5	7.2	7.0	7.1	6.9	6.3						





# Rockhampton QLD Professional

## Race 3: GREAT NORTHERN QTIS Three-Year-Old Maiden Handicap - 1200m

30 June 2024 - 12:06



Track Rating: Heavy 8, Weather: Overcast, Rail Position: +0.5m

Section		Overall				1000m	800m	600m	400m	200m	Last 600m		
Field Times		1:10.89 (0:12.68)				0:58.21 (0:10.76)	0:47.45 (0:12.21)	0:35.24 (0:11.63)	0:23.61 (0:11.35)	0:12.26 (0:12.26)	0:35.24		
Rank	TAB	Horse/Jockey	Barrier	Top Speed [km/h]	Fastest Section						Margin	Distance Travelled [m]	
1	14	FLYING MAPLE	13	66.9	0:10.96	1:10.89 [1]	0:57.88 [6]	0:46.92 [7]	0:34.96 [6]	0:23.61 [1]	0:12.26 [1]	1:10.89	0:34.96
		Ron Stewart		1000m	1000m	(0:13.01)	(0:10.96)	(0:11.96)	(0:11.35)	(0:11.35)	(0:12.26)		
2	6	MONDAY CHOICE	10	68.4	0:10.80	1:11.24 [2]	0:58.54 [2]	0:47.74 [2]	0:35.44 [2]	0:23.86 [3]	0:12.36 [2]	2.04L	0:35.44 +1
		Warwick Satherley		1000m	1000m	(0:12.70)	(0:10.80)	(0:12.30)	(0:11.58)	(0:11.50)	(0:12.36)		
3	7	RIP UP RUBY	1	69.1	0:10.87	1:11.43 [3]	0:58.37 [8]	0:47.50 [6]	0:35.38 [7]	0:23.90 [5]	0:12.52 [3]	3.15L	0:35.38 -5
		Ryan Wiggins		1000m	1000m	(0:13.06)	(0:10.87)	(0:12.12)	(0:11.48)	(0:11.38)	(0:12.52)		
4	11	OUR BERLINETTA	6	69.3	0:11.00	1:11.69 [4]	0:58.92 [4]	0:47.92 [4]	0:35.81 [4]	0:24.24 [4]	0:12.61 [5]	4.67L	0:35.81 -5
		Melea Castle		1000m	1000m	(0:12.77)	(0:11.00)	(0:12.11)	(0:11.57)	(0:11.63)	(0:12.61)		
5	10	BIKER	12	67.4	0:11.16	1:11.84 [5]	0:58.50 [10]	0:47.34 [10]	0:35.55 [10]	0:24.20 [7]	0:12.57 [6]	5.56L	0:35.55 +6
		Samantha Collett		1000m	1000m	(0:13.34)	(0:11.16)	(0:11.79)	(0:11.35)	(0:11.63)	(0:12.57)		
6	2	PHANTOM FLIGHT	14	68.1	0:10.95	1:11.89 [6]	0:58.28 [11]	0:47.33 [12]	0:35.43 [12]	0:24.01 [10]	0:12.43 [8]	5.85L	0:35.43 +3
		Tahlia Fenlon		1000m	1000m	(0:13.61)	(0:10.95)	(0:11.90)	(0:11.42)	(0:11.58)	(0:12.43)		
7	1	BUTE MOVES	8	67.3	0:10.87	1:11.89 [7]	0:58.24 [12]	0:47.37 [11]	0:35.49 [11]	0:23.44 [12]	0:12.19 [10]	5.87L	0:35.49 -4
		Cody Collis		1000m	1000m	(0:13.65)	(0:10.87)	(0:11.88)	(0:12.05)	(0:11.25)	(0:12.19)		
8	9	VINROSA	5	68.4	0:11.09	1:11.99 [8]	0:58.98 [6]	0:47.89 [8]	0:35.75 [9]	0:24.27 [8]	0:12.57 [7]	6.44L	0:35.75 +2
		Karl Zechner		1000m	1000m	(0:13.01)	(0:11.09)	(0:12.14)	(0:11.48)	(0:11.70)	(0:12.57)		
9	5	STEP TO SUCCESS	7	69.4	0:10.76	1:12.07 [9]	0:59.39 [1]	0:48.63 [1]	0:36.42 [1]	0:24.78 [2]	0:13.15 [4]	6.96L	0:36.42 -2
		Justin Stanley		1000m	1000m	(0:12.68)	(0:10.76)	(0:12.21)	(0:11.64)	(0:11.63)	(0:13.15)		
10	12	RIVERVIEW RED	4	66.8	0:11.09	1:12.49 [10]	0:59.36 [9]	0:48.27 [9]	0:36.29 [8]	0:24.55 [11]	0:12.82 [9]	9.39L	0:36.29 -3
		Tasha Chambers		Overall	1000m	(0:13.13)	(0:11.09)	(0:11.98)	(0:11.74)	(0:11.73)	(0:12.82)		

Scratched: King Ale (#13), Silverado Miss (#4)



# Rockhampton QLD Professional

## Race 3: GREAT NORTHERN QTIS Three-Year-Old Maiden Handicap - 1200m

30 June 2024 - 12:06



Track Rating: Heavy 8, Weather: Overcast, Rail Position: +0.5m

Section						Overall	1000m	800m	600m	400m	200m	Last 600m		
Field Times						1:10.89 (0:12.68)	0:58.21 (0:10.76)	0:47.45 (0:12.21)	0:35.24 (0:11.63)	0:23.61 (0:11.35)	0:12.26 (0:12.26)	0:35.24		
Rank	TAB	Horse/Jockey	Barrier	Top Speed [km/h]	Fastest Section							Margin	Distance Travelled [m]	
11	8	AGNES WATERS	11	67.4	0:11.07	1:13.43 [11]	1:00.61 [5]	0:49.54 [5]	0:37.50 [5]	0:25.71 [9]	0:13.58 [12]	14.95L	0:37.50	-2
		Chris McIver		1000m	1000m	(0:12.82)	(0:11.07)	(0:12.04)	(0:11.79)	(0:12.13)	(0:13.58)			
12	3	MAHTIKKAINSTINCT	3	68.6	0:10.91	1:13.91 [12]	1:01.20 [3]	0:50.29 [3]	0:38.10 [3]	0:26.29 [6]	0:14.11 [11]	17.76L	0:38.10	-3
		Corey Bayliss		1000m	1000m	(0:12.71)	(0:10.91)	(0:12.19)	(0:11.81)	(0:12.18)	(0:14.11)			

Scratched: King Ale (#13), Silverado Miss (#4)



Horse/Jockey Name	Flying Maple
Final Rank	1
Fastest Section Time (Section)	0:10.96 (1000m)
Top Speed [km/h] (Section)	66.9 (1000m)
Race State	Finished

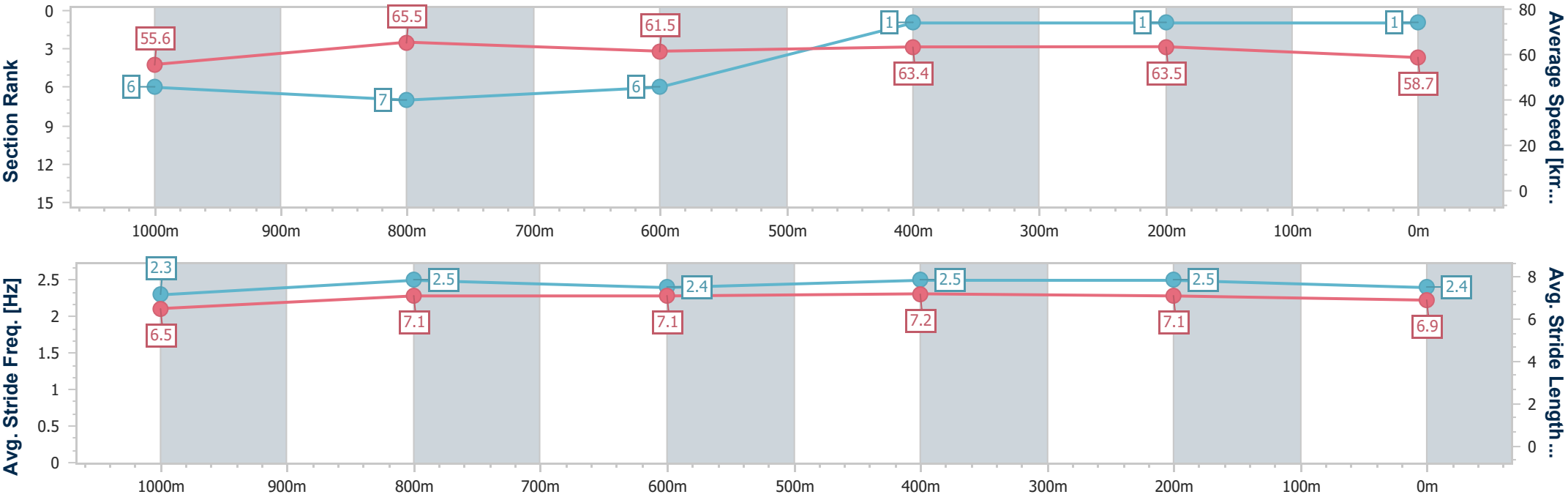


Rockhampton QLD Professional  
Race 3: GREAT NORTHERN QTIS Three-Year-Old Maiden  
Handicap - 1200m  
30 June 2024 - 12:06



Track Rating: Heavy 8, Weather: Overcast, Rail Position: +0.5m

Section	Overall	1000m	800m	600m	400m	200m								
Section Times	1:10.89 [1] (0:13.01)	0:57.88 [6] (0:10.96)	0:46.92 [7] (0:11.96)	0:34.96 [6] (0:11.35)	0:23.61 [1] (0:11.35)	0:12.26 [1] (0:12.26)								
Average Speed [km/h]	55.6	65.5	61.5	63.4	63.5	58.7								
Top Speed [km/h]	65.8	66.9	63.3	65.0	64.9	63.4								
Avg. Dist. to Rail [m]	8.1	0.9	2.7	4.3	4.9	6.5								
Avg. Stride Freq. [Hz]	2.3	2.5	2.4	2.5	2.5	2.4								
Avg. Stride Length [m]	6.5	7.1	7.1	7.2	7.1	6.9								





Horse/Jockey Name	Monday Choice
Final Rank	2
Fastest Section Time (Section)	0:10.80 (1000m)
Top Speed [km/h] (Section)	68.4 (1000m)
Race State	Finished

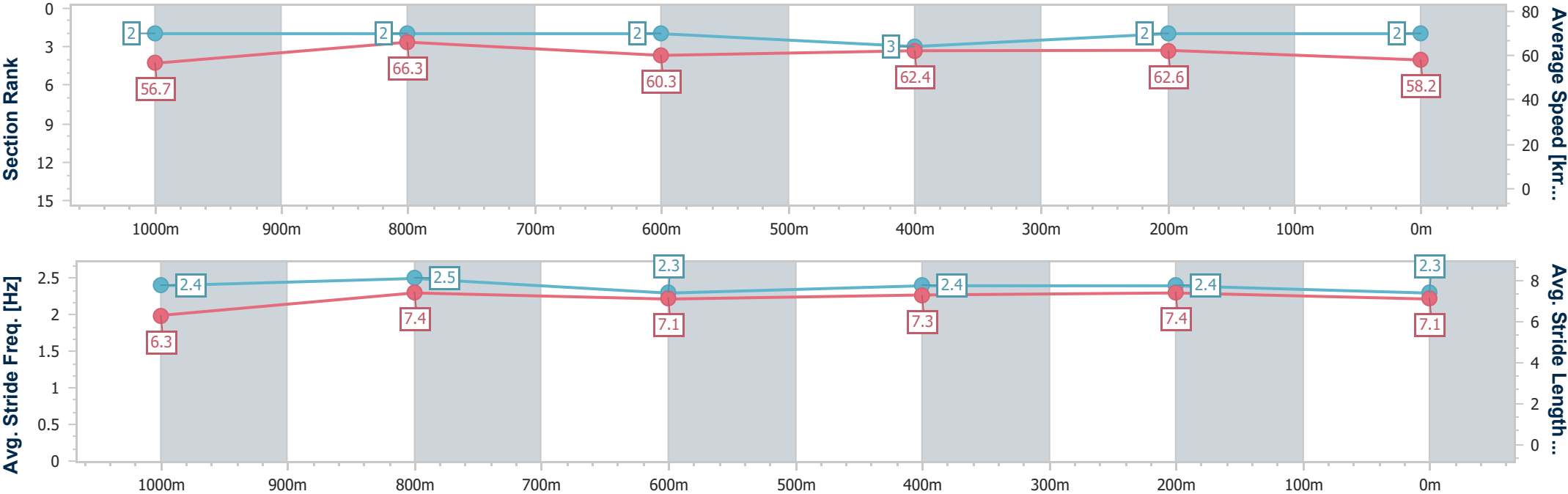


Rockhampton QLD Professional  
Race 3: GREAT NORTHERN QTIS Three-Year-Old Maiden  
Handicap - 1200m  
30 June 2024 - 12:06



Track Rating: Heavy 8, Weather: Overcast, Rail Position: +0.5m

Section	Overall	1000m	800m	600m	400m	200m								
Section Times	1:11.24 [2] (0:12.70)	0:58.54 [2] (0:10.80)	0:47.74 [2] (0:12.30)	0:35.44 [2] (0:11.58)	0:23.86 [3] (0:11.50)	0:12.36 [2] (0:12.36)								
Average Speed [km/h]	56.7	66.3	60.3	62.4	62.6	58.2								
Top Speed [km/h]	67.8	68.4	63.1	65.4	65.0	61.0								
Avg. Dist. to Rail [m]	3.0	0.8	3.7	3.5	3.8	3.8								
Avg. Stride Freq. [Hz]	2.4	2.5	2.3	2.4	2.4	2.3								
Avg. Stride Length [m]	6.3	7.4	7.1	7.3	7.4	7.1								





Horse/Jockey Name	Rip Up Ruby
Final Rank	3
Fastest Section Time (Section)	0:10.87 (1000m)
Top Speed [km/h] (Section)	69.1 (1000m)
Race State	Finished

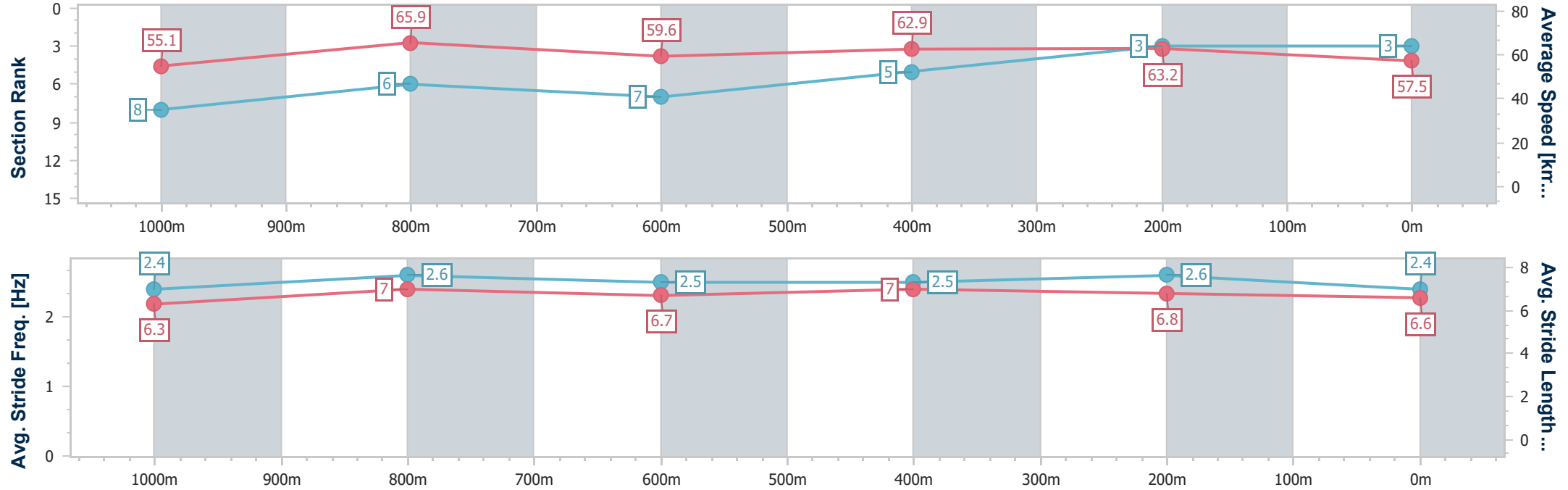


Rockhampton QLD Professional  
Race 3: GREAT NORTHERN QTIS Three-Year-Old Maiden  
Handicap - 1200m  
30 June 2024 - 12:06



Track Rating: Heavy 8, Weather: Overcast, Rail Position: +0.5m

Section	Overall	1000m	800m	600m	400m	200m								
Section Times	1:11.43 [3] (0:13.06)	0:58.37 [8] (0:10.87)	0:47.50 [6] (0:12.12)	0:35.38 [7] (0:11.48)	0:23.90 [5] (0:11.38)	0:12.52 [3] (0:12.52)								
Average Speed [km/h]	55.1	65.9	59.6	62.9	63.2	57.5								
Top Speed [km/h]	68.5	69.1	60.9	65.3	64.8	62.3								
Avg. Dist. to Rail [m]	0.7	1.0	0.6	3.3	5.9	6.5								
Avg. Stride Freq. [Hz]	2.4	2.6	2.5	2.5	2.6	2.4								
Avg. Stride Length [m]	6.3	7.0	6.7	7.0	6.8	6.6								





Horse/Jockey Name	Our Berlinetta
Final Rank	4
Fastest Section Time (Section)	0:11.00 (1000m)
Top Speed [km/h] (Section)	69.3 (1000m)
Race State	Finished

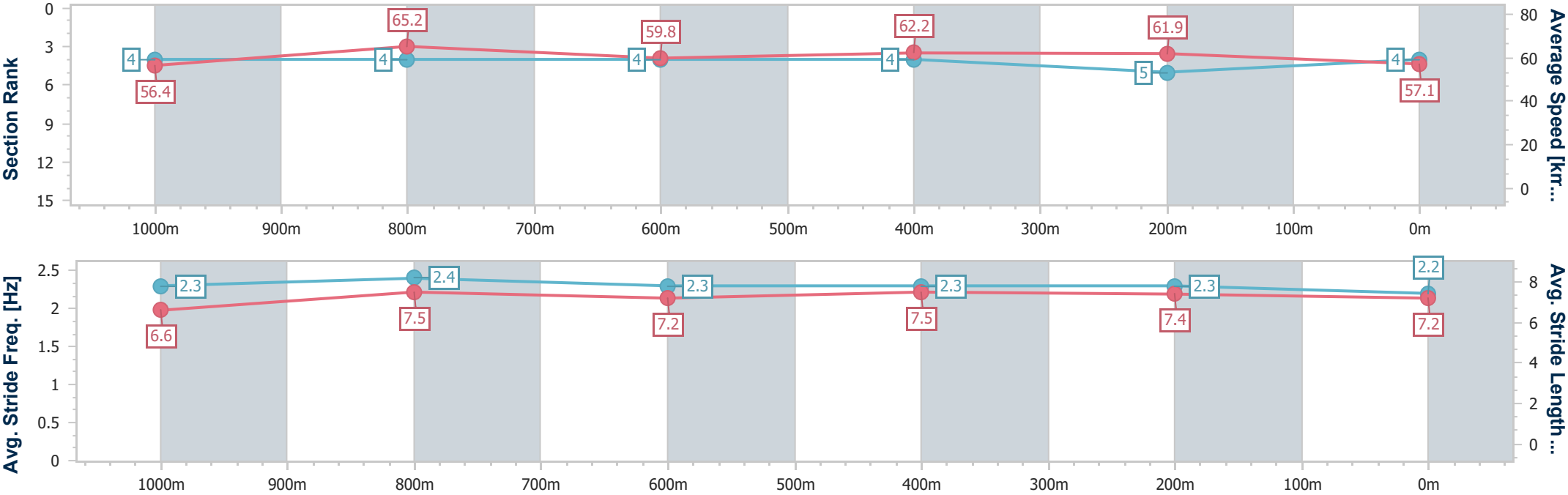


Rockhampton QLD Professional  
Race 3: GREAT NORTHERN QTIS Three-Year-Old Maiden  
Handicap - 1200m  
30 June 2024 - 12:06



Track Rating: Heavy 8, Weather: Overcast, Rail Position: +0.5m

Section	Overall	1000m	800m	600m	400m	200m							
Section Times	1:11.69 [4] (0:12.77)	0:58.92 [4] (0:11.00)	0:47.92 [4] (0:12.11)	0:35.81 [4] (0:11.57)	0:24.24 [4] (0:11.63)	0:12.61 [5] (0:12.61)							
Average Speed [km/h]	56.4	65.2	59.8	62.2	61.9	57.1							
Top Speed [km/h]	68.7	69.3	61.2	64.4	64.3	59.8							
Avg. Dist. to Rail [m]	3.0	1.0	0.8	3.2	4.9	5.5							
Avg. Stride Freq. [Hz]	2.3	2.4	2.3	2.3	2.3	2.2							
Avg. Stride Length [m]	6.6	7.5	7.2	7.5	7.4	7.2							







Horse/Jockey Name	Biker
Final Rank	5
Fastest Section Time (Section)	0:11.16 (1000m)
Top Speed [km/h] (Section)	67.4 (1000m)
Race State	Finished

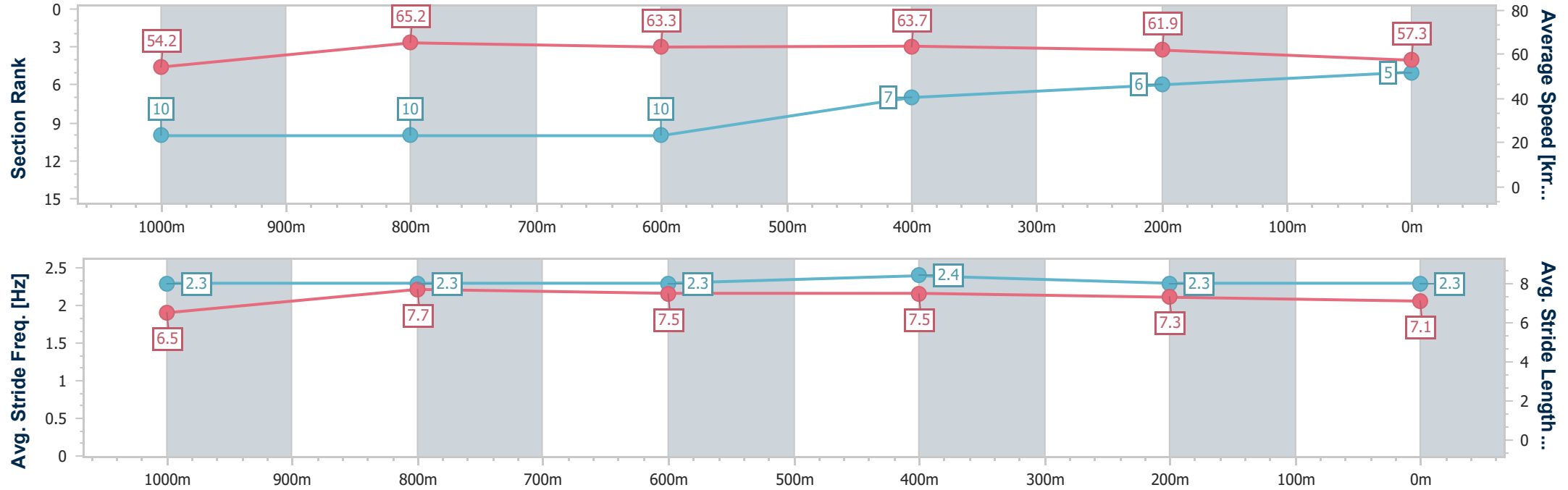


Rockhampton QLD Professional  
Race 3: GREAT NORTHERN QTIS Three-Year-Old Maiden  
Handicap - 1200m  
30 June 2024 - 12:06



Track Rating: Heavy 8, Weather: Overcast, Rail Position: +0.5m

Section	Overall	1000m	800m	600m	400m	200m							
Section Times	1:11.84 [5] (0:13.34)	0:58.50 [10] (0:11.16)	0:47.34 [10] (0:11.79)	0:35.55 [10] (0:11.35)	0:24.20 [7] (0:11.63)	0:12.57 [6] (0:12.57)							
Average Speed [km/h]	54.2	65.2	63.3	63.7	61.9	57.3							
Top Speed [km/h]	66.0	67.4	65.6	64.9	64.4	59.7							
Avg. Dist. to Rail [m]	8.4	2.3	4.2	8.1	8.9	8.8							
Avg. Stride Freq. [Hz]	2.3	2.3	2.3	2.4	2.3	2.3							
Avg. Stride Length [m]	6.5	7.7	7.5	7.5	7.3	7.1							





Horse/Jockey Name	Phantom Flight
Final Rank	6
Fastest Section Time (Section)	0:10.95 (1000m)
Top Speed [km/h] (Section)	68.1 (1000m)
Race State	Finished

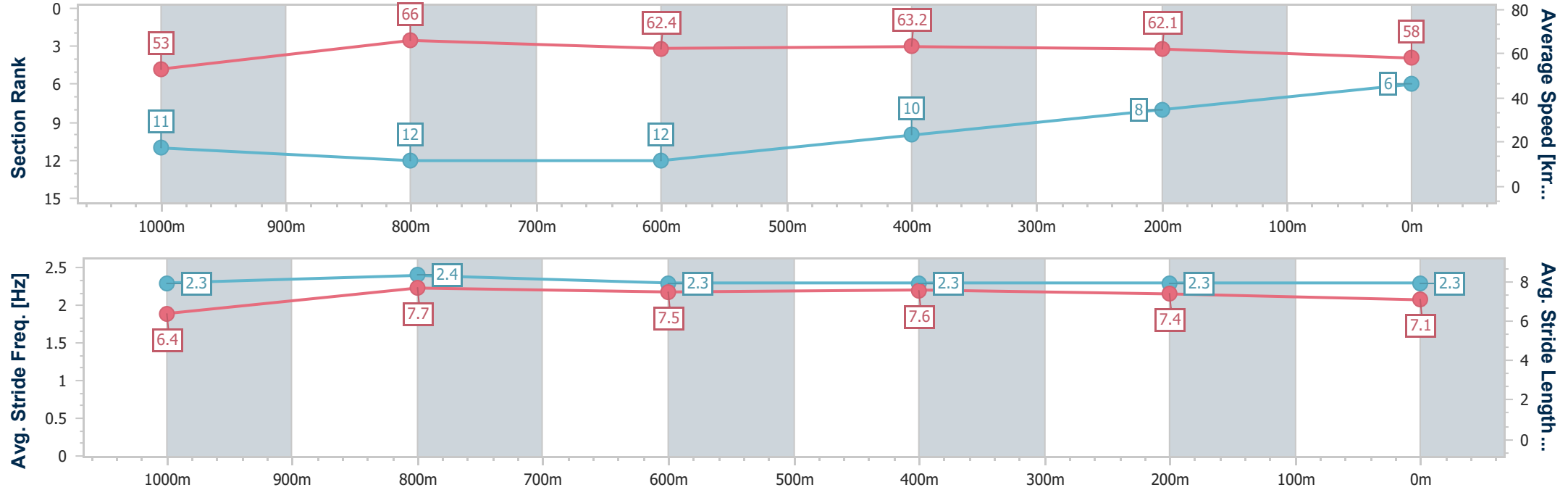


Rockhampton QLD Professional  
Race 3: GREAT NORTHERN QTIS Three-Year-Old Maiden  
Handicap - 1200m  
30 June 2024 - 12:06



Track Rating: Heavy 8, Weather: Overcast, Rail Position: +0.5m

Section	Overall	1000m	800m	600m	400m	200m								
Section Times	1:11.89 [6] (0:13.61)	0:58.28 [11] (0:10.95)	0:47.33 [12] (0:11.90)	0:35.43 [12] (0:11.42)	0:24.01 [10] (0:11.58)	0:12.43 [8] (0:12.43)								
Average Speed [km/h]	53.0	66.0	62.4	63.2	62.1	58.0								
Top Speed [km/h]	67.4	68.1	65.2	64.8	64.2	60.4								
Avg. Dist. to Rail [m]	6.2	0.9	3.8	6.8	9.7	10.8								
Avg. Stride Freq. [Hz]	2.3	2.4	2.3	2.3	2.3	2.3								
Avg. Stride Length [m]	6.4	7.7	7.5	7.6	7.4	7.1								





Horse/Jockey Name	Bute Moves
Final Rank	7
Fastest Section Time (Section)	0:10.87 (1000m)
Top Speed [km/h] (Section)	67.3 (1000m)
Race State	Finished

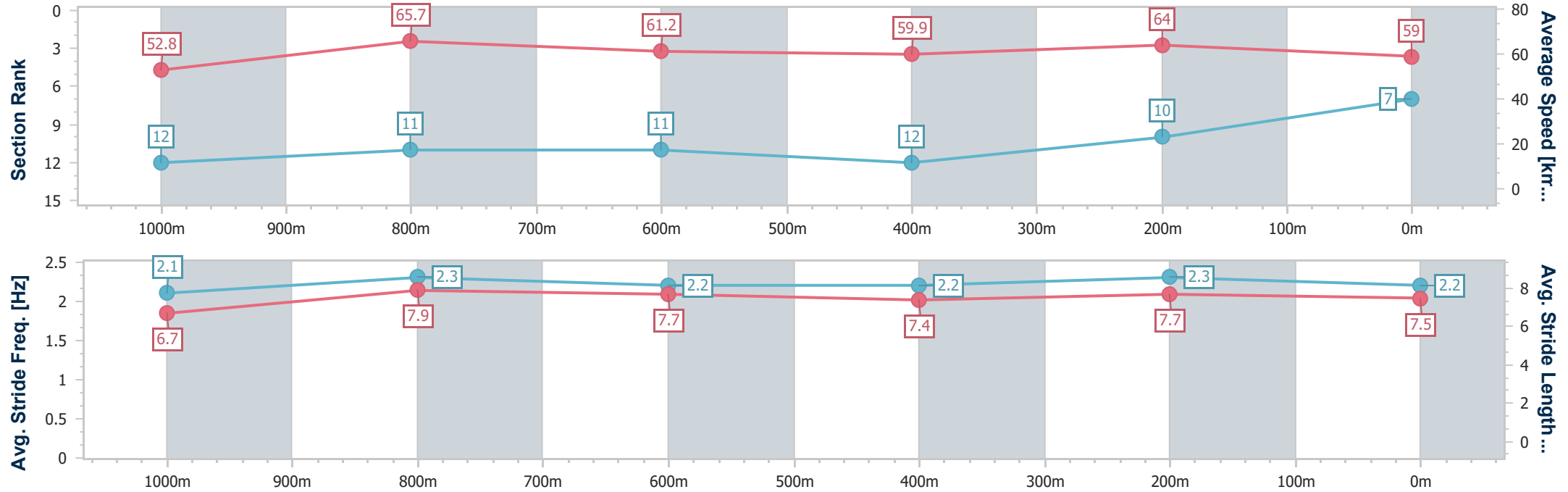


Rockhampton QLD Professional  
Race 3: GREAT NORTHERN QTIS Three-Year-Old Maiden  
Handicap - 1200m  
30 June 2024 - 12:06



Track Rating: Heavy 8, Weather: Overcast, Rail Position: +0.5m

Section	Overall	1000m	800m	600m	400m	200m								
Section Times	1:11.89 [7] (0:13.65)	0:58.24 [12] (0:10.87)	0:47.37 [11] (0:11.88)	0:35.49 [11] (0:12.05)	0:23.44 [12] (0:11.25)	0:12.19 [10] (0:12.19)								
Average Speed [km/h]	52.8	65.7	61.2	59.9	64.0	59.0								
Top Speed [km/h]	65.5	67.3	64.1	64.4	64.9	61.9								
Avg. Dist. to Rail [m]	3.7	1.6	1.6	2.3	7.1	11.1								
Avg. Stride Freq. [Hz]	2.1	2.3	2.2	2.2	2.3	2.2								
Avg. Stride Length [m]	6.7	7.9	7.7	7.4	7.7	7.5								





Horse/Jockey Name	Vinrosa
Final Rank	8
Fastest Section Time (Section)	0:11.09 (1000m)
Top Speed [km/h] (Section)	68.4 (1000m)
Race State	Finished

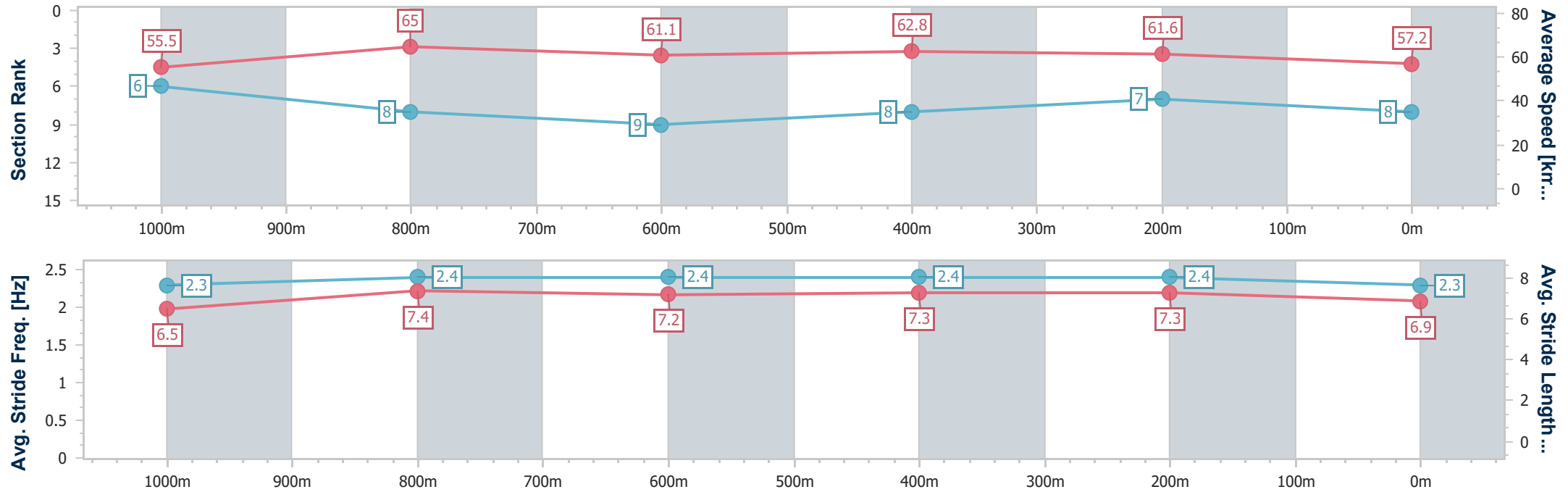


Rockhampton QLD Professional  
Race 3: GREAT NORTHERN QTIS Three-Year-Old Maiden  
Handicap - 1200m  
30 June 2024 - 12:06



Track Rating: Heavy 8, Weather: Overcast, Rail Position: +0.5m

Section	Overall	1000m	800m	600m	400m	200m								
Section Times	1:11.99 [8] (0:13.01)	0:58.98 [6] (0:11.09)	0:47.89 [8] (0:12.14)	0:35.75 [9] (0:11.48)	0:24.27 [8] (0:11.70)	0:12.57 [7] (0:12.57)								
Average Speed [km/h]	55.5	65.0	61.1	62.8	61.6	57.2								
Top Speed [km/h]	68.4	68.4	64.6	64.7	63.6	60.4								
Avg. Dist. to Rail [m]	3.1	0.8	3.3	6.5	6.7	6.1								
Avg. Stride Freq. [Hz]	2.3	2.4	2.4	2.4	2.4	2.3								
Avg. Stride Length [m]	6.5	7.4	7.2	7.3	7.3	6.9								





Horse/Jockey Name	Step To Success
Final Rank	9
Fastest Section Time (Section)	0:10.76 (1000m)
Top Speed [km/h] (Section)	69.4 (1000m)
Race State	Finished

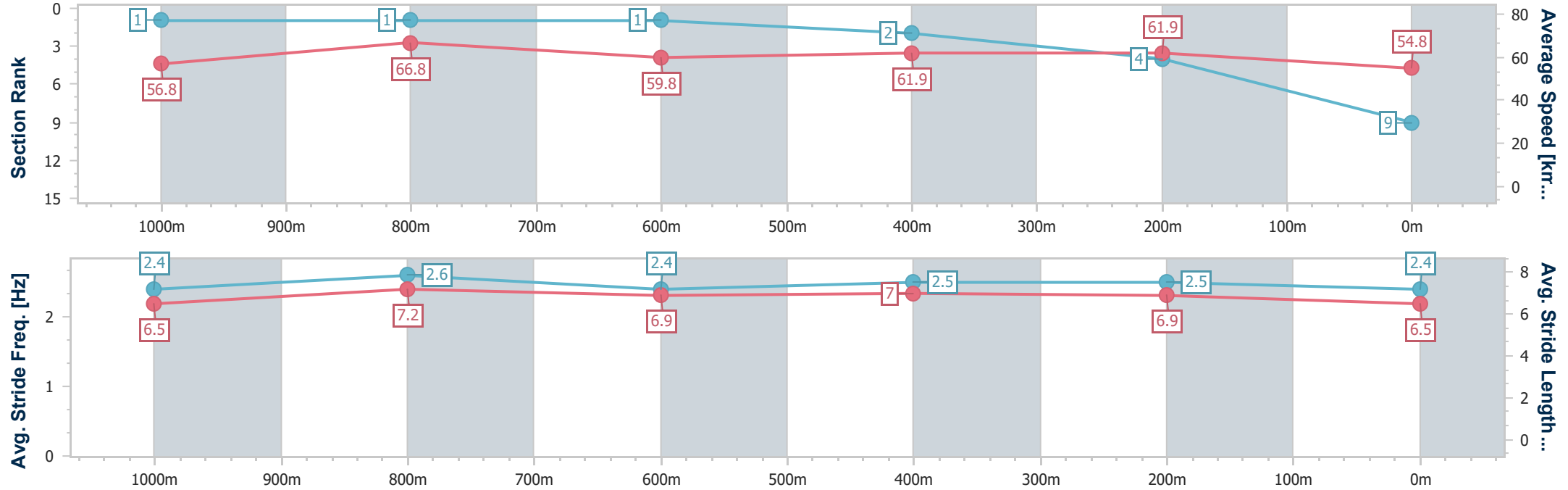


Rockhampton QLD Professional  
Race 3: GREAT NORTHERN QTIS Three-Year-Old Maiden  
Handicap - 1200m  
30 June 2024 - 12:06



Track Rating: Heavy 8, Weather: Overcast, Rail Position: +0.5m

Section	Overall	1000m	800m	600m	400m	200m								
Section Times	1:12.07 [9] (0:12.68)	0:59.39 [1] (0:10.76)	0:48.63 [1] (0:12.21)	0:36.42 [1] (0:11.64)	0:24.78 [2] (0:11.63)	0:13.15 [4] (0:13.15)								
Average Speed [km/h]	56.8	66.8	59.8	61.9	61.9	54.8								
Top Speed [km/h]	68.9	69.4	63.7	64.3	64.2	59.6								
Avg. Dist. to Rail [m]	4.1	0.6	1.9	2.6	2.5	2.8								
Avg. Stride Freq. [Hz]	2.4	2.6	2.4	2.5	2.5	2.4								
Avg. Stride Length [m]	6.5	7.2	6.9	7.0	6.9	6.5								





Horse/Jockey Name	Riverview Red
Final Rank	10
Fastest Section Time (Section)	0:11.09 (1000m)
Top Speed [km/h] (Section)	66.8 (Overall)
Race State	Finished

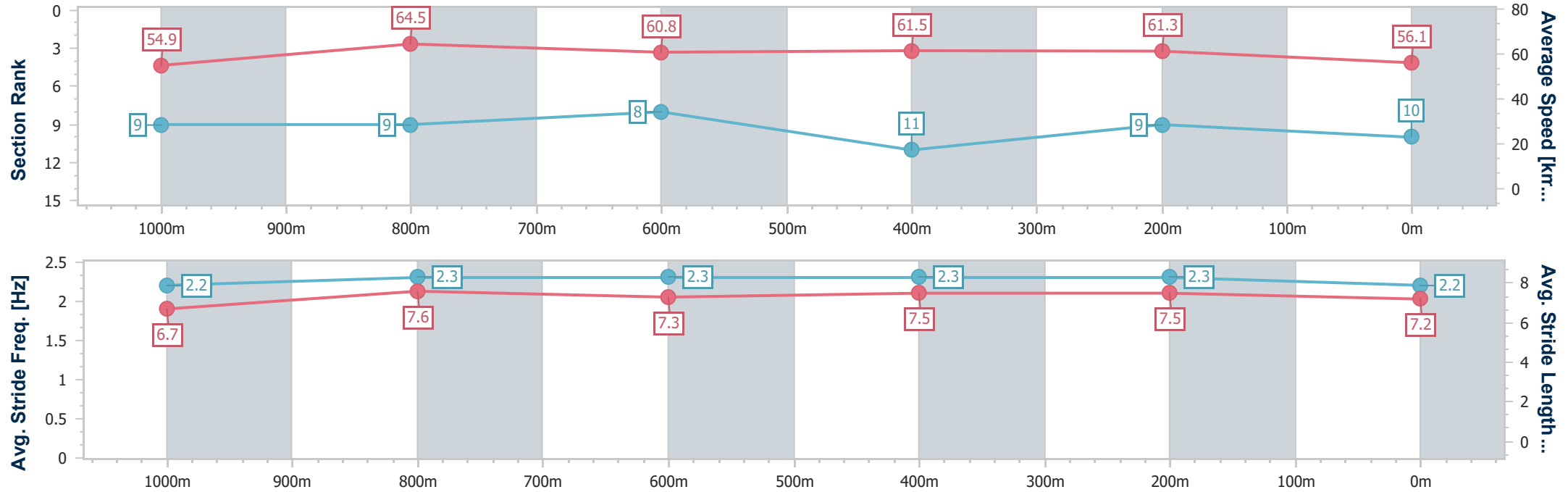


Rockhampton QLD Professional  
Race 3: GREAT NORTHERN QTIS Three-Year-Old Maiden  
Handicap - 1200m  
30 June 2024 - 12:06



Track Rating: Heavy 8, Weather: Overcast, Rail Position: +0.5m

Section	Overall	1000m	800m	600m	400m	200m							
Section Times	1:12.49 [10] (0:13.13)	0:59.36 [9] (0:11.09)	0:48.27 [9] (0:11.98)	0:36.29 [8] (0:11.74)	0:24.55 [11] (0:11.73)	0:12.82 [9] (0:12.82)							
Average Speed [km/h]	54.9	64.5	60.8	61.5	61.3	56.1							
Top Speed [km/h]	66.8	66.7	62.4	62.8	62.1	59.9							
Avg. Dist. to Rail [m]	1.7	0.8	1.4	3.5	4.7	5.3							
Avg. Stride Freq. [Hz]	2.2	2.3	2.3	2.3	2.3	2.2							
Avg. Stride Length [m]	6.7	7.6	7.3	7.5	7.5	7.2							





Horse/Jockey Name	Agnes Waters
Final Rank	11
Fastest Section Time (Section)	0:11.07 (1000m)
Top Speed [km/h] (Section)	67.4 (1000m)
Race State	Finished

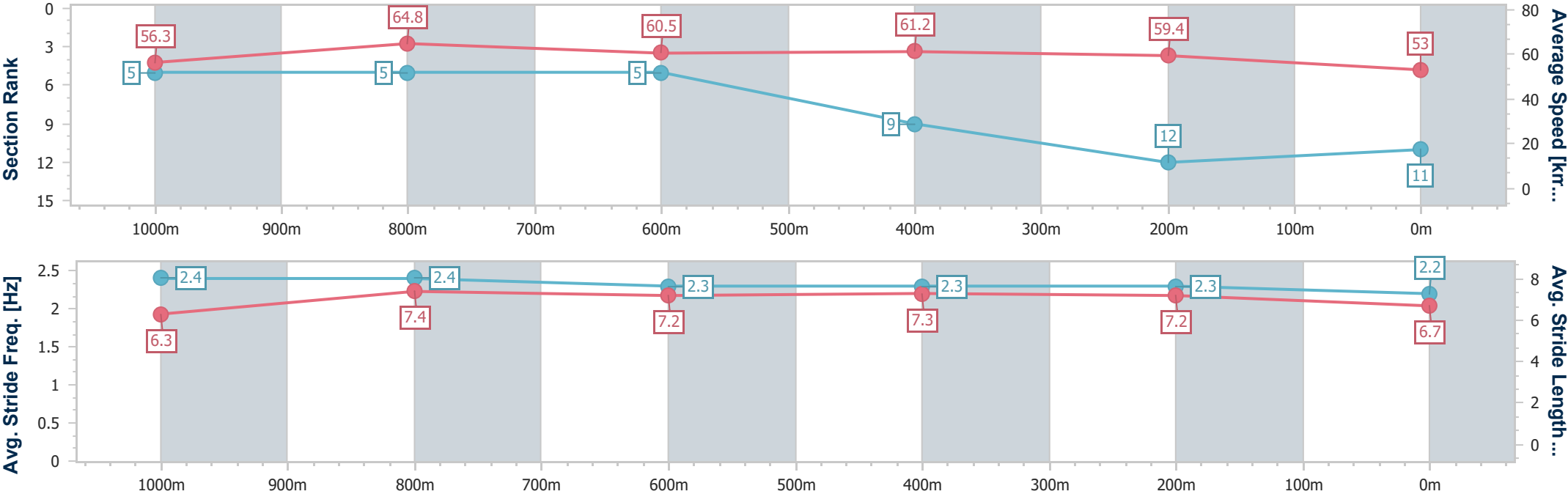


Rockhampton QLD Professional  
Race 3: GREAT NORTHERN QTIS Three-Year-Old Maiden  
Handicap - 1200m  
30 June 2024 - 12:06



Track Rating: Heavy 8, Weather: Overcast, Rail Position: +0.5m

Section	Overall	1000m	800m	600m	400m	200m								
Section Times	1:13.43 [11] (0:12.82)	1:00.61 [5] (0:11.07)	0:49.54 [5] (0:12.04)	0:37.50 [5] (0:11.79)	0:25.71 [9] (0:12.13)	0:13.58 [12] (0:13.58)								
Average Speed [km/h]	56.3	64.8	60.5	61.2	59.4	53.0								
Top Speed [km/h]	67.0	67.4	63.0	62.5	61.1	58.2								
Avg. Dist. to Rail [m]	6.7	0.9	1.6	5.0	5.0	4.7								
Avg. Stride Freq. [Hz]	2.4	2.4	2.3	2.3	2.3	2.2								
Avg. Stride Length [m]	6.3	7.4	7.2	7.3	7.2	6.7								





Horse/Jockey Name	Mahtikkainstinct
Final Rank	12
Fastest Section Time (Section)	0:10.91 (1000m)
Top Speed [km/h] (Section)	68.6 (1000m)
Race State	Finished

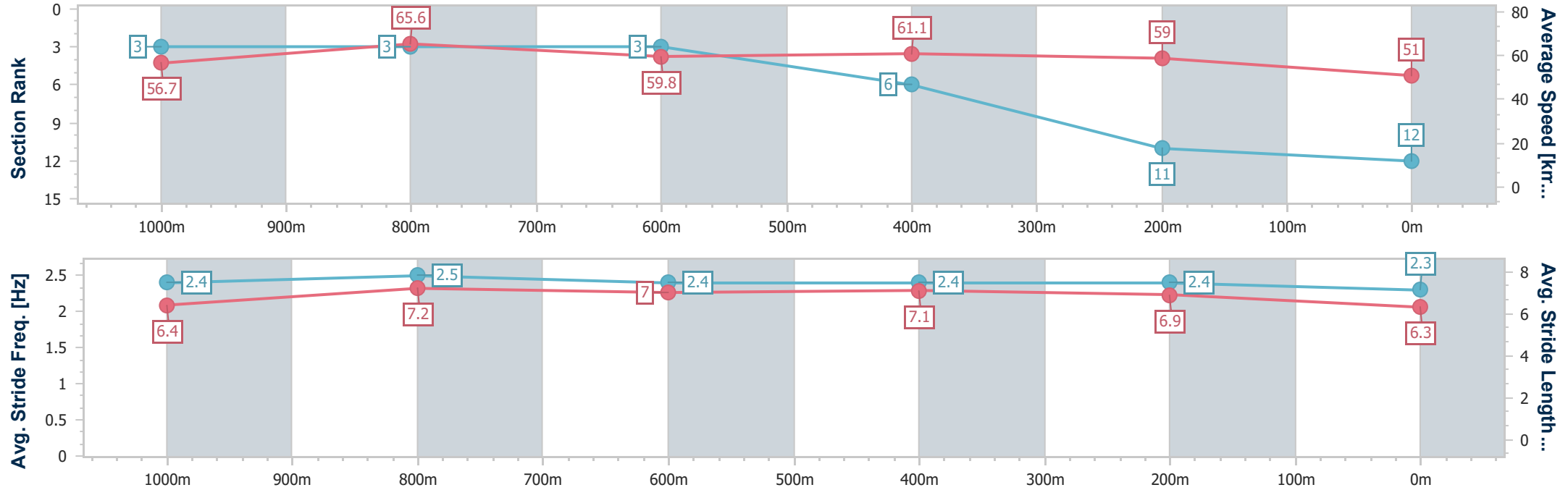


Rockhampton QLD Professional  
Race 3: GREAT NORTHERN QTIS Three-Year-Old Maiden  
Handicap - 1200m  
30 June 2024 - 12:06



Track Rating: Heavy 8, Weather: Overcast, Rail Position: +0.5m

Section	Overall	1000m	800m	600m	400m	200m								
Section Times	1:13.91 [12] (0:12.71)	1:01.20 [3] (0:10.91)	0:50.29 [3] (0:12.19)	0:38.10 [3] (0:11.81)	0:26.29 [6] (0:12.18)	0:14.11 [11] (0:14.11)								
Average Speed [km/h]	56.7	65.6	59.8	61.1	59.0	51.0								
Top Speed [km/h]	68.0	68.6	61.9	62.9	62.5	57.0								
Avg. Dist. to Rail [m]	1.4	1.1	1.7	3.0	2.6	3.3								
Avg. Stride Freq. [Hz]	2.4	2.5	2.4	2.4	2.4	2.3								
Avg. Stride Length [m]	6.4	7.2	7.0	7.1	6.9	6.3								







# Rockhampton QLD Professional

## Race 4: RED LION HOTEL QTIS Two-Year-Old Maiden Handicap - 1100m

30 June 2024 - 12:46



Track Rating: Heavy 8, Weather: Overcast, Rail Position: +0.5m

Section		Overall				1000m	800m	600m	400m	200m	Last 600m		
Field Times		1:04.21				0:57.19	0:46.42	0:35.10	0:23.85	0:12.22	0:35.10		
		(0:07.02)				(0:10.77)	(0:11.32)	(0:11.25)	(0:11.63)	(0:12.22)			
Rank	TAB	Horse/Jockey	Barrier	Top Speed [km/h]	Fastest Section							Margin	Distance Travelled [m]
1	7	ASK ME MATE	7	68.7	0:07.50	1:04.21 [1]	0:56.71 [8]	0:45.30 [9]	0:33.69 [8]	0:22.90 [6]	0:11.92 [4]	1:04.21	0:33.69
		Tasha Chambers		400m	Overall	(0:07.50)	(0:11.41)	(0:11.61)	(0:10.79)	(0:10.98)	(0:11.92)		
2	5	SCRUB CHAIN	1	68.6	0:07.45	1:04.29 [2]	0:56.84 [6]	0:46.09 [3]	0:34.84 [3]	0:23.85 [2]	0:12.30 [1]	0.47L	0:34.84 -6
		Justin Huxtable		1000m	Overall	(0:07.45)	(0:10.75)	(0:11.25)	(0:10.99)	(0:11.55)	(0:12.30)		
3	2	FRASER'S RIDGE	15	68.8	0:07.47	1:04.80 [3]	0:57.33 [7]	0:46.40 [5]	0:34.78 [6]	0:23.75 [5]	0:12.35 [5]	3.43L	0:34.78 +3
		Karl Zechner		1000m	Overall	(0:07.47)	(0:10.93)	(0:11.62)	(0:11.03)	(0:11.40)	(0:12.35)		
4	4	OFFANGO	14	68.9	0:07.16	1:04.80 [4]	0:57.64 [2]	0:46.57 [4]	0:34.97 [4]	0:23.90 [4]	0:12.34 [6]	3.43L	0:34.97 +2
		Ryan Wiggins		1000m	Overall	(0:07.16)	(0:11.07)	(0:11.60)	(0:11.07)	(0:11.56)	(0:12.34)		
5	10	BLUE KENTUCKY GIRL	5	67.7	0:07.72	1:04.91 [5]	0:57.19 [13]	0:45.70 [12]	0:34.14 [11]	0:23.30 [8]	0:12.05 [7]	4.09L	0:34.14 -4
		Warwick Satherley		600m	Overall	(0:07.72)	(0:11.49)	(0:11.56)	(0:10.84)	(0:11.25)	(0:12.05)		
6	9	LITTLE PINKER	13	70.2	0:07.21	1:05.26 [6]	0:58.05 [3]	0:47.26 [2]	0:35.99 [2]	0:24.79 [3]	0:12.98 [3]	6.17L	0:35.99 -5
		Samantha Collett		1000m	Overall	(0:07.21)	(0:10.79)	(0:11.27)	(0:11.20)	(0:11.81)	(0:12.98)		
7	11	CATMISS	10	68.2	0:07.02	1:05.45 [7]	0:58.43 [1]	0:47.66 [1]	0:36.34 [1]	0:25.09 [1]	0:13.35 [2]	7.28L	0:36.34 -3
		Justin Stanley		1000m	Overall	(0:07.02)	(0:10.77)	(0:11.32)	(0:11.25)	(0:11.74)	(0:13.35)		
8	15	FABULOUS HOFFA	11	65.8	0:07.52	1:05.81 [8]	0:58.29 [10]	0:46.87 [10]	0:35.09 [10]	0:23.95 [10]	0:12.46 [10]	9.36L	0:35.09 +2
		Brendon Newport		600m	Overall	(0:07.52)	(0:11.42)	(0:11.78)	(0:11.14)	(0:11.49)	(0:12.46)		
9	8	THE PUBLICAN	9	64.2	0:07.61	1:06.00 [9]	0:58.39 [12]	0:46.70 [13]	0:34.58 [13]	0:23.21 [12]	0:11.85 [12]	10.53L	0:34.58 +0
		Cody Collis		400m	Overall	(0:07.61)	(0:11.69)	(0:12.12)	(0:11.37)	(0:11.36)	(0:11.85)		
10	14	RIVELLY	8	66.6	0:07.31	1:06.23 [10]	0:58.92 [4]	0:47.63 [7]	0:35.74 [7]	0:24.57 [9]	0:12.95 [8]	11.84L	0:35.74 +2
		Chris McIver		1000m	Overall	(0:07.31)	(0:11.29)	(0:11.89)	(0:11.17)	(0:11.62)	(0:12.95)		

Scratched: Dalt Jaz (#16), Moscow City (#3)



## Rockhampton QLD Professional

### Race 4: RED LION HOTEL QTIS Two-Year-Old Maiden Handicap - 1100m

30 June 2024 - 12:46



Track Rating: Heavy 8, Weather: Overcast, Rail Position: +0.5m

Section						Overall	1000m	800m	600m	400m	200m	Last 600m		
Field Times						1:04.21 (0:07.02)	0:57.19 (0:10.77)	0:46.42 (0:11.32)	0:35.10 (0:11.25)	0:23.85 (0:11.63)	0:12.22 (0:12.22)	0:35.10		
Rank	TAB	Horse/Jockey	Barrier	Top Speed [km/h]	Fastest Section							Margin	Distance Travelled [m]	
11	13	JUNGLEDELI	2	65.3	0:07.53	1:06.38 [11]	0:58.85 [11]	0:47.37 [11]	0:34.97 [12]	0:23.21 [13]	0:11.95 [13]	12.77L	0:34.97	-7
		Corey Bayliss		400m	Overall	(0:07.53)	(0:11.48)	(0:12.40)	(0:11.76)	(0:11.26)	(0:11.95)			
12	6	TELEKI	4	66.5	0:07.41	1:06.64 [12]	0:59.23 [5]	0:48.20 [6]	0:36.72 [5]	0:25.25 [7]	0:13.33 [9]	14.27L	0:36.72	-5
		Sean Cormack		1000m	Overall	(0:07.41)	(0:11.03)	(0:11.48)	(0:11.47)	(0:11.92)	(0:13.33)			
13	1	ES AR SEVENTYONE	6	66.5	0:07.50	1:06.96 [13]	0:59.46 [9]	0:48.18 [8]	0:36.40 [9]	0:25.09 [11]	0:13.24 [11]	16.14L	0:36.40	-7
		Melea Castle		1000m	Overall	(0:07.50)	(0:11.28)	(0:11.78)	(0:11.31)	(0:11.85)	(0:13.24)			
14	12	FASHIONS GALORE	3	63.4	0:07.83	1:08.47 [14]	1:00.64 [14]	0:48.97 [14]	0:36.74 [14]	0:25.07 [14]	0:13.20 [14]	25.04L	0:36.74	-6
		Tahlia Fenlon		1000m	Overall	(0:07.83)	(0:11.67)	(0:12.23)	(0:11.67)	(0:11.87)	(0:13.20)			

Scratched: Dalt Jaz (#16), Moscow City (#3)



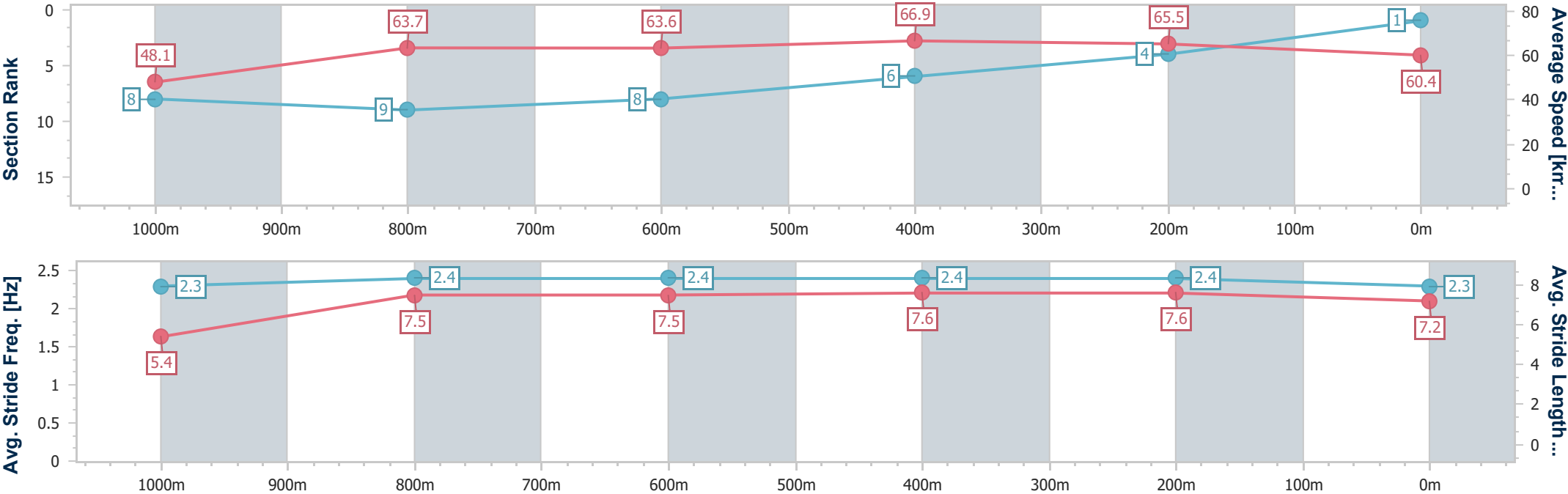
Horse/Jockey Name	Ask Me Mate
Final Rank	1
Fastest Section Time (Section)	0:07.50 (Overall)
Top Speed [km/h] (Section)	68.7 (400m)
Race State	Finished



Rockhampton QLD Professional  
Race 4: RED LION HOTEL QTIS Two-Year-Old Maiden Handicap  
- 1100m  
30 June 2024 - 12:46  
Track Rating: Heavy 8, Weather: Overcast, Rail Position: +0.5m



Section	Overall	1000m	800m	600m	400m	200m							
Section Times	1:04.21 [1] (0:07.50)	0:56.71 [8] (0:11.41)	0:45.30 [9] (0:11.61)	0:33.69 [8] (0:10.79)	0:22.90 [6] (0:10.98)	0:11.92 [4]							
Average Speed [km/h]	48.1	63.7	63.6	66.9	65.5	60.4							
Top Speed [km/h]	61.2	65.3	65.4	68.5	68.7	62.5							
Avg. Dist. to Rail [m]	6.5	1.8	3.2	4.0	3.2	4.1							
Avg. Stride Freq. [Hz]	2.3	2.4	2.4	2.4	2.4	2.3							
Avg. Stride Length [m]	5.4	7.5	7.5	7.6	7.6	7.2							





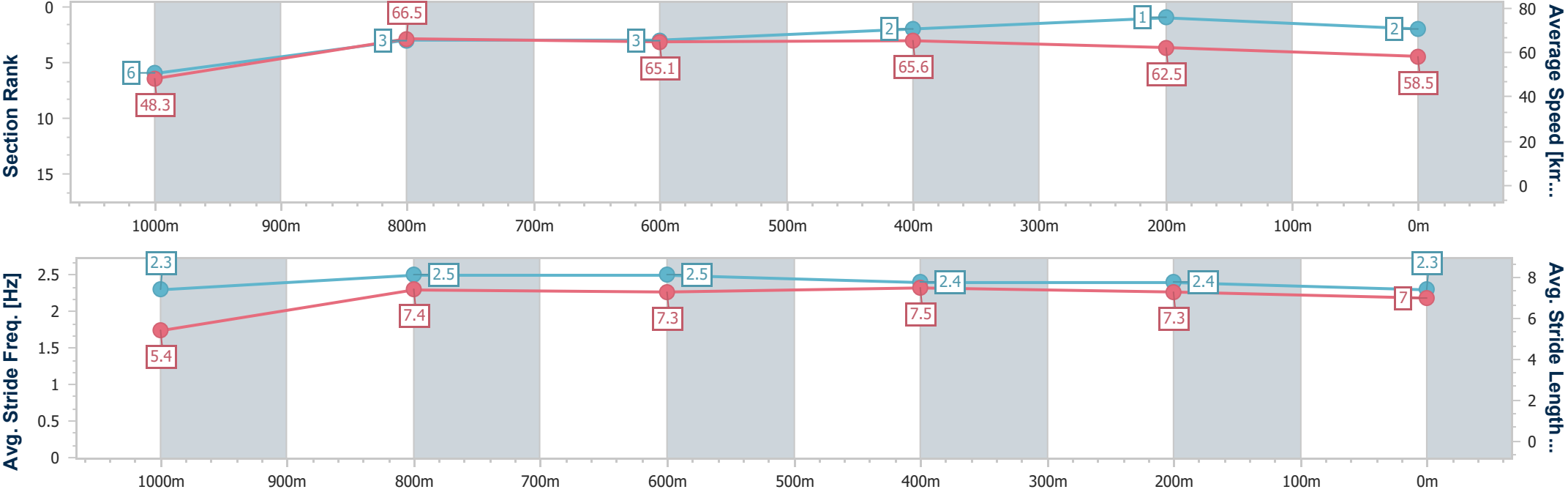
Horse/Jockey Name	Scrub Chain
Final Rank	2
Fastest Section Time (Section)	0:07.45 (Overall)
Top Speed [km/h] (Section)	68.6 (1000m)
Race State	Finished



Rockhampton QLD Professional  
Race 4: RED LION HOTEL QTIS Two-Year-Old Maiden Handicap  
- 1100m  
30 June 2024 - 12:46  
Track Rating: Heavy 8, Weather: Overcast, Rail Position: +0.5m



Section	Overall	1000m	800m	600m	400m	200m							
Section Times	1:04.29 [2] (0:07.45)	0:56.84 [6] (0:10.75)	0:46.09 [3] (0:11.25)	0:34.84 [3] (0:10.99)	0:23.85 [2] (0:11.55)	0:12.30 [1] (0:12.30)							
Average Speed [km/h]	48.3	66.5	65.1	65.6	62.5	58.5							
Top Speed [km/h]	65.0	68.6	66.2	67.0	65.4	61.4							
Avg. Dist. to Rail [m]	2.0	1.0	2.2	3.5	3.5	2.9							
Avg. Stride Freq. [Hz]	2.3	2.5	2.5	2.4	2.4	2.3							
Avg. Stride Length [m]	5.4	7.4	7.3	7.5	7.3	7.0							





Horse/Jockey Name	Fraser's Ridge
Final Rank	3
Fastest Section Time (Section)	0:07.47 (Overall)
Top Speed [km/h] (Section)	68.8 (1000m)
Race State	Finished



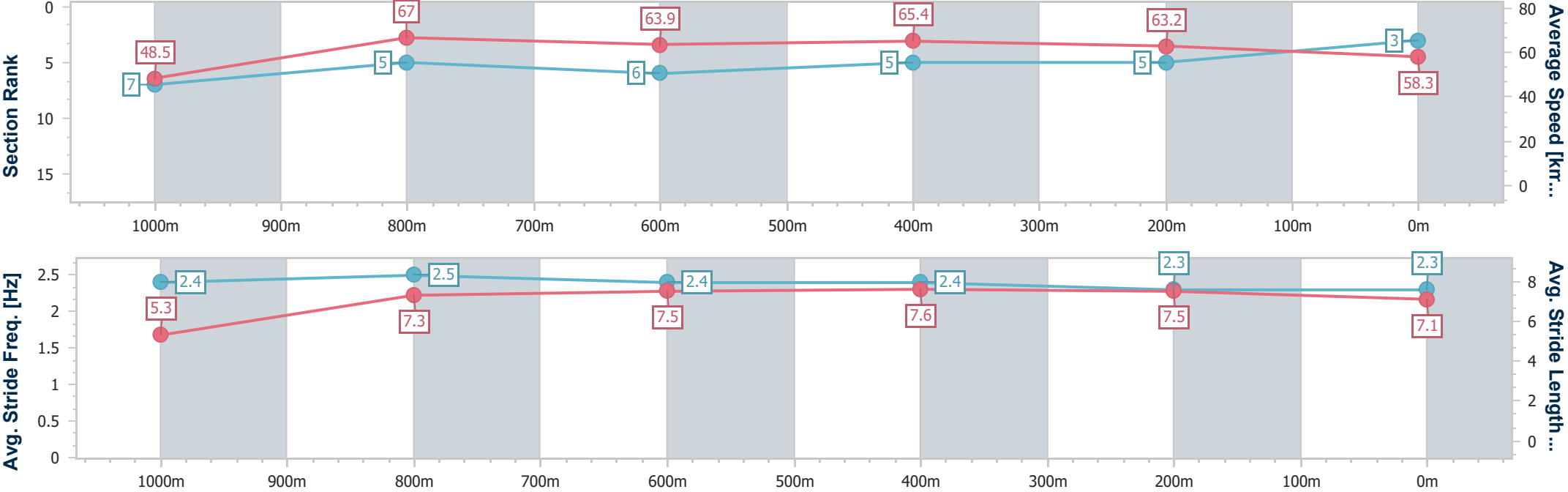
Rockhampton QLD Professional  
Race 4: RED LION HOTEL QTIS Two-Year-Old Maiden Handicap  
- 1100m

30 June 2024 - 12:46

Track Rating: Heavy 8, Weather: Overcast, Rail Position: +0.5m



Section	Overall	1000m	800m	600m	400m	200m								
Section Times	1:04.80 [3] (0:07.47)	0:57.33 [7] (0:10.93)	0:46.40 [5] (0:11.62)	0:34.78 [6] (0:11.03)	0:23.75 [5] (0:11.40)	0:12.35 [5] (0:12.35)								
Average Speed [km/h]	48.5	67.0	63.9	65.4	63.2	58.3								
Top Speed [km/h]	64.0	68.8	65.6	66.5	65.3	61.1								
Avg. Dist. to Rail [m]	14.4	4.3	3.7	4.9	6.2	6.4								
Avg. Stride Freq. [Hz]	2.4	2.5	2.4	2.4	2.3	2.3								
Avg. Stride Length [m]	5.3	7.3	7.5	7.6	7.5	7.1								





Horse/Jockey Name	Offango
Final Rank	4
Fastest Section Time (Section)	0:07.16 (Overall)
Top Speed [km/h] (Section)	68.9 (1000m)
Race State	Finished



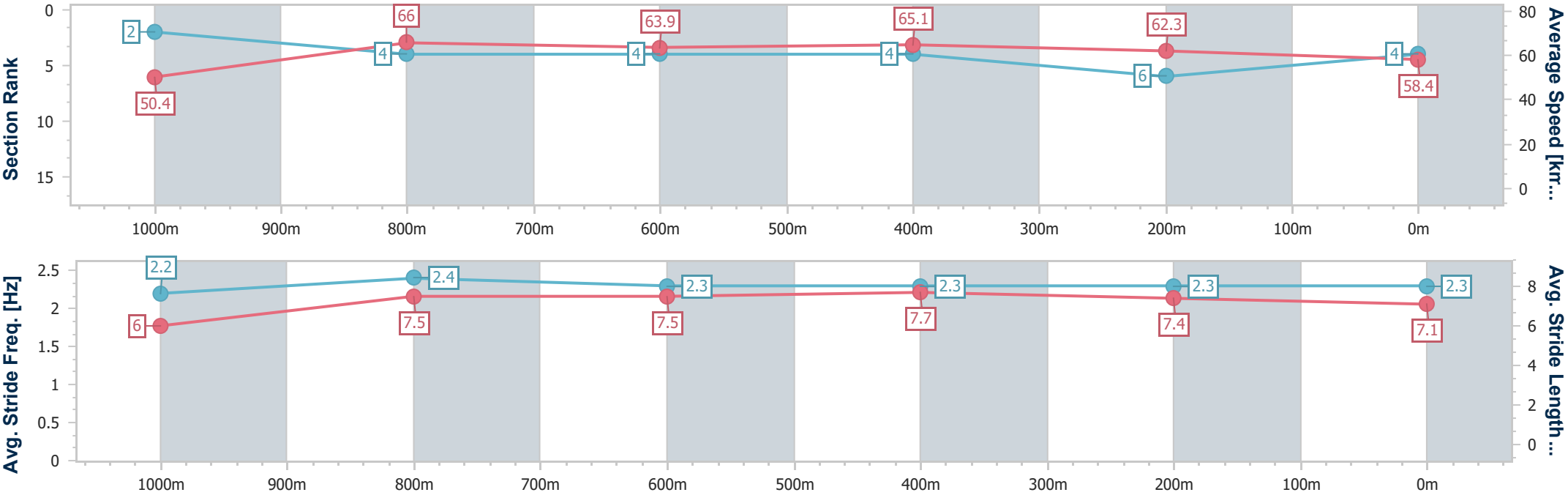
Rockhampton QLD Professional  
Race 4: RED LION HOTEL QTIS Two-Year-Old Maiden Handicap  
- 1100m

30 June 2024 - 12:46

Track Rating: Heavy 8, Weather: Overcast, Rail Position: +0.5m



Section	Overall	1000m	800m	600m	400m	200m								
Section Times	1:04.80 [4] (0:07.16)	0:57.64 [2] (0:11.07)	0:46.57 [4] (0:11.60)	0:34.97 [4] (0:11.07)	0:23.90 [4] (0:11.56)	0:12.34 [6] (0:12.34)								
Average Speed [km/h]	50.4	66.0	63.9	65.1	62.3	58.4								
Top Speed [km/h]	65.4	68.9	65.1	66.4	65.1	61.5								
Avg. Dist. to Rail [m]	12.6	3.5	3.6	4.5	6.1	7.0								
Avg. Stride Freq. [Hz]	2.2	2.4	2.3	2.3	2.3	2.3								
Avg. Stride Length [m]	6.0	7.5	7.5	7.7	7.4	7.1								





Horse/Jockey Name	Blue Kentucky Girl
Final Rank	5
Fastest Section Time (Section)	0:07.72 (Overall)
Top Speed [km/h] (Section)	67.7 (600m)
Race State	Finished



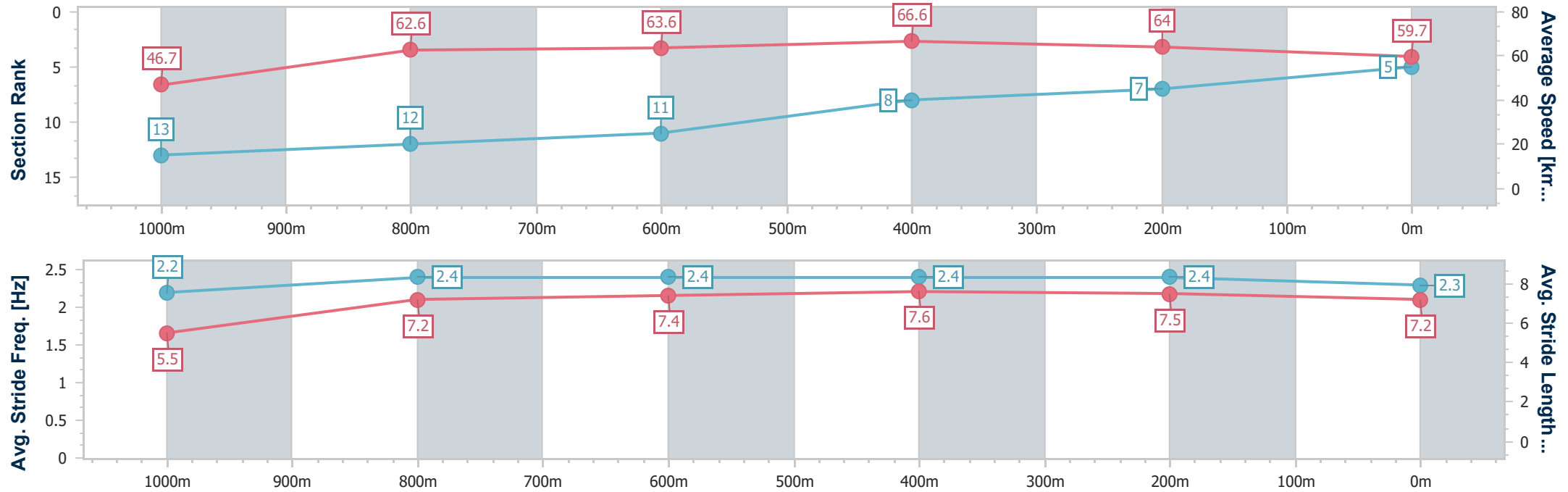
Rockhampton QLD Professional  
Race 4: RED LION HOTEL QTIS Two-Year-Old Maiden Handicap  
- 1100m

30 June 2024 - 12:46

Track Rating: Heavy 8, Weather: Overcast, Rail Position: +0.5m



Section	Overall	1000m	800m	600m	400m	200m								
Section Times	1:04.91 [5] (0:07.72)	0:57.19 [13] (0:11.49)	0:45.70 [12] (0:11.56)	0:34.14 [11] (0:10.84)	0:23.30 [8] (0:11.25)	0:12.05 [7] (0:12.05)								
Average Speed [km/h]	46.7	62.6	63.6	66.6	64.0	59.7								
Top Speed [km/h]	62.5	66.1	64.3	67.7	66.7	62.2								
Avg. Dist. to Rail [m]	5.0	0.8	2.6	3.2	2.7	3.3								
Avg. Stride Freq. [Hz]	2.2	2.4	2.4	2.4	2.4	2.3								
Avg. Stride Length [m]	5.5	7.2	7.4	7.6	7.5	7.2								





Horse/Jockey Name	Little Pinker
Final Rank	6
Fastest Section Time (Section)	0:07.21 (Overall)
Top Speed [km/h] (Section)	70.2 (1000m)
Race State	Finished



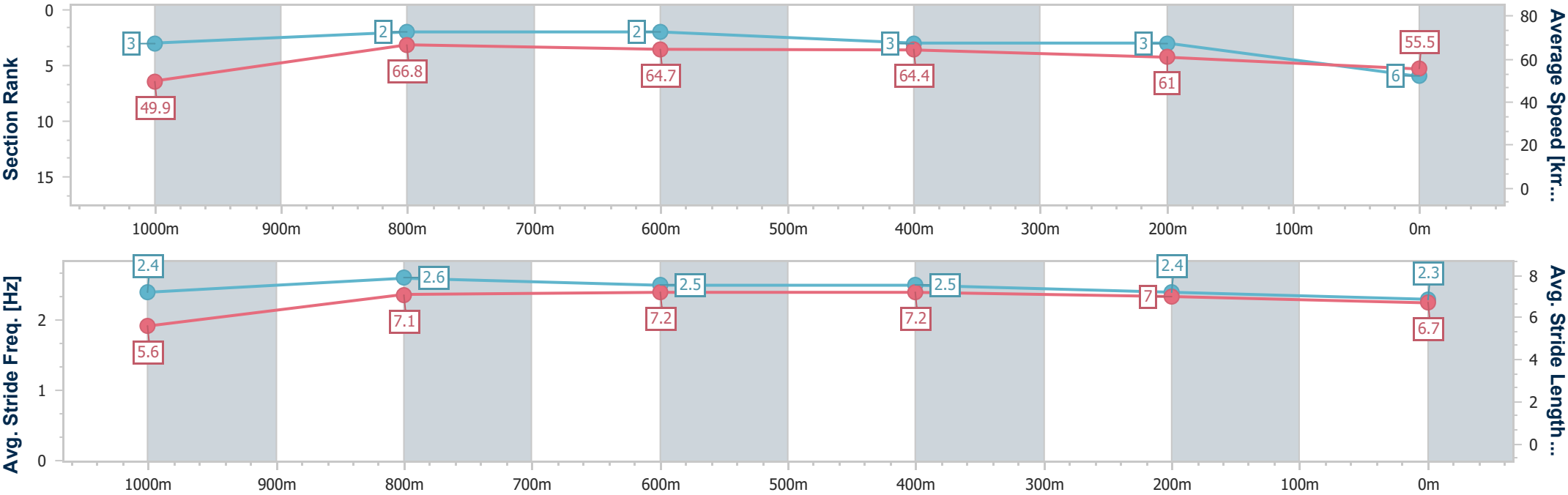
Rockhampton QLD Professional  
Race 4: RED LION HOTEL QTIS Two-Year-Old Maiden Handicap  
- 1100m

30 June 2024 - 12:46

Track Rating: Heavy 8, Weather: Overcast, Rail Position: +0.5m



Section	Overall	1000m	800m	600m	400m	200m							
Section Times	1:05.26 [6] (0:07.21)	0:58.05 [3] (0:10.79)	0:47.26 [2] (0:11.27)	0:35.99 [2] (0:11.20)	0:24.79 [3] (0:11.81)	0:12.98 [3] (0:12.98)							
Average Speed [km/h]	49.9	66.8	64.7	64.4	61.0	55.5							
Top Speed [km/h]	65.6	70.2	65.5	64.9	64.1	58.7							
Avg. Dist. to Rail [m]	11.0	1.6	1.6	2.7	3.5	3.9							
Avg. Stride Freq. [Hz]	2.4	2.6	2.5	2.5	2.4	2.3							
Avg. Stride Length [m]	5.6	7.1	7.2	7.2	7.0	6.7							







Horse/Jockey Name	Catmiss
Final Rank	7
Fastest Section Time (Section)	0:07.02 (Overall)
Top Speed [km/h] (Section)	68.2 (1000m)
Race State	Finished



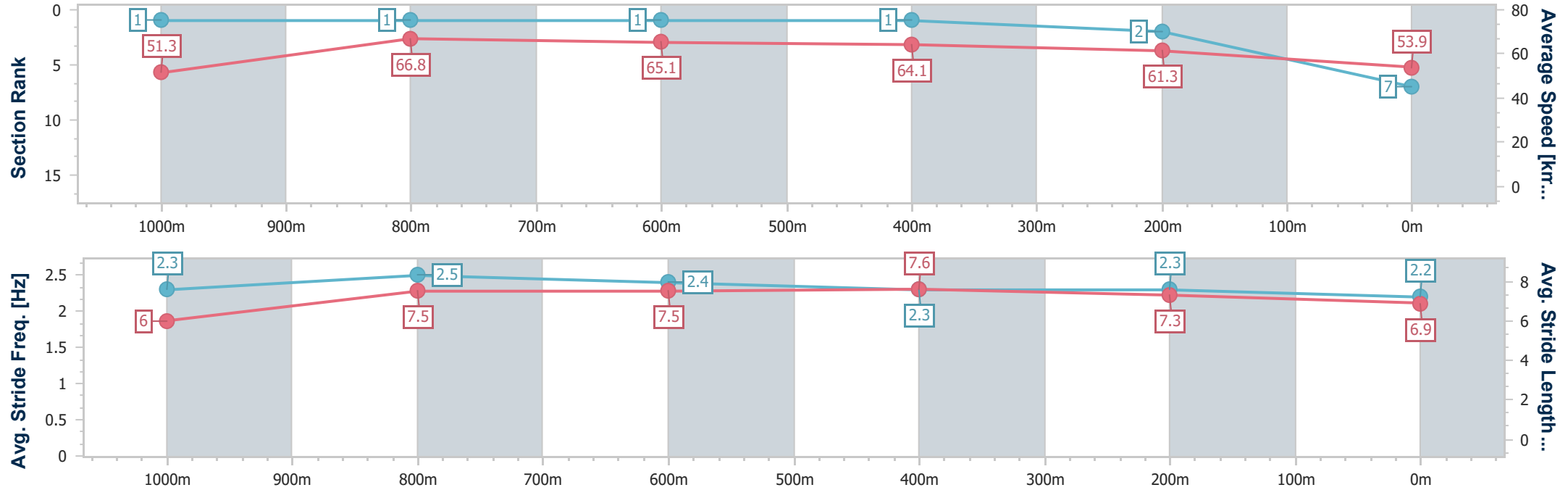
Rockhampton QLD Professional  
Race 4: RED LION HOTEL QTIS Two-Year-Old Maiden Handicap  
- 1100m

30 June 2024 - 12:46

Track Rating: Heavy 8, Weather: Overcast, Rail Position: +0.5m



Section	Overall	1000m	800m	600m	400m	200m								
Section Times	1:05.45 [7] (0:07.02)	0:58.43 [1] (0:10.77)	0:47.66 [1] (0:11.32)	0:36.34 [1] (0:11.25)	0:25.09 [1] (0:11.74)	0:13.35 [2] (0:13.35)								
Average Speed [km/h]	51.3	66.8	65.1	64.1	61.3	53.9								
Top Speed [km/h]	64.7	68.2	67.5	65.7	63.3	58.6								
Avg. Dist. to Rail [m]	9.0	0.8	2.9	2.6	2.5	2.6								
Avg. Stride Freq. [Hz]	2.3	2.5	2.4	2.3	2.3	2.2								
Avg. Stride Length [m]	6.0	7.5	7.5	7.6	7.3	6.9								





Horse/Jockey Name	Fabulous Hoffa
Final Rank	8
Fastest Section Time (Section)	0:07.52 (Overall)
Top Speed [km/h] (Section)	65.8 (600m)
Race State	Finished



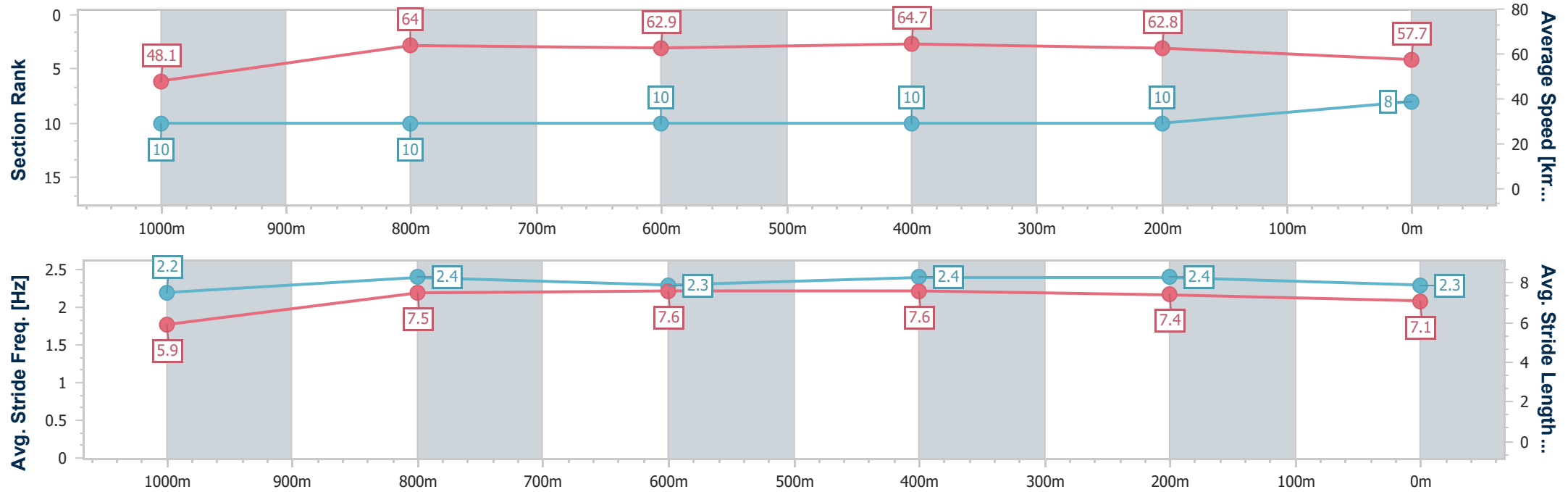
Rockhampton QLD Professional  
Race 4: RED LION HOTEL QTIS Two-Year-Old Maiden Handicap  
- 1100m

30 June 2024 - 12:46

Track Rating: Heavy 8, Weather: Overcast, Rail Position: +0.5m



Section	Overall	1000m	800m	600m	400m	200m							
Section Times	1:05.81 [8] (0:07.52)	0:58.29 [10] (0:11.42)	0:46.87 [10] (0:11.78)	0:35.09 [10] (0:11.14)	0:23.95 [10] (0:11.49)	0:12.46 [10] (0:12.46)							
Average Speed [km/h]	48.1	64.0	62.9	64.7	62.8	57.7							
Top Speed [km/h]	63.1	65.6	64.1	65.8	64.7	60.9							
Avg. Dist. to Rail [m]	10.4	3.9	3.3	5.4	7.5	8.5							
Avg. Stride Freq. [Hz]	2.2	2.4	2.3	2.4	2.4	2.3							
Avg. Stride Length [m]	5.9	7.5	7.6	7.6	7.4	7.1							





Horse/Jockey Name	The Publican
Final Rank	9
Fastest Section Time (Section)	0:07.61 (Overall)
Top Speed [km/h] (Section)	64.2 (400m)
Race State	Finished



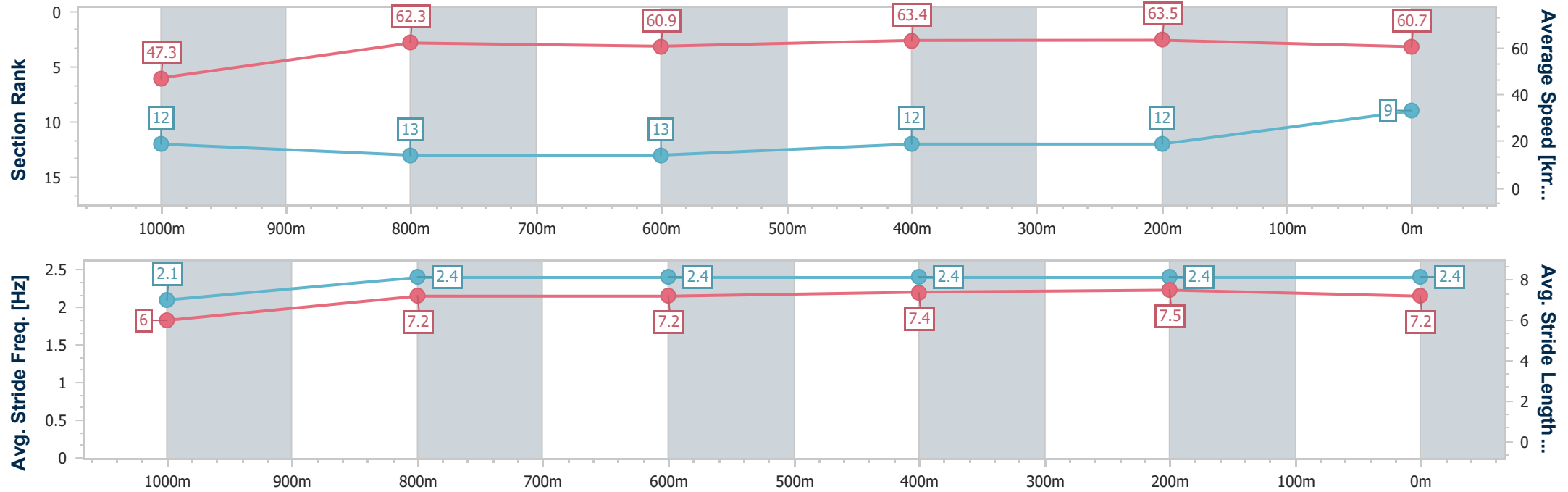
Rockhampton QLD Professional  
Race 4: RED LION HOTEL QTIS Two-Year-Old Maiden Handicap  
- 1100m

30 June 2024 - 12:46

Track Rating: Heavy 8, Weather: Overcast, Rail Position: +0.5m



Section	Overall	1000m	800m	600m	400m	200m							
Section Times	1:06.00 [9] (0:07.61)	0:58.39 [12] (0:11.69)	0:46.70 [13] (0:12.12)	0:34.58 [13] (0:11.37)	0:23.21 [12] (0:11.36)	0:11.85 [12] (0:11.85)							
Average Speed [km/h]	47.3	62.3	60.9	63.4	63.5	60.7							
Top Speed [km/h]	60.8	63.7	62.4	64.2	64.2	62.7							
Avg. Dist. to Rail [m]	8.6	2.7	3.1	5.0	5.8	8.9							
Avg. Stride Freq. [Hz]	2.1	2.4	2.4	2.4	2.4	2.4							
Avg. Stride Length [m]	6.0	7.2	7.2	7.4	7.5	7.2							





Horse/Jockey Name	Rivelly
Final Rank	10
Fastest Section Time (Section)	0:07.31 (Overall)
Top Speed [km/h] (Section)	66.6 (1000m)
Race State	Finished



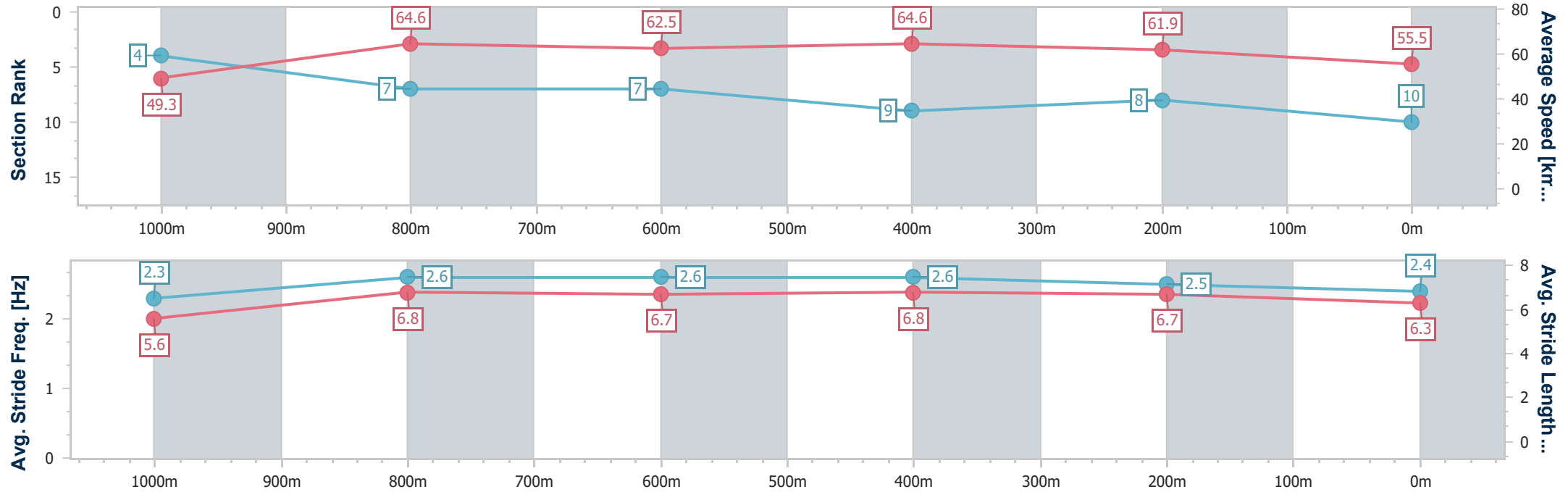
Rockhampton QLD Professional  
Race 4: RED LION HOTEL QTIS Two-Year-Old Maiden Handicap  
- 1100m

30 June 2024 - 12:46

Track Rating: Heavy 8, Weather: Overcast, Rail Position: +0.5m



Section	Overall	1000m	800m	600m	400m	200m								
Section Times	1:06.23 [10] (0:07.31)	0:58.92 [4] (0:11.29)	0:47.63 [7] (0:11.89)	0:35.74 [7] (0:11.17)	0:24.57 [9] (0:11.62)	0:12.95 [8] (0:12.95)								
Average Speed [km/h]	49.3	64.6	62.5	64.6	61.9	55.5								
Top Speed [km/h]	61.8	66.6	65.1	66.0	64.1	59.8								
Avg. Dist. to Rail [m]	7.8	3.0	3.8	4.7	4.8	4.1								
Avg. Stride Freq. [Hz]	2.3	2.6	2.6	2.6	2.5	2.4								
Avg. Stride Length [m]	5.6	6.8	6.7	6.8	6.7	6.3								



- [ ] Ranking at each section and finish
- .-.- No data available at this section
- NA No data available



Horse/Jockey Name	Jungledeli
Final Rank	11
Fastest Section Time (Section)	0:07.53 (Overall)
Top Speed [km/h] (Section)	65.3 (400m)
Race State	Finished



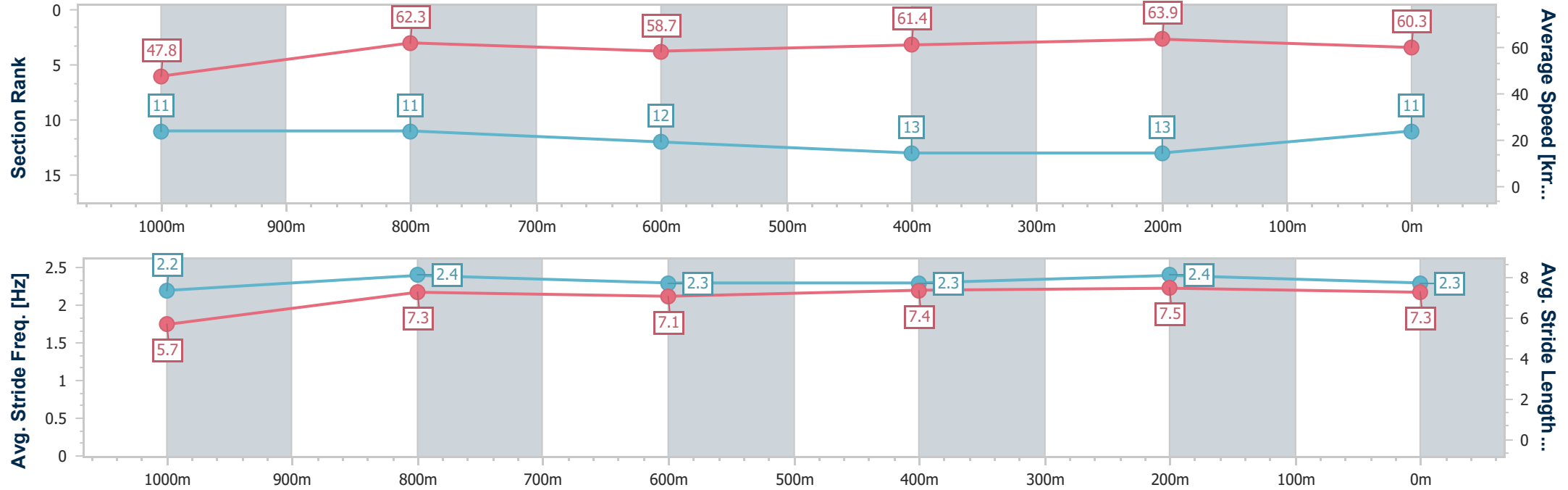
Rockhampton QLD Professional  
Race 4: RED LION HOTEL QTIS Two-Year-Old Maiden Handicap  
- 1100m

30 June 2024 - 12:46

Track Rating: Heavy 8, Weather: Overcast, Rail Position: +0.5m



Section	Overall	1000m	800m	600m	400m	200m								
Section Times	1:06.38 [11] (0:07.53)	0:58.85 [11] (0:11.48)	0:47.37 [11] (0:12.40)	0:34.97 [12] (0:11.76)	0:23.21 [13] (0:11.26)	0:11.95 [13] (0:11.95)								
Average Speed [km/h]	47.8	62.3	58.7	61.4	63.9	60.3								
Top Speed [km/h]	62.5	65.0	60.9	63.7	65.3	63.3								
Avg. Dist. to Rail [m]	2.2	1.4	1.6	2.6	4.6	7.6								
Avg. Stride Freq. [Hz]	2.2	2.4	2.3	2.3	2.4	2.3								
Avg. Stride Length [m]	5.7	7.3	7.1	7.4	7.5	7.3								





Horse/Jockey Name	Teleki
Final Rank	12
Fastest Section Time (Section)	0:07.41 (Overall)
Top Speed [km/h] (Section)	66.5 (1000m)
Race State	Finished



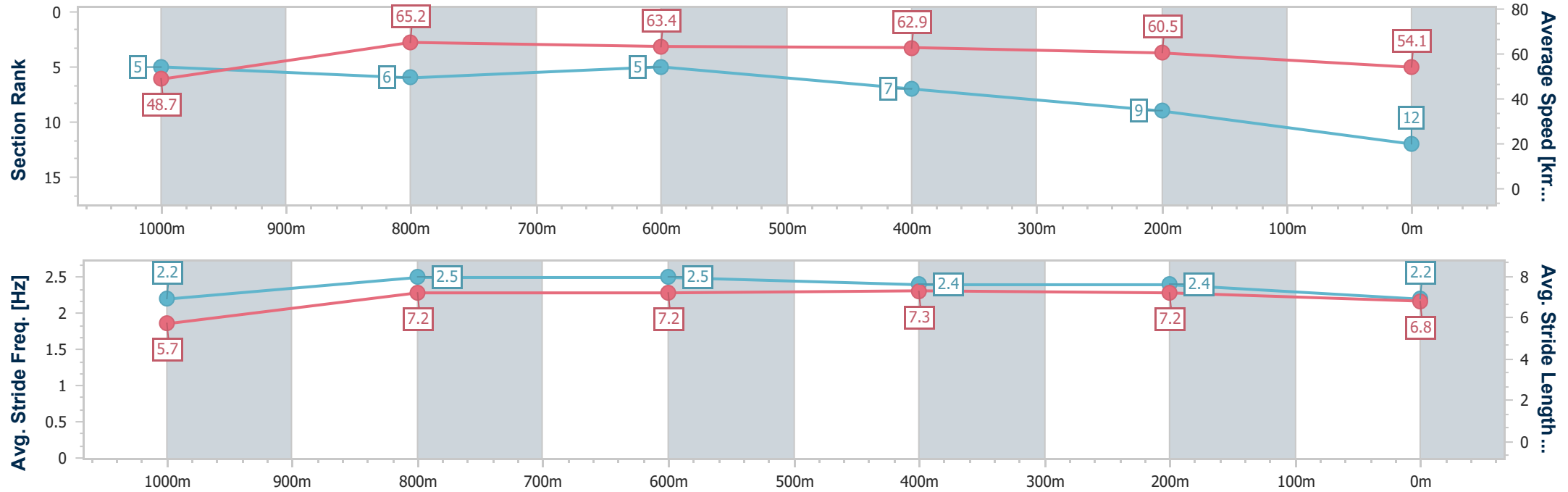
Rockhampton QLD Professional  
Race 4: RED LION HOTEL QTIS Two-Year-Old Maiden Handicap  
- 1100m

30 June 2024 - 12:46

Track Rating: Heavy 8, Weather: Overcast, Rail Position: +0.5m



Section	Overall	1000m	800m	600m	400m	200m								
Section Times	1:06.64 [12] (0:07.41)	0:59.23 [5] (0:11.03)	0:48.20 [6] (0:11.48)	0:36.72 [5] (0:11.47)	0:25.25 [7] (0:11.92)	0:13.33 [9] (0:13.33)								
Average Speed [km/h]	48.7	65.2	63.4	62.9	60.5	54.1								
Top Speed [km/h]	62.7	66.5	64.6	64.1	63.1	58.6								
Avg. Dist. to Rail [m]	3.9	0.6	1.6	4.0	3.4	3.5								
Avg. Stride Freq. [Hz]	2.2	2.5	2.5	2.4	2.4	2.2								
Avg. Stride Length [m]	5.7	7.2	7.2	7.3	7.2	6.8								





Horse/Jockey Name	Es Ar Seventyone
Final Rank	13
Fastest Section Time (Section)	0:07.50 (Overall)
Top Speed [km/h] (Section)	66.5 (1000m)
Race State	Finished



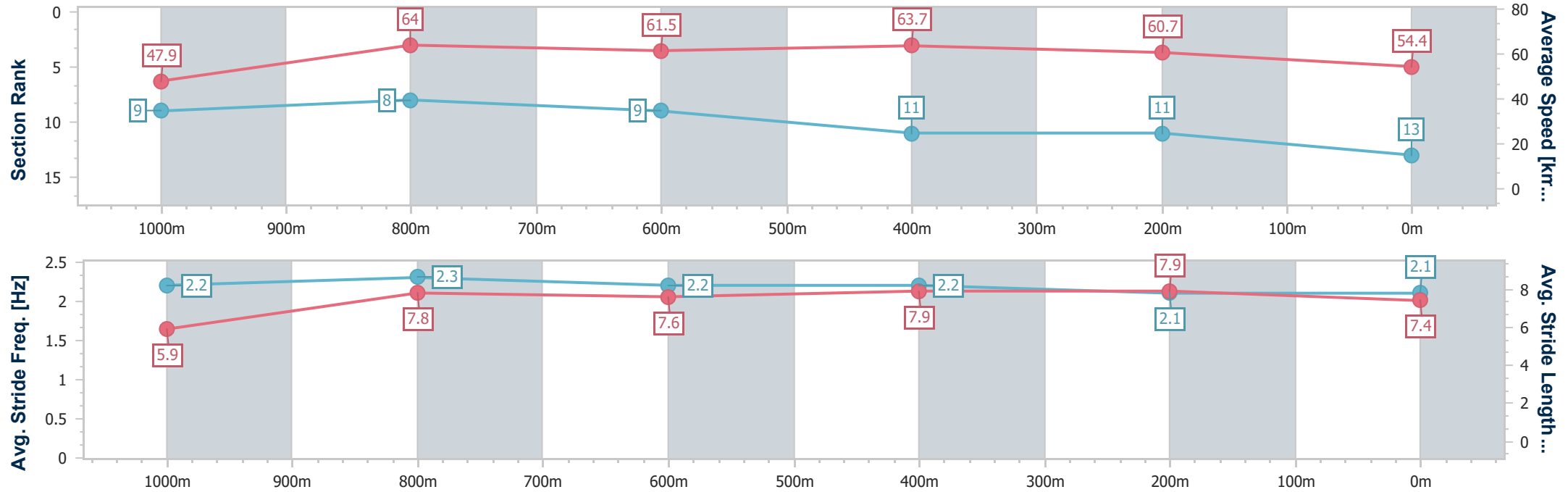
Rockhampton QLD Professional  
Race 4: RED LION HOTEL QTIS Two-Year-Old Maiden Handicap  
- 1100m

30 June 2024 - 12:46

Track Rating: Heavy 8, Weather: Overcast, Rail Position: +0.5m



Section	Overall	1000m	800m	600m	400m	200m							
Section Times	1:06.96 [13] (0:07.50)	0:59.46 [9] (0:11.28)	0:48.18 [8] (0:11.78)	0:36.40 [9] (0:11.31)	0:25.09 [11] (0:11.85)	0:13.24 [11] (0:13.24)							
Average Speed [km/h]	47.9	64.0	61.5	63.7	60.7	54.4							
Top Speed [km/h]	63.8	66.5	62.9	64.4	63.5	58.3							
Avg. Dist. to Rail [m]	5.4	1.0	0.6	1.3	2.1	2.3							
Avg. Stride Freq. [Hz]	2.2	2.3	2.2	2.2	2.1	2.1							
Avg. Stride Length [m]	5.9	7.8	7.6	7.9	7.9	7.4							





Horse/Jockey Name	Fashions Galore
Final Rank	14
Fastest Section Time (Section)	0:07.83 (Overall)
Top Speed [km/h] (Section)	63.4 (1000m)
Race State	Finished



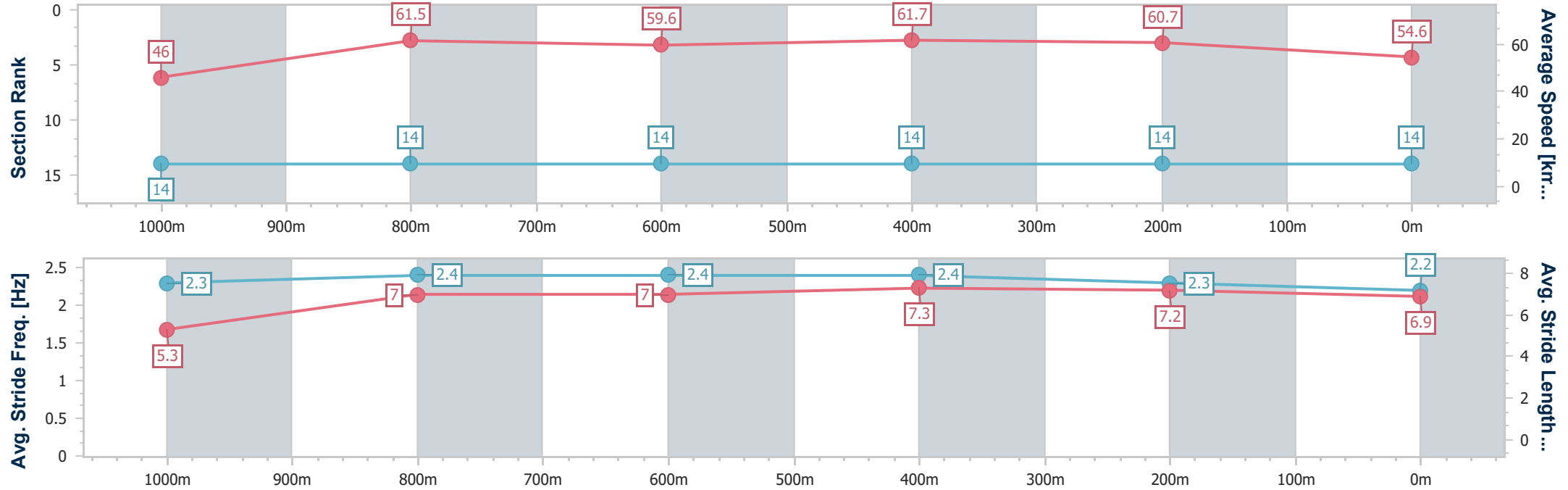
Rockhampton QLD Professional  
Race 4: RED LION HOTEL QTIS Two-Year-Old Maiden Handicap  
- 1100m

30 June 2024 - 12:46

Track Rating: Heavy 8, Weather: Overcast, Rail Position: +0.5m



Section	Overall	1000m	800m	600m	400m	200m								
Section Times	1:08.47 [14] (0:07.83)	1:00.64 [14] (0:11.67)	0:48.97 [14] (0:12.23)	0:36.74 [14] (0:11.67)	0:25.07 [14] (0:11.87)	0:13.20 [14] (0:13.20)								
Average Speed [km/h]	46.0	61.5	59.6	61.7	60.7	54.6								
Top Speed [km/h]	61.4	63.4	60.3	62.5	61.9	59.0								
Avg. Dist. to Rail [m]	3.0	1.4	1.6	2.8	5.0	5.7								
Avg. Stride Freq. [Hz]	2.3	2.4	2.4	2.4	2.3	2.2								
Avg. Stride Length [m]	5.3	7.0	7.0	7.3	7.2	6.9								



- [ ] Ranking at each section and finish
- .-.- No data available at this section
- NA No data available





# Rockhampton QLD Professional

## Race 5: WINDSCREEN AMBULANCE Class 6 Plate - 1100m

30 June 2024 - 13:25



Track Rating: Heavy 8, Weather: Overcast, Rail Position: +0.5m

Section						Overall	1000m	800m	600m	400m	200m	Last 600m		
Field Times						1:03.49 (0:07.11)	0:56.38 (0:11.18)	0:45.20 (0:11.54)	0:33.66 (0:10.91)	0:22.75 (0:11.00)	0:11.75 (0:11.75)	0:33.66		
Rank	TAB	Horse/Jockey	Barrier	Top Speed [km/h]	Fastest Section							Margin	Distance Travelled [m]	
1	5	VETTA VELOCITA	3	69.3	0:07.77	1:03.49 [1]	0:55.72 [7]	0:44.34 [7]	0:32.80 [7]	0:22.18 [7]	0:11.44 [3]	1:03.49	0:32.80	
		Cody Collis		600m	Overall	(0:07.77)	(0:11.38)	(0:11.54)	(0:10.62)	(0:10.74)	(0:11.44)			
2	8	INVINOVICH	5	68.5	0:07.54	1:03.59 [2]	0:56.05 [5]	0:44.98 [3]	0:33.55 [3]	0:22.80 [2]	0:11.85 [1]	0.56L	0:33.55	-3
		Ron Stewart		600m	Overall	(0:07.54)	(0:11.07)	(0:11.43)	(0:10.75)	(0:10.95)	(0:11.85)			
3	6	DOUBTING EYE	8	68.7	0:07.51	1:03.84 [3]	0:56.33 [4]	0:44.86 [6]	0:33.29 [6]	0:22.67 [6]	0:11.79 [4]	2.05L	0:33.29	+6
		Warwick Satherley		600m	Overall	(0:07.51)	(0:11.47)	(0:11.57)	(0:10.62)	(0:10.88)	(0:11.79)			
4	2	JUNGLE BEAT	9	67.3	0:07.22	1:04.11 [4]	0:56.89 [2]	0:45.67 [2]	0:34.10 [2]	0:23.21 [3]	0:12.11 [2]	3.62L	0:34.10	+5
		Chris McIver		600m	Overall	(0:07.22)	(0:11.22)	(0:11.57)	(0:10.89)	(0:11.10)	(0:12.11)			
5	4	MEDIA EMPIRE	10	68.1	0:07.68	1:04.44 [5]	0:56.76 [6]	0:45.48 [5]	0:34.05 [5]	0:23.34 [5]	0:12.25 [6]	5.58L	0:34.05	+0
		Justin Stanley		600m	Overall	(0:07.68)	(0:11.28)	(0:11.43)	(0:10.71)	(0:11.09)	(0:12.25)			
6	7	BARNEY RABBLE	7	67.2	0:07.11	1:04.77 [6]	0:57.66 [1]	0:46.48 [1]	0:34.94 [1]	0:24.03 [1]	0:12.69 [5]	7.5L	0:34.94	+1
		Ryan Wiggins		600m	Overall	(0:07.11)	(0:11.18)	(0:11.54)	(0:10.91)	(0:11.34)	(0:12.69)			
7	9	RUBUNKAR	6	67.8	0:07.49	1:05.47 [7]	0:57.98 [3]	0:46.76 [4]	0:35.34 [4]	0:24.54 [4]	0:13.16 [7]	11.63L	0:35.34	+2
		Samantha Collett		600m	Overall	(0:07.49)	(0:11.22)	(0:11.42)	(0:10.80)	(0:11.38)	(0:13.16)			

Scratched: Just Super (#3), Letmeletgo (#1), Parade Ground (#10)



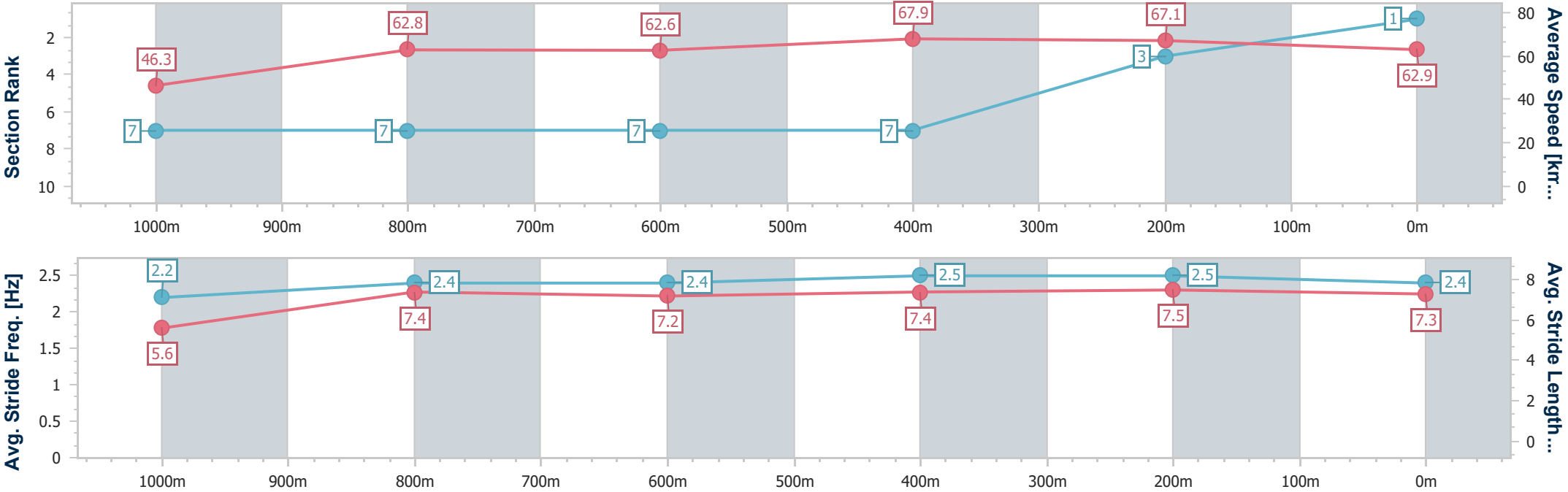
Horse/Jockey Name	Vetta Velocita
Final Rank	1
Fastest Section Time (Section)	0:07.77 (Overall)
Top Speed [km/h] (Section)	69.3 (600m)
Race State	Finished



Rockhampton QLD Professional  
Race 5: WINDSCREEN AMBULANCE Class 6 Plate - 1100m  
30 June 2024 - 13:25  
Track Rating: Heavy 8, Weather: Overcast, Rail Position: +0.5m



Section	Overall	1000m	800m	600m	400m	200m								
Section Times	1:03.49 [1] (0:07.77)	0:55.72 [7] (0:11.38)	0:44.34 [7] (0:11.54)	0:32.80 [7] (0:10.62)	0:22.18 [7] (0:10.74)	0:11.44 [3]								
Average Speed [km/h]	46.3	62.8	62.6	67.9	67.1	62.9								
Top Speed [km/h]	60.1	64.9	64.7	69.3	68.7	66.2								
Avg. Dist. to Rail [m]	1.6	1.2	0.9	2.3	3.2	4.3								
Avg. Stride Freq. [Hz]	2.2	2.4	2.4	2.5	2.5	2.4								
Avg. Stride Length [m]	5.6	7.4	7.2	7.4	7.5	7.3								





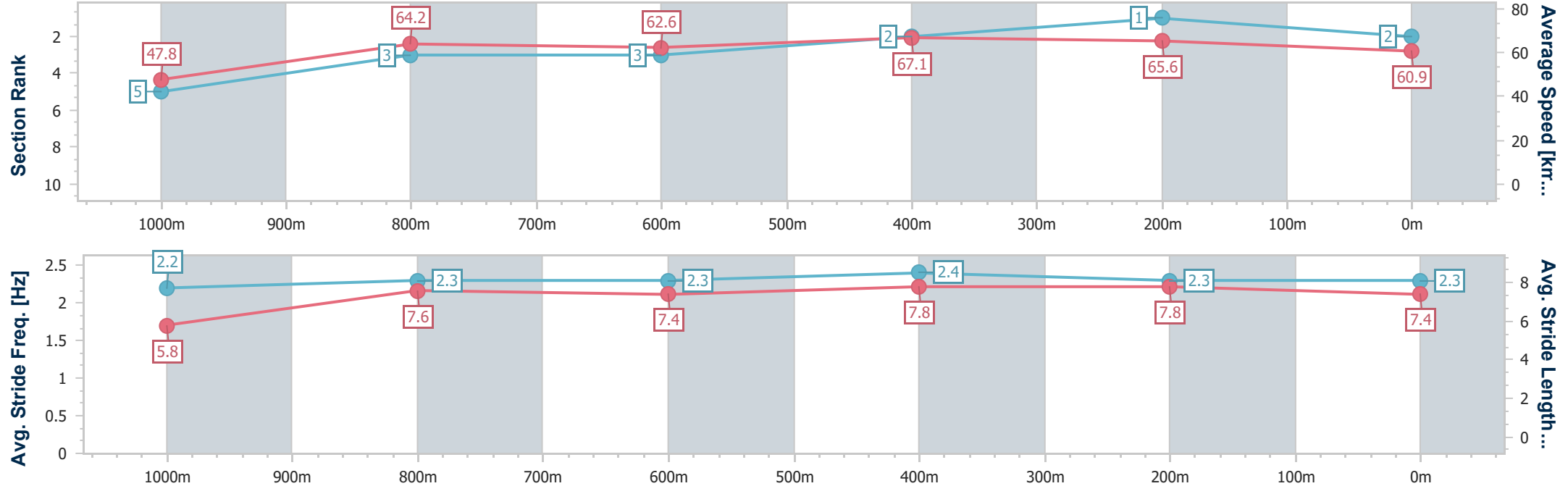
Horse/Jockey Name	Invinovich
Final Rank	2
Fastest Section Time (Section)	0:07.54 (Overall)
Top Speed [km/h] (Section)	68.5 (600m)
Race State	Finished



Rockhampton QLD Professional  
Race 5: WINDSCREEN AMBULANCE Class 6 Plate - 1100m  
30 June 2024 - 13:25  
Track Rating: Heavy 8, Weather: Overcast, Rail Position: +0.5m



Section	Overall	1000m	800m	600m	400m	200m								
Section Times	1:03.59 [2] (0:07.54)	0:56.05 [5] (0:11.07)	0:44.98 [3] (0:11.43)	0:33.55 [3] (0:10.75)	0:22.80 [2] (0:10.95)	0:11.85 [1] (0:11.85)								
Average Speed [km/h]	47.8	64.2	62.6	67.1	65.6	60.9								
Top Speed [km/h]	62.0	66.3	65.1	68.5	68.0	63.8								
Avg. Dist. to Rail [m]	2.9	1.8	0.7	2.6	4.5	5.6								
Avg. Stride Freq. [Hz]	2.2	2.3	2.3	2.4	2.3	2.3								
Avg. Stride Length [m]	5.8	7.6	7.4	7.8	7.8	7.4								





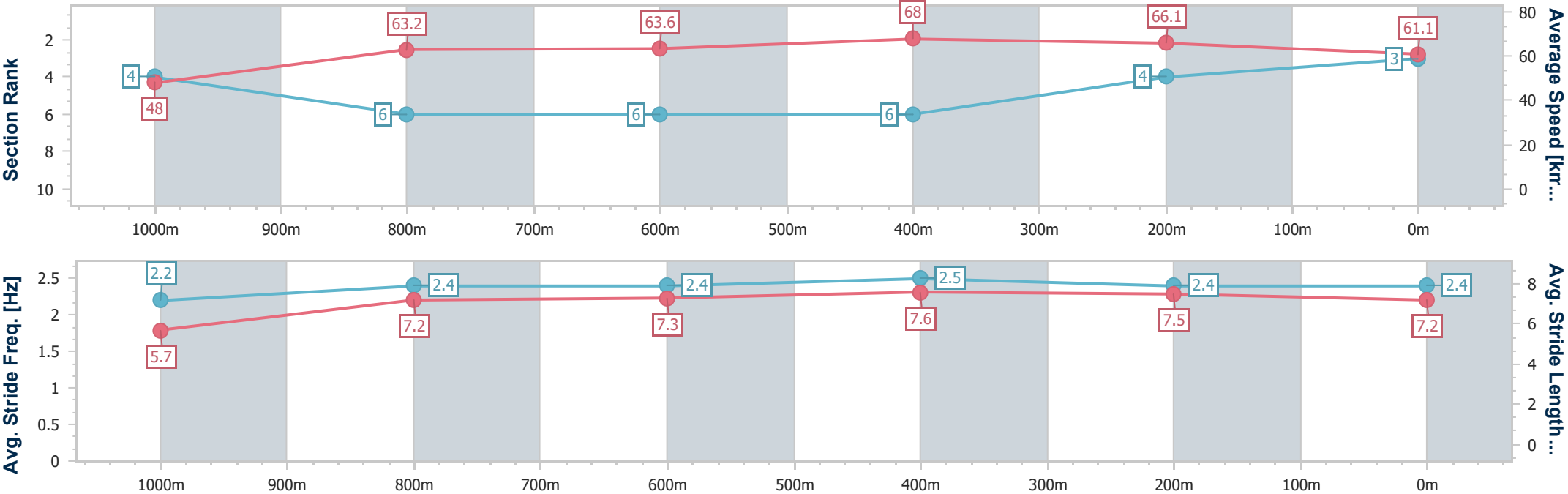
Horse/Jockey Name	Doubting Eye
Final Rank	3
Fastest Section Time (Section)	0:07.51 (Overall)
Top Speed [km/h] (Section)	68.7 (600m)
Race State	Finished



Rockhampton QLD Professional  
Race 5: WINDSCREEN AMBULANCE Class 6 Plate - 1100m  
30 June 2024 - 13:25  
Track Rating: Heavy 8, Weather: Overcast, Rail Position: +0.5m



Section	Overall	1000m	800m	600m	400m	200m							
Section Times	1:03.84 [3] (0:07.51)	0:56.33 [4] (0:11.47)	0:44.86 [6] (0:11.57)	0:33.29 [6] (0:10.62)	0:22.67 [6] (0:10.88)	0:11.79 [4] (0:11.79)							
Average Speed [km/h]	48.0	63.2	63.6	68.0	66.1	61.1							
Top Speed [km/h]	60.9	64.4	66.6	68.7	67.7	64.6							
Avg. Dist. to Rail [m]	6.1	1.6	2.8	3.5	5.5	6.0							
Avg. Stride Freq. [Hz]	2.2	2.4	2.4	2.5	2.4	2.4							
Avg. Stride Length [m]	5.7	7.2	7.3	7.6	7.5	7.2							





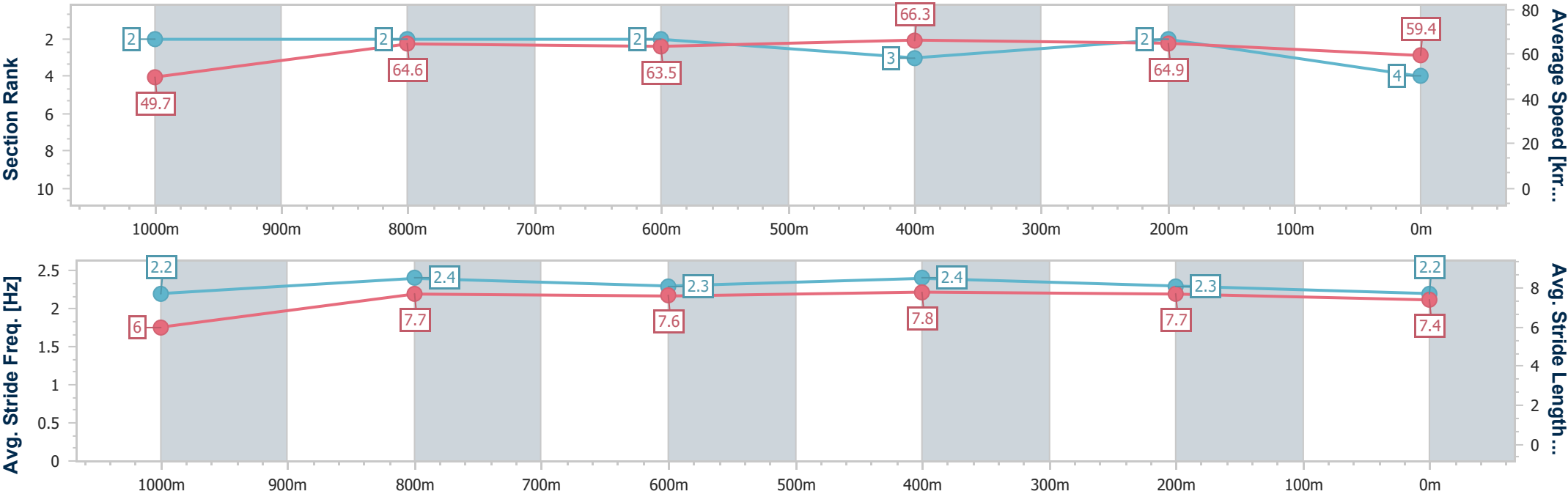
Horse/Jockey Name	Jungle Beat
Final Rank	4
Fastest Section Time (Section)	0:07.22 (Overall)
Top Speed [km/h] (Section)	67.3 (600m)
Race State	Finished



Rockhampton QLD Professional  
Race 5: WINDSCREEN AMBULANCE Class 6 Plate - 1100m  
30 June 2024 - 13:25  
Track Rating: Heavy 8, Weather: Overcast, Rail Position: +0.5m



Section	Overall	1000m	800m	600m	400m	200m							
Section Times	1:04.11 [4] (0:07.22)	0:56.89 [2] (0:11.22)	0:45.67 [2] (0:11.57)	0:34.10 [2] (0:10.89)	0:23.21 [3] (0:11.10)	0:12.11 [2] (0:12.11)							
Average Speed [km/h]	49.7	64.6	63.5	66.3	64.9	59.4							
Top Speed [km/h]	63.7	66.0	64.9	67.3	66.3	63.1							
Avg. Dist. to Rail [m]	5.8	1.3	2.5	3.3	4.4	5.0							
Avg. Stride Freq. [Hz]	2.2	2.4	2.3	2.4	2.3	2.2							
Avg. Stride Length [m]	6.0	7.7	7.6	7.8	7.7	7.4							





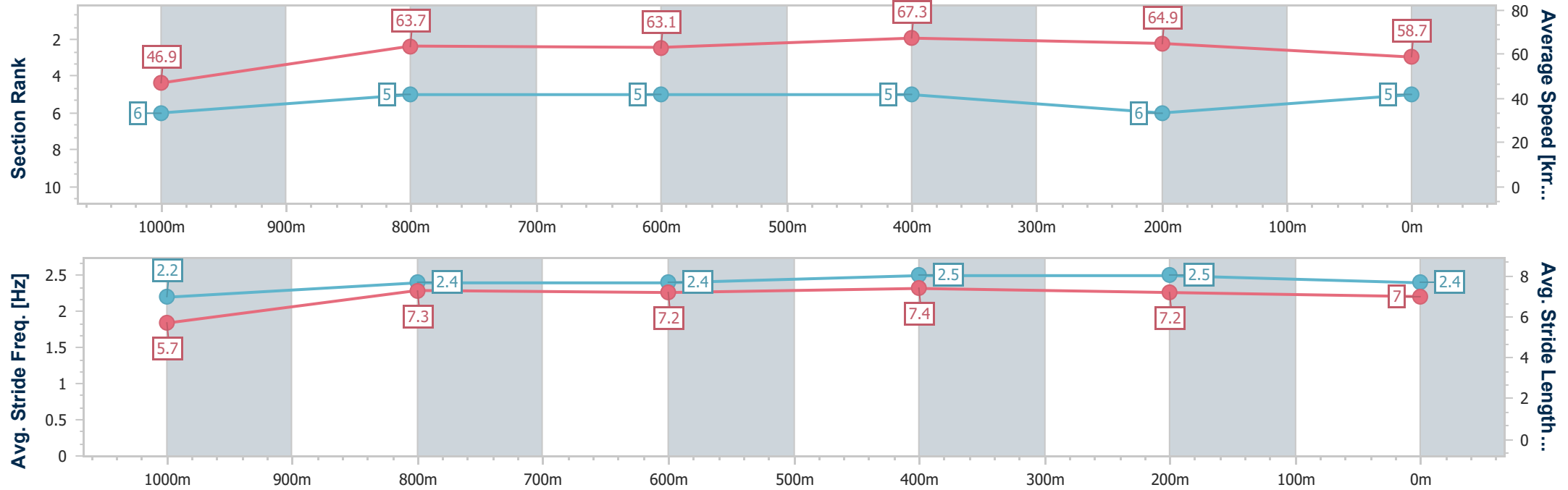
Horse/Jockey Name	Media Empire
Final Rank	5
Fastest Section Time (Section)	0:07.68 (Overall)
Top Speed [km/h] (Section)	68.1 (600m)
Race State	Finished



Rockhampton QLD Professional  
Race 5: WINDSCREEN AMBULANCE Class 6 Plate - 1100m  
30 June 2024 - 13:25  
Track Rating: Heavy 8, Weather: Overcast, Rail Position: +0.5m



Section	Overall	1000m	800m	600m	400m	200m							
Section Times	1:04.44 [5] (0:07.68)	0:56.76 [6] (0:11.28)	0:45.48 [5] (0:11.43)	0:34.05 [5] (0:10.71)	0:23.34 [5] (0:11.09)	0:12.25 [6] (0:12.25)							
Average Speed [km/h]	46.9	63.7	63.1	67.3	64.9	58.7							
Top Speed [km/h]	60.5	65.7	65.7	68.1	67.4	62.6							
Avg. Dist. to Rail [m]	7.7	1.2	0.3	0.7	0.9	1.5							
Avg. Stride Freq. [Hz]	2.2	2.4	2.4	2.5	2.5	2.4							
Avg. Stride Length [m]	5.7	7.3	7.2	7.4	7.2	7.0							





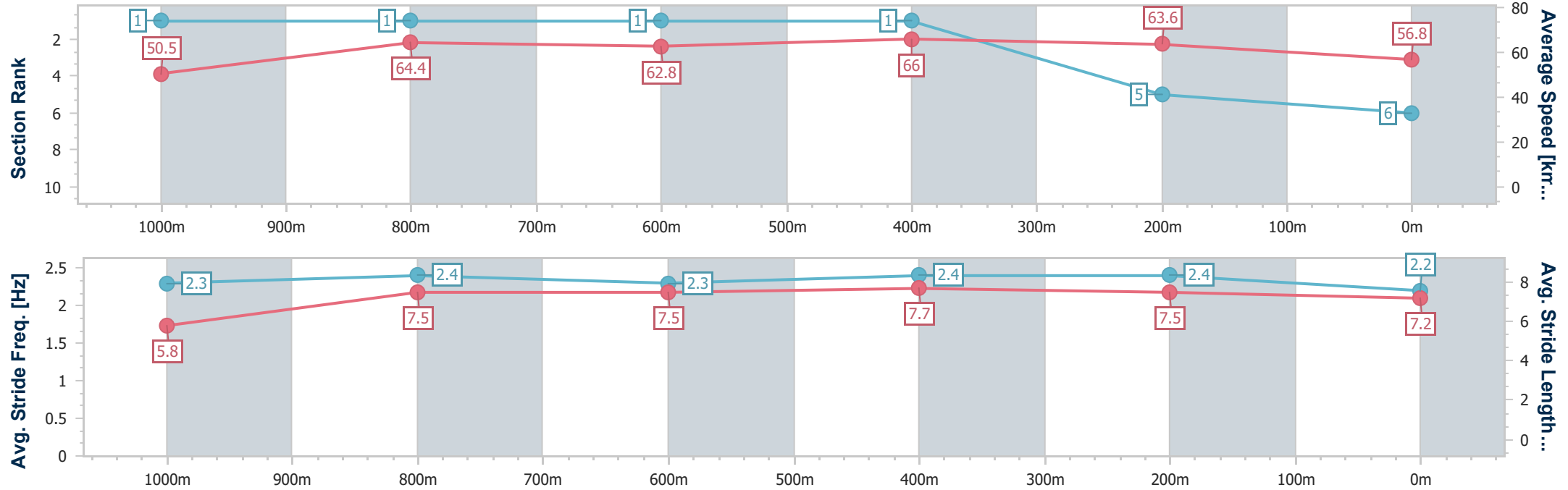
Horse/Jockey Name	Barney Rabble
Final Rank	6
Fastest Section Time (Section)	0:07.11 (Overall)
Top Speed [km/h] (Section)	67.2 (600m)
Race State	Finished



Rockhampton QLD Professional  
Race 5: WINDSCREEN AMBULANCE Class 6 Plate - 1100m  
30 June 2024 - 13:25  
Track Rating: Heavy 8, Weather: Overcast, Rail Position: +0.5m



Section	Overall	1000m	800m	600m	400m	200m							
Section Times	1:04.77 [6] (0:07.11)	0:57.66 [1] (0:11.18)	0:46.48 [1] (0:11.54)	0:34.94 [1] (0:10.91)	0:24.03 [1] (0:11.34)	0:12.69 [5] (0:12.69)							
Average Speed [km/h]	50.5	64.4	62.8	66.0	63.6	56.8							
Top Speed [km/h]	62.9	66.3	65.1	67.2	66.2	61.3							
Avg. Dist. to Rail [m]	4.2	0.8	1.1	1.1	3.0	4.9							
Avg. Stride Freq. [Hz]	2.3	2.4	2.3	2.4	2.4	2.2							
Avg. Stride Length [m]	5.8	7.5	7.5	7.7	7.5	7.2							





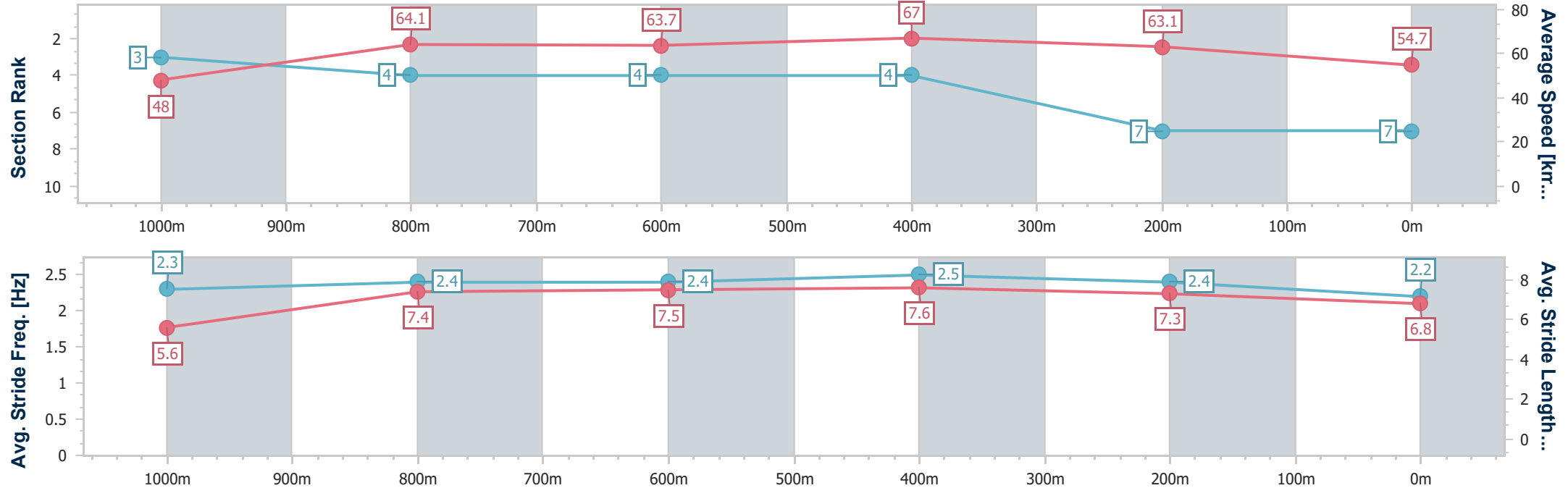
Horse/Jockey Name	Rubunkar
Final Rank	7
Fastest Section Time (Section)	0:07.49 (Overall)
Top Speed [km/h] (Section)	67.8 (600m)
Race State	Finished



Rockhampton QLD Professional  
Race 5: WINDSCREEN AMBULANCE Class 6 Plate - 1100m  
30 June 2024 - 13:25  
Track Rating: Heavy 8, Weather: Overcast, Rail Position: +0.5m



Section	Overall	1000m	800m	600m	400m	200m								
Section Times	1:05.47 [7] (0:07.49)	0:57.98 [3] (0:11.22)	0:46.76 [4] (0:11.42)	0:35.34 [4] (0:10.80)	0:24.54 [4] (0:11.38)	0:13.16 [7] (0:13.16)								
Average Speed [km/h]	48.0	64.1	63.7	67.0	63.1	54.7								
Top Speed [km/h]	62.9	65.4	65.9	67.8	67.2	60.0								
Avg. Dist. to Rail [m]	3.6	0.7	1.6	5.9	8.3	7.7								
Avg. Stride Freq. [Hz]	2.3	2.4	2.4	2.5	2.4	2.2								
Avg. Stride Length [m]	5.6	7.4	7.5	7.6	7.3	6.8								







# Rockhampton QLD Professional

## Race 6: GARRARDS HORSE AND HOUND BENCHMARK 55 Handicap - 1050m

30 June 2024 - 14:05



Track Rating: Soft 7, Weather: Overcast, Rail Position: +0.5m

Section						Overall	1000m	800m	600m	400m	200m	Last 600m				
Field Times						1:00.82 (0:04.36)	0:56.46 (0:11.08)	0:45.38 (0:11.28)	0:34.10 (0:11.01)	0:23.09 (0:11.03)	0:12.06 (0:12.06)	0:34.10				
Rank	TAB	Horse/Jockey	Barrier	Top Speed [km/h]	Fastest Section									Margin	Distance Travelled [m]	
1	3	DRAGON'S SNIP	8	67.5	0:04.66	1:00.82 [1]	0:56.16 [7]	0:45.33 [2]	0:34.01 [2]	0:23.09 [1]	0:12.06 [1]	1:00.82	0:34.01			
		Tahlia Fenlon		1000m	Overall	(0:04.66)	(0:10.83)	(0:11.32)	(0:10.92)	(0:11.03)	(0:12.06)					
2	5	SUPER FAST	5	69.8	0:04.90	1:00.88 [2]	0:55.98 [10]	0:44.39 [10]	0:33.06 [10]	0:22.45 [8]	0:11.56 [7]	0.33L	0:33.06	-3		
		Samantha Collett		600m	Overall	(0:04.90)	(0:11.59)	(0:11.33)	(0:10.61)	(0:10.89)	(0:11.56)					
3	2	PRETTY SLICK	15	67.9	0:04.52	1:01.03 [3]	0:56.51 [5]	0:44.98 [6]	0:33.54 [7]	0:22.64 [7]	0:11.72 [6]	1.18L	0:33.54	+5		
		Ryan Wiggins		600m	Overall	(0:04.52)	(0:11.53)	(0:11.44)	(0:10.90)	(0:10.92)	(0:11.72)					
4	8	SEISME	3	68.5	0:04.38	1:01.05 [4]	0:56.67 [2]	0:45.30 [4]	0:33.87 [4]	0:23.06 [4]	0:12.00 [2]	1.31L	0:33.87	+6		
		Ron Stewart		600m	Overall	(0:04.38)	(0:11.37)	(0:11.43)	(0:10.81)	(0:11.06)	(0:12.00)					
5	1	PARADE GROUND	1	68.2	0:04.62	1:01.25 [5]	0:56.63 [6]	0:45.05 [8]	0:33.85 [6]	0:23.06 [6]	0:11.95 [5]	2.51L	0:33.85	-5		
		Ashley Butler		600m	Overall	(0:04.62)	(0:11.58)	(0:11.20)	(0:10.79)	(0:11.11)	(0:11.95)					
6	11	MISS DAURIAN	2	67.7	0:04.43	1:01.26 [6]	0:56.83 [3]	0:45.39 [5]	0:34.03 [5]	0:23.21 [5]	0:12.16 [3]	2.56L	0:34.03	+2		
		Melea Castle		600m	Overall	(0:04.43)	(0:11.44)	(0:11.36)	(0:10.82)	(0:11.05)	(0:12.16)					
7	6	FIGHT IN THE DOG	12	69.4	0:04.79	1:01.40 [7]	0:56.61 [9]	0:44.93 [9]	0:33.59 [9]	0:22.93 [9]	0:12.01 [8]	3.36L	0:33.59	+5		
		Tasha Chambers		600m	Overall	(0:04.79)	(0:11.68)	(0:11.34)	(0:10.66)	(0:10.92)	(0:12.01)					
8	13	JE SUIS FABULEUX	7	66.3	0:04.36	1:01.67 [8]	0:57.31 [1]	0:46.23 [1]	0:34.95 [1]	0:23.89 [2]	0:12.55 [4]	4.97L	0:34.95	-7		
		Justin Stanley		1000m	Overall	(0:04.36)	(0:11.08)	(0:11.28)	(0:11.06)	(0:11.34)	(0:12.55)					
9	14	SUPER SLICK	4	66.4	0:04.68	1:02.40 [9]	0:57.72 [8]	0:46.26 [7]	0:34.88 [8]	0:23.87 [10]	0:12.44 [10]	9.28L	0:34.88	+2		
		Chris McIver		600m	Overall	(0:04.68)	(0:11.46)	(0:11.38)	(0:11.01)	(0:11.43)	(0:12.44)					
10	15	LAST LAUGH	9	66.8	0:04.45	1:02.71 [10]	0:58.26 [4]	0:47.04 [3]	0:35.70 [3]	0:24.74 [3]	0:13.18 [9]	11.09L	0:35.70	+7		
		Karl Zechner		1000m	Overall	(0:04.45)	(0:11.22)	(0:11.34)	(0:10.96)	(0:11.56)	(0:13.18)					

Scratched: Flaming Homer (#7), Colhoun (#10), Another Dimension (#12), Targeted (#4), Ablett (#9)

Report Created: Sun 30 June 2024 14:24 GMT+10 (Note: Timing is based on position data)

Page 1/11

[ ] Ranking at each section and finish  
-:-:- No data available at this section  
NA No data available

SCN Saddle cloth number  
DNF Did not finish  
DNT Did not track

data processed by TRIPLESDATA



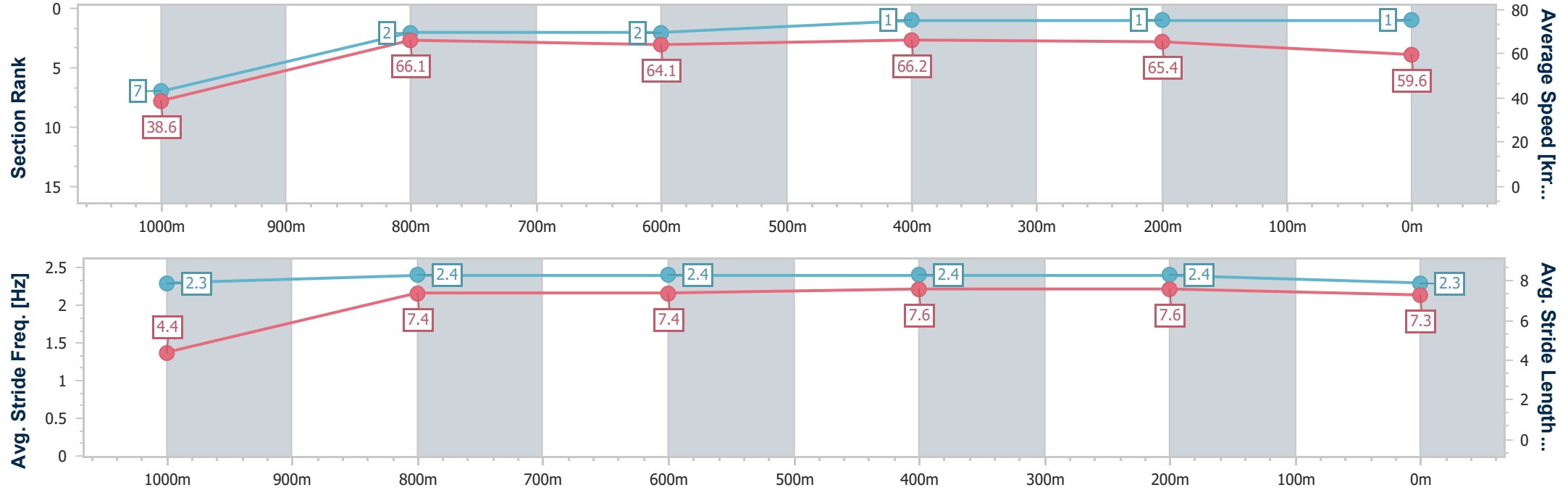
Horse/Jockey Name	Dragon's Snip
Final Rank	1
Fastest Section Time (Section)	0:04.66 (Overall)
Top Speed [km/h] (Section)	67.5 (1000m)
Race State	Finished



Rockhampton QLD Professional  
Race 6: GARRARDS HORSE AND HOUND BENCHMARK 55  
Handicap - 1050m  
30 June 2024 - 14:05  
Track Rating: Soft 7, Weather: Overcast, Rail Position: +0.5m



Section	Overall	1000m	800m	600m	400m	200m								
Section Times	1:00.82 [1] (0:04.66)	0:56.16 [7] (0:10.83)	0:45.33 [2] (0:11.32)	0:34.01 [2] (0:10.92)	0:23.09 [1] (0:11.03)	0:12.06 [1] (0:12.06)								
Average Speed [km/h]	38.6	66.1	64.1	66.2	65.4	59.6								
Top Speed [km/h]	60.9	67.5	65.5	67.3	67.1	63.4								
Avg. Dist. to Rail [m]	8.7	2.8	1.9	5.9	6.2	5.3								
Avg. Stride Freq. [Hz]	2.3	2.4	2.4	2.4	2.4	2.3								
Avg. Stride Length [m]	4.4	7.4	7.4	7.6	7.6	7.3								





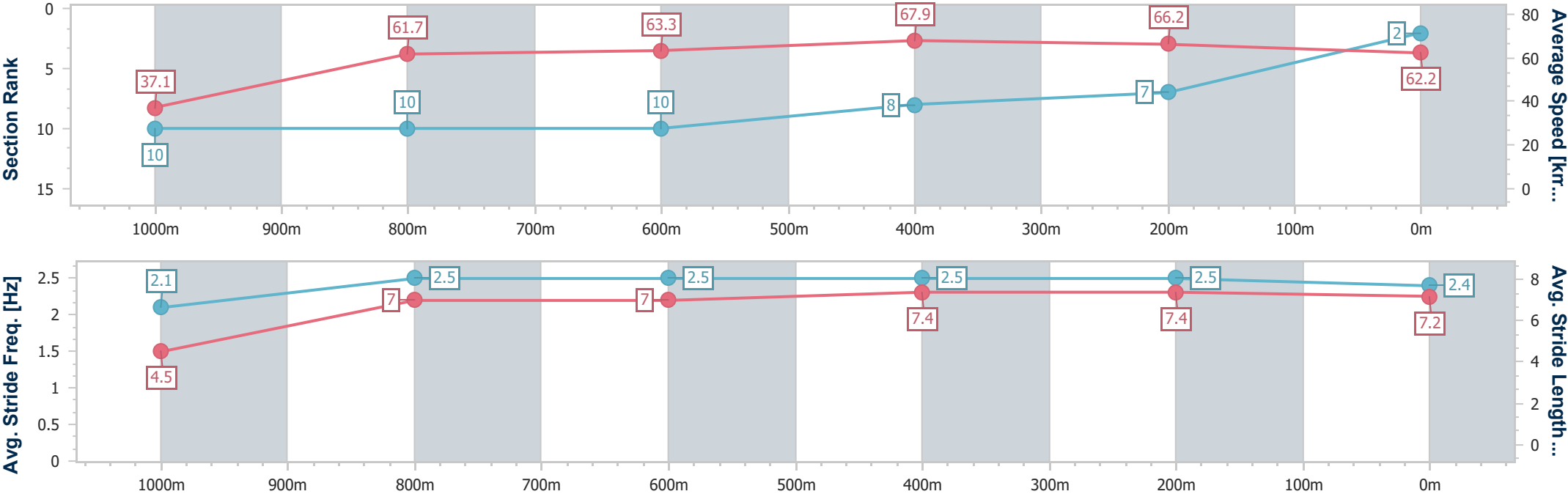
Horse/Jockey Name	Super Fast
Final Rank	2
Fastest Section Time (Section)	0:04.90 (Overall)
Top Speed [km/h] (Section)	69.8 (600m)
Race State	Finished



Rockhampton QLD Professional  
Race 6: GARRARDS HORSE AND HOUND BENCHMARK 55  
Handicap - 1050m  
30 June 2024 - 14:05  
Track Rating: Soft 7, Weather: Overcast, Rail Position: +0.5m



Section	Overall	1000m	800m	600m	400m	200m								
Section Times	1:00.88 [2] (0:04.90)	0:55.98 [10] (0:11.59)	0:44.39 [10] (0:11.33)	0:33.06 [10] (0:10.61)	0:22.45 [8] (0:10.89)	0:11.56 [7] (0:11.56)								
Average Speed [km/h]	37.1	61.7	63.3	67.9	66.2	62.2								
Top Speed [km/h]	54.1	63.4	64.1	69.8	68.1	66.9								
Avg. Dist. to Rail [m]	7.9	1.4	0.7	0.5	1.2	2.9								
Avg. Stride Freq. [Hz]	2.1	2.5	2.5	2.5	2.5	2.4								
Avg. Stride Length [m]	4.5	7.0	7.0	7.4	7.4	7.2								





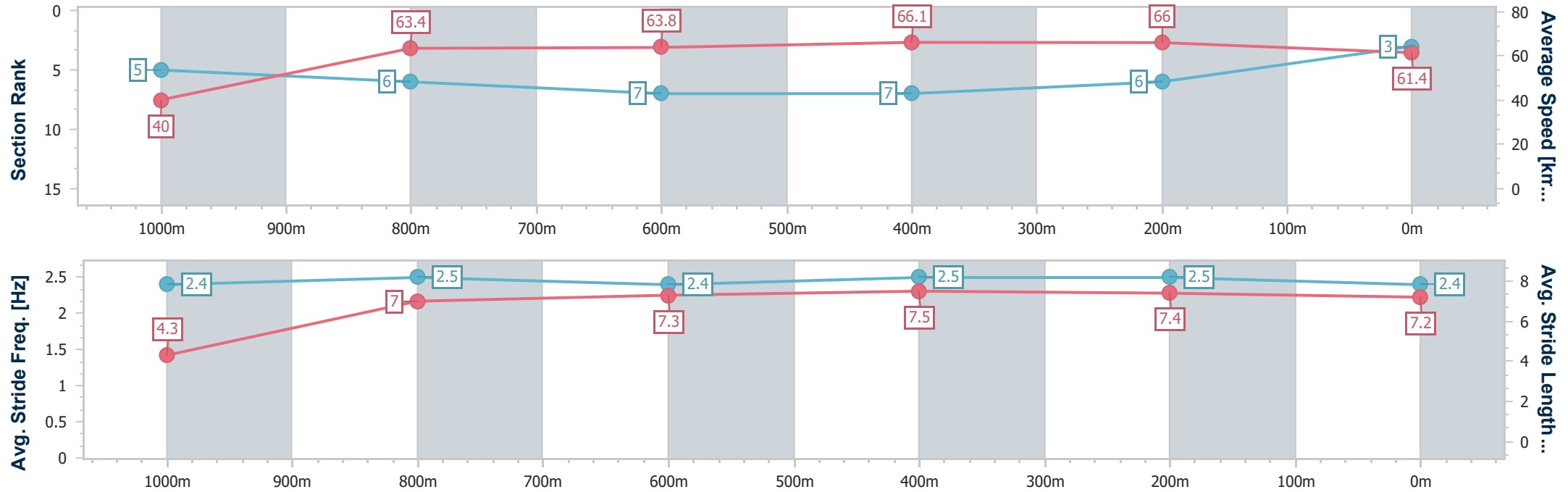
Horse/Jockey Name	Pretty Slick
Final Rank	3
Fastest Section Time (Section)	0:04.52 (Overall)
Top Speed [km/h] (Section)	67.9 (600m)
Race State	Finished



Rockhampton QLD Professional  
Race 6: GARRARDS HORSE AND HOUND BENCHMARK 55  
Handicap - 1050m  
30 June 2024 - 14:05  
Track Rating: Soft 7, Weather: Overcast, Rail Position: +0.5m



Section	Overall	1000m	800m	600m	400m	200m								
Section Times	1:01.03 [3] (0:04.52)	0:56.51 [5] (0:11.53)	0:44.98 [6] (0:11.44)	0:33.54 [7] (0:10.90)	0:22.64 [7] (0:10.92)	0:11.72 [6] (0:11.72)								
Average Speed [km/h]	40.0	63.4	63.8	66.1	66.0	61.4								
Top Speed [km/h]	57.5	65.1	66.0	67.9	67.6	65.0								
Avg. Dist. to Rail [m]	12.9	4.4	1.7	3.2	2.4	4.9								
Avg. Stride Freq. [Hz]	2.4	2.5	2.4	2.5	2.5	2.4								
Avg. Stride Length [m]	4.3	7.0	7.3	7.5	7.4	7.2								





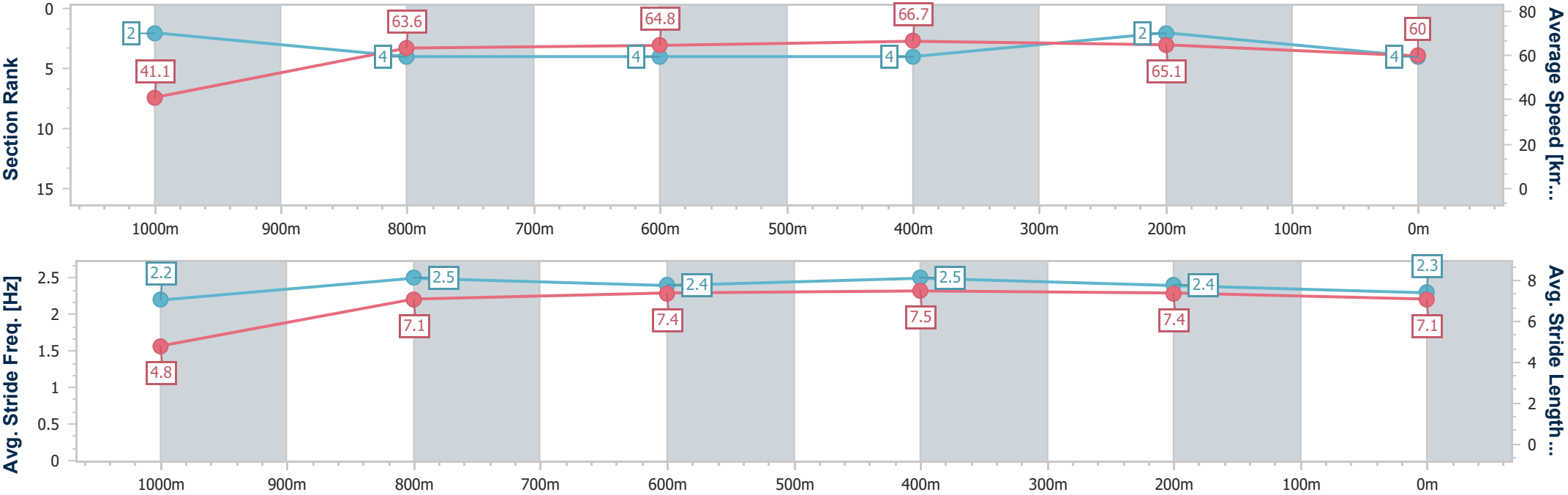
Horse/Jockey Name	Seisme
Final Rank	4
Fastest Section Time (Section)	0:04.38 (Overall)
Top Speed [km/h] (Section)	68.5 (600m)
Race State	Finished



Rockhampton QLD Professional  
Race 6: GARRARDS HORSE AND HOUND BENCHMARK 55  
Handicap - 1050m  
30 June 2024 - 14:05  
Track Rating: Soft 7, Weather: Overcast, Rail Position: +0.5m



Section	Overall	1000m	800m	600m	400m	200m							
Section Times	1:01.05 [4] (0:04.38)	0:56.67 [2] (0:11.37)	0:45.30 [4] (0:11.43)	0:33.87 [4] (0:10.81)	0:23.06 [4] (0:11.06)	0:12.00 [2] (0:12.00)							
Average Speed [km/h]	41.1	63.6	64.8	66.7	65.1	60.0							
Top Speed [km/h]	55.3	65.1	65.3	68.5	67.1	63.1							
Avg. Dist. to Rail [m]	7.1	1.8	3.6	4.6	5.1	4.9							
Avg. Stride Freq. [Hz]	2.2	2.5	2.4	2.5	2.4	2.3							
Avg. Stride Length [m]	4.8	7.1	7.4	7.5	7.4	7.1							





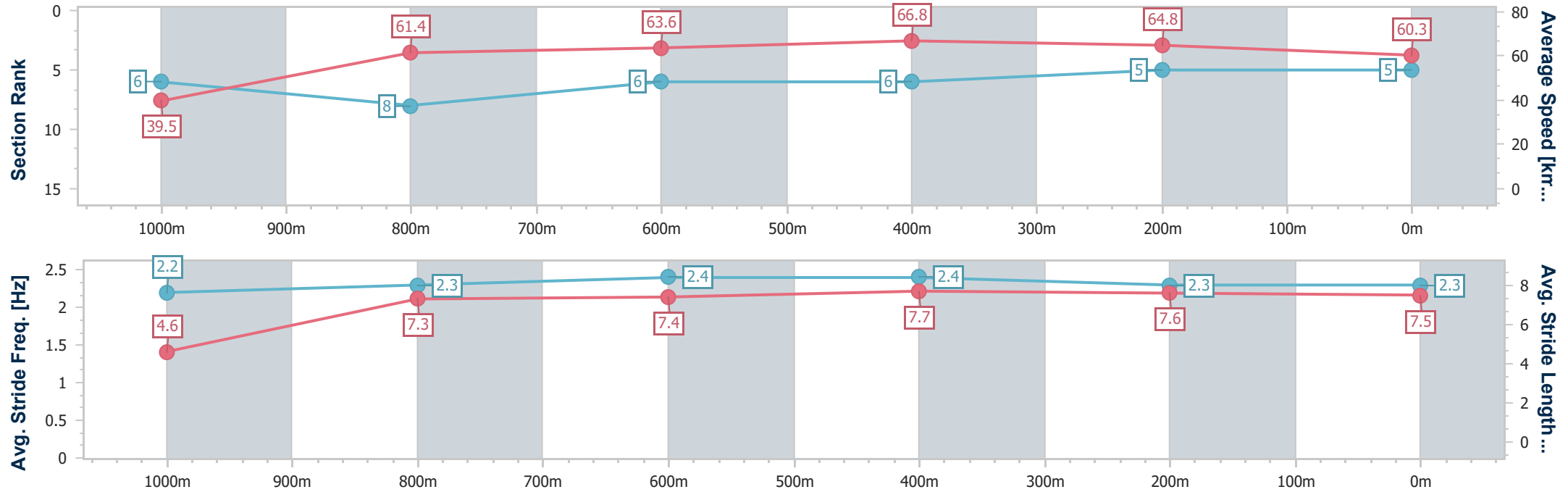
Horse/Jockey Name	Parade Ground
Final Rank	5
Fastest Section Time (Section)	0:04.62 (Overall)
Top Speed [km/h] (Section)	68.2 (600m)
Race State	Finished



Rockhampton QLD Professional  
Race 6: GARRARDS HORSE AND HOUND BENCHMARK 55  
Handicap - 1050m  
30 June 2024 - 14:05  
Track Rating: Soft 7, Weather: Overcast, Rail Position: +0.5m



Section	Overall	1000m	800m	600m	400m	200m								
Section Times	1:01.25 [5] (0:04.62)	0:56.63 [6] (0:11.58)	0:45.05 [8] (0:11.20)	0:33.85 [6] (0:10.79)	0:23.06 [6] (0:11.11)	0:11.95 [5] (0:11.95)								
Average Speed [km/h]	39.5	61.4	63.6	66.8	64.8	60.3								
Top Speed [km/h]	54.2	64.8	65.4	68.2	66.4	62.1								
Avg. Dist. to Rail [m]	4.2	1.7	1.2	0.9	0.9	2.4								
Avg. Stride Freq. [Hz]	2.2	2.3	2.4	2.4	2.3	2.3								
Avg. Stride Length [m]	4.6	7.3	7.4	7.7	7.6	7.5								





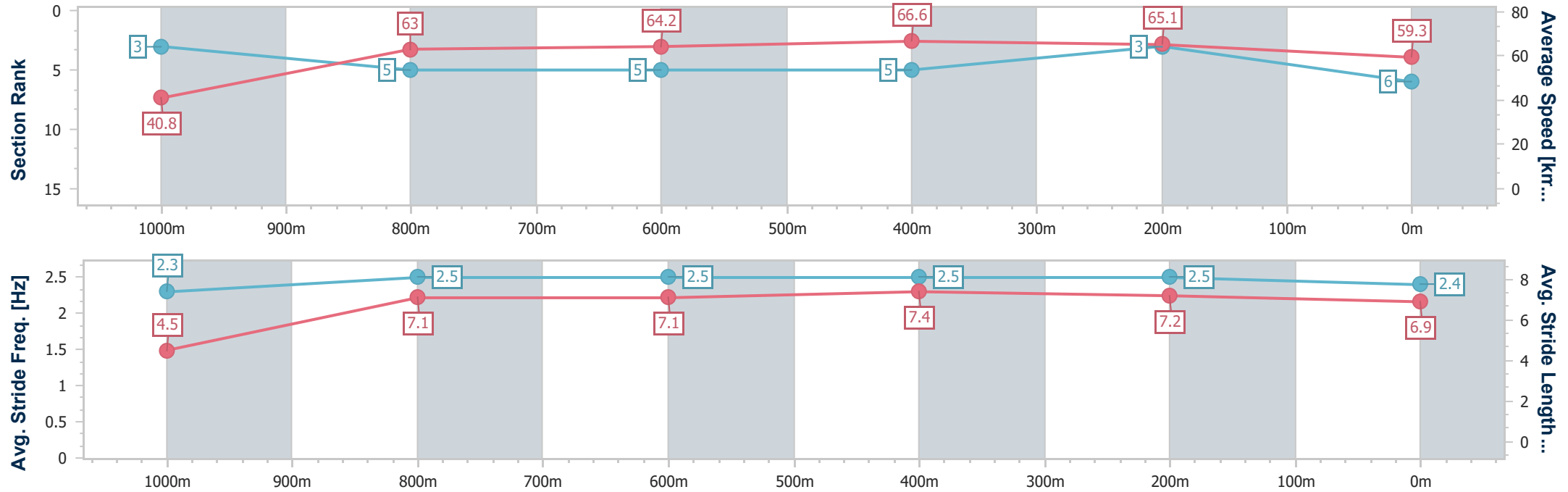
Horse/Jockey Name	Miss Daurian
Final Rank	6
Fastest Section Time (Section)	0:04.43 (Overall)
Top Speed [km/h] (Section)	67.7 (600m)
Race State	Finished



Rockhampton QLD Professional  
Race 6: GARRARDS HORSE AND HOUND BENCHMARK 55  
Handicap - 1050m  
30 June 2024 - 14:05  
Track Rating: Soft 7, Weather: Overcast, Rail Position: +0.5m



Section	Overall	1000m	800m	600m	400m	200m								
Section Times	1:01.26 [6] (0:04.43)	0:56.83 [3] (0:11.44)	0:45.39 [5] (0:11.36)	0:34.03 [5] (0:10.82)	0:23.21 [5] (0:11.05)	0:12.16 [3] (0:12.16)								
Average Speed [km/h]	40.8	63.0	64.2	66.6	65.1	59.3								
Top Speed [km/h]	54.8	64.7	66.0	67.7	66.3	63.9								
Avg. Dist. to Rail [m]	7.0	1.2	1.6	1.7	2.6	2.3								
Avg. Stride Freq. [Hz]	2.3	2.5	2.5	2.5	2.5	2.4								
Avg. Stride Length [m]	4.5	7.1	7.1	7.4	7.2	6.9								





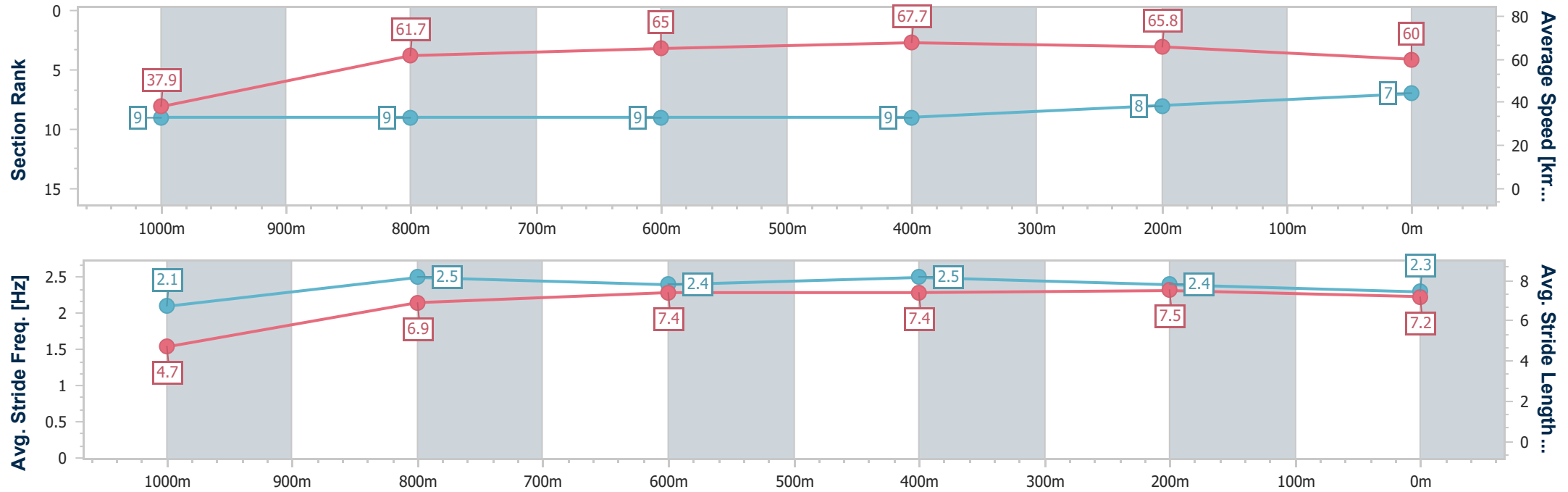
Horse/Jockey Name	Fight In The Dog
Final Rank	7
Fastest Section Time (Section)	0:04.79 (Overall)
Top Speed [km/h] (Section)	69.4 (600m)
Race State	Finished



Rockhampton QLD Professional  
Race 6: GARRARDS HORSE AND HOUND BENCHMARK 55  
Handicap - 1050m  
30 June 2024 - 14:05  
Track Rating: Soft 7, Weather: Overcast, Rail Position: +0.5m



Section	Overall	1000m	800m	600m	400m	200m								
Section Times	1:01.40 [7] (0:04.79)	0:56.61 [9] (0:11.68)	0:44.93 [9] (0:11.34)	0:33.59 [9] (0:10.66)	0:22.93 [9] (0:10.92)	0:12.01 [8] (0:12.01)								
Average Speed [km/h]	37.9	61.7	65.0	67.7	65.8	60.0								
Top Speed [km/h]	53.5	66.3	66.6	69.4	69.2	63.1								
Avg. Dist. to Rail [m]	11.8	2.7	2.7	5.0	6.2	7.4								
Avg. Stride Freq. [Hz]	2.1	2.5	2.4	2.5	2.4	2.3								
Avg. Stride Length [m]	4.7	6.9	7.4	7.4	7.5	7.2								







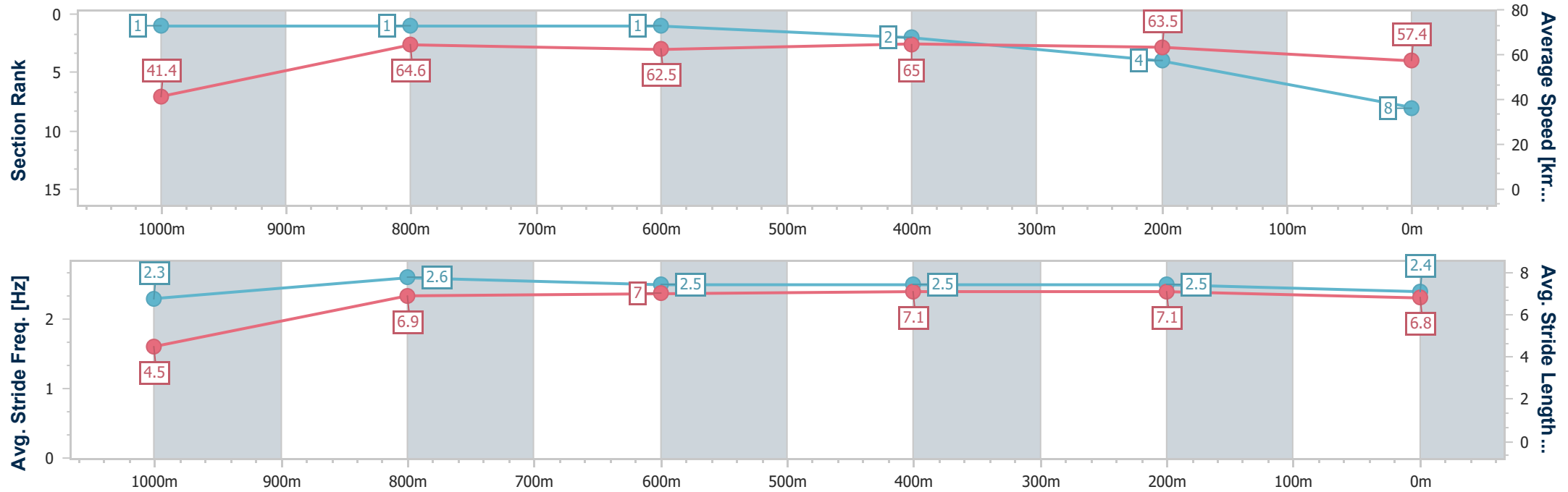
Horse/Jockey Name	Je Suis Fabuleux
Final Rank	8
Fastest Section Time (Section)	0:04.36 (Overall)
Top Speed [km/h] (Section)	66.3 (1000m)
Race State	Finished



Rockhampton QLD Professional  
Race 6: GARRARDS HORSE AND HOUND BENCHMARK 55  
Handicap - 1050m  
30 June 2024 - 14:05  
Track Rating: Soft 7, Weather: Overcast, Rail Position: +0.5m



Section	Overall	1000m	800m	600m	400m	200m								
Section Times	1:01.67 [8] (0:04.36)	0:57.31 [1] (0:11.08)	0:46.23 [1] (0:11.28)	0:34.95 [1] (0:11.06)	0:23.89 [2] (0:11.34)	0:12.55 [4] (0:12.55)								
Average Speed [km/h]	41.4	64.6	62.5	65.0	63.5	57.4								
Top Speed [km/h]	58.9	66.3	63.2	65.5	65.6	61.8								
Avg. Dist. to Rail [m]	8.6	2.5	2.5	1.2	0.3	0.3								
Avg. Stride Freq. [Hz]	2.3	2.6	2.5	2.5	2.5	2.4								
Avg. Stride Length [m]	4.5	6.9	7.0	7.1	7.1	6.8								





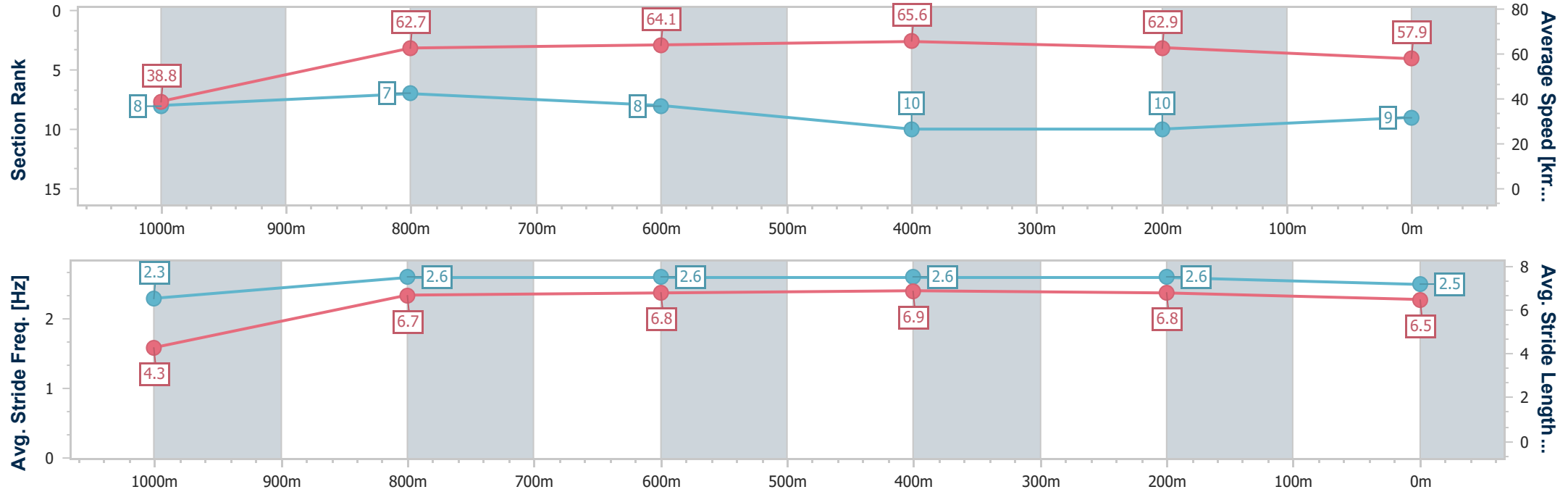
Horse/Jockey Name	Super Slick
Final Rank	9
Fastest Section Time (Section)	0:04.68 (Overall)
Top Speed [km/h] (Section)	66.4 (600m)
Race State	Finished



Rockhampton QLD Professional  
Race 6: GARRARDS HORSE AND HOUND BENCHMARK 55  
Handicap - 1050m  
30 June 2024 - 14:05  
Track Rating: Soft 7, Weather: Overcast, Rail Position: +0.5m



Section	Overall	1000m	800m	600m	400m	200m								
Section Times	1:02.40 [9] (0:04.68)	0:57.72 [8] (0:11.46)	0:46.26 [7] (0:11.38)	0:34.88 [8] (0:11.01)	0:23.87 [10] (0:11.43)	0:12.44 [10] (0:12.44)								
Average Speed [km/h]	38.8	62.7	64.1	65.6	62.9	57.9								
Top Speed [km/h]	54.9	64.5	64.9	66.4	65.8	60.5								
Avg. Dist. to Rail [m]	7.4	1.5	1.8	4.1	6.4	6.3								
Avg. Stride Freq. [Hz]	2.3	2.6	2.6	2.6	2.6	2.5								
Avg. Stride Length [m]	4.3	6.7	6.8	6.9	6.8	6.5								





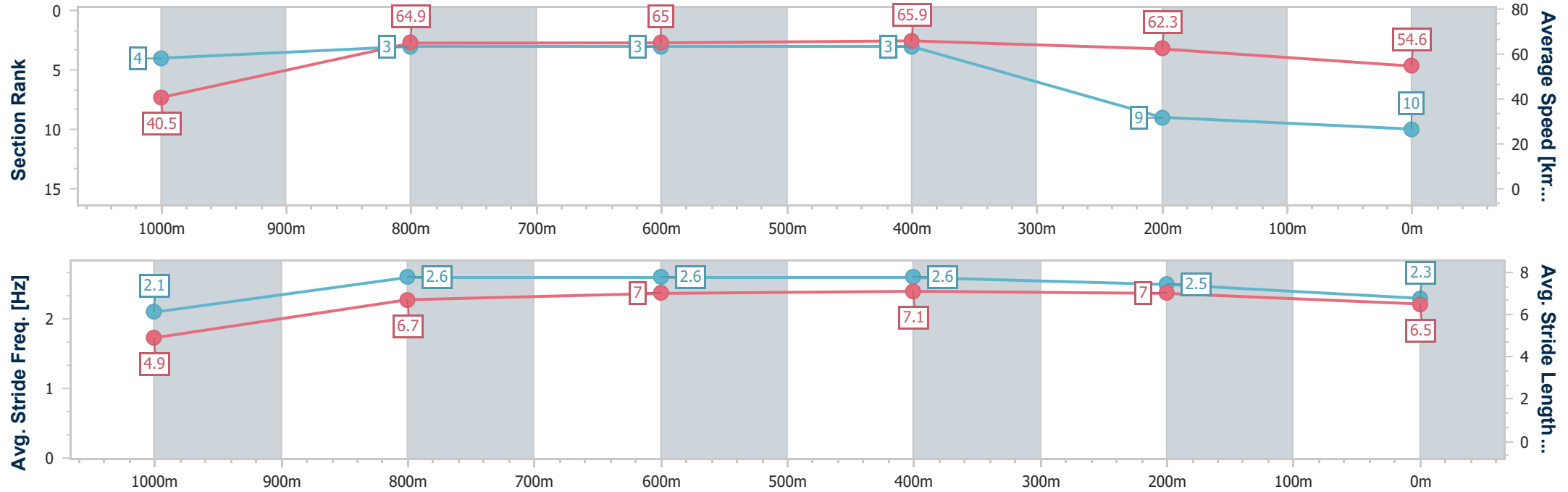
Horse/Jockey Name	Last Laugh
Final Rank	10
Fastest Section Time (Section)	0:04.45 (Overall)
Top Speed [km/h] (Section)	66.8 (1000m)
Race State	Finished



Rockhampton QLD Professional  
Race 6: GARRARDS HORSE AND HOUND BENCHMARK 55  
Handicap - 1050m  
30 June 2024 - 14:05  
Track Rating: Soft 7, Weather: Overcast, Rail Position: +0.5m



Section	Overall	1000m	800m	600m	400m	200m							
Section Times	1:02.71 [10] (0:04.45)	0:58.26 [4] (0:11.22)	0:47.04 [3] (0:11.34)	0:35.70 [3] (0:10.96)	0:24.74 [3] (0:11.56)	0:13.18 [9] (0:13.18)							
Average Speed [km/h]	40.5	64.9	65.0	65.9	62.3	54.6							
Top Speed [km/h]	57.3	66.8	65.8	66.5	65.6	59.7							
Avg. Dist. to Rail [m]	11.1	3.6	2.7	4.6	6.9	7.4							
Avg. Stride Freq. [Hz]	2.1	2.6	2.6	2.6	2.5	2.3							
Avg. Stride Length [m]	4.9	6.7	7.0	7.1	7.0	6.5							





# Rockhampton QLD Professional

## Race 7: TAB TATTERSALLS SPRINT OPEN Handicap - 1200m

30 June 2024 - 14:40



Track Rating: Soft 7, Weather: Overcast, Rail Position: +0.5m

Section						Overall	1000m	800m	600m	400m	200m	Last 600m		
Field Times						1:10.11 (0:13.06)	0:57.05 (0:11.26)	0:45.79 (0:11.61)	0:34.18 (0:11.14)	0:23.04 (0:11.10)	0:11.94 (0:11.94)	0:34.18		
Rank	TAB	Horse/Jockey	Barrier	Top Speed [km/h]	Fastest Section							Margin	Distance Travelled [m]	
1	8	LETMELETGO	4	68.5	0:10.86	1:10.11 [1]	0:56.68 [4]	0:45.23 [4]	0:33.72 [4]	0:22.80 [3]	0:11.94 [1]	1:10.11	0:33.72	
		Sean Cormack		600m	400m	(0:13.43)	(0:11.45)	(0:11.51)	(0:10.92)	(0:10.86)	(0:11.94)			
2	7	FASTCONI	9	68.5	0:10.71	1:10.18 [2]	0:56.30 [7]	0:44.79 [7]	0:33.36 [7]	0:22.65 [7]	0:11.77 [4]	0.4L	0:33.36	+1
		Samantha Collett		600m	600m	(0:13.88)	(0:11.51)	(0:11.43)	(0:10.71)	(0:10.88)	(0:11.77)			
3	3	HONKYTONK DIVA	8	67.6	0:10.86	1:10.24 [3]	0:56.54 [6]	0:45.03 [6]	0:33.60 [6]	0:22.74 [5]	0:11.79 [6]	0.77L	0:33.60	-2
		Justin Stanley		600m	600m	(0:13.70)	(0:11.51)	(0:11.43)	(0:10.86)	(0:10.95)	(0:11.79)			
4	5	MOMACK	3	66.6	0:11.14	1:10.25 [4]	0:57.19 [1]	0:45.93 [1]	0:34.32 [1]	0:23.18 [1]	0:11.97 [3]	0.83L	0:34.32	-7
		Melea Castle		600m	600m	(0:13.06)	(0:11.26)	(0:11.61)	(0:11.14)	(0:11.21)	(0:11.97)			
5	1	STAMPE	5	66.3	0:11.09	1:10.26 [5]	0:57.05 [3]	0:45.61 [3]	0:34.03 [3]	0:22.94 [4]	0:11.83 [5]	0.88L	0:34.03	-3
		Ashley Butler		600m	600m	(0:13.21)	(0:11.44)	(0:11.58)	(0:11.09)	(0:11.11)	(0:11.83)			
6	6	EXETER	10	68.1	0:11.03	1:10.26 [6]	0:57.18 [2]	0:45.90 [2]	0:34.17 [2]	0:23.14 [2]	0:12.08 [2]	0.9L	0:34.17	+1
		Warwick Satherley		400m	600m	(0:13.08)	(0:11.28)	(0:11.73)	(0:11.03)	(0:11.06)	(0:12.08)			
7	4	KNIGHT'S SWORD	2	67.1	0:10.99	1:10.44 [7]	0:56.91 [5]	0:45.45 [5]	0:33.92 [5]	0:22.93 [6]	0:11.85 [7]	1.97L	0:33.92	-1
		Ryan Wiggins		600m	600m	(0:13.53)	(0:11.46)	(0:11.53)	(0:10.99)	(0:11.08)	(0:11.85)			

Scratched: Just Super (#9), Jungle Beat (#10), Constant Flight (#2)



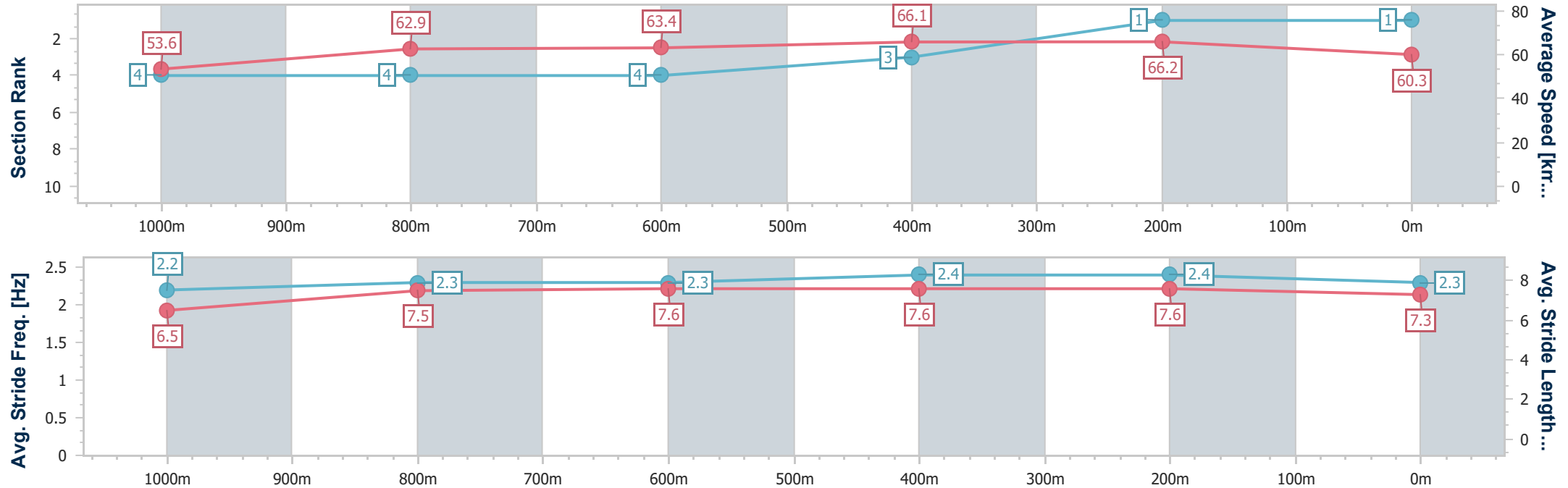
Horse/Jockey Name	Letmeletgo
Final Rank	1
Fastest Section Time (Section)	0:10.86 (400m)
Top Speed [km/h] (Section)	68.5 (600m)
Race State	Finished



Rockhampton QLD Professional  
Race 7: TAB TATTERSALLS SPRINT OPEN Handicap - 1200m  
30 June 2024 - 14:40  
Track Rating: Soft 7, Weather: Overcast, Rail Position: +0.5m



Section	Overall	1000m	800m	600m	400m	200m							
Section Times	1:10.11 [1] (0:13.43)	0:56.68 [4] (0:11.45)	0:45.23 [4] (0:11.51)	0:33.72 [4] (0:10.92)	0:22.80 [3] (0:10.86)	0:11.94 [1] (0:11.94)							
Average Speed [km/h]	53.6	62.9	63.4	66.1	66.2	60.3							
Top Speed [km/h]	63.0	63.8	64.3	68.5	68.3	63.3							
Avg. Dist. to Rail [m]	1.5	0.3	1.7	3.5	4.8	6.4							
Avg. Stride Freq. [Hz]	2.2	2.3	2.3	2.4	2.4	2.3							
Avg. Stride Length [m]	6.5	7.5	7.6	7.6	7.6	7.3							





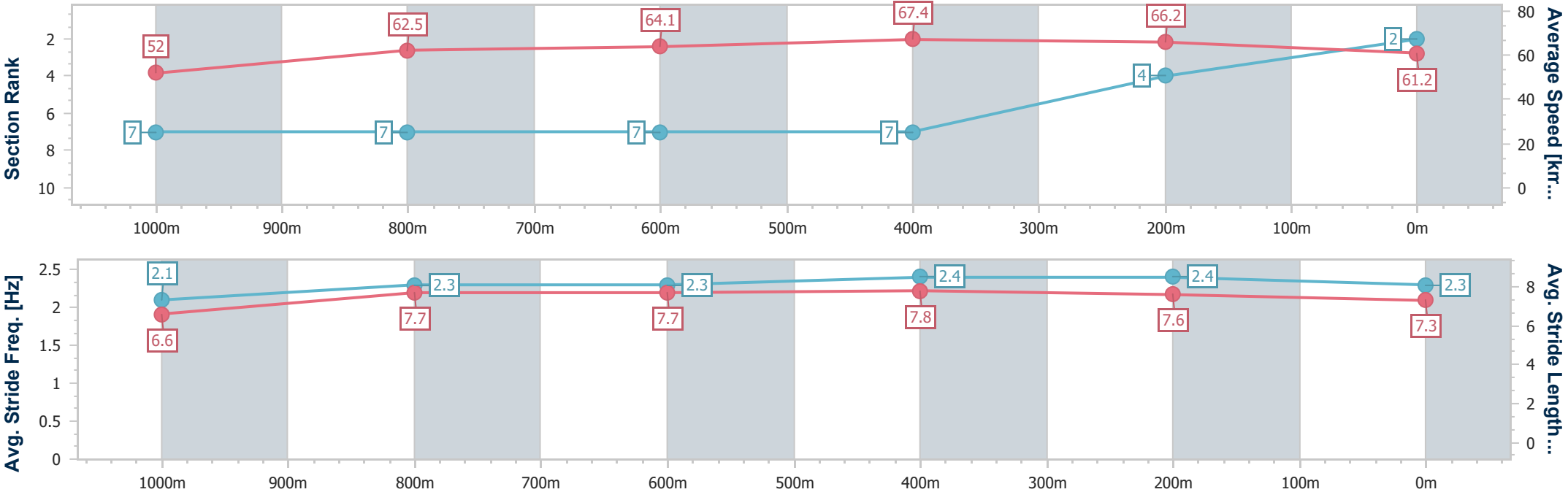
Horse/Jockey Name	Fastconi
Final Rank	2
Fastest Section Time (Section)	0:10.71 (600m)
Top Speed [km/h] (Section)	68.5 (600m)
Race State	Finished



Rockhampton QLD Professional  
Race 7: TAB TATTERSALLS SPRINT OPEN Handicap - 1200m  
30 June 2024 - 14:40  
Track Rating: Soft 7, Weather: Overcast, Rail Position: +0.5m



Section	Overall	1000m	800m	600m	400m	200m								
Section Times	1:10.18 [2] (0:13.88)	0:56.30 [7] (0:11.51)	0:44.79 [7] (0:11.43)	0:33.36 [7] (0:10.71)	0:22.65 [7] (0:10.88)	0:11.77 [4]								
Average Speed [km/h]	52.0	62.5	64.1	67.4	66.2	61.2								
Top Speed [km/h]	62.6	63.7	64.9	68.5	67.7	64.5								
Avg. Dist. to Rail [m]	2.8	0.2	2.0	3.6	5.4	7.6								
Avg. Stride Freq. [Hz]	2.1	2.3	2.3	2.4	2.4	2.3								
Avg. Stride Length [m]	6.6	7.7	7.7	7.8	7.6	7.3								





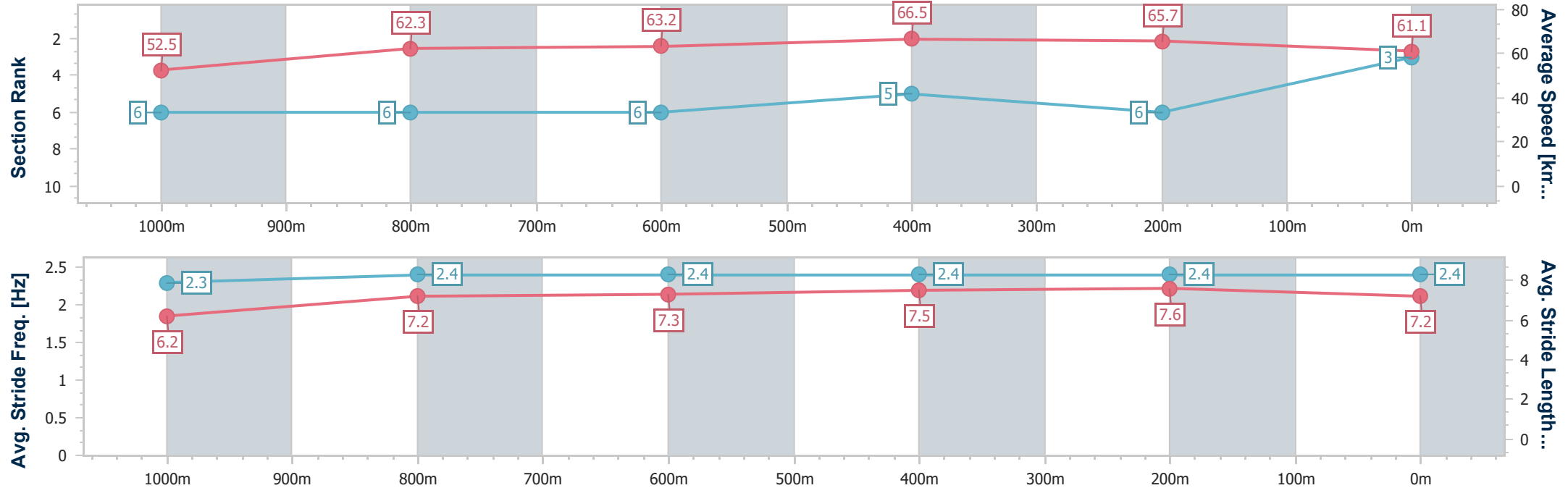
Horse/Jockey Name	Honkytonk Diva
Final Rank	3
Fastest Section Time (Section)	0:10.86 (600m)
Top Speed [km/h] (Section)	67.6 (600m)
Race State	Finished



Rockhampton QLD Professional  
Race 7: TAB TATTERSALLS SPRINT OPEN Handicap - 1200m  
30 June 2024 - 14:40  
Track Rating: Soft 7, Weather: Overcast, Rail Position: +0.5m



Section	Overall	1000m	800m	600m	400m	200m							
Section Times	1:10.24 [3] (0:13.70)	0:56.54 [6] (0:11.51)	0:45.03 [6] (0:11.43)	0:33.60 [6] (0:10.86)	0:22.74 [5] (0:10.95)	0:11.79 [6] (0:11.79)							
Average Speed [km/h]	52.5	62.3	63.2	66.5	65.7	61.1							
Top Speed [km/h]	62.7	63.9	64.4	67.6	67.3	64.0							
Avg. Dist. to Rail [m]	2.1	0.3	0.6	3.2	5.6	8.6							
Avg. Stride Freq. [Hz]	2.3	2.4	2.4	2.4	2.4	2.4							
Avg. Stride Length [m]	6.2	7.2	7.3	7.5	7.6	7.2							





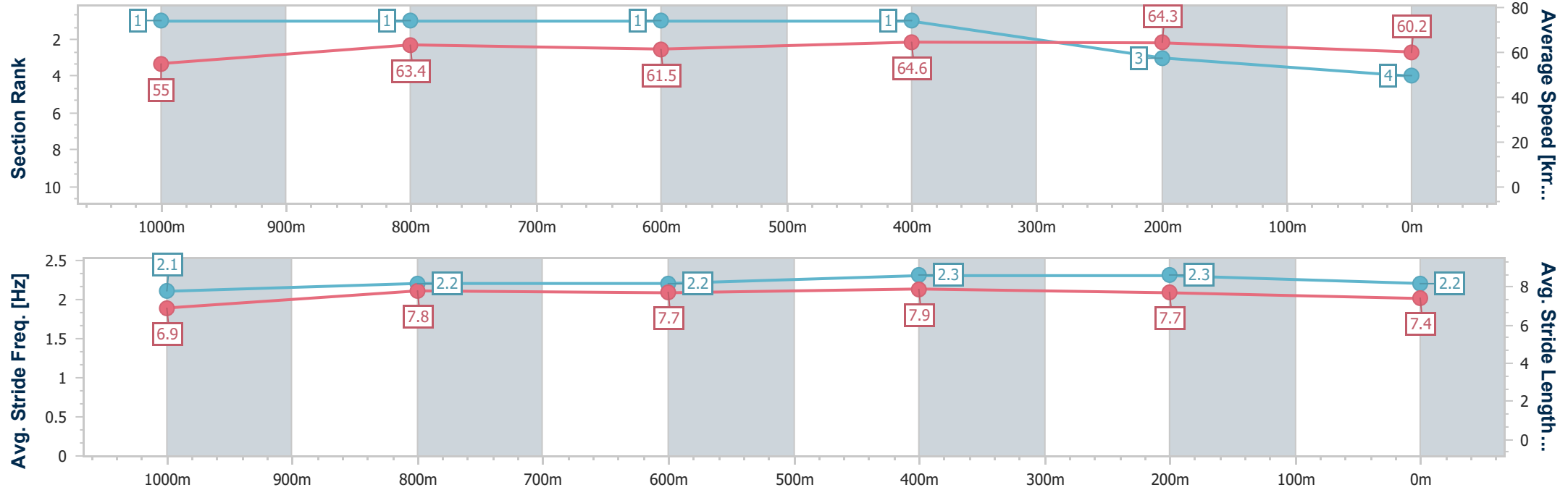
Horse/Jockey Name	Momack
Final Rank	4
Fastest Section Time (Section)	0:11.14 (600m)
Top Speed [km/h] (Section)	66.6 (600m)
Race State	Finished



Rockhampton QLD Professional  
Race 7: TAB TATTERSALLS SPRINT OPEN Handicap - 1200m  
30 June 2024 - 14:40  
Track Rating: Soft 7, Weather: Overcast, Rail Position: +0.5m



Section	Overall	1000m	800m	600m	400m	200m								
Section Times	1:10.25 [4] (0:13.06)	0:57.19 [1] (0:11.26)	0:45.93 [1] (0:11.61)	0:34.32 [1] (0:11.14)	0:23.18 [1] (0:11.21)	0:11.97 [3] (0:11.97)								
Average Speed [km/h]	55.0	63.4	61.5	64.6	64.3	60.2								
Top Speed [km/h]	65.0	65.5	62.5	66.6	66.2	62.9								
Avg. Dist. to Rail [m]	1.0	1.6	1.0	0.4	1.5	1.8								
Avg. Stride Freq. [Hz]	2.1	2.2	2.2	2.3	2.3	2.2								
Avg. Stride Length [m]	6.9	7.8	7.7	7.9	7.7	7.4								







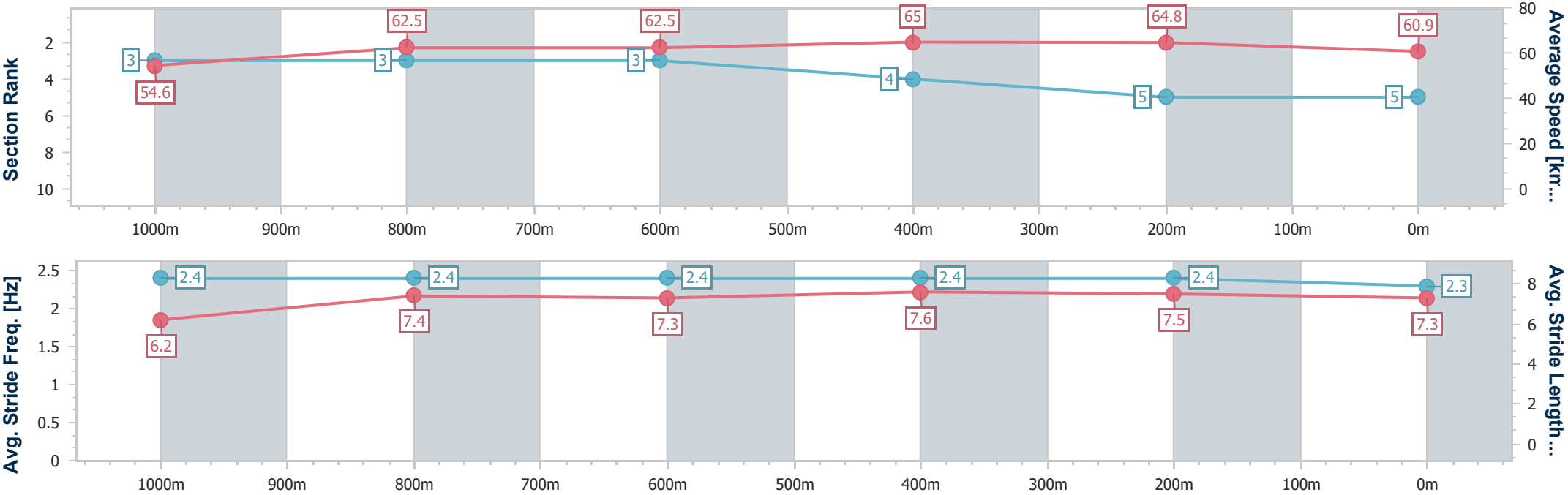
Horse/Jockey Name	Stampe
Final Rank	5
Fastest Section Time (Section)	0:11.09 (600m)
Top Speed [km/h] (Section)	66.3 (600m)
Race State	Finished



Rockhampton QLD Professional  
Race 7: TAB TATTERSALLS SPRINT OPEN Handicap - 1200m  
30 June 2024 - 14:40  
Track Rating: Soft 7, Weather: Overcast, Rail Position: +0.5m



Section	Overall	1000m	800m	600m	400m	200m								
Section Times	1:10.26 [5] (0:13.21)	0:57.05 [3] (0:11.44)	0:45.61 [3] (0:11.58)	0:34.03 [3] (0:11.09)	0:22.94 [4] (0:11.11)	0:11.83 [5] (0:11.83)								
Average Speed [km/h]	54.6	62.5	62.5	65.0	64.8	60.9								
Top Speed [km/h]	64.6	64.6	64.1	66.3	66.3	63.4								
Avg. Dist. to Rail [m]	1.2	0.8	0.7	1.7	2.7	4.6								
Avg. Stride Freq. [Hz]	2.4	2.4	2.4	2.4	2.4	2.3								
Avg. Stride Length [m]	6.2	7.4	7.3	7.6	7.5	7.3								





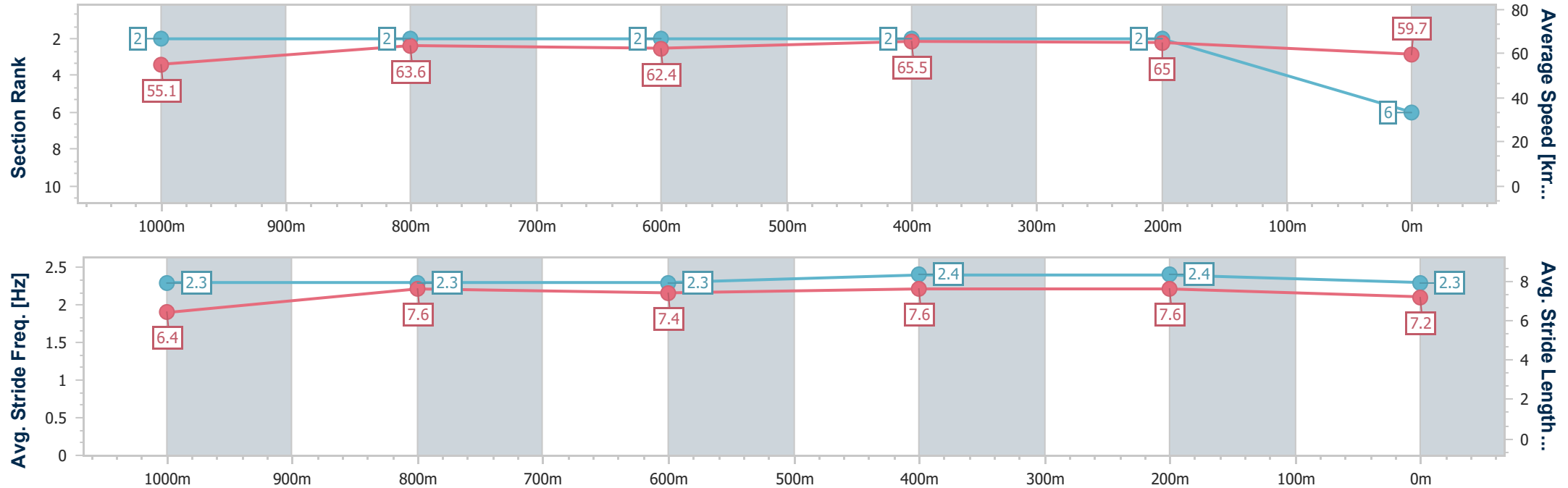
Horse/Jockey Name	Exeter
Final Rank	6
Fastest Section Time (Section)	0:11.03 (600m)
Top Speed [km/h] (Section)	68.1 (400m)
Race State	Finished



Rockhampton QLD Professional  
Race 7: TAB TATTERSALLS SPRINT OPEN Handicap - 1200m  
30 June 2024 - 14:40  
Track Rating: Soft 7, Weather: Overcast, Rail Position: +0.5m



Section	Overall	1000m	800m	600m	400m	200m							
Section Times	1:10.26 [6] (0:13.08)	0:57.18 [2] (0:11.28)	0:45.90 [2] (0:11.73)	0:34.17 [2] (0:11.03)	0:23.14 [2] (0:11.06)	0:12.08 [2] (0:12.08)							
Average Speed [km/h]	55.1	63.6	62.4	65.5	65.0	59.7							
Top Speed [km/h]	64.4	64.6	63.2	67.3	68.1	62.2							
Avg. Dist. to Rail [m]	3.6	0.4	2.0	3.3	3.3	3.4							
Avg. Stride Freq. [Hz]	2.3	2.3	2.3	2.4	2.4	2.3							
Avg. Stride Length [m]	6.4	7.6	7.4	7.6	7.6	7.2							





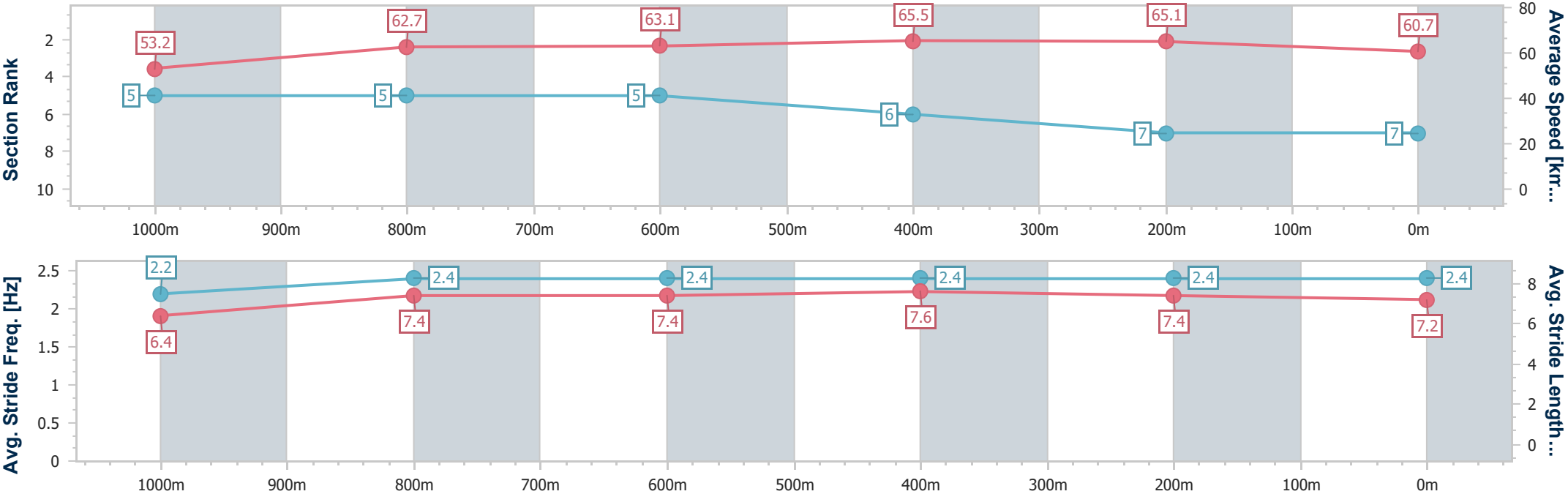
Horse/Jockey Name	Knight's Sword
Final Rank	7
Fastest Section Time (Section)	0:10.99 (600m)
Top Speed [km/h] (Section)	67.1 (600m)
Race State	Finished



Rockhampton QLD Professional  
Race 7: TAB TATTERSALLS SPRINT OPEN Handicap - 1200m  
30 June 2024 - 14:40  
Track Rating: Soft 7, Weather: Overcast, Rail Position: +0.5m



Section	Overall	1000m	800m	600m	400m	200m								
Section Times	1:10.44 [7] (0:13.53)	0:56.91 [5] (0:11.46)	0:45.45 [5] (0:11.53)	0:33.92 [5] (0:10.99)	0:22.93 [6] (0:11.08)	0:11.85 [7] (0:11.85)								
Average Speed [km/h]	53.2	62.7	63.1	65.5	65.1	60.7								
Top Speed [km/h]	63.7	64.3	64.0	67.1	67.0	63.4								
Avg. Dist. to Rail [m]	0.6	0.5	1.2	2.6	3.6	5.3								
Avg. Stride Freq. [Hz]	2.2	2.4	2.4	2.4	2.4	2.4								
Avg. Stride Length [m]	6.4	7.4	7.4	7.6	7.4	7.2								





# Rockhampton QLD Professional

## Race 8: BELROMA PARK Fillies and Mares BENCHMARK 70 Handicap - 1300m

30 June 2024 - 15:16



Track Rating: Soft 7, Weather: Overcast, Rail Position: +0.5m

Section		Overall				1200m	1000m	800m	600m	400m	Last 600m	
Field Times		1:17.08				1:09.43	0:58.50	0:47.23	0:35.67	0:24.14	0:35.67	
		(0:07.65)				(0:10.93)	(0:11.27)	(0:11.56)	(0:11.53)	(0:11.59)		
Rank	TAB	Horse/Jockey	Barrier	Top Speed [km/h]	Fastest Section							Distance Travelled [m]
1	2	TRACK TALE	2	68.4	0:07.81	1:17.08 [1]	1:09.27 [4]	0:58.39 [2]	0:47.15 [2]	0:35.36 [2]	0:24.08 [2]	0:35.36
		Cody Collis		1200m	Overall	(0:07.81)	(0:10.88)	(0:11.24)	(0:11.79)	(0:11.28)	(0:11.53)	
2	12	ANOTHER DIMENSION	6	66.4	0:08.03	1:17.17 [2]	1:09.14 [5]	0:57.72 [8]	0:46.46 [6]	0:34.68 [6]	0:23.64 [5]	0:34.68 +4
		Samantha Collett		1000m	Overall	(0:08.03)	(0:11.42)	(0:11.26)	(0:11.78)	(0:11.04)	(0:11.38)	
3	9	SPRING VALLEY	4	65.1	0:08.08	1:17.24 [3]	1:09.16 [7]	0:57.94 [6]	0:46.72 [5]	0:35.11 [4]	0:23.87 [4]	0:35.11 -1
		Warwick Satherley		1000m	Overall	(0:08.08)	(0:11.22)	(0:11.22)	(0:11.61)	(0:11.24)	(0:11.47)	
4	8	FINESSE TESS	8	66.6	0:07.70	1:17.58 [4]	1:09.88 [2]	0:58.76 [3]	0:47.41 [3]	0:35.56 [3]	0:24.22 [3]	0:35.56 -1
		Brendon Newport		1200m	Overall	(0:07.70)	(0:11.12)	(0:11.35)	(0:11.85)	(0:11.34)	(0:11.59)	
5	5	HARBELLE	5	66.3	0:08.16	1:18.29 [5]	1:10.13 [8]	0:59.14 [4]	0:47.98 [4]	0:36.13 [5]	0:24.60 [6]	0:36.13 +0
		Justin Huxtable		1200m	Overall	(0:08.16)	(0:10.99)	(0:11.16)	(0:11.85)	(0:11.53)	(0:11.88)	
6	3	EYEWITNESS	7	67.4	0:07.65	1:18.41 [6]	1:10.76 [1]	0:59.83 [1]	0:48.56 [1]	0:37.00 [1]	0:25.47 [1]	0:37.00 -5
		Ashley Butler		1200m	Overall	(0:07.65)	(0:10.93)	(0:11.27)	(0:11.56)	(0:11.53)	(0:12.06)	
7	1	VALLEY OF DREAMS	9	63.8	0:07.80	1:19.78 [7]	1:11.98 [3]	1:00.51 [5]	0:49.05 [7]	0:37.25 [7]	0:25.78 [7]	0:37.25 +5
		Tahlia Fenlon		1200m	Overall	(0:07.80)	(0:11.47)	(0:11.46)	(0:11.80)	(0:11.47)	(0:12.07)	
8	4	GOLDEN ATHENA	11	64.9	0:08.07	1:20.27 [8]	1:12.20 [6]	1:00.85 [7]	0:49.36 [8]	0:37.36 [8]	0:25.81 [8]	0:37.36 +6
		Nathan Thomas		1000m	Overall	(0:08.07)	(0:11.35)	(0:11.49)	(0:12.00)	(0:11.55)	(0:12.18)	

Scratched: Tycoon Baby (#6), Cumin Spinner (#10), Miss Daurian (#11), Jubai Pride (#7)



Rockhampton QLD Professional  
Race 8: BELROMA PARK Fillies and Mares BENCHMARK 70 Handicap -  
1300m

30 June 2024 - 15:16



Track Rating: Soft 7, Weather: Overcast, Rail Position: +0.5m

Section Field Times				200m 0:12.55 (0:12.55)				Last 600m 0:35.67	
Rank	TAB	Horse/Jockey	Barrier	Top Speed [km/h]	Fastest Section	Margin		Distance Travelled [m]	
1	2	TRACK TALE	2	68.4	0:07.81	0:12.55 [1]	1:17.08	0:35.36	
		Cody Collis		1200m	Overall	(0:12.55)			
2	12	ANOTHER DIMENSION	6	66.4	0:08.03	0:12.26 [3]	0.56L	0:34.68	+4
		Samantha Collett		1000m	Overall	(0:12.26)			
3	9	SPRING VALLEY	4	65.1	0:08.08	0:12.40 [2]	0.96L	0:35.11	-1
		Warwick Satherley		1000m	Overall	(0:12.40)			
4	8	FINESSE TESS	8	66.6	0:07.70	0:12.63 [4]	2.97L	0:35.56	-1
		Brendon Newport		1200m	Overall	(0:12.63)			
5	5	HARBELLE	5	66.3	0:08.16	0:12.72 [6]	7.15L	0:36.13	+0
		Justin Huxtable		1200m	Overall	(0:12.72)			
6	3	EYEWITNESS	7	67.4	0:07.65	0:13.41 [5]	7.85L	0:37.00	-5
		Ashley Butler		1200m	Overall	(0:13.41)			
7	1	VALLEY OF DREAMS	9	63.8	0:07.80	0:13.71 [7]	15.89L	0:37.25	+5
		Tahlia Fenlon		1200m	Overall	(0:13.71)			
8	4	GOLDEN ATHENA	11	64.9	0:08.07	0:13.63 [8]	18.8L	0:37.36	+6
		Nathan Thomas		1000m	Overall	(0:13.63)			

Scratched: Tycoon Baby (#6), Cumin Spinner (#10), Miss Daurian (#11), Jubai Pride (#7)



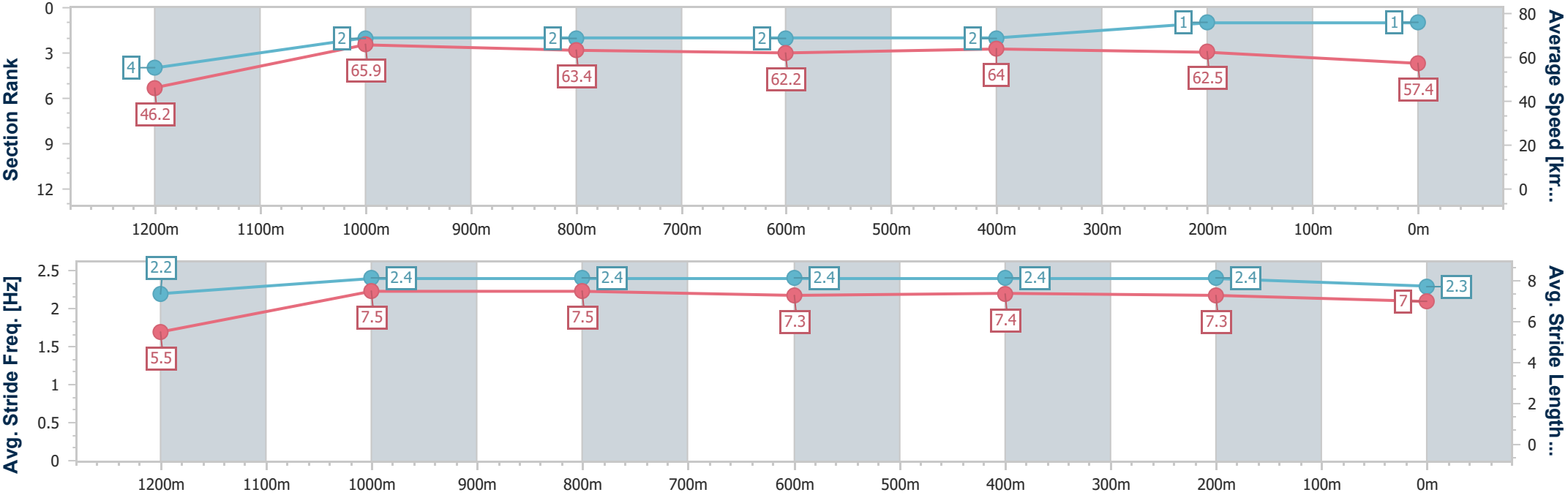
Horse/Jockey Name	Track Tale
Final Rank	1
Fastest Section Time (Section)	0:07.81 (Overall)
Top Speed [km/h] (Section)	68.4 (1200m)
Race State	Finished



Rockhampton QLD Professional  
Race 8: BELROMA PARK Fillies and Mares BENCHMARK 70  
Handicap - 1300m  
30 June 2024 - 15:16  
Track Rating: Soft 7, Weather: Overcast, Rail Position: +0.5m



Section	Overall	1200m	1000m	800m	600m	400m	200m						
Section Times	1:17.08 [1] (0:07.81)	1:09.27 [4] (0:10.88)	0:58.39 [2] (0:11.24)	0:47.15 [2] (0:11.79)	0:35.36 [2] (0:11.28)	0:24.08 [2] (0:11.53)	0:12.55 [1] (0:12.55)						
Average Speed [km/h]	46.2	65.9	63.4	62.2	64.0	62.5	57.4						
Top Speed [km/h]	63.7	68.4	66.3	63.7	65.3	63.8	61.0						
Avg. Dist. to Rail [m]	3.3	2.4	2.3	2.5	3.4	4.0	7.0						
Avg. Stride Freq. [Hz]	2.2	2.4	2.4	2.4	2.4	2.4	2.3						
Avg. Stride Length [m]	5.5	7.5	7.5	7.3	7.4	7.3	7.0						





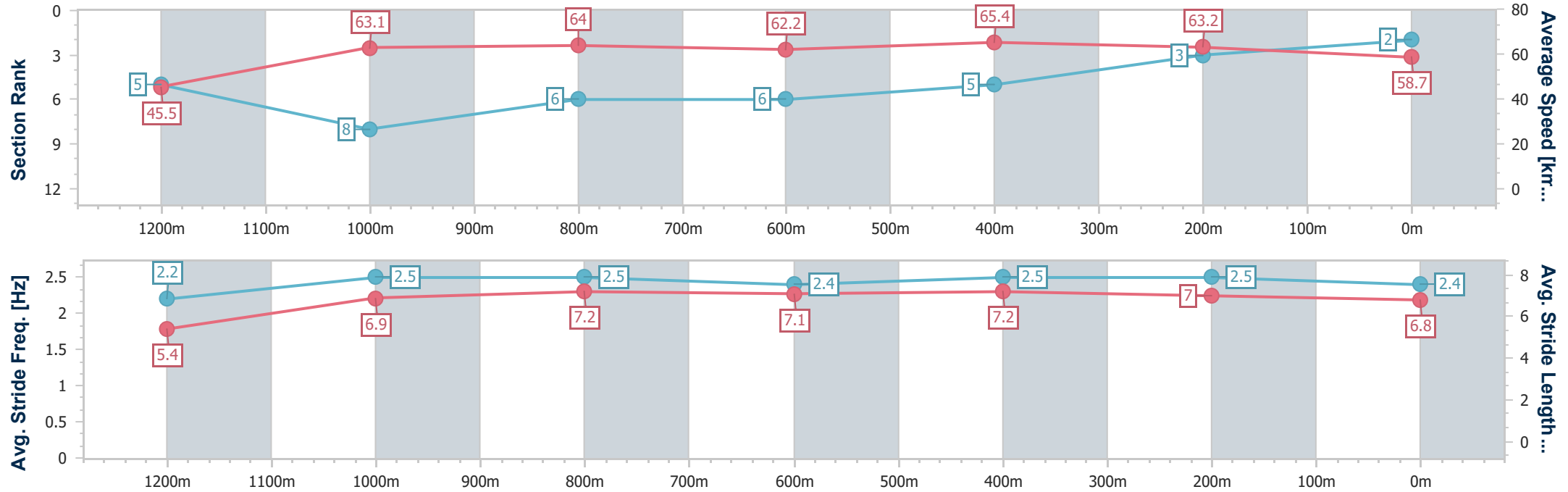
Horse/Jockey Name	Another Dimension
Final Rank	2
Fastest Section Time (Section)	0:08.03 (Overall)
Top Speed [km/h] (Section)	66.4 (1000m)
Race State	Finished



Rockhampton QLD Professional  
Race 8: BELROMA PARK Fillies and Mares BENCHMARK 70  
Handicap - 1300m  
30 June 2024 - 15:16  
Track Rating: Soft 7, Weather: Overcast, Rail Position: +0.5m



Section	Overall	1200m	1000m	800m	600m	400m	200m						
Section Times	1:17.17 [2] (0:08.03)	1:09.14 [5] (0:11.42)	0:57.72 [8] (0:11.26)	0:46.46 [6] (0:11.78)	0:34.68 [6] (0:11.04)	0:23.64 [5] (0:11.38)	0:12.26 [3] (0:12.26)						
Average Speed [km/h]	45.5	63.1	64.0	62.2	65.4	63.2	58.7						
Top Speed [km/h]	58.8	65.7	66.4	63.0	66.2	65.3	61.0						
Avg. Dist. to Rail [m]	6.5	0.6	0.7	2.2	3.1	3.7	4.1						
Avg. Stride Freq. [Hz]	2.2	2.5	2.5	2.4	2.5	2.5	2.4						
Avg. Stride Length [m]	5.4	6.9	7.2	7.1	7.2	7.0	6.8						





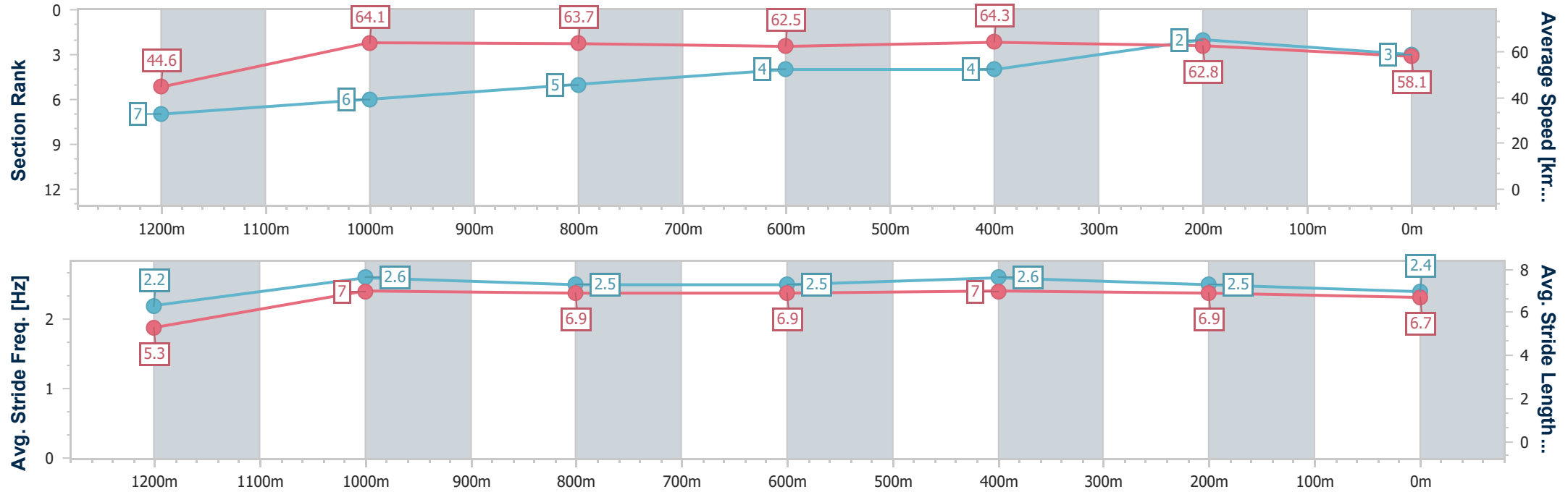
Horse/Jockey Name	Spring Valley
Final Rank	3
Fastest Section Time (Section)	0:08.08 (Overall)
Top Speed [km/h] (Section)	65.1 (1000m)
Race State	Finished



Rockhampton QLD Professional  
Race 8: BELROMA PARK Fillies and Mares BENCHMARK 70  
Handicap - 1300m  
30 June 2024 - 15:16  
Track Rating: Soft 7, Weather: Overcast, Rail Position: +0.5m



Section	Overall	1200m	1000m	800m	600m	400m	200m						
Section Times	1:17.24 [3] (0:08.08)	1:09.16 [7] (0:11.22)	0:57.94 [6] (0:11.22)	0:46.72 [5] (0:11.61)	0:35.11 [4] (0:11.24)	0:23.87 [4] (0:11.47)	0:12.40 [2] (0:12.40)						
Average Speed [km/h]	44.6	64.1	63.7	62.5	64.3	62.8	58.1						
Top Speed [km/h]	62.5	65.1	65.1	63.1	65.0	64.9	60.5						
Avg. Dist. to Rail [m]	3.8	1.0	1.2	1.4	5.1	4.3	5.1						
Avg. Stride Freq. [Hz]	2.2	2.6	2.5	2.5	2.6	2.5	2.4						
Avg. Stride Length [m]	5.3	7.0	6.9	6.9	7.0	6.9	6.7						







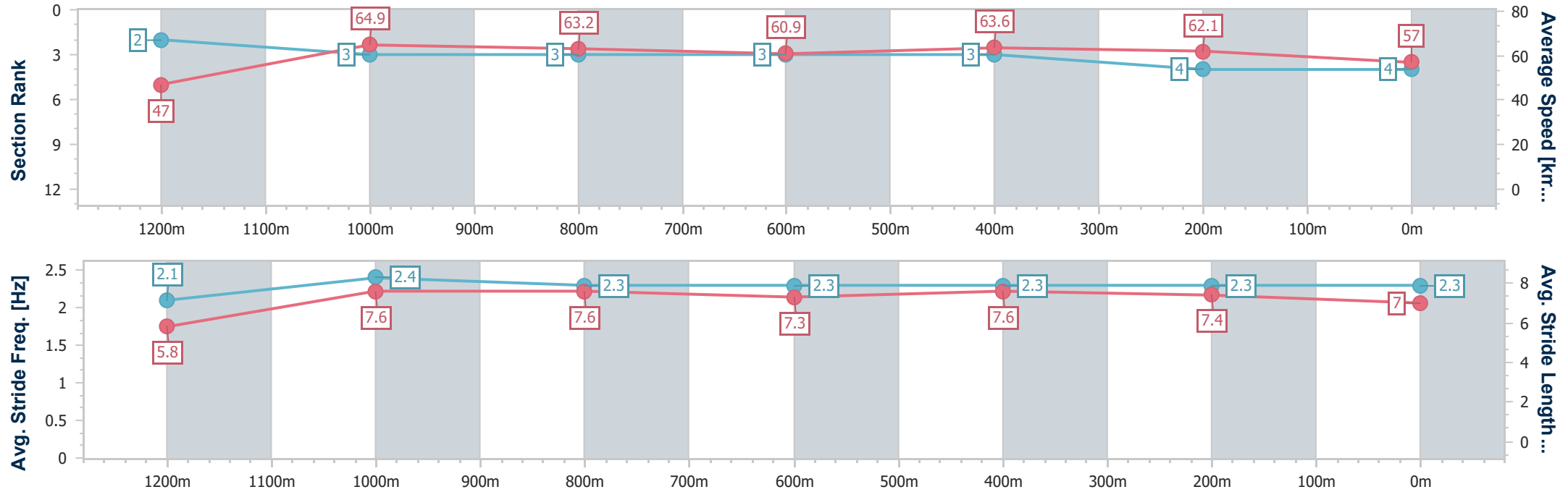
Horse/Jockey Name	Finesse Tess
Final Rank	4
Fastest Section Time (Section)	0:07.70 (Overall)
Top Speed [km/h] (Section)	66.6 (1200m)
Race State	Finished



Rockhampton QLD Professional  
Race 8: BELROMA PARK Fillies and Mares BENCHMARK 70  
Handicap - 1300m  
30 June 2024 - 15:16  
Track Rating: Soft 7, Weather: Overcast, Rail Position: +0.5m



Section	Overall	1200m	1000m	800m	600m	400m	200m						
Section Times	1:17.58 [4] (0:07.70)	1:09.88 [2] (0:11.12)	0:58.76 [3] (0:11.35)	0:47.41 [3] (0:11.85)	0:35.56 [3] (0:11.34)	0:24.22 [3] (0:11.59)	0:12.63 [4] (0:12.63)						
Average Speed [km/h]	47.0	64.9	63.2	60.9	63.6	62.1	57.0						
Top Speed [km/h]	62.6	66.6	65.9	61.7	65.0	64.0	59.6						
Avg. Dist. to Rail [m]	7.9	0.6	0.3	0.5	2.8	4.1	6.2						
Avg. Stride Freq. [Hz]	2.1	2.4	2.3	2.3	2.3	2.3	2.3						
Avg. Stride Length [m]	5.8	7.6	7.6	7.3	7.6	7.4	7.0						





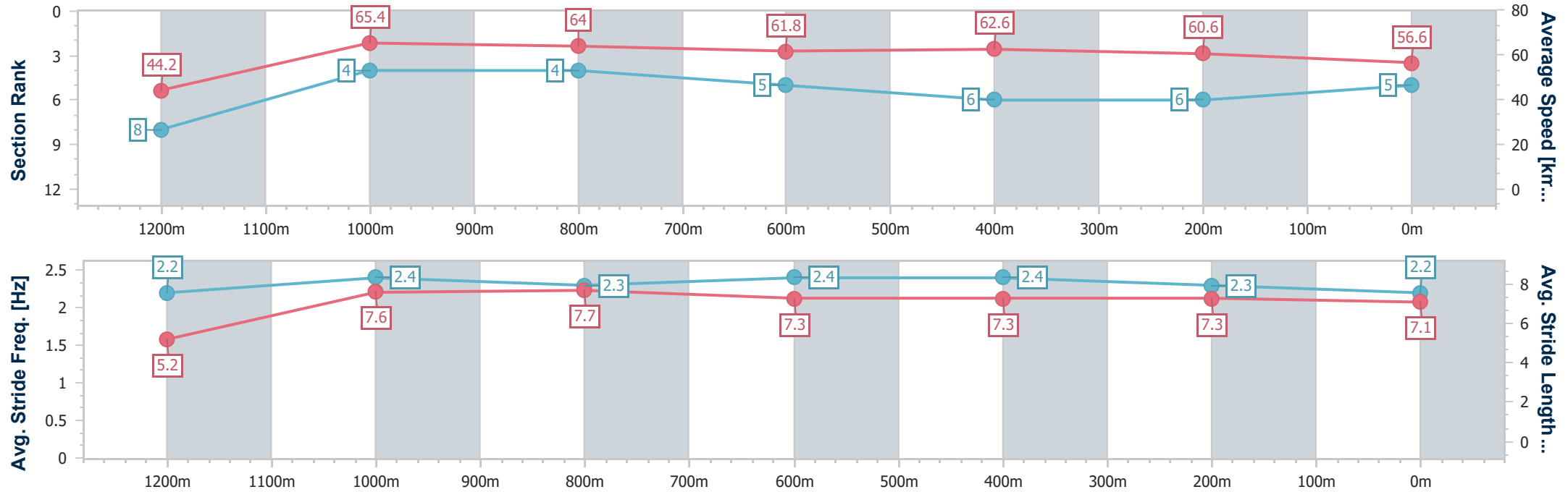
Horse/Jockey Name	Harbelle
Final Rank	5
Fastest Section Time (Section)	0:08.16 (Overall)
Top Speed [km/h] (Section)	66.3 (1200m)
Race State	Finished



Rockhampton QLD Professional  
Race 8: BELROMA PARK Fillies and Mares BENCHMARK 70  
Handicap - 1300m  
30 June 2024 - 15:16  
Track Rating: Soft 7, Weather: Overcast, Rail Position: +0.5m



Section	Overall	1200m	1000m	800m	600m	400m	200m						
Section Times	1:18.29 [5] (0:08.16)	1:10.13 [8] (0:10.99)	0:59.14 [4] (0:11.16)	0:47.98 [4] (0:11.85)	0:36.13 [5] (0:11.53)	0:24.60 [6] (0:11.88)	0:12.72 [6] (0:12.72)						
Average Speed [km/h]	44.2	65.4	64.0	61.8	62.6	60.6	56.6						
Top Speed [km/h]	62.8	66.3	66.2	63.8	63.5	62.2	58.9						
Avg. Dist. to Rail [m]	4.7	1.5	1.5	2.2	5.4	6.0	6.5						
Avg. Stride Freq. [Hz]	2.2	2.4	2.3	2.4	2.4	2.3	2.2						
Avg. Stride Length [m]	5.2	7.6	7.7	7.3	7.3	7.3	7.1						





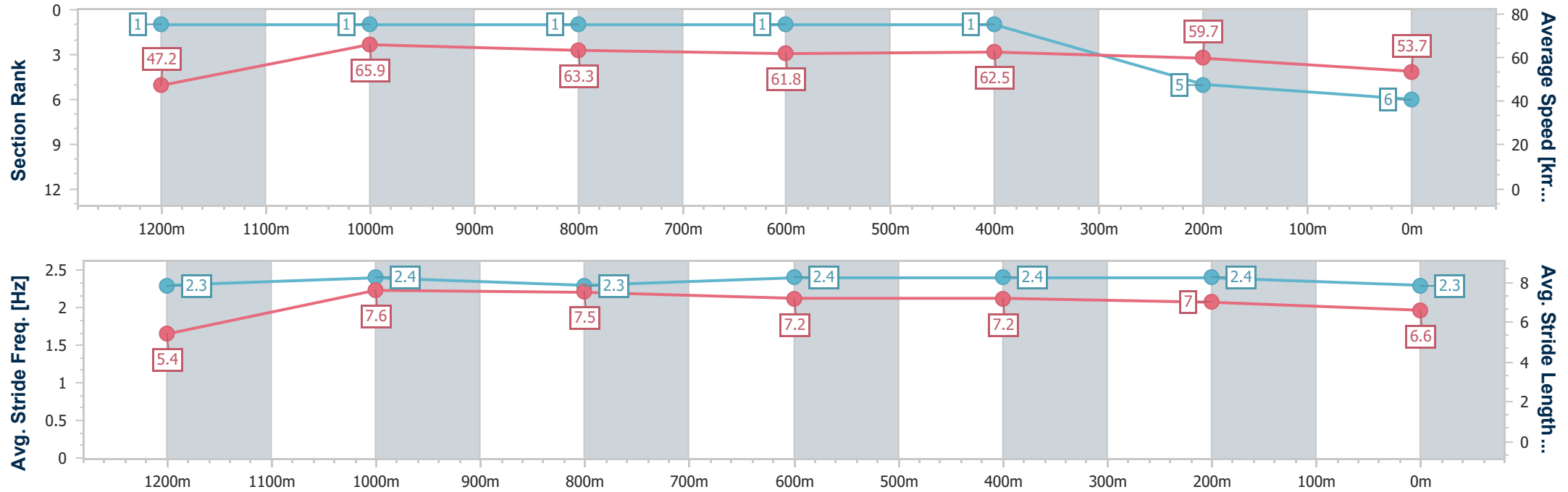
Horse/Jockey Name	Eyewitness
Final Rank	6
Fastest Section Time (Section)	0:07.65 (Overall)
Top Speed [km/h] (Section)	67.4 (1200m)
Race State	Finished



Rockhampton QLD Professional  
Race 8: BELROMA PARK Fillies and Mares BENCHMARK 70  
Handicap - 1300m  
30 June 2024 - 15:16  
Track Rating: Soft 7, Weather: Overcast, Rail Position: +0.5m



Section	Overall	1200m	1000m	800m	600m	400m	200m						
Section Times	1:18.41 [6] (0:07.65)	1:10.76 [1] (0:10.93)	0:59.83 [1] (0:11.27)	0:48.56 [1] (0:11.56)	0:37.00 [1] (0:11.53)	0:25.47 [1] (0:12.06)	0:13.41 [5] (0:13.41)						
Average Speed [km/h]	47.2	65.9	63.3	61.8	62.5	59.7	53.7						
Top Speed [km/h]	64.8	67.4	64.9	63.2	64.7	61.8	57.6						
Avg. Dist. to Rail [m]	7.0	0.9	1.4	1.1	1.6	2.1	2.3						
Avg. Stride Freq. [Hz]	2.3	2.4	2.3	2.4	2.4	2.4	2.3						
Avg. Stride Length [m]	5.4	7.6	7.5	7.2	7.2	7.0	6.6						





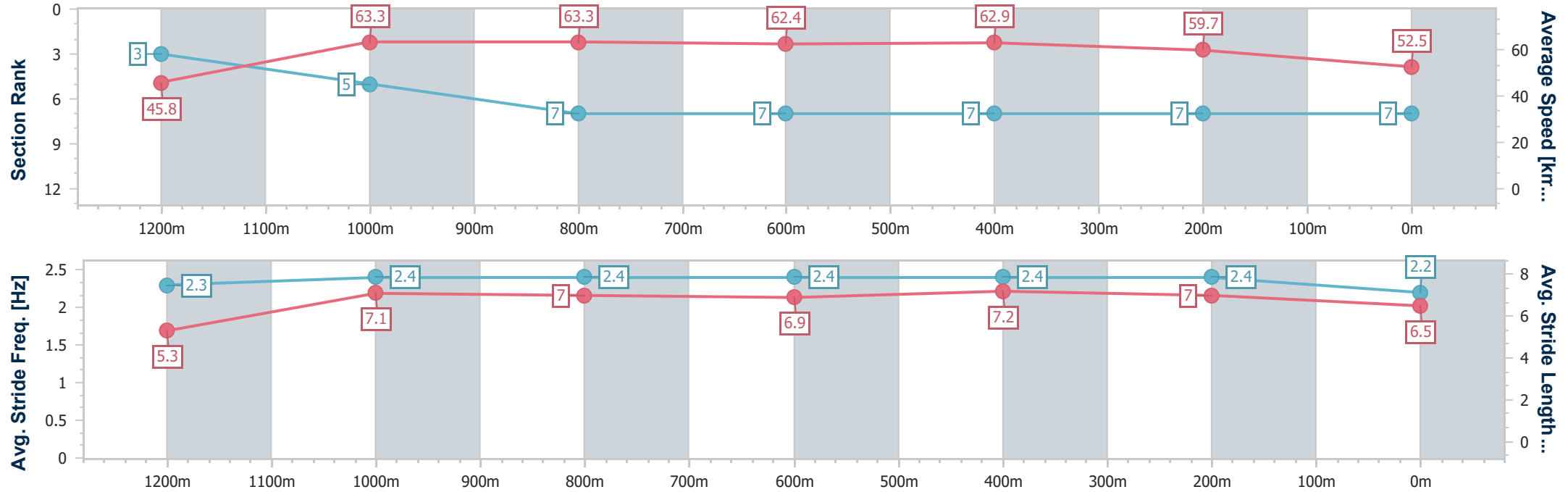
Horse/Jockey Name	Valley Of Dreams
Final Rank	7
Fastest Section Time (Section)	0:07.80 (Overall)
Top Speed [km/h] (Section)	63.8 (1200m)
Race State	Finished



Rockhampton QLD Professional  
Race 8: BELROMA PARK Fillies and Mares BENCHMARK 70  
Handicap - 1300m  
30 June 2024 - 15:16  
Track Rating: Soft 7, Weather: Overcast, Rail Position: +0.5m



Section	Overall	1200m	1000m	800m	600m	400m	200m						
Section Times	1:19.78 [7] (0:07.80)	1:11.98 [3] (0:11.47)	1:00.51 [5] (0:11.46)	0:49.05 [7] (0:11.80)	0:37.25 [7] (0:11.47)	0:25.78 [7] (0:12.07)	0:13.71 [7] (0:13.71)						
Average Speed [km/h]	45.8	63.3	63.3	62.4	62.9	59.7	52.5						
Top Speed [km/h]	63.5	63.8	63.8	63.1	63.4	62.1	57.6						
Avg. Dist. to Rail [m]	9.3	1.2	1.1	2.9	5.1	5.9	6.5						
Avg. Stride Freq. [Hz]	2.3	2.4	2.4	2.4	2.4	2.4	2.2						
Avg. Stride Length [m]	5.3	7.1	7.0	6.9	7.2	7.0	6.5						





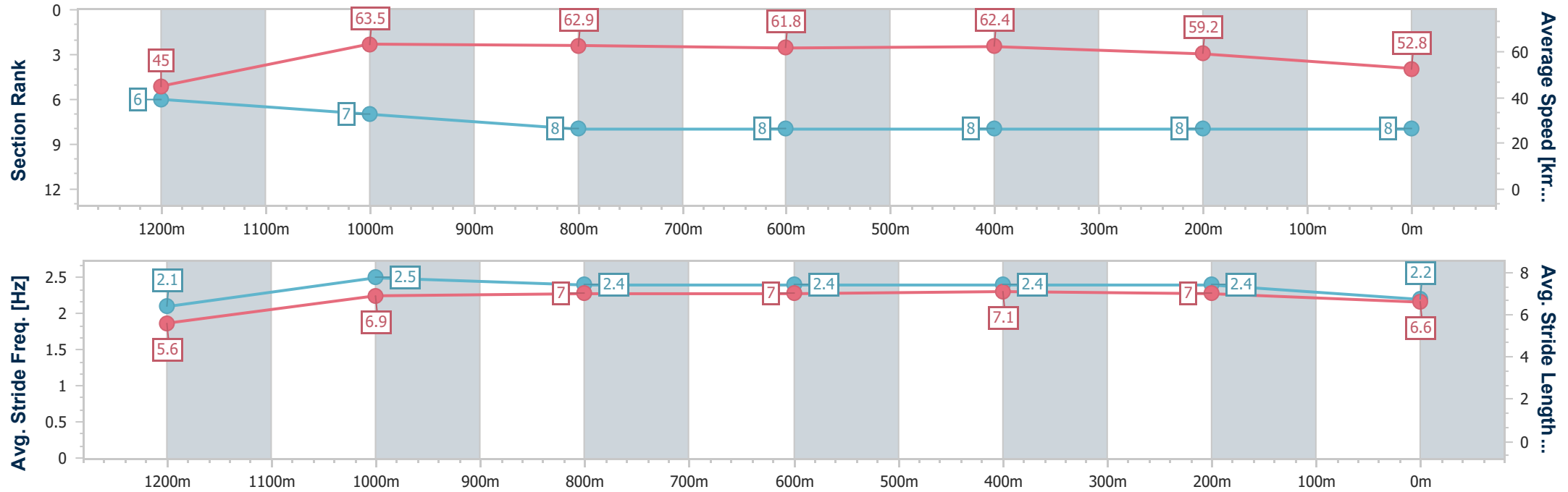
Horse/Jockey Name	Golden Athena
Final Rank	8
Fastest Section Time (Section)	0:08.07 (Overall)
Top Speed [km/h] (Section)	64.9 (1000m)
Race State	Finished



Rockhampton QLD Professional  
Race 8: BELROMA PARK Fillies and Mares BENCHMARK 70  
Handicap - 1300m  
30 June 2024 - 15:16  
Track Rating: Soft 7, Weather: Overcast, Rail Position: +0.5m



Section	Overall	1200m	1000m	800m	600m	400m	200m						
Section Times	1:20.27 [8] (0:08.07)	1:12.20 [6] (0:11.35)	1:00.85 [7] (0:11.49)	0:49.36 [8] (0:12.00)	0:37.36 [8] (0:11.55)	0:25.81 [8] (0:12.18)	0:13.63 [8] (0:13.63)						
Average Speed [km/h]	45.0	63.5	62.9	61.8	62.4	59.2	52.8						
Top Speed [km/h]	59.9	64.9	64.9	62.7	63.4	61.8	56.9						
Avg. Dist. to Rail [m]	10.3	1.8	0.7	3.5	4.8	4.9	4.9						
Avg. Stride Freq. [Hz]	2.1	2.5	2.4	2.4	2.4	2.4	2.2						
Avg. Stride Length [m]	5.6	6.9	7.0	7.0	7.1	7.0	6.6						





Rockhampton QLD Professional  
Race 9: Callaghan Park Winter Racing Carnival RATINGS BAND 0 - 55  
Handicap - 1300m  
30 June 2024 - 15:50



Track Rating: Soft 7, Weather: Overcast, Rail Position: +0.5m

Section						Overall	1200m	1000m	800m	600m	400m	Last 600m	
Field Times						1:17.00 (0:07.45)	1:09.55 (0:10.78)	0:58.77 (0:11.15)	0:47.62 (0:11.87)	0:35.75 (0:11.54)	0:24.21 (0:11.81)	0:35.75	
Rank	TAB	Horse/Jockey	Barrier	Top Speed [km/h]	Fastest Section								Distance Travelled [m]
1	9	MAXIE TAP	8	66.6	0:08.01	1:17.00 [1]	1:08.99 [10]	0:57.42 [10]	0:46.27 [11]	0:34.59 [11]	0:23.52 [10]	0:34.59	
		Justin Stanley		1000m	Overall	(0:08.01)	(0:11.57)	(0:11.15)	(0:11.68)	(0:11.07)	(0:11.34)		
2	6	YULE MY HERO	7	67.2	0:07.77	1:17.11 [2]	1:09.34 [7]	0:58.10 [7]	0:47.17 [6]	0:35.33 [6]	0:24.06 [5]	0:35.33	-6
		Tahlia Fenlon		1000m	Overall	(0:07.77)	(0:11.24)	(0:10.93)	(0:11.84)	(0:11.27)	(0:11.55)		
3	8	HOOKS	6	67.7	0:07.64	1:17.13 [3]	1:09.49 [6]	0:58.53 [5]	0:47.43 [4]	0:35.53 [5]	0:24.08 [4]	0:35.53	-4
		Warwick Satherley		1200m	Overall	(0:07.64)	(0:10.96)	(0:11.10)	(0:11.90)	(0:11.45)	(0:11.72)		
4	3	LEICA BITA FUN	4	66.4	0:07.90	1:17.40 [4]	1:09.50 [8]	0:58.05 [8]	0:46.88 [9]	0:35.31 [8]	0:24.01 [9]	0:35.31	-6
		Ashley Butler		1000m	Overall	(0:07.90)	(0:11.45)	(0:11.17)	(0:11.57)	(0:11.30)	(0:11.49)		
5	15	THUNDER KNOB	9	67.1	0:07.47	1:17.66 [5]	1:10.19 [2]	0:59.14 [4]	0:47.95 [5]	0:36.23 [3]	0:24.87 [1]	0:36.23	-2
		Ron Stewart		1200m	Overall	(0:07.47)	(0:11.05)	(0:11.19)	(0:11.72)	(0:11.36)	(0:11.87)		
6	2	GOLD WITNESS	5	67.5	0:07.93	1:17.74 [6]	1:09.81 [9]	0:58.39 [9]	0:47.33 [8]	0:35.56 [9]	0:24.44 [8]	0:35.56	-8
		Justin Huxtable		1000m	Overall	(0:07.93)	(0:11.42)	(0:11.06)	(0:11.77)	(0:11.12)	(0:11.73)		
7	11	DIAMOND MONEY	12	67.9	0:07.45	1:17.94 [7]	1:10.49 [1]	0:59.71 [1]	0:48.56 [1]	0:36.69 [1]	0:25.12 [3]	0:36.69	-11
		Cody Collis		1200m	Overall	(0:07.45)	(0:10.78)	(0:11.15)	(0:11.87)	(0:11.57)	(0:11.93)		
8	10	DAUNTING LADY	3	66.6	0:07.63	1:17.98 [8]	1:10.35 [5]	0:59.05 [6]	0:47.96 [7]	0:36.19 [7]	0:24.84 [6]	0:36.19	-10
		Corey Bayliss		1000m	Overall	(0:07.63)	(0:11.30)	(0:11.09)	(0:11.77)	(0:11.35)	(0:11.87)		
9	7	BANKONAJET	11	67.2	0:08.12	1:18.26 [9]	1:10.14 [11]	0:58.64 [11]	0:47.69 [10]	0:35.92 [10]	0:24.55 [11]	0:35.92	-6
		Tasha Chambers		1000m	Overall	(0:08.12)	(0:11.50)	(0:10.95)	(0:11.77)	(0:11.37)	(0:11.73)		
10	12	TOY BLAZE	14	67.7	0:07.49	1:18.30 [10]	1:10.81 [3]	0:59.95 [2]	0:48.86 [2]	0:36.97 [2]	0:25.49 [2]	0:36.97	-4
		Melea Castle		1200m	Overall	(0:07.49)	(0:10.86)	(0:11.09)	(0:11.89)	(0:11.48)	(0:12.07)		

Scratched: Whakamiharo (#5), Another Dimension (#13), Gaelic Thunder (#1), Sheer Reward (#4)

Report Created: Sun 30 June 2024 16:05 GMT+10 (Note: Timing is based on position data)

Page 1/15

[ ] Ranking at each section and finish  
-:-:- No data available at this section  
NA No data available

SCN Saddle cloth number  
DNF Did not finish  
DNT Did not track

data processed by  TRIPLESDATA



Rockhampton QLD Professional  
Race 9: Callaghan Park Winter Racing Carnival RATINGS BAND 0 - 55  
Handicap - 1300m  
30 June 2024 - 15:50



Track Rating: Soft 7, Weather: Overcast, Rail Position: +0.5m

Section						Overall	1200m	1000m	800m	600m	400m	Last 600m	
Field Times						1:17.00 (0:07.45)	1:09.55 (0:10.78)	0:58.77 (0:11.15)	0:47.62 (0:11.87)	0:35.75 (0:11.54)	0:24.21 (0:11.81)	0:35.75	
Rank	TAB	Horse/Jockey	Barrier	Top Speed [km/h]	Fastest Section								Distance Travelled [m]
11	14	NOUVERRE FILLE	1	67.2	0:07.53	1:18.42 [11]	1:10.89 [4]	0:59.92 [3]	0:48.73 [3]	0:36.91 [4]	0:25.23 [7]	0:36.91	-11
		Samantha Collett		1200m	Overall	(0:07.53)	(0:10.97)	(0:11.19)	(0:11.82)	(0:11.68)	(0:11.95)		

Scratched: Whakamiharo (#5), Another Dimension (#13), Gaelic Thunder (#1), Sheer Reward (#4)



Rockhampton QLD Professional  
Race 9: Callaghan Park Winter Racing Carnival RATINGS BAND 0 - 55  
Handicap - 1300m  
30 June 2024 - 15:50



Track Rating: Soft 7, Weather: Overcast, Rail Position: +0.5m

Section Field Times				200m 0:12.40 (0:12.40)				Last 600m 0:35.75	
Rank	TAB	Horse/Jockey	Barrier	Top Speed [km/h]	Fastest Section	Margin		Distance Travelled [m]	
1	9	MAXIE TAP	8	66.6	0:08.01	0:12.18 [5]	1:17.00	0:34.59	
		Justin Stanley		1000m	Overall	(0:12.18)			
2	6	YULE MY HERO	7	67.2	0:07.77	0:12.51 [1]	0.64L	0:35.33	-6
		Tahlia Fenlon		1000m	Overall	(0:12.51)			
3	8	HOOKS	6	67.7	0:07.64	0:12.36 [4]	0.76L	0:35.53	-4
		Warwick Satherley		1200m	Overall	(0:12.36)			
4	3	LEICA BITA FUN	4	66.4	0:07.90	0:12.52 [6]	2.36L	0:35.31	-6
		Ashley Butler		1000m	Overall	(0:12.52)			
5	15	THUNDER KNOB	9	67.1	0:07.47	0:13.00 [2]	3.9L	0:36.23	-2
		Ron Stewart		1200m	Overall	(0:13.00)			
6	2	GOLD WITNESS	5	67.5	0:07.93	0:12.71 [9]	4.34L	0:35.56	-8
		Justin Huxtable		1000m	Overall	(0:12.71)			
7	11	DIAMOND MONEY	12	67.9	0:07.45	0:13.19 [3]	5.52L	0:36.69	-11
		Cody Collis		1200m	Overall	(0:13.19)			
8	10	DAUNTING LADY	3	66.6	0:07.63	0:12.97 [8]	5.8L	0:36.19	-10
		Corey Bayliss		1000m	Overall	(0:12.97)			
9	7	BANKONAJET	11	67.2	0:08.12	0:12.82 [11]	7.41L	0:35.92	-6
		Tasha Chambers		1000m	Overall	(0:12.82)			
10	12	TOY BLAZE	14	67.7	0:07.49	0:13.42 [7]	7.64L	0:36.97	-4
		Melea Castle		1200m	Overall	(0:13.42)			

Scratched: Whakamiharo (#5), Another Dimension (#13), Gaelic Thunder (#1), Sheer Reward (#4)





Rockhampton QLD Professional  
Race 9: Callaghan Park Winter Racing Carnival RATINGS BAND 0 - 55  
Handicap - 1300m  
30 June 2024 - 15:50



Track Rating: Soft 7, Weather: Overcast, Rail Position: +0.5m

Section						200m	Last 600m		
Field Times						0:12.40 (0:12.40)	0:35.75		
Rank	TAB	Horse/Jockey	Barrier	Top Speed [km/h]	Fastest Section	Margin		Distance Travelled [m]	
11	14	NOUVERRE FILLE	1	67.2	0:07.53	0:13.28 [10]	8.38L	0:36.91	-11
		Samantha Collett		1200m	Overall	(0:13.28)			

Scratched: Whakamiharo (#5), Another Dimension (#13), Gaelic Thunder (#1), Sheer Reward (#4)



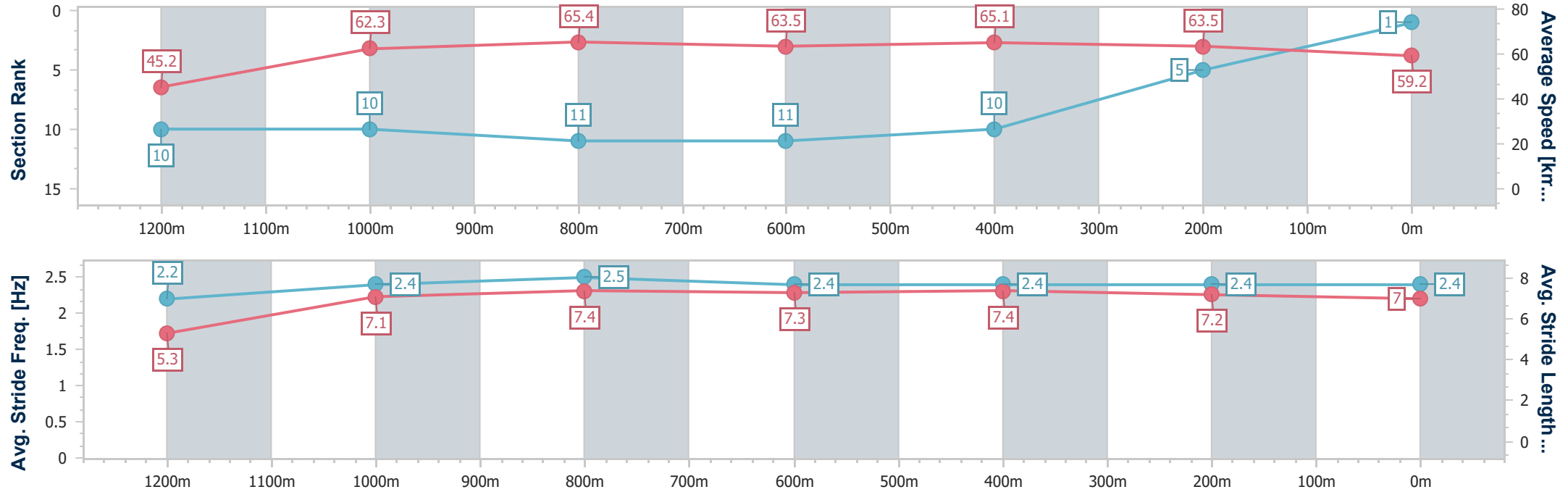
Horse/Jockey Name	Maxie Tap
Final Rank	1
Fastest Section Time (Section)	0:08.01 (Overall)
Top Speed [km/h] (Section)	66.6 (1000m)
Race State	Finished



Rockhampton QLD Professional  
Race 9: Callaghan Park Winter Racing Carnival RATINGS  
BAND 0 - 55 Handicap - 1300m  
30 June 2024 - 15:50  
Track Rating: Soft 7, Weather: Overcast, Rail Position: +0.5m



Section	Overall	1200m	1000m	800m	600m	400m	200m						
Section Times	1:17.00 [1] (0:08.01)	1:08.99 [10] (0:11.57)	0:57.42 [10] (0:11.15)	0:46.27 [11] (0:11.68)	0:34.59 [11] (0:11.07)	0:23.52 [10] (0:11.34)	0:12.18 [5] (0:12.18)						
Average Speed [km/h]	45.2	62.3	65.4	63.5	65.1	63.5	59.2						
Top Speed [km/h]	59.2	66.1	66.6	65.6	66.1	64.6	61.9						
Avg. Dist. to Rail [m]	8.8	0.9	1.6	3.6	5.1	8.3	8.3						
Avg. Stride Freq. [Hz]	2.2	2.4	2.5	2.4	2.4	2.4	2.4						
Avg. Stride Length [m]	5.3	7.1	7.4	7.3	7.4	7.2	7.0						





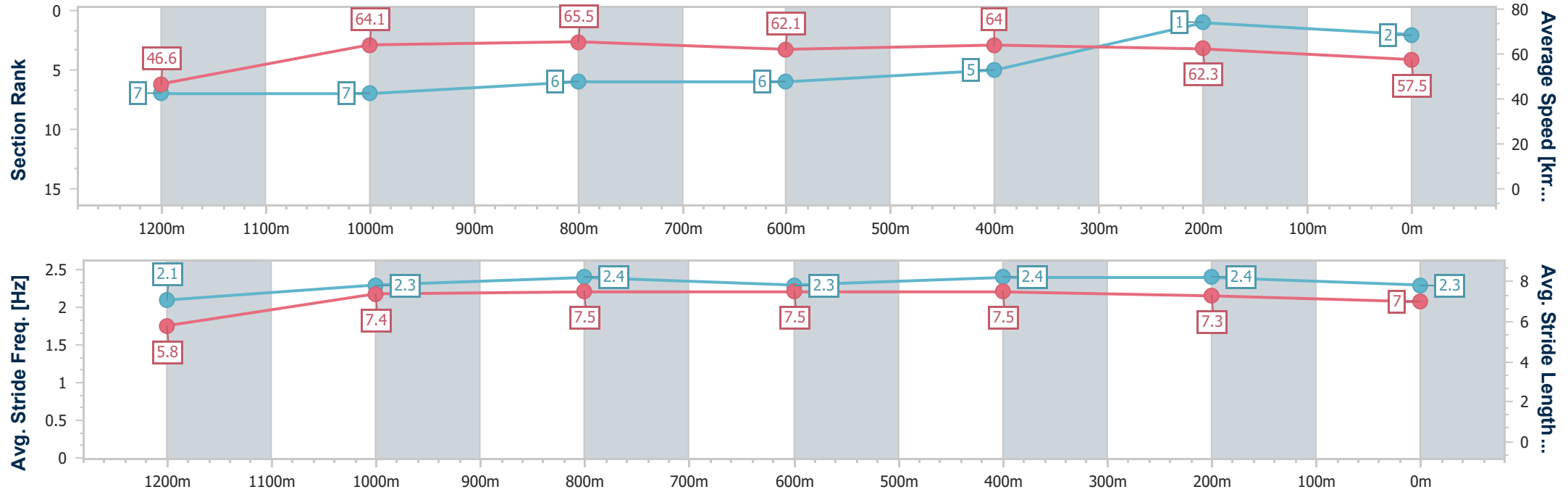
Horse/Jockey Name	Yule My Hero
Final Rank	2
Fastest Section Time (Section)	0:07.77 (Overall)
Top Speed [km/h] (Section)	67.2 (1000m)
Race State	Finished



Rockhampton QLD Professional  
Race 9: Callaghan Park Winter Racing Carnival RATINGS  
BAND 0 - 55 Handicap - 1300m  
30 June 2024 - 15:50  
Track Rating: Soft 7, Weather: Overcast, Rail Position: +0.5m



Section	Overall	1200m	1000m	800m	600m	400m	200m						
Section Times	1:17.11 [2] (0:07.77)	1:09.34 [7] (0:11.24)	0:58.10 [7] (0:10.93)	0:47.17 [6] (0:11.84)	0:35.33 [6] (0:11.27)	0:24.06 [5] (0:11.55)	0:12.51 [1] (0:12.51)						
Average Speed [km/h]	46.6	64.1	65.5	62.1	64.0	62.3	57.5						
Top Speed [km/h]	61.2	66.6	67.2	63.7	65.0	64.2	60.7						
Avg. Dist. to Rail [m]	8.2	1.2	1.0	2.4	6.4	7.5	7.4						
Avg. Stride Freq. [Hz]	2.1	2.3	2.4	2.3	2.4	2.4	2.3						
Avg. Stride Length [m]	5.8	7.4	7.5	7.5	7.5	7.3	7.0						





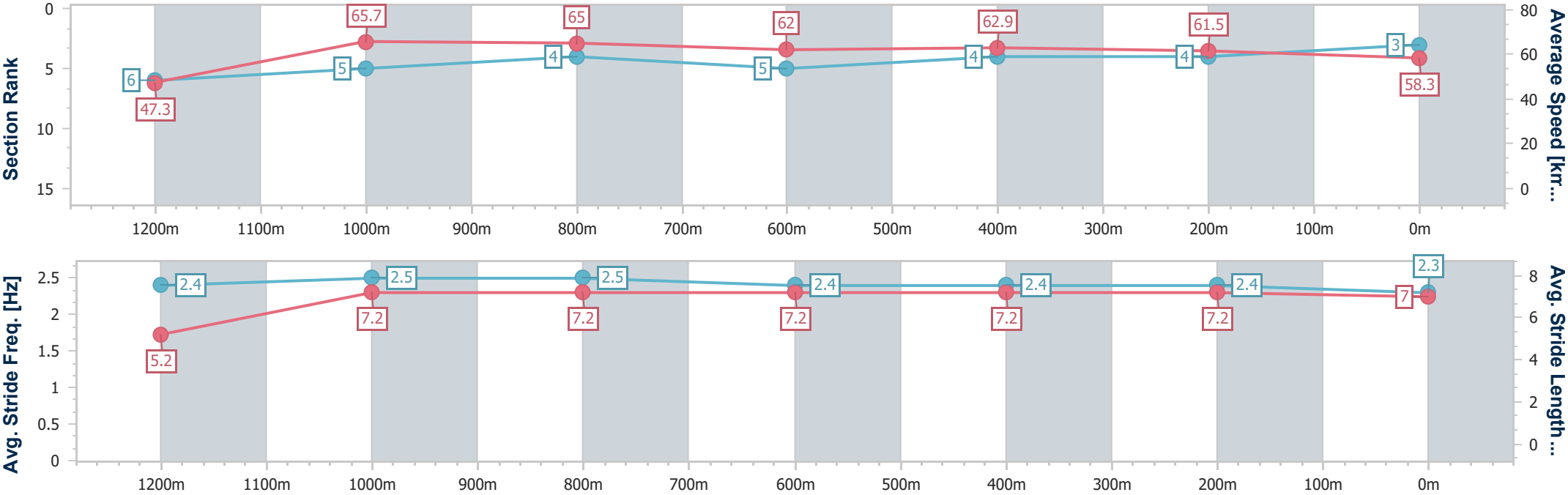
Horse/Jockey Name	Hooks
Final Rank	3
Fastest Section Time (Section)	0:07.64 (Overall)
Top Speed [km/h] (Section)	67.7 (1200m)
Race State	Finished



Rockhampton QLD Professional  
Race 9: Callaghan Park Winter Racing Carnival RATINGS  
BAND 0 - 55 Handicap - 1300m  
30 June 2024 - 15:50  
Track Rating: Soft 7, Weather: Overcast, Rail Position: +0.5m



Section	Overall	1200m	1000m	800m	600m	400m	200m						
Section Times	1:17.13 [3] (0:07.64)	1:09.49 [6] (0:10.96)	0:58.53 [5] (0:11.10)	0:47.43 [4] (0:11.90)	0:35.53 [5] (0:11.45)	0:24.08 [4] (0:11.72)	0:12.36 [4] (0:12.36)						
Average Speed [km/h]	47.3	65.7	65.0	62.0	62.9	61.5	58.3						
Top Speed [km/h]	63.2	67.7	67.7	63.9	64.3	62.7	60.5						
Avg. Dist. to Rail [m]	7.3	1.1	0.6	2.8	3.7	4.1	4.4						
Avg. Stride Freq. [Hz]	2.4	2.5	2.5	2.4	2.4	2.4	2.3						
Avg. Stride Length [m]	5.2	7.2	7.2	7.2	7.2	7.2	7.0						





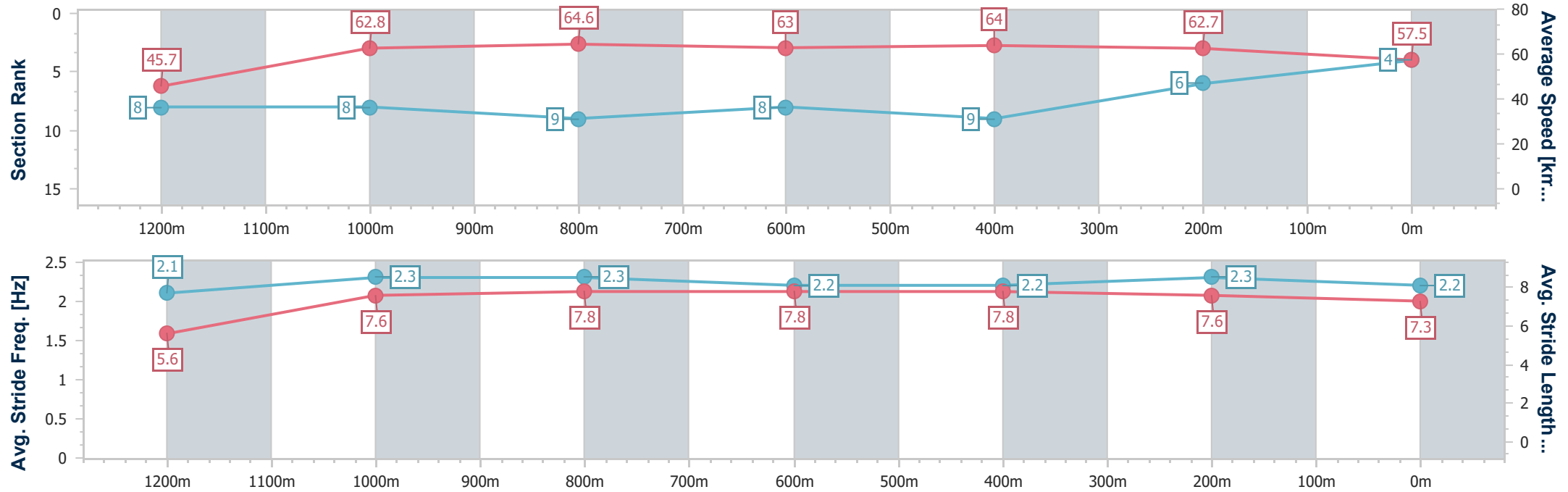
Horse/Jockey Name	Leica Bitu Fun
Final Rank	4
Fastest Section Time (Section)	0:07.90 (Overall)
Top Speed [km/h] (Section)	66.4 (1000m)
Race State	Finished



Rockhampton QLD Professional  
Race 9: Callaghan Park Winter Racing Carnival RATINGS  
BAND 0 - 55 Handicap - 1300m  
30 June 2024 - 15:50  
Track Rating: Soft 7, Weather: Overcast, Rail Position: +0.5m



Section	Overall	1200m	1000m	800m	600m	400m	200m						
Section Times	1:17.40 [4] (0:07.90)	1:09.50 [8] (0:11.45)	0:58.05 [8] (0:11.17)	0:46.88 [9] (0:11.57)	0:35.31 [8] (0:11.30)	0:24.01 [9] (0:11.49)	0:12.52 [6]						
Average Speed [km/h]	45.7	62.8	64.6	63.0	64.0	62.7	57.5						
Top Speed [km/h]	58.9	65.6	66.4	63.7	65.4	64.2	61.3						
Avg. Dist. to Rail [m]	5.6	0.4	0.4	1.6	4.2	7.8	8.2						
Avg. Stride Freq. [Hz]	2.1	2.3	2.3	2.2	2.2	2.3	2.2						
Avg. Stride Length [m]	5.6	7.6	7.8	7.8	7.8	7.6	7.3						





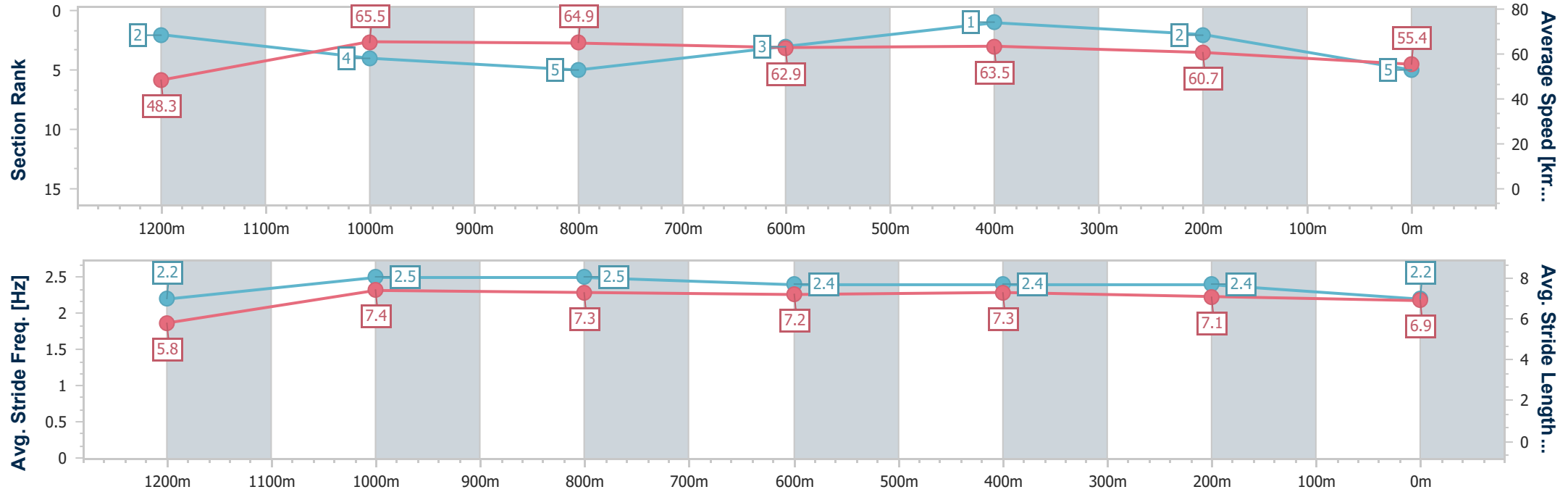
Horse/Jockey Name	Thunder Knob
Final Rank	5
Fastest Section Time (Section)	0:07.47 (Overall)
Top Speed [km/h] (Section)	67.1 (1200m)
Race State	Finished



Rockhampton QLD Professional  
Race 9: Callaghan Park Winter Racing Carnival RATINGS  
BAND 0 - 55 Handicap - 1300m  
30 June 2024 - 15:50  
Track Rating: Soft 7, Weather: Overcast, Rail Position: +0.5m



Section	Overall	1200m	1000m	800m	600m	400m	200m						
Section Times	1:17.66 [5] (0:07.47)	1:10.19 [2] (0:11.05)	0:59.14 [4] (0:11.19)	0:47.95 [5] (0:11.72)	0:36.23 [3] (0:11.36)	0:24.87 [1] (0:11.87)	0:13.00 [2] (0:13.00)						
Average Speed [km/h]	48.3	65.5	64.9	62.9	63.5	60.7	55.4						
Top Speed [km/h]	62.9	67.1	67.1	64.4	65.0	64.4	58.7						
Avg. Dist. to Rail [m]	10.4	3.0	1.3	2.8	3.5	6.3	7.3						
Avg. Stride Freq. [Hz]	2.2	2.5	2.5	2.4	2.4	2.4	2.2						
Avg. Stride Length [m]	5.8	7.4	7.3	7.2	7.3	7.1	6.9						





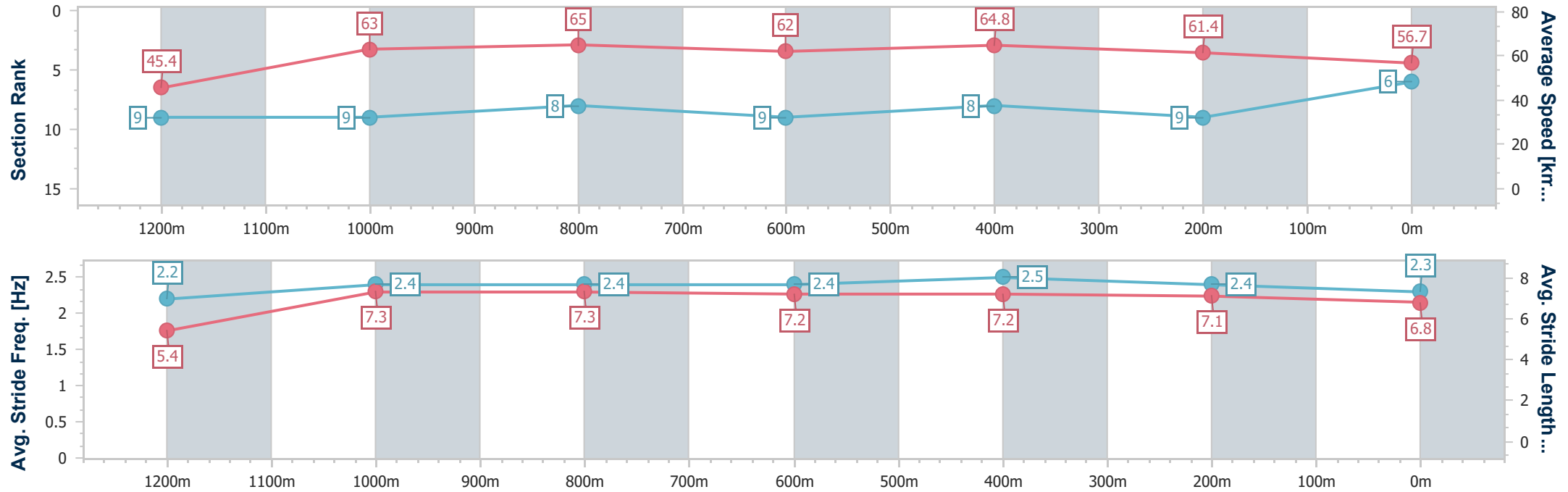
Horse/Jockey Name	Gold Witness
Final Rank	6
Fastest Section Time (Section)	0:07.93 (Overall)
Top Speed [km/h] (Section)	67.5 (1000m)
Race State	Finished



Rockhampton QLD Professional  
Race 9: Callaghan Park Winter Racing Carnival RATINGS  
BAND 0 - 55 Handicap - 1300m  
30 June 2024 - 15:50  
Track Rating: Soft 7, Weather: Overcast, Rail Position: +0.5m



Section	Overall	1200m	1000m	800m	600m	400m	200m						
Section Times	1:17.74 [6] (0:07.93)	1:09.81 [9] (0:11.42)	0:58.39 [9] (0:11.06)	0:47.33 [8] (0:11.77)	0:35.56 [9] (0:11.12)	0:24.44 [8] (0:11.73)	0:12.71 [9] (0:12.71)						
Average Speed [km/h]	45.4	63.0	65.0	62.0	64.8	61.4	56.7						
Top Speed [km/h]	60.8	66.3	67.5	64.4	65.6	65.3	58.8						
Avg. Dist. to Rail [m]	4.1	1.8	0.9	1.6	2.5	2.8	3.0						
Avg. Stride Freq. [Hz]	2.2	2.4	2.4	2.4	2.5	2.4	2.3						
Avg. Stride Length [m]	5.4	7.3	7.3	7.2	7.2	7.1	6.8						





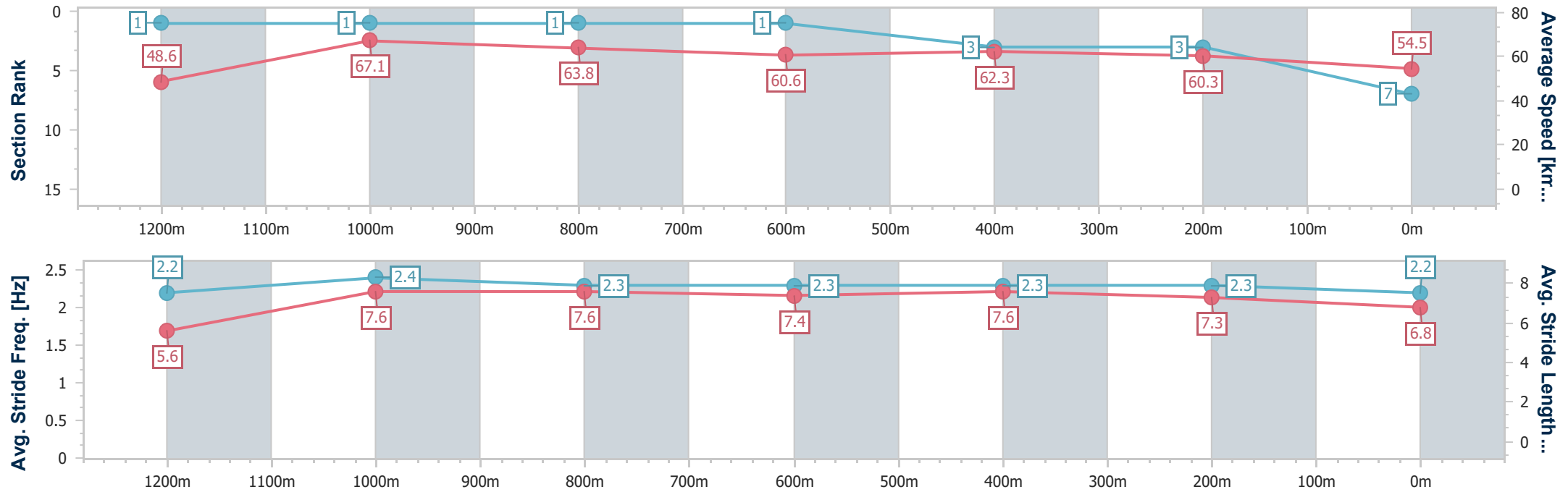
Horse/Jockey Name	Diamond Money
Final Rank	7
Fastest Section Time (Section)	0:07.45 (Overall)
Top Speed [km/h] (Section)	67.9 (1200m)
Race State	Finished



Rockhampton QLD Professional  
Race 9: Callaghan Park Winter Racing Carnival RATINGS  
BAND 0 - 55 Handicap - 1300m  
30 June 2024 - 15:50  
Track Rating: Soft 7, Weather: Overcast, Rail Position: +0.5m



Section	Overall	1200m	1000m	800m	600m	400m	200m						
Section Times	1:17.94 [7] (0:07.45)	1:10.49 [1] (0:10.78)	0:59.71 [1] (0:11.15)	0:48.56 [1] (0:11.87)	0:36.69 [1] (0:11.57)	0:25.12 [3] (0:11.93)	0:13.19 [3] (0:13.19)						
Average Speed [km/h]	48.6	67.1	63.8	60.6	62.3	60.3	54.5						
Top Speed [km/h]	65.2	67.9	67.2	62.5	62.9	62.0	58.2						
Avg. Dist. to Rail [m]	12.4	3.3	1.5	0.6	0.7	1.5	1.7						
Avg. Stride Freq. [Hz]	2.2	2.4	2.3	2.3	2.3	2.3	2.2						
Avg. Stride Length [m]	5.6	7.6	7.6	7.4	7.6	7.3	6.8						







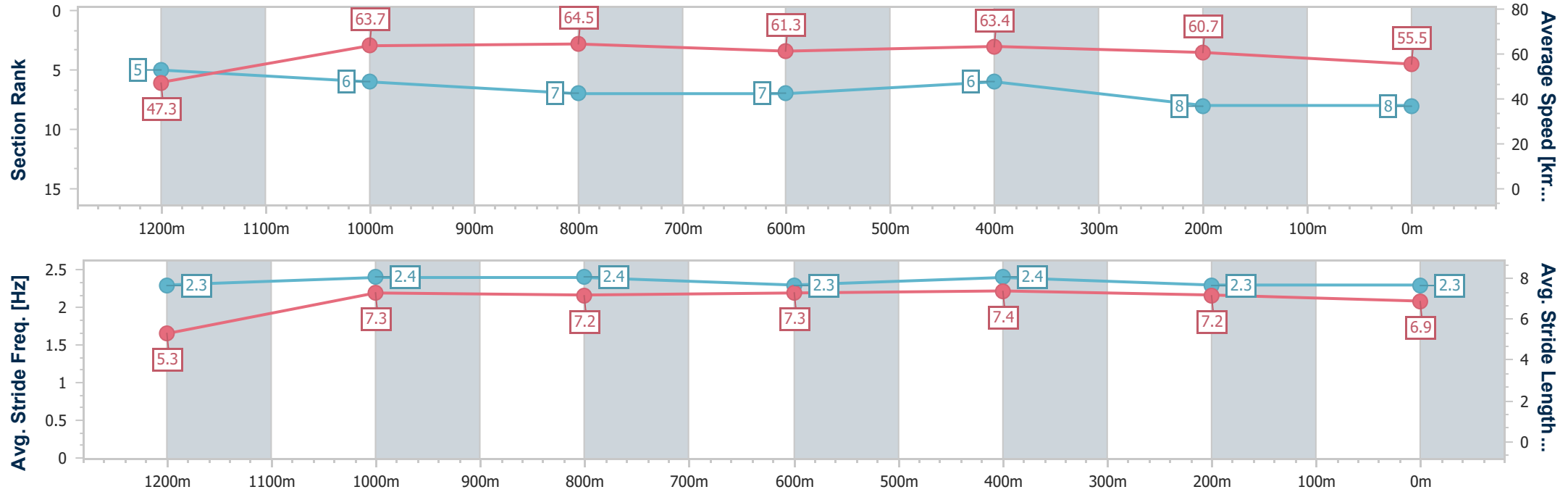
Horse/Jockey Name	Daunting Lady
Final Rank	8
Fastest Section Time (Section)	0:07.63 (Overall)
Top Speed [km/h] (Section)	66.6 (1000m)
Race State	Finished



Rockhampton QLD Professional  
Race 9: Callaghan Park Winter Racing Carnival RATINGS  
BAND 0 - 55 Handicap - 1300m  
30 June 2024 - 15:50  
Track Rating: Soft 7, Weather: Overcast, Rail Position: +0.5m



Section	Overall	1200m	1000m	800m	600m	400m	200m						
Section Times	1:17.98 [8] (0:07.63)	1:10.35 [5] (0:11.30)	0:59.05 [6] (0:11.09)	0:47.96 [7] (0:11.77)	0:36.19 [7] (0:11.35)	0:24.84 [6] (0:11.87)	0:12.97 [8] (0:12.97)						
Average Speed [km/h]	47.3	63.7	64.5	61.3	63.4	60.7	55.5						
Top Speed [km/h]	60.8	65.9	66.6	63.8	65.0	62.5	58.9						
Avg. Dist. to Rail [m]	5.1	0.8	1.1	0.2	3.1	5.8	7.4						
Avg. Stride Freq. [Hz]	2.3	2.4	2.4	2.3	2.4	2.3	2.3						
Avg. Stride Length [m]	5.3	7.3	7.2	7.3	7.4	7.2	6.9						





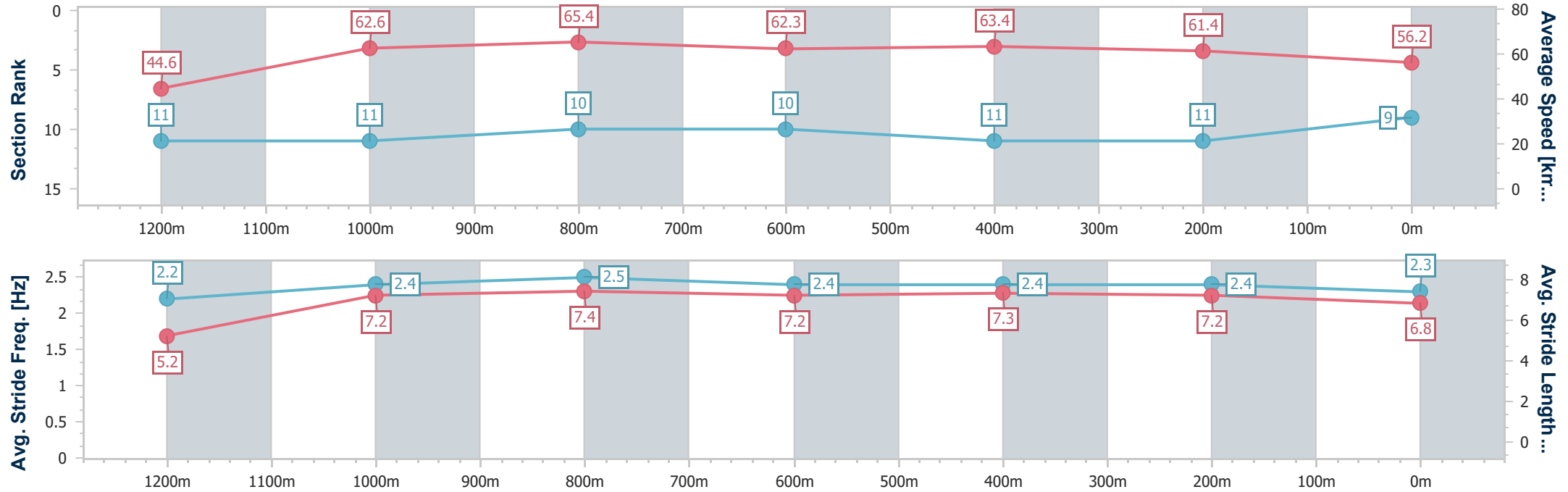
Horse/Jockey Name	Bankonajet
Final Rank	9
Fastest Section Time (Section)	0:08.12 (Overall)
Top Speed [km/h] (Section)	67.2 (1000m)
Race State	Finished



Rockhampton QLD Professional  
Race 9: Callaghan Park Winter Racing Carnival RATINGS  
BAND 0 - 55 Handicap - 1300m  
30 June 2024 - 15:50  
Track Rating: Soft 7, Weather: Overcast, Rail Position: +0.5m



Section	Overall	1200m	1000m	800m	600m	400m	200m						
Section Times	1:18.26 [9] (0:08.12)	1:10.14 [11] (0:11.50)	0:58.64 [11] (0:10.95)	0:47.69 [10] (0:11.77)	0:35.92 [10] (0:11.37)	0:24.55 [11] (0:11.73)	0:12.82 [11] (0:12.82)						
Average Speed [km/h]	44.6	62.6	65.4	62.3	63.4	61.4	56.2						
Top Speed [km/h]	62.1	66.0	67.2	63.6	64.7	63.1	59.4						
Avg. Dist. to Rail [m]	8.7	1.0	1.2	2.2	2.9	4.1	6.0						
Avg. Stride Freq. [Hz]	2.2	2.4	2.5	2.4	2.4	2.4	2.3						
Avg. Stride Length [m]	5.2	7.2	7.4	7.2	7.3	7.2	6.8						





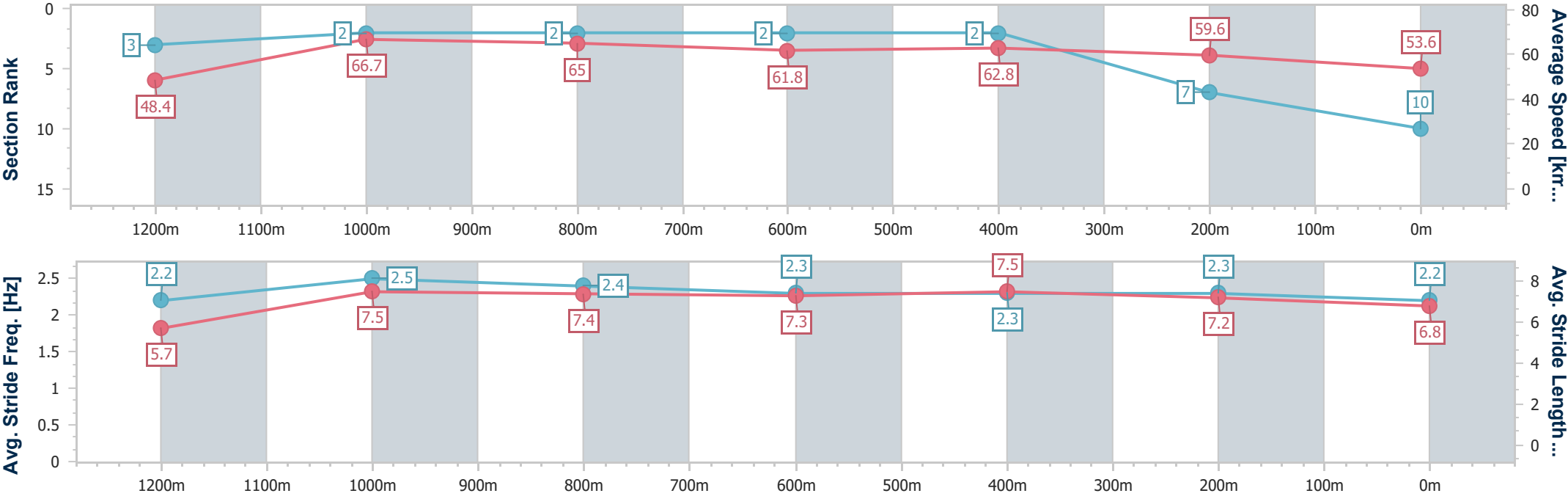
Horse/Jockey Name	Toy Blaze
Final Rank	10
Fastest Section Time (Section)	0:07.49 (Overall)
Top Speed [km/h] (Section)	67.7 (1200m)
Race State	Finished



Rockhampton QLD Professional  
Race 9: Callaghan Park Winter Racing Carnival RATINGS  
BAND 0 - 55 Handicap - 1300m  
30 June 2024 - 15:50  
Track Rating: Soft 7, Weather: Overcast, Rail Position: +0.5m



Section	Overall	1200m	1000m	800m	600m	400m	200m						
Section Times	1:18.30 [10] (0:07.49)	1:10.81 [3] (0:10.86)	0:59.95 [2] (0:11.09)	0:48.86 [2] (0:11.89)	0:36.97 [2] (0:11.48)	0:25.49 [2] (0:12.07)	0:13.42 [7] (0:13.42)						
Average Speed [km/h]	48.4	66.7	65.0	61.8	62.8	59.6	53.6						
Top Speed [km/h]	64.4	67.7	66.9	63.3	63.7	62.1	57.3						
Avg. Dist. to Rail [m]	13.5	4.3	0.8	2.3	2.8	3.0	4.1						
Avg. Stride Freq. [Hz]	2.2	2.5	2.4	2.3	2.3	2.3	2.2						
Avg. Stride Length [m]	5.7	7.5	7.4	7.3	7.5	7.2	6.8						





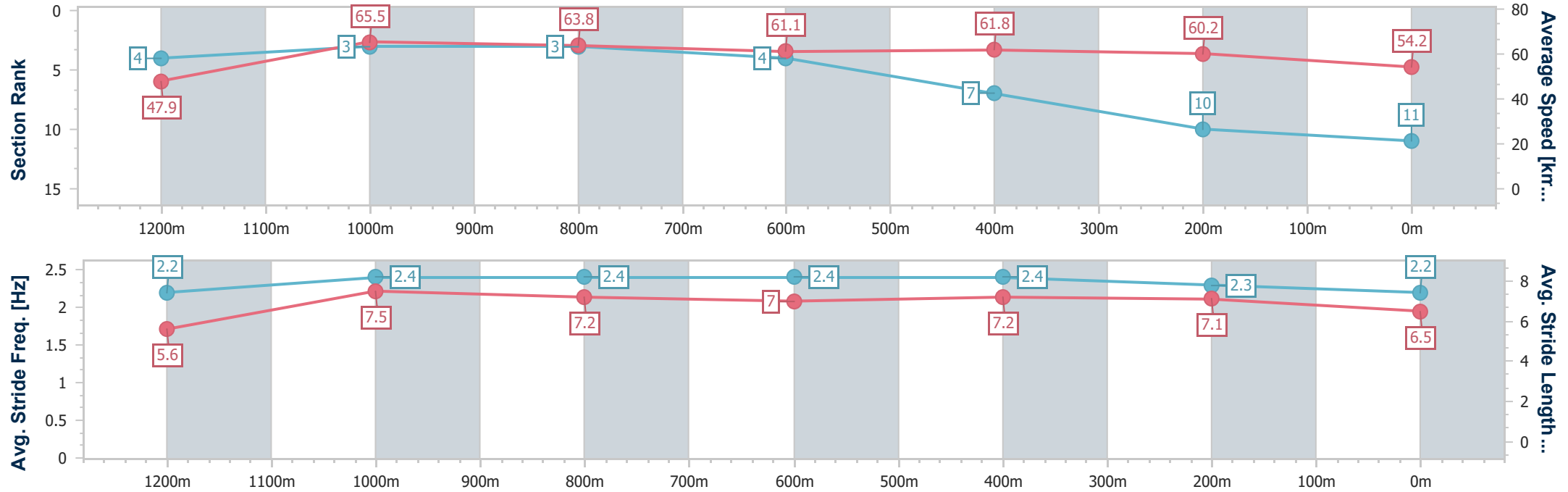
Horse/Jockey Name	Nouverre Fille
Final Rank	11
Fastest Section Time (Section)	0:07.53 (Overall)
Top Speed [km/h] (Section)	67.2 (1200m)
Race State	Finished



Rockhampton QLD Professional  
Race 9: Callaghan Park Winter Racing Carnival RATINGS  
BAND 0 - 55 Handicap - 1300m  
30 June 2024 - 15:50  
Track Rating: Soft 7, Weather: Overcast, Rail Position: +0.5m



Section	Overall	1200m	1000m	800m	600m	400m	200m						
Section Times	1:18.42 [11] (0:07.53)	1:10.89 [4] (0:10.97)	0:59.92 [3] (0:11.19)	0:48.73 [3] (0:11.82)	0:36.91 [4] (0:11.68)	0:25.23 [7] (0:11.95)	0:13.28 [10] (0:13.28)						
Average Speed [km/h]	47.9	65.5	63.8	61.1	61.8	60.2	54.2						
Top Speed [km/h]	62.3	67.2	65.9	63.6	62.6	62.9	57.3						
Avg. Dist. to Rail [m]	2.7	1.0	1.5	0.6	1.9	2.2	2.3						
Avg. Stride Freq. [Hz]	2.2	2.4	2.4	2.4	2.4	2.3	2.2						
Avg. Stride Length [m]	5.6	7.5	7.2	7.0	7.2	7.1	6.5						





# Rockhampton QLD Professional

## Race 10: TAB TATTERSALLS GOLD CUP OPEN Handicap - 1600m

30 June 2024 - 16:25



Track Rating: Soft 7, Weather: Overcast, Rail Position: +0.5m

Section		Field Times				Overall	1400m	1200m	1000m	800m	600m	400m	Last 600m	
						1:35.09 (0:12.79)	1:22.30 (0:10.64)	1:11.66 (0:11.39)	1:00.27 (0:12.20)	0:48.07 (0:12.41)	0:35.66 (0:11.75)	0:23.91 (0:11.81)	0:35.66	
Rank	TAB	Horse/Jockey	Barrier	Top Speed [km/h]	Fastest Section									Distance Travelled [m]
1	11	UNDER THE CAP	3	66.9	0:10.93	1:35.09 [1]	1:21.92 [7]	1:10.99 [7]	0:59.48 [7]	0:47.36 [7]	0:35.06 [7]	0:23.55 [6]	0:35.06	
		Cody Collis		1400m	1400m	(0:13.17)	(0:10.93)	(0:11.51)	(0:12.12)	(0:12.30)	(0:11.51)	(0:11.49)		
2	4	SUNFALL	5	68.1	0:10.77	1:35.29 [2]	1:22.28 [5]	1:11.51 [5]	1:00.02 [4]	0:47.89 [4]	0:35.49 [4]	0:23.87 [4]	0:35.49 +6	
		Tasha Chambers		1400m	1400m	(0:13.01)	(0:10.77)	(0:11.49)	(0:12.13)	(0:12.40)	(0:11.62)	(0:11.57)		
3	2	ALCYONE	15	66.3	0:10.99	1:35.50 [3]	1:22.12 [9]	1:11.13 [9]	0:59.57 [8]	0:47.62 [8]	0:35.38 [8]	0:23.95 [7]	0:35.38 +6	
		Justin Stanley		1400m	1400m	(0:13.38)	(0:10.99)	(0:11.56)	(0:11.95)	(0:12.24)	(0:11.43)	(0:11.65)		
4	15	MOENAVE	10	66.6	0:10.98	1:35.56 [4]	1:22.19 [8]	1:11.21 [8]	0:59.61 [9]	0:47.60 [9]	0:35.11 [11]	0:23.76 [9]	0:35.11 +2	
		Tahlia Fenlon		1400m	1400m	(0:13.37)	(0:10.98)	(0:11.60)	(0:12.01)	(0:12.49)	(0:11.35)	(0:11.54)		
5	16	PHOENIX FLYER	16	65.9	0:11.08	1:35.61 [5]	1:22.03 [10]	1:10.95 [10]	0:59.45 [10]	0:47.53 [10]	0:35.17 [10]	0:23.72 [10]	0:35.17 +1	
		Karl Zechner		1200m	1400m	(0:13.58)	(0:11.08)	(0:11.50)	(0:11.92)	(0:12.36)	(0:11.45)	(0:11.56)		
6	14	LE HEROS	8	68.9	0:10.64	1:35.63 [6]	1:22.84 [1]	1:12.20 [1]	1:00.81 [1]	0:48.61 [1]	0:36.20 [1]	0:24.45 [1]	0:36.20 +1	
		Warwick Satherley		1400m	1400m	(0:12.79)	(0:10.64)	(0:11.39)	(0:12.20)	(0:12.41)	(0:11.75)	(0:11.87)		
7	8	MAJOR ARTIE	14	66.6	0:10.97	1:35.94 [7]	1:22.84 [6]	1:11.87 [6]	1:00.35 [6]	0:48.23 [6]	0:36.00 [6]	0:24.49 [5]	0:36.00 +6	
		Nathan Thomas		1400m	1400m	(0:13.10)	(0:10.97)	(0:11.52)	(0:12.12)	(0:12.23)	(0:11.51)	(0:11.76)		
8	5	SOUTHERN STOCK	2	64.2	0:11.29	1:36.01 [8]	1:21.98 [13]	1:10.69 [13]	0:59.28 [13]	0:47.66 [13]	0:35.40 [12]	0:23.82 [12]	0:35.40 +4	
		Corey Bayliss		1400m	1400m	(0:14.03)	(0:11.29)	(0:11.41)	(0:11.62)	(0:12.26)	(0:11.58)	(0:11.58)		
9	1	NAMAZU	6	68.2	0:10.71	1:36.15 [9]	1:23.26 [3]	1:12.55 [3]	1:00.97 [3]	0:48.88 [3]	0:36.55 [3]	0:24.74 [3]	0:36.55 -8	
		Ashley Butler		1400m	1400m	(0:12.89)	(0:10.71)	(0:11.58)	(0:12.09)	(0:12.33)	(0:11.81)	(0:11.93)		
10	10	O'MUDGEE	1	67.9	0:10.77	1:36.17 [10]	1:23.25 [4]	1:12.48 [4]	1:00.89 [5]	0:48.66 [5]	0:36.31 [5]	0:24.52 [8]	0:36.31 -3	
		Melea Castle		1400m	1400m	(0:12.92)	(0:10.77)	(0:11.59)	(0:12.23)	(0:12.35)	(0:11.79)	(0:11.83)		

Scratched: Awol (#13), Savoury (#12), Hollywood North (#7)

Report Created: Sun 30 June 2024 16:44 GMT+10 (Note: Timing is based on position data)

Page 1/17

[ ] Ranking at each section and finish  
-:-:- No data available at this section  
NA No data available

SCN Saddle cloth number  
DNF Did not finish  
DNT Did not track

data processed by  TRIPLESDATA



# Rockhampton QLD Professional

## Race 10: TAB TATTERSALLS GOLD CUP OPEN Handicap - 1600m

30 June 2024 - 16:25



Track Rating: Soft 7, Weather: Overcast, Rail Position: +0.5m

Section						Overall	1400m	1200m	1000m	800m	600m	400m	Last 600m	
Field Times						1:35.09 (0:12.79)	1:22.30 (0:10.64)	1:11.66 (0:11.39)	1:00.27 (0:12.20)	0:48.07 (0:12.41)	0:35.66 (0:11.75)	0:23.91 (0:11.81)	0:35.66	
Rank	TAB	Horse/Jockey	Barrier	Top Speed [km/h]	Fastest Section									Distance Travelled [m]
11	9	ENUFF HE SAID	7	69.0	0:10.64	1:36.76 [11]	1:23.90 [2]	1:13.26 [2]	1:01.86 [2]	0:49.69 [2]	0:37.31 [2]	0:25.56 [2]	0:37.31	+5
		Samantha Collett		1400m	1400m	(0:12.86)	(0:10.64)	(0:11.40)	(0:12.17)	(0:12.38)	(0:11.75)	(0:11.99)		
12	3	SAVVY LEGEND	13	66.2	0:10.97	1:37.35 [12]	1:23.48 [12]	1:12.51 [11]	1:01.09 [11]	0:49.22 [11]	0:36.94 [9]	0:25.36 [11]	0:36.94	+2
		Ryan Wiggins		1400m	1400m	(0:13.87)	(0:10.97)	(0:11.42)	(0:11.87)	(0:12.28)	(0:11.58)	(0:11.87)		
13	6	THE DRILLER	11	65.1	0:11.17	1:38.15 [13]	1:24.33 [11]	1:13.16 [12]	1:01.69 [12]	0:49.84 [12]	0:37.16 [13]	0:25.46 [13]	0:37.16	+4
		Sean Cormack		1400m	1400m	(0:13.82)	(0:11.17)	(0:11.47)	(0:11.85)	(0:12.68)	(0:11.70)	(0:11.90)		

Scratched: Awol (#13), Savoury (#12), Hollywood North (#7)



# Rockhampton QLD Professional

## Race 10: TAB TATTERSALLS GOLD CUP OPEN Handicap - 1600m

30 June 2024 - 16:25



Track Rating: Soft 7, Weather: Overcast, Rail Position: +0.5m

Section Field Times				200m 0:12.10 (0:12.10)				Last 600m 0:35.66	
Rank	TAB	Horse/Jockey	Barrier	Top Speed [km/h]	Fastest Section	Margin		Distance Travelled [m]	
1	11	UNDER THE CAP	3	66.9	0:10.93	0:12.06 [2]	1:35.09	0:35.06	
		Cody Collis		1400m	1400m	(0:12.06)			
2	4	SUNFALL	5	68.1	0:10.77	0:12.30 [1]	1.2L	0:35.49	+6
		Tasha Chambers		1400m	1400m	(0:12.30)			
3	2	ALCYONE	15	66.3	0:10.99	0:12.30 [5]	2.46L	0:35.38	+6
		Justin Stanley		1400m	1400m	(0:12.30)			
4	15	MOENAVE	10	66.6	0:10.98	0:12.22 [8]	2.76L	0:35.11	+2
		Tahlia Fenlon		1400m	1400m	(0:12.22)			
5	16	PHOENIX FLYER	16	65.9	0:11.08	0:12.16 [9]	3.07L	0:35.17	+1
		Karl Zechner		1200m	1400m	(0:12.16)			
6	14	LE HEROS	8	68.9	0:10.64	0:12.58 [3]	3.19L	0:36.20	+1
		Warwick Satherley		1400m	1400m	(0:12.58)			
7	8	MAJOR ARTIE	14	66.6	0:10.97	0:12.73 [6]	5L	0:36.00	+6
		Nathan Thomas		1400m	1400m	(0:12.73)			
8	5	SOUTHERN STOCK	2	64.2	0:11.29	0:12.24 [11]	5.43L	0:35.40	+4
		Corey Bayliss		1400m	1400m	(0:12.24)			
9	1	NAMAZU	6	68.2	0:10.71	0:12.81 [7]	6.28L	0:36.55	-8
		Ashley Butler		1400m	1400m	(0:12.81)			
10	10	O'MUDGEE	1	67.9	0:10.77	0:12.69 [10]	6.38L	0:36.31	-3
		Melea Castle		1400m	1400m	(0:12.69)			

Scratched: Awol (#13), Savoury (#12), Hollywood North (#7)

Report Created: Sun 30 June 2024 16:44 GMT+10 (Note: Timing is based on position data)

Page 3/17

[ ] Ranking at each section and finish  
-:-:- No data available at this section  
NA No data available

SCN Saddle cloth number  
DNF Did not finish  
DNT Did not track

data processed by  TRIPLESDATA



Rockhampton QLD Professional  
Race 10: TAB TATTERSALLS GOLD CUP OPEN Handicap - 1600m  
30 June 2024 - 16:25



Track Rating: Soft 7, Weather: Overcast, Rail Position: +0.5m

Section		200m					Last 600m		
Field Times		0:12.10 (0:12.10)					0:35.66		
Rank	TAB	Horse/Jockey	Barrier	Top Speed [km/h]	Fastest Section	Margin		Distance Travelled [m]	
11	9	ENUFF HE SAID	7	69.0	0:10.64	0:13.57 [4]	9.85L	0:37.31	+5
		Samantha Collett		1400m	1400m	(0:13.57)			
12	3	SAVVY LEGEND	13	66.2	0:10.97	0:13.49 [12]	13.31L	0:36.94	+2
		Ryan Wiggins		1400m	1400m	(0:13.49)			
13	6	THE DRILLER	11	65.1	0:11.17	0:13.56 [13]	18.01L	0:37.16	+4
		Sean Cormack		1400m	1400m	(0:13.56)			

Scratched: Awol (#13), Savoury (#12), Hollywood North (#7)





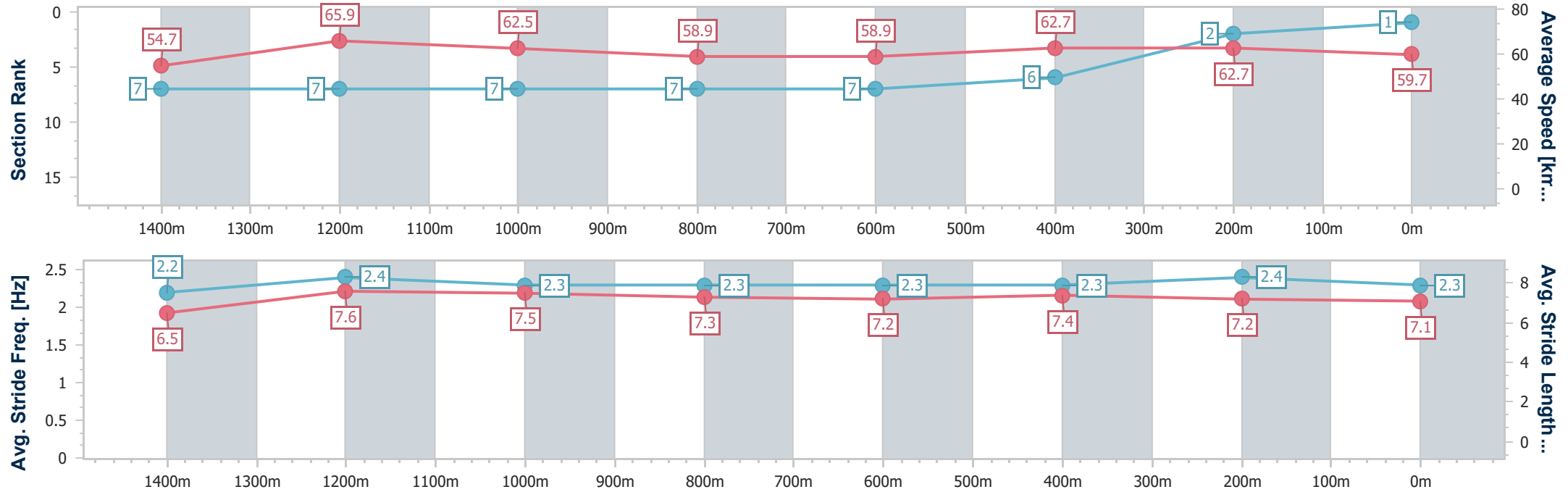
Horse/Jockey Name	Under The Cap
Final Rank	1
Fastest Section Time (Section)	0:10.93 (1400m)
Top Speed [km/h] (Section)	66.9 (1400m)
Race State	Finished



Rockhampton QLD Professional  
Race 10: TAB TATTERSALLS GOLD CUP OPEN Handicap - 1600m  
30 June 2024 - 16:25  
Track Rating: Soft 7, Weather: Overcast, Rail Position: +0.5m



Section	Overall	1400m	1200m	1000m	800m	600m	400m	200m					
Section Times	1:35.09 [1] (0:13.17)	1:21.92 [7] (0:10.93)	1:10.99 [7] (0:11.51)	0:59.48 [7] (0:12.12)	0:47.36 [7] (0:12.30)	0:35.06 [7] (0:11.51)	0:23.55 [6] (0:11.49)	0:12.06 [2] (0:12.06)					
Average Speed [km/h]	54.7	65.9	62.5	58.9	58.9	62.7	62.7	59.7					
Top Speed [km/h]	65.9	66.9	65.4	61.2	61.7	63.9	63.6	62.6					
Avg. Dist. to Rail [m]	1.1	1.2	1.3	1.5	1.1	3.4	4.7	6.6					
Avg. Stride Freq. [Hz]	2.2	2.4	2.3	2.3	2.3	2.3	2.4	2.3					
Avg. Stride Length [m]	6.5	7.6	7.5	7.3	7.2	7.4	7.2	7.1					





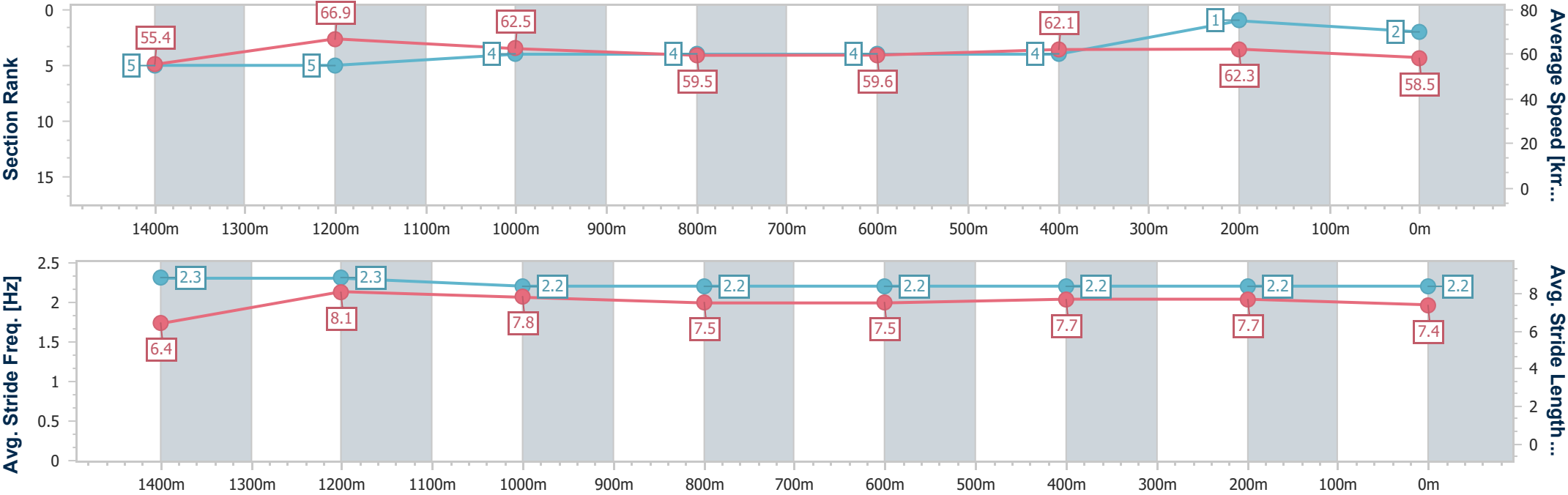
Horse/Jockey Name	Sunfall
Final Rank	2
Fastest Section Time (Section)	0:10.77 (1400m)
Top Speed [km/h] (Section)	68.1 (1400m)
Race State	Finished



Rockhampton QLD Professional  
Race 10: TAB TATTERSALLS GOLD CUP OPEN Handicap - 1600m  
30 June 2024 - 16:25  
Track Rating: Soft 7, Weather: Overcast, Rail Position: +0.5m



Section	Overall	1400m	1200m	1000m	800m	600m	400m	200m					
Section Times	1:35.29 [2] (0:13.01)	1:22.28 [5] (0:10.77)	1:11.51 [5] (0:11.49)	1:00.02 [4] (0:12.13)	0:47.89 [4] (0:12.40)	0:35.49 [4] (0:11.62)	0:23.87 [4] (0:11.57)	0:12.30 [1] (0:12.30)					
Average Speed [km/h]	55.4	66.9	62.5	59.5	59.6	62.1	62.3	58.5					
Top Speed [km/h]	66.6	68.1	64.7	61.6	60.9	63.4	63.6	60.5					
Avg. Dist. to Rail [m]	1.6	1.2	1.5	0.6	3.2	3.7	4.7	5.6					
Avg. Stride Freq. [Hz]	2.3	2.3	2.2	2.2	2.2	2.2	2.2	2.2					
Avg. Stride Length [m]	6.4	8.1	7.8	7.5	7.5	7.7	7.7	7.4					





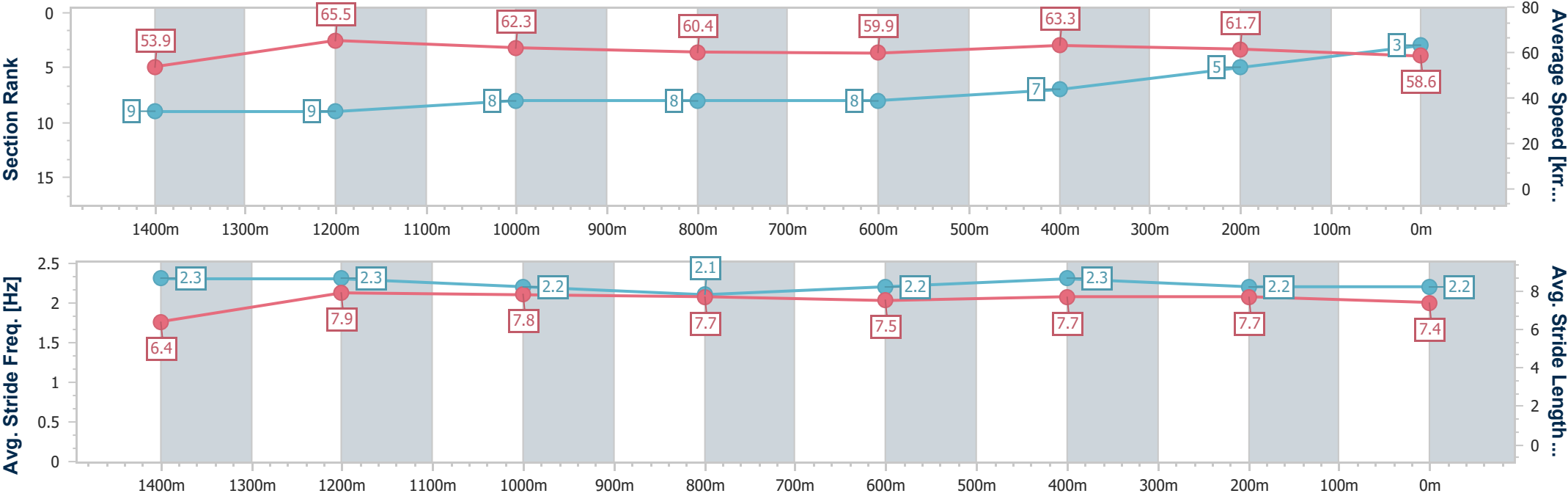
Horse/Jockey Name	Alcyone
Final Rank	3
Fastest Section Time (Section)	0:10.99 (1400m)
Top Speed [km/h] (Section)	66.3 (1400m)
Race State	Finished



Rockhampton QLD Professional  
Race 10: TAB TATTERSALLS GOLD CUP OPEN Handicap - 1600m  
30 June 2024 - 16:25  
Track Rating: Soft 7, Weather: Overcast, Rail Position: +0.5m



Section	Overall	1400m	1200m	1000m	800m	600m	400m	200m					
Section Times	1:35.50 [3] (0:13.38)	1:22.12 [9] (0:10.99)	1:11.13 [9] (0:11.56)	0:59.57 [8] (0:11.95)	0:47.62 [8] (0:12.24)	0:35.38 [8] (0:11.43)	0:23.95 [7] (0:11.65)	0:12.30 [5] (0:12.30)					
Average Speed [km/h]	53.9	65.5	62.3	60.4	59.9	63.3	61.7	58.6					
Top Speed [km/h]	64.4	66.3	65.7	62.4	62.5	64.2	62.9	60.9					
Avg. Dist. to Rail [m]	7.4	0.4	0.3	0.6	2.5	5.7	7.2	8.8					
Avg. Stride Freq. [Hz]	2.3	2.3	2.2	2.1	2.2	2.3	2.2	2.2					
Avg. Stride Length [m]	6.4	7.9	7.8	7.7	7.5	7.7	7.7	7.4					





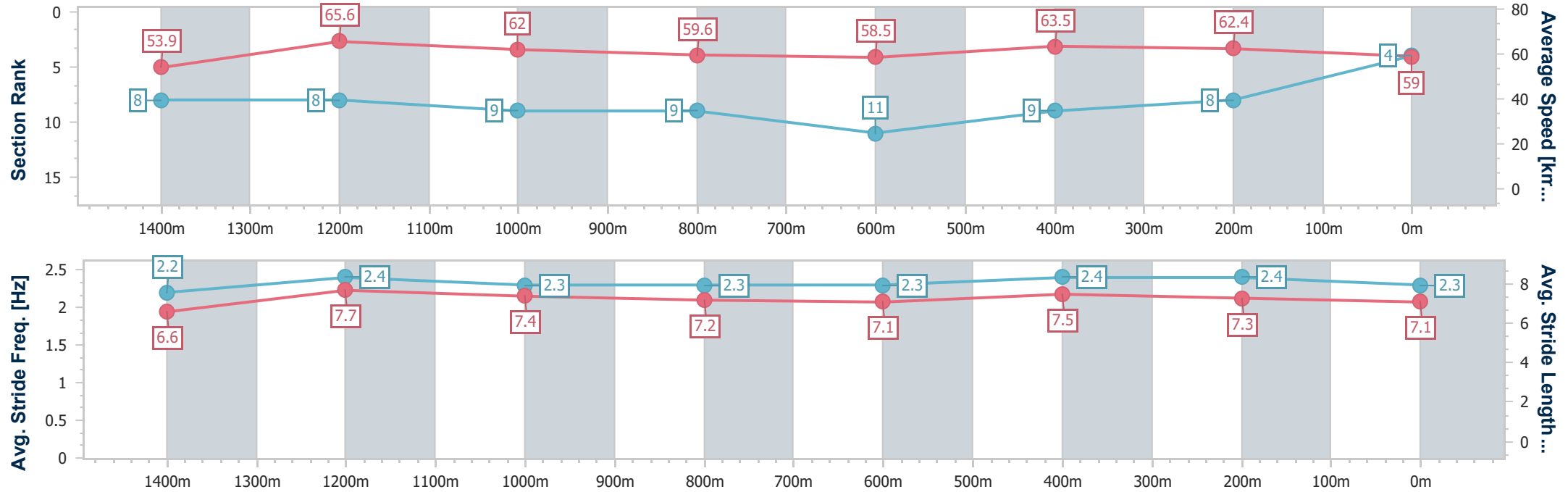
Horse/Jockey Name	Moenave
Final Rank	4
Fastest Section Time (Section)	0:10.98 (1400m)
Top Speed [km/h] (Section)	66.6 (1400m)
Race State	Finished



Rockhampton QLD Professional  
Race 10: TAB TATTERSALLS GOLD CUP OPEN Handicap - 1600m  
30 June 2024 - 16:25  
Track Rating: Soft 7, Weather: Overcast, Rail Position: +0.5m



Section	Overall	1400m	1200m	1000m	800m	600m	400m	200m					
Section Times	1:35.56 [4] (0:13.37)	1:22.19 [8] (0:10.98)	1:11.21 [8] (0:11.60)	0:59.61 [9] (0:12.01)	0:47.60 [9] (0:12.49)	0:35.11 [11] (0:11.35)	0:23.76 [9] (0:11.54)	0:12.22 [8] (0:12.22)					
Average Speed [km/h]	53.9	65.6	62.0	59.6	58.5	63.5	62.4	59.0					
Top Speed [km/h]	65.6	66.6	66.0	61.9	60.6	64.7	64.3	61.4					
Avg. Dist. to Rail [m]	3.8	1.1	1.3	0.8	1.8	4.3	8.0	10.1					
Avg. Stride Freq. [Hz]	2.2	2.4	2.3	2.3	2.3	2.4	2.4	2.3					
Avg. Stride Length [m]	6.6	7.7	7.4	7.2	7.1	7.5	7.3	7.1					





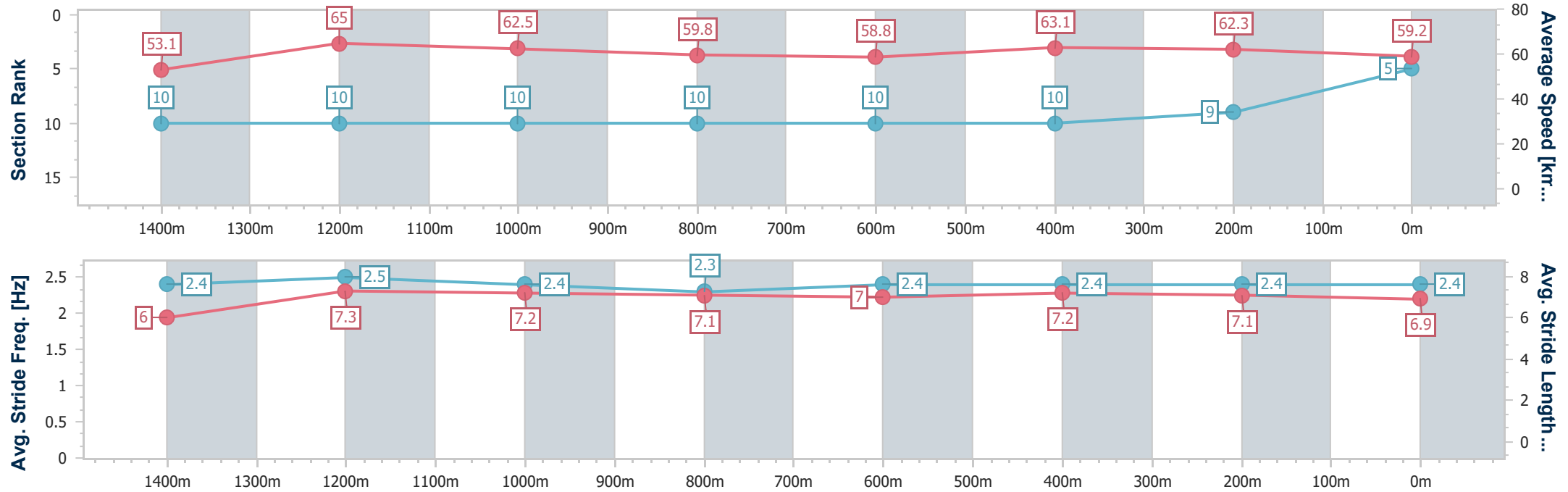
Horse/Jockey Name	Phoenix Flyer
Final Rank	5
Fastest Section Time (Section)	0:11.08 (1400m)
Top Speed [km/h] (Section)	65.9 (1200m)
Race State	Finished



Rockhampton QLD Professional  
Race 10: TAB TATTERSALLS GOLD CUP OPEN Handicap - 1600m  
30 June 2024 - 16:25  
Track Rating: Soft 7, Weather: Overcast, Rail Position: +0.5m



Section	Overall	1400m	1200m	1000m	800m	600m	400m	200m					
Section Times	1:35.61 [5] (0:13.58)	1:22.03 [10] (0:11.08)	1:10.95 [10] (0:11.50)	0:59.45 [10] (0:11.92)	0:47.53 [10] (0:12.36)	0:35.17 [10] (0:11.45)	0:23.72 [10] (0:11.56)	0:12.16 [9] (0:12.16)					
Average Speed [km/h]	53.1	65.0	62.5	59.8	58.8	63.1	62.3	59.2					
Top Speed [km/h]	64.5	65.8	65.9	60.9	60.7	65.9	63.4	63.5					
Avg. Dist. to Rail [m]	7.0	1.2	1.6	1.7	1.2	4.4	5.6	6.6					
Avg. Stride Freq. [Hz]	2.4	2.5	2.4	2.3	2.4	2.4	2.4	2.4					
Avg. Stride Length [m]	6.0	7.3	7.2	7.1	7.0	7.2	7.1	6.9					





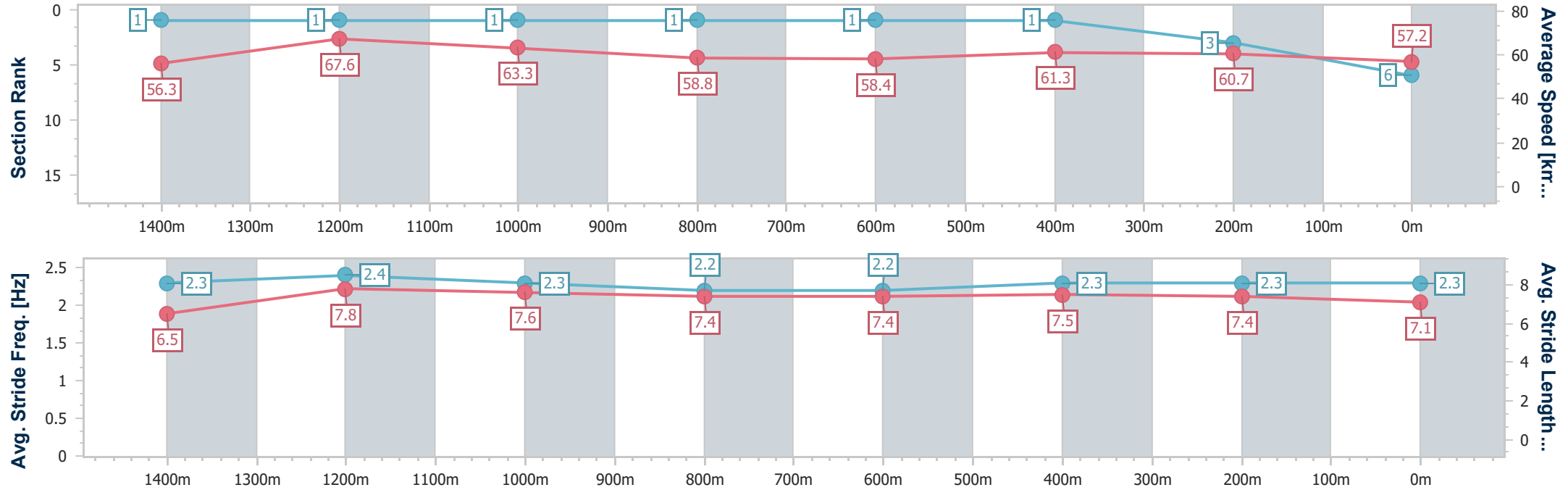
Horse/Jockey Name	Le Heros
Final Rank	6
Fastest Section Time (Section)	0:10.64 (1400m)
Top Speed [km/h] (Section)	68.9 (1400m)
Race State	Finished



Rockhampton QLD Professional  
Race 10: TAB TATTERSALLS GOLD CUP OPEN Handicap - 1600m  
30 June 2024 - 16:25  
Track Rating: Soft 7, Weather: Overcast, Rail Position: +0.5m



Section	Overall	1400m	1200m	1000m	800m	600m	400m	200m					
Section Times	1:35.63 [6] (0:12.79)	1:22.84 [1] (0:10.64)	1:12.20 [1] (0:11.39)	1:00.81 [1] (0:12.20)	0:48.61 [1] (0:12.41)	0:36.20 [1] (0:11.75)	0:24.45 [1] (0:11.87)	0:12.58 [3] (0:12.58)					
Average Speed [km/h]	56.3	67.6	63.3	58.8	58.4	61.3	60.7	57.2					
Top Speed [km/h]	68.6	68.9	66.4	60.0	59.1	62.9	62.6	59.7					
Avg. Dist. to Rail [m]	4.7	2.9	0.7	0.6	1.0	2.2	2.6	2.9					
Avg. Stride Freq. [Hz]	2.3	2.4	2.3	2.2	2.2	2.3	2.3	2.3					
Avg. Stride Length [m]	6.5	7.8	7.6	7.4	7.4	7.5	7.4	7.1					





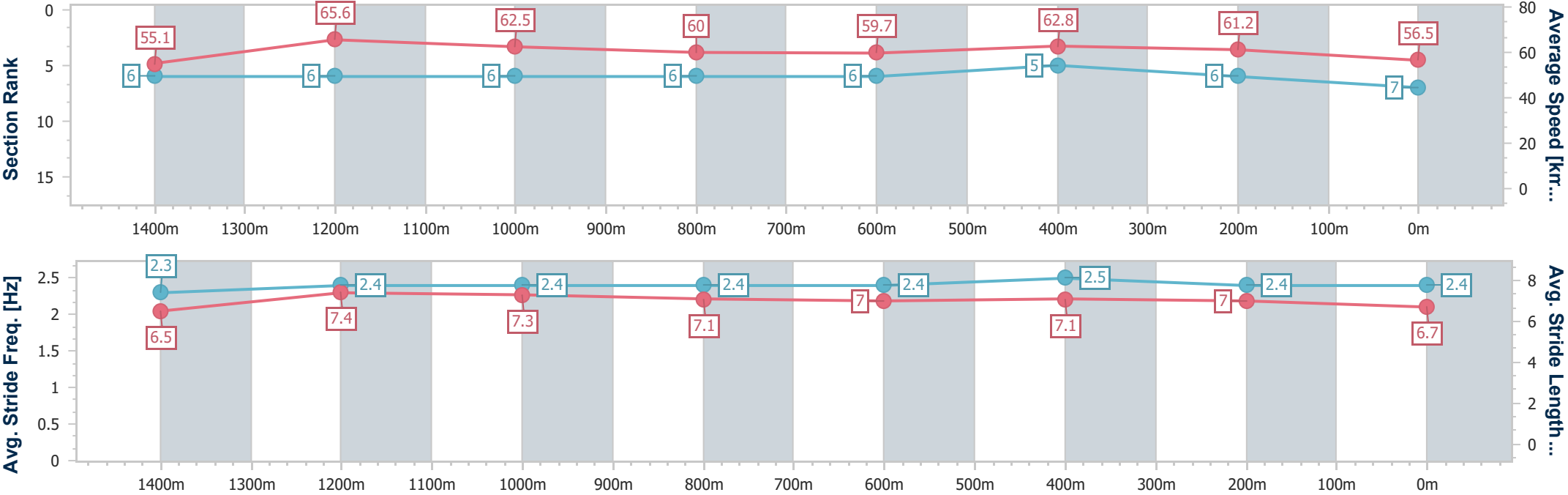
Horse/Jockey Name	Major Artie
Final Rank	7
Fastest Section Time (Section)	0:10.97 (1400m)
Top Speed [km/h] (Section)	66.6 (1400m)
Race State	Finished



Rockhampton QLD Professional  
Race 10: TAB TATTERSALLS GOLD CUP OPEN Handicap - 1600m  
30 June 2024 - 16:25  
Track Rating: Soft 7, Weather: Overcast, Rail Position: +0.5m



Section	Overall	1400m	1200m	1000m	800m	600m	400m	200m					
Section Times	1:35.94 [7] (0:13.10)	1:22.84 [6] (0:10.97)	1:11.87 [6] (0:11.52)	1:00.35 [6] (0:12.12)	0:48.23 [6] (0:12.23)	0:36.00 [6] (0:11.51)	0:24.49 [5] (0:11.76)	0:12.73 [6] (0:12.73)					
Average Speed [km/h]	55.1	65.6	62.5	60.0	59.7	62.8	61.2	56.5					
Top Speed [km/h]	65.0	66.6	65.8	62.4	62.6	63.8	63.4	59.3					
Avg. Dist. to Rail [m]	6.6	0.4	0.8	1.8	1.9	4.4	5.9	7.0					
Avg. Stride Freq. [Hz]	2.3	2.4	2.4	2.4	2.4	2.5	2.4	2.4					
Avg. Stride Length [m]	6.5	7.4	7.3	7.1	7.0	7.1	7.0	6.7					





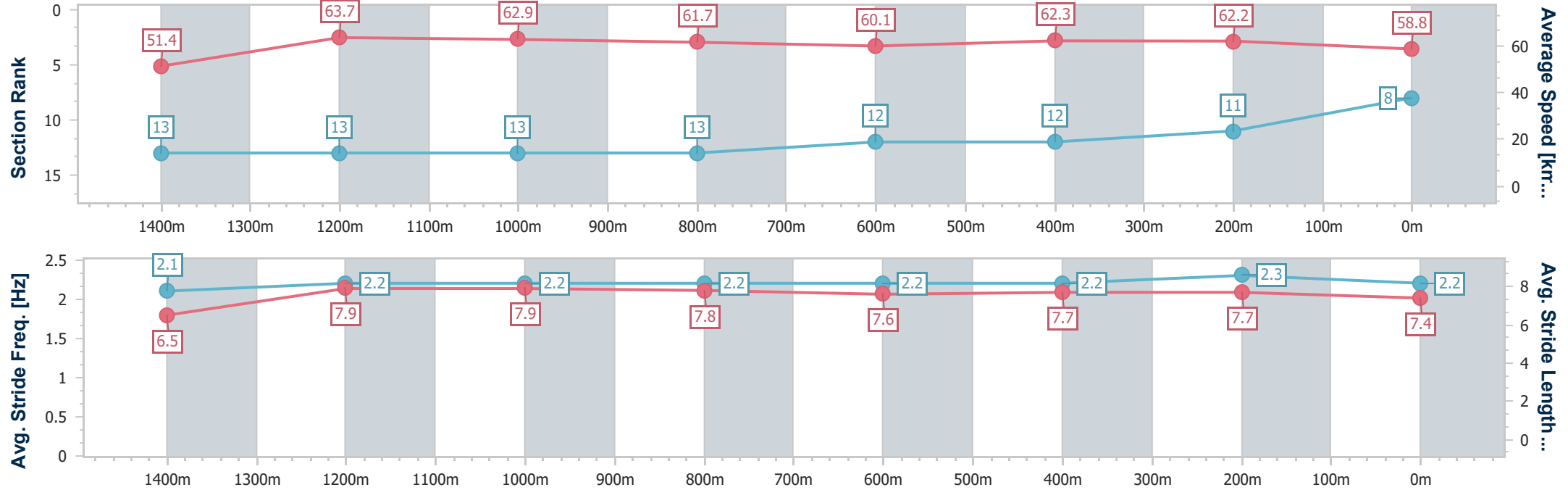
Horse/Jockey Name	Southern Stock
Final Rank	8
Fastest Section Time (Section)	0:11.29 (1400m)
Top Speed [km/h] (Section)	64.2 (1400m)
Race State	Finished



Rockhampton QLD Professional  
Race 10: TAB TATTERSALLS GOLD CUP OPEN Handicap - 1600m  
30 June 2024 - 16:25  
Track Rating: Soft 7, Weather: Overcast, Rail Position: +0.5m



Section	Overall	1400m	1200m	1000m	800m	600m	400m	200m					
Section Times	1:36.01 [8] (0:14.03)	1:21.98 [13] (0:11.29)	1:10.69 [13] (0:11.41)	0:59.28 [13] (0:11.62)	0:47.66 [13] (0:12.26)	0:35.40 [12] (0:11.58)	0:23.82 [12] (0:11.58)	0:12.24 [11] (0:12.24)					
Average Speed [km/h]	51.4	63.7	62.9	61.7	60.1	62.3	62.2	58.8					
Top Speed [km/h]	63.6	64.2	63.8	62.7	61.1	62.8	62.8	61.3					
Avg. Dist. to Rail [m]	1.4	1.9	2.0	1.0	2.7	6.0	8.4	9.2					
Avg. Stride Freq. [Hz]	2.1	2.2	2.2	2.2	2.2	2.2	2.3	2.2					
Avg. Stride Length [m]	6.5	7.9	7.9	7.8	7.6	7.7	7.7	7.4					







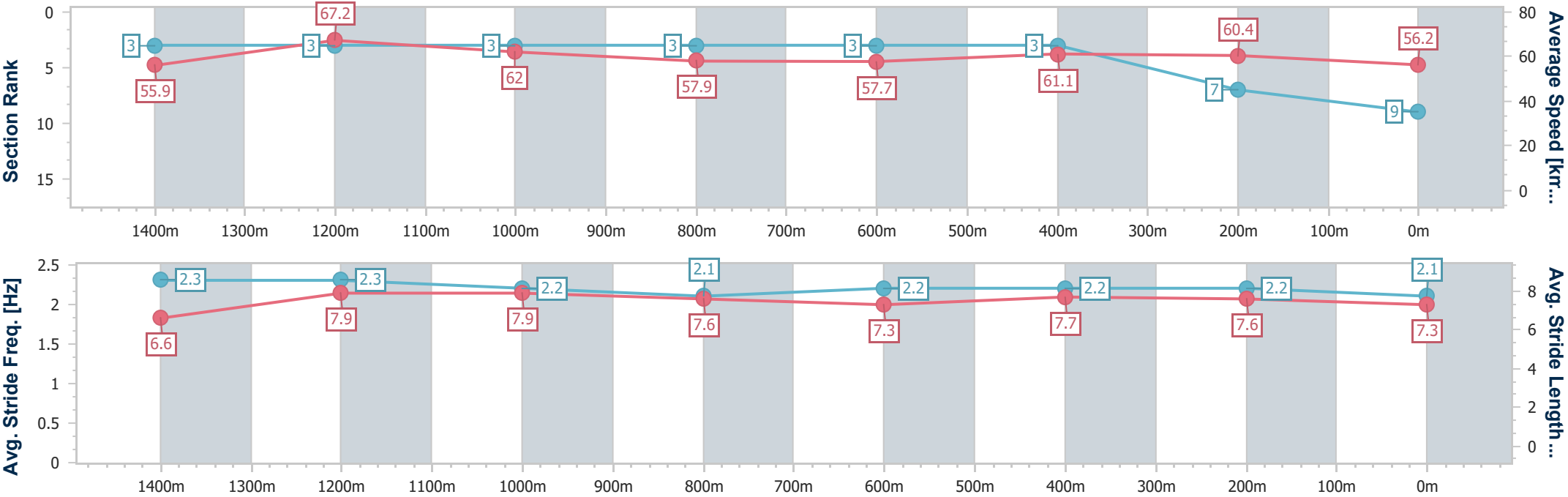
Horse/Jockey Name	Namazu
Final Rank	9
Fastest Section Time (Section)	0:10.71 (1400m)
Top Speed [km/h] (Section)	68.2 (1400m)
Race State	Finished



Rockhampton QLD Professional  
Race 10: TAB TATTERSALLS GOLD CUP OPEN Handicap - 1600m  
30 June 2024 - 16:25  
Track Rating: Soft 7, Weather: Overcast, Rail Position: +0.5m



Section	Overall	1400m	1200m	1000m	800m	600m	400m	200m					
Section Times	1:36.15 [9] (0:12.89)	1:23.26 [3] (0:10.71)	1:12.55 [3] (0:11.58)	1:00.97 [3] (0:12.09)	0:48.88 [3] (0:12.33)	0:36.55 [3] (0:11.81)	0:24.74 [3] (0:11.93)	0:12.81 [7] (0:12.81)					
Average Speed [km/h]	55.9	67.2	62.0	57.9	57.7	61.1	60.4	56.2					
Top Speed [km/h]	66.2	68.2	65.9	59.7	59.3	62.7	62.2	58.6					
Avg. Dist. to Rail [m]	2.3	0.9	3.2	4.6	2.1	1.8	2.0	3.1					
Avg. Stride Freq. [Hz]	2.3	2.3	2.2	2.1	2.2	2.2	2.2	2.1					
Avg. Stride Length [m]	6.6	7.9	7.9	7.6	7.3	7.7	7.6	7.3					



[ ] Ranking at each section and finish  
-.-.- No data available at this section  
NA No data available



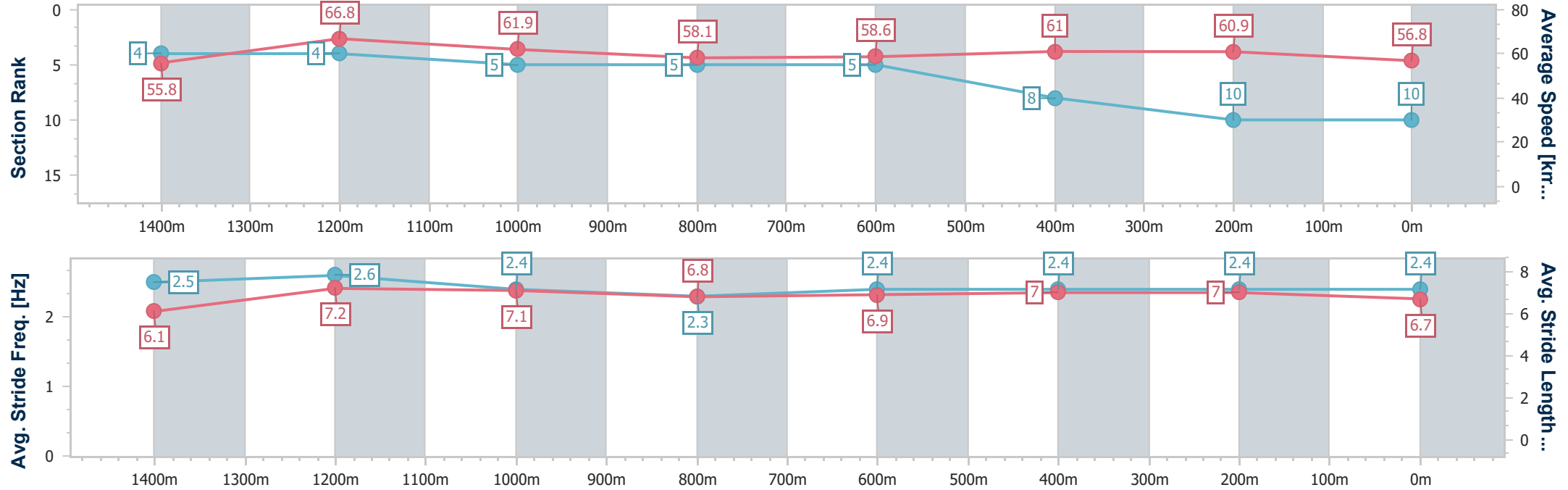
Horse/Jockey Name	O'mudgee
Final Rank	10
Fastest Section Time (Section)	0:10.77 (1400m)
Top Speed [km/h] (Section)	67.9 (1400m)
Race State	Finished



Rockhampton QLD Professional  
Race 10: TAB TATTERSALLS GOLD CUP OPEN Handicap - 1600m  
30 June 2024 - 16:25  
Track Rating: Soft 7, Weather: Overcast, Rail Position: +0.5m



Section	Overall	1400m	1200m	1000m	800m	600m	400m	200m					
Section Times	1:36.17 [10] (0:12.92)	1:23.25 [4] (0:10.77)	1:12.48 [4] (0:11.59)	1:00.89 [5] (0:12.23)	0:48.66 [5] (0:12.35)	0:36.31 [5] (0:11.79)	0:24.52 [8] (0:11.83)	0:12.69 [10] (0:12.69)					
Average Speed [km/h]	55.8	66.8	61.9	58.1	58.6	61.0	60.9	56.8					
Top Speed [km/h]	67.2	67.9	65.4	61.1	60.5	62.0	62.3	59.2					
Avg. Dist. to Rail [m]	3.1	3.5	3.2	2.5	1.0	1.4	1.5	2.2					
Avg. Stride Freq. [Hz]	2.5	2.6	2.4	2.3	2.4	2.4	2.4	2.4					
Avg. Stride Length [m]	6.1	7.2	7.1	6.8	6.9	7.0	7.0	6.7					





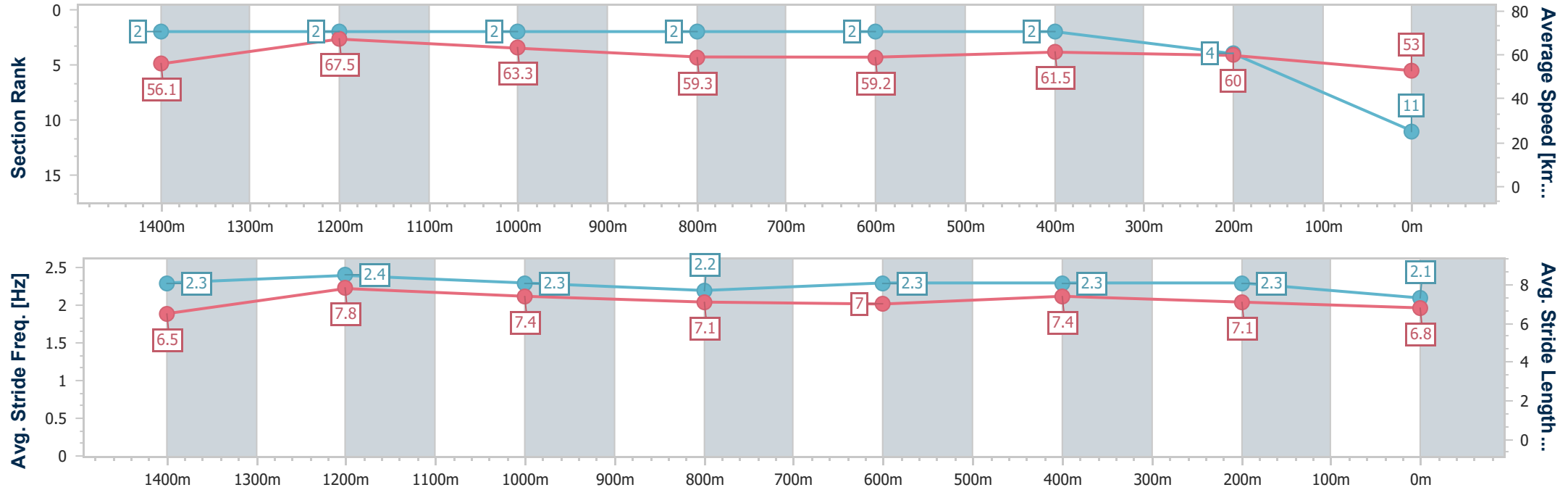
Horse/Jockey Name	Enuff He Said
Final Rank	11
Fastest Section Time (Section)	0:10.64 (1400m)
Top Speed [km/h] (Section)	69.0 (1400m)
Race State	Finished



Rockhampton QLD Professional  
Race 10: TAB TATTERSALLS GOLD CUP OPEN Handicap - 1600m  
30 June 2024 - 16:25  
Track Rating: Soft 7, Weather: Overcast, Rail Position: +0.5m



Section	Overall	1400m	1200m	1000m	800m	600m	400m	200m					
Section Times	1:36.76 [11] (0:12.86)	1:23.90 [2] (0:10.64)	1:13.26 [2] (0:11.40)	1:01.86 [2] (0:12.17)	0:49.69 [2] (0:12.38)	0:37.31 [2] (0:11.75)	0:25.56 [2] (0:11.99)	0:13.57 [4] (0:13.57)					
Average Speed [km/h]	56.1	67.5	63.3	59.3	59.2	61.5	60.0	53.0					
Top Speed [km/h]	67.0	69.0	66.8	60.4	60.1	62.5	62.3	57.8					
Avg. Dist. to Rail [m]	3.1	0.8	0.4	0.7	2.3	3.3	3.7	5.1					
Avg. Stride Freq. [Hz]	2.3	2.4	2.3	2.2	2.3	2.3	2.3	2.1					
Avg. Stride Length [m]	6.5	7.8	7.4	7.1	7.0	7.4	7.1	6.8					





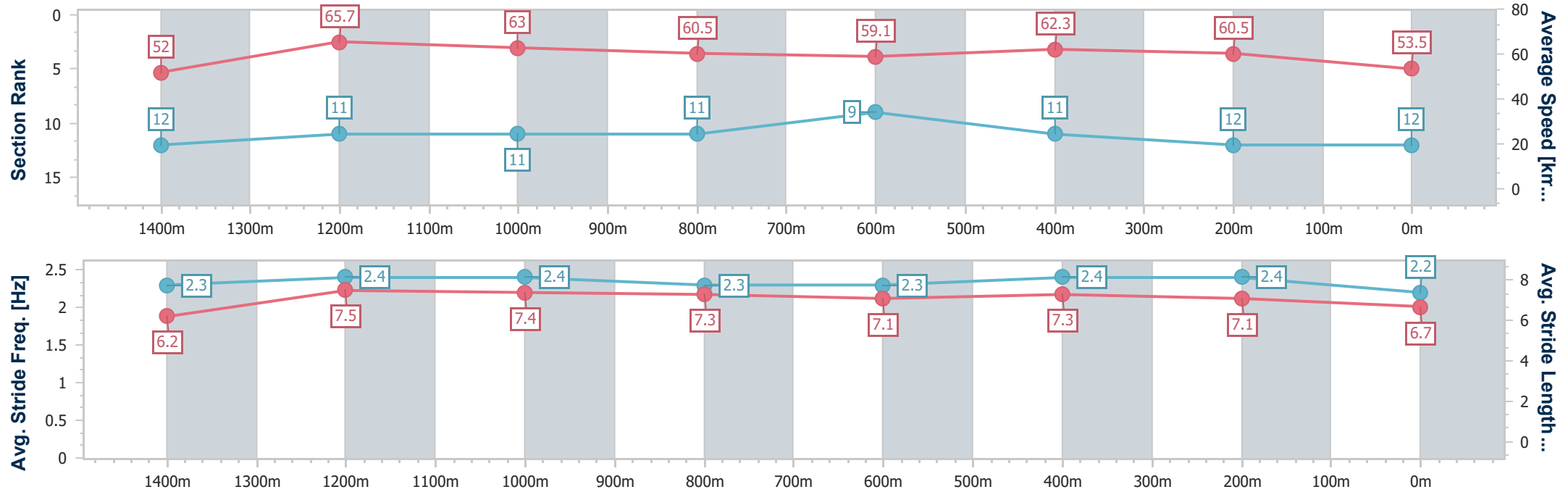
Horse/Jockey Name	Savvy Legend
Final Rank	12
Fastest Section Time (Section)	0:10.97 (1400m)
Top Speed [km/h] (Section)	66.2 (1400m)
Race State	Finished



Rockhampton QLD Professional  
Race 10: TAB TATTERSALLS GOLD CUP OPEN Handicap - 1600m  
30 June 2024 - 16:25  
Track Rating: Soft 7, Weather: Overcast, Rail Position: +0.5m



Section	Overall	1400m	1200m	1000m	800m	600m	400m	200m					
Section Times	1:37.35 [12] (0:13.87)	1:23.48 [12] (0:10.97)	1:12.51 [11] (0:11.42)	1:01.09 [11] (0:11.87)	0:49.22 [11] (0:12.28)	0:36.94 [9] (0:11.58)	0:25.36 [11] (0:11.87)	0:13.49 [12] (0:13.49)					
Average Speed [km/h]	52.0	65.7	63.0	60.5	59.1	62.3	60.5	53.5					
Top Speed [km/h]	65.7	66.2	64.8	61.8	61.7	63.5	62.6	58.8					
Avg. Dist. to Rail [m]	4.5	0.3	0.1	0.5	1.1	3.8	5.9	7.4					
Avg. Stride Freq. [Hz]	2.3	2.4	2.4	2.3	2.3	2.4	2.4	2.2					
Avg. Stride Length [m]	6.2	7.5	7.4	7.3	7.1	7.3	7.1	6.7					





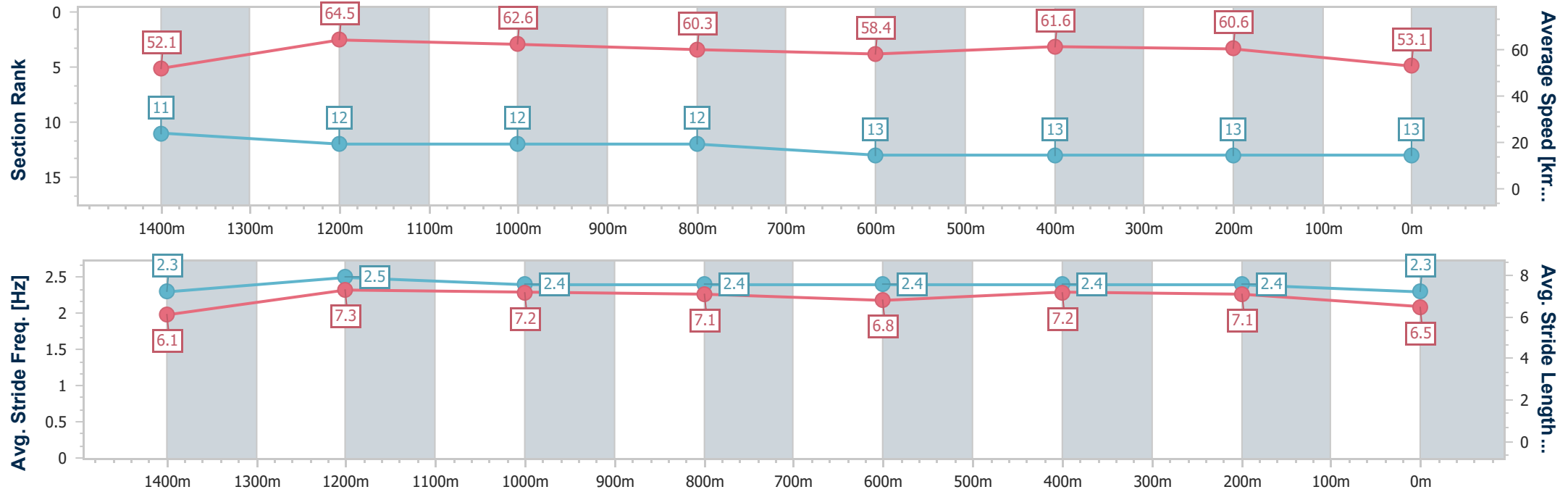
Horse/Jockey Name	The Driller
Final Rank	13
Fastest Section Time (Section)	0:11.17 (1400m)
Top Speed [km/h] (Section)	65.1 (1400m)
Race State	Finished



Rockhampton QLD Professional  
Race 10: TAB TATTERSALLS GOLD CUP OPEN Handicap - 1600m  
30 June 2024 - 16:25  
Track Rating: Soft 7, Weather: Overcast, Rail Position: +0.5m



Section	Overall	1400m	1200m	1000m	800m	600m	400m	200m					
Section Times	1:38.15 [13] (0:13.82)	1:24.33 [11] (0:11.17)	1:13.16 [12] (0:11.47)	1:01.69 [12] (0:11.85)	0:49.84 [12] (0:12.68)	0:37.16 [13] (0:11.70)	0:25.46 [13] (0:11.90)	0:13.56 [13] (0:13.56)					
Average Speed [km/h]	52.1	64.5	62.6	60.3	58.4	61.6	60.6	53.1					
Top Speed [km/h]	64.5	65.1	65.1	61.5	61.1	62.3	61.8	59.0					
Avg. Dist. to Rail [m]	3.6	2.2	2.9	1.9	3.2	4.9	4.3	5.4					
Avg. Stride Freq. [Hz]	2.3	2.5	2.4	2.4	2.4	2.4	2.4	2.3					
Avg. Stride Length [m]	6.1	7.3	7.2	7.1	6.8	7.2	7.1	6.5					





# Rockhampton QLD Professional

## Race 11: Farm and Garden Products Class 1 Handicap - 1600m

30 June 2024 - 16:59



Track Rating: Soft 7, Weather: Overcast, Rail Position: +0.5m

Section						Overall	1400m	1200m	1000m	800m	600m	400m	Last 600m		
Field Times						1:36.50 (0:12.74)	1:23.76 (0:11.10)	1:12.66 (0:11.54)	1:01.12 (0:11.67)	0:49.45 (0:12.64)	0:36.81 (0:12.14)	0:24.67 (0:11.83)	0:36.81		
Rank	TAB	Horse/Jockey	Barrier	Top Speed [km/h]	Fastest Section									Distance Travelled [m]	
1	7	GENERAL WOLFFE	1	64.5	0:11.32	1:36.50 [1]	1:23.36 [5]	1:12.04 [7]	1:00.26 [9]	0:48.35 [8]	0:36.02 [10]	0:24.39 [9]	0:36.02		
		Tahlia Fenlon		1400m	1400m	(0:13.14)	(0:11.32)	(0:11.78)	(0:11.91)	(0:12.33)	(0:11.63)	(0:12.23)			
2	9	CUMIN SPINNER	5	65.3	0:11.19	1:36.52 [2]	1:23.23 [8]	1:12.04 [8]	1:00.39 [7]	0:48.35 [9]	0:36.09 [8]	0:24.63 [2]	0:36.09 +1		
		Cody Collis		600m	1400m	(0:13.29)	(0:11.19)	(0:11.65)	(0:12.04)	(0:12.26)	(0:11.46)	(0:11.77)			
3	6	REPLACE THE ACE	4	66.9	0:11.11	1:36.57 [3]	1:23.53 [4]	1:12.42 [3]	1:00.79 [5]	0:48.93 [5]	0:36.49 [4]	0:24.53 [8]	0:36.49 +0		
		Warwick Satherley		1400m	1400m	(0:13.04)	(0:11.11)	(0:11.63)	(0:11.86)	(0:12.44)	(0:11.96)	(0:12.10)			
4	10	ROCKY REBEL	9	66.7	0:11.06	1:37.02 [4]	1:23.86 [6]	1:12.80 [5]	1:01.13 [6]	0:49.22 [6]	0:36.89 [6]	0:25.12 [5]	0:36.89 +5		
		Corey Bayliss		1400m	1400m	(0:13.16)	(0:11.06)	(0:11.67)	(0:11.91)	(0:12.33)	(0:11.77)	(0:11.97)			
5	11	DOOM DIVA	12	65.2	0:11.13	1:37.29 [5]	1:23.82 [9]	1:12.69 [9]	1:01.16 [8]	0:49.30 [7]	0:36.99 [7]	0:25.28 [7]	0:36.99 +7		
		Samantha Collett		1400m	1400m	(0:13.47)	(0:11.13)	(0:11.53)	(0:11.86)	(0:12.31)	(0:11.71)	(0:12.10)			
6	1	STRUCK TWICE	7	66.9	0:11.07	1:37.72 [6]	1:24.82 [2]	1:13.75 [2]	1:02.09 [3]	0:50.23 [3]	0:37.80 [2]	0:25.89 [1]	0:37.80 +3		
		Justin Stanley		1400m	1400m	(0:12.90)	(0:11.07)	(0:11.66)	(0:11.86)	(0:12.43)	(0:11.91)	(0:12.44)			
7	12	DESERT GRIT	11	67.6	0:11.21	1:37.83 [7]	1:24.86 [3]	1:13.65 [4]	1:02.10 [4]	0:50.26 [4]	0:37.71 [5]	0:25.92 [6]	0:37.71 +7		
		Karl Zechner		Overall	1400m	(0:12.97)	(0:11.21)	(0:11.55)	(0:11.84)	(0:12.55)	(0:11.79)	(0:12.41)			
8	13	WHATJEUDOIN'	15	65.0	0:11.20	1:38.02 [8]	1:24.34 [11]	1:13.14 [11]	1:01.61 [10]	0:49.81 [10]	0:37.44 [11]	0:25.61 [11]	0:37.44 +11		
		Melea Castle		1400m	1400m	(0:13.68)	(0:11.20)	(0:11.53)	(0:11.80)	(0:12.37)	(0:11.83)	(0:12.25)			
9	8	ARBAT	14	65.9	0:10.97	1:38.57 [9]	1:25.30 [7]	1:14.33 [6]	1:03.06 [2]	0:51.22 [2]	0:38.52 [3]	0:26.67 [3]	0:38.52 +3		
		Ryan Wiggins		1400m	1400m	(0:13.27)	(0:10.97)	(0:11.27)	(0:11.84)	(0:12.70)	(0:11.85)	(0:12.51)			
10	15	GIRRAMAY	2	66.8	0:11.14	1:38.58 [10]	1:24.93 [10]	1:13.79 [10]	1:02.08 [11]	0:50.29 [11]	0:38.12 [9]	0:26.20 [10]	0:38.12 +3		
		Brendon Newport		Overall	1400m	(0:13.65)	(0:11.14)	(0:11.71)	(0:11.79)	(0:12.17)	(0:11.92)	(0:12.49)			

Scratched: Red Vicar (#4), Gaelic Thunder (#3), Dark Tangent (#2), Son Of Satono (#5), Volarchi (#14)



# Rockhampton QLD Professional

## Race 11: Farm and Garden Products Class 1 Handicap - 1600m

30 June 2024 - 16:59



Track Rating: Soft 7, Weather: Overcast, Rail Position: +0.5m

Section						Overall	1400m	1200m	1000m	800m	600m	400m	Last 600m	
Field Times						1:36.50 (0:12.74)	1:23.76 (0:11.10)	1:12.66 (0:11.54)	1:01.12 (0:11.67)	0:49.45 (0:12.64)	0:36.81 (0:12.14)	0:24.67 (0:11.83)	0:36.81	
Rank	TAB	Horse/Jockey	Barrier	Top Speed [km/h]	Fastest Section									Distance Travelled [m]
11	16	TELMESOMETHIN'GIRL	3	66.7	0:11.10	1:39.74 [11]	1:27.00 [1]	1:15.90 [1]	1:04.36 [1]	0:52.69 [1]	0:40.05 [1]	0:27.84 [4]	0:40.05	+3
		Ron Stewart		Overall	1400m	(0:12.74)	(0:11.10)	(0:11.54)	(0:11.67)	(0:12.64)	(0:12.21)	(0:13.01)		

Scratched: Red Vicar (#4), Gaelic Thunder (#3), Dark Tangent (#2), Son Of Satono (#5), Volarchi (#14)



# Rockhampton QLD Professional

## Race 11: Farm and Garden Products Class 1 Handicap - 1600m

30 June 2024 - 16:59



Track Rating: Soft 7, Weather: Overcast, Rail Position: +0.5m

Section Field Times				200m 0:12.84 (0:12.84)				Last 600m 0:36.81	
Rank	TAB	Horse/Jockey	Barrier	Top Speed [km/h]	Fastest Section	Margin		Distance Travelled [m]	
1	7	GENERAL WOLFFE	1	64.5	0:11.32	0:12.16 [7]	1:36.50	0:36.02	
		Tahlia Fenlon		1400m	1400m	(0:12.16)			
2	9	CUMIN SPINNER	5	65.3	0:11.19	0:12.86 [1]	0.12L	0:36.09	+1
		Cody Collis		600m	1400m	(0:12.86)			
3	6	REPLACE THE ACE	4	66.9	0:11.11	0:12.43 [4]	0.39L	0:36.49	+0
		Warwick Satherley		1400m	1400m	(0:12.43)			
4	10	ROCKY REBEL	9	66.7	0:11.06	0:13.15 [2]	3.05L	0:36.89	+5
		Corey Bayliss		1400m	1400m	(0:13.15)			
5	11	DOOM DIVA	12	65.2	0:11.13	0:13.18 [3]	4.62L	0:36.99	+7
		Samantha Collett		1400m	1400m	(0:13.18)			
6	1	STRUCK TWICE	7	66.9	0:11.07	0:13.45 [5]	7.17L	0:37.80	+3
		Justin Stanley		1400m	1400m	(0:13.45)			
7	12	DESERT GRIT	11	67.6	0:11.21	0:13.51 [6]	7.82L	0:37.71	+7
		Karl Zechner		Overall	1400m	(0:13.51)			
8	13	WHATJEUDOIN'	15	65.0	0:11.20	0:13.36 [9]	8.94L	0:37.44	+11
		Melea Castle		1400m	1400m	(0:13.36)			
9	8	ARBAT	14	65.9	0:10.97	0:14.16 [8]	12.16L	0:38.52	+3
		Ryan Wiggins		1400m	1400m	(0:14.16)			
10	15	GIRRAMAY	2	66.8	0:11.14	0:13.71 [10]	12.25L	0:38.12	+3
		Brendon Newport		Overall	1400m	(0:13.71)			

Scratched: Red Vicar (#4), Gaelic Thunder (#3), Dark Tangent (#2), Son Of Satono (#5), Volarchi (#14)

Report Created: Sun 30 June 2024 17:15 GMT+10 (Note: Timing is based on position data)

Page 3/15

[ ] Ranking at each section and finish  
-:-:- No data available at this section  
NA No data available

SCN Saddle cloth number  
DNF Did not finish  
DNT Did not track

data processed by  TRIPLESDATA





Rockhampton QLD Professional  
Race 11: Farm and Garden Products Class 1 Handicap - 1600m  
30 June 2024 - 16:59



Track Rating: Soft 7, Weather: Overcast, Rail Position: +0.5m

Section						200m		Last 600m	
Field Times						0:12.84 (0:12.84)		0:36.81	
Rank	TAB	Horse/Jockey	Barrier	Top Speed [km/h]	Fastest Section	Margin		Distance Travelled [m]	
11	16	TELMESOMETHIN'GIRL	3	66.7	0:11.10	0:14.83 [11]	19.03L	0:40.05	+3
		Ron Stewart		Overall	1400m	(0:14.83)			

Scratched: Red Vicar (#4), Gaelic Thunder (#3), Dark Tangent (#2), Son Of Satono (#5), Volarchi (#14)



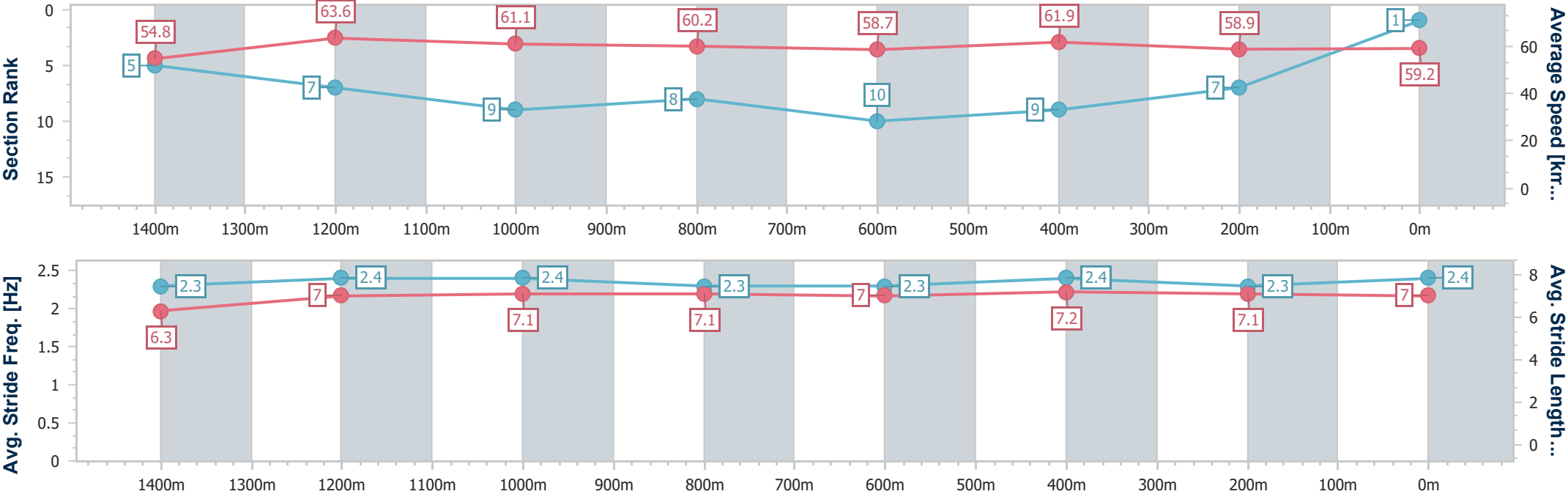
Horse/Jockey Name	General Wolffe
Final Rank	1
Fastest Section Time (Section)	0:11.32 (1400m)
Top Speed [km/h] (Section)	64.5 (1400m)
Race State	Finished



Rockhampton QLD Professional  
Race 11: Farm and Garden Products Class 1 Handicap - 1600m  
30 June 2024 - 16:59  
Track Rating: Soft 7, Weather: Overcast, Rail Position: +0.5m



Section	Overall	1400m	1200m	1000m	800m	600m	400m	200m					
Section Times	1:36.50 [1] (0:13.14)	1:23.36 [5] (0:11.32)	1:12.04 [7] (0:11.78)	1:00.26 [9] (0:11.91)	0:48.35 [8] (0:12.33)	0:36.02 [10] (0:11.63)	0:24.39 [9] (0:12.23)	0:12.16 [7] (0:12.16)					
Average Speed [km/h]	54.8	63.6	61.1	60.2	58.7	61.9	58.9	59.2					
Top Speed [km/h]	64.5	64.5	61.9	62.1	60.3	63.8	60.0	60.7					
Avg. Dist. to Rail [m]	1.1	1.0	0.9	1.1	1.1	2.4	2.8	3.0					
Avg. Stride Freq. [Hz]	2.3	2.4	2.4	2.3	2.3	2.4	2.3	2.4					
Avg. Stride Length [m]	6.3	7.0	7.1	7.1	7.0	7.2	7.1	7.0					





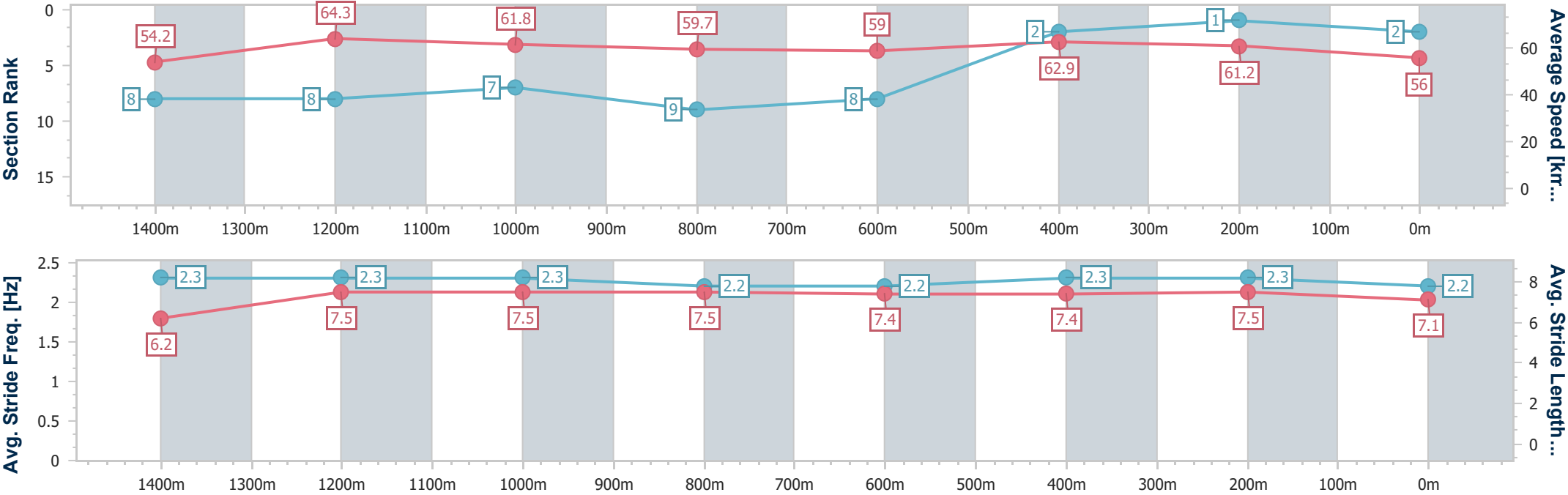
Horse/Jockey Name	Cumin Spinner
Final Rank	2
Fastest Section Time (Section)	0:11.19 (1400m)
Top Speed [km/h] (Section)	65.3 (600m)
Race State	Finished



Rockhampton QLD Professional  
Race 11: Farm and Garden Products Class 1 Handicap - 1600m  
30 June 2024 - 16:59  
Track Rating: Soft 7, Weather: Overcast, Rail Position: +0.5m



Section	Overall	1400m	1200m	1000m	800m	600m	400m	200m						
Section Times	1:36.52 [2] (0:13.29)	1:23.23 [8] (0:11.19)	1:12.04 [8] (0:11.65)	1:00.39 [7] (0:12.04)	0:48.35 [9] (0:12.26)	0:36.09 [8] (0:11.46)	0:24.63 [2] (0:11.77)	0:12.86 [1] (0:12.86)						
Average Speed [km/h]	54.2	64.3	61.8	59.7	59.0	62.9	61.2	56.0						
Top Speed [km/h]	64.4	65.2	63.1	62.8	59.7	65.3	63.9	58.8						
Avg. Dist. to Rail [m]	2.7	0.4	0.3	0.4	0.8	4.2	8.0	10.4						
Avg. Stride Freq. [Hz]	2.3	2.3	2.3	2.2	2.2	2.3	2.3	2.2						
Avg. Stride Length [m]	6.2	7.5	7.5	7.5	7.4	7.4	7.5	7.1						





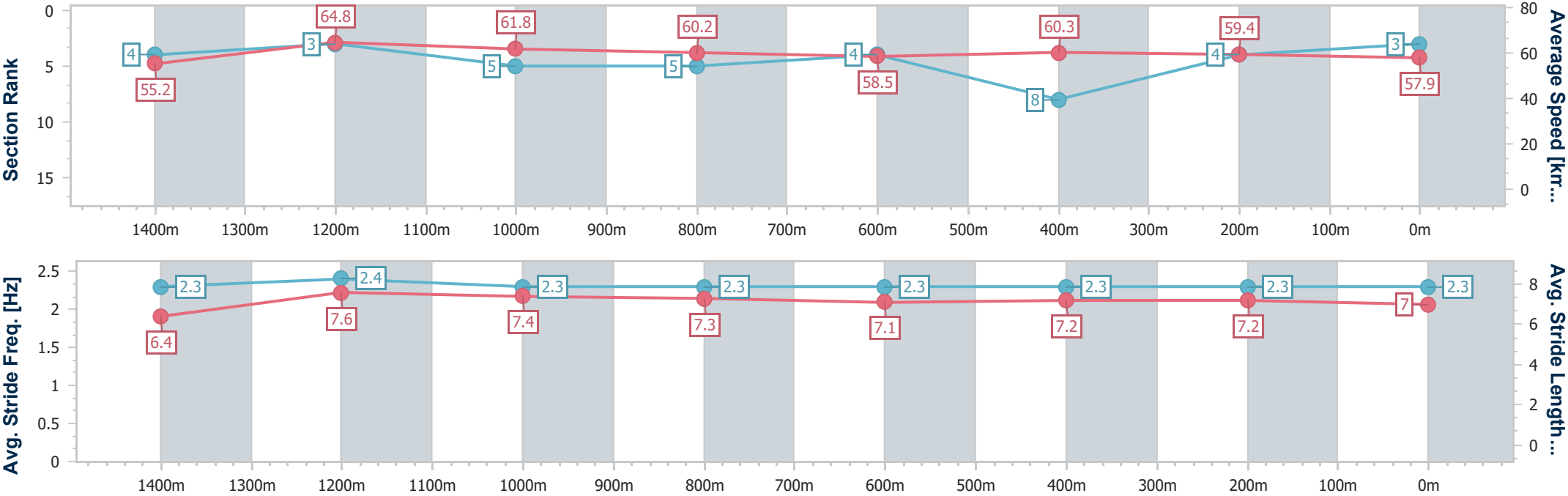
Horse/Jockey Name	Replace The Ace
Final Rank	3
Fastest Section Time (Section)	0:11.11 (1400m)
Top Speed [km/h] (Section)	66.9 (1400m)
Race State	Finished



Rockhampton QLD Professional  
Race 11: Farm and Garden Products Class 1 Handicap - 1600m  
30 June 2024 - 16:59  
Track Rating: Soft 7, Weather: Overcast, Rail Position: +0.5m



Section	Overall	1400m	1200m	1000m	800m	600m	400m	200m					
Section Times	1:36.57 [3] (0:13.04)	1:23.53 [4] (0:11.11)	1:12.42 [3] (0:11.63)	1:00.79 [5] (0:11.86)	0:48.93 [5] (0:12.44)	0:36.49 [4] (0:11.96)	0:24.53 [8] (0:12.10)	0:12.43 [4] (0:12.43)					
Average Speed [km/h]	55.2	64.8	61.8	60.2	58.5	60.3	59.4	57.9					
Top Speed [km/h]	65.8	66.9	62.0	62.4	59.6	61.9	61.0	60.1					
Avg. Dist. to Rail [m]	1.6	1.4	1.5	1.5	1.4	3.0	3.7	5.7					
Avg. Stride Freq. [Hz]	2.3	2.4	2.3	2.3	2.3	2.3	2.3	2.3					
Avg. Stride Length [m]	6.4	7.6	7.4	7.3	7.1	7.2	7.2	7.0					





Horse/Jockey Name	Rocky Rebel
Final Rank	4
Fastest Section Time (Section)	0:11.06 (1400m)
Top Speed [km/h] (Section)	66.7 (1400m)
Race State	Finished



Rockhampton QLD Professional

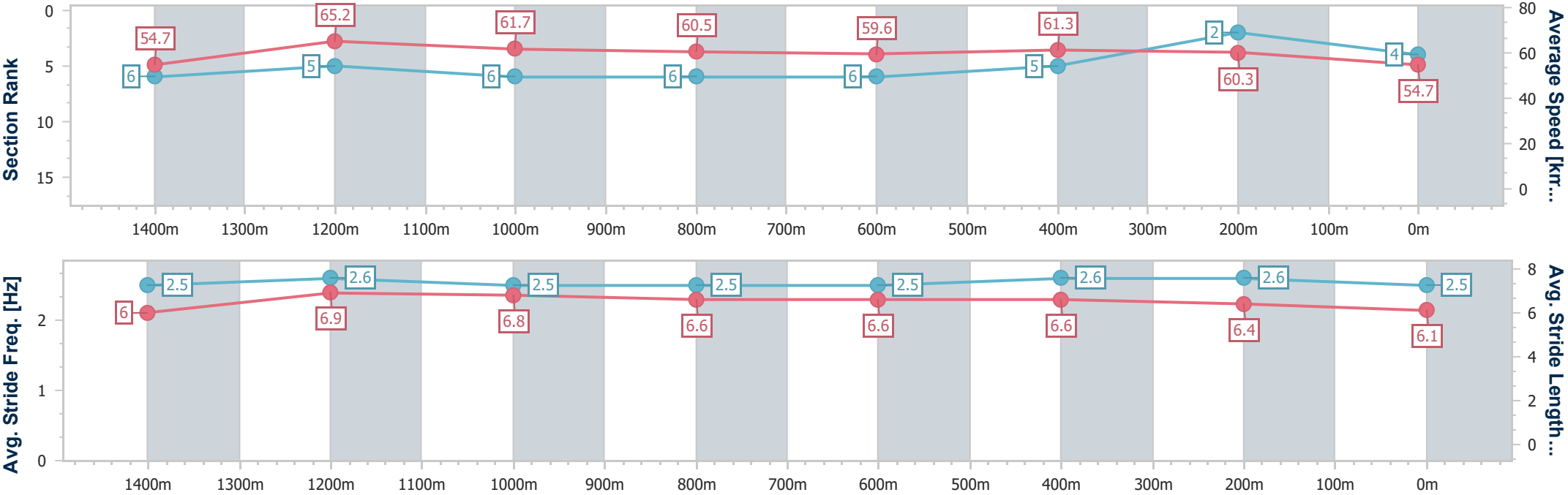
Race 11: Farm and Garden Products Class 1 Handicap - 1600m

30 June 2024 - 16:59

Track Rating: Soft 7, Weather: Overcast, Rail Position: +0.5m

Callaghan Park  
ROCKHAMPTON JOCKEY CLUB

Section	Overall	1400m	1200m	1000m	800m	600m	400m	200m					
Section Times	1:37.02 [4] (0:13.16)	1:23.86 [6] (0:11.06)	1:12.80 [5] (0:11.67)	1:01.13 [6] (0:11.91)	0:49.22 [6] (0:12.33)	0:36.89 [6] (0:11.77)	0:25.12 [5] (0:11.97)	0:13.15 [2] (0:13.15)					
Average Speed [km/h]	54.7	65.2	61.7	60.5	59.6	61.3	60.3	54.7					
Top Speed [km/h]	65.4	66.7	63.4	61.8	61.1	62.6	62.2	58.1					
Avg. Dist. to Rail [m]	4.2	0.5	0.3	0.4	2.6	6.3	9.8	10.2					
Avg. Stride Freq. [Hz]	2.5	2.6	2.5	2.5	2.5	2.6	2.6	2.5					
Avg. Stride Length [m]	6.0	6.9	6.8	6.6	6.6	6.6	6.4	6.1					



[ ] Ranking at each section and finish  
- - - - No data available at this section  
NA No data available



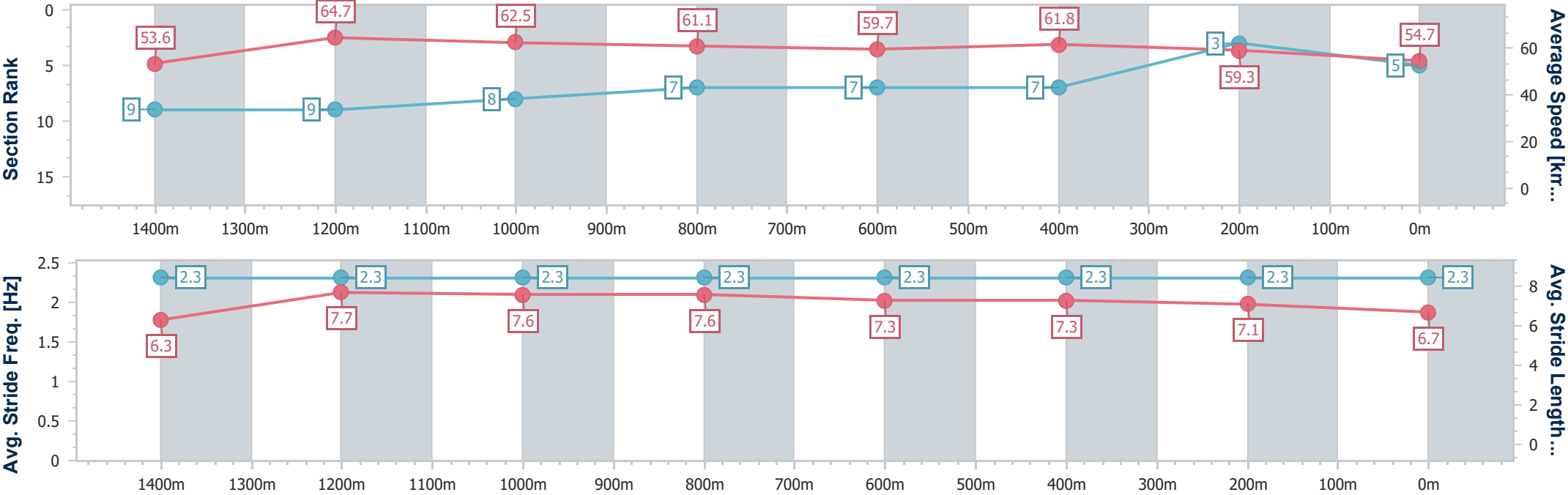
Horse/Jockey Name	Doom Diva
Final Rank	5
Fastest Section Time (Section)	0:11.13 (1400m)
Top Speed [km/h] (Section)	65.2 (1400m)
Race State	Finished



Rockhampton QLD Professional  
Race 11: Farm and Garden Products Class 1 Handicap - 1600m  
30 June 2024 - 16:59  
Track Rating: Soft 7, Weather: Overcast, Rail Position: +0.5m



Section	Overall	1400m	1200m	1000m	800m	600m	400m	200m					
Section Times	1:37.29 [5] (0:13.47)	1:23.82 [9] (0:11.13)	1:12.69 [9] (0:11.53)	1:01.16 [8] (0:11.86)	0:49.30 [7] (0:12.31)	0:36.99 [7] (0:11.71)	0:25.28 [7] (0:12.10)	0:13.18 [3] (0:13.18)					
Average Speed [km/h]	53.6	64.7	62.5	61.1	59.7	61.8	59.3	54.7					
Top Speed [km/h]	64.5	65.2	64.0	62.6	61.2	62.7	62.3	56.5					
Avg. Dist. to Rail [m]	5.6	0.7	0.8	0.9	2.8	6.4	10.2	10.6					
Avg. Stride Freq. [Hz]	2.3	2.3	2.3	2.3	2.3	2.3	2.3	2.3					
Avg. Stride Length [m]	6.3	7.7	7.6	7.6	7.3	7.3	7.1	6.7					





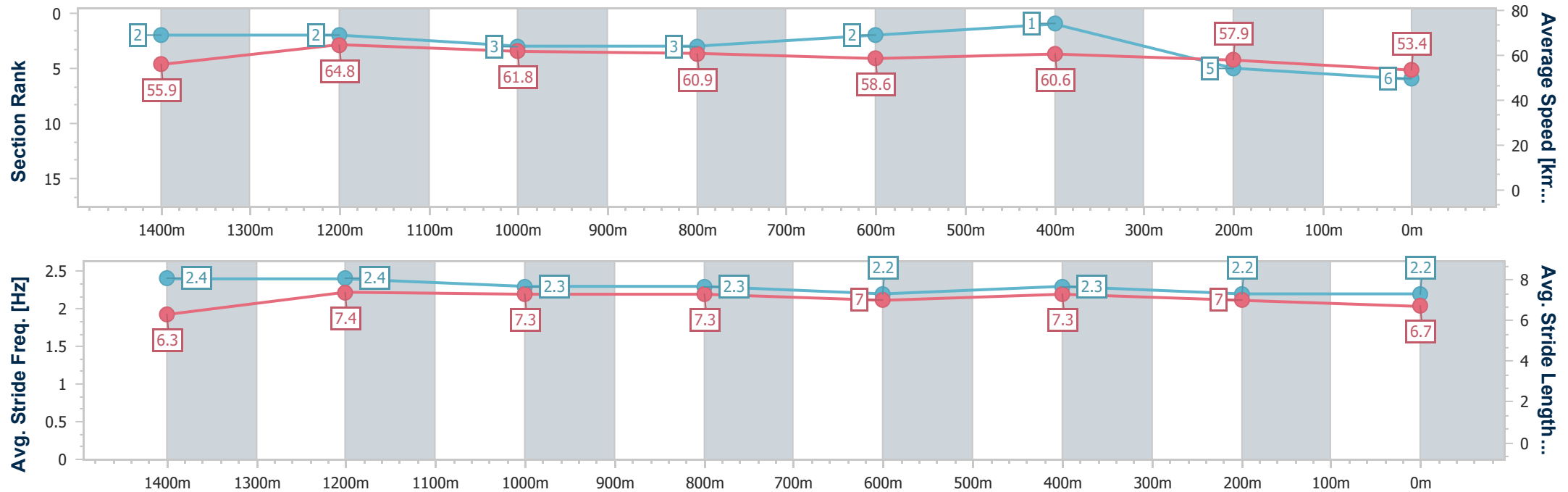
Horse/Jockey Name	Struck Twice
Final Rank	6
Fastest Section Time (Section)	0:11.07 (1400m)
Top Speed [km/h] (Section)	66.9 (1400m)
Race State	Finished



Rockhampton QLD Professional  
Race 11: Farm and Garden Products Class 1 Handicap - 1600m  
30 June 2024 - 16:59  
Track Rating: Soft 7, Weather: Overcast, Rail Position: +0.5m



Section	Overall	1400m	1200m	1000m	800m	600m	400m	200m					
Section Times	1:37.72 [6] (0:12.90)	1:24.82 [2] (0:11.07)	1:13.75 [2] (0:11.66)	1:02.09 [3] (0:11.86)	0:50.23 [3] (0:12.43)	0:37.80 [2] (0:11.91)	0:25.89 [1] (0:12.44)	0:13.45 [5] (0:13.45)					
Average Speed [km/h]	55.9	64.8	61.8	60.9	58.6	60.6	57.9	53.4					
Top Speed [km/h]	66.9	66.9	62.5	62.2	59.0	61.6	59.8	56.7					
Avg. Dist. to Rail [m]	3.4	0.4	0.3	0.5	1.7	2.9	3.2	4.7					
Avg. Stride Freq. [Hz]	2.4	2.4	2.3	2.3	2.2	2.3	2.2	2.2					
Avg. Stride Length [m]	6.3	7.4	7.3	7.3	7.0	7.3	7.0	6.7					





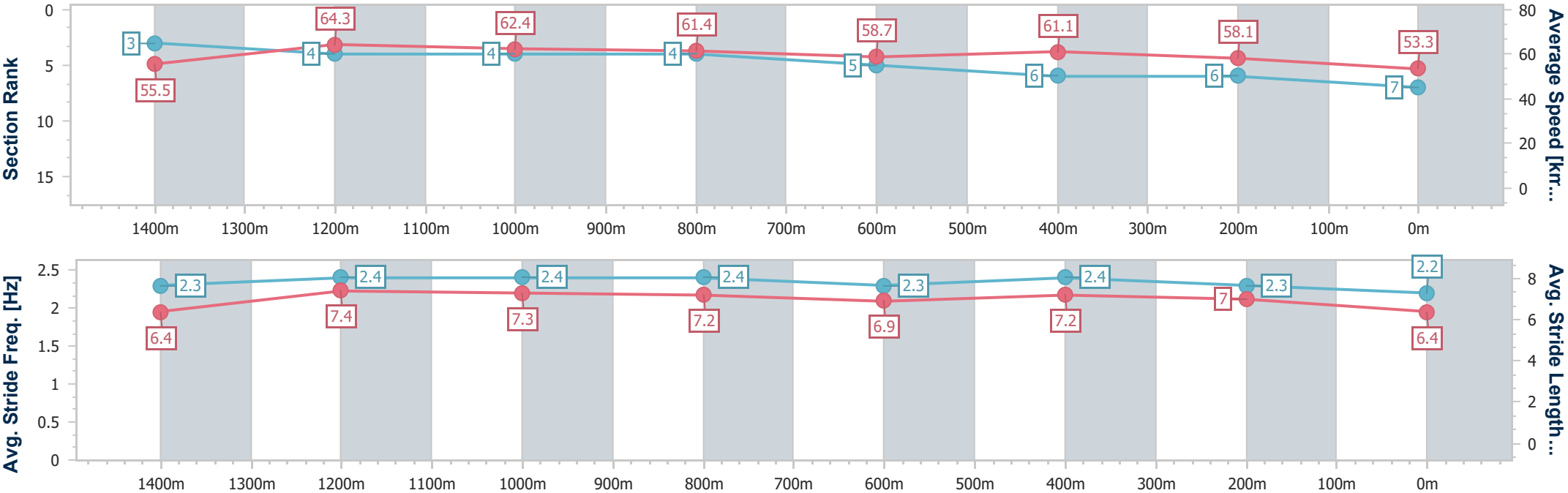
Horse/Jockey Name	Desert Grit
Final Rank	7
Fastest Section Time (Section)	0:11.21 (1400m)
Top Speed [km/h] (Section)	67.6 (Overall)
Race State	Finished



Rockhampton QLD Professional  
Race 11: Farm and Garden Products Class 1 Handicap - 1600m  
30 June 2024 - 16:59  
Track Rating: Soft 7, Weather: Overcast, Rail Position: +0.5m



Section	Overall	1400m	1200m	1000m	800m	600m	400m	200m					
Section Times	1:37.83 [7] (0:12.97)	1:24.86 [3] (0:11.21)	1:13.65 [4] (0:11.55)	1:02.10 [4] (0:11.84)	0:50.26 [4] (0:12.55)	0:37.71 [5] (0:11.79)	0:25.92 [6] (0:12.41)	0:13.51 [6] (0:13.51)					
Average Speed [km/h]	55.5	64.3	62.4	61.4	58.7	61.1	58.1	53.3					
Top Speed [km/h]	67.6	67.1	63.1	63.7	60.1	62.1	61.3	56.6					
Avg. Dist. to Rail [m]	6.0	1.1	1.2	1.8	2.8	4.2	6.1	8.8					
Avg. Stride Freq. [Hz]	2.3	2.4	2.4	2.4	2.3	2.4	2.3	2.2					
Avg. Stride Length [m]	6.4	7.4	7.3	7.2	6.9	7.2	7.0	6.4					







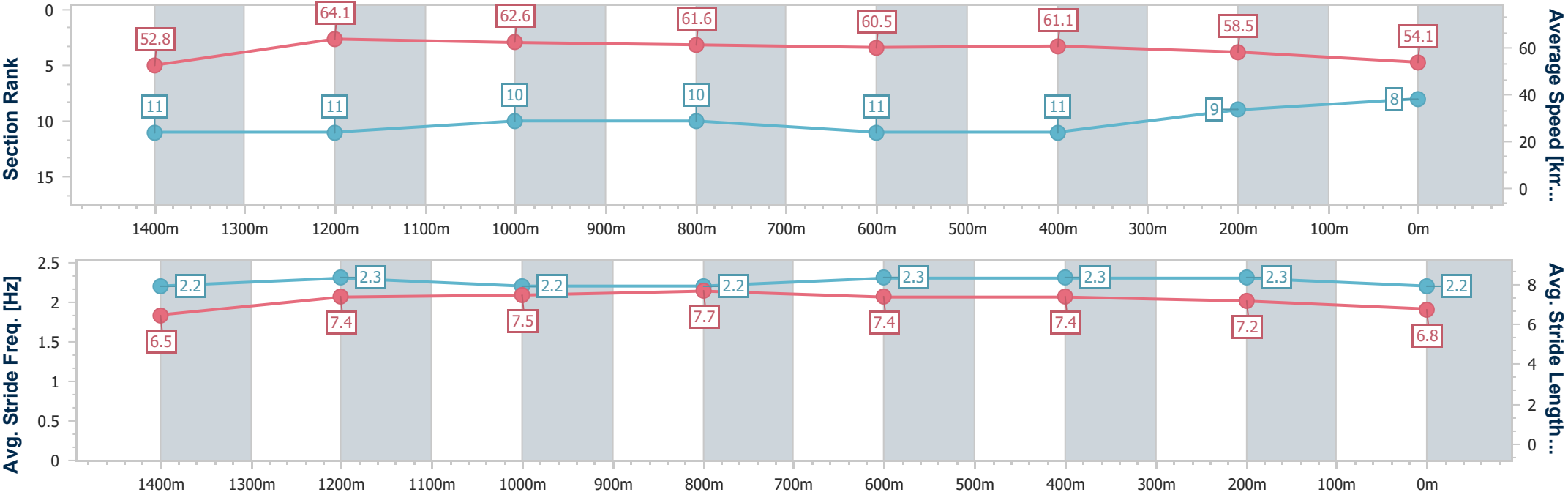
Horse/Jockey Name	Whatjeudoin'
Final Rank	8
Fastest Section Time (Section)	0:11.20 (1400m)
Top Speed [km/h] (Section)	65.0 (1400m)
Race State	Finished



Rockhampton QLD Professional  
Race 11: Farm and Garden Products Class 1 Handicap - 1600m  
30 June 2024 - 16:59  
Track Rating: Soft 7, Weather: Overcast, Rail Position: +0.5m



Section	Overall	1400m	1200m	1000m	800m	600m	400m	200m					
Section Times	1:38.02 [8] (0:13.68)	1:24.34 [11] (0:11.20)	1:13.14 [11] (0:11.53)	1:01.61 [10] (0:11.80)	0:49.81 [10] (0:12.37)	0:37.44 [11] (0:11.83)	0:25.61 [11] (0:12.25)	0:13.36 [9] (0:13.36)					
Average Speed [km/h]	52.8	64.1	62.6	61.6	60.5	61.1	58.5	54.1					
Top Speed [km/h]	64.9	65.0	64.2	63.6	61.3	61.8	60.8	57.5					
Avg. Dist. to Rail [m]	7.6	0.8	0.7	1.6	4.5	8.4	10.9	12.6					
Avg. Stride Freq. [Hz]	2.2	2.3	2.2	2.2	2.3	2.3	2.3	2.2					
Avg. Stride Length [m]	6.5	7.4	7.5	7.7	7.4	7.4	7.2	6.8					





Horse/Jockey Name	Arbat
Final Rank	9
Fastest Section Time (Section)	0:10.97 (1400m)
Top Speed [km/h] (Section)	65.9 (1400m)
Race State	Finished



Rockhampton QLD Professional

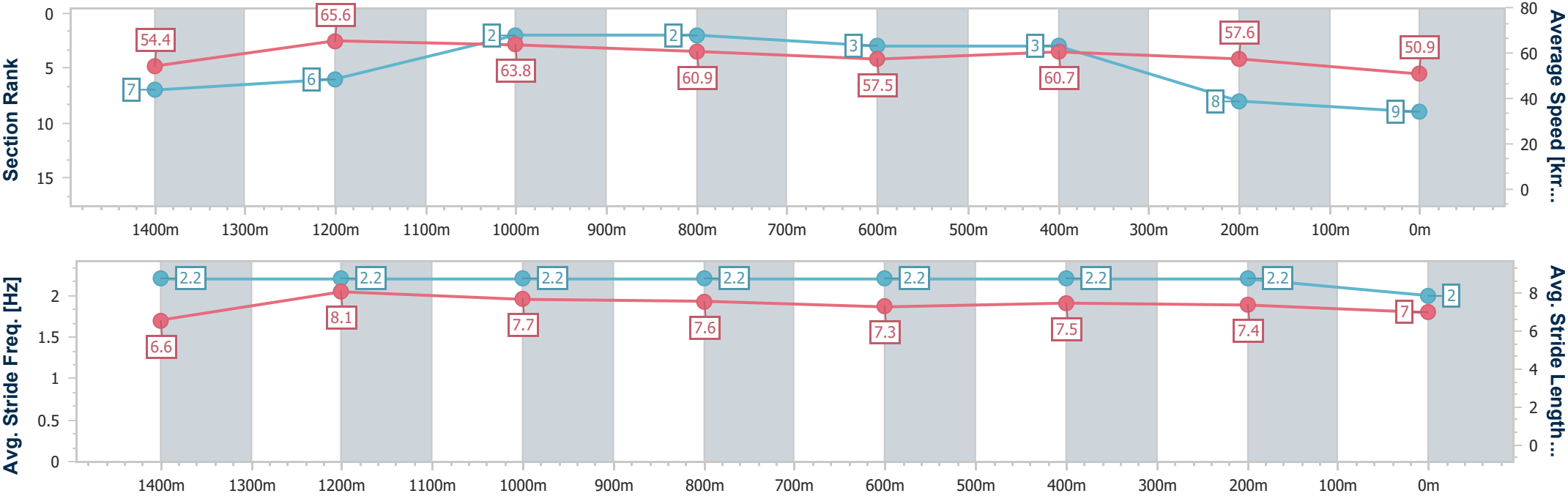
Race 11: Farm and Garden Products Class 1 Handicap - 1600m

30 June 2024 - 16:59

Track Rating: Soft 7, Weather: Overcast, Rail Position: +0.5m

Callaghan Park  
ROCKHAMPTON JOCKEY CLUB

Section	Overall	1400m	1200m	1000m	800m	600m	400m	200m					
Section Times	1:38.57 [9] (0:13.27)	1:25.30 [7] (0:10.97)	1:14.33 [6] (0:11.27)	1:03.06 [2] (0:11.84)	0:51.22 [2] (0:12.70)	0:38.52 [3] (0:11.85)	0:26.67 [3] (0:12.51)	0:14.16 [8] (0:14.16)					
Average Speed [km/h]	54.4	65.6	63.8	60.9	57.5	60.7	57.6	50.9					
Top Speed [km/h]	65.4	65.9	65.5	63.2	59.3	62.7	60.9	55.9					
Avg. Dist. to Rail [m]	7.3	1.6	1.1	0.6	1.6	1.7	3.8	5.7					
Avg. Stride Freq. [Hz]	2.2	2.2	2.2	2.2	2.2	2.2	2.2	2.0					
Avg. Stride Length [m]	6.6	8.1	7.7	7.6	7.3	7.5	7.4	7.0					



[ ] Ranking at each section and finish  
-.-.- No data available at this section  
NA No data available



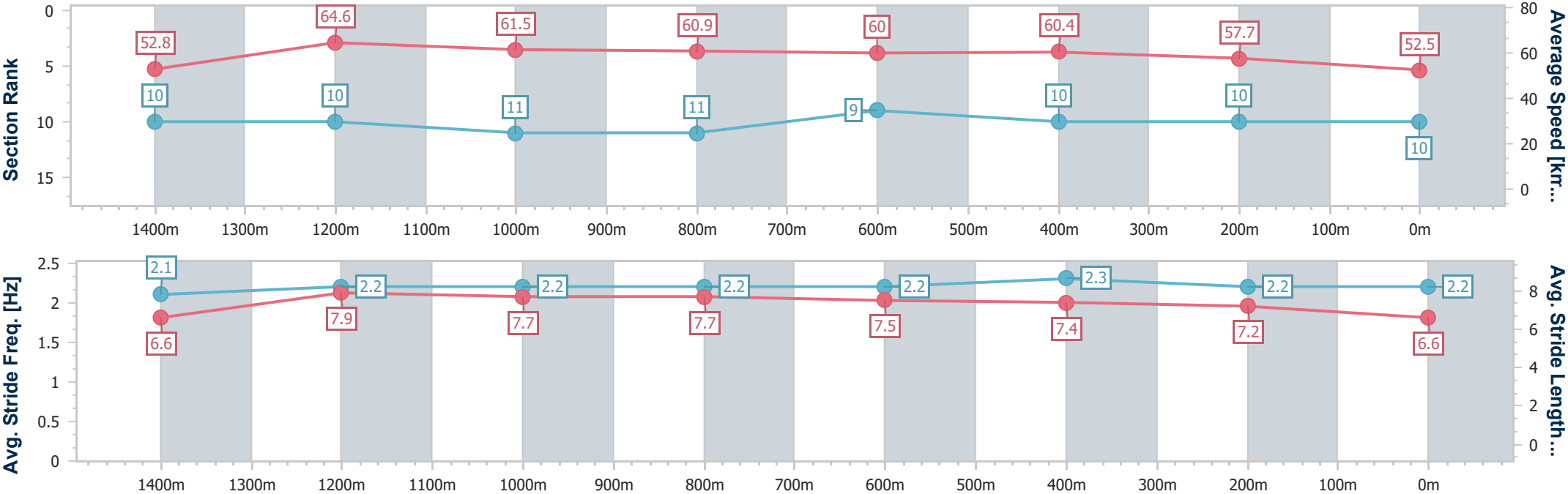
Horse/Jockey Name	Girramay
Final Rank	10
Fastest Section Time (Section)	0:11.14 (1400m)
Top Speed [km/h] (Section)	66.8 (Overall)
Race State	Finished



Rockhampton QLD Professional  
Race 11: Farm and Garden Products Class 1 Handicap - 1600m  
30 June 2024 - 16:59  
Track Rating: Soft 7, Weather: Overcast, Rail Position: +0.5m



Section	Overall	1400m	1200m	1000m	800m	600m	400m	200m					
Section Times	1:38.58 [10] (0:13.65)	1:24.93 [10] (0:11.14)	1:13.79 [10] (0:11.71)	1:02.08 [11] (0:11.79)	0:50.29 [11] (0:12.17)	0:38.12 [9] (0:11.92)	0:26.20 [10] (0:12.49)	0:13.71 [10] (0:13.71)					
Average Speed [km/h]	52.8	64.6	61.5	60.9	60.0	60.4	57.7	52.5					
Top Speed [km/h]	66.8	65.0	62.9	62.5	60.6	61.5	60.4	56.2					
Avg. Dist. to Rail [m]	1.2	0.7	0.4	0.5	1.7	6.5	9.5	10.7					
Avg. Stride Freq. [Hz]	2.1	2.2	2.2	2.2	2.2	2.3	2.2	2.2					
Avg. Stride Length [m]	6.6	7.9	7.7	7.7	7.5	7.4	7.2	6.6					





Horse/Jockey Name	Telmesomethin'girl
Final Rank	11
Fastest Section Time (Section)	0:11.10 (1400m)
Top Speed [km/h] (Section)	66.7 (Overall)
Race State	Finished



Rockhampton QLD Professional  
Race 11: Farm and Garden Products Class 1 Handicap - 1600m  
30 June 2024 - 16:59  
Track Rating: Soft 7, Weather: Overcast, Rail Position: +0.5m



Section	Overall	1400m	1200m	1000m	800m	600m	400m	200m					
Section Times	1:39.74 [11] (0:12.74)	1:27.00 [1] (0:11.10)	1:15.90 [1] (0:11.54)	1:04.36 [1] (0:11.67)	0:52.69 [1] (0:12.64)	0:40.05 [1] (0:12.21)	0:27.84 [4] (0:13.01)	0:14.83 [11] (0:14.83)					
Average Speed [km/h]	56.6	64.8	62.3	61.5	57.9	59.1	55.3	48.6					
Top Speed [km/h]	66.7	65.8	63.0	63.6	59.1	60.9	58.9	52.5					
Avg. Dist. to Rail [m]	1.1	1.2	0.7	0.7	2.0	2.4	2.1	3.2					
Avg. Stride Freq. [Hz]	2.4	2.6	2.5	2.5	2.4	2.4	2.4	2.3					
Avg. Stride Length [m]	6.3	6.8	6.6	6.7	6.6	6.7	6.4	5.9					

