



Townsville QLD Professional
Race 1: CARNIVAL LAUNCH 18 JULY QTIS Two-Year-Old Handicap -
1300m
07 July 2024 - 11:32



Track Rating: Soft 5, Weather: Overcast, Rail Position: +8m 1000m-W/Post; +3.5m Remainder

Section						Overall	1200m	1000m	800m	600m	400m	Last 600m	
Field Times						1:19.29 (0:10.41)	1:08.88 (0:11.48)	0:57.40 (0:11.40)	0:46.00 (0:11.13)	0:34.87 (0:11.18)	0:23.69 (0:11.50)	0:34.87	
Rank	TAB	Horse/Jockey	Barrier	Top Speed [km/h]	Fastest Section								Distance Travelled [m]
1	2	KOBAYASTAR	7	66.6	0:10.43	1:19.29 [1]	1:08.86 [2]	0:57.15 [3]	0:45.86 [2]	0:34.67 [2]	0:23.52 [2]	0:34.67	
		Chelsea Jokic		600m	Overall	(0:10.43)	(0:11.71)	(0:11.29)	(0:11.19)	(0:11.15)	(0:11.33)		
2	1	BETTER SHOW	4	65.3	0:10.55	1:19.67 [2]	1:09.12 [3]	0:57.54 [2]	0:46.17 [3]	0:35.04 [3]	0:23.71 [3]	0:35.04	-6
		Lacey Morrison		800m	Overall	(0:10.55)	(0:11.58)	(0:11.37)	(0:11.13)	(0:11.33)	(0:11.49)		
3	7	SNEAKY FREDDY	6	66.3	0:10.41	1:19.80 [3]	1:09.39 [1]	0:57.91 [1]	0:46.51 [1]	0:35.38 [1]	0:24.20 [1]	0:35.38	-7
		Isabella Teh		800m	Overall	(0:10.41)	(0:11.48)	(0:11.40)	(0:11.13)	(0:11.18)	(0:11.50)		
4	6	JUNGLEDELI	1	66.2	0:10.67	1:20.23 [4]	1:09.56 [4]	0:57.91 [4]	0:46.45 [4]	0:35.39 [4]	0:23.94 [4]	0:35.39	-3
		Adrian Layt		800m	Overall	(0:10.67)	(0:11.65)	(0:11.46)	(0:11.06)	(0:11.45)	(0:11.70)		
5	4	FABULOUS HOFFA	3	65.9	0:10.80	1:20.51 [5]	1:09.71 [5]	0:57.94 [5]	0:46.55 [5]	0:35.42 [5]	0:23.87 [5]	0:35.42	-2
		Corey Bayliss		800m	Overall	(0:10.80)	(0:11.77)	(0:11.39)	(0:11.13)	(0:11.55)	(0:11.77)		

Scratched: Goes Hoff (#3), Polly Hoffa (#5)



Townsville QLD Professional
Race 1: CARNIVAL LAUNCH 18 JULY QTIS Two-Year-Old Handicap -
1300m
07 July 2024 - 11:32



Track Rating: Soft 5, Weather: Overcast, Rail Position: +8m 1000m-W/Post; +3.5m Remainder

Section				200m				Last 600m	
Field Times				0:12.19 (0:12.19)				0:34.87	
Rank	TAB	Horse/Jockey	Barrier	Top Speed [km/h]	Fastest Section	Margin		Distance Travelled [m]	
1	2	KOBAYASTAR	7	66.6	0:10.43	0:12.19 [2]	1:19.29	0:34.67	
		Chelsea Jokic		600m	Overall	(0:12.19)			
2	1	BETTER SHOW	4	65.3	0:10.55	0:12.22 [3]	2.25L	0:35.04 -6	
		Lacey Morrison		800m	Overall	(0:12.22)			
3	7	SNEAKY FREDDY	6	66.3	0:10.41	0:12.70 [1]	2.99L	0:35.38 -7	
		Isabella Teh		800m	Overall	(0:12.70)			
4	6	JUNGLEDELI	1	66.2	0:10.67	0:12.24 [4]	5.52L	0:35.39 -3	
		Adrian Layt		800m	Overall	(0:12.24)			
5	4	FABULOUS HOFFA	3	65.9	0:10.80	0:12.10 [5]	7.17L	0:35.42 -2	
		Corey Bayliss		800m	Overall	(0:12.10)			

Scratched: Goes Hoff (#3), Polly Hoffa (#5)



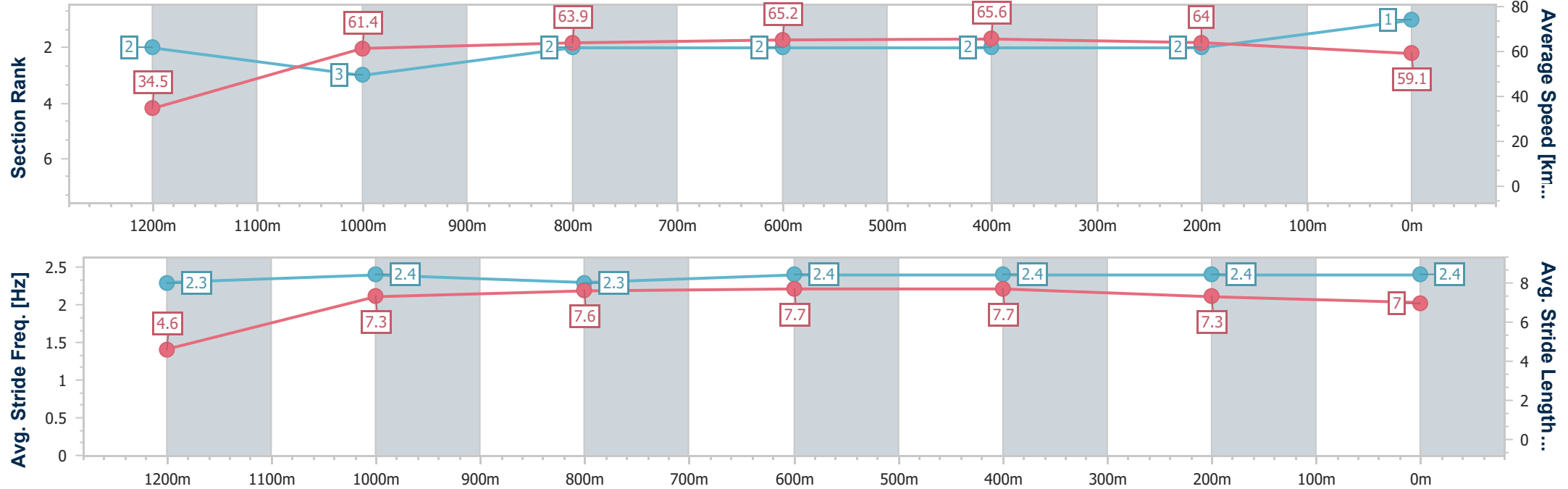
Horse/Jockey Name	Kobayastar
Final Rank	1
Fastest Section Time (Section)	0:10.43 (Overall)
Top Speed [km/h] (Section)	66.6 (600m)
Race State	Finished



Townsville QLD Professional
Race 1: CARNIVAL LAUNCH 18 JULY QTIS Two-Year-Old
Handicap - 1300m
07 July 2024 - 11:32
Track Rating: Soft 5, Weather: Overcast, Rail Position: +8m 1000m-
W/Post; +3.5m Remainder



Section	Overall	1200m	1000m	800m	600m	400m	200m						
Section Times	1:19.29 [1] (0:10.43)	1:08.86 [2] (0:11.71)	0:57.15 [3] (0:11.29)	0:45.86 [2] (0:11.19)	0:34.67 [2] (0:11.15)	0:23.52 [2] (0:11.33)	0:12.19 [2] (0:12.19)						
Average Speed [km/h]	34.5	61.4	63.9	65.2	65.6	64.0	59.1						
Top Speed [km/h]	61.6	63.5	65.9	66.0	66.6	65.3	62.3						
Avg. Dist. to Rail [m]	10.4	1.7	1.3	2.8	3.1	3.9	5.0						
Avg. Stride Freq. [Hz]	2.3	2.4	2.3	2.4	2.4	2.4	2.4						
Avg. Stride Length [m]	4.6	7.3	7.6	7.7	7.7	7.3	7.0						





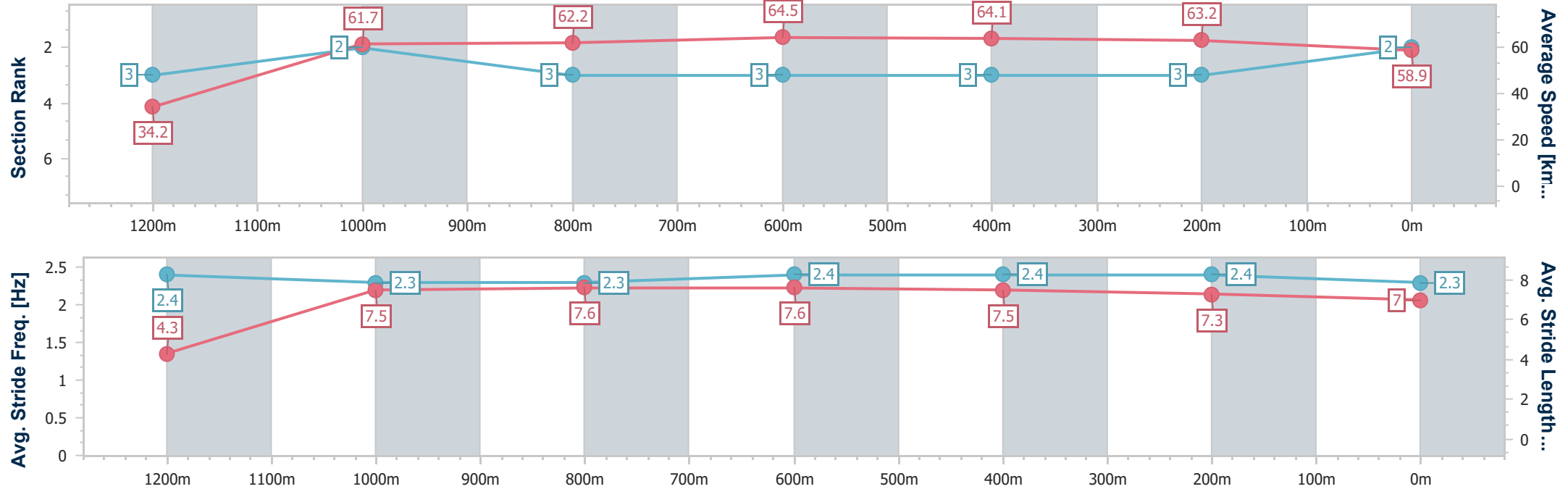
Horse/Jockey Name	Better Show
Final Rank	2
Fastest Section Time (Section)	0:10.55 (Overall)
Top Speed [km/h] (Section)	65.3 (800m)
Race State	Finished



Townsville QLD Professional
Race 1: CARNIVAL LAUNCH 18 JULY QTIS Two-Year-Old
Handicap - 1300m
07 July 2024 - 11:32
Track Rating: Soft 5, Weather: Overcast, Rail Position: +8m 1000m-
W/Post; +3.5m Remainder



Section	Overall	1200m	1000m	800m	600m	400m	200m						
Section Times	1:19.67 [2] (0:10.55)	1:09.12 [3] (0:11.58)	0:57.54 [2] (0:11.37)	0:46.17 [3] (0:11.13)	0:35.04 [3] (0:11.33)	0:23.71 [3] (0:11.49)	0:12.22 [3] (0:12.22)						
Average Speed [km/h]	34.2	61.7	62.2	64.5	64.1	63.2	58.9						
Top Speed [km/h]	62.5	62.6	64.4	65.3	64.9	63.9	61.9						
Avg. Dist. to Rail [m]	8.2	2.9	3.6	0.8	1.9	3.5	4.6						
Avg. Stride Freq. [Hz]	2.4	2.3	2.3	2.4	2.4	2.4	2.3						
Avg. Stride Length [m]	4.3	7.5	7.6	7.6	7.5	7.3	7.0						





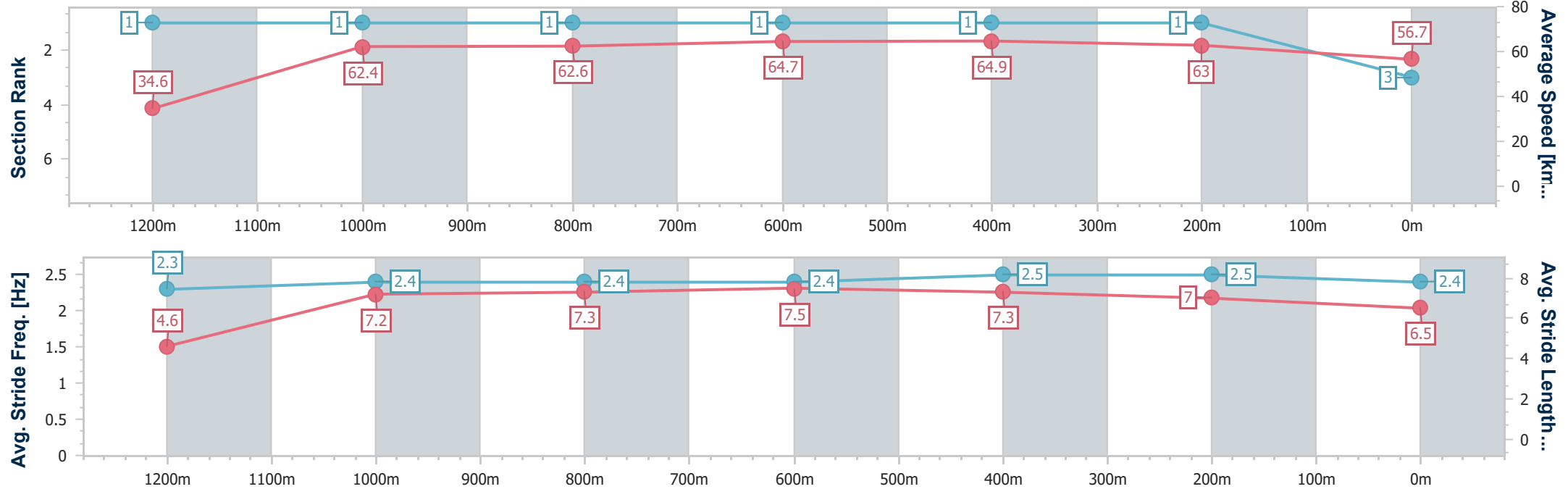
Horse/Jockey Name	Sneaky Freddy
Final Rank	3
Fastest Section Time (Section)	0:10.41 (Overall)
Top Speed [km/h] (Section)	66.3 (800m)
Race State	Finished



Townsville QLD Professional
Race 1: CARNIVAL LAUNCH 18 JULY QTIS Two-Year-Old
Handicap - 1300m
07 July 2024 - 11:32
Track Rating: Soft 5, Weather: Overcast, Rail Position: +8m 1000m-
W/Post; +3.5m Remainder



Section	Overall	1200m	1000m	800m	600m	400m	200m						
Section Times	1:19.80 [3] (0:10.41)	1:09.39 [1] (0:11.48)	0:57.91 [1] (0:11.40)	0:46.51 [1] (0:11.13)	0:35.38 [1] (0:11.18)	0:24.20 [1] (0:11.50)	0:12.70 [1] (0:12.70)						
Average Speed [km/h]	34.6	62.4	62.6	64.7	64.9	63.0	56.7						
Top Speed [km/h]	62.7	63.9	65.2	66.3	65.8	65.1	60.6						
Avg. Dist. to Rail [m]	9.2	1.4	2.1	0.5	1.8	2.9	3.2						
Avg. Stride Freq. [Hz]	2.3	2.4	2.4	2.4	2.5	2.5	2.4						
Avg. Stride Length [m]	4.6	7.2	7.3	7.5	7.3	7.0	6.5						





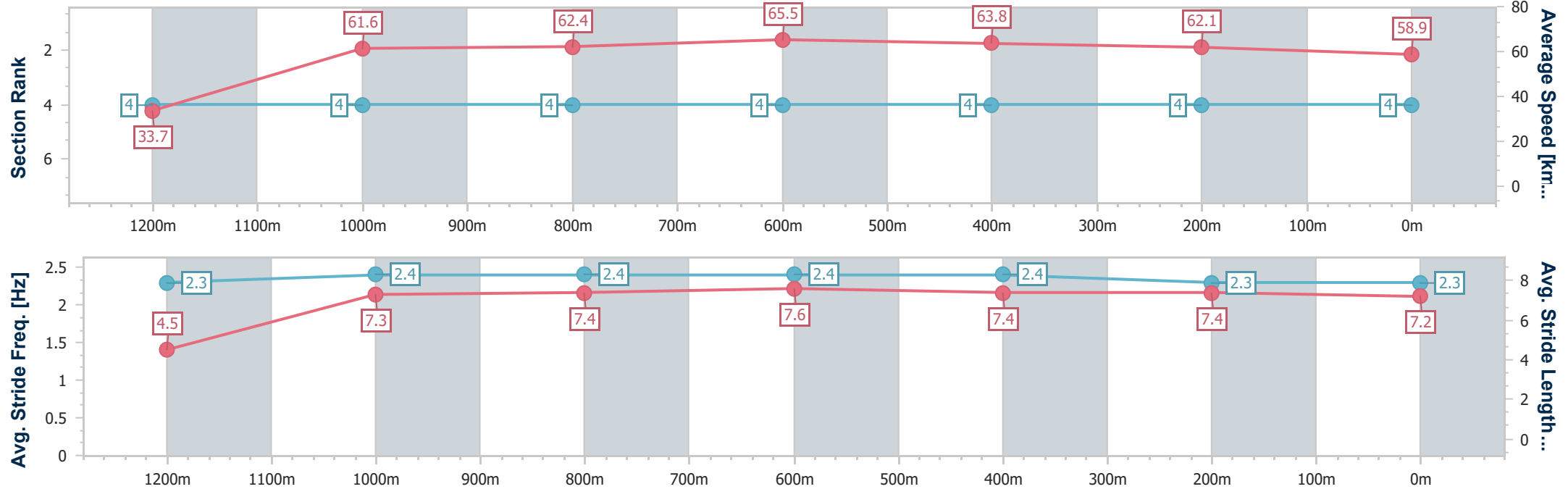
Horse/Jockey Name	Jungledeli
Final Rank	4
Fastest Section Time (Section)	0:10.67 (Overall)
Top Speed [km/h] (Section)	66.2 (800m)
Race State	Finished



Townsville QLD Professional
Race 1: CARNIVAL LAUNCH 18 JULY QTIS Two-Year-Old
Handicap - 1300m
07 July 2024 - 11:32
Track Rating: Soft 5, Weather: Overcast, Rail Position: +8m 1000m-
W/Post; +3.5m Remainder



Section	Overall	1200m	1000m	800m	600m	400m	200m						
Section Times	1:20.23 [4] (0:10.67)	1:09.56 [4] (0:11.65)	0:57.91 [4] (0:11.46)	0:46.45 [4] (0:11.06)	0:35.39 [4] (0:11.45)	0:23.94 [4] (0:11.70)	0:12.24 [4] (0:12.24)						
Average Speed [km/h]	33.7	61.6	62.4	65.5	63.8	62.1	58.9						
Top Speed [km/h]	60.7	62.3	64.5	66.2	65.3	63.5	61.6						
Avg. Dist. to Rail [m]	7.6	1.8	1.6	1.4	3.2	4.4	5.5						
Avg. Stride Freq. [Hz]	2.3	2.4	2.4	2.4	2.4	2.3	2.3						
Avg. Stride Length [m]	4.5	7.3	7.4	7.6	7.4	7.4	7.2						





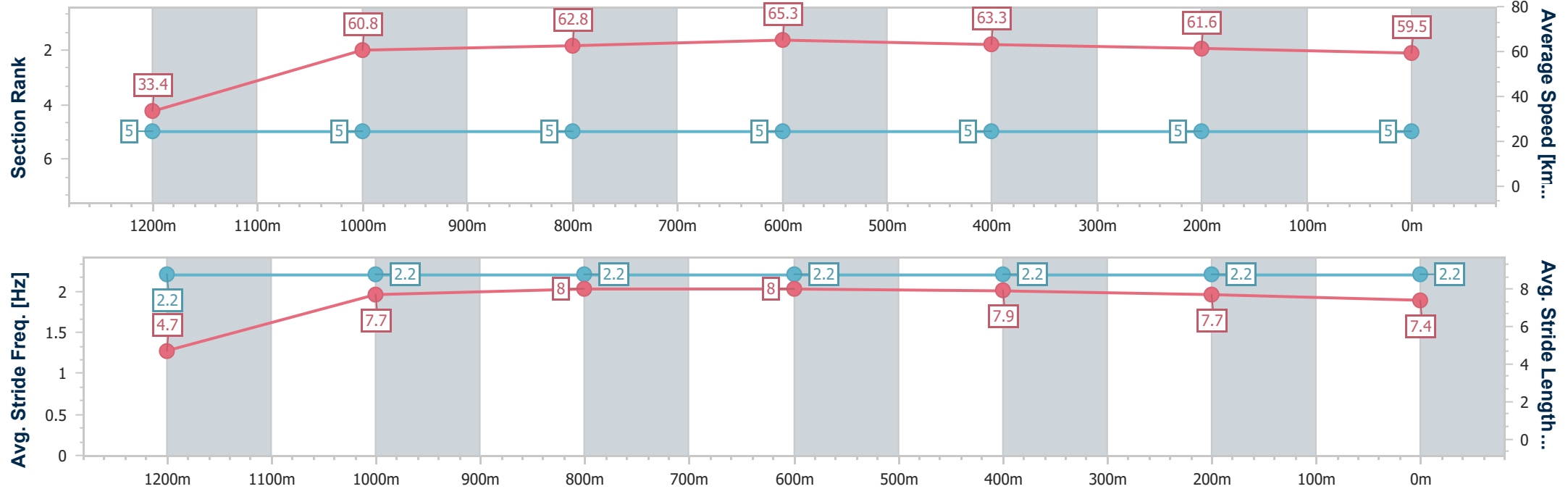
Horse/Jockey Name	Fabulous Hoffa
Final Rank	5
Fastest Section Time (Section)	0:10.80 (Overall)
Top Speed [km/h] (Section)	65.9 (800m)
Race State	Finished



Townsville QLD Professional
Race 1: CARNIVAL LAUNCH 18 JULY QTIS Two-Year-Old
Handicap - 1300m
07 July 2024 - 11:32
Track Rating: Soft 5, Weather: Overcast, Rail Position: +8m 1000m-
W/Post; +3.5m Remainder



Section	Overall	1200m	1000m	800m	600m	400m	200m						
Section Times	1:20.51 [5] (0:10.80)	1:09.71 [5] (0:11.77)	0:57.94 [5] (0:11.39)	0:46.55 [5] (0:11.13)	0:35.42 [5] (0:11.55)	0:23.87 [5] (0:11.77)	0:12.10 [5] (0:12.10)						
Average Speed [km/h]	33.4	60.8	62.8	65.3	63.3	61.6	59.5						
Top Speed [km/h]	60.5	61.3	65.2	65.9	65.5	62.5	61.6						
Avg. Dist. to Rail [m]	8.0	2.1	1.9	2.3	3.3	3.7	4.1						
Avg. Stride Freq. [Hz]	2.2	2.2	2.2	2.2	2.2	2.2	2.2						
Avg. Stride Length [m]	4.7	7.7	8.0	8.0	7.9	7.7	7.4						





Townsville QLD Professional
Race 2: MITAVITE QTIS Maiden Handicap - 1200m
07 July 2024 - 12:12



Track Rating: Soft 5, Weather: Overcast, Rail Position: +8m 1000m-W/Post; +3.5m Remainder

Section						Overall	1000m	800m	600m	400m	200m	Last 600m	
Field Times						1:10.67 (0:14.12)	0:56.55 (0:10.54)	0:46.01 (0:10.61)	0:35.40 (0:11.30)	0:24.10 (0:11.78)	0:12.32 (0:12.32)	0:35.40	
Rank	TAB	Horse/Jockey	Barrier	Top Speed [km/h]	Fastest Section							Margin	Distance Travelled [m]
1	3	DATINKA	8	68.7	0:10.88	1:10.67 [1]	0:56.22 [7]	0:45.34 [7]	0:34.16 [9]	0:23.20 [8]	0:12.00 [4]	1:10.67	0:34.16
		Isabella Teh		1000m	1000m	(0:14.45)	(0:10.88)	(0:11.18)	(0:10.96)	(0:11.20)	(0:12.00)		
2	11	FAIRYBOWER FLYER	2	68.7	0:10.68	1:10.89 [2]	0:56.77 [1]	0:45.99 [3]	0:35.31 [2]	0:24.07 [3]	0:12.36 [3]	1.3L	0:35.31
		Lacey Morrison		800m	800m	(0:14.12)	(0:10.78)	(0:10.68)	(0:11.24)	(0:11.71)	(0:12.36)		-7
3	9	LOVE ON DISPLAY	6	68.6	0:10.72	1:11.04 [3]	0:56.87 [3]	0:46.15 [2]	0:35.33 [3]	0:24.29 [2]	0:12.69 [1]	2.17L	0:35.33
		Corey Bayliss		600m	1000m	(0:14.17)	(0:10.72)	(0:10.82)	(0:11.04)	(0:11.60)	(0:12.69)		-2
4	1	CONVERTOR	9	69.0	0:10.94	1:11.12 [4]	0:56.88 [4]	0:45.94 [5]	0:34.91 [7]	0:23.85 [6]	0:12.40 [5]	2.64L	0:34.91
		Ashley Butler		800m	1000m	(0:14.24)	(0:10.94)	(0:11.03)	(0:11.06)	(0:11.45)	(0:12.40)		-1
5	12	I'M FAMOUS	1	68.4	0:10.70	1:11.16 [5]	0:56.85 [5]	0:46.15 [4]	0:35.33 [4]	0:24.16 [4]	0:12.41 [6]	2.87L	0:35.33
		Nathan Thomas		800m	1000m	(0:14.31)	(0:10.70)	(0:10.82)	(0:11.17)	(0:11.75)	(0:12.41)		-8
6	10	MUMMIFICATION	4	68.3	0:10.79	1:11.39 [6]	0:56.78 [9]	0:45.99 [8]	0:35.19 [6]	0:24.09 [7]	0:12.34 [8]	4.22L	0:35.19
		Denicious Smith		800m	1000m	(0:14.61)	(0:10.79)	(0:10.80)	(0:11.10)	(0:11.75)	(0:12.34)		-8
7	7	ELECTRIC HASHMAL	12	68.8	0:10.54	1:11.60 [7]	0:57.48 [2]	0:46.94 [1]	0:36.33 [1]	0:25.03 [1]	0:13.14 [2]	5.49L	0:36.33
		Tyler Leslight		1000m	1000m	(0:14.12)	(0:10.54)	(0:10.61)	(0:11.30)	(0:11.89)	(0:13.14)		-6
8	5	THE EIGHTH I AM	10	67.8	0:10.96	1:11.61 [8]	0:57.02 [8]	0:46.06 [9]	0:34.90 [10]	0:23.63 [10]	0:12.18 [10]	5.55L	0:34.90
		Chris Whiteley		800m	1000m	(0:14.59)	(0:10.96)	(0:11.16)	(0:11.27)	(0:11.45)	(0:12.18)		+1
9	2	MRS GLOOP	11	67.7	0:10.74	1:12.02 [9]	0:57.18 [10]	0:46.44 [10]	0:35.54 [8]	0:24.33 [9]	0:12.73 [9]	7.96L	0:35.54
		Scott Sheargold		1000m	1000m	(0:14.84)	(0:10.74)	(0:10.90)	(0:11.21)	(0:11.60)	(0:12.73)		-4
10	8	JUST LIKE ROSIE	3	68.7	0:10.72	1:12.53 [10]	0:58.10 [6]	0:47.28 [6]	0:36.56 [5]	0:25.46 [5]	0:13.48 [7]	10.92L	0:36.56
		Ryan Wiggins		800m	800m	(0:14.43)	(0:10.82)	(0:10.72)	(0:11.10)	(0:11.98)	(0:13.48)		-6

Scratched: Come On Let's Kiss (#6), Fighting Edge (#4)



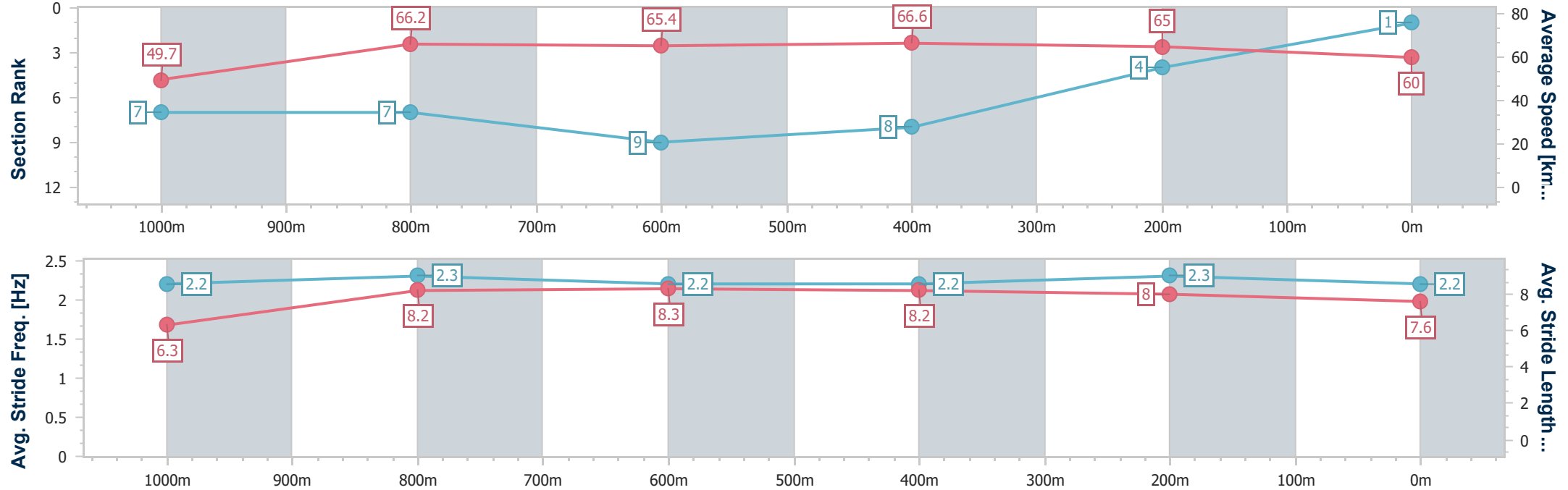
Horse/Jockey Name	Datinka
Final Rank	1
Fastest Section Time (Section)	0:10.88 (1000m)
Top Speed [km/h] (Section)	68.7 (1000m)
Race State	Finished



Townsville QLD Professional
Race 2: MITAVITE QTIS Maiden Handicap - 1200m
07 July 2024 - 12:12
Track Rating: Soft 5, Weather: Overcast, Rail Position: +8m 1000m-
W/Post; +3.5m Remainder



Section	Overall	1000m	800m	600m	400m	200m								
Section Times	1:10.67 [1] (0:14.45)	0:56.22 [7] (0:10.88)	0:45.34 [7] (0:11.18)	0:34.16 [9] (0:10.96)	0:23.20 [8] (0:11.20)	0:12.00 [4]	(0:12.00)							
Average Speed [km/h]	49.7	66.2	65.4	66.6	65.0	60.0								
Top Speed [km/h]	65.8	68.7	67.7	68.3	65.7	63.9								
Avg. Dist. to Rail [m]	4.3	1.2	3.1	3.2	6.0	6.2								
Avg. Stride Freq. [Hz]	2.2	2.3	2.2	2.2	2.3	2.2								
Avg. Stride Length [m]	6.3	8.2	8.3	8.2	8.0	7.6								





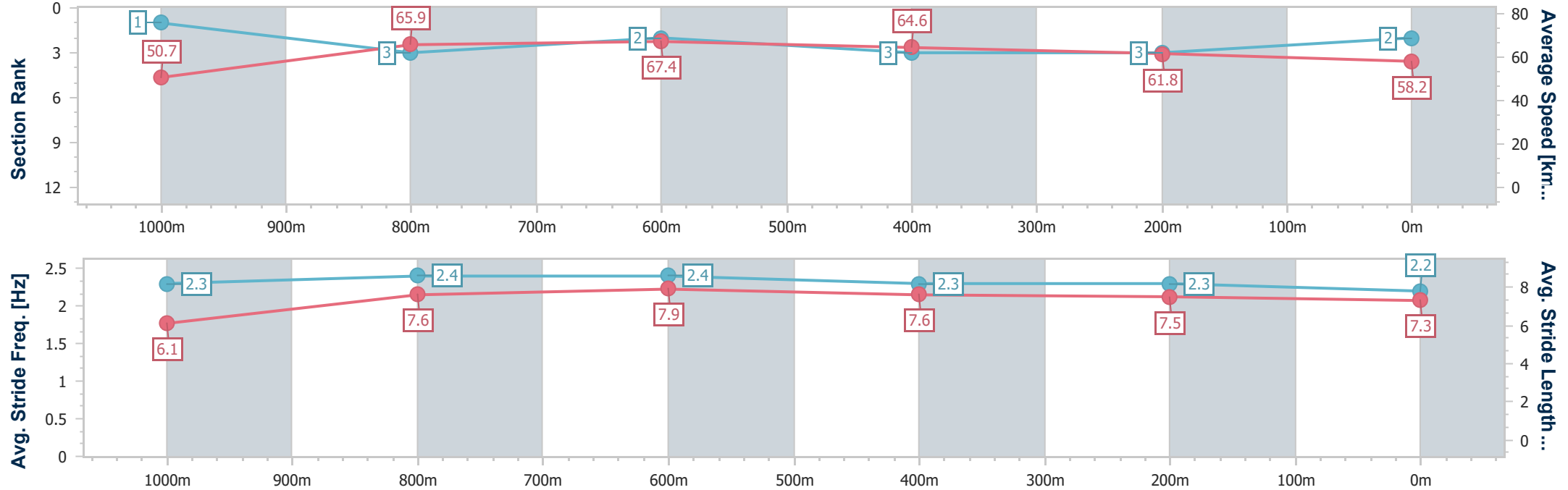
Horse/Jockey Name	Fairybower Flyer
Final Rank	2
Fastest Section Time (Section)	0:10.68 (800m)
Top Speed [km/h] (Section)	68.7 (800m)
Race State	Finished



Townsville QLD Professional
Race 2: MITAVITE QTIS Maiden Handicap - 1200m
07 July 2024 - 12:12
Track Rating: Soft 5, Weather: Overcast, Rail Position: +8m 1000m-
W/Post; +3.5m Remainder



Section	Overall	1000m	800m	600m	400m	200m								
Section Times	1:10.89 [2] (0:14.12)	0:56.77 [1] (0:10.78)	0:45.99 [3] (0:10.68)	0:35.31 [2] (0:11.24)	0:24.07 [3] (0:11.71)	0:12.36 [3] (0:12.36)								
Average Speed [km/h]	50.7	65.9	67.4	64.6	61.8	58.2								
Top Speed [km/h]	67.4	68.5	68.7	67.3	63.5	60.1								
Avg. Dist. to Rail [m]	3.7	2.6	0.5	1.4	3.2	4.0								
Avg. Stride Freq. [Hz]	2.3	2.4	2.4	2.3	2.3	2.2								
Avg. Stride Length [m]	6.1	7.6	7.9	7.6	7.5	7.3								





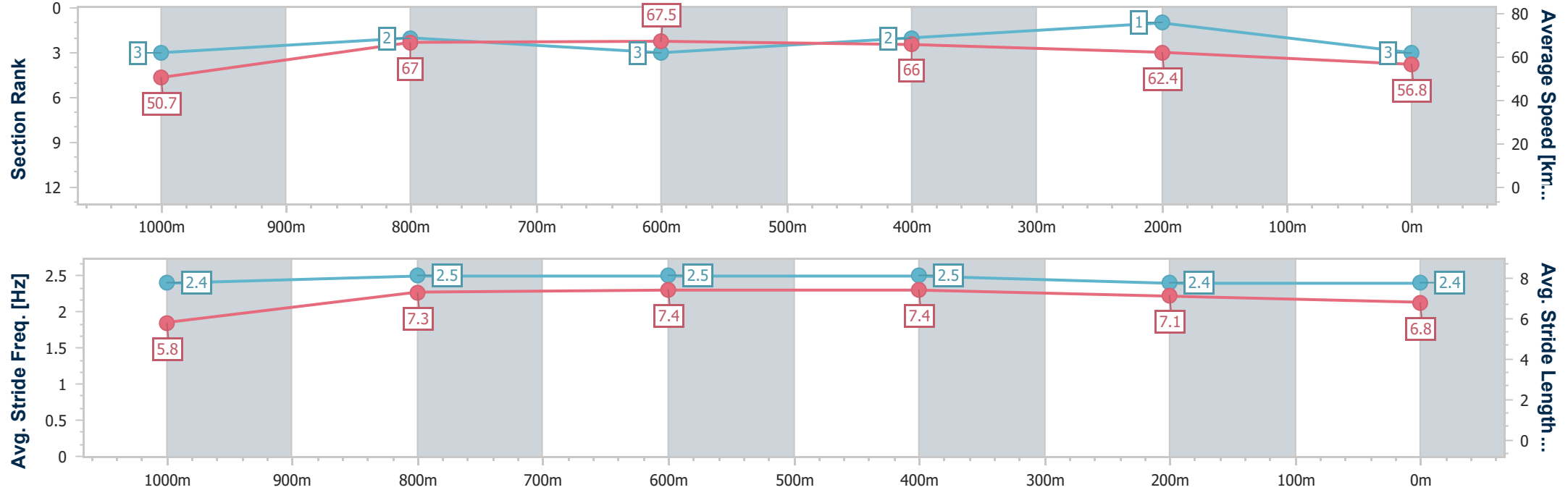
Horse/Jockey Name	Love On Display
Final Rank	3
Fastest Section Time (Section)	0:10.72 (1000m)
Top Speed [km/h] (Section)	68.6 (600m)
Race State	Finished



Townsville QLD Professional
Race 2: MITAVITE QTIS Maiden Handicap - 1200m
07 July 2024 - 12:12
Track Rating: Soft 5, Weather: Overcast, Rail Position: +8m 1000m-
W/Post; +3.5m Remainder



Section	Overall	1000m	800m	600m	400m	200m								
Section Times	1:11.04 [3] (0:14.17)	0:56.87 [3] (0:10.72)	0:46.15 [2] (0:10.82)	0:35.33 [3] (0:11.04)	0:24.29 [2] (0:11.60)	0:12.69 [1] (0:12.69)								
Average Speed [km/h]	50.7	67.0	67.5	66.0	62.4	56.8								
Top Speed [km/h]	66.4	67.5	68.6	68.6	63.6	60.8								
Avg. Dist. to Rail [m]	4.0	1.6	3.0	2.8	3.4	5.3								
Avg. Stride Freq. [Hz]	2.4	2.5	2.5	2.5	2.4	2.4								
Avg. Stride Length [m]	5.8	7.3	7.4	7.4	7.1	6.8								





Horse/Jockey Name	Convertor
Final Rank	4
Fastest Section Time (Section)	0:10.94 (1000m)
Top Speed [km/h] (Section)	69.0 (800m)
Race State	Finished

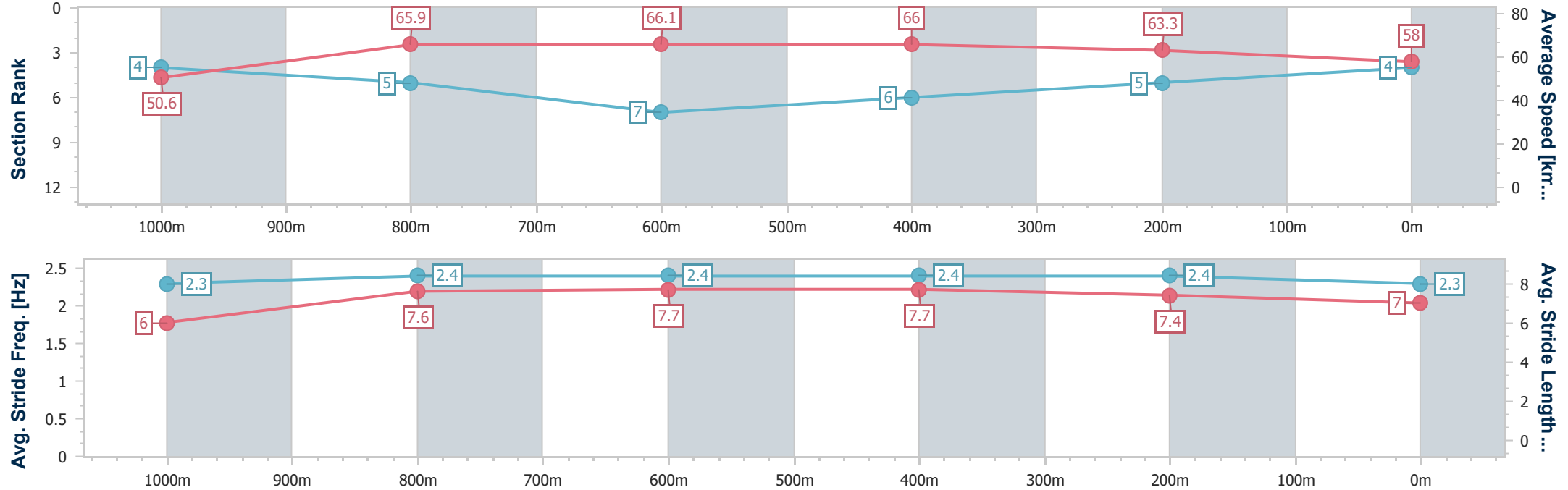


Townsville QLD Professional
Race 2: MITAVITE QTIS Maiden Handicap - 1200m

07 July 2024 - 12:12
Track Rating: Soft 5, Weather: Overcast, Rail Position: +8m 1000m-
W/Post; +3.5m Remainder



Section	Overall	1000m	800m	600m	400m	200m							
Section Times	1:11.12 [4] (0:14.24)	0:56.88 [4] (0:10.94)	0:45.94 [5] (0:11.03)	0:34.91 [7] (0:11.06)	0:23.85 [6] (0:11.45)	0:12.40 [5] (0:12.40)							
Average Speed [km/h]	50.6	65.9	66.1	66.0	63.3	58.0							
Top Speed [km/h]	66.7	67.4	69.0	68.5	65.6	62.0							
Avg. Dist. to Rail [m]	5.6	0.9	2.8	2.9	5.1	7.2							
Avg. Stride Freq. [Hz]	2.3	2.4	2.4	2.4	2.4	2.3							
Avg. Stride Length [m]	6.0	7.6	7.7	7.7	7.4	7.0							



[] Ranking at each section and finish
-.-.- No data available at this section
NA No data available



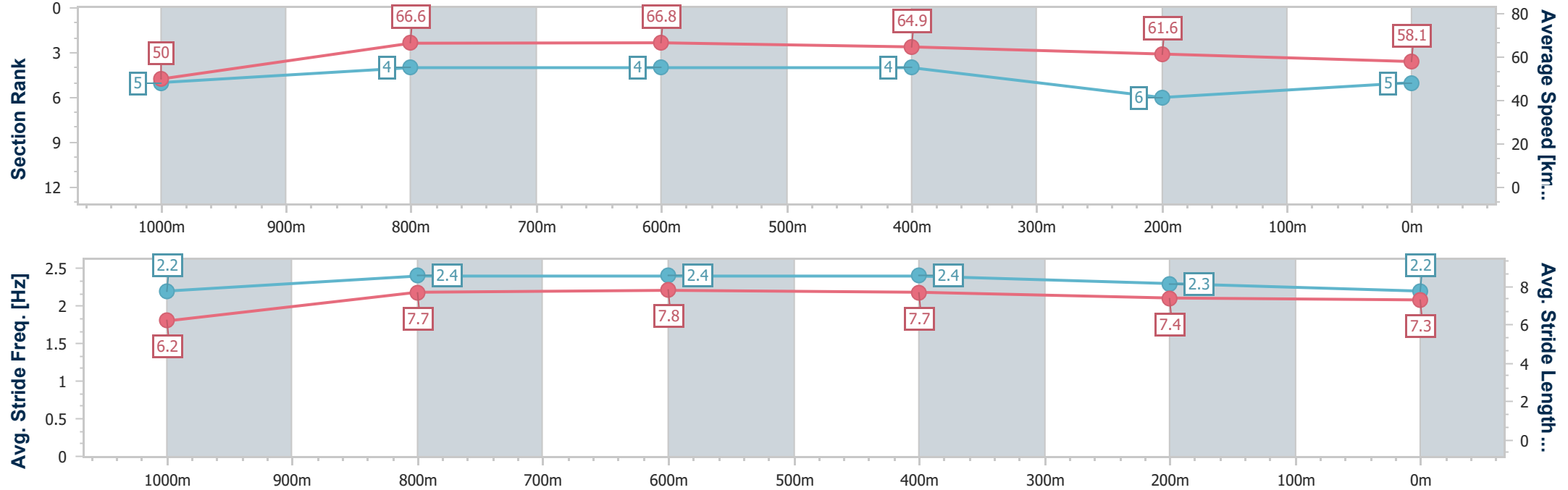
Horse/Jockey Name	I'm Famous
Final Rank	5
Fastest Section Time (Section)	0:10.70 (1000m)
Top Speed [km/h] (Section)	68.4 (800m)
Race State	Finished



Townsville QLD Professional
Race 2: MITAVITE QTIS Maiden Handicap - 1200m
07 July 2024 - 12:12
Track Rating: Soft 5, Weather: Overcast, Rail Position: +8m 1000m-
W/Post; +3.5m Remainder



Section	Overall	1000m	800m	600m	400m	200m							
Section Times	1:11.16 [5] (0:14.31)	0:56.85 [5] (0:10.70)	0:46.15 [4] (0:10.82)	0:35.33 [4] (0:11.17)	0:24.16 [4] (0:11.75)	0:12.41 [6] (0:12.41)							
Average Speed [km/h]	50.0	66.6	66.8	64.9	61.6	58.1							
Top Speed [km/h]	65.8	67.3	68.4	67.3	62.5	59.2							
Avg. Dist. to Rail [m]	3.1	2.2	1.0	1.7	2.7	4.5							
Avg. Stride Freq. [Hz]	2.2	2.4	2.4	2.4	2.3	2.2							
Avg. Stride Length [m]	6.2	7.7	7.8	7.7	7.4	7.3							





Horse/Jockey Name	Mummification
Final Rank	6
Fastest Section Time (Section)	0:10.79 (1000m)
Top Speed [km/h] (Section)	68.3 (800m)
Race State	Finished

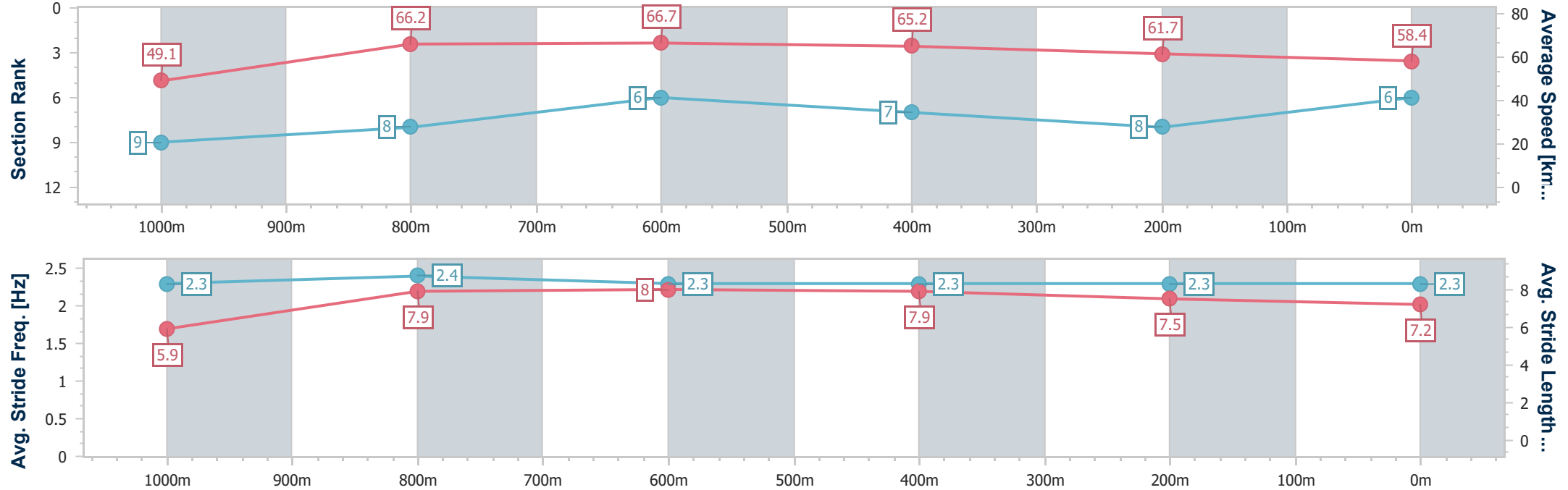


Townsville QLD Professional
Race 2: MITAVITE QTIS Maiden Handicap - 1200m

07 July 2024 - 12:12
Track Rating: Soft 5, Weather: Overcast, Rail Position: +8m 1000m-
W/Post; +3.5m Remainder



Section	Overall	1000m	800m	600m	400m	200m							
Section Times	1:11.39 [6] (0:14.61)	0:56.78 [9] (0:10.79)	0:45.99 [8] (0:10.80)	0:35.19 [6] (0:11.10)	0:24.09 [7] (0:11.75)	0:12.34 [8] (0:12.34)							
Average Speed [km/h]	49.1	66.2	66.7	65.2	61.7	58.4							
Top Speed [km/h]	64.4	68.0	68.3	67.9	62.9	60.6							
Avg. Dist. to Rail [m]	3.6	2.2	0.5	1.5	3.5	7.2							
Avg. Stride Freq. [Hz]	2.3	2.4	2.3	2.3	2.3	2.3							
Avg. Stride Length [m]	5.9	7.9	8.0	7.9	7.5	7.2							



- [] Ranking at each section and finish
- .-.- No data available at this section
- NA No data available



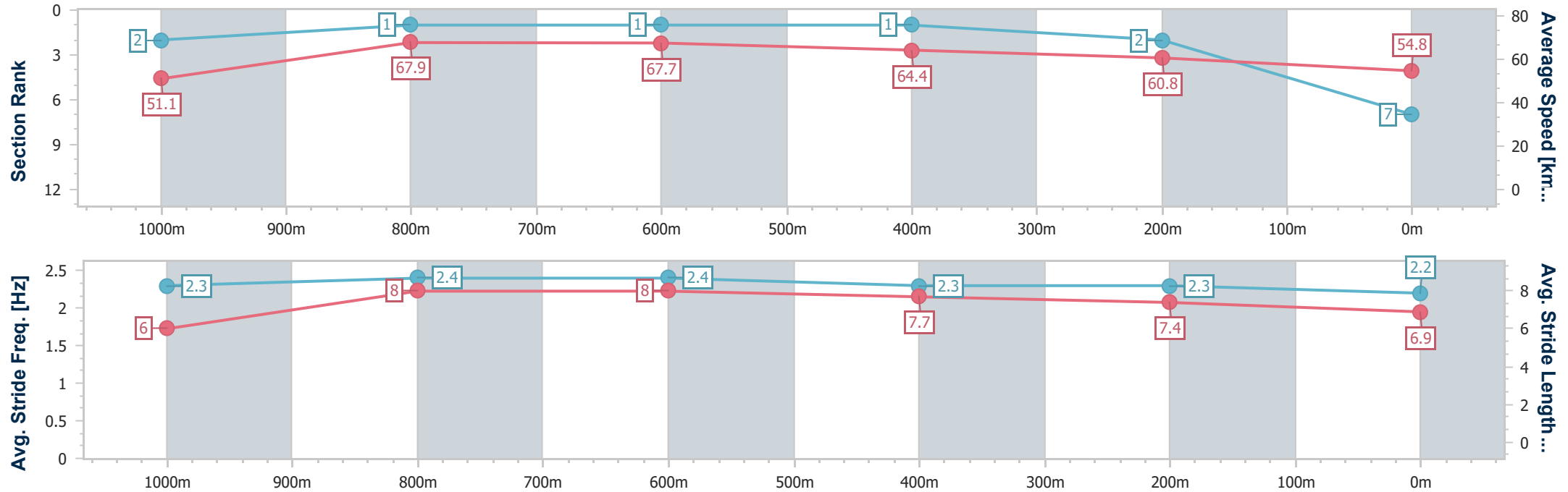
Horse/Jockey Name	Electric Hashmal
Final Rank	7
Fastest Section Time (Section)	0:10.54 (1000m)
Top Speed [km/h] (Section)	68.8 (1000m)
Race State	Finished



Townsville QLD Professional
Race 2: MITAVITE QTIS Maiden Handicap - 1200m
07 July 2024 - 12:12
Track Rating: Soft 5, Weather: Overcast, Rail Position: +8m 1000m-
W/Post; +3.5m Remainder



Section	Overall	1000m	800m	600m	400m	200m							
Section Times	1:11.60 [7] (0:14.12)	0:57.48 [2] (0:10.54)	0:46.94 [1] (0:10.61)	0:36.33 [1] (0:11.30)	0:25.03 [1] (0:11.89)	0:13.14 [2] (0:13.14)							
Average Speed [km/h]	51.1	67.9	67.7	64.4	60.8	54.8							
Top Speed [km/h]	68.7	68.8	68.2	66.3	62.6	58.6							
Avg. Dist. to Rail [m]	7.2	1.1	0.4	1.7	3.3	3.8							
Avg. Stride Freq. [Hz]	2.3	2.4	2.4	2.3	2.3	2.2							
Avg. Stride Length [m]	6.0	8.0	8.0	7.7	7.4	6.9							





Horse/Jockey Name	The Eighth I Am
Final Rank	8
Fastest Section Time (Section)	0:10.96 (1000m)
Top Speed [km/h] (Section)	67.8 (800m)
Race State	Finished

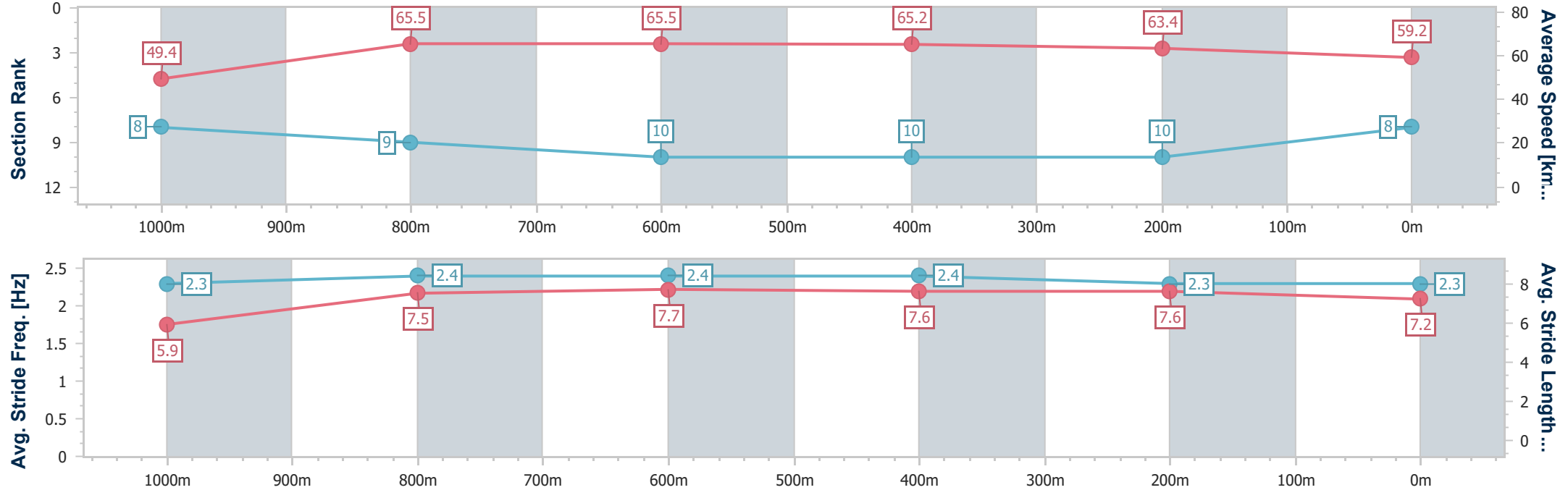


Townsville QLD Professional
Race 2: MITAVITE QTIS Maiden Handicap - 1200m

07 July 2024 - 12:12
Track Rating: Soft 5, Weather: Overcast, Rail Position: +8m 1000m-
W/Post; +3.5m Remainder



Section	Overall	1000m	800m	600m	400m	200m							
Section Times	1:11.61 [8] (0:14.59)	0:57.02 [8] (0:10.96)	0:46.06 [9] (0:11.16)	0:34.90 [10] (0:11.27)	0:23.63 [10] (0:11.45)	0:12.18 [10] (0:12.18)							
Average Speed [km/h]	49.4	65.5	65.5	65.2	63.4	59.2							
Top Speed [km/h]	65.4	67.3	67.8	66.3	65.3	62.7							
Avg. Dist. to Rail [m]	5.7	1.2	3.1	4.3	5.8	10.3							
Avg. Stride Freq. [Hz]	2.3	2.4	2.4	2.4	2.3	2.3							
Avg. Stride Length [m]	5.9	7.5	7.7	7.6	7.6	7.2							



- [] Ranking at each section and finish
- .-.- No data available at this section
- NA No data available



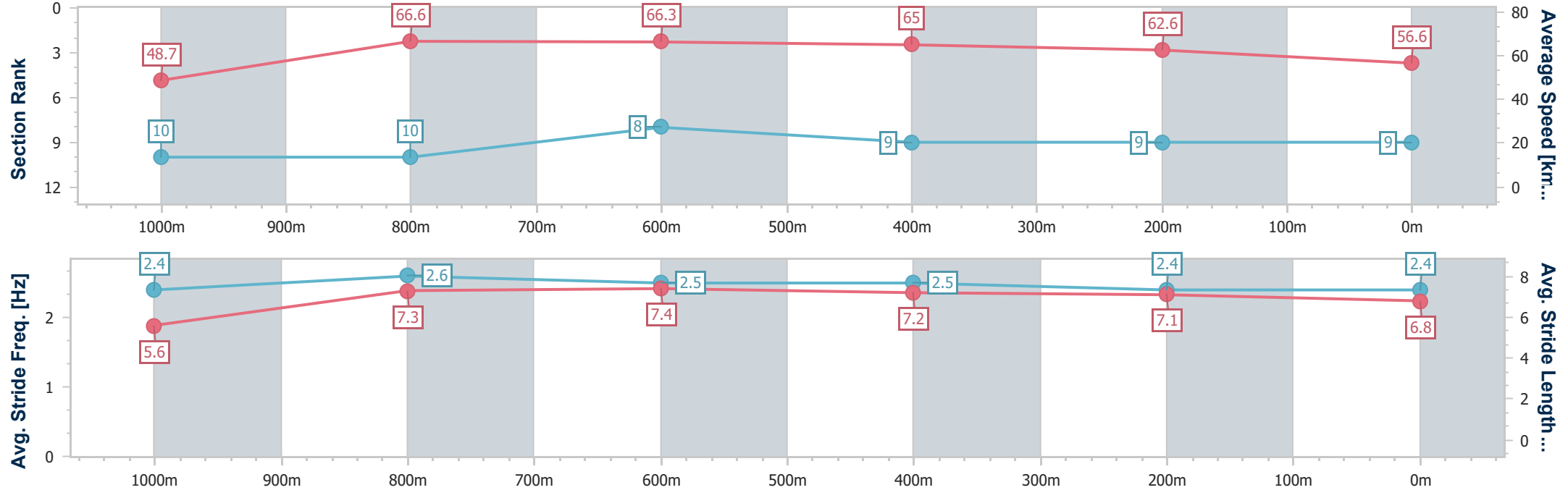
Horse/Jockey Name	Mrs Gloop
Final Rank	9
Fastest Section Time (Section)	0:10.74 (1000m)
Top Speed [km/h] (Section)	67.7 (1000m)
Race State	Finished



Townsville QLD Professional
Race 2: MITAVITE QTIS Maiden Handicap - 1200m
07 July 2024 - 12:12
Track Rating: Soft 5, Weather: Overcast, Rail Position: +8m 1000m-
W/Post; +3.5m Remainder



Section	Overall	1000m	800m	600m	400m	200m							
Section Times	1:12.02 [9] (0:14.84)	0:57.18 [10] (0:10.74)	0:46.44 [10] (0:10.90)	0:35.54 [8] (0:11.21)	0:24.33 [9] (0:11.60)	0:12.73 [9] (0:12.73)							
Average Speed [km/h]	48.7	66.6	66.3	65.0	62.6	56.6							
Top Speed [km/h]	62.3	67.7	67.4	66.3	64.6	60.2							
Avg. Dist. to Rail [m]	6.4	1.5	0.7	2.8	4.6	7.4							
Avg. Stride Freq. [Hz]	2.4	2.6	2.5	2.5	2.4	2.4							
Avg. Stride Length [m]	5.6	7.3	7.4	7.2	7.1	6.8							





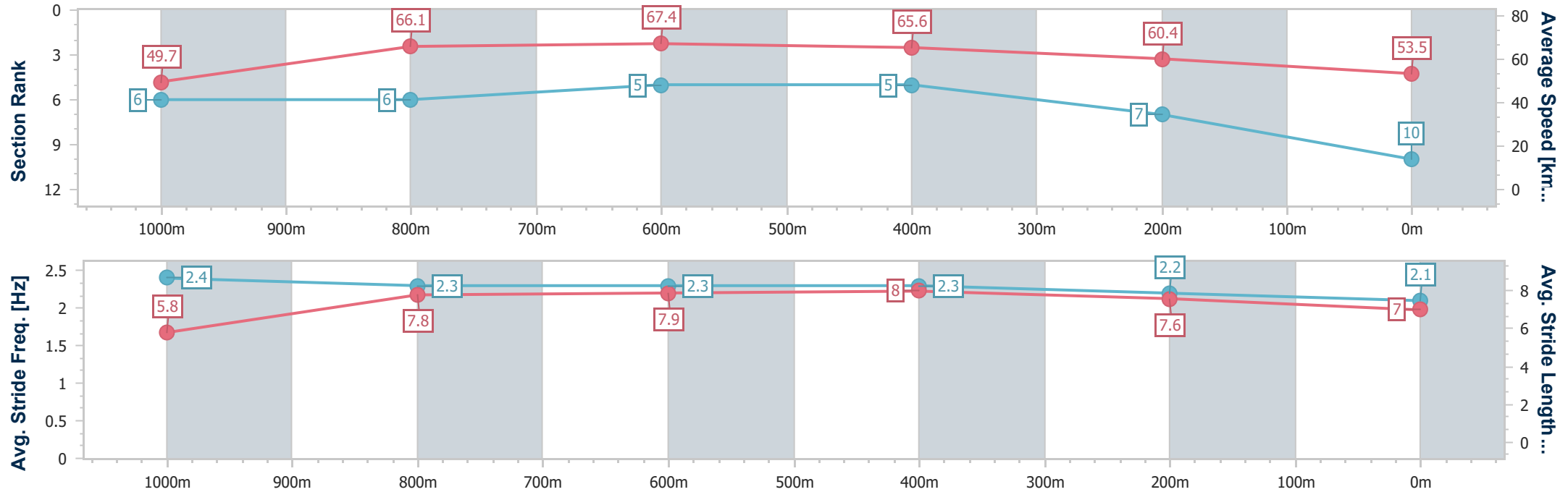
Horse/Jockey Name	Just Like Rosie
Final Rank	10
Fastest Section Time (Section)	0:10.72 (800m)
Top Speed [km/h] (Section)	68.7 (800m)
Race State	Finished



Townsville QLD Professional
Race 2: MITAVITE QTIS Maiden Handicap - 1200m
07 July 2024 - 12:12
Track Rating: Soft 5, Weather: Overcast, Rail Position: +8m 1000m-
W/Post; +3.5m Remainder



Section	Overall	1000m	800m	600m	400m	200m							
Section Times	1:12.53 [10] (0:14.43)	0:58.10 [6] (0:10.82)	0:47.28 [6] (0:10.72)	0:36.56 [5] (0:11.10)	0:25.46 [5] (0:11.98)	0:13.48 [7] (0:13.48)							
Average Speed [km/h]	49.7	66.1	67.4	65.6	60.4	53.5							
Top Speed [km/h]	65.2	67.6	68.7	67.9	63.4	57.7							
Avg. Dist. to Rail [m]	3.3	1.3	0.7	2.2	4.0	6.0							
Avg. Stride Freq. [Hz]	2.4	2.3	2.3	2.3	2.2	2.1							
Avg. Stride Length [m]	5.8	7.8	7.9	8.0	7.6	7.0							





Townsville QLD Professional

Race 3: LADBROKES MAGNETIC ISLAND MILE OPEN Handicap - 1609m

07 July 2024 - 12:48



Track Rating: Soft 5, Weather: Fine, Rail Position: +8m 1000m-W/Post; +3.5m Remainder

Section						Overall	1400m	1200m	1000m	800m	600m	400m	Last 600m	
Field Times						1:36.55 (0:15.98)	1:20.57 (0:11.37)	1:09.20 (0:11.42)	0:57.78 (0:11.11)	0:46.67 (0:10.91)	0:35.76 (0:11.54)	0:24.22 (0:11.86)	0:35.76	
Rank	TAB	Horse/Jockey	Barrier	Top Speed [km/h]	Fastest Section									Distance Travelled [m]
1	5	SUCH A WHIT	2	67.8	0:10.89	1:36.55 [1]	1:20.13 [4]	1:08.74 [4]	0:57.47 [3]	0:46.34 [3]	0:35.45 [3]	0:24.01 [3]	0:35.45	
		Chelsea Jokic		800m	800m	(0:16.42)	(0:11.39)	(0:11.27)	(0:11.13)	(0:10.89)	(0:11.44)	(0:11.65)		
2	4	MOOLOOLABA	7	67.6	0:10.91	1:37.21 [2]	1:21.05 [3]	1:09.77 [2]	0:58.39 [2]	0:47.33 [1]	0:36.42 [1]	0:24.88 [1]	0:36.42	-1
		Lacey Morrison		800m	800m	(0:16.16)	(0:11.28)	(0:11.38)	(0:11.06)	(0:10.91)	(0:11.54)	(0:11.93)		
3	2	SAYL	1	66.1	0:11.07	1:37.95 [3]	1:21.32 [5]	1:09.89 [5]	0:58.59 [5]	0:47.40 [5]	0:36.33 [5]	0:24.80 [5]	0:36.33	+1
		Nathan Thomas		800m	800m	(0:16.63)	(0:11.43)	(0:11.30)	(0:11.19)	(0:11.07)	(0:11.53)	(0:12.00)		
4	6	EROE	3	66.1	0:11.14	1:38.49 [4]	1:22.42 [2]	1:10.76 [3]	0:59.40 [4]	0:48.18 [4]	0:37.04 [4]	0:25.40 [4]	0:37.04	-4
		Tyler Leslight		800m	800m	(0:16.07)	(0:11.66)	(0:11.36)	(0:11.22)	(0:11.14)	(0:11.64)	(0:12.26)		
5	7	DAWN STRIKE	5	68.0	0:10.95	1:38.54 [5]	1:22.56 [1]	1:11.19 [1]	0:59.77 [1]	0:48.64 [2]	0:37.69 [2]	0:26.00 [2]	0:37.69	-6
		Scott Sheargold		800m	800m	(0:15.98)	(0:11.37)	(0:11.42)	(0:11.13)	(0:10.95)	(0:11.69)	(0:12.57)		
6	1	THIRD REALM	4	65.9	0:11.14	1:40.54 [6]	1:23.69 [6]	1:12.19 [6]	1:00.76 [6]	0:49.62 [6]	0:38.40 [6]	0:26.48 [6]	0:38.40	+1
		Ashley Butler		800m	1000m	(0:16.85)	(0:11.50)	(0:11.43)	(0:11.14)	(0:11.22)	(0:11.92)	(0:12.44)		

Scratched: Solar Apex (#3)



Townsville QLD Professional
Race 3: LADBROKES MAGNETIC ISLAND MILE OPEN Handicap - 1609m
07 July 2024 - 12:48



Track Rating: Soft 5, Weather: Fine, Rail Position: +8m 1000m-W/Post; +3.5m Remainder

Section		Field Times		200m		Last 600m			
				0:12.36 (0:12.36)		0:35.76			
Rank	TAB	Horse/Jockey	Barrier	Top Speed [km/h]	Fastest Section	Margin			Distance Travelled [m]
1	5	SUCH A WHIT	2	67.8	0:10.89	0:12.36 [1]	1:36.55	0:35.45	
		Chelsea Jokic		800m	800m	(0:12.36)			
2	4	MOOLOOLABA	7	67.6	0:10.91	0:12.95 [2]	3.88L	0:36.42	-1
		Lacey Morrison		800m	800m	(0:12.95)			
3	2	SAYL	1	66.1	0:11.07	0:12.80 [4]	8.22L	0:36.33	+1
		Nathan Thomas		800m	800m	(0:12.80)			
4	6	EROE	3	66.1	0:11.14	0:13.14 [5]	11.42L	0:37.04	-4
		Tyler Leslight		800m	800m	(0:13.14)			
5	7	DAWN STRIKE	5	68.0	0:10.95	0:13.43 [3]	11.67L	0:37.69	-6
		Scott Sheargold		800m	800m	(0:13.43)			
6	1	THIRD REALM	4	65.9	0:11.14	0:14.04 [6]	23.44L	0:38.40	+1
		Ashley Butler		800m	1000m	(0:14.04)			

Scratched: Solar Apex (#3)



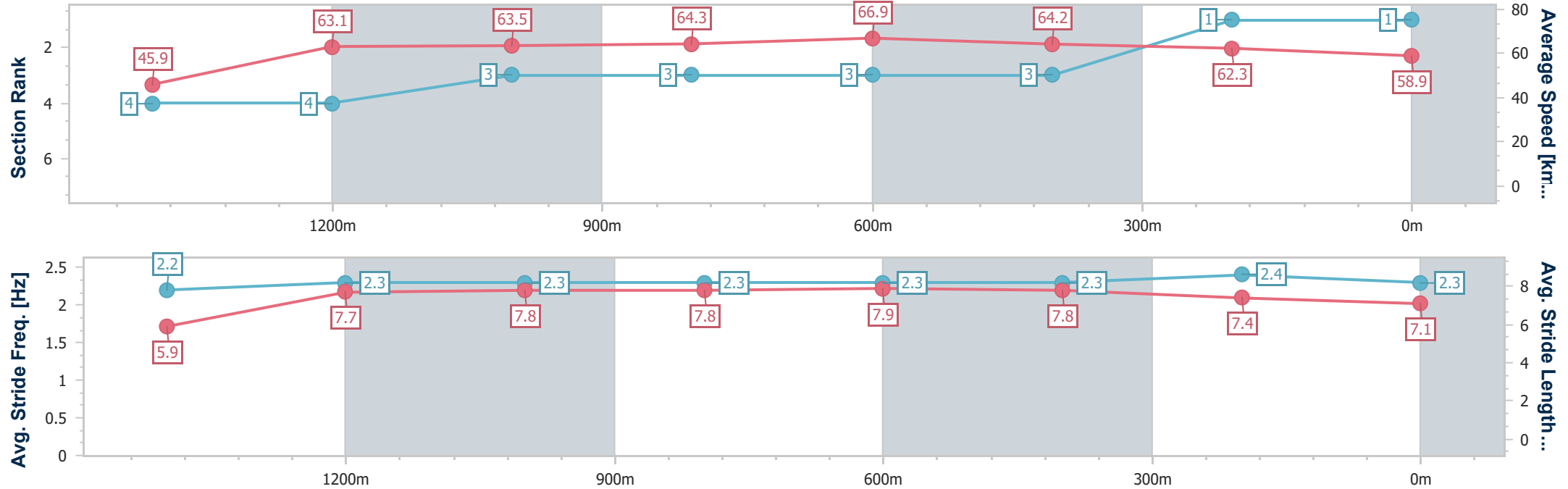
Horse/Jockey Name	Such A Whit
Final Rank	1
Fastest Section Time (Section)	0:10.89 (800m)
Top Speed [km/h] (Section)	67.8 (800m)
Race State	Finished



Townsville QLD Professional
Race 3: LADBROKES MAGNETIC ISLAND MILE OPEN
Handicap - 1609m
07 July 2024 - 12:48
Track Rating: Soft 5, Weather: Fine, Rail Position: +8m 1000m-
W/Post; +3.5m Remainder



Section	Overall	1400m	1200m	1000m	800m	600m	400m	200m					
Section Times	1:36.55 [1] (0:16.42)	1:20.13 [4] (0:11.39)	1:08.74 [4] (0:11.27)	0:57.47 [3] (0:11.13)	0:46.34 [3] (0:10.89)	0:35.45 [3] (0:11.44)	0:24.01 [3] (0:11.65)	0:12.36 [1] (0:12.36)					
Average Speed [km/h]	45.9	63.1	63.5	64.3	66.9	64.2	62.3	58.9					
Top Speed [km/h]	63.7	64.2	64.1	66.7	67.8	67.3	63.6	61.9					
Avg. Dist. to Rail [m]	6.0	0.4	2.1	1.8	2.3	4.2	5.0	8.6					
Avg. Stride Freq. [Hz]	2.2	2.3	2.3	2.3	2.3	2.3	2.4	2.3					
Avg. Stride Length [m]	5.9	7.7	7.8	7.8	7.9	7.8	7.4	7.1					





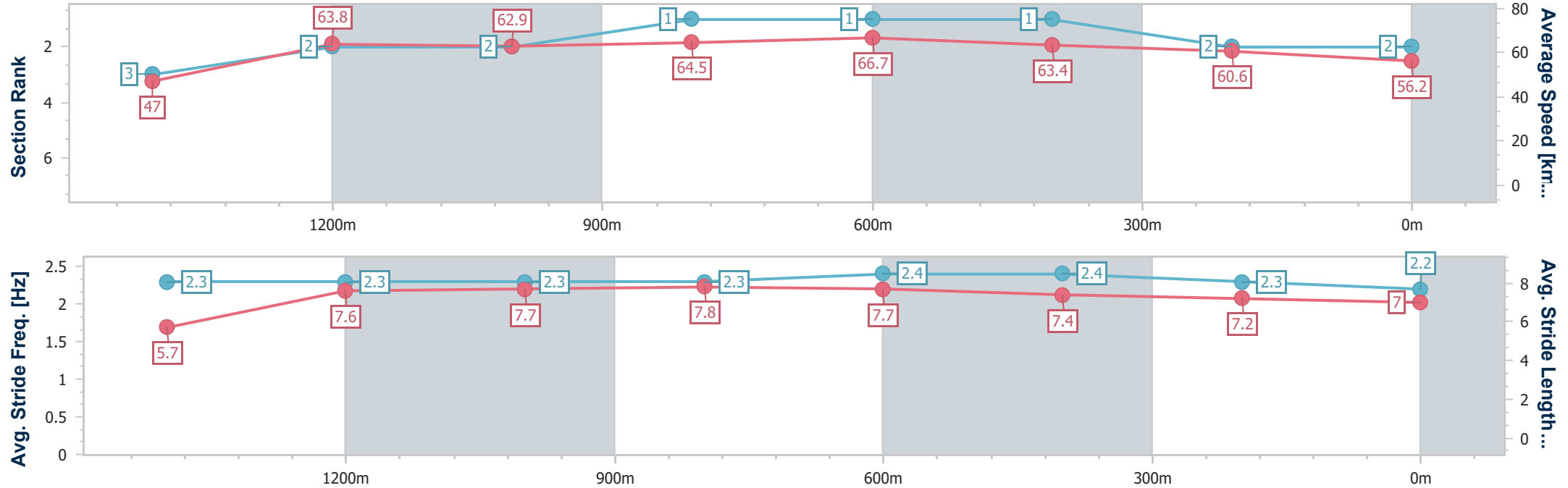
Horse/Jockey Name	Mooloolaba
Final Rank	2
Fastest Section Time (Section)	0:10.91 (800m)
Top Speed [km/h] (Section)	67.6 (800m)
Race State	Finished



Townsville QLD Professional
Race 3: LADBROKES MAGNETIC ISLAND MILE OPEN
Handicap - 1609m
07 July 2024 - 12:48
Track Rating: Soft 5, Weather: Fine, Rail Position: +8m 1000m-
W/Post; +3.5m Remainder



Section	Overall	1400m	1200m	1000m	800m	600m	400m	200m					
Section Times	1:37.21 [2] (0:16.16)	1:21.05 [3] (0:11.28)	1:09.77 [2] (0:11.38)	0:58.39 [2] (0:11.06)	0:47.33 [1] (0:10.91)	0:36.42 [1] (0:11.54)	0:24.88 [1] (0:11.93)	0:12.95 [2] (0:12.95)					
Average Speed [km/h]	47.0	63.8	62.9	64.5	66.7	63.4	60.6	56.2					
Top Speed [km/h]	65.7	65.9	63.1	67.6	67.6	66.2	62.3	58.2					
Avg. Dist. to Rail [m]	8.1	0.3	2.4	2.2	2.3	3.2	2.7	3.0					
Avg. Stride Freq. [Hz]	2.3	2.3	2.3	2.3	2.4	2.4	2.3	2.2					
Avg. Stride Length [m]	5.7	7.6	7.7	7.8	7.7	7.4	7.2	7.0					





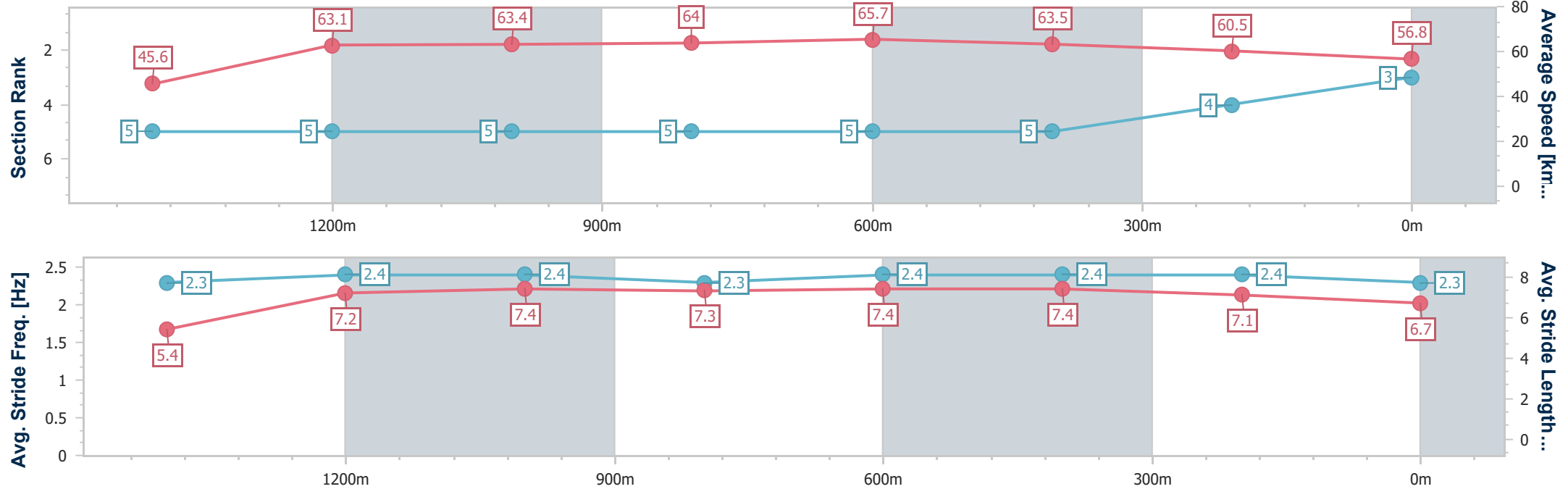
Horse/Jockey Name	Sayl
Final Rank	3
Fastest Section Time (Section)	0:11.07 (800m)
Top Speed [km/h] (Section)	66.1 (800m)
Race State	Finished



Townsville QLD Professional
Race 3: LADBROKES MAGNETIC ISLAND MILE OPEN
Handicap - 1609m
07 July 2024 - 12:48
Track Rating: Soft 5, Weather: Fine, Rail Position: +8m 1000m-
W/Post; +3.5m Remainder



Section	Overall	1400m	1200m	1000m	800m	600m	400m	200m					
Section Times	1:37.95 [3] (0:16.63)	1:21.32 [5] (0:11.43)	1:09.89 [5] (0:11.30)	0:58.59 [5] (0:11.19)	0:47.40 [5] (0:11.07)	0:36.33 [5] (0:11.53)	0:24.80 [5] (0:12.00)	0:12.80 [4] (0:12.80)					
Average Speed [km/h]	45.6	63.1	63.4	64.0	65.7	63.5	60.5	56.8					
Top Speed [km/h]	63.3	63.6	64.1	65.6	66.1	65.4	61.6	59.4					
Avg. Dist. to Rail [m]	6.0	1.0	1.8	1.4	2.2	3.6	4.5	6.1					
Avg. Stride Freq. [Hz]	2.3	2.4	2.4	2.3	2.4	2.4	2.4	2.3					
Avg. Stride Length [m]	5.4	7.2	7.4	7.3	7.4	7.4	7.1	6.7					





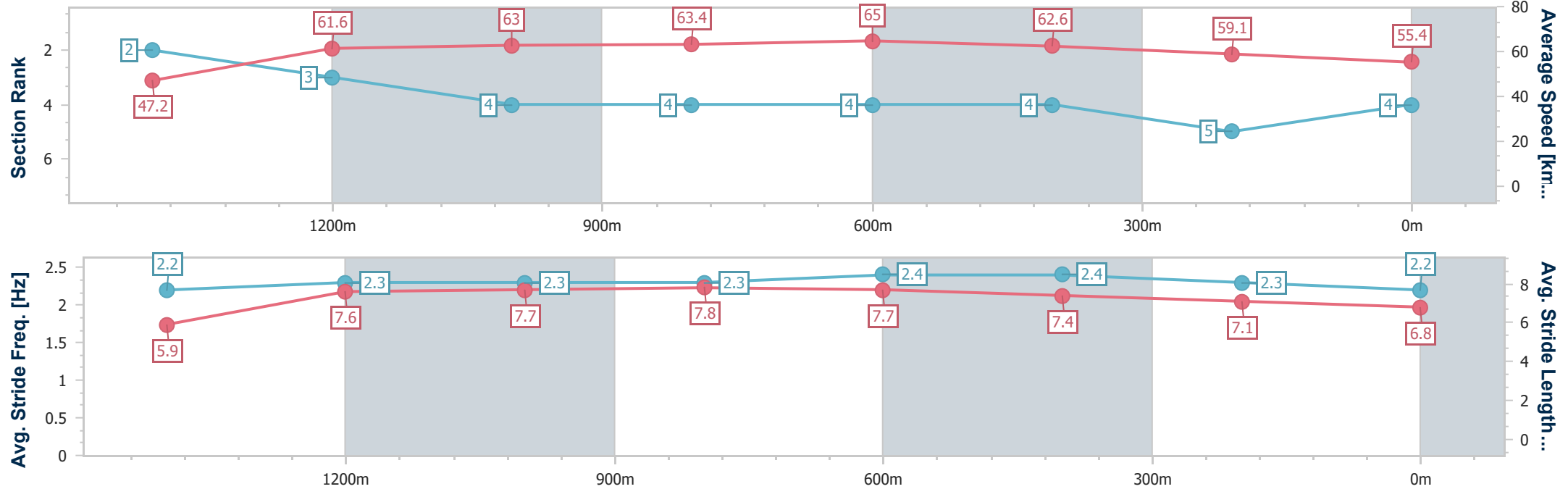
Horse/Jockey Name	Eroe
Final Rank	4
Fastest Section Time (Section)	0:11.14 (800m)
Top Speed [km/h] (Section)	66.1 (800m)
Race State	Finished



Townsville QLD Professional
Race 3: LADBROKES MAGNETIC ISLAND MILE OPEN
Handicap - 1609m
07 July 2024 - 12:48
Track Rating: Soft 5, Weather: Fine, Rail Position: +8m 1000m-
W/Post; +3.5m Remainder



Section	Overall	1400m	1200m	1000m	800m	600m	400m	200m					
Section Times	1:38.49 [4] (0:16.07)	1:22.42 [2] (0:11.66)	1:10.76 [3] (0:11.36)	0:59.40 [4] (0:11.22)	0:48.18 [4] (0:11.14)	0:37.04 [4] (0:11.64)	0:25.40 [4] (0:12.26)	0:13.14 [5] (0:13.14)					
Average Speed [km/h]	47.2	61.6	63.0	63.4	65.0	62.6	59.1	55.4					
Top Speed [km/h]	63.8	62.8	63.3	64.4	66.1	65.6	60.0	57.8					
Avg. Dist. to Rail [m]	6.9	0.5	2.7	2.5	0.9	2.8	3.8	4.9					
Avg. Stride Freq. [Hz]	2.2	2.3	2.3	2.3	2.4	2.4	2.3	2.2					
Avg. Stride Length [m]	5.9	7.6	7.7	7.8	7.7	7.4	7.1	6.8					





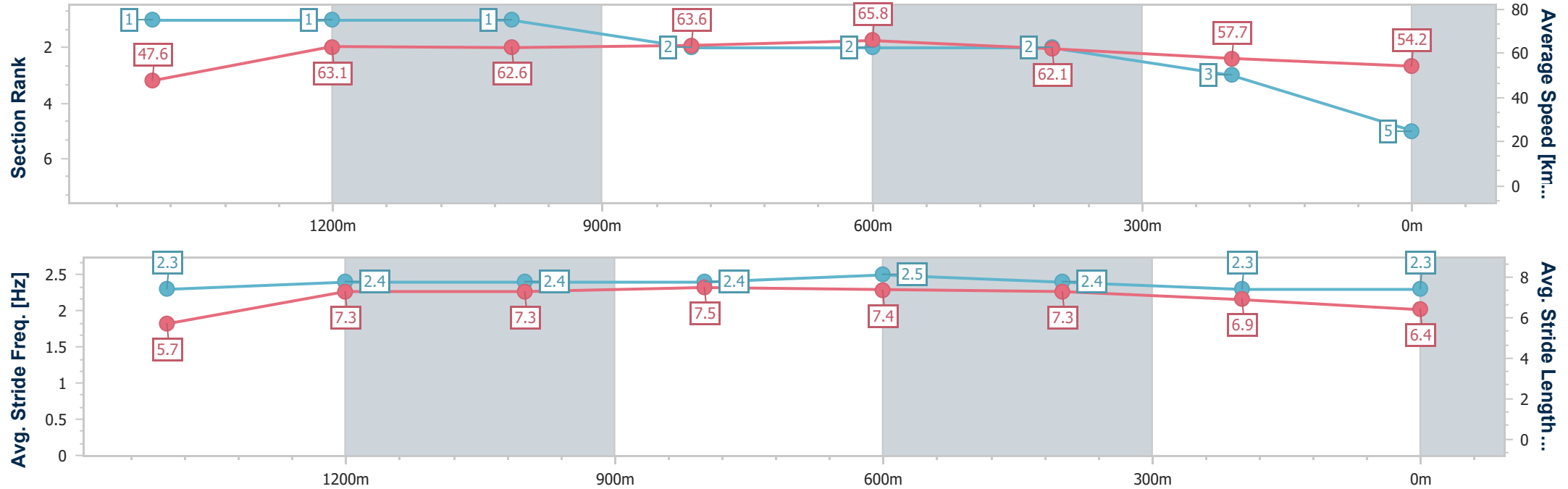
Horse/Jockey Name	Dawn Strike
Final Rank	5
Fastest Section Time (Section)	0:10.95 (800m)
Top Speed [km/h] (Section)	68.0 (800m)
Race State	Finished



Townsville QLD Professional
Race 3: LADBROKES MAGNETIC ISLAND MILE OPEN
Handicap - 1609m
07 July 2024 - 12:48
Track Rating: Soft 5, Weather: Fine, Rail Position: +8m 1000m-
W/Post; +3.5m Remainder



Section	Overall	1400m	1200m	1000m	800m	600m	400m	200m					
Section Times	1:38.54 [5] (0:15.98)	1:22.56 [1] (0:11.37)	1:11.19 [1] (0:11.42)	0:59.77 [1] (0:11.13)	0:48.64 [2] (0:10.95)	0:37.69 [2] (0:11.69)	0:26.00 [2] (0:12.57)	0:13.43 [3] (0:13.43)					
Average Speed [km/h]	47.6	63.1	62.6	63.6	65.8	62.1	57.7	54.2					
Top Speed [km/h]	64.7	65.1	63.7	66.5	68.0	65.1	59.1	57.1					
Avg. Dist. to Rail [m]	8.0	1.1	3.6	3.4	0.5	1.8	2.7	3.3					
Avg. Stride Freq. [Hz]	2.3	2.4	2.4	2.4	2.5	2.4	2.3	2.3					
Avg. Stride Length [m]	5.7	7.3	7.3	7.5	7.4	7.3	6.9	6.4					





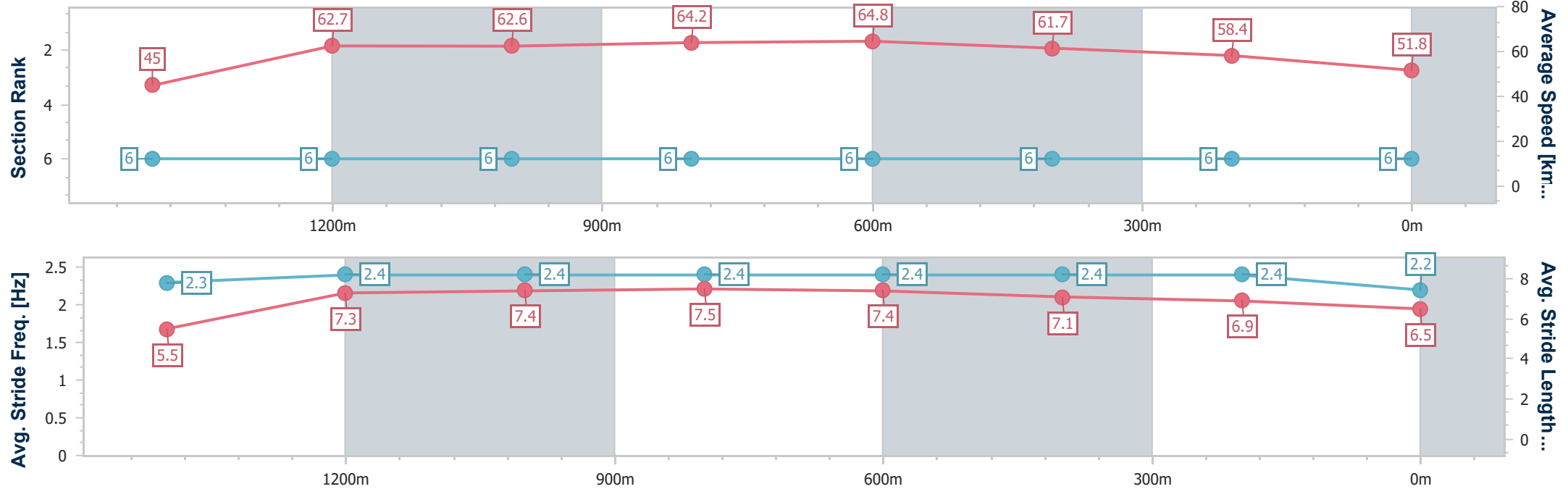
Horse/Jockey Name	Third Realm
Final Rank	6
Fastest Section Time (Section)	0:11.14 (1000m)
Top Speed [km/h] (Section)	65.9 (800m)
Race State	Finished



Townsville QLD Professional
Race 3: LADBROKES MAGNETIC ISLAND MILE OPEN
Handicap - 1609m
07 July 2024 - 12:48
Track Rating: Soft 5, Weather: Fine, Rail Position: +8m 1000m-
W/Post; +3.5m Remainder



Section	Overall	1400m	1200m	1000m	800m	600m	400m	200m					
Section Times	1:40.54 [6] (0:16.85)	1:23.69 [6] (0:11.50)	1:12.19 [6] (0:11.43)	1:00.76 [6] (0:11.14)	0:49.62 [6] (0:11.22)	0:38.40 [6] (0:11.92)	0:26.48 [6] (0:12.44)	0:14.04 [6] (0:14.04)					
Average Speed [km/h]	45.0	62.7	62.6	64.2	64.8	61.7	58.4	51.8					
Top Speed [km/h]	63.7	64.1	63.3	65.6	65.9	64.3	59.8	57.0					
Avg. Dist. to Rail [m]	7.1	0.7	2.2	1.7	2.0	4.4	5.7	6.0					
Avg. Stride Freq. [Hz]	2.3	2.4	2.4	2.4	2.4	2.4	2.4	2.2					
Avg. Stride Length [m]	5.5	7.3	7.4	7.5	7.4	7.1	6.9	6.5					





Townsville QLD Professional
Race 4: GREAT NORTHERN BREWING CO. OPEN Handicap - 1000m
07 July 2024 - 13:29



Track Rating: Soft 5, Weather: Fine, Rail Position: +8m 1000m-W/Post; +3.5m Remainder

Section						Overall	800m	600m	400m	200m	Last 600m	
Field Times						0:56.30 (0:12.91)	0:43.39 (0:10.07)	0:33.32 (0:10.65)	0:22.67 (0:11.05)	0:11.62 (0:11.62)	0:33.32	
Rank	TAB	Horse/Jockey	Barrier	Top Speed [km/h]	Fastest Section						Margin	Distance Travelled [m]
1	5	HURTLE	2	72.6	0:10.09	0:56.30 [1]	0:43.26 [3]	0:33.17 [3]	0:22.49 [4]	0:11.59 [2]	0:56.30	0:33.17
		Lacey Morrison		800m	800m	(0:13.04)	(0:10.09)	(0:10.68)	(0:10.90)	(0:11.59)		
2	6	ROWEINER'S DANCE	1	69.8	0:10.11	0:56.44 [2]	0:43.51 [2]	0:33.40 [2]	0:22.78 [2]	0:11.76 [1]	0.83L	0:33.40
		Isabella Teh		600m	800m	(0:12.93)	(0:10.11)	(0:10.62)	(0:11.02)	(0:11.76)		-3
3	2	ALL TIME LEGEND	3	69.5	0:10.08	0:56.71 [3]	0:43.58 [4]	0:33.50 [5]	0:22.87 [5]	0:11.90 [5]	2.42L	0:33.50
		Ryan Wiggins		800m	800m	(0:13.13)	(0:10.08)	(0:10.63)	(0:10.97)	(0:11.90)		-3
4	3	HE'S XCEPTIONAL	5	70.6	0:09.96	0:56.73 [4]	0:43.48 [7]	0:33.52 [4]	0:22.92 [3]	0:12.00 [3]	2.54L	0:33.52
		Adrian Layt		800m	800m	(0:13.25)	(0:09.96)	(0:10.60)	(0:10.92)	(0:12.00)		+2
5	1	CIRCULARITY	7	71.4	0:10.07	0:56.74 [5]	0:43.83 [1]	0:33.76 [1]	0:23.11 [1]	0:11.99 [4]	2.56L	0:33.76
		Tyler Leslight		600m	800m	(0:12.91)	(0:10.07)	(0:10.65)	(0:11.12)	(0:11.99)		+2
6	8	FOCUS	8	72.6	0:10.21	0:56.74 [6]	0:43.50 [6]	0:33.29 [6]	0:22.82 [6]	0:11.88 [6]	2.6L	0:33.29
		Nathan Thomas		800m	800m	(0:13.24)	(0:10.21)	(0:10.47)	(0:10.94)	(0:11.88)		+7
7	4	PRIME RULER	4	71.4	0:10.23	0:56.84 [7]	0:43.62 [5]	0:33.39 [7]	0:22.77 [8]	0:11.81 [8]	3.17L	0:33.39
		Corey Bayliss		800m	800m	(0:13.22)	(0:10.23)	(0:10.62)	(0:10.96)	(0:11.81)		+2
8	7	BAKUHATSU	6	72.4	0:10.08	0:56.96 [8]	0:43.58 [8]	0:33.50 [8]	0:22.94 [7]	0:11.98 [7]	3.84L	0:33.50
		Scott Sheargold		800m	800m	(0:13.38)	(0:10.08)	(0:10.56)	(0:10.96)	(0:11.98)		-2



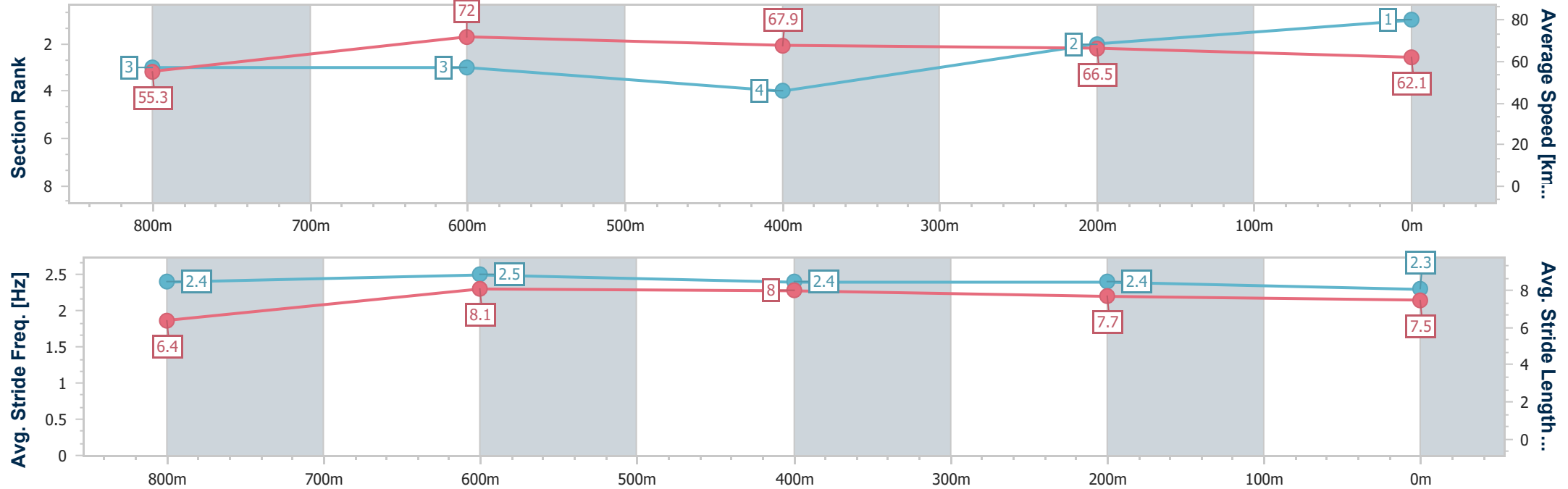
Horse/Jockey Name	Hurtle
Final Rank	1
Fastest Section Time (Section)	0:10.09 (800m)
Top Speed [km/h] (Section)	72.6 (800m)
Race State	Finished



Townsville QLD Professional
Race 4: GREAT NORTHERN BREWING CO. OPEN Handicap - 1000m
07 July 2024 - 13:29
Track Rating: Soft 5, Weather: Fine, Rail Position: +8m 1000m- W/Post; +3.5m Remainder



Section	Overall	800m	600m	400m	200m										
Section Times	0:56.30 [1] (0:13.04)	0:43.26 [3] (0:10.09)	0:33.17 [3] (0:10.68)	0:22.49 [4] (0:10.90)	0:11.59 [2] (0:11.59)										
Average Speed [km/h]	55.3	72.0	67.9	66.5	62.1										
Top Speed [km/h]	72.3	72.6	71.3	67.8	65.6										
Avg. Dist. to Rail [m]	2.8	1.9	1.7	4.8	5.2										
Avg. Stride Freq. [Hz]	2.4	2.5	2.4	2.4	2.3										
Avg. Stride Length [m]	6.4	8.1	8.0	7.7	7.5										



[] Ranking at each section and finish
-.-.- No data available at this section
NA No data available



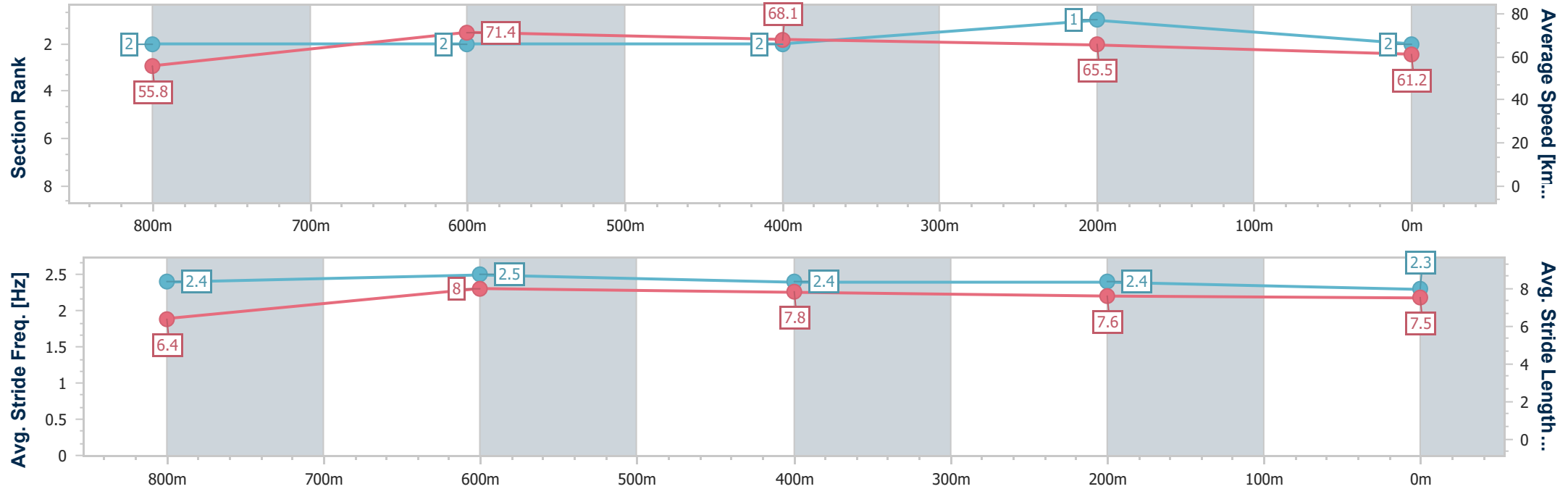
Horse/Jockey Name	Roweiner's Dance
Final Rank	2
Fastest Section Time (Section)	0:10.11 (800m)
Top Speed [km/h] (Section)	69.8 (600m)
Race State	Finished



Townsville QLD Professional
Race 4: GREAT NORTHERN BREWING CO. OPEN Handicap - 1000m
07 July 2024 - 13:29
Track Rating: Soft 5, Weather: Fine, Rail Position: +8m 1000m-W/Post; +3.5m Remainder



Section	Overall	800m	600m	400m	200m										
Section Times	0:56.44 [2] (0:12.93)	0:43.51 [2] (0:10.11)	0:33.40 [2] (0:10.62)	0:22.78 [2] (0:11.02)	0:11.76 [1] (0:11.76)										
Average Speed [km/h]	55.8	71.4	68.1	65.5	61.2										
Top Speed [km/h]	68.8	69.5	69.8	66.2	64.2										
Avg. Dist. to Rail [m]	0.9	0.8	1.0	2.1	2.1										
Avg. Stride Freq. [Hz]	2.4	2.5	2.4	2.4	2.3										
Avg. Stride Length [m]	6.4	8.0	7.8	7.6	7.5										





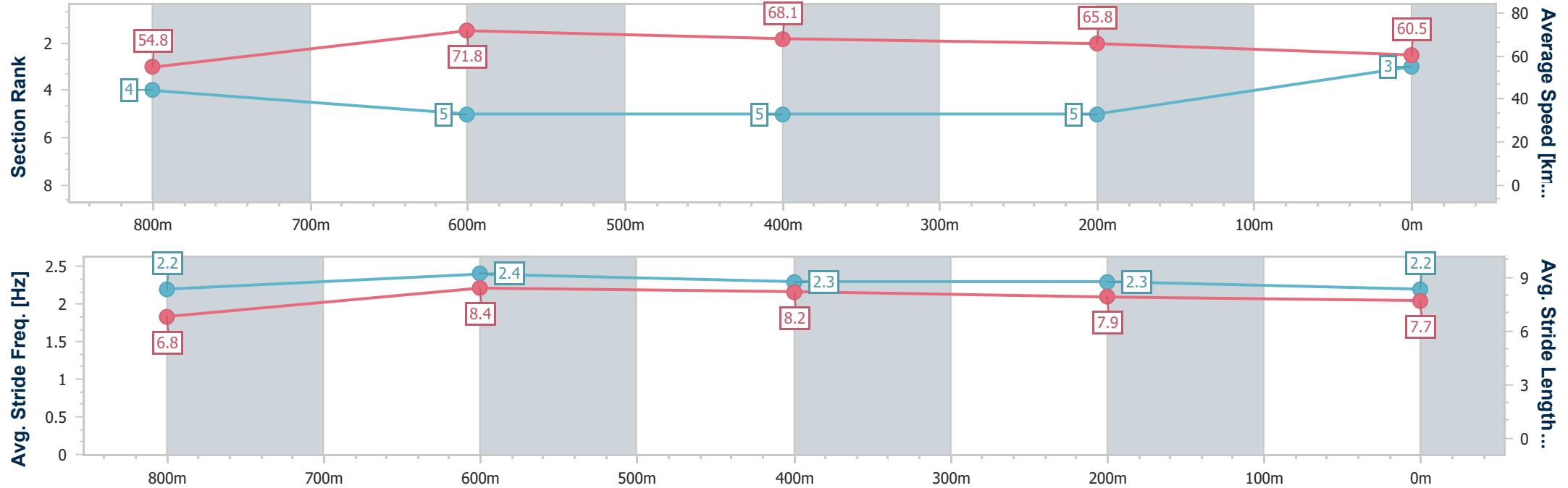
Horse/Jockey Name	All Time Legend
Final Rank	3
Fastest Section Time (Section)	0:10.08 (800m)
Top Speed [km/h] (Section)	69.5 (800m)
Race State	Finished



Townsville QLD Professional
Race 4: GREAT NORTHERN BREWING CO. OPEN Handicap - 1000m
07 July 2024 - 13:29
Track Rating: Soft 5, Weather: Fine, Rail Position: +8m 1000m- W/Post; +3.5m Remainder



Section	Overall	800m	600m	400m	200m									
Section Times	0:56.71 [3] (0:13.13)	0:43.58 [4] (0:10.08)	0:33.50 [5] (0:10.63)	0:22.87 [5] (0:10.97)	0:11.90 [5] (0:11.90)									
Average Speed [km/h]	54.8	71.8	68.1	65.8	60.5									
Top Speed [km/h]	69.1	69.5	69.3	66.9	64.0									
Avg. Dist. to Rail [m]	2.3	1.1	0.9	2.4	3.1									
Avg. Stride Freq. [Hz]	2.2	2.4	2.3	2.3	2.2									
Avg. Stride Length [m]	6.8	8.4	8.2	7.9	7.7									



[] Ranking at each section and finish
-.-.- No data available at this section
NA No data available



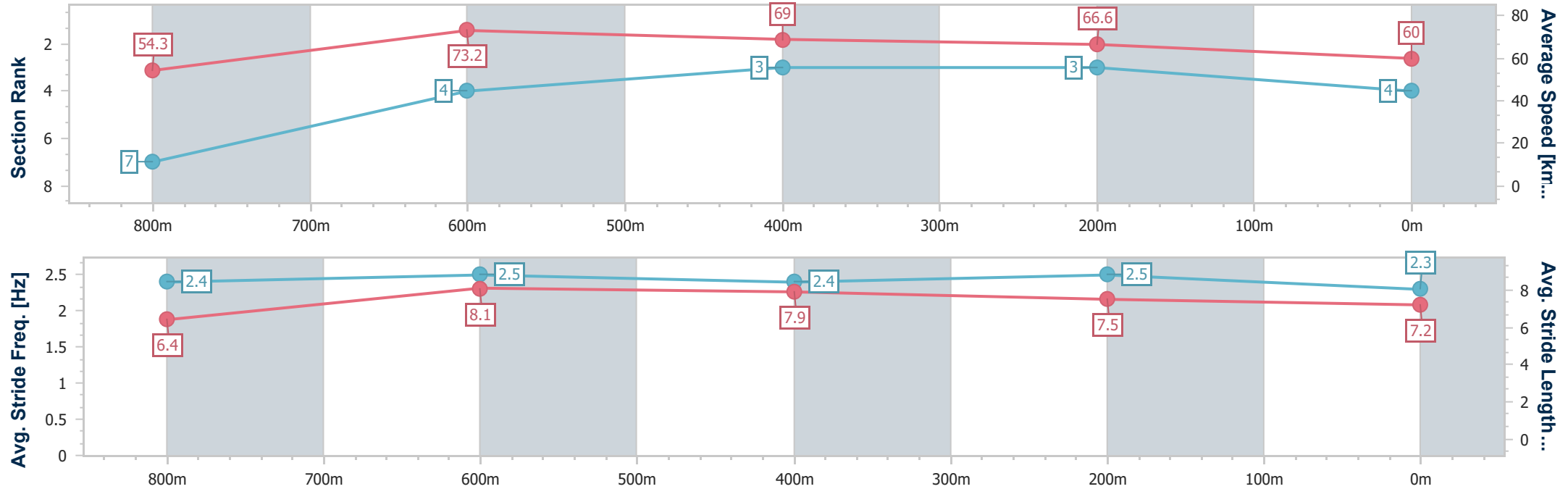
Horse/Jockey Name	He's Xceptional
Final Rank	4
Fastest Section Time (Section)	0:09.96 (800m)
Top Speed [km/h] (Section)	70.6 (800m)
Race State	Finished



Townsville QLD Professional
Race 4: GREAT NORTHERN BREWING CO. OPEN Handicap - 1000m
07 July 2024 - 13:29
Track Rating: Soft 5, Weather: Fine, Rail Position: +8m 1000m- W/Post; +3.5m Remainder



Section	Overall	800m	600m	400m	200m									
Section Times	0:56.73 [4] (0:13.25)	0:43.48 [7] (0:09.96)	0:33.52 [4] (0:10.60)	0:22.92 [3] (0:10.92)	0:12.00 [3] (0:12.00)									
Average Speed [km/h]	54.3	73.2	69.0	66.6	60.0									
Top Speed [km/h]	68.8	70.6	70.2	68.4	64.0									
Avg. Dist. to Rail [m]	4.5	2.9	3.0	7.2	8.0									
Avg. Stride Freq. [Hz]	2.4	2.5	2.4	2.5	2.3									
Avg. Stride Length [m]	6.4	8.1	7.9	7.5	7.2									





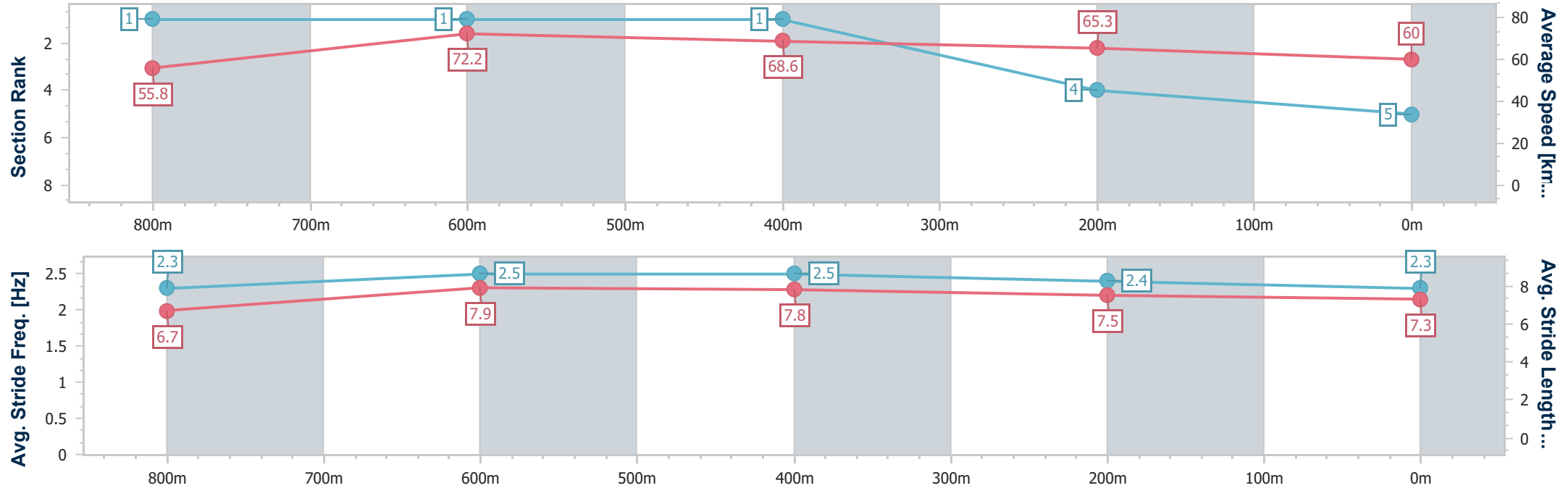
Horse/Jockey Name	Circularity
Final Rank	5
Fastest Section Time (Section)	0:10.07 (800m)
Top Speed [km/h] (Section)	71.4 (600m)
Race State	Finished



Townsville QLD Professional
Race 4: GREAT NORTHERN BREWING CO. OPEN Handicap - 1000m
07 July 2024 - 13:29
Track Rating: Soft 5, Weather: Fine, Rail Position: +8m 1000m- W/Post; +3.5m Remainder



Section	Overall	800m	600m	400m	200m										
Section Times	0:56.74 [5] (0:12.91)	0:43.83 [1] (0:10.07)	0:33.76 [1] (0:10.65)	0:23.11 [1] (0:11.12)	0:11.99 [4] (0:11.99)										
Average Speed [km/h]	55.8	72.2	68.6	65.3	60.0										
Top Speed [km/h]	69.1	69.5	71.4	66.9	63.2										
Avg. Dist. to Rail [m]	5.6	2.5	2.9	4.6	4.7										
Avg. Stride Freq. [Hz]	2.3	2.5	2.5	2.4	2.3										
Avg. Stride Length [m]	6.7	7.9	7.8	7.5	7.3										



[] Ranking at each section and finish
- - - - No data available at this section
NA No data available



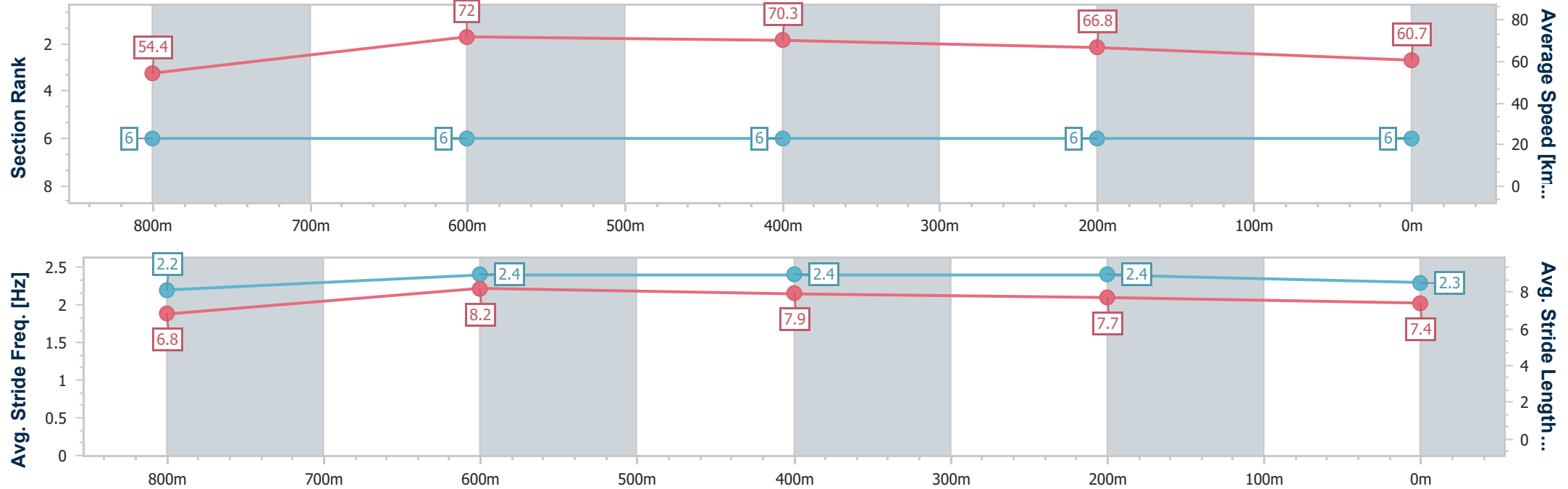
Horse/Jockey Name	Focus
Final Rank	6
Fastest Section Time (Section)	0:10.21 (800m)
Top Speed [km/h] (Section)	72.6 (800m)
Race State	Finished



Townsville QLD Professional
Race 4: GREAT NORTHERN BREWING CO. OPEN Handicap - 1000m
07 July 2024 - 13:29
Track Rating: Soft 5, Weather: Fine, Rail Position: +8m 1000m- W/Post; +3.5m Remainder



Section	Overall	800m	600m	400m	200m										
Section Times	0:56.74 [6] (0:13.24)	0:43.50 [6] (0:10.21)	0:33.29 [6] (0:10.47)	0:22.82 [6] (0:10.94)	0:11.88 [6] (0:11.88)										
Average Speed [km/h]	54.4	72.0	70.3	66.8	60.7										
Top Speed [km/h]	71.9	72.6	72.6	69.1	64.4										
Avg. Dist. to Rail [m]	7.4	4.6	5.0	9.7	11.3										
Avg. Stride Freq. [Hz]	2.2	2.4	2.4	2.4	2.3										
Avg. Stride Length [m]	6.8	8.2	7.9	7.7	7.4										





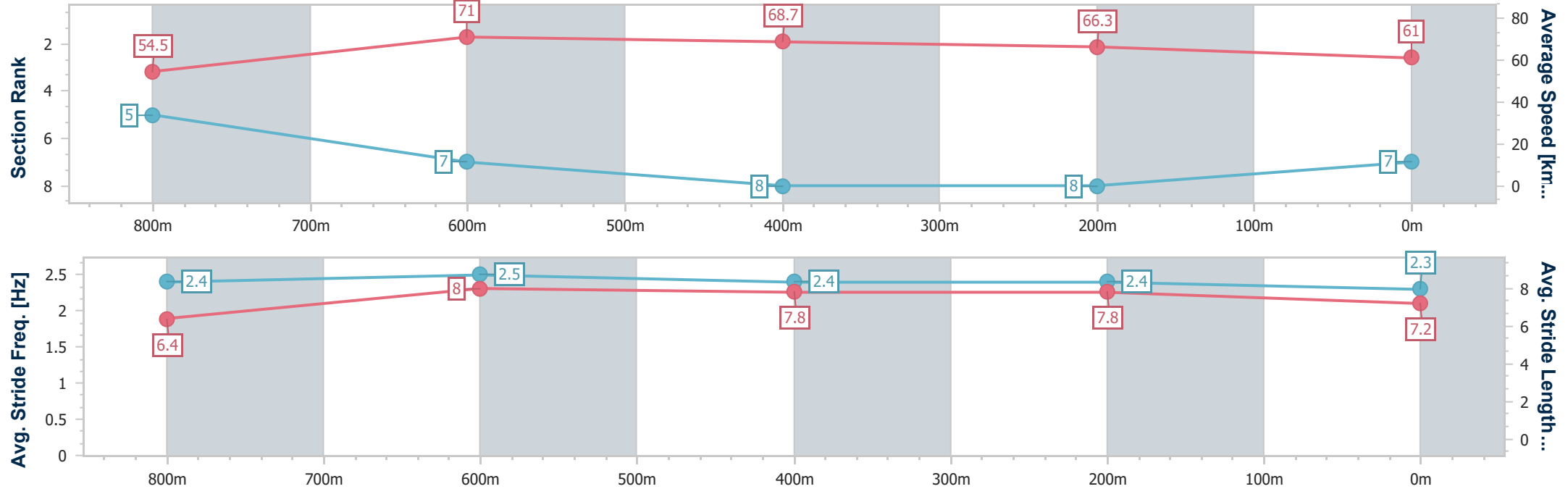
Horse/Jockey Name	Prime Ruler
Final Rank	7
Fastest Section Time (Section)	0:10.23 (800m)
Top Speed [km/h] (Section)	71.4 (800m)
Race State	Finished



Townsville QLD Professional
Race 4: GREAT NORTHERN BREWING CO. OPEN Handicap - 1000m
07 July 2024 - 13:29
Track Rating: Soft 5, Weather: Fine, Rail Position: +8m 1000m- W/Post; +3.5m Remainder



Section	Overall	800m	600m	400m	200m										
Section Times	0:56.84 [7] (0:13.22)	0:43.62 [5] (0:10.23)	0:33.39 [7] (0:10.62)	0:22.77 [8] (0:10.96)	0:11.81 [8] (0:11.81)										
Average Speed [km/h]	54.5	71.0	68.7	66.3	61.0										
Top Speed [km/h]	71.1	71.4	70.9	68.3	65.0										
Avg. Dist. to Rail [m]	4.0	2.2	2.8	7.3	9.8										
Avg. Stride Freq. [Hz]	2.4	2.5	2.4	2.4	2.3										
Avg. Stride Length [m]	6.4	8.0	7.8	7.8	7.2										



[] Ranking at each section and finish
-.-.- No data available at this section
NA No data available



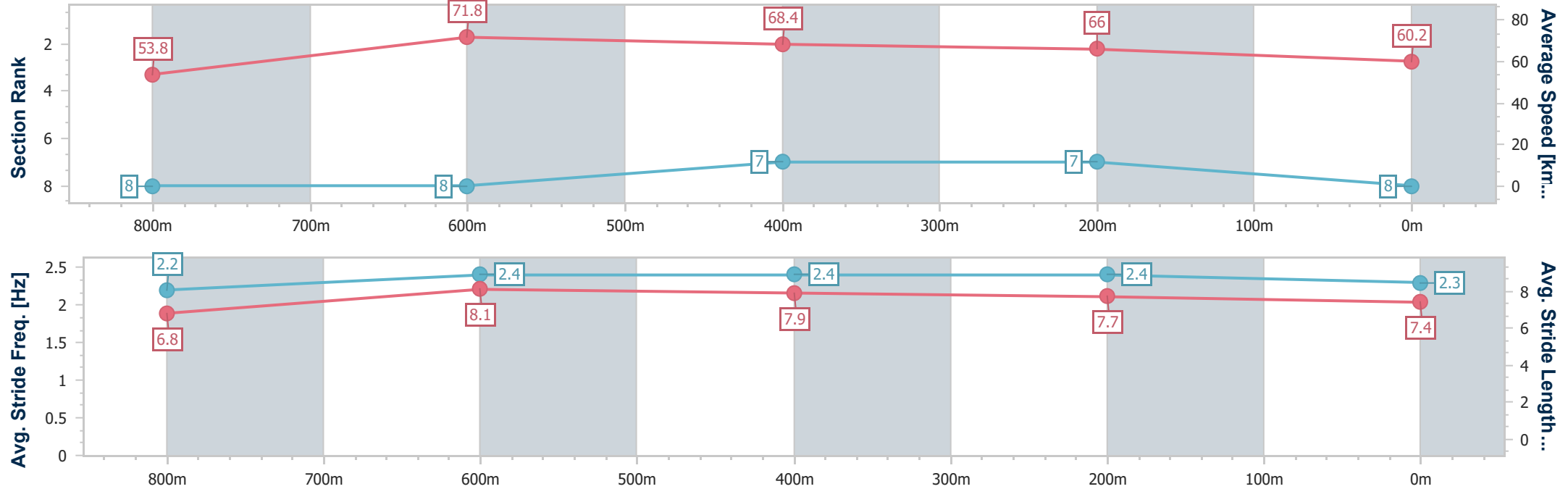
Horse/Jockey Name	Bakuhatsu
Final Rank	8
Fastest Section Time (Section)	0:10.08 (800m)
Top Speed [km/h] (Section)	72.4 (800m)
Race State	Finished



Townsville QLD Professional
Race 4: GREAT NORTHERN BREWING CO. OPEN Handicap - 1000m
07 July 2024 - 13:29
Track Rating: Soft 5, Weather: Fine, Rail Position: +8m 1000m- W/Post; +3.5m Remainder



Section	Overall	800m	600m	400m	200m										
Section Times	0:56.96 [8] (0:13.38)	0:43.58 [8] (0:10.08)	0:33.50 [8] (0:10.56)	0:22.94 [7] (0:10.96)	0:11.98 [7] (0:11.98)										
Average Speed [km/h]	53.8	71.8	68.4	66.0	60.2										
Top Speed [km/h]	72.2	72.4	71.9	67.1	64.5										
Avg. Dist. to Rail [m]	4.5	0.9	1.0	3.6	4.9										
Avg. Stride Freq. [Hz]	2.2	2.4	2.4	2.4	2.3										
Avg. Stride Length [m]	6.8	8.1	7.9	7.7	7.4										





Townsville QLD Professional

Race 5: LADBROKES EASY FORM RATINGS BAND 0 - 55 Handicap - 1200m

07 July 2024 - 14:08



Track Rating: Soft 5, Weather: Overcast, Rail Position: +8m 1000m-W/Post; +3.5m Remainder

Section		Overall				1000m	800m	600m	400m	200m	Last 600m		
Field Times		1:10.50 (0:13.90)				0:56.60 (0:10.98)	0:45.62 (0:11.00)	0:34.62 (0:11.34)	0:23.28 (0:11.32)	0:11.96 (0:11.96)	0:34.62		
Rank	TAB	Horse/Jockey	Barrier	Top Speed [km/h]	Fastest Section						Margin	Distance Travelled [m]	
1	1	MY ARTIE	5	67.3	0:10.84	1:10.50 [1]	0:55.99 [4]	0:45.15 [4]	0:34.18 [4]	0:23.06 [4]	0:11.96 [1]	1:10.50	0:34.18
		Ashley Butler		1000m	1000m	(0:14.51)	(0:10.84)	(0:10.97)	(0:11.12)	(0:11.10)	(0:11.96)		
2	4	SUPER TWENTY THREE	12	66.9	0:10.80	1:10.72 [2]	0:56.04 [5]	0:45.24 [5]	0:34.30 [5]	0:23.15 [6]	0:11.97 [4]	1.25L	0:34.30 +1
		Ryan Wiggins		1000m	1000m	(0:14.68)	(0:10.80)	(0:10.94)	(0:11.15)	(0:11.18)	(0:11.97)		
3	11	OH MY HAT	13	68.5	0:10.98	1:10.74 [3]	0:56.84 [1]	0:45.86 [2]	0:34.71 [2]	0:23.47 [2]	0:12.01 [3]	1.37L	0:34.71 +6
		Adrian Layt		Overall	1000m	(0:13.90)	(0:10.98)	(0:11.15)	(0:11.24)	(0:11.46)	(0:12.01)		
4	2	STRATHCONA	9	69.2	0:10.51	1:10.84 [4]	0:56.47 [2]	0:45.96 [1]	0:34.96 [1]	0:23.62 [1]	0:12.11 [2]	1.99L	0:34.96 +1
		Corey Bayliss		1000m	1000m	(0:14.37)	(0:10.51)	(0:11.00)	(0:11.34)	(0:11.51)	(0:12.11)		
5	7	HUNT THE HUNTER	10	68.4	0:10.73	1:10.92 [5]	0:55.92 [8]	0:45.13 [8]	0:34.40 [6]	0:23.52 [3]	0:12.12 [5]	2.44L	0:34.40 +4
		Chris Whiteley		800m	800m	(0:15.00)	(0:10.79)	(0:10.73)	(0:10.88)	(0:11.40)	(0:12.12)		
6	9	WHITE ARENDELLE	2	67.7	0:10.74	1:11.02 [6]	0:56.51 [3]	0:45.77 [3]	0:34.81 [3]	0:23.57 [5]	0:12.14 [6]	3.02L	0:34.81 +2
		Isabella Teh		1000m	1000m	(0:14.51)	(0:10.74)	(0:10.96)	(0:11.24)	(0:11.43)	(0:12.14)		
7	12	BOLD ZIP	1	66.1	0:10.82	1:11.13 [7]	0:56.40 [6]	0:45.58 [6]	0:34.60 [7]	0:23.35 [7]	0:12.05 [7]	3.71L	0:34.60 +1
		Tyler Leslight		Overall	1000m	(0:14.73)	(0:10.82)	(0:10.98)	(0:11.25)	(0:11.30)	(0:12.05)		
8	6	BRADSHAW	4	67.3	0:10.75	1:11.21 [8]	0:56.25 [7]	0:45.50 [7]	0:34.57 [8]	0:23.24 [8]	0:12.00 [8]	4.15L	0:34.57 +2
		Chelsea Jokic		1000m	1000m	(0:14.96)	(0:10.75)	(0:10.93)	(0:11.33)	(0:11.24)	(0:12.00)		
9	3	LUCKY ROLLA	14	67.2	0:10.98	1:11.25 [9]	0:56.20 [9]	0:45.22 [10]	0:34.20 [11]	0:23.02 [11]	0:11.83 [11]	4.37L	0:34.20 +5
		Nathan Day		1000m	1000m	(0:15.05)	(0:10.98)	(0:11.02)	(0:11.18)	(0:11.19)	(0:11.83)		
10	8	EXTRA FREE	6	67.8	0:10.80	1:11.42 [10]	0:56.29 [10]	0:45.49 [9]	0:34.63 [9]	0:23.30 [9]	0:12.06 [10]	5.41L	0:34.63 +1
		Rebecca Wilson		800m	1000m	(0:15.13)	(0:10.80)	(0:10.86)	(0:11.33)	(0:11.24)	(0:12.06)		

Scratched: Vee Eight Power (#13), Density (#14)

Report Created: Sun 7 July 2024 15:38 GMT+10

(Note: Timing is based on position data)

Page 1/14

[] Ranking at each section and finish
-:-:- No data available at this section
NA No data available

SCN Saddle cloth number
DNF Did not finish
DNT Did not track

data processed by TRIPLESDATA



Townsville QLD Professional
Race 5: LADBROKES EASY FORM RATINGS BAND 0 - 55 Handicap -
1200m
07 July 2024 - 14:08



Track Rating: Soft 5, Weather: Overcast, Rail Position: +8m 1000m-W/Post; +3.5m Remainder

Section					Overall	1000m	800m	600m	400m	200m	Last 600m			
Field Times					1:10.50 (0:13.90)	0:56.60 (0:10.98)	0:45.62 (0:11.00)	0:34.62 (0:11.34)	0:23.28 (0:11.32)	0:11.96 (0:11.96)	0:34.62			
Rank	TAB	Horse/Jockey	Barrier	Top Speed [km/h]	Fastest Section							Margin		Distance Travelled [m]
10	5	MCNAIR	8	68.2	0:10.87	1:11.42 [10]	0:56.08 [12]	0:45.20 [12]	0:34.33 [12]	0:23.13 [12]	0:11.93 [12]	5.41L	0:34.33	+1
		Carl Spry		1000m	800m	(0:15.34)	(0:10.88)	(0:10.87)	(0:11.20)	(0:11.20)	(0:11.93)			
12	10	JAZZ WORTHY	11	67.6	0:10.84	1:11.45 [12]	0:56.31 [11]	0:45.41 [11]	0:34.57 [10]	0:23.27 [10]	0:12.11 [9]	5.55L	0:34.57	+4
		Lacey Morrison		800m	800m	(0:15.14)	(0:10.90)	(0:10.84)	(0:11.30)	(0:11.16)	(0:12.11)			

Scratched: Vee Eight Power (#13), Density (#14)



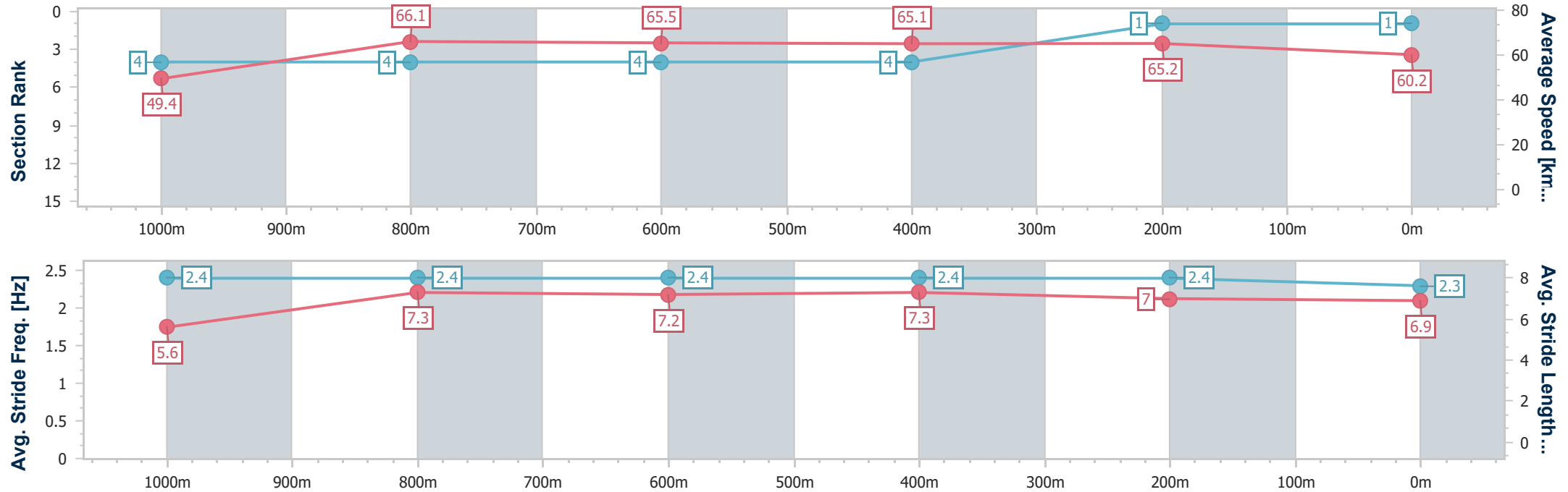
Horse/Jockey Name	My Artie
Final Rank	1
Fastest Section Time (Section)	0:10.84 (1000m)
Top Speed [km/h] (Section)	67.3 (1000m)
Race State	Finished



Townsville QLD Professional
Race 5: LADBROKES EASY FORM RATINGS BAND 0 - 55
Handicap - 1200m
07 July 2024 - 14:08
Track Rating: Soft 5, Weather: Overcast, Rail Position: +8m 1000m-
W/Post; +3.5m Remainder



Section	Overall	1000m	800m	600m	400m	200m							
Section Times	1:10.50 [1] (0:14.51)	0:55.99 [4] (0:10.84)	0:45.15 [4] (0:10.97)	0:34.18 [4] (0:11.12)	0:23.06 [4] (0:11.10)	0:11.96 [1] (0:11.96)							
Average Speed [km/h]	49.4	66.1	65.5	65.1	65.2	60.2							
Top Speed [km/h]	66.8	67.3	66.2	66.0	66.3	63.2							
Avg. Dist. to Rail [m]	4.0	1.3	0.3	1.1	4.6	4.2							
Avg. Stride Freq. [Hz]	2.4	2.4	2.4	2.4	2.4	2.3							
Avg. Stride Length [m]	5.6	7.3	7.2	7.3	7.0	6.9							





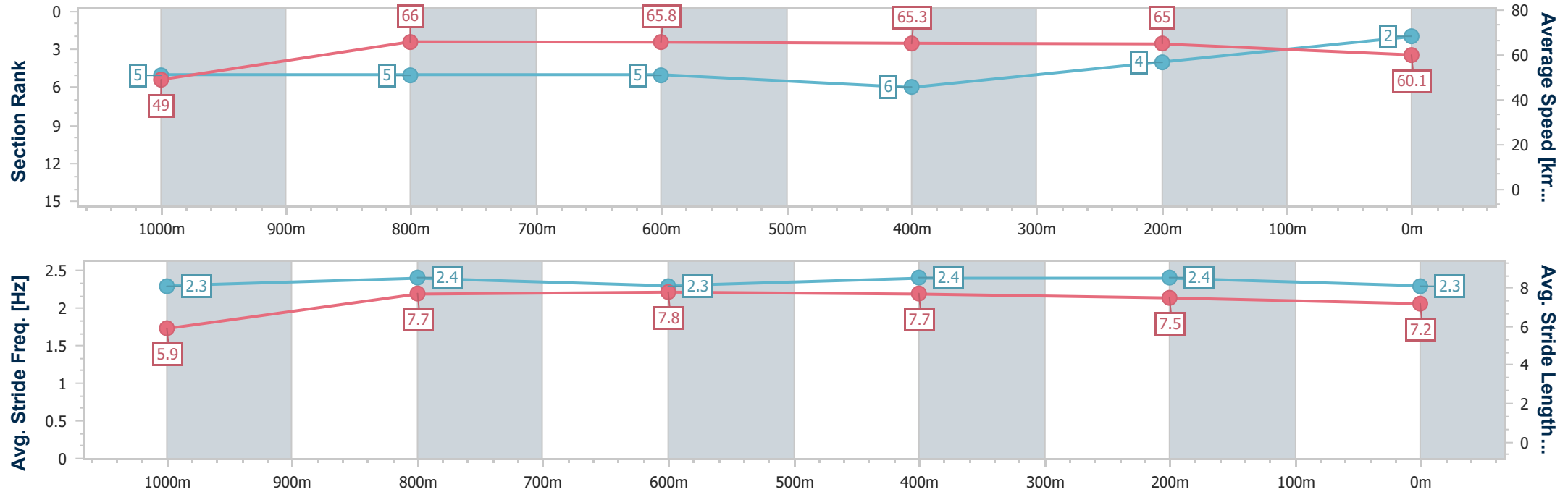
Horse/Jockey Name	Super Twenty Three
Final Rank	2
Fastest Section Time (Section)	0:10.80 (1000m)
Top Speed [km/h] (Section)	66.9 (1000m)
Race State	Finished



Townsville QLD Professional
Race 5: LADBROKES EASY FORM RATINGS BAND 0 - 55
Handicap - 1200m
07 July 2024 - 14:08
Track Rating: Soft 5, Weather: Overcast, Rail Position: +8m 1000m-
W/Post; +3.5m Remainder



Section	Overall	1000m	800m	600m	400m	200m							
Section Times	1:10.72 [2] (0:14.68)	0:56.04 [5] (0:10.80)	0:45.24 [5] (0:10.94)	0:34.30 [5] (0:11.15)	0:23.15 [6] (0:11.18)	0:11.97 [4] (0:11.97)							
Average Speed [km/h]	49.0	66.0	65.8	65.3	65.0	60.1							
Top Speed [km/h]	66.8	66.9	66.3	65.7	66.1	63.4							
Avg. Dist. to Rail [m]	6.8	2.5	0.6	2.5	4.4	4.7							
Avg. Stride Freq. [Hz]	2.3	2.4	2.3	2.4	2.4	2.3							
Avg. Stride Length [m]	5.9	7.7	7.8	7.7	7.5	7.2							





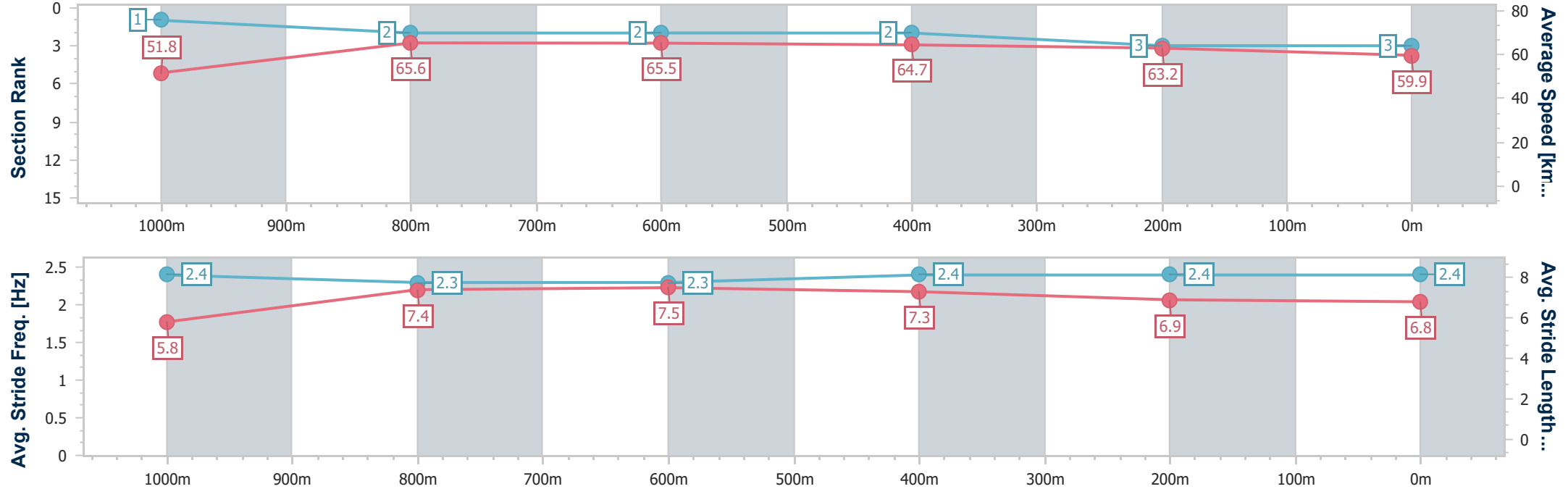
Horse/Jockey Name	Oh My Hat
Final Rank	3
Fastest Section Time (Section)	0:10.98 (1000m)
Top Speed [km/h] (Section)	68.5 (Overall)
Race State	Finished



Townsville QLD Professional
Race 5: LADBROKES EASY FORM RATINGS BAND 0 - 55
Handicap - 1200m
07 July 2024 - 14:08
Track Rating: Soft 5, Weather: Overcast, Rail Position: +8m 1000m-
W/Post; +3.5m Remainder



Section	Overall	1000m	800m	600m	400m	200m								
Section Times	1:10.74 [3] (0:13.90)	0:56.84 [1] (0:10.98)	0:45.86 [2] (0:11.15)	0:34.71 [2] (0:11.24)	0:23.47 [2] (0:11.46)	0:12.01 [3] (0:12.01)								
Average Speed [km/h]	51.8	65.6	65.5	64.7	63.2	59.9								
Top Speed [km/h]	68.5	67.4	66.0	65.0	63.9	62.2								
Avg. Dist. to Rail [m]	7.9	1.4	2.8	2.4	3.2	3.9								
Avg. Stride Freq. [Hz]	2.4	2.3	2.3	2.4	2.4	2.4								
Avg. Stride Length [m]	5.8	7.4	7.5	7.3	6.9	6.8								



[] Ranking at each section and finish
-.-.- No data available at this section
NA No data available



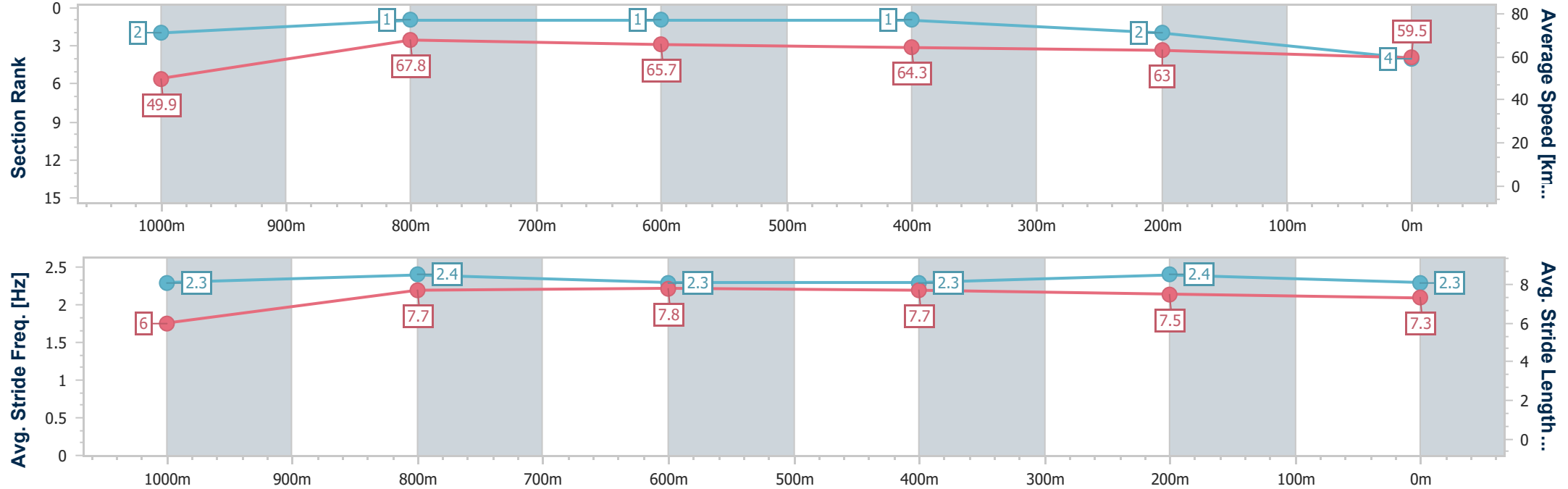
Horse/Jockey Name	Strathcona
Final Rank	4
Fastest Section Time (Section)	0:10.51 (1000m)
Top Speed [km/h] (Section)	69.2 (1000m)
Race State	Finished



Townsville QLD Professional
Race 5: LADBROKES EASY FORM RATINGS BAND 0 - 55
Handicap - 1200m
07 July 2024 - 14:08
Track Rating: Soft 5, Weather: Overcast, Rail Position: +8m 1000m-
W/Post; +3.5m Remainder



Section	Overall	1000m	800m	600m	400m	200m							
Section Times	1:10.84 [4] (0:14.37)	0:56.47 [2] (0:10.51)	0:45.96 [1] (0:11.00)	0:34.96 [1] (0:11.34)	0:23.62 [1] (0:11.51)	0:12.11 [2] (0:12.11)							
Average Speed [km/h]	49.9	67.8	65.7	64.3	63.0	59.5							
Top Speed [km/h]	68.8	69.2	66.7	64.3	64.0	62.5							
Avg. Dist. to Rail [m]	5.2	2.3	0.9	2.7	4.7	4.3							
Avg. Stride Freq. [Hz]	2.3	2.4	2.3	2.3	2.4	2.3							
Avg. Stride Length [m]	6.0	7.7	7.8	7.7	7.5	7.3							





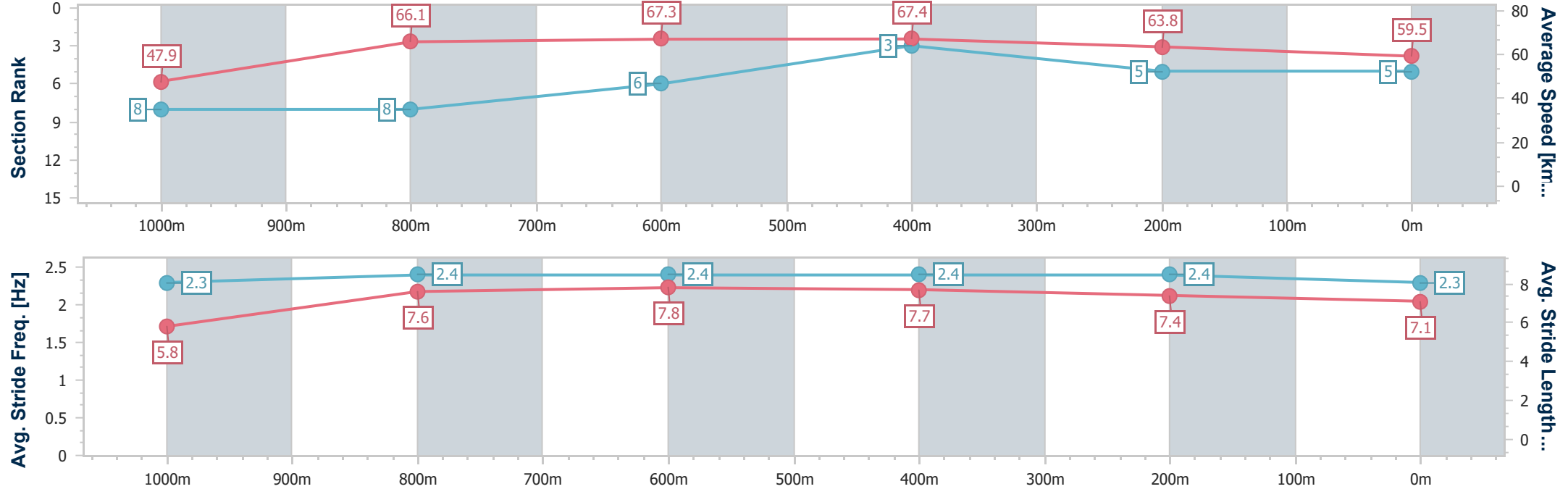
Horse/Jockey Name	Hunt The Hunter
Final Rank	5
Fastest Section Time (Section)	0:10.73 (800m)
Top Speed [km/h] (Section)	68.4 (800m)
Race State	Finished



Townsville QLD Professional
Race 5: LADBROKES EASY FORM RATINGS BAND 0 - 55
Handicap - 1200m
07 July 2024 - 14:08
Track Rating: Soft 5, Weather: Overcast, Rail Position: +8m 1000m-
W/Post; +3.5m Remainder



Section	Overall	1000m	800m	600m	400m	200m							
Section Times	1:10.92 [5] (0:15.00)	0:55.92 [8] (0:10.79)	0:45.13 [8] (0:10.73)	0:34.40 [6] (0:10.88)	0:23.52 [3] (0:11.40)	0:12.12 [5] (0:12.12)							
Average Speed [km/h]	47.9	66.1	67.3	67.4	63.8	59.5							
Top Speed [km/h]	65.1	66.7	68.4	67.7	66.4	63.4							
Avg. Dist. to Rail [m]	5.9	1.9	0.9	3.8	6.7	7.4							
Avg. Stride Freq. [Hz]	2.3	2.4	2.4	2.4	2.4	2.3							
Avg. Stride Length [m]	5.8	7.6	7.8	7.7	7.4	7.1							





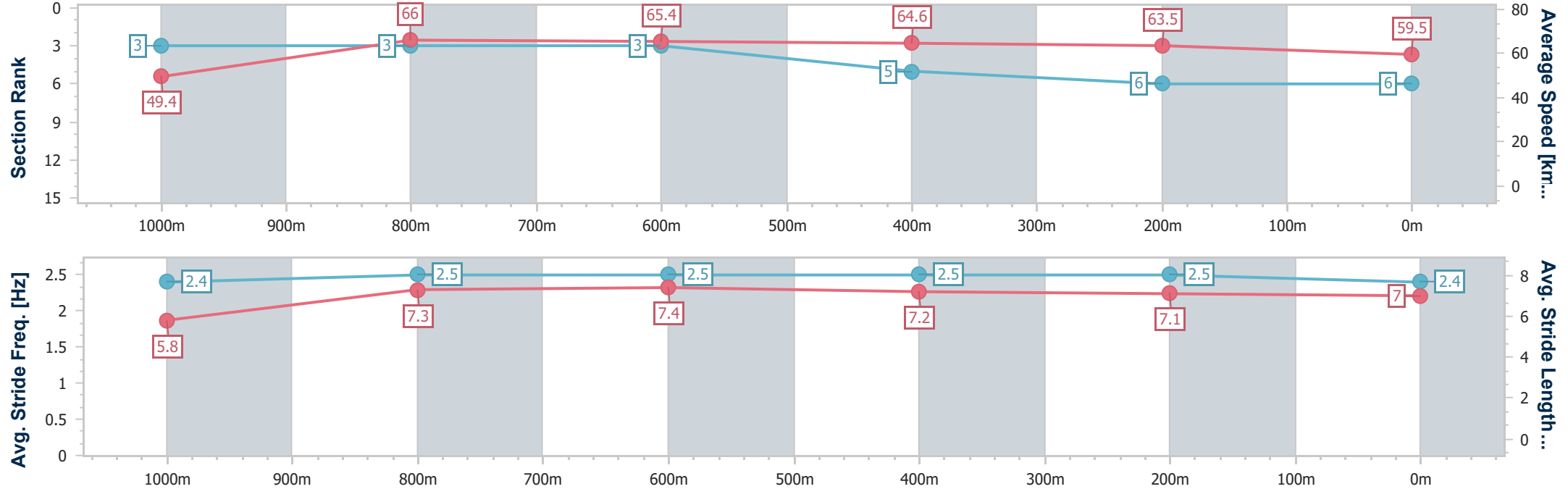
Horse/Jockey Name	White Arendelle
Final Rank	6
Fastest Section Time (Section)	0:10.74 (1000m)
Top Speed [km/h] (Section)	67.7 (1000m)
Race State	Finished



Townsville QLD Professional
Race 5: LADBROKES EASY FORM RATINGS BAND 0 - 55
Handicap - 1200m
07 July 2024 - 14:08
Track Rating: Soft 5, Weather: Overcast, Rail Position: +8m 1000m-
W/Post; +3.5m Remainder



Section	Overall	1000m	800m	600m	400m	200m							
Section Times	1:11.02 [6] (0:14.51)	0:56.51 [3] (0:10.74)	0:45.77 [3] (0:10.96)	0:34.81 [3] (0:11.24)	0:23.57 [5] (0:11.43)	0:12.14 [6] (0:12.14)							
Average Speed [km/h]	49.4	66.0	65.4	64.6	63.5	59.5							
Top Speed [km/h]	67.3	67.7	66.1	65.0	64.0	62.4							
Avg. Dist. to Rail [m]	3.4	3.0	0.8	1.9	5.0	6.4							
Avg. Stride Freq. [Hz]	2.4	2.5	2.5	2.5	2.5	2.4							
Avg. Stride Length [m]	5.8	7.3	7.4	7.2	7.1	7.0							





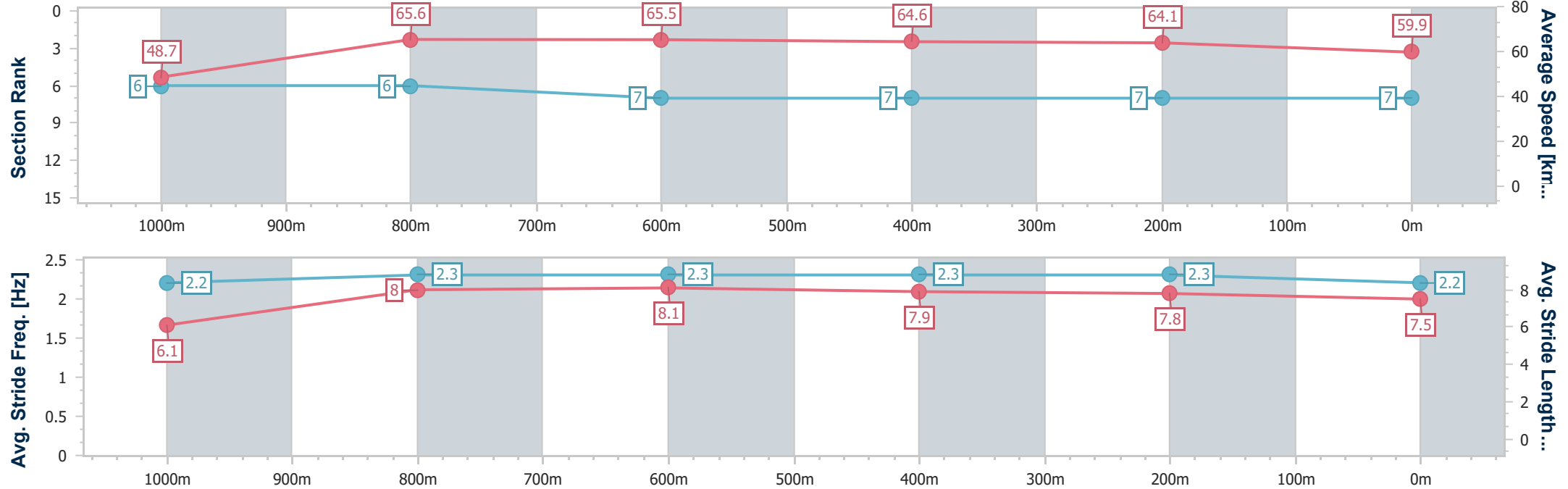
Horse/Jockey Name	Bold Zip
Final Rank	7
Fastest Section Time (Section)	0:10.82 (1000m)
Top Speed [km/h] (Section)	66.1 (Overall)
Race State	Finished



Townsville QLD Professional
Race 5: LADBROKES EASY FORM RATINGS BAND 0 - 55
Handicap - 1200m
07 July 2024 - 14:08
Track Rating: Soft 5, Weather: Overcast, Rail Position: +8m 1000m-
W/Post; +3.5m Remainder



Section	Overall	1000m	800m	600m	400m	200m							
Section Times	1:11.13 [7] (0:14.73)	0:56.40 [6] (0:10.82)	0:45.58 [6] (0:10.98)	0:34.60 [7] (0:11.25)	0:23.35 [7] (0:11.30)	0:12.05 [7] (0:12.05)							
Average Speed [km/h]	48.7	65.6	65.5	64.6	64.1	59.9							
Top Speed [km/h]	66.1	65.9	66.0	64.8	64.9	63.9							
Avg. Dist. to Rail [m]	3.1	2.7	0.5	2.0	3.5	3.7							
Avg. Stride Freq. [Hz]	2.2	2.3	2.3	2.3	2.3	2.2							
Avg. Stride Length [m]	6.1	8.0	8.1	7.9	7.8	7.5							





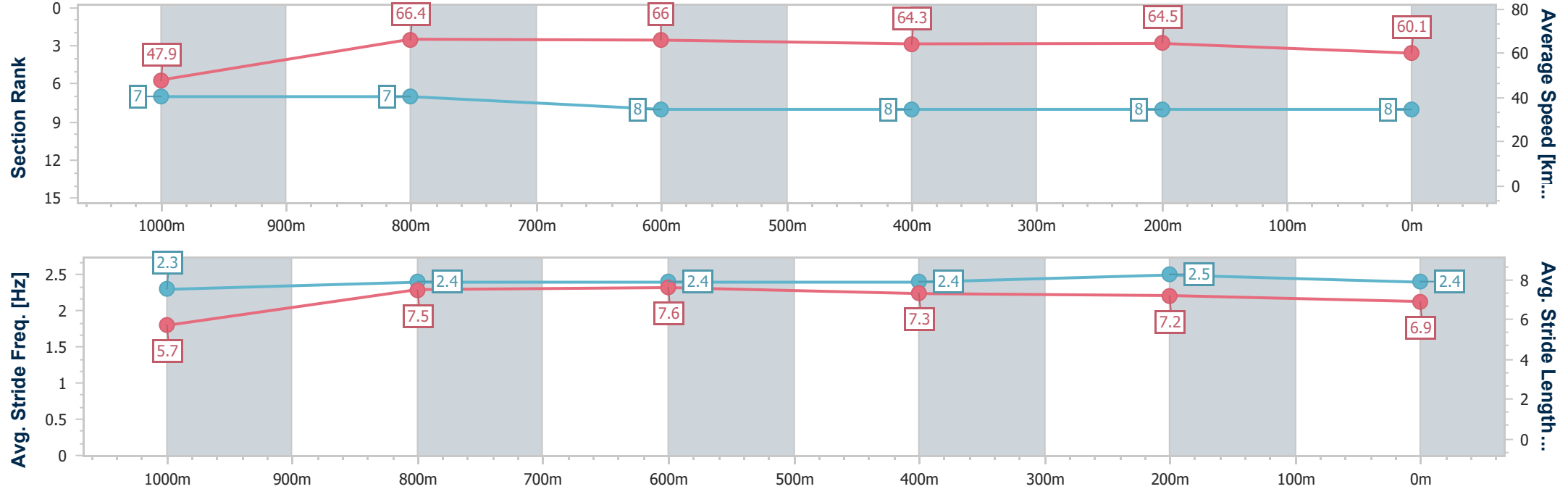
Horse/Jockey Name	Bradshaw
Final Rank	8
Fastest Section Time (Section)	0:10.75 (1000m)
Top Speed [km/h] (Section)	67.3 (1000m)
Race State	Finished



Townsville QLD Professional
Race 5: LADBROKES EASY FORM RATINGS BAND 0 - 55
Handicap - 1200m
07 July 2024 - 14:08
Track Rating: Soft 5, Weather: Overcast, Rail Position: +8m 1000m-
W/Post; +3.5m Remainder



Section	Overall	1000m	800m	600m	400m	200m							
Section Times	1:11.21 [8] (0:14.96)	0:56.25 [7] (0:10.75)	0:45.50 [7] (0:10.93)	0:34.57 [8] (0:11.33)	0:23.24 [8] (0:11.24)	0:12.00 [8] (0:12.00)							
Average Speed [km/h]	47.9	66.4	66.0	64.3	64.5	60.1							
Top Speed [km/h]	64.9	67.3	66.1	65.8	65.5	63.6							
Avg. Dist. to Rail [m]	3.6	1.9	0.6	2.6	5.2	10.2							
Avg. Stride Freq. [Hz]	2.3	2.4	2.4	2.4	2.5	2.4							
Avg. Stride Length [m]	5.7	7.5	7.6	7.3	7.2	6.9							





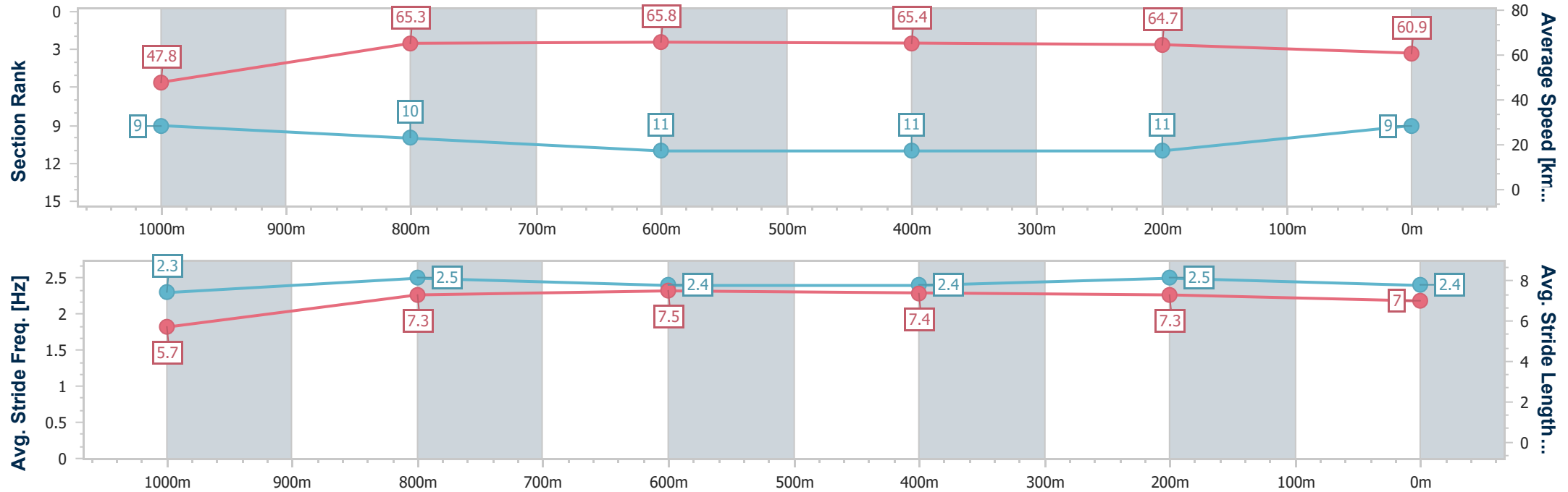
Horse/Jockey Name	Lucky Rolla
Final Rank	9
Fastest Section Time (Section)	0:10.98 (1000m)
Top Speed [km/h] (Section)	67.2 (1000m)
Race State	Finished



Townsville QLD Professional
Race 5: LADBROKES EASY FORM RATINGS BAND 0 - 55
Handicap - 1200m
07 July 2024 - 14:08
Track Rating: Soft 5, Weather: Overcast, Rail Position: +8m 1000m-
W/Post; +3.5m Remainder



Section	Overall	1000m	800m	600m	400m	200m							
Section Times	1:11.25 [9] (0:15.05)	0:56.20 [9] (0:10.98)	0:45.22 [10] (0:11.02)	0:34.20 [11] (0:11.18)	0:23.02 [11] (0:11.19)	0:11.83 [11] (0:11.83)							
Average Speed [km/h]	47.8	65.3	65.8	65.4	64.7	60.9							
Top Speed [km/h]	64.1	67.2	66.7	66.5	65.8	64.0							
Avg. Dist. to Rail [m]	7.3	1.6	1.4	3.2	4.3	5.2							
Avg. Stride Freq. [Hz]	2.3	2.5	2.4	2.4	2.5	2.4							
Avg. Stride Length [m]	5.7	7.3	7.5	7.4	7.3	7.0							





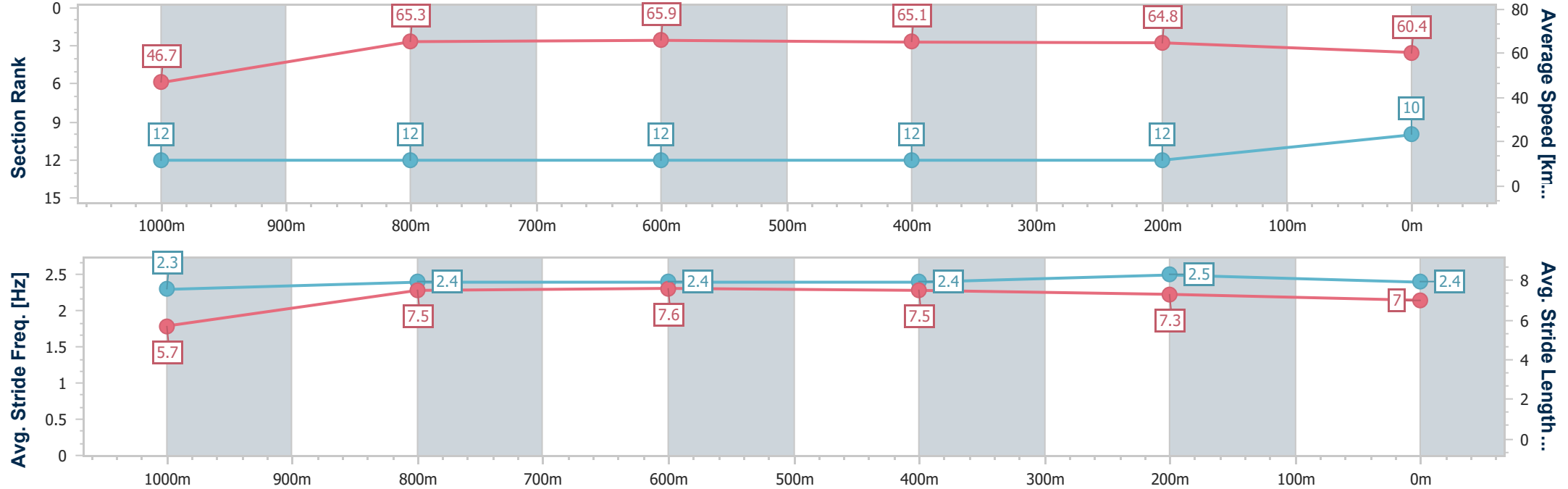
Horse/Jockey Name	Mcnair
Final Rank	10
Fastest Section Time (Section)	0:10.87 (800m)
Top Speed [km/h] (Section)	68.2 (1000m)
Race State	Finished



Townsville QLD Professional
Race 5: LADBROKES EASY FORM RATINGS BAND 0 - 55
Handicap - 1200m
07 July 2024 - 14:08
Track Rating: Soft 5, Weather: Overcast, Rail Position: +8m 1000m-
W/Post; +3.5m Remainder



Section	Overall	1000m	800m	600m	400m	200m							
Section Times	1:11.42 [10] (0:15.34)	0:56.08 [12] (0:10.88)	0:45.20 [12] (0:10.87)	0:34.33 [12] (0:11.20)	0:23.13 [12] (0:11.20)	0:11.93 [12] (0:11.93)							
Average Speed [km/h]	46.7	65.3	65.9	65.1	64.8	60.4							
Top Speed [km/h]	64.1	68.2	66.5	66.4	65.8	62.7							
Avg. Dist. to Rail [m]	4.9	3.0	0.8	2.3	4.8	6.2							
Avg. Stride Freq. [Hz]	2.3	2.4	2.4	2.4	2.5	2.4							
Avg. Stride Length [m]	5.7	7.5	7.6	7.5	7.3	7.0							





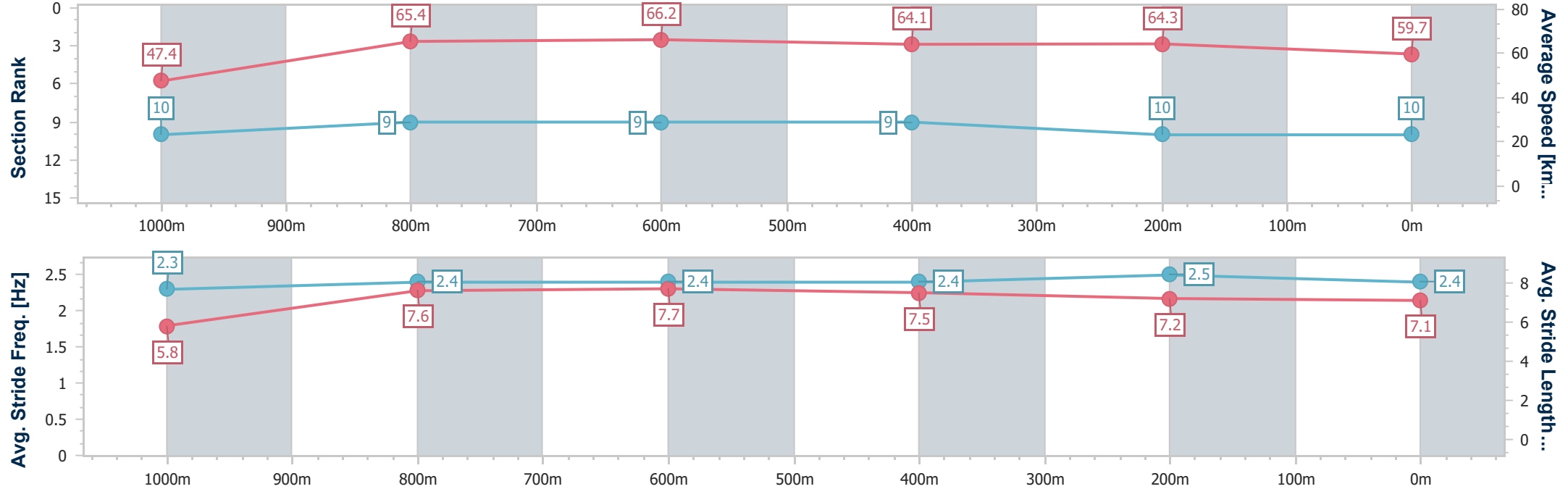
Horse/Jockey Name	Extra Free
Final Rank	10
Fastest Section Time (Section)	0:10.80 (1000m)
Top Speed [km/h] (Section)	67.8 (800m)
Race State	Finished



Townsville QLD Professional
Race 5: LADBROKES EASY FORM RATINGS BAND 0 - 55
Handicap - 1200m
07 July 2024 - 14:08
Track Rating: Soft 5, Weather: Overcast, Rail Position: +8m 1000m-
W/Post; +3.5m Remainder



Section	Overall	1000m	800m	600m	400m	200m							
Section Times	1:11.42 [10] (0:15.13)	0:56.29 [10] (0:10.80)	0:45.49 [9] (0:10.86)	0:34.63 [9] (0:11.33)	0:23.30 [9] (0:11.24)	0:12.06 [10] (0:12.06)							
Average Speed [km/h]	47.4	65.4	66.2	64.1	64.3	59.7							
Top Speed [km/h]	65.0	66.8	67.8	65.9	65.0	63.4							
Avg. Dist. to Rail [m]	4.5	3.8	0.9	1.9	3.2	3.7							
Avg. Stride Freq. [Hz]	2.3	2.4	2.4	2.4	2.5	2.4							
Avg. Stride Length [m]	5.8	7.6	7.7	7.5	7.2	7.1							





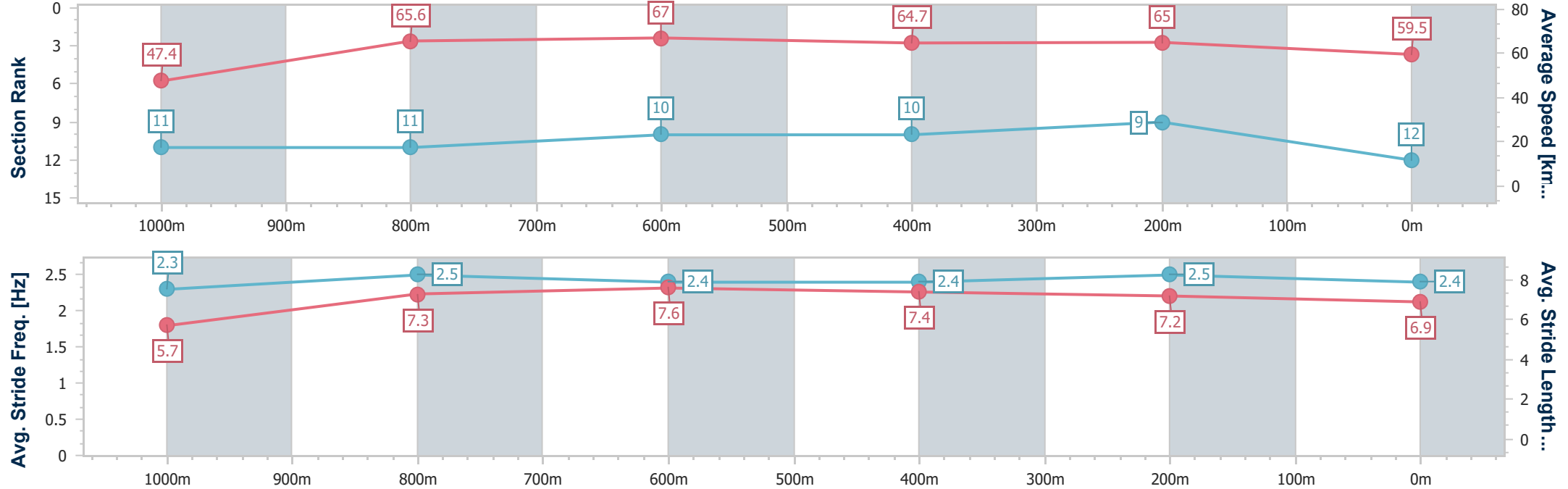
Horse/Jockey Name	Jazz Worthy
Final Rank	12
Fastest Section Time (Section)	0:10.84 (800m)
Top Speed [km/h] (Section)	67.6 (800m)
Race State	Finished



Townsville QLD Professional
Race 5: LADBROKES EASY FORM RATINGS BAND 0 - 55
Handicap - 1200m
07 July 2024 - 14:08
Track Rating: Soft 5, Weather: Overcast, Rail Position: +8m 1000m-
W/Post; +3.5m Remainder



Section	Overall	1000m	800m	600m	400m	200m							
Section Times	1:11.45 [12] (0:15.14)	0:56.31 [11] (0:10.90)	0:45.41 [11] (0:10.84)	0:34.57 [10] (0:11.30)	0:23.27 [10] (0:11.16)	0:12.11 [9] (0:12.11)							
Average Speed [km/h]	47.4	65.6	67.0	64.7	65.0	59.5							
Top Speed [km/h]	64.3	65.9	67.6	66.2	65.6	63.5							
Avg. Dist. to Rail [m]	6.4	1.9	1.8	3.4	4.7	5.4							
Avg. Stride Freq. [Hz]	2.3	2.5	2.4	2.4	2.5	2.4							
Avg. Stride Length [m]	5.7	7.3	7.6	7.4	7.2	6.9							





Townsville QLD Professional
Race 6: LADBROKES YARD COMMENTS RATINGS BAND 0 - 55
Handicap - 1200m
07 July 2024 - 14:48



Track Rating: Soft 5, Weather: Overcast, Rail Position: +8m 1000m-W/Post; +3.5m Remainder

Section		Overall				1000m	800m	600m	400m	200m	Last 600m		
Field Times		1:10.71 (0:13.91)				0:56.80 (0:10.62)	0:46.18 (0:10.72)	0:35.46 (0:11.20)	0:24.26 (0:11.74)	0:12.52 (0:12.52)	0:35.46		
Rank	TAB	Horse/Jockey	Barrier	Top Speed [km/h]	Fastest Section						Margin	Distance Travelled [m]	
1	2	BOOGIE WONDERLAND	2	69.2	0:10.61	1:10.71 [1]	0:56.60 [3]	0:45.99 [3]	0:35.09 [4]	0:23.87 [4]	0:12.37 [2]	1:10.71	0:35.09
		Lacey Morrison		1000m	1000m	(0:14.11)	(0:10.61)	(0:10.90)	(0:11.22)	(0:11.50)	(0:12.37)		
2	1	FLAMING HOMER	4	68.6	0:10.62	1:10.83 [2]	0:56.92 [1]	0:46.30 [1]	0:35.58 [1]	0:24.38 [1]	0:12.64 [1]	0.71L	0:35.58
		Ryan Wiggins		1000m	1000m	(0:13.91)	(0:10.62)	(0:10.72)	(0:11.20)	(0:11.74)	(0:12.64)		-4
3	13	LINE OF KINGS	1	69.2	0:10.62	1:10.95 [3]	0:56.77 [4]	0:46.15 [4]	0:35.42 [3]	0:24.14 [3]	0:12.47 [3]	1.43L	0:35.42
		Corey Bayliss		800m	1000m	(0:14.18)	(0:10.62)	(0:10.73)	(0:11.28)	(0:11.67)	(0:12.47)		-6
4	10	WINNING SAGA	11	69.2	0:10.74	1:11.21 [4]	0:56.72 [8]	0:45.95 [8]	0:35.21 [7]	0:23.99 [8]	0:12.50 [7]	2.95L	0:35.21
		Rebecca Wilson		800m	800m	(0:14.49)	(0:10.77)	(0:10.74)	(0:11.22)	(0:11.49)	(0:12.50)		+2
5	4	LISTEN LISTEN	12	69.5	0:10.77	1:11.33 [5]	0:56.74 [9]	0:45.97 [9]	0:35.16 [9]	0:23.90 [9]	0:12.49 [8]	3.67L	0:35.16
		Graham Kliese		1000m	1000m	(0:14.59)	(0:10.77)	(0:10.81)	(0:11.26)	(0:11.41)	(0:12.49)		+4
6	7	WEMYSS	5	71.2	0:10.54	1:11.43 [6]	0:57.33 [2]	0:46.79 [2]	0:36.10 [2]	0:24.85 [2]	0:12.92 [4]	4.26L	0:36.10
		Nathan Thomas		1000m	1000m	(0:14.10)	(0:10.54)	(0:10.69)	(0:11.25)	(0:11.93)	(0:12.92)		+1
7	3	DICKIN MEDAL	3	69.4	0:10.75	1:11.45 [7]	0:57.17 [5]	0:46.39 [5]	0:35.64 [6]	0:24.39 [6]	0:12.83 [5]	4.36L	0:35.64
		Carl Spry		800m	800m	(0:14.28)	(0:10.78)	(0:10.75)	(0:11.25)	(0:11.56)	(0:12.83)		-1
8	9	SPONTANEOUS CHOICE	7	69.1	0:10.60	1:11.47 [8]	0:57.01 [6]	0:46.41 [6]	0:35.66 [5]	0:24.49 [5]	0:12.81 [6]	4.51L	0:35.66
		Pietro Romeo		800m	1000m	(0:14.46)	(0:10.60)	(0:10.75)	(0:11.17)	(0:11.68)	(0:12.81)		-4
9	12	MISS SHALAA	10	68.8	0:10.75	1:11.48 [9]	0:57.00 [7]	0:46.25 [7]	0:35.48 [8]	0:24.30 [7]	0:12.63 [9]	4.53L	0:35.48
		Adrian Layt		800m	1000m	(0:14.48)	(0:10.75)	(0:10.77)	(0:11.18)	(0:11.67)	(0:12.63)		+0
10	14	MERRY OLD SOUL	13	68.4	0:10.83	1:12.78 [10]	0:57.96 [10]	0:47.13 [10]	0:36.27 [10]	0:24.66 [10]	0:12.61 [10]	12.2L	0:36.27
		Tyler Leslight		1000m	1000m	(0:14.82)	(0:10.83)	(0:10.86)	(0:11.61)	(0:12.05)	(0:12.61)		-3

Scratched: Dawn Strike (#6), Brave Intent (#11), Roznamla (#5), Sizzling Samurai (#8)

Report Created: Sun 7 July 2024 15:50 GMT+10 (Note: Timing is based on position data)

Page 1/11

[] Ranking at each section and finish
-:-:- No data available at this section
NA No data available

SCN Saddle cloth number
DNF Did not finish
DNT Did not track

data processed by TRIPLESDATA



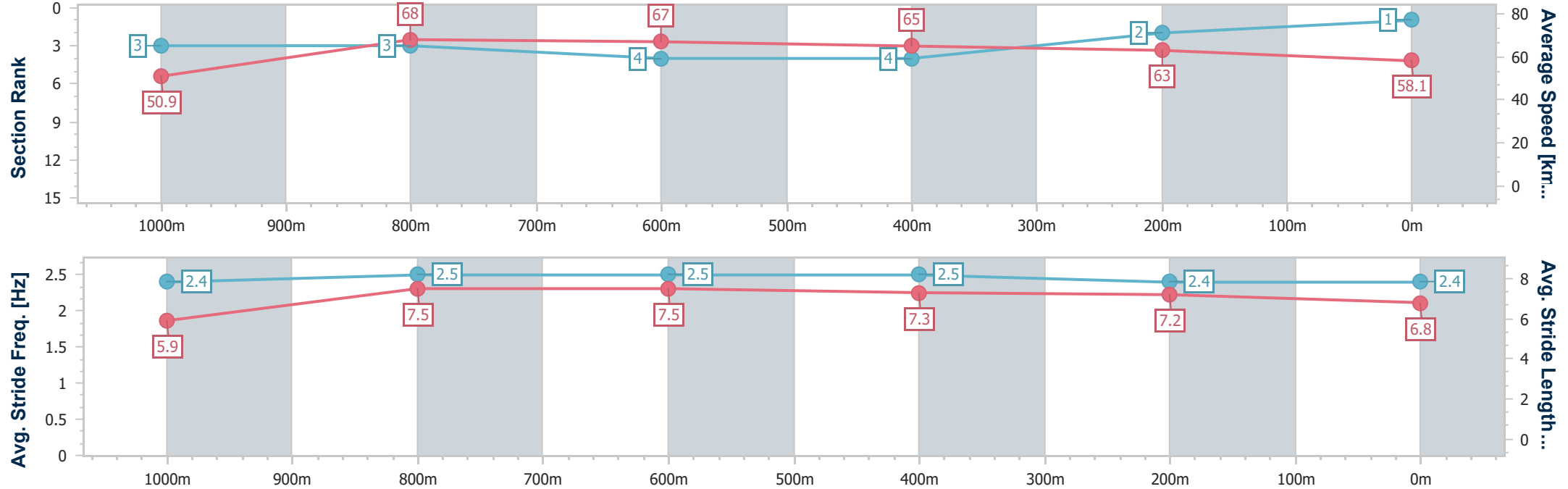
Horse/Jockey Name	Boogie Wonderland
Final Rank	1
Fastest Section Time (Section)	0:10.61 (1000m)
Top Speed [km/h] (Section)	69.2 (1000m)
Race State	Finished



Townsville QLD Professional
Race 6: LADBROKES YARD COMMENTS RATINGS BAND 0 - 55
Handicap - 1200m
07 July 2024 - 14:48
Track Rating: Soft 5, Weather: Overcast, Rail Position: +8m 1000m-
W/Post; +3.5m Remainder



Section	Overall	1000m	800m	600m	400m	200m							
Section Times	1:10.71 [1] (0:14.11)	0:56.60 [3] (0:10.61)	0:45.99 [3] (0:10.90)	0:35.09 [4] (0:11.22)	0:23.87 [4] (0:11.50)	0:12.37 [2] (0:12.37)							
Average Speed [km/h]	50.9	68.0	67.0	65.0	63.0	58.1							
Top Speed [km/h]	66.1	69.2	68.0	66.7	64.3	61.4							
Avg. Dist. to Rail [m]	3.2	1.1	3.0	2.8	3.2	3.6							
Avg. Stride Freq. [Hz]	2.4	2.5	2.5	2.5	2.4	2.4							
Avg. Stride Length [m]	5.9	7.5	7.5	7.3	7.2	6.8							



[] Ranking at each section and finish
-.-.- No data available at this section
NA No data available



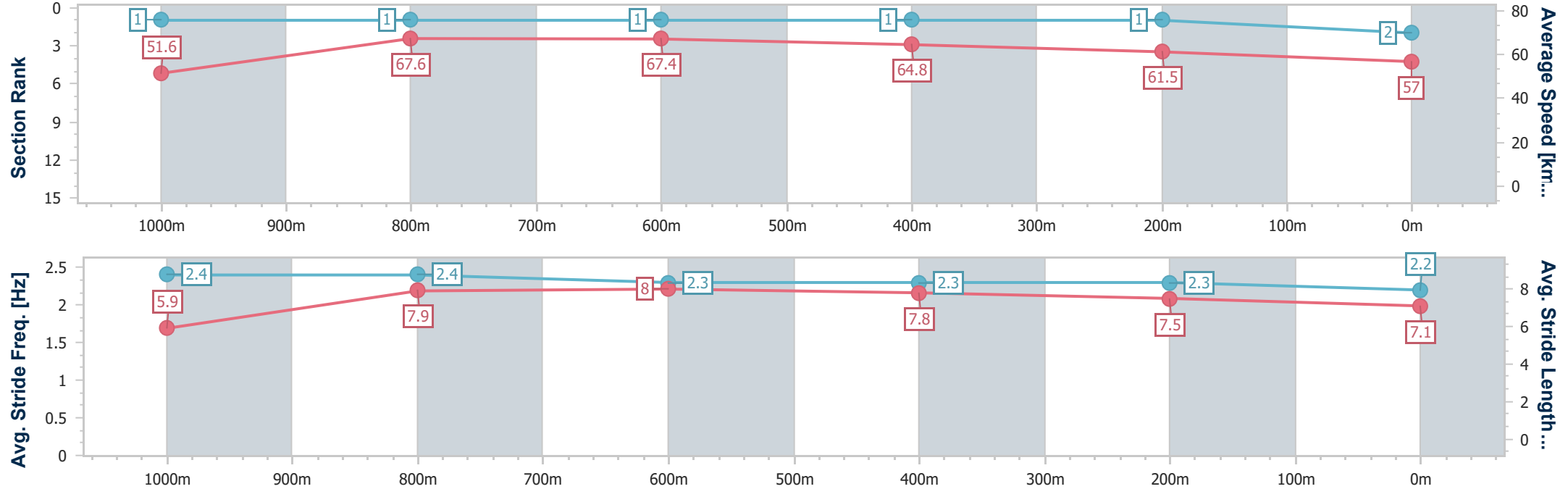
Horse/Jockey Name	Flaming Homer
Final Rank	2
Fastest Section Time (Section)	0:10.62 (1000m)
Top Speed [km/h] (Section)	68.6 (1000m)
Race State	Finished



Townsville QLD Professional
Race 6: LADBROKES YARD COMMENTS RATINGS BAND 0 - 55
Handicap - 1200m
07 July 2024 - 14:48
Track Rating: Soft 5, Weather: Overcast, Rail Position: +8m 1000m-
W/Post; +3.5m Remainder



Section	Overall	1000m	800m	600m	400m	200m							
Section Times	1:10.83 [2] (0:13.91)	0:56.92 [1] (0:10.62)	0:46.30 [1] (0:10.72)	0:35.58 [1] (0:11.20)	0:24.38 [1] (0:11.74)	0:12.64 [1] (0:12.64)							
Average Speed [km/h]	51.6	67.6	67.4	64.8	61.5	57.0							
Top Speed [km/h]	67.3	68.6	68.3	67.0	63.3	59.4							
Avg. Dist. to Rail [m]	4.3	1.2	0.9	1.5	1.9	3.0							
Avg. Stride Freq. [Hz]	2.4	2.4	2.3	2.3	2.3	2.2							
Avg. Stride Length [m]	5.9	7.9	8.0	7.8	7.5	7.1							





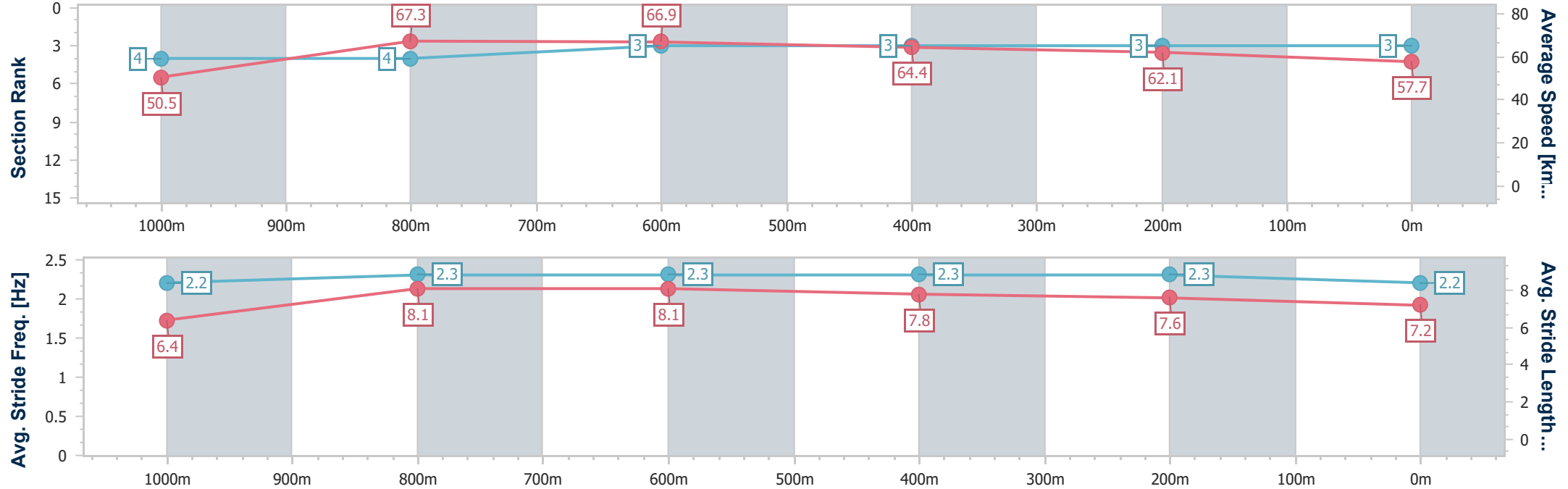
Horse/Jockey Name	Line Of Kings
Final Rank	3
Fastest Section Time (Section)	0:10.62 (1000m)
Top Speed [km/h] (Section)	69.2 (800m)
Race State	Finished



Townsville QLD Professional
Race 6: LADBROKES YARD COMMENTS RATINGS BAND 0 - 55
Handicap - 1200m
07 July 2024 - 14:48
Track Rating: Soft 5, Weather: Overcast, Rail Position: +8m 1000m-
W/Post; +3.5m Remainder



Section	Overall	1000m	800m	600m	400m	200m								
Section Times	1:10.95 [3] (0:14.18)	0:56.77 [4] (0:10.62)	0:46.15 [4] (0:10.73)	0:35.42 [3] (0:11.28)	0:24.14 [3] (0:11.67)	0:12.47 [3] (0:12.47)								
Average Speed [km/h]	50.5	67.3	66.9	64.4	62.1	57.7								
Top Speed [km/h]	66.6	68.8	69.2	66.5	63.4	60.6								
Avg. Dist. to Rail [m]	3.0	2.0	0.4	1.8	2.7	4.9								
Avg. Stride Freq. [Hz]	2.2	2.3	2.3	2.3	2.3	2.2								
Avg. Stride Length [m]	6.4	8.1	8.1	7.8	7.6	7.2								





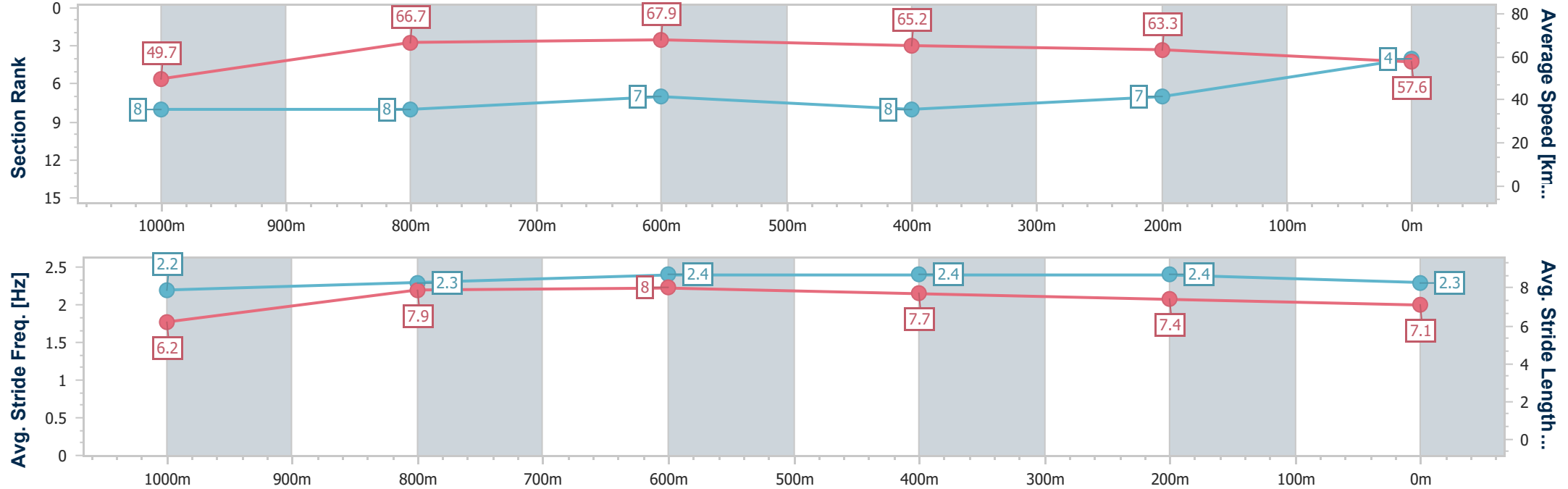
Horse/Jockey Name	Winning Saga
Final Rank	4
Fastest Section Time (Section)	0:10.74 (800m)
Top Speed [km/h] (Section)	69.2 (800m)
Race State	Finished



Townsville QLD Professional
Race 6: LADBROKES YARD COMMENTS RATINGS BAND 0 - 55
Handicap - 1200m
07 July 2024 - 14:48
Track Rating: Soft 5, Weather: Overcast, Rail Position: +8m 1000m-
W/Post; +3.5m Remainder



Section	Overall	1000m	800m	600m	400m	200m							
Section Times	1:11.21 [4] (0:14.49)	0:56.72 [8] (0:10.77)	0:45.95 [8] (0:10.74)	0:35.21 [7] (0:11.22)	0:23.99 [8] (0:11.49)	0:12.50 [7] (0:12.50)							
Average Speed [km/h]	49.7	66.7	67.9	65.2	63.3	57.6							
Top Speed [km/h]	64.5	68.5	69.2	66.7	63.8	61.0							
Avg. Dist. to Rail [m]	6.4	0.9	2.8	3.3	6.2	8.5							
Avg. Stride Freq. [Hz]	2.2	2.3	2.4	2.4	2.4	2.3							
Avg. Stride Length [m]	6.2	7.9	8.0	7.7	7.4	7.1							





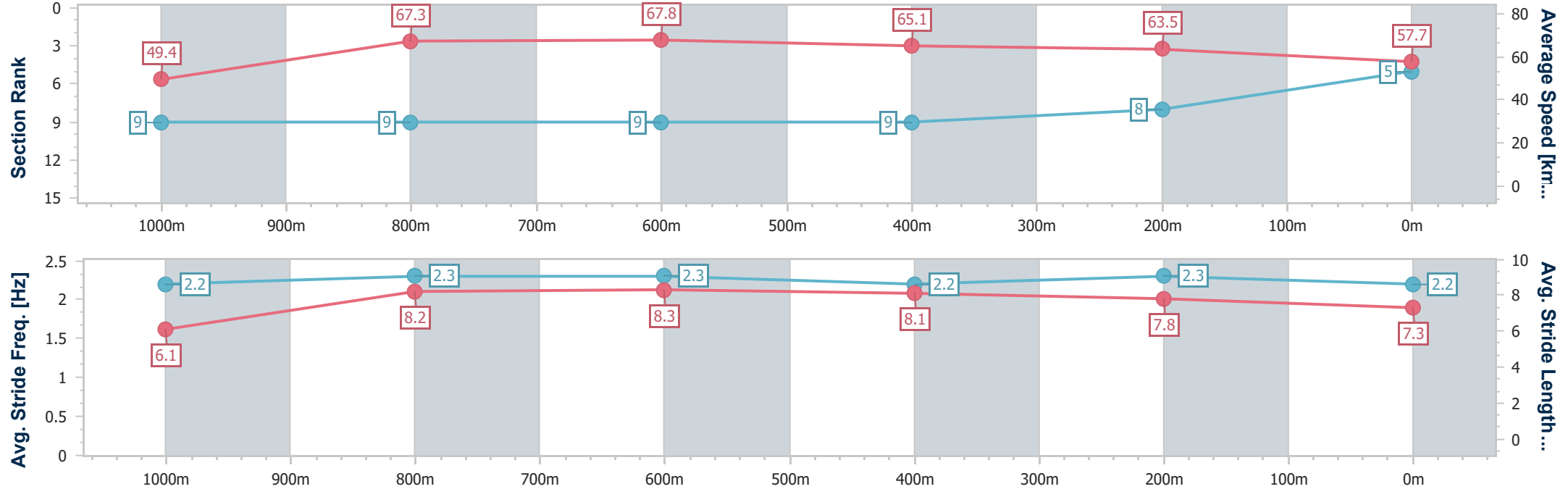
Horse/Jockey Name	Listen Listen
Final Rank	5
Fastest Section Time (Section)	0:10.77 (1000m)
Top Speed [km/h] (Section)	69.5 (1000m)
Race State	Finished



Townsville QLD Professional
Race 6: LADBROKES YARD COMMENTS RATINGS BAND 0 - 55
Handicap - 1200m
07 July 2024 - 14:48
Track Rating: Soft 5, Weather: Overcast, Rail Position: +8m 1000m-
W/Post; +3.5m Remainder



Section	Overall	1000m	800m	600m	400m	200m							
Section Times	1:11.33 [5] (0:14.59)	0:56.74 [9] (0:10.77)	0:45.97 [9] (0:10.81)	0:35.16 [9] (0:11.26)	0:23.90 [9] (0:11.41)	0:12.49 [8] (0:12.49)							
Average Speed [km/h]	49.4	67.3	67.8	65.1	63.5	57.7							
Top Speed [km/h]	65.2	69.5	69.0	66.7	65.3	60.3							
Avg. Dist. to Rail [m]	7.0	1.7	3.8	4.0	3.5	6.6							
Avg. Stride Freq. [Hz]	2.2	2.3	2.3	2.2	2.3	2.2							
Avg. Stride Length [m]	6.1	8.2	8.3	8.1	7.8	7.3							





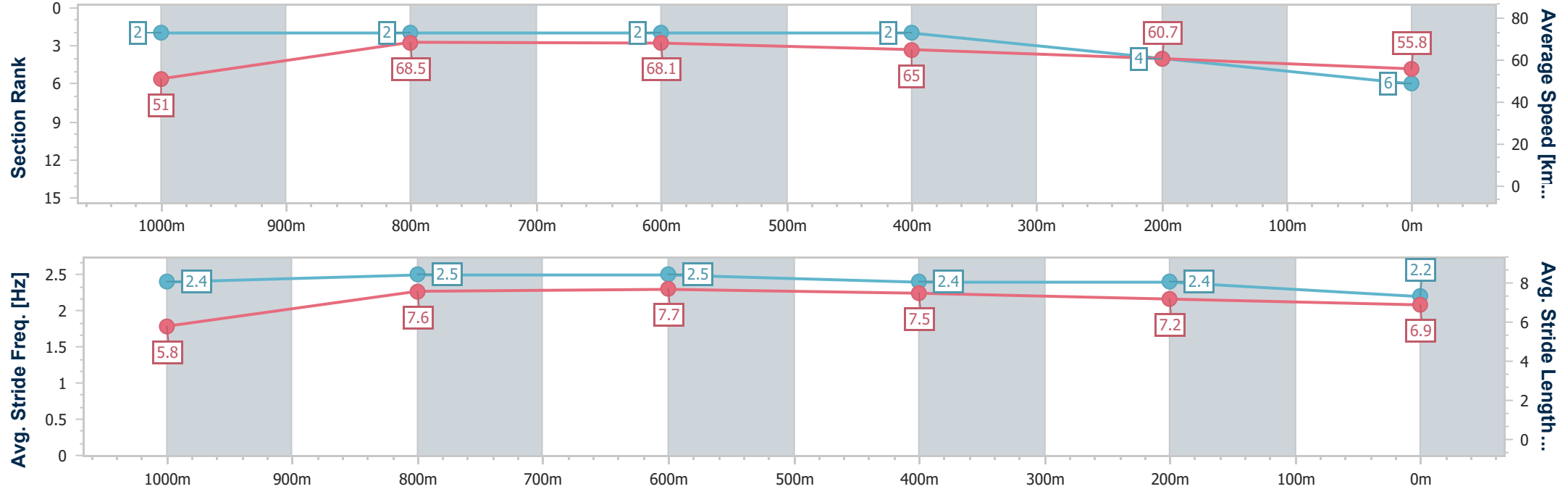
Horse/Jockey Name	Wemyss
Final Rank	6
Fastest Section Time (Section)	0:10.54 (1000m)
Top Speed [km/h] (Section)	71.2 (1000m)
Race State	Finished



Townsville QLD Professional
Race 6: LADBROKES YARD COMMENTS RATINGS BAND 0 - 55
Handicap - 1200m
07 July 2024 - 14:48
Track Rating: Soft 5, Weather: Overcast, Rail Position: +8m 1000m-
W/Post; +3.5m Remainder



Section	Overall	1000m	800m	600m	400m	200m							
Section Times	1:11.43 [6] (0:14.10)	0:57.33 [2] (0:10.54)	0:46.79 [2] (0:10.69)	0:36.10 [2] (0:11.25)	0:24.85 [2] (0:11.93)	0:12.92 [4] (0:12.92)							
Average Speed [km/h]	51.0	68.5	68.1	65.0	60.7	55.8							
Top Speed [km/h]	68.1	71.2	71.2	67.5	63.7	58.3							
Avg. Dist. to Rail [m]	4.3	1.2	2.2	3.2	4.5	5.1							
Avg. Stride Freq. [Hz]	2.4	2.5	2.5	2.4	2.4	2.2							
Avg. Stride Length [m]	5.8	7.6	7.7	7.5	7.2	6.9							





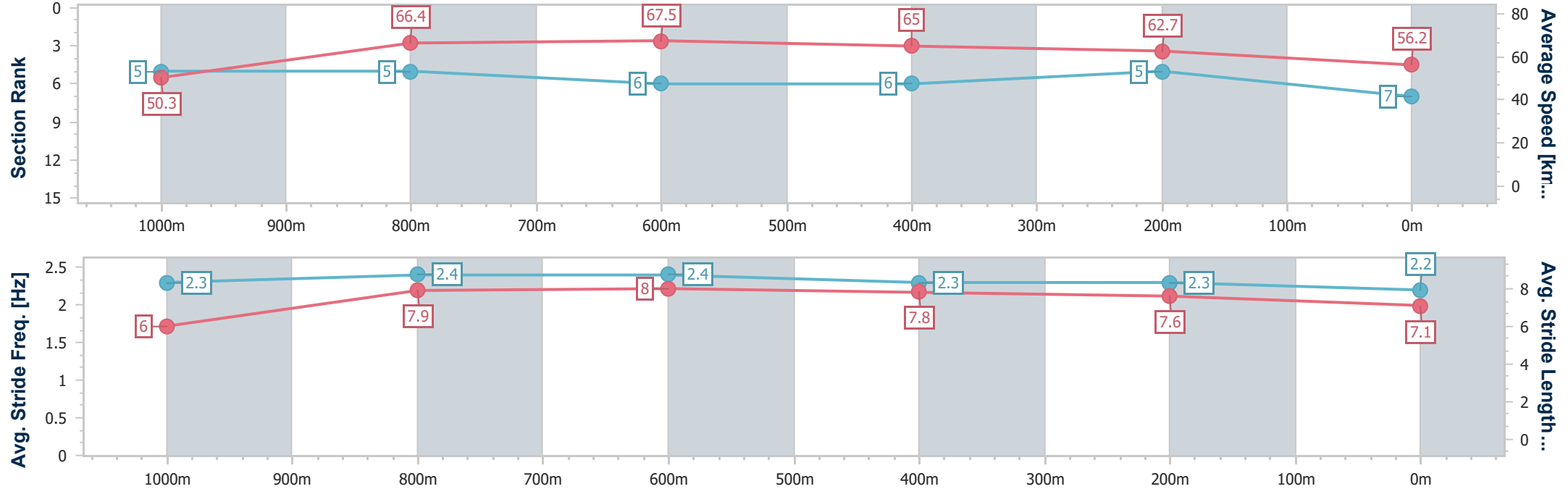
Horse/Jockey Name	Dickin Medal
Final Rank	7
Fastest Section Time (Section)	0:10.75 (800m)
Top Speed [km/h] (Section)	69.4 (800m)
Race State	Finished



Townsville QLD Professional
Race 6: LADBROKES YARD COMMENTS RATINGS BAND 0 - 55
Handicap - 1200m
07 July 2024 - 14:48
Track Rating: Soft 5, Weather: Overcast, Rail Position: +8m 1000m-
W/Post; +3.5m Remainder



Section	Overall	1000m	800m	600m	400m	200m							
Section Times	1:11.45 [7] (0:14.28)	0:57.17 [5] (0:10.78)	0:46.39 [5] (0:10.75)	0:35.64 [6] (0:11.25)	0:24.39 [6] (0:11.56)	0:12.83 [5] (0:12.83)							
Average Speed [km/h]	50.3	66.4	67.5	65.0	62.7	56.2							
Top Speed [km/h]	65.9	69.0	69.4	67.1	64.3	60.5							
Avg. Dist. to Rail [m]	3.9	1.3	1.8	3.1	4.8	6.7							
Avg. Stride Freq. [Hz]	2.3	2.4	2.4	2.3	2.3	2.2							
Avg. Stride Length [m]	6.0	7.9	8.0	7.8	7.6	7.1							





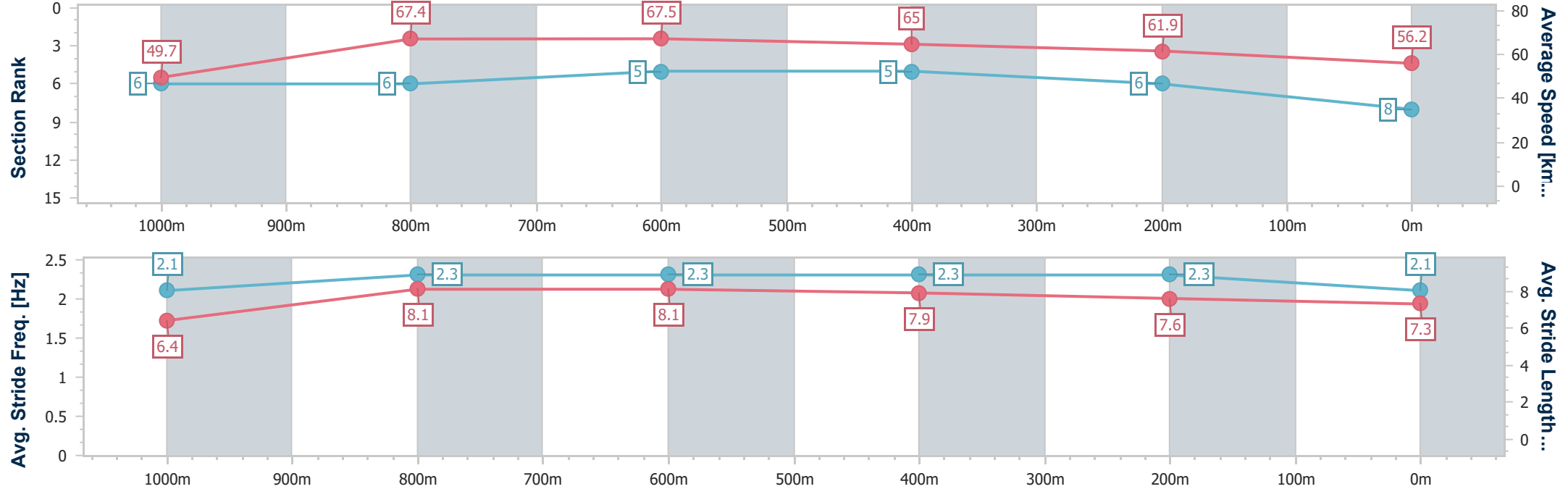
Horse/Jockey Name	Spontaneous Choice
Final Rank	8
Fastest Section Time (Section)	0:10.60 (1000m)
Top Speed [km/h] (Section)	69.1 (800m)
Race State	Finished



Townsville QLD Professional
Race 6: LADBROKES YARD COMMENTS RATINGS BAND 0 - 55
Handicap - 1200m
07 July 2024 - 14:48
Track Rating: Soft 5, Weather: Overcast, Rail Position: +8m 1000m-
W/Post; +3.5m Remainder



Section	Overall	1000m	800m	600m	400m	200m							
Section Times	1:11.47 [8] (0:14.46)	0:57.01 [6] (0:10.60)	0:46.41 [6] (0:10.75)	0:35.66 [5] (0:11.17)	0:24.49 [5] (0:11.68)	0:12.81 [6] (0:12.81)							
Average Speed [km/h]	49.7	67.4	67.5	65.0	61.9	56.2							
Top Speed [km/h]	65.7	68.7	69.1	66.8	64.3	59.0							
Avg. Dist. to Rail [m]	5.7	1.7	1.5	1.9	3.3	5.7							
Avg. Stride Freq. [Hz]	2.1	2.3	2.3	2.3	2.3	2.1							
Avg. Stride Length [m]	6.4	8.1	8.1	7.9	7.6	7.3							





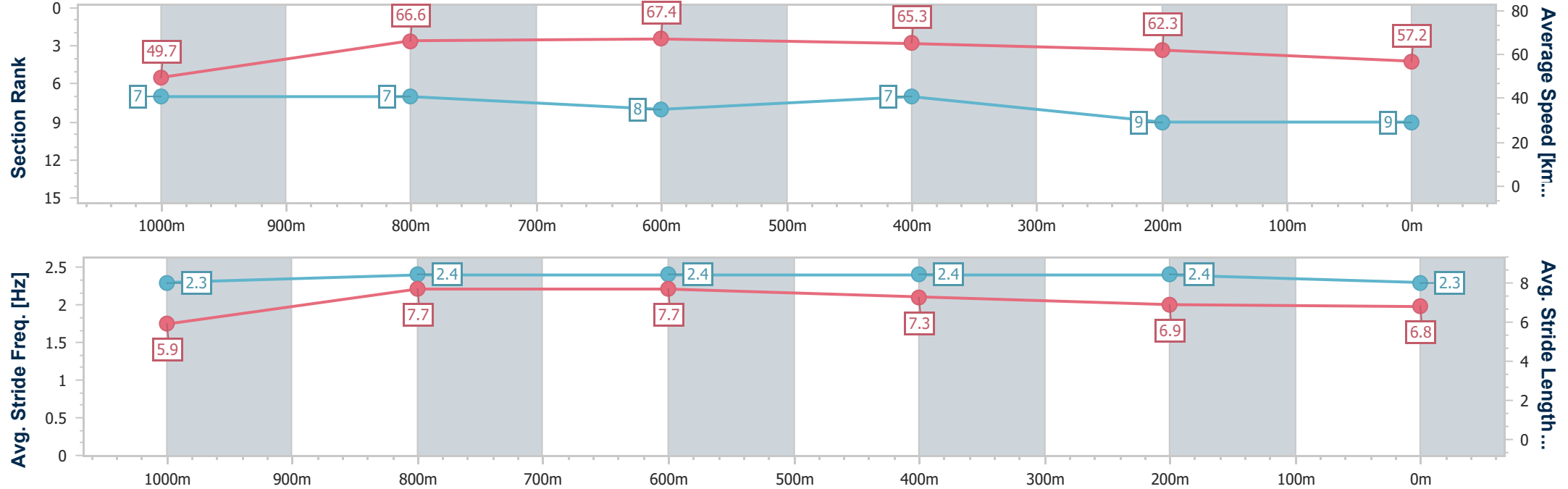
Horse/Jockey Name	Miss Shalaa
Final Rank	9
Fastest Section Time (Section)	0:10.75 (1000m)
Top Speed [km/h] (Section)	68.8 (800m)
Race State	Finished



Townsville QLD Professional
Race 6: LADBROKES YARD COMMENTS RATINGS BAND 0 - 55
Handicap - 1200m
07 July 2024 - 14:48
Track Rating: Soft 5, Weather: Overcast, Rail Position: +8m 1000m-
W/Post; +3.5m Remainder



Section	Overall	1000m	800m	600m	400m	200m							
Section Times	1:11.48 [9] (0:14.48)	0:57.00 [7] (0:10.75)	0:46.25 [7] (0:10.77)	0:35.48 [8] (0:11.18)	0:24.30 [7] (0:11.67)	0:12.63 [9] (0:12.63)							
Average Speed [km/h]	49.7	66.6	67.4	65.3	62.3	57.2							
Top Speed [km/h]	66.6	68.8	68.8	66.8	64.6	59.4							
Avg. Dist. to Rail [m]	5.8	1.1	1.4	3.2	6.2	8.9							
Avg. Stride Freq. [Hz]	2.3	2.4	2.4	2.4	2.4	2.3							
Avg. Stride Length [m]	5.9	7.7	7.7	7.3	6.9	6.8							





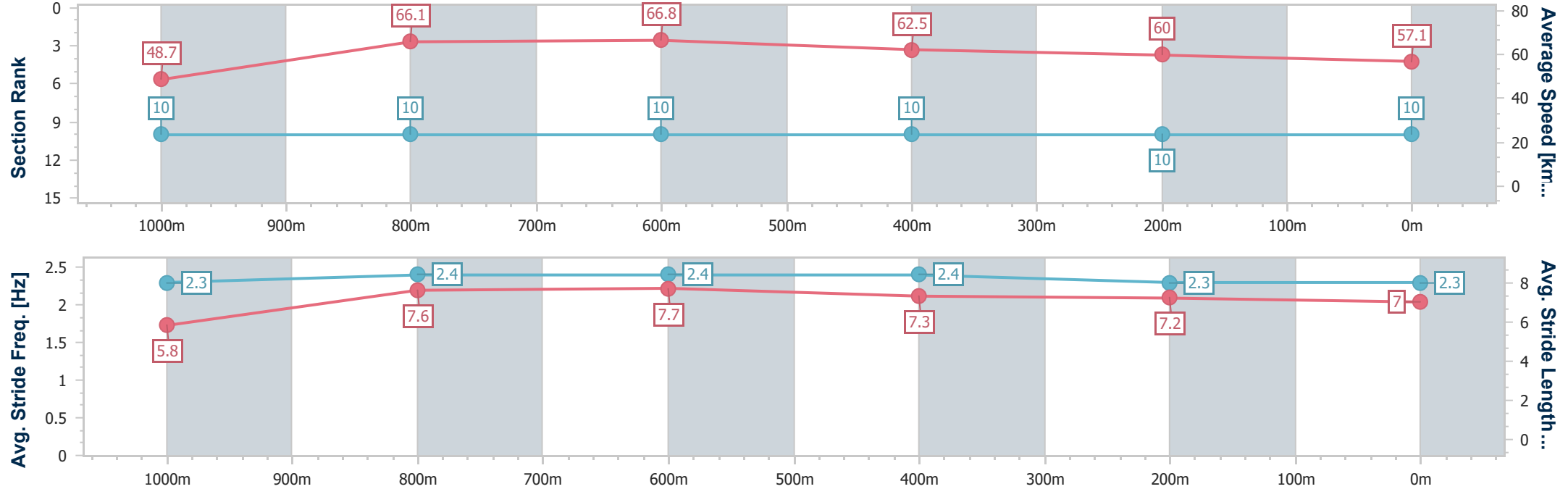
Horse/Jockey Name	Merry Old Soul
Final Rank	10
Fastest Section Time (Section)	0:10.83 (1000m)
Top Speed [km/h] (Section)	68.4 (1000m)
Race State	Finished



Townsville QLD Professional
Race 6: LADBROKES YARD COMMENTS RATINGS BAND 0 - 55
Handicap - 1200m
07 July 2024 - 14:48
Track Rating: Soft 5, Weather: Overcast, Rail Position: +8m 1000m-
W/Post; +3.5m Remainder



Section	Overall	1000m	800m	600m	400m	200m								
Section Times	1:12.78 [10] (0:14.82)	0:57.96 [10] (0:10.83)	0:47.13 [10] (0:10.86)	0:36.27 [10] (0:11.61)	0:24.66 [10] (0:12.05)	0:12.61 [10] (0:12.61)								
Average Speed [km/h]	48.7	66.1	66.8	62.5	60.0	57.1								
Top Speed [km/h]	64.8	68.4	67.8	65.3	61.3	59.1								
Avg. Dist. to Rail [m]	8.0	1.4	1.2	1.7	2.7	3.3								
Avg. Stride Freq. [Hz]	2.3	2.4	2.4	2.4	2.3	2.3								
Avg. Stride Length [m]	5.8	7.6	7.7	7.3	7.2	7.0								





Townsville QLD Professional
Race 7: MAGIC MILLIONS TOWNSVILLE DOLLARS QTIS Three-Year-Old
Handicap - 1400m
07 July 2024 - 15:28



Track Rating: Soft 5, Weather: Fine, Rail Position: +8m 1000m-W/Post; +3.5m Remainder

Section		Overall				1200m	1000m	800m	600m	400m	Last 600m	
Field Times		1:23.11				1:08.29	0:56.84	0:45.31	0:34.28	0:23.24	0:34.28	
		(0:14.82)				(0:11.45)	(0:11.53)	(0:11.03)	(0:11.04)	(0:11.21)		
Rank	TAB	Horse/Jockey	Barrier	Top Speed [km/h]	Fastest Section							Distance Travelled [m]
1	1	SWEET KISSES	3	66.9	0:11.03	1:23.11 [1]	1:08.29 [1]	0:56.84 [1]	0:45.31 [1]	0:34.28 [1]	0:23.24 [1]	0:34.28
		Ashley Butler		800m	800m	(0:14.82)	(0:11.45)	(0:11.53)	(0:11.03)	(0:11.04)	(0:11.21)	
2	8	RELIABLE WITNESS	1	67.8	0:10.92	1:23.13 [2]	1:07.67 [7]	0:56.29 [6]	0:44.73 [6]	0:33.66 [6]	0:22.74 [6]	0:33.66 +1
		Nathan Thomas		600m	600m	(0:15.46)	(0:11.38)	(0:11.56)	(0:11.07)	(0:10.92)	(0:11.11)	
3	2	BEAU RAIN	4	67.9	0:11.02	1:23.31 [3]	1:08.39 [2]	0:56.95 [2]	0:45.37 [2]	0:34.35 [2]	0:23.28 [2]	0:34.35 +4
		Lacey Morrison		Overall	800m	(0:14.92)	(0:11.44)	(0:11.58)	(0:11.02)	(0:11.07)	(0:11.25)	
4	11	PURPOSE 'N' VISION	2	67.6	0:11.02	1:23.42 [4]	1:08.32 [3]	0:56.83 [3]	0:45.30 [3]	0:34.25 [5]	0:23.23 [4]	0:34.25 +1
		Chelsea Jokic		600m	600m	(0:15.10)	(0:11.49)	(0:11.53)	(0:11.05)	(0:11.02)	(0:11.19)	
5	7	ULTIMATE	8	68.6	0:10.83	1:23.52 [5]	1:08.12 [6]	0:56.67 [7]	0:44.85 [7]	0:33.92 [7]	0:23.09 [7]	0:33.92 +6
		Graham Kliese		600m	600m	(0:15.40)	(0:11.45)	(0:11.82)	(0:10.93)	(0:10.83)	(0:11.17)	
6	5	DECRYPTING GOLD	7	67.7	0:11.00	1:23.68 [6]	1:08.47 [4]	0:57.03 [4]	0:45.53 [4]	0:34.53 [4]	0:23.43 [5]	0:34.53 +3
		Corey Bayliss		800m	800m	(0:15.21)	(0:11.44)	(0:11.50)	(0:11.00)	(0:11.10)	(0:11.28)	
7	6	YELLOWSTONE BETH	11	68.1	0:10.84	1:23.83 [7]	1:08.01 [11]	0:56.58 [10]	0:44.94 [10]	0:33.92 [9]	0:23.08 [9]	0:33.92 +0
		Chris Whiteley		600m	600m	(0:15.82)	(0:11.43)	(0:11.64)	(0:11.02)	(0:10.84)	(0:11.10)	
8	10	CRAICARO	5	67.9	0:10.93	1:23.85 [8]	1:08.25 [9]	0:56.77 [9]	0:44.99 [9]	0:33.74 [10]	0:22.81 [10]	0:33.74 +6
		Pietro Romeo		400m	600m	(0:15.60)	(0:11.48)	(0:11.78)	(0:11.25)	(0:10.93)	(0:10.93)	
9	4	BETTA AL	12	67.5	0:10.94	1:23.85 [9]	1:08.30 [8]	0:56.78 [8]	0:45.09 [8]	0:34.05 [8]	0:23.11 [8]	0:34.05 +5
		Ryan Wiggins		800m	600m	(0:15.55)	(0:11.52)	(0:11.69)	(0:11.04)	(0:10.94)	(0:11.10)	
10	3	CENTRAL PARK	9	68.5	0:10.93	1:24.13 [10]	1:08.82 [5]	0:57.40 [5]	0:45.96 [5]	0:35.03 [3]	0:23.96 [3]	0:35.03 +7
		Adrian Layt		800m	800m	(0:15.31)	(0:11.42)	(0:11.44)	(0:10.93)	(0:11.07)	(0:11.40)	

Scratched: Spontaneous Choice (#12)



Townsville QLD Professional
Race 7: MAGIC MILLIONS TOWNSVILLE DOLLARS QTIS Three-Year-Old
Handicap - 1400m
07 July 2024 - 15:28



Track Rating: Soft 5, Weather: Fine, Rail Position: +8m 1000m-W/Post; +3.5m Remainder

Section					Overall	1200m	1000m	800m	600m	400m	Last 600m		
Field Times					1:23.11 (0:14.82)	1:08.29 (0:11.45)	0:56.84 (0:11.53)	0:45.31 (0:11.03)	0:34.28 (0:11.04)	0:23.24 (0:11.21)	0:34.28		
Rank	TAB	Horse/Jockey	Barrier	Top Speed [km/h]	Fastest Section							Distance Travelled [m]	
11	9	STORE BEACH	10	66.5	0:11.05	1:29.33 [11]	1:13.55 [10]	1:01.97 [11]	0:50.19 [11]	0:39.14 [11]	0:27.92 [11]	0:39.14	+2
		Scott Sheargold		800m	800m	(0:15.78)	(0:11.58)	(0:11.78)	(0:11.05)	(0:11.22)	(0:12.08)		

Scratched: Spontaneous Choice (#12)



Townsville QLD Professional
Race 7: MAGIC MILLIONS TOWNSVILLE DOLLARS QTIS Three-Year-Old
Handicap - 1400m
07 July 2024 - 15:28



Track Rating: Soft 5, Weather: Fine, Rail Position: +8m 1000m-W/Post; +3.5m Remainder

Section Field Times				200m 0:12.03 (0:12.03)		Last 600m 0:34.28			
Rank	TAB	Horse/Jockey	Barrier	Top Speed [km/h]	Fastest Section	Margin			Distance Travelled [m]
1	1	SWEET KISSES	3	66.9	0:11.03	0:12.03 [1]	1:23.11	0:34.28	
		Ashley Butler		800m	800m	(0:12.03)			
2	8	RELIABLE WITNESS	1	67.8	0:10.92	0:11.63 [4]	0.15L	0:33.66	+1
		Nathan Thomas		600m	600m	(0:11.63)			
3	2	BEAU RAIN	4	67.9	0:11.02	0:12.03 [2]	1.18L	0:34.35	+4
		Lacey Morrison		Overall	800m	(0:12.03)			
4	11	PURPOSE 'N' VISION	2	67.6	0:11.02	0:12.04 [3]	1.82L	0:34.25	+1
		Chelsea Jokic		600m	600m	(0:12.04)			
5	7	ULTIMATE	8	68.6	0:10.83	0:11.92 [7]	2.41L	0:33.92	+6
		Graham Kliese		600m	600m	(0:11.92)			
6	5	DECRYPTING GOLD	7	67.7	0:11.00	0:12.15 [5]	3.37L	0:34.53	+3
		Corey Bayliss		800m	800m	(0:12.15)			
7	6	YELLOWSTONE BETH	11	68.1	0:10.84	0:11.98 [9]	4.27L	0:33.92	+0
		Chris Whiteley		600m	600m	(0:11.98)			
8	10	CRAICARO	5	67.9	0:10.93	0:11.88 [10]	4.37L	0:33.74	+6
		Pietro Romeo		400m	600m	(0:11.88)			
9	4	BETTA AL	12	67.5	0:10.94	0:12.01 [8]	4.4L	0:34.05	+5
		Ryan Wiggins		800m	600m	(0:12.01)			
10	3	CENTRAL PARK	9	68.5	0:10.93	0:12.56 [6]	6.04L	0:35.03	+7
		Adrian Layt		800m	800m	(0:12.56)			

Scratched: Spontaneous Choice (#12)



Townsville QLD Professional
Race 7: MAGIC MILLIONS TOWNSVILLE DOLLARS QTIS Three-Year-Old
Handicap - 1400m
07 July 2024 - 15:28



Track Rating: Soft 5, Weather: Fine, Rail Position: +8m 1000m-W/Post; +3.5m Remainder

Section						200m		Last 600m	
Field Times						0:12.03 (0:12.03)		0:34.28	
Rank	TAB	Horse/Jockey	Barrier	Top Speed [km/h]	Fastest Section	Margin		Distance Travelled [m]	
11	9	STORE BEACH	10	66.5	0:11.05	0:15.84 [11]	36.62L	0:39.14	+2
		Scott Sheargold		800m	800m	(0:15.84)			

Scratched: Spontaneous Choice (#12)



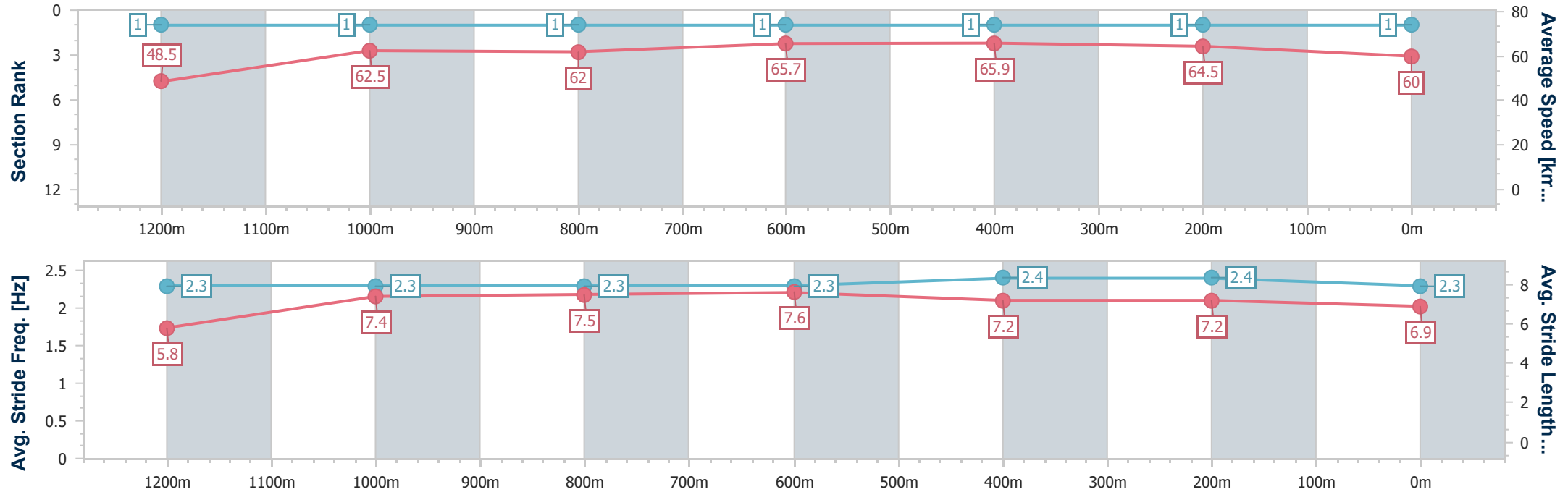
Horse/Jockey Name	Sweet Kisses
Final Rank	1
Fastest Section Time (Section)	0:11.03 (800m)
Top Speed [km/h] (Section)	66.9 (800m)
Race State	Finished



Townsville QLD Professional
Race 7: MAGIC MILLIONS TOWNVILLE DOLLARS QTIS Three-
Year-Old Handicap - 1400m
07 July 2024 - 15:28
Track Rating: Soft 5, Weather: Fine, Rail Position: +8m 1000m-
W/Post; +3.5m Remainder



Section	Overall	1200m	1000m	800m	600m	400m	200m						
Section Times	1:23.11 [1] (0:14.82)	1:08.29 [1] (0:11.45)	0:56.84 [1] (0:11.53)	0:45.31 [1] (0:11.03)	0:34.28 [1] (0:11.04)	0:23.24 [1] (0:11.21)	0:12.03 [1] (0:12.03)						
Average Speed [km/h]	48.5	62.5	62.0	65.7	65.9	64.5	60.0						
Top Speed [km/h]	65.3	64.3	64.0	66.9	66.9	65.3	62.7						
Avg. Dist. to Rail [m]	5.7	1.6	1.5	1.1	2.0	3.2	4.2						
Avg. Stride Freq. [Hz]	2.3	2.3	2.3	2.3	2.4	2.4	2.3						
Avg. Stride Length [m]	5.8	7.4	7.5	7.6	7.2	7.2	6.9						



- [] Ranking at each section and finish
- .-.- No data available at this section
- NA No data available



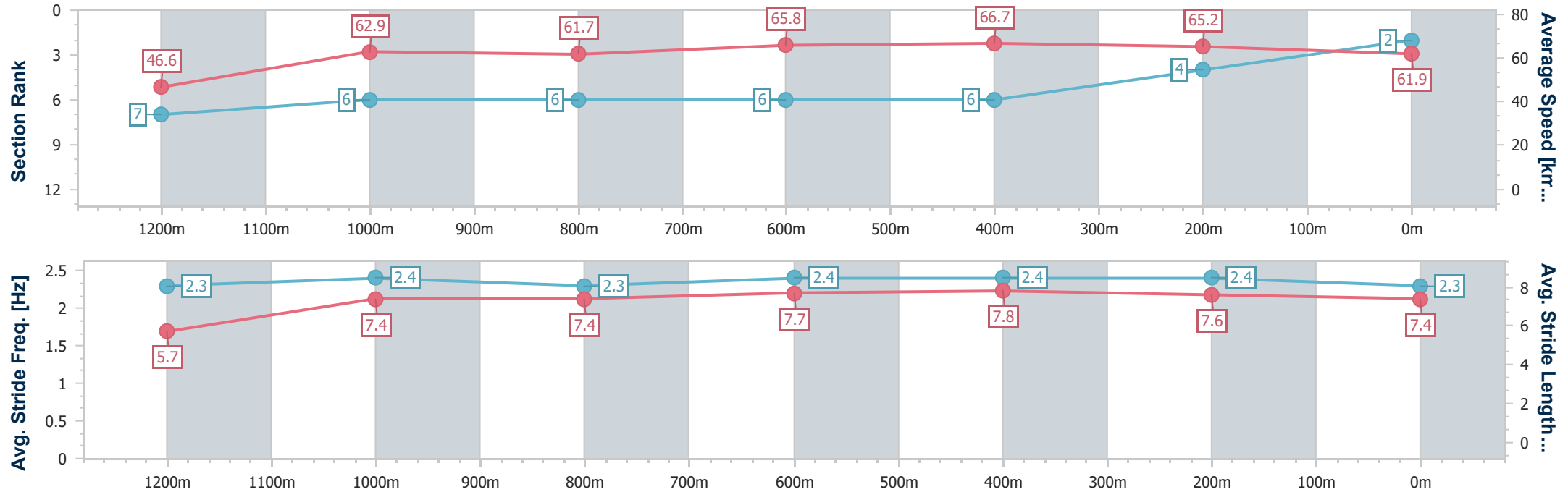
Horse/Jockey Name	Reliable Witness
Final Rank	2
Fastest Section Time (Section)	0:10.92 (600m)
Top Speed [km/h] (Section)	67.8 (600m)
Race State	Finished



Townsville QLD Professional
Race 7: MAGIC MILLIONS TOWNVILLE DOLLARS QTIS Three-
Year-Old Handicap - 1400m
07 July 2024 - 15:28
Track Rating: Soft 5, Weather: Fine, Rail Position: +8m 1000m-
W/Post; +3.5m Remainder



Section	Overall	1200m	1000m	800m	600m	400m	200m						
Section Times	1:23.13 [2] (0:15.46)	1:07.67 [7] (0:11.38)	0:56.29 [6] (0:11.56)	0:44.73 [6] (0:11.07)	0:33.66 [6] (0:10.92)	0:22.74 [6] (0:11.11)	0:11.63 [4] (0:11.63)						
Average Speed [km/h]	46.6	62.9	61.7	65.8	66.7	65.2	61.9						
Top Speed [km/h]	63.6	63.3	65.0	66.9	67.8	66.9	64.2						
Avg. Dist. to Rail [m]	3.7	2.3	2.1	2.2	2.4	4.2	6.6						
Avg. Stride Freq. [Hz]	2.3	2.4	2.3	2.4	2.4	2.4	2.3						
Avg. Stride Length [m]	5.7	7.4	7.4	7.7	7.8	7.6	7.4						





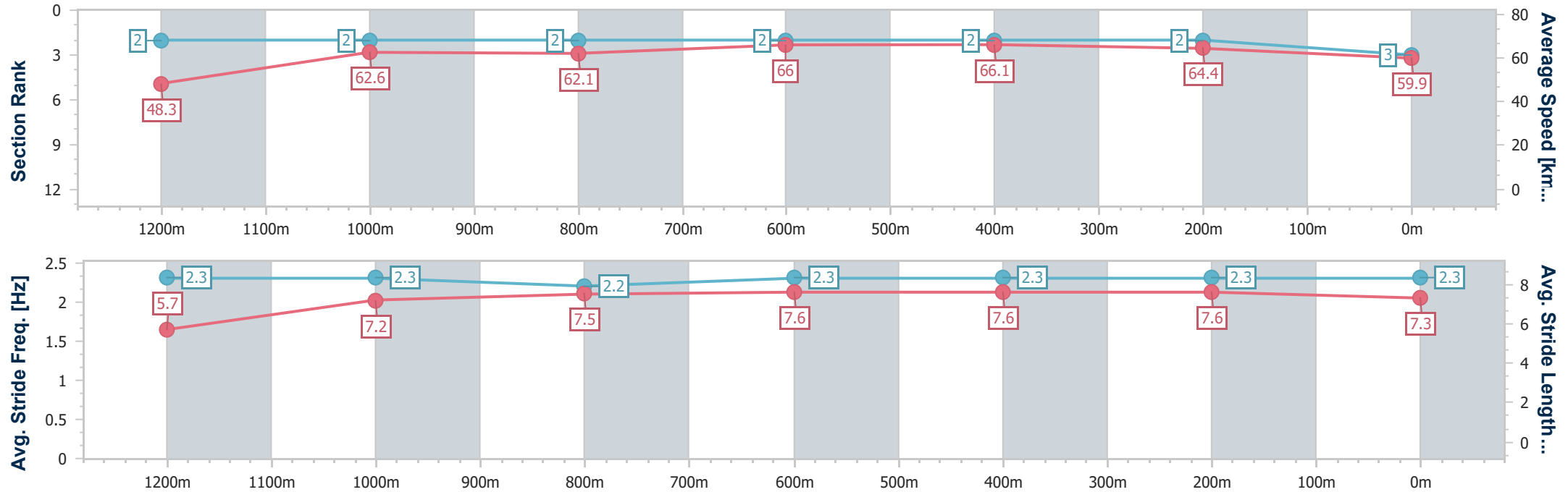
Horse/Jockey Name	Beau Rain
Final Rank	3
Fastest Section Time (Section)	0:11.02 (800m)
Top Speed [km/h] (Section)	67.9 (Overall)
Race State	Finished



Townsville QLD Professional
Race 7: MAGIC MILLIONS TOWNSVILLE DOLLARS QTIS Three-
Year-Old Handicap - 1400m
07 July 2024 - 15:28
Track Rating: Soft 5, Weather: Fine, Rail Position: +8m 1000m-
W/Post; +3.5m Remainder



Section	Overall	1200m	1000m	800m	600m	400m	200m						
Section Times	1:23.31 [3] (0:14.92)	1:08.39 [2] (0:11.44)	0:56.95 [2] (0:11.58)	0:45.37 [2] (0:11.02)	0:34.35 [2] (0:11.07)	0:23.28 [2] (0:11.25)	0:12.03 [2] (0:12.03)						
Average Speed [km/h]	48.3	62.6	62.1	66.0	66.1	64.4	59.9						
Top Speed [km/h]	67.9	64.8	64.6	66.9	66.8	65.8	62.6						
Avg. Dist. to Rail [m]	6.2	1.5	1.1	2.0	3.4	4.6	5.4						
Avg. Stride Freq. [Hz]	2.3	2.3	2.2	2.3	2.3	2.3	2.3						
Avg. Stride Length [m]	5.7	7.2	7.5	7.6	7.6	7.6	7.3						





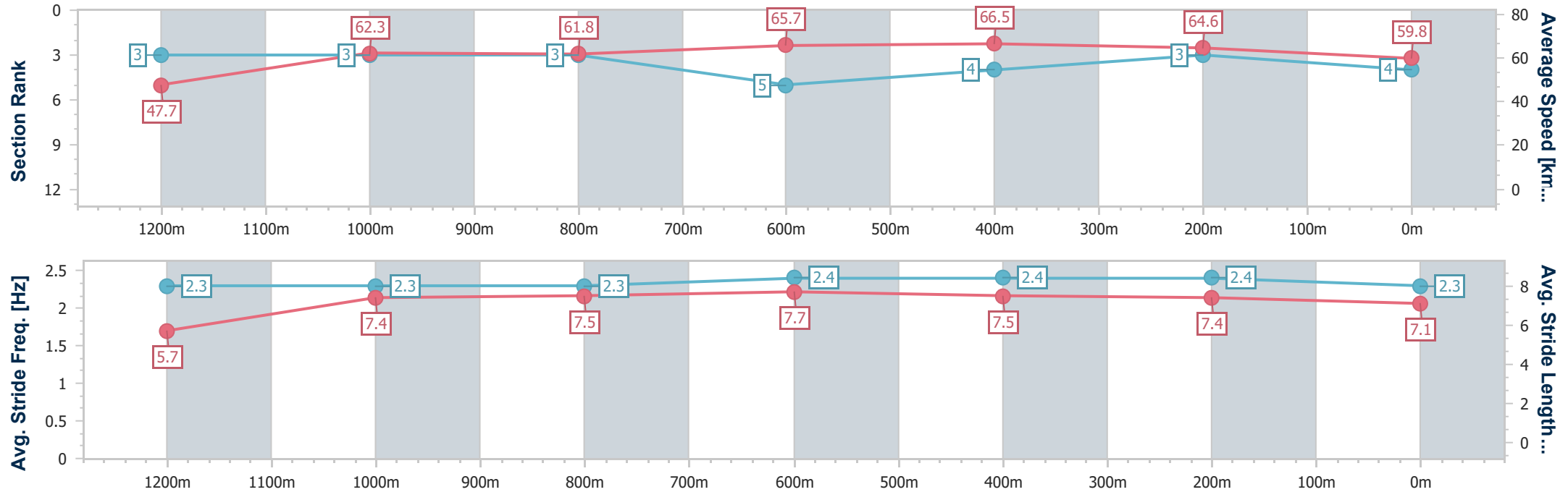
Horse/Jockey Name	Purpose 'N' Vision
Final Rank	4
Fastest Section Time (Section)	0:11.02 (600m)
Top Speed [km/h] (Section)	67.6 (600m)
Race State	Finished



Townsville QLD Professional
Race 7: MAGIC MILLIONS TOWNSVILLE DOLLARS QTIS Three-
Year-Old Handicap - 1400m
07 July 2024 - 15:28
Track Rating: Soft 5, Weather: Fine, Rail Position: +8m 1000m-
W/Post; +3.5m Remainder



Section	Overall	1200m	1000m	800m	600m	400m	200m						
Section Times	1:23.42 [4] (0:15.10)	1:08.32 [3] (0:11.49)	0:56.83 [3] (0:11.53)	0:45.30 [3] (0:11.05)	0:34.25 [5] (0:11.02)	0:23.23 [4] (0:11.19)	0:12.04 [3] (0:12.04)						
Average Speed [km/h]	47.7	62.3	61.8	65.7	66.5	64.6	59.8						
Top Speed [km/h]	64.9	63.5	64.5	67.1	67.6	66.6	63.2						
Avg. Dist. to Rail [m]	4.0	2.4	2.0	1.6	3.2	3.3	3.8						
Avg. Stride Freq. [Hz]	2.3	2.3	2.3	2.4	2.4	2.4	2.3						
Avg. Stride Length [m]	5.7	7.4	7.5	7.7	7.5	7.4	7.1						





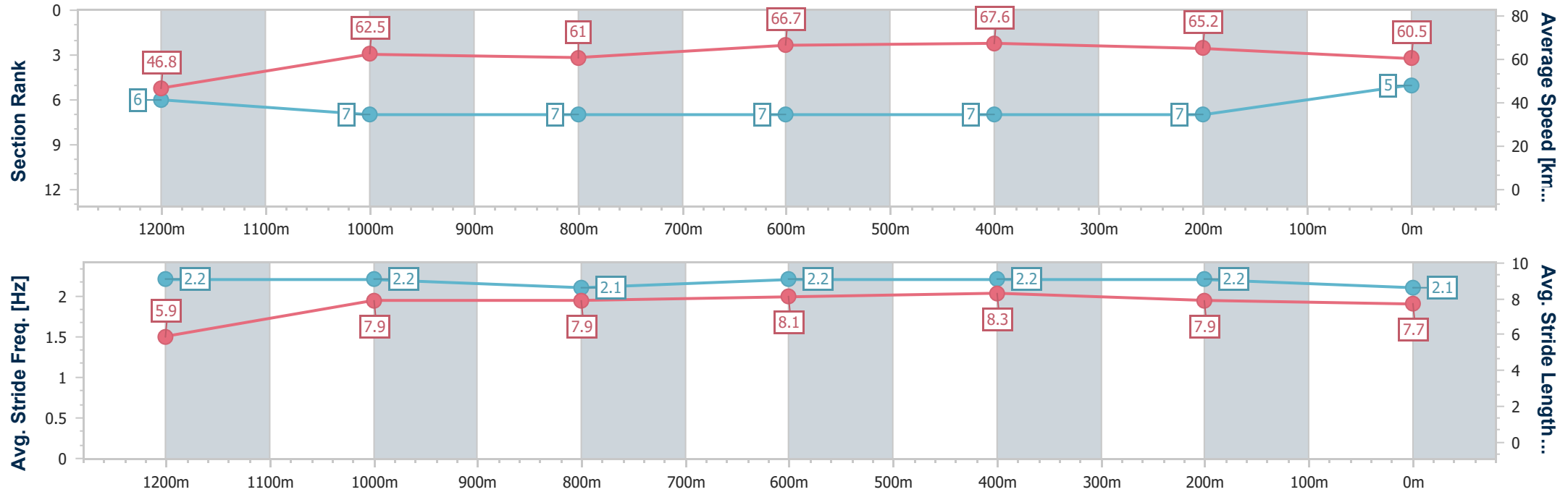
Horse/Jockey Name	Ultimate
Final Rank	5
Fastest Section Time (Section)	0:10.83 (600m)
Top Speed [km/h] (Section)	68.6 (600m)
Race State	Finished



Townsville QLD Professional
Race 7: MAGIC MILLIONS TOWNSVILLE DOLLARS QTIS Three-
Year-Old Handicap - 1400m
07 July 2024 - 15:28
Track Rating: Soft 5, Weather: Fine, Rail Position: +8m 1000m-
W/Post; +3.5m Remainder



Section	Overall	1200m	1000m	800m	600m	400m	200m						
Section Times	1:23.52 [5] (0:15.40)	1:08.12 [6] (0:11.45)	0:56.67 [7] (0:11.82)	0:44.85 [7] (0:10.93)	0:33.92 [7] (0:10.83)	0:23.09 [7] (0:11.17)	0:11.92 [7] (0:11.92)						
Average Speed [km/h]	46.8	62.5	61.0	66.7	67.6	65.2	60.5						
Top Speed [km/h]	67.9	63.8	64.5	68.2	68.6	66.7	63.6						
Avg. Dist. to Rail [m]	8.0	1.6	1.1	2.4	4.0	7.4	9.4						
Avg. Stride Freq. [Hz]	2.2	2.2	2.1	2.2	2.2	2.2	2.1						
Avg. Stride Length [m]	5.9	7.9	7.9	8.1	8.3	7.9	7.7						





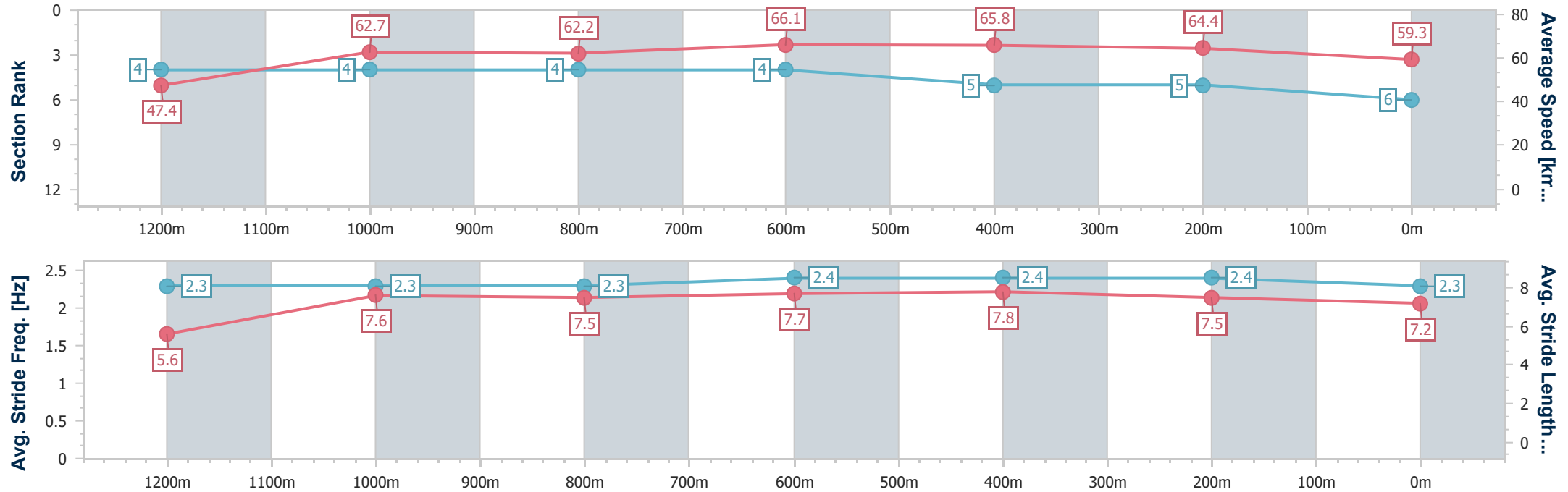
Horse/Jockey Name	Decrypting Gold
Final Rank	6
Fastest Section Time (Section)	0:11.00 (800m)
Top Speed [km/h] (Section)	67.7 (800m)
Race State	Finished



Townsville QLD Professional
Race 7: MAGIC MILLIONS TOWNSVILLE DOLLARS QTIS Three-
Year-Old Handicap - 1400m
07 July 2024 - 15:28
Track Rating: Soft 5, Weather: Fine, Rail Position: +8m 1000m-
W/Post; +3.5m Remainder



Section	Overall	1200m	1000m	800m	600m	400m	200m						
Section Times	1:23.68 [6] (0:15.21)	1:08.47 [4] (0:11.44)	0:57.03 [4] (0:11.50)	0:45.53 [4] (0:11.00)	0:34.53 [4] (0:11.10)	0:23.43 [5] (0:11.28)	0:12.15 [5] (0:12.15)						
Average Speed [km/h]	47.4	62.7	62.2	66.1	65.8	64.4	59.3						
Top Speed [km/h]	64.6	64.3	64.7	67.7	67.2	66.2	62.5						
Avg. Dist. to Rail [m]	7.0	1.9	1.9	2.0	3.6	5.2	7.7						
Avg. Stride Freq. [Hz]	2.3	2.3	2.3	2.4	2.4	2.4	2.3						
Avg. Stride Length [m]	5.6	7.6	7.5	7.7	7.8	7.5	7.2						





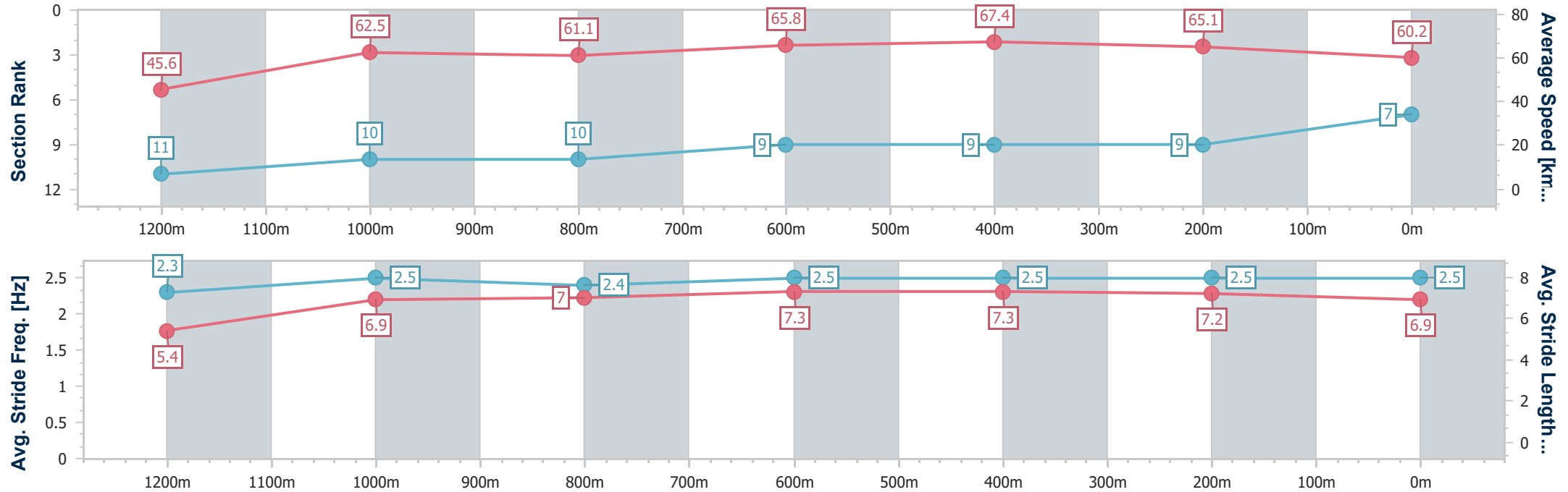
Horse/Jockey Name	Yellowstone Beth
Final Rank	7
Fastest Section Time (Section)	0:10.84 (600m)
Top Speed [km/h] (Section)	68.1 (600m)
Race State	Finished



Townsville QLD Professional
Race 7: MAGIC MILLIONS TOWNSVILLE DOLLARS QTIS Three-
Year-Old Handicap - 1400m
07 July 2024 - 15:28
Track Rating: Soft 5, Weather: Fine, Rail Position: +8m 1000m-
W/Post; +3.5m Remainder



Section	Overall	1200m	1000m	800m	600m	400m	200m						
Section Times	1:23.83 [7] (0:15.82)	1:08.01 [11] (0:11.43)	0:56.58 [10] (0:11.64)	0:44.94 [10] (0:11.02)	0:33.92 [9] (0:10.84)	0:23.08 [9] (0:11.10)	0:11.98 [9] (0:11.98)						
Average Speed [km/h]	45.6	62.5	61.1	65.8	67.4	65.1	60.2						
Top Speed [km/h]	64.8	63.3	64.3	68.0	68.1	66.4	64.1						
Avg. Dist. to Rail [m]	7.8	2.4	3.2	1.9	2.9	3.5	5.4						
Avg. Stride Freq. [Hz]	2.3	2.5	2.4	2.5	2.5	2.5	2.5						
Avg. Stride Length [m]	5.4	6.9	7.0	7.3	7.3	7.2	6.9						





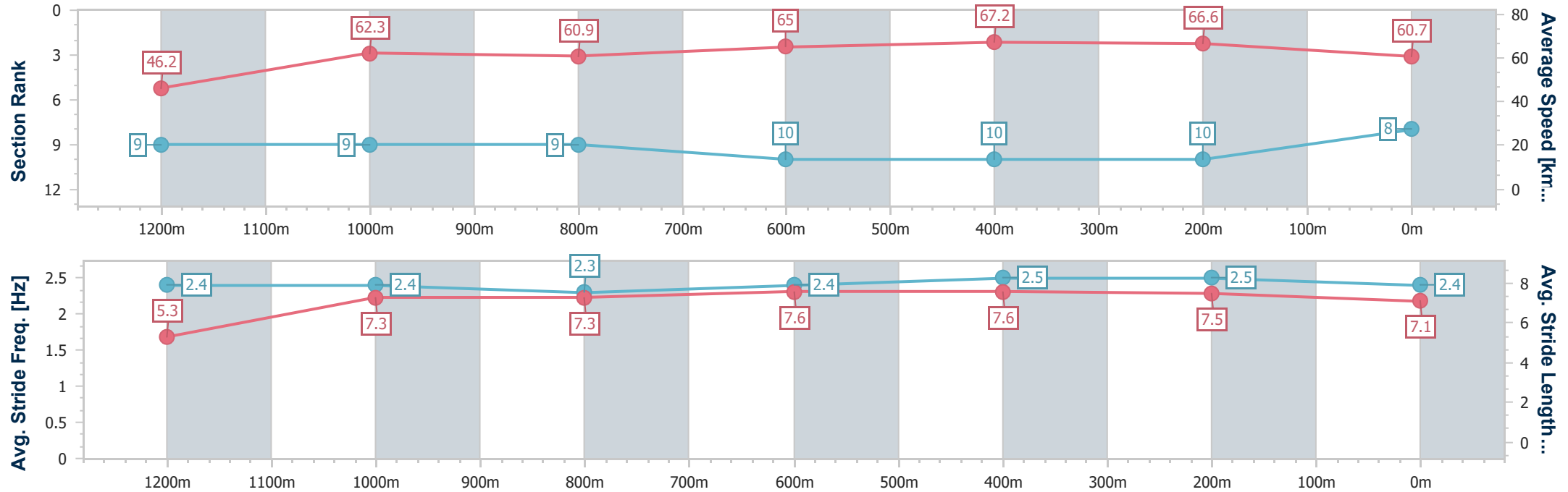
Horse/Jockey Name	Craicaro
Final Rank	8
Fastest Section Time (Section)	0:10.93 (600m)
Top Speed [km/h] (Section)	67.9 (400m)
Race State	Finished



Townsville QLD Professional
Race 7: MAGIC MILLIONS TOWNSVILLE DOLLARS QTIS Three-
Year-Old Handicap - 1400m
07 July 2024 - 15:28
Track Rating: Soft 5, Weather: Fine, Rail Position: +8m 1000m-
W/Post; +3.5m Remainder



Section	Overall	1200m	1000m	800m	600m	400m	200m						
Section Times	1:23.85 [8] (0:15.60)	1:08.25 [9] (0:11.48)	0:56.77 [9] (0:11.78)	0:44.99 [9] (0:11.25)	0:33.74 [10] (0:10.93)	0:22.81 [10] (0:10.93)	0:11.88 [10] (0:11.88)						
Average Speed [km/h]	46.2	62.3	60.9	65.0	67.2	66.6	60.7						
Top Speed [km/h]	63.4	64.9	62.9	67.2	67.6	67.9	64.5						
Avg. Dist. to Rail [m]	5.5	1.8	1.6	3.0	3.9	8.3	12.2						
Avg. Stride Freq. [Hz]	2.4	2.4	2.3	2.4	2.5	2.5	2.4						
Avg. Stride Length [m]	5.3	7.3	7.3	7.6	7.6	7.5	7.1						





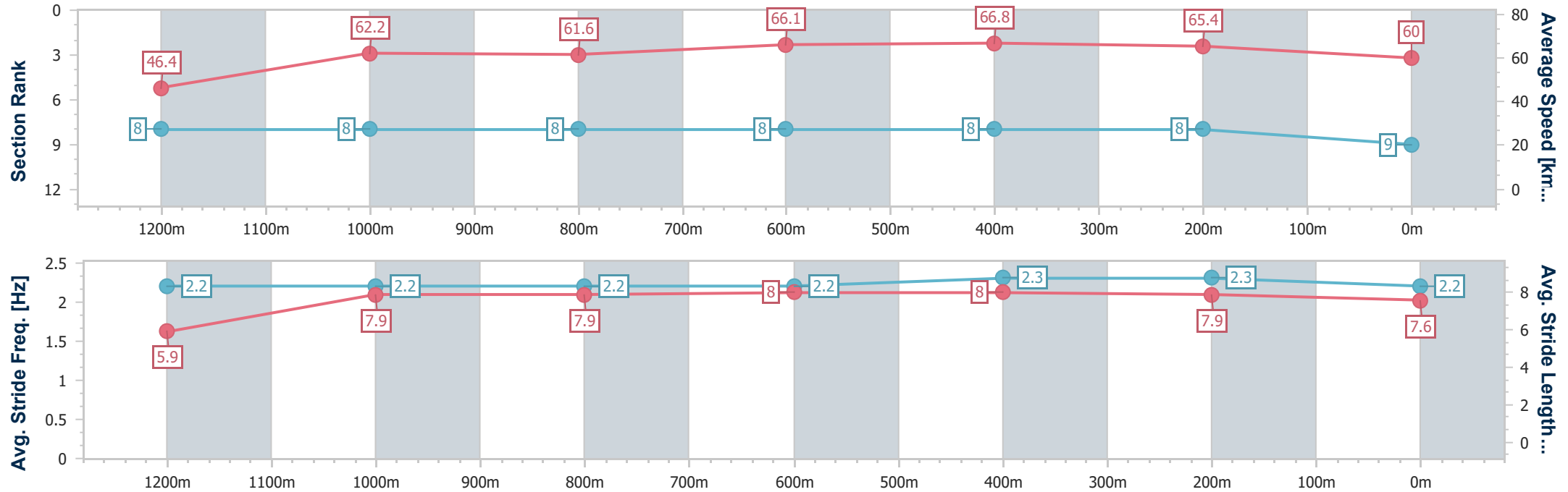
Horse/Jockey Name	Betta AI
Final Rank	9
Fastest Section Time (Section)	0:10.94 (600m)
Top Speed [km/h] (Section)	67.5 (800m)
Race State	Finished



Townsville QLD Professional
Race 7: MAGIC MILLIONS TOWNSVILLE DOLLARS QTIS Three-
Year-Old Handicap - 1400m
07 July 2024 - 15:28
Track Rating: Soft 5, Weather: Fine, Rail Position: +8m 1000m-
W/Post; +3.5m Remainder



Section	Overall	1200m	1000m	800m	600m	400m	200m						
Section Times	1:23.85 [9] (0:15.55)	1:08.30 [8] (0:11.52)	0:56.78 [8] (0:11.69)	0:45.09 [8] (0:11.04)	0:34.05 [8] (0:10.94)	0:23.11 [8] (0:11.10)	0:12.01 [8] (0:12.01)						
Average Speed [km/h]	46.4	62.2	61.6	66.1	66.8	65.4	60.0						
Top Speed [km/h]	66.2	64.0	63.5	67.5	67.2	66.7	63.2						
Avg. Dist. to Rail [m]	9.5	1.9	1.4	2.6	3.5	5.3	9.6						
Avg. Stride Freq. [Hz]	2.2	2.2	2.2	2.2	2.3	2.3	2.2						
Avg. Stride Length [m]	5.9	7.9	7.9	8.0	8.0	7.9	7.6						





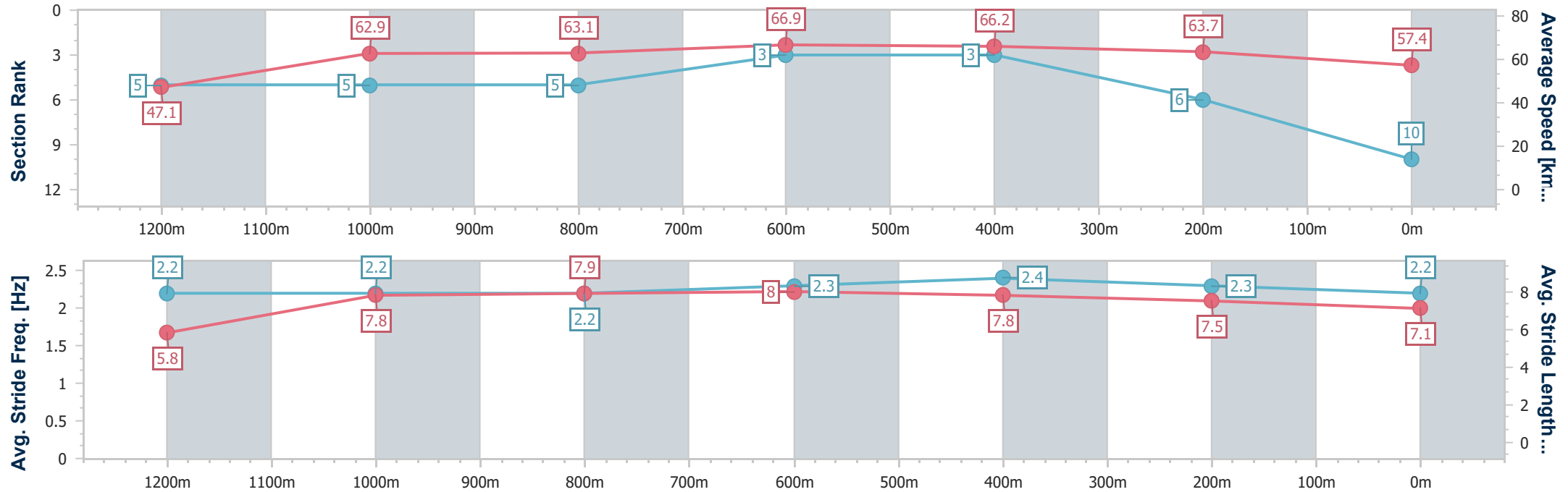
Horse/Jockey Name	Central Park
Final Rank	10
Fastest Section Time (Section)	0:10.93 (800m)
Top Speed [km/h] (Section)	68.5 (800m)
Race State	Finished



Townsville QLD Professional
Race 7: MAGIC MILLIONS TOWNSVILLE DOLLARS QTIS Three-
Year-Old Handicap - 1400m
07 July 2024 - 15:28
Track Rating: Soft 5, Weather: Fine, Rail Position: +8m 1000m-
W/Post; +3.5m Remainder



Section	Overall	1200m	1000m	800m	600m	400m	200m						
Section Times	1:24.13 [10] (0:15.31)	1:08.82 [5] (0:11.42)	0:57.40 [5] (0:11.44)	0:45.96 [5] (0:10.93)	0:35.03 [3] (0:11.07)	0:23.96 [3] (0:11.40)	0:12.56 [6] (0:12.56)						
Average Speed [km/h]	47.1	62.9	63.1	66.9	66.2	63.7	57.4						
Top Speed [km/h]	62.3	64.3	65.6	68.5	67.9	65.0	61.5						
Avg. Dist. to Rail [m]	8.9	1.8	1.2	3.2	3.9	5.6	8.1						
Avg. Stride Freq. [Hz]	2.2	2.2	2.2	2.3	2.4	2.3	2.2						
Avg. Stride Length [m]	5.8	7.8	7.9	8.0	7.8	7.5	7.1						





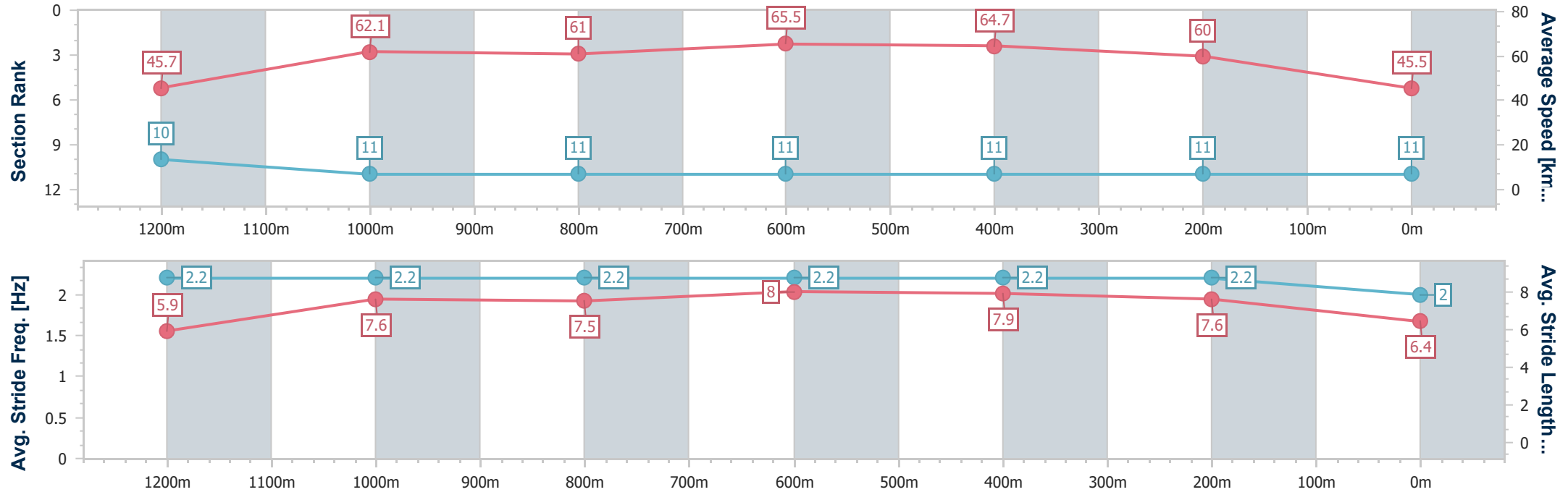
Horse/Jockey Name	Store Beach
Final Rank	11
Fastest Section Time (Section)	0:11.05 (800m)
Top Speed [km/h] (Section)	66.5 (800m)
Race State	Finished



Townsville QLD Professional
Race 7: MAGIC MILLIONS TOWNSVILLE DOLLARS QTIS Three-
Year-Old Handicap - 1400m
07 July 2024 - 15:28
Track Rating: Soft 5, Weather: Fine, Rail Position: +8m 1000m-
W/Post; +3.5m Remainder



Section	Overall	1200m	1000m	800m	600m	400m	200m						
Section Times	1:29.33 [11] (0:15.78)	1:13.55 [10] (0:11.58)	1:01.97 [11] (0:11.78)	0:50.19 [11] (0:11.05)	0:39.14 [11] (0:11.22)	0:27.92 [11] (0:12.08)	0:15.84 [11] (0:15.84)						
Average Speed [km/h]	45.7	62.1	61.0	65.5	64.7	60.0	45.5						
Top Speed [km/h]	62.2	64.6	63.6	66.5	66.5	62.8	56.4						
Avg. Dist. to Rail [m]	8.6	1.4	0.8	1.0	2.3	4.3	4.8						
Avg. Stride Freq. [Hz]	2.2	2.2	2.2	2.2	2.2	2.2	2.0						
Avg. Stride Length [m]	5.9	7.6	7.5	8.0	7.9	7.6	6.4						





Townsville QLD Professional
Race 8: HYGAIN BENCHMARK 65 Handicap - 1400m
07 July 2024 - 16:08



Track Rating: Soft 5, Weather: Overcast, Rail Position: +8m 1000m-W/Post; +3.5m Remainder

Section		Overall				1200m	1000m	800m	600m	400m	Last 600m	
Field Times		1:23.39				1:08.60	0:57.83	0:46.48	0:34.99	0:23.82	0:34.99	
		(0:14.79)				(0:10.77)	(0:11.35)	(0:11.49)	(0:11.17)	(0:11.57)		
Rank	TAB	Horse/Jockey	Barrier	Top Speed [km/h]	Fastest Section							Distance Travelled [m]
1	10	LADY RAIN	11	66.2	0:10.95	1:23.39 [1]	1:08.41 [2]	0:57.46 [3]	0:46.19 [4]	0:34.71 [4]	0:23.40 [4]	0:34.71
		Lacey Morrison		1200m	1200m	(0:14.98)	(0:10.95)	(0:11.27)	(0:11.48)	(0:11.31)	(0:11.32)	
2	15	STADIUM OF LIGHT	13	69.1	0:10.74	1:23.42 [2]	1:08.44 [3]	0:57.70 [2]	0:46.40 [2]	0:35.02 [1]	0:23.74 [2]	0:35.02 -4
		Scott Sheargold		1200m	1200m	(0:14.98)	(0:10.74)	(0:11.30)	(0:11.38)	(0:11.28)	(0:11.58)	
3	3	HARROW	1	66.4	0:10.92	1:23.59 [3]	1:08.16 [7]	0:57.24 [7]	0:46.07 [7]	0:34.69 [7]	0:23.44 [6]	0:34.69 -2
		Ryan Wiggins		1200m	1200m	(0:15.43)	(0:10.92)	(0:11.17)	(0:11.38)	(0:11.25)	(0:11.33)	
4	1	VENTURA OCEAN	8	67.6	0:10.77	1:23.66 [4]	1:08.87 [1]	0:58.10 [1]	0:46.75 [1]	0:35.25 [2]	0:24.09 [1]	0:35.25 -3
		Tyler Leslight		1200m	1200m	(0:14.79)	(0:10.77)	(0:11.35)	(0:11.50)	(0:11.16)	(0:11.57)	
5	8	HARVESTA	3	65.9	0:10.99	1:23.76 [5]	1:08.51 [6]	0:57.52 [5]	0:46.34 [5]	0:34.95 [5]	0:23.69 [5]	0:34.95 -3
		Adrian Layt		1200m	1200m	(0:15.25)	(0:10.99)	(0:11.18)	(0:11.39)	(0:11.26)	(0:11.41)	
6	11	VALENKI	16	66.0	0:11.07	1:23.85 [6]	1:08.62 [5]	0:57.55 [6]	0:46.36 [6]	0:35.01 [6]	0:23.68 [7]	0:35.01 +3
		Corey Bayliss		1200m	1200m	(0:15.23)	(0:11.07)	(0:11.19)	(0:11.35)	(0:11.33)	(0:11.63)	
7	5	DEVIL'S INN	4	65.9	0:11.03	1:23.88 [7]	1:08.39 [8]	0:57.36 [8]	0:46.20 [8]	0:34.81 [9]	0:23.64 [8]	0:34.81 +0
		Carl Spry		1200m	1200m	(0:15.49)	(0:11.03)	(0:11.16)	(0:11.39)	(0:11.17)	(0:11.44)	
8	9	ELLEVES	5	67.3	0:10.94	1:23.94 [8]	1:08.02 [12]	0:56.94 [11]	0:45.82 [11]	0:34.88 [8]	0:23.69 [9]	0:34.88 +4
		Chelsea Jokic		800m	800m	(0:15.92)	(0:11.08)	(0:11.12)	(0:10.94)	(0:11.19)	(0:11.42)	
9	12	MISSION HOUSE	14	66.0	0:11.02	1:23.98 [9]	1:08.24 [10]	0:57.22 [10]	0:46.09 [9]	0:34.75 [10]	0:23.54 [10]	0:34.75 -3
		Chris Whiteley		1200m	1200m	(0:15.74)	(0:11.02)	(0:11.13)	(0:11.34)	(0:11.21)	(0:11.44)	
10	13	THE SHERPA	12	66.3	0:10.98	1:24.09 [10]	1:07.98 [13]	0:56.88 [13]	0:45.90 [12]	0:34.66 [13]	0:23.40 [12]	0:34.66 -1
		Nathan Thomas		800m	1000m	(0:16.11)	(0:11.10)	(0:10.98)	(0:11.24)	(0:11.26)	(0:11.33)	

Scratched: Trodair (#4), Vancouver Bay (#6), Battalion (#16)



Townsville QLD Professional
Race 8: HYGAIN BENCHMARK 65 Handicap - 1400m
07 July 2024 - 16:08



Track Rating: Soft 5, Weather: Overcast, Rail Position: +8m 1000m-W/Post; +3.5m Remainder

Section						Overall	1200m	1000m	800m	600m	400m	Last 600m	
Field Times						1:23.39 (0:14.79)	1:08.60 (0:10.77)	0:57.83 (0:11.35)	0:46.48 (0:11.49)	0:34.99 (0:11.17)	0:23.82 (0:11.57)	0:34.99	
Rank	TAB	Horse/Jockey	Barrier	Top Speed [km/h]	Fastest Section								Distance Travelled [m]
11	7	ALMAHERO	2	65.7	0:10.96	1:24.16 [11]	1:09.04 [4]	0:58.08 [4]	0:47.00 [3]	0:35.59 [3]	0:24.28 [3]	0:35.59	-4
		Isabella Teh		1200m	1200m	(0:15.12)	(0:10.96)	(0:11.08)	(0:11.41)	(0:11.31)	(0:11.73)		
12	2	WISE DRAGON	9	66.8	0:11.17	1:24.22 [12]	1:08.73 [9]	0:57.47 [9]	0:46.30 [10]	0:34.94 [11]	0:23.75 [11]	0:34.94	+1
		Graham Kliese		600m	1000m	(0:15.49)	(0:11.26)	(0:11.17)	(0:11.36)	(0:11.19)	(0:11.45)		
13	14	BLOOMIN' READY	10	67.8	0:10.94	1:24.75 [13]	1:08.84 [11]	0:57.56 [12]	0:46.39 [13]	0:35.45 [12]	0:23.92 [13]	0:35.45	+3
		Rebecca Wilson		800m	800m	(0:15.91)	(0:11.28)	(0:11.17)	(0:10.94)	(0:11.53)	(0:11.73)		

Scratched: Trodaire (#4), Vancouver Bay (#6), Battalion (#16)



Townsville QLD Professional
Race 8: HYGAIN BENCHMARK 65 Handicap - 1400m
07 July 2024 - 16:08



Track Rating: Soft 5, Weather: Overcast, Rail Position: +8m 1000m-W/Post; +3.5m Remainder

Section Field Times				200m 0:12.25 (0:12.25)		Last 600m 0:34.99			
Rank	TAB	Horse/Jockey	Barrier	Top Speed [km/h]	Fastest Section	Margin			Distance Travelled [m]
1	10	LADY RAIN	11	66.2	0:10.95	0:12.08 [3]	1:23.39		0:34.71
		Lacey Morrison		1200m	1200m	(0:12.08)			
2	15	STADIUM OF LIGHT	13	69.1	0:10.74	0:12.16 [2]	0.19L		0:35.02 -4
		Scott Sheargold		1200m	1200m	(0:12.16)			
3	3	HARROW	1	66.4	0:10.92	0:12.11 [4]	1.17L		0:34.69 -2
		Ryan Wiggins		1200m	1200m	(0:12.11)			
4	1	VENTURA OCEAN	8	67.6	0:10.77	0:12.52 [1]	1.6L		0:35.25 -3
		Tyler Leslight		1200m	1200m	(0:12.52)			
5	8	HARVESTA	3	65.9	0:10.99	0:12.28 [4]	2.19L		0:34.95 -3
		Adrian Layt		1200m	1200m	(0:12.28)			
6	11	VALENKI	16	66.0	0:11.07	0:12.05 [9]	2.74L		0:35.01 +3
		Corey Bayliss		1200m	1200m	(0:12.05)			
7	5	DEVIL'S INN	4	65.9	0:11.03	0:12.20 [8]	2.88L		0:34.81 +0
		Carl Spry		1200m	1200m	(0:12.20)			
8	9	ELLEVES	5	67.3	0:10.94	0:12.27 [7]	3.26L		0:34.88 +4
		Chelsea Jokic		800m	800m	(0:12.27)			
9	12	MISSION HOUSE	14	66.0	0:11.02	0:12.10 [10]	3.5L		0:34.75 -3
		Chris Whiteley		1200m	1200m	(0:12.10)			
10	13	THE SHERPA	12	66.3	0:10.98	0:12.07 [12]	4.15L		0:34.66 -1
		Nathan Thomas		800m	1000m	(0:12.07)			

Scratched: Trodair (#4), Vancouver Bay (#6), Battalion (#16)

Report Created: Sun 7 July 2024 16:52 GMT+10 (Note: Timing is based on position data)

Page 3/17

[] Ranking at each section and finish
-:-:- No data available at this section
NA No data available

SCN Saddle cloth number
DNF Did not finish
DNT Did not track

data processed by  TRIPLESDATA



Townsville QLD Professional
Race 8: HYGAIN BENCHMARK 65 Handicap - 1400m
07 July 2024 - 16:08



Track Rating: Soft 5, Weather: Overcast, Rail Position: +8m 1000m-W/Post; +3.5m Remainder

Section		Field Times		200m		Last 600m	
				0:12.25 (0:12.25)		0:34.99	
Rank	TAB	Horse/Jockey	Barrier	Top Speed [km/h]	Fastest Section	Margin	Distance Travelled [m]
11	7	ALMAHERO	2	65.7	0:10.96	0:12.55 [6]	4.53L
		Isabella Teh		1200m	1200m	(0:12.55)	
12	2	WISE DRAGON	9	66.8	0:11.17	0:12.30 [11]	4.92L
		Graham Kliese		600m	1000m	(0:12.30)	
13	14	BLOOMIN' READY	10	67.8	0:10.94	0:12.19 [13]	8.01L
		Rebecca Wilson		800m	800m	(0:12.19)	

Scratched: Trodaire (#4), Vancouver Bay (#6), Battalion (#16)



Horse/Jockey Name	Lady Rain
Final Rank	1
Fastest Section Time (Section)	0:10.95 (1200m)
Top Speed [km/h] (Section)	66.2 (1200m)
Race State	Finished



Townsville QLD Professional

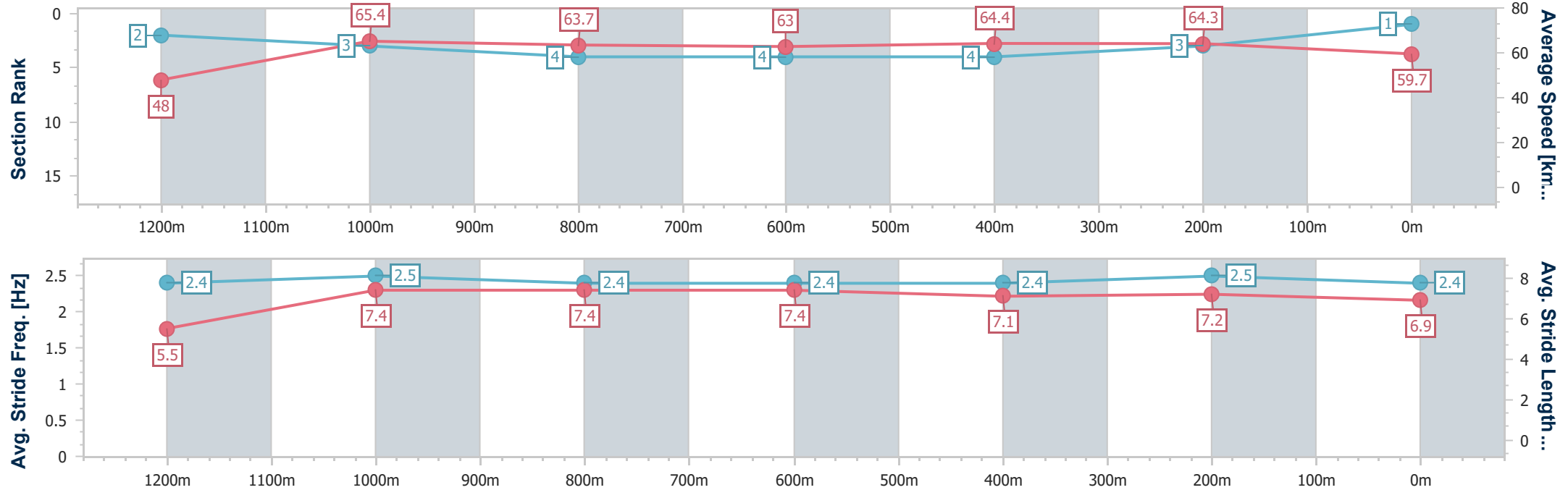
Race 8: HYGAIN BENCHMARK 65 Handicap - 1400m

07 July 2024 - 16:08

Track Rating: Soft 5, Weather: Overcast, Rail Position: +8m 1000m-
W/Post; +3.5m Remainder



Section	Overall	1200m	1000m	800m	600m	400m	200m						
Section Times	1:23.39 [1] (0:14.98)	1:08.41 [2] (0:10.95)	0:57.46 [3] (0:11.27)	0:46.19 [4] (0:11.48)	0:34.71 [4] (0:11.31)	0:23.40 [4] (0:11.32)	0:12.08 [3] (0:12.08)						
Average Speed [km/h]	48.0	65.4	63.7	63.0	64.4	64.3	59.7						
Top Speed [km/h]	65.9	66.2	65.1	64.2	66.0	65.7	61.3						
Avg. Dist. to Rail [m]	7.2	1.7	1.4	0.8	2.9	5.2	6.2						
Avg. Stride Freq. [Hz]	2.4	2.5	2.4	2.4	2.4	2.5	2.4						
Avg. Stride Length [m]	5.5	7.4	7.4	7.4	7.1	7.2	6.9						





Horse/Jockey Name	Stadium Of Light
Final Rank	2
Fastest Section Time (Section)	0:10.74 (1200m)
Top Speed [km/h] (Section)	69.1 (1200m)
Race State	Finished



Townsville QLD Professional

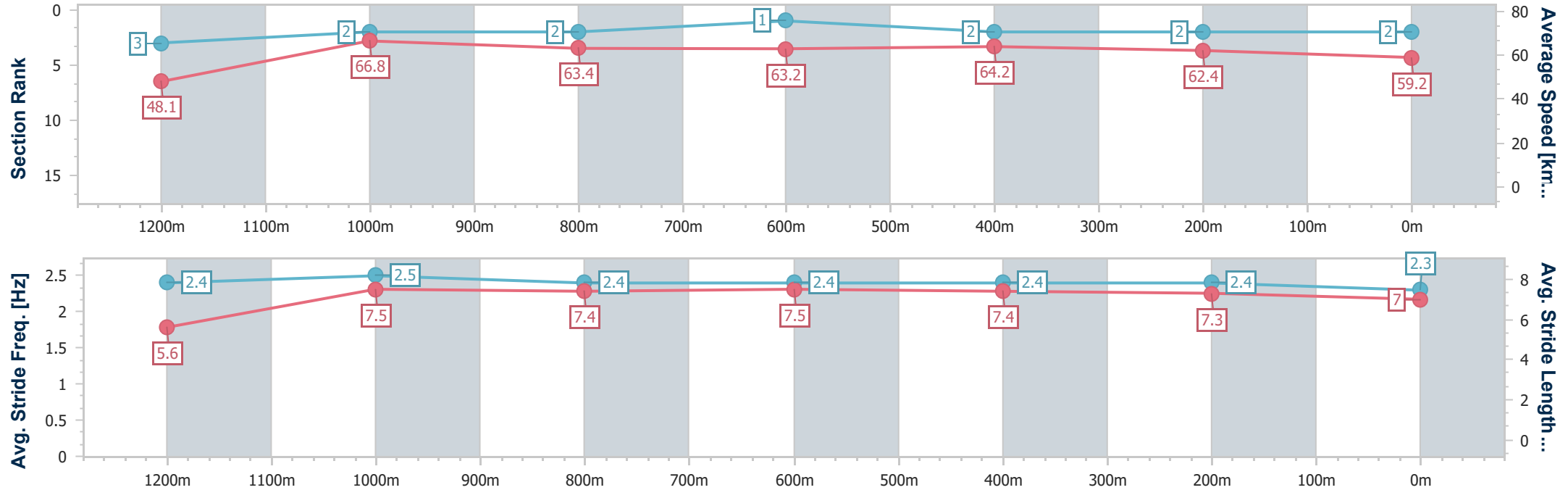
Race 8: HYGAIN BENCHMARK 65 Handicap - 1400m

07 July 2024 - 16:08

Track Rating: Soft 5, Weather: Overcast, Rail Position: +8m 1000m-
W/Post; +3.5m Remainder



Section	Overall	1200m	1000m	800m	600m	400m	200m						
Section Times	1:23.42 [2] (0:14.98)	1:08.44 [3] (0:10.74)	0:57.70 [2] (0:11.30)	0:46.40 [2] (0:11.38)	0:35.02 [1] (0:11.28)	0:23.74 [2] (0:11.58)	0:12.16 [2] (0:12.16)						
Average Speed [km/h]	48.1	66.8	63.4	63.2	64.2	62.4	59.2						
Top Speed [km/h]	68.8	69.1	65.6	64.2	65.1	64.5	61.2						
Avg. Dist. to Rail [m]	10.1	2.2	1.2	0.4	1.2	3.6	4.9						
Avg. Stride Freq. [Hz]	2.4	2.5	2.4	2.4	2.4	2.4	2.3						
Avg. Stride Length [m]	5.6	7.5	7.4	7.5	7.4	7.3	7.0						



- [] Ranking at each section and finish
- .-.- No data available at this section
- NA No data available



Horse/Jockey Name	Harrow
Final Rank	3
Fastest Section Time (Section)	0:10.92 (1200m)
Top Speed [km/h] (Section)	66.4 (1200m)
Race State	Finished



Townsville QLD Professional

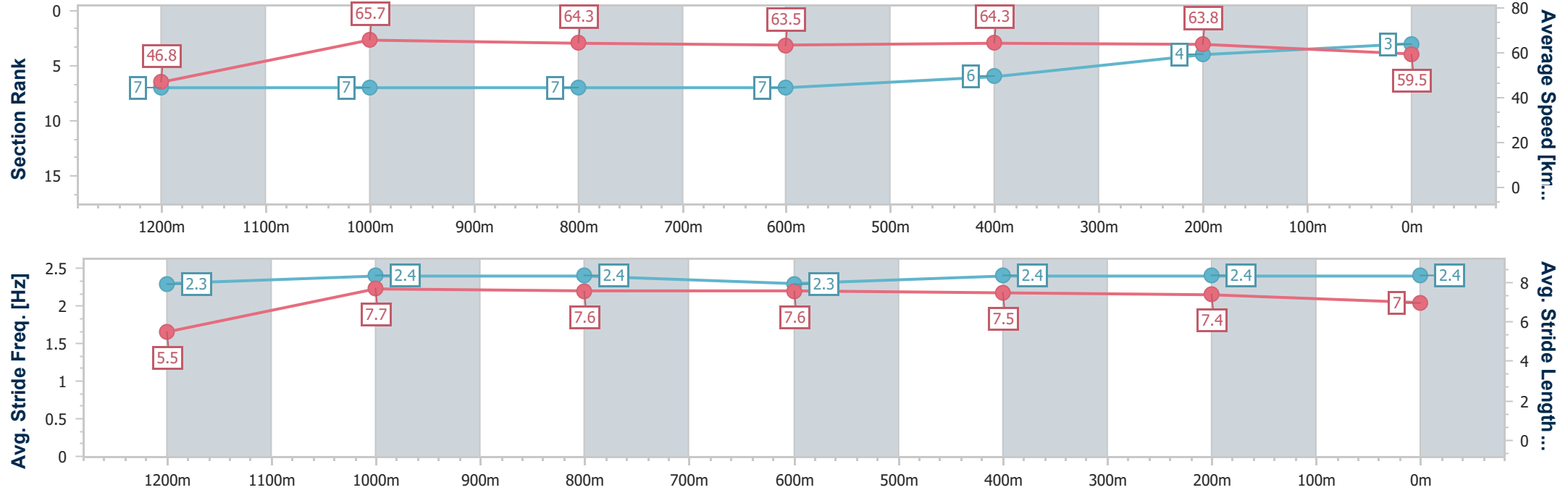
Race 8: HYGAIN BENCHMARK 65 Handicap - 1400m

07 July 2024 - 16:08

Track Rating: Soft 5, Weather: Overcast, Rail Position: +8m 1000m-
W/Post; +3.5m Remainder



Section	Overall	1200m	1000m	800m	600m	400m	200m						
Section Times	1:23.59 [3] (0:15.43)	1:08.16 [7] (0:10.92)	0:57.24 [7] (0:11.17)	0:46.07 [7] (0:11.38)	0:34.69 [7] (0:11.25)	0:23.44 [6] (0:11.33)	0:12.11 [4] (0:12.11)						
Average Speed [km/h]	46.8	65.7	64.3	63.5	64.3	63.8	59.5						
Top Speed [km/h]	65.5	66.4	65.0	64.3	64.9	64.9	62.2						
Avg. Dist. to Rail [m]	6.3	1.6	0.9	0.4	0.9	3.8	6.5						
Avg. Stride Freq. [Hz]	2.3	2.4	2.4	2.3	2.4	2.4	2.4						
Avg. Stride Length [m]	5.5	7.7	7.6	7.6	7.5	7.4	7.0						





Horse/Jockey Name	Ventura Ocean
Final Rank	4
Fastest Section Time (Section)	0:10.77 (1200m)
Top Speed [km/h] (Section)	67.6 (1200m)
Race State	Finished



Townsville QLD Professional

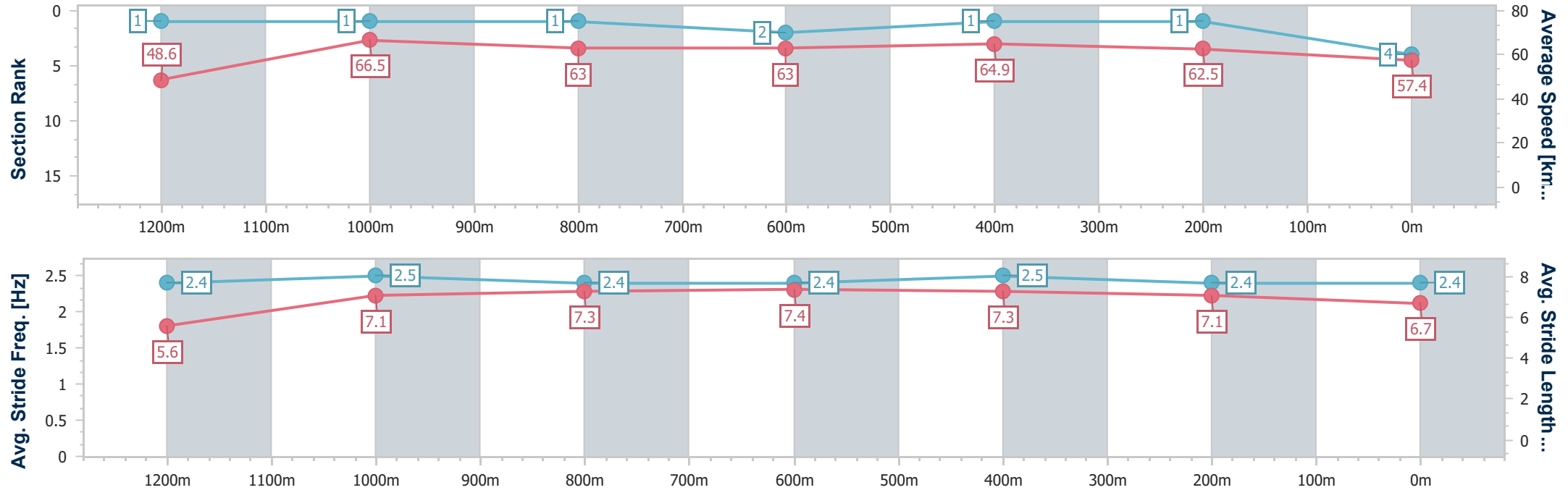
Race 8: HYGAIN BENCHMARK 65 Handicap - 1400m

07 July 2024 - 16:08

Track Rating: Soft 5, Weather: Overcast, Rail Position: +8m 1000m-
W/Post; +3.5m Remainder



Section	Overall	1200m	1000m	800m	600m	400m	200m						
Section Times	1:23.66 [4] (0:14.79)	1:08.87 [1] (0:10.77)	0:58.10 [1] (0:11.35)	0:46.75 [1] (0:11.50)	0:35.25 [2] (0:11.16)	0:24.09 [1] (0:11.57)	0:12.52 [1] (0:12.52)						
Average Speed [km/h]	48.6	66.5	63.0	63.0	64.9	62.5	57.4						
Top Speed [km/h]	66.9	67.6	64.3	65.3	65.5	64.8	61.4						
Avg. Dist. to Rail [m]	6.7	1.8	1.5	1.2	1.5	2.0	3.1						
Avg. Stride Freq. [Hz]	2.4	2.5	2.4	2.4	2.5	2.4	2.4						
Avg. Stride Length [m]	5.6	7.1	7.3	7.4	7.3	7.1	6.7						



- [] Ranking at each section and finish
- .-.-.- No data available at this section
- NA No data available



Horse/Jockey Name	Harvesta
Final Rank	5
Fastest Section Time (Section)	0:10.99 (1200m)
Top Speed [km/h] (Section)	65.9 (1200m)
Race State	Finished



Townsville QLD Professional

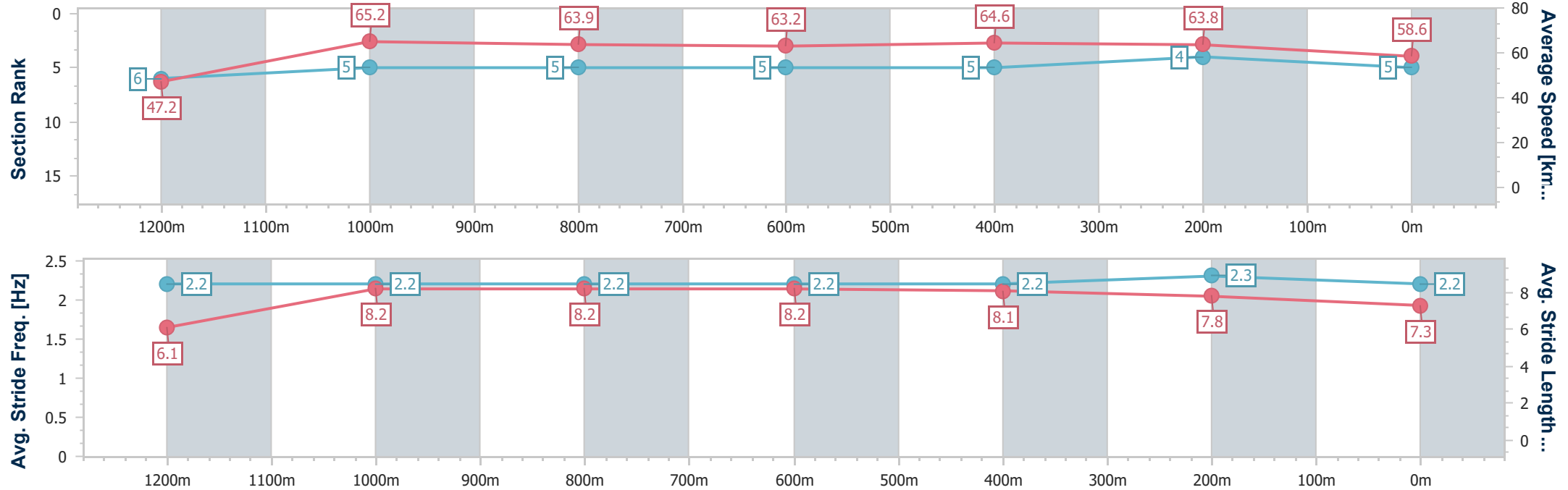
Race 8: HYGAIN BENCHMARK 65 Handicap - 1400m

07 July 2024 - 16:08

Track Rating: Soft 5, Weather: Overcast, Rail Position: +8m 1000m-
W/Post; +3.5m Remainder



Section	Overall	1200m	1000m	800m	600m	400m	200m						
Section Times	1:23.76 [5] (0:15.25)	1:08.51 [6] (0:10.99)	0:57.52 [5] (0:11.18)	0:46.34 [5] (0:11.39)	0:34.95 [5] (0:11.26)	0:23.69 [5] (0:11.41)	0:12.28 [4] (0:12.28)						
Average Speed [km/h]	47.2	65.2	63.9	63.2	64.6	63.8	58.6						
Top Speed [km/h]	64.6	65.9	64.7	64.9	65.4	64.9	62.0						
Avg. Dist. to Rail [m]	5.2	1.7	1.6	0.3	2.2	6.2	7.8						
Avg. Stride Freq. [Hz]	2.2	2.2	2.2	2.2	2.2	2.3	2.2						
Avg. Stride Length [m]	6.1	8.2	8.2	8.2	8.1	7.8	7.3						





Horse/Jockey Name	Valenki
Final Rank	6
Fastest Section Time (Section)	0:11.07 (1200m)
Top Speed [km/h] (Section)	66.0 (1200m)
Race State	Finished



Townsville QLD Professional

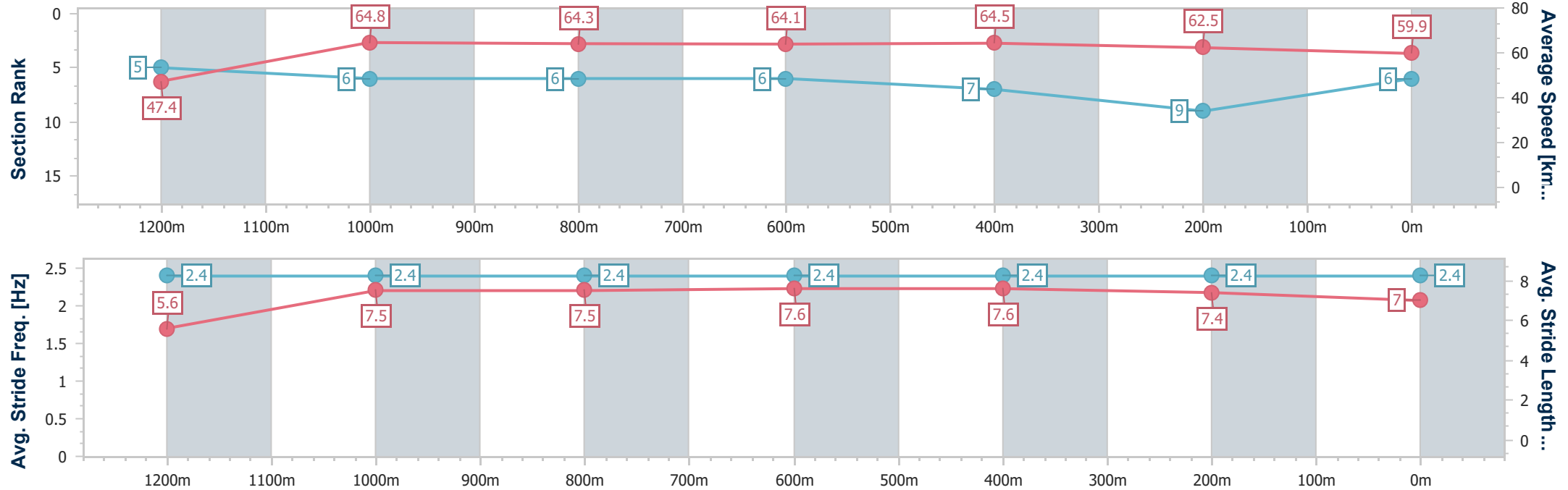
Race 8: HYGAIN BENCHMARK 65 Handicap - 1400m

07 July 2024 - 16:08

Track Rating: Soft 5, Weather: Overcast, Rail Position: +8m 1000m-
W/Post; +3.5m Remainder



Section	Overall	1200m	1000m	800m	600m	400m	200m						
Section Times	1:23.85 [6] (0:15.23)	1:08.62 [5] (0:11.07)	0:57.55 [6] (0:11.19)	0:46.36 [6] (0:11.35)	0:35.01 [6] (0:11.33)	0:23.68 [7] (0:11.63)	0:12.05 [9] (0:12.05)						
Average Speed [km/h]	47.4	64.8	64.3	64.1	64.5	62.5	59.9						
Top Speed [km/h]	65.1	66.0	65.4	64.7	65.9	63.8	62.5						
Avg. Dist. to Rail [m]	11.3	1.6	1.1	1.6	3.3	6.6	8.8						
Avg. Stride Freq. [Hz]	2.4	2.4	2.4	2.4	2.4	2.4	2.4						
Avg. Stride Length [m]	5.6	7.5	7.5	7.6	7.6	7.4	7.0						





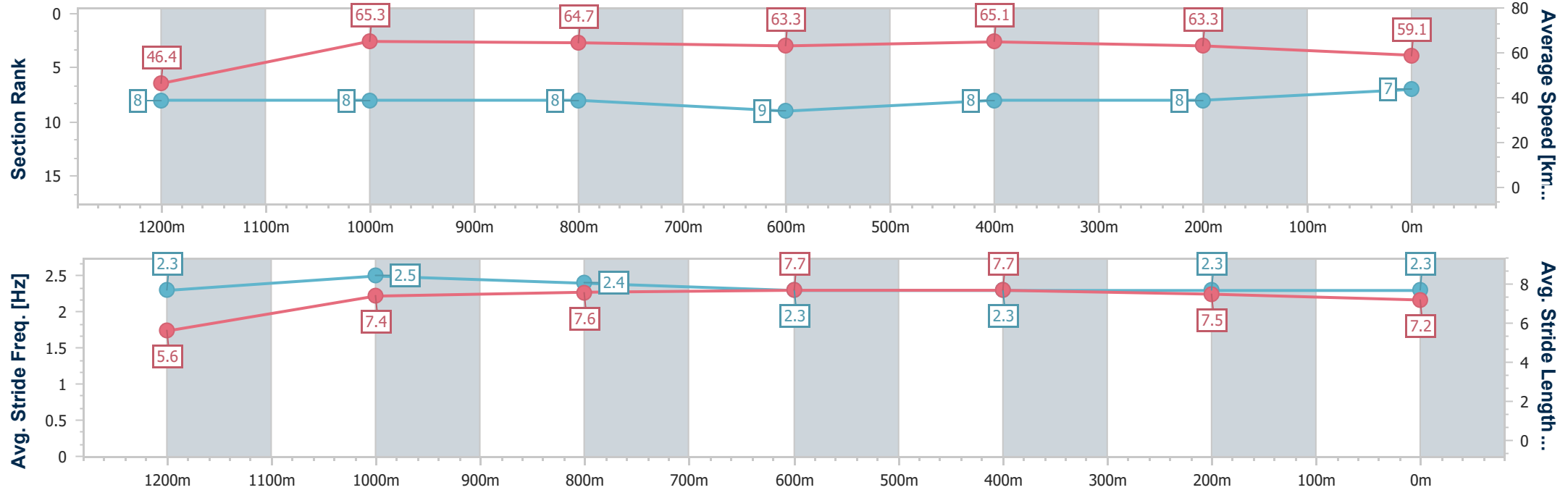
Horse/Jockey Name	Devil's Inn
Final Rank	7
Fastest Section Time (Section)	0:11.03 (1200m)
Top Speed [km/h] (Section)	65.9 (1200m)
Race State	Finished



Townsville QLD Professional
Race 8: HYGAIN BENCHMARK 65 Handicap - 1400m
07 July 2024 - 16:08
Track Rating: Soft 5, Weather: Overcast, Rail Position: +8m 1000m-
W/Post; +3.5m Remainder



Section	Overall	1200m	1000m	800m	600m	400m	200m						
Section Times	1:23.88 [7] (0:15.49)	1:08.39 [8] (0:11.03)	0:57.36 [8] (0:11.16)	0:46.20 [8] (0:11.39)	0:34.81 [9] (0:11.17)	0:23.64 [8] (0:11.44)	0:12.20 [8] (0:12.20)						
Average Speed [km/h]	46.4	65.3	64.7	63.3	65.1	63.3	59.1						
Top Speed [km/h]	65.0	65.9	65.6	64.7	65.6	64.8	61.7						
Avg. Dist. to Rail [m]	6.5	1.8	0.7	0.4	2.0	5.0	6.8						
Avg. Stride Freq. [Hz]	2.3	2.5	2.4	2.3	2.3	2.3	2.3						
Avg. Stride Length [m]	5.6	7.4	7.6	7.7	7.7	7.5	7.2						





Horse/Jockey Name	Elleves
Final Rank	8
Fastest Section Time (Section)	0:10.94 (800m)
Top Speed [km/h] (Section)	67.3 (800m)
Race State	Finished



Townsville QLD Professional

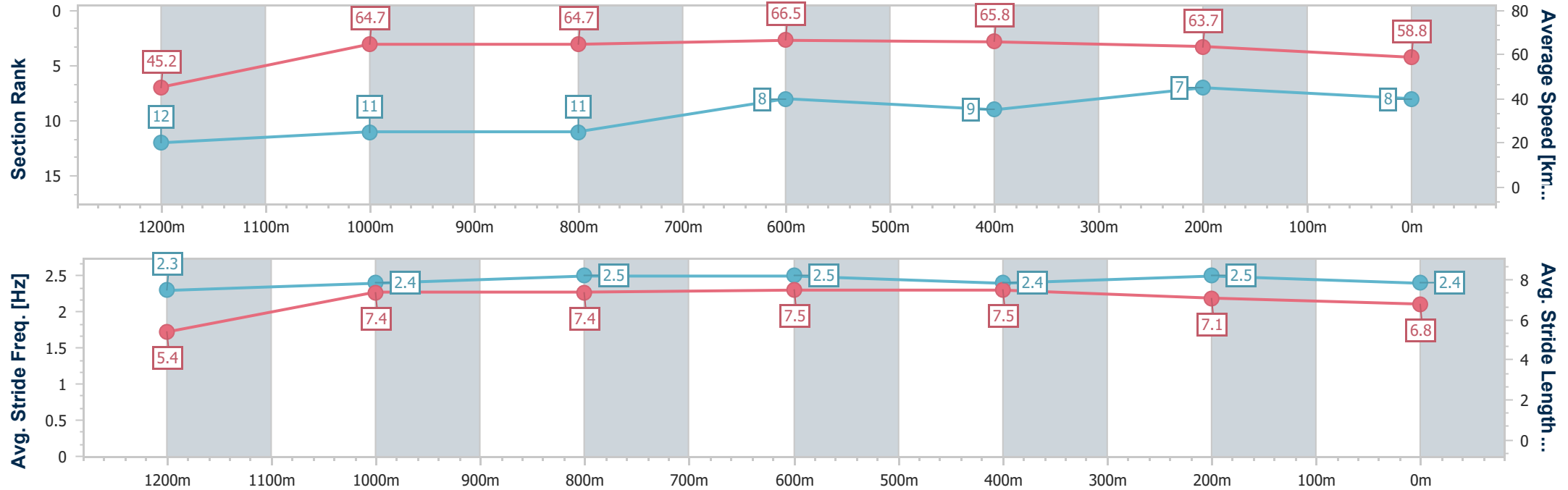
Race 8: HYGAIN BENCHMARK 65 Handicap - 1400m

07 July 2024 - 16:08

Track Rating: Soft 5, Weather: Overcast, Rail Position: +8m 1000m-
W/Post; +3.5m Remainder



Section	Overall	1200m	1000m	800m	600m	400m	200m						
Section Times	1:23.94 [8] (0:15.92)	1:08.02 [12] (0:11.08)	0:56.94 [11] (0:11.12)	0:45.82 [11] (0:10.94)	0:34.88 [8] (0:11.19)	0:23.69 [9] (0:11.42)	0:12.27 [7] (0:12.27)						
Average Speed [km/h]	45.2	64.7	64.7	66.5	65.8	63.7	58.8						
Top Speed [km/h]	63.4	66.0	66.6	67.3	66.9	65.2	61.6						
Avg. Dist. to Rail [m]	7.2	1.2	0.9	1.9	4.5	7.3	9.6						
Avg. Stride Freq. [Hz]	2.3	2.4	2.5	2.5	2.4	2.5	2.4						
Avg. Stride Length [m]	5.4	7.4	7.4	7.5	7.5	7.1	6.8						





Horse/Jockey Name	Mission House
Final Rank	9
Fastest Section Time (Section)	0:11.02 (1200m)
Top Speed [km/h] (Section)	66.0 (1200m)
Race State	Finished



Townsville QLD Professional

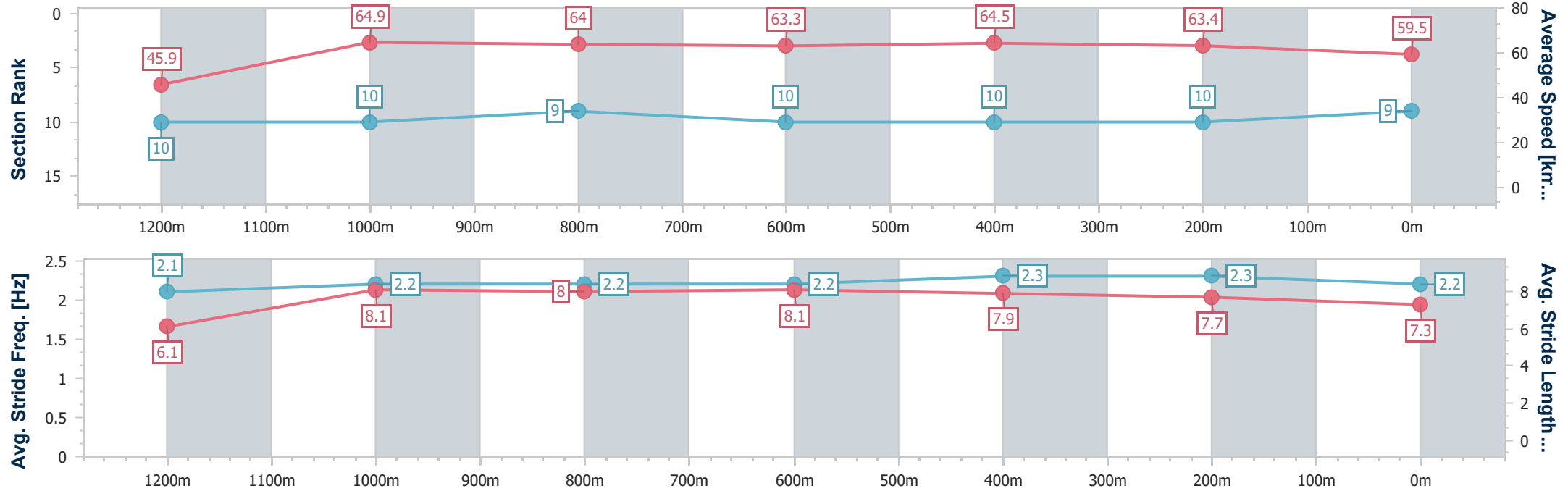
Race 8: HYGAIN BENCHMARK 65 Handicap - 1400m

07 July 2024 - 16:08

Track Rating: Soft 5, Weather: Overcast, Rail Position: +8m 1000m-
W/Post; +3.5m Remainder



Section	Overall	1200m	1000m	800m	600m	400m	200m						
Section Times	1:23.98 [9] (0:15.74)	1:08.24 [10] (0:11.02)	0:57.22 [10] (0:11.13)	0:46.09 [9] (0:11.34)	0:34.75 [10] (0:11.21)	0:23.54 [10] (0:11.44)	0:12.10 [10] (0:12.10)						
Average Speed [km/h]	45.9	64.9	64.0	63.3	64.5	63.4	59.5						
Top Speed [km/h]	64.0	66.0	65.0	63.8	65.5	64.0	61.9						
Avg. Dist. to Rail [m]	9.0	2.2	2.3	0.6	1.4	4.2	5.2						
Avg. Stride Freq. [Hz]	2.1	2.2	2.2	2.2	2.3	2.3	2.2						
Avg. Stride Length [m]	6.1	8.1	8.0	8.1	7.9	7.7	7.3						





Horse/Jockey Name	The Sherpa
Final Rank	10
Fastest Section Time (Section)	0:10.98 (1000m)
Top Speed [km/h] (Section)	66.3 (800m)
Race State	Finished



Townsville QLD Professional

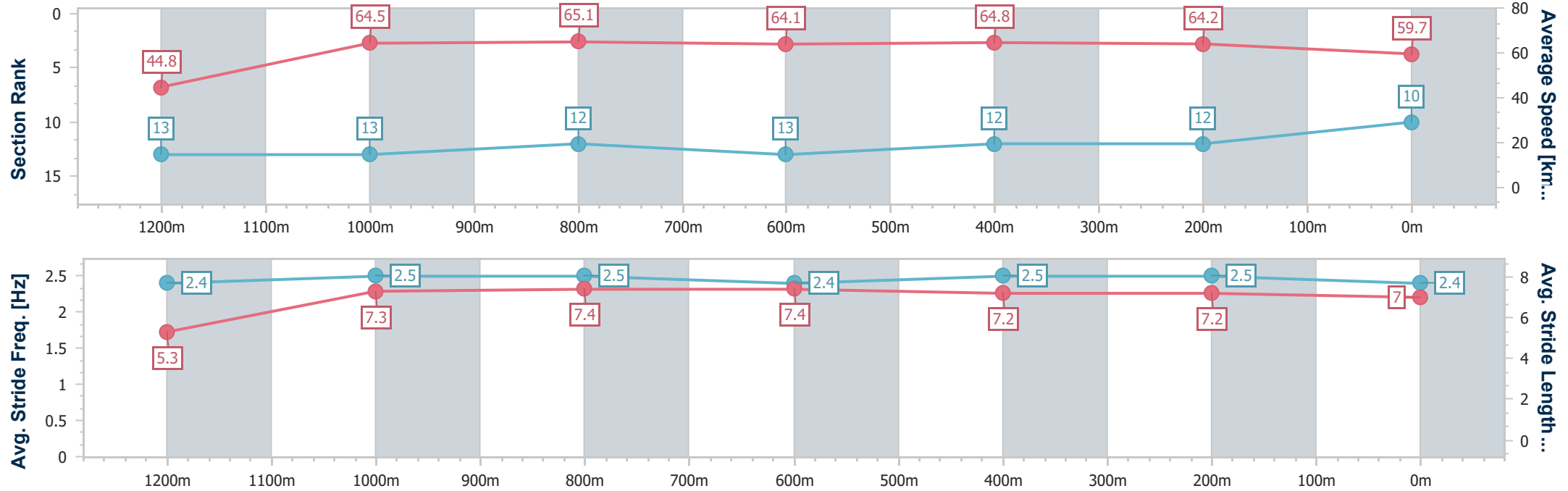
Race 8: HYGAIN BENCHMARK 65 Handicap - 1400m

07 July 2024 - 16:08

Track Rating: Soft 5, Weather: Overcast, Rail Position: +8m 1000m-W/Post; +3.5m Remainder



Section	Overall	1200m	1000m	800m	600m	400m	200m						
Section Times	1:24.09 [10] (0:16.11)	1:07.98 [13] (0:11.10)	0:56.88 [13] (0:10.98)	0:45.90 [12] (0:11.24)	0:34.66 [13] (0:11.26)	0:23.40 [12] (0:11.33)	0:12.07 [12] (0:12.07)						
Average Speed [km/h]	44.8	64.5	65.1	64.1	64.8	64.2	59.7						
Top Speed [km/h]	65.2	66.2	66.1	66.3	65.8	65.0	63.0						
Avg. Dist. to Rail [m]	6.4	1.7	1.7	0.6	2.6	6.1	7.0						
Avg. Stride Freq. [Hz]	2.4	2.5	2.5	2.4	2.5	2.5	2.4						
Avg. Stride Length [m]	5.3	7.3	7.4	7.4	7.2	7.2	7.0						





Horse/Jockey Name	Almahero
Final Rank	11
Fastest Section Time (Section)	0:10.96 (1200m)
Top Speed [km/h] (Section)	65.7 (1200m)
Race State	Finished

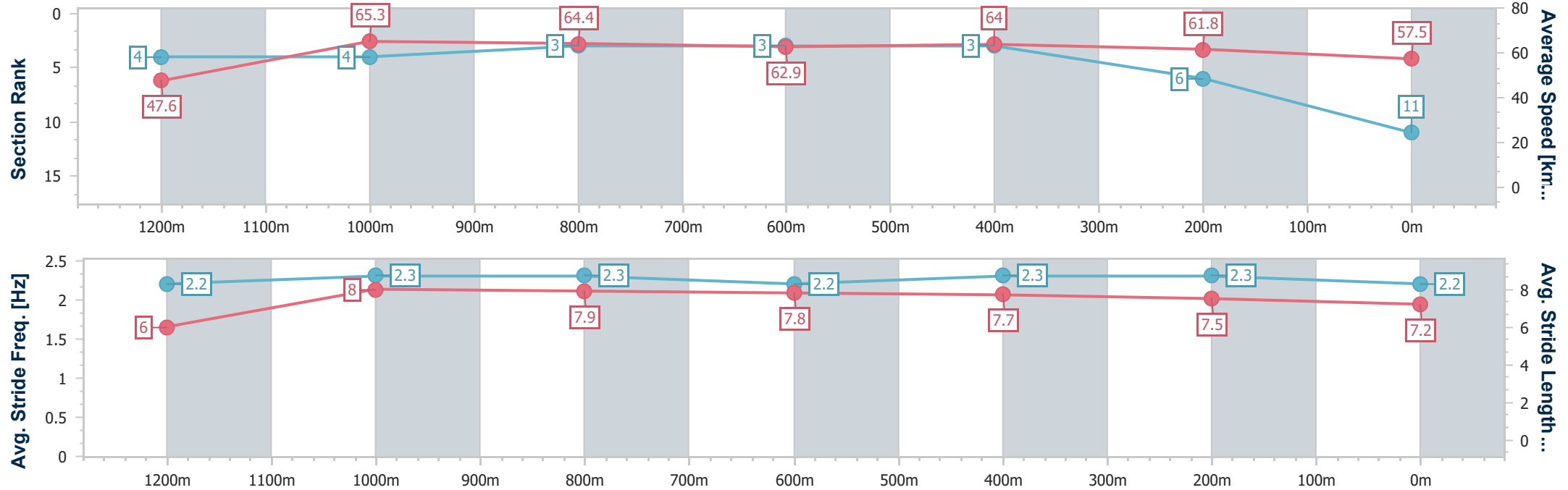


Townsville QLD Professional
Race 8: HYGAIN BENCHMARK 65 Handicap - 1400m

07 July 2024 - 16:08
Track Rating: Soft 5, Weather: Overcast, Rail Position: +8m 1000m-
W/Post; +3.5m Remainder



Section	Overall	1200m	1000m	800m	600m	400m	200m						
Section Times	1:24.16 [11] (0:15.12)	1:09.04 [4] (0:10.96)	0:58.08 [4] (0:11.08)	0:47.00 [3] (0:11.41)	0:35.59 [3] (0:11.31)	0:24.28 [3] (0:11.73)	0:12.55 [6] (0:12.55)						
Average Speed [km/h]	47.6	65.3	64.4	62.9	64.0	61.8	57.5						
Top Speed [km/h]	65.1	65.7	65.4	64.1	64.7	62.8	60.7						
Avg. Dist. to Rail [m]	4.4	1.8	2.2	0.5	1.3	3.6	3.7						
Avg. Stride Freq. [Hz]	2.2	2.3	2.3	2.2	2.3	2.3	2.2						
Avg. Stride Length [m]	6.0	8.0	7.9	7.8	7.7	7.5	7.2						





Horse/Jockey Name	Wise Dragon
Final Rank	12
Fastest Section Time (Section)	0:11.17 (1000m)
Top Speed [km/h] (Section)	66.8 (600m)
Race State	Finished



Townsville QLD Professional

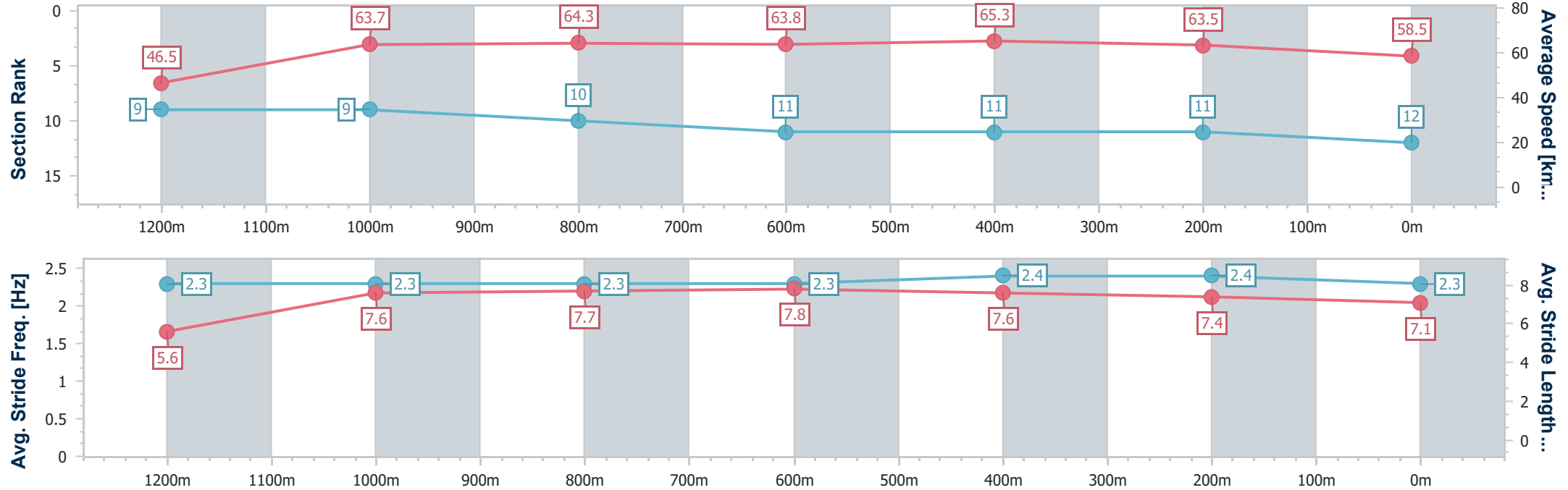
Race 8: HYGAIN BENCHMARK 65 Handicap - 1400m

07 July 2024 - 16:08

Track Rating: Soft 5, Weather: Overcast, Rail Position: +8m 1000m-
W/Post; +3.5m Remainder



Section	Overall	1200m	1000m	800m	600m	400m	200m						
Section Times	1:24.22 [12] (0:15.49)	1:08.73 [9] (0:11.26)	0:57.47 [9] (0:11.17)	0:46.30 [10] (0:11.36)	0:34.94 [11] (0:11.19)	0:23.75 [11] (0:11.45)	0:12.30 [11] (0:12.30)						
Average Speed [km/h]	46.5	63.7	64.3	63.8	65.3	63.5	58.5						
Top Speed [km/h]	63.4	64.5	66.0	64.7	66.8	65.7	62.2						
Avg. Dist. to Rail [m]	7.7	2.0	1.0	1.4	2.9	6.9	10.4						
Avg. Stride Freq. [Hz]	2.3	2.3	2.3	2.3	2.4	2.4	2.3						
Avg. Stride Length [m]	5.6	7.6	7.7	7.8	7.6	7.4	7.1						





Horse/Jockey Name	Bloomin' Ready
Final Rank	13
Fastest Section Time (Section)	0:10.94 (800m)
Top Speed [km/h] (Section)	67.8 (800m)
Race State	Finished



Townsville QLD Professional

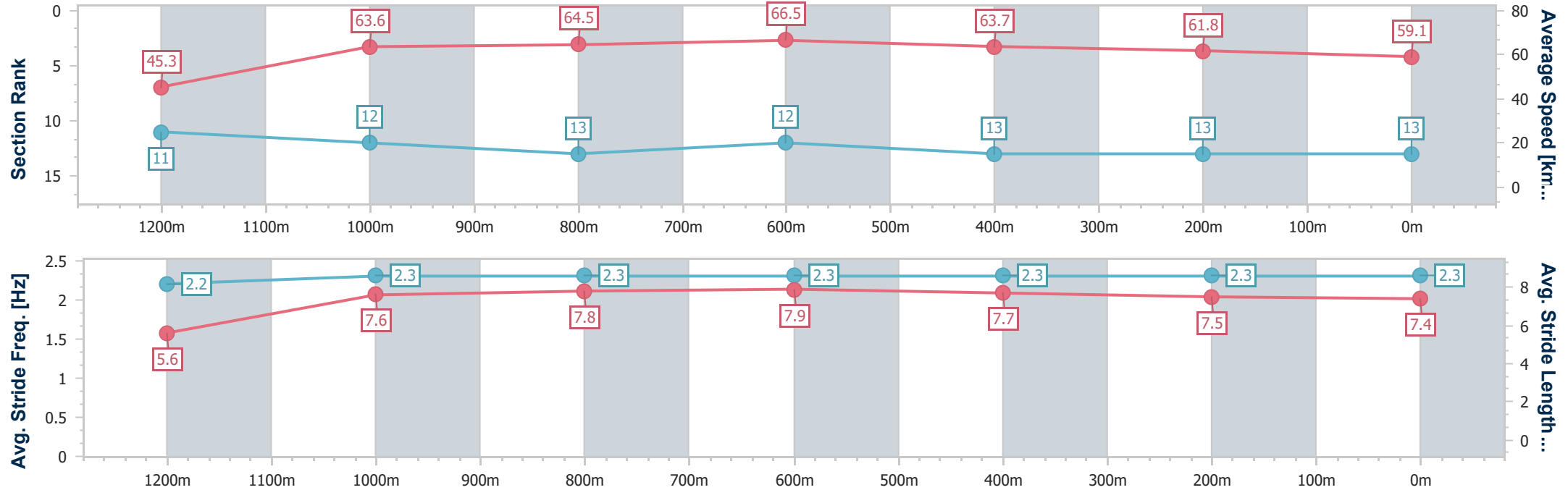
Race 8: HYGAIN BENCHMARK 65 Handicap - 1400m

07 July 2024 - 16:08

Track Rating: Soft 5, Weather: Overcast, Rail Position: +8m 1000m-
W/Post; +3.5m Remainder



Section	Overall	1200m	1000m	800m	600m	400m	200m						
Section Times	1:24.75 [13] (0:15.91)	1:08.84 [11] (0:11.28)	0:57.56 [12] (0:11.17)	0:46.39 [13] (0:10.94)	0:35.45 [12] (0:11.53)	0:23.92 [13] (0:11.73)	0:12.19 [13] (0:12.19)						
Average Speed [km/h]	45.3	63.6	64.5	66.5	63.7	61.8	59.1						
Top Speed [km/h]	62.6	65.3	66.1	67.8	65.3	63.2	61.2						
Avg. Dist. to Rail [m]	8.1	1.5	1.1	2.5	3.9	5.0	8.1						
Avg. Stride Freq. [Hz]	2.2	2.3	2.3	2.3	2.3	2.3	2.3						
Avg. Stride Length [m]	5.6	7.6	7.8	7.9	7.7	7.5	7.4						





Townsville QLD Professional
Race 9: BLUEY MCDOWELL MEMORIAL Class 6 Handicap - 1200m
07 July 2024 - 16:49



Track Rating: Soft 5, Weather: Overcast, Rail Position: +8m 1000m-W/Post; +3.5m Remainder

Section		Overall				1000m	800m	600m	400m	200m	Last 600m		
Field Times		1:09.85 (0:13.86)				0:55.99 (0:10.44)	0:45.55 (0:10.64)	0:34.91 (0:11.01)	0:23.90 (0:11.47)	0:12.43 (0:12.43)	0:34.91		
Rank	TAB	Horse/Jockey	Barrier	Top Speed [km/h]	Fastest Section						Margin	Distance Travelled [m]	
1	11	CHICKERARTIE	11	69.0	0:10.53	1:09.85 [1]	0:55.99 [1]	0:45.46 [2]	0:34.69 [2]	0:23.68 [2]	0:12.28 [2]	1:09.85	0:34.69
		Scott Sheargold		1000m	1000m	(0:13.86)	(0:10.53)	(0:10.77)	(0:11.01)	(0:11.40)	(0:12.28)		
2	9	BRING ME FLOWERS	10	69.8	0:10.67	1:09.91 [2]	0:55.82 [5]	0:45.15 [6]	0:34.42 [6]	0:23.46 [5]	0:12.20 [3]	0.34L	0:34.42 +4
		Lacey Morrison		1000m	1000m	(0:14.09)	(0:10.67)	(0:10.73)	(0:10.96)	(0:11.26)	(0:12.20)		
3	8	DARK REBEL	9	69.1	0:10.76	1:09.92 [3]	0:55.66 [8]	0:44.90 [8]	0:34.12 [9]	0:23.25 [9]	0:12.08 [5]	0.39L	0:34.12 +4
		Ryan Wiggins		1000m	1000m	(0:14.26)	(0:10.76)	(0:10.78)	(0:10.87)	(0:11.17)	(0:12.08)		
4	5	HALLSIDE HAMMER	8	69.2	0:10.64	1:10.03 [4]	0:56.07 [3]	0:45.43 [3]	0:34.70 [4]	0:23.65 [3]	0:12.30 [4]	1.08L	0:34.70 +5
		Isabella Teh		800m	1000m	(0:13.96)	(0:10.64)	(0:10.73)	(0:11.05)	(0:11.35)	(0:12.30)		
5	2	CRYSTAL CHIEF	6	68.9	0:10.76	1:10.11 [5]	0:55.94 [6]	0:45.18 [7]	0:34.41 [8]	0:23.51 [8]	0:12.20 [7]	1.53L	0:34.41 -5
		Ashley Butler		600m	1000m	(0:14.17)	(0:10.76)	(0:10.77)	(0:10.90)	(0:11.31)	(0:12.20)		
6	4	BEAUTY BOOM	12	70.6	0:10.41	1:10.12 [6]	0:56.23 [2]	0:45.82 [1]	0:35.18 [1]	0:24.17 [1]	0:12.70 [1]	1.6L	0:35.18 +4
		Tyler Leslight		1000m	1000m	(0:13.89)	(0:10.41)	(0:10.64)	(0:11.01)	(0:11.47)	(0:12.70)		
7	12	DON'T TELL LEEANNE	7	69.9	0:10.64	1:10.25 [7]	0:55.75 [11]	0:44.95 [11]	0:34.31 [10]	0:23.42 [10]	0:12.17 [8]	2.33L	0:34.31 +2
		Adrian Layt		800m	800m	(0:14.50)	(0:10.80)	(0:10.64)	(0:10.89)	(0:11.25)	(0:12.17)		
8	7	TO LOVE SOMEBODY	1	68.4	0:10.66	1:10.36 [8]	0:56.32 [4]	0:45.66 [4]	0:34.91 [5]	0:23.92 [4]	0:12.49 [6]	2.98L	0:34.91 -3
		Graham Kliese		Overall	1000m	(0:14.04)	(0:10.66)	(0:10.75)	(0:10.99)	(0:11.43)	(0:12.49)		
9	3	REGGIE'S BOY	3	68.1	0:10.80	1:10.45 [9]	0:56.19 [9]	0:45.28 [9]	0:34.48 [11]	0:23.55 [11]	0:12.26 [11]	3.51L	0:34.48 -1
		Carl Spry		800m	800m	(0:14.26)	(0:10.91)	(0:10.80)	(0:10.93)	(0:11.29)	(0:12.26)		
10	6	SAVVY SOVEREIGN	14	71.0	0:10.48	1:10.64 [10]	0:56.40 [7]	0:45.92 [5]	0:35.31 [3]	0:24.15 [6]	0:12.49 [9]	4.64L	0:35.31 +12
		Chelsea Jokic		1000m	1000m	(0:14.24)	(0:10.48)	(0:10.61)	(0:11.16)	(0:11.66)	(0:12.49)		

Scratched: The Sherpa (#13), Realeza (#15), Mcnair (#14)

Report Created: Sun 7 July 2024 17:26 GMT+10 (Note: Timing is based on position data)

Page 1/14

[] Ranking at each section and finish
-:-:- No data available at this section
NA No data available
SCN Saddle cloth number
DNF Did not finish
DNT Did not track

data processed by TRIPLESDATA



Townsville QLD Professional
Race 9: BLUEY MCDOWELL MEMORIAL Class 6 Handicap - 1200m
07 July 2024 - 16:49



Track Rating: Soft 5, Weather: Overcast, Rail Position: +8m 1000m-W/Post; +3.5m Remainder

Section						Overall	1000m	800m	600m	400m	200m	Last 600m		
Field Times						1:09.85 (0:13.86)	0:55.99 (0:10.44)	0:45.55 (0:10.64)	0:34.91 (0:11.01)	0:23.90 (0:11.47)	0:12.43 (0:12.43)	0:34.91		
Rank	TAB	Horse/Jockey	Barrier	Top Speed [km/h]	Fastest Section							Margin		Distance Travelled [m]
11	1	ARMOUR FORCE	13	70.7	0:10.46	1:10.88 [11]	0:56.54 [10]	0:45.69 [10]	0:35.23 [7]	0:24.36 [7]	0:12.73 [10]	6.05L	0:35.23	+8
		Nathan Day		600m	800m	(0:14.34)	(0:10.85)	(0:10.46)	(0:10.87)	(0:11.63)	(0:12.73)			
12	10	TYCOON BABY	4	67.6	0:10.75	1:11.21 [12]	0:56.64 [12]	0:45.71 [12]	0:34.96 [12]	0:23.83 [12]	0:12.24 [12]	8L	0:34.96	-2
		Corey Bayliss		800m	800m	(0:14.57)	(0:10.93)	(0:10.75)	(0:11.13)	(0:11.59)	(0:12.24)			

Scratched: The Sherpa (#13), Realeza (#15), McNair (#14)



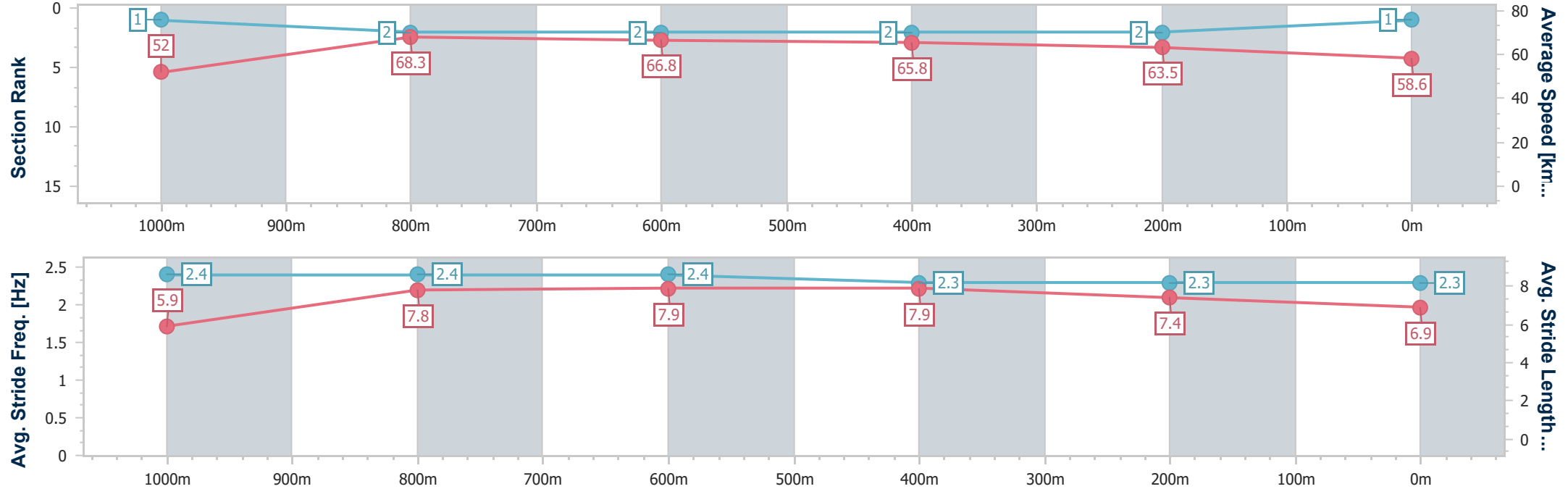
Horse/Jockey Name	Chickerartie
Final Rank	1
Fastest Section Time (Section)	0:10.53 (1000m)
Top Speed [km/h] (Section)	69.0 (1000m)
Race State	Finished



Townsville QLD Professional
Race 9: BLUEY MCDOWELL MEMORIAL Class 6 Handicap - 1200m
07 July 2024 - 16:49
Track Rating: Soft 5, Weather: Overcast, Rail Position: +8m 1000m- W/Post; +3.5m Remainder



Section	Overall	1000m	800m	600m	400m	200m								
Section Times	1:09.85 [1] (0:13.86)	0:55.99 [1] (0:10.53)	0:45.46 [2] (0:10.77)	0:34.69 [2] (0:11.01)	0:23.68 [2] (0:11.40)	0:12.28 [2] (0:12.28)								
Average Speed [km/h]	52.0	68.3	66.8	65.8	63.5	58.6								
Top Speed [km/h]	68.3	69.0	68.3	67.8	64.6	61.7								
Avg. Dist. to Rail [m]	6.9	0.8	0.2	1.1	3.9	4.5								
Avg. Stride Freq. [Hz]	2.4	2.4	2.4	2.3	2.3	2.3								
Avg. Stride Length [m]	5.9	7.8	7.9	7.9	7.4	6.9								





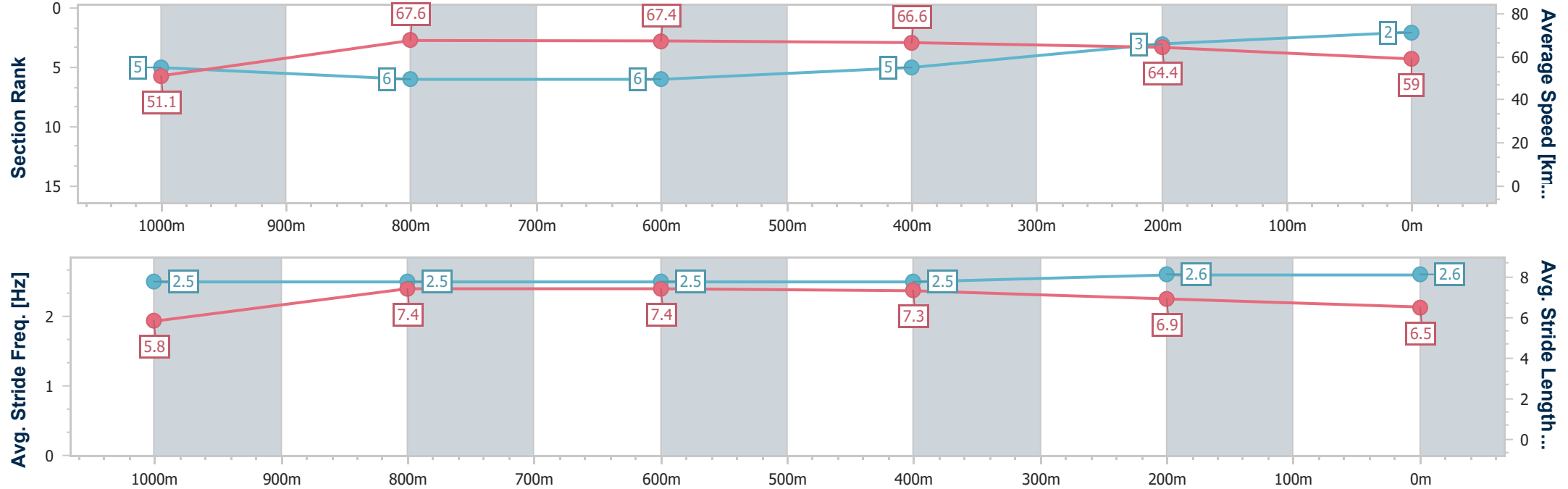
Horse/Jockey Name	Bring Me Flowers
Final Rank	2
Fastest Section Time (Section)	0:10.67 (1000m)
Top Speed [km/h] (Section)	69.8 (1000m)
Race State	Finished



Townsville QLD Professional
Race 9: BLUEY MCDOWELL MEMORIAL Class 6 Handicap - 1200m
07 July 2024 - 16:49
Track Rating: Soft 5, Weather: Overcast, Rail Position: +8m 1000m- W/Post; +3.5m Remainder



Section	Overall	1000m	800m	600m	400m	200m							
Section Times	1:09.91 [2] (0:14.09)	0:55.82 [5] (0:10.67)	0:45.15 [6] (0:10.73)	0:34.42 [6] (0:10.96)	0:23.46 [5] (0:11.26)	0:12.20 [3] (0:12.20)							
Average Speed [km/h]	51.1	67.6	67.4	66.6	64.4	59.0							
Top Speed [km/h]	68.2	69.8	68.7	68.5	65.6	62.6							
Avg. Dist. to Rail [m]	6.8	0.8	0.9	2.9	4.8	5.1							
Avg. Stride Freq. [Hz]	2.5	2.5	2.5	2.5	2.6	2.6							
Avg. Stride Length [m]	5.8	7.4	7.4	7.3	6.9	6.5							



[] Ranking at each section and finish
- - - - No data available at this section
NA No data available



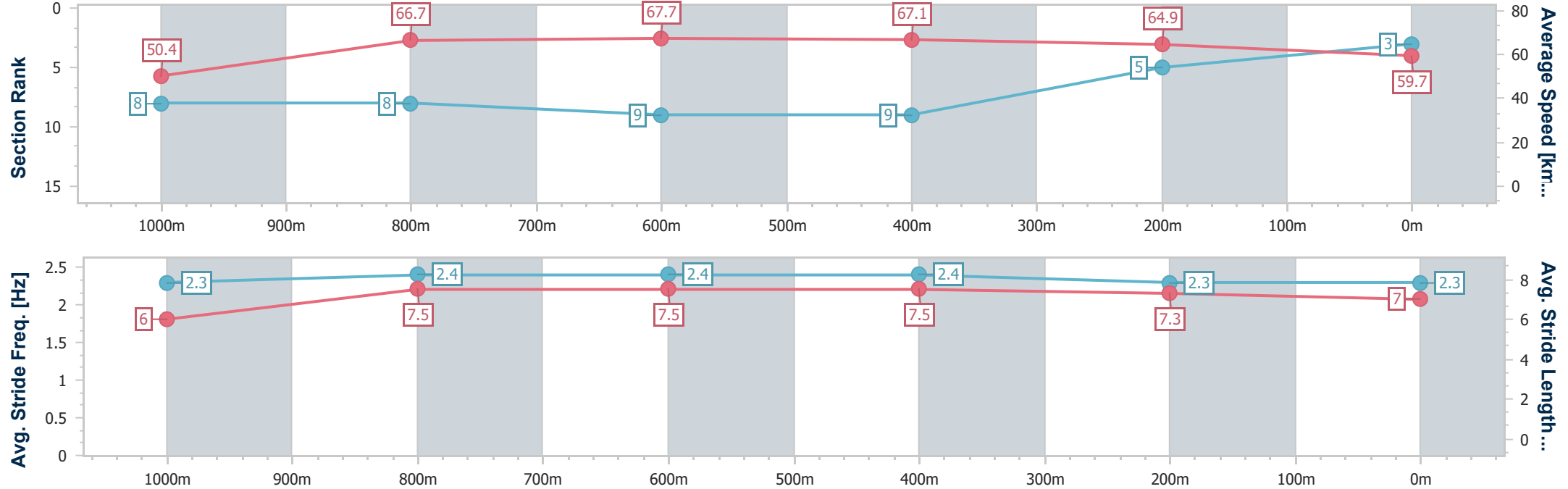
Horse/Jockey Name	Dark Rebel
Final Rank	3
Fastest Section Time (Section)	0:10.76 (1000m)
Top Speed [km/h] (Section)	69.1 (1000m)
Race State	Finished



Townsville QLD Professional
Race 9: BLUEY MCDOWELL MEMORIAL Class 6 Handicap - 1200m
07 July 2024 - 16:49
Track Rating: Soft 5, Weather: Overcast, Rail Position: +8m 1000m- W/Post; +3.5m Remainder



Section	Overall	1000m	800m	600m	400m	200m							
Section Times	1:09.92 [3] (0:14.26)	0:55.66 [8] (0:10.76)	0:44.90 [8] (0:10.78)	0:34.12 [9] (0:10.87)	0:23.25 [9] (0:11.17)	0:12.08 [5] (0:12.08)							
Average Speed [km/h]	50.4	66.7	67.7	67.1	64.9	59.7							
Top Speed [km/h]	66.9	69.1	69.0	68.9	66.5	62.6							
Avg. Dist. to Rail [m]	5.8	1.2	2.1	2.9	6.4	9.2							
Avg. Stride Freq. [Hz]	2.3	2.4	2.4	2.4	2.3	2.3							
Avg. Stride Length [m]	6.0	7.5	7.5	7.5	7.3	7.0							





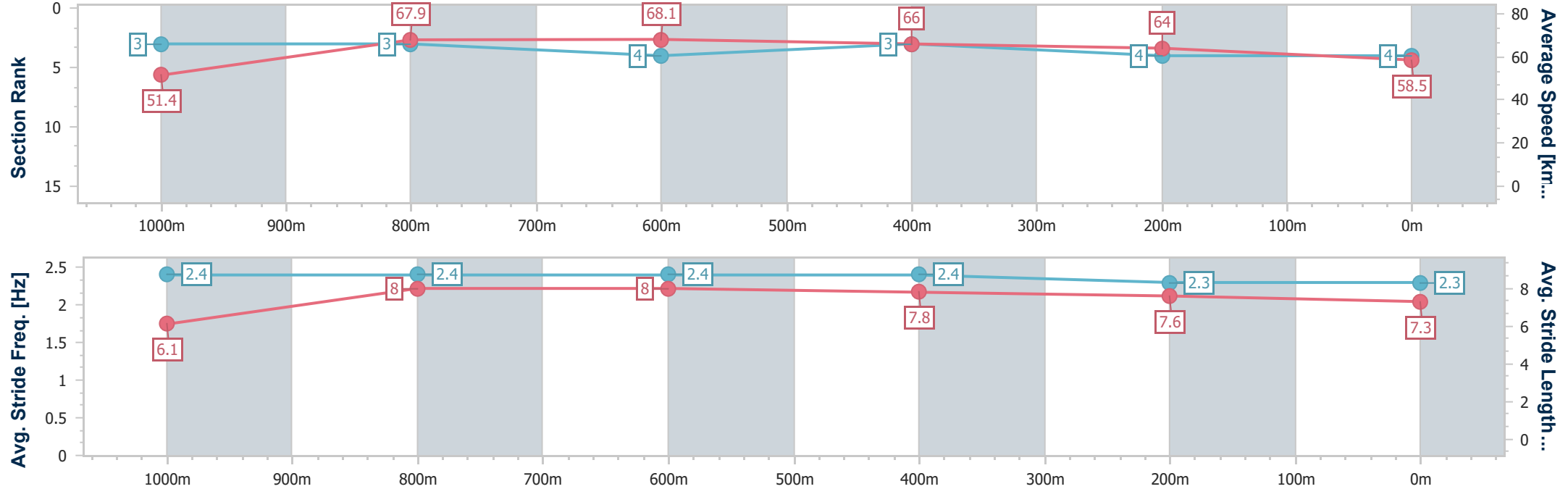
Horse/Jockey Name	Hallside Hammer
Final Rank	4
Fastest Section Time (Section)	0:10.64 (1000m)
Top Speed [km/h] (Section)	69.2 (800m)
Race State	Finished



Townsville QLD Professional
Race 9: BLUEY MCDOWELL MEMORIAL Class 6 Handicap - 1200m
07 July 2024 - 16:49
Track Rating: Soft 5, Weather: Overcast, Rail Position: +8m 1000m-
W/Post; +3.5m Remainder



Section	Overall	1000m	800m	600m	400m	200m							
Section Times	1:10.03 [4] (0:13.96)	0:56.07 [3] (0:10.64)	0:45.43 [3] (0:10.73)	0:34.70 [4] (0:11.05)	0:23.65 [3] (0:11.35)	0:12.30 [4] (0:12.30)							
Average Speed [km/h]	51.4	67.9	68.1	66.0	64.0	58.5							
Top Speed [km/h]	68.5	68.9	69.2	67.3	65.2	62.3							
Avg. Dist. to Rail [m]	5.7	2.5	2.9	2.7	4.7	6.3							
Avg. Stride Freq. [Hz]	2.4	2.4	2.4	2.4	2.3	2.3							
Avg. Stride Length [m]	6.1	8.0	8.0	7.8	7.6	7.3							





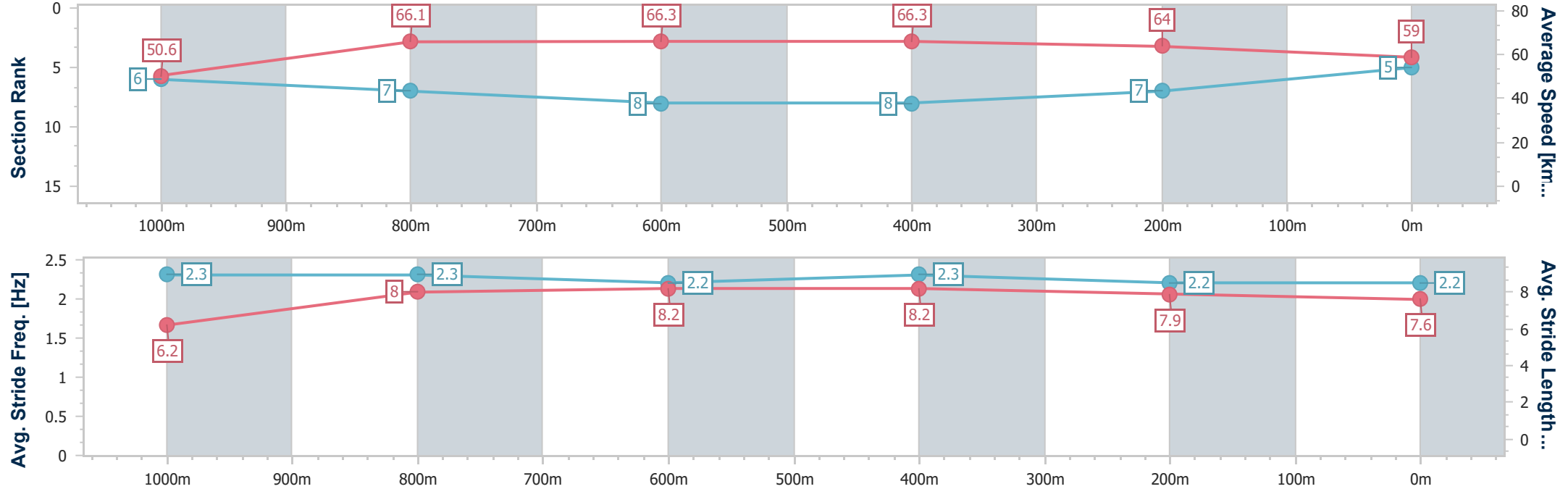
Horse/Jockey Name	Crystal Chief
Final Rank	5
Fastest Section Time (Section)	0:10.76 (1000m)
Top Speed [km/h] (Section)	68.9 (600m)
Race State	Finished



Townsville QLD Professional
Race 9: BLUEY MCDOWELL MEMORIAL Class 6 Handicap - 1200m
07 July 2024 - 16:49
Track Rating: Soft 5, Weather: Overcast, Rail Position: +8m 1000m-
W/Post; +3.5m Remainder



Section	Overall	1000m	800m	600m	400m	200m							
Section Times	1:10.11 [5] (0:14.17)	0:55.94 [6] (0:10.76)	0:45.18 [7] (0:10.77)	0:34.41 [8] (0:10.90)	0:23.51 [8] (0:11.31)	0:12.20 [7] (0:12.20)							
Average Speed [km/h]	50.6	66.1	66.3	66.3	64.0	59.0							
Top Speed [km/h]	67.4	67.8	67.3	68.9	64.7	63.1							
Avg. Dist. to Rail [m]	4.3	2.9	1.8	1.2	4.9	6.4							
Avg. Stride Freq. [Hz]	2.3	2.3	2.2	2.3	2.2	2.2							
Avg. Stride Length [m]	6.2	8.0	8.2	8.2	7.9	7.6							





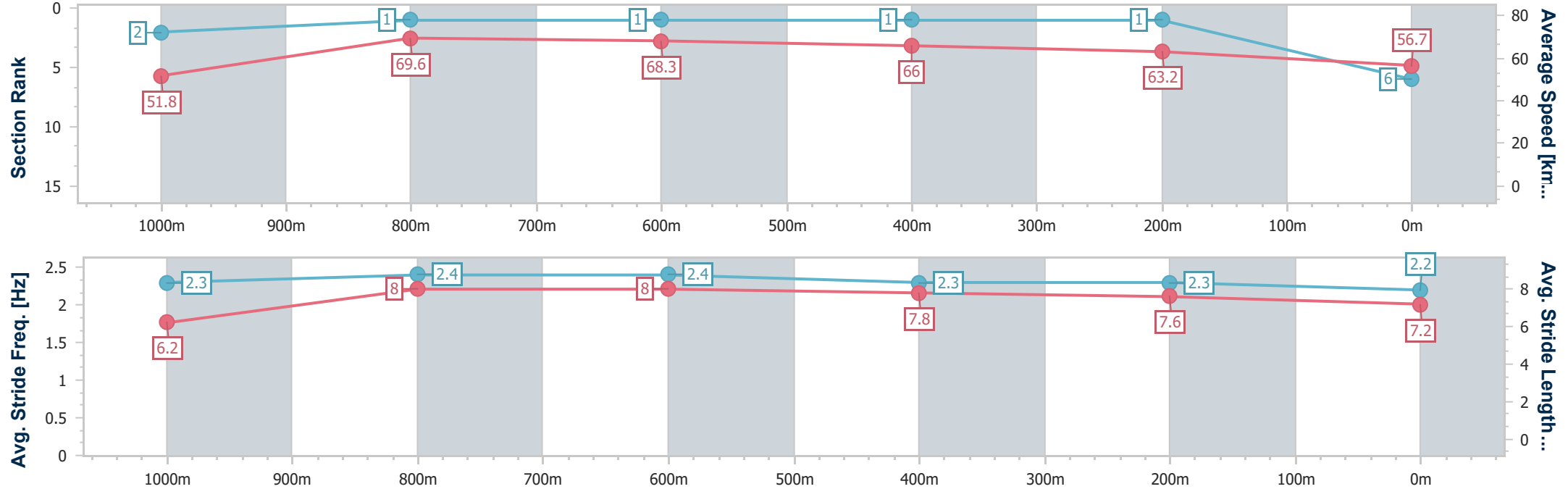
Horse/Jockey Name	Beauty Boom
Final Rank	6
Fastest Section Time (Section)	0:10.41 (1000m)
Top Speed [km/h] (Section)	70.6 (1000m)
Race State	Finished



Townsville QLD Professional
Race 9: BLUEY MCDOWELL MEMORIAL Class 6 Handicap - 1200m
07 July 2024 - 16:49
Track Rating: Soft 5, Weather: Overcast, Rail Position: +8m 1000m-
W/Post; +3.5m Remainder



Section	Overall	1000m	800m	600m	400m	200m							
Section Times	1:10.12 [6] (0:13.89)	0:56.23 [2] (0:10.41)	0:45.82 [1] (0:10.64)	0:35.18 [1] (0:11.01)	0:24.17 [1] (0:11.47)	0:12.70 [1] (0:12.70)							
Average Speed [km/h]	51.8	69.6	68.3	66.0	63.2	56.7							
Top Speed [km/h]	70.1	70.6	69.1	67.7	66.0	60.1							
Avg. Dist. to Rail [m]	7.6	2.4	2.0	2.2	3.4	3.1							
Avg. Stride Freq. [Hz]	2.3	2.4	2.4	2.3	2.3	2.2							
Avg. Stride Length [m]	6.2	8.0	8.0	7.8	7.6	7.2							





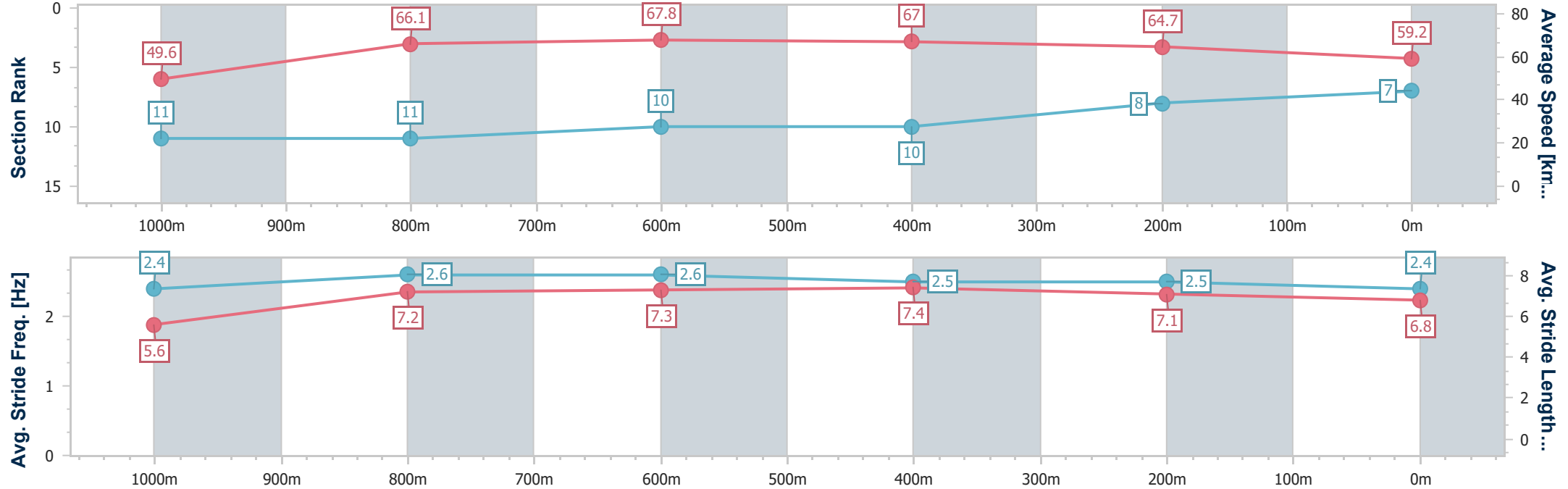
Horse/Jockey Name	Don't Tell Leanne
Final Rank	7
Fastest Section Time (Section)	0:10.64 (800m)
Top Speed [km/h] (Section)	69.9 (800m)
Race State	Finished



Townsville QLD Professional
Race 9: BLUEY MCDOWELL MEMORIAL Class 6 Handicap - 1200m
07 July 2024 - 16:49
Track Rating: Soft 5, Weather: Overcast, Rail Position: +8m 1000m- W/Post; +3.5m Remainder



Section	Overall	1000m	800m	600m	400m	200m							
Section Times	1:10.25 [7] (0:14.50)	0:55.75 [11] (0:10.80)	0:44.95 [11] (0:10.64)	0:34.31 [10] (0:10.89)	0:23.42 [10] (0:11.25)	0:12.17 [8] (0:12.17)							
Average Speed [km/h]	49.6	66.1	67.8	67.0	64.7	59.2							
Top Speed [km/h]	65.6	69.1	69.9	69.8	66.1	63.7							
Avg. Dist. to Rail [m]	5.1	1.6	0.6	3.0	6.8	7.5							
Avg. Stride Freq. [Hz]	2.4	2.6	2.6	2.5	2.5	2.4							
Avg. Stride Length [m]	5.6	7.2	7.3	7.4	7.1	6.8							





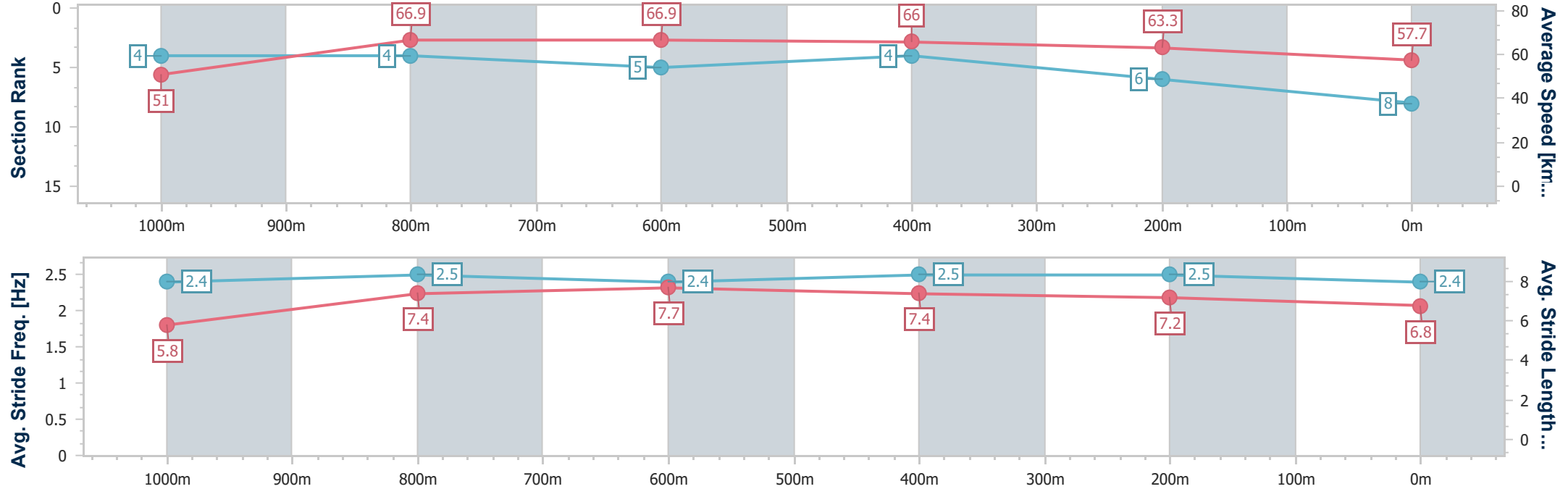
Horse/Jockey Name	To Love Somebody
Final Rank	8
Fastest Section Time (Section)	0:10.66 (1000m)
Top Speed [km/h] (Section)	68.4 (Overall)
Race State	Finished



Townsville QLD Professional
Race 9: BLUEY MCDOWELL MEMORIAL Class 6 Handicap - 1200m
07 July 2024 - 16:49
Track Rating: Soft 5, Weather: Overcast, Rail Position: +8m 1000m- W/Post; +3.5m Remainder



Section	Overall	1000m	800m	600m	400m	200m							
Section Times	1:10.36 [8] (0:14.04)	0:56.32 [4] (0:10.66)	0:45.66 [4] (0:10.75)	0:34.91 [5] (0:10.99)	0:23.92 [4] (0:11.43)	0:12.49 [6] (0:12.49)							
Average Speed [km/h]	51.0	66.9	66.9	66.0	63.3	57.7							
Top Speed [km/h]	68.4	68.2	67.9	67.7	64.5	62.0							
Avg. Dist. to Rail [m]	3.6	1.8	0.4	1.6	3.4	4.3							
Avg. Stride Freq. [Hz]	2.4	2.5	2.4	2.5	2.5	2.4							
Avg. Stride Length [m]	5.8	7.4	7.7	7.4	7.2	6.8							





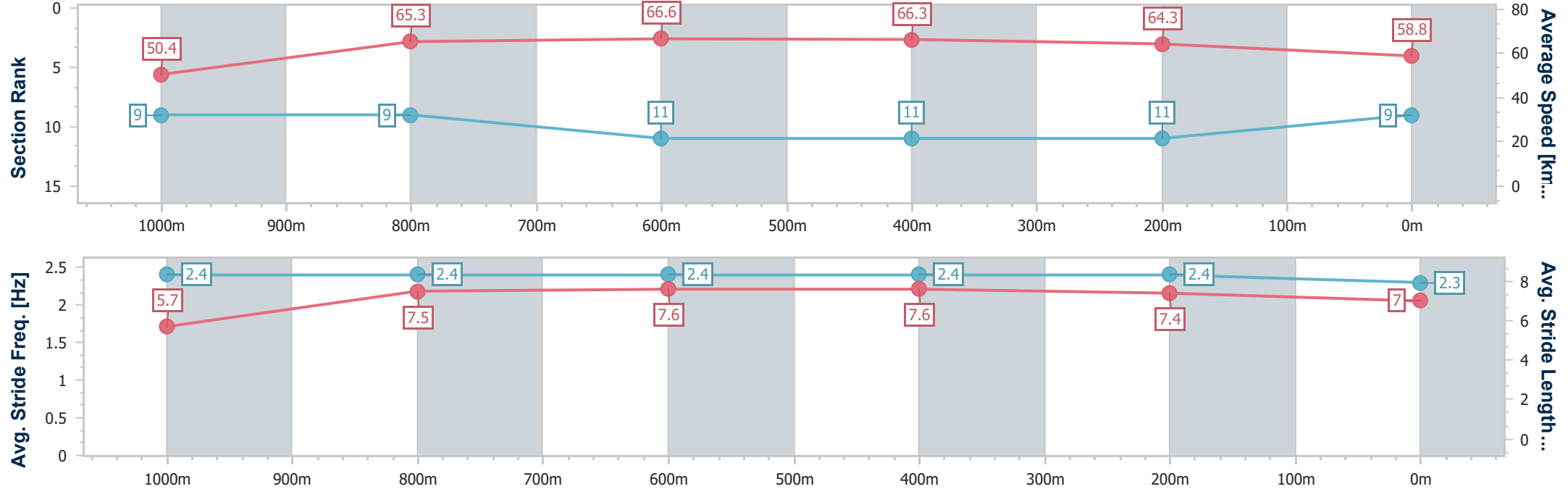
Horse/Jockey Name	Reggie's Boy
Final Rank	9
Fastest Section Time (Section)	0:10.80 (800m)
Top Speed [km/h] (Section)	68.1 (800m)
Race State	Finished



Townsville QLD Professional
Race 9: BLUEY MCDOWELL MEMORIAL Class 6 Handicap - 1200m
07 July 2024 - 16:49
Track Rating: Soft 5, Weather: Overcast, Rail Position: +8m 1000m- W/Post; +3.5m Remainder



Section	Overall	1000m	800m	600m	400m	200m							
Section Times	1:10.45 [9] (0:14.26)	0:56.19 [9] (0:10.91)	0:45.28 [9] (0:10.80)	0:34.48 [11] (0:10.93)	0:23.55 [11] (0:11.29)	0:12.26 [11] (0:12.26)							
Average Speed [km/h]	50.4	65.3	66.6	66.3	64.3	58.8							
Top Speed [km/h]	65.6	68.0	68.1	67.9	65.4	62.9							
Avg. Dist. to Rail [m]	3.4	2.2	0.4	1.7	5.7	7.4							
Avg. Stride Freq. [Hz]	2.4	2.4	2.4	2.4	2.4	2.3							
Avg. Stride Length [m]	5.7	7.5	7.6	7.6	7.4	7.0							





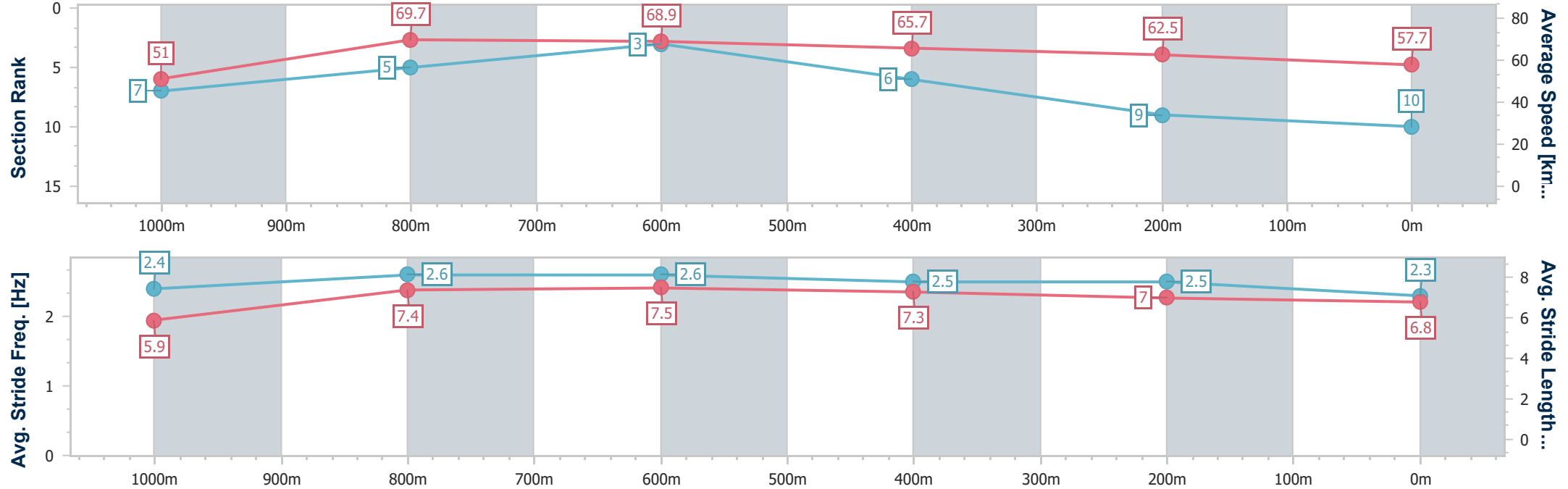
Horse/Jockey Name	Savvy Sovereign
Final Rank	10
Fastest Section Time (Section)	0:10.48 (1000m)
Top Speed [km/h] (Section)	71.0 (1000m)
Race State	Finished



Townsville QLD Professional
Race 9: BLUEY MCDOWELL MEMORIAL Class 6 Handicap - 1200m
07 July 2024 - 16:49
Track Rating: Soft 5, Weather: Overcast, Rail Position: +8m 1000m- W/Post; +3.5m Remainder



Section	Overall	1000m	800m	600m	400m	200m							
Section Times	1:10.64 [10] (0:14.24)	0:56.40 [7] (0:10.48)	0:45.92 [5] (0:10.61)	0:35.31 [3] (0:11.16)	0:24.15 [6] (0:11.66)	0:12.49 [9] (0:12.49)							
Average Speed [km/h]	51.0	69.7	68.9	65.7	62.5	57.7							
Top Speed [km/h]	69.1	71.0	69.9	68.5	63.5	61.7							
Avg. Dist. to Rail [m]	11.8	3.2	3.0	4.2	7.3	9.4							
Avg. Stride Freq. [Hz]	2.4	2.6	2.6	2.5	2.5	2.3							
Avg. Stride Length [m]	5.9	7.4	7.5	7.3	7.0	6.8							





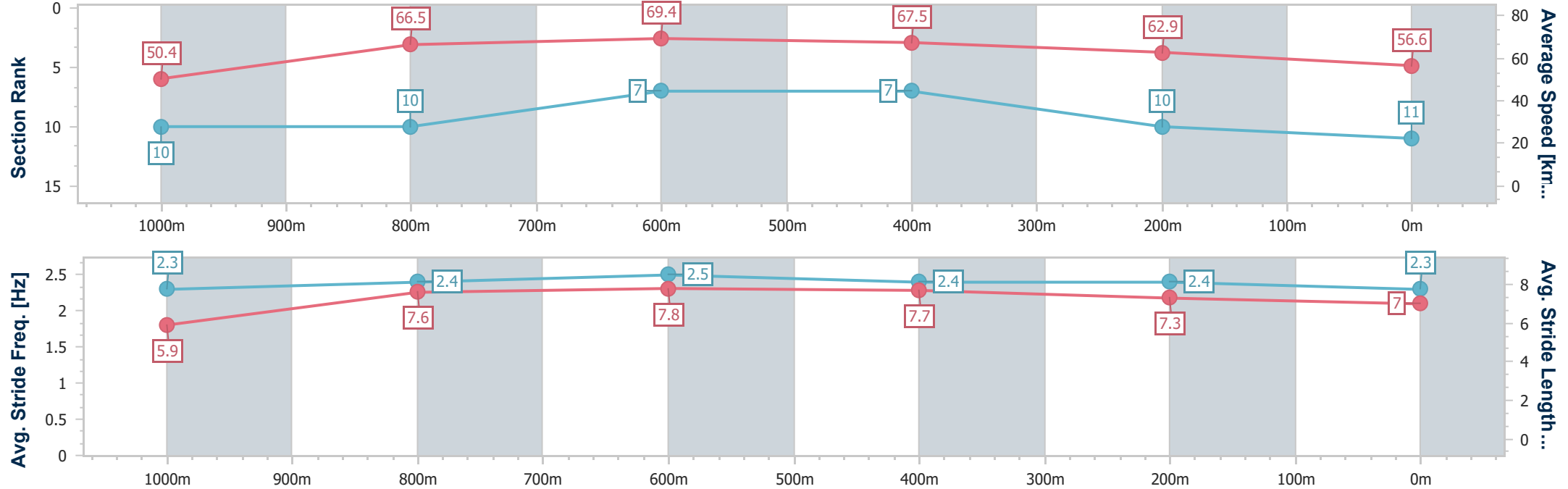
Horse/Jockey Name	Armour Force
Final Rank	11
Fastest Section Time (Section)	0:10.46 (800m)
Top Speed [km/h] (Section)	70.7 (600m)
Race State	Finished



Townsville QLD Professional
Race 9: BLUEY MCDOWELL MEMORIAL Class 6 Handicap - 1200m
07 July 2024 - 16:49
Track Rating: Soft 5, Weather: Overcast, Rail Position: +8m 1000m- W/Post; +3.5m Remainder



Section	Overall	1000m	800m	600m	400m	200m							
Section Times	1:10.88 [11] (0:14.34)	0:56.54 [10] (0:10.85)	0:45.69 [10] (0:10.46)	0:35.23 [7] (0:10.87)	0:24.36 [7] (0:11.63)	0:12.73 [10] (0:12.73)							
Average Speed [km/h]	50.4	66.5	69.4	67.5	62.9	56.6							
Top Speed [km/h]	65.7	70.0	70.4	70.7	65.2	60.6							
Avg. Dist. to Rail [m]	8.9	0.7	1.9	4.3	8.7	10.8							
Avg. Stride Freq. [Hz]	2.3	2.4	2.5	2.4	2.4	2.3							
Avg. Stride Length [m]	5.9	7.6	7.8	7.7	7.3	7.0							





Horse/Jockey Name	Tycoon Baby
Final Rank	12
Fastest Section Time (Section)	0:10.75 (800m)
Top Speed [km/h] (Section)	67.6 (800m)
Race State	Finished



Townsville QLD Professional
Race 9: BLUEY MCDOWELL MEMORIAL Class 6 Handicap - 1200m
07 July 2024 - 16:49
Track Rating: Soft 5, Weather: Overcast, Rail Position: +8m 1000m- W/Post; +3.5m Remainder



Section	Overall	1000m	800m	600m	400m	200m							
Section Times	1:11.21 [12] (0:14.57)	0:56.64 [12] (0:10.93)	0:45.71 [12] (0:10.75)	0:34.96 [12] (0:11.13)	0:23.83 [12] (0:11.59)	0:12.24 [12] (0:12.24)							
Average Speed [km/h]	49.2	65.0	66.9	65.3	62.7	58.8							
Top Speed [km/h]	66.0	66.9	67.6	66.5	63.6	63.6							
Avg. Dist. to Rail [m]	4.2	2.5	0.5	2.1	4.4	4.5							
Avg. Stride Freq. [Hz]	2.3	2.4	2.4	2.4	2.3	2.3							
Avg. Stride Length [m]	5.9	7.7	7.9	7.7	7.5	7.1							

