



Doomben QLD Professional
Race 1: TEDDY BEARS PICNIC 3 AUGUST QTIS Two-Year-Old Handicap
- 1350m

13 July 2024 - 11:54



Track Rating: Soft 6, Weather: Overcast, Rail Position: +0.5m Entire

Section						Overall	1200m	1000m	800m	600m	400m	Last 600m	
Field Times						1:21.07 (0:11.08)	1:09.99 (0:10.90)	0:59.09 (0:11.57)	0:47.52 (0:12.17)	0:35.35 (0:11.92)	0:23.43 (0:11.56)	0:35.35	
Rank	TAB	Horse/Jockey	Barrier	Top Speed [km/h]	Fastest Section								Distance Travelled [m]
1	3	ENTERPRISE DEFENCE	2	67.2	0:10.91	1:21.07 [1]	1:09.83 [4]	0:58.92 [3]	0:47.28 [4]	0:35.04 [4]	0:23.07 [5]	0:35.04	
		Michael Rodd		1200m	1200m	(0:11.24)	(0:10.91)	(0:11.64)	(0:12.24)	(0:11.97)	(0:11.24)		
2	1	SAVOUR THE DREAM	7	67.3	0:10.89	1:21.12 [2]	1:09.72 [7]	0:58.83 [6]	0:47.12 [6]	0:34.81 [7]	0:22.95 [6]	0:34.81	-2
		Jim Byrne		1200m	1200m	(0:11.40)	(0:10.89)	(0:11.71)	(0:12.31)	(0:11.86)	(0:11.12)		
3	9	BELLA KHADIJAH	12	66.9	0:10.95	1:21.33 [3]	1:09.71 [8]	0:58.76 [8]	0:47.05 [8]	0:34.80 [8]	0:22.88 [8]	0:34.80	-4
		Damien Thornton		1200m	1200m	(0:11.62)	(0:10.95)	(0:11.71)	(0:12.25)	(0:11.92)	(0:11.19)		
4	5	GOODLUCKTOME	8	69.1	0:10.82	1:21.52 [4]	1:10.16 [6]	0:59.34 [5]	0:47.57 [5]	0:35.47 [5]	0:23.62 [3]	0:35.47	+1
		Vlad Duric		1200m	1200m	(0:11.36)	(0:10.82)	(0:11.77)	(0:12.10)	(0:11.85)	(0:11.30)		
5	10	INDUBITABLY	5	67.4	0:10.89	1:21.87 [5]	1:10.76 [2]	0:59.87 [2]	0:48.26 [2]	0:36.08 [2]	0:24.11 [2]	0:36.08	-1
		Angela Jones		1200m	1200m	(0:11.11)	(0:10.89)	(0:11.61)	(0:12.18)	(0:11.97)	(0:11.61)		
6	2	MISS TRUSTFUL	4	67.4	0:10.90	1:22.01 [6]	1:10.93 [1]	1:00.03 [1]	0:48.46 [1]	0:36.29 [1]	0:24.37 [1]	0:36.29	-7
		Kyle Wilson-Taylor		1200m	1200m	(0:11.08)	(0:10.90)	(0:11.57)	(0:12.17)	(0:11.92)	(0:11.63)		
7	11	HEALTHY SUSPICION	3	66.9	0:11.03	1:22.46 [7]	1:11.17 [5]	1:00.14 [7]	0:48.45 [7]	0:36.25 [6]	0:24.27 [7]	0:36.25	+0
		Andrew Mallyon		1200m	1200m	(0:11.29)	(0:11.03)	(0:11.69)	(0:12.20)	(0:11.98)	(0:11.77)		
8	6	RIVER ROGUE	1	66.5	0:10.99	1:22.86 [8]	1:11.70 [3]	1:00.71 [4]	0:49.14 [3]	0:36.89 [3]	0:24.92 [4]	0:36.89	-5
		Samantha Collett		1200m	1200m	(0:11.16)	(0:10.99)	(0:11.57)	(0:12.25)	(0:11.97)	(0:11.80)		
9	12	SODAMCUTE	9	67.1	0:11.01	1:23.42 [9]	1:11.76 [9]	1:00.75 [9]	0:49.00 [9]	0:36.80 [9]	0:24.73 [9]	0:36.80	-5
		Cejay Graham		1200m	1200m	(0:11.66)	(0:11.01)	(0:11.75)	(0:12.20)	(0:12.07)	(0:11.78)		

Scratched: Inception (#7), Vanilla Twist (#8), Belmont Park (#4)



Doomben QLD Professional
Race 1: TEDDY BEARS PICNIC 3 AUGUST QTIS Two-Year-Old Handicap
- 1350m
13 July 2024 - 11:54



Track Rating: Soft 6, Weather: Overcast, Rail Position: +0.5m Entire

Section		200m					Last 600m		
Field Times		0:11.87 (0:11.87)					0:35.35		
Rank	TAB	Horse/Jockey	Barrier	Top Speed [km/h]	Fastest Section	Margin		Distance Travelled [m]	
1	3	ENTERPRISE DEFENCE	2	67.2	0:10.91	0:11.83 [2]	1:21.07	0:35.04	
		Michael Rodd		1200m	1200m	(0:11.83)			
2	1	SAVOUR THE DREAM	7	67.3	0:10.89	0:11.83 [4]	0.27L	0:34.81	-2
		Jim Byrne		1200m	1200m	(0:11.83)			
3	9	BELLA KHADIJAH	12	66.9	0:10.95	0:11.69 [6]	1.54L	0:34.80	-4
		Damien Thornton		1200m	1200m	(0:11.69)			
4	5	GOODLUCKTOME	8	69.1	0:10.82	0:12.32 [1]	2.65L	0:35.47	+1
		Vlad Duric		1200m	1200m	(0:12.32)			
5	10	INDUBITABLY	5	67.4	0:10.89	0:12.50 [5]	4.68L	0:36.08	-1
		Angela Jones		1200m	1200m	(0:12.50)			
6	2	MISS TRUSTFUL	4	67.4	0:10.90	0:12.74 [3]	5.54L	0:36.29	-7
		Kyle Wilson-Taylor		1200m	1200m	(0:12.74)			
7	11	HEALTHY SUSPICION	3	66.9	0:11.03	0:12.50 [8]	8.17L	0:36.25	+0
		Andrew Mallyon		1200m	1200m	(0:12.50)			
8	6	RIVER ROGUE	1	66.5	0:10.99	0:13.12 [7]	10.54L	0:36.89	-5
		Samantha Collett		1200m	1200m	(0:13.12)			
9	12	SODAMCUTE	9	67.1	0:11.01	0:12.95 [9]	13.82L	0:36.80	-5
		Cejay Graham		1200m	1200m	(0:12.95)			

Scratched: Inception (#7), Vanilla Twist (#8), Belmont Park (#4)



Horse/Jockey Name	Enterprise Defence
Final Rank	1
Fastest Section Time (Section)	0:10.91 (1200m)
Top Speed [km/h] (Section)	67.2 (1200m)
Race State	Finished

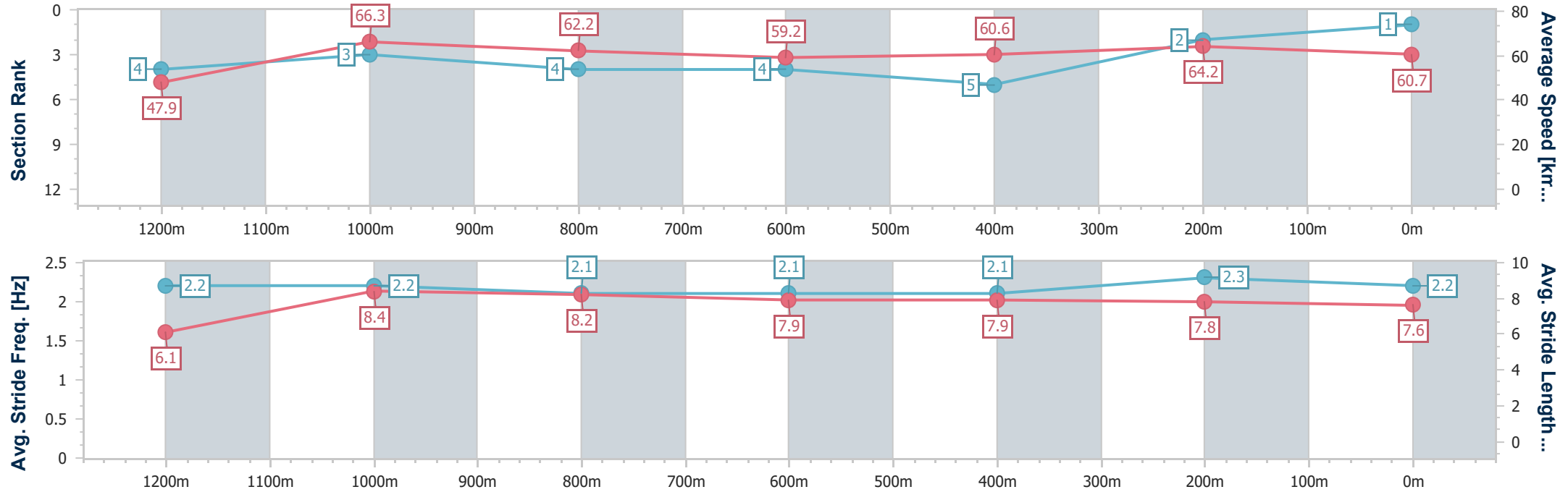


Doomben QLD Professional
Race 1: TEDDY BEARS PICNIC 3 AUGUST QTIS Two-Year-Old
Handicap - 1350m
13 July 2024 - 11:54
Track Rating: Soft 6, Weather: Overcast, Rail Position: +0.5m Entire



BRISBANE
RACING CLUB

Section	Overall	1200m	1000m	800m	600m	400m	200m						
Section Times	1:21.07 [1] (0:11.24)	1:09.83 [4] (0:10.91)	0:58.92 [3] (0:11.64)	0:47.28 [4] (0:12.24)	0:35.04 [4] (0:11.97)	0:23.07 [5] (0:11.24)	0:11.83 [2] (0:11.83)						
Average Speed [km/h]	47.9	66.3	62.2	59.2	60.6	64.2	60.7						
Top Speed [km/h]	64.7	67.2	65.6	59.9	62.7	65.2	63.6						
Avg. Dist. to Rail [m]	3.4	2.5	1.8	2.1	0.9	2.4	3.7						
Avg. Stride Freq. [Hz]	2.2	2.2	2.1	2.1	2.1	2.3	2.2						
Avg. Stride Length [m]	6.1	8.4	8.2	7.9	7.9	7.8	7.6						





Horse/Jockey Name	Savour The Dream
Final Rank	2
Fastest Section Time (Section)	0:10.89 (1200m)
Top Speed [km/h] (Section)	67.3 (1200m)
Race State	Finished

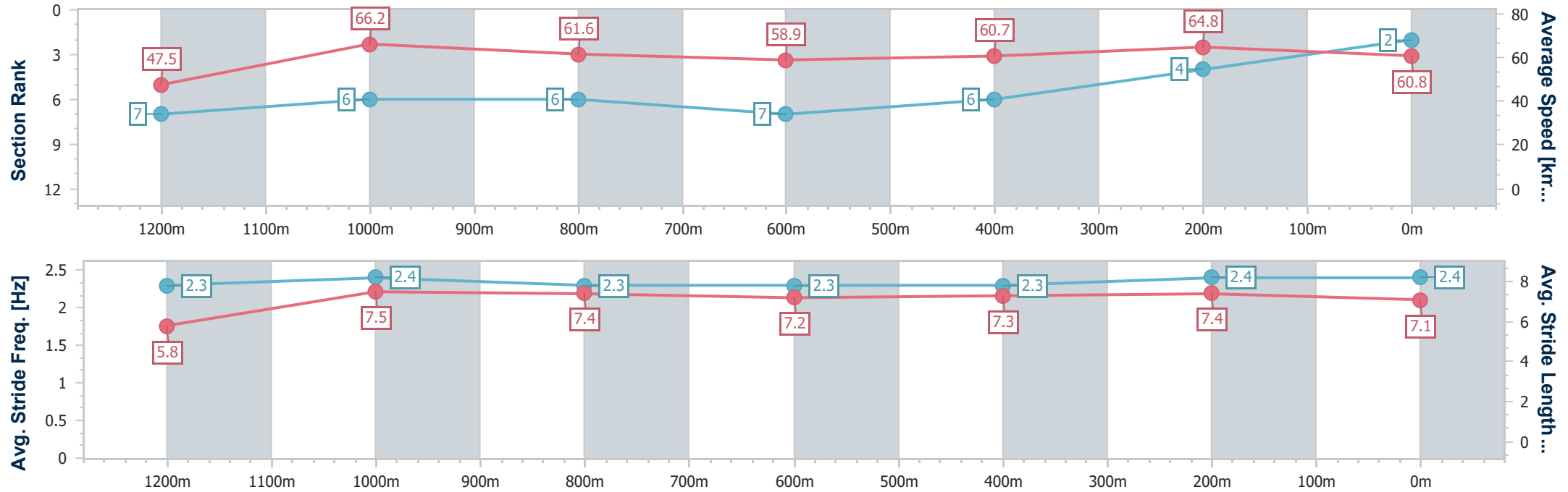


Doomben QLD Professional
Race 1: TEDDY BEARS PICNIC 3 AUGUST QTIS Two-Year-Old
Handicap - 1350m
13 July 2024 - 11:54
Track Rating: Soft 6, Weather: Overcast, Rail Position: +0.5m Entire



BRISBANE
RACING CLUB

Section	Overall	1200m	1000m	800m	600m	400m	200m						
Section Times	1:21.12 [2] (0:11.40)	1:09.72 [7] (0:10.89)	0:58.83 [6] (0:11.71)	0:47.12 [6] (0:12.31)	0:34.81 [7] (0:11.86)	0:22.95 [6] (0:11.12)	0:11.83 [4] (0:11.83)						
Average Speed [km/h]	47.5	66.2	61.6	58.9	60.7	64.8	60.8						
Top Speed [km/h]	65.1	67.3	64.6	60.2	63.4	65.7	63.5						
Avg. Dist. to Rail [m]	5.5	1.3	1.4	1.4	0.8	1.3	2.9						
Avg. Stride Freq. [Hz]	2.3	2.4	2.3	2.3	2.3	2.4	2.4						
Avg. Stride Length [m]	5.8	7.5	7.4	7.2	7.3	7.4	7.1						





Horse/Jockey Name	Bella Khadijah
Final Rank	3
Fastest Section Time (Section)	0:10.95 (1200m)
Top Speed [km/h] (Section)	66.9 (1200m)
Race State	Finished

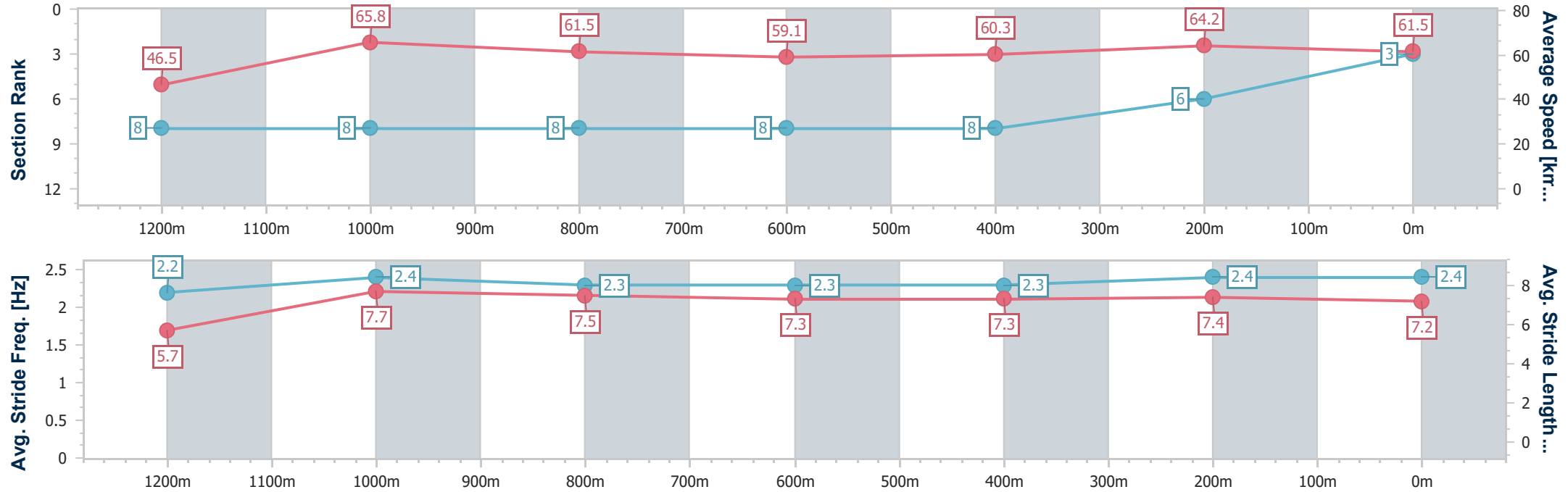


Doomben QLD Professional
Race 1: TEDDY BEARS PICNIC 3 AUGUST QTIS Two-Year-Old
Handicap - 1350m
13 July 2024 - 11:54
Track Rating: Soft 6, Weather: Overcast, Rail Position: +0.5m Entire



BRISBANE
RACING CLUB

Section	Overall	1200m	1000m	800m	600m	400m	200m						
Section Times	1:21.33 [3] (0:11.62)	1:09.71 [8] (0:10.95)	0:58.76 [8] (0:11.71)	0:47.05 [8] (0:12.25)	0:34.80 [8] (0:11.92)	0:22.88 [8] (0:11.19)	0:11.69 [6] (0:11.69)						
Average Speed [km/h]	46.5	65.8	61.5	59.1	60.3	64.2	61.5						
Top Speed [km/h]	63.4	66.9	64.5	60.4	61.9	65.2	63.5						
Avg. Dist. to Rail [m]	8.7	2.3	0.9	0.8	0.8	1.8	4.4						
Avg. Stride Freq. [Hz]	2.2	2.4	2.3	2.3	2.3	2.4	2.4						
Avg. Stride Length [m]	5.7	7.7	7.5	7.3	7.3	7.4	7.2						





Horse/Jockey Name	Goodlucktome
Final Rank	4
Fastest Section Time (Section)	0:10.82 (1200m)
Top Speed [km/h] (Section)	69.1 (1200m)
Race State	Finished

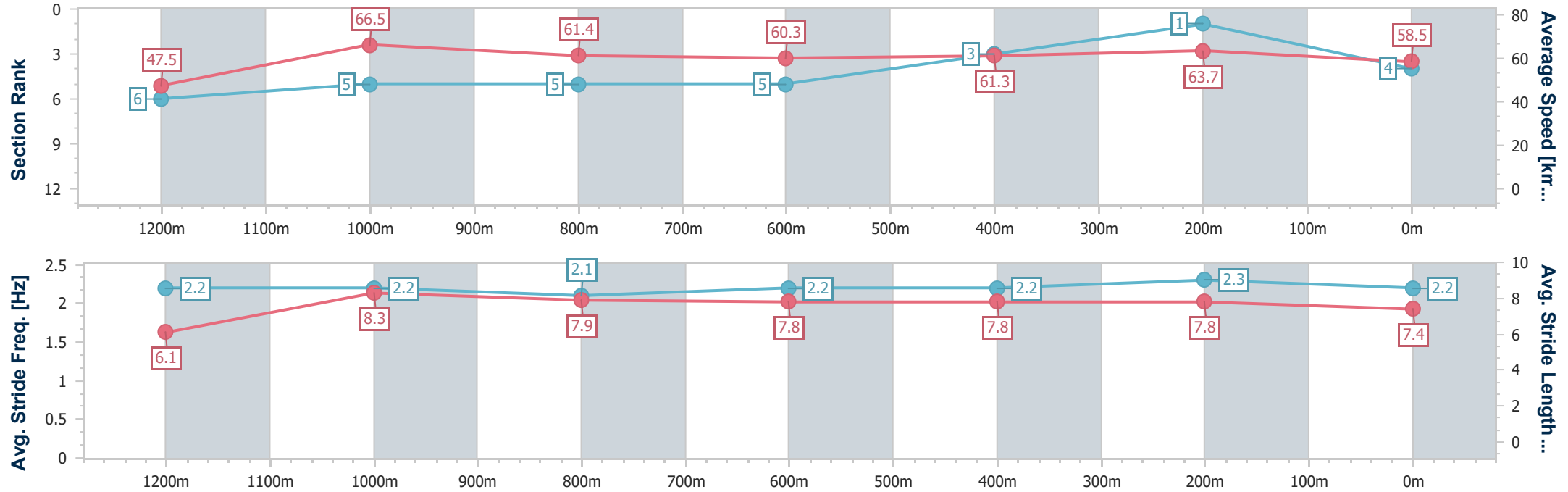


Doomben QLD Professional
Race 1: TEDDY BEARS PICNIC 3 AUGUST QTIS Two-Year-Old
Handicap - 1350m
13 July 2024 - 11:54
Track Rating: Soft 6, Weather: Overcast, Rail Position: +0.5m Entire



BRISBANE
RACING CLUB

Section	Overall	1200m	1000m	800m	600m	400m	200m						
Section Times	1:21.52 [4] (0:11.36)	1:10.16 [6] (0:10.82)	0:59.34 [5] (0:11.77)	0:47.57 [5] (0:12.10)	0:35.47 [5] (0:11.85)	0:23.62 [3] (0:11.30)	0:12.32 [1] (0:12.32)						
Average Speed [km/h]	47.5	66.5	61.4	60.3	61.3	63.7	58.5						
Top Speed [km/h]	64.0	69.1	65.1	60.9	62.9	65.2	62.7						
Avg. Dist. to Rail [m]	6.4	3.1	2.0	2.3	1.4	0.4	1.8						
Avg. Stride Freq. [Hz]	2.2	2.2	2.1	2.2	2.2	2.3	2.2						
Avg. Stride Length [m]	6.1	8.3	7.9	7.8	7.8	7.8	7.4						





Horse/Jockey Name	Indubitably
Final Rank	5
Fastest Section Time (Section)	0:10.89 (1200m)
Top Speed [km/h] (Section)	67.4 (1200m)
Race State	Finished

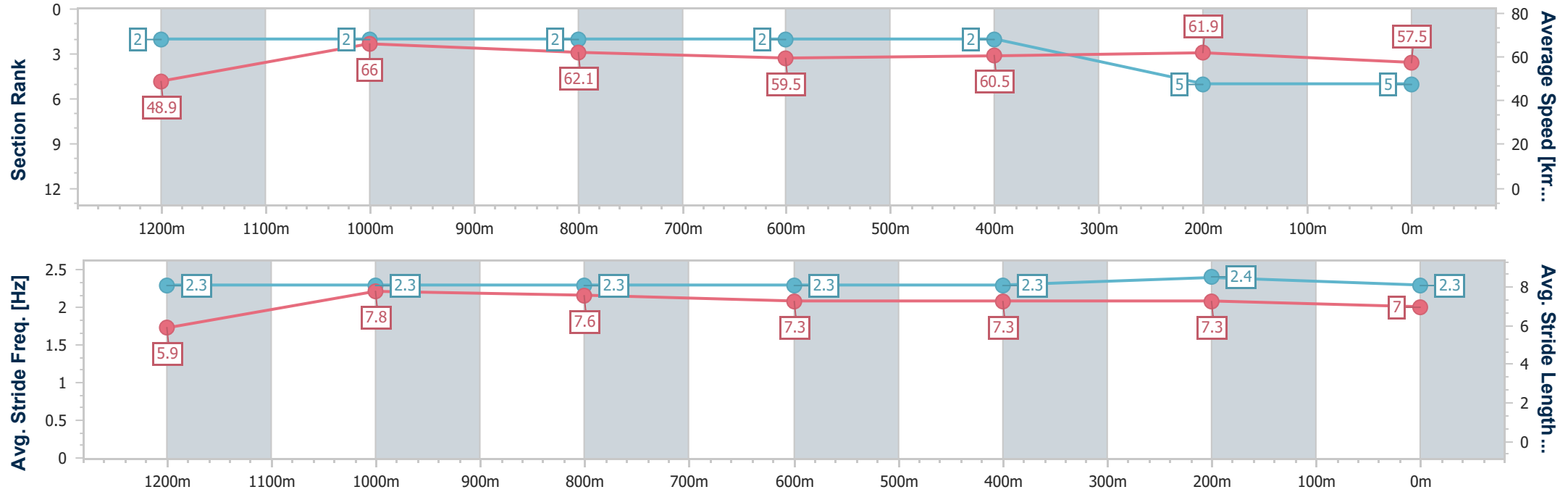


Doomben QLD Professional
Race 1: TEDDY BEARS PICNIC 3 AUGUST QTIS Two-Year-Old
Handicap - 1350m
13 July 2024 - 11:54
Track Rating: Soft 6, Weather: Overcast, Rail Position: +0.5m Entire



BRISBANE
RACING CLUB

Section	Overall	1200m	1000m	800m	600m	400m	200m						
Section Times	1:21.87 [5] (0:11.11)	1:10.76 [2] (0:10.89)	0:59.87 [2] (0:11.61)	0:48.26 [2] (0:12.18)	0:36.08 [2] (0:11.97)	0:24.11 [2] (0:11.61)	0:12.50 [5] (0:12.50)						
Average Speed [km/h]	48.9	66.0	62.1	59.5	60.5	61.9	57.5						
Top Speed [km/h]	66.9	67.4	65.4	60.1	62.1	63.0	60.2						
Avg. Dist. to Rail [m]	6.0	4.4	1.5	0.9	0.9	0.4	1.0						
Avg. Stride Freq. [Hz]	2.3	2.3	2.3	2.3	2.3	2.4	2.3						
Avg. Stride Length [m]	5.9	7.8	7.6	7.3	7.3	7.3	7.0						





Horse/Jockey Name	Miss Trustful
Final Rank	6
Fastest Section Time (Section)	0:10.90 (1200m)
Top Speed [km/h] (Section)	67.4 (1200m)
Race State	Finished

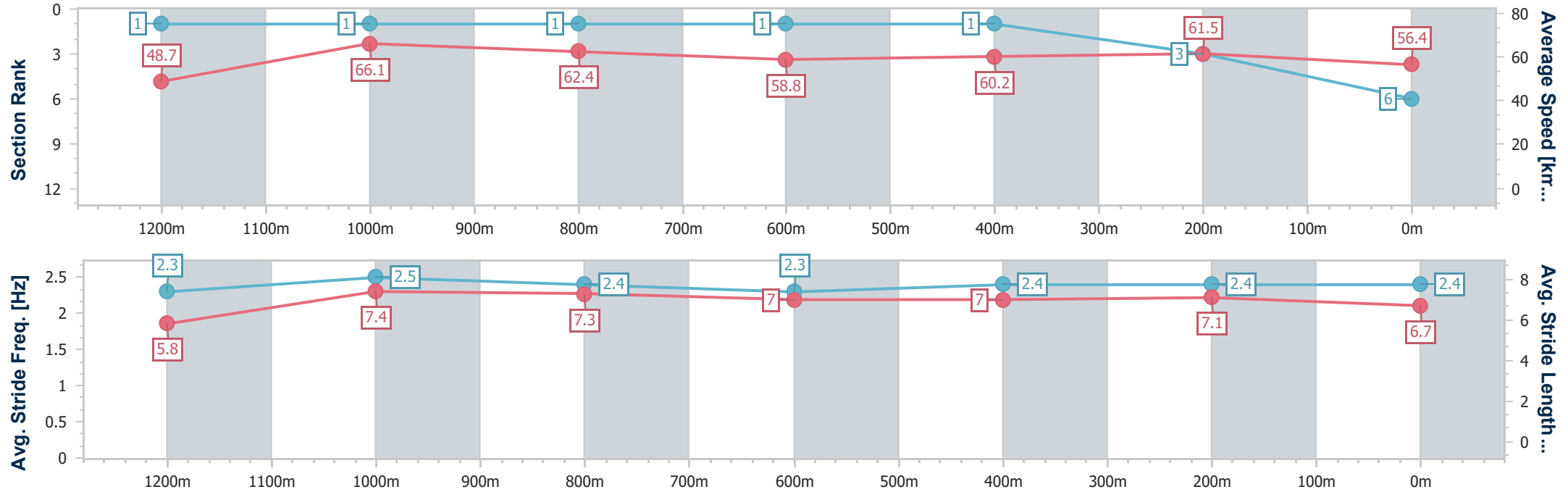


Doomben QLD Professional
Race 1: TEDDY BEARS PICNIC 3 AUGUST QTIS Two-Year-Old
Handicap - 1350m
13 July 2024 - 11:54
Track Rating: Soft 6, Weather: Overcast, Rail Position: +0.5m Entire



BRISBANE
RACING CLUB

Section	Overall	1200m	1000m	800m	600m	400m	200m						
Section Times	1:22.01 [6] (0:11.08)	1:10.93 [1] (0:10.90)	1:00.03 [1] (0:11.57)	0:48.46 [1] (0:12.17)	0:36.29 [1] (0:11.92)	0:24.37 [1] (0:11.63)	0:12.74 [3] (0:12.74)						
Average Speed [km/h]	48.7	66.1	62.4	58.8	60.2	61.5	56.4						
Top Speed [km/h]	66.9	67.4	64.8	59.9	61.7	62.3	60.2						
Avg. Dist. to Rail [m]	5.0	3.4	0.7	0.6	1.2	1.1	0.6						
Avg. Stride Freq. [Hz]	2.3	2.5	2.4	2.3	2.4	2.4	2.4						
Avg. Stride Length [m]	5.8	7.4	7.3	7.0	7.0	7.1	6.7						





Horse/Jockey Name	Healthy Suspicion
Final Rank	7
Fastest Section Time (Section)	0:11.03 (1200m)
Top Speed [km/h] (Section)	66.9 (1200m)
Race State	Finished

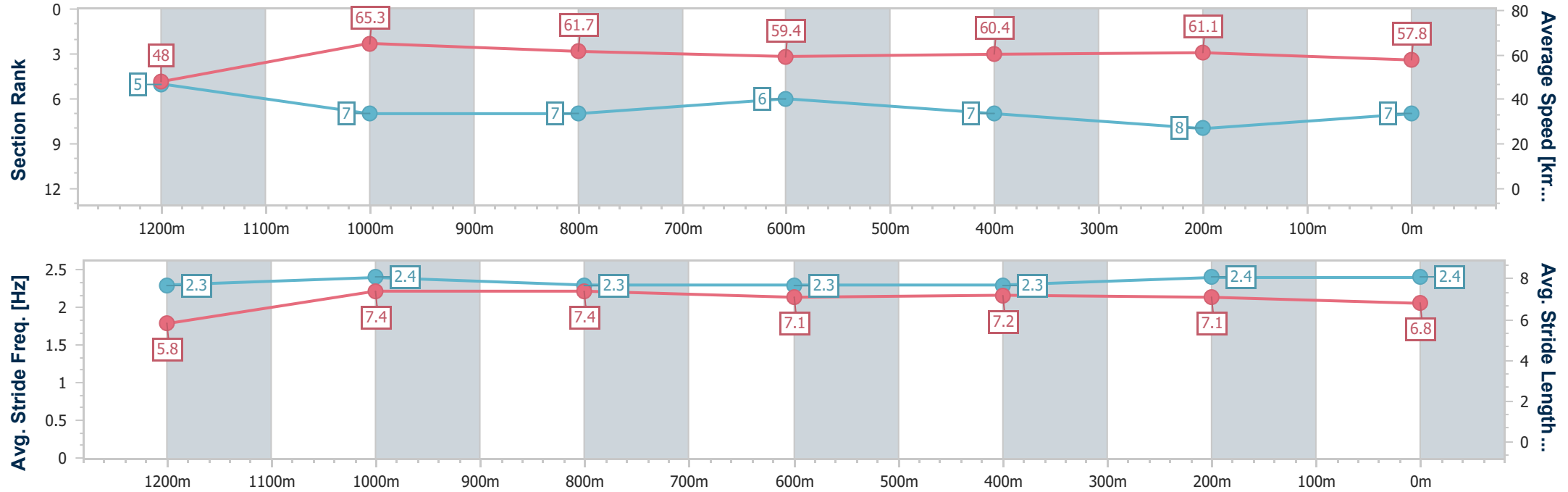


Doomben QLD Professional
Race 1: TEDDY BEARS PICNIC 3 AUGUST QTIS Two-Year-Old
Handicap - 1350m
13 July 2024 - 11:54
Track Rating: Soft 6, Weather: Overcast, Rail Position: +0.5m Entire



BRISBANE
RACING CLUB

Section	Overall	1200m	1000m	800m	600m	400m	200m						
Section Times	1:22.46 [7] (0:11.29)	1:11.17 [5] (0:11.03)	1:00.14 [7] (0:11.69)	0:48.45 [7] (0:12.20)	0:36.25 [6] (0:11.98)	0:24.27 [7] (0:11.77)	0:12.50 [8] (0:12.50)						
Average Speed [km/h]	48.0	65.3	61.7	59.4	60.4	61.1	57.8						
Top Speed [km/h]	63.3	66.9	64.2	60.4	61.4	62.6	60.6						
Avg. Dist. to Rail [m]	3.9	2.7	1.8	1.5	0.9	2.4	4.2						
Avg. Stride Freq. [Hz]	2.3	2.4	2.3	2.3	2.3	2.4	2.4						
Avg. Stride Length [m]	5.8	7.4	7.4	7.1	7.2	7.1	6.8						





Horse/Jockey Name	River Rogue
Final Rank	8
Fastest Section Time (Section)	0:10.99 (1200m)
Top Speed [km/h] (Section)	66.5 (1200m)
Race State	Finished

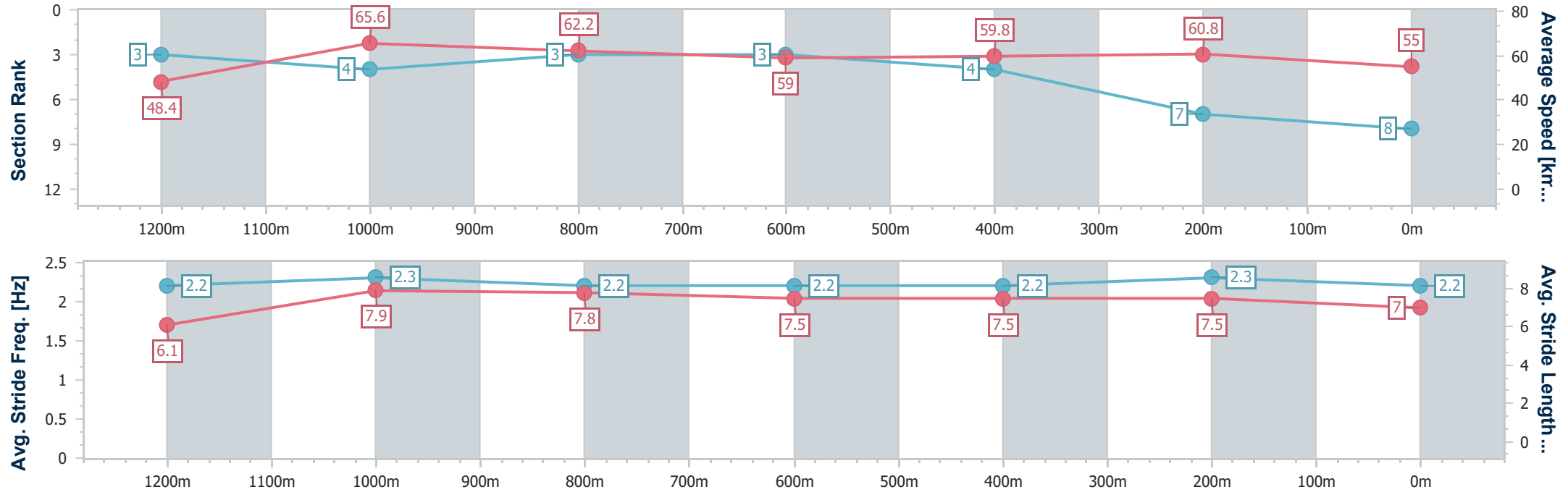


Doomben QLD Professional
Race 1: TEDDY BEARS PICNIC 3 AUGUST QTIS Two-Year-Old
Handicap - 1350m
13 July 2024 - 11:54
Track Rating: Soft 6, Weather: Overcast, Rail Position: +0.5m Entire



BRISBANE
RACING CLUB

Section	Overall	1200m	1000m	800m	600m	400m	200m						
Section Times	1:22.86 [8] (0:11.16)	1:11.70 [3] (0:10.99)	1:00.71 [4] (0:11.57)	0:49.14 [3] (0:12.25)	0:36.89 [3] (0:11.97)	0:24.92 [4] (0:11.80)	0:13.12 [7] (0:13.12)						
Average Speed [km/h]	48.4	65.6	62.2	59.0	59.8	60.8	55.0						
Top Speed [km/h]	65.7	66.5	64.9	60.8	61.4	61.8	59.1						
Avg. Dist. to Rail [m]	1.5	0.9	0.4	0.6	0.6	1.1	1.5						
Avg. Stride Freq. [Hz]	2.2	2.3	2.2	2.2	2.2	2.3	2.2						
Avg. Stride Length [m]	6.1	7.9	7.8	7.5	7.5	7.5	7.0						





Horse/Jockey Name	Sodamcute
Final Rank	9
Fastest Section Time (Section)	0:11.01 (1200m)
Top Speed [km/h] (Section)	67.1 (1200m)
Race State	Finished

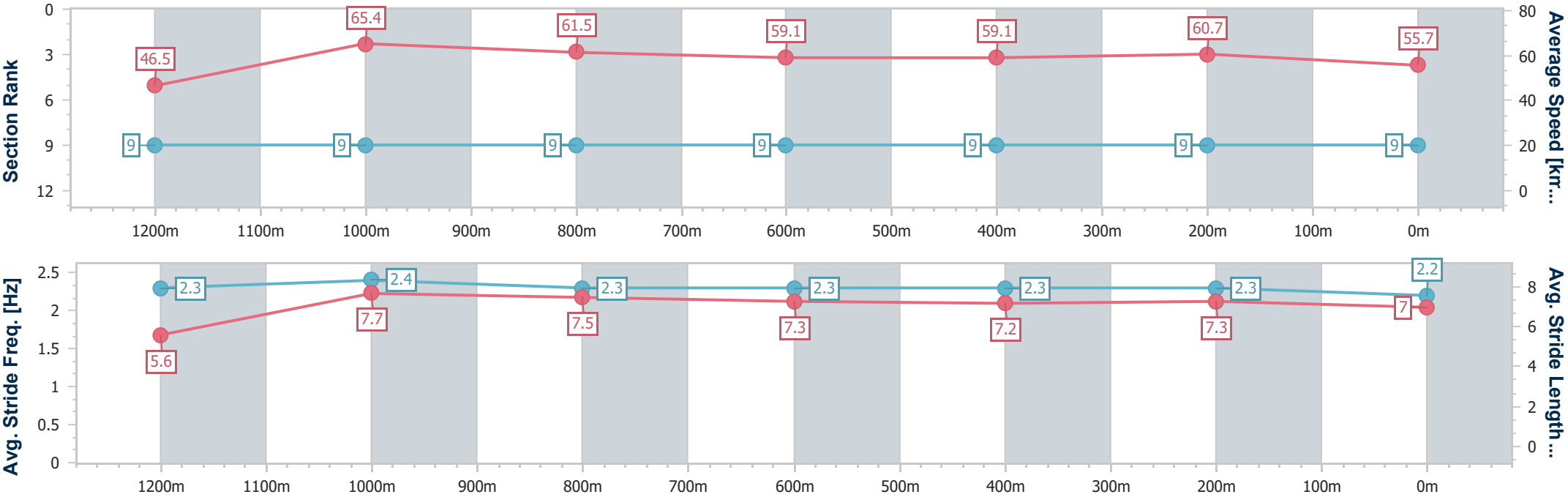


Doomben QLD Professional
Race 1: TEDDY BEARS PICNIC 3 AUGUST QTIS Two-Year-Old
Handicap - 1350m
13 July 2024 - 11:54
Track Rating: Soft 6, Weather: Overcast, Rail Position: +0.5m Entire



BRISBANE
RACING CLUB

Section	Overall	1200m	1000m	800m	600m	400m	200m						
Section Times	1:23.42 [9] (0:11.66)	1:11.76 [9] (0:11.01)	1:00.75 [9] (0:11.75)	0:49.00 [9] (0:12.20)	0:36.80 [9] (0:12.07)	0:24.73 [9] (0:11.78)	0:12.95 [9] (0:12.95)						
Average Speed [km/h]	46.5	65.4	61.5	59.1	59.1	60.7	55.7						
Top Speed [km/h]	66.0	67.1	64.2	60.0	60.3	61.9	59.5						
Avg. Dist. to Rail [m]	6.5	1.2	1.2	0.3	1.2	1.3	0.7						
Avg. Stride Freq. [Hz]	2.3	2.4	2.3	2.3	2.3	2.3	2.2						
Avg. Stride Length [m]	5.6	7.7	7.5	7.3	7.2	7.3	7.0						





Doomben QLD Professional
Race 2: THE GIBSON Colts, Geldings and Entires BENCHMARK 78
Handicap - 1110m
13 July 2024 - 12:29



Track Rating: Soft 6, Weather: Overcast, Rail Position: +0.5m Entire

Section						Overall	1000m	800m	600m	400m	200m	Last 600m			
Field Times						1:04.80 (0:08.63)	0:56.17 (0:10.24)	0:45.93 (0:10.64)	0:35.29 (0:11.37)	0:23.92 (0:11.66)	0:12.26 (0:12.26)	0:35.29			
Rank	TAB	Horse/Jockey	Barrier	Top Speed [km/h]	Fastest Section									Margin	Distance Travelled [m]
1	5	BRERETON	4	69.8	0:08.72	1:04.80 [1]	0:56.08 [3]	0:45.57 [3]	0:34.78 [4]	0:23.37 [4]	0:11.98 [3]	1:04.80	0:34.78		
		Vlad Duric		1000m	Overall	(0:08.72)	(0:10.51)	(0:10.79)	(0:11.41)	(0:11.39)	(0:11.98)				
2	4	PLUNDERING	5	69.9	0:08.76	1:04.91 [2]	0:56.15 [4]	0:45.57 [6]	0:34.73 [5]	0:23.35 [5]	0:11.94 [4]	0.67L	0:34.73	+3	
		Jag Guthmann-Chester		1000m	Overall	(0:08.76)	(0:10.58)	(0:10.84)	(0:11.38)	(0:11.41)	(0:11.94)				
3	1	SAFEWORK	3	68.6	0:08.76	1:04.96 [3]	0:56.20 [5]	0:45.56 [7]	0:34.73 [7]	0:23.28 [7]	0:11.98 [5]	0.96L	0:34.73	-2	
		Marnu Potgieter		1000m	Overall	(0:08.76)	(0:10.64)	(0:10.83)	(0:11.45)	(0:11.30)	(0:11.98)				
4	3	MUSCHIALLI	1	69.0	0:08.66	1:04.98 [4]	0:56.32 [2]	0:45.69 [4]	0:34.79 [6]	0:23.39 [6]	0:11.99 [6]	1.06L	0:34.79	-5	
		Angela Jones		1000m	Overall	(0:08.66)	(0:10.63)	(0:10.90)	(0:11.40)	(0:11.40)	(0:11.99)				
5	7	MR GALAZI	2	70.6	0:09.23	1:05.11 [5]	0:55.88 [9]	0:45.98 [2]	0:35.35 [2]	0:24.11 [2]	0:12.51 [2]	1.83L	0:35.35	-10	
		Georgina Cartwright		1000m	Overall	(0:09.23)	(0:09.90)	(0:10.63)	(0:11.24)	(0:11.60)	(0:12.51)				
6	2	ECONOMICS	10	70.2	0:08.84	1:05.24 [6]	0:56.40 [7]	0:46.37 [1]	0:35.73 [1]	0:24.36 [1]	0:12.70 [1]	2.59L	0:35.73	-4	
		Jake Bayliss		1000m	Overall	(0:08.84)	(0:10.03)	(0:10.64)	(0:11.37)	(0:11.66)	(0:12.70)				
7	6	STRIPPED BACK	8	68.5	0:09.06	1:05.63 [7]	0:56.57 [8]	0:45.77 [9]	0:34.73 [9]	0:23.59 [8]	0:12.28 [8]	4.87L	0:34.73	-4	
		Michael Rodd		1000m	Overall	(0:09.06)	(0:10.80)	(0:11.04)	(0:11.14)	(0:11.31)	(0:12.28)				
8	8	TOO HARD TO REFUSE	7	70.9	0:08.82	1:05.85 [8]	0:57.03 [6]	0:46.51 [5]	0:35.89 [3]	0:24.53 [3]	0:12.86 [7]	6.22L	0:35.89	+2	
		Jim Byrne		1000m	Overall	(0:08.82)	(0:10.52)	(0:10.62)	(0:11.36)	(0:11.67)	(0:12.86)				
9	9	CELESTIAL SOL	6	67.6	0:08.63	1:07.16 [9]	0:58.53 [1]	0:47.46 [8]	0:36.47 [8]	0:25.10 [9]	0:13.44 [9]	13.91L	0:36.47	+3	
		Samantha Collett		800m	Overall	(0:08.63)	(0:11.07)	(0:10.99)	(0:11.37)	(0:11.66)	(0:13.44)				

Scratched: Enabler (#10)



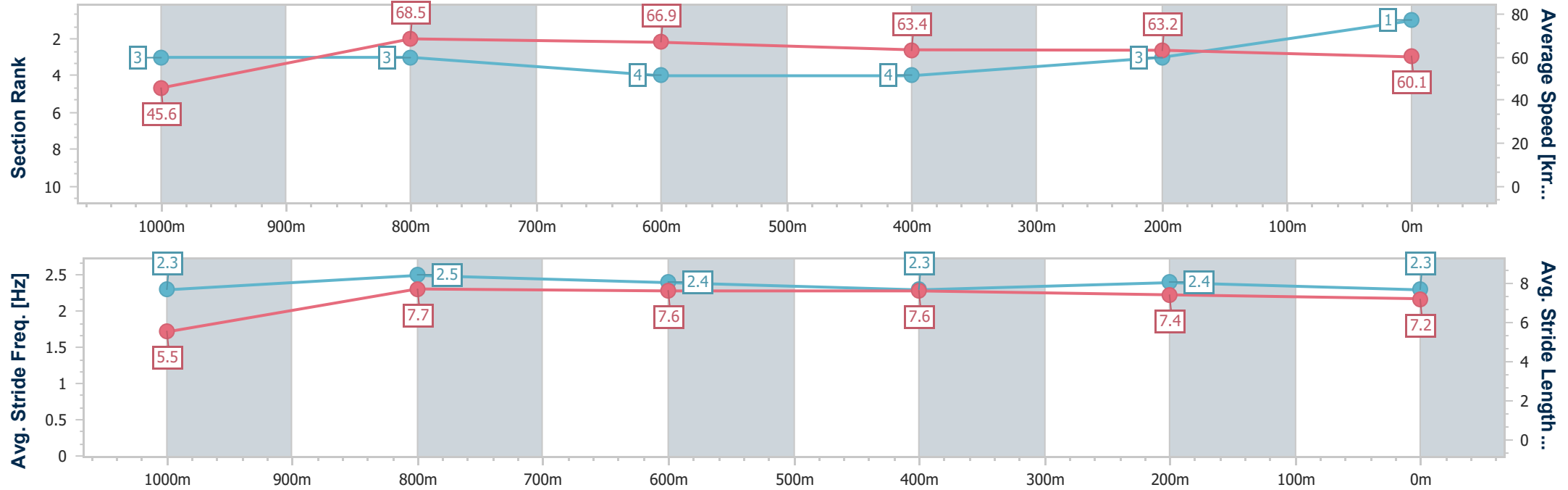
Horse/Jockey Name	Brereton
Final Rank	1
Fastest Section Time (Section)	0:08.72 (Overall)
Top Speed [km/h] (Section)	69.8 (1000m)
Race State	Finished



Doomben QLD Professional
Race 2: THE GIBSON Colts, Geldings and Entires
BENCHMARK 78 Handicap - 1110m
13 July 2024 - 12:29
Track Rating: Soft 6, Weather: Overcast, Rail Position: +0.5m Entire



Section	Overall	1000m	800m	600m	400m	200m								
Section Times	1:04.80 [1] (0:08.72)	0:56.08 [3] (0:10.51)	0:45.57 [3] (0:10.79)	0:34.78 [4] (0:11.41)	0:23.37 [4] (0:11.39)	0:11.98 [3] (0:11.98)								
Average Speed [km/h]	45.6	68.5	66.9	63.4	63.2	60.1								
Top Speed [km/h]	68.5	69.8	69.5	64.8	64.8	64.3								
Avg. Dist. to Rail [m]	5.2	1.6	0.8	0.5	1.6	4.7								
Avg. Stride Freq. [Hz]	2.3	2.5	2.4	2.3	2.4	2.3								
Avg. Stride Length [m]	5.5	7.7	7.6	7.6	7.4	7.2								





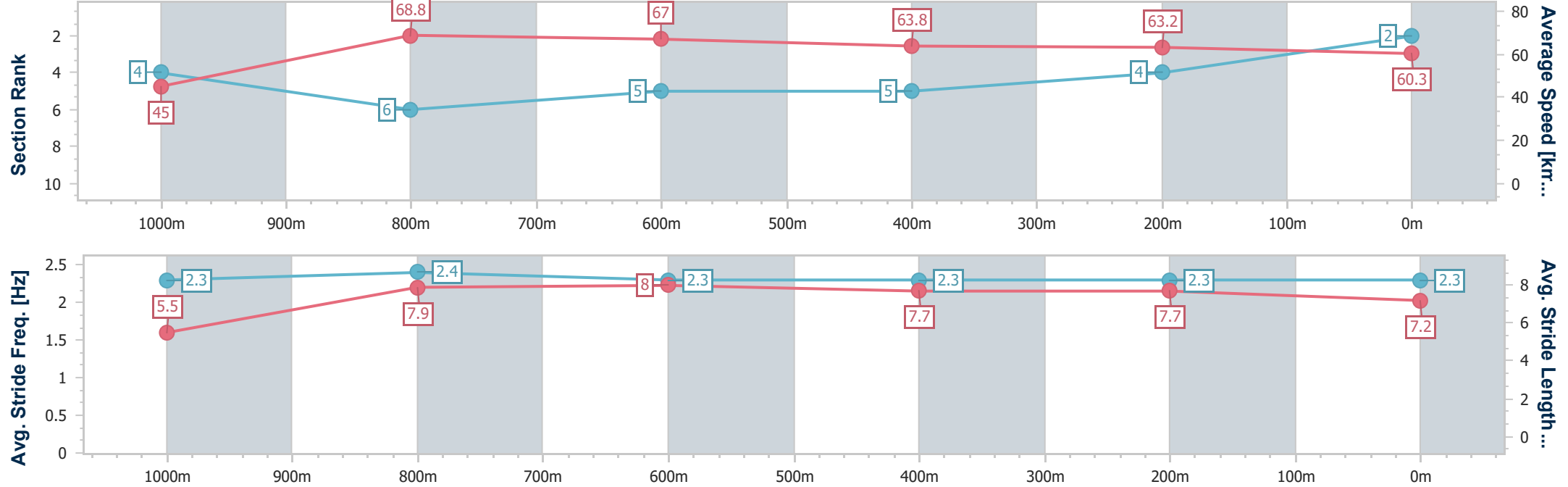
Horse/Jockey Name	Plundering
Final Rank	2
Fastest Section Time (Section)	0:08.76 (Overall)
Top Speed [km/h] (Section)	69.9 (1000m)
Race State	Finished



Doomben QLD Professional
Race 2: THE GIBSON Colts, Geldings and Entires
BENCHMARK 78 Handicap - 1110m
13 July 2024 - 12:29
Track Rating: Soft 6, Weather: Overcast, Rail Position: +0.5m Entire



Section	Overall	1000m	800m	600m	400m	200m								
Section Times	1:04.91 [2] (0:08.76)	0:56.15 [4] (0:10.58)	0:45.57 [6] (0:10.84)	0:34.73 [5] (0:11.38)	0:23.35 [5] (0:11.41)	0:11.94 [4] (0:11.94)								
Average Speed [km/h]	45.0	68.8	67.0	63.8	63.2	60.3								
Top Speed [km/h]	65.3	69.9	69.5	65.1	64.1	62.7								
Avg. Dist. to Rail [m]	6.1	2.7	2.0	1.7	2.7	7.0								
Avg. Stride Freq. [Hz]	2.3	2.4	2.3	2.3	2.3	2.3								
Avg. Stride Length [m]	5.5	7.9	8.0	7.7	7.7	7.2								





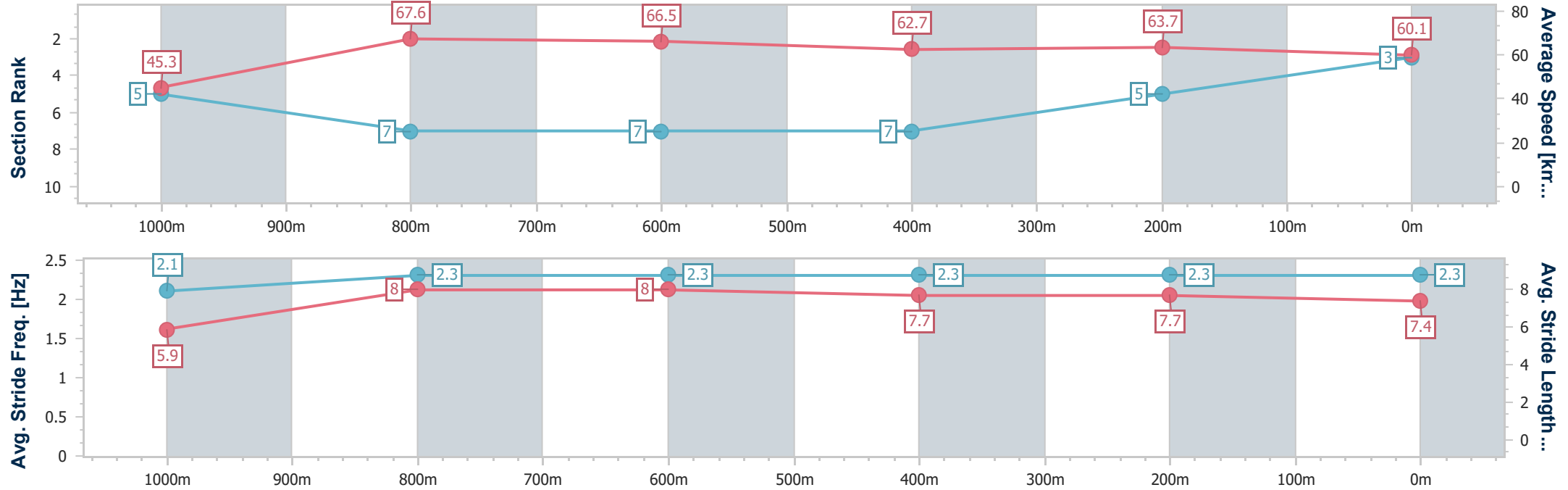
Horse/Jockey Name	Safework
Final Rank	3
Fastest Section Time (Section)	0:08.76 (Overall)
Top Speed [km/h] (Section)	68.6 (1000m)
Race State	Finished



Doomben QLD Professional
Race 2: THE GIBSON Colts, Geldings and Entires
BENCHMARK 78 Handicap - 1110m
13 July 2024 - 12:29
Track Rating: Soft 6, Weather: Overcast, Rail Position: +0.5m Entire



Section	Overall	1000m	800m	600m	400m	200m							
Section Times	1:04.96 [3] (0:08.76)	0:56.20 [5] (0:10.64)	0:45.56 [7] (0:10.83)	0:34.73 [7] (0:11.45)	0:23.28 [7] (0:11.30)	0:11.98 [5] (0:11.98)							
Average Speed [km/h]	45.3	67.6	66.5	62.7	63.7	60.1							
Top Speed [km/h]	65.7	68.6	68.3	64.1	64.7	63.3							
Avg. Dist. to Rail [m]	2.9	0.7	0.4	0.3	0.4	1.6							
Avg. Stride Freq. [Hz]	2.1	2.3	2.3	2.3	2.3	2.3							
Avg. Stride Length [m]	5.9	8.0	8.0	7.7	7.7	7.4							





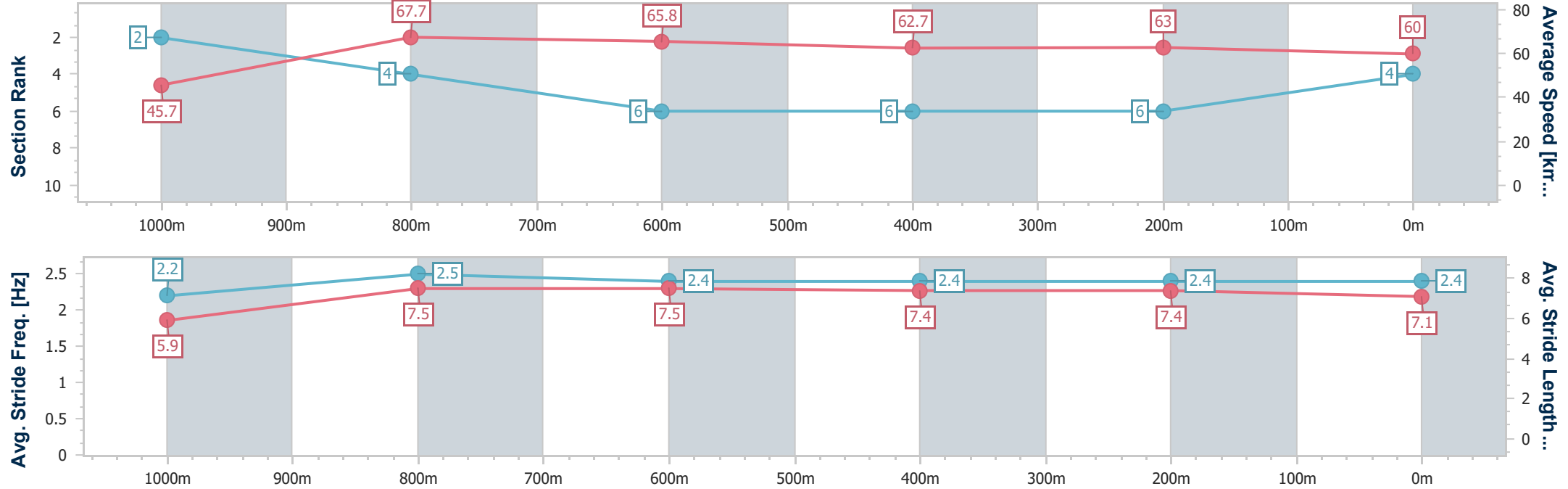
Horse/Jockey Name	Muschialli
Final Rank	4
Fastest Section Time (Section)	0:08.66 (Overall)
Top Speed [km/h] (Section)	69.0 (1000m)
Race State	Finished



Doomben QLD Professional
Race 2: THE GIBSON Colts, Geldings and Entires
BENCHMARK 78 Handicap - 1110m
13 July 2024 - 12:29
Track Rating: Soft 6, Weather: Overcast, Rail Position: +0.5m Entire



Section	Overall	1000m	800m	600m	400m	200m								
Section Times	1:04.98 [4] (0:08.66)	0:56.32 [2] (0:10.63)	0:45.69 [4] (0:10.90)	0:34.79 [6] (0:11.40)	0:23.39 [6] (0:11.40)	0:11.99 [6] (0:11.99)								
Average Speed [km/h]	45.7	67.7	65.8	62.7	63.0	60.0								
Top Speed [km/h]	66.1	69.0	67.9	64.1	63.6	63.2								
Avg. Dist. to Rail [m]	1.5	0.6	0.7	0.8	2.2	3.9								
Avg. Stride Freq. [Hz]	2.2	2.5	2.4	2.4	2.4	2.4								
Avg. Stride Length [m]	5.9	7.5	7.5	7.4	7.4	7.1								





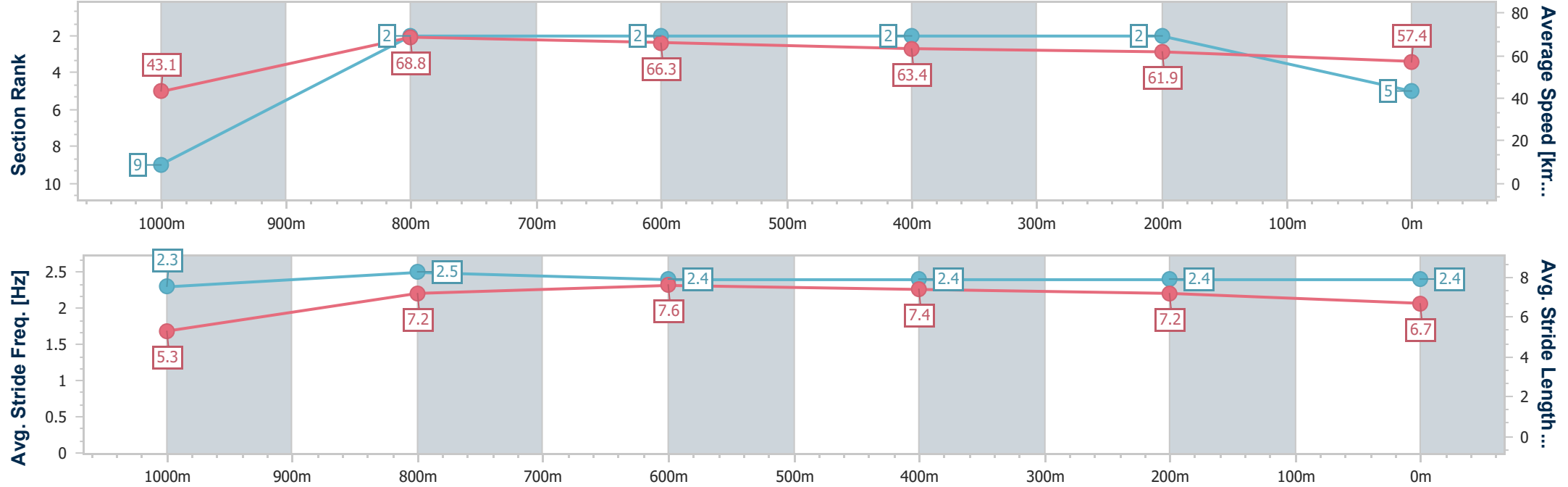
Horse/Jockey Name	Mr Galazi
Final Rank	5
Fastest Section Time (Section)	0:09.23 (Overall)
Top Speed [km/h] (Section)	70.6 (1000m)
Race State	Finished



Doomben QLD Professional
Race 2: THE GIBSON Colts, Geldings and Entires
BENCHMARK 78 Handicap - 1110m
13 July 2024 - 12:29
Track Rating: Soft 6, Weather: Overcast, Rail Position: +0.5m Entire



Section	Overall	1000m	800m	600m	400m	200m							
Section Times	1:05.11 [5] (0:09.23)	0:55.88 [9] (0:09.90)	0:45.98 [2] (0:10.63)	0:35.35 [2] (0:11.24)	0:24.11 [2] (0:11.60)	0:12.51 [2] (0:12.51)							
Average Speed [km/h]	43.1	68.8	66.3	63.4	61.9	57.4							
Top Speed [km/h]	69.4	70.6	69.0	64.7	62.6	61.0							
Avg. Dist. to Rail [m]	2.0	2.1	4.3	2.0	1.4	1.5							
Avg. Stride Freq. [Hz]	2.3	2.5	2.4	2.4	2.4	2.4							
Avg. Stride Length [m]	5.3	7.2	7.6	7.4	7.2	6.7							





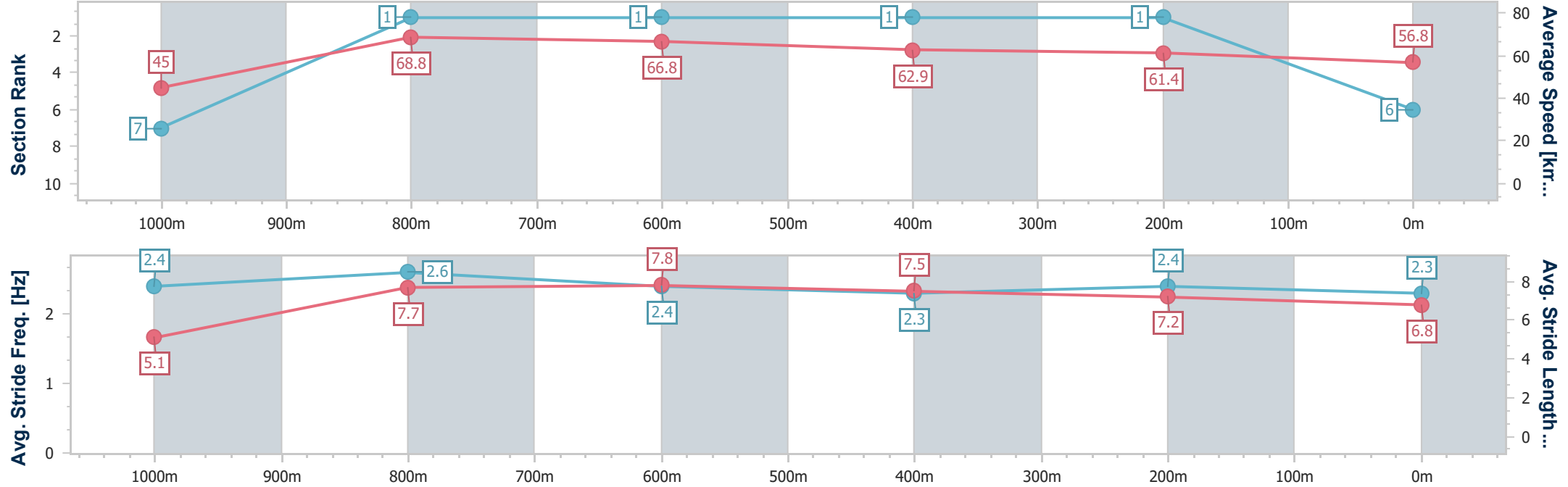
Horse/Jockey Name	Economics
Final Rank	6
Fastest Section Time (Section)	0:08.84 (Overall)
Top Speed [km/h] (Section)	70.2 (1000m)
Race State	Finished



Doomben QLD Professional
Race 2: THE GIBSON Colts, Geldings and Entires
BENCHMARK 78 Handicap - 1110m
13 July 2024 - 12:29
Track Rating: Soft 6, Weather: Overcast, Rail Position: +0.5m Entire



Section	Overall	1000m	800m	600m	400m	200m							
Section Times	1:05.24 [6] (0:08.84)	0:56.40 [7] (0:10.03)	0:46.37 [1] (0:10.64)	0:35.73 [1] (0:11.37)	0:24.36 [1] (0:11.66)	0:12.70 [1] (0:12.70)							
Average Speed [km/h]	45.0	68.8	66.8	62.9	61.4	56.8							
Top Speed [km/h]	68.4	70.2	69.2	65.1	62.5	60.8							
Avg. Dist. to Rail [m]	8.9	2.7	1.4	1.1	1.5	1.0							
Avg. Stride Freq. [Hz]	2.4	2.6	2.4	2.3	2.4	2.3							
Avg. Stride Length [m]	5.1	7.7	7.8	7.5	7.2	6.8							





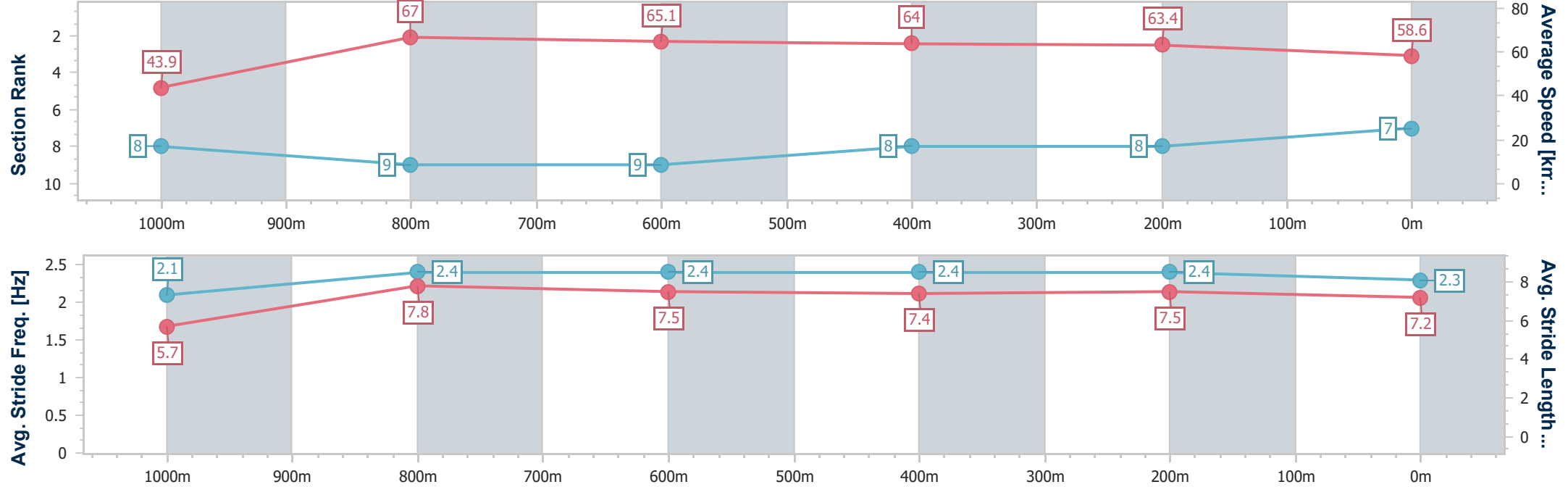
Horse/Jockey Name	Stripped Back
Final Rank	7
Fastest Section Time (Section)	0:09.06 (Overall)
Top Speed [km/h] (Section)	68.5 (1000m)
Race State	Finished



Doomben QLD Professional
Race 2: THE GIBSON Colts, Geldings and Entires
BENCHMARK 78 Handicap - 1110m
13 July 2024 - 12:29
Track Rating: Soft 6, Weather: Overcast, Rail Position: +0.5m Entire



Section	Overall	1000m	800m	600m	400m	200m							
Section Times	1:05.63 [7] (0:09.06)	0:56.57 [8] (0:10.80)	0:45.77 [9] (0:11.04)	0:34.73 [9] (0:11.14)	0:23.59 [8] (0:11.31)	0:12.28 [8] (0:12.28)							
Average Speed [km/h]	43.9	67.0	65.1	64.0	63.4	58.6							
Top Speed [km/h]	63.3	68.5	66.0	64.7	64.7	62.1							
Avg. Dist. to Rail [m]	7.4	1.3	0.6	1.4	2.2	3.8							
Avg. Stride Freq. [Hz]	2.1	2.4	2.4	2.4	2.4	2.3							
Avg. Stride Length [m]	5.7	7.8	7.5	7.4	7.5	7.2							





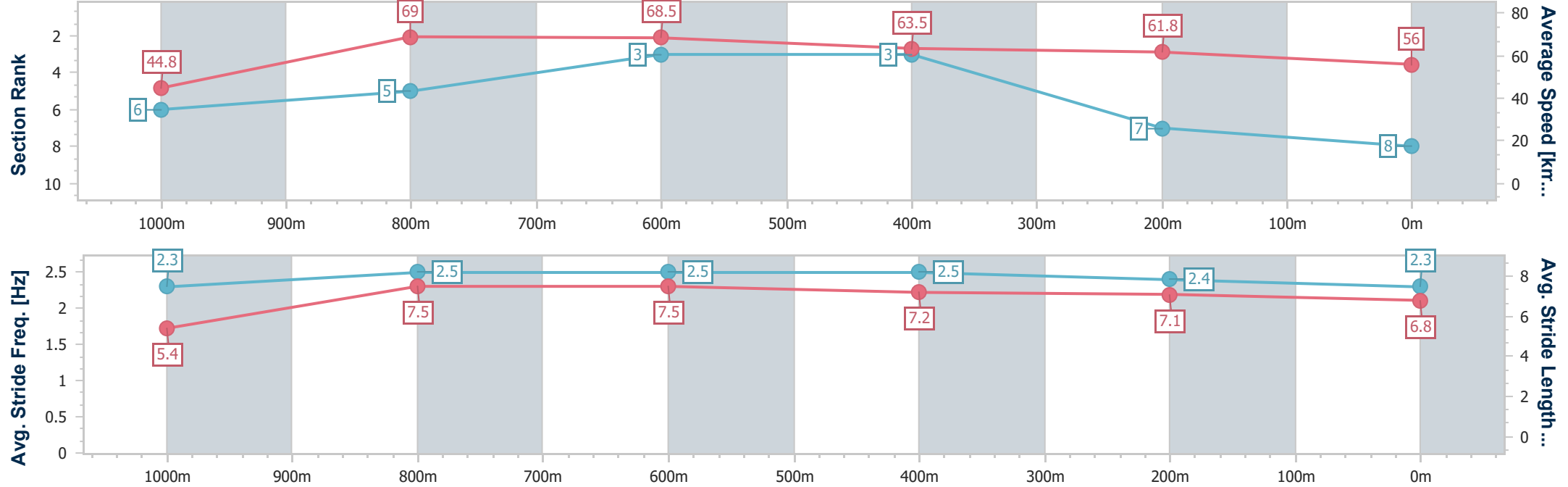
Horse/Jockey Name	Too Hard To Refuse
Final Rank	8
Fastest Section Time (Section)	0:08.82 (Overall)
Top Speed [km/h] (Section)	70.9 (1000m)
Race State	Finished



Doomben QLD Professional
Race 2: THE GIBSON Colts, Geldings and Entires
BENCHMARK 78 Handicap - 1110m
13 July 2024 - 12:29
Track Rating: Soft 6, Weather: Overcast, Rail Position: +0.5m Entire



Section	Overall	1000m	800m	600m	400m	200m							
Section Times	1:05.85 [8] (0:08.82)	0:57.03 [6] (0:10.52)	0:46.51 [5] (0:10.62)	0:35.89 [3] (0:11.36)	0:24.53 [3] (0:11.67)	0:12.86 [7] (0:12.86)							
Average Speed [km/h]	44.8	69.0	68.5	63.5	61.8	56.0							
Top Speed [km/h]	64.1	70.9	70.9	67.1	62.3	60.0							
Avg. Dist. to Rail [m]	6.9	4.3	1.5	0.8	1.8	4.8							
Avg. Stride Freq. [Hz]	2.3	2.5	2.5	2.5	2.4	2.3							
Avg. Stride Length [m]	5.4	7.5	7.5	7.2	7.1	6.8							





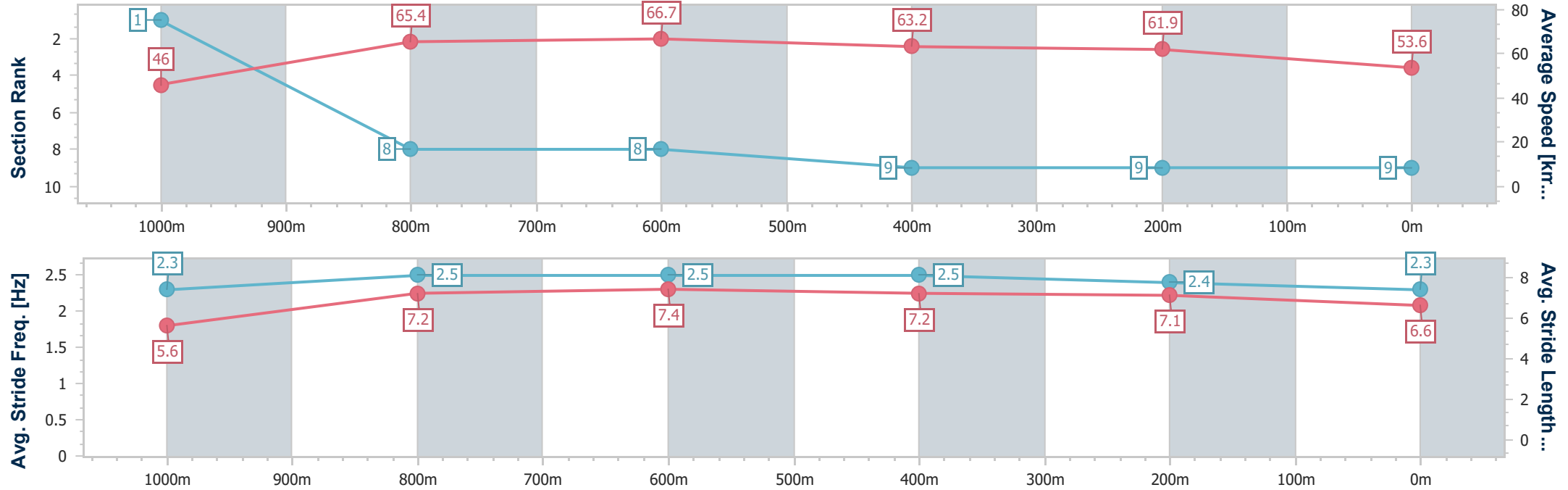
Horse/Jockey Name	Celestial Sol
Final Rank	9
Fastest Section Time (Section)	0:08.63 (Overall)
Top Speed [km/h] (Section)	67.6 (800m)
Race State	Finished



Doomben QLD Professional
Race 2: THE GIBSON Colts, Geldings and Entires
BENCHMARK 78 Handicap - 1110m
13 July 2024 - 12:29
Track Rating: Soft 6, Weather: Overcast, Rail Position: +0.5m Entire



Section	Overall	1000m	800m	600m	400m	200m							
Section Times	1:07.16 [9] (0:08.63)	0:58.53 [1] (0:11.07)	0:47.46 [8] (0:10.99)	0:36.47 [8] (0:11.37)	0:25.10 [9] (0:11.66)	0:13.44 [9] (0:13.44)							
Average Speed [km/h]	46.0	65.4	66.7	63.2	61.9	53.6							
Top Speed [km/h]	65.4	67.6	67.6	65.2	63.7	59.0							
Avg. Dist. to Rail [m]	6.4	4.0	2.5	0.4	2.1	2.2							
Avg. Stride Freq. [Hz]	2.3	2.5	2.5	2.5	2.4	2.3							
Avg. Stride Length [m]	5.6	7.2	7.4	7.2	7.1	6.6							





Doomben QLD Professional
Race 3: COUNTRY MUSIC RACEDAY ON SALE NOW QTIS Three-Year-Old Handicap - 1110m
13 July 2024 - 13:04



Track Rating: Soft 6, Weather: Overcast, Rail Position: +0.5m Entire

Section						Overall	1000m	800m	600m	400m	200m	Last 600m	
Field Times						1:04.21 (0:08.44)	0:55.77 (0:10.69)	0:45.08 (0:10.88)	0:34.20 (0:11.13)	0:23.07 (0:11.03)	0:12.04 (0:12.04)	0:34.20	
Rank	TAB	Horse/Jockey	Barrier	Top Speed [km/h]	Fastest Section							Margin	Distance Travelled [m]
1	6	INVINCIBLE SHIELD	1	68.8	0:08.44	1:04.21 [1]	0:55.77 [1]	0:45.08 [1]	0:34.20 [1]	0:23.07 [1]	0:12.04 [1]	1:04.21	0:34.20
		Angela Jones		1000m	Overall	(0:08.44)	(0:10.69)	(0:10.88)	(0:11.13)	(0:11.03)	(0:12.04)		
2	11	PRE EMINENCE	5	68.4	0:08.84	1:04.52 [2]	0:55.68 [2]	0:45.06 [2]	0:34.29 [2]	0:23.16 [2]	0:12.17 [2]	1.83L	0:34.29
		Tahlia Fenlon		1000m	Overall	(0:08.84)	(0:10.62)	(0:10.77)	(0:11.13)	(0:10.99)	(0:12.17)		-2
3	4	BOHEMIAN LAD	6	67.6	0:09.04	1:04.63 [3]	0:55.59 [5]	0:44.79 [4]	0:34.02 [4]	0:22.95 [4]	0:11.99 [3]	2.47L	0:34.02
		Kyle Wilson-Taylor		400m	Overall	(0:09.04)	(0:10.80)	(0:10.77)	(0:11.07)	(0:10.96)	(0:11.99)		-5
4	15	CRESSBROOK	7	67.7	0:08.98	1:04.65 [4]	0:55.67 [4]	0:44.78 [5]	0:33.96 [5]	0:22.90 [5]	0:11.90 [4]	2.57L	0:33.96
		Samantha Collett		1000m	Overall	(0:08.98)	(0:10.89)	(0:10.82)	(0:11.06)	(0:11.00)	(0:11.90)		-2
5	1	DEFIANT SPIRIT	3	67.8	0:08.86	1:06.51 [5]	0:57.65 [3]	0:46.86 [3]	0:36.04 [3]	0:25.01 [3]	0:13.68 [5]	13.53L	0:36.04
		Michael Rodd		1000m	Overall	(0:08.86)	(0:10.79)	(0:10.82)	(0:11.03)	(0:11.33)	(0:13.68)		-4

Scratched: Flag Hall (#2), Bold Comic (#3), Avone (#8), Californian (#9), The Inflictor (#12), Jukebox In Siberia (#13), Termagant (#14), Femme Fatale (#5), King Yoshi (#10), Allow Me (#7)



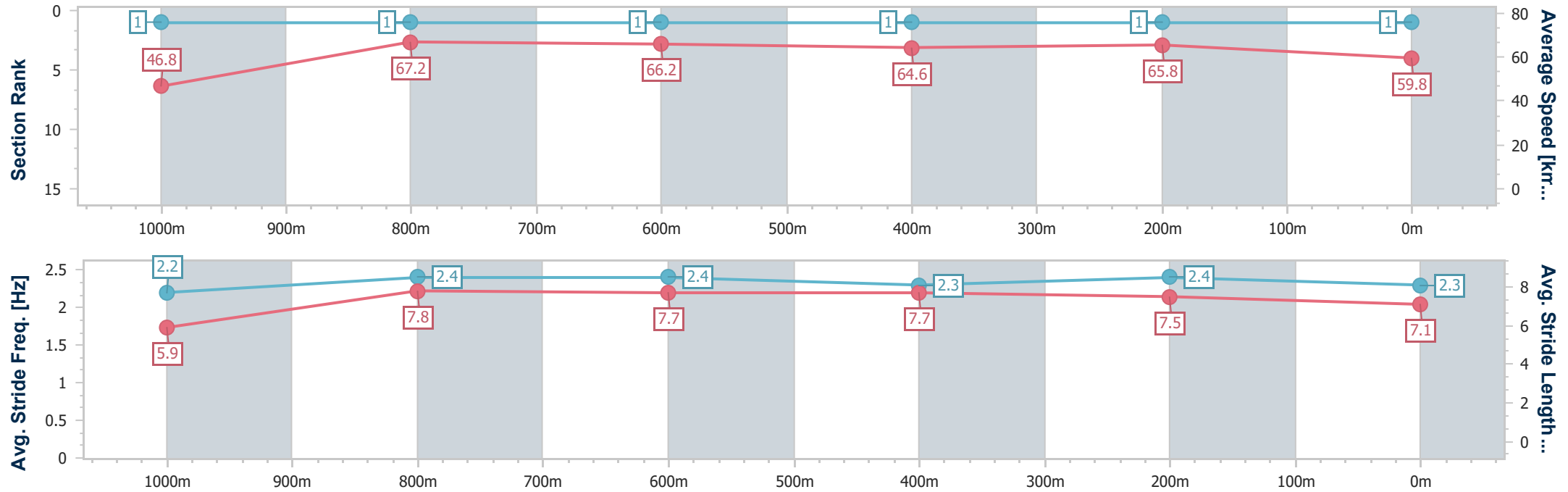
Horse/Jockey Name	Invincible Shield
Final Rank	1
Fastest Section Time (Section)	0:08.44 (Overall)
Top Speed [km/h] (Section)	68.8 (1000m)
Race State	Finished



Doomben QLD Professional
Race 3: COUNTRY MUSIC RACEDAY ON SALE NOW QTIS
Three-Year-Old Handicap - 1110m
13 July 2024 - 13:04
Track Rating: Soft 6, Weather: Overcast, Rail Position: +0.5m Entire



Section	Overall	1000m	800m	600m	400m	200m								
Section Times	1:04.21 [1] (0:08.44)	0:55.77 [1] (0:10.69)	0:45.08 [1] (0:10.88)	0:34.20 [1] (0:11.13)	0:23.07 [1] (0:11.03)	0:12.04 [1] (0:12.04)								
Average Speed [km/h]	46.8	67.2	66.2	64.6	65.8	59.8								
Top Speed [km/h]	65.0	68.8	67.2	65.5	66.7	63.6								
Avg. Dist. to Rail [m]	1.9	0.4	0.6	0.5	5.1	6.3								
Avg. Stride Freq. [Hz]	2.2	2.4	2.4	2.3	2.4	2.3								
Avg. Stride Length [m]	5.9	7.8	7.7	7.7	7.5	7.1								





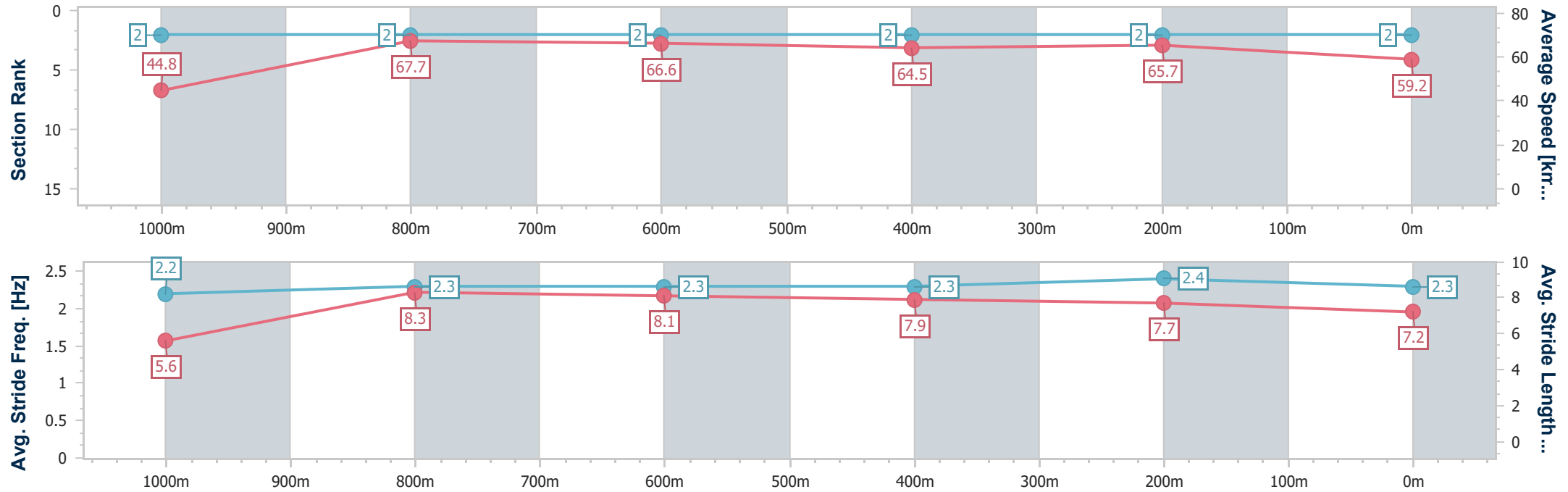
Horse/Jockey Name	Pre Eminence
Final Rank	2
Fastest Section Time (Section)	0:08.84 (Overall)
Top Speed [km/h] (Section)	68.4 (1000m)
Race State	Finished



Doomben QLD Professional
Race 3: COUNTRY MUSIC RACEDAY ON SALE NOW QTIS
Three-Year-Old Handicap - 1110m
13 July 2024 - 13:04
Track Rating: Soft 6, Weather: Overcast, Rail Position: +0.5m Entire



Section	Overall	1000m	800m	600m	400m	200m								
Section Times	1:04.52 [2] (0:08.84)	0:55.68 [2] (0:10.62)	0:45.06 [2] (0:10.77)	0:34.29 [2] (0:11.13)	0:23.16 [2] (0:10.99)	0:12.17 [2] (0:12.17)								
Average Speed [km/h]	44.8	67.7	66.6	64.5	65.7	59.2								
Top Speed [km/h]	66.2	68.4	67.1	65.8	66.6	63.7								
Avg. Dist. to Rail [m]	3.3	1.1	1.2	0.2	2.2	4.9								
Avg. Stride Freq. [Hz]	2.2	2.3	2.3	2.3	2.4	2.3								
Avg. Stride Length [m]	5.6	8.3	8.1	7.9	7.7	7.2								





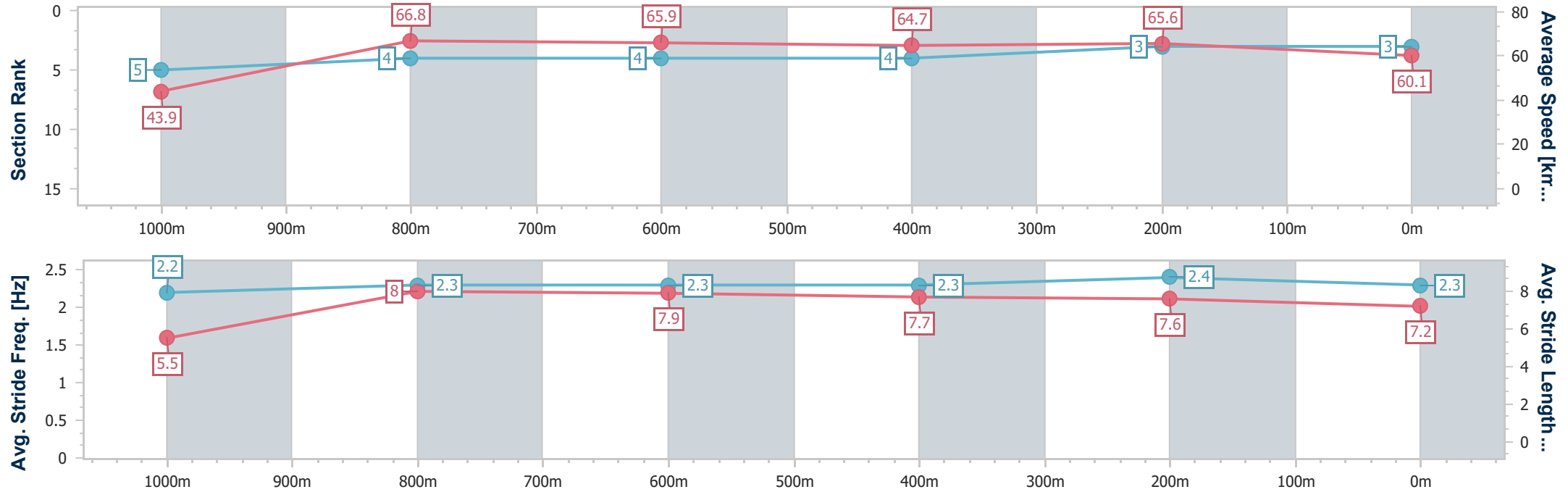
Horse/Jockey Name	Bohemian Lad
Final Rank	3
Fastest Section Time (Section)	0:09.04 (Overall)
Top Speed [km/h] (Section)	67.6 (400m)
Race State	Finished



Doomben QLD Professional
Race 3: COUNTRY MUSIC RACEDAY ON SALE NOW QTIS
Three-Year-Old Handicap - 1110m
13 July 2024 - 13:04
Track Rating: Soft 6, Weather: Overcast, Rail Position: +0.5m Entire



Section	Overall	1000m	800m	600m	400m	200m							
Section Times	1:04.63 [3] (0:09.04)	0:55.59 [5] (0:10.80)	0:44.79 [4] (0:10.77)	0:34.02 [4] (0:11.07)	0:22.95 [4] (0:10.96)	0:11.99 [3] (0:11.99)							
Average Speed [km/h]	43.9	66.8	65.9	64.7	65.6	60.1							
Top Speed [km/h]	65.1	67.4	67.2	66.7	67.6	63.0							
Avg. Dist. to Rail [m]	3.8	0.9	2.2	1.3	3.0	4.5							
Avg. Stride Freq. [Hz]	2.2	2.3	2.3	2.3	2.4	2.3							
Avg. Stride Length [m]	5.5	8.0	7.9	7.7	7.6	7.2							





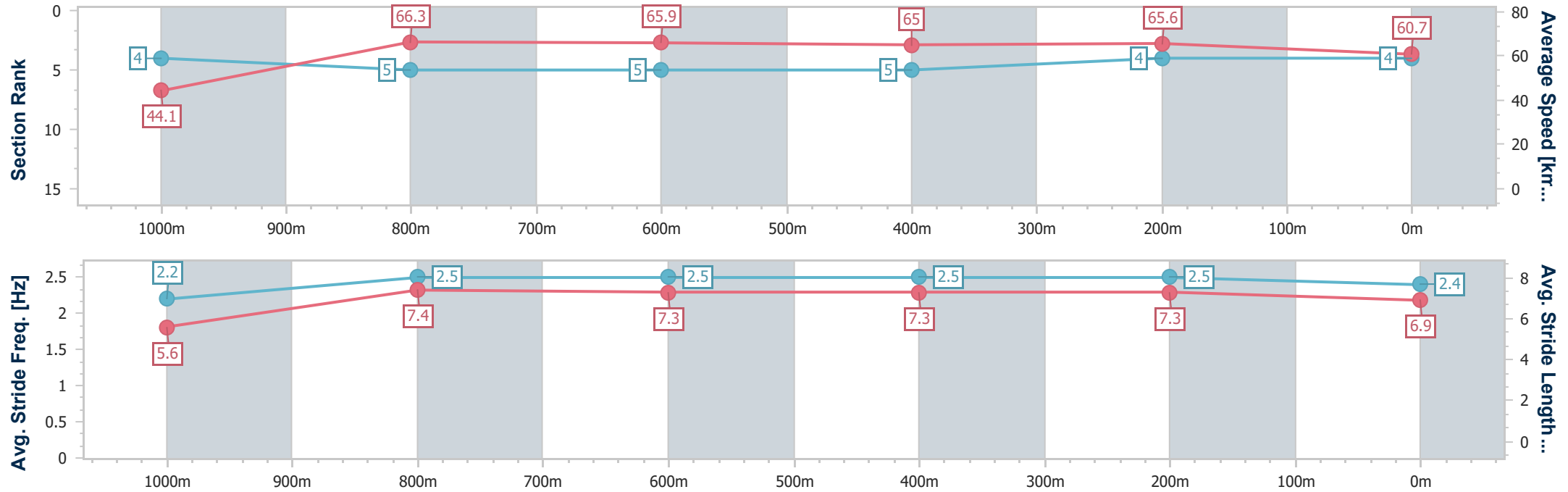
Horse/Jockey Name	Cressbrook
Final Rank	4
Fastest Section Time (Section)	0:08.98 (Overall)
Top Speed [km/h] (Section)	67.7 (1000m)
Race State	Finished



Doomben QLD Professional
Race 3: COUNTRY MUSIC RACEDAY ON SALE NOW QTIS
Three-Year-Old Handicap - 1110m
13 July 2024 - 13:04
Track Rating: Soft 6, Weather: Overcast, Rail Position: +0.5m Entire



Section	Overall	1000m	800m	600m	400m	200m							
Section Times	1:04.65 [4] (0:08.98)	0:55.67 [4] (0:10.89)	0:44.78 [5] (0:10.82)	0:33.96 [5] (0:11.06)	0:22.90 [5] (0:11.00)	0:11.90 [4] (0:11.90)							
Average Speed [km/h]	44.1	66.3	65.9	65.0	65.6	60.7							
Top Speed [km/h]	62.9	67.7	67.4	66.7	66.5	64.0							
Avg. Dist. to Rail [m]	5.4	0.3	1.5	0.3	2.9	3.8							
Avg. Stride Freq. [Hz]	2.2	2.5	2.5	2.5	2.5	2.4							
Avg. Stride Length [m]	5.6	7.4	7.3	7.3	7.3	6.9							





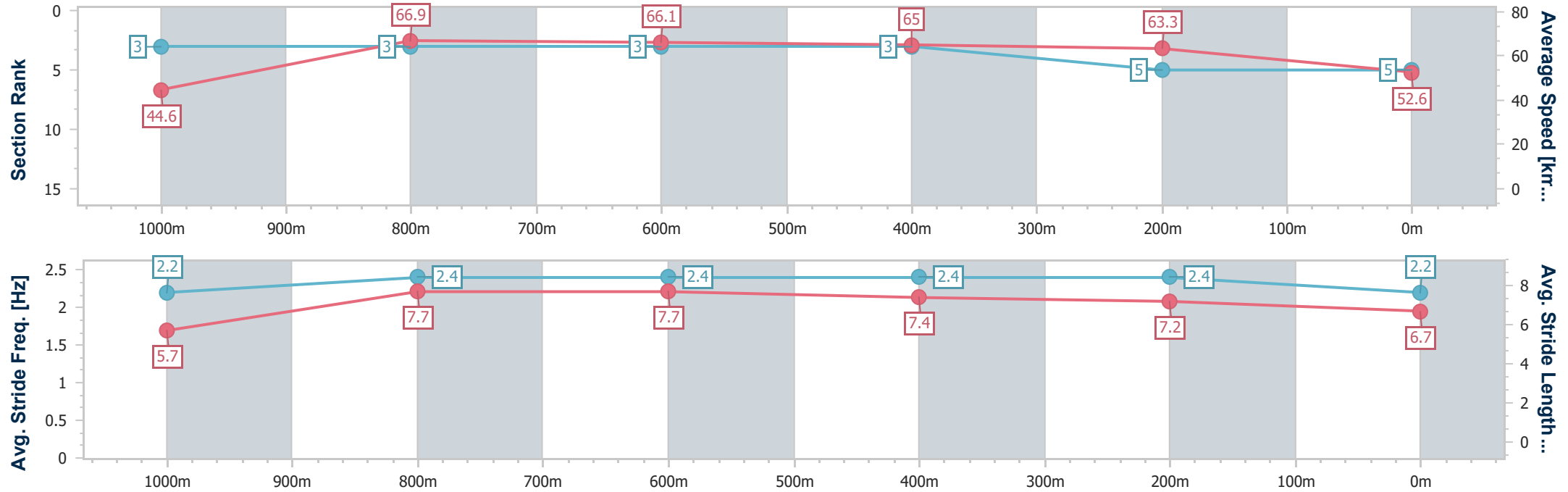
Horse/Jockey Name	Defiant Spirit
Final Rank	5
Fastest Section Time (Section)	0:08.86 (Overall)
Top Speed [km/h] (Section)	67.8 (1000m)
Race State	Finished



Doomben QLD Professional
Race 3: COUNTRY MUSIC RACEDAY ON SALE NOW QTIS
Three-Year-Old Handicap - 1110m
13 July 2024 - 13:04
Track Rating: Soft 6, Weather: Overcast, Rail Position: +0.5m Entire



Section	Overall	1000m	800m	600m	400m	200m								
Section Times	1:06.51 [5] (0:08.86)	0:57.65 [3] (0:10.79)	0:46.86 [3] (0:10.82)	0:36.04 [3] (0:11.03)	0:25.01 [3] (0:11.33)	0:13.68 [5] (0:13.68)								
Average Speed [km/h]	44.6	66.9	66.1	65.0	63.3	52.6								
Top Speed [km/h]	65.3	67.8	66.9	65.7	65.0	60.7								
Avg. Dist. to Rail [m]	3.6	1.1	1.1	1.3	1.9	2.0								
Avg. Stride Freq. [Hz]	2.2	2.4	2.4	2.4	2.4	2.2								
Avg. Stride Length [m]	5.7	7.7	7.7	7.4	7.2	6.7								





Doomben QLD Professional
Race 4: ROSS SMITH 40 YEARS OF SERVICE BENCHMARK 68 Handicap
- 1200m
13 July 2024 - 13:39



Track Rating: Soft 6, Weather: Overcast, Rail Position: +0.5m Entire

Section		Overall				1000m	800m	600m	400m	200m	Last 600m		
Field Times		1:10.71				0:57.53	0:47.16	0:35.80	0:24.13	0:12.44	0:35.80		
		(0:13.18)				(0:10.37)	(0:11.36)	(0:11.67)	(0:11.69)	(0:12.44)			
Rank	TAB Horse/Jockey	Barrier	Top Speed [km/h]	Fastest Section									Distance Travelled [m]
1	5 MOUNT FUJI	15	69.6	0:10.64	1:10.71 [1]	0:56.99 [8]	0:46.35 [8]	0:35.23 [8]	0:23.69 [6]	0:12.18 [4]	1:10.71	0:35.23	
	Michael Rodd		1000m	1000m	(0:13.72)	(0:10.64)	(0:11.12)	(0:11.54)	(0:11.51)	(0:12.18)			
2	2 MINTAKA LAD	14	70.5	0:10.55	1:10.71 [2]	0:57.17 [7]	0:46.62 [6]	0:35.55 [3]	0:24.05 [3]	0:12.44 [1]	0.01L	0:35.55	+0
	Damien Thornton		1000m	1000m	(0:13.54)	(0:10.55)	(0:11.07)	(0:11.50)	(0:11.61)	(0:12.44)			
3	1 I SEE YOU COMING	3	70.2	0:10.58	1:10.82 [3]	0:57.63 [2]	0:47.05 [3]	0:35.64 [4]	0:24.03 [4]	0:12.43 [3]	0.66L	0:35.64	-5
	Angela Jones		1000m	1000m	(0:13.19)	(0:10.58)	(0:11.41)	(0:11.61)	(0:11.60)	(0:12.43)			
4	7 SUPER DUCK	16	68.2	0:10.71	1:10.84 [4]	0:56.98 [9]	0:46.27 [9]	0:35.00 [9]	0:23.57 [9]	0:12.00 [9]	0.79L	0:35.00	+1
	Tahlia Fenlon		1000m	1000m	(0:13.86)	(0:10.71)	(0:11.27)	(0:11.43)	(0:11.57)	(0:12.00)			
5	8 CARDONE	7	69.9	0:10.69	1:10.85 [5]	0:57.61 [4]	0:46.92 [4]	0:35.55 [5]	0:23.95 [5]	0:12.24 [5]	0.83L	0:35.55	-3
	Jim Byrne		1000m	1000m	(0:13.24)	(0:10.69)	(0:11.37)	(0:11.60)	(0:11.71)	(0:12.24)			
6	9 HOOT 'N' HOLLER	19	68.8	0:10.70	1:10.92 [6]	0:56.91 [11]	0:46.21 [11]	0:34.91 [11]	0:23.44 [10]	0:12.09 [8]	1.22L	0:34.91	-3
	Ron Stewart		1000m	1000m	(0:14.01)	(0:10.70)	(0:11.30)	(0:11.47)	(0:11.35)	(0:12.09)			
7	12 AFFINITY FLYER	6	70.2	0:10.60	1:11.10 [7]	0:57.59 [6]	0:46.99 [7]	0:35.66 [6]	0:24.00 [7]	0:12.39 [7]	2.31L	0:35.66	-2
	Jag Guthmann-Chester		1000m	1000m	(0:13.51)	(0:10.60)	(0:11.33)	(0:11.66)	(0:11.61)	(0:12.39)			
8	17 EAGLE HAWK STAR	9	69.2	0:10.74	1:11.29 [8]	0:57.43 [10]	0:46.69 [10]	0:35.33 [10]	0:23.66 [11]	0:12.30 [11]	3.4L	0:35.33	-4
	Boris Thornton		1000m	1000m	(0:13.86)	(0:10.74)	(0:11.36)	(0:11.67)	(0:11.36)	(0:12.30)			
9	15 MISS EMMA	8	71.9	0:10.47	1:11.35 [9]	0:58.12 [3]	0:47.65 [2]	0:36.44 [1]	0:24.77 [1]	0:12.99 [2]	3.79L	0:36.44	-7
	Jake Bayliss		1000m	1000m	(0:13.23)	(0:10.47)	(0:11.21)	(0:11.67)	(0:11.78)	(0:12.99)			
10	13 ENABLER	1	69.5	0:10.59	1:11.49 [10]	0:58.00 [5]	0:47.41 [5]	0:36.03 [7]	0:24.36 [8]	0:12.64 [10]	4.59L	0:36.03	-2
	Cejay Graham		1000m	1000m	(0:13.49)	(0:10.59)	(0:11.38)	(0:11.67)	(0:11.72)	(0:12.64)			

Scratched: Helikedempretty (#16), Russian Sub (#3), The Inflictor (#11), Invincible Shield (#6), Another Pedrille (#18), Living Free (#10), Orient's Secret (#14), Almighty Rising (#19)

Report Created: Sat 13 July 2024 13:55 GMT+10 (Note: Timing is based on position data)

Page 1/13

[] Ranking at each section and finish
-:-:- No data available at this section
NA No data available

SCN Saddle cloth number
DNF Did not finish
DNT Did not track

data processed by  TRIPLESDATA



Doomben QLD Professional
Race 4: ROSS SMITH 40 YEARS OF SERVICE BENCHMARK 68 Handicap
- 1200m
13 July 2024 - 13:39



Track Rating: Soft 6, Weather: Overcast, Rail Position: +0.5m Entire

Section						Overall	1000m	800m	600m	400m	200m	Last 600m		
Field Times						1:10.71 (0:13.18)	0:57.53 (0:10.37)	0:47.16 (0:11.36)	0:35.80 (0:11.67)	0:24.13 (0:11.69)	0:12.44 (0:12.44)	0:35.80		
Rank	TAB	Horse/Jockey	Barrier	Top Speed [km/h]	Fastest Section								Margin	Distance Travelled [m]
11	4	BAUHINIA ROCK	10	71.7	0:10.37	1:11.71 [11]	0:58.53 [1]	0:48.16 [1]	0:36.67 [2]	0:25.05 [2]	0:13.01 [6]	5.87L	0:36.67	-1
		Samantha Collett		1000m	1000m	(0:13.18)	(0:10.37)	(0:11.49)	(0:11.62)	(0:12.04)	(0:13.01)			

Scratched: Helikedempretty (#16), Russian Sub (#3), The Inflictor (#11), Invincible Shield (#6), Another Pedrille (#18), Living Free (#10), Orient's Secret (#14), Almighty Rising (#19)



Horse/Jockey Name	Mount Fuji
Final Rank	1
Fastest Section Time (Section)	0:10.64 (1000m)
Top Speed [km/h] (Section)	69.6 (1000m)
Race State	Finished

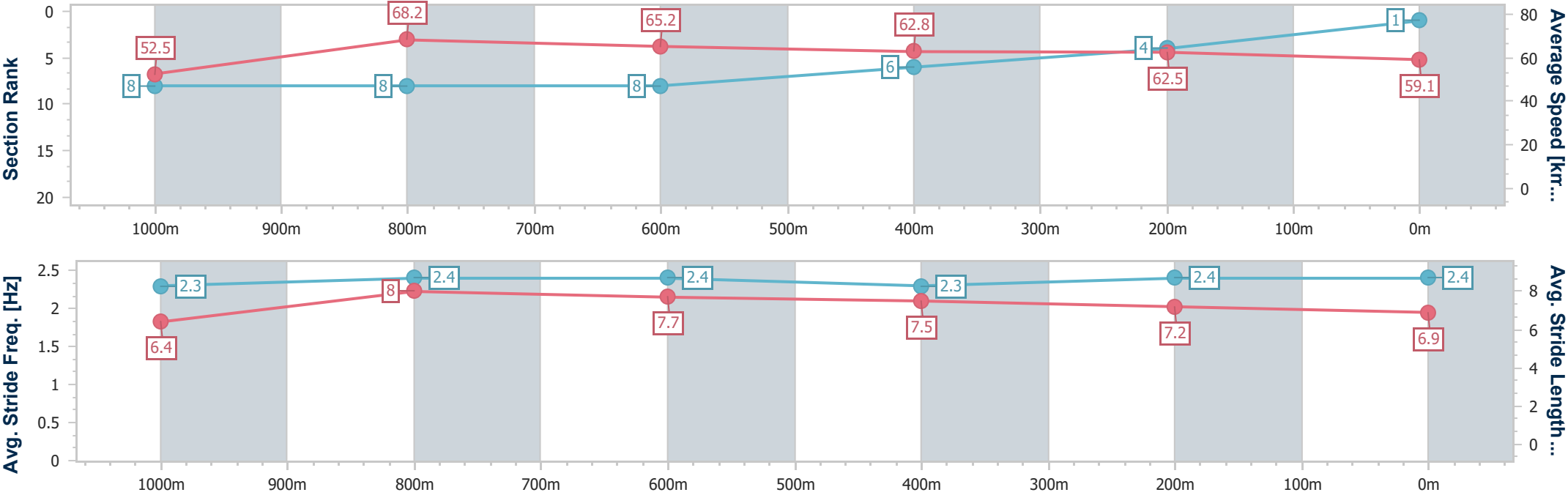


Doomben QLD Professional
Race 4: ROSS SMITH 40 YEARS OF SERVICE BENCHMARK 68
Handicap - 1200m
13 July 2024 - 13:39
Track Rating: Soft 6, Weather: Overcast, Rail Position: +0.5m Entire



BRISBANE
RACING CLUB

Section	Overall	1000m	800m	600m	400m	200m							
Section Times	1:10.71 [1] (0:13.72)	0:56.99 [8] (0:10.64)	0:46.35 [8] (0:11.12)	0:35.23 [8] (0:11.54)	0:23.69 [6] (0:11.51)	0:12.18 [4] (0:12.18)							
Average Speed [km/h]	52.5	68.2	65.2	62.8	62.5	59.1							
Top Speed [km/h]	68.5	69.6	66.5	66.0	63.7	61.8							
Avg. Dist. to Rail [m]	8.3	2.5	1.9	1.0	1.3	3.1							
Avg. Stride Freq. [Hz]	2.3	2.4	2.4	2.3	2.4	2.4							
Avg. Stride Length [m]	6.4	8.0	7.7	7.5	7.2	6.9							





Horse/Jockey Name	Mintaka Lad
Final Rank	2
Fastest Section Time (Section)	0:10.55 (1000m)
Top Speed [km/h] (Section)	70.5 (1000m)
Race State	Finished

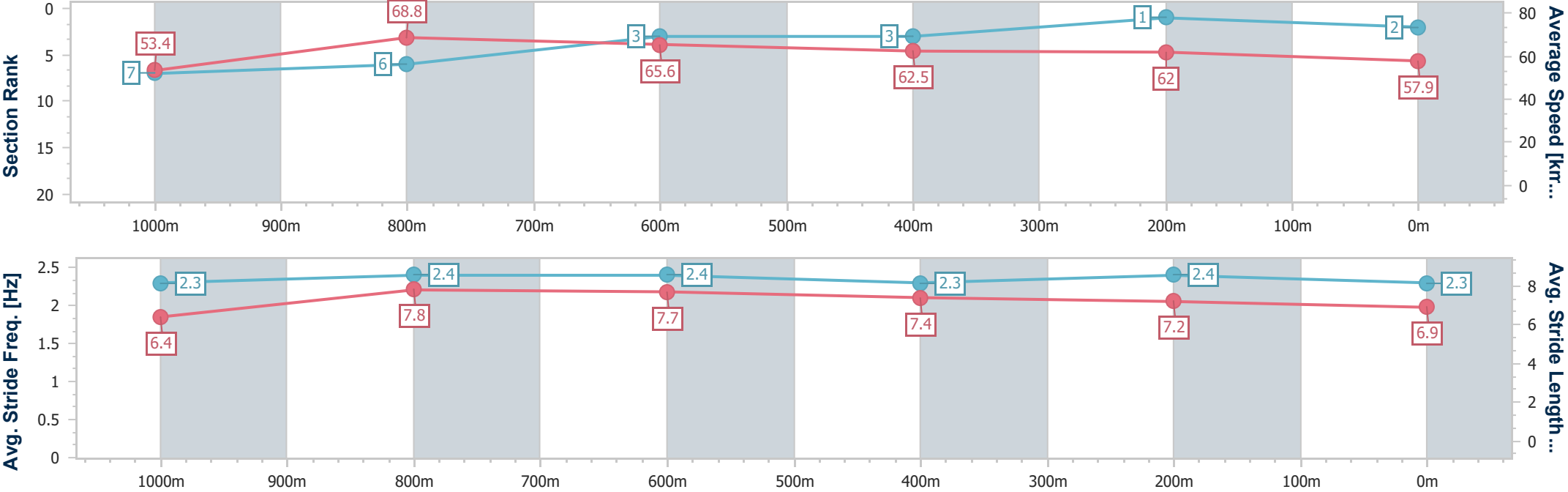


Doomben QLD Professional
Race 4: ROSS SMITH 40 YEARS OF SERVICE BENCHMARK 68
Handicap - 1200m
13 July 2024 - 13:39
Track Rating: Soft 6, Weather: Overcast, Rail Position: +0.5m Entire



BRISBANE
RACING CLUB

Section	Overall	1000m	800m	600m	400m	200m								
Section Times	1:10.71 [2] (0:13.54)	0:57.17 [7] (0:10.55)	0:46.62 [6] (0:11.07)	0:35.55 [3] (0:11.50)	0:24.05 [3] (0:11.61)	0:12.44 [1] (0:12.44)								
Average Speed [km/h]	53.4	68.8	65.6	62.5	62.0	57.9								
Top Speed [km/h]	69.1	70.5	68.0	63.3	63.5	60.9								
Avg. Dist. to Rail [m]	8.4	4.9	1.2	0.2	0.7	1.7								
Avg. Stride Freq. [Hz]	2.3	2.4	2.4	2.3	2.4	2.3								
Avg. Stride Length [m]	6.4	7.8	7.7	7.4	7.2	6.9								





Horse/Jockey Name	I See You Coming
Final Rank	3
Fastest Section Time (Section)	0:10.58 (1000m)
Top Speed [km/h] (Section)	70.2 (1000m)
Race State	Finished

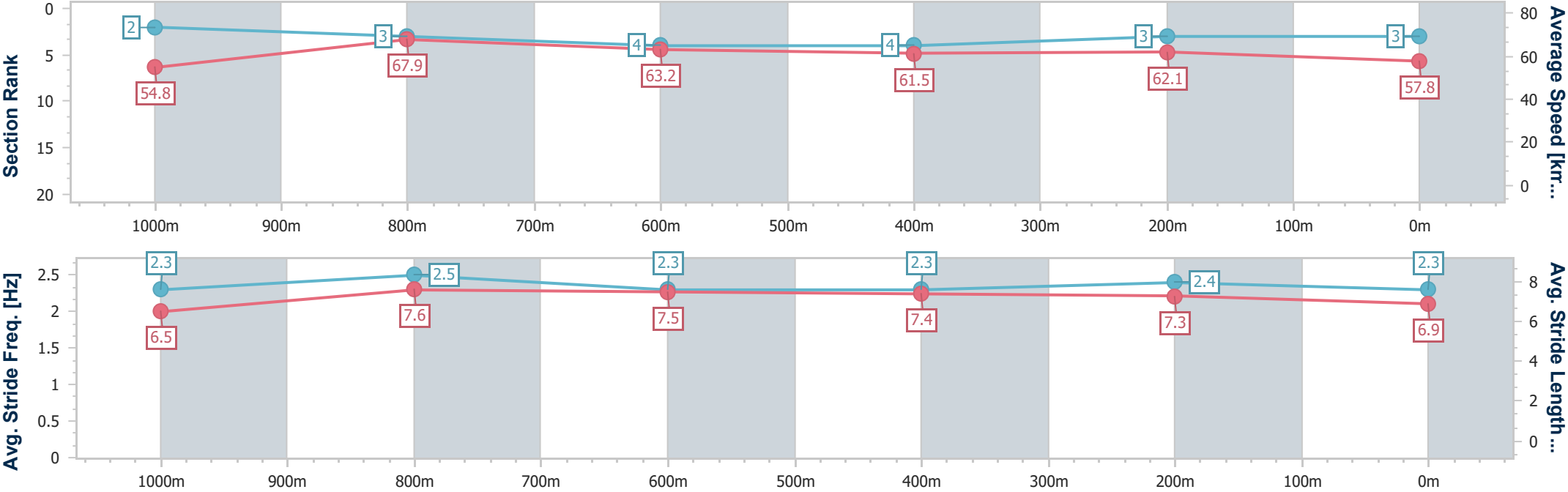


Doomben QLD Professional
Race 4: ROSS SMITH 40 YEARS OF SERVICE BENCHMARK 68
Handicap - 1200m
13 July 2024 - 13:39
Track Rating: Soft 6, Weather: Overcast, Rail Position: +0.5m Entire



BRISBANE
RACING CLUB

Section	Overall	1000m	800m	600m	400m	200m							
Section Times	1:10.82 [3] (0:13.19)	0:57.63 [2] (0:10.58)	0:47.05 [3] (0:11.41)	0:35.64 [4] (0:11.61)	0:24.03 [4] (0:11.60)	0:12.43 [3] (0:12.43)							
Average Speed [km/h]	54.8	67.9	63.2	61.5	62.1	57.8							
Top Speed [km/h]	69.8	70.2	64.7	62.6	62.9	61.4							
Avg. Dist. to Rail [m]	2.3	1.0	0.2	1.0	1.2	1.0							
Avg. Stride Freq. [Hz]	2.3	2.5	2.3	2.3	2.4	2.3							
Avg. Stride Length [m]	6.5	7.6	7.5	7.4	7.3	6.9							





Horse/Jockey Name	Super Duck
Final Rank	4
Fastest Section Time (Section)	0:10.71 (1000m)
Top Speed [km/h] (Section)	68.2 (1000m)
Race State	Finished

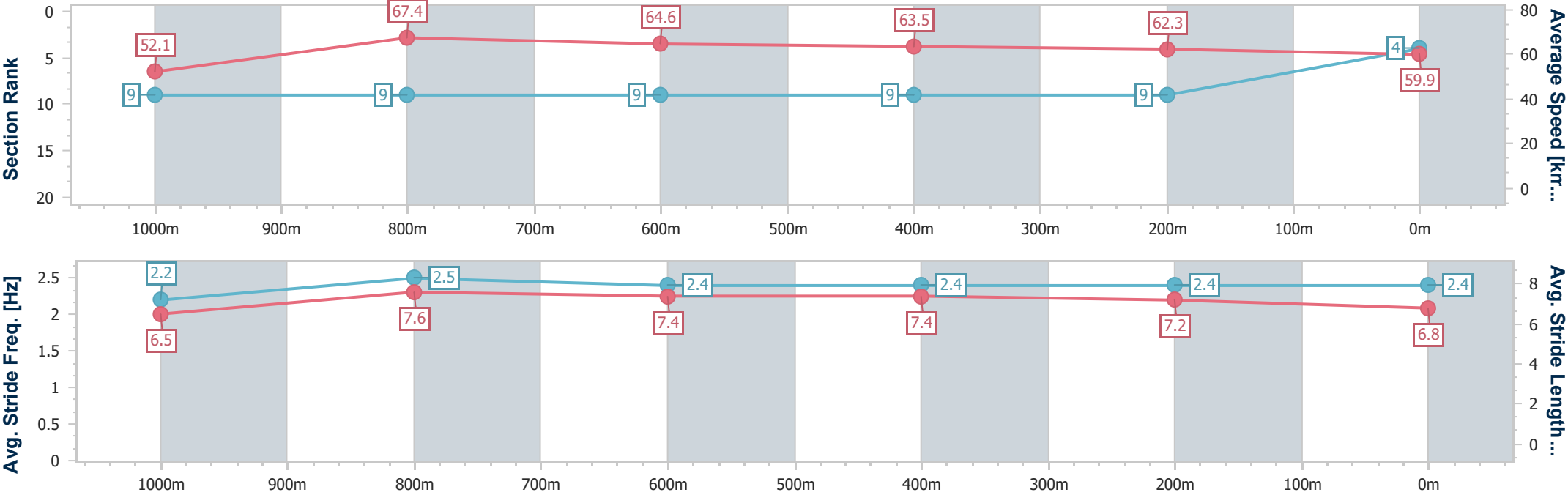


Doomben QLD Professional
Race 4: ROSS SMITH 40 YEARS OF SERVICE BENCHMARK 68
Handicap - 1200m
13 July 2024 - 13:39
Track Rating: Soft 6, Weather: Overcast, Rail Position: +0.5m Entire



BRISBANE
RACING CLUB

Section	Overall	1000m	800m	600m	400m	200m								
Section Times	1:10.84 [4] (0:13.86)	0:56.98 [9] (0:10.71)	0:46.27 [9] (0:11.27)	0:35.00 [9] (0:11.43)	0:23.57 [9] (0:11.57)	0:12.00 [9] (0:12.00)								
Average Speed [km/h]	52.1	67.4	64.6	63.5	62.3	59.9								
Top Speed [km/h]	67.2	68.2	66.2	64.5	63.0	62.2								
Avg. Dist. to Rail [m]	8.8	1.7	1.6	1.4	3.3	6.1								
Avg. Stride Freq. [Hz]	2.2	2.5	2.4	2.4	2.4	2.4								
Avg. Stride Length [m]	6.5	7.6	7.4	7.4	7.2	6.8								





Horse/Jockey Name	Cardone
Final Rank	5
Fastest Section Time (Section)	0:10.69 (1000m)
Top Speed [km/h] (Section)	69.9 (1000m)
Race State	Finished

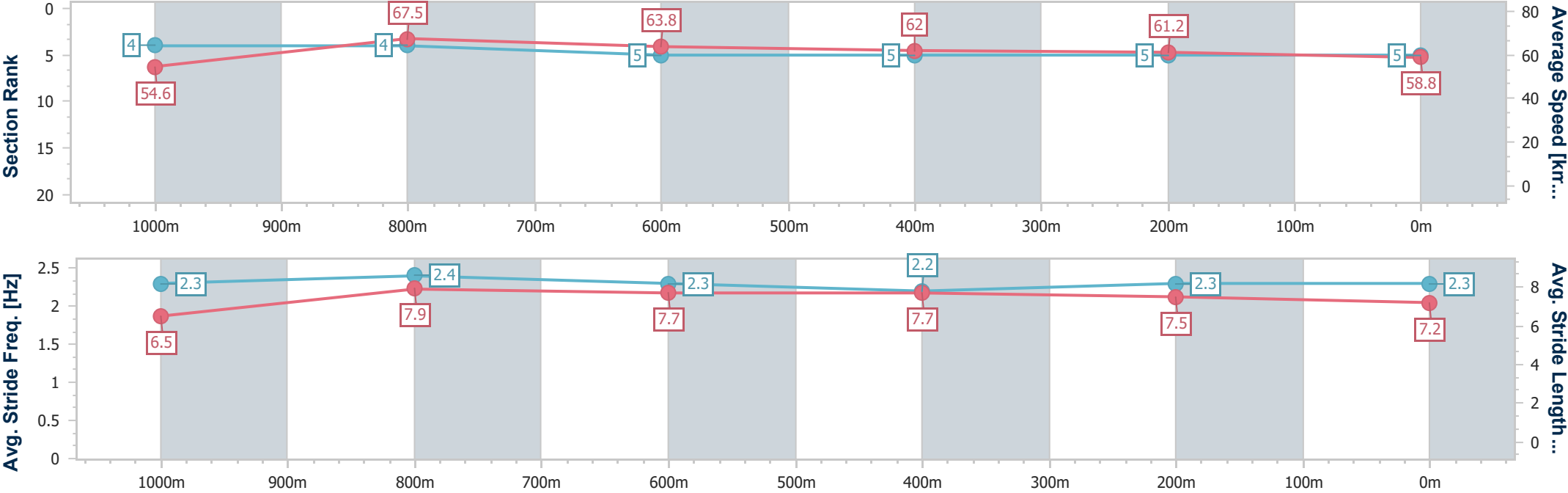


Doomben QLD Professional
Race 4: ROSS SMITH 40 YEARS OF SERVICE BENCHMARK 68
Handicap - 1200m
13 July 2024 - 13:39
Track Rating: Soft 6, Weather: Overcast, Rail Position: +0.5m Entire



BRISBANE
RACING CLUB

Section	Overall	1000m	800m	600m	400m	200m								
Section Times	1:10.85 [5] (0:13.24)	0:57.61 [4] (0:10.69)	0:46.92 [4] (0:11.37)	0:35.55 [5] (0:11.60)	0:23.95 [5] (0:11.71)	0:12.24 [5] (0:12.24)								
Average Speed [km/h]	54.6	67.5	63.8	62.0	61.2	58.8								
Top Speed [km/h]	69.8	69.9	65.7	63.2	61.8	60.8								
Avg. Dist. to Rail [m]	4.3	2.7	0.9	0.4	0.9	3.8								
Avg. Stride Freq. [Hz]	2.3	2.4	2.3	2.2	2.3	2.3								
Avg. Stride Length [m]	6.5	7.9	7.7	7.7	7.5	7.2								





Horse/Jockey Name	Hoot 'N' Holler
Final Rank	6
Fastest Section Time (Section)	0:10.70 (1000m)
Top Speed [km/h] (Section)	68.8 (1000m)
Race State	Finished

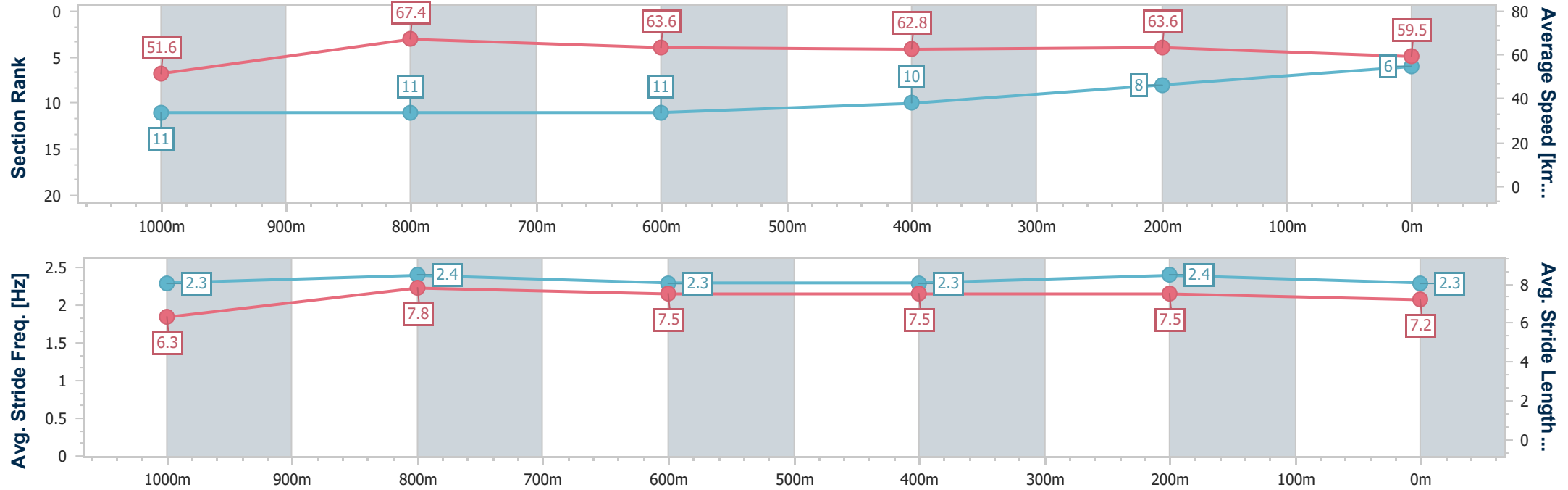


Doomben QLD Professional
Race 4: ROSS SMITH 40 YEARS OF SERVICE BENCHMARK 68
Handicap - 1200m
13 July 2024 - 13:39
Track Rating: Soft 6, Weather: Overcast, Rail Position: +0.5m Entire



BRISBANE
RACING CLUB

Section	Overall	1000m	800m	600m	400m	200m							
Section Times	1:10.92 [6] (0:14.01)	0:56.91 [11] (0:10.70)	0:46.21 [11] (0:11.30)	0:34.91 [11] (0:11.47)	0:23.44 [10] (0:11.35)	0:12.09 [8] (0:12.09)							
Average Speed [km/h]	51.6	67.4	63.6	62.8	63.6	59.5							
Top Speed [km/h]	68.7	68.8	66.0	64.2	64.9	62.6							
Avg. Dist. to Rail [m]	8.9	1.3	0.1	0.4	3.2	7.2							
Avg. Stride Freq. [Hz]	2.3	2.4	2.3	2.3	2.4	2.3							
Avg. Stride Length [m]	6.3	7.8	7.5	7.5	7.5	7.2							





Horse/Jockey Name	Affinity Flyer
Final Rank	7
Fastest Section Time (Section)	0:10.60 (1000m)
Top Speed [km/h] (Section)	70.2 (1000m)
Race State	Finished

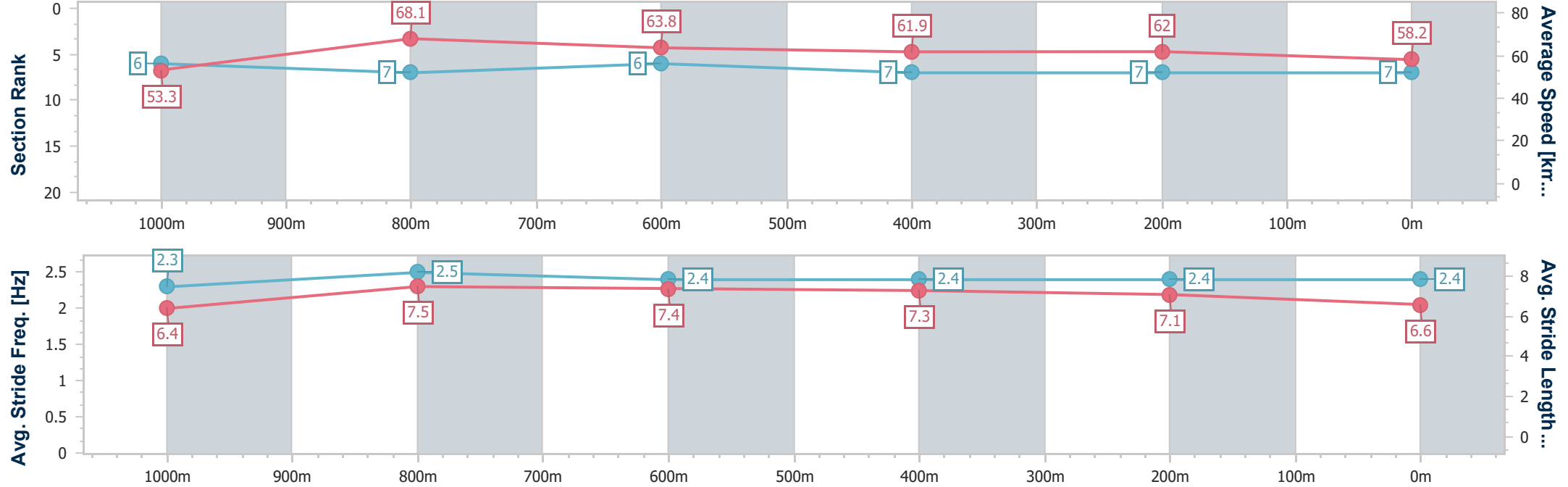


Doomben QLD Professional
Race 4: ROSS SMITH 40 YEARS OF SERVICE BENCHMARK 68
Handicap - 1200m
13 July 2024 - 13:39
Track Rating: Soft 6, Weather: Overcast, Rail Position: +0.5m Entire



BRISBANE
RACING CLUB

Section	Overall	1000m	800m	600m	400m	200m							
Section Times	1:11.10 [7] (0:13.51)	0:57.59 [6] (0:10.60)	0:46.99 [7] (0:11.33)	0:35.66 [6] (0:11.66)	0:24.00 [7] (0:11.61)	0:12.39 [7] (0:12.39)							
Average Speed [km/h]	53.3	68.1	63.8	61.9	62.0	58.2							
Top Speed [km/h]	70.1	70.2	65.5	62.6	63.1	60.9							
Avg. Dist. to Rail [m]	2.8	1.6	0.6	0.3	2.3	6.4							
Avg. Stride Freq. [Hz]	2.3	2.5	2.4	2.4	2.4	2.4							
Avg. Stride Length [m]	6.4	7.5	7.4	7.3	7.1	6.6							





Horse/Jockey Name	Eagle Hawk Star
Final Rank	8
Fastest Section Time (Section)	0:10.74 (1000m)
Top Speed [km/h] (Section)	69.2 (1000m)
Race State	Finished

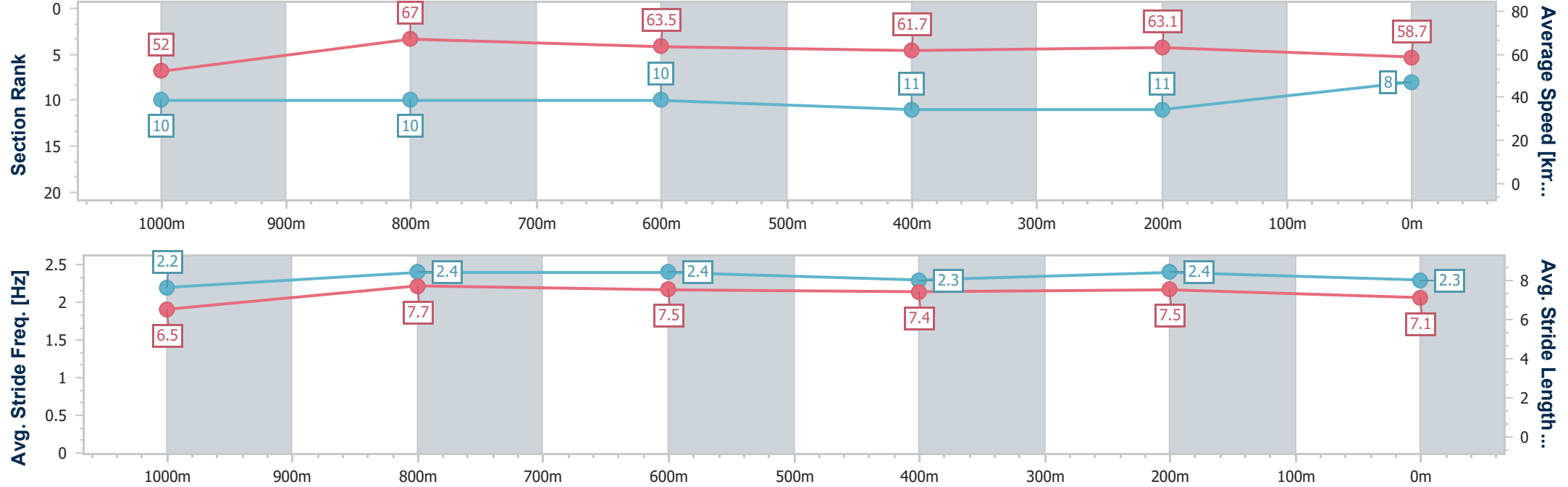


Doomben QLD Professional
Race 4: ROSS SMITH 40 YEARS OF SERVICE BENCHMARK 68
Handicap - 1200m
13 July 2024 - 13:39
Track Rating: Soft 6, Weather: Overcast, Rail Position: +0.5m Entire



BRISBANE
RACING CLUB

Section	Overall	1000m	800m	600m	400m	200m								
Section Times	1:11.29 [8] (0:13.86)	0:57.43 [10] (0:10.74)	0:46.69 [10] (0:11.36)	0:35.33 [10] (0:11.67)	0:23.66 [11] (0:11.36)	0:12.30 [11] (0:12.30)								
Average Speed [km/h]	52.0	67.0	63.5	61.7	63.1	58.7								
Top Speed [km/h]	68.0	69.2	65.7	62.7	65.3	62.9								
Avg. Dist. to Rail [m]	4.6	0.9	0.3	0.6	1.5	3.5								
Avg. Stride Freq. [Hz]	2.2	2.4	2.4	2.3	2.4	2.3								
Avg. Stride Length [m]	6.5	7.7	7.5	7.4	7.5	7.1								





Horse/Jockey Name	Miss Emma
Final Rank	9
Fastest Section Time (Section)	0:10.47 (1000m)
Top Speed [km/h] (Section)	71.9 (1000m)
Race State	Finished

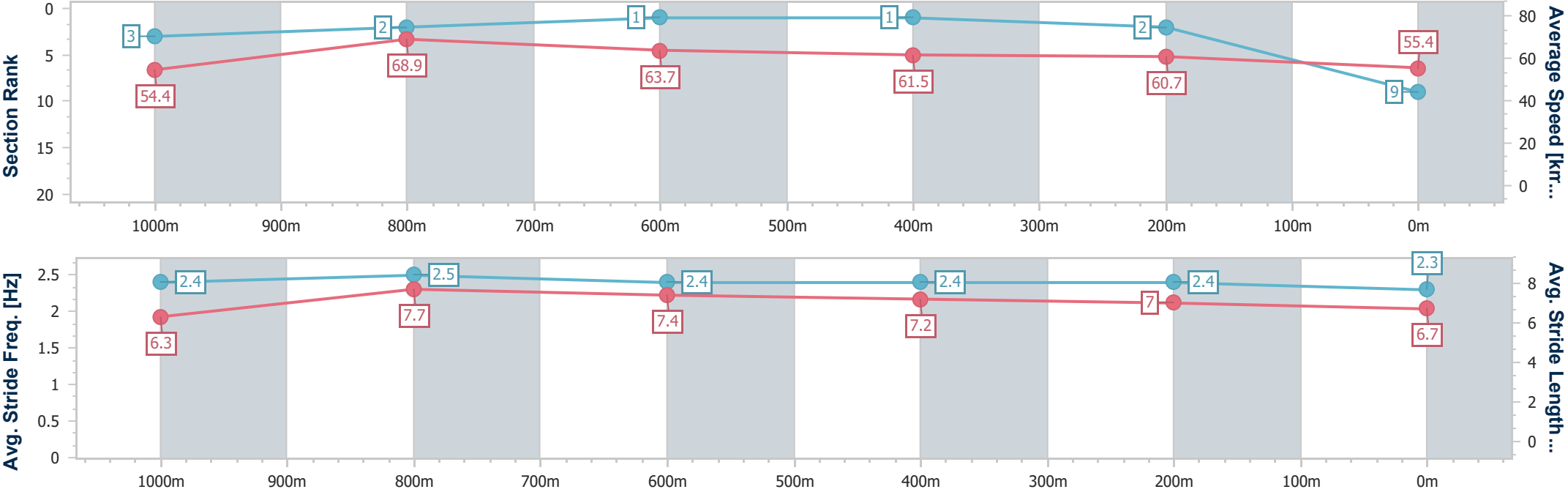


Doomben QLD Professional
Race 4: ROSS SMITH 40 YEARS OF SERVICE BENCHMARK 68
Handicap - 1200m
13 July 2024 - 13:39
Track Rating: Soft 6, Weather: Overcast, Rail Position: +0.5m Entire



BRISBANE
RACING CLUB

Section	Overall	1000m	800m	600m	400m	200m								
Section Times	1:11.35 [9] (0:13.23)	0:58.12 [3] (0:10.47)	0:47.65 [2] (0:11.21)	0:36.44 [1] (0:11.67)	0:24.77 [1] (0:11.78)	0:12.99 [2] (0:12.99)								
Average Speed [km/h]	54.4	68.9	63.7	61.5	60.7	55.4								
Top Speed [km/h]	71.5	71.9	67.2	63.1	62.4	58.5								
Avg. Dist. to Rail [m]	5.1	2.4	1.2	0.9	0.8	1.9								
Avg. Stride Freq. [Hz]	2.4	2.5	2.4	2.4	2.4	2.3								
Avg. Stride Length [m]	6.3	7.7	7.4	7.2	7.0	6.7								





Horse/Jockey Name	Enabler
Final Rank	10
Fastest Section Time (Section)	0:10.59 (1000m)
Top Speed [km/h] (Section)	69.5 (1000m)
Race State	Finished

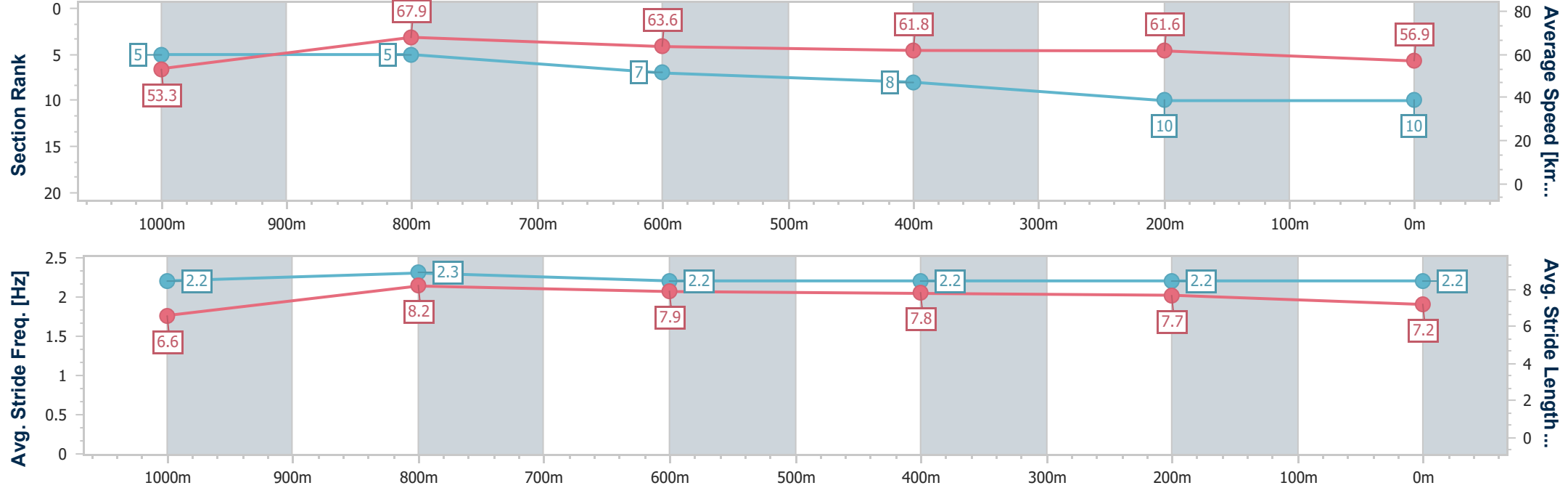


Doomben QLD Professional
Race 4: ROSS SMITH 40 YEARS OF SERVICE BENCHMARK 68
Handicap - 1200m
13 July 2024 - 13:39
Track Rating: Soft 6, Weather: Overcast, Rail Position: +0.5m Entire



BRISBANE
RACING CLUB

Section	Overall	1000m	800m	600m	400m	200m							
Section Times	1:11.49 [10] (0:13.49)	0:58.00 [5] (0:10.59)	0:47.41 [5] (0:11.38)	0:36.03 [7] (0:11.67)	0:24.36 [8] (0:11.72)	0:12.64 [10] (0:12.64)							
Average Speed [km/h]	53.3	67.9	63.6	61.8	61.6	56.9							
Top Speed [km/h]	67.5	69.5	65.4	62.7	62.3	59.8							
Avg. Dist. to Rail [m]	1.1	0.4	0.8	0.7	0.3	0.5							
Avg. Stride Freq. [Hz]	2.2	2.3	2.2	2.2	2.2	2.2							
Avg. Stride Length [m]	6.6	8.2	7.9	7.8	7.7	7.2							





Horse/Jockey Name	Bauhinia Rock
Final Rank	11
Fastest Section Time (Section)	0:10.37 (1000m)
Top Speed [km/h] (Section)	71.7 (1000m)
Race State	Finished

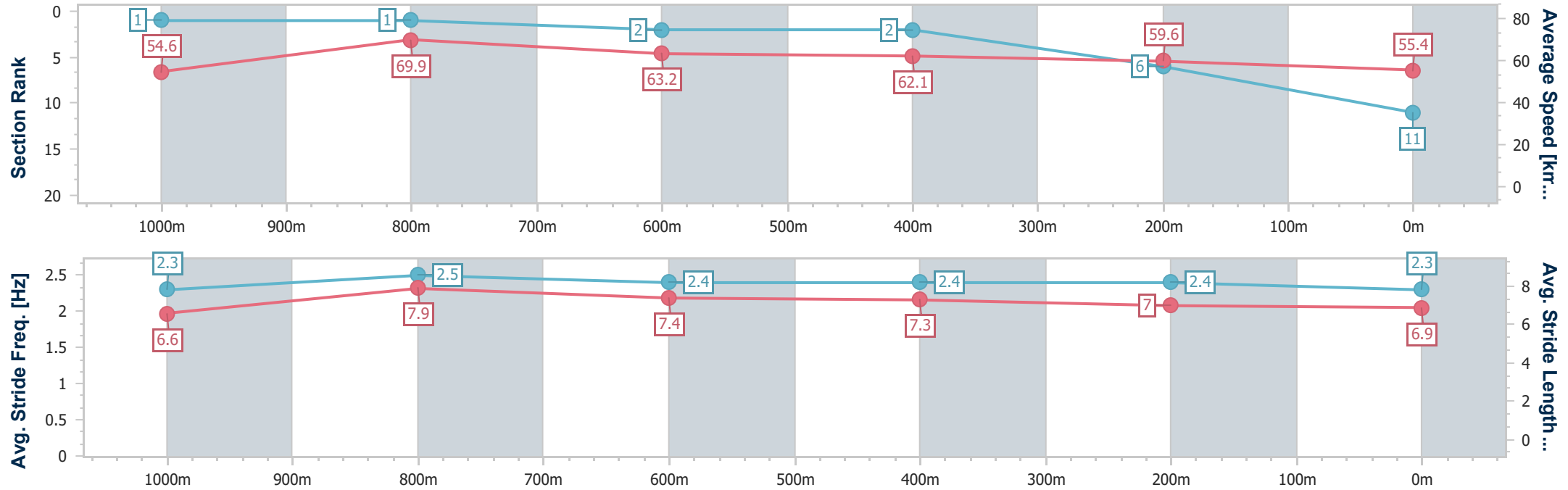


Doomben QLD Professional
Race 4: ROSS SMITH 40 YEARS OF SERVICE BENCHMARK 68
Handicap - 1200m
13 July 2024 - 13:39
Track Rating: Soft 6, Weather: Overcast, Rail Position: +0.5m Entire



BRISBANE
RACING CLUB

Section	Overall	1000m	800m	600m	400m	200m								
Section Times	1:11.71 [11] (0:13.18)	0:58.53 [1] (0:10.37)	0:48.16 [1] (0:11.49)	0:36.67 [2] (0:11.62)	0:25.05 [2] (0:12.04)	0:13.01 [6] (0:13.01)								
Average Speed [km/h]	54.6	69.9	63.2	62.1	59.6	55.4								
Top Speed [km/h]	70.6	71.7	66.2	63.5	61.7	58.4								
Avg. Dist. to Rail [m]	6.0	3.7	1.6	0.3	0.8	2.7								
Avg. Stride Freq. [Hz]	2.3	2.5	2.4	2.4	2.4	2.3								
Avg. Stride Length [m]	6.6	7.9	7.4	7.3	7.0	6.9								





Doomben QLD Professional

Race 5: U&U RECRUITMENT BENCHMARK 70 Handicap - 1600m

13 July 2024 - 14:14



BRISBANE
RACING CLUB

Track Rating: Soft 6, Weather: Overcast, Rail Position: +0.5m Entire

Section						Overall	1400m	1200m	1000m	800m	600m	400m	Last 600m		
Field Times						1:37.30 (0:13.82)	1:23.48 (0:11.14)	1:12.34 (0:11.85)	1:00.49 (0:12.06)	0:48.43 (0:11.74)	0:36.69 (0:11.85)	0:24.84 (0:12.03)	0:36.69		
Rank	TAB	Horse/Jockey	Barrier	Top Speed [km/h]	Fastest Section										Distance Travelled [m]
1	8	CUNNAMULLA FELLA	3	63.9	0:11.52	1:37.30 [1]	1:23.23 [5]	1:11.71 [5]	0:59.98 [6]	0:47.59 [6]	0:35.95 [6]	0:24.19 [7]	0:35.95		
		Michael Rodd		400m	1400m	(0:14.07)	(0:11.52)	(0:11.73)	(0:12.39)	(0:11.64)	(0:11.76)	(0:11.70)			
2	3	KIPLING'S JOURNEY	4	65.7	0:11.17	1:37.32 [2]	1:23.50 [1]	1:12.33 [2]	1:00.51 [1]	0:48.41 [2]	0:36.62 [2]	0:24.86 [1]	0:36.62 -11		
		Tahlia Fenlon		Overall	1400m	(0:13.82)	(0:11.17)	(0:11.82)	(0:12.10)	(0:11.79)	(0:11.76)	(0:12.03)			
3	18	IRON GRACE	14	67.4	0:11.07	1:37.37 [3]	1:23.48 [2]	1:12.41 [1]	1:00.52 [2]	0:48.50 [1]	0:36.76 [1]	0:24.84 [2]	0:36.76 -1		
		Samantha Collett		1400m	1400m	(0:13.89)	(0:11.07)	(0:11.89)	(0:12.02)	(0:11.74)	(0:11.92)	(0:11.96)			
4	12	SUPER CHILLED	7	65.2	0:11.53	1:37.60 [4]	1:23.12 [8]	1:11.59 [8]	0:59.86 [9]	0:47.53 [9]	0:35.92 [9]	0:24.37 [9]	0:35.92 -5		
		Jake Bayliss		800m	1400m	(0:14.48)	(0:11.53)	(0:11.73)	(0:12.33)	(0:11.61)	(0:11.55)	(0:11.79)			
5	5	MOTELL	6	64.3	0:11.57	1:37.63 [5]	1:23.35 [6]	1:11.74 [7]	1:00.08 [8]	0:47.72 [8]	0:36.15 [8]	0:24.51 [8]	0:36.15 -2		
		Jag Guthmann-Chester		800m	800m	(0:14.28)	(0:11.61)	(0:11.66)	(0:12.36)	(0:11.57)	(0:11.64)	(0:11.80)			
6	6	START STRUTTING	1	63.7	0:11.50	1:37.84 [6]	1:23.53 [7]	1:12.03 [6]	1:00.29 [7]	0:48.04 [7]	0:36.37 [7]	0:24.77 [6]	0:36.37 -11		
		Melea Castle		800m	1400m	(0:14.31)	(0:11.50)	(0:11.74)	(0:12.25)	(0:11.67)	(0:11.60)	(0:11.79)			
7	11	AQUA ALTA	2	63.5	0:11.43	1:37.84 [7]	1:23.80 [4]	1:12.37 [4]	1:00.59 [4]	0:48.30 [5]	0:36.67 [5]	0:24.89 [5]	0:36.67 -8		
		Boris Thornton		1400m	1400m	(0:14.04)	(0:11.43)	(0:11.78)	(0:12.29)	(0:11.63)	(0:11.78)	(0:11.88)			
8	13	AGIRLSBESTFRIEND	16	64.6	0:11.35	1:37.86 [8]	1:22.86 [13]	1:11.20 [13]	0:59.38 [13]	0:46.99 [13]	0:35.32 [13]	0:23.97 [13]	0:35.32 -3		
		Cejay Graham		600m	600m	(0:15.00)	(0:11.66)	(0:11.82)	(0:12.39)	(0:11.67)	(0:11.35)	(0:11.43)			
9	9	SIZZLING GAL	11	65.2	0:11.55	1:38.09 [9]	1:23.57 [9]	1:12.02 [10]	1:00.29 [10]	0:47.86 [10]	0:36.20 [10]	0:24.43 [10]	0:36.20 +1		
		Kyle Wilson-Taylor		1400m	1400m	(0:14.52)	(0:11.55)	(0:11.73)	(0:12.43)	(0:11.66)	(0:11.77)	(0:11.70)			
10	4	CHASING JACKLEY	10	65.7	0:11.34	1:38.43 [10]	1:24.54 [2]	1:13.20 [3]	1:01.29 [3]	0:49.21 [4]	0:37.50 [4]	0:25.72 [3]	0:37.50 -6		
		Andrew Mallyon		1400m	1400m	(0:13.89)	(0:11.34)	(0:11.91)	(0:12.08)	(0:11.71)	(0:11.78)	(0:12.14)			

Scratched: Blazen Boots (#1), Vadamos Queen (#15), Grinzinger Knight (#2), Becamo (#17), Brasco (#14), Paienbara (#19), Bluestone Lane (#10)

Report Created: Sat 13 July 2024 14:33 GMT+10 (Note: Timing is based on position data)

Page 1/17

[] Ranking at each section and finish
-:-:- No data available at this section
NA No data available

SCN Saddle cloth number
DNF Did not finish
DNT Did not track

data processed by  TRIPLES DATA



Doomben QLD Professional

Race 5: U&U RECRUITMENT BENCHMARK 70 Handicap - 1600m

13 July 2024 - 14:14



BRISBANE
RACING CLUB

Track Rating: Soft 6, Weather: Overcast, Rail Position: +0.5m Entire

Section					Overall	1400m	1200m	1000m	800m	600m	400m	Last 600m		
Field Times					1:37.30 (0:13.82)	1:23.48 (0:11.14)	1:12.34 (0:11.85)	1:00.49 (0:12.06)	0:48.43 (0:11.74)	0:36.69 (0:11.85)	0:24.84 (0:12.03)	0:36.69		
Rank	TAB	Horse/Jockey	Barrier	Top Speed [km/h]	Fastest Section									Distance Travelled [m]
11	16	SNATCH	12	66.0	0:11.27	1:38.47 [11]	1:23.78 [11]	1:12.45 [9]	1:01.18 [5]	0:49.28 [3]	0:37.56 [3]	0:25.64 [4]	0:37.56	+2
		Jim Byrne		1200m	1200m	(0:14.69)	(0:11.33)	(0:11.27)	(0:11.90)	(0:11.72)	(0:11.92)	(0:12.23)		
12	7	BECKFORD	5	63.3	0:11.59	1:38.49 [12]	1:23.81 [10]	1:12.07 [11]	1:00.28 [12]	0:47.89 [12]	0:36.22 [11]	0:24.63 [12]	0:36.22	-11
		Ron Stewart		800m	600m	(0:14.68)	(0:11.74)	(0:11.79)	(0:12.39)	(0:11.67)	(0:11.59)	(0:11.78)		
13	20	RELEASE LE MISSILE	13	64.6	0:11.53	1:38.49 [13]	1:23.67 [12]	1:12.00 [12]	1:00.38 [11]	0:47.91 [11]	0:36.18 [12]	0:24.65 [11]	0:36.18	-3
		Damien Thornton		1400m	600m	(0:14.82)	(0:11.67)	(0:11.62)	(0:12.47)	(0:11.73)	(0:11.53)	(0:11.79)		

Scratched: Blazen Boots (#1), Vadamos Queen (#15), Grinzinger Knight (#2), Becamo (#17), Brasco (#14), Paienbara (#19), Bluestone Lane (#10)



Doomben QLD Professional

Race 5: U&U RECRUITMENT BENCHMARK 70 Handicap - 1600m

13 July 2024 - 14:14



BRISBANE
RACING CLUB

Track Rating: Soft 6, Weather: Overcast, Rail Position: +0.5m Entire

Section Field Times				200m 0:12.81 (0:12.81)				Last 600m 0:36.69	
Rank	TAB	Horse/Jockey	Barrier	Top Speed [km/h]	Fastest Section	Margin		Distance Travelled [m]	
1	8	CUNNAMULLA FELLA	3	63.9	0:11.52	0:12.49 [3]	1:37.30	0:35.95	
		Michael Rodd		400m	1400m	(0:12.49)			
2	3	KIPLING'S JOURNEY	4	65.7	0:11.17	0:12.83 [2]	0.14L	0:36.62	-11
		Tahlia Fenlon		Overall	1400m	(0:12.83)			
3	18	IRON GRACE	14	67.4	0:11.07	0:12.88 [1]	0.46L	0:36.76	-1
		Samantha Collett		1400m	1400m	(0:12.88)			
4	12	SUPER CHILLED	7	65.2	0:11.53	0:12.58 [8]	1.79L	0:35.92	-5
		Jake Bayliss		800m	1400m	(0:12.58)			
5	5	MOTELL	6	64.3	0:11.57	0:12.71 [7]	1.99L	0:36.15	-2
		Jag Guthmann-Chester		800m	800m	(0:12.71)			
6	6	START STRUTTING	1	63.7	0:11.50	0:12.98 [6]	3.19L	0:36.37	-11
		Melea Castle		800m	1400m	(0:12.98)			
7	11	AQUA ALTA	2	63.5	0:11.43	0:13.01 [4]	3.2L	0:36.67	-8
		Boris Thornton		1400m	1400m	(0:13.01)			
8	13	AGIRLSBESTFRIEND	16	64.6	0:11.35	0:12.54 [10]	3.31L	0:35.32	-3
		Cejay Graham		600m	600m	(0:12.54)			
9	9	SIZZLING GAL	11	65.2	0:11.55	0:12.73 [11]	4.7L	0:36.20	+1
		Kyle Wilson-Taylor		1400m	1400m	(0:12.73)			
10	4	CHASING JACKLEY	10	65.7	0:11.34	0:13.58 [5]	6.68L	0:37.50	-6
		Andrew Mallyon		1400m	1400m	(0:13.58)			

Scratched: Blazen Boots (#1), Vadamos Queen (#15), Grinzinger Knight (#2), Becamo (#17), Brasco (#14), Paienbara (#19), Bluestone Lane (#10)

Report Created: Sat 13 July 2024 14:33 GMT+10 (Note: Timing is based on position data)

Page 3/17

[] Ranking at each section and finish
-:-:- No data available at this section
NA No data available

SCN Saddle cloth number
DNF Did not finish
DNT Did not track

data processed by  TRIPLESDATA



Doomben QLD Professional

Race 5: U&U RECRUITMENT BENCHMARK 70 Handicap - 1600m

13 July 2024 - 14:14



BRISBANE
RACING CLUB

Track Rating: Soft 6, Weather: Overcast, Rail Position: +0.5m Entire

Section		200m					Last 600m		
Field Times		0:12.81 (0:12.81)					0:36.69		
Rank	TAB	Horse/Jockey	Barrier	Top Speed [km/h]	Fastest Section	Margin		Distance Travelled [m]	
11	16	SNATCH	12	66.0	0:11.27	0:13.41 [9]	6.92L	0:37.56	+2
		Jim Byrne		1200m	1200m	(0:13.41)			
12	7	BECKFORD	5	63.3	0:11.59	0:12.85 [13]	7.03L	0:36.22	-11
		Ron Stewart		800m	600m	(0:12.85)			
13	20	RELEASE LE MISSILE	13	64.6	0:11.53	0:12.86 [12]	7.05L	0:36.18	-3
		Damien Thornton		1400m	600m	(0:12.86)			

Scratched: Blazen Boots (#1), Vados Queen (#15), Grinzinger Knight (#2), Becamo (#17), Brasco (#14), Paienbara (#19), Bluestone Lane (#10)



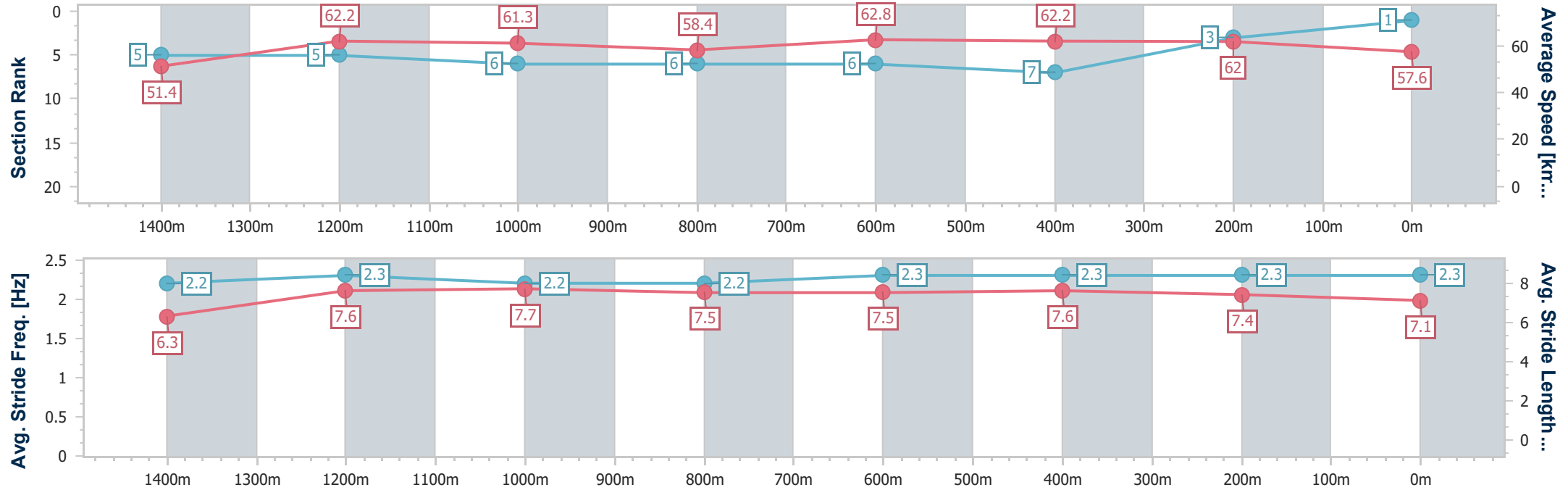
Horse/Jockey Name	Cunnamulla Fella
Final Rank	1
Fastest Section Time (Section)	0:11.52 (1400m)
Top Speed [km/h] (Section)	63.9 (400m)
Race State	Finished



Doomben QLD Professional
Race 5: U&U RECRUITMENT BENCHMARK 70 Handicap - 1600m
13 July 2024 - 14:14
Track Rating: Soft 6, Weather: Overcast, Rail Position: +0.5m Entire



Section	Overall	1400m	1200m	1000m	800m	600m	400m	200m					
Section Times	1:37.30 [1] (0:14.07)	1:23.23 [5] (0:11.52)	1:11.71 [5] (0:11.73)	0:59.98 [6] (0:12.39)	0:47.59 [6] (0:11.64)	0:35.95 [6] (0:11.76)	0:24.19 [7] (0:11.70)	0:12.49 [3] (0:12.49)					
Average Speed [km/h]	51.4	62.2	61.3	58.4	62.8	62.2	62.0	57.6					
Top Speed [km/h]	63.2	63.6	62.5	60.3	63.7	63.8	63.9	59.5					
Avg. Dist. to Rail [m]	0.6	0.7	2.1	1.2	2.7	3.4	5.1	5.3					
Avg. Stride Freq. [Hz]	2.2	2.3	2.2	2.2	2.3	2.3	2.3	2.3					
Avg. Stride Length [m]	6.3	7.6	7.7	7.5	7.5	7.6	7.4	7.1					





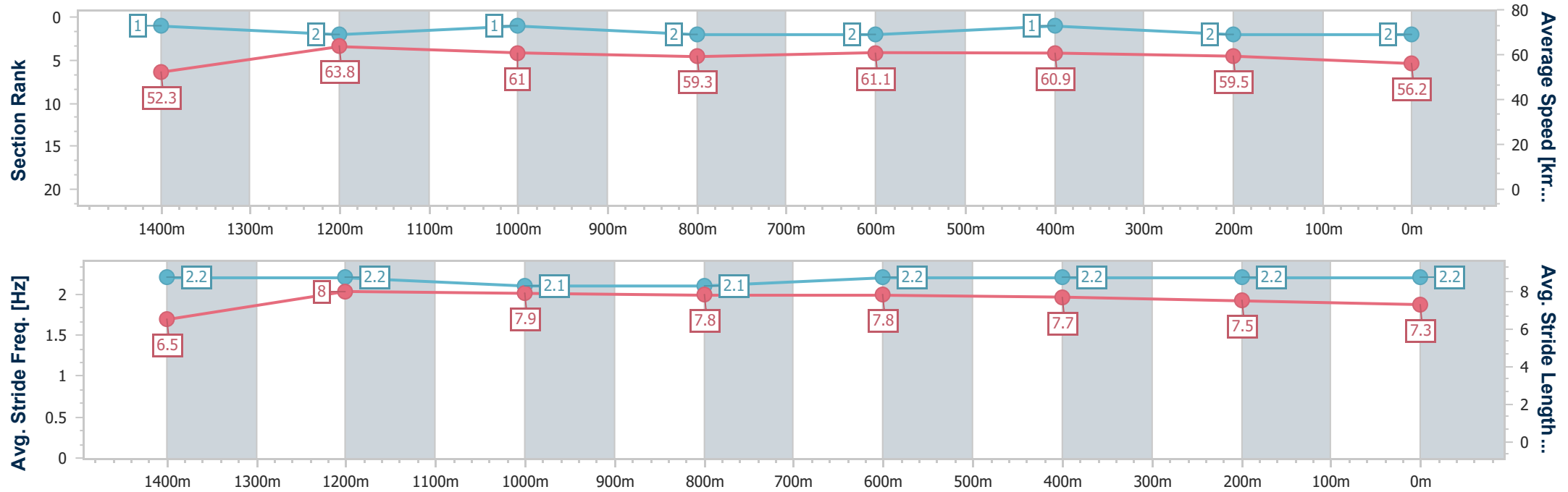
Horse/Jockey Name	Kipling's Journey
Final Rank	2
Fastest Section Time (Section)	0:11.17 (1400m)
Top Speed [km/h] (Section)	65.7 (Overall)
Race State	Finished



Doomben QLD Professional
Race 5: U&U RECRUITMENT BENCHMARK 70 Handicap - 1600m
13 July 2024 - 14:14
Track Rating: Soft 6, Weather: Overcast, Rail Position: +0.5m Entire



Section	Overall	1400m	1200m	1000m	800m	600m	400m	200m					
Section Times	1:37.32 [2] (0:13.82)	1:23.50 [1] (0:11.17)	1:12.33 [2] (0:11.82)	1:00.51 [1] (0:12.10)	0:48.41 [2] (0:11.79)	0:36.62 [2] (0:11.76)	0:24.86 [1] (0:12.03)	0:12.83 [2] (0:12.83)					
Average Speed [km/h]	52.3	63.8	61.0	59.3	61.1	60.9	59.5	56.2					
Top Speed [km/h]	65.7	65.5	62.6	60.8	61.4	61.5	60.6	59.0					
Avg. Dist. to Rail [m]	1.2	1.2	0.4	0.2	0.2	1.0	1.6	0.8					
Avg. Stride Freq. [Hz]	2.2	2.2	2.1	2.1	2.2	2.2	2.2	2.2					
Avg. Stride Length [m]	6.5	8.0	7.9	7.8	7.8	7.7	7.5	7.3					





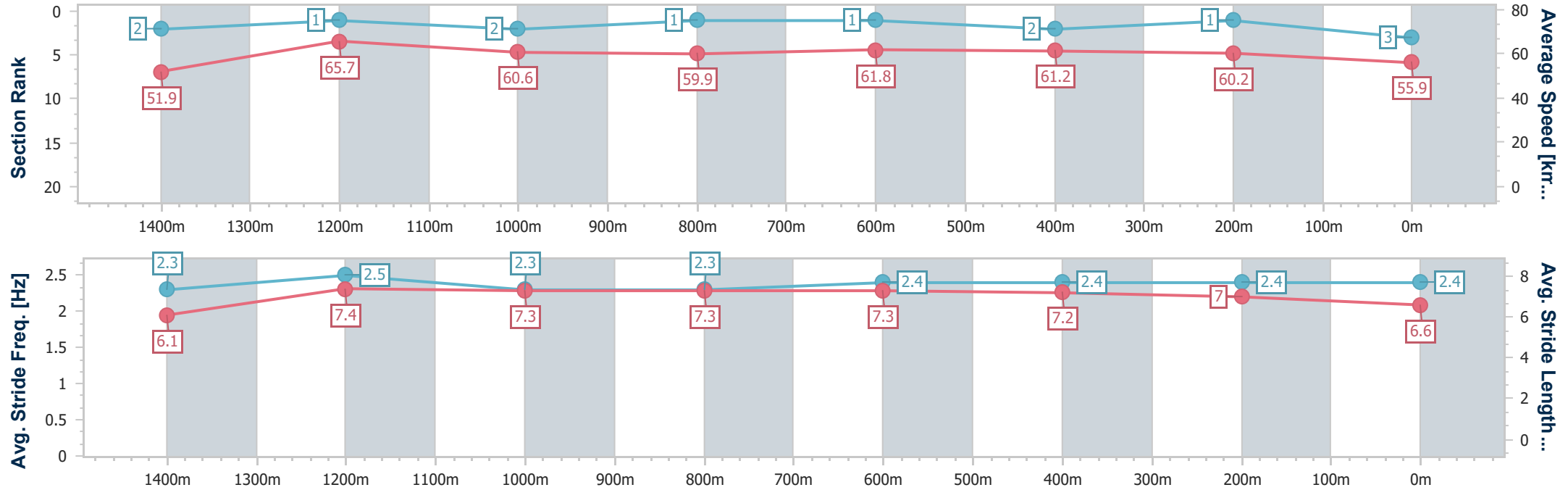
Horse/Jockey Name	Iron Grace
Final Rank	3
Fastest Section Time (Section)	0:11.07 (1400m)
Top Speed [km/h] (Section)	67.4 (1400m)
Race State	Finished



Doomben QLD Professional
Race 5: U&U RECRUITMENT BENCHMARK 70 Handicap - 1600m
13 July 2024 - 14:14
Track Rating: Soft 6, Weather: Overcast, Rail Position: +0.5m Entire



Section	Overall	1400m	1200m	1000m	800m	600m	400m	200m					
Section Times	1:37.37 [3] (0:13.89)	1:23.48 [2] (0:11.07)	1:12.41 [1] (0:11.89)	1:00.52 [2] (0:12.02)	0:48.50 [1] (0:11.74)	0:36.76 [1] (0:11.92)	0:24.84 [2] (0:11.96)	0:12.88 [1] (0:12.88)					
Average Speed [km/h]	51.9	65.7	60.6	59.9	61.8	61.2	60.2	55.9					
Top Speed [km/h]	67.1	67.4	62.9	61.7	62.3	62.0	61.3	58.9					
Avg. Dist. to Rail [m]	5.7	1.2	0.9	0.9	1.6	1.9	0.6	1.7					
Avg. Stride Freq. [Hz]	2.3	2.5	2.3	2.3	2.4	2.4	2.4	2.4					
Avg. Stride Length [m]	6.1	7.4	7.3	7.3	7.3	7.2	7.0	6.6					





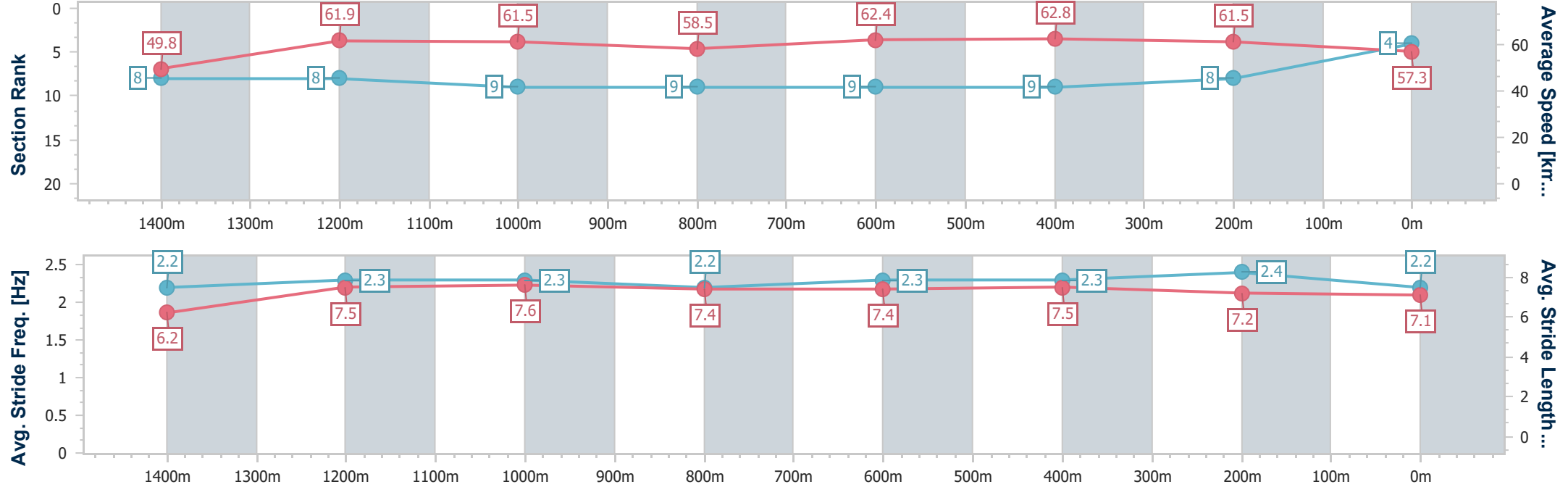
Horse/Jockey Name	Super Chilled
Final Rank	4
Fastest Section Time (Section)	0:11.53 (1400m)
Top Speed [km/h] (Section)	65.2 (800m)
Race State	Finished



Doomben QLD Professional
Race 5: U&U RECRUITMENT BENCHMARK 70 Handicap -
1600m
13 July 2024 - 14:14
Track Rating: Soft 6, Weather: Overcast, Rail Position: +0.5m Entire



Section	Overall	1400m	1200m	1000m	800m	600m	400m	200m					
Section Times	1:37.60 [4] (0:14.48)	1:23.12 [8] (0:11.53)	1:11.59 [8] (0:11.73)	0:59.86 [9] (0:12.33)	0:47.53 [9] (0:11.61)	0:35.92 [9] (0:11.55)	0:24.37 [9] (0:11.79)	0:12.58 [8] (0:12.58)					
Average Speed [km/h]	49.8	61.9	61.5	58.5	62.4	62.8	61.5	57.3					
Top Speed [km/h]	62.7	62.6	63.1	59.5	65.2	64.4	63.4	60.2					
Avg. Dist. to Rail [m]	2.5	1.1	0.5	0.2	1.0	1.8	4.5	5.2					
Avg. Stride Freq. [Hz]	2.2	2.3	2.3	2.2	2.3	2.3	2.4	2.2					
Avg. Stride Length [m]	6.2	7.5	7.6	7.4	7.4	7.5	7.2	7.1					





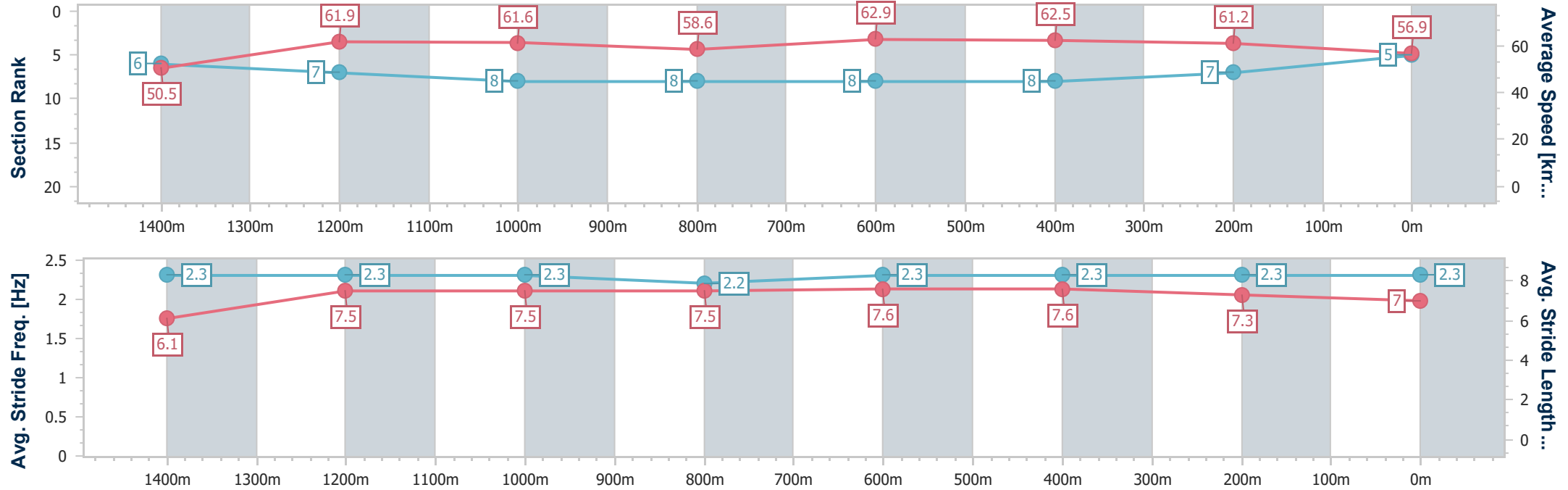
Horse/Jockey Name	Motell
Final Rank	5
Fastest Section Time (Section)	0:11.57 (800m)
Top Speed [km/h] (Section)	64.3 (800m)
Race State	Finished



Doomben QLD Professional
Race 5: U&U RECRUITMENT BENCHMARK 70 Handicap - 1600m
13 July 2024 - 14:14
Track Rating: Soft 6, Weather: Overcast, Rail Position: +0.5m Entire



Section	Overall	1400m	1200m	1000m	800m	600m	400m	200m					
Section Times	1:37.63 [5] (0:14.28)	1:23.35 [6] (0:11.61)	1:11.74 [7] (0:11.66)	1:00.08 [8] (0:12.36)	0:47.72 [8] (0:11.57)	0:36.15 [8] (0:11.64)	0:24.51 [8] (0:11.80)	0:12.71 [7] (0:12.71)					
Average Speed [km/h]	50.5	61.9	61.6	58.6	62.9	62.5	61.2	56.9					
Top Speed [km/h]	63.6	62.3	63.1	59.8	64.3	63.3	62.5	59.5					
Avg. Dist. to Rail [m]	1.8	0.7	1.3	1.5	2.1	2.0	4.4	5.1					
Avg. Stride Freq. [Hz]	2.3	2.3	2.3	2.2	2.3	2.3	2.3	2.3					
Avg. Stride Length [m]	6.1	7.5	7.5	7.5	7.6	7.6	7.3	7.0					





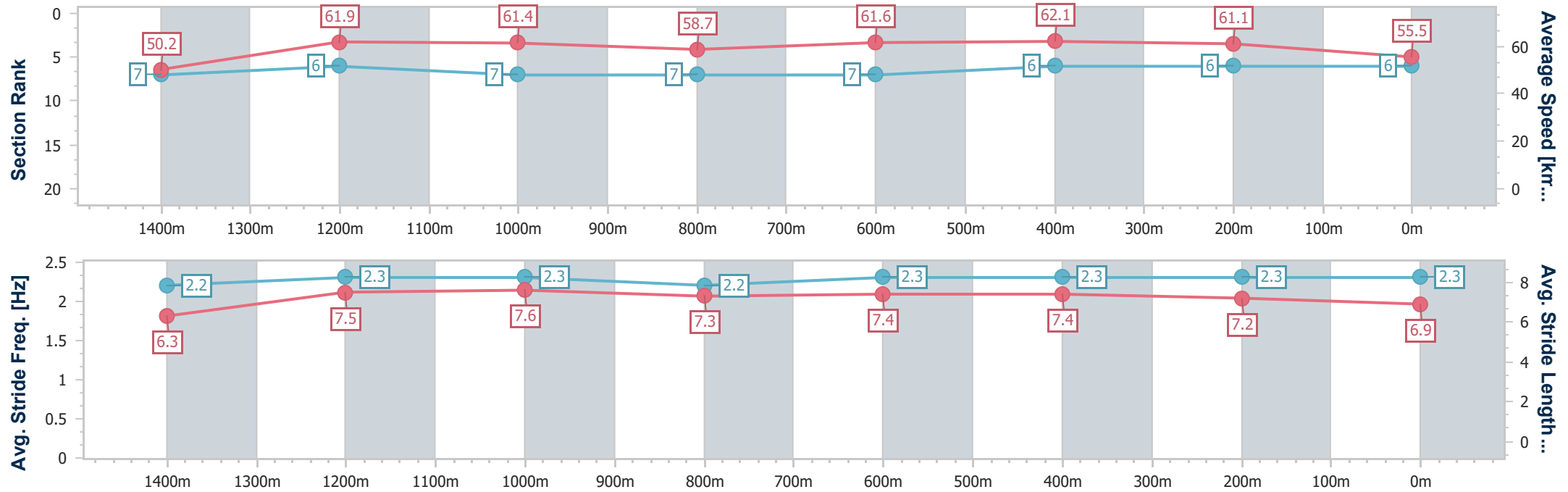
Horse/Jockey Name	Start Strutting
Final Rank	6
Fastest Section Time (Section)	0:11.50 (1400m)
Top Speed [km/h] (Section)	63.7 (800m)
Race State	Finished



Doomben QLD Professional
Race 5: U&U RECRUITMENT BENCHMARK 70 Handicap -
1600m
13 July 2024 - 14:14
Track Rating: Soft 6, Weather: Overcast, Rail Position: +0.5m Entire



Section	Overall	1400m	1200m	1000m	800m	600m	400m	200m						
Section Times	1:37.84 [6] (0:14.31)	1:23.53 [7] (0:11.50)	1:12.03 [6] (0:11.74)	1:00.29 [7] (0:12.25)	0:48.04 [7] (0:11.67)	0:36.37 [7] (0:11.60)	0:24.77 [6] (0:11.79)	0:12.98 [6] (0:12.98)						
Average Speed [km/h]	50.2	61.9	61.4	58.7	61.6	62.1	61.1	55.5						
Top Speed [km/h]	61.4	63.4	63.0	59.3	63.7	63.1	62.9	59.2						
Avg. Dist. to Rail [m]	1.5	1.5	0.6	0.7	0.3	0.2	1.5	4.4						
Avg. Stride Freq. [Hz]	2.2	2.3	2.3	2.2	2.3	2.3	2.3	2.3						
Avg. Stride Length [m]	6.3	7.5	7.6	7.3	7.4	7.4	7.2	6.9						





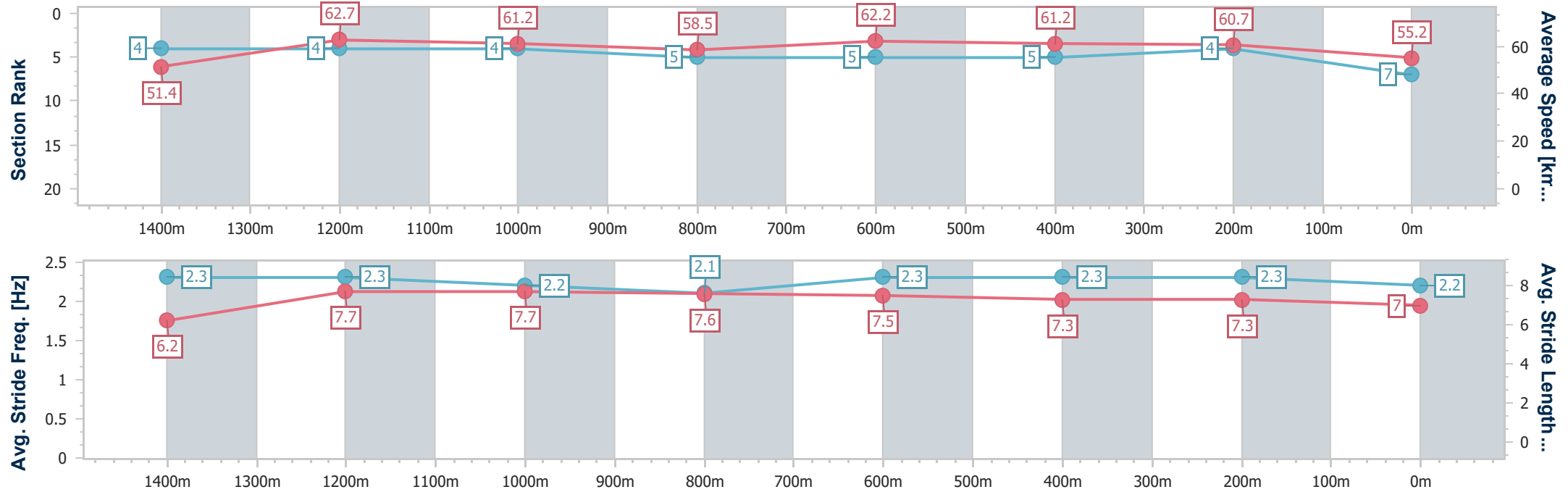
Horse/Jockey Name	Aqua Alta
Final Rank	7
Fastest Section Time (Section)	0:11.43 (1400m)
Top Speed [km/h] (Section)	63.5 (1400m)
Race State	Finished



Doomben QLD Professional
Race 5: U&U RECRUITMENT BENCHMARK 70 Handicap - 1600m
13 July 2024 - 14:14
Track Rating: Soft 6, Weather: Overcast, Rail Position: +0.5m Entire



Section	Overall	1400m	1200m	1000m	800m	600m	400m	200m					
Section Times	1:37.84 [7] (0:14.04)	1:23.80 [4] (0:11.43)	1:12.37 [4] (0:11.78)	1:00.59 [4] (0:12.29)	0:48.30 [5] (0:11.63)	0:36.67 [5] (0:11.78)	0:24.89 [5] (0:11.88)	0:13.01 [4] (0:13.01)					
Average Speed [km/h]	51.4	62.7	61.2	58.5	62.2	61.2	60.7	55.2					
Top Speed [km/h]	63.0	63.5	62.0	59.9	63.0	62.5	61.7	59.6					
Avg. Dist. to Rail [m]	0.8	0.6	0.3	0.4	0.8	0.6	0.7	1.6					
Avg. Stride Freq. [Hz]	2.3	2.3	2.2	2.1	2.3	2.3	2.3	2.2					
Avg. Stride Length [m]	6.2	7.7	7.7	7.6	7.5	7.3	7.3	7.0					





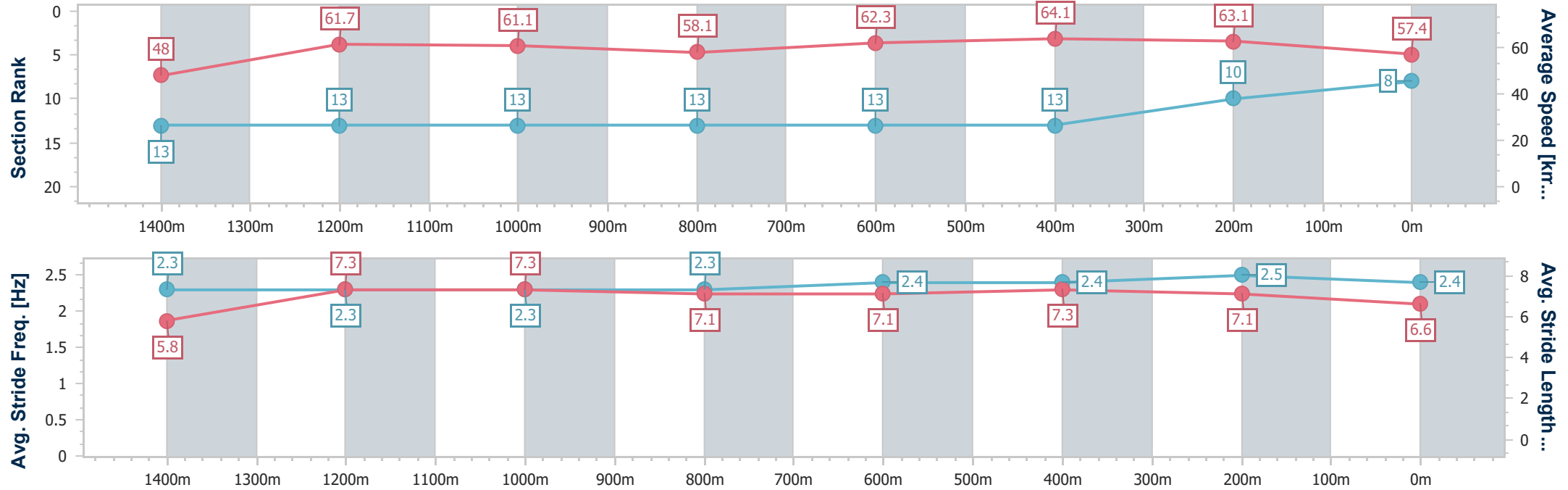
Horse/Jockey Name	Agirlsbestfriend
Final Rank	8
Fastest Section Time (Section)	0:11.35 (600m)
Top Speed [km/h] (Section)	64.6 (600m)
Race State	Finished



Doomben QLD Professional
Race 5: U&U RECRUITMENT BENCHMARK 70 Handicap -
1600m
13 July 2024 - 14:14
Track Rating: Soft 6, Weather: Overcast, Rail Position: +0.5m Entire



Section	Overall	1400m	1200m	1000m	800m	600m	400m	200m					
Section Times	1:37.86 [8] (0:15.00)	1:22.86 [13] (0:11.66)	1:11.20 [13] (0:11.82)	0:59.38 [13] (0:12.39)	0:46.99 [13] (0:11.67)	0:35.32 [13] (0:11.35)	0:23.97 [13] (0:11.43)	0:12.54 [10] (0:12.54)					
Average Speed [km/h]	48.0	61.7	61.1	58.1	62.3	64.1	63.1	57.4					
Top Speed [km/h]	60.5	63.3	62.9	60.1	64.6	64.6	64.3	61.2					
Avg. Dist. to Rail [m]	6.4	0.3	0.7	0.8	1.6	1.7	3.4	4.9					
Avg. Stride Freq. [Hz]	2.3	2.3	2.3	2.3	2.4	2.4	2.5	2.4					
Avg. Stride Length [m]	5.8	7.3	7.3	7.1	7.1	7.3	7.1	6.6					





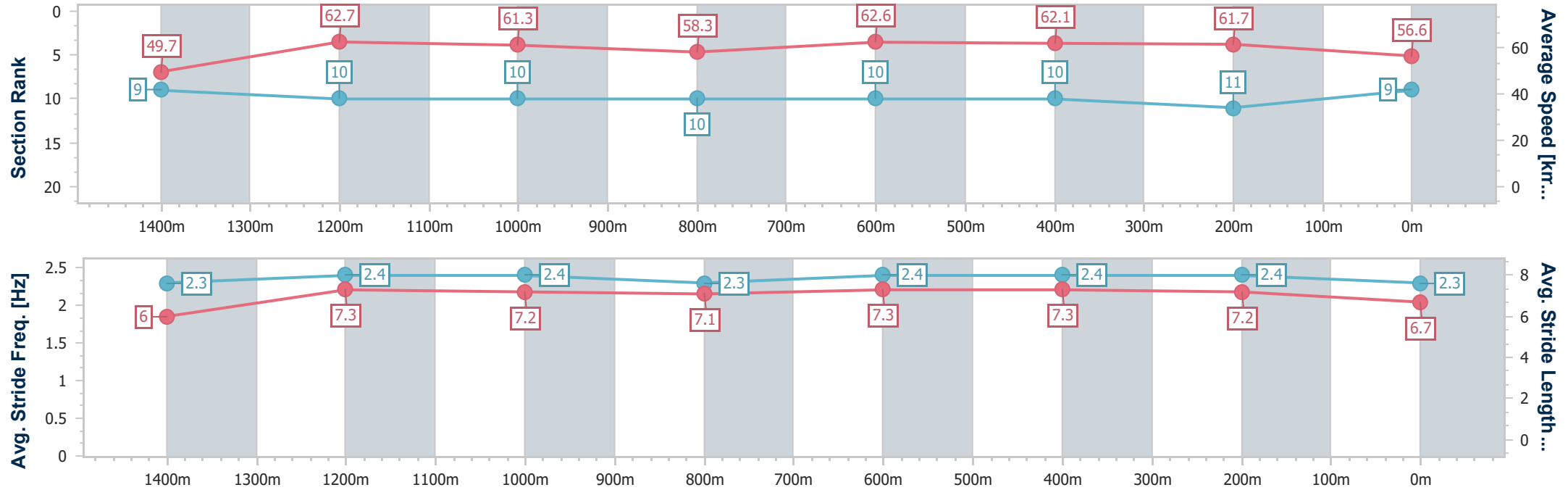
Horse/Jockey Name	Sizzling Gal
Final Rank	9
Fastest Section Time (Section)	0:11.55 (1400m)
Top Speed [km/h] (Section)	65.2 (1400m)
Race State	Finished



Doomben QLD Professional
Race 5: U&U RECRUITMENT BENCHMARK 70 Handicap -
1600m
13 July 2024 - 14:14
Track Rating: Soft 6, Weather: Overcast, Rail Position: +0.5m Entire



Section	Overall	1400m	1200m	1000m	800m	600m	400m	200m					
Section Times	1:38.09 [9] (0:14.52)	1:23.57 [9] (0:11.55)	1:12.02 [10] (0:11.73)	1:00.29 [10] (0:12.43)	0:47.86 [10] (0:11.66)	0:36.20 [10] (0:11.77)	0:24.43 [10] (0:11.70)	0:12.73 [11] (0:12.73)					
Average Speed [km/h]	49.7	62.7	61.3	58.3	62.6	62.1	61.7	56.6					
Top Speed [km/h]	61.9	65.2	63.5	59.4	63.8	63.2	63.0	60.0					
Avg. Dist. to Rail [m]	3.7	1.1	2.5	1.8	2.9	2.3	2.4	3.5					
Avg. Stride Freq. [Hz]	2.3	2.4	2.4	2.3	2.4	2.4	2.4	2.3					
Avg. Stride Length [m]	6.0	7.3	7.2	7.1	7.3	7.3	7.2	6.7					





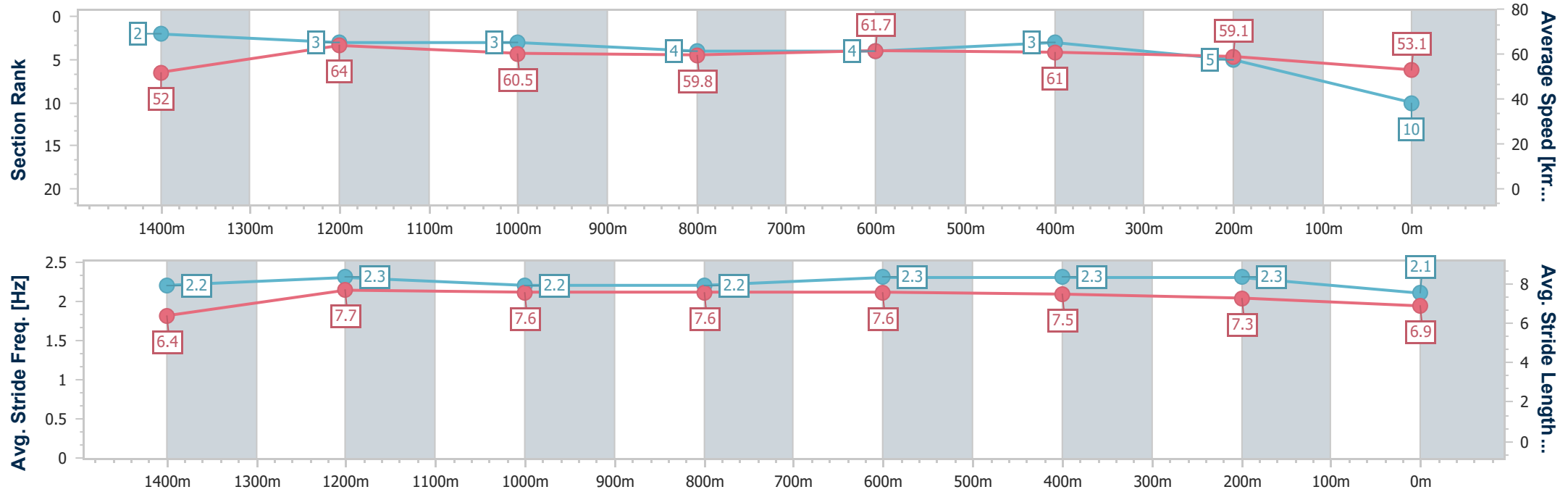
Horse/Jockey Name	Chasing Jackley
Final Rank	10
Fastest Section Time (Section)	0:11.34 (1400m)
Top Speed [km/h] (Section)	65.7 (1400m)
Race State	Finished



Doomben QLD Professional
Race 5: U&U RECRUITMENT BENCHMARK 70 Handicap -
1600m
13 July 2024 - 14:14
Track Rating: Soft 6, Weather: Overcast, Rail Position: +0.5m Entire



Section	Overall	1400m	1200m	1000m	800m	600m	400m	200m					
Section Times	1:38.43 [10] (0:13.89)	1:24.54 [2] (0:11.34)	1:13.20 [3] (0:11.91)	1:01.29 [3] (0:12.08)	0:49.21 [4] (0:11.71)	0:37.50 [4] (0:11.78)	0:25.72 [3] (0:12.14)	0:13.58 [5] (0:13.58)					
Average Speed [km/h]	52.0	64.0	60.5	59.8	61.7	61.0	59.1	53.1					
Top Speed [km/h]	65.7	65.7	62.0	61.4	62.2	62.0	60.7	57.0					
Avg. Dist. to Rail [m]	4.2	1.3	1.2	1.1	0.6	0.5	1.4	3.3					
Avg. Stride Freq. [Hz]	2.2	2.3	2.2	2.2	2.3	2.3	2.3	2.1					
Avg. Stride Length [m]	6.4	7.7	7.6	7.6	7.6	7.5	7.3	6.9					





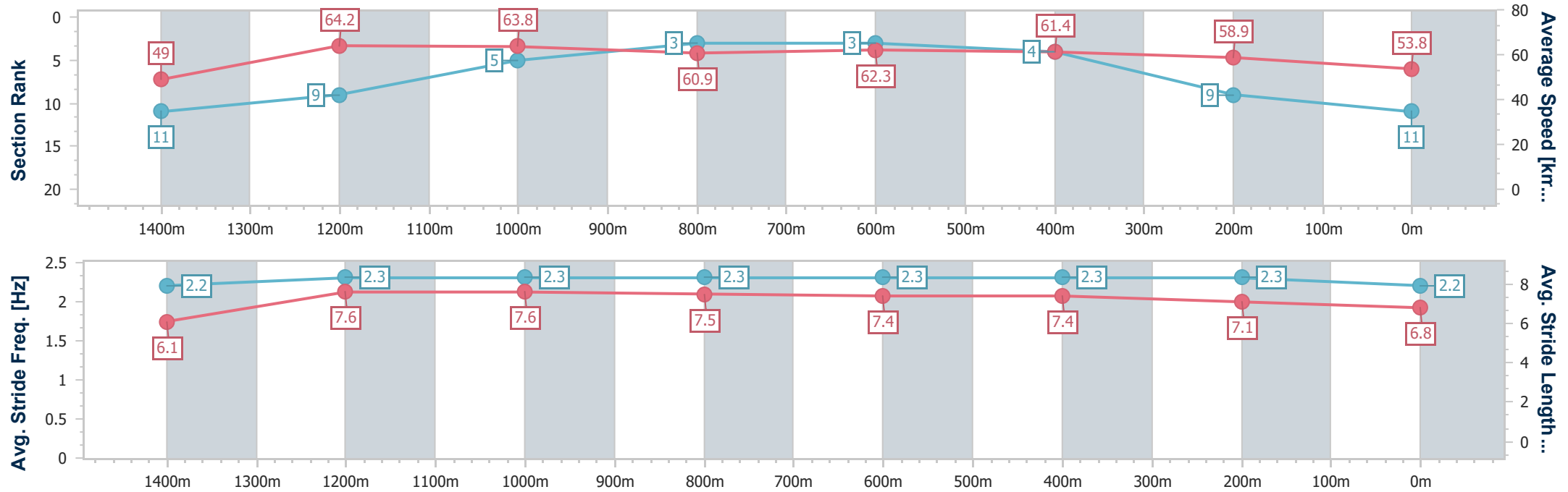
Horse/Jockey Name	Snatch
Final Rank	11
Fastest Section Time (Section)	0:11.27 (1200m)
Top Speed [km/h] (Section)	66.0 (1200m)
Race State	Finished



Doomben QLD Professional
Race 5: U&U RECRUITMENT BENCHMARK 70 Handicap -
1600m
13 July 2024 - 14:14
Track Rating: Soft 6, Weather: Overcast, Rail Position: +0.5m Entire



Section	Overall	1400m	1200m	1000m	800m	600m	400m	200m					
Section Times	1:38.47 [11] (0:14.69)	1:23.78 [11] (0:11.33)	1:12.45 [9] (0:11.27)	1:01.18 [5] (0:11.90)	0:49.28 [3] (0:11.72)	0:37.56 [3] (0:11.92)	0:25.64 [4] (0:12.23)	0:13.41 [9] (0:13.41)					
Average Speed [km/h]	49.0	64.2	63.8	60.9	62.3	61.4	58.9	53.8					
Top Speed [km/h]	61.1	65.7	66.0	62.2	63.4	63.0	60.5	56.7					
Avg. Dist. to Rail [m]	5.3	1.3	2.7	2.5	3.0	2.6	3.1	5.3					
Avg. Stride Freq. [Hz]	2.2	2.3	2.3	2.3	2.3	2.3	2.3	2.2					
Avg. Stride Length [m]	6.1	7.6	7.6	7.5	7.4	7.4	7.1	6.8					





Horse/Jockey Name	Beckford
Final Rank	12
Fastest Section Time (Section)	0:11.59 (600m)
Top Speed [km/h] (Section)	63.3 (800m)
Race State	Finished

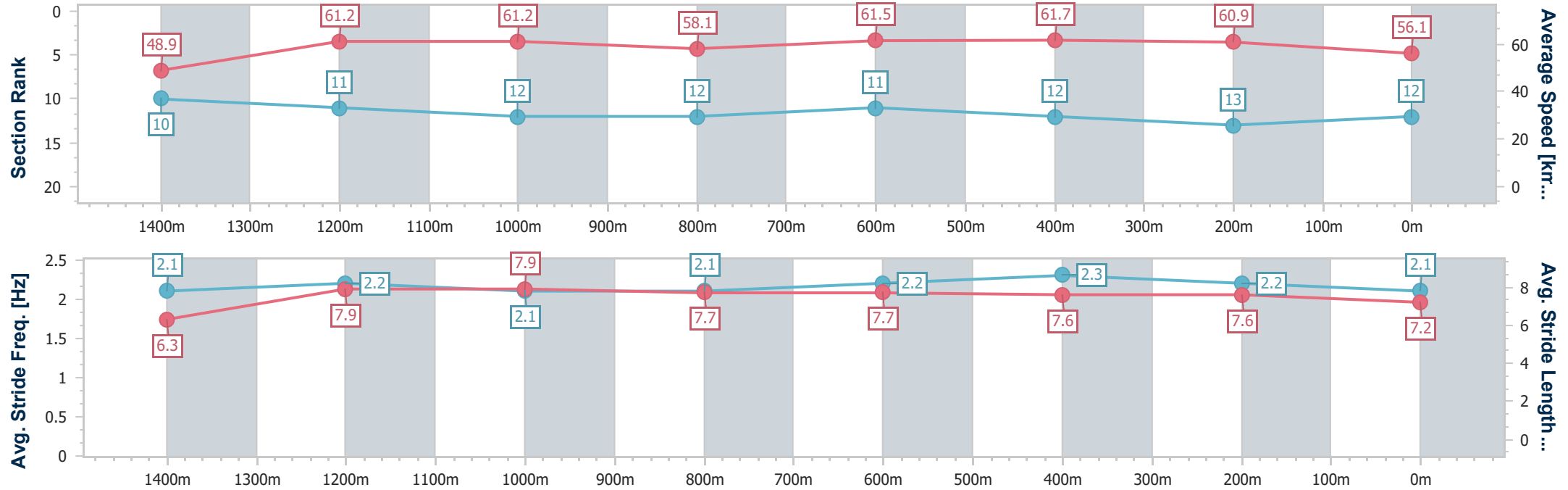


Doomben QLD Professional
Race 5: U&U RECRUITMENT BENCHMARK 70 Handicap - 1600m
13 July 2024 - 14:14
Track Rating: Soft 6, Weather: Overcast, Rail Position: +0.5m Entire



BRISBANE
RACING CLUB

Section	Overall	1400m	1200m	1000m	800m	600m	400m	200m					
Section Times	1:38.49 [12] (0:14.68)	1:23.81 [10] (0:11.74)	1:12.07 [11] (0:11.79)	1:00.28 [12] (0:12.39)	0:47.89 [12] (0:11.67)	0:36.22 [11] (0:11.59)	0:24.63 [12] (0:11.78)	0:12.85 [13] (0:12.85)					
Average Speed [km/h]	48.9	61.2	61.2	58.1	61.5	61.7	60.9	56.1					
Top Speed [km/h]	62.5	62.3	62.4	59.6	63.3	63.0	62.3	60.8					
Avg. Dist. to Rail [m]	1.1	0.4	0.7	0.4	0.2	1.2	1.1	2.0					
Avg. Stride Freq. [Hz]	2.1	2.2	2.1	2.1	2.2	2.3	2.2	2.1					
Avg. Stride Length [m]	6.3	7.9	7.9	7.7	7.7	7.6	7.6	7.2					





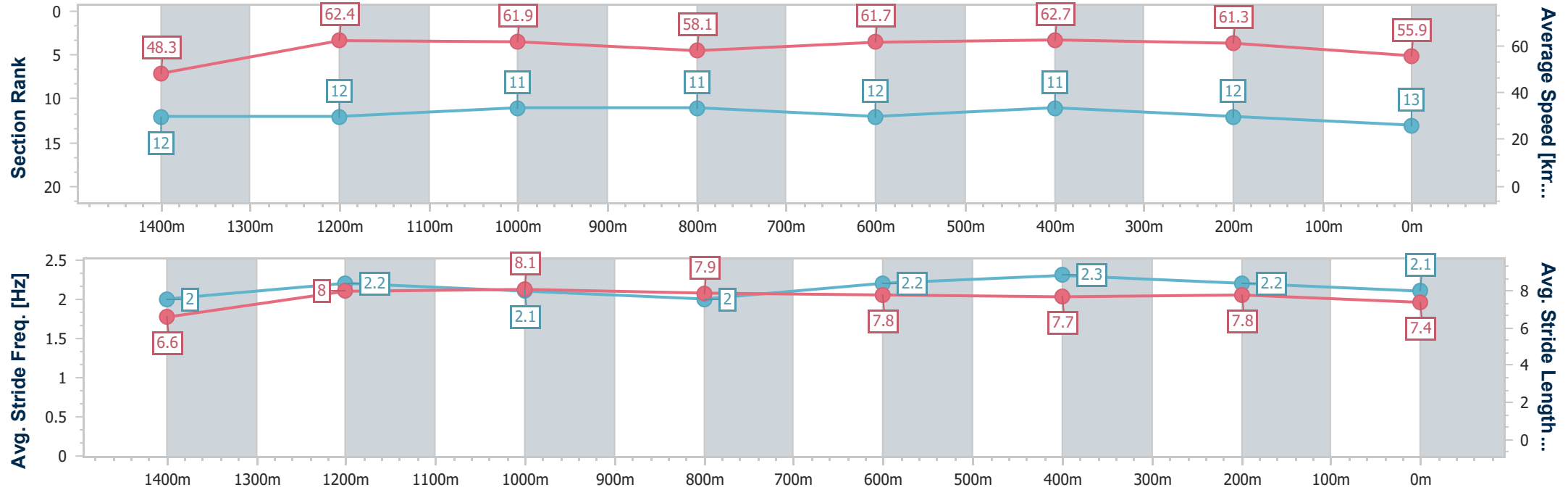
Horse/Jockey Name	Release Le Missile
Final Rank	13
Fastest Section Time (Section)	0:11.53 (600m)
Top Speed [km/h] (Section)	64.6 (1400m)
Race State	Finished



Doomben QLD Professional
Race 5: U&U RECRUITMENT BENCHMARK 70 Handicap - 1600m
13 July 2024 - 14:14
Track Rating: Soft 6, Weather: Overcast, Rail Position: +0.5m Entire



Section	Overall	1400m	1200m	1000m	800m	600m	400m	200m					
Section Times	1:38.49 [13] (0:14.82)	1:23.67 [12] (0:11.67)	1:12.00 [12] (0:11.62)	1:00.38 [11] (0:12.47)	0:47.91 [11] (0:11.73)	0:36.18 [12] (0:11.53)	0:24.65 [11] (0:11.79)	0:12.86 [12] (0:12.86)					
Average Speed [km/h]	48.3	62.4	61.9	58.1	61.7	62.7	61.3	55.9					
Top Speed [km/h]	60.8	64.6	64.3	59.7	63.8	64.0	62.2	59.4					
Avg. Dist. to Rail [m]	6.1	1.1	2.1	1.7	1.4	0.6	2.9	6.8					
Avg. Stride Freq. [Hz]	2.0	2.2	2.1	2.0	2.2	2.3	2.2	2.1					
Avg. Stride Length [m]	6.6	8.0	8.1	7.9	7.8	7.7	7.8	7.4					





Doomben QLD Professional
Race 6: SKY RACING Fillies and Mares BENCHMARK 78 Handicap - 1110m

13 July 2024 - 14:53



BRISBANE
RACING CLUB

Track Rating: Soft 6, Weather: Overcast, Rail Position: +0.5m Entire

Section		Overall				1000m	800m	600m	400m	200m	Last 600m		
Field Times		1:05.07				0:56.91	0:46.40	0:35.06	0:23.36	0:12.14	0:35.06		
		(0:08.16)				(0:10.51)	(0:11.34)	(0:11.70)	(0:11.22)	(0:12.14)			
Rank	TAB Horse/Jockey	Barrier	Top Speed [km/h]	Fastest Section							Margin	Distance Travelled [m]	
1	2 LIQUOR	3	69.7	0:08.16	1:05.07 [1]	0:56.91 [2]	0:46.40 [1]	0:35.06 [1]	0:23.28 [3]	0:12.14 [1]	1:05.07	0:35.06	
	Angela Jones		1000m	Overall	(0:08.16)	(0:10.51)	(0:11.34)	(0:11.78)	(0:11.14)	(0:12.14)			
2	7 JAYANTHI	12	68.7	0:08.86	1:05.30 [2]	0:56.44 [8]	0:45.57 [8]	0:34.62 [7]	0:23.08 [7]	0:12.19 [3]	1.35L	0:34.62	+0
	Damien Thornton		1000m	Overall	(0:08.86)	(0:10.87)	(0:10.95)	(0:11.54)	(0:10.89)	(0:12.19)			
3	9 MISS MIDDLE PARK	6	68.8	0:08.85	1:05.37 [3]	0:56.52 [7]	0:45.83 [7]	0:34.66 [8]	0:23.09 [8]	0:12.02 [7]	1.74L	0:34.66	-4
	Jag Guthmann-Chester		1000m	Overall	(0:08.85)	(0:10.69)	(0:11.17)	(0:11.57)	(0:11.07)	(0:12.02)			
4	3 MAID TO FIT	1	71.4	0:08.47	1:05.41 [4]	0:56.94 [4]	0:46.41 [4]	0:35.11 [4]	0:23.36 [5]	0:12.15 [6]	1.99L	0:35.11	-4
	Cejay Graham		1000m	Overall	(0:08.47)	(0:10.53)	(0:11.30)	(0:11.75)	(0:11.21)	(0:12.15)			
5	10 MOUETTE	7	68.9	0:08.29	1:05.67 [5]	0:57.38 [3]	0:46.65 [5]	0:35.44 [3]	0:23.96 [1]	0:12.70 [2]	3.53L	0:35.44	-3
	Tahlia Fenlon		1000m	Overall	(0:08.29)	(0:10.73)	(0:11.21)	(0:11.48)	(0:11.26)	(0:12.70)			
6	11 GEE BEE ESS	5	67.8	0:08.63	1:05.94 [6]	0:57.31 [6]	0:46.57 [6]	0:35.38 [6]	0:23.77 [6]	0:12.57 [8]	5.11L	0:35.38	-10
	Marnu Potgieter		1000m	Overall	(0:08.63)	(0:10.74)	(0:11.19)	(0:11.61)	(0:11.20)	(0:12.57)			
7	8 LENNIC	4	69.4	0:08.16	1:06.21 [7]	0:58.05 [1]	0:47.43 [2]	0:36.09 [2]	0:24.44 [2]	0:12.95 [5]	6.7L	0:36.09	-2
	Boris Thornton		1000m	Overall	(0:08.16)	(0:10.62)	(0:11.34)	(0:11.65)	(0:11.49)	(0:12.95)			

Scratched: Glorious Ruby (#6), Bold And Lucy (#4), Amore Veloce (#5), Affinity Flyer (#12), Nanagui (#1)



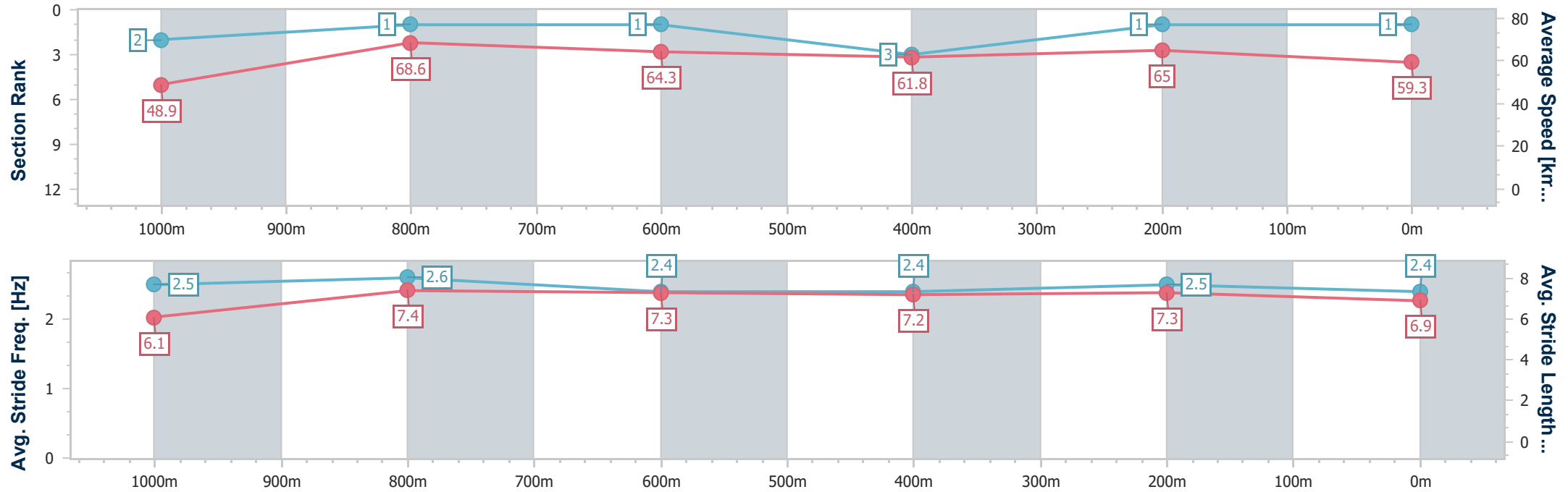
Horse/Jockey Name	Liquor
Final Rank	1
Fastest Section Time (Section)	0:08.16 (Overall)
Top Speed [km/h] (Section)	69.7 (1000m)
Race State	Finished



Doomben QLD Professional
Race 6: SKY RACING Fillies and Mares BENCHMARK 78
Handicap - 1110m
13 July 2024 - 14:53
Track Rating: Soft 6, Weather: Overcast, Rail Position: +0.5m Entire



Section	Overall	1000m	800m	600m	400m	200m								
Section Times	1:05.07 [1] (0:08.16)	0:56.91 [2] (0:10.51)	0:46.40 [1] (0:11.34)	0:35.06 [1] (0:11.78)	0:23.28 [3] (0:11.14)	0:12.14 [1] (0:12.14)								
Average Speed [km/h]	48.9	68.6	64.3	61.8	65.0	59.3								
Top Speed [km/h]	67.1	69.7	68.3	64.3	67.0	63.7								
Avg. Dist. to Rail [m]	2.8	1.4	2.5	2.6	3.3	3.5								
Avg. Stride Freq. [Hz]	2.5	2.6	2.4	2.4	2.5	2.4								
Avg. Stride Length [m]	6.1	7.4	7.3	7.2	7.3	6.9								





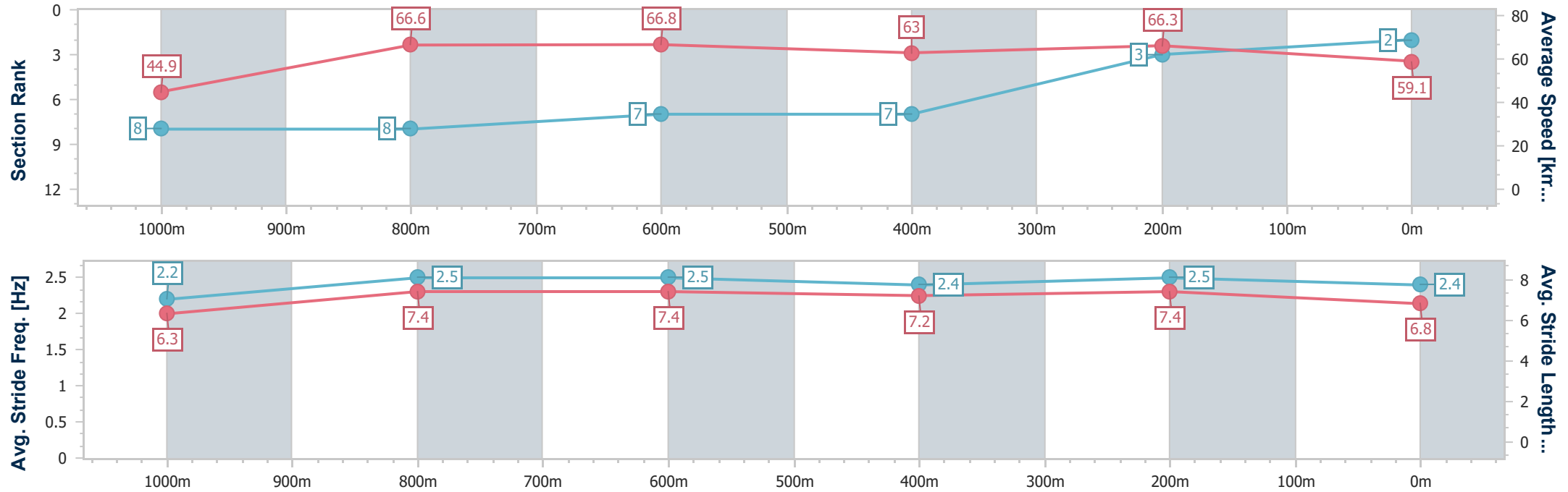
Horse/Jockey Name	Jayanthi
Final Rank	2
Fastest Section Time (Section)	0:08.86 (Overall)
Top Speed [km/h] (Section)	68.7 (1000m)
Race State	Finished



Doomben QLD Professional
Race 6: SKY RACING Fillies and Mares BENCHMARK 78
Handicap - 1110m
13 July 2024 - 14:53
Track Rating: Soft 6, Weather: Overcast, Rail Position: +0.5m Entire



Section	Overall	1000m	800m	600m	400m	200m								
Section Times	1:05.30 [2] (0:08.86)	0:56.44 [8] (0:10.87)	0:45.57 [8] (0:10.95)	0:34.62 [7] (0:11.54)	0:23.08 [7] (0:10.89)	0:12.19 [3] (0:12.19)								
Average Speed [km/h]	44.9	66.6	66.8	63.0	66.3	59.1								
Top Speed [km/h]	62.9	68.7	67.8	66.4	67.1	65.1								
Avg. Dist. to Rail [m]	11.2	4.8	2.5	2.6	2.3	6.0								
Avg. Stride Freq. [Hz]	2.2	2.5	2.5	2.4	2.5	2.4								
Avg. Stride Length [m]	6.3	7.4	7.4	7.2	7.4	6.8								





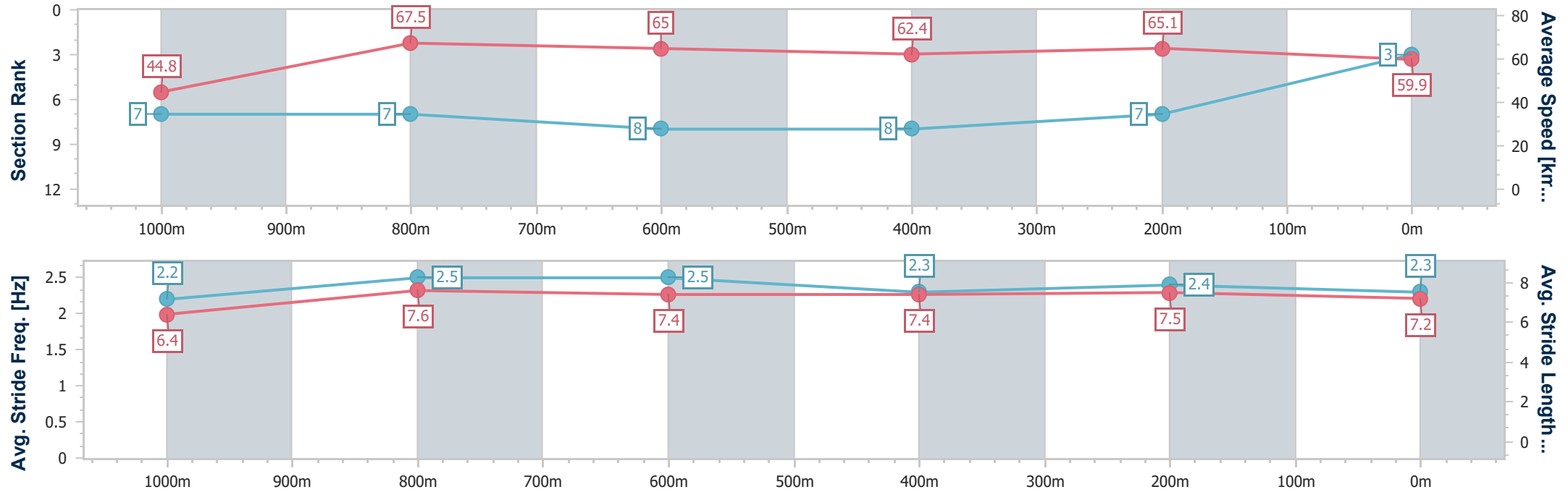
Horse/Jockey Name	Miss Middle Park
Final Rank	3
Fastest Section Time (Section)	0:08.85 (Overall)
Top Speed [km/h] (Section)	68.8 (1000m)
Race State	Finished



Doomben QLD Professional
Race 6: SKY RACING Fillies and Mares BENCHMARK 78
Handicap - 1110m
13 July 2024 - 14:53
Track Rating: Soft 6, Weather: Overcast, Rail Position: +0.5m Entire



Section	Overall	1000m	800m	600m	400m	200m								
Section Times	1:05.37 [3] (0:08.85)	0:56.52 [7] (0:10.69)	0:45.83 [7] (0:11.17)	0:34.66 [8] (0:11.57)	0:23.09 [8] (0:11.07)	0:12.02 [7] (0:12.02)								
Average Speed [km/h]	44.8	67.5	65.0	62.4	65.1	59.9								
Top Speed [km/h]	64.7	68.8	68.4	64.4	66.3	63.3								
Avg. Dist. to Rail [m]	3.9	1.0	2.1	1.0	1.8	4.3								
Avg. Stride Freq. [Hz]	2.2	2.5	2.5	2.3	2.4	2.3								
Avg. Stride Length [m]	6.4	7.6	7.4	7.4	7.5	7.2								





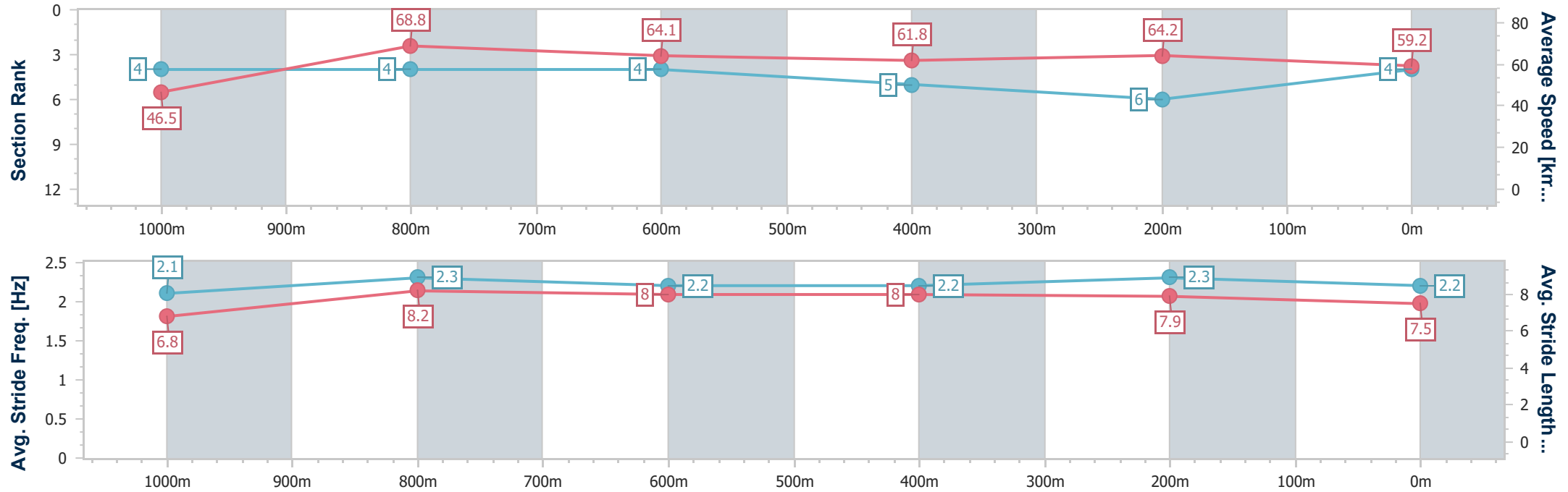
Horse/Jockey Name	Maid To Fit
Final Rank	4
Fastest Section Time (Section)	0:08.47 (Overall)
Top Speed [km/h] (Section)	71.4 (1000m)
Race State	Finished



Doomben QLD Professional
Race 6: SKY RACING Fillies and Mares BENCHMARK 78
Handicap - 1110m
13 July 2024 - 14:53
Track Rating: Soft 6, Weather: Overcast, Rail Position: +0.5m Entire



Section	Overall	1000m	800m	600m	400m	200m							
Section Times	1:05.41 [4] (0:08.47)	0:56.94 [4] (0:10.53)	0:46.41 [4] (0:11.30)	0:35.11 [4] (0:11.75)	0:23.36 [5] (0:11.21)	0:12.15 [6] (0:12.15)							
Average Speed [km/h]	46.5	68.8	64.1	61.8	64.2	59.2							
Top Speed [km/h]	66.0	71.4	66.7	64.0	65.4	62.5							
Avg. Dist. to Rail [m]	0.7	0.4	1.8	1.3	1.1	1.8							
Avg. Stride Freq. [Hz]	2.1	2.3	2.2	2.2	2.3	2.2							
Avg. Stride Length [m]	6.8	8.2	8.0	8.0	7.9	7.5							





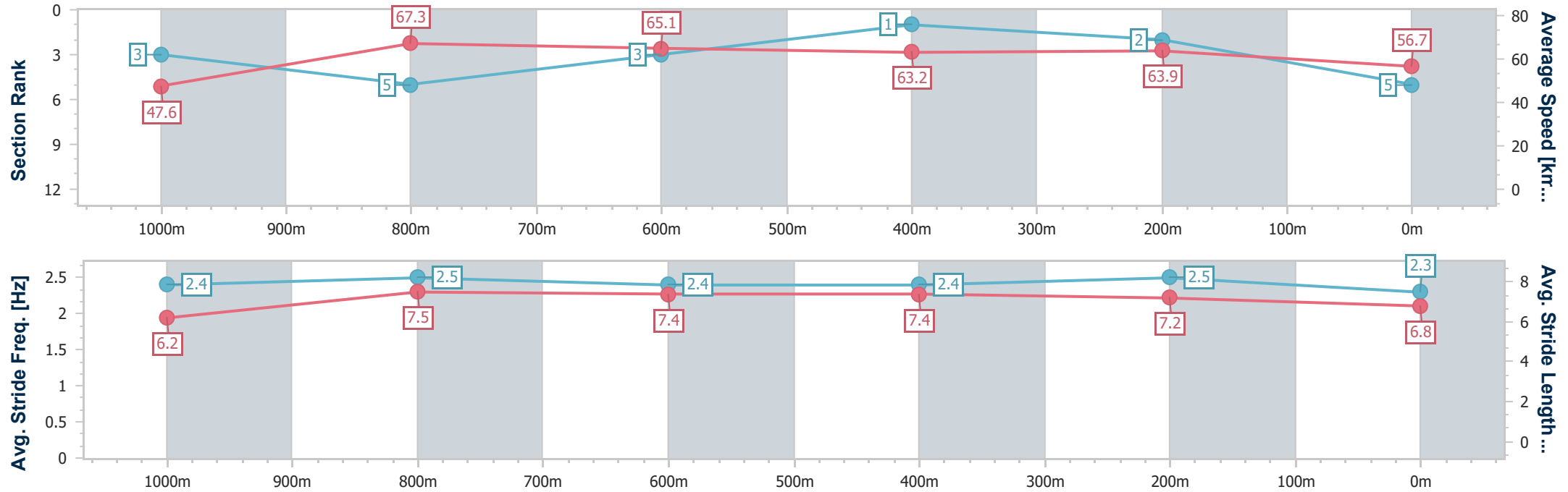
Horse/Jockey Name	Mouette
Final Rank	5
Fastest Section Time (Section)	0:08.29 (Overall)
Top Speed [km/h] (Section)	68.9 (1000m)
Race State	Finished



Doomben QLD Professional
Race 6: SKY RACING Fillies and Mares BENCHMARK 78
Handicap - 1110m
13 July 2024 - 14:53
Track Rating: Soft 6, Weather: Overcast, Rail Position: +0.5m Entire



Section	Overall	1000m	800m	600m	400m	200m							
Section Times	1:05.67 [5] (0:08.29)	0:57.38 [3] (0:10.73)	0:46.65 [5] (0:11.21)	0:35.44 [3] (0:11.48)	0:23.96 [1] (0:11.26)	0:12.70 [2] (0:12.70)							
Average Speed [km/h]	47.6	67.3	65.1	63.2	63.9	56.7							
Top Speed [km/h]	66.1	68.9	67.5	64.0	65.0	61.1							
Avg. Dist. to Rail [m]	5.6	2.1	2.3	1.6	1.9	4.2							
Avg. Stride Freq. [Hz]	2.4	2.5	2.4	2.4	2.5	2.3							
Avg. Stride Length [m]	6.2	7.5	7.4	7.4	7.2	6.8							





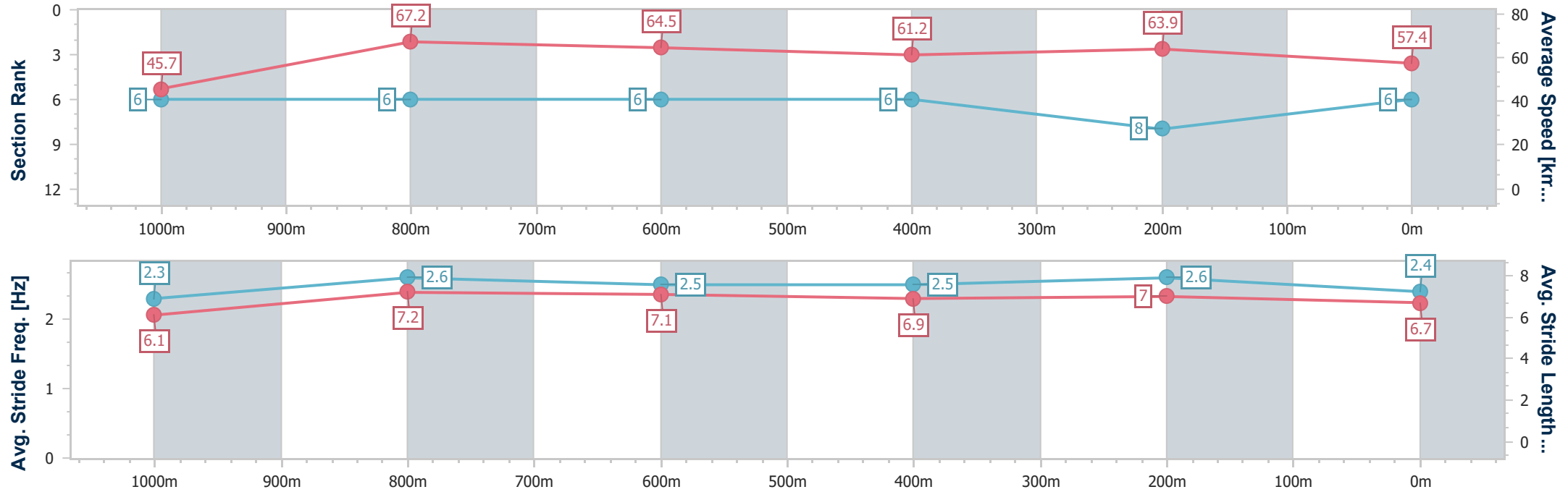
Horse/Jockey Name	Gee Bee Ess
Final Rank	6
Fastest Section Time (Section)	0:08.63 (Overall)
Top Speed [km/h] (Section)	67.8 (1000m)
Race State	Finished



Doomben QLD Professional
Race 6: SKY RACING Fillies and Mares BENCHMARK 78
Handicap - 1110m
13 July 2024 - 14:53
Track Rating: Soft 6, Weather: Overcast, Rail Position: +0.5m Entire



Section	Overall	1000m	800m	600m	400m	200m								
Section Times	1:05.94 [6] (0:08.63)	0:57.31 [6] (0:10.74)	0:46.57 [6] (0:11.19)	0:35.38 [6] (0:11.61)	0:23.77 [6] (0:11.20)	0:12.57 [8] (0:12.57)								
Average Speed [km/h]	45.7	67.2	64.5	61.2	63.9	57.4								
Top Speed [km/h]	65.1	67.8	66.7	63.1	65.9	61.6								
Avg. Dist. to Rail [m]	3.5	1.0	0.3	1.7	1.3	2.0								
Avg. Stride Freq. [Hz]	2.3	2.6	2.5	2.5	2.6	2.4								
Avg. Stride Length [m]	6.1	7.2	7.1	6.9	7.0	6.7								





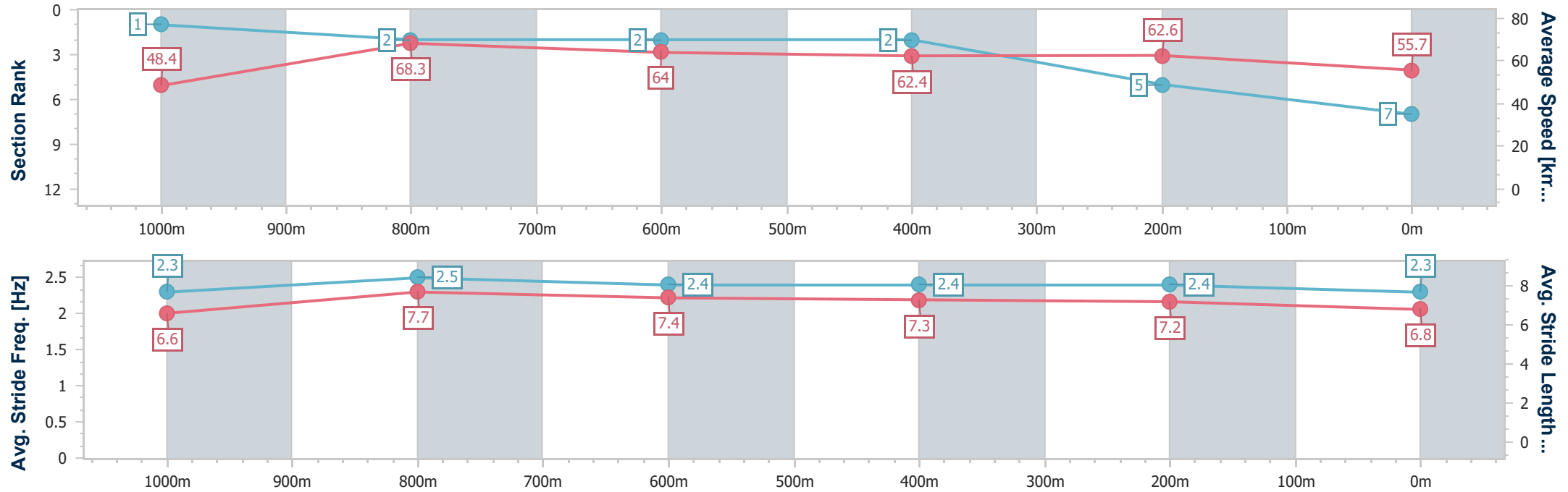
Horse/Jockey Name	Lennic
Final Rank	7
Fastest Section Time (Section)	0:08.16 (Overall)
Top Speed [km/h] (Section)	69.4 (1000m)
Race State	Finished



Doomben QLD Professional
Race 6: SKY RACING Fillies and Mares BENCHMARK 78
Handicap - 1110m
13 July 2024 - 14:53
Track Rating: Soft 6, Weather: Overcast, Rail Position: +0.5m Entire



Section	Overall	1000m	800m	600m	400m	200m							
Section Times	1:06.21 [7] (0:08.16)	0:58.05 [1] (0:10.62)	0:47.43 [2] (0:11.34)	0:36.09 [2] (0:11.65)	0:24.44 [2] (0:11.49)	0:12.95 [5] (0:12.95)							
Average Speed [km/h]	48.4	68.3	64.0	62.4	62.6	55.7							
Top Speed [km/h]	66.9	69.4	67.0	63.5	64.4	60.1							
Avg. Dist. to Rail [m]	3.9	2.4	2.2	1.5	2.2	3.8							
Avg. Stride Freq. [Hz]	2.3	2.5	2.4	2.4	2.4	2.3							
Avg. Stride Length [m]	6.6	7.7	7.4	7.3	7.2	6.8							





Doomben QLD Professional
Race 7: EUREKA STUD Class 3 Plate - 1350m
13 July 2024 - 15:38



Track Rating: Soft 6, Weather: Overcast, Rail Position: +0.5m Entire

Section						Overall	1200m	1000m	800m	600m	400m	Last 600m	
Field Times						1:20.12 (0:10.83)	1:09.29 (0:10.51)	0:58.78 (0:10.88)	0:47.90 (0:11.65)	0:36.25 (0:11.90)	0:24.35 (0:11.72)	0:36.25 (0:11.72)	
Rank	TAB	Horse/Jockey	Barrier	Top Speed [km/h]	Fastest Section								Distance Travelled [m]
1	13	DEEP RESPECT	7	69.2	0:10.64	1:20.12 [1]	1:09.28 [2]	0:58.64 [3]	0:47.54 [5]	0:35.87 [6]	0:24.03 [6]	0:35.87	
		Kyle Wilson-Taylor		1200m	1200m	(0:10.84)	(0:10.64)	(0:11.10)	(0:11.67)	(0:11.84)	(0:11.48)		
2	10	WARBY	19	69.9	0:10.46	1:20.13 [2]	1:08.85 [7]	0:58.39 [7]	0:47.39 [6]	0:35.91 [5]	0:24.25 [2]	0:35.91	+4
		Vlad Duric		1200m	1200m	(0:11.28)	(0:10.46)	(0:11.00)	(0:11.48)	(0:11.66)	(0:11.66)		
3	1	ATMOSPHERE	14	71.4	0:10.41	1:20.25 [3]	1:09.32 [4]	0:58.91 [1]	0:48.03 [1]	0:36.38 [1]	0:24.48 [1]	0:36.38	-6
		Angela Jones		1200m	1200m	(0:10.93)	(0:10.41)	(0:10.88)	(0:11.65)	(0:11.90)	(0:11.72)		
4	4	IVAN'S HERO	5	68.1	0:10.74	1:20.43 [4]	1:09.51 [3]	0:58.77 [6]	0:47.63 [8]	0:35.99 [8]	0:24.24 [8]	0:35.99	-1
		Jake Bayliss		1200m	1200m	(0:10.92)	(0:10.74)	(0:11.14)	(0:11.64)	(0:11.75)	(0:11.65)		
5	16	BROSNAN	8	69.6	0:10.60	1:20.47 [5]	1:08.90 [10]	0:58.30 [9]	0:47.24 [10]	0:35.78 [9]	0:24.05 [9]	0:35.78	-2
		Damien Thornton		1200m	1200m	(0:11.57)	(0:10.60)	(0:11.06)	(0:11.46)	(0:11.73)	(0:11.61)		
6	5	KALUMBURU	4	68.6	0:10.73	1:20.71 [6]	1:09.24 [9]	0:58.51 [10]	0:47.50 [9]	0:35.94 [10]	0:24.23 [10]	0:35.94	-4
		Jake Molloy		1200m	1200m	(0:11.47)	(0:10.73)	(0:11.01)	(0:11.56)	(0:11.71)	(0:11.76)		
7	15	KIND WISH	1	69.7	0:10.52	1:20.73 [7]	1:09.65 [6]	0:59.13 [5]	0:48.27 [3]	0:36.62 [3]	0:24.76 [4]	0:36.62	-7
		Tahlia Fenlon		1200m	1200m	(0:11.08)	(0:10.52)	(0:10.86)	(0:11.65)	(0:11.86)	(0:11.78)		
8	8	SMYTZER	18	69.4	0:10.59	1:21.17 [8]	1:10.19 [5]	0:59.60 [4]	0:48.60 [4]	0:37.00 [4]	0:25.15 [5]	0:37.00	+2
		Marnu Potgieter		1200m	1200m	(0:10.98)	(0:10.59)	(0:11.00)	(0:11.60)	(0:11.85)	(0:11.87)		
9	22	TOBA	2	69.3	0:10.61	1:21.35 [9]	1:09.99 [8]	0:59.38 [8]	0:48.57 [7]	0:36.99 [7]	0:25.16 [7]	0:36.99	-8
		Samantha Collett		1200m	1200m	(0:11.36)	(0:10.61)	(0:10.81)	(0:11.58)	(0:11.83)	(0:11.99)		
10	20	FLYING BIRDS	12	69.5	0:10.52	1:21.60 [10]	1:10.77 [1]	1:00.25 [2]	0:49.24 [2]	0:37.57 [2]	0:25.69 [3]	0:37.57	-3
		Boris Thornton		1200m	1200m	(0:10.83)	(0:10.52)	(0:11.01)	(0:11.67)	(0:11.88)	(0:12.24)		

Scratched: Green Shadows (#3), Affinity Flyer (#12), Diana's Affair (#19), Little Cointreau (#6), Nickelback (#11), I Am Takingthelot (#14), Ceasar (#2), Lubrication (#7), Super Duck (#21), Thankful Heart (#9),

Report Created: Sat 13 July 2024 15:53 GMT+10 (Note: Timing is based on position data)

Page 1/15

[] Ranking at each section and finish
-:-:- No data available at this section
NA No data available

SCN Saddle cloth number
DNF Did not finish
DNT Did not track

data processed by  TRIPLESDATA



Doomben QLD Professional
Race 7: EUREKA STUD Class 3 Plate - 1350m
13 July 2024 - 15:38



Track Rating: Soft 6, Weather: Overcast, Rail Position: +0.5m Entire

Section						Overall	1200m	1000m	800m	600m	400m	Last 600m	
Field Times						1:20.12 (0:10.83)	1:09.29 (0:10.51)	0:58.78 (0:10.88)	0:47.90 (0:11.65)	0:36.25 (0:11.90)	0:24.35 (0:11.72)	0:36.25	
Rank	TAB	Horse/Jockey	Barrier	Top Speed [km/h]	Fastest Section								Distance Travelled [m]
11	17	ECHOES OF MY MIND	9	65.3	0:11.13	1:24.68 [11]	1:13.02 [11]	1:01.89 [11]	0:50.48 [11]	0:38.78 [11]	0:26.79 [11]	0:38.78	-7
		Michael Rodd		1200m	1200m	(0:11.66)	(0:11.13)	(0:11.41)	(0:11.70)	(0:11.99)	(0:12.47)		

Scratched: Green Shadows (#3), Affinity Flyer (#12), Diana's Affair (#19), Little Cointreau (#6), Nickelback (#11), I Am Takingthelot (#14), Ceasar (#2), Lubrication (#7), Super Duck (#21), Thankful Heart (#9),



Doomben QLD Professional
Race 7: EUREKA STUD Class 3 Plate - 1350m
13 July 2024 - 15:38



Track Rating: Soft 6, Weather: Overcast, Rail Position: +0.5m Entire

Section Field Times				200m 0:12.63 (0:12.63)				Last 600m 0:36.25	
Rank	TAB	Horse/Jockey	Barrier	Top Speed [km/h]	Fastest Section	Margin		Distance Travelled [m]	
1	13	DEEP RESPECT	7	69.2	0:10.64	0:12.55 [3]	1:20.12	0:35.87	
		Kyle Wilson-Taylor		1200m	1200m	(0:12.55)			
2	10	WARBY	19	69.9	0:10.46	0:12.59 [2]	0.09L	0:35.91	+4
		Vlad Duric		1200m	1200m	(0:12.59)			
3	1	ATMOSPHERE	14	71.4	0:10.41	0:12.76 [1]	0.79L	0:36.38	-6
		Angela Jones		1200m	1200m	(0:12.76)			
4	4	IVAN'S HERO	5	68.1	0:10.74	0:12.59 [5]	1.84L	0:35.99	-1
		Jake Bayliss		1200m	1200m	(0:12.59)			
5	16	BROSNAN	8	69.6	0:10.60	0:12.44 [7]	2.11L	0:35.78	-2
		Damien Thornton		1200m	1200m	(0:12.44)			
6	5	KALUMBURU	4	68.6	0:10.73	0:12.47 [10]	3.49L	0:35.94	-4
		Jake Molloy		1200m	1200m	(0:12.47)			
7	15	KIND WISH	1	69.7	0:10.52	0:12.98 [4]	3.59L	0:36.62	-7
		Tahlia Fenlon		1200m	1200m	(0:12.98)			
8	8	SMYTZER	18	69.4	0:10.59	0:13.28 [6]	6.19L	0:37.00	+2
		Marnu Potgieter		1200m	1200m	(0:13.28)			
9	22	TOBA	2	69.3	0:10.61	0:13.17 [9]	7.27L	0:36.99	-8
		Samantha Collett		1200m	1200m	(0:13.17)			
10	20	FLYING BIRDS	12	69.5	0:10.52	0:13.45 [8]	8.7L	0:37.57	-3
		Boris Thornton		1200m	1200m	(0:13.45)			

Scratched: Green Shadows (#3), Affinity Flyer (#12), Diana's Affair (#19), Little Cointreau (#6), Nickelback (#11), I Am Takingthelot (#14), Ceasar (#2), Lubrication (#7), Super Duck (#21), Thankful Heart (#9),

Report Created: Sat 13 July 2024 15:53 GMT+10 (Note: Timing is based on position data)

Page 3/15

[] Ranking at each section and finish
-:-:- No data available at this section
NA No data available

SCN Saddle cloth number
DNF Did not finish
DNT Did not track

data processed by  TRIPLESDATA



Doomben QLD Professional
Race 7: EUREKA STUD Class 3 Plate - 1350m
13 July 2024 - 15:38



Track Rating: Soft 6, Weather: Overcast, Rail Position: +0.5m Entire

Section						200m	Last 600m		
Field Times						0:12.63 (0:12.63)	0:36.25		
Rank	TAB	Horse/Jockey	Barrier	Top Speed [km/h]	Fastest Section	Margin	Distance Travelled [m]		
11	17	ECHOES OF MY MIND	9	65.3	0:11.13	0:14.32 [11]	26.82L	0:38.78	
		Michael Rodd		1200m	1200m	(0:14.32)			

Scratched: Green Shadows (#3), Affinity Flyer (#12), Diana's Affair (#19), Little Cointreau (#6), Nickelback (#11), I Am Takingthelot (#14), Ceasar (#2), Lubrication (#7), Super Duck (#21), Thankful Heart (#9),



Horse/Jockey Name	Deep Respect
Final Rank	1
Fastest Section Time (Section)	0:10.64 (1200m)
Top Speed [km/h] (Section)	69.2 (1200m)
Race State	Finished

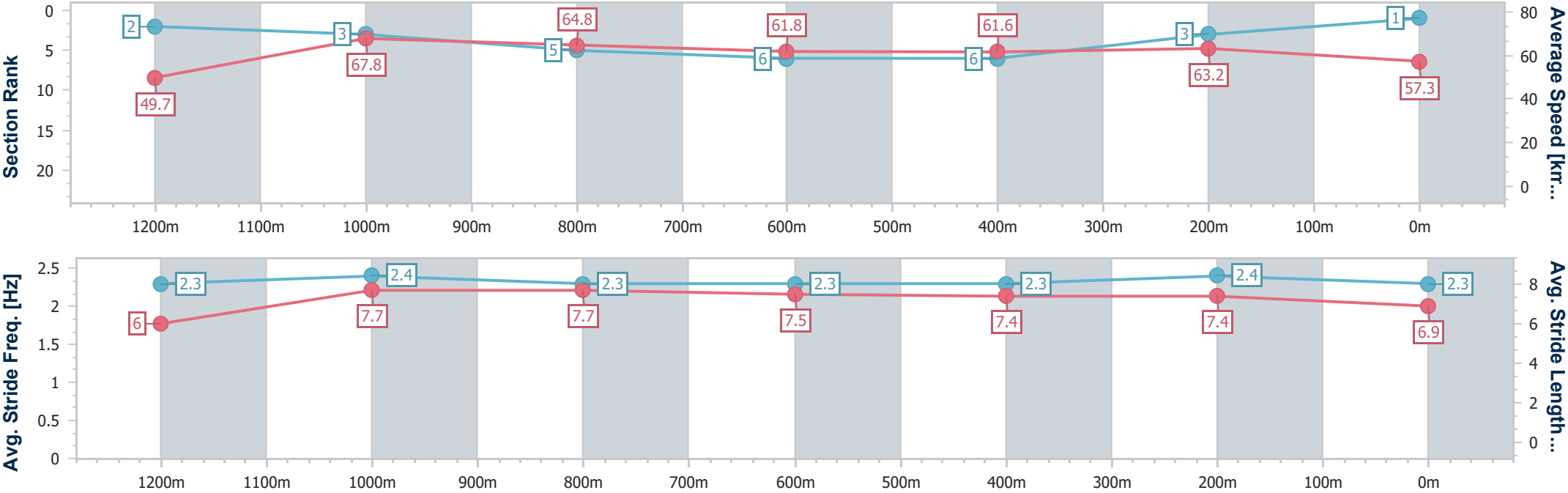


Doomben QLD Professional
Race 7: EUREKA STUD Class 3 Plate - 1350m
13 July 2024 - 15:38
Track Rating: Soft 6, Weather: Overcast, Rail Position: +0.5m Entire



BRISBANE
RACING CLUB

Section	Overall	1200m	1000m	800m	600m	400m	200m						
Section Times	1:20.12 [1] (0:10.84)	1:09.28 [2] (0:10.64)	0:58.64 [3] (0:11.10)	0:47.54 [5] (0:11.67)	0:35.87 [6] (0:11.84)	0:24.03 [6] (0:11.48)	0:12.55 [3] (0:12.55)						
Average Speed [km/h]	49.7	67.8	64.8	61.8	61.6	63.2	57.3						
Top Speed [km/h]	66.2	69.2	66.3	64.4	62.8	65.0	61.8						
Avg. Dist. to Rail [m]	5.3	1.3	0.3	0.6	2.1	4.0	4.2						
Avg. Stride Freq. [Hz]	2.3	2.4	2.3	2.3	2.3	2.4	2.3						
Avg. Stride Length [m]	6.0	7.7	7.7	7.5	7.4	7.4	6.9						





Horse/Jockey Name	Warby
Final Rank	2
Fastest Section Time (Section)	0:10.46 (1200m)
Top Speed [km/h] (Section)	69.9 (1200m)
Race State	Finished

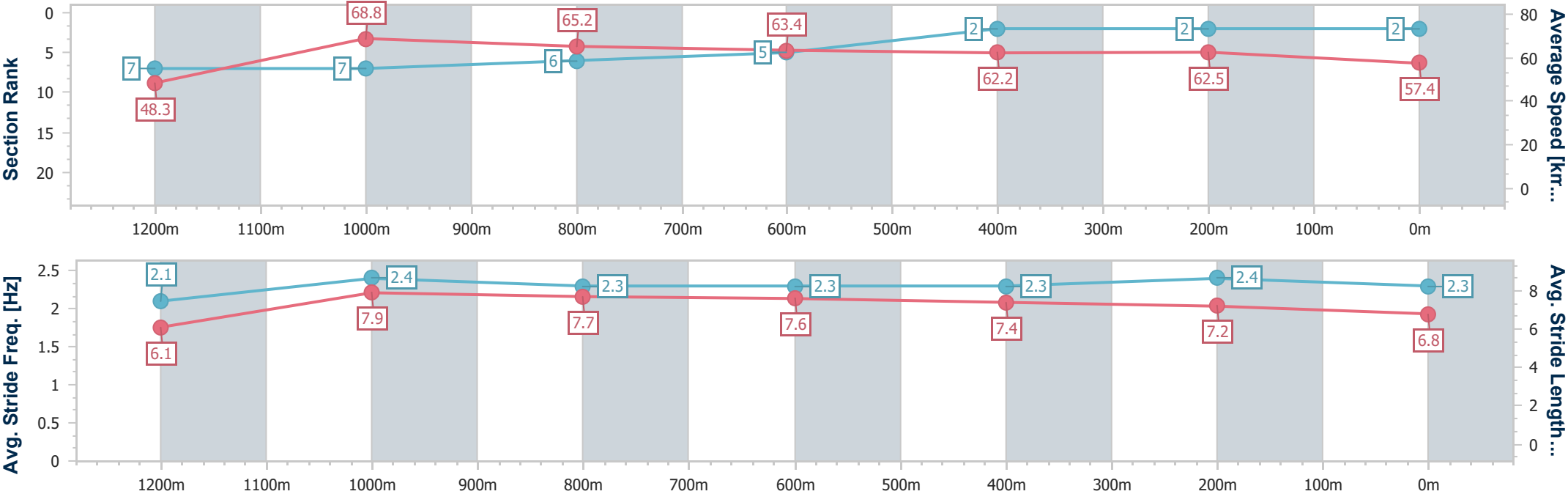


Doomben QLD Professional
Race 7: EUREKA STUD Class 3 Plate - 1350m
13 July 2024 - 15:38
Track Rating: Soft 6, Weather: Overcast, Rail Position: +0.5m Entire



BRISBANE
RACING CLUB

Section	Overall	1200m	1000m	800m	600m	400m	200m						
Section Times	1:20.13 [2] (0:11.28)	1:08.85 [7] (0:10.46)	0:58.39 [7] (0:11.00)	0:47.39 [6] (0:11.48)	0:35.91 [5] (0:11.66)	0:24.25 [2] (0:11.66)	0:12.59 [2] (0:12.59)						
Average Speed [km/h]	48.3	68.8	65.2	63.4	62.2	62.5	57.4						
Top Speed [km/h]	67.1	69.9	67.9	64.8	63.4	63.8	61.2						
Avg. Dist. to Rail [m]	11.3	2.3	0.6	1.4	2.0	5.7	6.6						
Avg. Stride Freq. [Hz]	2.1	2.4	2.3	2.3	2.3	2.4	2.3						
Avg. Stride Length [m]	6.1	7.9	7.7	7.6	7.4	7.2	6.8						





Horse/Jockey Name	Atmosphere
Final Rank	3
Fastest Section Time (Section)	0:10.41 (1200m)
Top Speed [km/h] (Section)	71.4 (1200m)
Race State	Finished

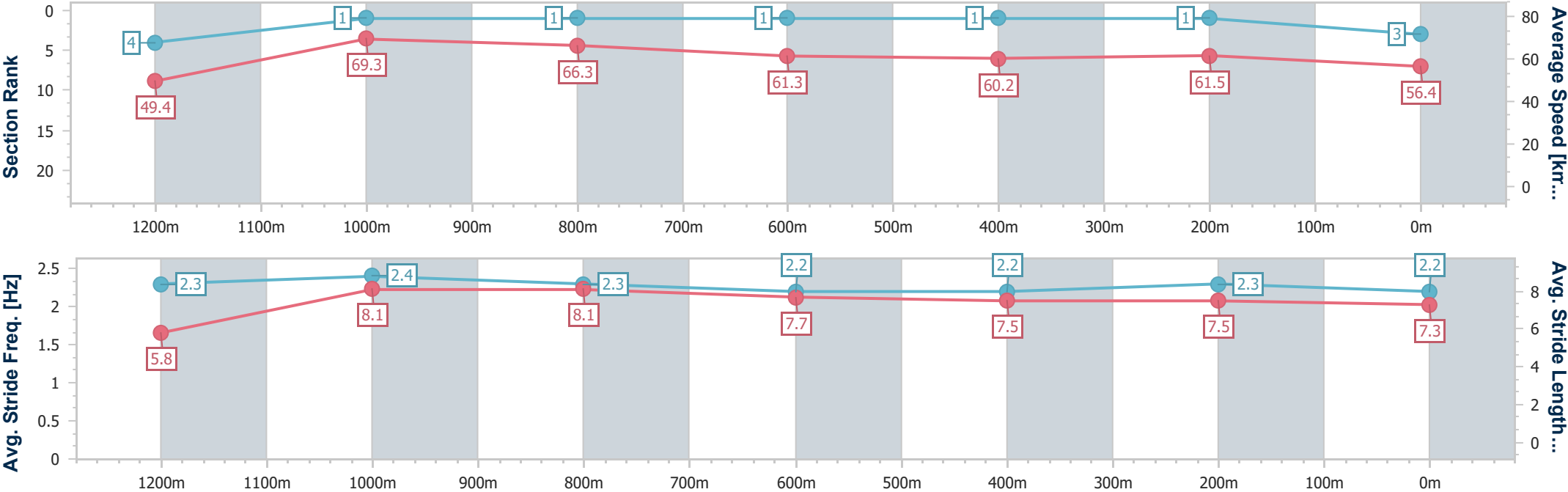


Doomben QLD Professional
Race 7: EUREKA STUD Class 3 Plate - 1350m
13 July 2024 - 15:38
Track Rating: Soft 6, Weather: Overcast, Rail Position: +0.5m Entire



BRISBANE
RACING CLUB

Section	Overall	1200m	1000m	800m	600m	400m	200m						
Section Times	1:20.25 [3] (0:10.93)	1:09.32 [4] (0:10.41)	0:58.91 [1] (0:10.88)	0:48.03 [1] (0:11.65)	0:36.38 [1] (0:11.90)	0:24.48 [1] (0:11.72)	0:12.76 [1] (0:12.76)						
Average Speed [km/h]	49.4	69.3	66.3	61.3	60.2	61.5	56.4						
Top Speed [km/h]	66.9	71.4	69.9	64.0	61.1	62.4	60.1						
Avg. Dist. to Rail [m]	9.9	5.1	2.0	0.9	0.7	1.7	3.5						
Avg. Stride Freq. [Hz]	2.3	2.4	2.3	2.2	2.2	2.3	2.2						
Avg. Stride Length [m]	5.8	8.1	8.1	7.7	7.5	7.5	7.3						





Horse/Jockey Name	Ivan's Hero
Final Rank	4
Fastest Section Time (Section)	0:10.74 (1200m)
Top Speed [km/h] (Section)	68.1 (1200m)
Race State	Finished

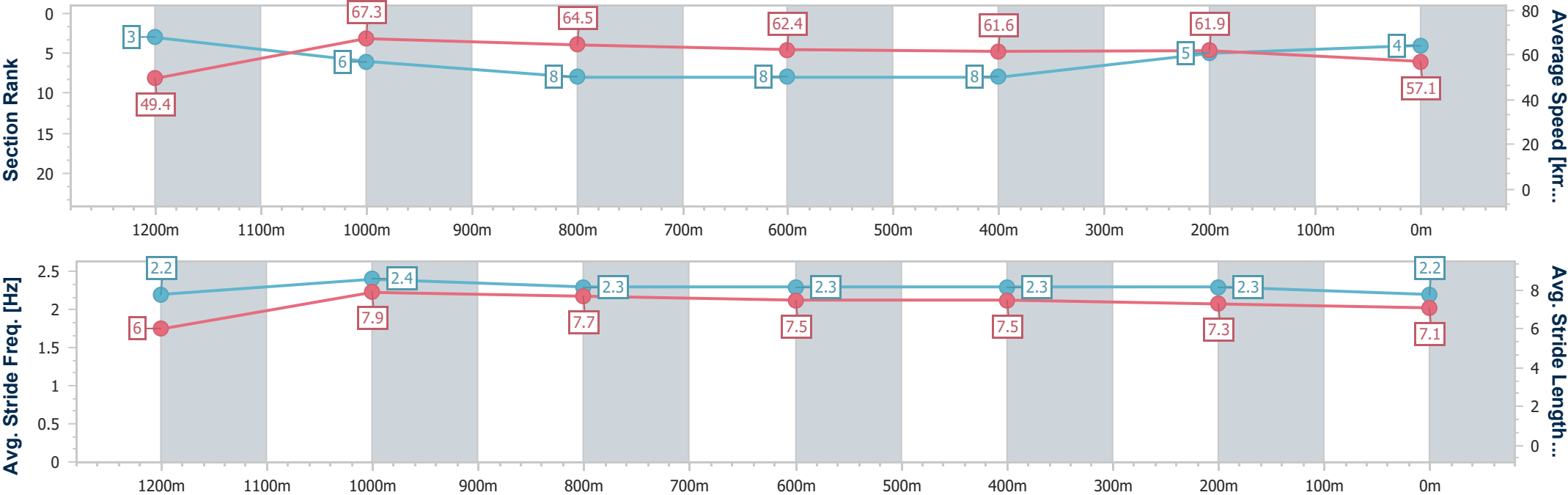


Doomben QLD Professional
Race 7: EUREKA STUD Class 3 Plate - 1350m
13 July 2024 - 15:38
Track Rating: Soft 6, Weather: Overcast, Rail Position: +0.5m Entire



BRISBANE
RACING CLUB

Section	Overall	1200m	1000m	800m	600m	400m	200m						
Section Times	1:20.43 [4] (0:10.92)	1:09.51 [3] (0:10.74)	0:58.77 [6] (0:11.14)	0:47.63 [8] (0:11.64)	0:35.99 [8] (0:11.75)	0:24.24 [8] (0:11.65)	0:12.59 [5] (0:12.59)						
Average Speed [km/h]	49.4	67.3	64.5	62.4	61.6	61.9	57.1						
Top Speed [km/h]	66.8	68.1	67.2	63.5	62.1	64.1	61.1						
Avg. Dist. to Rail [m]	5.0	1.0	0.5	1.1	1.0	4.7	5.6						
Avg. Stride Freq. [Hz]	2.2	2.4	2.3	2.3	2.3	2.3	2.2						
Avg. Stride Length [m]	6.0	7.9	7.7	7.5	7.5	7.3	7.1						





Horse/Jockey Name	Brosnan
Final Rank	5
Fastest Section Time (Section)	0:10.60 (1200m)
Top Speed [km/h] (Section)	69.6 (1200m)
Race State	Finished

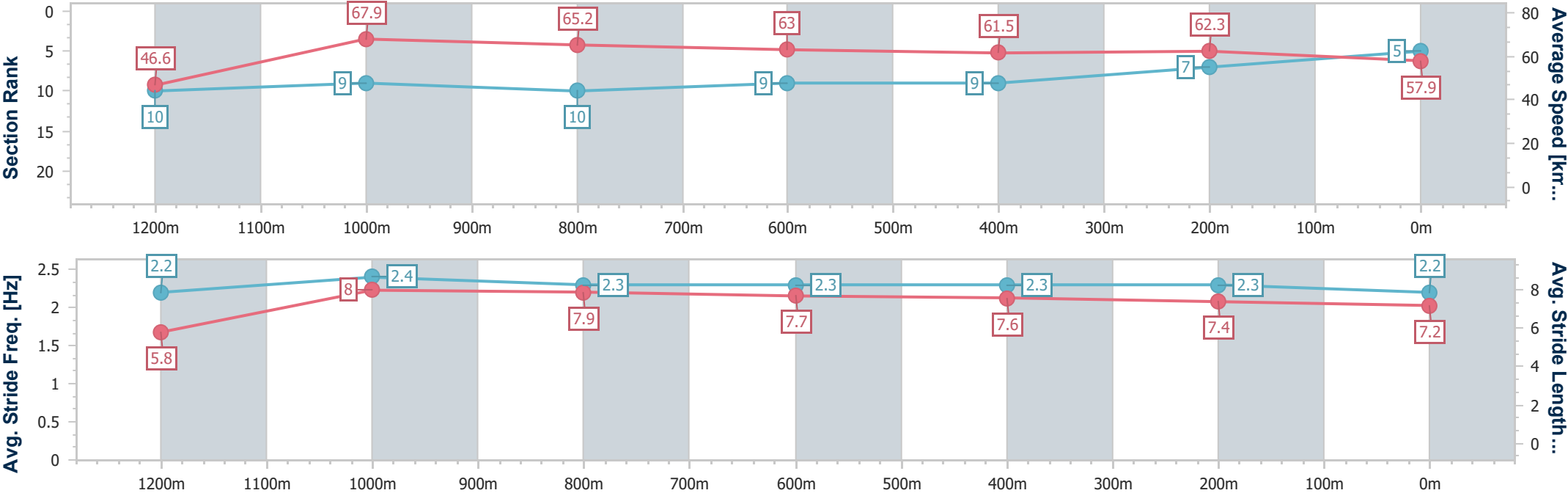


Doomben QLD Professional
Race 7: EUREKA STUD Class 3 Plate - 1350m
13 July 2024 - 15:38
Track Rating: Soft 6, Weather: Overcast, Rail Position: +0.5m Entire



BRISBANE
RACING CLUB

Section	Overall	1200m	1000m	800m	600m	400m	200m						
Section Times	1:20.47 [5] (0:11.57)	1:08.90 [10] (0:10.60)	0:58.30 [9] (0:11.06)	0:47.24 [10] (0:11.46)	0:35.78 [9] (0:11.73)	0:24.05 [9] (0:11.61)	0:12.44 [7] (0:12.44)						
Average Speed [km/h]	46.6	67.9	65.2	63.0	61.5	62.3	57.9						
Top Speed [km/h]	66.4	69.6	67.5	64.3	62.9	63.2	61.0						
Avg. Dist. to Rail [m]	6.5	2.5	1.1	0.3	0.7	5.4	8.2						
Avg. Stride Freq. [Hz]	2.2	2.4	2.3	2.3	2.3	2.3	2.2						
Avg. Stride Length [m]	5.8	8.0	7.9	7.7	7.6	7.4	7.2						





Horse/Jockey Name	Kalumburu
Final Rank	6
Fastest Section Time (Section)	0:10.73 (1200m)
Top Speed [km/h] (Section)	68.6 (1200m)
Race State	Finished

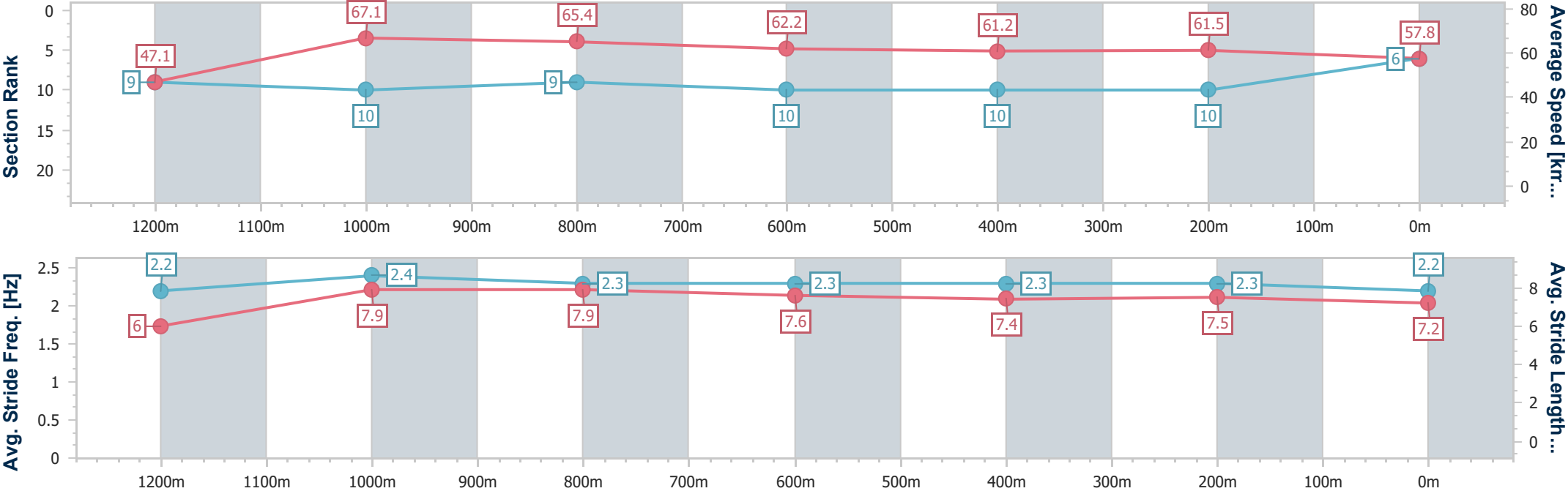


Doomben QLD Professional
Race 7: EUREKA STUD Class 3 Plate - 1350m
13 July 2024 - 15:38
Track Rating: Soft 6, Weather: Overcast, Rail Position: +0.5m Entire



BRISBANE
RACING CLUB

Section	Overall	1200m	1000m	800m	600m	400m	200m						
Section Times	1:20.71 [6] (0:11.47)	1:09.24 [9] (0:10.73)	0:58.51 [10] (0:11.01)	0:47.50 [9] (0:11.56)	0:35.94 [10] (0:11.71)	0:24.23 [10] (0:11.76)	0:12.47 [10] (0:12.47)						
Average Speed [km/h]	47.1	67.1	65.4	62.2	61.2	61.5	57.8						
Top Speed [km/h]	65.0	68.6	67.6	64.4	62.1	62.2	60.3						
Avg. Dist. to Rail [m]	3.8	0.5	0.3	0.5	0.5	4.2	5.6						
Avg. Stride Freq. [Hz]	2.2	2.4	2.3	2.3	2.3	2.3	2.2						
Avg. Stride Length [m]	6.0	7.9	7.9	7.6	7.4	7.5	7.2						





Horse/Jockey Name	Kind Wish
Final Rank	7
Fastest Section Time (Section)	0:10.52 (1200m)
Top Speed [km/h] (Section)	69.7 (1200m)
Race State	Finished

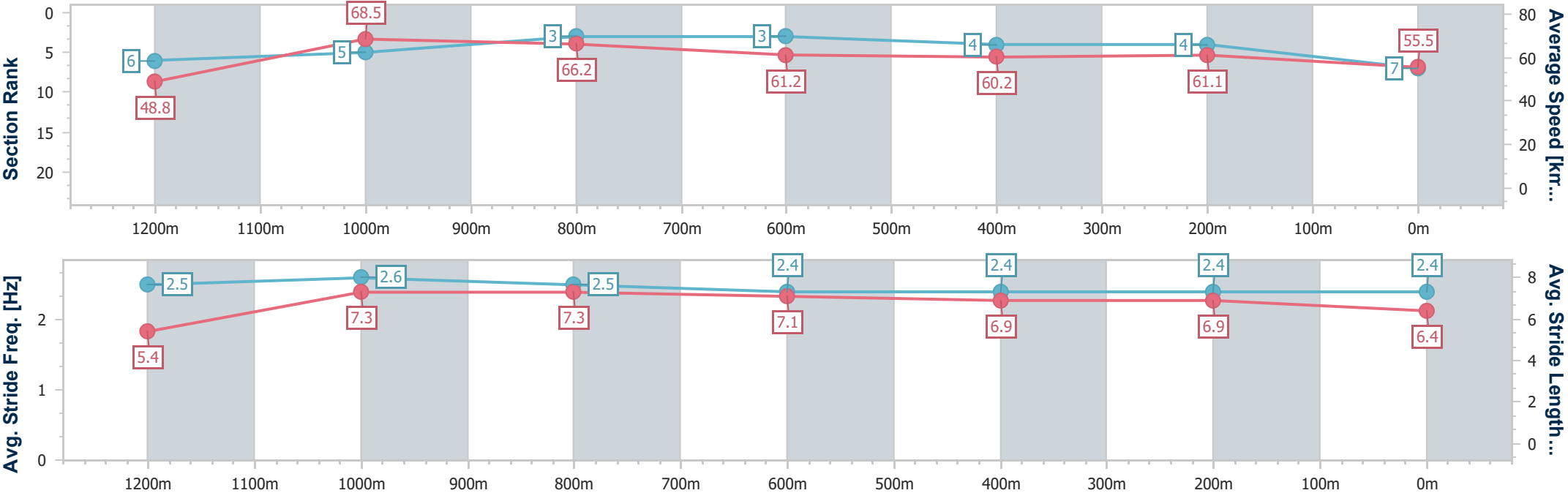


Doomben QLD Professional
Race 7: EUREKA STUD Class 3 Plate - 1350m
13 July 2024 - 15:38
Track Rating: Soft 6, Weather: Overcast, Rail Position: +0.5m Entire



BRISBANE
RACING CLUB

Section	Overall	1200m	1000m	800m	600m	400m	200m						
Section Times	1:20.73 [7] (0:11.08)	1:09.65 [6] (0:10.52)	0:59.13 [5] (0:10.86)	0:48.27 [3] (0:11.65)	0:36.62 [3] (0:11.86)	0:24.76 [4] (0:11.78)	0:12.98 [4] (0:12.98)						
Average Speed [km/h]	48.8	68.5	66.2	61.2	60.2	61.1	55.5						
Top Speed [km/h]	67.3	69.7	68.7	63.9	61.7	61.6	59.3						
Avg. Dist. to Rail [m]	2.1	0.2	0.7	1.5	0.9	1.4	2.6						
Avg. Stride Freq. [Hz]	2.5	2.6	2.5	2.4	2.4	2.4	2.4						
Avg. Stride Length [m]	5.4	7.3	7.3	7.1	6.9	6.9	6.4						





Horse/Jockey Name	Smytzer
Final Rank	8
Fastest Section Time (Section)	0:10.59 (1200m)
Top Speed [km/h] (Section)	69.4 (1200m)
Race State	Finished

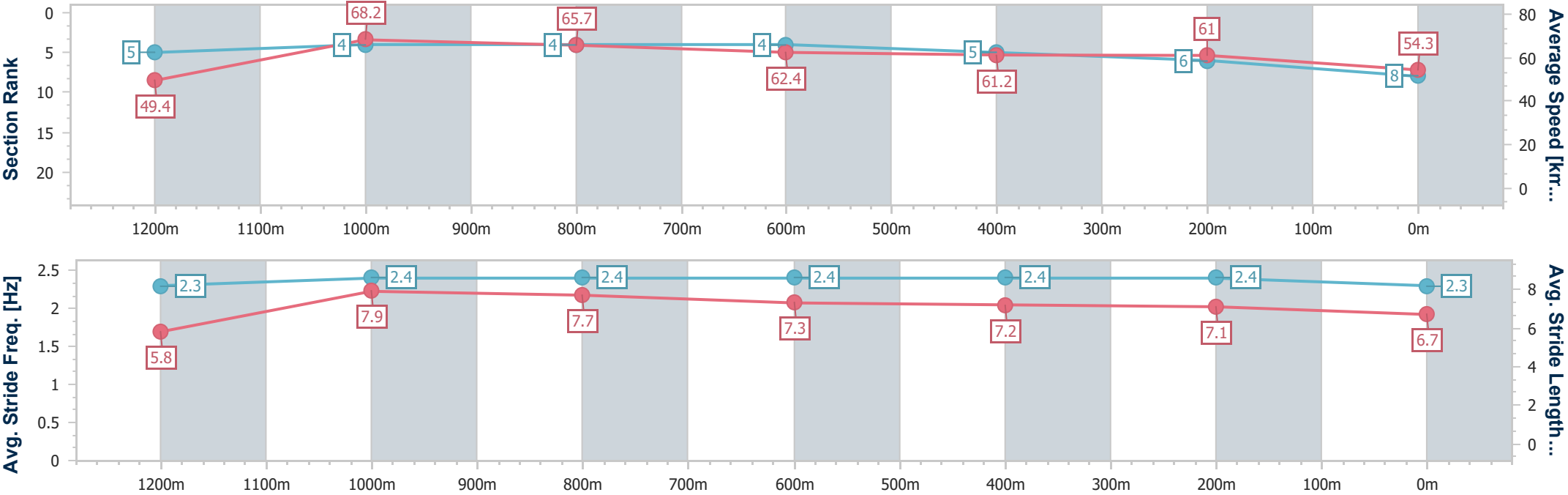


Doomben QLD Professional
Race 7: EUREKA STUD Class 3 Plate - 1350m
13 July 2024 - 15:38
Track Rating: Soft 6, Weather: Overcast, Rail Position: +0.5m Entire



BRISBANE
RACING CLUB

Section	Overall	1200m	1000m	800m	600m	400m	200m						
Section Times	1:21.17 [8] (0:10.98)	1:10.19 [5] (0:10.59)	0:59.60 [4] (0:11.00)	0:48.60 [4] (0:11.60)	0:37.00 [4] (0:11.85)	0:25.15 [5] (0:11.87)	0:13.28 [6] (0:13.28)						
Average Speed [km/h]	49.4	68.2	65.7	62.4	61.2	61.0	54.3						
Top Speed [km/h]	66.6	69.4	67.0	64.3	62.2	62.6	58.4						
Avg. Dist. to Rail [m]	11.2	4.4	1.9	1.5	1.4	4.3	5.7						
Avg. Stride Freq. [Hz]	2.3	2.4	2.4	2.4	2.4	2.4	2.3						
Avg. Stride Length [m]	5.8	7.9	7.7	7.3	7.2	7.1	6.7						





Horse/Jockey Name	Toba
Final Rank	9
Fastest Section Time (Section)	0:10.61 (1200m)
Top Speed [km/h] (Section)	69.3 (1200m)
Race State	Finished

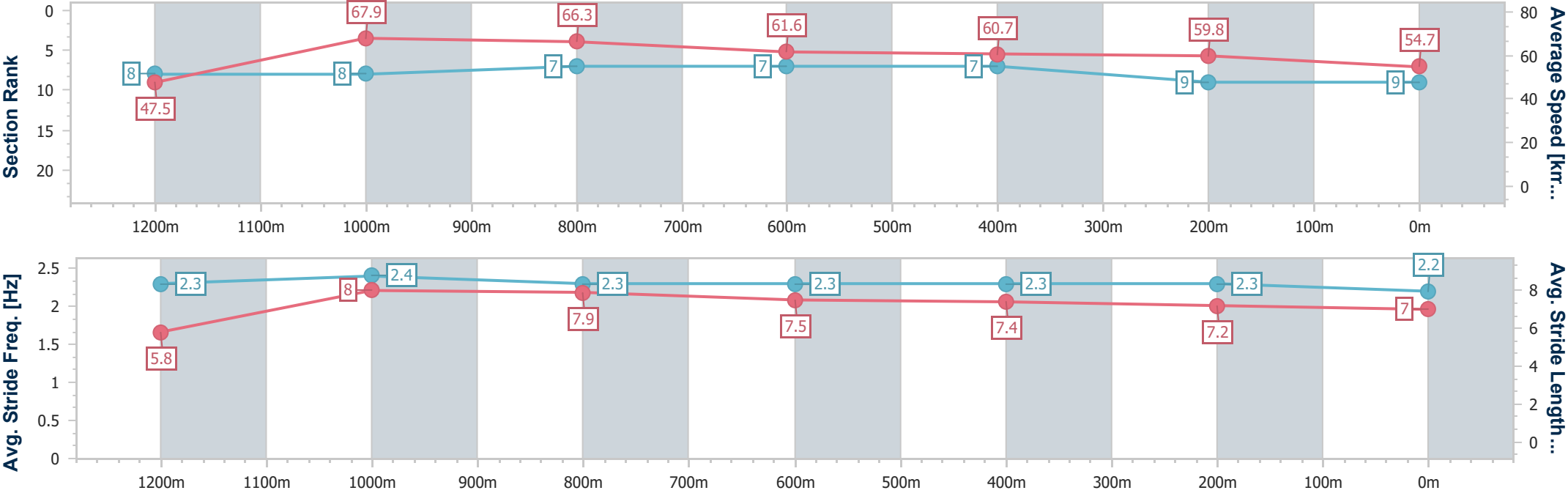


Doomben QLD Professional
Race 7: EUREKA STUD Class 3 Plate - 1350m
13 July 2024 - 15:38
Track Rating: Soft 6, Weather: Overcast, Rail Position: +0.5m Entire



BRISBANE
RACING CLUB

Section	Overall	1200m	1000m	800m	600m	400m	200m						
Section Times	1:21.35 [9] (0:11.36)	1:09.99 [8] (0:10.61)	0:59.38 [8] (0:10.81)	0:48.57 [7] (0:11.58)	0:36.99 [7] (0:11.83)	0:25.16 [7] (0:11.99)	0:13.17 [9] (0:13.17)						
Average Speed [km/h]	47.5	67.9	66.3	61.6	60.7	59.8	54.7						
Top Speed [km/h]	65.2	69.3	68.8	62.9	62.0	60.8	59.0						
Avg. Dist. to Rail [m]	2.5	0.6	1.3	1.2	0.9	0.8	2.0						
Avg. Stride Freq. [Hz]	2.3	2.4	2.3	2.3	2.3	2.3	2.2						
Avg. Stride Length [m]	5.8	8.0	7.9	7.5	7.4	7.2	7.0						





Horse/Jockey Name	Flying Birds
Final Rank	10
Fastest Section Time (Section)	0:10.52 (1200m)
Top Speed [km/h] (Section)	69.5 (1200m)
Race State	Finished

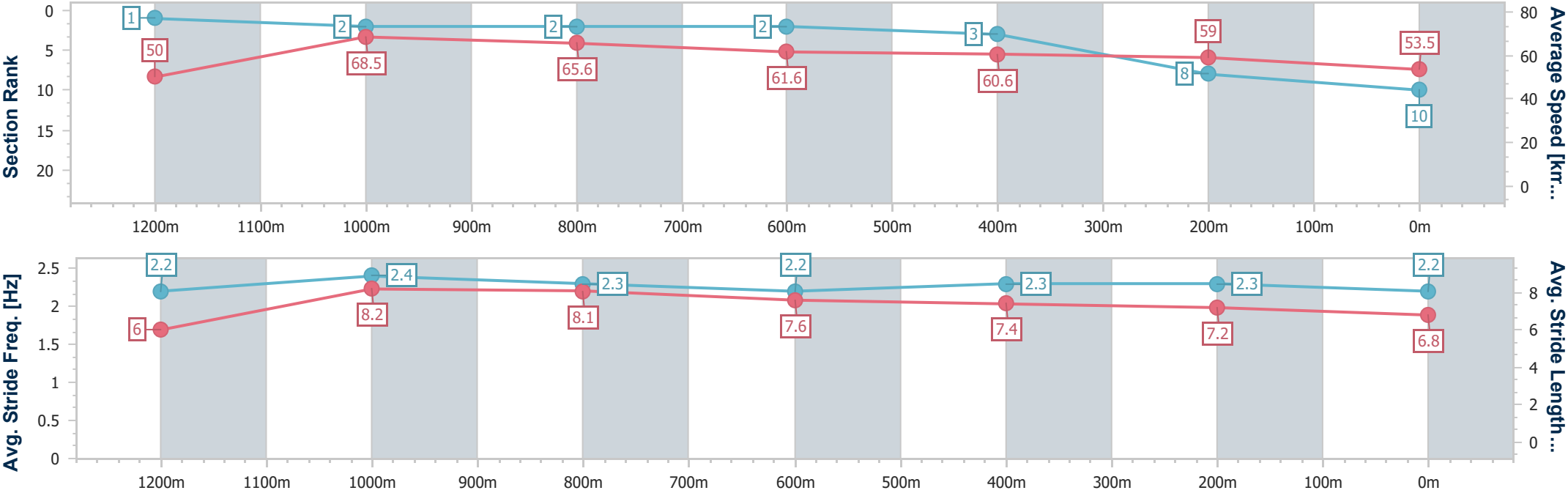


Doomben QLD Professional
Race 7: EUREKA STUD Class 3 Plate - 1350m
13 July 2024 - 15:38
Track Rating: Soft 6, Weather: Overcast, Rail Position: +0.5m Entire



BRISBANE
RACING CLUB

Section	Overall	1200m	1000m	800m	600m	400m	200m						
Section Times	1:21.60 [10] (0:10.83)	1:10.77 [1] (0:10.52)	1:00.25 [2] (0:11.01)	0:49.24 [2] (0:11.67)	0:37.57 [2] (0:11.88)	0:25.69 [3] (0:12.24)	0:13.45 [8] (0:13.45)						
Average Speed [km/h]	50.0	68.5	65.6	61.6	60.6	59.0	53.5						
Top Speed [km/h]	66.3	69.5	68.8	64.3	61.3	60.3	56.7						
Avg. Dist. to Rail [m]	8.9	4.0	1.6	0.4	0.2	2.2	4.1						
Avg. Stride Freq. [Hz]	2.2	2.4	2.3	2.2	2.3	2.3	2.2						
Avg. Stride Length [m]	6.0	8.2	8.1	7.6	7.4	7.2	6.8						





Horse/Jockey Name	Echoes Of My Mind
Final Rank	11
Fastest Section Time (Section)	0:11.13 (1200m)
Top Speed [km/h] (Section)	65.3 (1200m)
Race State	Finished

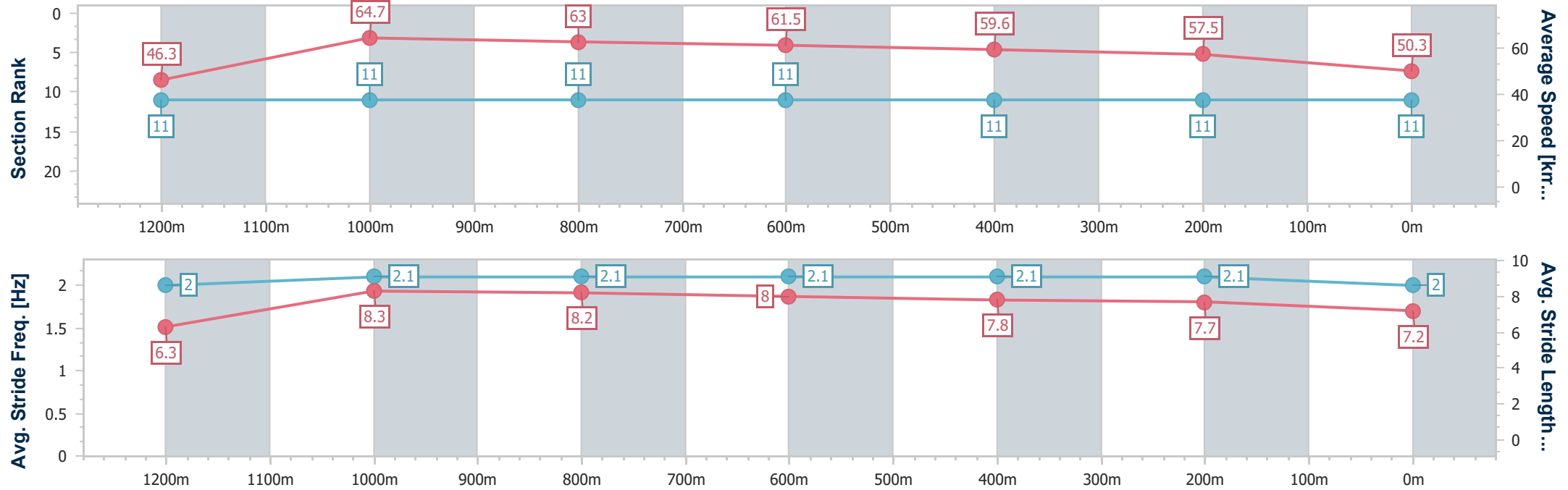


Doomben QLD Professional
Race 7: EUREKA STUD Class 3 Plate - 1350m
13 July 2024 - 15:38
Track Rating: Soft 6, Weather: Overcast, Rail Position: +0.5m Entire



BRISBANE
RACING CLUB

Section	Overall	1200m	1000m	800m	600m	400m	200m						
Section Times	1:24.68 [11] (0:11.66)	1:13.02 [11] (0:11.13)	1:01.89 [11] (0:11.41)	0:50.48 [11] (0:11.70)	0:38.78 [11] (0:11.99)	0:26.79 [11] (0:12.47)	0:14.32 [11] (0:14.32)						
Average Speed [km/h]	46.3	64.7	63.0	61.5	59.6	57.5	50.3						
Top Speed [km/h]	62.7	65.3	64.8	62.2	61.9	59.8	55.6						
Avg. Dist. to Rail [m]	7.3	2.2	0.7	0.5	1.1	1.7	3.0						
Avg. Stride Freq. [Hz]	2.0	2.1	2.1	2.1	2.1	2.1	2.0						
Avg. Stride Length [m]	6.3	8.3	8.2	8.0	7.8	7.7	7.2						





Doomben QLD Professional
Race 8: XXXX BENCHMARK 85 Handicap - 1600m
13 July 2024 - 16:10



Track Rating: Soft 6, Weather: Overcast, Rail Position: +0.5m Entire

Section					Overall	1400m	1200m	1000m	800m	600m	400m	Last 600m		
Field Times					1:36.53 (0:13.43)	1:23.10 (0:10.91)	1:12.19 (0:11.18)	1:01.01 (0:11.78)	0:49.23 (0:12.08)	0:37.15 (0:12.14)	0:25.01 (0:12.00)	0:37.15		
Rank	TAB	Horse/Jockey	Barrier	Top Speed [km/h]	Fastest Section									Distance Travelled [m]
1	9	CINQUE TORRI	5	67.2	0:10.95	1:36.53 [1]	1:22.92 [3]	1:11.97 [2]	1:00.78 [2]	0:49.09 [2]	0:37.06 [2]	0:25.01 [1]	0:37.06	
		Kyle Wilson-Taylor		1400m	1400m	(0:13.61)	(0:10.95)	(0:11.19)	(0:11.69)	(0:12.03)	(0:12.05)	(0:12.00)		
2	15	MADAME ODETTE	13	66.6	0:11.11	1:36.56 [2]	1:22.57 [9]	1:11.28 [10]	1:00.17 [10]	0:48.56 [10]	0:36.48 [9]	0:24.53 [7]	0:36.48	+0
		Damien Thornton		Overall	1200m	(0:13.99)	(0:11.29)	(0:11.11)	(0:11.61)	(0:12.08)	(0:11.95)	(0:11.96)		
3	1	MISSISSIPPI PRINCE	2	68.0	0:10.91	1:36.77 [3]	1:23.34 [1]	1:12.43 [1]	1:01.25 [1]	0:49.47 [1]	0:37.39 [1]	0:25.24 [2]	0:37.39	-4
		Samantha Collett		1400m	1400m	(0:13.43)	(0:10.91)	(0:11.18)	(0:11.78)	(0:12.08)	(0:12.15)	(0:12.11)		
4	8	ROGUE BEAR	9	65.2	0:11.15	1:36.78 [4]	1:22.53 [12]	1:11.35 [12]	1:00.20 [12]	0:48.67 [11]	0:36.63 [10]	0:24.67 [9]	0:36.63	-3
		Andrew Mallyon		1200m	1200m	(0:14.25)	(0:11.18)	(0:11.15)	(0:11.53)	(0:12.04)	(0:11.96)	(0:11.97)		
5	5	TIDAL CREEK	6	66.5	0:11.08	1:36.94 [5]	1:23.10 [5]	1:12.02 [7]	1:00.84 [7]	0:49.26 [6]	0:37.19 [6]	0:25.16 [4]	0:37.19	-5
		Jake Bayliss		1400m	1400m	(0:13.84)	(0:11.08)	(0:11.18)	(0:11.58)	(0:12.07)	(0:12.03)	(0:12.12)		
6	10	FLASHING STEEL	1	67.6	0:11.05	1:37.11 [6]	1:23.59 [2]	1:12.54 [3]	1:01.27 [3]	0:49.52 [5]	0:37.40 [5]	0:25.32 [5]	0:37.40	-7
		Cejay Graham		1400m	1400m	(0:13.52)	(0:11.05)	(0:11.27)	(0:11.75)	(0:12.12)	(0:12.08)	(0:12.02)		
7	12	THIS'LLBETHEONE	8	66.9	0:11.12	1:37.12 [7]	1:23.45 [4]	1:12.33 [5]	1:01.17 [4]	0:49.53 [4]	0:37.42 [4]	0:25.25 [6]	0:37.42	+0
		Boris Thornton		1400m	1400m	(0:13.67)	(0:11.12)	(0:11.16)	(0:11.64)	(0:12.11)	(0:12.17)	(0:12.20)		
8	2	AVENUE OF STARS	3	67.6	0:11.21	1:37.21 [8]	1:23.22 [10]	1:11.98 [9]	1:00.77 [11]	0:49.05 [12]	0:37.04 [11]	0:24.97 [11]	0:37.04	-4
		Melea Castle		Overall	1200m	(0:13.99)	(0:11.24)	(0:11.21)	(0:11.72)	(0:12.01)	(0:12.07)	(0:12.10)		
9	13	RISING PACIFIC	4	69.0	0:10.74	1:37.22 [9]	1:23.33 [6]	1:12.59 [4]	1:01.26 [5]	0:49.47 [8]	0:37.20 [8]	0:25.11 [10]	0:37.20	-5
		Angela Jones		1400m	1400m	(0:13.89)	(0:10.74)	(0:11.33)	(0:11.79)	(0:12.27)	(0:12.09)	(0:12.02)		
10	16	CENTRE BOUNCE	7	67.0	0:10.92	1:37.35 [10]	1:23.37 [8]	1:12.45 [6]	1:01.34 [6]	0:49.64 [7]	0:37.37 [7]	0:25.32 [8]	0:37.37	+5
		Jim Byrne		1400m	1400m	(0:13.98)	(0:10.92)	(0:11.11)	(0:11.70)	(0:12.27)	(0:12.05)	(0:12.03)		

Scratched: Ita (#7), Chasing Jackley (#17), He's Heaven (#14), Devastate (#3)

Report Created: Sat 13 July 2024 16:23 GMT+10 (Note: Timing is based on position data)

Page 1/17

[] Ranking at each section and finish
-:-:- No data available at this section
NA No data available

SCN Saddle cloth number
DNF Did not finish
DNT Did not track

data processed by  TRIPLESDATA



Doomben QLD Professional
Race 8: XXXX BENCHMARK 85 Handicap - 1600m
13 July 2024 - 16:10



Track Rating: Soft 6, Weather: Overcast, Rail Position: +0.5m Entire

Section		Overall		1400m	1200m	1000m	800m	600m	400m	Last 600m			
Field Times		1:36.53		1:23.10	1:12.19	1:01.01	0:49.23	0:37.15	0:25.01	0:37.15			
		(0:13.43)		(0:10.91)	(0:11.18)	(0:11.78)	(0:12.08)	(0:12.14)	(0:12.00)				
Rank	TAB Horse/Jockey	Barrier	Top Speed [km/h]	Fastest Section									Distance Travelled [m]
11	6 MILITARY GAMBLER	11	66.7	0:11.07	1:37.62 [11]	1:23.12 [13]	1:11.89 [13]	1:00.82 [13]	0:49.31 [13]	0:37.28 [13]	0:25.25 [13]	0:37.28	-5
	Tahlia Fenlon		1200m	1200m	(0:14.50)	(0:11.23)	(0:11.07)	(0:11.51)	(0:12.03)	(0:12.03)	(0:12.11)		
12	11 MAGIC CONQUEROR	14	66.4	0:11.09	1:37.77 [12]	1:23.86 [7]	1:12.62 [8]	1:01.53 [9]	0:49.84 [9]	0:37.59 [12]	0:25.48 [12]	0:37.59	+11
	Ron Stewart		1400m	1200m	(0:13.91)	(0:11.24)	(0:11.09)	(0:11.69)	(0:12.25)	(0:12.11)	(0:12.19)		
13	4 STUTTERING	16	67.1	0:10.94	1:37.91 [13]	1:23.89 [11]	1:12.62 [11]	1:01.68 [8]	0:50.34 [3]	0:38.37 [3]	0:26.13 [3]	0:38.37	+8
	Marnu Potgieter		1200m	1200m	(0:14.02)	(0:11.27)	(0:10.94)	(0:11.34)	(0:11.97)	(0:12.24)	(0:12.28)		

Scratched: Ita (#7), Chasing Jackley (#17), He's Heaven (#14), Devastate (#3)



Doomben QLD Professional
Race 8: XXXX BENCHMARK 85 Handicap - 1600m
13 July 2024 - 16:10



Track Rating: Soft 6, Weather: Overcast, Rail Position: +0.5m Entire

Section		200m					Last 600m		
Field Times		0:13.01 (0:13.01)					0:37.15		
Rank	TAB	Horse/Jockey	Barrier	Top Speed [km/h]	Fastest Section	Margin		Distance Travelled [m]	
1	9	CINQUE TORRI	5	67.2	0:10.95	0:13.01 [1]	1:36.53	0:37.06	
		Kyle Wilson-Taylor		1400m	1400m	(0:13.01)			
2	15	MADAME ODETTE	13	66.6	0:11.11	0:12.57 [5]	0.2L	0:36.48	+0
		Damien Thornton		Overall	1200m	(0:12.57)			
3	1	MISSISSIPPI PRINCE	2	68.0	0:10.91	0:13.13 [2]	1.4L	0:37.39	-4
		Samantha Collett		1400m	1400m	(0:13.13)			
4	8	ROGUE BEAR	9	65.2	0:11.15	0:12.70 [9]	1.49L	0:36.63	-3
		Andrew Mallyon		1200m	1200m	(0:12.70)			
5	5	TIDAL CREEK	6	66.5	0:11.08	0:13.04 [4]	2.44L	0:37.19	-5
		Jake Bayliss		1400m	1400m	(0:13.04)			
6	10	FLASHING STEEL	1	67.6	0:11.05	0:13.30 [3]	3.42L	0:37.40	-7
		Cejay Graham		1400m	1400m	(0:13.30)			
7	12	THIS'LLBETHEONE	8	66.9	0:11.12	0:13.05 [8]	3.46L	0:37.42	+0
		Boris Thornton		1400m	1400m	(0:13.05)			
8	2	AVENUE OF STARS	3	67.6	0:11.21	0:12.87 [11]	3.99L	0:37.04	-4
		Melea Castle		Overall	1200m	(0:12.87)			
9	13	RISING PACIFIC	4	69.0	0:10.74	0:13.09 [10]	4.05L	0:37.20	-5
		Angela Jones		1400m	1400m	(0:13.09)			
10	16	CENTRE BOUNCE	7	67.0	0:10.92	0:13.29 [6]	4.84L	0:37.37	+5
		Jim Byrne		1400m	1400m	(0:13.29)			

Scratched: Ita (#7), Chasing Jackley (#17), He's Heaven (#14), Devastate (#3)

Report Created: Sat 13 July 2024 16:23 GMT+10 (Note: Timing is based on position data)

Page 3/17

[] Ranking at each section and finish
-:-:- No data available at this section
NA No data available

SCN Saddle cloth number
DNF Did not finish
DNT Did not track

data processed by  TRIPLESDATA



Doomben QLD Professional
Race 8: XXXX BENCHMARK 85 Handicap - 1600m
13 July 2024 - 16:10



Track Rating: Soft 6, Weather: Overcast, Rail Position: +0.5m Entire

Section		200m					Last 600m		
Field Times		0:13.01 (0:13.01)					0:37.15		
Rank	TAB	Horse/Jockey	Barrier	Top Speed [km/h]	Fastest Section	Margin		Distance Travelled [m]	
11	6	MILITARY GAMBLER	11	66.7	0:11.07	0:13.14 [13]	6.41L	0:37.28	-5
		Tahlia Fenlon		1200m	1200m	(0:13.14)			
12	11	MAGIC CONQUEROR	14	66.4	0:11.09	0:13.29 [12]	7.29L	0:37.59	+11
		Ron Stewart		1400m	1200m	(0:13.29)			
13	4	STUTTERING	16	67.1	0:10.94	0:13.85 [6]	8.16L	0:38.37	+8
		Marnu Potgieter		1200m	1200m	(0:13.85)			

Scratched: Ita (#7), Chasing Jackley (#17), He's Heaven (#14), Devastate (#3)



Horse/Jockey Name	Cinque Torri
Final Rank	1
Fastest Section Time (Section)	0:10.95 (1400m)
Top Speed [km/h] (Section)	67.2 (1400m)
Race State	Finished

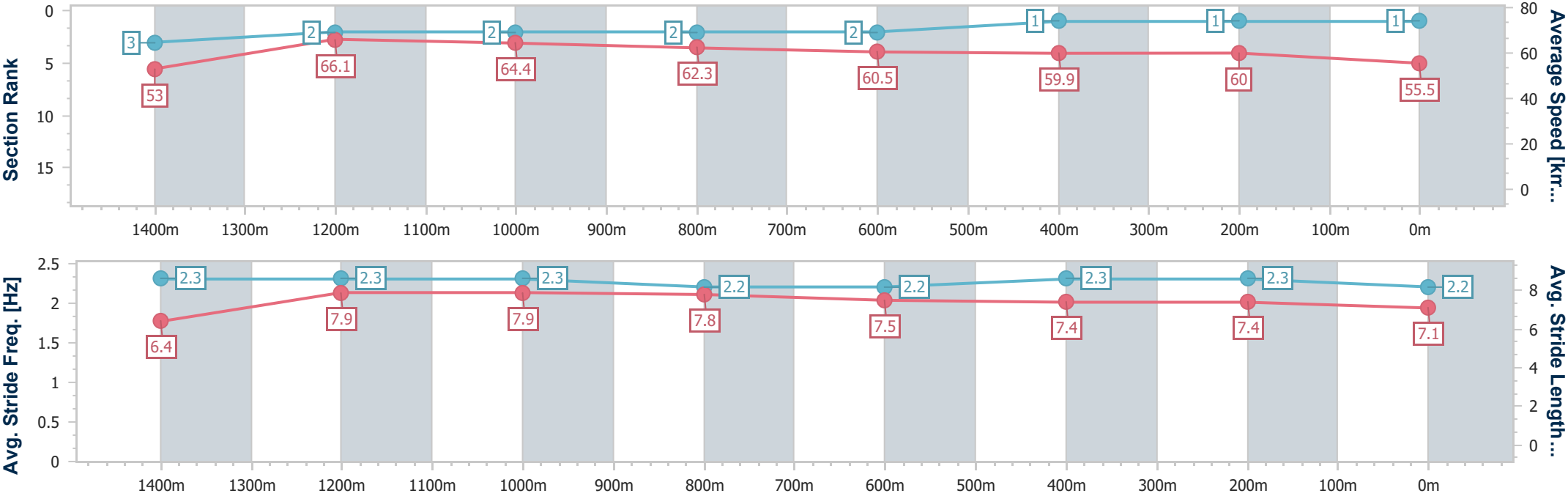


Doomben QLD Professional
Race 8: XXXX BENCHMARK 85 Handicap - 1600m
13 July 2024 - 16:10
Track Rating: Soft 6, Weather: Overcast, Rail Position: +0.5m Entire



BRISBANE
RACING CLUB

Section	Overall	1400m	1200m	1000m	800m	600m	400m	200m					
Section Times	1:36.53 [1] (0:13.61)	1:22.92 [3] (0:10.95)	1:11.97 [2] (0:11.19)	1:00.78 [2] (0:11.69)	0:49.09 [2] (0:12.03)	0:37.06 [2] (0:12.05)	0:25.01 [1] (0:12.00)	0:13.01 [1] (0:13.01)					
Average Speed [km/h]	53.0	66.1	64.4	62.3	60.5	59.9	60.0	55.5					
Top Speed [km/h]	66.6	67.2	65.2	65.1	61.3	60.5	61.7	58.9					
Avg. Dist. to Rail [m]	1.4	1.6	4.4	3.5	2.7	0.8	1.6	3.5					
Avg. Stride Freq. [Hz]	2.3	2.3	2.3	2.2	2.2	2.3	2.3	2.2					
Avg. Stride Length [m]	6.4	7.9	7.9	7.8	7.5	7.4	7.4	7.1					





Horse/Jockey Name	Madame Odette
Final Rank	2
Fastest Section Time (Section)	0:11.11 (1200m)
Top Speed [km/h] (Section)	66.6 (Overall)
Race State	Finished

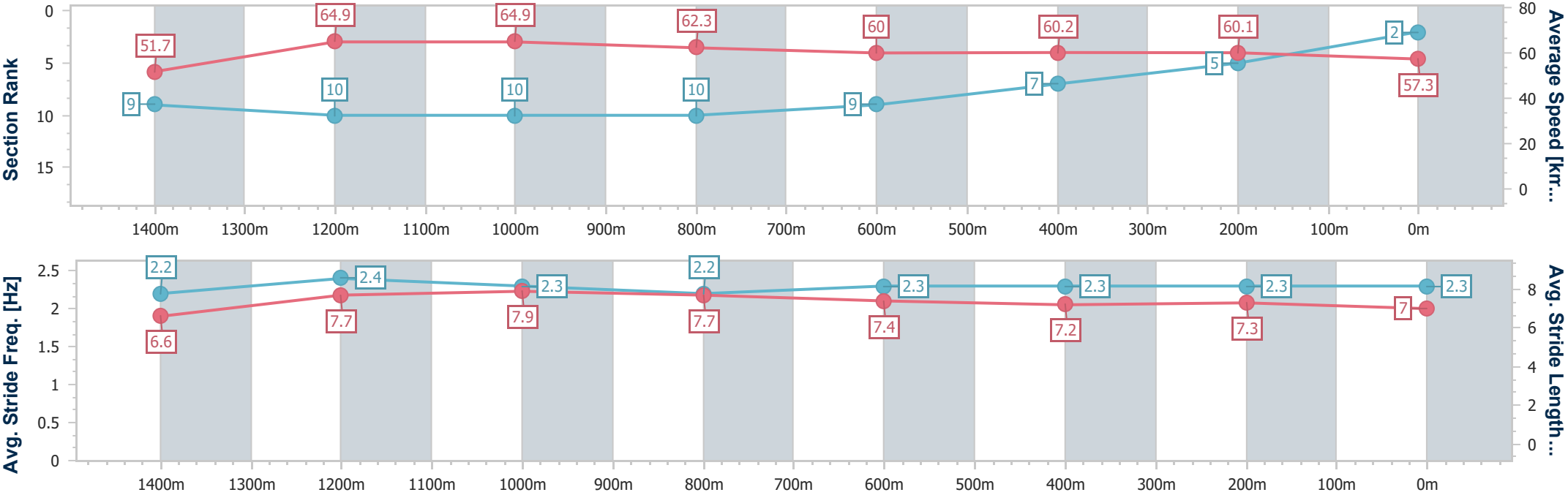


Doomben QLD Professional
Race 8: XXXX BENCHMARK 85 Handicap - 1600m
13 July 2024 - 16:10
Track Rating: Soft 6, Weather: Overcast, Rail Position: +0.5m Entire



BRISBANE
RACING CLUB

Section	Overall	1400m	1200m	1000m	800m	600m	400m	200m					
Section Times	1:36.56 [2] (0:13.99)	1:22.57 [9] (0:11.29)	1:11.28 [10] (0:11.11)	1:00.17 [10] (0:11.61)	0:48.56 [10] (0:12.08)	0:36.48 [9] (0:11.95)	0:24.53 [7] (0:11.96)	0:12.57 [5] (0:12.57)					
Average Speed [km/h]	51.7	64.9	64.9	62.3	60.0	60.2	60.1	57.3					
Top Speed [km/h]	66.6	66.3	66.2	64.2	60.9	60.9	61.6	59.2					
Avg. Dist. to Rail [m]	5.9	2.5	3.8	1.7	1.4	0.6	1.1	2.1					
Avg. Stride Freq. [Hz]	2.2	2.4	2.3	2.2	2.3	2.3	2.3	2.3					
Avg. Stride Length [m]	6.6	7.7	7.9	7.7	7.4	7.2	7.3	7.0					





Horse/Jockey Name	Mississippi Prince
Final Rank	3
Fastest Section Time (Section)	0:10.91 (1400m)
Top Speed [km/h] (Section)	68.0 (1400m)
Race State	Finished

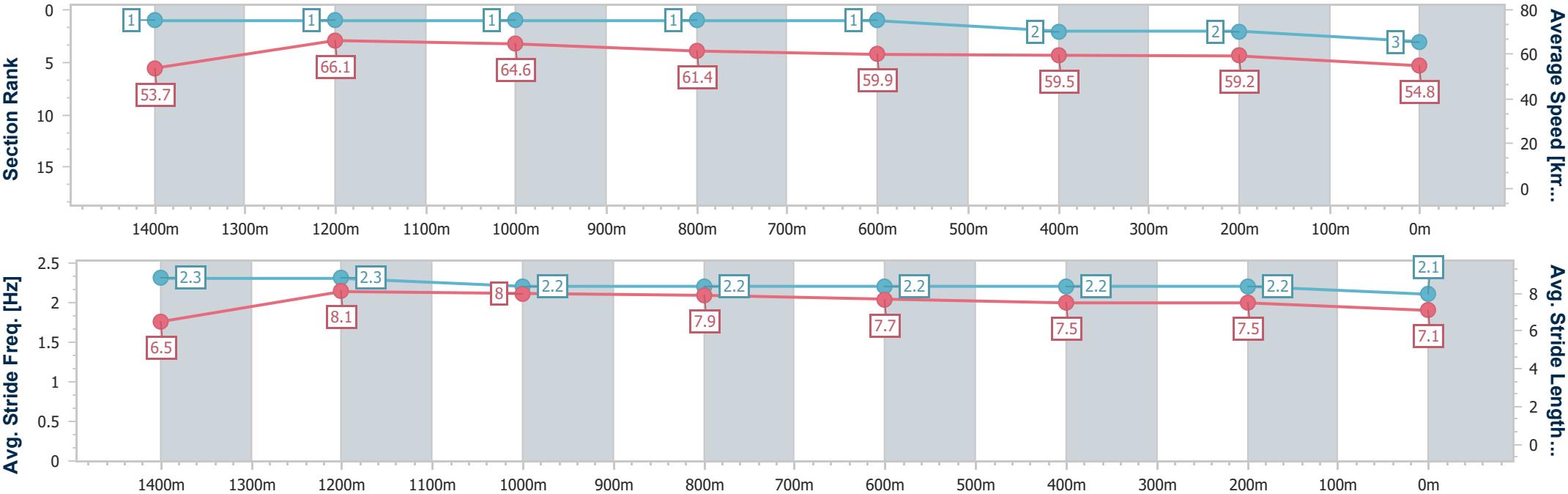


Doomben QLD Professional
Race 8: XXXX BENCHMARK 85 Handicap - 1600m
13 July 2024 - 16:10
Track Rating: Soft 6, Weather: Overcast, Rail Position: +0.5m Entire



BRISBANE
RACING CLUB

Section	Overall	1400m	1200m	1000m	800m	600m	400m	200m					
Section Times	1:36.77 [3] (0:13.43)	1:23.34 [1] (0:10.91)	1:12.43 [1] (0:11.18)	1:01.25 [1] (0:11.78)	0:49.47 [1] (0:12.08)	0:37.39 [1] (0:12.15)	0:25.24 [2] (0:12.11)	0:13.13 [2] (0:13.13)					
Average Speed [km/h]	53.7	66.1	64.6	61.4	59.9	59.5	59.2	54.8					
Top Speed [km/h]	67.9	68.0	65.1	63.5	60.8	60.5	60.1	57.7					
Avg. Dist. to Rail [m]	1.2	1.1	3.0	1.4	1.6	1.1	1.0	1.3					
Avg. Stride Freq. [Hz]	2.3	2.3	2.2	2.2	2.2	2.2	2.2	2.1					
Avg. Stride Length [m]	6.5	8.1	8.0	7.9	7.7	7.5	7.5	7.1					





Horse/Jockey Name	Rogue Bear
Final Rank	4
Fastest Section Time (Section)	0:11.15 (1200m)
Top Speed [km/h] (Section)	65.2 (1200m)
Race State	Finished

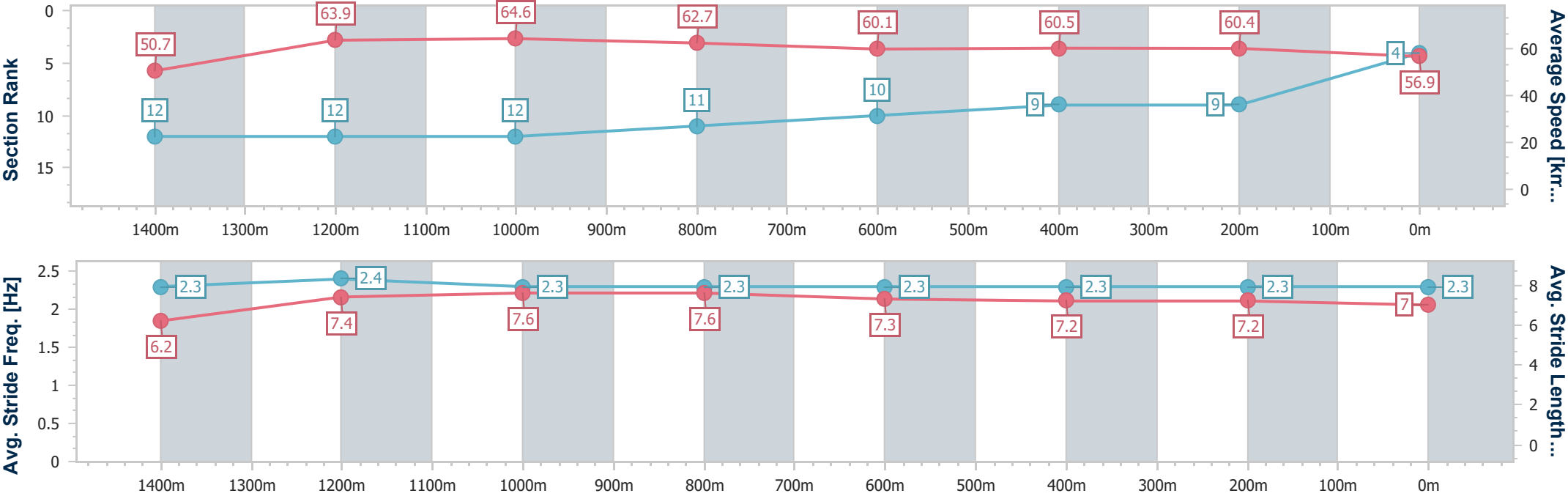


Doomben QLD Professional
Race 8: XXXX BENCHMARK 85 Handicap - 1600m
13 July 2024 - 16:10
Track Rating: Soft 6, Weather: Overcast, Rail Position: +0.5m Entire



BRISBANE
RACING CLUB

Section	Overall	1400m	1200m	1000m	800m	600m	400m	200m					
Section Times	1:36.78 [4] (0:14.25)	1:22.53 [12] (0:11.18)	1:11.35 [12] (0:11.15)	1:00.20 [12] (0:11.53)	0:48.67 [11] (0:12.04)	0:36.63 [10] (0:11.96)	0:24.67 [9] (0:11.97)	0:12.70 [9] (0:12.70)					
Average Speed [km/h]	50.7	63.9	64.6	62.7	60.1	60.5	60.4	56.9					
Top Speed [km/h]	64.0	64.7	65.2	64.2	61.5	61.6	61.8	59.6					
Avg. Dist. to Rail [m]	3.6	0.7	0.8	1.0	0.8	1.0	5.1	8.2					
Avg. Stride Freq. [Hz]	2.3	2.4	2.3	2.3	2.3	2.3	2.3	2.3					
Avg. Stride Length [m]	6.2	7.4	7.6	7.6	7.3	7.2	7.2	7.0					





Horse/Jockey Name	Tidal Creek
Final Rank	5
Fastest Section Time (Section)	0:11.08 (1400m)
Top Speed [km/h] (Section)	66.5 (1400m)
Race State	Finished

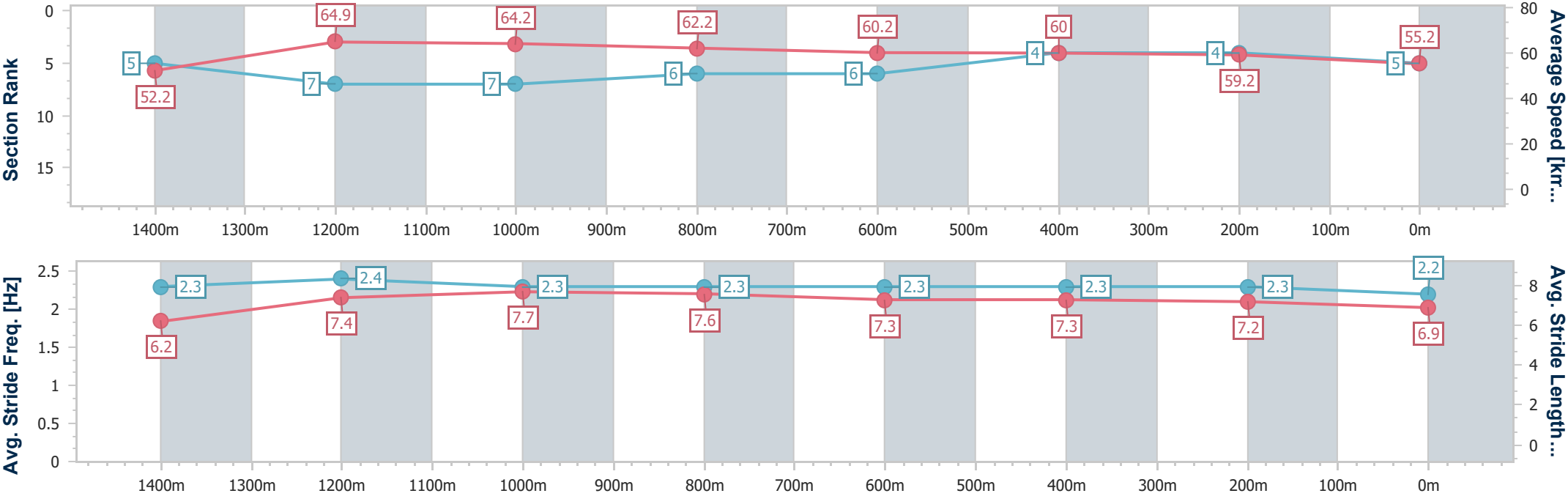


Doomben QLD Professional
Race 8: XXXX BENCHMARK 85 Handicap - 1600m
13 July 2024 - 16:10
Track Rating: Soft 6, Weather: Overcast, Rail Position: +0.5m Entire



BRISBANE
RACING CLUB

Section	Overall	1400m	1200m	1000m	800m	600m	400m	200m					
Section Times	1:36.94 [5] (0:13.84)	1:23.10 [5] (0:11.08)	1:12.02 [7] (0:11.18)	1:00.84 [7] (0:11.58)	0:49.26 [6] (0:12.07)	0:37.19 [6] (0:12.03)	0:25.16 [4] (0:12.12)	0:13.04 [4] (0:13.04)					
Average Speed [km/h]	52.2	64.9	64.2	62.2	60.2	60.0	59.2	55.2					
Top Speed [km/h]	66.1	66.5	65.5	65.4	60.7	60.7	60.7	57.5					
Avg. Dist. to Rail [m]	1.9	1.1	2.7	0.8	1.2	0.6	0.9	2.9					
Avg. Stride Freq. [Hz]	2.3	2.4	2.3	2.3	2.3	2.3	2.3	2.2					
Avg. Stride Length [m]	6.2	7.4	7.7	7.6	7.3	7.3	7.2	6.9					





Horse/Jockey Name	Flashing Steel
Final Rank	6
Fastest Section Time (Section)	0:11.05 (1400m)
Top Speed [km/h] (Section)	67.6 (1400m)
Race State	Finished

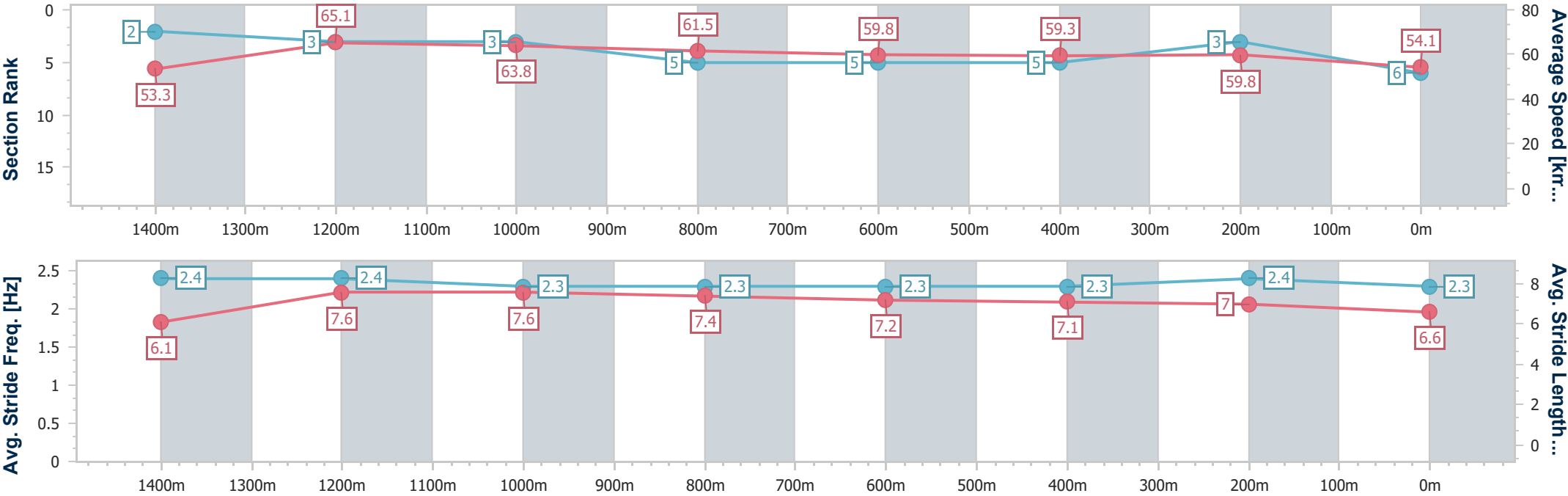


Doomben QLD Professional
Race 8: XXXX BENCHMARK 85 Handicap - 1600m
13 July 2024 - 16:10
Track Rating: Soft 6, Weather: Overcast, Rail Position: +0.5m Entire



BRISBANE
RACING CLUB

Section	Overall	1400m	1200m	1000m	800m	600m	400m	200m					
Section Times	1:37.11 [6] (0:13.52)	1:23.59 [2] (0:11.05)	1:12.54 [3] (0:11.27)	1:01.27 [3] (0:11.75)	0:49.52 [5] (0:12.12)	0:37.40 [5] (0:12.08)	0:25.32 [5] (0:12.02)	0:13.30 [3] (0:13.30)					
Average Speed [km/h]	53.3	65.1	63.8	61.5	59.8	59.3	59.8	54.1					
Top Speed [km/h]	67.5	67.6	65.3	64.1	61.2	60.3	61.3	57.7					
Avg. Dist. to Rail [m]	3.2	1.9	2.1	1.9	1.2	1.0	1.2	1.5					
Avg. Stride Freq. [Hz]	2.4	2.4	2.3	2.3	2.3	2.3	2.4	2.3					
Avg. Stride Length [m]	6.1	7.6	7.6	7.4	7.2	7.1	7.0	6.6					





Horse/Jockey Name	This'llbetheone
Final Rank	7
Fastest Section Time (Section)	0:11.12 (1400m)
Top Speed [km/h] (Section)	66.9 (1400m)
Race State	Finished

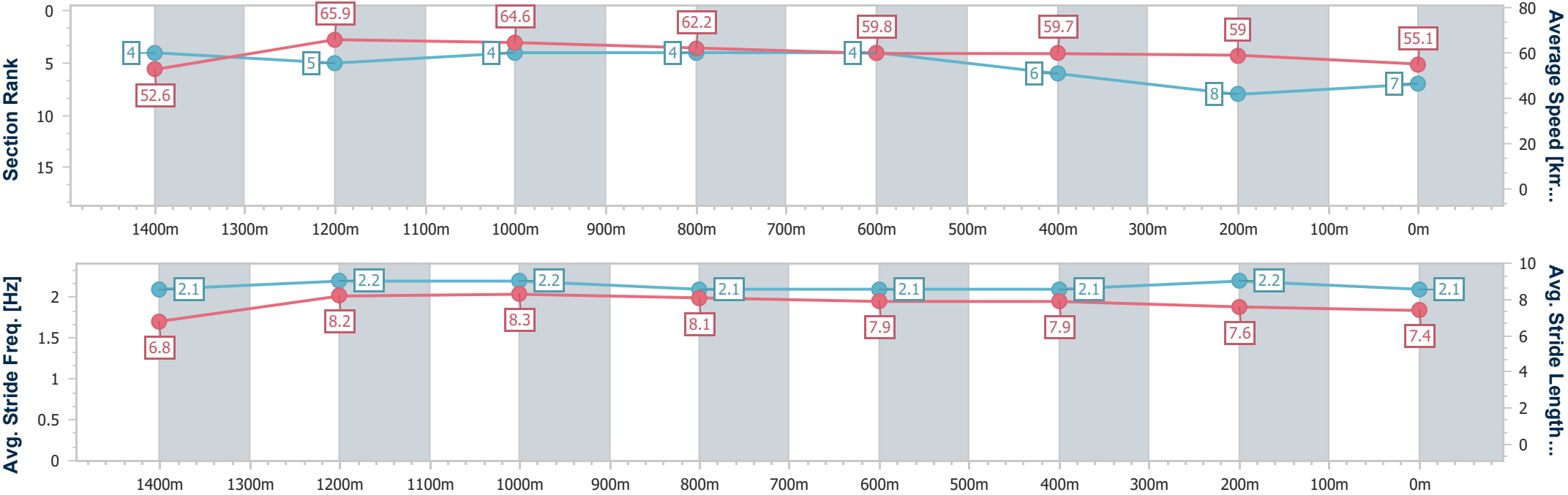


Doomben QLD Professional
Race 8: XXXX BENCHMARK 85 Handicap - 1600m
13 July 2024 - 16:10
Track Rating: Soft 6, Weather: Overcast, Rail Position: +0.5m Entire



BRISBANE
RACING CLUB

Section	Overall	1400m	1200m	1000m	800m	600m	400m	200m					
Section Times	1:37.12 [7] (0:13.67)	1:23.45 [4] (0:11.12)	1:12.33 [5] (0:11.16)	1:01.17 [4] (0:11.64)	0:49.53 [4] (0:12.11)	0:37.42 [4] (0:12.17)	0:25.25 [6] (0:12.20)	0:13.05 [8] (0:13.05)					
Average Speed [km/h]	52.6	65.9	64.6	62.2	59.8	59.7	59.0	55.1					
Top Speed [km/h]	65.4	66.9	65.4	63.5	60.7	60.7	60.1	58.2					
Avg. Dist. to Rail [m]	4.5	2.2	3.5	2.2	1.4	1.1	1.8	5.4					
Avg. Stride Freq. [Hz]	2.1	2.2	2.2	2.1	2.1	2.1	2.2	2.1					
Avg. Stride Length [m]	6.8	8.2	8.3	8.1	7.9	7.9	7.6	7.4					





Horse/Jockey Name	Avenue Of Stars
Final Rank	8
Fastest Section Time (Section)	0:11.21 (1200m)
Top Speed [km/h] (Section)	67.6 (Overall)
Race State	Finished

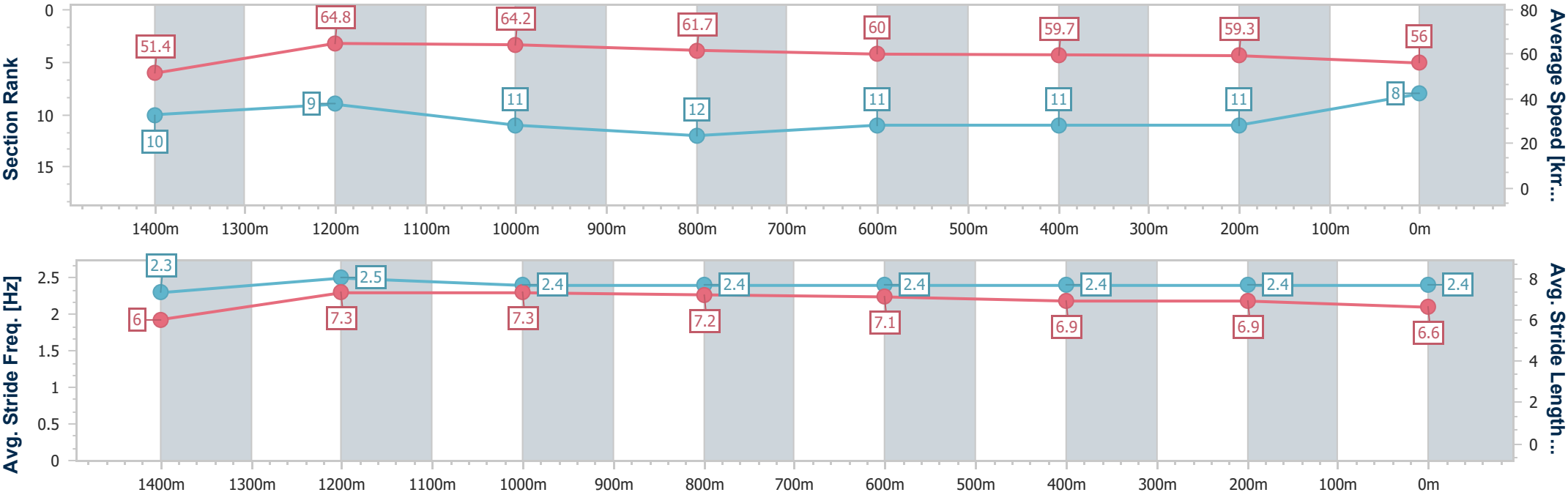


Doomben QLD Professional
Race 8: XXXX BENCHMARK 85 Handicap - 1600m
13 July 2024 - 16:10
Track Rating: Soft 6, Weather: Overcast, Rail Position: +0.5m Entire



BRISBANE
RACING CLUB

Section	Overall	1400m	1200m	1000m	800m	600m	400m	200m					
Section Times	1:37.21 [8] (0:13.99)	1:23.22 [10] (0:11.24)	1:11.98 [9] (0:11.21)	1:00.77 [11] (0:11.72)	0:49.05 [12] (0:12.01)	0:37.04 [11] (0:12.07)	0:24.97 [11] (0:12.10)	0:12.87 [11] (0:12.87)					
Average Speed [km/h]	51.4	64.8	64.2	61.7	60.0	59.7	59.3	56.0					
Top Speed [km/h]	67.6	67.6	65.5	63.7	61.1	60.9	60.3	59.6					
Avg. Dist. to Rail [m]	0.3	1.6	3.0	1.7	0.6	0.8	0.8	1.3					
Avg. Stride Freq. [Hz]	2.3	2.5	2.4	2.4	2.4	2.4	2.4	2.4					
Avg. Stride Length [m]	6.0	7.3	7.3	7.2	7.1	6.9	6.9	6.6					





Horse/Jockey Name	Rising Pacific
Final Rank	9
Fastest Section Time (Section)	0:10.74 (1400m)
Top Speed [km/h] (Section)	69.0 (1400m)
Race State	Finished

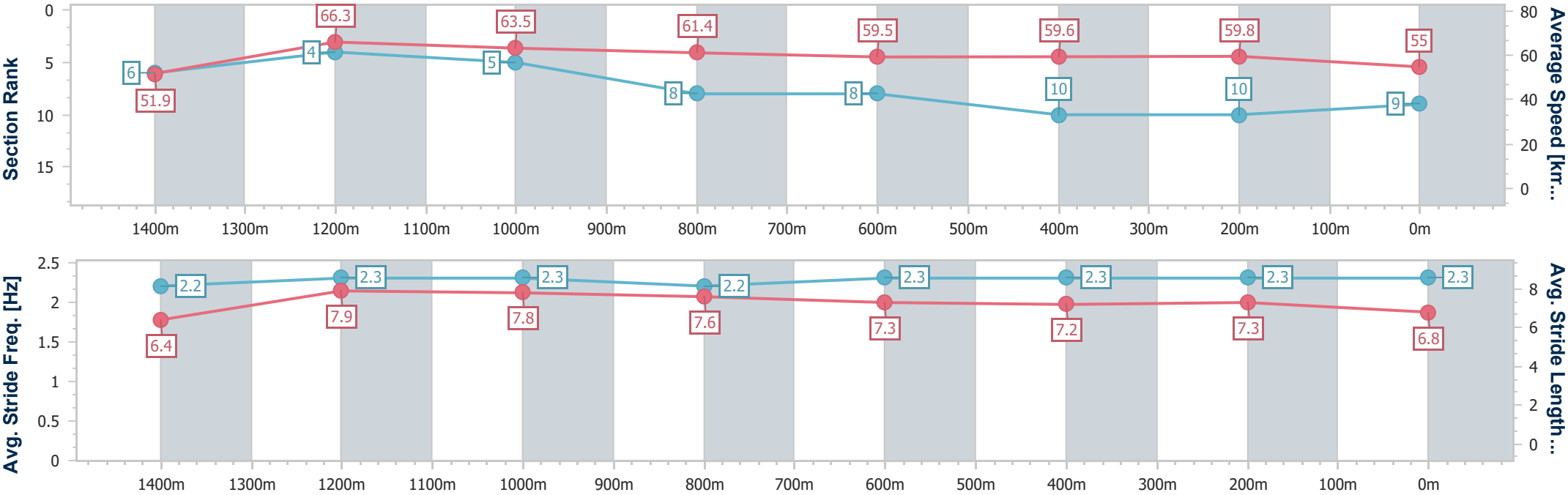


Doomben QLD Professional
Race 8: XXXX BENCHMARK 85 Handicap - 1600m
13 July 2024 - 16:10
Track Rating: Soft 6, Weather: Overcast, Rail Position: +0.5m Entire



BRISBANE
RACING CLUB

Section	Overall	1400m	1200m	1000m	800m	600m	400m	200m					
Section Times	1:37.22 [9] (0:13.89)	1:23.33 [6] (0:10.74)	1:12.59 [4] (0:11.33)	1:01.26 [5] (0:11.79)	0:49.47 [8] (0:12.27)	0:37.20 [8] (0:12.09)	0:25.11 [10] (0:12.02)	0:13.09 [10] (0:13.09)					
Average Speed [km/h]	51.9	66.3	63.5	61.4	59.5	59.6	59.8	55.0					
Top Speed [km/h]	68.4	69.0	64.3	63.8	60.4	60.7	60.3	58.2					
Avg. Dist. to Rail [m]	2.6	2.0	2.0	1.4	2.8	1.1	1.1	3.3					
Avg. Stride Freq. [Hz]	2.2	2.3	2.3	2.2	2.3	2.3	2.3	2.3					
Avg. Stride Length [m]	6.4	7.9	7.8	7.6	7.3	7.2	7.3	6.8					





Horse/Jockey Name	Centre Bounce
Final Rank	10
Fastest Section Time (Section)	0:10.92 (1400m)
Top Speed [km/h] (Section)	67.0 (1400m)
Race State	Finished

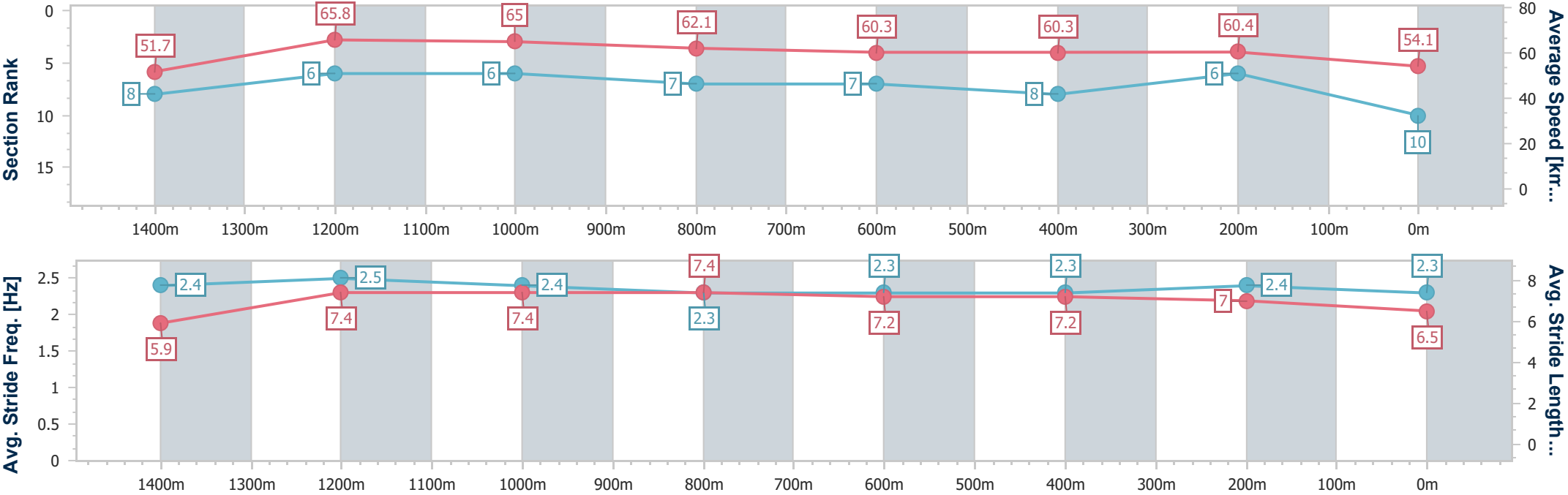


Doomben QLD Professional
Race 8: XXXX BENCHMARK 85 Handicap - 1600m
13 July 2024 - 16:10
Track Rating: Soft 6, Weather: Overcast, Rail Position: +0.5m Entire



BRISBANE
RACING CLUB

Section	Overall	1400m	1200m	1000m	800m	600m	400m	200m					
Section Times	1:37.35 [10] (0:13.98)	1:23.37 [8] (0:10.92)	1:12.45 [6] (0:11.11)	1:01.34 [6] (0:11.70)	0:49.64 [7] (0:12.27)	0:37.37 [7] (0:12.05)	0:25.32 [8] (0:12.03)	0:13.29 [6] (0:13.29)					
Average Speed [km/h]	51.7	65.8	65.0	62.1	60.3	60.3	60.4	54.1					
Top Speed [km/h]	66.6	67.0	66.0	65.6	62.0	61.2	62.2	59.1					
Avg. Dist. to Rail [m]	2.8	0.9	3.0	3.5	4.7	2.0	4.5	7.0					
Avg. Stride Freq. [Hz]	2.4	2.5	2.4	2.3	2.3	2.3	2.4	2.3					
Avg. Stride Length [m]	5.9	7.4	7.4	7.4	7.2	7.2	7.0	6.5					





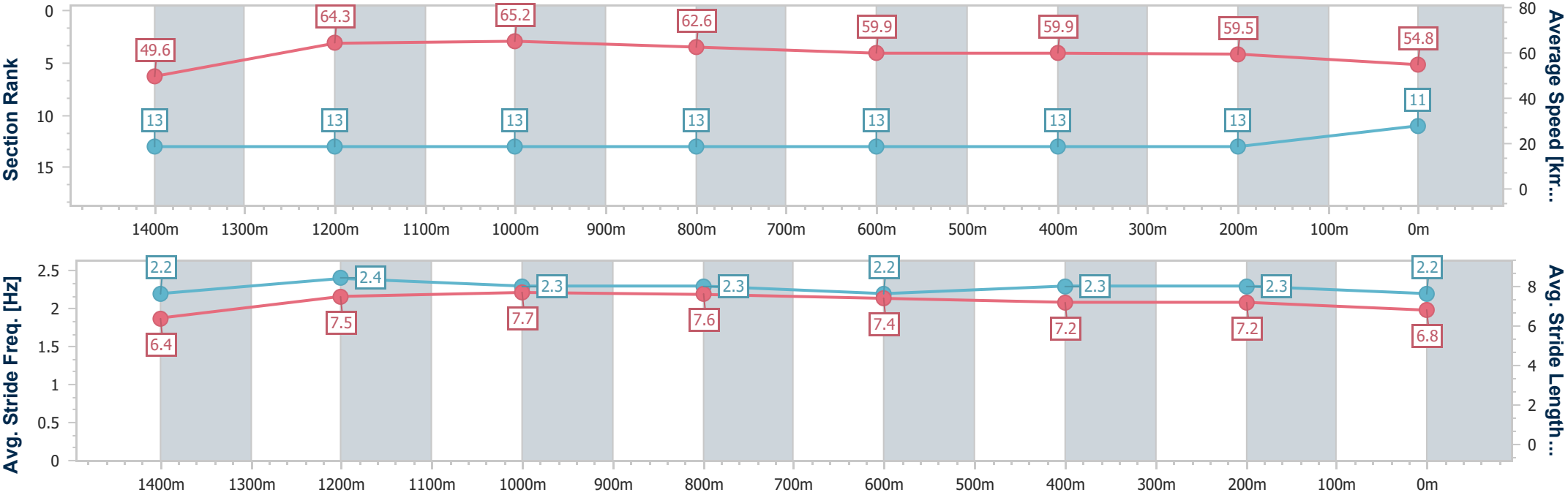
Horse/Jockey Name	Military Gambler
Final Rank	11
Fastest Section Time (Section)	0:11.07 (1200m)
Top Speed [km/h] (Section)	66.7 (1200m)
Race State	Finished



Doomben QLD Professional
Race 8: XXXX BENCHMARK 85 Handicap - 1600m
13 July 2024 - 16:10
Track Rating: Soft 6, Weather: Overcast, Rail Position: +0.5m Entire



Section	Overall	1400m	1200m	1000m	800m	600m	400m	200m					
Section Times	1:37.62 [11] (0:14.50)	1:23.12 [13] (0:11.23)	1:11.89 [13] (0:11.07)	1:00.82 [13] (0:11.51)	0:49.31 [13] (0:12.03)	0:37.28 [13] (0:12.03)	0:25.25 [13] (0:12.11)	0:13.14 [13] (0:13.14)					
Average Speed [km/h]	49.6	64.3	65.2	62.6	59.9	59.9	59.5	54.8					
Top Speed [km/h]	63.8	66.0	66.7	65.5	61.1	61.0	60.7	58.5					
Avg. Dist. to Rail [m]	3.7	1.1	2.4	1.8	0.4	0.3	1.8	1.1					
Avg. Stride Freq. [Hz]	2.2	2.4	2.3	2.3	2.2	2.3	2.3	2.2					
Avg. Stride Length [m]	6.4	7.5	7.7	7.6	7.4	7.2	7.2	6.8					





Horse/Jockey Name	Magic Conqueror
Final Rank	12
Fastest Section Time (Section)	0:11.09 (1200m)
Top Speed [km/h] (Section)	66.4 (1400m)
Race State	Finished

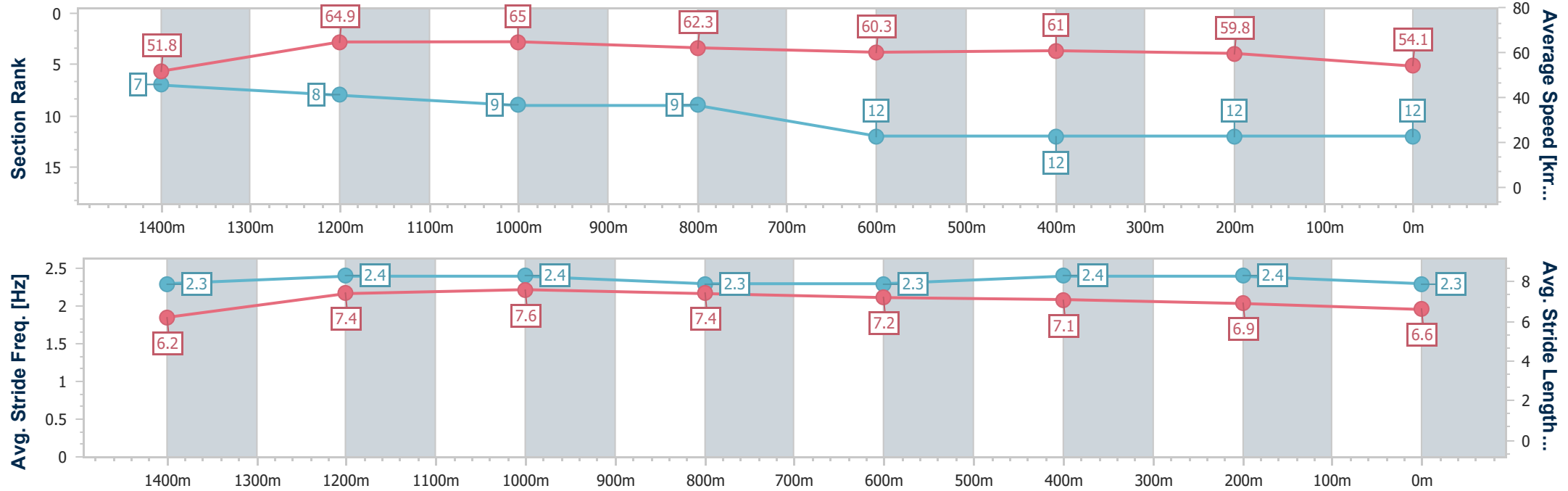


Doomben QLD Professional
Race 8: XXXX BENCHMARK 85 Handicap - 1600m
13 July 2024 - 16:10
Track Rating: Soft 6, Weather: Overcast, Rail Position: +0.5m Entire



BRISBANE
RACING CLUB

Section	Overall	1400m	1200m	1000m	800m	600m	400m	200m					
Section Times	1:37.77 [12] (0:13.91)	1:23.86 [7] (0:11.24)	1:12.62 [8] (0:11.09)	1:01.53 [9] (0:11.69)	0:49.84 [9] (0:12.25)	0:37.59 [12] (0:12.11)	0:25.48 [12] (0:12.19)	0:13.29 [12] (0:13.29)					
Average Speed [km/h]	51.8	64.9	65.0	62.3	60.3	61.0	59.8	54.1					
Top Speed [km/h]	64.7	66.4	66.1	63.6	62.1	62.1	61.6	57.8					
Avg. Dist. to Rail [m]	6.6	1.9	4.7	3.7	4.9	4.8	6.3	6.6					
Avg. Stride Freq. [Hz]	2.3	2.4	2.4	2.3	2.3	2.4	2.4	2.3					
Avg. Stride Length [m]	6.2	7.4	7.6	7.4	7.2	7.1	6.9	6.6					





Horse/Jockey Name	Stuttering
Final Rank	13
Fastest Section Time (Section)	0:10.94 (1200m)
Top Speed [km/h] (Section)	67.1 (1200m)
Race State	Finished

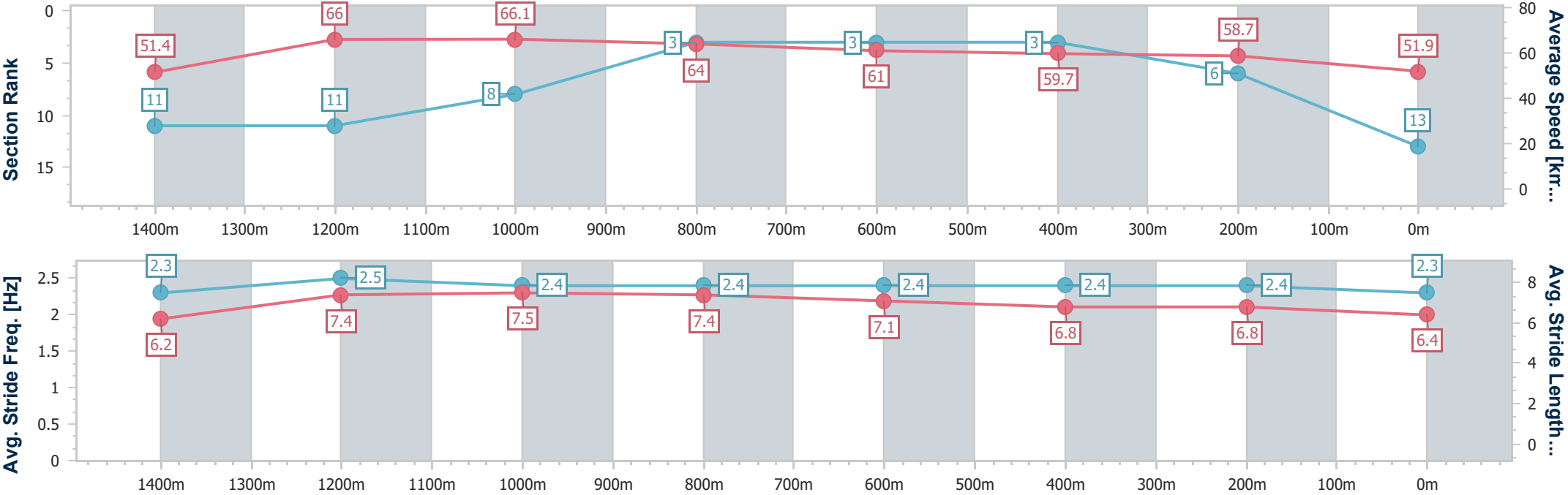


Doomben QLD Professional
Race 8: XXXX BENCHMARK 85 Handicap - 1600m
13 July 2024 - 16:10
Track Rating: Soft 6, Weather: Overcast, Rail Position: +0.5m Entire



BRISBANE
RACING CLUB

Section	Overall	1400m	1200m	1000m	800m	600m	400m	200m					
Section Times	1:37.91 [13] (0:14.02)	1:23.89 [11] (0:11.27)	1:12.62 [11] (0:10.94)	1:01.68 [8] (0:11.34)	0:50.34 [3] (0:11.97)	0:38.37 [3] (0:12.24)	0:26.13 [3] (0:12.28)	0:13.85 [6] (0:13.85)					
Average Speed [km/h]	51.4	66.0	66.1	64.0	61.0	59.7	58.7	51.9					
Top Speed [km/h]	65.6	67.0	67.1	65.1	62.4	61.2	61.0	55.5					
Avg. Dist. to Rail [m]	6.6	4.7	6.2	4.0	3.1	2.7	1.5	3.5					
Avg. Stride Freq. [Hz]	2.3	2.5	2.4	2.4	2.4	2.4	2.4	2.3					
Avg. Stride Length [m]	6.2	7.4	7.5	7.4	7.1	6.8	6.8	6.4					





Doomben QLD Professional

Race 9: LADBROKE IT! BENCHMARK 85 Handicap - 1350m

13 July 2024 - 16:44



BRISBANE
RACING CLUB

Track Rating: Soft 6, Weather: Overcast, Rail Position: +0.5m Entire

Section						Overall	1200m	1000m	800m	600m	400m	Last 600m	
Field Times						1:20.59 (0:10.88)	1:09.71 (0:10.65)	0:59.06 (0:10.99)	0:48.07 (0:12.03)	0:36.04 (0:12.24)	0:23.80 (0:11.71)	0:36.04	
Rank	TAB	Horse/Jockey	Barrier	Top Speed [km/h]	Fastest Section								Distance Travelled [m]
1	14	ATLANTIC OCEAN	2	67.7	0:10.89	1:20.59 [1]	1:09.51 [6]	0:58.62 [6]	0:47.41 [6]	0:35.48 [6]	0:23.39 [6]	0:35.48	
		Jake Bayliss		1200m	1200m	(0:11.08)	(0:10.89)	(0:11.21)	(0:11.93)	(0:12.09)	(0:11.42)		
2	12	FLYING TRAPEZE	11	66.9	0:10.92	1:20.59 [2]	1:09.39 [7]	0:58.47 [8]	0:47.29 [7]	0:35.25 [7]	0:23.20 [8]	0:35.25 +7	
		Ron Stewart		1200m	1200m	(0:11.20)	(0:10.92)	(0:11.18)	(0:12.04)	(0:12.05)	(0:11.35)		
3	13	BOODUA ROMANCE	10	68.5	0:10.65	1:20.67 [3]	1:09.79 [1]	0:59.14 [1]	0:48.15 [1]	0:36.12 [1]	0:23.88 [1]	0:36.12 +1	
		Georgina Cartwright		1200m	1200m	(0:10.88)	(0:10.65)	(0:10.99)	(0:12.03)	(0:12.24)	(0:11.71)		
4	9	BLAKMAX	6	67.5	0:10.77	1:20.86 [4]	1:09.88 [4]	0:59.11 [3]	0:48.03 [4]	0:35.98 [4]	0:23.93 [2]	0:35.98 +3	
		Angela Jones		1200m	1200m	(0:10.98)	(0:10.77)	(0:11.08)	(0:12.05)	(0:12.05)	(0:11.66)		
5	15	MAHAGONI	5	65.7	0:11.08	1:20.88 [5]	1:09.52 [10]	0:58.44 [10]	0:47.22 [9]	0:35.30 [9]	0:23.26 [9]	0:35.30 +5	
		Samantha Collett		1200m	1200m	(0:11.36)	(0:11.08)	(0:11.22)	(0:11.92)	(0:12.04)	(0:11.36)		
6	10	CRAZY TRAIN	8	68.2	0:10.80	1:20.89 [6]	1:09.93 [3]	0:59.13 [4]	0:48.18 [3]	0:36.17 [2]	0:23.94 [3]	0:36.17 +7	
		Andrew Mallyon		1000m	1200m	(0:10.96)	(0:10.80)	(0:10.95)	(0:12.01)	(0:12.23)	(0:11.62)		
7	8	BUILT	1	66.7	0:11.06	1:20.92 [7]	1:09.62 [9]	0:58.56 [9]	0:47.24 [10]	0:35.25 [10]	0:23.28 [10]	0:35.25 +5	
		Boris Thornton		1200m	1200m	(0:11.30)	(0:11.06)	(0:11.32)	(0:11.99)	(0:11.97)	(0:11.26)		
8	4	PIZARRO	12	66.6	0:11.01	1:20.99 [8]	1:09.32 [11]	0:58.31 [11]	0:47.07 [11]	0:35.24 [11]	0:23.15 [11]	0:35.24 +8	
		Jag Guthmann-Chester		1000m	1200m	(0:11.67)	(0:11.01)	(0:11.24)	(0:11.83)	(0:12.09)	(0:11.31)		
9	7	SAILOR'S SECRET	4	68.7	0:10.62	1:21.01 [9]	1:10.02 [5]	0:59.40 [2]	0:48.36 [2]	0:36.17 [3]	0:23.98 [4]	0:36.17 +8	
		Cejay Graham		1200m	1200m	(0:10.99)	(0:10.62)	(0:11.04)	(0:12.19)	(0:12.19)	(0:11.63)		
10	2	SEA RAIDER	9	68.9	0:10.80	1:21.18 [10]	1:09.91 [8]	0:59.11 [7]	0:47.84 [8]	0:35.84 [8]	0:23.85 [7]	0:35.84 +3	
		Marnu Potgieter		1200m	1200m	(0:11.27)	(0:10.80)	(0:11.27)	(0:12.00)	(0:11.99)	(0:11.56)		

Scratched: The Vowels (#3), Sha Of Gomer (#16), Denied (#11), Mr Maestro (#1), Rockribbed (#6)

Report Created: Sat 13 July 2024 17:08 GMT+10 (Note: Timing is based on position data)

Page 1/15

[] Ranking at each section and finish
-:-:- No data available at this section
NA No data available

SCN Saddle cloth number
DNF Did not finish
DNT Did not track

data processed by  TRIPLESDATA



Doomben QLD Professional
Race 9: LADBROKE IT! BENCHMARK 85 Handicap - 1350m
13 July 2024 - 16:44



Track Rating: Soft 6, Weather: Overcast, Rail Position: +0.5m Entire

Section						Overall	1200m	1000m	800m	600m	400m	Last 600m	
Field Times						1:20.59 (0:10.88)	1:09.71 (0:10.65)	0:59.06 (0:10.99)	0:48.07 (0:12.03)	0:36.04 (0:12.24)	0:23.80 (0:11.71)	0:36.04	
Rank	TAB	Horse/Jockey	Barrier	Top Speed [km/h]	Fastest Section								Distance Travelled [m]
11	5	DEVIL'S THROAT	7	67.2	0:10.93	1:21.26 [11]	1:10.33 [2]	0:59.40 [5]	0:48.21 [5]	0:36.21 [5]	0:24.12 [5]	0:36.21	+6
		Kyle Wilson-Taylor		1200m	Overall	(0:10.93)	(0:10.93)	(0:11.19)	(0:12.00)	(0:12.09)	(0:11.61)		

Scratched: The Vowels (#3), Sha Of Gomer (#16), Denied (#11), Mr Maestro (#1), Rockribbed (#6)



Doomben QLD Professional
Race 9: LADBROKE IT! BENCHMARK 85 Handicap - 1350m
13 July 2024 - 16:44



Track Rating: Soft 6, Weather: Overcast, Rail Position: +0.5m Entire

Section Field Times				200m 0:12.09 (0:12.09)				Last 600m 0:36.04	
Rank	TAB	Horse/Jockey	Barrier	Top Speed [km/h]	Fastest Section	Margin		Distance Travelled [m]	
1	14	ATLANTIC OCEAN	2	67.7	0:10.89	0:11.97 [4]	1:20.59	0:35.48	
		Jake Bayliss		1200m	1200m	(0:11.97)			
2	12	FLYING TRAPEZE	11	66.9	0:10.92	0:11.85 [6]	0.01L	0:35.25	+7
		Ron Stewart		1200m	1200m	(0:11.85)			
3	13	BOODUA ROMANCE	10	68.5	0:10.65	0:12.17 [1]	0.45L	0:36.12	+1
		Georgina Cartwright		1200m	1200m	(0:12.17)			
4	9	BLAKMAX	6	67.5	0:10.77	0:12.27 [3]	1.62L	0:35.98	+3
		Angela Jones		1200m	1200m	(0:12.27)			
5	15	MAHAGONI	5	65.7	0:11.08	0:11.90 [10]	1.71L	0:35.30	+5
		Samantha Collett		1200m	1200m	(0:11.90)			
6	10	CRAZY TRAIN	8	68.2	0:10.80	0:12.32 [2]	1.76L	0:36.17	+7
		Andrew Mallyon		1000m	1200m	(0:12.32)			
7	8	BUILT	1	66.7	0:11.06	0:12.02 [9]	1.95L	0:35.25	+5
		Boris Thornton		1200m	1200m	(0:12.02)			
8	4	PIZARRO	12	66.6	0:11.01	0:11.84 [11]	2.34L	0:35.24	+8
		Jag Guthmann-Chester		1000m	1200m	(0:11.84)			
9	7	SAILOR'S SECRET	4	68.7	0:10.62	0:12.35 [5]	2.45L	0:36.17	+8
		Cejay Graham		1200m	1200m	(0:12.35)			
10	2	SEA RAIDER	9	68.9	0:10.80	0:12.29 [8]	3.47L	0:35.84	+3
		Marnu Potgieter		1200m	1200m	(0:12.29)			

Scratched: The Vowels (#3), Sha Of Gomer (#16), Denied (#11), Mr Maestro (#1), Rockribbed (#6)

Report Created: Sat 13 July 2024 17:08 GMT+10 (Note: Timing is based on position data)

Page 3/15

[] Ranking at each section and finish
-:-:- No data available at this section
NA No data available

SCN Saddle cloth number
DNF Did not finish
DNT Did not track

data processed by  TRIPLESDATA



Doomben QLD Professional
Race 9: LADBROKE IT! BENCHMARK 85 Handicap - 1350m
13 July 2024 - 16:44



Track Rating: Soft 6, Weather: Overcast, Rail Position: +0.5m Entire

Section						200m	Last 600m		
Field Times						0:12.09 (0:12.09)	0:36.04		
Rank	TAB	Horse/Jockey	Barrier	Top Speed [km/h]	Fastest Section	Margin		Distance Travelled [m]	
11	5	DEVIL'S THROAT	7	67.2	0:10.93	0:12.51 [7]	3.93L	0:36.21	+6
		Kyle Wilson-Taylor		1200m	Overall	(0:12.51)			

Scratched: The Vowels (#3), Sha Of Gomer (#16), Denied (#11), Mr Maestro (#1), Rockribbed (#6)



Horse/Jockey Name	Atlantic Ocean
Final Rank	1
Fastest Section Time (Section)	0:10.89 (1200m)
Top Speed [km/h] (Section)	67.7 (1200m)
Race State	Finished



Doomben QLD Professional
Race 9: LADBROKE IT! BENCHMARK 85 Handicap - 1350m

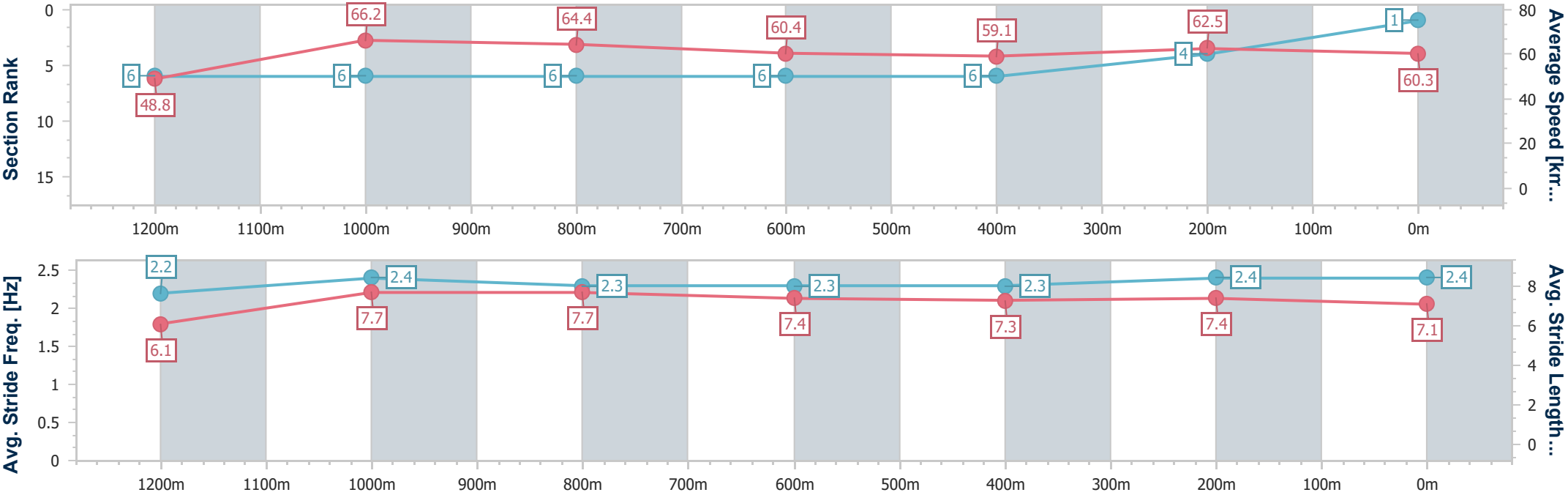
13 July 2024 - 16:44

Track Rating: Soft 6, Weather: Overcast, Rail Position: +0.5m Entire



BRISBANE
RACING CLUB

Section	Overall	1200m	1000m	800m	600m	400m	200m						
Section Times	1:20.59 [1] (0:11.08)	1:09.51 [6] (0:10.89)	0:58.62 [6] (0:11.21)	0:47.41 [6] (0:11.93)	0:35.48 [6] (0:12.09)	0:23.39 [6] (0:11.42)	0:11.97 [4] (0:11.97)						
Average Speed [km/h]	48.8	66.2	64.4	60.4	59.1	62.5	60.3						
Top Speed [km/h]	64.5	67.7	66.5	62.7	59.9	64.7	63.1						
Avg. Dist. to Rail [m]	3.0	2.6	1.6	0.6	1.6	1.5	1.6						
Avg. Stride Freq. [Hz]	2.2	2.4	2.3	2.3	2.3	2.4	2.4						
Avg. Stride Length [m]	6.1	7.7	7.7	7.4	7.3	7.4	7.1						





Horse/Jockey Name	Flying Trapeze
Final Rank	2
Fastest Section Time (Section)	0:10.92 (1200m)
Top Speed [km/h] (Section)	66.9 (1200m)
Race State	Finished

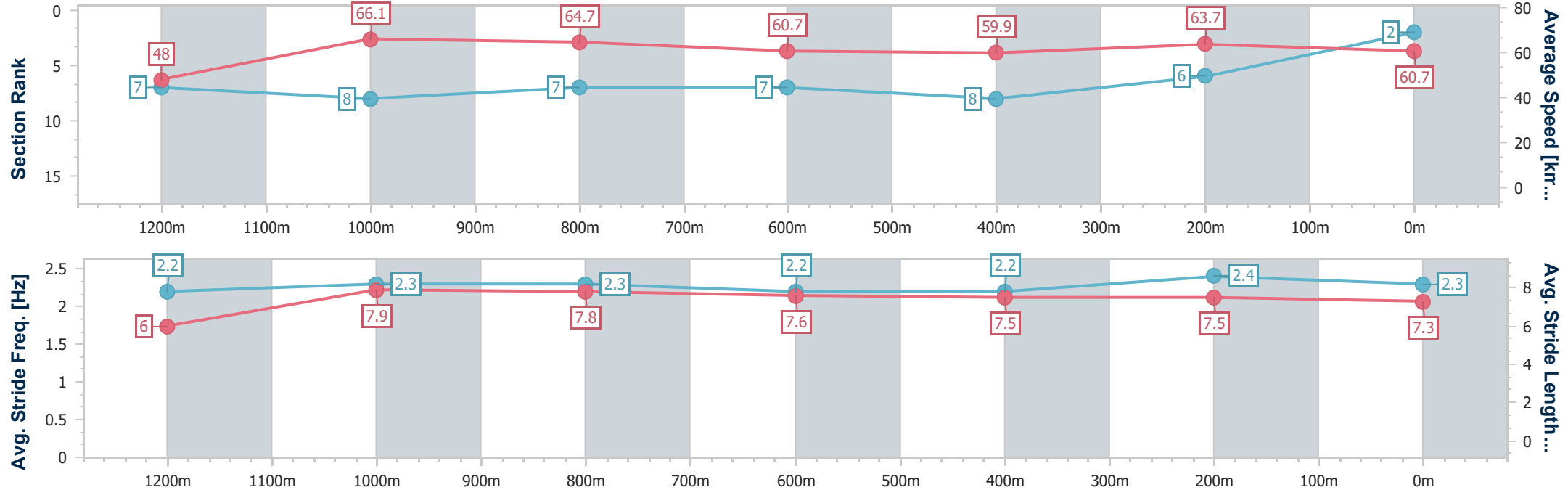


Doomben QLD Professional
Race 9: LADBROKE IT! BENCHMARK 85 Handicap - 1350m
13 July 2024 - 16:44
Track Rating: Soft 6, Weather: Overcast, Rail Position: +0.5m Entire



BRISBANE
RACING CLUB

Section	Overall	1200m	1000m	800m	600m	400m	200m						
Section Times	1:20.59 [2] (0:11.20)	1:09.39 [7] (0:10.92)	0:58.47 [8] (0:11.18)	0:47.29 [7] (0:12.04)	0:35.25 [7] (0:12.05)	0:23.20 [8] (0:11.35)	0:11.85 [6] (0:11.85)						
Average Speed [km/h]	48.0	66.1	64.7	60.7	59.9	63.7	60.7						
Top Speed [km/h]	64.5	66.9	66.0	63.4	61.1	65.9	64.3						
Avg. Dist. to Rail [m]	10.1	4.2	2.9	2.3	1.0	4.1	7.2						
Avg. Stride Freq. [Hz]	2.2	2.3	2.3	2.2	2.2	2.4	2.3						
Avg. Stride Length [m]	6.0	7.9	7.8	7.6	7.5	7.5	7.3						





Horse/Jockey Name	Boodua Romance
Final Rank	3
Fastest Section Time (Section)	0:10.65 (1200m)
Top Speed [km/h] (Section)	68.5 (1200m)
Race State	Finished

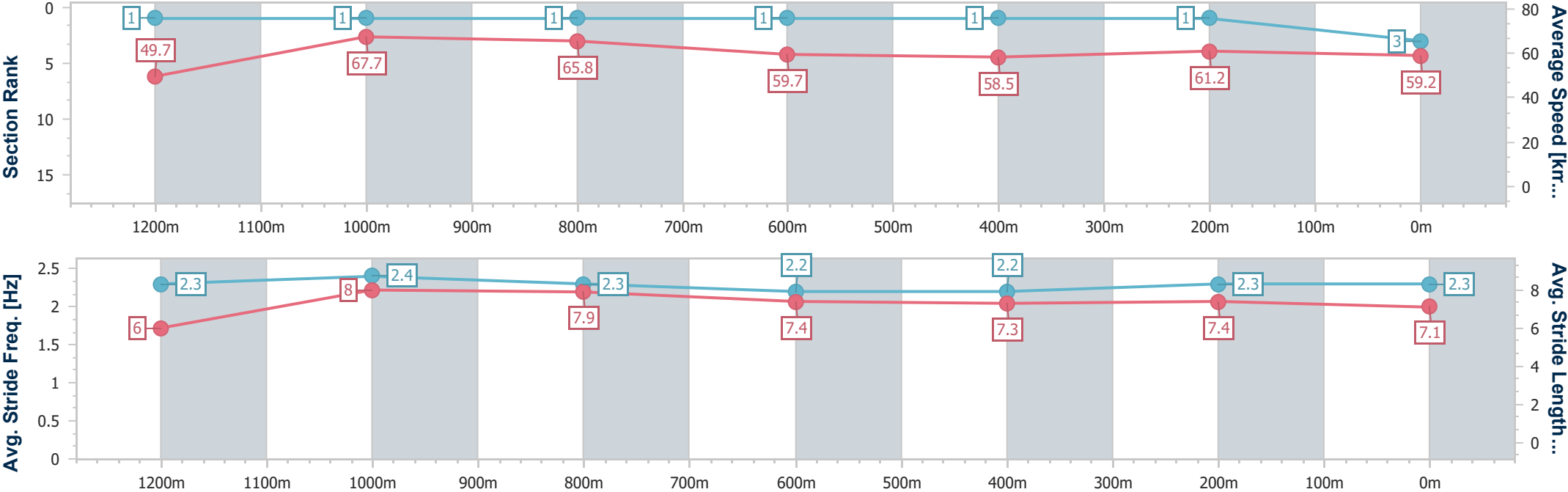


Doomben QLD Professional
Race 9: LADBROKE IT! BENCHMARK 85 Handicap - 1350m
13 July 2024 - 16:44
Track Rating: Soft 6, Weather: Overcast, Rail Position: +0.5m Entire



BRISBANE
RACING CLUB

Section	Overall	1200m	1000m	800m	600m	400m	200m						
Section Times	1:20.67 [3] (0:10.88)	1:09.79 [1] (0:10.65)	0:59.14 [1] (0:10.99)	0:48.15 [1] (0:12.03)	0:36.12 [1] (0:12.24)	0:23.88 [1] (0:11.71)	0:12.17 [1] (0:12.17)						
Average Speed [km/h]	49.7	67.7	65.8	59.7	58.5	61.2	59.2						
Top Speed [km/h]	66.2	68.5	67.7	61.6	59.7	62.2	62.2						
Avg. Dist. to Rail [m]	9.9	5.8	2.1	0.4	1.2	1.2	2.7						
Avg. Stride Freq. [Hz]	2.3	2.4	2.3	2.2	2.2	2.3	2.3						
Avg. Stride Length [m]	6.0	8.0	7.9	7.4	7.3	7.4	7.1						





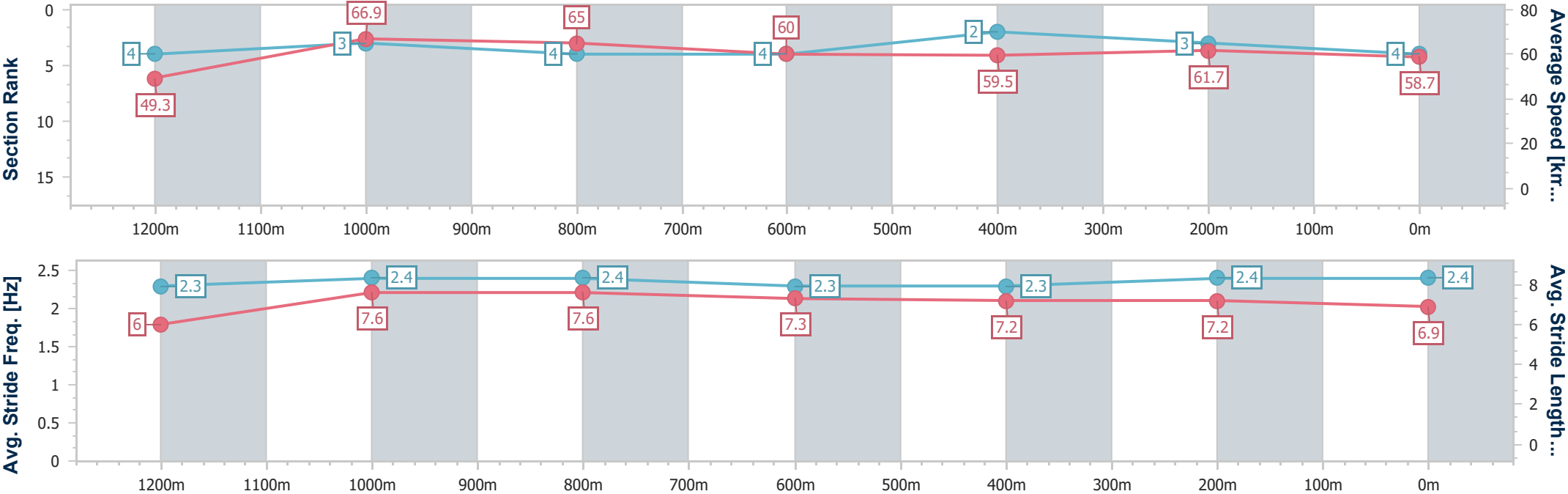
Horse/Jockey Name	Blakmax
Final Rank	4
Fastest Section Time (Section)	0:10.77 (1200m)
Top Speed [km/h] (Section)	67.5 (1200m)
Race State	Finished



Doomben QLD Professional
Race 9: LADBROKE IT! BENCHMARK 85 Handicap - 1350m
13 July 2024 - 16:44
Track Rating: Soft 6, Weather: Overcast, Rail Position: +0.5m Entire



Section	Overall	1200m	1000m	800m	600m	400m	200m						
Section Times	1:20.86 [4] (0:10.98)	1:09.88 [4] (0:10.77)	0:59.11 [3] (0:11.08)	0:48.03 [4] (0:12.05)	0:35.98 [4] (0:12.05)	0:23.93 [2] (0:11.66)	0:12.27 [3] (0:12.27)						
Average Speed [km/h]	49.3	66.9	65.0	60.0	59.5	61.7	58.7						
Top Speed [km/h]	66.0	67.5	66.9	62.9	60.2	63.0	61.5						
Avg. Dist. to Rail [m]	5.7	2.5	1.3	0.4	0.3	2.0	5.4						
Avg. Stride Freq. [Hz]	2.3	2.4	2.4	2.3	2.3	2.4	2.4						
Avg. Stride Length [m]	6.0	7.6	7.6	7.3	7.2	7.2	6.9						





Horse/Jockey Name	Mahagoni
Final Rank	5
Fastest Section Time (Section)	0:11.08 (1200m)
Top Speed [km/h] (Section)	65.7 (1200m)
Race State	Finished

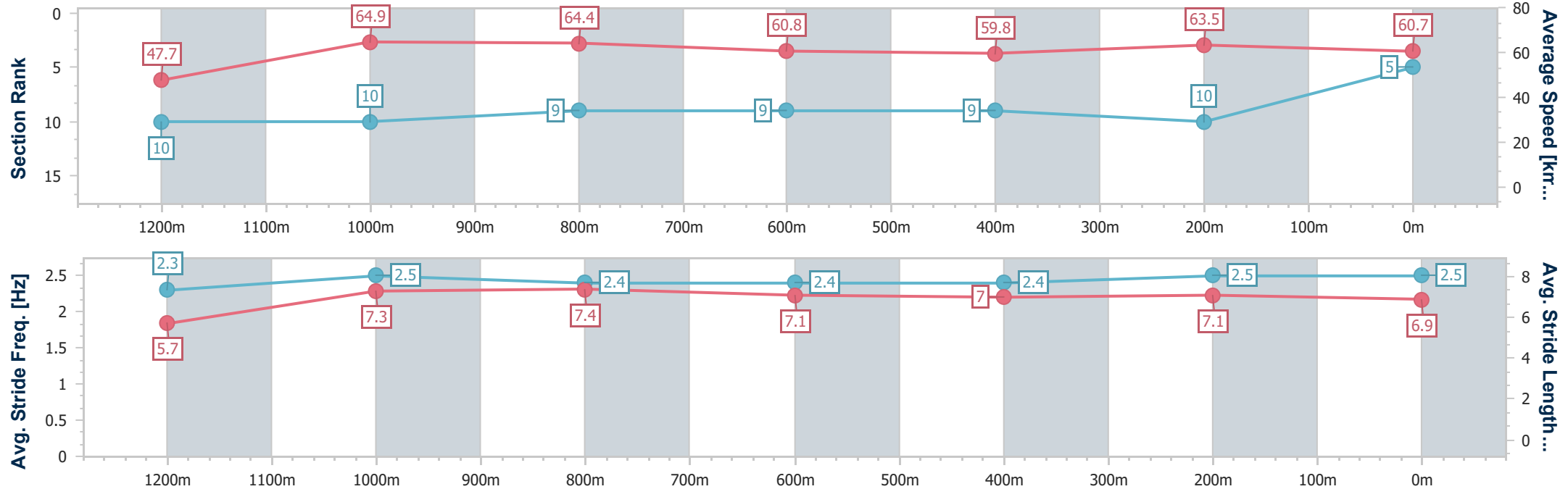


Doomben QLD Professional
Race 9: LADBROKE IT! BENCHMARK 85 Handicap - 1350m
13 July 2024 - 16:44
Track Rating: Soft 6, Weather: Overcast, Rail Position: +0.5m Entire



BRISBANE
RACING CLUB

Section	Overall	1200m	1000m	800m	600m	400m	200m						
Section Times	1:20.88 [5] (0:11.36)	1:09.52 [10] (0:11.08)	0:58.44 [10] (0:11.22)	0:47.22 [9] (0:11.92)	0:35.30 [9] (0:12.04)	0:23.26 [9] (0:11.36)	0:11.90 [10] (0:11.90)						
Average Speed [km/h]	47.7	64.9	64.4	60.8	59.8	63.5	60.7						
Top Speed [km/h]	63.5	65.7	65.7	63.2	61.6	64.4	63.6						
Avg. Dist. to Rail [m]	4.5	1.8	1.4	1.0	0.4	4.1	8.6						
Avg. Stride Freq. [Hz]	2.3	2.5	2.4	2.4	2.4	2.5	2.5						
Avg. Stride Length [m]	5.7	7.3	7.4	7.1	7.0	7.1	6.9						





Horse/Jockey Name	Crazy Train
Final Rank	6
Fastest Section Time (Section)	0:10.80 (1200m)
Top Speed [km/h] (Section)	68.2 (1000m)
Race State	Finished



Doomben QLD Professional
Race 9: LADBROKE IT! BENCHMARK 85 Handicap - 1350m

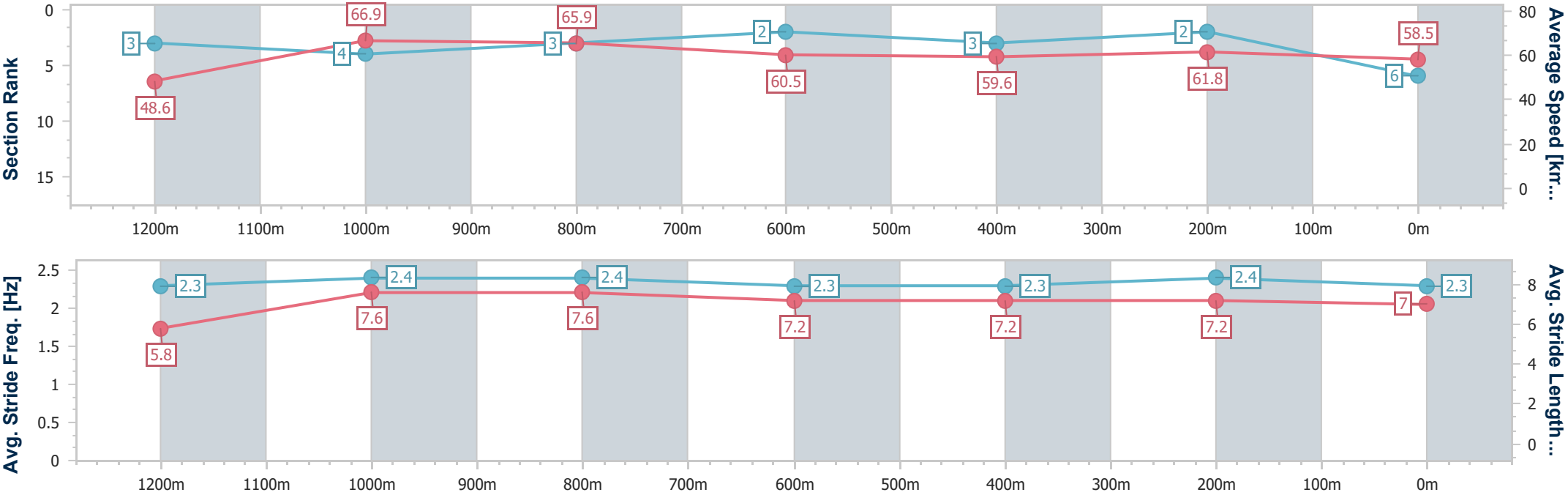
13 July 2024 - 16:44

Track Rating: Soft 6, Weather: Overcast, Rail Position: +0.5m Entire



BRISBANE
RACING CLUB

Section	Overall	1200m	1000m	800m	600m	400m	200m						
Section Times	1:20.89 [6] (0:10.96)	1:09.93 [3] (0:10.80)	0:59.13 [4] (0:10.95)	0:48.18 [3] (0:12.01)	0:36.17 [2] (0:12.23)	0:23.94 [3] (0:11.62)	0:12.32 [2] (0:12.32)						
Average Speed [km/h]	48.6	66.9	65.9	60.5	59.6	61.8	58.5						
Top Speed [km/h]	54.0	67.5	68.2	66.8	60.8	62.7	62.7						
Avg. Dist. to Rail [m]	7.5	5.1	2.9	1.3	1.0	1.9	5.2						
Avg. Stride Freq. [Hz]	2.3	2.4	2.4	2.3	2.3	2.4	2.3						
Avg. Stride Length [m]	5.8	7.6	7.6	7.2	7.2	7.2	7.0						





Horse/Jockey Name	Built
Final Rank	7
Fastest Section Time (Section)	0:11.06 (1200m)
Top Speed [km/h] (Section)	66.7 (1200m)
Race State	Finished



Doomben QLD Professional
Race 9: LADBROKE IT! BENCHMARK 85 Handicap - 1350m

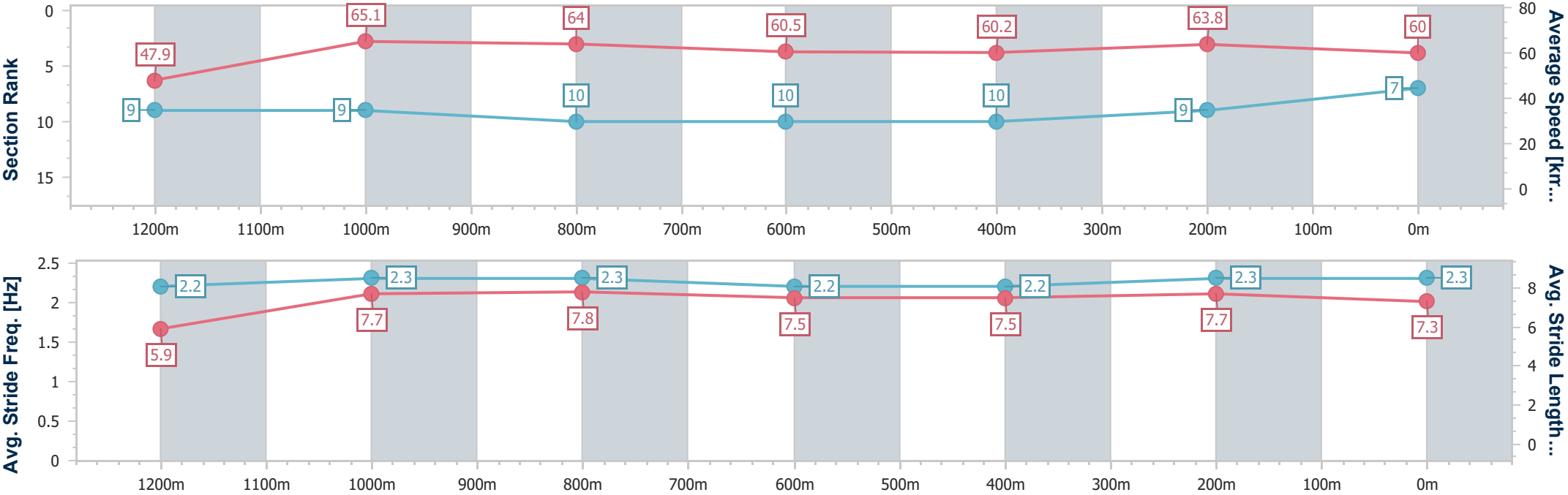
13 July 2024 - 16:44

Track Rating: Soft 6, Weather: Overcast, Rail Position: +0.5m Entire



BRISBANE
RACING CLUB

Section	Overall	1200m	1000m	800m	600m	400m	200m						
Section Times	1:20.92 [7] (0:11.30)	1:09.62 [9] (0:11.06)	0:58.56 [9] (0:11.32)	0:47.24 [10] (0:11.99)	0:35.25 [10] (0:11.97)	0:23.28 [10] (0:11.26)	0:12.02 [9] (0:12.02)						
Average Speed [km/h]	47.9	65.1	64.0	60.5	60.2	63.8	60.0						
Top Speed [km/h]	63.8	66.7	65.6	62.0	63.2	66.0	63.6						
Avg. Dist. to Rail [m]	2.0	0.6	0.8	1.1	0.8	1.8	4.9						
Avg. Stride Freq. [Hz]	2.2	2.3	2.3	2.2	2.2	2.3	2.3						
Avg. Stride Length [m]	5.9	7.7	7.8	7.5	7.5	7.7	7.3						





Horse/Jockey Name	Pizarro
Final Rank	8
Fastest Section Time (Section)	0:11.01 (1200m)
Top Speed [km/h] (Section)	66.6 (1000m)
Race State	Finished

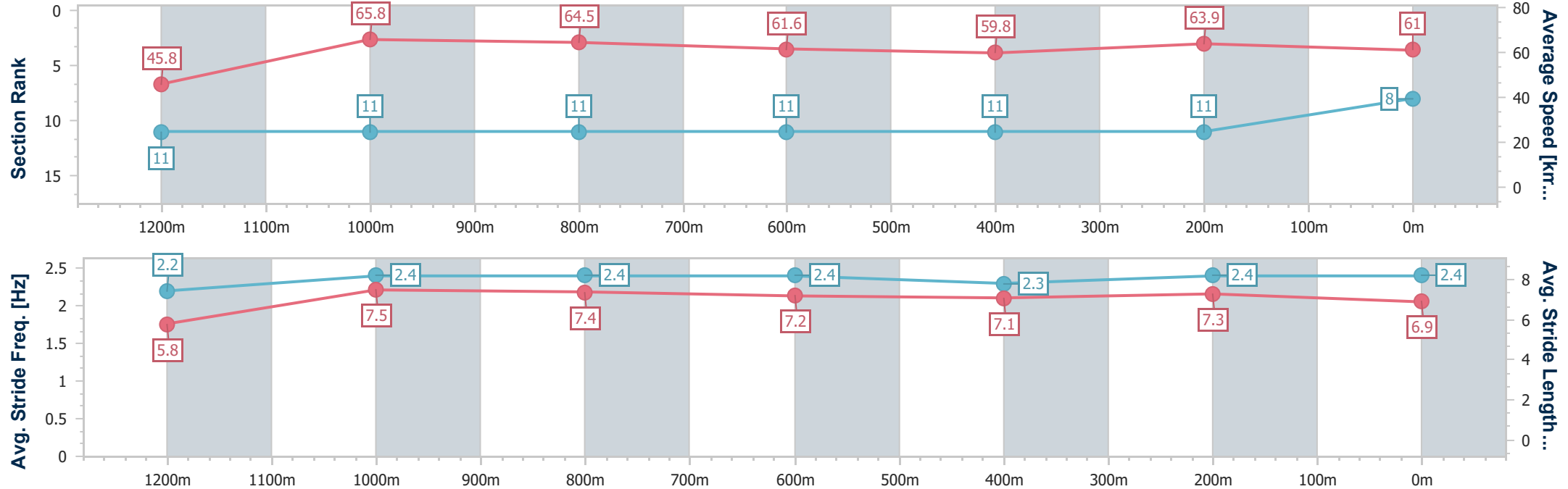


Doomben QLD Professional
Race 9: LADBROKE IT! BENCHMARK 85 Handicap - 1350m
13 July 2024 - 16:44
Track Rating: Soft 6, Weather: Overcast, Rail Position: +0.5m Entire



BRISBANE
RACING CLUB

Section	Overall	1200m	1000m	800m	600m	400m	200m						
Section Times	1:20.99 [8] (0:11.67)	1:09.32 [11] (0:11.01)	0:58.31 [11] (0:11.24)	0:47.07 [11] (0:11.83)	0:35.24 [11] (0:12.09)	0:23.15 [11] (0:11.31)	0:11.84 [11] (0:11.84)						
Average Speed [km/h]	45.8	65.8	64.5	61.6	59.8	63.9	61.0						
Top Speed [km/h]	52.7	66.5	66.6	65.1	61.6	64.6	64.7						
Avg. Dist. to Rail [m]	9.7	2.6	2.0	1.2	0.7	5.0	10.1						
Avg. Stride Freq. [Hz]	2.2	2.4	2.4	2.4	2.3	2.4	2.4						
Avg. Stride Length [m]	5.8	7.5	7.4	7.2	7.1	7.3	6.9						





Horse/Jockey Name	Sailor's Secret
Final Rank	9
Fastest Section Time (Section)	0:10.62 (1200m)
Top Speed [km/h] (Section)	68.7 (1200m)
Race State	Finished



Doomben QLD Professional
Race 9: LADBROKE IT! BENCHMARK 85 Handicap - 1350m

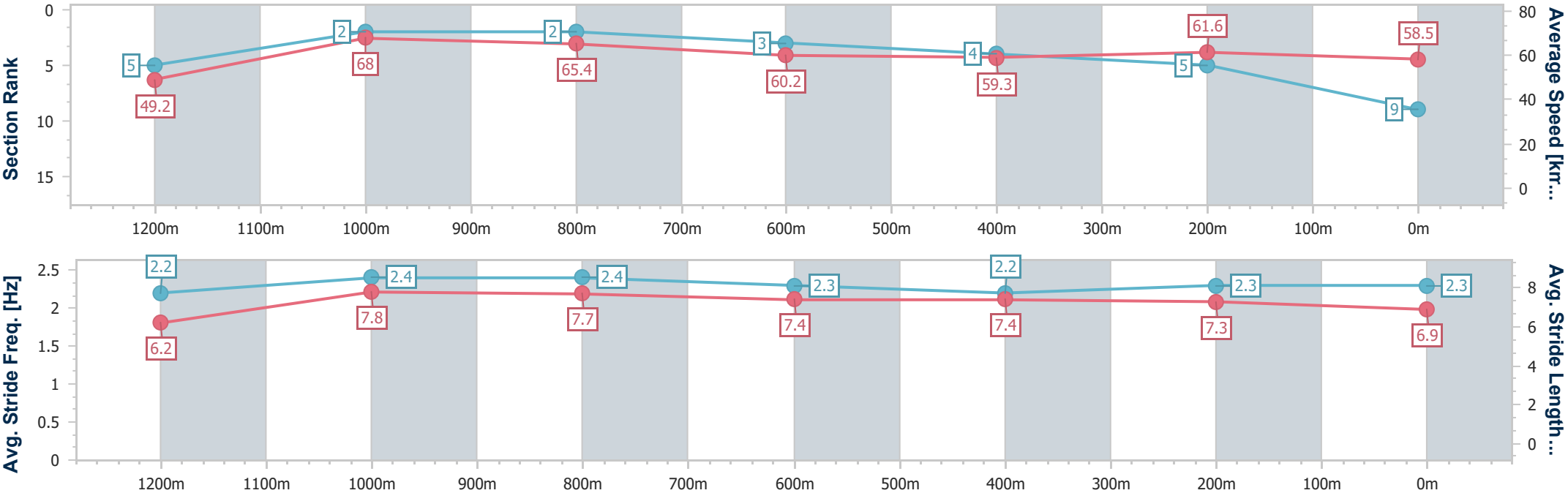
13 July 2024 - 16:44

Track Rating: Soft 6, Weather: Overcast, Rail Position: +0.5m Entire



BRISBANE
RACING CLUB

Section	Overall	1200m	1000m	800m	600m	400m	200m						
Section Times	1:21.01 [9] (0:10.99)	1:10.02 [5] (0:10.62)	0:59.40 [2] (0:11.04)	0:48.36 [2] (0:12.19)	0:36.17 [3] (0:12.19)	0:23.98 [4] (0:11.63)	0:12.35 [5] (0:12.35)						
Average Speed [km/h]	49.2	68.0	65.4	60.2	59.3	61.6	58.5						
Top Speed [km/h]	66.4	68.7	67.4	63.8	60.1	63.8	61.7						
Avg. Dist. to Rail [m]	4.1	2.0	1.9	3.6	1.3	0.7	0.4						
Avg. Stride Freq. [Hz]	2.2	2.4	2.4	2.3	2.2	2.3	2.3						
Avg. Stride Length [m]	6.2	7.8	7.7	7.4	7.4	7.3	6.9						





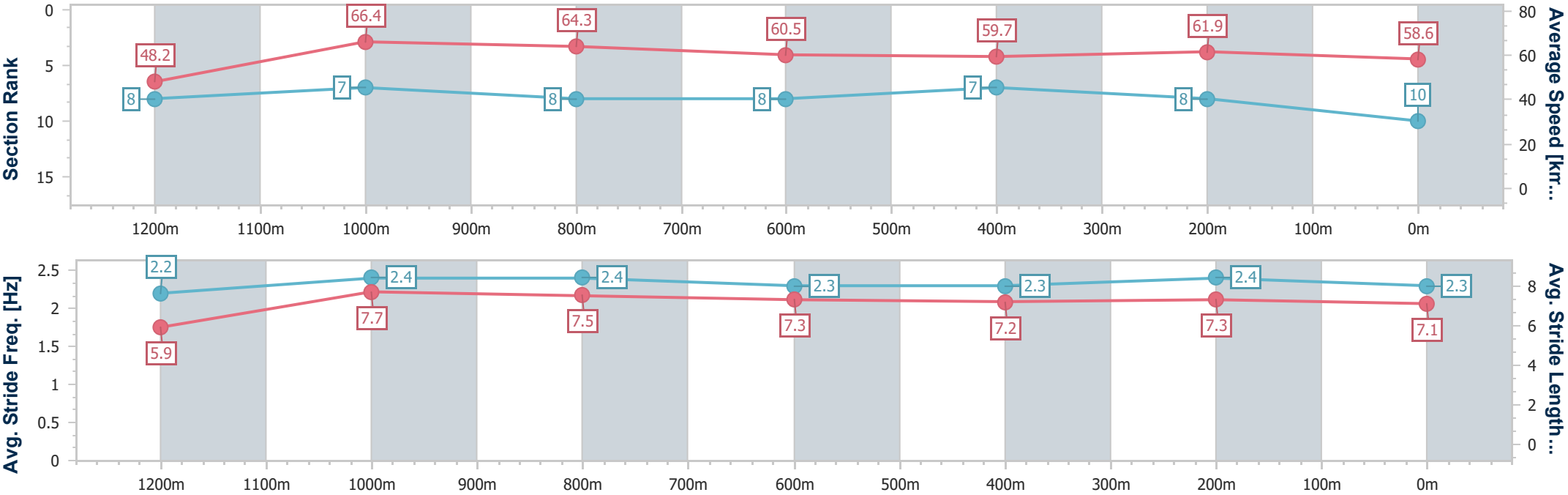
Horse/Jockey Name	Sea Raider
Final Rank	10
Fastest Section Time (Section)	0:10.80 (1200m)
Top Speed [km/h] (Section)	68.9 (1200m)
Race State	Finished



Doomben QLD Professional
Race 9: LADBROKE IT! BENCHMARK 85 Handicap - 1350m
13 July 2024 - 16:44
Track Rating: Soft 6, Weather: Overcast, Rail Position: +0.5m Entire



Section	Overall	1200m	1000m	800m	600m	400m	200m						
Section Times	1:21.18 [10] (0:11.27)	1:09.91 [8] (0:10.80)	0:59.11 [7] (0:11.27)	0:47.84 [8] (0:12.00)	0:35.84 [8] (0:11.99)	0:23.85 [7] (0:11.56)	0:12.29 [8] (0:12.29)						
Average Speed [km/h]	48.2	66.4	64.3	60.5	59.7	61.9	58.6						
Top Speed [km/h]	65.1	68.9	65.8	62.8	60.9	63.1	61.7						
Avg. Dist. to Rail [m]	8.4	3.6	2.6	1.3	1.1	1.7	0.7						
Avg. Stride Freq. [Hz]	2.2	2.4	2.4	2.3	2.3	2.4	2.3						
Avg. Stride Length [m]	5.9	7.7	7.5	7.3	7.2	7.3	7.1						





Horse/Jockey Name	Devil's Throat
Final Rank	11
Fastest Section Time (Section)	0:10.93 (Overall)
Top Speed [km/h] (Section)	67.2 (1200m)
Race State	Finished



Doomben QLD Professional
Race 9: LADBROKE IT! BENCHMARK 85 Handicap - 1350m
13 July 2024 - 16:44
Track Rating: Soft 6, Weather: Overcast, Rail Position: +0.5m Entire



BRISBANE
RACING CLUB

Section	Overall	1200m	1000m	800m	600m	400m	200m						
Section Times	1:21.26 [11] (0:10.93)	1:10.33 [2] (0:10.93)	0:59.40 [5] (0:11.19)	0:48.21 [5] (0:12.00)	0:36.21 [5] (0:12.09)	0:24.12 [5] (0:11.61)	0:12.51 [7] (0:12.51)						
Average Speed [km/h]	49.5	65.7	64.8	60.5	59.9	62.1	57.4						
Top Speed [km/h]	65.4	67.2	66.3	63.1	61.1	63.6	61.3						
Avg. Dist. to Rail [m]	6.7	4.0	2.1	1.7	0.8	2.9	6.8						
Avg. Stride Freq. [Hz]	2.2	2.3	2.2	2.2	2.2	2.3	2.2						
Avg. Stride Length [m]	6.2	8.0	8.0	7.7	7.6	7.5	7.3						

