



Toowoomba QLD Professional
Race 1: HAPPY 50TH BIRTHDAY DALLAS PARRY BENCHMARK 70
Handicap - 1050m
13 July 2024 - 16:55



Track Rating: Soft 5, Weather: Fine, Rail Position: +1m Entire

Section					Overall	1000m	800m	600m	400m	200m	Last 600m			
Field Times					1:02.82 (0:04.76)	0:58.06 (0:11.00)	0:47.06 (0:10.96)	0:36.10 (0:11.75)	0:24.35 (0:11.99)	0:12.36 (0:12.36)	0:36.10			
Rank	TAB	Horse/Jockey	Barrier	Top Speed [km/h]	Fastest Section							Margin		Distance Travelled [m]
1	1	MATILLY	3	68.3	0:04.76	1:02.82 [1]	0:58.06 [1]	0:47.06 [2]	0:36.03 [2]	0:24.29 [2]	0:12.36 [1]	1:02.82	0:36.03	
		Olivia Webb		1000m	Overall	(0:04.76)	(0:11.00)	(0:11.03)	(0:11.74)	(0:11.93)	(0:12.36)			
2	4	ARTIE BEATSOME	6	68.2	0:05.24	1:02.83 [2]	0:57.59 [7]	0:46.10 [7]	0:35.32 [7]	0:23.97 [6]	0:12.15 [5]	0.1L	0:35.32	+4
		Dylan Bennett		800m	Overall	(0:05.24)	(0:11.49)	(0:10.78)	(0:11.35)	(0:11.82)	(0:12.15)			
3	2	TOKYO SINS	7	68.8	0:04.83	1:03.01 [3]	0:58.18 [3]	0:47.05 [3]	0:36.06 [4]	0:24.44 [3]	0:12.48 [3]	1.1L	0:36.06	+6
		Landan Sykes		1000m	Overall	(0:04.83)	(0:11.13)	(0:10.99)	(0:11.62)	(0:11.96)	(0:12.48)			
4	5	BULSARA	5	69.4	0:04.82	1:03.14 [4]	0:58.32 [2]	0:47.38 [1]	0:36.42 [1]	0:24.67 [1]	0:12.63 [2]	1.9L	0:36.42	+3
		Shania Willis		1000m	Overall	(0:04.82)	(0:10.94)	(0:10.96)	(0:11.75)	(0:12.04)	(0:12.63)			
5	7	ORTHIE'S GIRLS	2	67.8	0:04.96	1:03.21 [5]	0:58.25 [6]	0:47.00 [6]	0:36.10 [5]	0:24.57 [5]	0:12.60 [4]	2.2L	0:36.10	+4
		Dan McGillivray		800m	Overall	(0:04.96)	(0:11.25)	(0:10.90)	(0:11.53)	(0:11.97)	(0:12.60)			
6	9	ANNAKURI	1	67.2	0:04.90	1:03.55 [6]	0:58.65 [5]	0:47.36 [5]	0:36.31 [6]	0:24.48 [7]	0:12.51 [7]	4L	0:36.31	+1
		Luke Tarrant		1000m	Overall	(0:04.90)	(0:11.29)	(0:11.05)	(0:11.83)	(0:11.97)	(0:12.51)			
7	8	DUCHESS BREE	8	66.8	0:05.38	1:04.10 [7]	0:58.72 [8]	0:46.84 [8]	0:35.75 [8]	0:24.47 [8]	0:12.69 [8]	7.3L	0:35.75	-1
		Stacey Callow		800m	Overall	(0:05.38)	(0:11.88)	(0:11.09)	(0:11.28)	(0:11.78)	(0:12.69)			
8	3	COMMAND APPROVED	4	67.8	0:04.90	1:04.31 [8]	0:59.41 [4]	0:48.29 [4]	0:37.39 [3]	0:25.70 [4]	0:13.46 [6]	8.3L	0:37.39	-1
		Alisha Donald		800m	Overall	(0:04.90)	(0:11.12)	(0:10.90)	(0:11.69)	(0:12.24)	(0:13.46)			

Scratched: Master Maurice (#6)



Horse/Jockey Name	Matilly
Final Rank	1
Fastest Section Time (Section)	0:04.76 (Overall)
Top Speed [km/h] (Section)	68.3 (1000m)
Race State	Finished



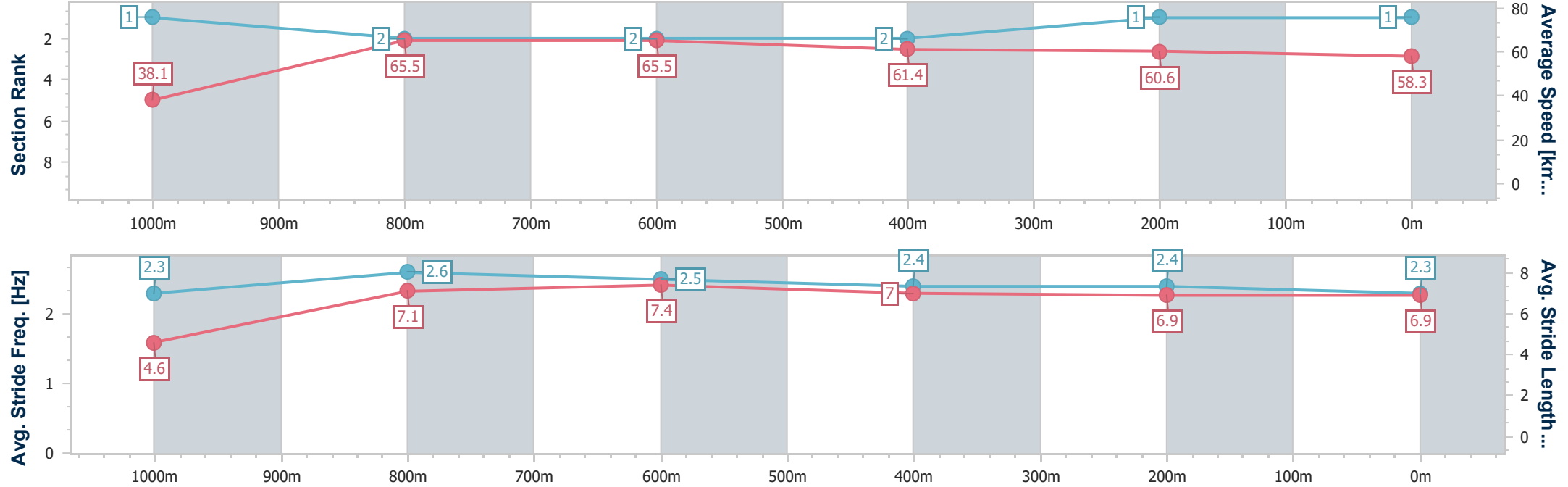
Toowoomba QLD Professional
Race 1: HAPPY 50TH BIRTHDAY DALLAS PARRY
BENCHMARK 70 Handicap - 1050m



13 July 2024 - 16:55

Track Rating: Soft 5, Weather: Fine, Rail Position: +1m Entire

Section	Overall	1000m	800m	600m	400m	200m							
Section Times	1:02.82 [1] (0:04.76)	0:58.06 [1] (0:11.00)	0:47.06 [2] (0:11.03)	0:36.03 [2] (0:11.74)	0:24.29 [2] (0:11.93)	0:12.36 [1] (0:12.36)							
Average Speed [km/h]	38.1	65.5	65.5	61.4	60.6	58.3							
Top Speed [km/h]	55.6	68.3	67.9	63.8	62.1	60.1							
Avg. Dist. to Rail [m]	3.0	0.9	0.9	0.8	1.2	2.4							
Avg. Stride Freq. [Hz]	2.3	2.6	2.5	2.4	2.4	2.3							
Avg. Stride Length [m]	4.6	7.1	7.4	7.0	6.9	6.9							





Horse/Jockey Name	Artie Beatsome
Final Rank	2
Fastest Section Time (Section)	0:05.24 (Overall)
Top Speed [km/h] (Section)	68.2 (800m)
Race State	Finished



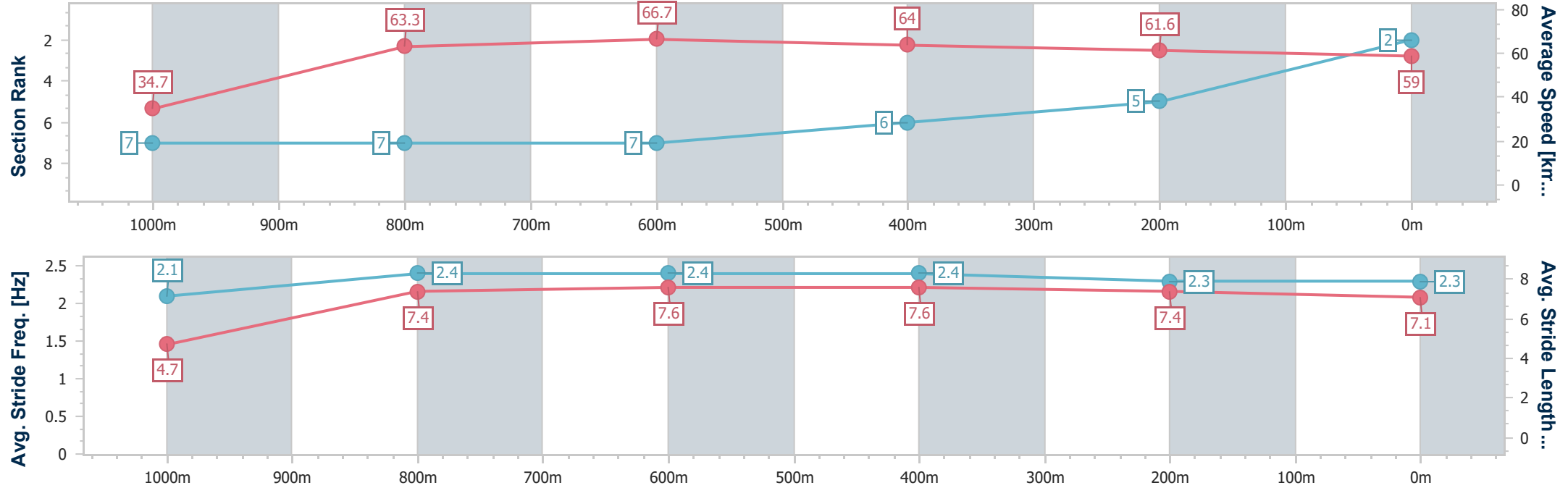
Toowoomba QLD Professional
Race 1: HAPPY 50TH BIRTHDAY DALLAS PARRY
BENCHMARK 70 Handicap - 1050m



13 July 2024 - 16:55

Track Rating: Soft 5, Weather: Fine, Rail Position: +1m Entire

Section	Overall	1000m	800m	600m	400m	200m							
Section Times	1:02.83 [2] (0:05.24)	0:57.59 [7] (0:11.49)	0:46.10 [7] (0:10.78)	0:35.32 [7] (0:11.35)	0:23.97 [6] (0:11.82)	0:12.15 [5] (0:12.15)							
Average Speed [km/h]	34.7	63.3	66.7	64.0	61.6	59.0							
Top Speed [km/h]	53.7	66.8	68.2	67.4	63.4	60.7							
Avg. Dist. to Rail [m]	11.3	4.5	1.2	1.9	2.9	5.7							
Avg. Stride Freq. [Hz]	2.1	2.4	2.4	2.4	2.3	2.3							
Avg. Stride Length [m]	4.7	7.4	7.6	7.6	7.4	7.1							





Horse/Jockey Name	Tokyo Sins
Final Rank	3
Fastest Section Time (Section)	0:04.83 (Overall)
Top Speed [km/h] (Section)	68.8 (1000m)
Race State	Finished



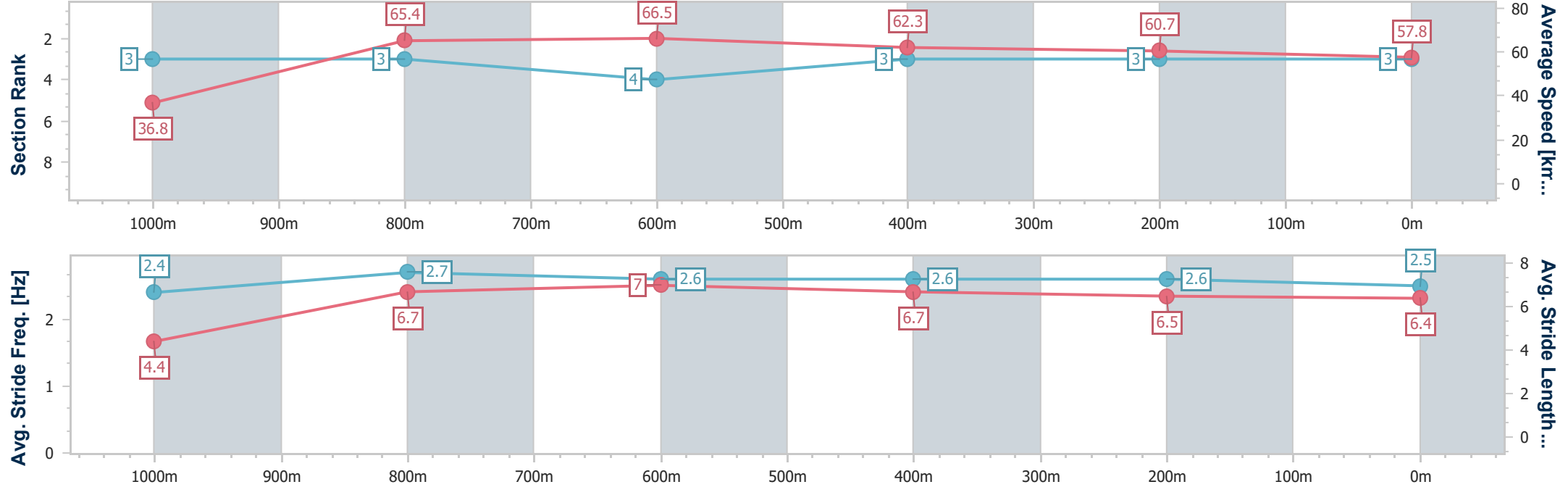
Toowoomba QLD Professional
Race 1: HAPPY 50TH BIRTHDAY DALLAS PARRY
BENCHMARK 70 Handicap - 1050m



13 July 2024 - 16:55

Track Rating: Soft 5, Weather: Fine, Rail Position: +1m Entire

Section	Overall	1000m	800m	600m	400m	200m								
Section Times	1:03.01 [3] (0:04.83)	0:58.18 [3] (0:11.13)	0:47.05 [3] (0:10.99)	0:36.06 [4] (0:11.62)	0:24.44 [3] (0:11.96)	0:12.48 [3] (0:12.48)								
Average Speed [km/h]	36.8	65.4	66.5	62.3	60.7	57.8								
Top Speed [km/h]	56.4	68.8	68.4	64.7	61.7	60.0								
Avg. Dist. to Rail [m]	6.7	5.0	3.0	1.7	2.6	4.2								
Avg. Stride Freq. [Hz]	2.4	2.7	2.6	2.6	2.6	2.5								
Avg. Stride Length [m]	4.4	6.7	7.0	6.7	6.5	6.4								





Horse/Jockey Name	Bulsara
Final Rank	4
Fastest Section Time (Section)	0:04.82 (Overall)
Top Speed [km/h] (Section)	69.4 (1000m)
Race State	Finished



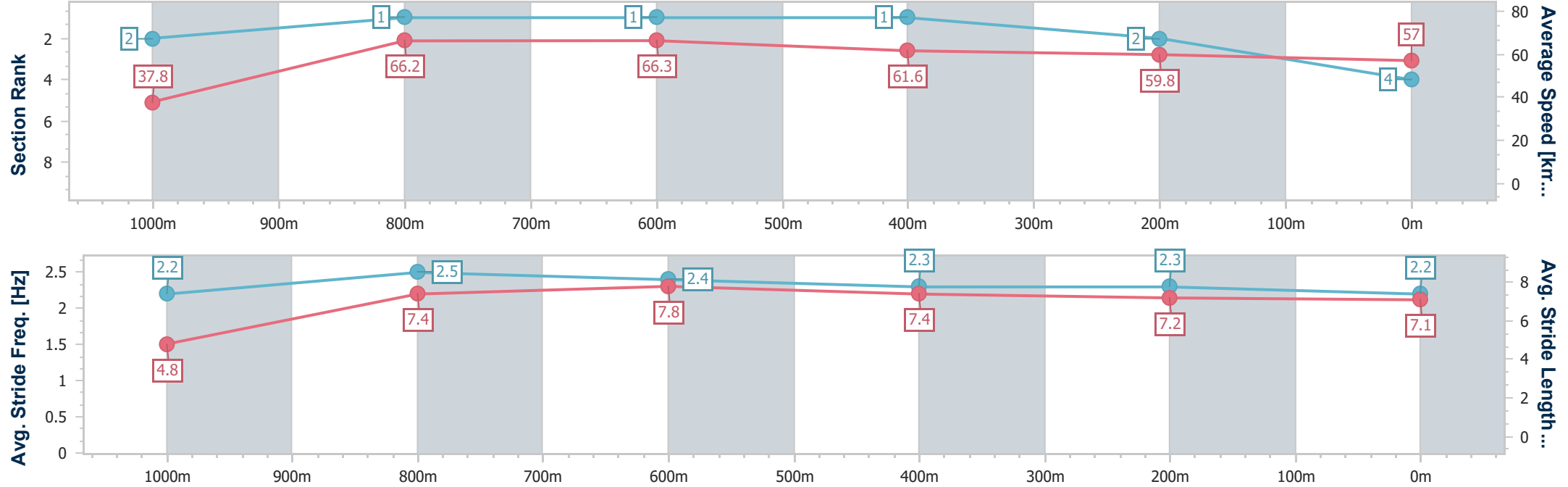
Toowoomba QLD Professional
Race 1: HAPPY 50TH BIRTHDAY DALLAS PARRY
BENCHMARK 70 Handicap - 1050m



13 July 2024 - 16:55

Track Rating: Soft 5, Weather: Fine, Rail Position: +1m Entire

Section	Overall	1000m	800m	600m	400m	200m								
Section Times	1:03.14 [4] (0:04.82)	0:58.32 [2] (0:10.94)	0:47.38 [1] (0:10.96)	0:36.42 [1] (0:11.75)	0:24.67 [1] (0:12.04)	0:12.63 [2] (0:12.63)								
Average Speed [km/h]	37.8	66.2	66.3	61.6	59.8	57.0								
Top Speed [km/h]	55.6	69.4	68.9	64.0	61.0	59.6								
Avg. Dist. to Rail [m]	6.9	4.8	2.0	1.1	0.9	3.3								
Avg. Stride Freq. [Hz]	2.2	2.5	2.4	2.3	2.3	2.2								
Avg. Stride Length [m]	4.8	7.4	7.8	7.4	7.2	7.1								





Horse/Jockey Name	Orthie's Girls
Final Rank	5
Fastest Section Time (Section)	0:04.96 (Overall)
Top Speed [km/h] (Section)	67.8 (800m)
Race State	Finished



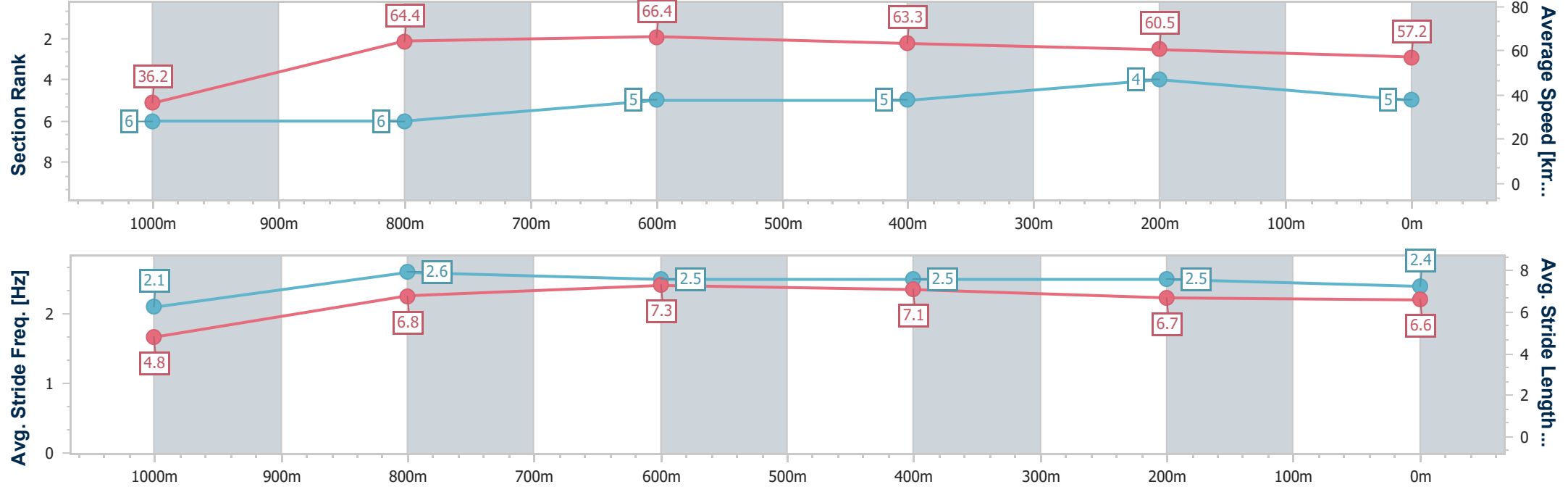
Toowoomba QLD Professional
Race 1: HAPPY 50TH BIRTHDAY DALLAS PARRY
BENCHMARK 70 Handicap - 1050m



13 July 2024 - 16:55

Track Rating: Soft 5, Weather: Fine, Rail Position: +1m Entire

Section	Overall	1000m	800m	600m	400m	200m							
Section Times	1:03.21 [5] (0:04.96)	0:58.25 [6] (0:11.25)	0:47.00 [6] (0:10.90)	0:36.10 [5] (0:11.53)	0:24.57 [5] (0:11.97)	0:12.60 [4] (0:12.60)							
Average Speed [km/h]	36.2	64.4	66.4	63.3	60.5	57.2							
Top Speed [km/h]	54.8	66.7	67.8	65.9	62.7	59.3							
Avg. Dist. to Rail [m]	2.7	1.2	2.2	2.6	2.7	6.9							
Avg. Stride Freq. [Hz]	2.1	2.6	2.5	2.5	2.5	2.4							
Avg. Stride Length [m]	4.8	6.8	7.3	7.1	6.7	6.6							



- [] Ranking at each section and finish
- .-.-.- No data available at this section
- NA No data available



Horse/Jockey Name	Annakuri
Final Rank	6
Fastest Section Time (Section)	0:04.90 (Overall)
Top Speed [km/h] (Section)	67.2 (1000m)
Race State	Finished



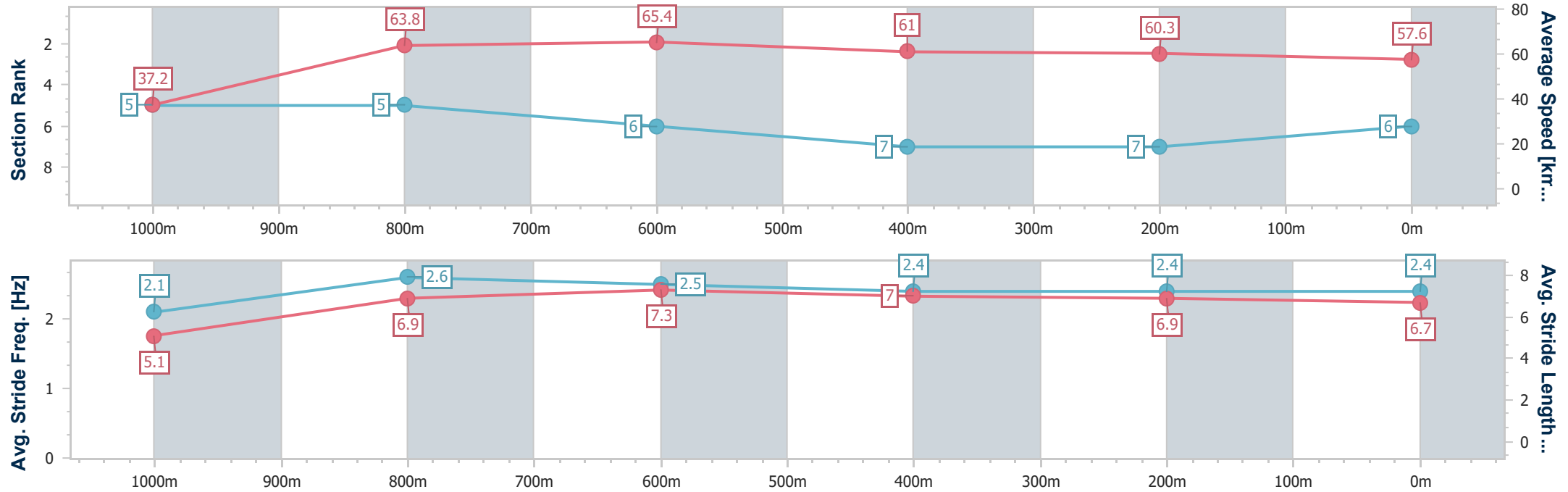
Toowoomba QLD Professional
Race 1: HAPPY 50TH BIRTHDAY DALLAS PARRY
BENCHMARK 70 Handicap - 1050m



13 July 2024 - 16:55

Track Rating: Soft 5, Weather: Fine, Rail Position: +1m Entire

Section	Overall	1000m	800m	600m	400m	200m								
Section Times	1:03.55 [6] (0:04.90)	0:58.65 [5] (0:11.29)	0:47.36 [5] (0:11.05)	0:36.31 [6] (0:11.83)	0:24.48 [7] (0:11.97)	0:12.51 [7] (0:12.51)								
Average Speed [km/h]	37.2	63.8	65.4	61.0	60.3	57.6								
Top Speed [km/h]	55.1	67.2	66.2	65.5	61.9	60.6								
Avg. Dist. to Rail [m]	2.6	0.7	1.2	0.5	2.1	4.6								
Avg. Stride Freq. [Hz]	2.1	2.6	2.5	2.4	2.4	2.4								
Avg. Stride Length [m]	5.1	6.9	7.3	7.0	6.9	6.7								





Horse/Jockey Name	Duchess Bree
Final Rank	7
Fastest Section Time (Section)	0:05.38 (Overall)
Top Speed [km/h] (Section)	66.8 (800m)
Race State	Finished



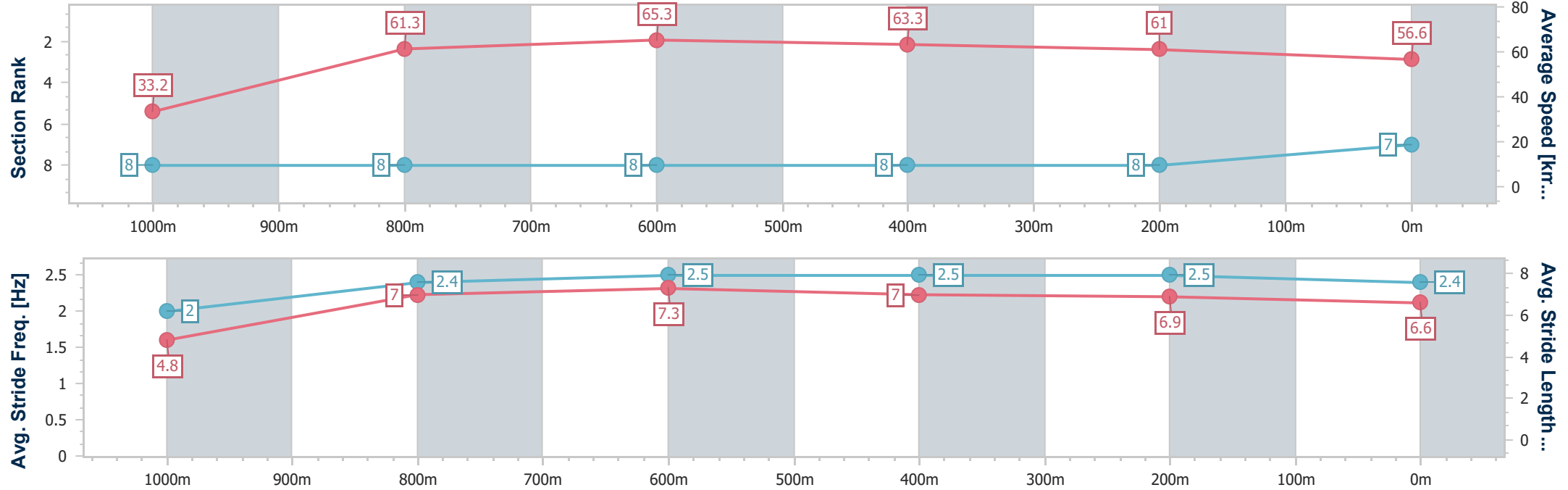
Toowoomba QLD Professional
Race 1: HAPPY 50TH BIRTHDAY DALLAS PARRY
BENCHMARK 70 Handicap - 1050m



13 July 2024 - 16:55

Track Rating: Soft 5, Weather: Fine, Rail Position: +1m Entire

Section	Overall	1000m	800m	600m	400m	200m							
Section Times	1:04.10 [7] (0:05.38)	0:58.72 [8] (0:11.88)	0:46.84 [8] (0:11.09)	0:35.75 [8] (0:11.28)	0:24.47 [8] (0:11.78)	0:12.69 [8] (0:12.69)							
Average Speed [km/h]	33.2	61.3	65.3	63.3	61.0	56.6							
Top Speed [km/h]	50.0	66.2	66.8	65.3	63.1	59.4							
Avg. Dist. to Rail [m]	9.9	3.4	1.7	1.4	0.8	1.4							
Avg. Stride Freq. [Hz]	2.0	2.4	2.5	2.5	2.5	2.4							
Avg. Stride Length [m]	4.8	7.0	7.3	7.0	6.9	6.6							





Horse/Jockey Name	Command Approved
Final Rank	8
Fastest Section Time (Section)	0:04.90 (Overall)
Top Speed [km/h] (Section)	67.8 (800m)
Race State	Finished



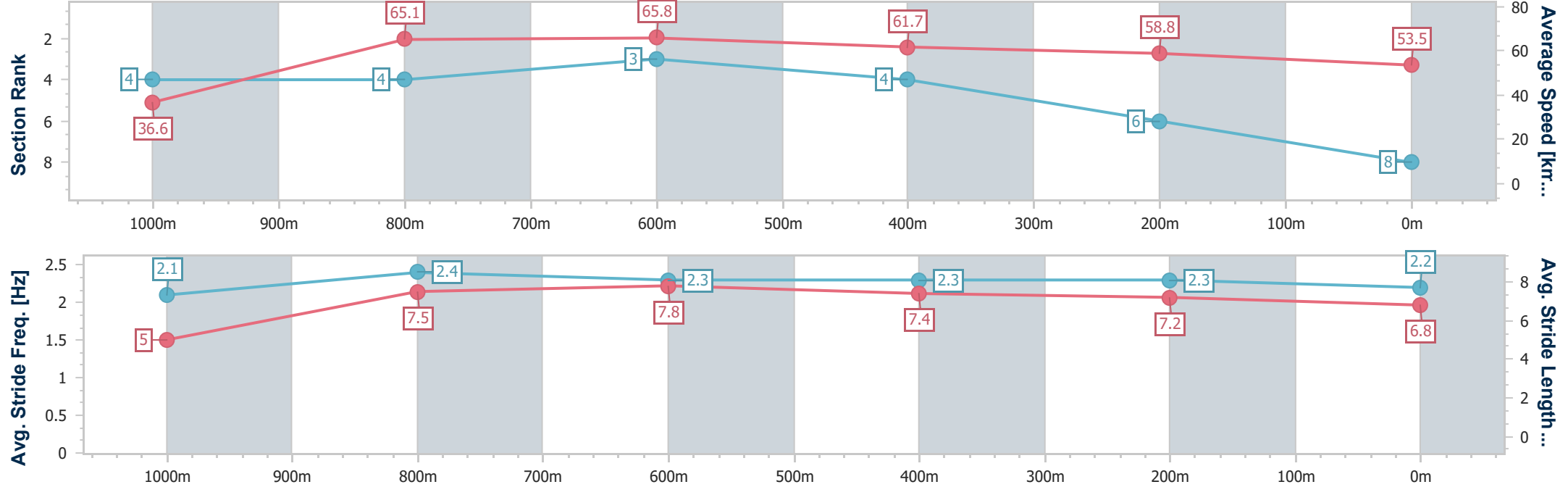
Toowoomba QLD Professional
Race 1: HAPPY 50TH BIRTHDAY DALLAS PARRY
BENCHMARK 70 Handicap - 1050m



13 July 2024 - 16:55

Track Rating: Soft 5, Weather: Fine, Rail Position: +1m Entire

Section	Overall	1000m	800m	600m	400m	200m							
Section Times	1:04.31 [8] (0:04.90)	0:59.41 [4] (0:11.12)	0:48.29 [4] (0:10.90)	0:37.39 [3] (0:11.69)	0:25.70 [4] (0:12.24)	0:13.46 [6] (0:13.46)							
Average Speed [km/h]	36.6	65.1	65.8	61.7	58.8	53.5							
Top Speed [km/h]	56.7	67.6	67.8	64.0	60.0	56.9							
Avg. Dist. to Rail [m]	5.7	2.1	0.5	0.2	0.4	0.7							
Avg. Stride Freq. [Hz]	2.1	2.4	2.3	2.3	2.3	2.2							
Avg. Stride Length [m]	5.0	7.5	7.8	7.4	7.2	6.8							





Toowoomba QLD Professional

Race 2: LIGHTNING SYNDICATIONS BENCHMARK 62 Handicap - 1300m

13 July 2024 - 17:35



Track Rating: Soft 5, Weather: Fine, Rail Position: +1m Entire

Section						Overall	1200m	1000m	800m	600m	400m	Last 600m	
Field Times						1:20.15 (0:08.15)	1:12.00 (0:10.74)	1:01.26 (0:11.44)	0:49.82 (0:12.12)	0:37.70 (0:12.54)	0:25.16 (0:12.44)	0:37.70	
Rank	TAB	Horse/Jockey	Barrier	Top Speed [km/h]	Fastest Section								Distance Travelled [m]
1	8	DRAGON PINS	10	66.5	0:08.51	1:20.15 [1]	1:11.64 [8]	1:00.55 [9]	0:49.14 [9]	0:37.16 [8]	0:24.83 [5]	0:37.16	
		Wayne O'Connell		1200m	Overall	(0:08.51)	(0:11.09)	(0:11.41)	(0:11.98)	(0:12.33)	(0:12.14)		
2	6	SCRIPT WRITER	1	68.6	0:08.50	1:20.34 [2]	1:11.84 [7]	1:01.06 [5]	0:49.64 [6]	0:37.52 [6]	0:24.84 [6]	0:37.52 -4	
		Luke Tarrant		1200m	Overall	(0:08.50)	(0:10.78)	(0:11.42)	(0:12.12)	(0:12.68)	(0:12.34)		
3	4	VONZITHER	6	69.0	0:08.37	1:20.39 [3]	1:12.02 [4]	1:01.34 [4]	0:49.90 [4]	0:37.82 [4]	0:25.40 [1]	0:37.82 +1	
		Landan Sykes		1200m	Overall	(0:08.37)	(0:10.68)	(0:11.44)	(0:12.08)	(0:12.42)	(0:12.44)		
4	9	STORMTROOPER	7	69.5	0:08.27	1:20.43 [4]	1:12.16 [3]	1:01.53 [2]	0:50.10 [1]	0:37.96 [2]	0:25.38 [2]	0:37.96 +0	
		Shania Willis		1200m	Overall	(0:08.27)	(0:10.63)	(0:11.43)	(0:12.14)	(0:12.58)	(0:12.58)		
5	2	MR WANDJI	15	68.8	0:08.15	1:20.47 [5]	1:12.32 [1]	1:01.58 [1]	0:50.12 [2]	0:38.02 [1]	0:25.30 [3]	0:38.02 -2	
		Paul Hamblin		1200m	Overall	(0:08.15)	(0:10.74)	(0:11.46)	(0:12.10)	(0:12.72)	(0:12.36)		
6	13	NAUGHTY WORDS	8	67.5	0:08.75	1:20.48 [6]	1:11.73 [10]	1:00.86 [10]	0:49.54 [8]	0:37.46 [9]	0:24.81 [9]	0:37.46 -2	
		Nozi Tomizawa		1200m	Overall	(0:08.75)	(0:10.87)	(0:11.32)	(0:12.08)	(0:12.65)	(0:12.16)		
7	10	MENSA MAESTRO	14	66.5	0:08.40	1:20.65 [7]	1:12.25 [5]	1:01.07 [8]	0:49.62 [10]	0:37.53 [10]	0:24.70 [10]	0:37.53 +8	
		Dan McGillivray		1200m	Overall	(0:08.40)	(0:11.18)	(0:11.45)	(0:12.09)	(0:12.83)	(0:12.05)		
8	7	SUISSE SCANDAL	2	68.5	0:08.21	1:20.69 [8]	1:12.48 [2]	1:01.78 [3]	0:50.32 [3]	0:38.18 [3]	0:25.49 [4]	0:38.18 -4	
		Dylan Bennett		1200m	Overall	(0:08.21)	(0:10.70)	(0:11.46)	(0:12.14)	(0:12.69)	(0:12.44)		
9	1	LIGHTFAST	13	66.4	0:08.52	1:21.05 [9]	1:12.53 [9]	1:01.53 [7]	0:50.23 [7]	0:38.14 [7]	0:25.41 [8]	0:38.14 +3	
		Olivia Webb		1200m	Overall	(0:08.52)	(0:11.00)	(0:11.30)	(0:12.09)	(0:12.73)	(0:12.67)		
10	5	SNEAKY SHARK	4	66.5	0:08.41	1:23.68 [10]	1:15.27 [6]	1:04.37 [6]	0:53.00 [5]	0:41.04 [5]	0:28.14 [7]	0:41.04 +4	
		Jackson Morris		1200m	Overall	(0:08.41)	(0:10.90)	(0:11.37)	(0:11.96)	(0:12.90)	(0:13.24)		

Scratched: Super Duck (#3), Tomboy's Spirit (#12), La Vittoria (#14), Mortar (#11), Going To The Sun (#15)

Report Created: Sat 13 July 2024 17:57 GMT+10 (Note: Timing is based on position data)

Page 1/12

[] Ranking at each section and finish
-:-:- No data available at this section
NA No data available

SCN Saddle cloth number
DNF Did not finish
DNT Did not track

data processed by TRIPLESDATA



Toowoomba QLD Professional
Race 2: LIGHTNING SYNDICATIONS BENCHMARK 62 Handicap - 1300m
13 July 2024 - 17:35



Track Rating: Soft 5, Weather: Fine, Rail Position: +1m Entire

Section Field Times				200m 0:12.72 (0:12.72)		Last 600m 0:37.70			
Rank	TAB	Horse/Jockey	Barrier	Top Speed [km/h]	Fastest Section	Margin			Distance Travelled [m]
1	8	DRAGON PINS	10	66.5	0:08.51	0:12.69 [2]	1:20.15		0:37.16
		Wayne O'Connell		1200m	Overall	(0:12.69)			
2	6	SCRIPT WRITER	1	68.6	0:08.50	0:12.50 [7]	1L		0:37.52 -4
		Luke Tarrant		1200m	Overall	(0:12.50)			
3	4	VONZITHER	6	69.0	0:08.37	0:12.96 [1]	1.2L		0:37.82 +1
		Landan Sykes		1200m	Overall	(0:12.96)			
4	9	STORMTROOPER	7	69.5	0:08.27	0:12.80 [4]	1.4L		0:37.96 +0
		Shania Willis		1200m	Overall	(0:12.80)			
5	2	MR WANDJI	15	68.8	0:08.15	0:12.94 [3]	1.6L		0:38.02 -2
		Paul Hamblin		1200m	Overall	(0:12.94)			
6	13	NAUGHTY WORDS	8	67.5	0:08.75	0:12.65 [6]	1.7L		0:37.46 -2
		Nozi Tomizawa		1200m	Overall	(0:12.65)			
7	10	MENSA MAESTRO	14	66.5	0:08.40	0:12.65 [8]	2.7L		0:37.53 +8
		Dan McGillivray		1200m	Overall	(0:12.65)			
8	7	SUISSE SCANDAL	2	68.5	0:08.21	0:13.05 [5]	2.9L		0:38.18 -4
		Dylan Bennett		1200m	Overall	(0:13.05)			
9	1	LIGHTFAST	13	66.4	0:08.52	0:12.74 [9]	4.9L		0:38.14 +3
		Olivia Webb		1200m	Overall	(0:12.74)			
10	5	SNEAKY SHARK	4	66.5	0:08.41	0:14.90 [10]	20.4L		0:41.04 +4
		Jackson Morris		1200m	Overall	(0:14.90)			

Scratched: Super Duck (#3), Tomboy's Spirit (#12), La Vittoria (#14), Mortar (#11), Going To The Sun (#15)

Report Created: Sat 13 July 2024 17:57 GMT+10 (Note: Timing is based on position data)

Page 2/12

[] Ranking at each section and finish
-:-:- No data available at this section
NA No data available

SCN Saddle cloth number
DNF Did not finish
DNT Did not track

data processed by  TRIPLESDATA



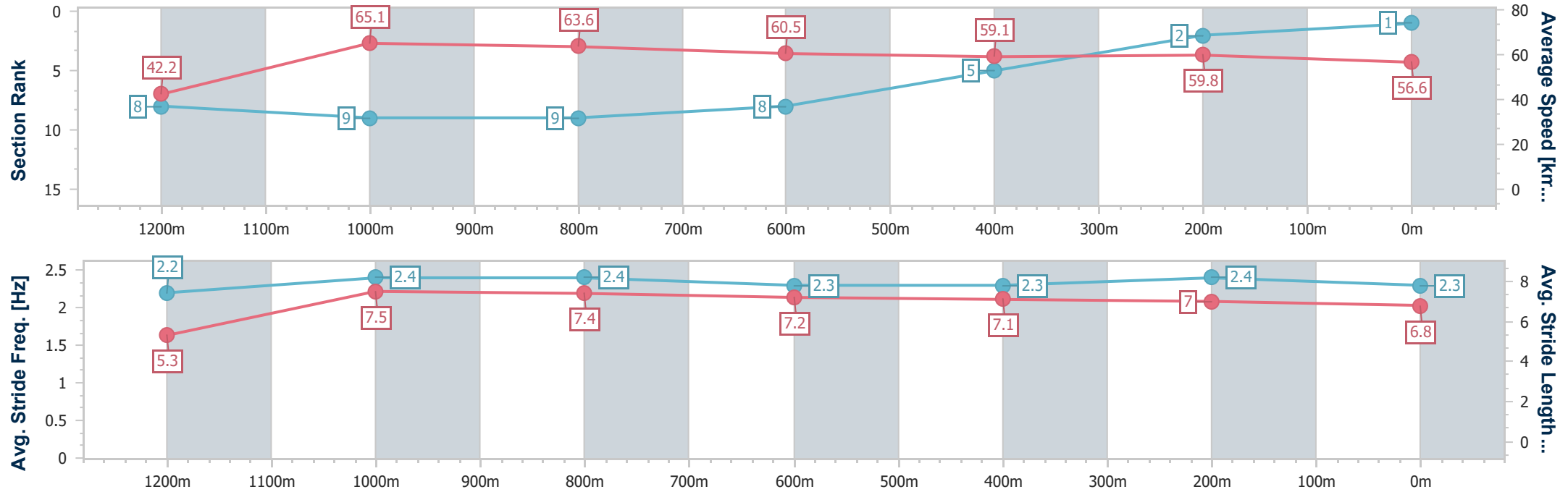
Horse/Jockey Name	Dragon Pins
Final Rank	1
Fastest Section Time (Section)	0:08.51 (Overall)
Top Speed [km/h] (Section)	66.5 (1200m)
Race State	Finished



Toowoomba QLD Professional
Race 2: LIGHTNING SYNDICATIONS BENCHMARK 62 Handicap
- 1300m
13 July 2024 - 17:35
Track Rating: Soft 5, Weather: Fine, Rail Position: +1m Entire



Section	Overall	1200m	1000m	800m	600m	400m	200m						
Section Times	1:20.15 [1] (0:08.51)	1:11.64 [8] (0:11.09)	1:00.55 [9] (0:11.41)	0:49.14 [9] (0:11.98)	0:37.16 [8] (0:12.33)	0:24.83 [5] (0:12.14)	0:12.69 [2] (0:12.69)						
Average Speed [km/h]	42.2	65.1	63.6	60.5	59.1	59.8	56.6						
Top Speed [km/h]	63.2	66.5	65.2	62.6	60.9	60.7	59.8						
Avg. Dist. to Rail [m]	7.7	2.7	2.3	2.0	2.6	2.3	1.6						
Avg. Stride Freq. [Hz]	2.2	2.4	2.4	2.3	2.3	2.4	2.3						
Avg. Stride Length [m]	5.3	7.5	7.4	7.2	7.1	7.0	6.8						





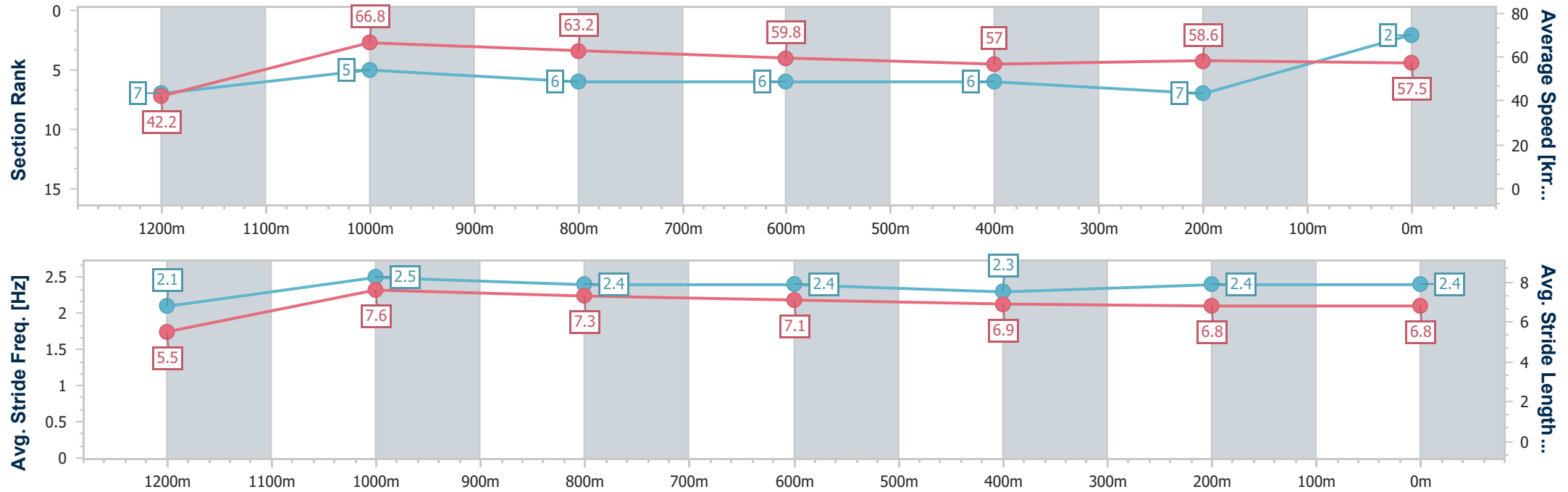
Horse/Jockey Name	Script Writer
Final Rank	2
Fastest Section Time (Section)	0:08.50 (Overall)
Top Speed [km/h] (Section)	68.6 (1200m)
Race State	Finished



Toowoomba QLD Professional
Race 2: LIGHTNING SYNDICATIONS BENCHMARK 62 Handicap
- 1300m
13 July 2024 - 17:35
Track Rating: Soft 5, Weather: Fine, Rail Position: +1m Entire



Section	Overall	1200m	1000m	800m	600m	400m	200m						
Section Times	1:20.34 [2] (0:08.50)	1:11.84 [7] (0:10.78)	1:01.06 [5] (0:11.42)	0:49.64 [6] (0:12.12)	0:37.52 [6] (0:12.68)	0:24.84 [6] (0:12.34)	0:12.50 [7] (0:12.50)						
Average Speed [km/h]	42.2	66.8	63.2	59.8	57.0	58.6	57.5						
Top Speed [km/h]	64.5	68.6	65.9	61.2	58.9	60.6	58.9						
Avg. Dist. to Rail [m]	3.4	0.5	0.7	1.3	0.9	0.9	3.1						
Avg. Stride Freq. [Hz]	2.1	2.5	2.4	2.4	2.3	2.4	2.4						
Avg. Stride Length [m]	5.5	7.6	7.3	7.1	6.9	6.8	6.8						





Horse/Jockey Name	Vonzither
Final Rank	3
Fastest Section Time (Section)	0:08.37 (Overall)
Top Speed [km/h] (Section)	69.0 (1200m)
Race State	Finished



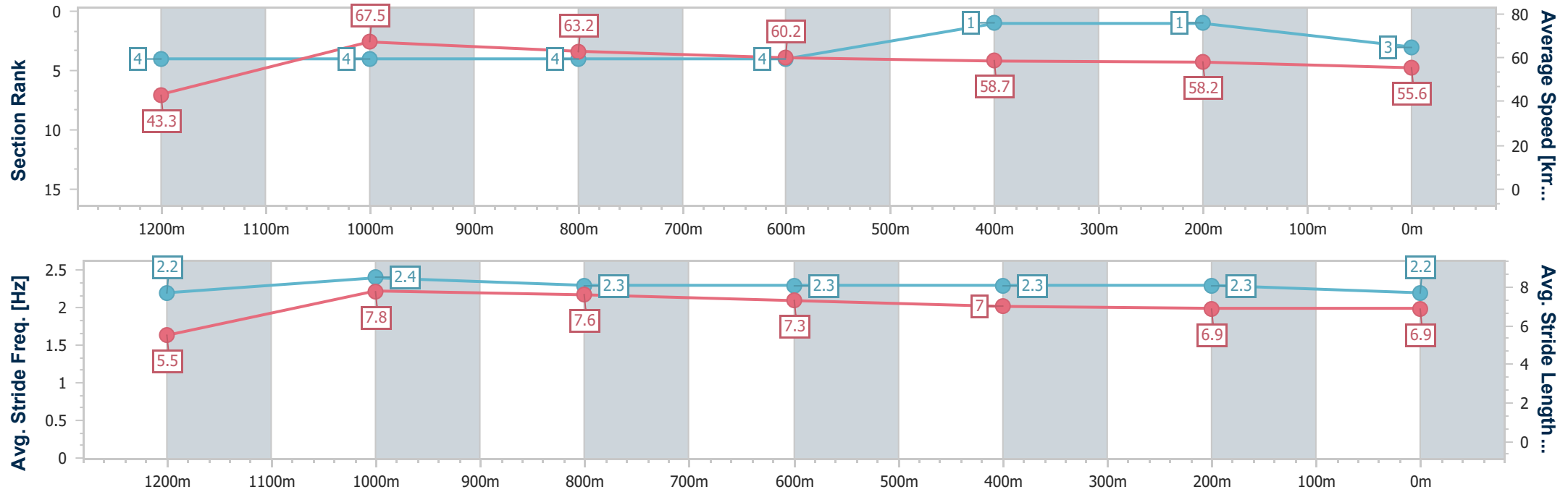
Toowoomba QLD Professional
Race 2: LIGHTNING SYNDICATIONS BENCHMARK 62 Handicap
- 1300m



13 July 2024 - 17:35

Track Rating: Soft 5, Weather: Fine, Rail Position: +1m Entire

Section	Overall	1200m	1000m	800m	600m	400m	200m						
Section Times	1:20.39 [3] (0:08.37)	1:12.02 [4] (0:10.68)	1:01.34 [4] (0:11.44)	0:49.90 [4] (0:12.08)	0:37.82 [4] (0:12.42)	0:25.40 [1] (0:12.44)	0:12.96 [1] (0:12.96)						
Average Speed [km/h]	43.3	67.5	63.2	60.2	58.7	58.2	55.6						
Top Speed [km/h]	64.8	69.0	66.4	61.5	60.0	58.8	57.6						
Avg. Dist. to Rail [m]	7.8	2.5	1.5	3.1	2.5	1.7	0.6						
Avg. Stride Freq. [Hz]	2.2	2.4	2.3	2.3	2.3	2.3	2.2						
Avg. Stride Length [m]	5.5	7.8	7.6	7.3	7.0	6.9	6.9						





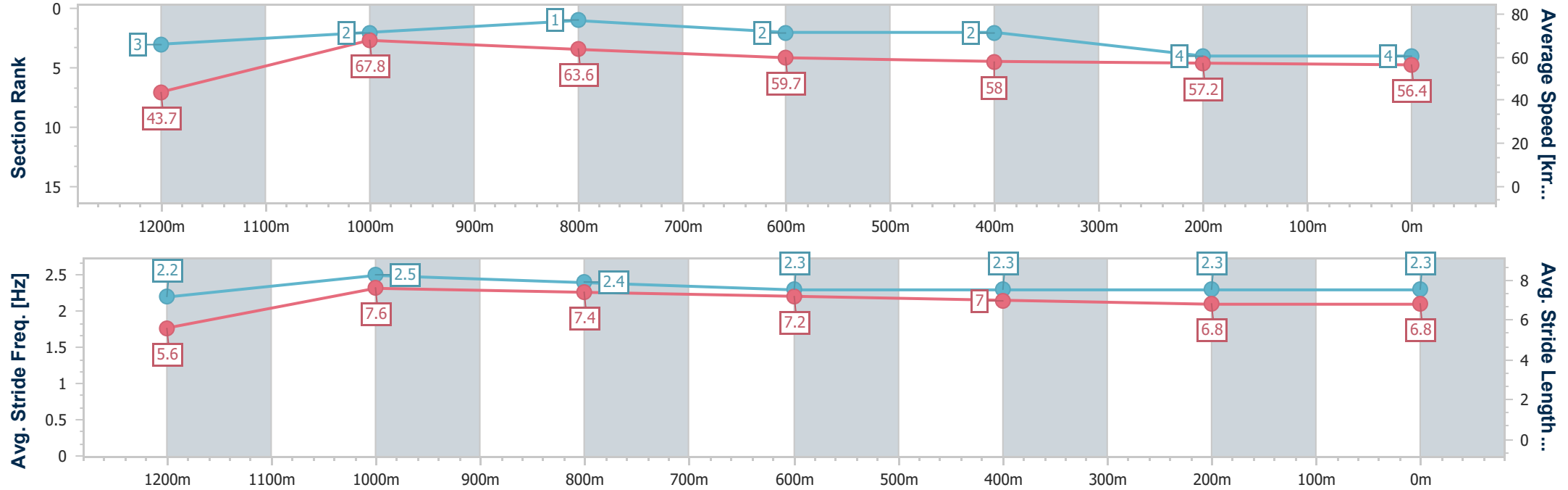
Horse/Jockey Name	Stormtrooper
Final Rank	4
Fastest Section Time (Section)	0:08.27 (Overall)
Top Speed [km/h] (Section)	69.5 (1200m)
Race State	Finished



Toowoomba QLD Professional
Race 2: LIGHTNING SYNDICATIONS BENCHMARK 62 Handicap
- 1300m
13 July 2024 - 17:35
Track Rating: Soft 5, Weather: Fine, Rail Position: +1m Entire



Section	Overall	1200m	1000m	800m	600m	400m	200m						
Section Times	1:20.43 [4] (0:08.27)	1:12.16 [3] (0:10.63)	1:01.53 [2] (0:11.43)	0:50.10 [1] (0:12.14)	0:37.96 [2] (0:12.58)	0:25.38 [2] (0:12.58)	0:12.80 [4] (0:12.80)						
Average Speed [km/h]	43.7	67.8	63.6	59.7	58.0	57.2	56.4						
Top Speed [km/h]	65.4	69.5	66.8	61.7	59.0	58.0	57.3						
Avg. Dist. to Rail [m]	8.8	4.1	3.3	2.3	2.0	0.8	1.3						
Avg. Stride Freq. [Hz]	2.2	2.5	2.4	2.3	2.3	2.3	2.3						
Avg. Stride Length [m]	5.6	7.6	7.4	7.2	7.0	6.8	6.8						





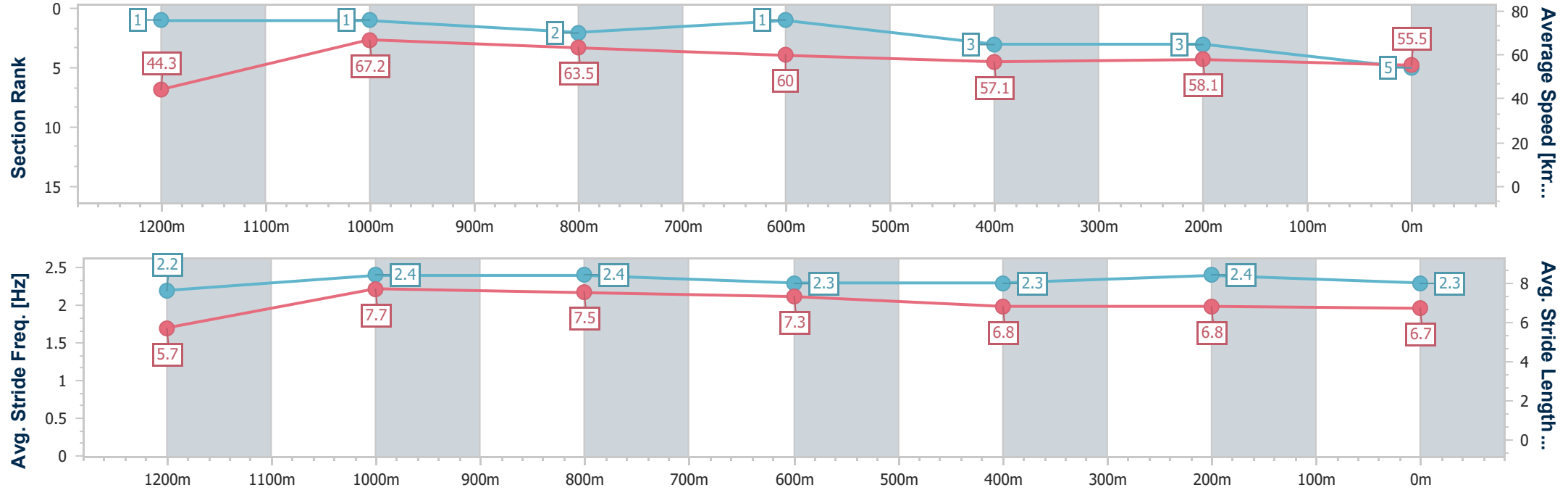
Horse/Jockey Name	Mr Wandji
Final Rank	5
Fastest Section Time (Section)	0:08.15 (Overall)
Top Speed [km/h] (Section)	68.8 (1200m)
Race State	Finished



Toowoomba QLD Professional
Race 2: LIGHTNING SYNDICATIONS BENCHMARK 62 Handicap
- 1300m
13 July 2024 - 17:35
Track Rating: Soft 5, Weather: Fine, Rail Position: +1m Entire



Section	Overall	1200m	1000m	800m	600m	400m	200m						
Section Times	1:20.47 [5] (0:08.15)	1:12.32 [1] (0:10.74)	1:01.58 [1] (0:11.46)	0:50.12 [2] (0:12.10)	0:38.02 [1] (0:12.72)	0:25.30 [3] (0:12.36)	0:12.94 [3] (0:12.94)						
Average Speed [km/h]	44.3	67.2	63.5	60.0	57.1	58.1	55.5						
Top Speed [km/h]	66.1	68.8	66.4	62.3	59.5	59.6	57.3						
Avg. Dist. to Rail [m]	11.1	2.9	3.0	1.6	1.6	1.0	2.0						
Avg. Stride Freq. [Hz]	2.2	2.4	2.4	2.3	2.3	2.4	2.3						
Avg. Stride Length [m]	5.7	7.7	7.5	7.3	6.8	6.8	6.7						





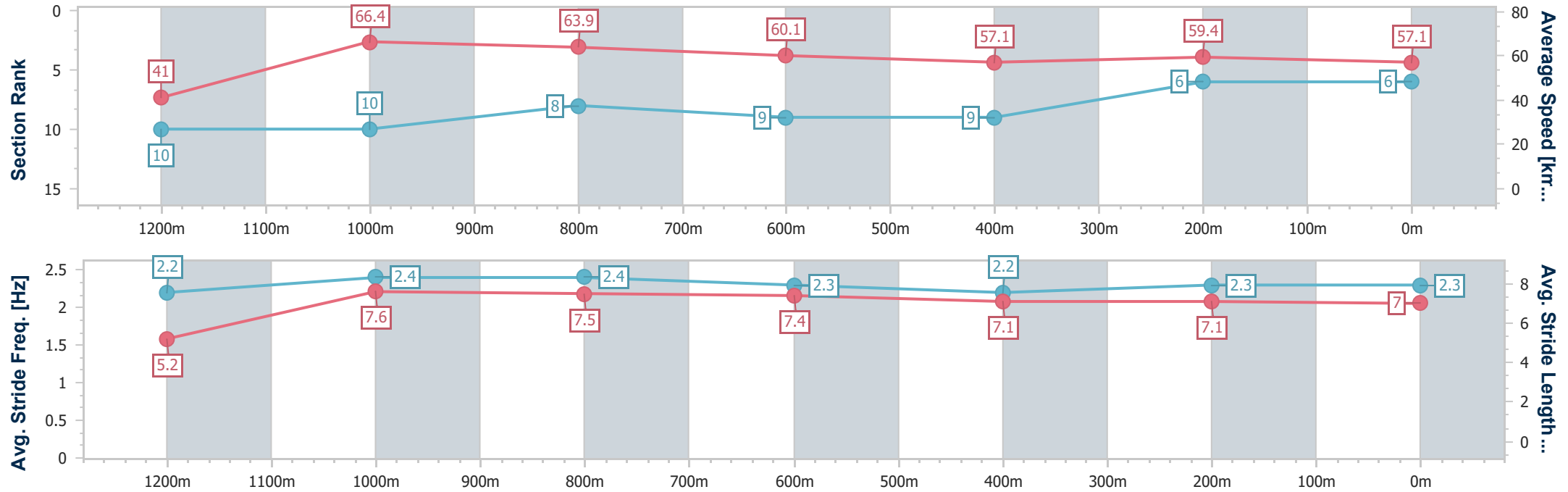
Horse/Jockey Name	Naughty Words
Final Rank	6
Fastest Section Time (Section)	0:08.75 (Overall)
Top Speed [km/h] (Section)	67.5 (1200m)
Race State	Finished



Toowoomba QLD Professional
Race 2: LIGHTNING SYNDICATIONS BENCHMARK 62 Handicap
- 1300m
13 July 2024 - 17:35
Track Rating: Soft 5, Weather: Fine, Rail Position: +1m Entire



Section	Overall	1200m	1000m	800m	600m	400m	200m						
Section Times	1:20.48 [6] (0:08.75)	1:11.73 [10] (0:10.87)	1:00.86 [10] (0:11.32)	0:49.54 [8] (0:12.08)	0:37.46 [9] (0:12.65)	0:24.81 [9] (0:12.16)	0:12.65 [6] (0:12.65)						
Average Speed [km/h]	41.0	66.4	63.9	60.1	57.1	59.4	57.1						
Top Speed [km/h]	62.7	67.5	66.6	60.7	58.7	60.5	58.9						
Avg. Dist. to Rail [m]	7.7	2.3	2.0	0.7	1.4	2.0	4.4						
Avg. Stride Freq. [Hz]	2.2	2.4	2.4	2.3	2.2	2.3	2.3						
Avg. Stride Length [m]	5.2	7.6	7.5	7.4	7.1	7.1	7.0						





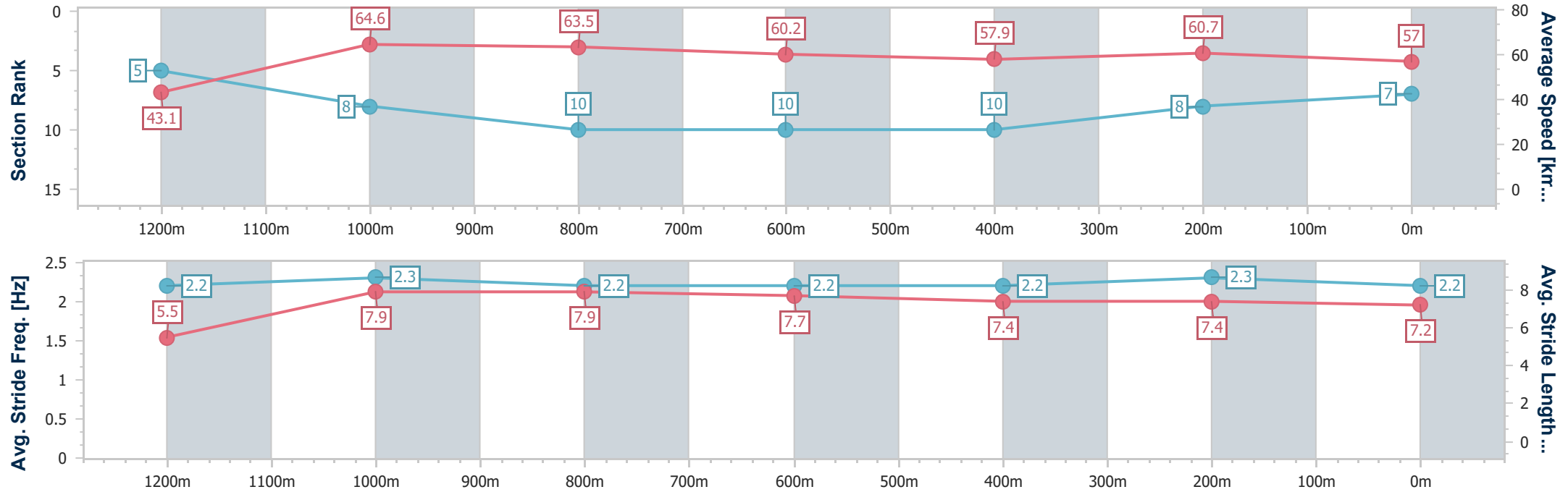
Horse/Jockey Name	Mensa Maestro
Final Rank	7
Fastest Section Time (Section)	0:08.40 (Overall)
Top Speed [km/h] (Section)	66.5 (1200m)
Race State	Finished



Toowoomba QLD Professional
Race 2: LIGHTNING SYNDICATIONS BENCHMARK 62 Handicap
- 1300m
13 July 2024 - 17:35
Track Rating: Soft 5, Weather: Fine, Rail Position: +1m Entire



Section	Overall	1200m	1000m	800m	600m	400m	200m						
Section Times	1:20.65 [7] (0:08.40)	1:12.25 [5] (0:11.18)	1:01.07 [8] (0:11.45)	0:49.62 [10] (0:12.09)	0:37.53 [10] (0:12.83)	0:24.70 [10] (0:12.05)	0:12.65 [8] (0:12.65)						
Average Speed [km/h]	43.1	64.6	63.5	60.2	57.9	60.7	57.0						
Top Speed [km/h]	62.5	66.5	64.0	61.9	60.7	61.9	59.7						
Avg. Dist. to Rail [m]	11.1	6.5	2.9	3.0	6.1	5.2	6.4						
Avg. Stride Freq. [Hz]	2.2	2.3	2.2	2.2	2.2	2.3	2.2						
Avg. Stride Length [m]	5.5	7.9	7.9	7.7	7.4	7.4	7.2						





Horse/Jockey Name	Suisse Scandal
Final Rank	8
Fastest Section Time (Section)	0:08.21 (Overall)
Top Speed [km/h] (Section)	68.5 (1200m)
Race State	Finished



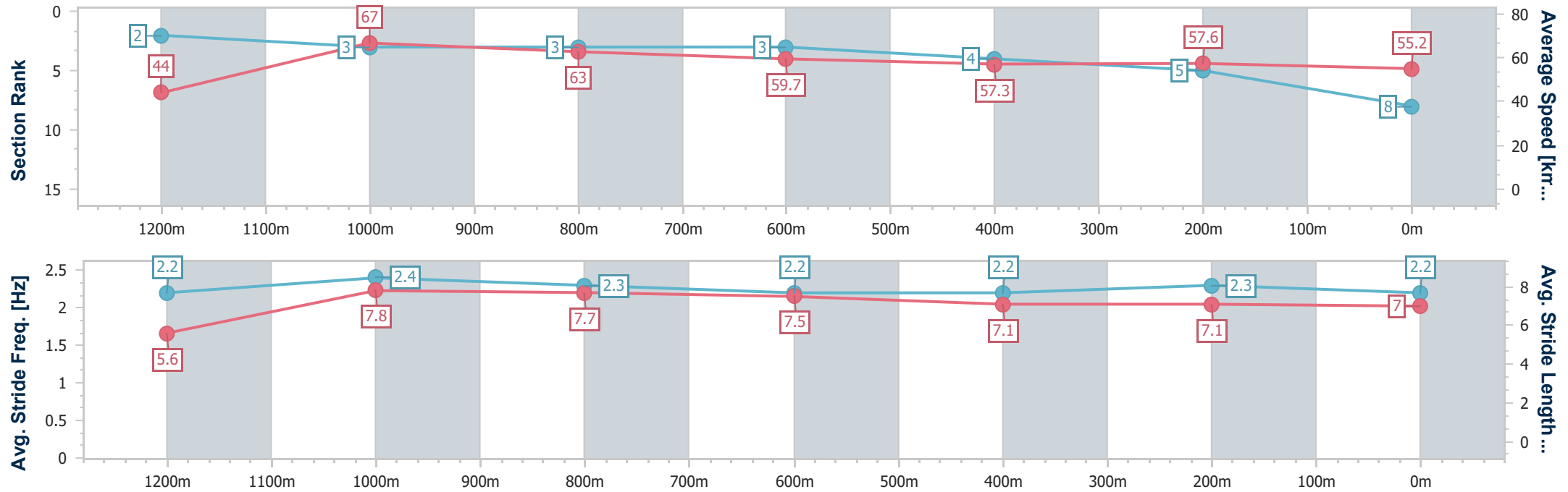
Toowoomba QLD Professional
Race 2: LIGHTNING SYNDICATIONS BENCHMARK 62 Handicap
- 1300m



13 July 2024 - 17:35

Track Rating: Soft 5, Weather: Fine, Rail Position: +1m Entire

Section	Overall	1200m	1000m	800m	600m	400m	200m						
Section Times	1:20.69 [8] (0:08.21)	1:12.48 [2] (0:10.70)	1:01.78 [3] (0:11.46)	0:50.32 [3] (0:12.14)	0:38.18 [3] (0:12.69)	0:25.49 [4] (0:12.44)	0:13.05 [5] (0:13.05)						
Average Speed [km/h]	44.0	67.0	63.0	59.7	57.3	57.6	55.2						
Top Speed [km/h]	65.5	68.5	65.6	61.1	58.3	58.5	56.8						
Avg. Dist. to Rail [m]	2.7	0.5	0.9	1.2	1.6	0.5	0.6						
Avg. Stride Freq. [Hz]	2.2	2.4	2.3	2.2	2.2	2.3	2.2						
Avg. Stride Length [m]	5.6	7.8	7.7	7.5	7.1	7.1	7.0						





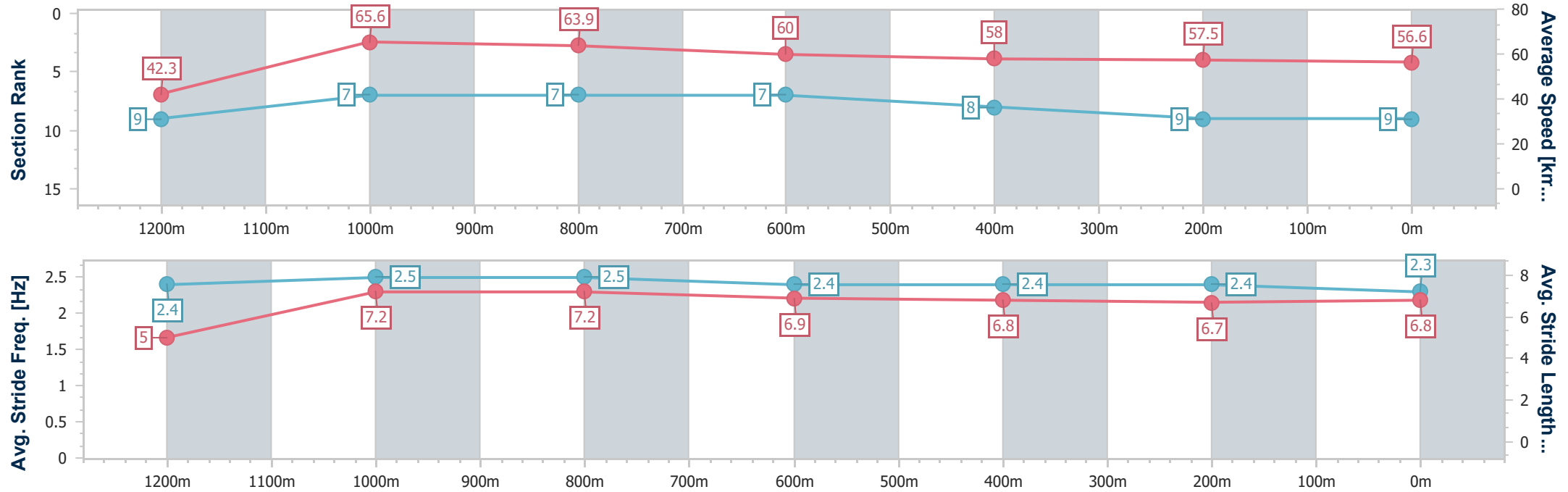
Horse/Jockey Name	Lightfast
Final Rank	9
Fastest Section Time (Section)	0:08.52 (Overall)
Top Speed [km/h] (Section)	66.4 (1200m)
Race State	Finished



Toowoomba QLD Professional
Race 2: LIGHTNING SYNDICATIONS BENCHMARK 62 Handicap
- 1300m
13 July 2024 - 17:35
Track Rating: Soft 5, Weather: Fine, Rail Position: +1m Entire



Section	Overall	1200m	1000m	800m	600m	400m	200m						
Section Times	1:21.05 [9] (0:08.52)	1:12.53 [9] (0:11.00)	1:01.53 [7] (0:11.30)	0:50.23 [7] (0:12.09)	0:38.14 [7] (0:12.73)	0:25.41 [8] (0:12.67)	0:12.74 [9] (0:12.74)						
Average Speed [km/h]	42.3	65.6	63.9	60.0	58.0	57.5	56.6						
Top Speed [km/h]	64.9	66.4	65.5	61.8	59.7	59.0	57.4						
Avg. Dist. to Rail [m]	10.3	4.2	1.0	2.3	4.5	3.8	5.3						
Avg. Stride Freq. [Hz]	2.4	2.5	2.5	2.4	2.4	2.4	2.3						
Avg. Stride Length [m]	5.0	7.2	7.2	6.9	6.8	6.7	6.8						





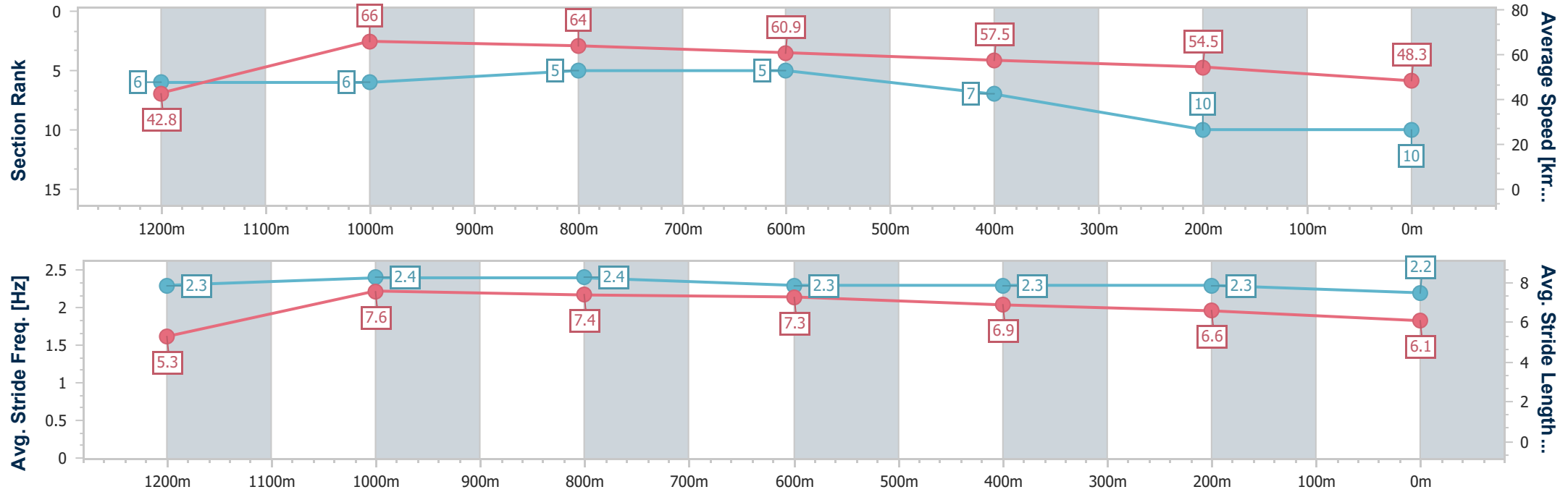
Horse/Jockey Name	Sneaky Shark
Final Rank	10
Fastest Section Time (Section)	0:08.41 (Overall)
Top Speed [km/h] (Section)	66.5 (1200m)
Race State	Finished



Toowoomba QLD Professional
Race 2: LIGHTNING SYNDICATIONS BENCHMARK 62 Handicap
- 1300m
13 July 2024 - 17:35
Track Rating: Soft 5, Weather: Fine, Rail Position: +1m Entire



Section	Overall	1200m	1000m	800m	600m	400m	200m						
Section Times	1:23.68 [10] (0:08.41)	1:15.27 [6] (0:10.90)	1:04.37 [6] (0:11.37)	0:53.00 [5] (0:11.96)	0:41.04 [5] (0:12.90)	0:28.14 [7] (0:13.24)	0:14.90 [10] (0:14.90)						
Average Speed [km/h]	42.8	66.0	64.0	60.9	57.5	54.5	48.3						
Top Speed [km/h]	64.4	66.5	65.5	62.1	59.4	56.7	52.3						
Avg. Dist. to Rail [m]	4.8	2.7	2.4	2.5	5.9	1.1	1.0						
Avg. Stride Freq. [Hz]	2.3	2.4	2.4	2.3	2.3	2.3	2.2						
Avg. Stride Length [m]	5.3	7.6	7.4	7.3	6.9	6.6	6.1						





Toowoomba QLD Professional
Race 3: COOPER COMMERCIAL Maiden Handicap - 1300m
13 July 2024 - 18:10



Track Rating: Soft 5, Weather: Fine, Rail Position: +1m Entire

Section						Overall	1200m	1000m	800m	600m	400m	Last 600m	
Field Times						1:20.72 (0:08.36)	1:12.36 (0:10.97)	1:01.39 (0:11.82)	0:49.57 (0:12.39)	0:37.18 (0:12.59)	0:24.59 (0:12.48)	0:37.18	
Rank	TAB	Horse/Jockey	Barrier	Top Speed [km/h]	Fastest Section								Distance Travelled [m]
1	1	SHADOW POWER	8	66.0	0:08.57	1:20.72 [1]	1:12.15 [4]	1:00.99 [4]	0:49.29 [4]	0:36.98 [3]	0:24.59 [1]	0:36.98	
		Nathan Fazackerley		1000m	Overall	(0:08.57)	(0:11.16)	(0:11.70)	(0:12.31)	(0:12.39)	(0:12.48)		
2	4	HE'S A SAINT	2	66.0	0:08.78	1:21.26 [2]	1:12.48 [6]	1:01.24 [5]	0:49.43 [5]	0:37.10 [5]	0:24.63 [5]	0:37.10	-3
		Jake Molloy		1200m	Overall	(0:08.78)	(0:11.24)	(0:11.81)	(0:12.33)	(0:12.47)	(0:12.60)		
3	11	POW NOW	4	66.3	0:08.48	1:21.37 [3]	1:12.89 [2]	1:01.81 [2]	0:50.02 [2]	0:37.57 [4]	0:24.93 [3]	0:37.57	-3
		Dylan Bennett		1200m	Overall	(0:08.48)	(0:11.08)	(0:11.79)	(0:12.45)	(0:12.64)	(0:12.42)		
4	5	ROCK A BYE IVY	9	65.8	0:08.84	1:21.90 [4]	1:13.06 [7]	1:01.83 [6]	0:49.94 [6]	0:37.69 [6]	0:25.19 [6]	0:37.69	-1
		Olivia Webb		1200m	Overall	(0:08.84)	(0:11.23)	(0:11.89)	(0:12.25)	(0:12.50)	(0:12.50)		
5	2	NOBLE VALOUR	15	63.3	0:08.69	1:22.02 [5]	1:13.33 [5]	1:01.75 [7]	0:49.80 [7]	0:37.56 [7]	0:25.30 [7]	0:37.56	+0
		Nozi Tomizawa		1200m	Overall	(0:08.69)	(0:11.58)	(0:11.95)	(0:12.24)	(0:12.26)	(0:12.52)		
6	9	NAVILLUS HELLFIRE	6	64.7	0:09.23	1:22.05 [6]	1:12.82 [10]	1:01.43 [10]	0:49.35 [10]	0:37.07 [10]	0:24.72 [11]	0:37.07	-4
		Darren Evans		1200m	Overall	(0:09.23)	(0:11.39)	(0:12.08)	(0:12.28)	(0:12.35)	(0:12.46)		
7	10	LADY PARVATI	12	65.0	0:09.62	1:22.17 [7]	1:12.55 [11]	1:01.19 [11]	0:49.33 [11]	0:37.17 [11]	0:24.90 [10]	0:37.17	+0
		Landan Sykes		1200m	Overall	(0:09.62)	(0:11.36)	(0:11.86)	(0:12.16)	(0:12.27)	(0:12.20)		
8	8	ANOTHERLOVELYDAY	11	64.7	0:09.16	1:22.22 [8]	1:13.06 [9]	1:01.67 [9]	0:49.68 [9]	0:37.52 [8]	0:25.13 [8]	0:37.52	-1
		Luke Tarrant		1200m	Overall	(0:09.16)	(0:11.39)	(0:11.99)	(0:12.16)	(0:12.39)	(0:12.40)		
9	6	DOLLY'S FANCY	1	63.9	0:08.92	1:23.22 [9]	1:14.30 [8]	1:02.85 [8]	0:50.78 [8]	0:38.49 [9]	0:25.99 [9]	0:38.49	-8
		Alisha Donald		1200m	Overall	(0:08.92)	(0:11.45)	(0:12.07)	(0:12.29)	(0:12.50)	(0:12.81)		
10	7	LA HARRI	10	69.5	0:08.36	1:24.87 [10]	1:16.51 [1]	1:05.54 [1]	0:53.72 [1]	0:41.33 [1]	0:28.54 [2]	0:41.33	-5
		Montanna Savva		1200m	Overall	(0:08.36)	(0:10.97)	(0:11.82)	(0:12.39)	(0:12.79)	(0:13.49)		

Scratched: Divine Charm (#14), Onomatopoeia (#12), Among Us (#16), The Manipulator (#13), Chicka (#15)

Report Created: Sat 13 July 2024 19:06 GMT+10 (Note: Timing is based on position data)

Page 1/15

[] Ranking at each section and finish
-:-:- No data available at this section
NA No data available

SCN Saddle cloth number
DNF Did not finish
DNT Did not track

data processed by  TRIPLESDATA



Toowoomba QLD Professional
Race 3: COOPER COMMERCIAL Maiden Handicap - 1300m
13 July 2024 - 18:10



Track Rating: Soft 5, Weather: Fine, Rail Position: +1m Entire

Section					Overall	1200m	1000m	800m	600m	400m	Last 600m		
Field Times					1:20.72 (0:08.36)	1:12.36 (0:10.97)	1:01.39 (0:11.82)	0:49.57 (0:12.39)	0:37.18 (0:12.59)	0:24.59 (0:12.48)	0:37.18		
Rank	TAB	Horse/Jockey	Barrier	Top Speed [km/h]	Fastest Section								Distance Travelled [m]
11	3	SPYRO	14	66.5	0:08.49	1:26.03 [11]	1:17.54 [3]	1:06.46 [3]	0:54.65 [3]	0:42.31 [2]	0:29.57 [4]	0:42.31	-3
		Shania Willis		1200m	Overall	(0:08.49)	(0:11.08)	(0:11.81)	(0:12.34)	(0:12.74)	(0:13.84)		

Scratched: Divine Charm (#14), Onomatopoeia (#12), Among Us (#16), The Manipulator (#13), Chicka (#15)



Toowoomba QLD Professional
Race 3: COOPER COMMERCIAL Maiden Handicap - 1300m
13 July 2024 - 18:10



Track Rating: Soft 5, Weather: Fine, Rail Position: +1m Entire

Section Field Times				200m 0:12.11 (0:12.11)		Last 600m 0:37.18			
Rank	TAB	Horse/Jockey	Barrier	Top Speed [km/h]	Fastest Section	Margin			Distance Travelled [m]
1	1	SHADOW POWER	8	66.0	0:08.57	0:12.11 [1]	1:20.72		0:36.98
		Nathan Fazackerley		1000m	Overall	(0:12.11)			
2	4	HE'S A SAINT	2	66.0	0:08.78	0:12.03 [4]	3L		0:37.10 -3
		Jake Molloy		1200m	Overall	(0:12.03)			
3	11	POW NOW	4	66.3	0:08.48	0:12.51 [2]	3.5L		0:37.57 -3
		Dylan Bennett		1200m	Overall	(0:12.51)			
4	5	ROCK A BYE IVY	9	65.8	0:08.84	0:12.69 [3]	6.5L		0:37.69 -1
		Olivia Webb		1200m	Overall	(0:12.69)			
5	2	NOBLE VALOUR	15	63.3	0:08.69	0:12.78 [5]	7L		0:37.56 +0
		Nozi Tomizawa		1200m	Overall	(0:12.78)			
6	9	NAVILLUS HELLFIRE	6	64.7	0:09.23	0:12.26 [8]	7.2L		0:37.07 -4
		Darren Evans		1200m	Overall	(0:12.26)			
7	10	LADY PARVATI	12	65.0	0:09.62	0:12.70 [6]	7.7L		0:37.17 +0
		Landan Sykes		1200m	Overall	(0:12.70)			
8	8	ANOTHERLOVELYDAY	11	64.7	0:09.16	0:12.73 [7]	7.9L		0:37.52 -1
		Luke Tarrant		1200m	Overall	(0:12.73)			
9	6	DOLLY'S FANCY	1	63.9	0:08.92	0:13.18 [10]	13.7L		0:38.49 -8
		Alisha Donald		1200m	Overall	(0:13.18)			
10	7	LA HARRI	10	69.5	0:08.36	0:15.05 [9]	23.2L		0:41.33 -5
		Montanna Savva		1200m	Overall	(0:15.05)			

Scratched: Divine Charm (#14), Onomatopoeia (#12), Among Us (#16), The Manipulator (#13), Chicka (#15)

Report Created: Sat 13 July 2024 19:06 GMT+10 (Note: Timing is based on position data)

Page 3/15

[] Ranking at each section and finish
-:-:- No data available at this section
NA No data available

SCN Saddle cloth number
DNF Did not finish
DNT Did not track

data processed by  TRIPLESDATA



Toowoomba QLD Professional
Race 3: COOPER COMMERCIAL Maiden Handicap - 1300m
13 July 2024 - 18:10



Track Rating: Soft 5, Weather: Fine, Rail Position: +1m Entire

Section					200m		Last 600m	
Field Times					0:12.11 (0:12.11)		0:37.18	
Rank	TAB	Horse/Jockey	Barrier	Top Speed [km/h]	Fastest Section	Margin	Distance Travelled [m]	
11	3	SPYRO	14	66.5	0:08.49	0:15.73 [11]	30L	0:42.31
		Shania Willis		1200m	Overall	(0:15.73)		-3

Scratched: Divine Charm (#14), Onomatopoeia (#12), Among Us (#16), The Manipulator (#13), Chicka (#15)



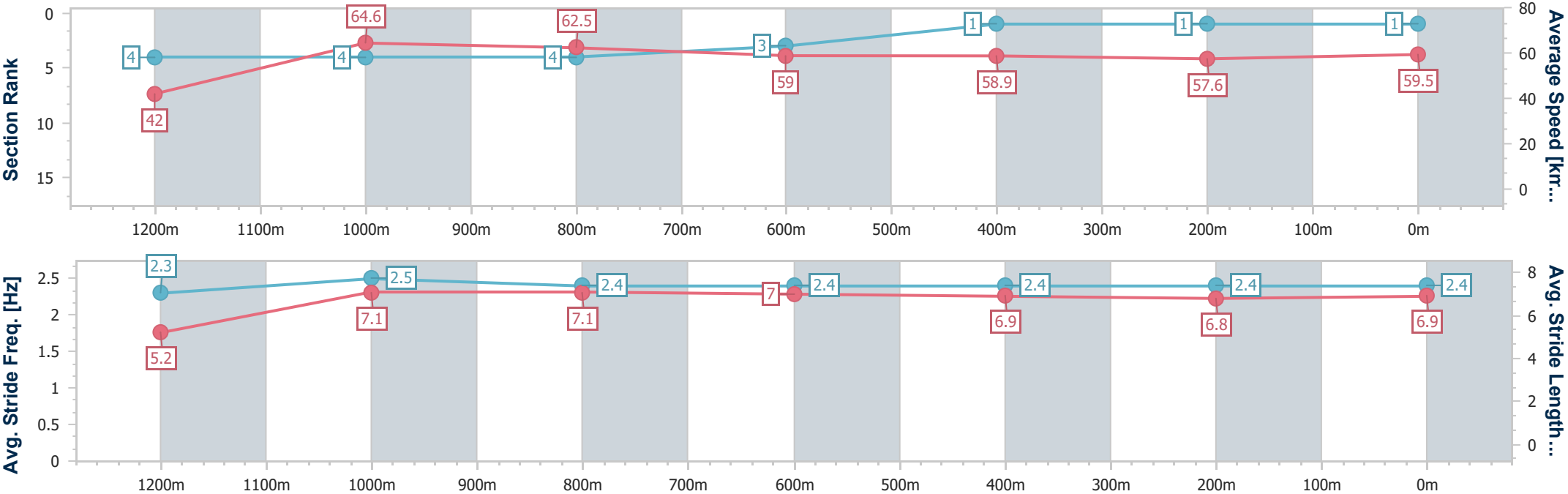
Horse/Jockey Name	Shadow Power
Final Rank	1
Fastest Section Time (Section)	0:08.57 (Overall)
Top Speed [km/h] (Section)	66.0 (1000m)
Race State	Finished



Toowoomba QLD Professional
Race 3: COOPER COMMERCIAL Maiden Handicap - 1300m
13 July 2024 - 18:10
Track Rating: Soft 5, Weather: Fine, Rail Position: +1m Entire



Section	Overall	1200m	1000m	800m	600m	400m	200m						
Section Times	1:20.72 [1] (0:08.57)	1:12.15 [4] (0:11.16)	1:00.99 [4] (0:11.70)	0:49.29 [4] (0:12.31)	0:36.98 [3] (0:12.39)	0:24.59 [1] (0:12.48)	0:12.11 [1] (0:12.11)						
Average Speed [km/h]	42.0	64.6	62.5	59.0	58.9	57.6	59.5						
Top Speed [km/h]	62.0	65.8	66.0	60.4	59.6	59.9	59.9						
Avg. Dist. to Rail [m]	7.4	3.6	3.2	2.7	2.7	0.5	0.4						
Avg. Stride Freq. [Hz]	2.3	2.5	2.4	2.4	2.4	2.4	2.4						
Avg. Stride Length [m]	5.2	7.1	7.1	7.0	6.9	6.8	6.9						





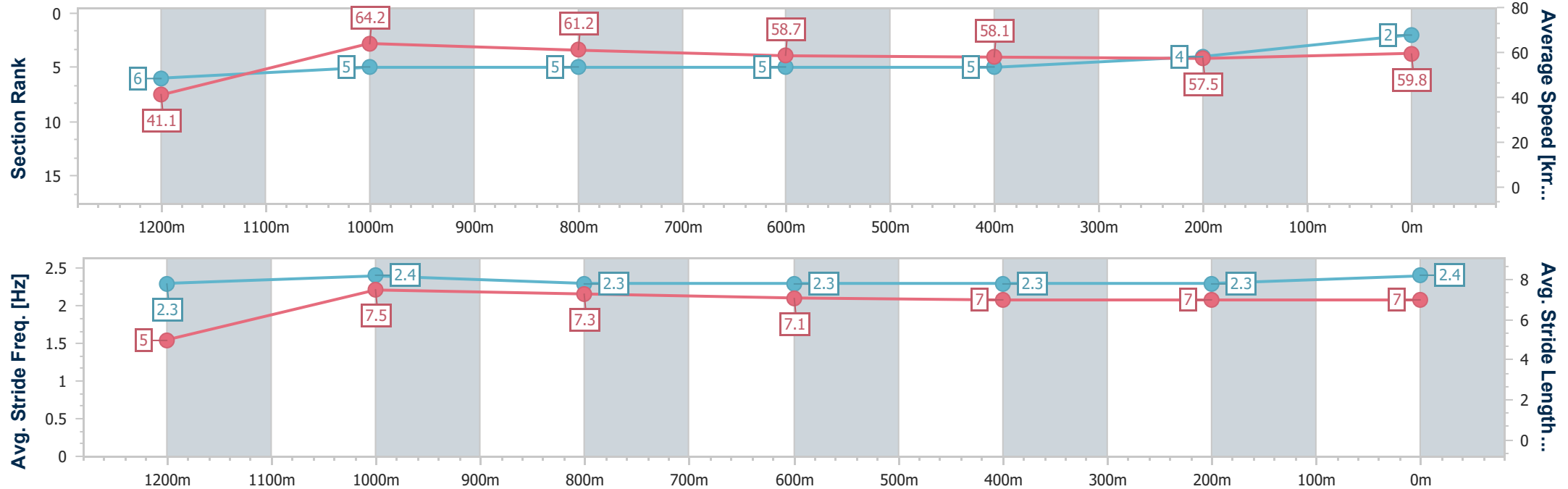
Horse/Jockey Name	He's A Saint
Final Rank	2
Fastest Section Time (Section)	0:08.78 (Overall)
Top Speed [km/h] (Section)	66.0 (1200m)
Race State	Finished



Toowoomba QLD Professional
Race 3: COOPER COMMERCIAL Maiden Handicap - 1300m
13 July 2024 - 18:10
Track Rating: Soft 5, Weather: Fine, Rail Position: +1m Entire



Section	Overall	1200m	1000m	800m	600m	400m	200m						
Section Times	1:21.26 [2] (0:08.78)	1:12.48 [6] (0:11.24)	1:01.24 [5] (0:11.81)	0:49.43 [5] (0:12.33)	0:37.10 [5] (0:12.47)	0:24.63 [5] (0:12.60)	0:12.03 [4] (0:12.03)						
Average Speed [km/h]	41.1	64.2	61.2	58.7	58.1	57.5	59.8						
Top Speed [km/h]	61.0	66.0	63.1	60.8	59.3	59.3	60.5						
Avg. Dist. to Rail [m]	4.8	2.9	1.8	1.0	1.5	1.7	2.1						
Avg. Stride Freq. [Hz]	2.3	2.4	2.3	2.3	2.3	2.3	2.4						
Avg. Stride Length [m]	5.0	7.5	7.3	7.1	7.0	7.0	7.0						





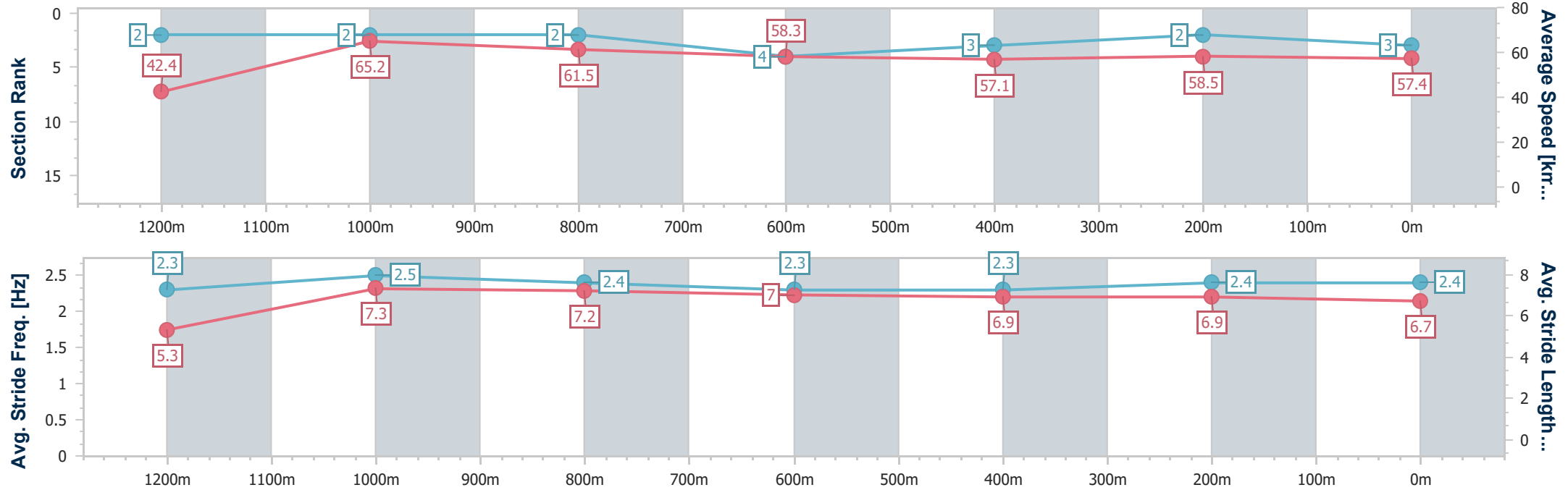
Horse/Jockey Name	Pow Now
Final Rank	3
Fastest Section Time (Section)	0:08.48 (Overall)
Top Speed [km/h] (Section)	66.3 (1200m)
Race State	Finished



Toowoomba QLD Professional
Race 3: COOPER COMMERCIAL Maiden Handicap - 1300m
13 July 2024 - 18:10
Track Rating: Soft 5, Weather: Fine, Rail Position: +1m Entire



Section	Overall	1200m	1000m	800m	600m	400m	200m						
Section Times	1:21.37 [3] (0:08.48)	1:12.89 [2] (0:11.08)	1:01.81 [2] (0:11.79)	0:50.02 [2] (0:12.45)	0:37.57 [4] (0:12.64)	0:24.93 [3] (0:12.42)	0:12.51 [2] (0:12.51)						
Average Speed [km/h]	42.4	65.2	61.5	58.3	57.1	58.5	57.4						
Top Speed [km/h]	62.0	66.3	64.0	59.7	58.6	59.2	59.1						
Avg. Dist. to Rail [m]	5.3	1.4	1.4	1.9	1.2	2.2	3.5						
Avg. Stride Freq. [Hz]	2.3	2.5	2.4	2.3	2.3	2.4	2.4						
Avg. Stride Length [m]	5.3	7.3	7.2	7.0	6.9	6.9	6.7						





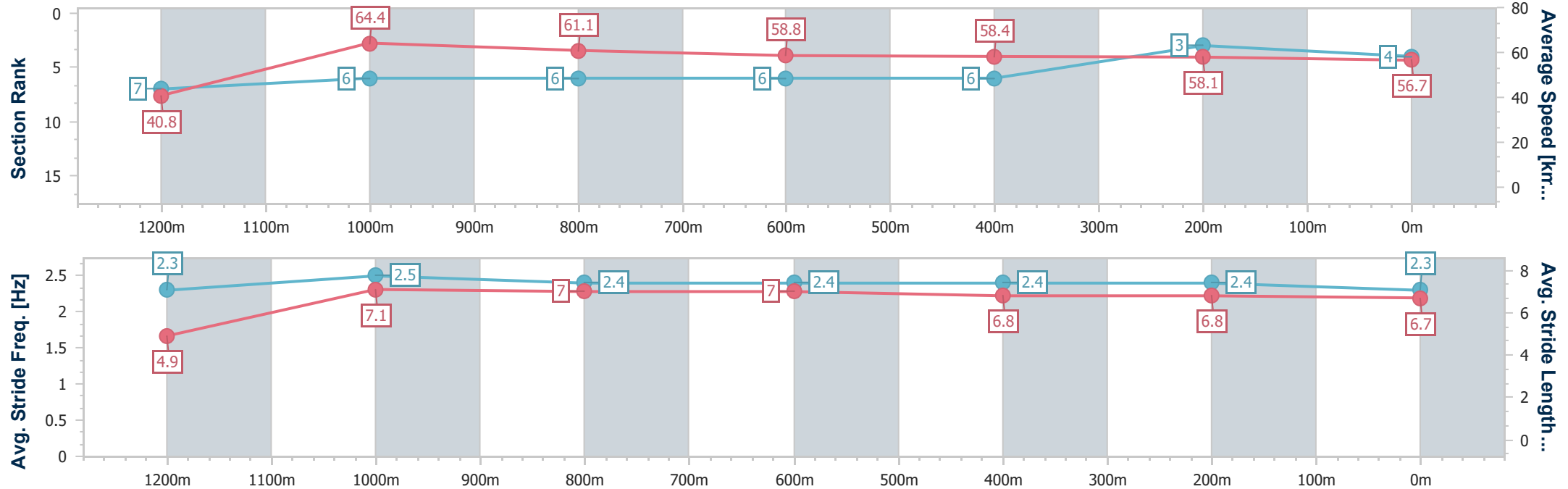
Horse/Jockey Name	Rock A Bye Ivy
Final Rank	4
Fastest Section Time (Section)	0:08.84 (Overall)
Top Speed [km/h] (Section)	65.8 (1200m)
Race State	Finished



Toowoomba QLD Professional
Race 3: COOPER COMMERCIAL Maiden Handicap - 1300m
13 July 2024 - 18:10
Track Rating: Soft 5, Weather: Fine, Rail Position: +1m Entire



Section	Overall	1200m	1000m	800m	600m	400m	200m						
Section Times	1:21.90 [4] (0:08.84)	1:13.06 [7] (0:11.23)	1:01.83 [6] (0:11.89)	0:49.94 [6] (0:12.25)	0:37.69 [6] (0:12.50)	0:25.19 [6] (0:12.50)	0:12.69 [3] (0:12.69)						
Average Speed [km/h]	40.8	64.4	61.1	58.8	58.4	58.1	56.7						
Top Speed [km/h]	61.6	65.8	62.4	61.2	59.5	58.7	58.3						
Avg. Dist. to Rail [m]	9.3	5.2	3.4	1.3	2.0	2.9	4.9						
Avg. Stride Freq. [Hz]	2.3	2.5	2.4	2.4	2.4	2.4	2.3						
Avg. Stride Length [m]	4.9	7.1	7.0	7.0	6.8	6.8	6.7						





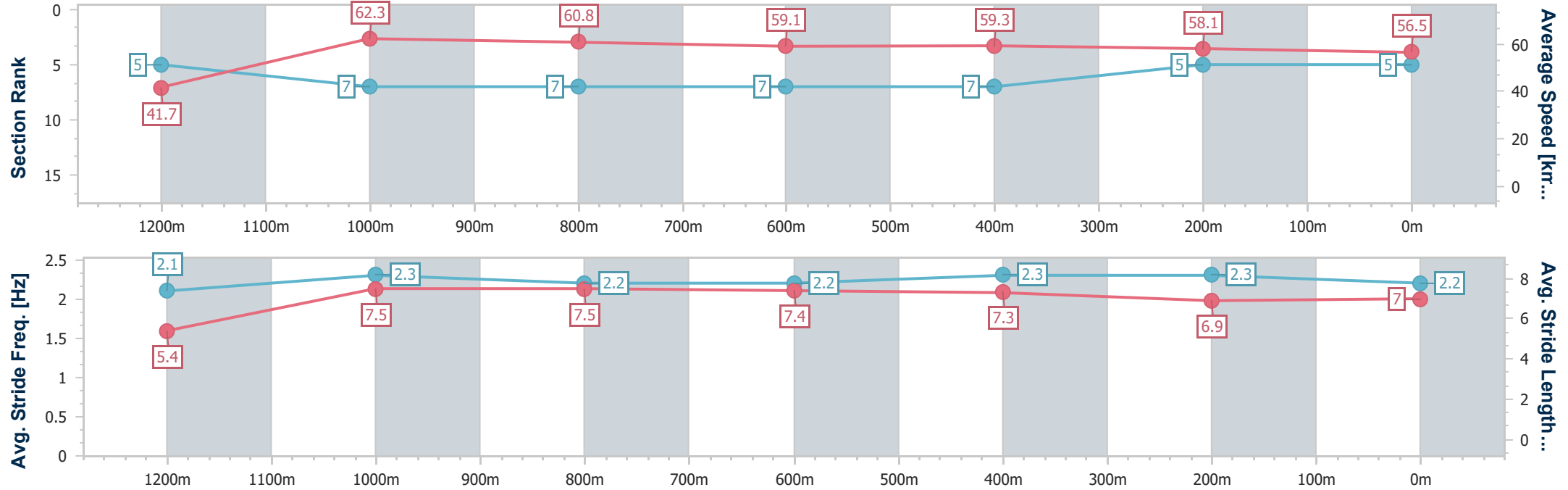
Horse/Jockey Name	Noble Valour
Final Rank	5
Fastest Section Time (Section)	0:08.69 (Overall)
Top Speed [km/h] (Section)	63.3 (1200m)
Race State	Finished



Toowoomba QLD Professional
Race 3: COOPER COMMERCIAL Maiden Handicap - 1300m
13 July 2024 - 18:10
Track Rating: Soft 5, Weather: Fine, Rail Position: +1m Entire



Section	Overall	1200m	1000m	800m	600m	400m	200m						
Section Times	1:22.02 [5] (0:08.69)	1:13.33 [5] (0:11.58)	1:01.75 [7] (0:11.95)	0:49.80 [7] (0:12.24)	0:37.56 [7] (0:12.26)	0:25.30 [7] (0:12.52)	0:12.78 [5]						
Average Speed [km/h]	41.7	62.3	60.8	59.1	59.3	58.1	56.5						
Top Speed [km/h]	62.0	63.3	62.7	60.5	60.1	58.9	57.8						
Avg. Dist. to Rail [m]	11.9	5.1	2.9	1.3	1.7	3.8	6.9						
Avg. Stride Freq. [Hz]	2.1	2.3	2.2	2.2	2.3	2.3	2.2						
Avg. Stride Length [m]	5.4	7.5	7.5	7.4	7.3	6.9	7.0						





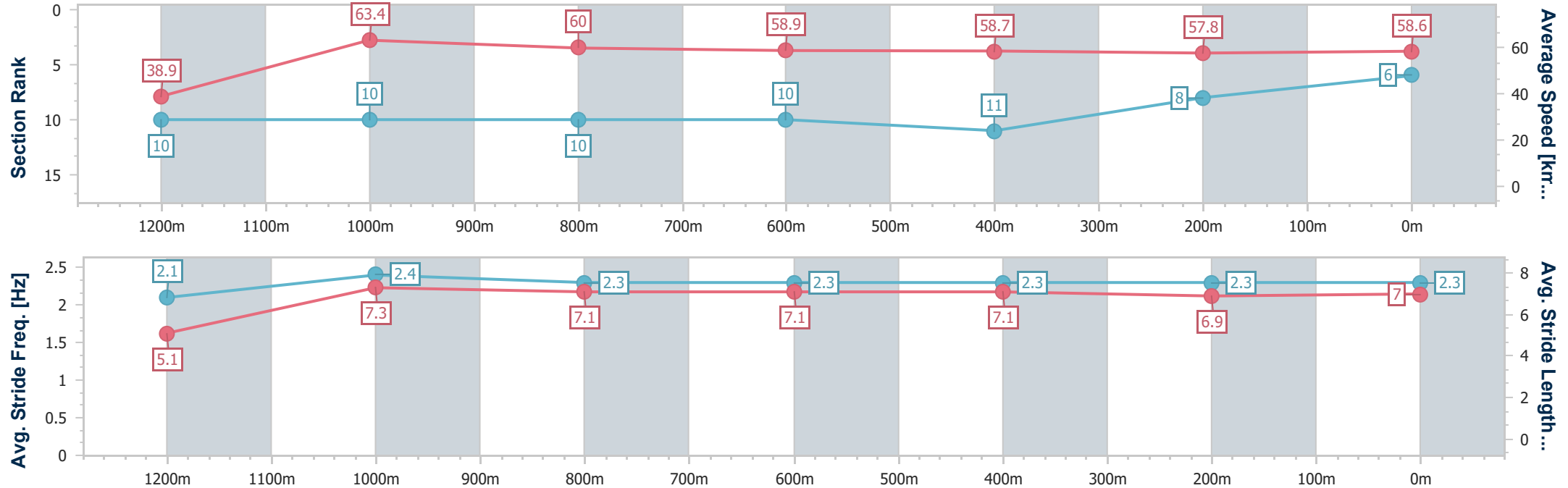
Horse/Jockey Name	Navillus Hellfire
Final Rank	6
Fastest Section Time (Section)	0:09.23 (Overall)
Top Speed [km/h] (Section)	64.7 (1200m)
Race State	Finished



Toowoomba QLD Professional
Race 3: COOPER COMMERCIAL Maiden Handicap - 1300m
13 July 2024 - 18:10
Track Rating: Soft 5, Weather: Fine, Rail Position: +1m Entire



Section	Overall	1200m	1000m	800m	600m	400m	200m						
Section Times	1:22.05 [6] (0:09.23)	1:12.82 [10] (0:11.39)	1:01.43 [10] (0:12.08)	0:49.35 [10] (0:12.28)	0:37.07 [10] (0:12.35)	0:24.72 [11] (0:12.46)	0:12.26 [8] (0:12.26)						
Average Speed [km/h]	38.9	63.4	60.0	58.9	58.7	57.8	58.6						
Top Speed [km/h]	61.8	64.7	62.2	60.3	60.5	61.1	59.6						
Avg. Dist. to Rail [m]	6.8	3.0	2.7	1.2	1.1	0.6	1.7						
Avg. Stride Freq. [Hz]	2.1	2.4	2.3	2.3	2.3	2.3	2.3						
Avg. Stride Length [m]	5.1	7.3	7.1	7.1	7.1	6.9	7.0						





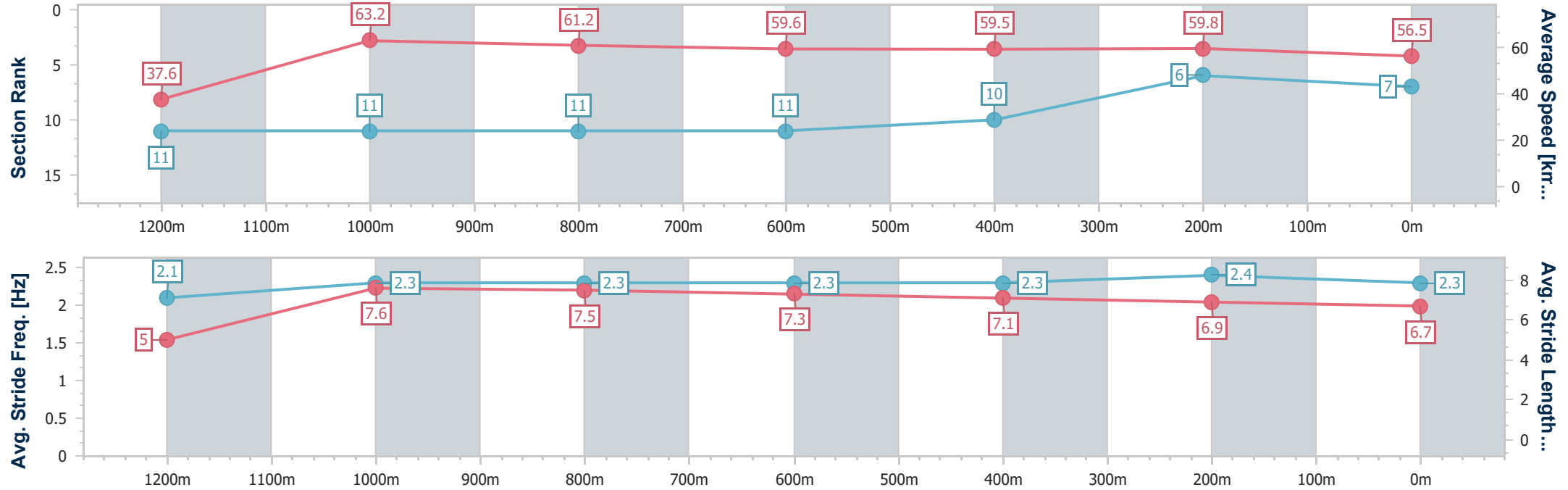
Horse/Jockey Name	Lady Parvati
Final Rank	7
Fastest Section Time (Section)	0:09.62 (Overall)
Top Speed [km/h] (Section)	65.0 (1200m)
Race State	Finished



Toowoomba QLD Professional
Race 3: COOPER COMMERCIAL Maiden Handicap - 1300m
13 July 2024 - 18:10
Track Rating: Soft 5, Weather: Fine, Rail Position: +1m Entire



Section	Overall	1200m	1000m	800m	600m	400m	200m						
Section Times	1:22.17 [7] (0:09.62)	1:12.55 [11] (0:11.36)	1:01.19 [11] (0:11.86)	0:49.33 [11] (0:12.16)	0:37.17 [11] (0:12.27)	0:24.90 [10] (0:12.20)	0:12.70 [6] (0:12.70)						
Average Speed [km/h]	37.6	63.2	61.2	59.6	59.5	59.8	56.5						
Top Speed [km/h]	60.3	65.0	63.3	61.8	61.9	60.9	59.0						
Avg. Dist. to Rail [m]	9.4	2.0	1.9	1.6	2.5	4.0	6.0						
Avg. Stride Freq. [Hz]	2.1	2.3	2.3	2.3	2.3	2.4	2.3						
Avg. Stride Length [m]	5.0	7.6	7.5	7.3	7.1	6.9	6.7						





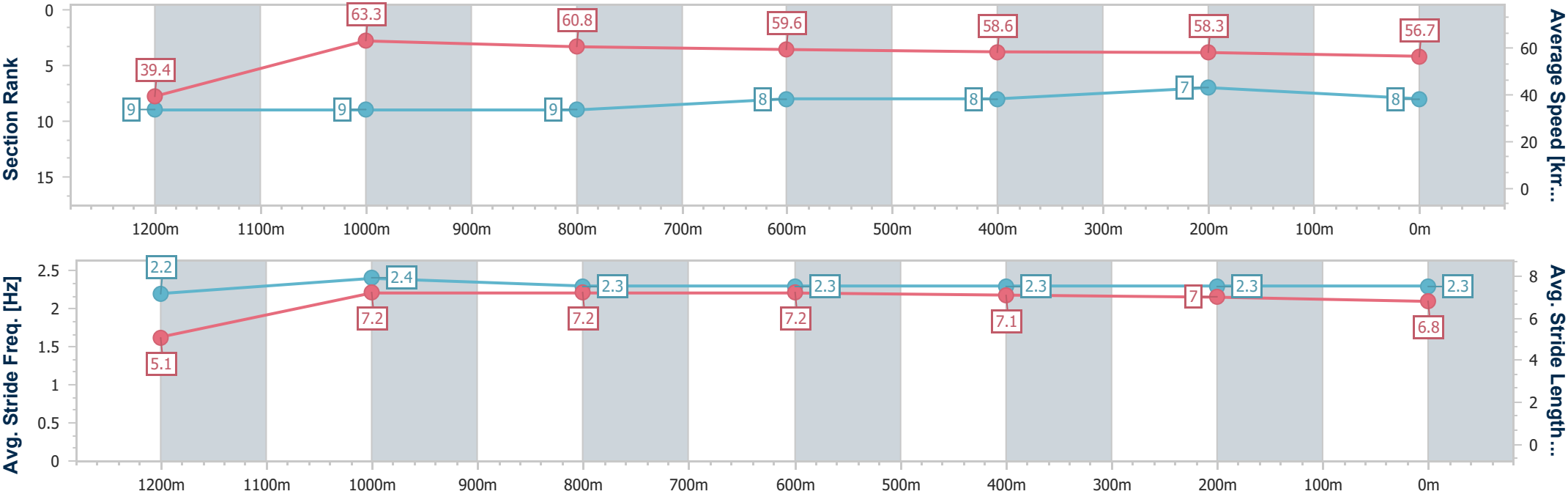
Horse/Jockey Name	Anotherlovelyday
Final Rank	8
Fastest Section Time (Section)	0:09.16 (Overall)
Top Speed [km/h] (Section)	64.7 (1200m)
Race State	Finished



Toowoomba QLD Professional
Race 3: COOPER COMMERCIAL Maiden Handicap - 1300m
13 July 2024 - 18:10
Track Rating: Soft 5, Weather: Fine, Rail Position: +1m Entire



Section	Overall	1200m	1000m	800m	600m	400m	200m						
Section Times	1:22.22 [8] (0:09.16)	1:13.06 [9] (0:11.39)	1:01.67 [9] (0:11.99)	0:49.68 [9] (0:12.16)	0:37.52 [8] (0:12.39)	0:25.13 [8] (0:12.40)	0:12.73 [7] (0:12.73)						
Average Speed [km/h]	39.4	63.3	60.8	59.6	58.6	58.3	56.7						
Top Speed [km/h]	61.0	64.7	62.5	61.4	59.7	60.1	57.9						
Avg. Dist. to Rail [m]	9.0	3.8	3.3	1.8	2.0	1.0	0.2						
Avg. Stride Freq. [Hz]	2.2	2.4	2.3	2.3	2.3	2.3	2.3						
Avg. Stride Length [m]	5.1	7.2	7.2	7.2	7.1	7.0	6.8						





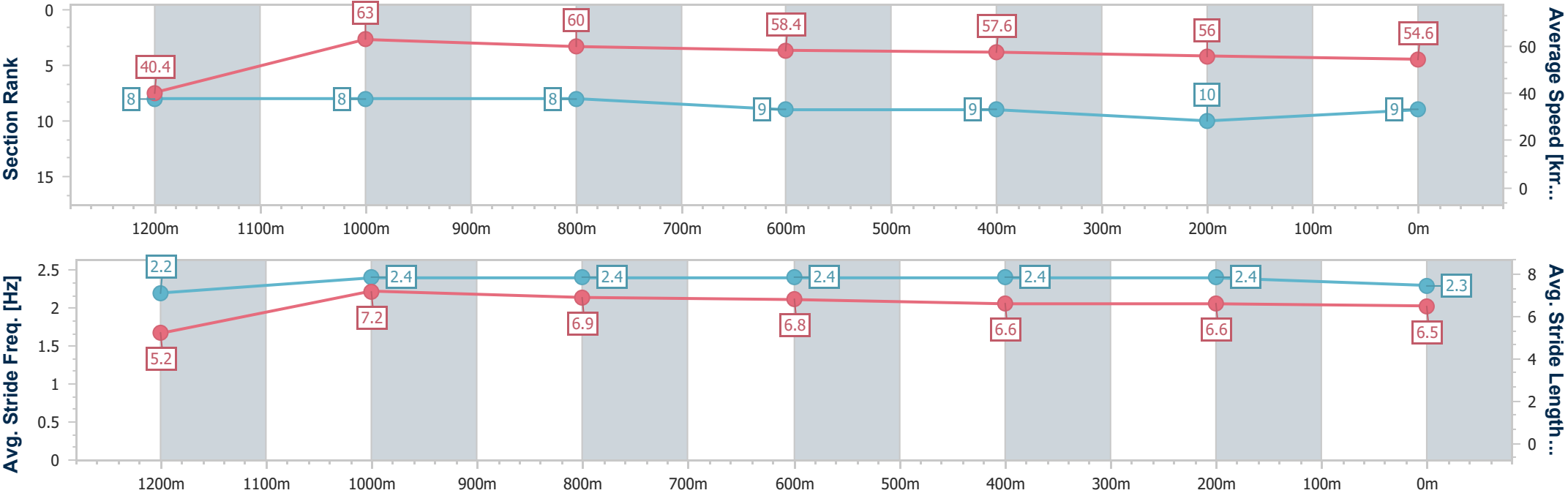
Horse/Jockey Name	Dolly's Fancy
Final Rank	9
Fastest Section Time (Section)	0:08.92 (Overall)
Top Speed [km/h] (Section)	63.9 (1200m)
Race State	Finished



Toowoomba QLD Professional
Race 3: COOPER COMMERCIAL Maiden Handicap - 1300m
13 July 2024 - 18:10
Track Rating: Soft 5, Weather: Fine, Rail Position: +1m Entire



Section	Overall	1200m	1000m	800m	600m	400m	200m						
Section Times	1:23.22 [9] (0:08.92)	1:14.30 [8] (0:11.45)	1:02.85 [8] (0:12.07)	0:50.78 [8] (0:12.29)	0:38.49 [9] (0:12.50)	0:25.99 [9] (0:12.81)	0:13.18 [10] (0:13.18)						
Average Speed [km/h]	40.4	63.0	60.0	58.4	57.6	56.0	54.6						
Top Speed [km/h]	61.1	63.9	62.6	59.3	58.5	58.4	55.2						
Avg. Dist. to Rail [m]	4.1	2.2	1.8	0.5	0.5	1.5	4.4						
Avg. Stride Freq. [Hz]	2.2	2.4	2.4	2.4	2.4	2.4	2.3						
Avg. Stride Length [m]	5.2	7.2	6.9	6.8	6.6	6.6	6.5						





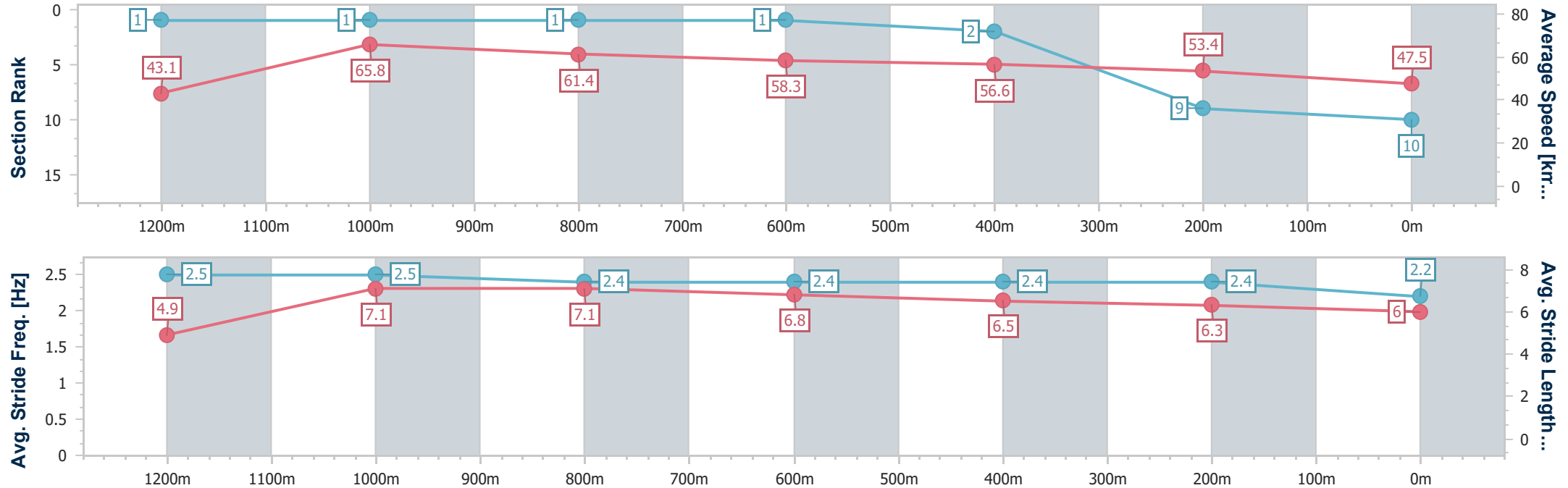
Horse/Jockey Name	La Harri
Final Rank	10
Fastest Section Time (Section)	0:08.36 (Overall)
Top Speed [km/h] (Section)	69.5 (1200m)
Race State	Finished



Toowoomba QLD Professional
Race 3: COOPER COMMERCIAL Maiden Handicap - 1300m
13 July 2024 - 18:10
Track Rating: Soft 5, Weather: Fine, Rail Position: +1m Entire



Section	Overall	1200m	1000m	800m	600m	400m	200m						
Section Times	1:24.87 [10] (0:08.36)	1:16.51 [1] (0:10.97)	1:05.54 [1] (0:11.82)	0:53.72 [1] (0:12.39)	0:41.33 [1] (0:12.79)	0:28.54 [2] (0:13.49)	0:15.05 [9] (0:15.05)						
Average Speed [km/h]	43.1	65.8	61.4	58.3	56.6	53.4	47.5						
Top Speed [km/h]	64.5	69.5	63.8	59.5	58.0	55.6	51.0						
Avg. Dist. to Rail [m]	9.4	2.7	2.1	1.5	0.9	0.2	0.9						
Avg. Stride Freq. [Hz]	2.5	2.5	2.4	2.4	2.4	2.4	2.2						
Avg. Stride Length [m]	4.9	7.1	7.1	6.8	6.5	6.3	6.0						





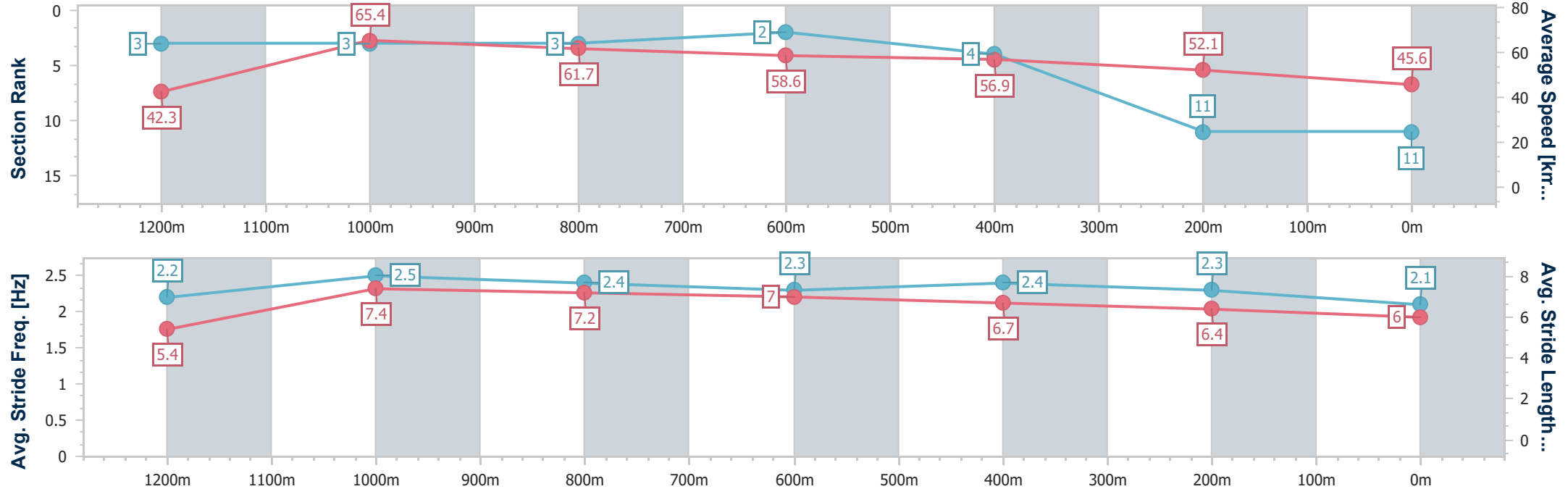
Horse/Jockey Name	Spyro
Final Rank	11
Fastest Section Time (Section)	0:08.49 (Overall)
Top Speed [km/h] (Section)	66.5 (1200m)
Race State	Finished



Toowoomba QLD Professional
Race 3: COOPER COMMERCIAL Maiden Handicap - 1300m
13 July 2024 - 18:10
Track Rating: Soft 5, Weather: Fine, Rail Position: +1m Entire



Section	Overall	1200m	1000m	800m	600m	400m	200m						
Section Times	1:26.03 [11] (0:08.49)	1:17.54 [3] (0:11.08)	1:06.46 [3] (0:11.81)	0:54.65 [3] (0:12.34)	0:42.31 [2] (0:12.74)	0:29.57 [4] (0:13.84)	0:15.73 [11] (0:15.73)						
Average Speed [km/h]	42.3	65.4	61.7	58.6	56.9	52.1	45.6						
Top Speed [km/h]	63.9	66.5	64.0	60.1	58.5	55.1	49.3						
Avg. Dist. to Rail [m]	11.6	4.6	3.5	1.8	1.0	0.4	1.0						
Avg. Stride Freq. [Hz]	2.2	2.5	2.4	2.3	2.4	2.3	2.1						
Avg. Stride Length [m]	5.4	7.4	7.2	7.0	6.7	6.4	6.0						





Toowoomba QLD Professional
Race 4: KENNARDS HIRE Class 1 Handicap - 1625m
13 July 2024 - 18:49



Track Rating: Soft 5, Weather: Fine, Rail Position: +1m Entire

Section						Overall	1400m	1200m	1000m	800m	600m	400m	Last 600m		
Field Times						1:40.81 (0:14.95)	1:25.86 (0:11.03)	1:14.83 (0:11.64)	1:03.19 (0:12.27)	0:50.92 (0:12.59)	0:38.33 (0:12.76)	0:25.57 (0:12.92)	0:38.33		
Rank	TAB	Horse/Jockey	Barrier	Top Speed [km/h]	Fastest Section										Distance Travelled [m]
1	1	SPRAY GUN	4	67.1	0:11.07	1:40.81 [1]	1:25.47 [4]	1:14.40 [5]	1:02.80 [5]	0:50.43 [5]	0:37.90 [5]	0:25.19 [6]	0:37.90		
		Nozi Tomizawa		Overall	1400m	(0:15.34)	(0:11.07)	(0:11.60)	(0:12.37)	(0:12.53)	(0:12.71)	(0:12.68)			
2	5	DUMA	8	69.9	0:11.13	1:40.87 [2]	1:25.80 [3]	1:14.67 [3]	1:03.08 [3]	0:50.80 [3]	0:38.33 [3]	0:25.63 [2]	0:38.33 +1		
		Dylan Bennett		1400m	1400m	(0:15.07)	(0:11.13)	(0:11.59)	(0:12.28)	(0:12.47)	(0:12.70)	(0:12.92)			
3	2	FARWEST	11	67.5	0:11.06	1:40.92 [3]	1:25.39 [8]	1:14.33 [7]	1:02.56 [7]	0:50.27 [6]	0:37.72 [6]	0:25.18 [7]	0:37.72 -6		
		Jake Molloy		Overall	1400m	(0:15.53)	(0:11.06)	(0:11.77)	(0:12.29)	(0:12.55)	(0:12.54)	(0:12.72)			
4	3	MORDECAI	7	67.6	0:11.14	1:41.04 [4]	1:25.65 [6]	1:14.51 [6]	1:02.74 [6]	0:50.32 [7]	0:37.83 [7]	0:25.50 [5]	0:37.83 +2		
		Chris Whiteley		1400m	1400m	(0:15.39)	(0:11.14)	(0:11.77)	(0:12.42)	(0:12.49)	(0:12.33)	(0:12.68)			
5	7	MAPLE DOOR	10	68.6	0:11.41	1:41.34 [5]	1:25.18 [11]	1:13.77 [11]	1:01.99 [11]	0:49.95 [10]	0:37.59 [9]	0:25.15 [9]	0:37.59 +1		
		Kenji Yoshida		Overall	1400m	(0:16.16)	(0:11.41)	(0:11.78)	(0:12.04)	(0:12.36)	(0:12.44)	(0:12.50)			
6	9	BUIN ROAD	5	69.8	0:10.98	1:41.47 [6]	1:26.45 [2]	1:15.47 [2]	1:03.85 [1]	0:51.53 [2]	0:38.99 [1]	0:26.23 [1]	0:38.99 +0		
		Alisha Donald		Overall	1400m	(0:15.02)	(0:10.98)	(0:11.62)	(0:12.32)	(0:12.54)	(0:12.76)	(0:12.96)			
7	6	I'M A TINY DANCER	6	67.4	0:11.29	1:41.56 [7]	1:26.13 [7]	1:14.84 [8]	1:02.98 [8]	0:50.64 [8]	0:38.10 [8]	0:25.51 [8]	0:38.10 -4		
		Morgan Butler		Overall	1400m	(0:15.43)	(0:11.29)	(0:11.86)	(0:12.34)	(0:12.54)	(0:12.59)	(0:12.61)			
8	11	EVERLAST	1	68.6	0:10.90	1:41.89 [8]	1:26.54 [5]	1:15.64 [4]	1:03.96 [4]	0:51.68 [4]	0:39.18 [4]	0:26.36 [4]	0:39.18 -12		
		Stacey Callow		1400m	1400m	(0:15.35)	(0:10.90)	(0:11.68)	(0:12.28)	(0:12.50)	(0:12.82)	(0:13.11)			
9	4	MADALSA	3	68.4	0:11.03	1:42.11 [9]	1:27.16 [1]	1:16.13 [1]	1:04.48 [2]	0:52.22 [1]	0:39.63 [2]	0:26.79 [3]	0:39.63 -9		
		Olivia Webb		Overall	1400m	(0:14.95)	(0:11.03)	(0:11.65)	(0:12.26)	(0:12.59)	(0:12.84)	(0:13.11)			
10	10	CYGNET RIVER	9	66.0	0:11.48	1:42.20 [10]	1:26.57 [9]	1:15.09 [9]	1:03.24 [9]	0:50.89 [9]	0:38.30 [10]	0:25.72 [10]	0:38.30 -5		
		Shania Willis		Overall	1400m	(0:15.63)	(0:11.48)	(0:11.85)	(0:12.35)	(0:12.59)	(0:12.58)	(0:12.81)			



Toowoomba QLD Professional
Race 4: KENNARDS HIRE Class 1 Handicap - 1625m
13 July 2024 - 18:49



Track Rating: Soft 5, Weather: Fine, Rail Position: +1m Entire

Section					Overall	1400m	1200m	1000m	800m	600m	400m	Last 600m		
Field Times					1:40.81 (0:14.95)	1:25.86 (0:11.03)	1:14.83 (0:11.64)	1:03.19 (0:12.27)	0:50.92 (0:12.59)	0:38.33 (0:12.76)	0:25.57 (0:12.92)	0:38.33		
Rank	TAB	Horse/Jockey	Barrier	Top Speed [km/h]	Fastest Section									Distance Travelled [m]
11	8	WIND RUSH FARM	2	66.6	0:11.38	1:50.92 [11]	1:34.79 [10]	1:23.41 [10]	1:11.63 [10]	0:59.22 [11]	0:46.15 [11]	0:31.98 [11]	0:46.15	-3
		Luke Tarrant		Overall	1400m	(0:16.13)	(0:11.38)	(0:11.78)	(0:12.41)	(0:13.07)	(0:14.17)	(0:15.57)		



Toowoomba QLD Professional
Race 4: KENNARDS HIRE Class 1 Handicap - 1625m
13 July 2024 - 18:49



Track Rating: Soft 5, Weather: Fine, Rail Position: +1m Entire

Section Field Times				200m 0:12.65 (0:12.65)		Last 600m 0:38.33			
Rank	TAB	Horse/Jockey	Barrier	Top Speed [km/h]	Fastest Section	Margin			Distance Travelled [m]
1	1	SPRAY GUN	4	67.1	0:11.07	0:12.51 [4]	1:40.81		0:37.90
		Nozi Tomizawa		Overall	1400m	(0:12.51)			
2	5	DUMA	8	69.9	0:11.13	0:12.71 [1]	0.3L		0:38.33 +1
		Dylan Bennett		1400m	1400m	(0:12.71)			
3	2	FARWEST	11	67.5	0:11.06	0:12.46 [6]	0.5L		0:37.72 -6
		Jake Molloy		Overall	1400m	(0:12.46)			
4	3	MORDECAI	7	67.6	0:11.14	0:12.82 [3]	1L		0:37.83 +2
		Chris Whiteley		1400m	1400m	(0:12.82)			
5	7	MAPLE DOOR	10	68.6	0:11.41	0:12.65 [9]	2.8L		0:37.59 +1
		Kenji Yoshida		Overall	1400m	(0:12.65)			
6	9	BUIN ROAD	5	69.8	0:10.98	0:13.27 [2]	3.3L		0:38.99 +0
		Alisha Donald		Overall	1400m	(0:13.27)			
7	6	I'M A TINY DANCER	6	67.4	0:11.29	0:12.90 [8]	3.8L		0:38.10 -4
		Morgan Butler		Overall	1400m	(0:12.90)			
8	11	EVERLAST	1	68.6	0:10.90	0:13.25 [7]	5.6L		0:39.18 -12
		Stacey Callow		1400m	1400m	(0:13.25)			
9	4	MADALSA	3	68.4	0:11.03	0:13.68 [5]	6.9L		0:39.63 -9
		Olivia Webb		Overall	1400m	(0:13.68)			
10	10	CYGNET RIVER	9	66.0	0:11.48	0:12.91 [10]	7.4L		0:38.30 -5
		Shania Willis		Overall	1400m	(0:12.91)			



Toowoomba QLD Professional
Race 4: KENNARDS HIRE Class 1 Handicap - 1625m
13 July 2024 - 18:49



Track Rating: Soft 5, Weather: Fine, Rail Position: +1m Entire

Section						200m	Last 600m			
Field Times						0:12.65 (0:12.65)	0:38.33			
Rank	TAB	Horse/Jockey	Barrier	Top Speed [km/h]	Fastest Section	Margin		Distance Travelled [m]		
11	8	WIND RUSH FARM	2	66.6	0:11.38	0:16.41 [11]	58.7L	0:46.15	-3	
		Luke Tarrant		Overall	1400m	(0:16.41)				



Horse/Jockey Name	Spray Gun
Final Rank	1
Fastest Section Time (Section)	0:11.07 (1400m)
Top Speed [km/h] (Section)	67.1 (Overall)
Race State	Finished

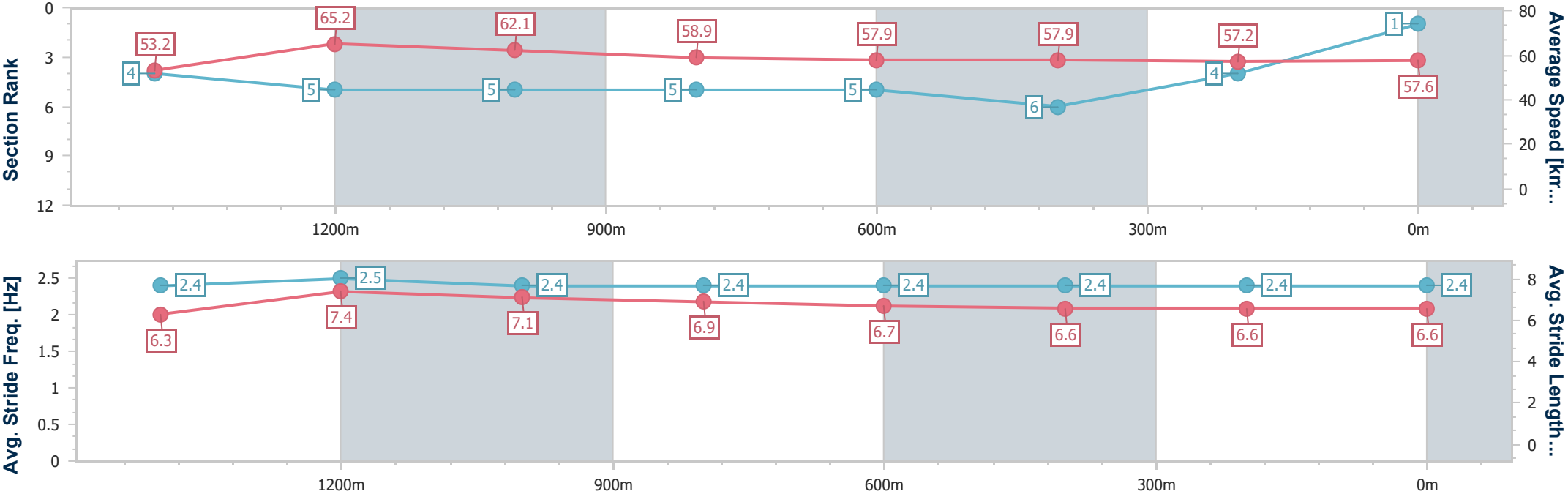


Toowoomba QLD Professional
Race 4: KENNARDS HIRE Class 1 Handicap - 1625m



13 July 2024 - 18:49
Track Rating: Soft 5, Weather: Fine, Rail Position: +1m Entire

Section	Overall	1400m	1200m	1000m	800m	600m	400m	200m					
Section Times	1:40.81 [1] (0:15.34)	1:25.47 [4] (0:11.07)	1:14.40 [5] (0:11.60)	1:02.80 [5] (0:12.37)	0:50.43 [5] (0:12.53)	0:37.90 [5] (0:12.71)	0:25.19 [6] (0:12.68)	0:12.51 [4]					
Average Speed [km/h]	53.2	65.2	62.1	58.9	57.9	57.9	57.2	57.6					
Top Speed [km/h]	67.1	66.8	64.0	60.7	59.1	59.6	58.2	58.2					
Avg. Dist. to Rail [m]	6.5	0.8	0.9	2.3	3.3	3.7	2.5	1.7					
Avg. Stride Freq. [Hz]	2.4	2.5	2.4	2.4	2.4	2.4	2.4	2.4					
Avg. Stride Length [m]	6.3	7.4	7.1	6.9	6.7	6.6	6.6	6.6					





Horse/Jockey Name	Duma
Final Rank	2
Fastest Section Time (Section)	0:11.13 (1400m)
Top Speed [km/h] (Section)	69.9 (1400m)
Race State	Finished



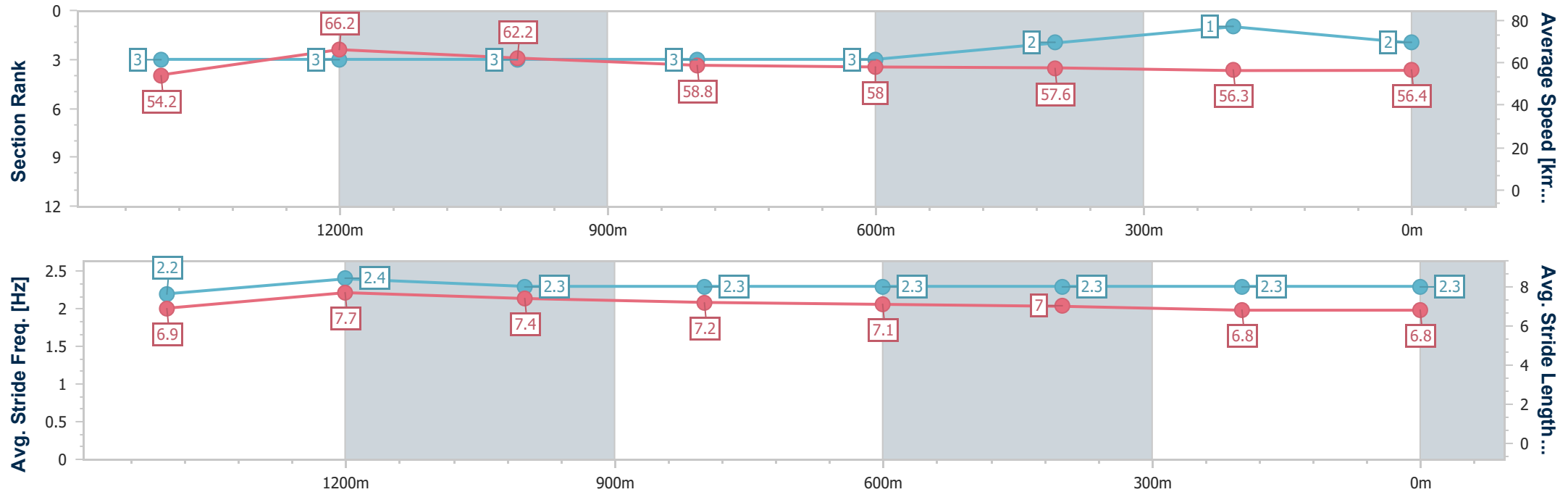
Toowoomba QLD Professional
Race 4: KENNARDS HIRE Class 1 Handicap - 1625m



13 July 2024 - 18:49

Track Rating: Soft 5, Weather: Fine, Rail Position: +1m Entire

Section	Overall	1400m	1200m	1000m	800m	600m	400m	200m					
Section Times	1:40.87 [2] (0:15.07)	1:25.80 [3] (0:11.13)	1:14.67 [3] (0:11.59)	1:03.08 [3] (0:12.28)	0:50.80 [3] (0:12.47)	0:38.33 [3] (0:12.70)	0:25.63 [2] (0:12.92)	0:12.71 [1] (0:12.71)					
Average Speed [km/h]	54.2	66.2	62.2	58.8	58.0	57.6	56.3	56.4					
Top Speed [km/h]	69.8	69.9	64.2	59.4	59.2	58.3	58.0	57.5					
Avg. Dist. to Rail [m]	6.3	4.2	3.6	0.9	1.9	2.3	2.9	2.2					
Avg. Stride Freq. [Hz]	2.2	2.4	2.3	2.3	2.3	2.3	2.3	2.3					
Avg. Stride Length [m]	6.9	7.7	7.4	7.2	7.1	7.0	6.8	6.8					





Horse/Jockey Name	Farwest
Final Rank	3
Fastest Section Time (Section)	0:11.06 (1400m)
Top Speed [km/h] (Section)	67.5 (Overall)
Race State	Finished



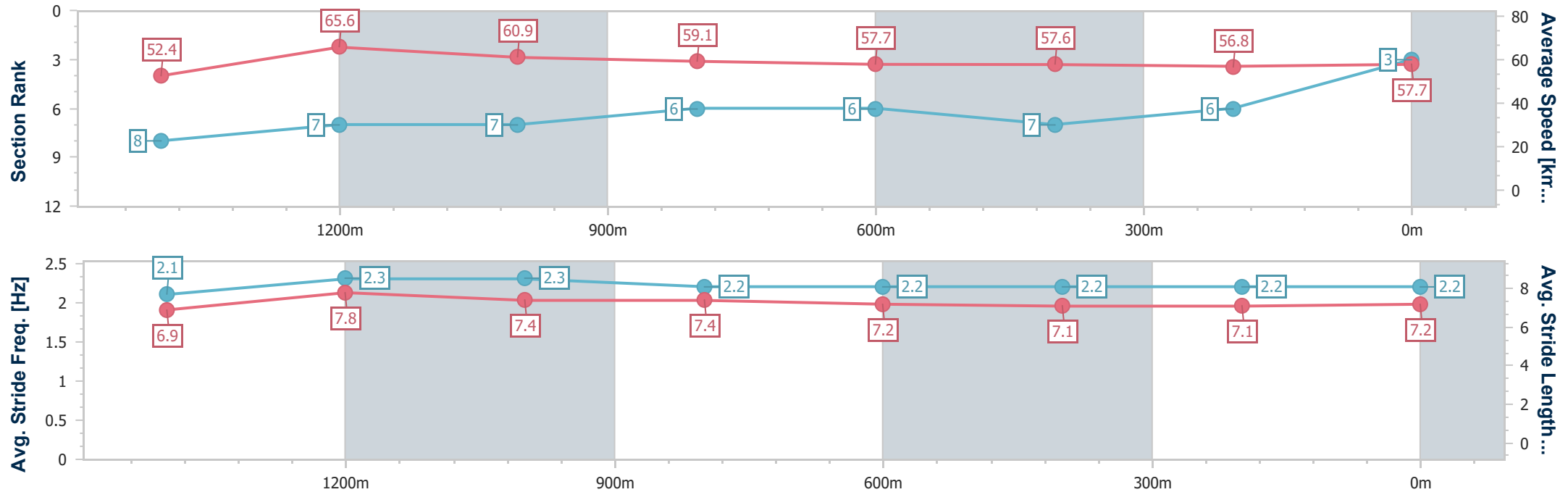
Toowoomba QLD Professional
Race 4: KENNARDS HIRE Class 1 Handicap - 1625m



13 July 2024 - 18:49

Track Rating: Soft 5, Weather: Fine, Rail Position: +1m Entire

Section	Overall	1400m	1200m	1000m	800m	600m	400m	200m					
Section Times	1:40.92 [3] (0:15.53)	1:25.39 [8] (0:11.06)	1:14.33 [7] (0:11.77)	1:02.56 [7] (0:12.29)	0:50.27 [6] (0:12.55)	0:37.72 [6] (0:12.54)	0:25.18 [7] (0:12.72)	0:12.46 [6] (0:12.46)					
Average Speed [km/h]	52.4	65.6	60.9	59.1	57.7	57.6	56.8	57.7					
Top Speed [km/h]	67.5	67.5	64.0	59.8	58.9	59.1	57.8	59.1					
Avg. Dist. to Rail [m]	6.3	0.9	1.3	1.6	2.1	0.9	0.6	1.7					
Avg. Stride Freq. [Hz]	2.1	2.3	2.3	2.2	2.2	2.2	2.2	2.2					
Avg. Stride Length [m]	6.9	7.8	7.4	7.4	7.2	7.1	7.1	7.2					



[] Ranking at each section and finish
- - - - - No data available at this section
NA No data available



Horse/Jockey Name	Mordecai
Final Rank	4
Fastest Section Time (Section)	0:11.14 (1400m)
Top Speed [km/h] (Section)	67.6 (1400m)
Race State	Finished

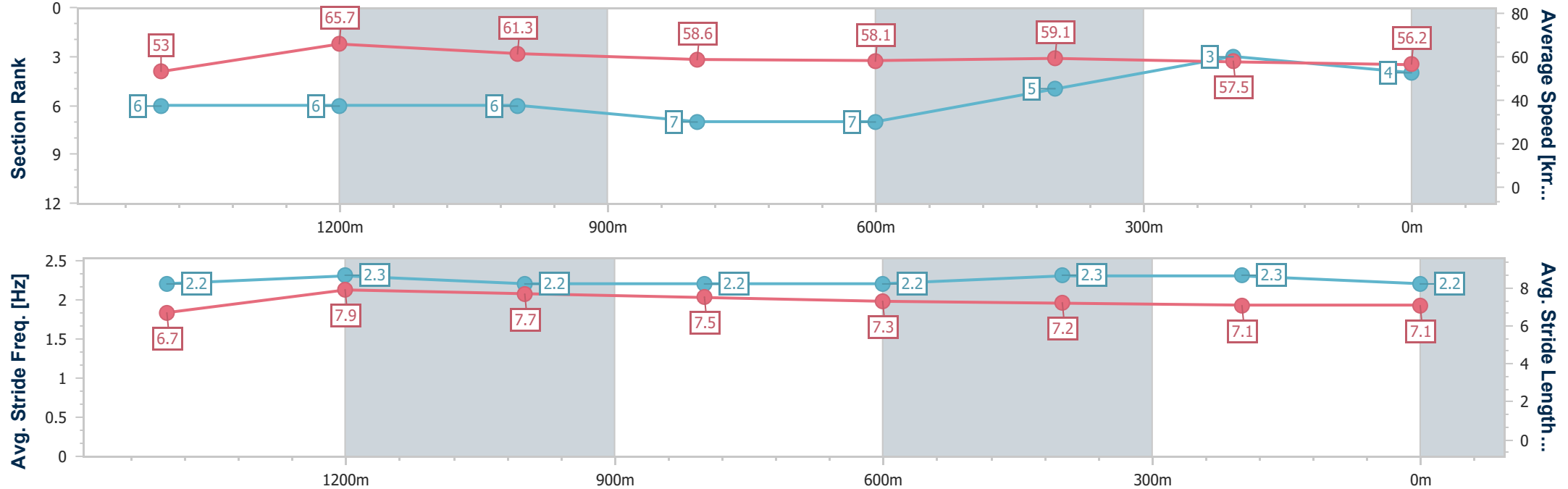


Toowoomba QLD Professional
Race 4: KENNARDS HIRE Class 1 Handicap - 1625m



13 July 2024 - 18:49
Track Rating: Soft 5, Weather: Fine, Rail Position: +1m Entire

Section	Overall	1400m	1200m	1000m	800m	600m	400m	200m					
Section Times	1:41.04 [4] (0:15.39)	1:25.65 [6] (0:11.14)	1:14.51 [6] (0:11.77)	1:02.74 [6] (0:12.42)	0:50.32 [7] (0:12.49)	0:37.83 [7] (0:12.33)	0:25.50 [5] (0:12.68)	0:12.82 [3] (0:12.82)					
Average Speed [km/h]	53.0	65.7	61.3	58.6	58.1	59.1	57.5	56.2					
Top Speed [km/h]	67.5	67.6	64.3	59.8	59.7	60.6	58.5	57.1					
Avg. Dist. to Rail [m]	5.5	3.0	2.9	2.6	2.9	2.2	3.1	2.7					
Avg. Stride Freq. [Hz]	2.2	2.3	2.2	2.2	2.2	2.3	2.3	2.2					
Avg. Stride Length [m]	6.7	7.9	7.7	7.5	7.3	7.2	7.1	7.1					





Horse/Jockey Name	Maple Door
Final Rank	5
Fastest Section Time (Section)	0:11.41 (1400m)
Top Speed [km/h] (Section)	68.6 (Overall)
Race State	Finished

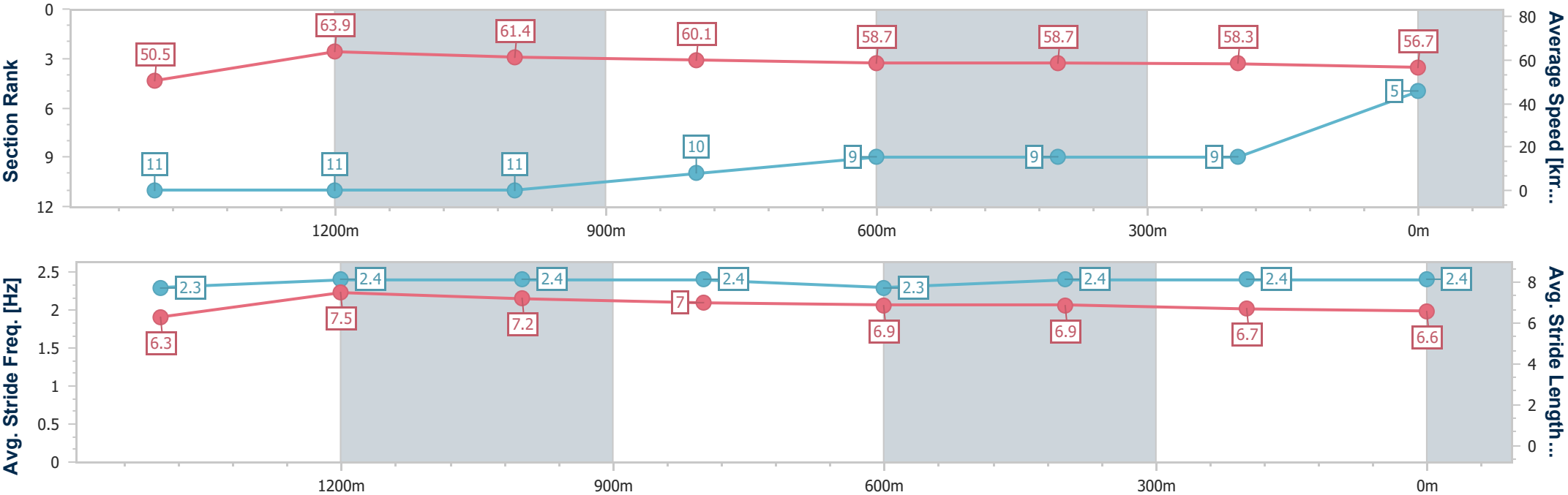


Toowoomba QLD Professional
Race 4: KENNARDS HIRE Class 1 Handicap - 1625m



13 July 2024 - 18:49
Track Rating: Soft 5, Weather: Fine, Rail Position: +1m Entire

Section	Overall	1400m	1200m	1000m	800m	600m	400m	200m					
Section Times	1:41.34 [5] (0:16.16)	1:25.18 [11] (0:11.41)	1:13.77 [11] (0:11.78)	1:01.99 [11] (0:12.04)	0:49.95 [10] (0:12.36)	0:37.59 [9] (0:12.44)	0:25.15 [9] (0:12.50)	0:12.65 [9] (0:12.65)					
Average Speed [km/h]	50.5	63.9	61.4	60.1	58.7	58.7	58.3	56.7					
Top Speed [km/h]	68.6	66.5	62.3	61.8	60.0	60.7	59.1	59.1					
Avg. Dist. to Rail [m]	7.1	2.4	1.6	1.1	2.6	2.9	3.5	4.2					
Avg. Stride Freq. [Hz]	2.3	2.4	2.4	2.4	2.3	2.4	2.4	2.4					
Avg. Stride Length [m]	6.3	7.5	7.2	7.0	6.9	6.9	6.7	6.6					





Horse/Jockey Name	Buin Road
Final Rank	6
Fastest Section Time (Section)	0:10.98 (1400m)
Top Speed [km/h] (Section)	69.8 (Overall)
Race State	Finished

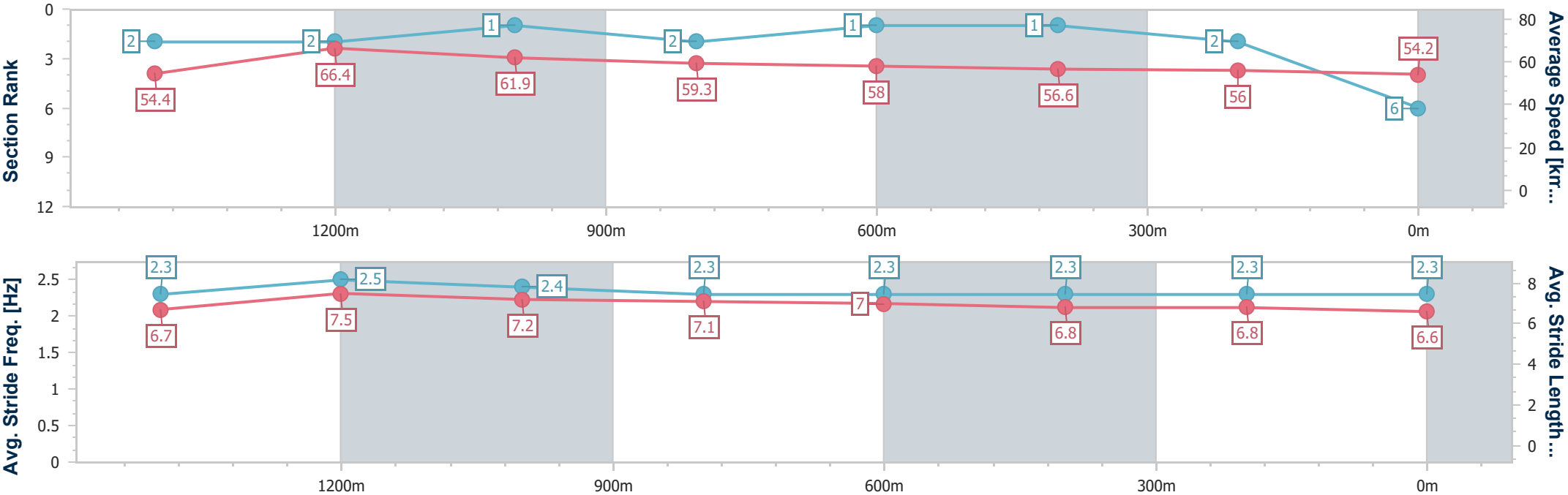


Toowoomba QLD Professional
Race 4: KENNARDS HIRE Class 1 Handicap - 1625m



13 July 2024 - 18:49
Track Rating: Soft 5, Weather: Fine, Rail Position: +1m Entire

Section	Overall	1400m	1200m	1000m	800m	600m	400m	200m					
Section Times	1:41.47 [6] (0:15.02)	1:26.45 [2] (0:10.98)	1:15.47 [2] (0:11.62)	1:03.85 [1] (0:12.32)	0:51.53 [2] (0:12.54)	0:38.99 [1] (0:12.76)	0:26.23 [1] (0:12.96)	0:13.27 [2] (0:13.27)					
Average Speed [km/h]	54.4	66.4	61.9	59.3	58.0	56.6	56.0	54.2					
Top Speed [km/h]	69.8	69.4	63.9	60.2	58.5	57.9	56.6	56.0					
Avg. Dist. to Rail [m]	5.6	2.3	2.5	3.4	2.6	1.1	1.2	0.6					
Avg. Stride Freq. [Hz]	2.3	2.5	2.4	2.3	2.3	2.3	2.3	2.3					
Avg. Stride Length [m]	6.7	7.5	7.2	7.1	7.0	6.8	6.8	6.6					





Horse/Jockey Name	I'm A Tiny Dancer
Final Rank	7
Fastest Section Time (Section)	0:11.29 (1400m)
Top Speed [km/h] (Section)	67.4 (Overall)
Race State	Finished



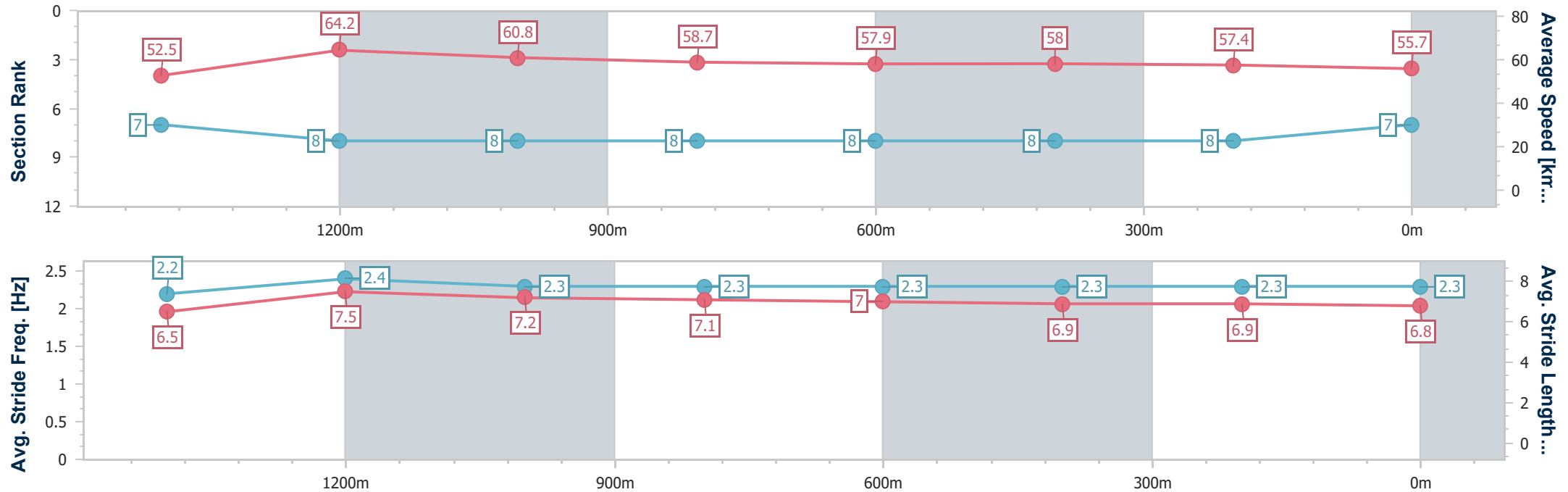
Toowoomba QLD Professional
Race 4: KENNARDS HIRE Class 1 Handicap - 1625m



13 July 2024 - 18:49

Track Rating: Soft 5, Weather: Fine, Rail Position: +1m Entire

Section	Overall	1400m	1200m	1000m	800m	600m	400m	200m					
Section Times	1:41.56 [7] (0:15.43)	1:26.13 [7] (0:11.29)	1:14.84 [8] (0:11.86)	1:02.98 [8] (0:12.34)	0:50.64 [8] (0:12.54)	0:38.10 [8] (0:12.59)	0:25.51 [8] (0:12.61)	0:12.90 [8] (0:12.90)					
Average Speed [km/h]	52.5	64.2	60.8	58.7	57.9	58.0	57.4	55.7					
Top Speed [km/h]	67.4	66.8	63.3	60.1	60.0	59.2	58.7	57.8					
Avg. Dist. to Rail [m]	2.8	1.0	2.4	1.6	2.8	2.8	2.6	2.8					
Avg. Stride Freq. [Hz]	2.2	2.4	2.3	2.3	2.3	2.3	2.3	2.3					
Avg. Stride Length [m]	6.5	7.5	7.2	7.1	7.0	6.9	6.9	6.8					





Horse/Jockey Name	Everlast
Final Rank	8
Fastest Section Time (Section)	0:10.90 (1400m)
Top Speed [km/h] (Section)	68.6 (1400m)
Race State	Finished



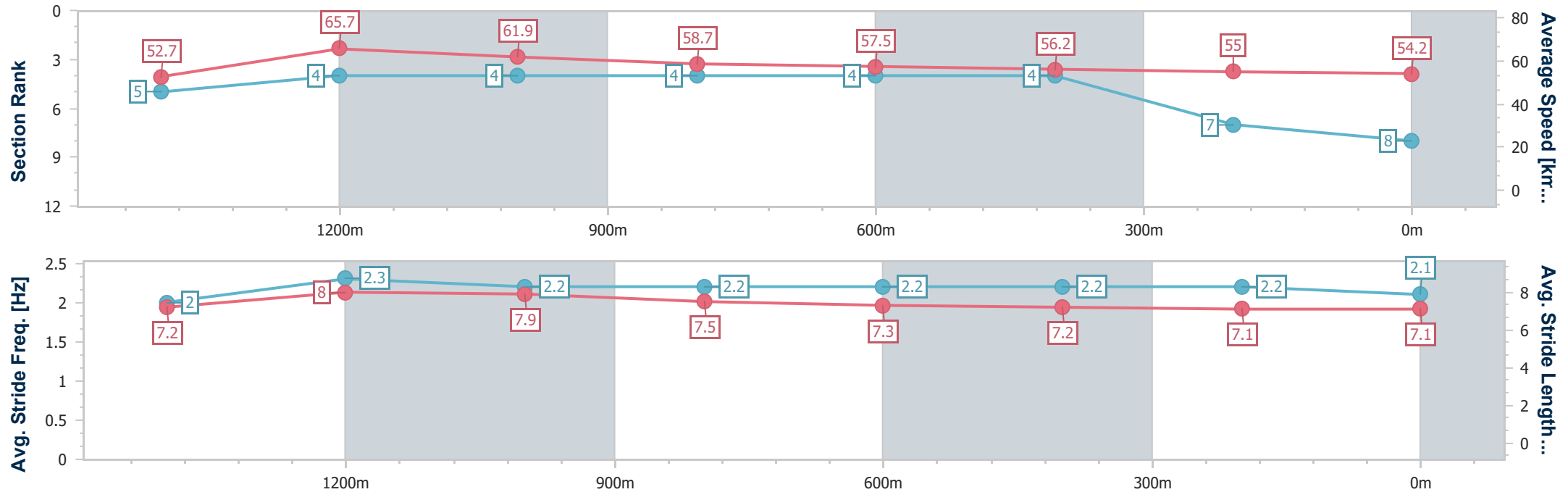
Toowoomba QLD Professional
Race 4: KENNARDS HIRE Class 1 Handicap - 1625m



13 July 2024 - 18:49

Track Rating: Soft 5, Weather: Fine, Rail Position: +1m Entire

Section	Overall	1400m	1200m	1000m	800m	600m	400m	200m					
Section Times	1:41.89 [8] (0:15.35)	1:26.54 [5] (0:10.90)	1:15.64 [4] (0:11.68)	1:03.96 [4] (0:12.28)	0:51.68 [4] (0:12.50)	0:39.18 [4] (0:12.82)	0:26.36 [4] (0:13.11)	0:13.25 [7] (0:13.25)					
Average Speed [km/h]	52.7	65.7	61.9	58.7	57.5	56.2	55.0	54.2					
Top Speed [km/h]	68.6	68.6	64.8	60.6	58.7	57.8	55.7	54.9					
Avg. Dist. to Rail [m]	2.8	1.0	0.7	0.4	0.8	0.8	0.5	1.2					
Avg. Stride Freq. [Hz]	2.0	2.3	2.2	2.2	2.2	2.2	2.2	2.1					
Avg. Stride Length [m]	7.2	8.0	7.9	7.5	7.3	7.2	7.1	7.1					





Horse/Jockey Name	Madalsa
Final Rank	9
Fastest Section Time (Section)	0:11.03 (1400m)
Top Speed [km/h] (Section)	68.4 (Overall)
Race State	Finished



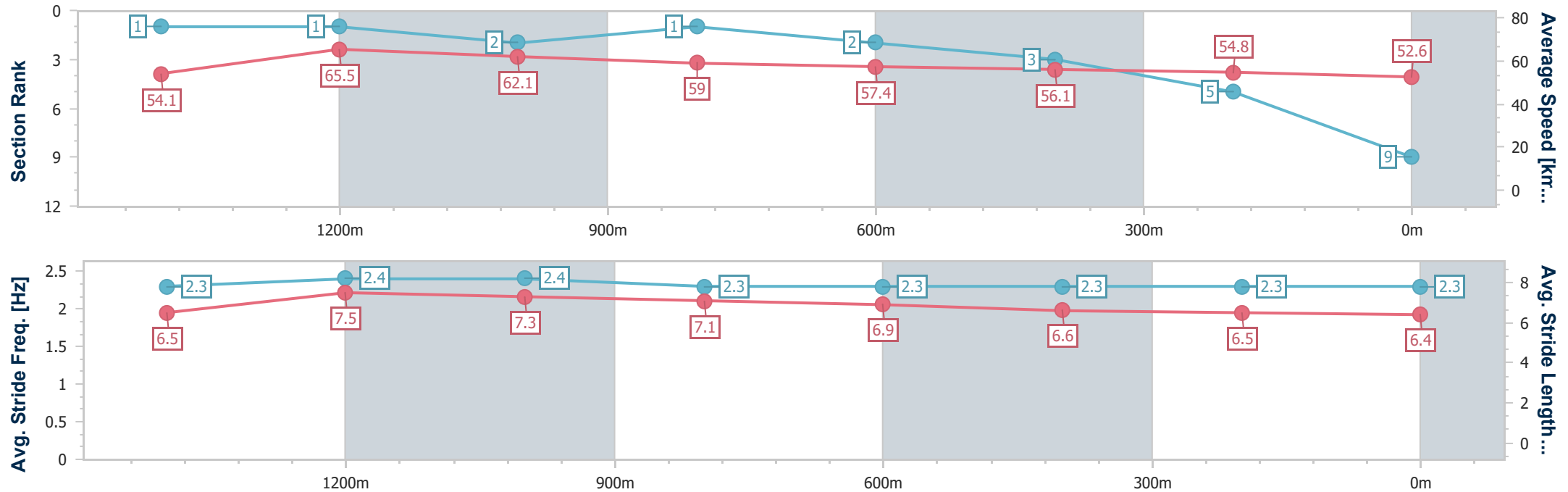
Toowoomba QLD Professional
Race 4: KENNARDS HIRE Class 1 Handicap - 1625m



13 July 2024 - 18:49

Track Rating: Soft 5, Weather: Fine, Rail Position: +1m Entire

Section	Overall	1400m	1200m	1000m	800m	600m	400m	200m					
Section Times	1:42.11 [9] (0:14.95)	1:27.16 [1] (0:11.03)	1:16.13 [1] (0:11.65)	1:04.48 [2] (0:12.26)	0:52.22 [1] (0:12.59)	0:39.63 [2] (0:12.84)	0:26.79 [3] (0:13.11)	0:13.68 [5] (0:13.68)					
Average Speed [km/h]	54.1	65.5	62.1	59.0	57.4	56.1	54.8	52.6					
Top Speed [km/h]	68.4	67.6	64.2	60.3	58.3	56.9	56.3	54.1					
Avg. Dist. to Rail [m]	2.6	0.5	1.5	1.8	1.4	0.6	0.4	1.3					
Avg. Stride Freq. [Hz]	2.3	2.4	2.4	2.3	2.3	2.3	2.3	2.3					
Avg. Stride Length [m]	6.5	7.5	7.3	7.1	6.9	6.6	6.5	6.4					





Horse/Jockey Name	Cygnnet River
Final Rank	10
Fastest Section Time (Section)	0:11.48 (1400m)
Top Speed [km/h] (Section)	66.0 (Overall)
Race State	Finished

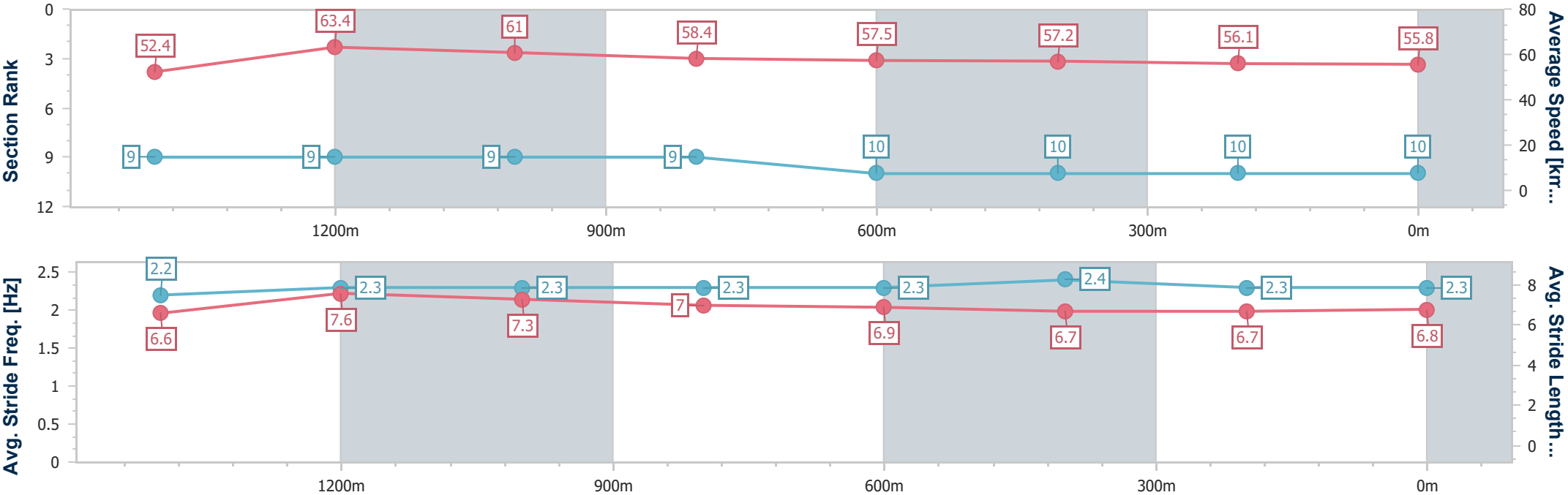


Toowoomba QLD Professional
Race 4: KENNARDS HIRE Class 1 Handicap - 1625m



13 July 2024 - 18:49
Track Rating: Soft 5, Weather: Fine, Rail Position: +1m Entire

Section	Overall	1400m	1200m	1000m	800m	600m	400m	200m					
Section Times	1:42.20 [10] (0:15.63)	1:26.57 [9] (0:11.48)	1:15.09 [9] (0:11.85)	1:03.24 [9] (0:12.35)	0:50.89 [9] (0:12.59)	0:38.30 [10] (0:12.58)	0:25.72 [10] (0:12.81)	0:12.91 [10] (0:12.91)					
Average Speed [km/h]	52.4	63.4	61.0	58.4	57.5	57.2	56.1	55.8					
Top Speed [km/h]	66.0	64.9	62.9	59.4	59.3	58.4	56.8	56.6					
Avg. Dist. to Rail [m]	6.8	2.4	2.1	0.4	1.4	0.6	0.4	1.9					
Avg. Stride Freq. [Hz]	2.2	2.3	2.3	2.3	2.3	2.4	2.3	2.3					
Avg. Stride Length [m]	6.6	7.6	7.3	7.0	6.9	6.7	6.7	6.8					





Horse/Jockey Name	Wind Rush Farm
Final Rank	11
Fastest Section Time (Section)	0:11.38 (1400m)
Top Speed [km/h] (Section)	66.6 (Overall)
Race State	Finished

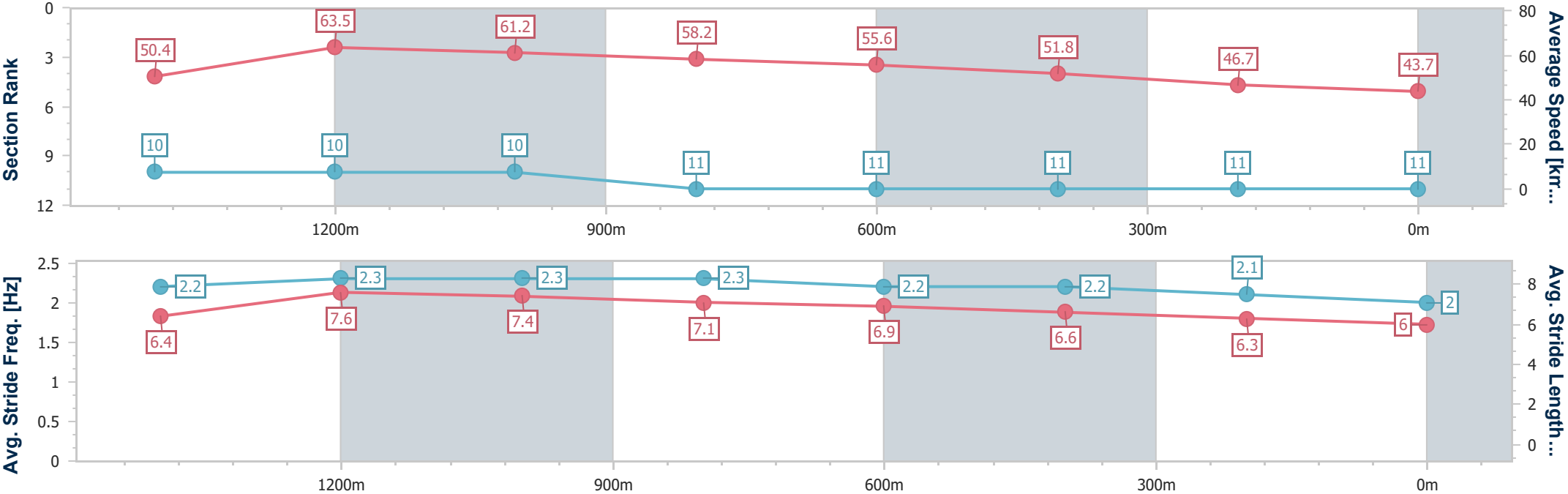


Toowoomba QLD Professional
Race 4: KENNARDS HIRE Class 1 Handicap - 1625m



13 July 2024 - 18:49
Track Rating: Soft 5, Weather: Fine, Rail Position: +1m Entire

Section	Overall	1400m	1200m	1000m	800m	600m	400m	200m					
Section Times	1:50.92 [11] (0:16.13)	1:34.79 [10] (0:11.38)	1:23.41 [10] (0:11.78)	1:11.63 [10] (0:12.41)	0:59.22 [11] (0:13.07)	0:46.15 [11] (0:14.17)	0:31.98 [11] (0:15.57)	0:16.41 [11] (0:16.41)					
Average Speed [km/h]	50.4	63.5	61.2	58.2	55.6	51.8	46.7	43.7					
Top Speed [km/h]	66.6	66.2	62.6	60.6	56.2	56.2	47.5	46.4					
Avg. Dist. to Rail [m]	2.5	0.6	0.6	1.0	2.6	4.2	1.7	0.3					
Avg. Stride Freq. [Hz]	2.2	2.3	2.3	2.3	2.2	2.2	2.1	2.0					
Avg. Stride Length [m]	6.4	7.6	7.4	7.1	6.9	6.6	6.3	6.0					





Toowoomba QLD Professional

Race 5: HIGHFIELDS BUILDER BENCHMARK 60 Handicap - 870m

13 July 2024 - 19:26



Track Rating: Soft 5, Weather: Fine, Rail Position: +1m Entire

Section						Overall	800m	600m	400m	200m	Last 600m				
Field Times						0:51.89 (0:06.11)	0:45.78 (0:10.88)	0:34.90 (0:11.14)	0:23.76 (0:11.61)	0:12.15 (0:12.15)	0:34.90				
Rank	TAB	Horse/Jockey	Barrier	Top Speed [km/h]	Fastest Section								Margin	Distance Travelled [m]	
1	4	UCHI	6	68.9	0:06.30	0:51.89 [1]	0:45.59 [6]	0:34.89 [2]	0:23.76 [1]	0:12.15 [1]	0:51.89	0:34.89			
		Dylan Bennett		800m	Overall	(0:06.30)	(0:10.70)	(0:11.13)	(0:11.61)	(0:12.15)					
2	7	SO EXTRA	2	67.3	0:06.36	0:51.97 [2]	0:45.61 [9]	0:34.67 [8]	0:23.61 [5]	0:12.03 [5]	0.4L	0:34.67 -7			
		Stacey Callow		800m	Overall	(0:06.36)	(0:10.94)	(0:11.06)	(0:11.58)	(0:12.03)					
3	8	ON THE TARGET	4	69.4	0:06.15	0:51.99 [3]	0:45.84 [3]	0:35.00 [1]	0:23.79 [3]	0:12.07 [3]	0.5L	0:35.00 -2			
		Georgina Cartwright		600m	Overall	(0:06.15)	(0:10.84)	(0:11.21)	(0:11.72)	(0:12.07)					
4	10	MY ONE	1	66.7	0:06.25	0:52.11 [4]	0:45.86 [4]	0:34.62 [10]	0:23.36 [10]	0:11.98 [8]	1L	0:34.62 -4			
		Wayne O'Connell		800m	Overall	(0:06.25)	(0:11.24)	(0:11.26)	(0:11.38)	(0:11.98)					
5	11	MR EVANS	7	68.8	0:06.11	0:52.16 [5]	0:46.05 [1]	0:35.12 [3]	0:23.91 [4]	0:12.39 [2]	1.2L	0:35.12 +2			
		Alisha Donald		800m	Overall	(0:06.11)	(0:10.93)	(0:11.21)	(0:11.52)	(0:12.39)					
6	3	SZABO	8	68.8	0:06.28	0:52.22 [6]	0:45.94 [5]	0:34.98 [7]	0:23.84 [6]	0:12.27 [6]	1.5L	0:34.98 +1			
		Luke Tarrant		800m	Overall	(0:06.28)	(0:10.96)	(0:11.14)	(0:11.57)	(0:12.27)					
7	5	PULL THE TAIL	3	69.3	0:06.32	0:52.41 [7]	0:46.09 [8]	0:35.36 [5]	0:24.23 [2]	0:12.47 [4]	2.5L	0:35.36 -7			
		Shania Willis		800m	Overall	(0:06.32)	(0:10.73)	(0:11.13)	(0:11.76)	(0:12.47)					
8	2	PALAZZO SPIRIT	5	67.9	0:06.30	0:52.42 [8]	0:46.12 [7]	0:35.09 [9]	0:24.01 [7]	0:12.37 [7]	2.6L	0:35.09 -3			
		Olivia Webb		600m	Overall	(0:06.30)	(0:11.03)	(0:11.08)	(0:11.64)	(0:12.37)					
9	1	SUNIKI	11	67.2	0:06.13	0:52.83 [9]	0:46.70 [2]	0:35.60 [6]	0:24.21 [9]	0:12.47 [9]	4.9L	0:35.60 +4			
		Dan McGillivray		800m	Overall	(0:06.13)	(0:11.10)	(0:11.39)	(0:11.74)	(0:12.47)					
10	6	RUNAROUND SUE	9	71.3	0:06.48	0:54.19 [10]	0:47.71 [10]	0:37.15 [4]	0:25.69 [8]	0:13.32 [10]	12.7L	0:37.15 +6			
		Landan Sykes		800m	Overall	(0:06.48)	(0:10.56)	(0:11.46)	(0:12.37)	(0:13.32)					

Scratched: Prince Of Marakesh (#9)

Report Created: Sat 13 July 2024 19:52 GMT+10

(Note: Timing is based on position data)

Page 1/11

[] Ranking at each section and finish
-:-:- No data available at this section
NA No data available

SCN Saddle cloth number
DNF Did not finish
DNT Did not track

data processed by  TRIPLESDATA



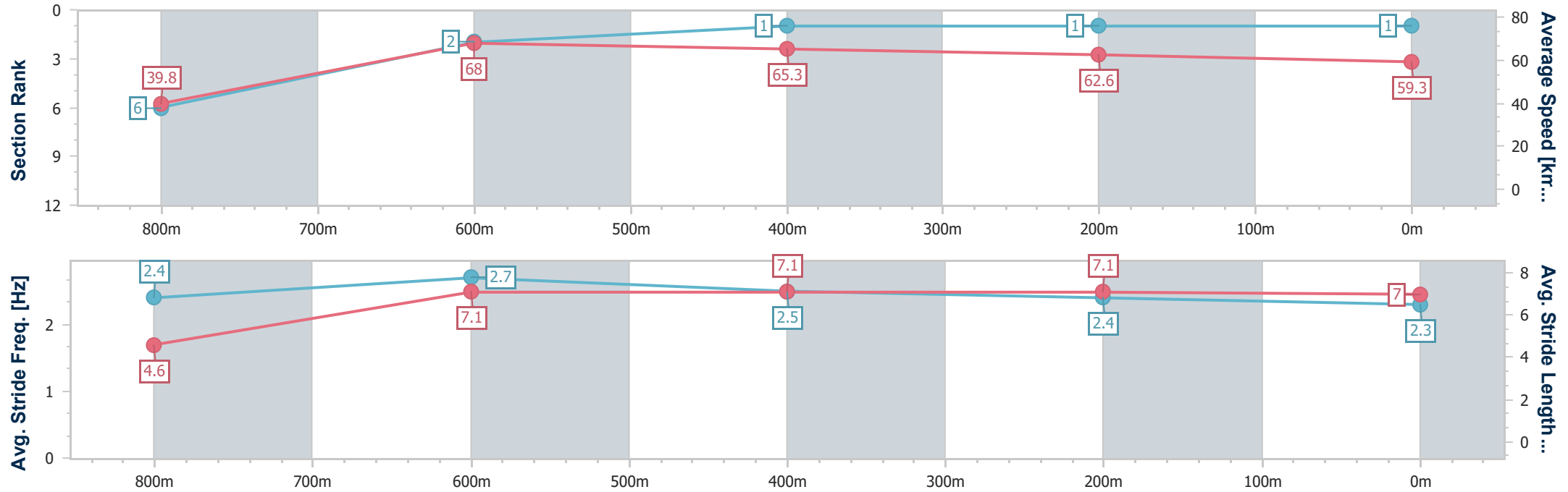
Horse/Jockey Name	Uchi
Final Rank	1
Fastest Section Time (Section)	0:06.30 (Overall)
Top Speed [km/h] (Section)	68.9 (800m)
Race State	Finished



Toowoomba QLD Professional
Race 5: HIGHFIELDS BUILDER BENCHMARK 60 Handicap - 870m
13 July 2024 - 19:26
Track Rating: Soft 5, Weather: Fine, Rail Position: +1m Entire



Section	Overall	800m	600m	400m	200m														
Section Times	0:51.89 [1] (0:06.30)	0:45.59 [6] (0:10.70)	0:34.89 [2] (0:11.13)	0:23.76 [1] (0:11.61)	0:12.15 [1] (0:12.15)														
Average Speed [km/h]	39.8	68.0	65.3	62.6	59.3														
Top Speed [km/h]	64.1	68.9	67.9	63.7	62.2														
Avg. Dist. to Rail [m]	2.7	3.0	2.4	2.3	2.3														
Avg. Stride Freq. [Hz]	2.4	2.7	2.5	2.4	2.3														
Avg. Stride Length [m]	4.6	7.1	7.1	7.1	7.0														





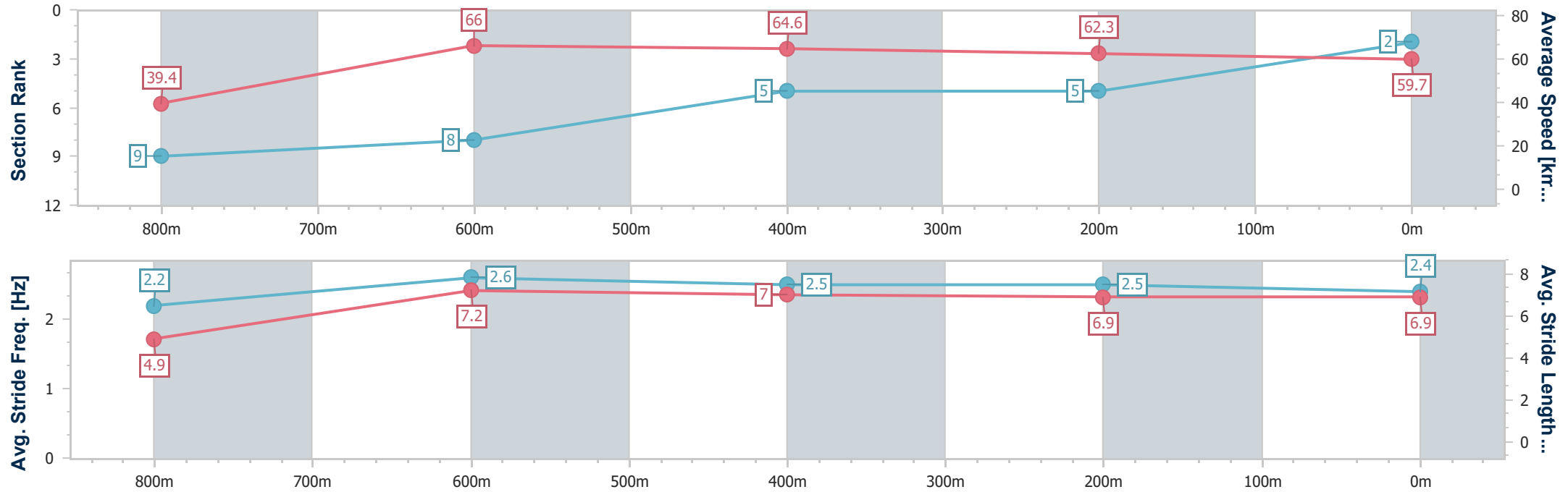
Horse/Jockey Name	So Extra
Final Rank	2
Fastest Section Time (Section)	0:06.36 (Overall)
Top Speed [km/h] (Section)	67.3 (800m)
Race State	Finished



Toowoomba QLD Professional
Race 5: HIGHFIELDS BUILDER BENCHMARK 60 Handicap - 870m
13 July 2024 - 19:26
Track Rating: Soft 5, Weather: Fine, Rail Position: +1m Entire



Section	Overall	800m	600m	400m	200m														
Section Times	0:51.97 [2] (0:06.36)	0:45.61 [9] (0:10.94)	0:34.67 [8] (0:11.06)	0:23.61 [5] (0:11.58)	0:12.03 [5] (0:12.03)														
Average Speed [km/h]	39.4	66.0	64.6	62.3	59.7														
Top Speed [km/h]	62.2	67.3	66.1	64.1	61.8														
Avg. Dist. to Rail [m]	0.7	0.6	0.6	0.4	0.6														
Avg. Stride Freq. [Hz]	2.2	2.6	2.5	2.5	2.4														
Avg. Stride Length [m]	4.9	7.2	7.0	6.9	6.9														





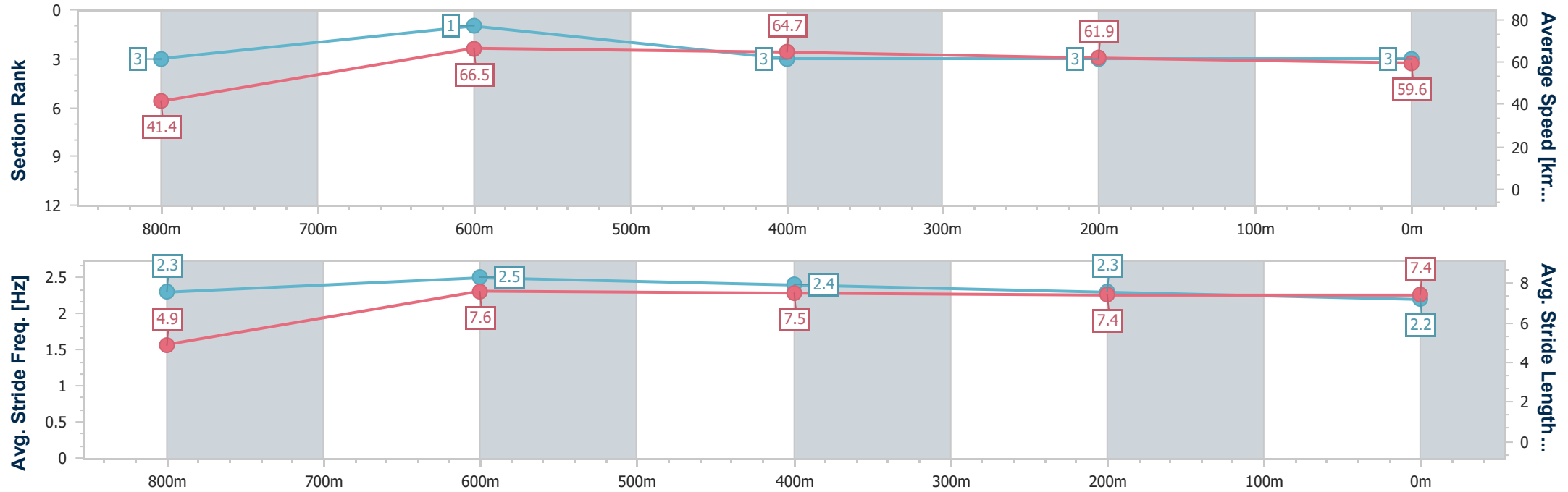
Horse/Jockey Name	On The Target
Final Rank	3
Fastest Section Time (Section)	0:06.15 (Overall)
Top Speed [km/h] (Section)	69.4 (600m)
Race State	Finished



Toowoomba QLD Professional
Race 5: HIGHFIELDS BUILDER BENCHMARK 60 Handicap - 870m
13 July 2024 - 19:26
Track Rating: Soft 5, Weather: Fine, Rail Position: +1m Entire



Section	Overall	800m	600m	400m	200m										
Section Times	0:51.99 [3] (0:06.15)	0:45.84 [3] (0:10.84)	0:35.00 [1] (0:11.21)	0:23.79 [3] (0:11.72)	0:12.07 [3] (0:12.07)										
Average Speed [km/h]	41.4	66.5	64.7	61.9	59.6										
Top Speed [km/h]	63.6	69.3	69.4	62.8	61.2										
Avg. Dist. to Rail [m]	1.6	1.7	1.9	1.1	0.7										
Avg. Stride Freq. [Hz]	2.3	2.5	2.4	2.3	2.2										
Avg. Stride Length [m]	4.9	7.6	7.5	7.4	7.4										





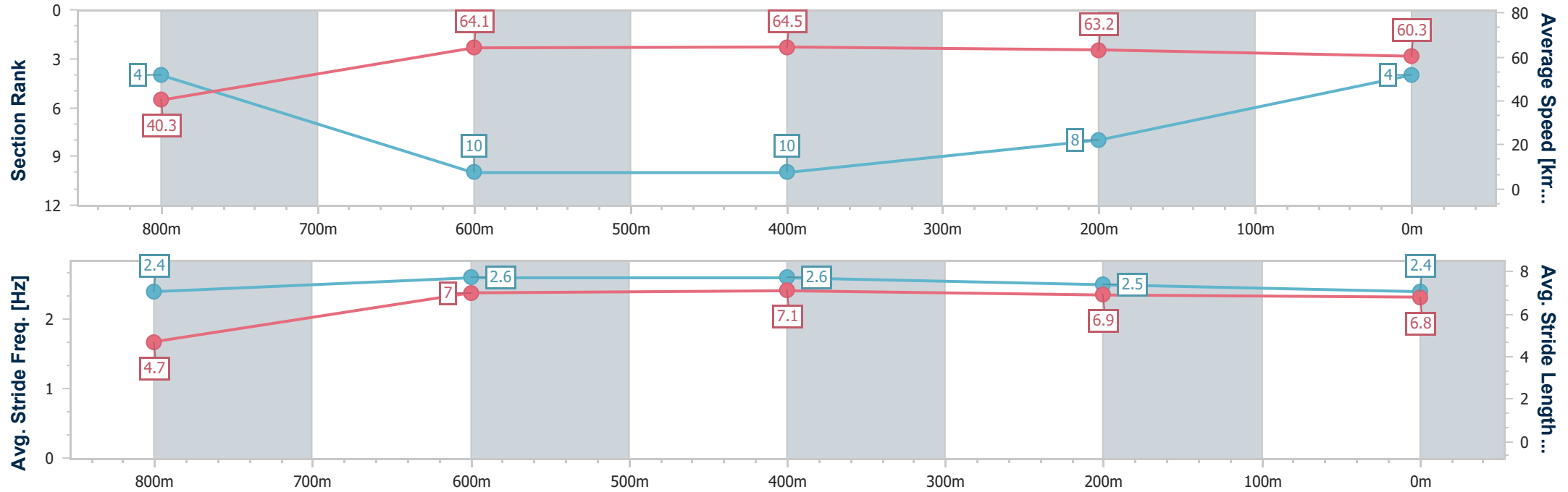
Horse/Jockey Name	My One
Final Rank	4
Fastest Section Time (Section)	0:06.25 (Overall)
Top Speed [km/h] (Section)	66.7 (800m)
Race State	Finished



Toowoomba QLD Professional
Race 5: HIGHFIELDS BUILDER BENCHMARK 60 Handicap - 870m
13 July 2024 - 19:26
Track Rating: Soft 5, Weather: Fine, Rail Position: +1m Entire



Section	Overall	800m	600m	400m	200m															
Section Times	0:52.11 [4] (0:06.25)	0:45.86 [4] (0:11.24)	0:34.62 [10] (0:11.26)	0:23.36 [10] (0:11.38)	0:11.98 [8] (0:11.98)															
Average Speed [km/h]	40.3	64.1	64.5	63.2	60.3															
Top Speed [km/h]	59.6	66.7	66.3	64.3	62.4															
Avg. Dist. to Rail [m]	0.7	1.1	1.3	0.4	0.7															
Avg. Stride Freq. [Hz]	2.4	2.6	2.6	2.5	2.4															
Avg. Stride Length [m]	4.7	7.0	7.1	6.9	6.8															





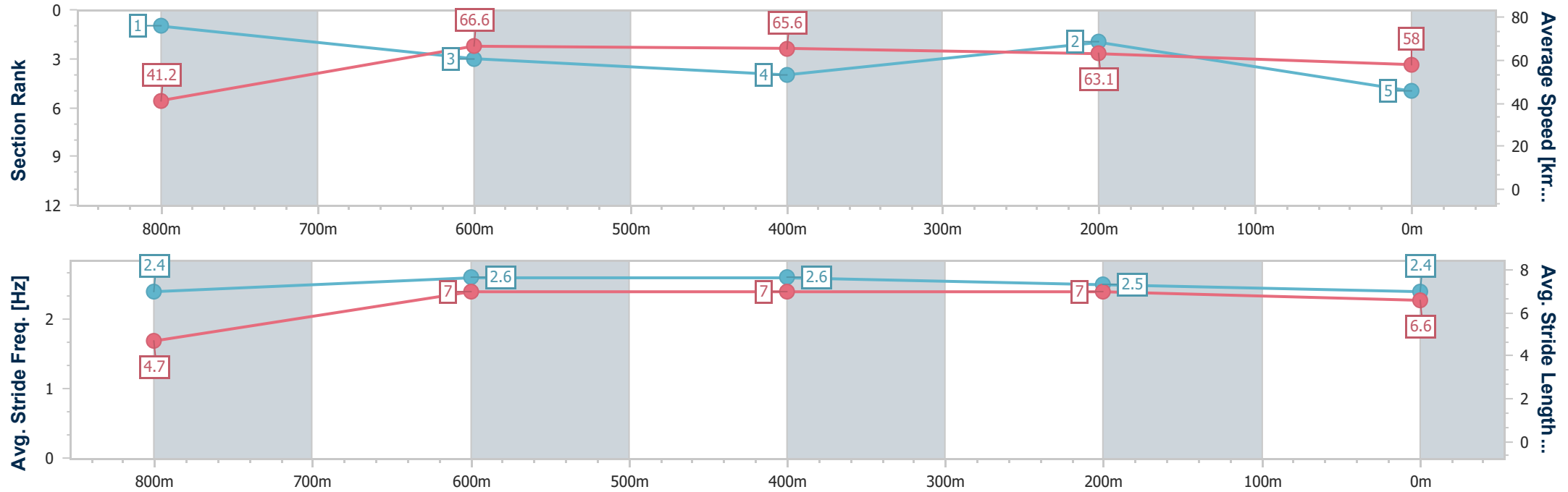
Horse/Jockey Name	Mr Evans
Final Rank	5
Fastest Section Time (Section)	0:06.11 (Overall)
Top Speed [km/h] (Section)	68.8 (800m)
Race State	Finished



Toowoomba QLD Professional
Race 5: HIGHFIELDS BUILDER BENCHMARK 60 Handicap - 870m
13 July 2024 - 19:26
Track Rating: Soft 5, Weather: Fine, Rail Position: +1m Entire



Section	Overall	800m	600m	400m	200m										
Section Times	0:52.16 [5] (0:06.11)	0:46.05 [1] (0:10.93)	0:35.12 [3] (0:11.21)	0:23.91 [4] (0:11.52)	0:12.39 [2] (0:12.39)										
Average Speed [km/h]	41.2	66.6	65.6	63.1	58.0										
Top Speed [km/h]	61.3	68.8	68.7	65.0	60.9										
Avg. Dist. to Rail [m]	5.5	5.1	4.1	3.0	3.1										
Avg. Stride Freq. [Hz]	2.4	2.6	2.6	2.5	2.4										
Avg. Stride Length [m]	4.7	7.0	7.0	7.0	6.6										





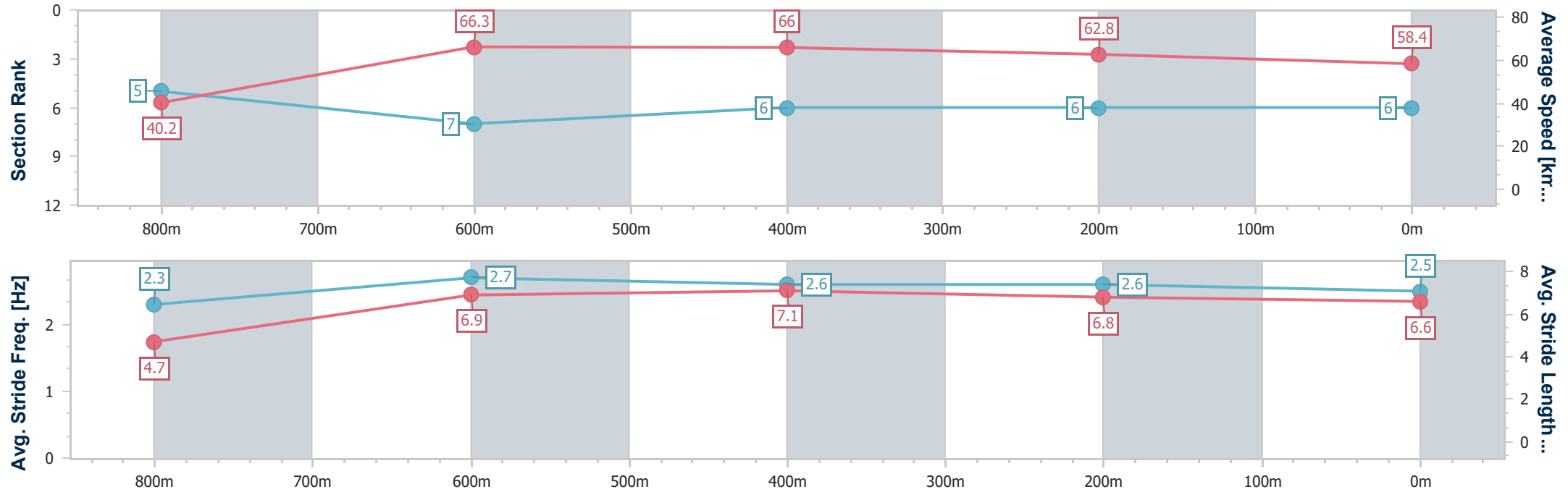
Horse/Jockey Name	Szabo
Final Rank	6
Fastest Section Time (Section)	0:06.28 (Overall)
Top Speed [km/h] (Section)	68.8 (800m)
Race State	Finished



Toowoomba QLD Professional
Race 5: HIGHFIELDS BUILDER BENCHMARK 60 Handicap - 870m
13 July 2024 - 19:26
Track Rating: Soft 5, Weather: Fine, Rail Position: +1m Entire



Section	Overall	800m	600m	400m	200m														
Section Times	0:52.22 [6] (0:06.28)	0:45.94 [5] (0:10.96)	0:34.98 [7] (0:11.14)	0:23.84 [6] (0:11.57)	0:12.27 [6] (0:12.27)														
Average Speed [km/h]	40.2	66.3	66.0	62.8	58.4														
Top Speed [km/h]	63.1	68.8	68.6	65.1	61.6														
Avg. Dist. to Rail [m]	6.9	5.6	3.5	3.3	4.9														
Avg. Stride Freq. [Hz]	2.3	2.7	2.6	2.6	2.5														
Avg. Stride Length [m]	4.7	6.9	7.1	6.8	6.6														





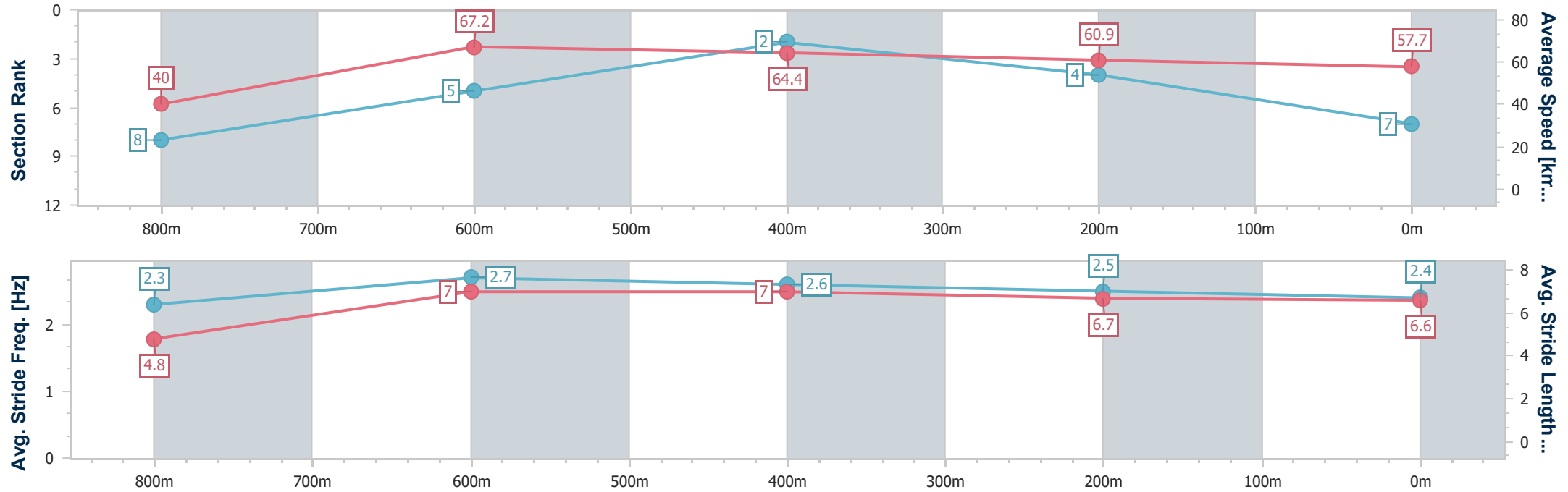
Horse/Jockey Name	Pull The Tail
Final Rank	7
Fastest Section Time (Section)	0:06.32 (Overall)
Top Speed [km/h] (Section)	69.3 (800m)
Race State	Finished



Toowoomba QLD Professional
Race 5: HIGHFIELDS BUILDER BENCHMARK 60 Handicap - 870m
13 July 2024 - 19:26
Track Rating: Soft 5, Weather: Fine, Rail Position: +1m Entire



Section	Overall	800m	600m	400m	200m										
Section Times	0:52.41 [7] (0:06.32)	0:46.09 [8] (0:10.73)	0:35.36 [5] (0:11.13)	0:24.23 [2] (0:11.76)	0:12.47 [4] (0:12.47)										
Average Speed [km/h]	40.0	67.2	64.4	60.9	57.7										
Top Speed [km/h]	62.3	69.3	67.5	62.3	60.3										
Avg. Dist. to Rail [m]	0.9	1.1	0.3	1.2	1.8										
Avg. Stride Freq. [Hz]	2.3	2.7	2.6	2.5	2.4										
Avg. Stride Length [m]	4.8	7.0	7.0	6.7	6.6										





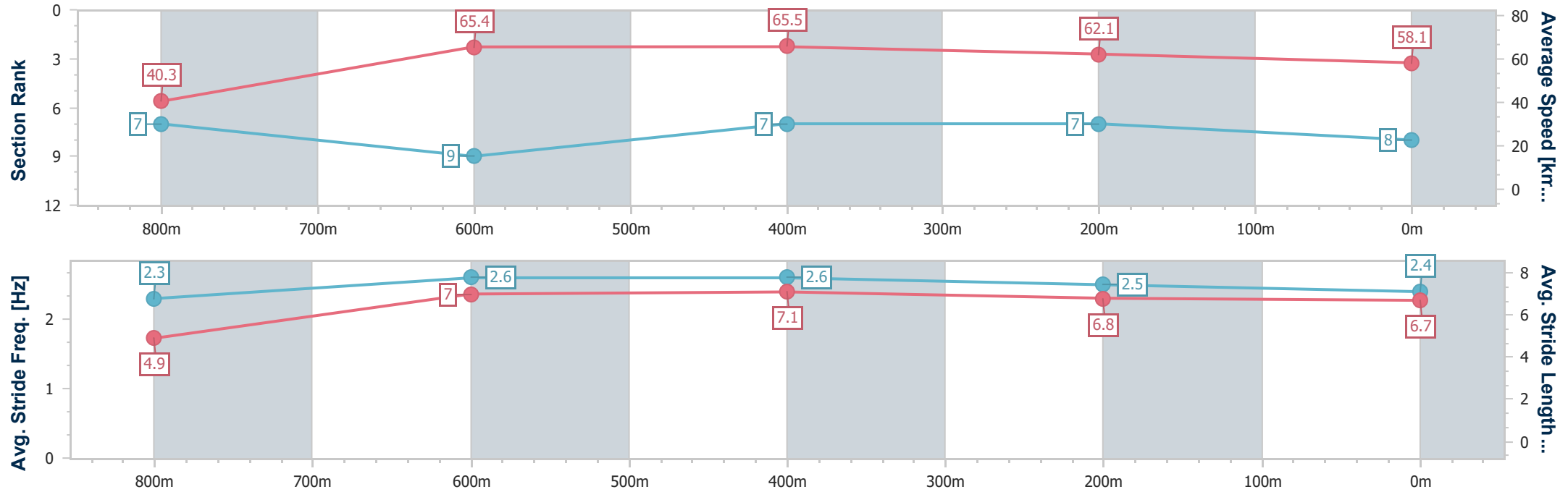
Horse/Jockey Name	Palazzo Spirit
Final Rank	8
Fastest Section Time (Section)	0:06.30 (Overall)
Top Speed [km/h] (Section)	67.9 (600m)
Race State	Finished



Toowoomba QLD Professional
Race 5: HIGHFIELDS BUILDER BENCHMARK 60 Handicap - 870m
13 July 2024 - 19:26
Track Rating: Soft 5, Weather: Fine, Rail Position: +1m Entire



Section	Overall	800m	600m	400m	200m														
Section Times	0:52.42 [8] (0:06.30)	0:46.12 [7] (0:11.03)	0:35.09 [9] (0:11.08)	0:24.01 [7] (0:11.64)	0:12.37 [7] (0:12.37)														
Average Speed [km/h]	40.3	65.4	65.5	62.1	58.1														
Top Speed [km/h]	61.6	67.9	67.9	63.3	62.2														
Avg. Dist. to Rail [m]	2.9	3.1	0.9	1.6	2.1														
Avg. Stride Freq. [Hz]	2.3	2.6	2.6	2.5	2.4														
Avg. Stride Length [m]	4.9	7.0	7.1	6.8	6.7														





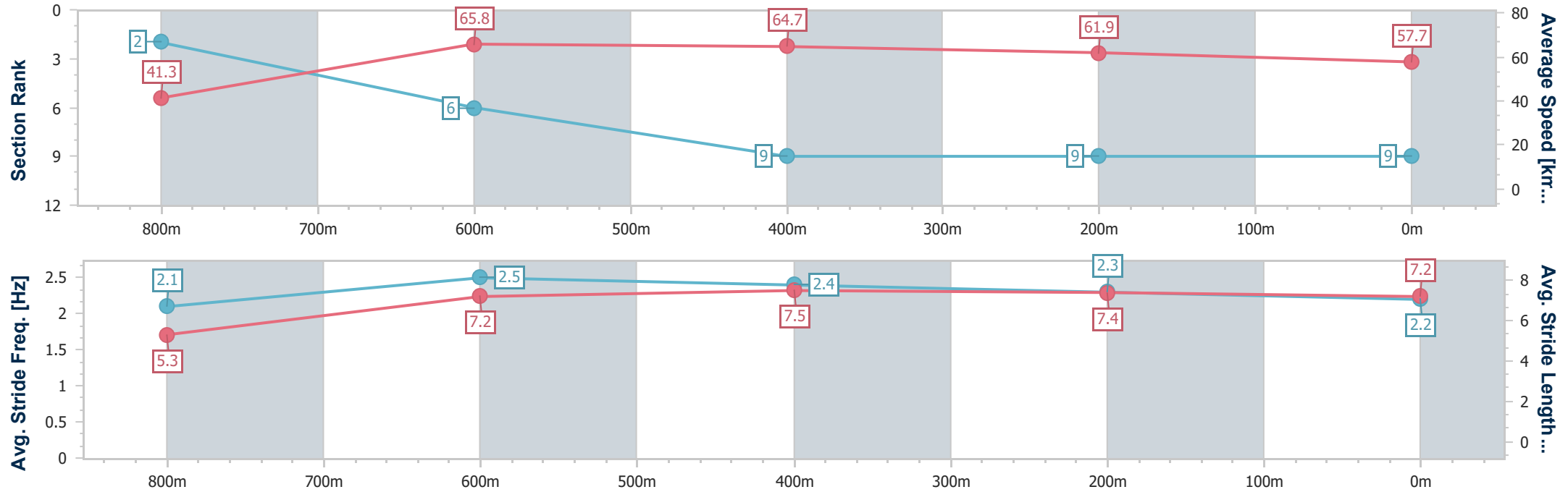
Horse/Jockey Name	Suniki
Final Rank	9
Fastest Section Time (Section)	0:06.13 (Overall)
Top Speed [km/h] (Section)	67.2 (800m)
Race State	Finished



Toowoomba QLD Professional
Race 5: HIGHFIELDS BUILDER BENCHMARK 60 Handicap - 870m
13 July 2024 - 19:26
Track Rating: Soft 5, Weather: Fine, Rail Position: +1m Entire



Section	Overall	800m	600m	400m	200m									
Section Times	0:52.83 [9] (0:06.13)	0:46.70 [2] (0:11.10)	0:35.60 [6] (0:11.39)	0:24.21 [9] (0:11.74)	0:12.47 [9] (0:12.47)									
Average Speed [km/h]	41.3	65.8	64.7	61.9	57.7									
Top Speed [km/h]	62.7	67.2	66.9	63.2	59.8									
Avg. Dist. to Rail [m]	8.1	8.0	4.8	2.4	3.6									
Avg. Stride Freq. [Hz]	2.1	2.5	2.4	2.3	2.2									
Avg. Stride Length [m]	5.3	7.2	7.5	7.4	7.2									





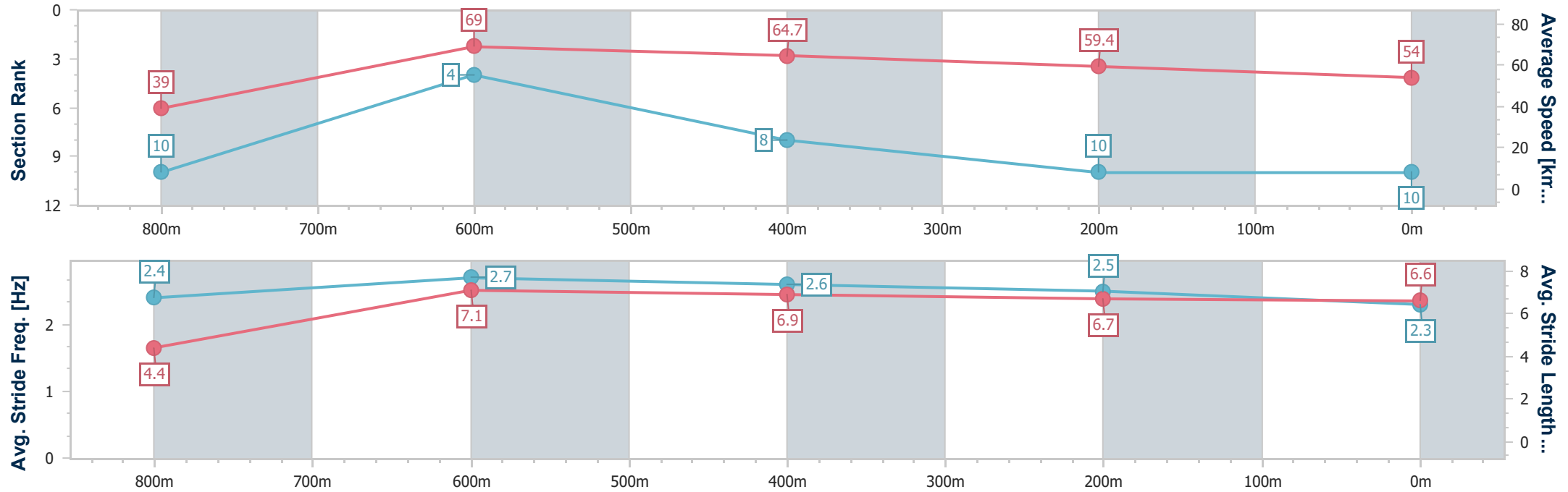
Horse/Jockey Name	Runaround Sue
Final Rank	10
Fastest Section Time (Section)	0:06.48 (Overall)
Top Speed [km/h] (Section)	71.3 (800m)
Race State	Finished



Toowoomba QLD Professional
Race 5: HIGHFIELDS BUILDER BENCHMARK 60 Handicap - 870m
13 July 2024 - 19:26
Track Rating: Soft 5, Weather: Fine, Rail Position: +1m Entire



Section	Overall	800m	600m	400m	200m									
Section Times	0:54.19 [10] (0:06.48)	0:47.71 [10] (0:10.56)	0:37.15 [4] (0:11.46)	0:25.69 [8] (0:12.37)	0:13.32 [10] (0:13.32)									
Average Speed [km/h]	39.0	69.0	64.7	59.4	54.0									
Top Speed [km/h]	64.0	71.3	67.9	62.9	57.2									
Avg. Dist. to Rail [m]	6.5	5.5	6.1	4.7	1.8									
Avg. Stride Freq. [Hz]	2.4	2.7	2.6	2.5	2.3									
Avg. Stride Length [m]	4.4	7.1	6.9	6.7	6.6									





Toowoomba QLD Professional

Race 6: LIVING TURF QTIS Three-Year-Old Maiden Handicap - 870m

13 July 2024 - 19:57



Track Rating: Soft 5, Weather: Fine, Rail Position: +1m Entire

Section						Overall	800m	600m	400m	200m	Last 600m			
Field Times						0:51.17 (0:06.31)	0:44.86 (0:10.63)	0:34.23 (0:11.10)	0:23.13 (0:11.19)	0:11.94 (0:11.94)	0:34.23			
Rank	TAB	Horse/Jockey	Barrier	Top Speed [km/h]	Fastest Section							Margin		
													Distance Travelled [m]	
1	1	MEDALS	6	69.7	0:06.57	0:51.17 [1]	0:44.60 [4]	0:34.09 [3]	0:23.13 [1]	0:11.94 [1]	0:51.17	0:34.09		
		Olivia Webb		800m	Overall	(0:06.57)	(0:10.51)	(0:10.96)	(0:11.19)	(0:11.94)				
2	4	BOONAH FLASHER	2	68.4	0:06.79	0:52.07 [2]	0:45.28 [6]	0:34.65 [4]	0:23.77 [4]	0:12.33 [3]	5.3L	0:34.65	-4	
		Georgina Cartwright		800m	Overall	(0:06.79)	(0:10.63)	(0:10.88)	(0:11.44)	(0:12.33)				
3	5	MISS SKATING	1	68.8	0:06.31	0:52.16 [3]	0:45.85 [1]	0:35.22 [1]	0:24.09 [2]	0:12.50 [2]	5.8L	0:35.22	+1	
		Dylan Bennett		800m	Overall	(0:06.31)	(0:10.63)	(0:11.13)	(0:11.59)	(0:12.50)				
4	2	MYSTERY POWER	7	68.6	0:06.73	0:52.17 [4]	0:45.44 [5]	0:34.59 [6]	0:23.75 [6]	0:12.31 [4]	5.9L	0:34.59	+3	
		Chris Whiteley		800m	Overall	(0:06.73)	(0:10.85)	(0:10.84)	(0:11.44)	(0:12.31)				
5	3	KEWELL	8	67.6	0:06.53	0:52.37 [5]	0:45.84 [3]	0:34.95 [4]	0:24.02 [5]	0:12.41 [5]	6.9L	0:34.95	+7	
		Wayne O'Connell		800m	Overall	(0:06.53)	(0:10.89)	(0:10.93)	(0:11.61)	(0:12.41)				
6	6	POT POT BOOM	5	66.8	0:06.83	0:52.43 [6]	0:45.60 [7]	0:34.62 [9]	0:23.53 [8]	0:12.13 [7]	7.1L	0:34.62	+3	
		Luke Tarrant		800m	Overall	(0:06.83)	(0:10.98)	(0:11.09)	(0:11.40)	(0:12.13)				
7	7	TOXIC	4	69.6	0:06.46	0:52.83 [7]	0:46.37 [2]	0:35.75 [2]	0:24.58 [3]	0:12.64 [6]	9.4L	0:35.75	+10	
		Stacey Callow		800m	Overall	(0:06.46)	(0:10.62)	(0:11.17)	(0:11.94)	(0:12.64)				
8	10	TEQUILA STEALER	9	69.4	0:06.89	0:52.88 [8]	0:45.99 [10]	0:35.25 [7]	0:24.30 [7]	0:12.48 [8]	9.6L	0:35.25	+10	
		Amy Graham		800m	Overall	(0:06.89)	(0:10.74)	(0:10.95)	(0:11.82)	(0:12.48)				
9	9	SUNSHINE DAISEY	10	68.6	0:06.88	0:54.03 [9]	0:47.15 [9]	0:36.24 [8]	0:24.98 [9]	0:13.12 [9]	16.4L	0:36.24	+6	
		Landan Sykes		800m	Overall	(0:06.88)	(0:10.91)	(0:11.26)	(0:11.86)	(0:13.12)				
10	8	PSYCHEDELIC BEAN	11	63.4	0:06.85	1:01.77 [10]	0:54.92 [8]	0:43.27 [10]	0:30.87 [10]	0:16.57 [10]	27.7L	0:43.27	+4	
		Nozi Tomizawa		800m	Overall	(0:06.85)	(0:11.65)	(0:12.40)	(0:14.30)	(0:16.57)				

Scratched: Bennu (#11)



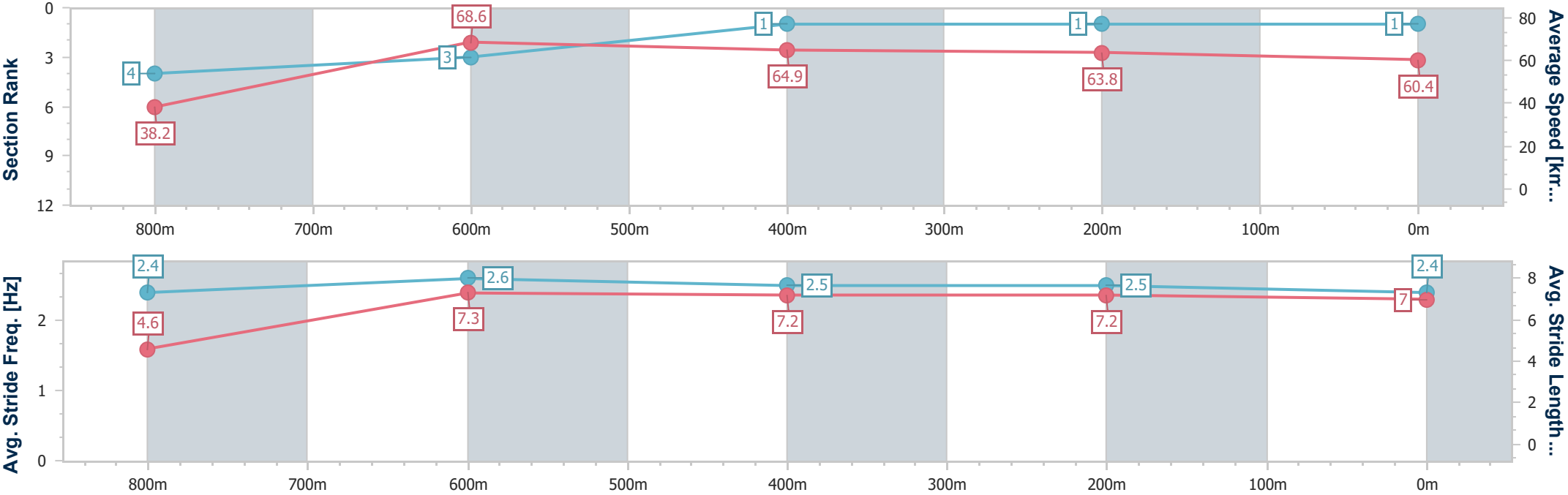
Horse/Jockey Name	Medals
Final Rank	1
Fastest Section Time (Section)	0:06.57 (Overall)
Top Speed [km/h] (Section)	69.7 (800m)
Race State	Finished



Toowoomba QLD Professional
Race 6: LIVING TURF QTIS Three-Year-Old Maiden Handicap - 870m
13 July 2024 - 19:57
Track Rating: Soft 5, Weather: Fine, Rail Position: +1m Entire



Section	Overall	800m	600m	400m	200m														
Section Times	0:51.17 [1] (0:06.57)	0:44.60 [4] (0:10.51)	0:34.09 [3] (0:10.96)	0:23.13 [1] (0:11.19)	0:11.94 [1] (0:11.94)														
Average Speed [km/h]	38.2	68.6	64.9	63.8	60.4														
Top Speed [km/h]	65.7	69.7	67.6	65.0	62.1														
Avg. Dist. to Rail [m]	2.3	1.5	2.1	1.8	0.3														
Avg. Stride Freq. [Hz]	2.4	2.6	2.5	2.5	2.4														
Avg. Stride Length [m]	4.6	7.3	7.2	7.2	7.0														





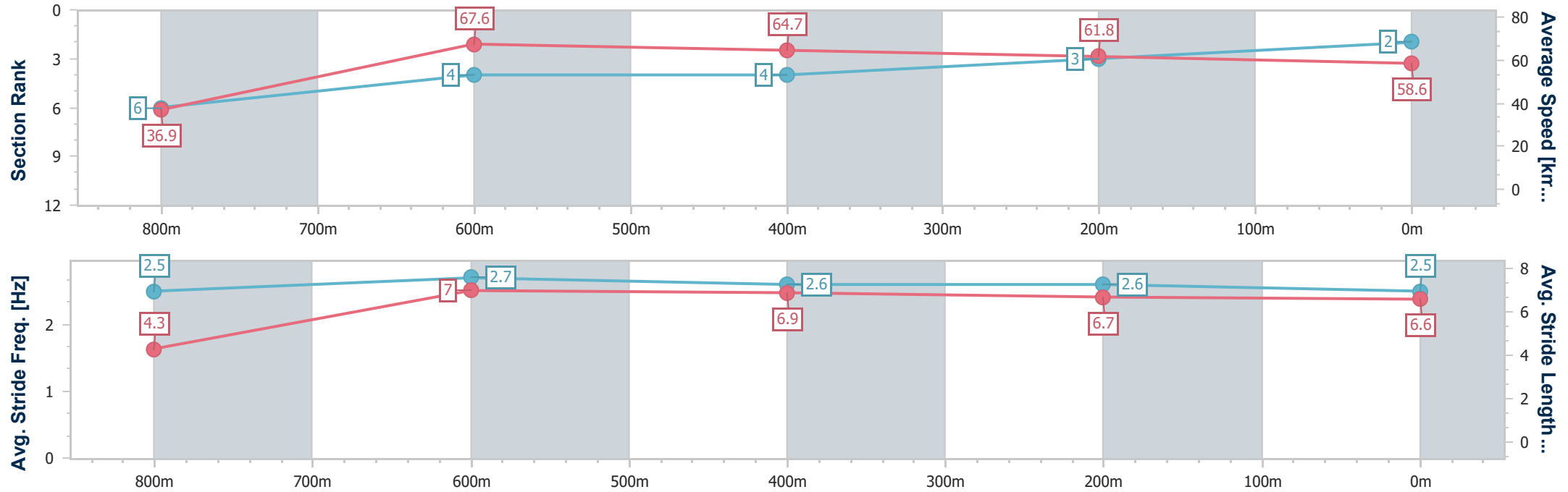
Horse/Jockey Name	Boonah Flasher
Final Rank	2
Fastest Section Time (Section)	0:06.79 (Overall)
Top Speed [km/h] (Section)	68.4 (800m)
Race State	Finished



Toowoomba QLD Professional
Race 6: LIVING TURF QTIS Three-Year-Old Maiden Handicap - 870m
13 July 2024 - 19:57
Track Rating: Soft 5, Weather: Fine, Rail Position: +1m Entire



Section	Overall	800m	600m	400m	200m														
Section Times	0:52.07 [2] (0:06.79)	0:45.28 [6] (0:10.63)	0:34.65 [4] (0:10.88)	0:23.77 [4] (0:11.44)	0:12.33 [3] (0:12.33)														
Average Speed [km/h]	36.9	67.6	64.7	61.8	58.6														
Top Speed [km/h]	63.7	68.4	68.2	63.3	59.7														
Avg. Dist. to Rail [m]	1.1	2.0	4.3	3.1	1.0														
Avg. Stride Freq. [Hz]	2.5	2.7	2.6	2.6	2.5														
Avg. Stride Length [m]	4.3	7.0	6.9	6.7	6.6														





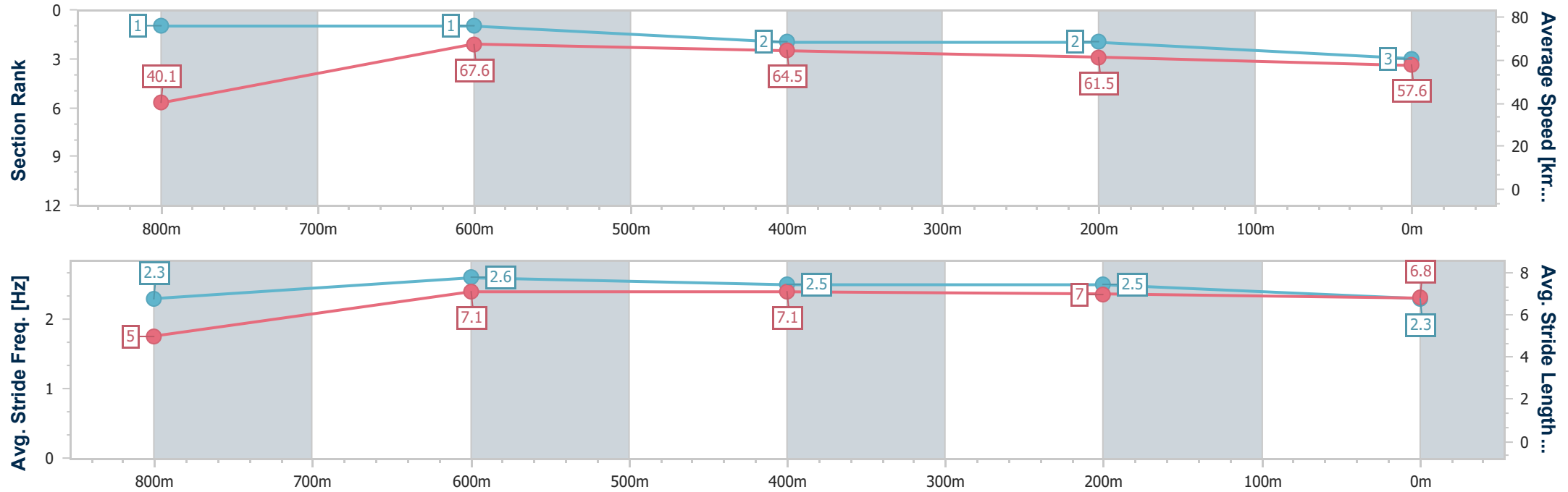
Horse/Jockey Name	Miss Skating
Final Rank	3
Fastest Section Time (Section)	0:06.31 (Overall)
Top Speed [km/h] (Section)	68.8 (800m)
Race State	Finished



Toowoomba QLD Professional
Race 6: LIVING TURF QTIS Three-Year-Old Maiden Handicap - 870m
13 July 2024 - 19:57
Track Rating: Soft 5, Weather: Fine, Rail Position: +1m Entire



Section	Overall	800m	600m	400m	200m										
Section Times	0:52.16 [3] (0:06.31)	0:45.85 [1] (0:10.63)	0:35.22 [1] (0:11.13)	0:24.09 [2] (0:11.59)	0:12.50 [2] (0:12.50)										
Average Speed [km/h]	40.1	67.6	64.5	61.5	57.6										
Top Speed [km/h]	62.3	68.8	67.7	63.1	59.5										
Avg. Dist. to Rail [m]	1.5	0.5	0.8	2.9	0.9										
Avg. Stride Freq. [Hz]	2.3	2.6	2.5	2.5	2.3										
Avg. Stride Length [m]	5.0	7.1	7.1	7.0	6.8										





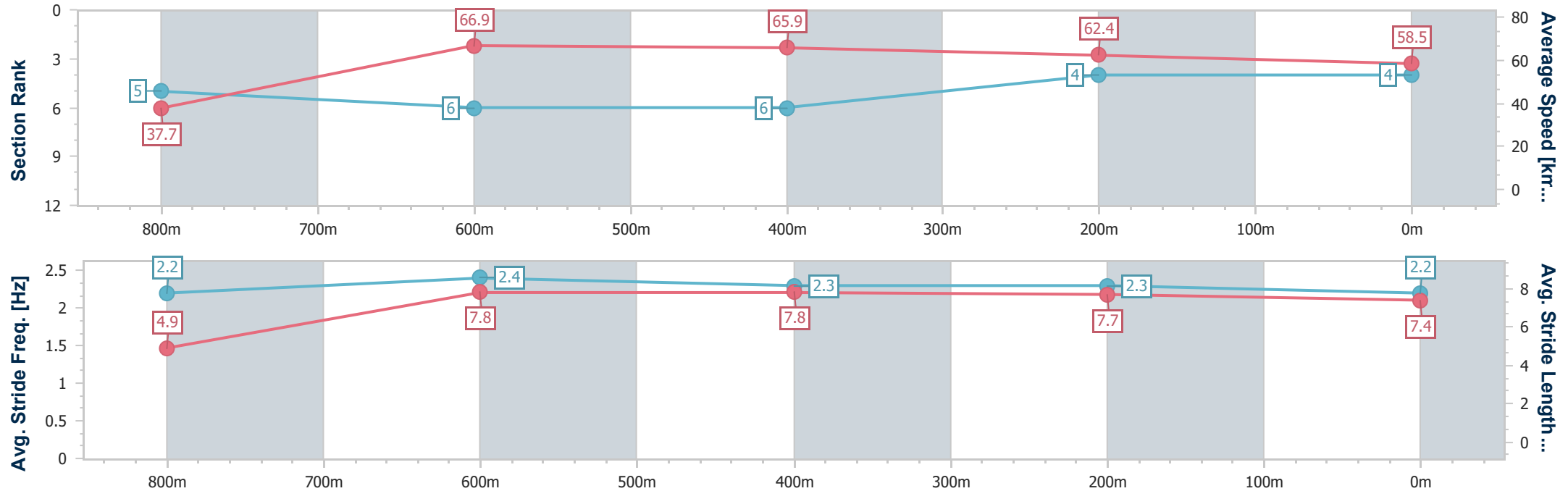
Horse/Jockey Name	Mystery Power
Final Rank	4
Fastest Section Time (Section)	0:06.73 (Overall)
Top Speed [km/h] (Section)	68.6 (800m)
Race State	Finished



Toowoomba QLD Professional
Race 6: LIVING TURF QTIS Three-Year-Old Maiden Handicap - 870m
13 July 2024 - 19:57
Track Rating: Soft 5, Weather: Fine, Rail Position: +1m Entire



Section	Overall	800m	600m	400m	200m														
Section Times	0:52.17 [4] (0:06.73)	0:45.44 [5] (0:10.85)	0:34.59 [6] (0:10.84)	0:23.75 [6] (0:11.44)	0:12.31 [4] (0:12.31)														
Average Speed [km/h]	37.7	66.9	65.9	62.4	58.5														
Top Speed [km/h]	62.6	68.6	68.4	64.0	59.8														
Avg. Dist. to Rail [m]	5.0	3.2	1.3	2.3	1.3														
Avg. Stride Freq. [Hz]	2.2	2.4	2.3	2.3	2.2														
Avg. Stride Length [m]	4.9	7.8	7.8	7.7	7.4														





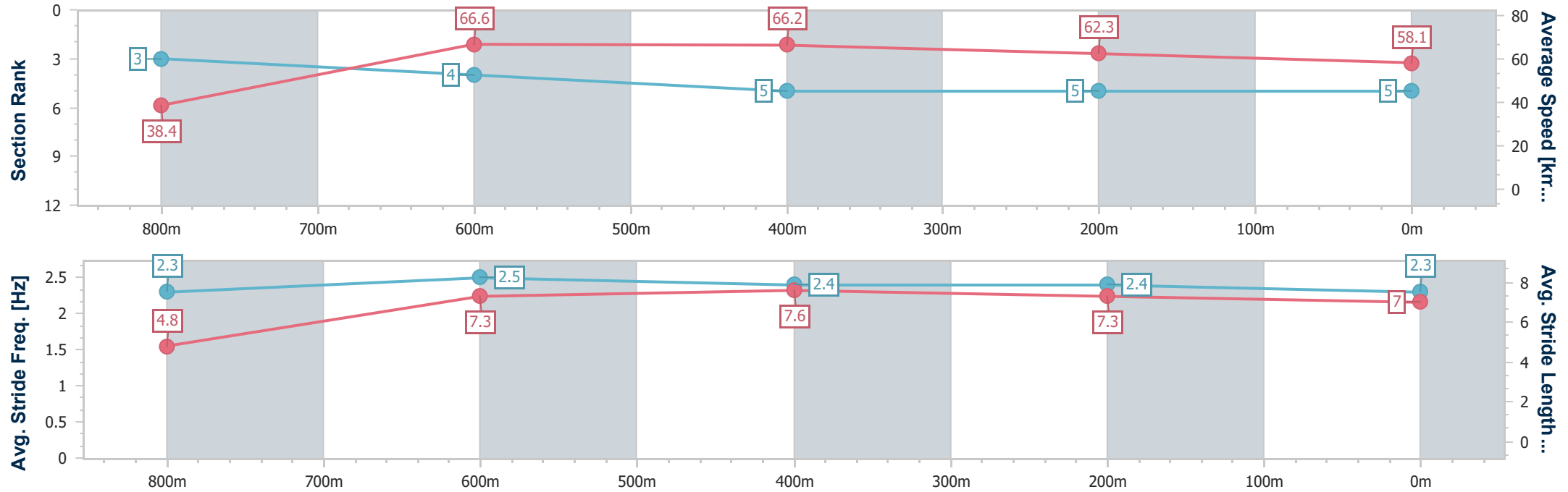
Horse/Jockey Name	Kewell
Final Rank	5
Fastest Section Time (Section)	0:06.53 (Overall)
Top Speed [km/h] (Section)	67.6 (800m)
Race State	Finished



Toowoomba QLD Professional
Race 6: LIVING TURF QTIS Three-Year-Old Maiden Handicap - 870m
13 July 2024 - 19:57
Track Rating: Soft 5, Weather: Fine, Rail Position: +1m Entire



Section	Overall	800m	600m	400m	200m															
Section Times	0:52.37 [5] (0:06.53)	0:45.84 [3] (0:10.89)	0:34.95 [4] (0:10.93)	0:24.02 [5] (0:11.61)	0:12.41 [5] (0:12.41)															
Average Speed [km/h]	38.4	66.6	66.2	62.3	58.1															
Top Speed [km/h]	62.1	67.6	67.2	64.2	59.6															
Avg. Dist. to Rail [m]	5.1	3.6	1.0	2.1	3.3															
Avg. Stride Freq. [Hz]	2.3	2.5	2.4	2.4	2.3															
Avg. Stride Length [m]	4.8	7.3	7.6	7.3	7.0															





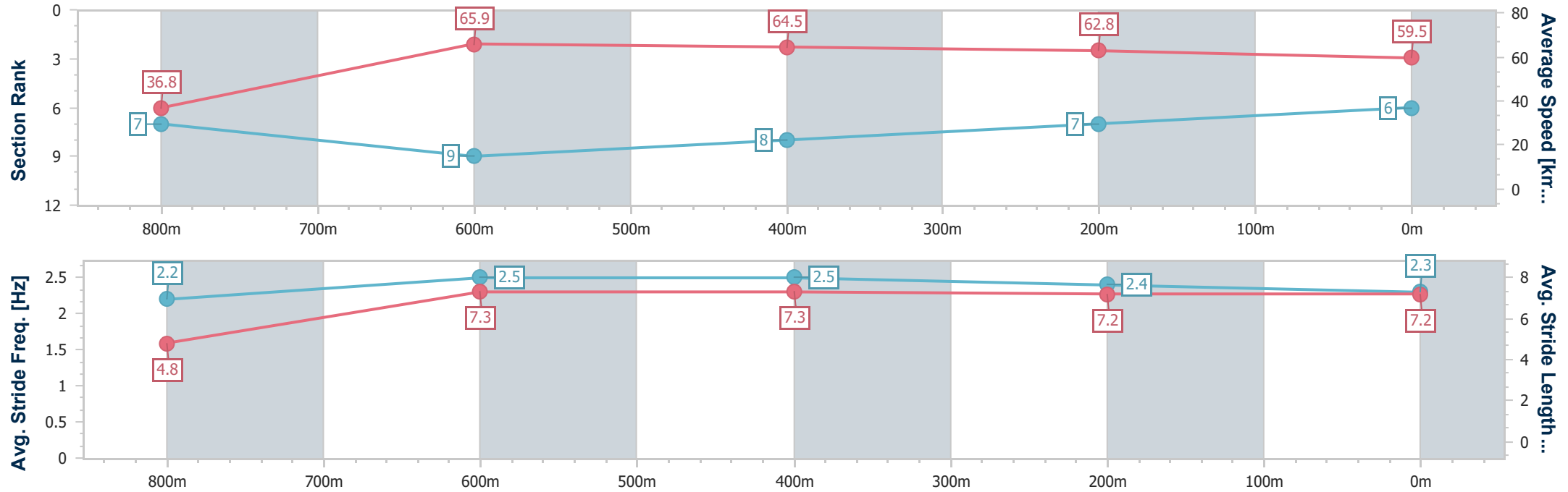
Horse/Jockey Name	Pot Pot Boom
Final Rank	6
Fastest Section Time (Section)	0:06.83 (Overall)
Top Speed [km/h] (Section)	66.8 (800m)
Race State	Finished



Toowoomba QLD Professional
Race 6: LIVING TURF QTIS Three-Year-Old Maiden Handicap - 870m
13 July 2024 - 19:57
Track Rating: Soft 5, Weather: Fine, Rail Position: +1m Entire



Section	Overall	800m	600m	400m	200m															
Section Times	0:52.43 [6] (0:06.83)	0:45.60 [7] (0:10.98)	0:34.62 [9] (0:11.09)	0:23.53 [8] (0:11.40)	0:12.13 [7] (0:12.13)															
Average Speed [km/h]	36.8	65.9	64.5	62.8	59.5															
Top Speed [km/h]	59.8	66.8	66.7	64.3	61.4															
Avg. Dist. to Rail [m]	3.6	2.0	0.8	1.3	0.4															
Avg. Stride Freq. [Hz]	2.2	2.5	2.5	2.4	2.3															
Avg. Stride Length [m]	4.8	7.3	7.3	7.2	7.2															





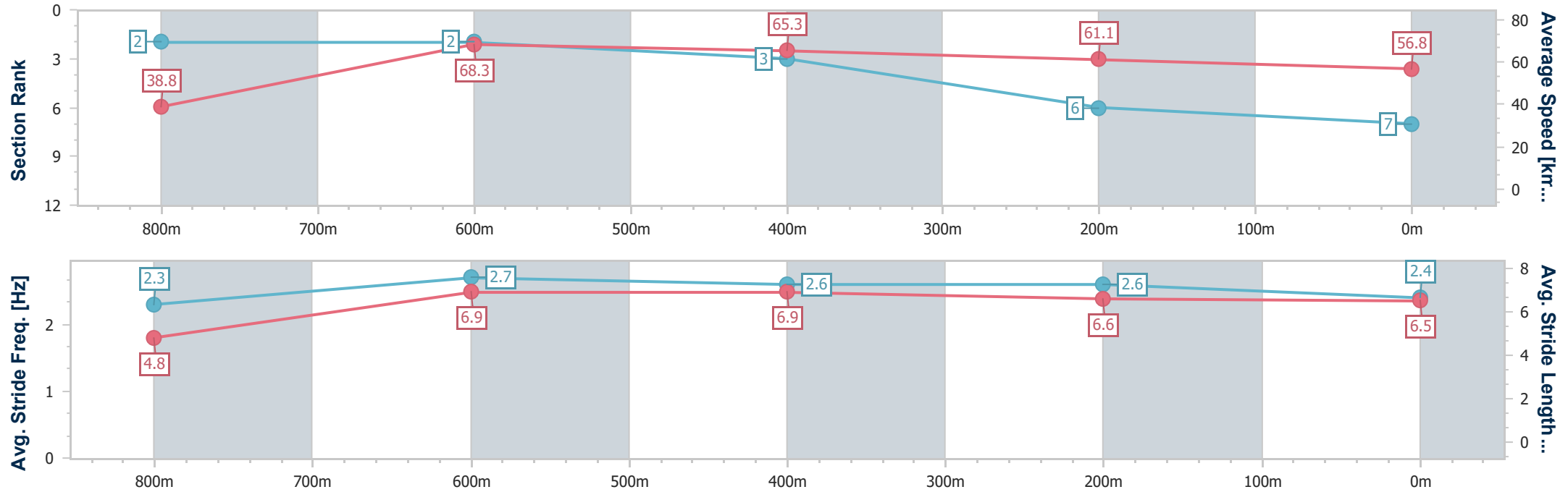
Horse/Jockey Name	Toxic
Final Rank	7
Fastest Section Time (Section)	0:06.46 (Overall)
Top Speed [km/h] (Section)	69.6 (800m)
Race State	Finished



Toowoomba QLD Professional
Race 6: LIVING TURF QTIS Three-Year-Old Maiden Handicap - 870m
13 July 2024 - 19:57
Track Rating: Soft 5, Weather: Fine, Rail Position: +1m Entire



Section	Overall	800m	600m	400m	200m														
Section Times	0:52.83 [7] (0:06.46)	0:46.37 [2] (0:10.62)	0:35.75 [2] (0:11.17)	0:24.58 [3] (0:11.94)	0:12.64 [6] (0:12.64)														
Average Speed [km/h]	38.8	68.3	65.3	61.1	56.8														
Top Speed [km/h]	62.8	69.6	68.3	63.0	58.5														
Avg. Dist. to Rail [m]	1.7	2.9	2.4	3.8	6.5														
Avg. Stride Freq. [Hz]	2.3	2.7	2.6	2.6	2.4														
Avg. Stride Length [m]	4.8	6.9	6.9	6.6	6.5														





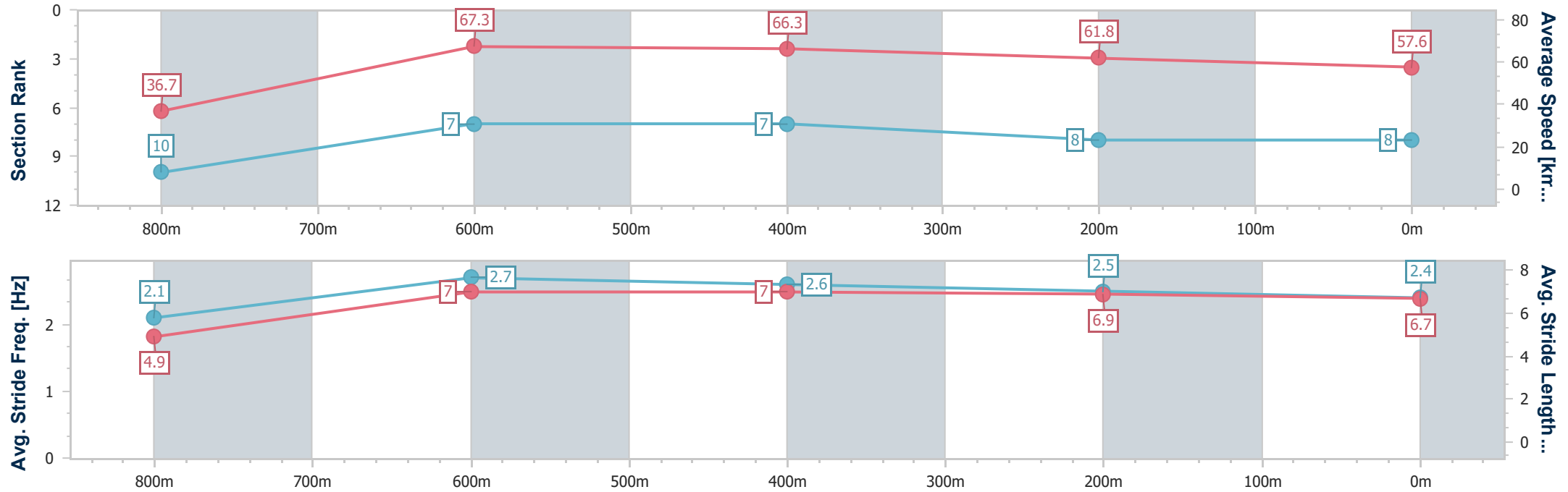
Horse/Jockey Name	Tequila Stealer
Final Rank	8
Fastest Section Time (Section)	0:06.89 (Overall)
Top Speed [km/h] (Section)	69.4 (800m)
Race State	Finished



Toowoomba QLD Professional
Race 6: LIVING TURF QTIS Three-Year-Old Maiden Handicap - 870m
13 July 2024 - 19:57
Track Rating: Soft 5, Weather: Fine, Rail Position: +1m Entire



Section	Overall	800m	600m	400m	200m										
Section Times	0:52.88 [8] (0:06.89)	0:45.99 [10] (0:10.74)	0:35.25 [7] (0:10.95)	0:24.30 [7] (0:11.82)	0:12.48 [8] (0:12.48)										
Average Speed [km/h]	36.7	67.3	66.3	61.8	57.6										
Top Speed [km/h]	62.0	69.4	68.7	63.9	59.8										
Avg. Dist. to Rail [m]	2.5	3.4	1.9	3.2	1.7										
Avg. Stride Freq. [Hz]	2.1	2.7	2.6	2.5	2.4										
Avg. Stride Length [m]	4.9	7.0	7.0	6.9	6.7										





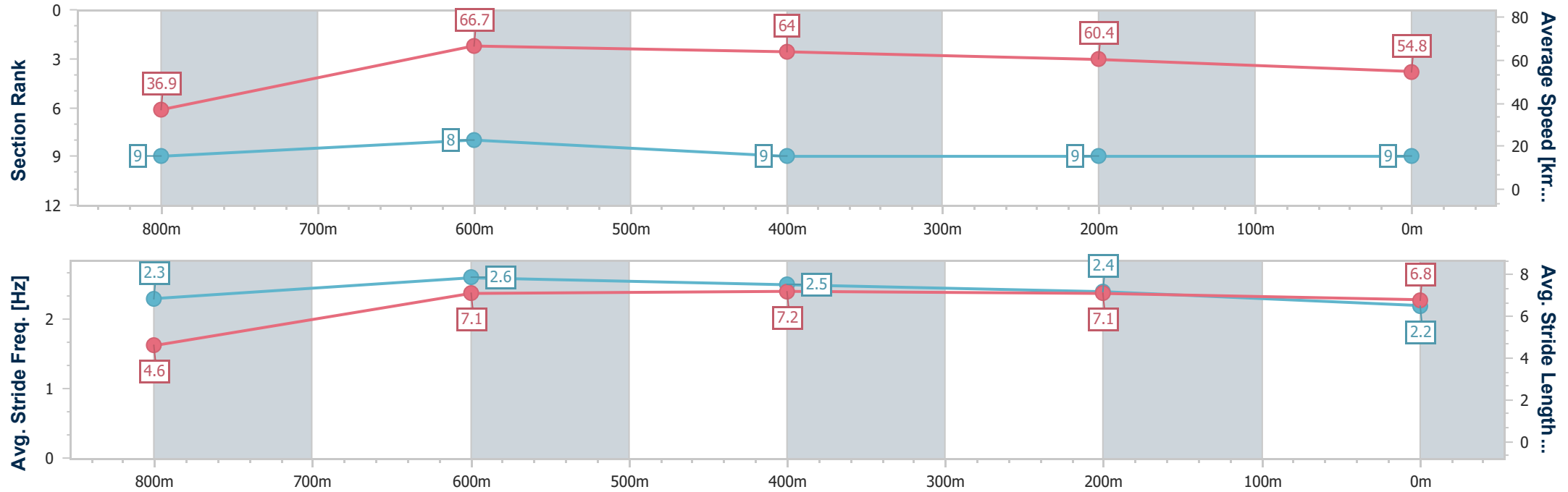
Horse/Jockey Name	Sunshine Daisey
Final Rank	9
Fastest Section Time (Section)	0:06.88 (Overall)
Top Speed [km/h] (Section)	68.6 (800m)
Race State	Finished



Toowoomba QLD Professional
Race 6: LIVING TURF QTIS Three-Year-Old Maiden Handicap - 870m
13 July 2024 - 19:57
Track Rating: Soft 5, Weather: Fine, Rail Position: +1m Entire



Section	Overall	800m	600m	400m	200m														
Section Times	0:54.03 [9] (0:06.88)	0:47.15 [9] (0:10.91)	0:36.24 [8] (0:11.26)	0:24.98 [9] (0:11.86)	0:13.12 [9] (0:13.12)														
Average Speed [km/h]	36.9	66.7	64.0	60.4	54.8														
Top Speed [km/h]	62.2	68.6	65.6	63.3	56.6														
Avg. Dist. to Rail [m]	7.8	5.7	1.3	1.3	1.2														
Avg. Stride Freq. [Hz]	2.3	2.6	2.5	2.4	2.2														
Avg. Stride Length [m]	4.6	7.1	7.2	7.1	6.8														





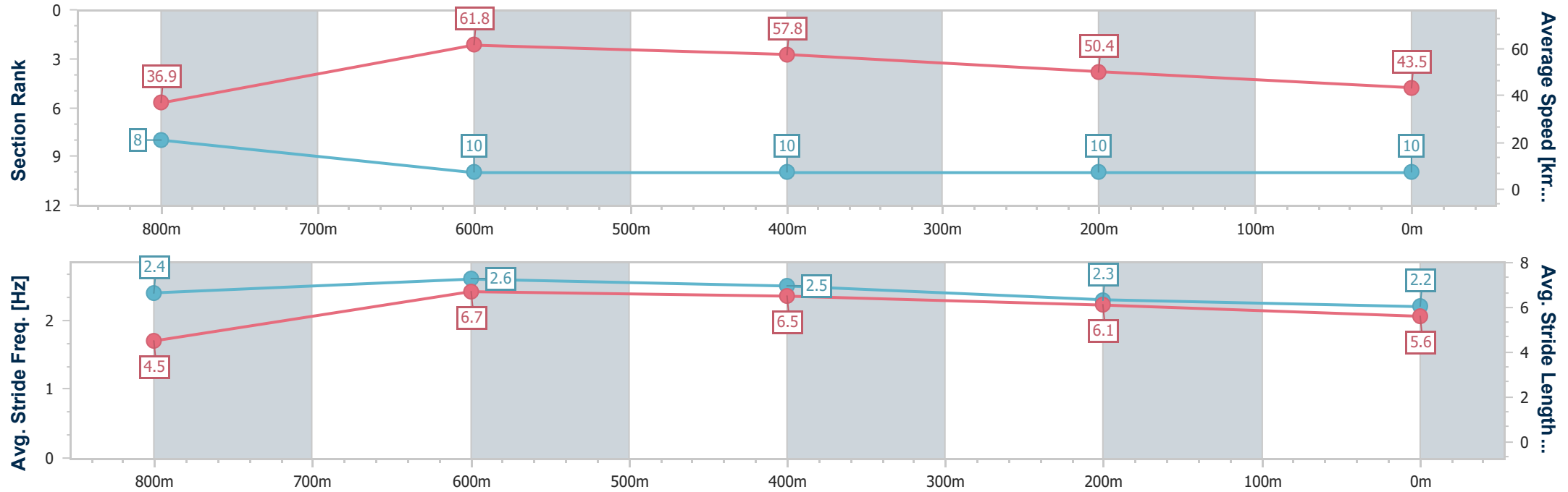
Horse/Jockey Name	Psychedelic Bean
Final Rank	10
Fastest Section Time (Section)	0:06.85 (Overall)
Top Speed [km/h] (Section)	63.4 (800m)
Race State	Finished



Toowoomba QLD Professional
Race 6: LIVING TURF QTIS Three-Year-Old Maiden Handicap - 870m
13 July 2024 - 19:57
Track Rating: Soft 5, Weather: Fine, Rail Position: +1m Entire



Section	Overall	800m	600m	400m	200m															
Section Times	1:01.77 [10] (0:06.85)	0:54.92 [8] (0:11.65)	0:43.27 [10] (0:12.40)	0:30.87 [10] (0:14.30)	0:16.57 [10] (0:16.57)															
Average Speed [km/h]	36.9	61.8	57.8	50.4	43.5															
Top Speed [km/h]	59.0	63.4	61.0	55.6	46.3															
Avg. Dist. to Rail [m]	4.8	1.9	0.8	1.0	1.7															
Avg. Stride Freq. [Hz]	2.4	2.6	2.5	2.3	2.2															
Avg. Stride Length [m]	4.5	6.7	6.5	6.1	5.6															





Toowoomba QLD Professional
Race 7: SHEPPARD EARTHMOVING QTIS Three-Year-Old BENCHMARK
62 Handicap - 1000m
13 July 2024 - 20:31



Track Rating: Soft 5, Weather: Fine, Rail Position: +1m Entire

Section						Overall	800m	600m	400m	200m			Last 600m		
Field Times						1:00.51 (0:13.75)	0:46.76 (0:10.80)	0:35.96 (0:11.41)	0:24.55 (0:11.98)	0:12.57 (0:12.57)			0:35.96		
Rank	TAB	Horse/Jockey	Barrier	Top Speed [km/h]	Fastest Section								Margin	Distance Travelled [m]	
1	9	VIKING VALOUR	5	68.1	0:10.96	1:00.51 [1]	0:46.48 [3]	0:35.52 [3]	0:23.97 [3]	0:12.33 [3]	1:00.51	0:35.52			
		Shania Willis		800m	800m	(0:14.03)	(0:10.96)	(0:11.55)	(0:11.64)	(0:12.33)					
2	4	DRANG A TANG	4	66.9	0:10.98	1:00.76 [2]	0:46.23 [8]	0:35.25 [8]	0:23.50 [8]	0:12.02 [4]	1.3L	0:35.25 -3			
		Georgina Cartwright		800m	800m	(0:14.53)	(0:10.98)	(0:11.75)	(0:11.48)	(0:12.02)					
3	5	ENCRYPTED ELEGANCE	2	68.0	0:10.88	1:00.79 [3]	0:46.93 [2]	0:36.05 [2]	0:24.83 [1]	0:12.84 [2]	1.5L	0:36.05 -7			
		Luke Tarrant		Overall	800m	(0:13.86)	(0:10.88)	(0:11.22)	(0:11.99)	(0:12.84)					
4	3	LADY INVADER	8	69.5	0:10.80	1:00.99 [4]	0:47.24 [1]	0:36.44 [1]	0:24.96 [2]	0:13.05 [1]	2.5L	0:36.44 +0			
		Dylan Bennett		Overall	800m	(0:13.75)	(0:10.80)	(0:11.48)	(0:11.91)	(0:13.05)					
5	1	THE PUNISHER	3	66.2	0:11.20	1:01.04 [5]	0:46.84 [6]	0:35.64 [7]	0:23.89 [7]	0:12.04 [7]	2.7L	0:35.64 +2			
		Nozi Tomizawa		800m	800m	(0:14.20)	(0:11.20)	(0:11.75)	(0:11.85)	(0:12.04)					
6	2	MISS DE BLAAS	6	69.2	0:11.10	1:01.42 [6]	0:47.29 [5]	0:36.19 [5]	0:24.51 [5]	0:12.51 [6]	4.7L	0:36.19 +5			
		Olivia Webb		800m	800m	(0:14.13)	(0:11.10)	(0:11.68)	(0:12.00)	(0:12.51)					
7	6	KEYBOARD	9	67.7	0:11.03	1:01.46 [7]	0:47.38 [4]	0:36.35 [4]	0:24.72 [4]	0:12.65 [5]	4.9L	0:36.35 +6			
		Landan Sykes		Overall	800m	(0:14.08)	(0:11.03)	(0:11.63)	(0:12.07)	(0:12.65)					
8	8	MINA'S LEGACY	1	66.7	0:11.06	1:02.24 [8]	0:48.01 [7]	0:36.95 [6]	0:25.18 [6]	0:13.02 [8]	9.4L	0:36.95 -2			
		Andrew Mallyon		800m	800m	(0:14.23)	(0:11.06)	(0:11.77)	(0:12.16)	(0:13.02)					

Scratched: That's An Extra (#7)



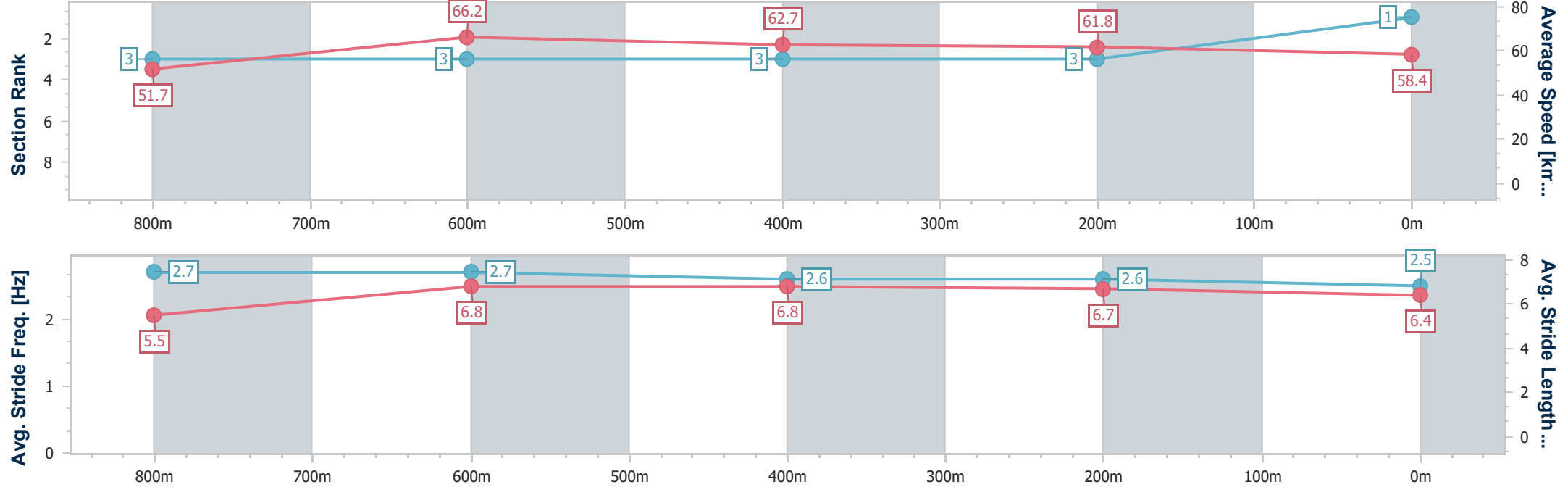
Horse/Jockey Name	Viking Valour
Final Rank	1
Fastest Section Time (Section)	0:10.96 (800m)
Top Speed [km/h] (Section)	68.1 (800m)
Race State	Finished



Toowoomba QLD Professional
Race 7: SHEPPARD EARTHMOVING QTIS Three-Year-Old
BENCHMARK 62 Handicap - 1000m
13 July 2024 - 20:31
Track Rating: Soft 5, Weather: Fine, Rail Position: +1m Entire



Section	Overall	800m	600m	400m	200m										
Section Times	1:00.51 [1] (0:14.03)	0:46.48 [3] (0:10.96)	0:35.52 [3] (0:11.55)	0:23.97 [3] (0:11.64)	0:12.33 [3] (0:12.33)										
Average Speed [km/h]	51.7	66.2	62.7	61.8	58.4										
Top Speed [km/h]	66.8	68.1	65.2	63.2	61.4										
Avg. Dist. to Rail [m]	5.6	2.4	1.3	1.2	4.9										
Avg. Stride Freq. [Hz]	2.7	2.7	2.6	2.6	2.5										
Avg. Stride Length [m]	5.5	6.8	6.8	6.7	6.4										





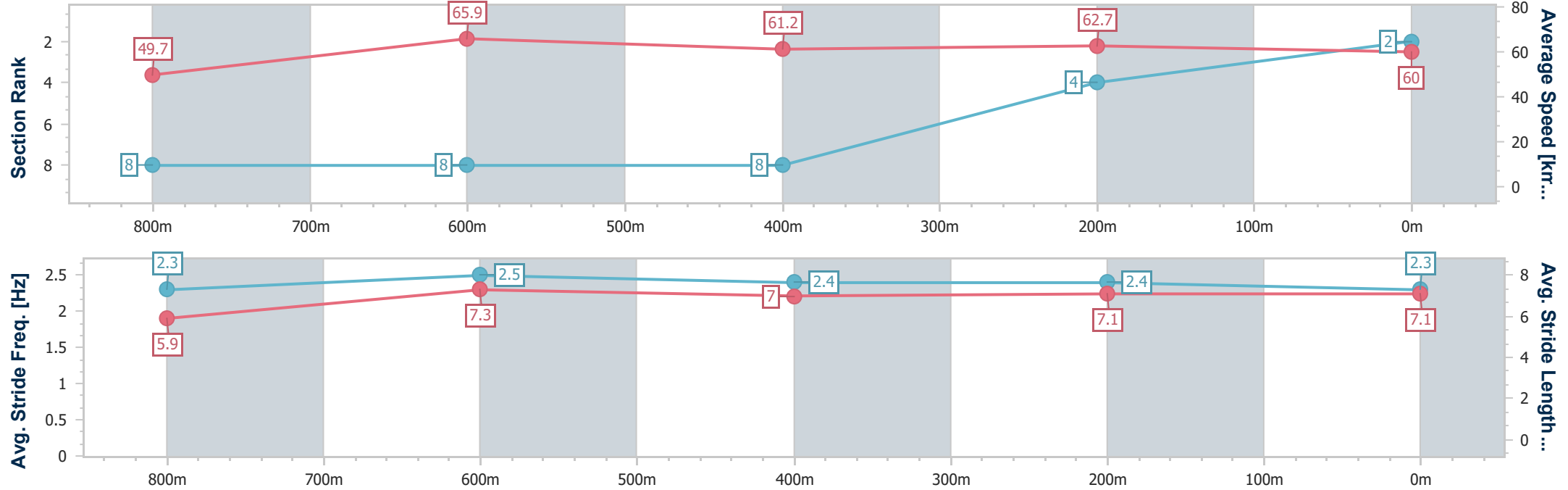
Horse/Jockey Name	Drang A Tang
Final Rank	2
Fastest Section Time (Section)	0:10.98 (800m)
Top Speed [km/h] (Section)	66.9 (800m)
Race State	Finished



Toowoomba QLD Professional
Race 7: SHEPPARD EARTHMOVING QTIS Three-Year-Old
BENCHMARK 62 Handicap - 1000m
13 July 2024 - 20:31
Track Rating: Soft 5, Weather: Fine, Rail Position: +1m Entire



Section	Overall	800m	600m	400m	200m															
Section Times	1:00.76 [2] (0:14.53)	0:46.23 [8] (0:10.98)	0:35.25 [8] (0:11.75)	0:23.50 [8] (0:11.48)	0:12.02 [4] (0:12.02)															
Average Speed [km/h]	49.7	65.9	61.2	62.7	60.0															
Top Speed [km/h]	65.4	66.9	63.4	64.7	62.1															
Avg. Dist. to Rail [m]	4.5	0.4	0.7	0.4	0.8															
Avg. Stride Freq. [Hz]	2.3	2.5	2.4	2.4	2.3															
Avg. Stride Length [m]	5.9	7.3	7.0	7.1	7.1															





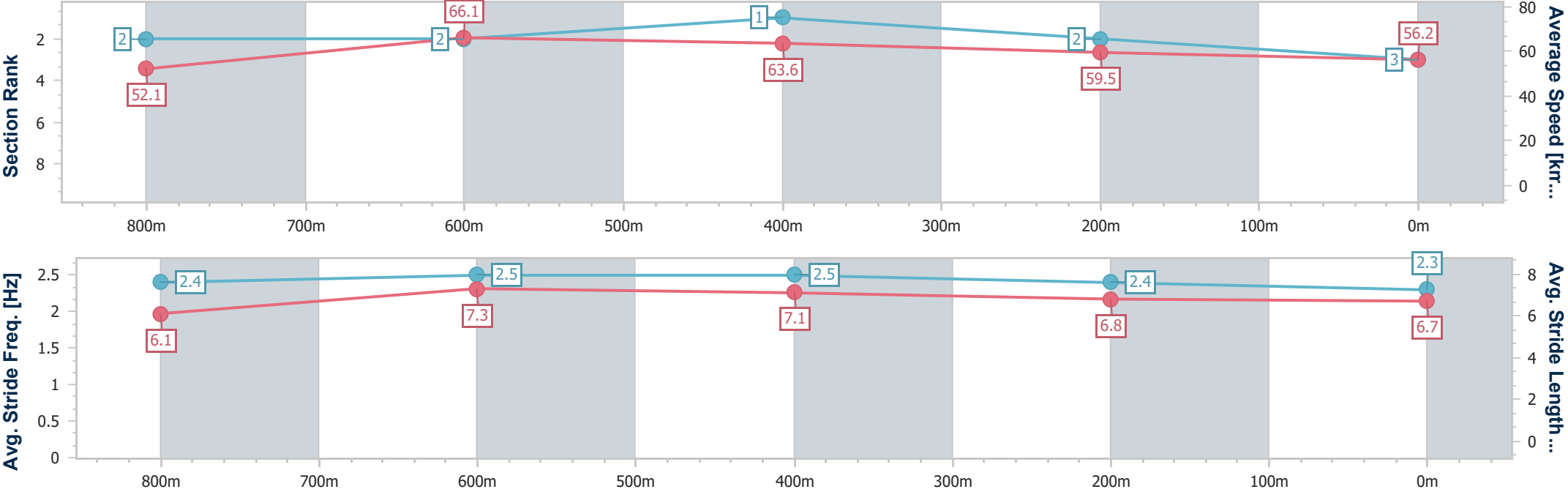
Horse/Jockey Name	Encrypted Elegance
Final Rank	3
Fastest Section Time (Section)	0:10.88 (800m)
Top Speed [km/h] (Section)	68.0 (Overall)
Race State	Finished



Toowoomba QLD Professional
Race 7: SHEPPARD EARTHMOVING QTIS Three-Year-Old
BENCHMARK 62 Handicap - 1000m
13 July 2024 - 20:31
Track Rating: Soft 5, Weather: Fine, Rail Position: +1m Entire



Section	Overall	800m	600m	400m	200m														
Section Times	1:00.79 [3] (0:13.86)	0:46.93 [2] (0:10.88)	0:36.05 [2] (0:11.22)	0:24.83 [1] (0:11.99)	0:12.84 [2] (0:12.84)														
Average Speed [km/h]	52.1	66.1	63.6	59.5	56.2														
Top Speed [km/h]	68.0	67.1	65.7	60.8	58.9														
Avg. Dist. to Rail [m]	2.8	1.2	1.4	1.5	0.5														
Avg. Stride Freq. [Hz]	2.4	2.5	2.5	2.4	2.3														
Avg. Stride Length [m]	6.1	7.3	7.1	6.8	6.7														





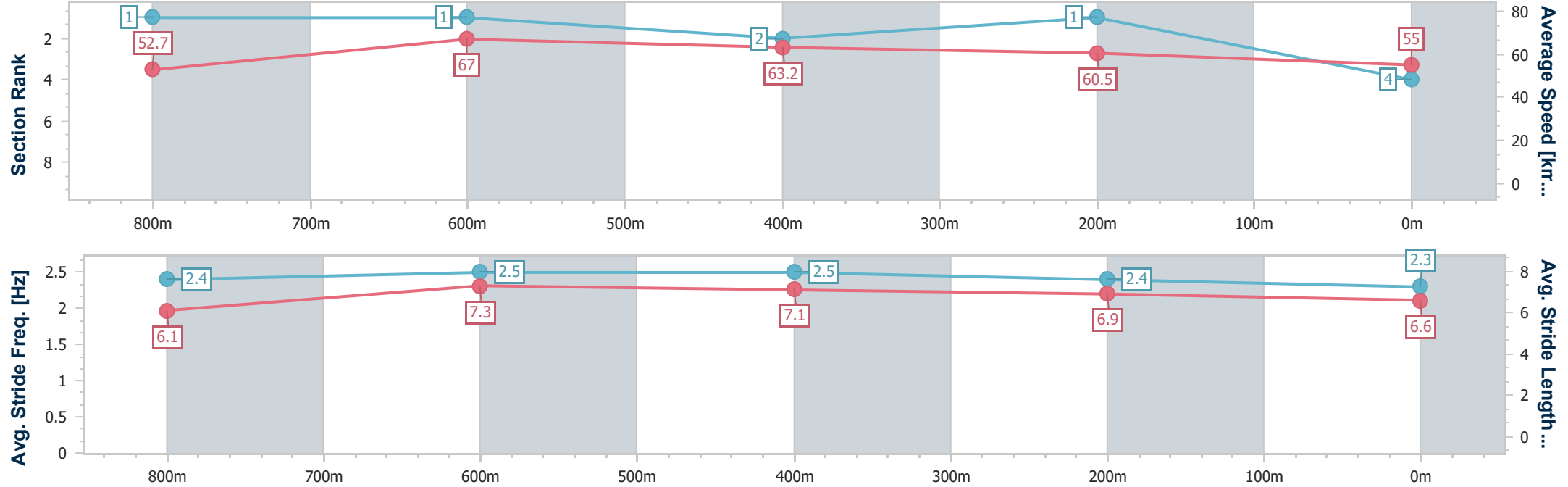
Horse/Jockey Name	Lady Invader
Final Rank	4
Fastest Section Time (Section)	0:10.80 (800m)
Top Speed [km/h] (Section)	69.5 (Overall)
Race State	Finished



Toowoomba QLD Professional
Race 7: SHEPPARD EARTHMOVING QTIS Three-Year-Old
BENCHMARK 62 Handicap - 1000m
13 July 2024 - 20:31
Track Rating: Soft 5, Weather: Fine, Rail Position: +1m Entire



Section	Overall	800m	600m	400m	200m														
Section Times	1:00.99 [4] (0:13.75)	0:47.24 [1] (0:10.80)	0:36.44 [1] (0:11.48)	0:24.96 [2] (0:11.91)	0:13.05 [1] (0:13.05)														
Average Speed [km/h]	52.7	67.0	63.2	60.5	55.0														
Top Speed [km/h]	69.5	68.1	65.1	63.3	57.9														
Avg. Dist. to Rail [m]	6.1	1.2	1.3	1.1	2.8														
Avg. Stride Freq. [Hz]	2.4	2.5	2.5	2.4	2.3														
Avg. Stride Length [m]	6.1	7.3	7.1	6.9	6.6														





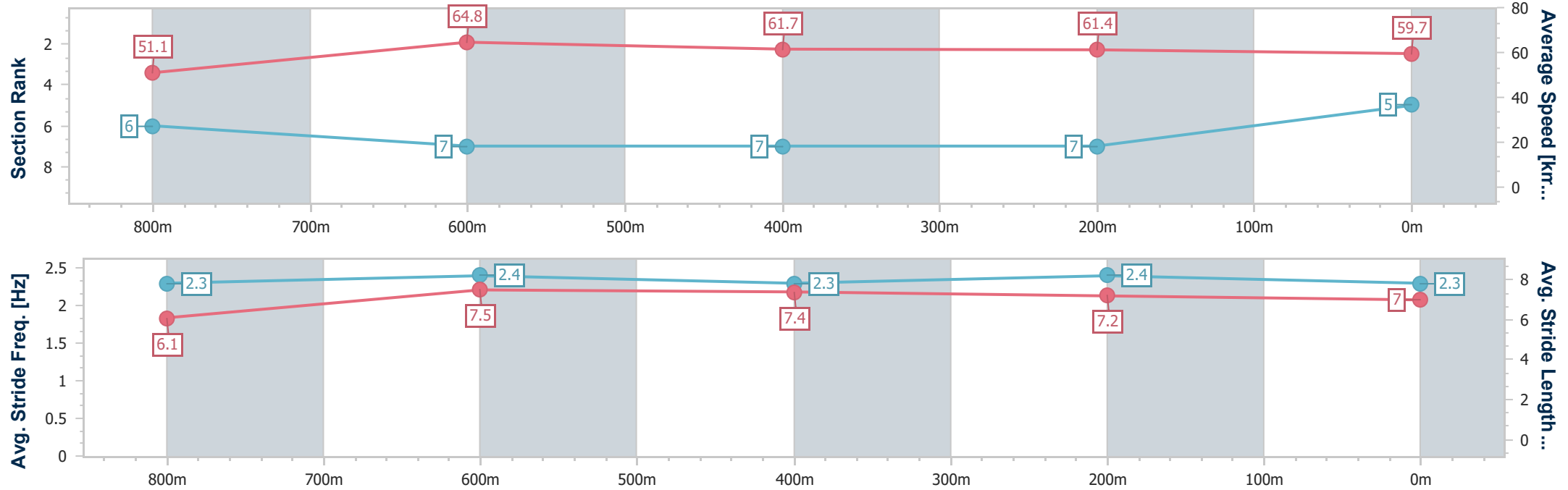
Horse/Jockey Name	The Punisher
Final Rank	5
Fastest Section Time (Section)	0:11.20 (800m)
Top Speed [km/h] (Section)	66.2 (800m)
Race State	Finished



Toowoomba QLD Professional
Race 7: SHEPPARD EARTHMOVING QTIS Three-Year-Old
BENCHMARK 62 Handicap - 1000m
13 July 2024 - 20:31
Track Rating: Soft 5, Weather: Fine, Rail Position: +1m Entire



Section	Overall	800m	600m	400m	200m															
Section Times	1:01.04 [5] (0:14.20)	0:46.84 [6] (0:11.20)	0:35.64 [7] (0:11.75)	0:23.89 [7] (0:11.85)	0:12.04 [7] (0:12.04)															
Average Speed [km/h]	51.1	64.8	61.7	61.4	59.7															
Top Speed [km/h]	65.1	66.2	63.2	62.6	61.5															
Avg. Dist. to Rail [m]	4.9	1.7	0.7	3.0	4.4															
Avg. Stride Freq. [Hz]	2.3	2.4	2.3	2.4	2.3															
Avg. Stride Length [m]	6.1	7.5	7.4	7.2	7.0															





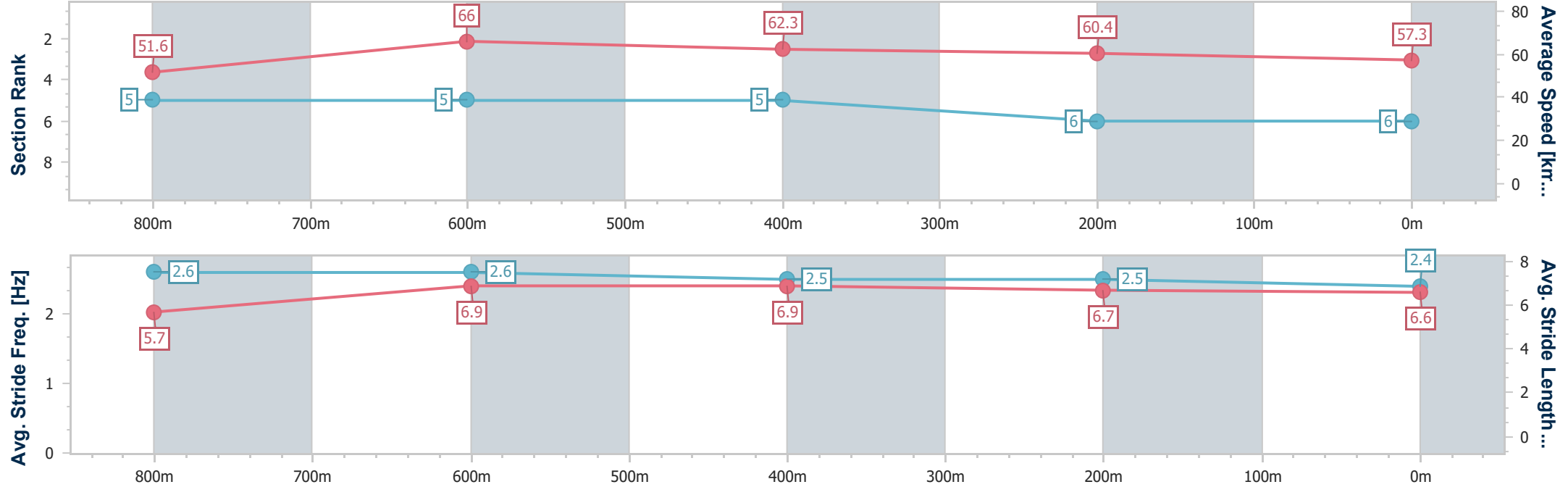
Horse/Jockey Name	Miss De Blaas
Final Rank	6
Fastest Section Time (Section)	0:11.10 (800m)
Top Speed [km/h] (Section)	69.2 (800m)
Race State	Finished



Toowoomba QLD Professional
Race 7: SHEPPARD EARTHMOVING QTIS Three-Year-Old
BENCHMARK 62 Handicap - 1000m
13 July 2024 - 20:31
Track Rating: Soft 5, Weather: Fine, Rail Position: +1m Entire



Section	Overall	800m	600m	400m	200m										
Section Times	1:01.42 [6] (0:14.13)	0:47.29 [5] (0:11.10)	0:36.19 [5] (0:11.68)	0:24.51 [5] (0:12.00)	0:12.51 [6] (0:12.51)										
Average Speed [km/h]	51.6	66.0	62.3	60.4	57.3										
Top Speed [km/h]	67.9	69.2	64.4	61.3	60.0										
Avg. Dist. to Rail [m]	7.7	3.7	2.2	2.6	3.3										
Avg. Stride Freq. [Hz]	2.6	2.6	2.5	2.5	2.4										
Avg. Stride Length [m]	5.7	6.9	6.9	6.7	6.6										





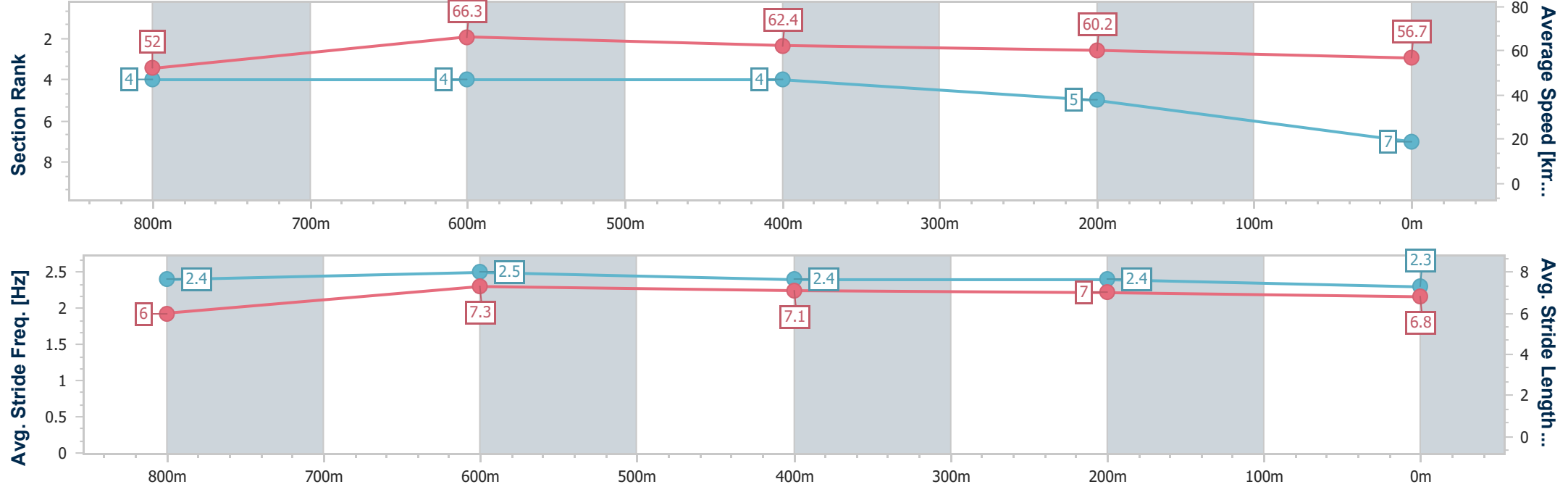
Horse/Jockey Name	Keyboard
Final Rank	7
Fastest Section Time (Section)	0:11.03 (800m)
Top Speed [km/h] (Section)	67.7 (Overall)
Race State	Finished



Toowoomba QLD Professional
Race 7: SHEPPARD EARTHMOVING QTIS Three-Year-Old
BENCHMARK 62 Handicap - 1000m
13 July 2024 - 20:31
Track Rating: Soft 5, Weather: Fine, Rail Position: +1m Entire



Section	Overall	800m	600m	400m	200m														
Section Times	1:01.46 [7] (0:14.08)	0:47.38 [4] (0:11.03)	0:36.35 [4] (0:11.63)	0:24.72 [4] (0:12.07)	0:12.65 [5] (0:12.65)														
Average Speed [km/h]	52.0	66.3	62.4	60.2	56.7														
Top Speed [km/h]	67.7	67.6	64.3	61.3	60.0														
Avg. Dist. to Rail [m]	9.2	3.5	2.2	2.4	2.2														
Avg. Stride Freq. [Hz]	2.4	2.5	2.4	2.4	2.3														
Avg. Stride Length [m]	6.0	7.3	7.1	7.0	6.8														





Horse/Jockey Name	Mina's Legacy
Final Rank	8
Fastest Section Time (Section)	0:11.06 (800m)
Top Speed [km/h] (Section)	66.7 (800m)
Race State	Finished



Toowoomba QLD Professional
Race 7: SHEPPARD EARTHMOVING QTIS Three-Year-Old
BENCHMARK 62 Handicap - 1000m
13 July 2024 - 20:31
Track Rating: Soft 5, Weather: Fine, Rail Position: +1m Entire



Section	Overall	800m	600m	400m	200m														
Section Times	1:02.24 [8] (0:14.23)	0:48.01 [7] (0:11.06)	0:36.95 [6] (0:11.77)	0:25.18 [6] (0:12.16)	0:13.02 [8] (0:13.02)														
Average Speed [km/h]	51.0	65.3	61.2	59.2	55.2														
Top Speed [km/h]	66.5	66.7	64.1	60.3	57.6														
Avg. Dist. to Rail [m]	3.6	0.9	0.5	0.7	0.5														
Avg. Stride Freq. [Hz]	2.3	2.4	2.4	2.4	2.3														
Avg. Stride Length [m]	6.1	7.4	7.1	6.9	6.7														

