



Doomben QLD Professional
Race 1: TEDDY BEARS PICNIC 3 AUGUST Fillies and Mares Maiden
Plate - 1200m
17 July 2024 - 12:38



Track Rating: Good 4, Weather: Fine, Rail Position: +8m Entire

Section					Overall	1000m	800m	600m	400m	200m	Last 600m				
Field Times					1:10.84 (0:13.26)	0:57.58 (0:10.95)	0:46.63 (0:11.48)	0:35.15 (0:11.45)	0:23.70 (0:11.40)	0:12.30 (0:12.30)	0:35.15				
Rank	TAB	Horse/Jockey	Barrier	Top Speed [km/h]	Fastest Section									Margin	Distance Travelled [m]
1	1	ASHILLA	4	69.1	0:10.82	1:10.84 [1]	0:57.31 [2]	0:46.49 [2]	0:35.15 [1]	0:23.70 [1]	0:12.30 [1]	1:10.84	0:35.15		
		Nathan Thomas		Overall	1000m	(0:13.53)	(0:10.82)	(0:11.34)	(0:11.45)	(0:11.40)	(0:12.30)				
2	13	TESSATORI	8	69.7	0:10.85	1:10.99 [2]	0:56.88 [6]	0:46.03 [7]	0:34.77 [5]	0:23.07 [5]	0:11.66 [5]	0.9L	0:34.77	+0	
		Melea Castle		1000m	1000m	(0:14.11)	(0:10.85)	(0:11.26)	(0:11.70)	(0:11.41)	(0:11.66)				
3	4	CAXTON LASS	3	68.4	0:11.01	1:11.18 [3]	0:57.60 [3]	0:46.59 [3]	0:35.20 [3]	0:23.72 [3]	0:12.40 [2]	2L	0:35.20	+0	
		Cejay Graham		1000m	1000m	(0:13.58)	(0:11.01)	(0:11.39)	(0:11.48)	(0:11.32)	(0:12.40)				
4	10	POWER ACE	9	71.5	0:10.95	1:11.42 [4]	0:58.16 [1]	0:47.21 [1]	0:35.68 [2]	0:24.09 [2]	0:12.56 [3]	3.43L	0:35.68	-1	
		James Orman		Overall	1000m	(0:13.26)	(0:10.95)	(0:11.53)	(0:11.59)	(0:11.53)	(0:12.56)				
5	5	CLIODHNA MAEVE	6	69.1	0:10.72	1:11.64 [5]	0:57.67 [4]	0:46.95 [4]	0:35.65 [4]	0:24.10 [4]	0:12.64 [4]	4.7L	0:35.65	+0	
		Michael Rodd		1000m	1000m	(0:13.97)	(0:10.72)	(0:11.30)	(0:11.55)	(0:11.46)	(0:12.64)				
6	11	TEESANDCEES APPLY	7	67.6	0:10.97	1:11.73 [6]	0:57.47 [8]	0:46.50 [8]	0:35.05 [9]	0:23.28 [9]	0:11.83 [6]	5.2L	0:35.05	+0	
		Jag Guthmann-Chester		1000m	1000m	(0:14.26)	(0:10.97)	(0:11.45)	(0:11.77)	(0:11.45)	(0:11.83)				
7	3	TSUKINO	2	67.8	0:10.76	1:12.44 [7]	0:58.32 [7]	0:47.56 [5]	0:36.05 [7]	0:24.06 [6]	0:12.42 [7]	9.4L	0:36.05	-1	
		Cody Collis		1000m	1000m	(0:14.12)	(0:10.76)	(0:11.51)	(0:11.99)	(0:11.64)	(0:12.42)				
8	6	KALBAR QUEEN	5	67.5	0:10.95	1:12.54 [8]	0:58.56 [5]	0:47.61 [6]	0:36.16 [6]	0:24.14 [7]	0:12.45 [8]	9.97L	0:36.16	+0	
		Damien Thornton		1000m	1000m	(0:13.98)	(0:10.95)	(0:11.45)	(0:12.02)	(0:11.69)	(0:12.45)				
9	12	TOXORUBY	1	66.8	0:10.97	1:12.97 [9]	0:58.53 [9]	0:47.56 [9]	0:36.32 [8]	0:24.52 [8]	0:12.71 [9]	12.51L	0:36.32	-1	
		Samantha Collett		1000m	1000m	(0:14.44)	(0:10.97)	(0:11.24)	(0:11.80)	(0:11.81)	(0:12.71)				

Scratched: Midnight Seas (#2), Lady Lucifer (#7), Morganite (#9), Madam Borodina (#8), Princess Moneybags (#14)



Horse/Jockey Name	Ashilla
Final Rank	1
Fastest Section Time (Section)	0:10.82 (1000m)
Top Speed [km/h] (Section)	69.1 (Overall)
Race State	Finished

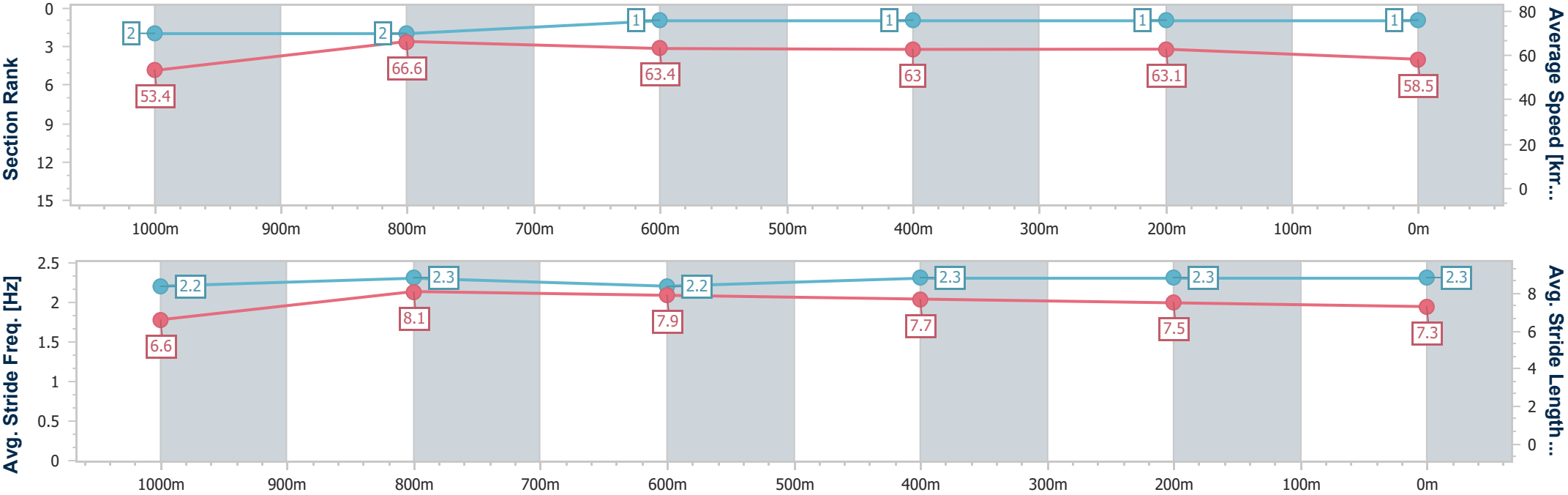


Doomben QLD Professional
Race 1: TEDDY BEARS PICNIC 3 AUGUST Fillies and Mares
Maiden Plate - 1200m
17 July 2024 - 12:38
Track Rating: Good 4, Weather: Fine, Rail Position: +8m Entire



BRISBANE
RACING CLUB

Section	Overall	1000m	800m	600m	400m	200m								
Section Times	1:10.84 [1] (0:13.53)	0:57.31 [2] (0:10.82)	0:46.49 [2] (0:11.34)	0:35.15 [1] (0:11.45)	0:23.70 [1] (0:11.40)	0:12.30 [1] (0:12.30)								
Average Speed [km/h]	53.4	66.6	63.4	63.0	63.1	58.5								
Top Speed [km/h]	69.1	68.7	64.8	64.0	64.0	61.8								
Avg. Dist. to Rail [m]	3.3	1.6	0.3	0.5	0.3	0.6								
Avg. Stride Freq. [Hz]	2.2	2.3	2.2	2.3	2.3	2.3								
Avg. Stride Length [m]	6.6	8.1	7.9	7.7	7.5	7.3								





Horse/Jockey Name	Tessatori
Final Rank	2
Fastest Section Time (Section)	0:10.85 (1000m)
Top Speed [km/h] (Section)	69.7 (1000m)
Race State	Finished

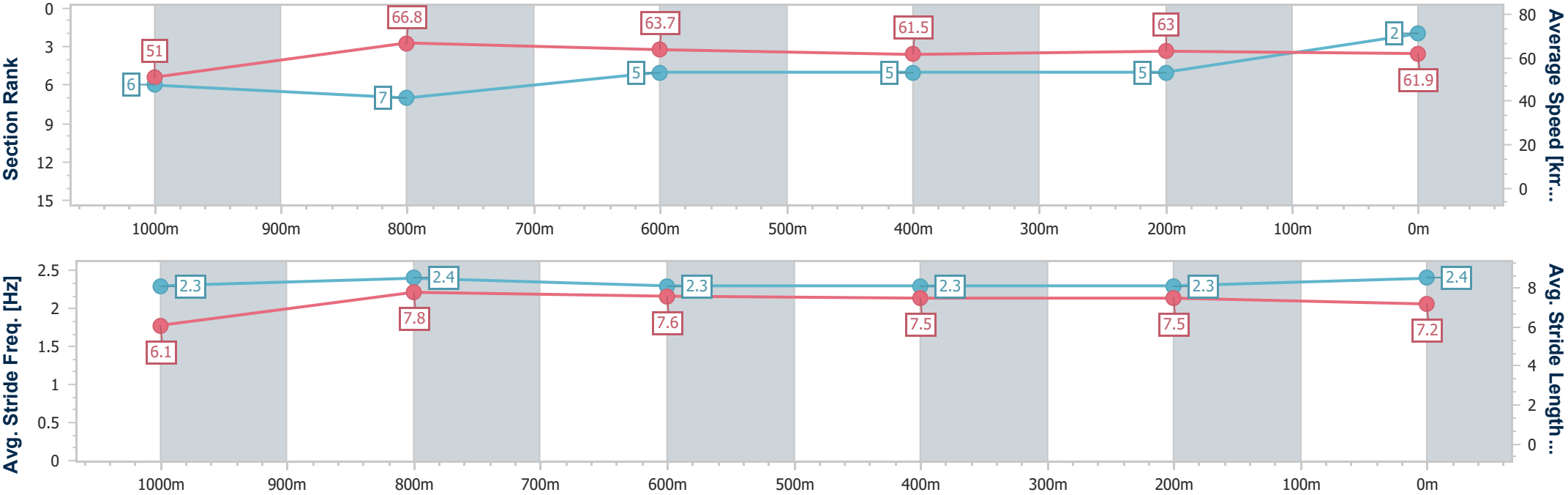


Doomben QLD Professional
Race 1: TEDDY BEARS PICNIC 3 AUGUST Fillies and Mares
Maiden Plate - 1200m
17 July 2024 - 12:38
Track Rating: Good 4, Weather: Fine, Rail Position: +8m Entire



BRISBANE
RACING CLUB

Section	Overall	1000m	800m	600m	400m	200m							
Section Times	1:10.99 [2] (0:14.11)	0:56.88 [6] (0:10.85)	0:46.03 [7] (0:11.26)	0:34.77 [5] (0:11.70)	0:23.07 [5] (0:11.41)	0:11.66 [5] (0:11.66)							
Average Speed [km/h]	51.0	66.8	63.7	61.5	63.0	61.9							
Top Speed [km/h]	67.6	69.7	65.7	62.3	63.6	63.9							
Avg. Dist. to Rail [m]	7.0	3.2	0.5	0.3	0.3	0.5							
Avg. Stride Freq. [Hz]	2.3	2.4	2.3	2.3	2.3	2.4							
Avg. Stride Length [m]	6.1	7.8	7.6	7.5	7.5	7.2							





Horse/Jockey Name	Caxton Lass
Final Rank	3
Fastest Section Time (Section)	0:11.01 (1000m)
Top Speed [km/h] (Section)	68.4 (1000m)
Race State	Finished

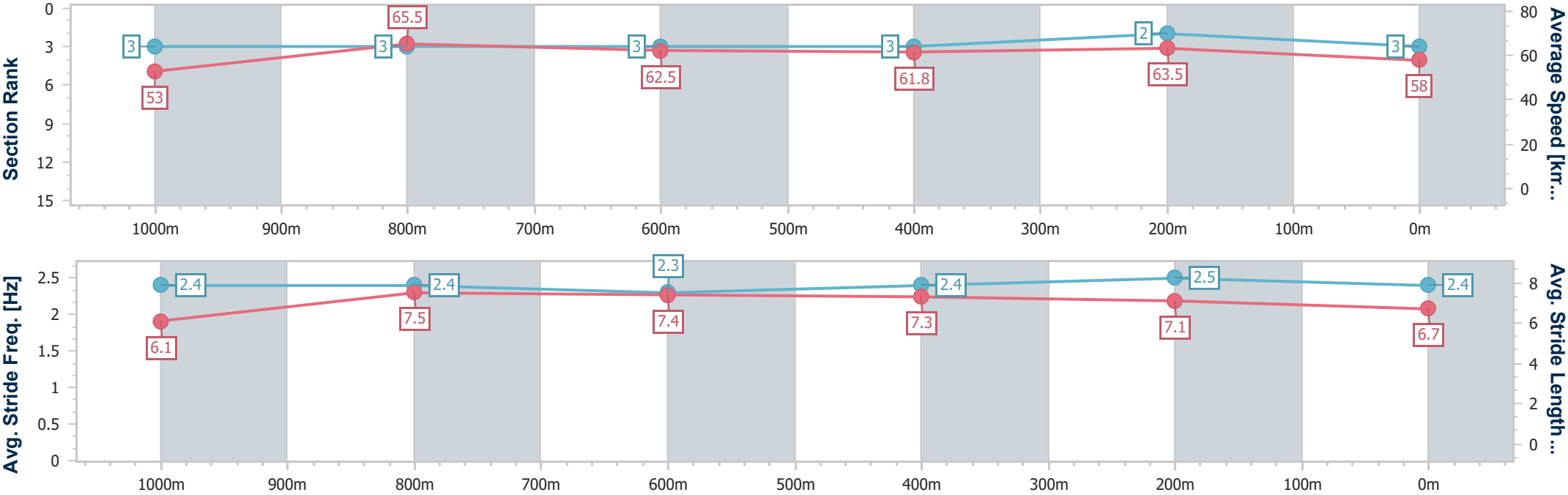


Doomben QLD Professional
Race 1: TEDDY BEARS PICNIC 3 AUGUST Fillies and Mares
Maiden Plate - 1200m
17 July 2024 - 12:38
Track Rating: Good 4, Weather: Fine, Rail Position: +8m Entire



BRISBANE
RACING CLUB

Section	Overall	1000m	800m	600m	400m	200m								
Section Times	1:11.18 [3] (0:13.58)	0:57.60 [3] (0:11.01)	0:46.59 [3] (0:11.39)	0:35.20 [3] (0:11.48)	0:23.72 [3] (0:11.32)	0:12.40 [2] (0:12.40)								
Average Speed [km/h]	53.0	65.5	62.5	61.8	63.5	58.0								
Top Speed [km/h]	68.4	68.4	63.9	63.2	64.4	61.3								
Avg. Dist. to Rail [m]	2.0	0.8	2.1	2.5	1.1	1.2								
Avg. Stride Freq. [Hz]	2.4	2.4	2.3	2.4	2.5	2.4								
Avg. Stride Length [m]	6.1	7.5	7.4	7.3	7.1	6.7								





Horse/Jockey Name	Power Ace
Final Rank	4
Fastest Section Time (Section)	0:10.95 (1000m)
Top Speed [km/h] (Section)	71.5 (Overall)
Race State	Finished

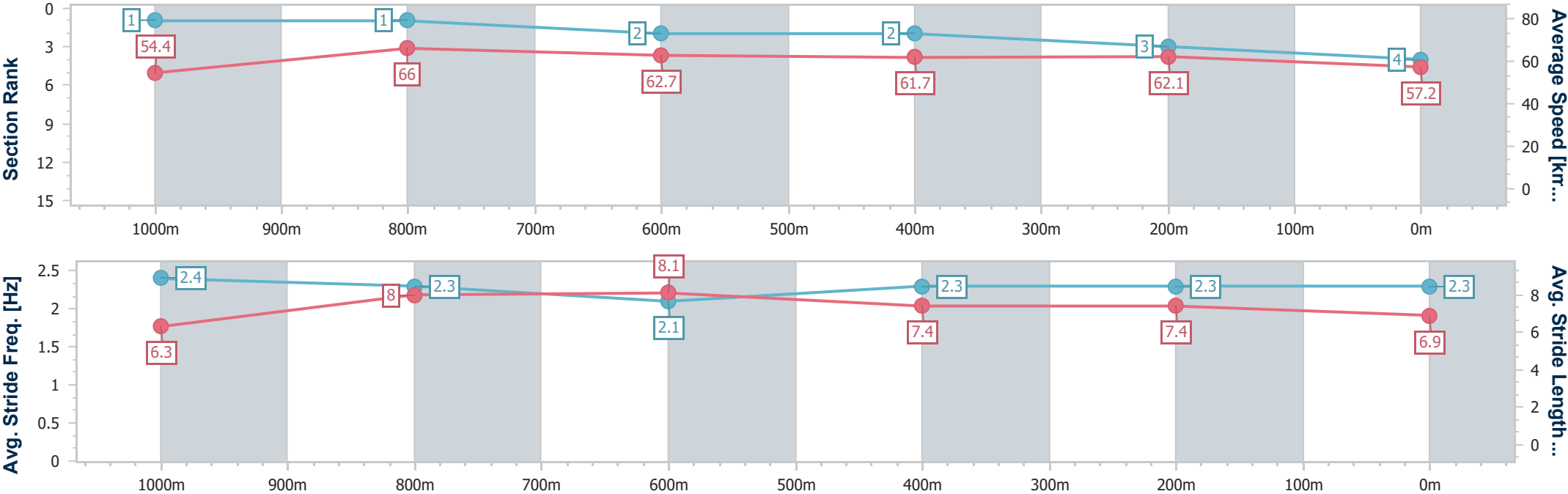


Doomben QLD Professional
Race 1: TEDDY BEARS PICNIC 3 AUGUST Fillies and Mares
Maiden Plate - 1200m
17 July 2024 - 12:38
Track Rating: Good 4, Weather: Fine, Rail Position: +8m Entire



BRISBANE
RACING CLUB

Section	Overall	1000m	800m	600m	400m	200m								
Section Times	1:11.42 [4] (0:13.26)	0:58.16 [1] (0:10.95)	0:47.21 [1] (0:11.53)	0:35.68 [2] (0:11.59)	0:24.09 [2] (0:11.53)	0:12.56 [3] (0:12.56)								
Average Speed [km/h]	54.4	66.0	62.7	61.7	62.1	57.2								
Top Speed [km/h]	71.5	68.5	64.4	63.4	63.7	60.1								
Avg. Dist. to Rail [m]	6.9	2.1	0.6	1.0	2.3	2.3								
Avg. Stride Freq. [Hz]	2.4	2.3	2.1	2.3	2.3	2.3								
Avg. Stride Length [m]	6.3	8.0	8.1	7.4	7.4	6.9								





Horse/Jockey Name	Clodhna Maeve
Final Rank	5
Fastest Section Time (Section)	0:10.72 (1000m)
Top Speed [km/h] (Section)	69.1 (1000m)
Race State	Finished

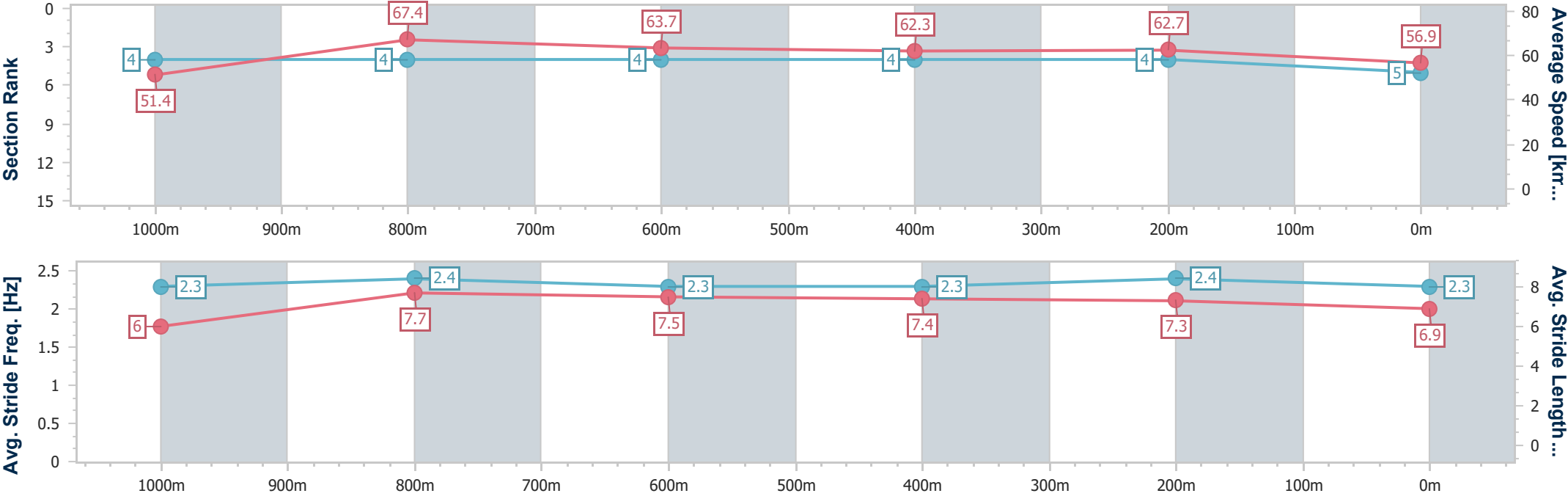


Doomben QLD Professional
Race 1: TEDDY BEARS PICNIC 3 AUGUST Fillies and Mares
Maiden Plate - 1200m
17 July 2024 - 12:38
Track Rating: Good 4, Weather: Fine, Rail Position: +8m Entire



BRISBANE
RACING CLUB

Section	Overall	1000m	800m	600m	400m	200m							
Section Times	1:11.64 [5] (0:13.97)	0:57.67 [4] (0:10.72)	0:46.95 [4] (0:11.30)	0:35.65 [4] (0:11.55)	0:24.10 [4] (0:11.46)	0:12.64 [4] (0:12.64)							
Average Speed [km/h]	51.4	67.4	63.7	62.3	62.7	56.9							
Top Speed [km/h]	68.4	69.1	66.8	63.5	64.2	60.6							
Avg. Dist. to Rail [m]	7.0	2.2	0.2	0.4	1.2	2.1							
Avg. Stride Freq. [Hz]	2.3	2.4	2.3	2.3	2.4	2.3							
Avg. Stride Length [m]	6.0	7.7	7.5	7.4	7.3	6.9							





Horse/Jockey Name	Teesandcees Apply
Final Rank	6
Fastest Section Time (Section)	0:10.97 (1000m)
Top Speed [km/h] (Section)	67.6 (1000m)
Race State	Finished

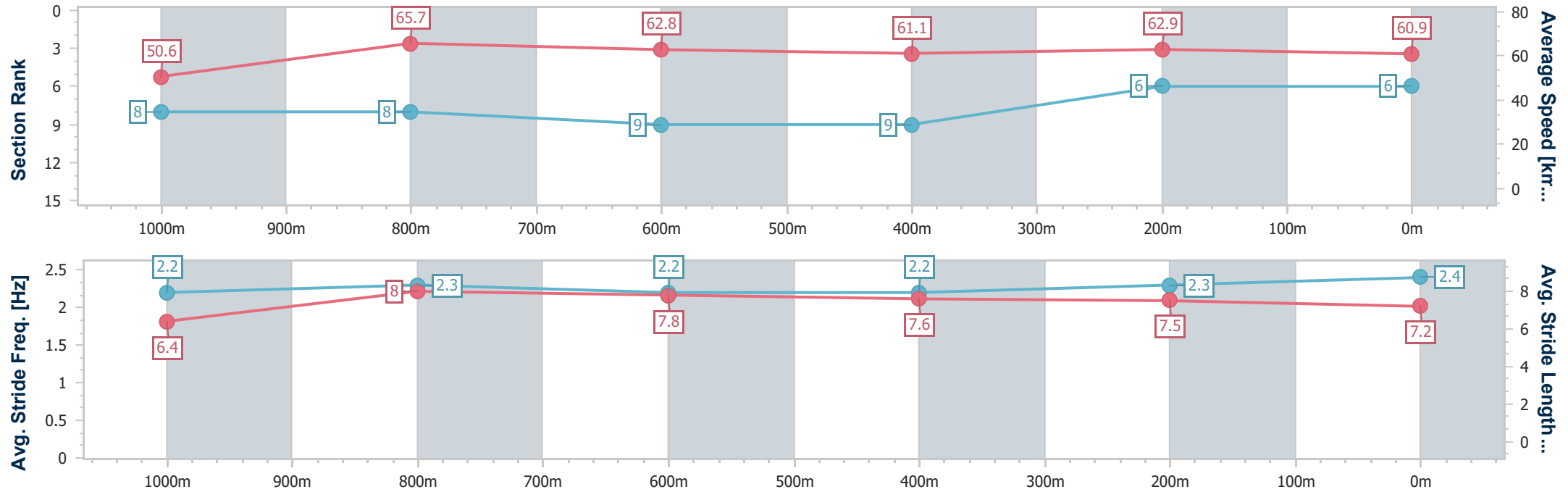


Doomben QLD Professional
Race 1: TEDDY BEARS PICNIC 3 AUGUST Fillies and Mares
Maiden Plate - 1200m
17 July 2024 - 12:38
Track Rating: Good 4, Weather: Fine, Rail Position: +8m Entire



BRISBANE
RACING CLUB

Section	Overall	1000m	800m	600m	400m	200m								
Section Times	1:11.73 [6] (0:14.26)	0:57.47 [8] (0:10.97)	0:46.50 [8] (0:11.45)	0:35.05 [9] (0:11.77)	0:23.28 [9] (0:11.45)	0:11.83 [6] (0:11.83)								
Average Speed [km/h]	50.6	65.7	62.8	61.1	62.9	60.9								
Top Speed [km/h]	65.9	67.6	64.6	62.3	64.3	63.3								
Avg. Dist. to Rail [m]	4.0	1.5	0.4	0.3	0.7	1.2								
Avg. Stride Freq. [Hz]	2.2	2.3	2.2	2.2	2.3	2.4								
Avg. Stride Length [m]	6.4	8.0	7.8	7.6	7.5	7.2								





Horse/Jockey Name	Tsukino
Final Rank	7
Fastest Section Time (Section)	0:10.76 (1000m)
Top Speed [km/h] (Section)	67.8 (1000m)
Race State	Finished

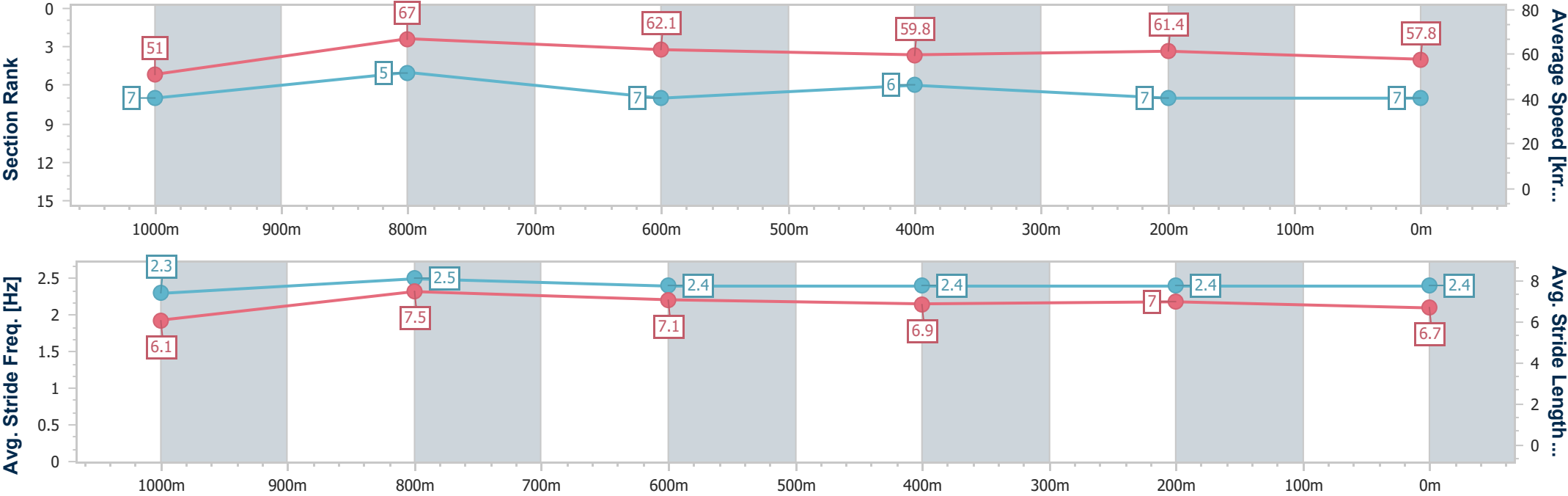


Doomben QLD Professional
Race 1: TEDDY BEARS PICNIC 3 AUGUST Fillies and Mares
Maiden Plate - 1200m
17 July 2024 - 12:38
Track Rating: Good 4, Weather: Fine, Rail Position: +8m Entire



BRISBANE
RACING CLUB

Section	Overall	1000m	800m	600m	400m	200m								
Section Times	1:12.44 [7] (0:14.12)	0:58.32 [7] (0:10.76)	0:47.56 [5] (0:11.51)	0:36.05 [7] (0:11.99)	0:24.06 [6] (0:11.64)	0:12.42 [7] (0:12.42)								
Average Speed [km/h]	51.0	67.0	62.1	59.8	61.4	57.8								
Top Speed [km/h]	67.1	67.8	66.6	60.6	62.2	61.2								
Avg. Dist. to Rail [m]	2.2	1.3	0.9	1.4	2.9	2.3								
Avg. Stride Freq. [Hz]	2.3	2.5	2.4	2.4	2.4	2.4								
Avg. Stride Length [m]	6.1	7.5	7.1	6.9	7.0	6.7								





Horse/Jockey Name	Kalbar Queen
Final Rank	8
Fastest Section Time (Section)	0:10.95 (1000m)
Top Speed [km/h] (Section)	67.5 (1000m)
Race State	Finished

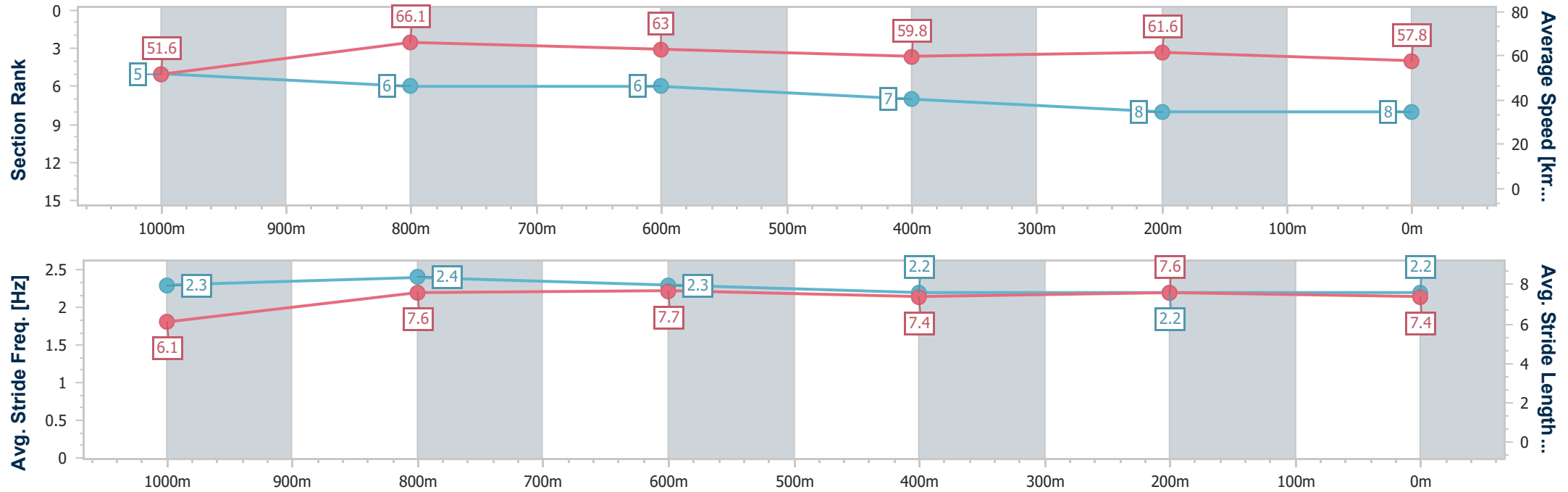


Doomben QLD Professional
Race 1: TEDDY BEARS PICNIC 3 AUGUST Fillies and Mares
Maiden Plate - 1200m
17 July 2024 - 12:38
Track Rating: Good 4, Weather: Fine, Rail Position: +8m Entire



BRISBANE
RACING CLUB

Section	Overall	1000m	800m	600m	400m	200m								
Section Times	1:12.54 [8] (0:13.98)	0:58.56 [5] (0:10.95)	0:47.61 [6] (0:11.45)	0:36.16 [6] (0:12.02)	0:24.14 [7] (0:11.69)	0:12.45 [8] (0:12.45)								
Average Speed [km/h]	51.6	66.1	63.0	59.8	61.6	57.8								
Top Speed [km/h]	65.7	67.5	64.7	62.1	62.2	60.5								
Avg. Dist. to Rail [m]	4.3	2.0	0.4	0.5	1.1	1.7								
Avg. Stride Freq. [Hz]	2.3	2.4	2.3	2.2	2.2	2.2								
Avg. Stride Length [m]	6.1	7.6	7.7	7.4	7.6	7.4								





Horse/Jockey Name	Toxoruby
Final Rank	9
Fastest Section Time (Section)	0:10.97 (1000m)
Top Speed [km/h] (Section)	66.8 (1000m)
Race State	Finished

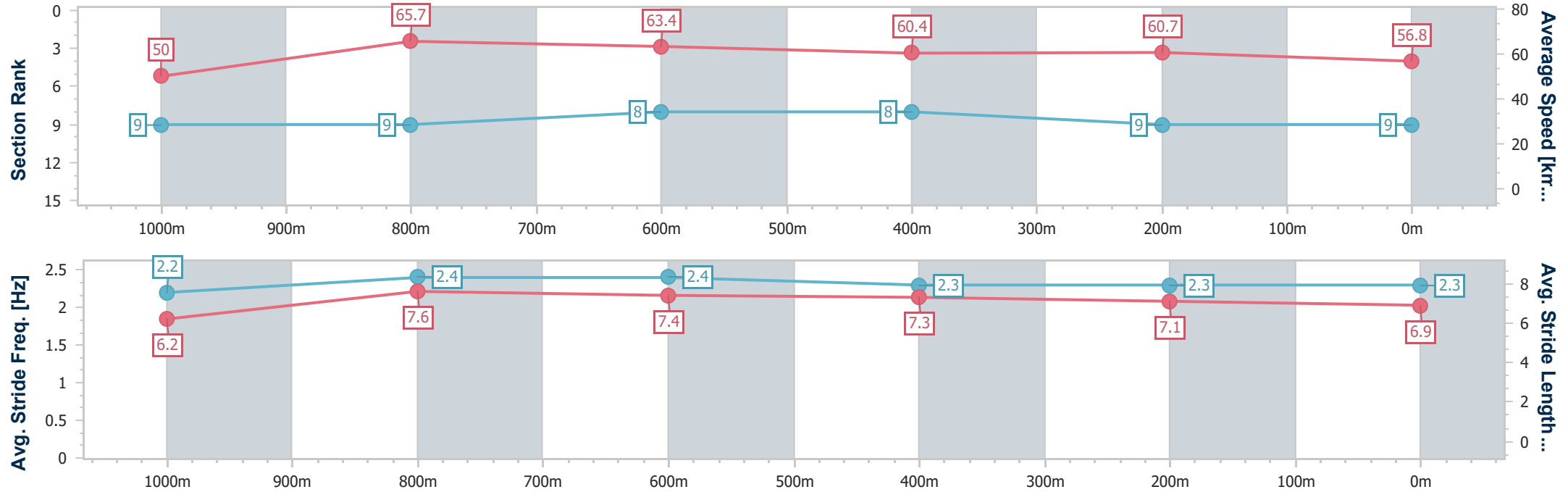


Doomben QLD Professional
Race 1: TEDDY BEARS PICNIC 3 AUGUST Fillies and Mares
Maiden Plate - 1200m
17 July 2024 - 12:38
Track Rating: Good 4, Weather: Fine, Rail Position: +8m Entire



BRISBANE
RACING CLUB

Section	Overall	1000m	800m	600m	400m	200m							
Section Times	1:12.97 [9] (0:14.44)	0:58.53 [9] (0:10.97)	0:47.56 [9] (0:11.24)	0:36.32 [8] (0:11.80)	0:24.52 [8] (0:11.81)	0:12.71 [9] (0:12.71)							
Average Speed [km/h]	50.0	65.7	63.4	60.4	60.7	56.8							
Top Speed [km/h]	65.7	66.8	65.3	62.3	61.7	59.5							
Avg. Dist. to Rail [m]	1.1	0.9	1.7	1.8	1.1	0.6							
Avg. Stride Freq. [Hz]	2.2	2.4	2.4	2.3	2.3	2.3							
Avg. Stride Length [m]	6.2	7.6	7.4	7.3	7.1	6.9							





Doomben QLD Professional

Race 2: XXXX Colts, Geldings and Entires Maiden Plate - 1200m

17 July 2024 - 13:12



BRISBANE
RACING CLUB

Track Rating: Good 4, Weather: Fine, Rail Position: +8m Entire

Section		Overall				1000m	800m	600m	400m	200m	Last 600m		
Field Times		1:11.25 (0:13.36)				0:57.89 (0:10.81)	0:47.08 (0:11.45)	0:35.63 (0:11.87)	0:23.76 (0:11.57)	0:12.19 (0:12.19)	0:35.63		
Rank	TAB Horse/Jockey	Barrier	Top Speed [km/h]	Fastest Section							Margin	Distance Travelled [m]	
1	9 MYSTIC MAC	5	69.8	0:10.76	1:11.25 [1]	0:57.74 [2]	0:46.98 [2]	0:35.61 [2]	0:23.76 [1]	0:12.19 [1]	1:11.25	0:35.61	
	Melea Castle		1000m	1000m	(0:13.51)	(0:10.76)	(0:11.37)	(0:11.85)	(0:11.57)	(0:12.19)			
2	12 TURN THE CORNER	7	66.0	0:11.15	1:11.69 [2]	0:57.61 [9]	0:46.46 [9]	0:35.19 [8]	0:23.50 [8]	0:12.12 [4]	2.62L	0:35.19	+0
	Ryan Maloney		1000m	1000m	(0:14.08)	(0:11.15)	(0:11.27)	(0:11.69)	(0:11.38)	(0:12.12)			
3	1 BEANS MEANS	2	67.2	0:10.93	1:11.75 [3]	0:58.09 [4]	0:47.16 [4]	0:35.79 [3]	0:23.99 [3]	0:12.32 [3]	2.98L	0:35.79	+1
	Madeleine Wishart		1000m	1000m	(0:13.66)	(0:10.93)	(0:11.37)	(0:11.80)	(0:11.67)	(0:12.32)			
4	5 AUTUMN SONG	9	67.2	0:11.19	1:11.94 [4]	0:58.15 [5]	0:46.96 [6]	0:35.69 [6]	0:23.92 [6]	0:12.33 [6]	4.08L	0:35.69	+6
	Cejay Graham		Overall	1000m	(0:13.79)	(0:11.19)	(0:11.27)	(0:11.77)	(0:11.59)	(0:12.33)			
5	13 MINGARDOS	3	67.1	0:11.05	1:12.00 [5]	0:58.14 [6]	0:47.09 [5]	0:35.79 [5]	0:24.01 [5]	0:12.38 [7]	4.41L	0:35.79	+0
	Samantha Collett		1000m	1000m	(0:13.86)	(0:11.05)	(0:11.30)	(0:11.78)	(0:11.63)	(0:12.38)			
6	8 LOYALTY COUNTS	1	67.1	0:10.95	1:12.04 [6]	0:58.45 [3]	0:47.50 [3]	0:36.06 [4]	0:24.23 [4]	0:12.45 [5]	4.65L	0:36.06	+0
	Cody Collis		1000m	1000m	(0:13.59)	(0:10.95)	(0:11.44)	(0:11.83)	(0:11.78)	(0:12.45)			
7	2 DANE ROAD	6	65.8	0:11.17	1:12.31 [7]	0:58.34 [7]	0:47.17 [8]	0:36.00 [7]	0:24.26 [7]	0:12.52 [8]	6.27L	0:36.00	+4
	Dale Smith		1000m	1000m	(0:13.97)	(0:11.17)	(0:11.17)	(0:11.74)	(0:11.74)	(0:12.52)			
8	3 TAKING FLIGHT	4	68.4	0:10.81	1:12.41 [8]	0:59.05 [1]	0:48.24 [1]	0:36.79 [1]	0:24.86 [2]	0:13.02 [2]	6.83L	0:36.79	+0
	Casey Waddell		1000m	1000m	(0:13.36)	(0:10.81)	(0:11.45)	(0:11.93)	(0:11.84)	(0:13.02)			
9	4 TYSON'S FURY	10	67.1	0:11.07	1:12.67 [9]	0:58.60 [8]	0:47.53 [7]	0:36.12 [9]	0:24.18 [9]	0:12.61 [9]	8.39L	0:36.12	+6
	Jake Bayliss		1000m	1000m	(0:14.07)	(0:11.07)	(0:11.41)	(0:11.94)	(0:11.57)	(0:12.61)			

Scratched: Optimus Maximus (#10), Cash Landing (#6), Superstitious (#11), Dance Wizzard (#7)



Horse/Jockey Name	Mystic Mac
Final Rank	1
Fastest Section Time (Section)	0:10.76 (1000m)
Top Speed [km/h] (Section)	69.8 (1000m)
Race State	Finished

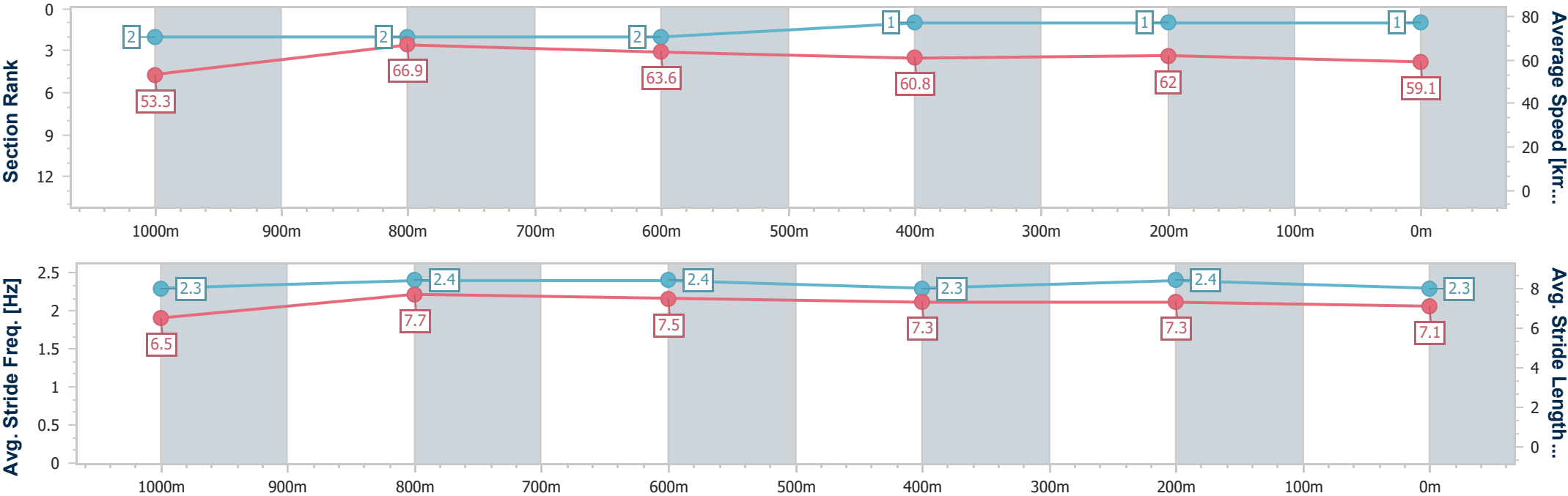


Doomben QLD Professional
Race 2: XXXX Colts, Geldings and Entires Maiden Plate - 1200m
17 July 2024 - 13:12
Track Rating: Good 4, Weather: Fine, Rail Position: +8m Entire



BRISBANE
RACING CLUB

Section	Overall	1000m	800m	600m	400m	200m							
Section Times	1:11.25 [1] (0:13.51)	0:57.74 [2] (0:10.76)	0:46.98 [2] (0:11.37)	0:35.61 [2] (0:11.85)	0:23.76 [1] (0:11.57)	0:12.19 [1] (0:12.19)							
Average Speed [km/h]	53.3	66.9	63.6	60.8	62.0	59.1							
Top Speed [km/h]	69.6	69.8	65.3	61.8	63.1	61.7							
Avg. Dist. to Rail [m]	3.8	0.7	0.2	0.2	1.2	0.6							
Avg. Stride Freq. [Hz]	2.3	2.4	2.4	2.3	2.4	2.3							
Avg. Stride Length [m]	6.5	7.7	7.5	7.3	7.3	7.1							





Horse/Jockey Name	Turn The Corner
Final Rank	2
Fastest Section Time (Section)	0:11.15 (1000m)
Top Speed [km/h] (Section)	66.0 (1000m)
Race State	Finished

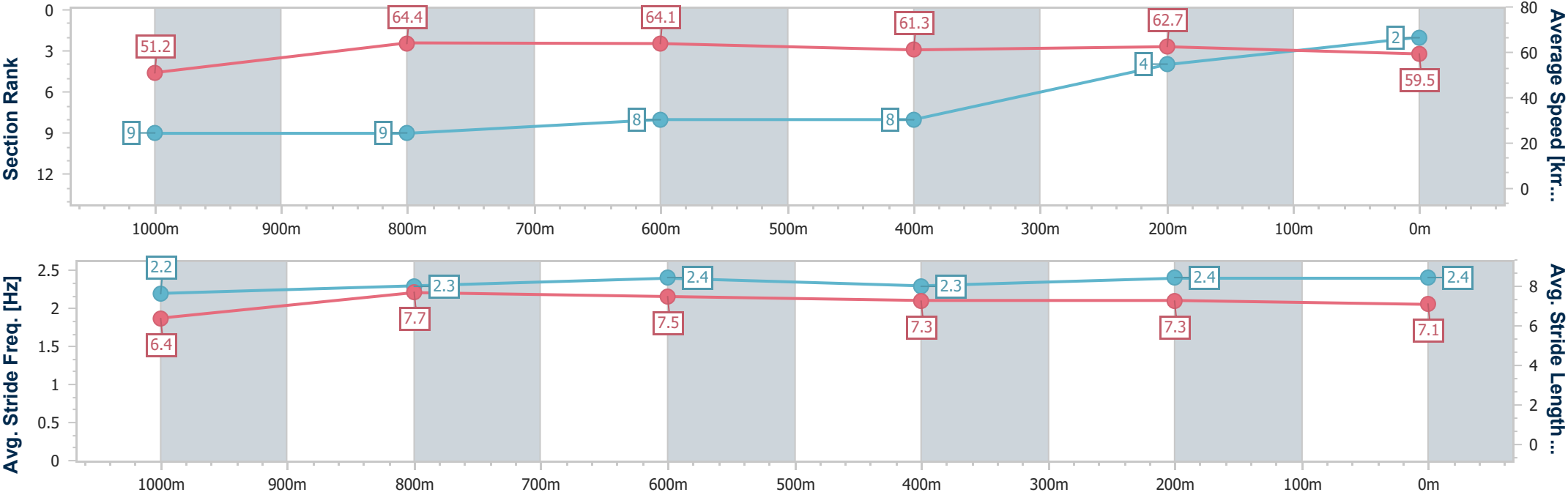


Doomben QLD Professional
Race 2: XXXX Colts, Geldings and Entires Maiden Plate - 1200m
17 July 2024 - 13:12
Track Rating: Good 4, Weather: Fine, Rail Position: +8m Entire



BRISBANE
RACING CLUB

Section	Overall	1000m	800m	600m	400m	200m								
Section Times	1:11.69 [2] (0:14.08)	0:57.61 [9] (0:11.15)	0:46.46 [9] (0:11.27)	0:35.19 [8] (0:11.69)	0:23.50 [8] (0:11.38)	0:12.12 [4] (0:12.12)								
Average Speed [km/h]	51.2	64.4	64.1	61.3	62.7	59.5								
Top Speed [km/h]	65.1	66.0	64.8	63.4	64.1	62.3								
Avg. Dist. to Rail [m]	5.0	1.0	0.4	1.0	3.5	1.7								
Avg. Stride Freq. [Hz]	2.2	2.3	2.4	2.3	2.4	2.4								
Avg. Stride Length [m]	6.4	7.7	7.5	7.3	7.3	7.1								





Horse/Jockey Name	Beans Means
Final Rank	3
Fastest Section Time (Section)	0:10.93 (1000m)
Top Speed [km/h] (Section)	67.2 (1000m)
Race State	Finished

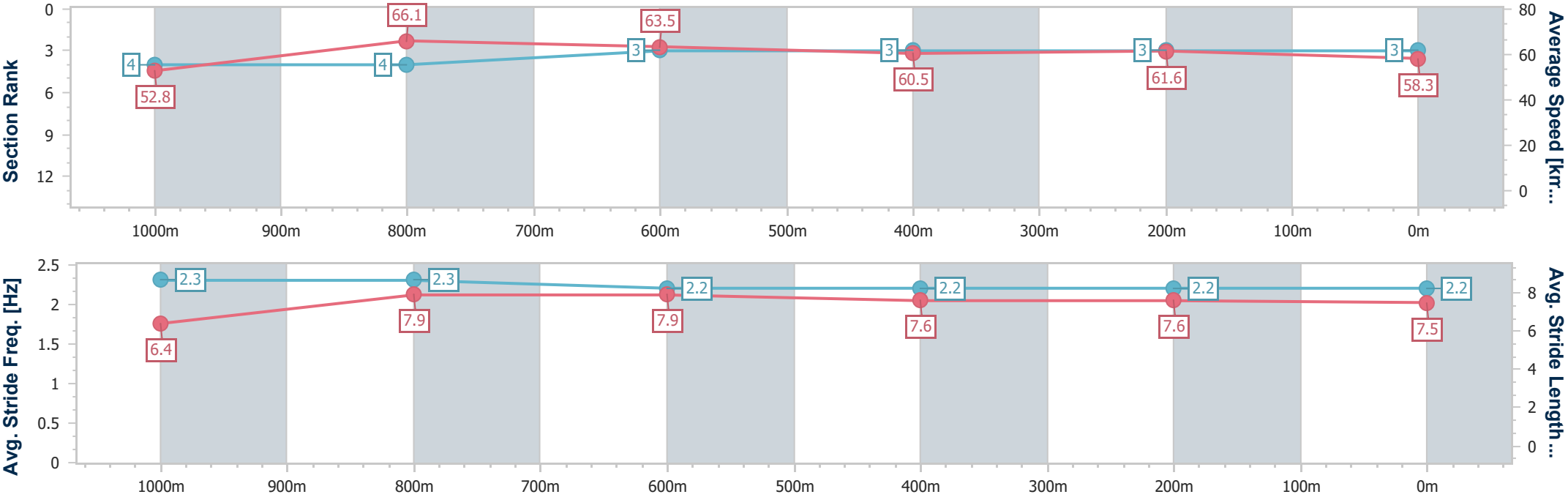


Doomben QLD Professional
Race 2: XXXX Colts, Geldings and Entires Maiden Plate - 1200m
17 July 2024 - 13:12
Track Rating: Good 4, Weather: Fine, Rail Position: +8m Entire



BRISBANE
RACING CLUB

Section	Overall	1000m	800m	600m	400m	200m							
Section Times	1:11.75 [3] (0:13.66)	0:58.09 [4] (0:10.93)	0:47.16 [4] (0:11.37)	0:35.79 [3] (0:11.80)	0:23.99 [3] (0:11.67)	0:12.32 [3] (0:12.32)							
Average Speed [km/h]	52.8	66.1	63.5	60.5	61.6	58.3							
Top Speed [km/h]	66.4	67.2	65.1	62.5	63.2	60.5							
Avg. Dist. to Rail [m]	2.1	1.2	0.2	1.0	2.0	2.2							
Avg. Stride Freq. [Hz]	2.3	2.3	2.2	2.2	2.2	2.2							
Avg. Stride Length [m]	6.4	7.9	7.9	7.6	7.6	7.5							





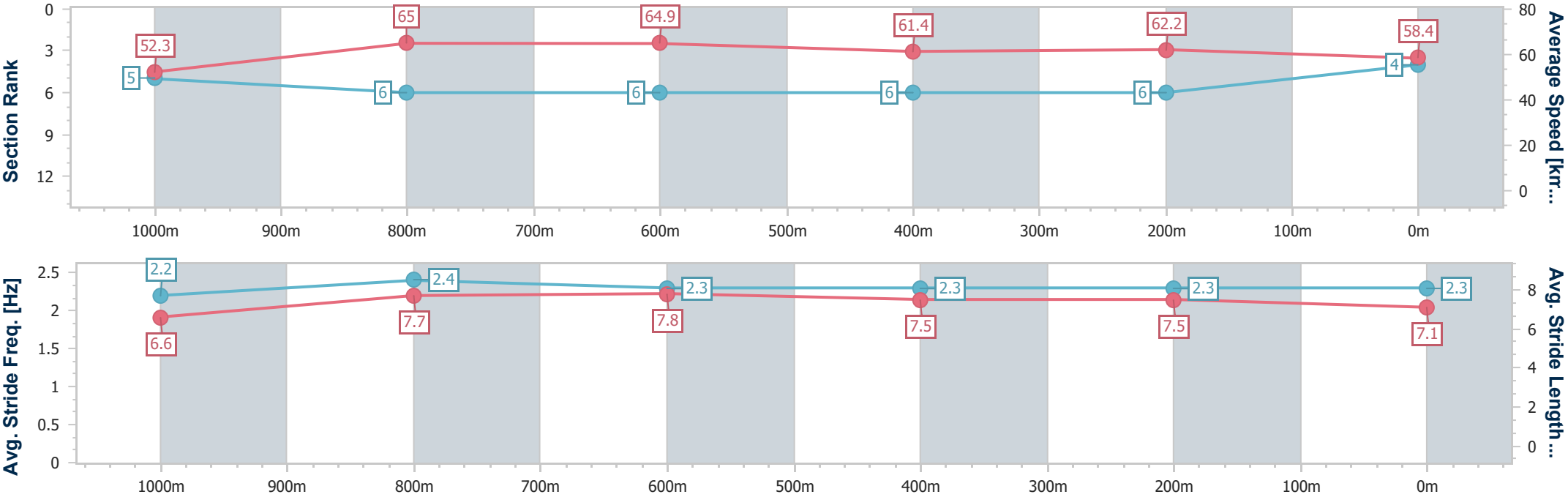
Horse/Jockey Name	Autumn Song
Final Rank	4
Fastest Section Time (Section)	0:11.19 (1000m)
Top Speed [km/h] (Section)	67.2 (Overall)
Race State	Finished



Doomben QLD Professional
Race 2: XXXX Colts, Geldings and Entires Maiden Plate - 1200m
17 July 2024 - 13:12
Track Rating: Good 4, Weather: Fine, Rail Position: +8m Entire



Section	Overall	1000m	800m	600m	400m	200m								
Section Times	1:11.94 [4] (0:13.79)	0:58.15 [5] (0:11.19)	0:46.96 [6] (0:11.27)	0:35.69 [6] (0:11.77)	0:23.92 [6] (0:11.59)	0:12.33 [6] (0:12.33)								
Average Speed [km/h]	52.3	65.0	64.9	61.4	62.2	58.4								
Top Speed [km/h]	67.2	66.8	65.8	64.2	64.4	60.4								
Avg. Dist. to Rail [m]	5.6	2.9	2.8	1.1	2.2	5.9								
Avg. Stride Freq. [Hz]	2.2	2.4	2.3	2.3	2.3	2.3								
Avg. Stride Length [m]	6.6	7.7	7.8	7.5	7.5	7.1								



[] Ranking at each section and finish
-.-.- No data available at this section
NA No data available



Horse/Jockey Name	Mingardos
Final Rank	5
Fastest Section Time (Section)	0:11.05 (1000m)
Top Speed [km/h] (Section)	67.1 (1000m)
Race State	Finished

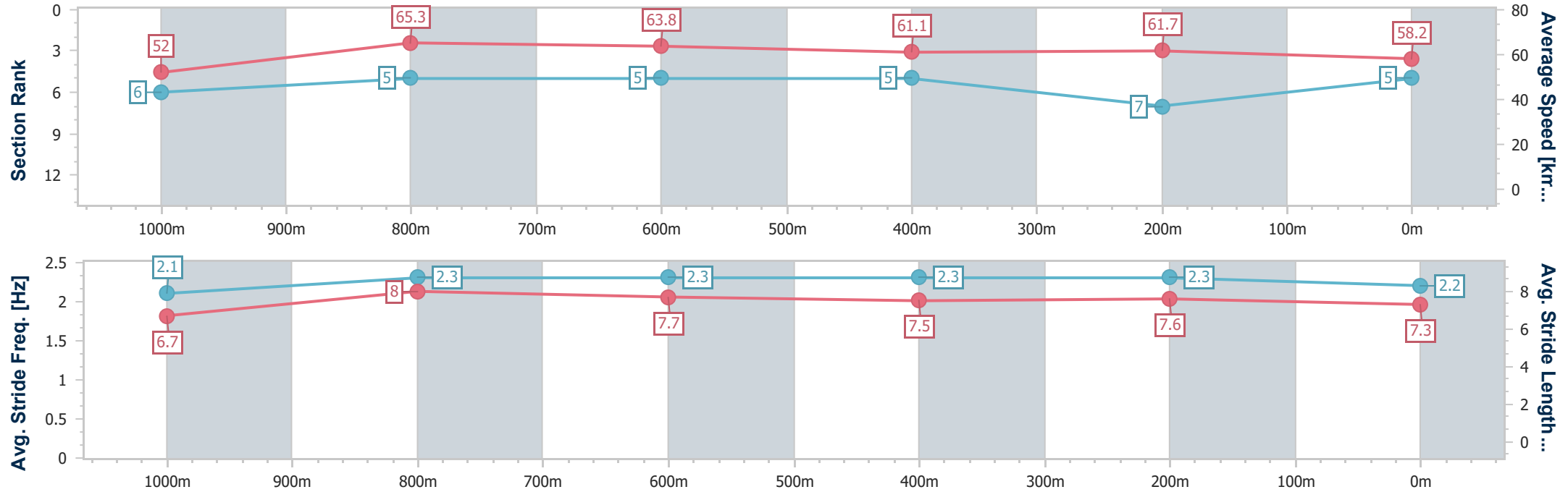


Doomben QLD Professional
Race 2: XXXX Colts, Geldings and Entires Maiden Plate - 1200m
17 July 2024 - 13:12
Track Rating: Good 4, Weather: Fine, Rail Position: +8m Entire



BRISBANE
RACING CLUB

Section	Overall	1000m	800m	600m	400m	200m							
Section Times	1:12.00 [5] (0:13.86)	0:58.14 [6] (0:11.05)	0:47.09 [5] (0:11.30)	0:35.79 [5] (0:11.78)	0:24.01 [5] (0:11.63)	0:12.38 [7] (0:12.38)							
Average Speed [km/h]	52.0	65.3	63.8	61.1	61.7	58.2							
Top Speed [km/h]	66.6	67.1	65.2	62.3	63.3	60.8							
Avg. Dist. to Rail [m]	1.8	0.8	0.6	0.5	1.5	3.6							
Avg. Stride Freq. [Hz]	2.1	2.3	2.3	2.3	2.3	2.2							
Avg. Stride Length [m]	6.7	8.0	7.7	7.5	7.6	7.3							





Horse/Jockey Name	Loyalty Counts
Final Rank	6
Fastest Section Time (Section)	0:10.95 (1000m)
Top Speed [km/h] (Section)	67.1 (1000m)
Race State	Finished

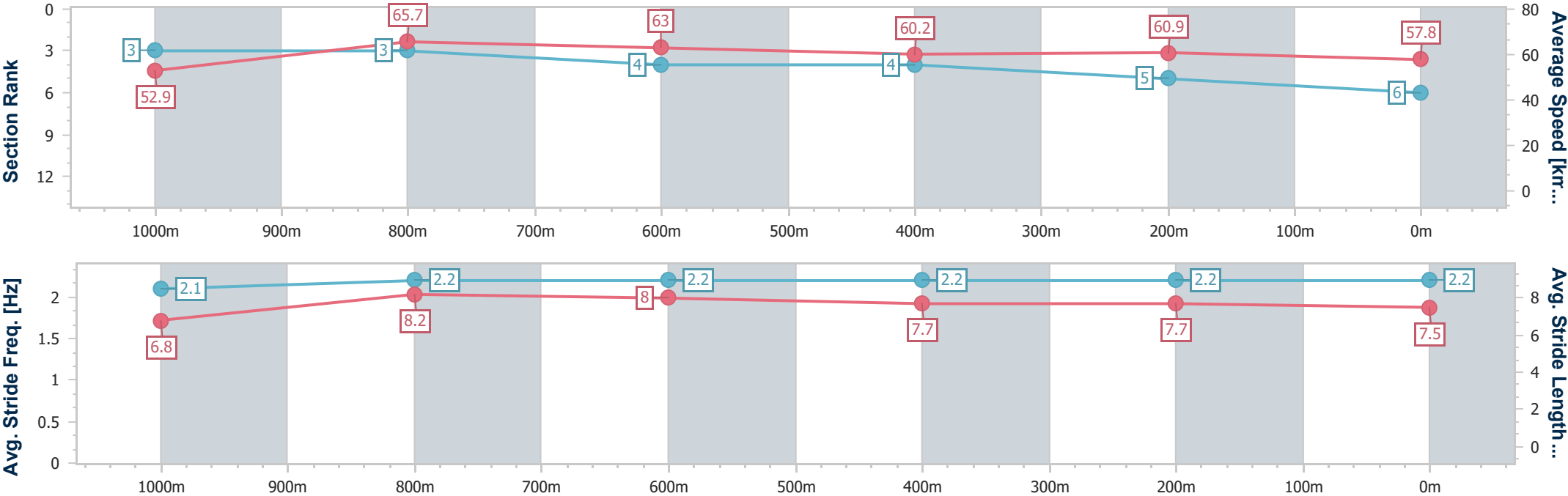


Doomben QLD Professional
Race 2: XXXX Colts, Geldings and Entires Maiden Plate - 1200m
17 July 2024 - 13:12
Track Rating: Good 4, Weather: Fine, Rail Position: +8m Entire



BRISBANE
RACING CLUB

Section	Overall	1000m	800m	600m	400m	200m								
Section Times	1:12.04 [6] (0:13.59)	0:58.45 [3] (0:10.95)	0:47.50 [3] (0:11.44)	0:36.06 [4] (0:11.83)	0:24.23 [4] (0:11.78)	0:12.45 [5] (0:12.45)								
Average Speed [km/h]	52.9	65.7	63.0	60.2	60.9	57.8								
Top Speed [km/h]	66.5	67.1	65.3	61.8	62.3	60.9								
Avg. Dist. to Rail [m]	0.6	0.3	0.1	1.2	1.2	2.6								
Avg. Stride Freq. [Hz]	2.1	2.2	2.2	2.2	2.2	2.2								
Avg. Stride Length [m]	6.8	8.2	8.0	7.7	7.7	7.5								





Horse/Jockey Name	Dane Road
Final Rank	7
Fastest Section Time (Section)	0:11.17 (1000m)
Top Speed [km/h] (Section)	65.8 (1000m)
Race State	Finished

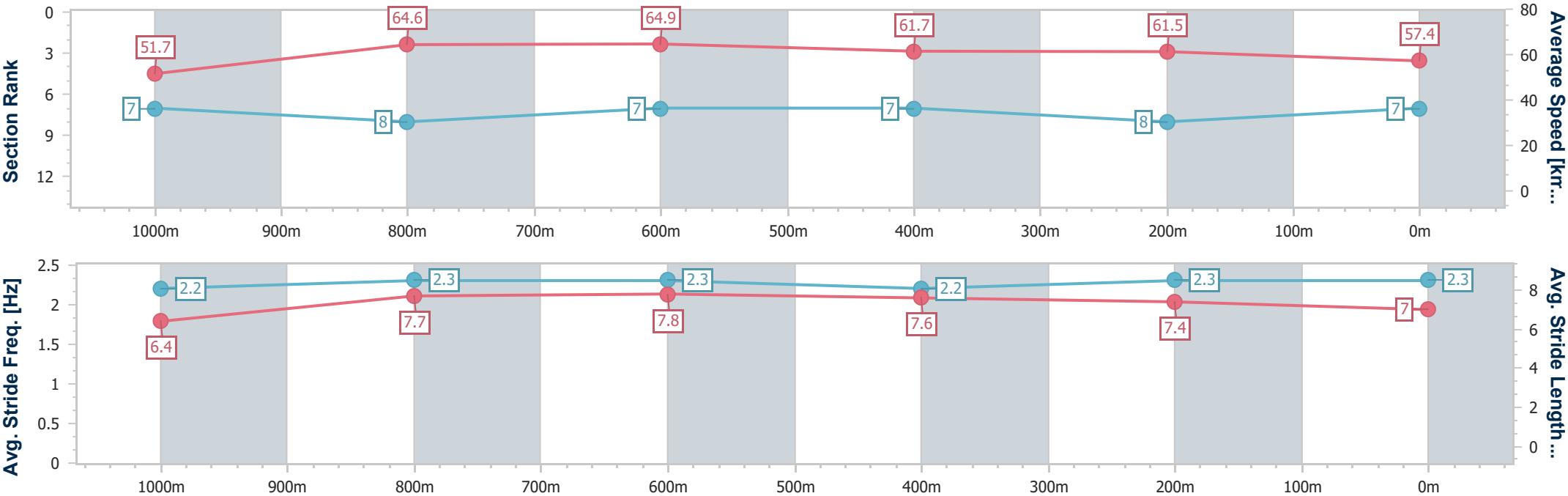


Doomben QLD Professional
Race 2: XXXX Colts, Geldings and Entires Maiden Plate - 1200m
17 July 2024 - 13:12
Track Rating: Good 4, Weather: Fine, Rail Position: +8m Entire



BRISBANE
RACING CLUB

Section	Overall	1000m	800m	600m	400m	200m							
Section Times	1:12.31 [7] (0:13.97)	0:58.34 [7] (0:11.17)	0:47.17 [8] (0:11.17)	0:36.00 [7] (0:11.74)	0:24.26 [7] (0:11.74)	0:12.52 [8] (0:12.52)							
Average Speed [km/h]	51.7	64.6	64.9	61.7	61.5	57.4							
Top Speed [km/h]	65.4	65.8	65.3	63.7	62.7	59.7							
Avg. Dist. to Rail [m]	4.1	1.6	1.6	1.1	2.5	3.8							
Avg. Stride Freq. [Hz]	2.2	2.3	2.3	2.2	2.3	2.3							
Avg. Stride Length [m]	6.4	7.7	7.8	7.6	7.4	7.0							





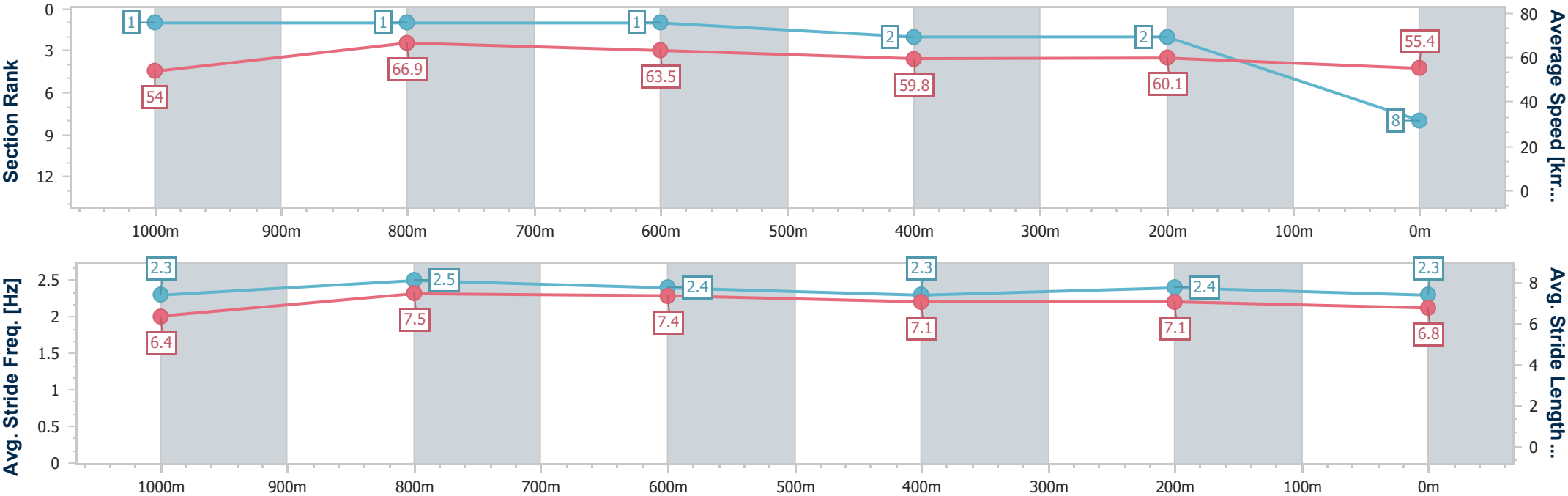
Horse/Jockey Name	Taking Flight
Final Rank	8
Fastest Section Time (Section)	0:10.81 (1000m)
Top Speed [km/h] (Section)	68.4 (1000m)
Race State	Finished



Doomben QLD Professional
Race 2: XXXX Colts, Geldings and Entires Maiden Plate - 1200m
17 July 2024 - 13:12
Track Rating: Good 4, Weather: Fine, Rail Position: +8m Entire



Section	Overall	1000m	800m	600m	400m	200m							
Section Times	1:12.41 [8] (0:13.36)	0:59.05 [1] (0:10.81)	0:48.24 [1] (0:11.45)	0:36.79 [1] (0:11.93)	0:24.86 [2] (0:11.84)	0:13.02 [2] (0:13.02)							
Average Speed [km/h]	54.0	66.9	63.5	59.8	60.1	55.4							
Top Speed [km/h]	68.1	68.4	65.4	62.0	63.2	58.2							
Avg. Dist. to Rail [m]	3.4	2.5	1.3	1.9	2.7	0.9							
Avg. Stride Freq. [Hz]	2.3	2.5	2.4	2.3	2.4	2.3							
Avg. Stride Length [m]	6.4	7.5	7.4	7.1	7.1	6.8							





Horse/Jockey Name	Tyson's Fury
Final Rank	9
Fastest Section Time (Section)	0:11.07 (1000m)
Top Speed [km/h] (Section)	67.1 (1000m)
Race State	Finished

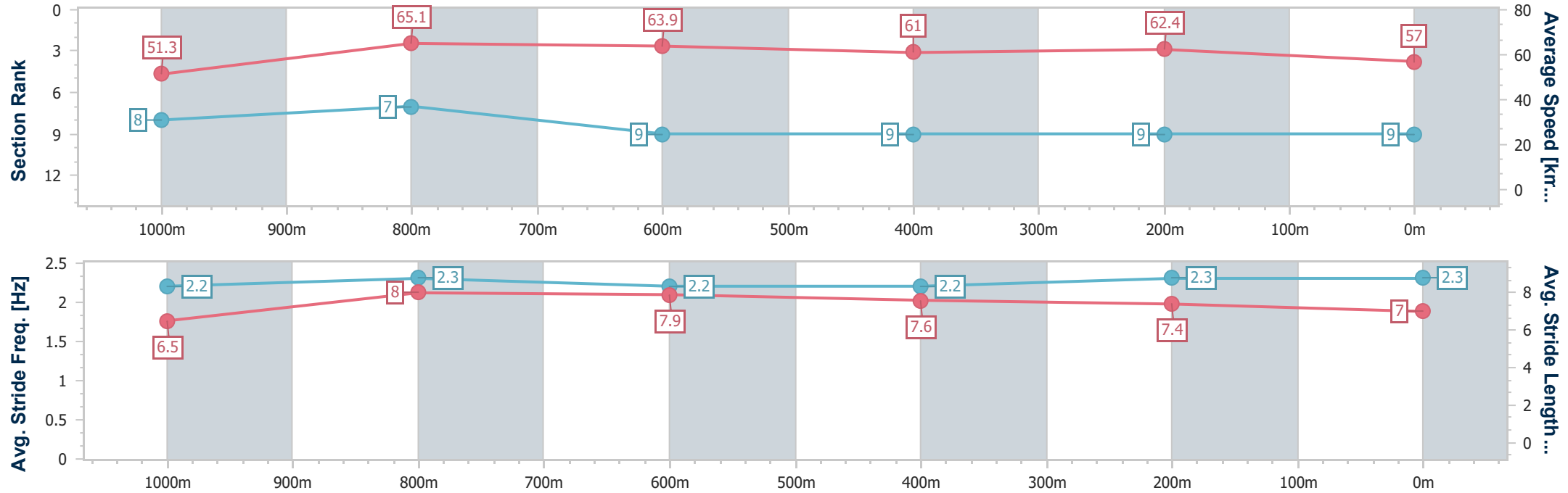


Doomben QLD Professional
Race 2: XXXX Colts, Geldings and Entires Maiden Plate - 1200m
17 July 2024 - 13:12
Track Rating: Good 4, Weather: Fine, Rail Position: +8m Entire



BRISBANE
RACING CLUB

Section	Overall	1000m	800m	600m	400m	200m							
Section Times	1:12.67 [9] (0:14.07)	0:58.60 [8] (0:11.07)	0:47.53 [7] (0:11.41)	0:36.12 [9] (0:11.94)	0:24.18 [9] (0:11.57)	0:12.61 [9] (0:12.61)							
Average Speed [km/h]	51.3	65.1	63.9	61.0	62.4	57.0							
Top Speed [km/h]	67.1	67.1	64.7	63.3	64.3	60.5							
Avg. Dist. to Rail [m]	6.4	1.9	2.3	2.2	4.1	5.5							
Avg. Stride Freq. [Hz]	2.2	2.3	2.2	2.2	2.3	2.3							
Avg. Stride Length [m]	6.5	8.0	7.9	7.6	7.4	7.0							



[] Ranking at each section and finish
- - - - No data available at this section
NA No data available



Doomben QLD Professional
Race 3: MEKKA RACEDAY 17 AUGUST Fillies and Mares Class 1
Handicap - 1200m
17 July 2024 - 13:47



Track Rating: Good 4, Weather: Fine, Rail Position: +8m Entire

Section		Overall				1000m	800m	600m	400m	200m	Last 600m		
Field Times		1:11.03				0:57.78	0:47.33	0:36.03	0:24.30	0:12.54	0:36.03		
		(0:13.25)				(0:10.45)	(0:11.30)	(0:11.73)	(0:11.76)	(0:12.54)			
Rank	TAB Horse/Jockey	Barrier	Top Speed [km/h]	Fastest Section									Distance Travelled [m]
1	11 INTRECCIATO	2	70.2	0:10.62	1:11.03 [1]	0:57.27 [7]	0:46.65 [7]	0:35.35 [7]	0:23.71 [7]	0:12.25 [4]	1:11.03	0:35.35	
	Karl Zechner		1000m	1000m	(0:13.76)	(0:10.62)	(0:11.30)	(0:11.64)	(0:11.46)	(0:12.25)			
2	5 AERIAL BAY	9	70.3	0:10.57	1:11.07 [2]	0:57.62 [3]	0:47.05 [3]	0:35.78 [3]	0:24.20 [2]	0:12.47 [2]	0.26L	0:35.78	+2
	Emily Lang		1000m	1000m	(0:13.45)	(0:10.57)	(0:11.27)	(0:11.58)	(0:11.73)	(0:12.47)			
3	4 YELLOWHAMMER	12	69.3	0:10.63	1:11.09 [3]	0:56.94 [9]	0:46.31 [9]	0:35.17 [9]	0:23.64 [8]	0:12.31 [5]	0.35L	0:35.17	+3
	Damien Thornton		1000m	1000m	(0:14.15)	(0:10.63)	(0:11.14)	(0:11.53)	(0:11.33)	(0:12.31)			
4	10 STORM DREAMER	7	70.0	0:10.55	1:11.09 [4]	0:57.46 [6]	0:46.91 [6]	0:35.55 [6]	0:23.94 [6]	0:12.36 [3]	0.38L	0:35.55	+6
	Samantha Collett		Overall	1000m	(0:13.63)	(0:10.55)	(0:11.36)	(0:11.61)	(0:11.58)	(0:12.36)			
5	7 GURU CLASS	1	70.4	0:10.45	1:11.11 [5]	0:57.86 [1]	0:47.41 [1]	0:36.11 [1]	0:24.38 [1]	0:12.62 [1]	0.5L	0:36.11	+5
	Cejay Graham		1000m	1000m	(0:13.25)	(0:10.45)	(0:11.30)	(0:11.73)	(0:11.76)	(0:12.62)			
6	3 GLOWLIGHT	8	69.8	0:10.65	1:11.46 [6]	0:57.50 [8]	0:46.85 [8]	0:35.57 [8]	0:23.94 [9]	0:12.46 [9]	2.52L	0:35.57	+0
	Ryan Maloney		1000m	1000m	(0:13.96)	(0:10.65)	(0:11.28)	(0:11.63)	(0:11.48)	(0:12.46)			
7	6 ELLE OF A BELLE	3	70.4	0:10.55	1:11.52 [7]	0:58.05 [4]	0:47.50 [4]	0:36.19 [4]	0:24.43 [5]	0:12.71 [6]	2.88L	0:36.19	+1
	Michael Cahill		Overall	1000m	(0:13.47)	(0:10.55)	(0:11.31)	(0:11.76)	(0:11.72)	(0:12.71)			
8	8 CHOCKABLOCK	5	70.0	0:10.55	1:11.69 [8]	0:58.06 [5]	0:47.51 [5]	0:36.26 [5]	0:24.64 [4]	0:12.75 [8]	3.88L	0:36.26	+1
	Micheal Hellyer		1000m	1000m	(0:13.63)	(0:10.55)	(0:11.25)	(0:11.62)	(0:11.89)	(0:12.75)			
9	12 DUCHESS BREE	10	68.7	0:10.59	1:11.97 [9]	0:57.67 [10]	0:47.08 [10]	0:35.92 [10]	0:24.11 [10]	0:12.70 [10]	5.55L	0:35.92	+0
	Melea Castle		1000m	1000m	(0:14.30)	(0:10.59)	(0:11.16)	(0:11.81)	(0:11.41)	(0:12.70)			
10	2 MAGIC ISLAND	4	70.7	0:10.53	1:12.52 [10]	0:59.25 [2]	0:48.72 [2]	0:37.26 [2]	0:25.49 [3]	0:13.59 [7]	8.77L	0:37.26	+4
	Michael Rodd		1000m	1000m	(0:13.27)	(0:10.53)	(0:11.46)	(0:11.77)	(0:11.90)	(0:13.59)			

Scratched: Shore To Happen (#9), Empress Of Wonder (#1)



Horse/Jockey Name	Intrecciato
Final Rank	1
Fastest Section Time (Section)	0:10.62 (1000m)
Top Speed [km/h] (Section)	70.2 (1000m)
Race State	Finished

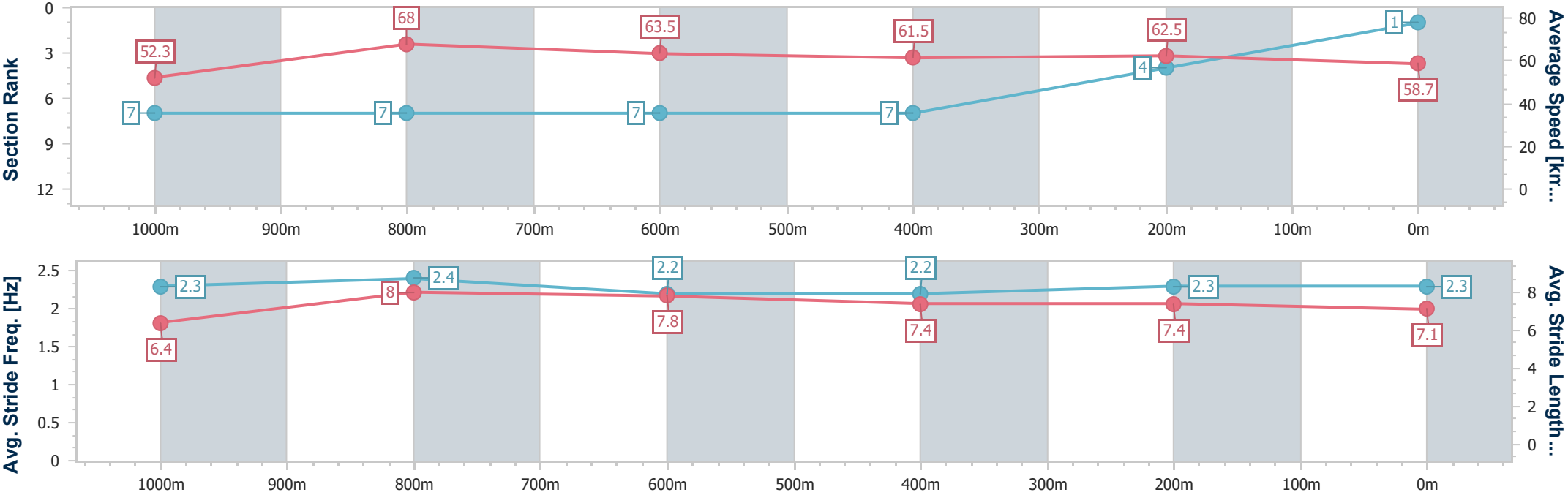


Doomben QLD Professional
Race 3: MEKKA RACEDAY 17 AUGUST Fillies and Mares Class
1 Handicap - 1200m
17 July 2024 - 13:47
Track Rating: Good 4, Weather: Fine, Rail Position: +8m Entire



BRISBANE
RACING CLUB

Section	Overall	1000m	800m	600m	400m	200m								
Section Times	1:11.03 [1] (0:13.76)	0:57.27 [7] (0:10.62)	0:46.65 [7] (0:11.30)	0:35.35 [7] (0:11.64)	0:23.71 [7] (0:11.46)	0:12.25 [4] (0:12.25)								
Average Speed [km/h]	52.3	68.0	63.5	61.5	62.5	58.7								
Top Speed [km/h]	69.9	70.2	67.0	62.6	63.4	61.8								
Avg. Dist. to Rail [m]	0.7	0.2	0.7	1.4	1.3	2.4								
Avg. Stride Freq. [Hz]	2.3	2.4	2.2	2.2	2.3	2.3								
Avg. Stride Length [m]	6.4	8.0	7.8	7.4	7.4	7.1								





Horse/Jockey Name	Aerial Bay
Final Rank	2
Fastest Section Time (Section)	0:10.57 (1000m)
Top Speed [km/h] (Section)	70.3 (1000m)
Race State	Finished

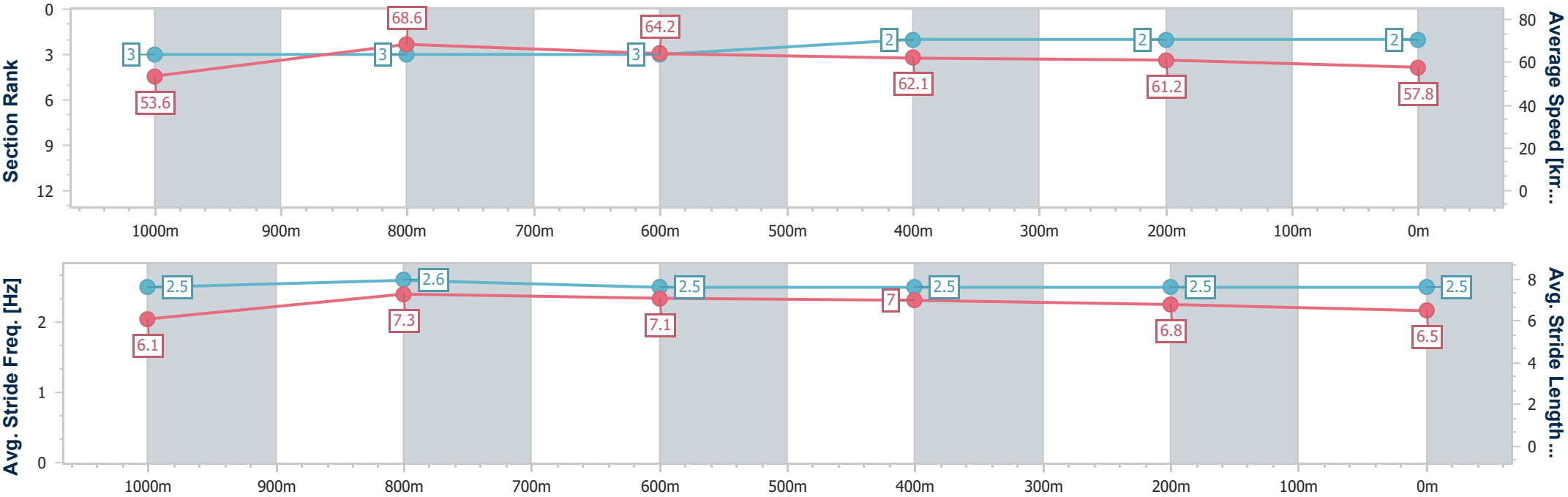


Doomben QLD Professional
Race 3: MEKKA RACEDAY 17 AUGUST Fillies and Mares Class
1 Handicap - 1200m
17 July 2024 - 13:47
Track Rating: Good 4, Weather: Fine, Rail Position: +8m Entire



BRISBANE
RACING CLUB

Section	Overall	1000m	800m	600m	400m	200m								
Section Times	1:11.07 [2] (0:13.45)	0:57.62 [3] (0:10.57)	0:47.05 [3] (0:11.27)	0:35.78 [3] (0:11.58)	0:24.20 [2] (0:11.73)	0:12.47 [2] (0:12.47)								
Average Speed [km/h]	53.6	68.6	64.2	62.1	61.2	57.8								
Top Speed [km/h]	69.7	70.3	66.9	62.7	62.6	59.5								
Avg. Dist. to Rail [m]	6.0	3.0	0.8	0.4	0.9	2.8								
Avg. Stride Freq. [Hz]	2.5	2.6	2.5	2.5	2.5	2.5								
Avg. Stride Length [m]	6.1	7.3	7.1	7.0	6.8	6.5								





Horse/Jockey Name	Yellowhammer
Final Rank	3
Fastest Section Time (Section)	0:10.63 (1000m)
Top Speed [km/h] (Section)	69.3 (1000m)
Race State	Finished

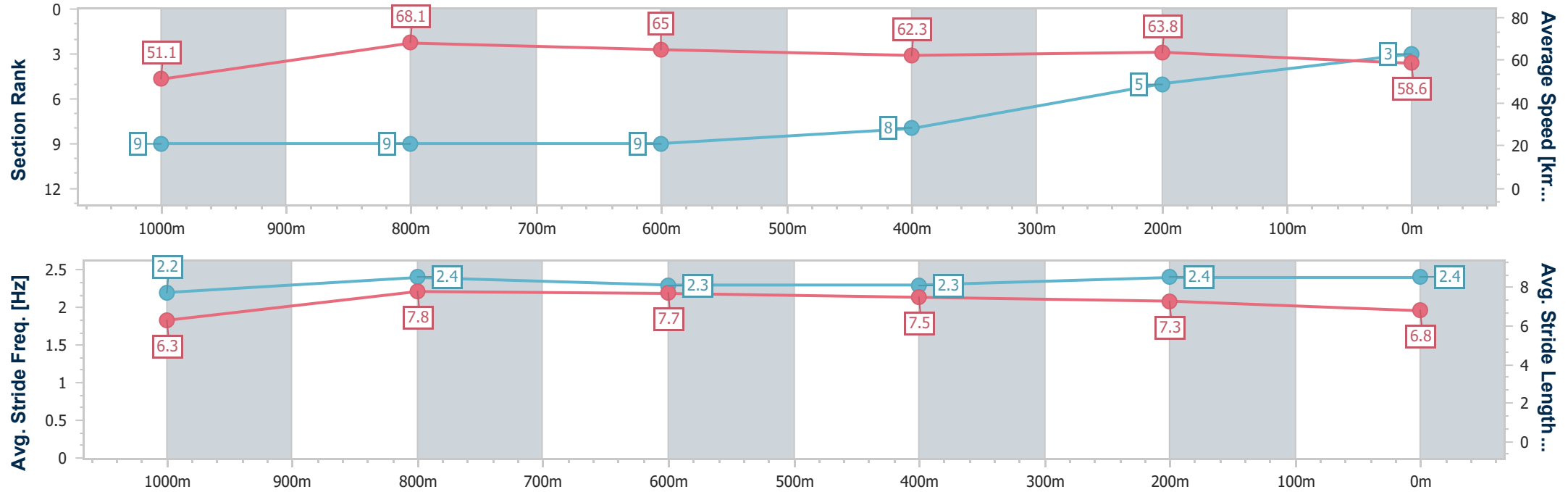


Doomben QLD Professional
Race 3: MEKKA RACEDAY 17 AUGUST Fillies and Mares Class
1 Handicap - 1200m
17 July 2024 - 13:47
Track Rating: Good 4, Weather: Fine, Rail Position: +8m Entire



BRISBANE
RACING CLUB

Section	Overall	1000m	800m	600m	400m	200m								
Section Times	1:11.09 [3] (0:14.15)	0:56.94 [9] (0:10.63)	0:46.31 [9] (0:11.14)	0:35.17 [9] (0:11.53)	0:23.64 [8] (0:11.33)	0:12.31 [5] (0:12.31)								
Average Speed [km/h]	51.1	68.1	65.0	62.3	63.8	58.6								
Top Speed [km/h]	67.6	69.3	66.8	64.6	64.8	61.7								
Avg. Dist. to Rail [m]	7.1	2.6	0.9	0.3	3.0	6.0								
Avg. Stride Freq. [Hz]	2.2	2.4	2.3	2.3	2.4	2.4								
Avg. Stride Length [m]	6.3	7.8	7.7	7.5	7.3	6.8								





Horse/Jockey Name	Storm Dreamer
Final Rank	4
Fastest Section Time (Section)	0:10.55 (1000m)
Top Speed [km/h] (Section)	70.0 (Overall)
Race State	Finished

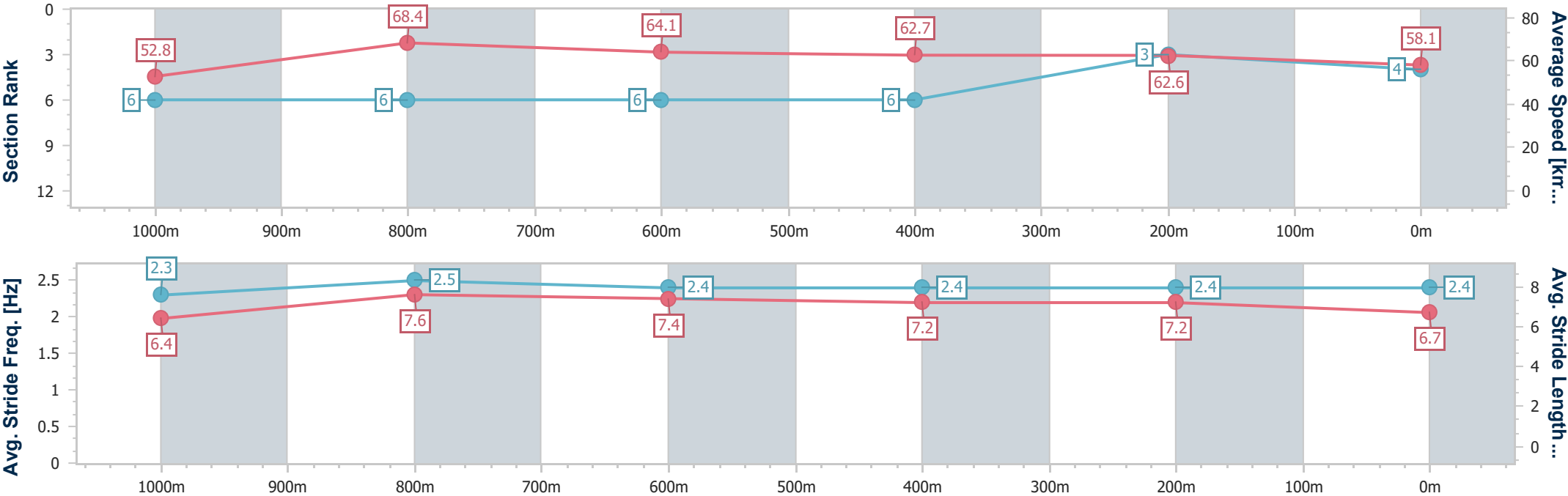


Doomben QLD Professional
Race 3: MEKKA RACEDAY 17 AUGUST Fillies and Mares Class
1 Handicap - 1200m
17 July 2024 - 13:47
Track Rating: Good 4, Weather: Fine, Rail Position: +8m Entire



BRISBANE
RACING CLUB

Section	Overall	1000m	800m	600m	400m	200m								
Section Times	1:11.09 [4] (0:13.63)	0:57.46 [6] (0:10.55)	0:46.91 [6] (0:11.36)	0:35.55 [6] (0:11.61)	0:23.94 [6] (0:11.58)	0:12.36 [3] (0:12.36)								
Average Speed [km/h]	52.8	68.4	64.1	62.7	62.6	58.1								
Top Speed [km/h]	70.0	69.3	66.6	64.3	63.7	60.4								
Avg. Dist. to Rail [m]	2.9	0.7	2.2	2.3	3.1	5.9								
Avg. Stride Freq. [Hz]	2.3	2.5	2.4	2.4	2.4	2.4								
Avg. Stride Length [m]	6.4	7.6	7.4	7.2	7.2	6.7								





Horse/Jockey Name	Guru Class
Final Rank	5
Fastest Section Time (Section)	0:10.45 (1000m)
Top Speed [km/h] (Section)	70.4 (1000m)
Race State	Finished

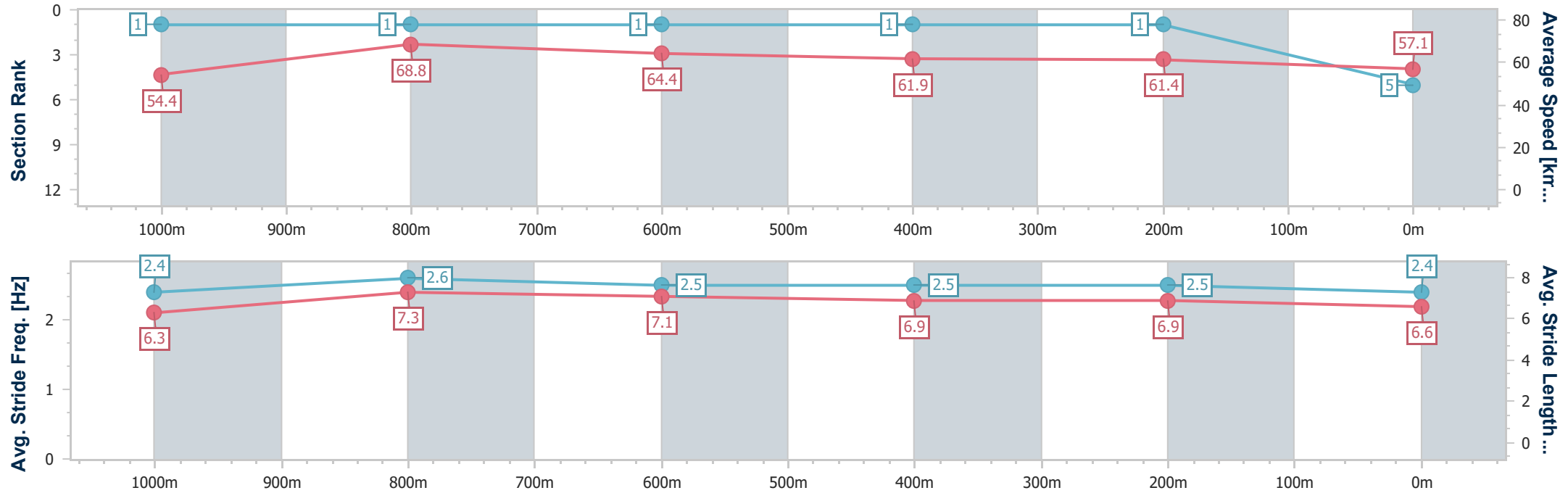


Doomben QLD Professional
Race 3: MEKKA RACEDAY 17 AUGUST Fillies and Mares Class
1 Handicap - 1200m
17 July 2024 - 13:47
Track Rating: Good 4, Weather: Fine, Rail Position: +8m Entire



BRISBANE
RACING CLUB

Section	Overall	1000m	800m	600m	400m	200m								
Section Times	1:11.11 [5] (0:13.25)	0:57.86 [1] (0:10.45)	0:47.41 [1] (0:11.30)	0:36.11 [1] (0:11.73)	0:24.38 [1] (0:11.76)	0:12.62 [1] (0:12.62)								
Average Speed [km/h]	54.4	68.8	64.4	61.9	61.4	57.1								
Top Speed [km/h]	69.3	70.4	66.3	62.7	62.5	59.2								
Avg. Dist. to Rail [m]	1.2	0.3	1.5	1.7	1.6	0.3								
Avg. Stride Freq. [Hz]	2.4	2.6	2.5	2.5	2.5	2.4								
Avg. Stride Length [m]	6.3	7.3	7.1	6.9	6.9	6.6								





Horse/Jockey Name	Glowlight
Final Rank	6
Fastest Section Time (Section)	0:10.65 (1000m)
Top Speed [km/h] (Section)	69.8 (1000m)
Race State	Finished

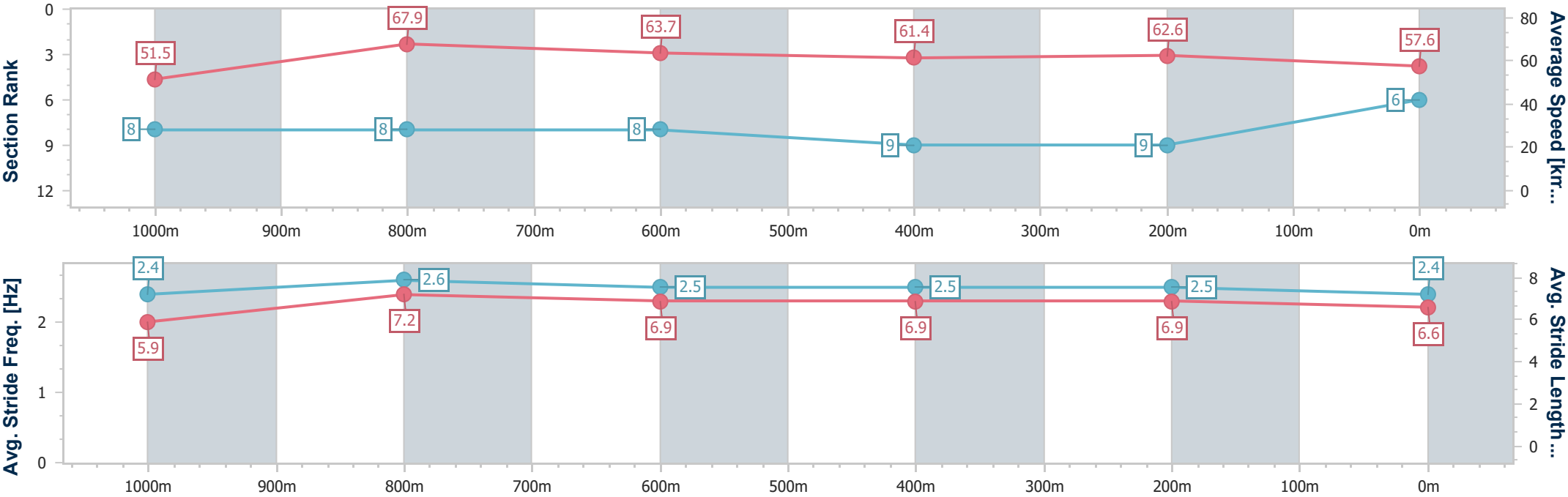


Doomben QLD Professional
Race 3: MEKKA RACEDAY 17 AUGUST Fillies and Mares Class
1 Handicap - 1200m
17 July 2024 - 13:47
Track Rating: Good 4, Weather: Fine, Rail Position: +8m Entire



BRISBANE
RACING CLUB

Section	Overall	1000m	800m	600m	400m	200m							
Section Times	1:11.46 [6] (0:13.96)	0:57.50 [8] (0:10.65)	0:46.85 [8] (0:11.28)	0:35.57 [8] (0:11.63)	0:23.94 [9] (0:11.48)	0:12.46 [9] (0:12.46)							
Average Speed [km/h]	51.5	67.9	63.7	61.4	62.6	57.6							
Top Speed [km/h]	67.5	69.8	66.5	62.5	64.5	61.0							
Avg. Dist. to Rail [m]	4.4	0.7	0.2	1.1	1.2	2.6							
Avg. Stride Freq. [Hz]	2.4	2.6	2.5	2.5	2.5	2.4							
Avg. Stride Length [m]	5.9	7.2	6.9	6.9	6.9	6.6							





Horse/Jockey Name	Elle Of A Belle
Final Rank	7
Fastest Section Time (Section)	0:10.55 (1000m)
Top Speed [km/h] (Section)	70.4 (Overall)
Race State	Finished

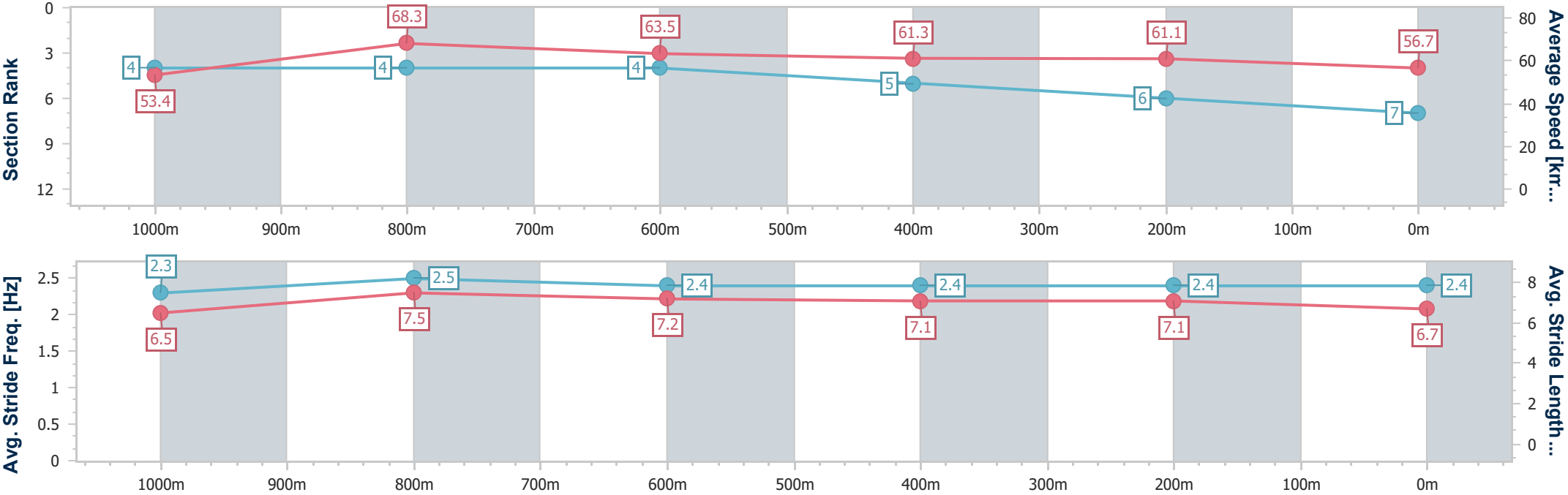


Doomben QLD Professional
Race 3: MEKKA RACEDAY 17 AUGUST Fillies and Mares Class
1 Handicap - 1200m
17 July 2024 - 13:47
Track Rating: Good 4, Weather: Fine, Rail Position: +8m Entire



BRISBANE
RACING CLUB

Section	Overall	1000m	800m	600m	400m	200m							
Section Times	1:11.52 [7] (0:13.47)	0:58.05 [4] (0:10.55)	0:47.50 [4] (0:11.31)	0:36.19 [4] (0:11.76)	0:24.43 [5] (0:11.72)	0:12.71 [6] (0:12.71)							
Average Speed [km/h]	53.4	68.3	63.5	61.3	61.1	56.7							
Top Speed [km/h]	70.4	70.3	66.9	61.6	62.6	59.8							
Avg. Dist. to Rail [m]	2.3	0.5	0.2	0.5	1.0	0.5							
Avg. Stride Freq. [Hz]	2.3	2.5	2.4	2.4	2.4	2.4							
Avg. Stride Length [m]	6.5	7.5	7.2	7.1	7.1	6.7							





Horse/Jockey Name	Chockablock
Final Rank	8
Fastest Section Time (Section)	0:10.55 (1000m)
Top Speed [km/h] (Section)	70.0 (1000m)
Race State	Finished

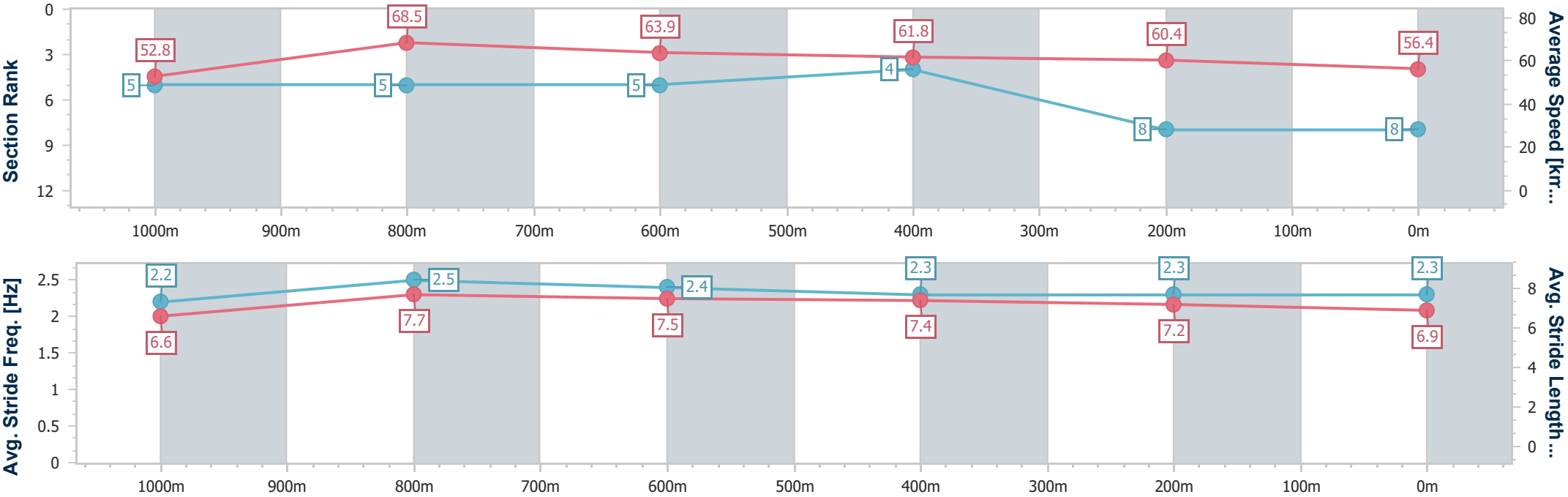


Doomben QLD Professional
Race 3: MEKKA RACEDAY 17 AUGUST Fillies and Mares Class
1 Handicap - 1200m
17 July 2024 - 13:47
Track Rating: Good 4, Weather: Fine, Rail Position: +8m Entire



BRISBANE
RACING CLUB

Section	Overall	1000m	800m	600m	400m	200m							
Section Times	1:11.69 [8] (0:13.63)	0:58.06 [5] (0:10.55)	0:47.51 [5] (0:11.25)	0:36.26 [5] (0:11.62)	0:24.64 [4] (0:11.89)	0:12.75 [8] (0:12.75)							
Average Speed [km/h]	52.8	68.5	63.9	61.8	60.4	56.4							
Top Speed [km/h]	69.6	70.0	66.2	62.4	62.4	58.2							
Avg. Dist. to Rail [m]	5.1	1.7	0.4	0.9	0.8	0.4							
Avg. Stride Freq. [Hz]	2.2	2.5	2.4	2.3	2.3	2.3							
Avg. Stride Length [m]	6.6	7.7	7.5	7.4	7.2	6.9							





Horse/Jockey Name	Duchess Bree
Final Rank	9
Fastest Section Time (Section)	0:10.59 (1000m)
Top Speed [km/h] (Section)	68.7 (1000m)
Race State	Finished

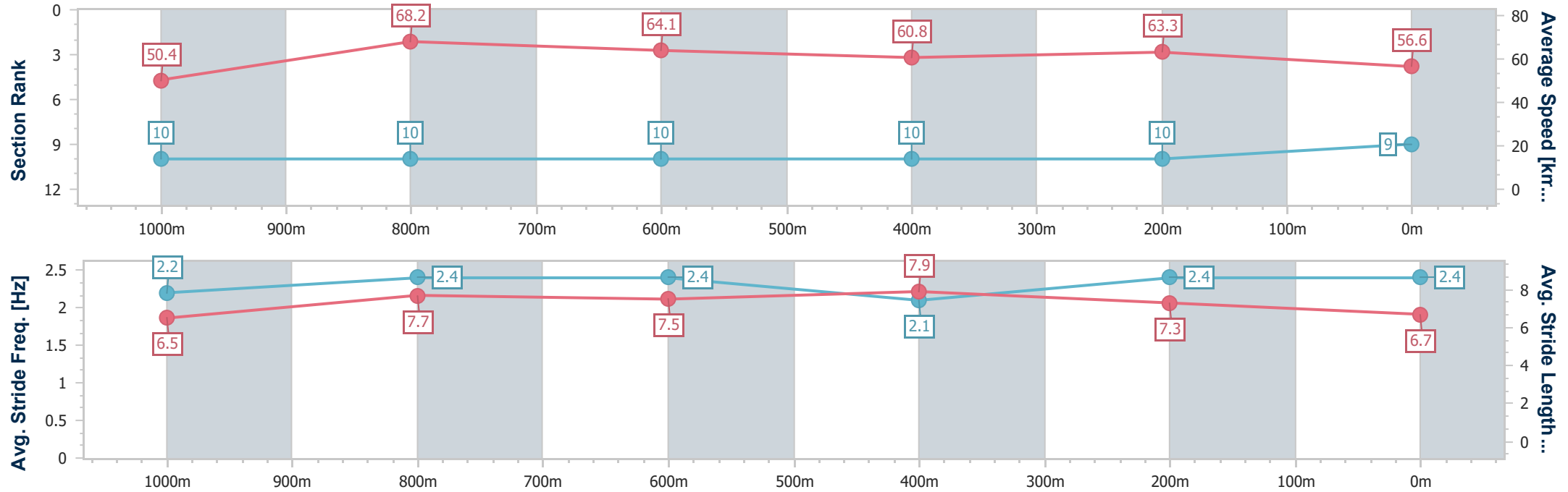


Doomben QLD Professional
Race 3: MEKKA RACEDAY 17 AUGUST Fillies and Mares Class
1 Handicap - 1200m
17 July 2024 - 13:47
Track Rating: Good 4, Weather: Fine, Rail Position: +8m Entire



BRISBANE
RACING CLUB

Section	Overall	1000m	800m	600m	400m	200m							
Section Times	1:11.97 [9] (0:14.30)	0:57.67 [10] (0:10.59)	0:47.08 [10] (0:11.16)	0:35.92 [10] (0:11.81)	0:24.11 [10] (0:11.41)	0:12.70 [10] (0:12.70)							
Average Speed [km/h]	50.4	68.2	64.1	60.8	63.3	56.6							
Top Speed [km/h]	68.7	68.7	65.8	62.9	64.0	61.4							
Avg. Dist. to Rail [m]	4.5	0.5	0.5	0.4	0.7	1.4							
Avg. Stride Freq. [Hz]	2.2	2.4	2.4	2.1	2.4	2.4							
Avg. Stride Length [m]	6.5	7.7	7.5	7.9	7.3	6.7							





Horse/Jockey Name	Magic Island
Final Rank	10
Fastest Section Time (Section)	0:10.53 (1000m)
Top Speed [km/h] (Section)	70.7 (1000m)
Race State	Finished

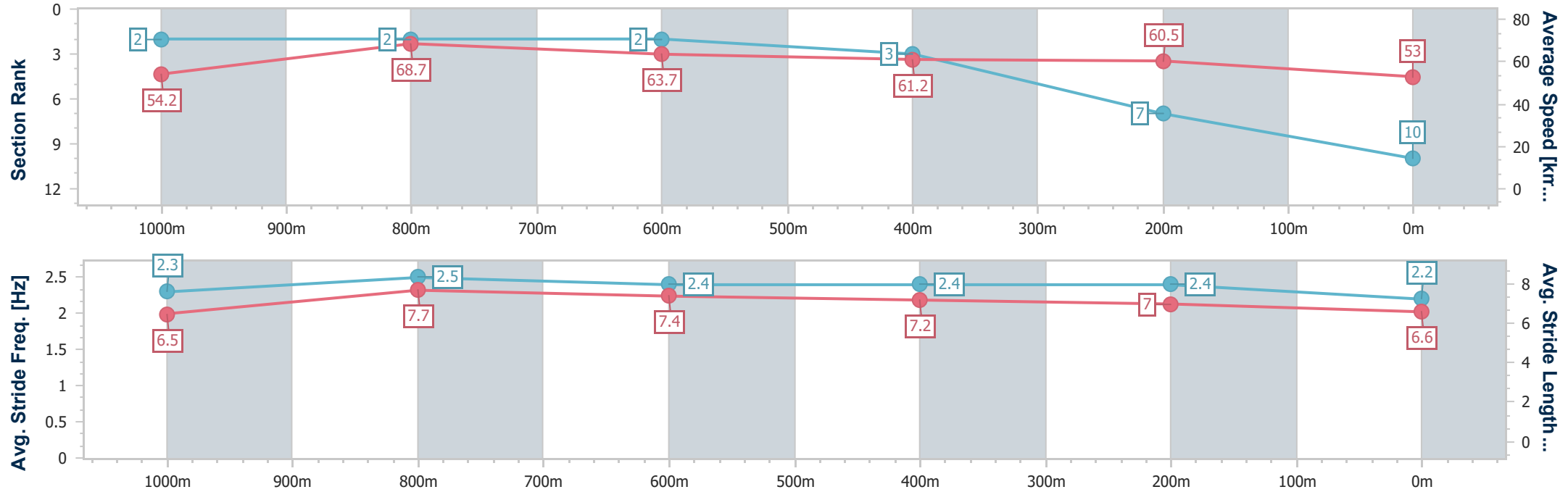


Doomben QLD Professional
Race 3: MEKKA RACEDAY 17 AUGUST Fillies and Mares Class
1 Handicap - 1200m
17 July 2024 - 13:47
Track Rating: Good 4, Weather: Fine, Rail Position: +8m Entire



BRISBANE
RACING CLUB

Section	Overall	1000m	800m	600m	400m	200m							
Section Times	1:12.52 [10] (0:13.27)	0:59.25 [2] (0:10.53)	0:48.72 [2] (0:11.46)	0:37.26 [2] (0:11.77)	0:25.49 [3] (0:11.90)	0:13.59 [7] (0:13.59)							
Average Speed [km/h]	54.2	68.7	63.7	61.2	60.5	53.0							
Top Speed [km/h]	70.3	70.7	65.8	62.0	62.7	57.0							
Avg. Dist. to Rail [m]	3.7	1.9	2.3	1.0	1.1	2.5							
Avg. Stride Freq. [Hz]	2.3	2.5	2.4	2.4	2.4	2.2							
Avg. Stride Length [m]	6.5	7.7	7.4	7.2	7.0	6.6							





Doomben QLD Professional
Race 4: THE GIBSON Colts, Geldings and Entires Class 1 Handicap - 1200m

17 July 2024 - 14:22



BRISBANE
RACING CLUB

Track Rating: Good 4, Weather: Fine, Rail Position: +8m Entire

Section		Overall				1000m	800m	600m	400m	200m	Last 600m		
Field Times		1:10.94 (0:13.01)				0:57.93 (0:10.97)	0:46.96 (0:11.61)	0:35.35 (0:11.74)	0:23.61 (0:11.43)	0:12.18 (0:12.18)	0:35.35		
Rank	TAB	Horse/Jockey	Barrier	Top Speed [km/h]	Fastest Section							Margin	Distance Travelled [m]
1	4	LA FAST TYCOON	3	69.6	0:10.84	1:10.94 [1]	0:57.71 [2]	0:46.87 [2]	0:35.23 [2]	0:23.55 [2]	0:12.18 [1]	1:10.94	0:35.23
		Damien Thornton		1000m	1000m	(0:13.23)	(0:10.84)	(0:11.64)	(0:11.68)	(0:11.37)	(0:12.18)		
2	5	RICH AGAIN	1	68.0	0:10.96	1:10.98 [2]	0:57.58 [3]	0:46.62 [3]	0:35.06 [4]	0:23.34 [4]	0:12.08 [3]	0.2L	0:35.06
		Samantha Collett		1000m	1000m	(0:13.40)	(0:10.96)	(0:11.56)	(0:11.72)	(0:11.26)	(0:12.08)		-2
3	3	LIMERO	6	68.6	0:10.97	1:11.32 [3]	0:58.31 [1]	0:47.34 [1]	0:35.73 [1]	0:23.99 [1]	0:12.49 [2]	2.19L	0:35.73
		Nikita Beriman		Overall	1000m	(0:13.01)	(0:10.97)	(0:11.61)	(0:11.74)	(0:11.50)	(0:12.49)		-2
4	8	YISHAY	2	70.1	0:10.88	1:11.43 [4]	0:57.90 [5]	0:47.02 [5]	0:35.58 [3]	0:23.83 [3]	0:12.38 [4]	2.87L	0:35.58
		Michael Cahill		1000m	1000m	(0:13.53)	(0:10.88)	(0:11.44)	(0:11.75)	(0:11.45)	(0:12.38)		+2
5	11	HOLY TROJAN	11	67.2	0:11.08	1:11.56 [5]	0:58.05 [4]	0:46.97 [6]	0:35.46 [6]	0:23.73 [6]	0:12.22 [5]	3.64L	0:35.46
		Georgina Cartwright		1000m	1000m	(0:13.51)	(0:11.08)	(0:11.51)	(0:11.73)	(0:11.51)	(0:12.22)		+0
6	1	BEAUTANTES	10	70.2	0:11.03	1:11.71 [6]	0:58.12 [8]	0:47.09 [7]	0:35.56 [7]	0:23.80 [7]	0:12.32 [6]	4.53L	0:35.56
		Emily Lang		1000m	1000m	(0:13.59)	(0:11.03)	(0:11.53)	(0:11.76)	(0:11.48)	(0:12.32)		+2
7	7	WHISKEY AND BEER	8	68.0	0:11.07	1:11.86 [7]	0:57.94 [10]	0:46.87 [10]	0:35.22 [10]	0:23.75 [8]	0:12.36 [7]	5.37L	0:35.22
		Micheal Hellyer		1000m	1000m	(0:13.92)	(0:11.07)	(0:11.65)	(0:11.47)	(0:11.39)	(0:12.36)		+1
8	9	KING KRYPTOS	4	67.6	0:11.16	1:11.97 [8]	0:58.40 [7]	0:47.24 [8]	0:35.54 [9]	0:23.83 [10]	0:12.31 [9]	6.07L	0:35.54
		Tahlia Fenlon		Overall	1000m	(0:13.57)	(0:11.16)	(0:11.70)	(0:11.71)	(0:11.52)	(0:12.31)		+2
9	10	FRENCH COMET	5	70.1	0:10.85	1:12.17 [9]	0:58.63 [6]	0:47.78 [4]	0:36.20 [5]	0:24.36 [5]	0:12.63 [8]	7.21L	0:36.20
		Casey Waddell		Overall	1000m	(0:13.54)	(0:10.85)	(0:11.58)	(0:11.84)	(0:11.73)	(0:12.63)		+2
10	6	IMPOUNDED	7	68.0	0:10.97	1:13.16 [10]	0:59.37 [9]	0:48.40 [9]	0:36.86 [8]	0:25.02 [9]	0:13.18 [10]	13.01L	0:36.86
		Sean Cormack		Overall	1000m	(0:13.79)	(0:10.97)	(0:11.54)	(0:11.84)	(0:11.84)	(0:13.18)		-2

Scratched: Immortality (#2)

Report Created: Wed 17 July 2024 14:40 GMT+10 (Note: Timing is based on position data)

Page 1/11

[] Ranking at each section and finish
-:-:- No data available at this section
NA No data available

SCN Saddle cloth number
DNF Did not finish
DNT Did not track

data processed by  TRIPLESDATA



Horse/Jockey Name	La Fast Tycoon
Final Rank	1
Fastest Section Time (Section)	0:10.84 (1000m)
Top Speed [km/h] (Section)	69.6 (1000m)
Race State	Finished

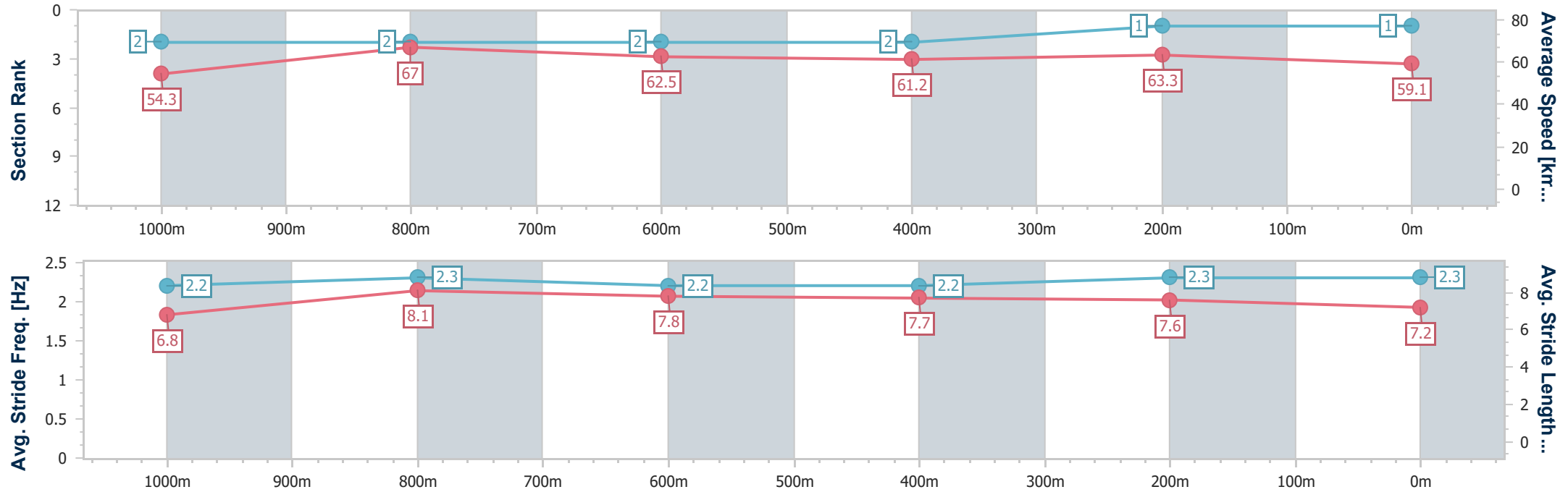


Doomben QLD Professional
Race 4: THE GIBSON Colts, Geldings and Entires Class 1
Handicap - 1200m
17 July 2024 - 14:22
Track Rating: Good 4, Weather: Fine, Rail Position: +8m Entire



BRISBANE
RACING CLUB

Section	Overall	1000m	800m	600m	400m	200m								
Section Times	1:10.94 [1] (0:13.23)	0:57.71 [2] (0:10.84)	0:46.87 [2] (0:11.64)	0:35.23 [2] (0:11.68)	0:23.55 [2] (0:11.37)	0:12.18 [1] (0:12.18)								
Average Speed [km/h]	54.3	67.0	62.5	61.2	63.3	59.1								
Top Speed [km/h]	69.6	69.6	64.1	62.9	64.7	61.8								
Avg. Dist. to Rail [m]	2.8	2.3	1.6	0.7	0.9	0.4								
Avg. Stride Freq. [Hz]	2.2	2.3	2.2	2.2	2.3	2.3								
Avg. Stride Length [m]	6.8	8.1	7.8	7.7	7.6	7.2								





Horse/Jockey Name	Rich Again
Final Rank	2
Fastest Section Time (Section)	0:10.96 (1000m)
Top Speed [km/h] (Section)	68.0 (1000m)
Race State	Finished

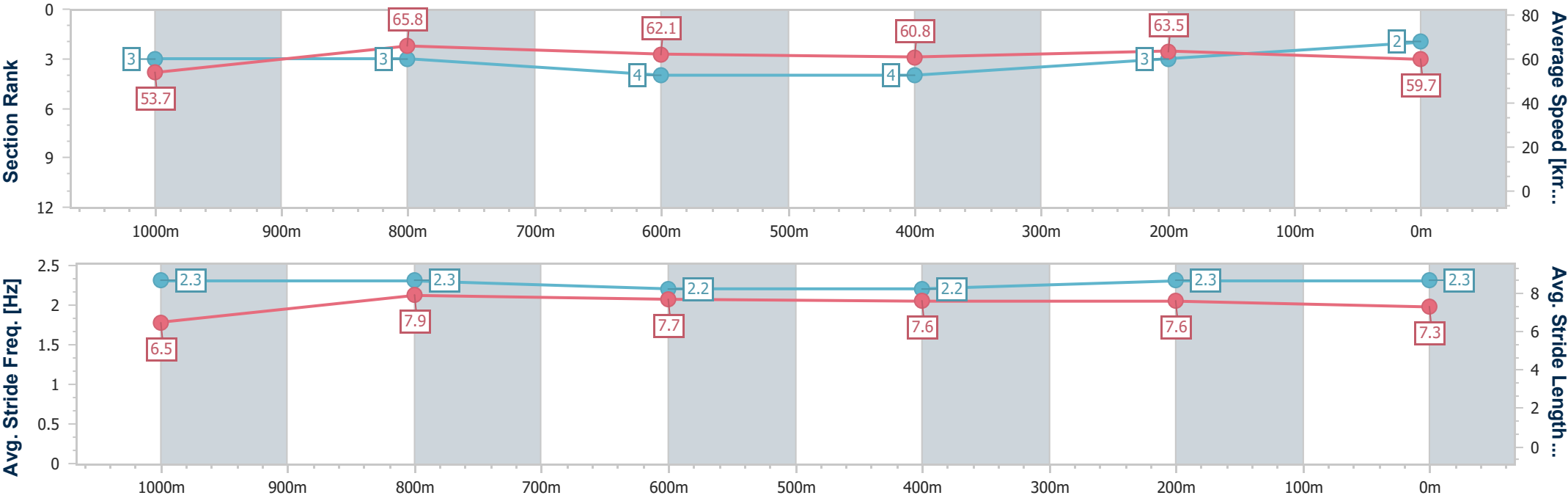


Doomben QLD Professional
Race 4: THE GIBSON Colts, Geldings and Entires Class 1
Handicap - 1200m
17 July 2024 - 14:22
Track Rating: Good 4, Weather: Fine, Rail Position: +8m Entire



BRISBANE
RACING CLUB

Section	Overall	1000m	800m	600m	400m	200m							
Section Times	1:10.98 [2] (0:13.40)	0:57.58 [3] (0:10.96)	0:46.62 [3] (0:11.56)	0:35.06 [4] (0:11.72)	0:23.34 [4] (0:11.26)	0:12.08 [3] (0:12.08)							
Average Speed [km/h]	53.7	65.8	62.1	60.8	63.5	59.7							
Top Speed [km/h]	67.5	68.0	64.0	62.3	64.3	63.8							
Avg. Dist. to Rail [m]	0.8	0.6	0.8	1.8	1.4	1.0							
Avg. Stride Freq. [Hz]	2.3	2.3	2.2	2.2	2.3	2.3							
Avg. Stride Length [m]	6.5	7.9	7.7	7.6	7.6	7.3							





Horse/Jockey Name	Limero
Final Rank	3
Fastest Section Time (Section)	0:10.97 (1000m)
Top Speed [km/h] (Section)	68.6 (Overall)
Race State	Finished

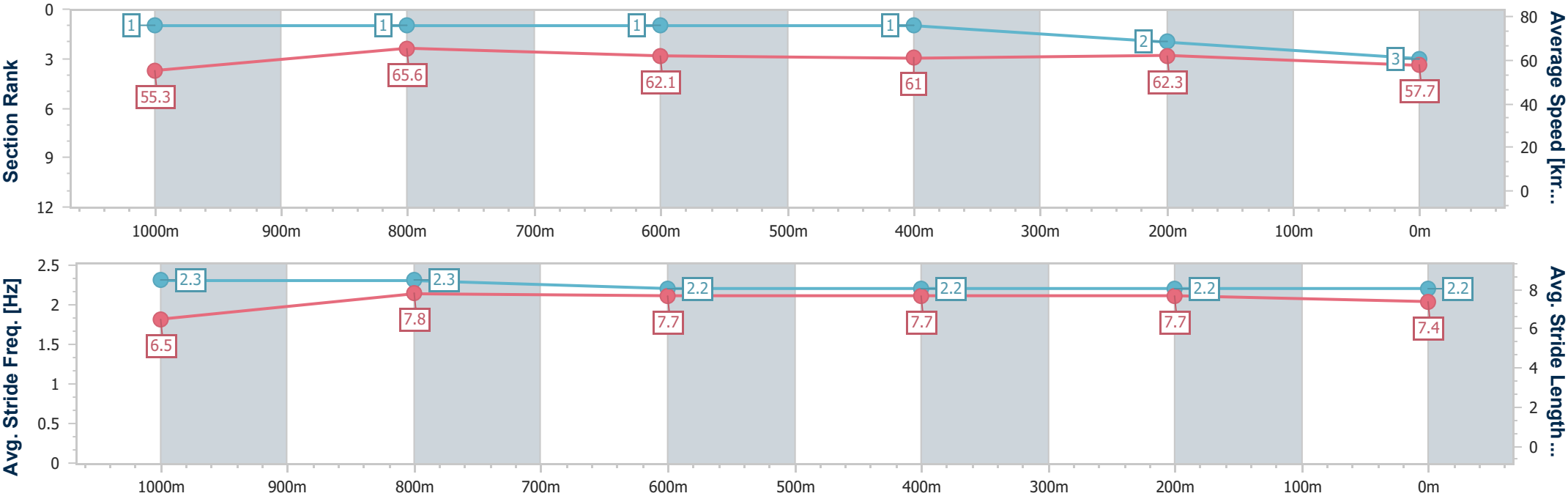


Doomben QLD Professional
Race 4: THE GIBSON Colts, Geldings and Entires Class 1
Handicap - 1200m
17 July 2024 - 14:22
Track Rating: Good 4, Weather: Fine, Rail Position: +8m Entire



BRISBANE
RACING CLUB

Section	Overall	1000m	800m	600m	400m	200m								
Section Times	1:11.32 [3] (0:13.01)	0:58.31 [1] (0:10.97)	0:47.34 [1] (0:11.61)	0:35.73 [1] (0:11.74)	0:23.99 [1] (0:11.50)	0:12.49 [2] (0:12.49)								
Average Speed [km/h]	55.3	65.6	62.1	61.0	62.3	57.7								
Top Speed [km/h]	68.6	68.3	64.0	62.2	63.0	61.3								
Avg. Dist. to Rail [m]	4.2	0.5	0.2	1.1	1.1	0.3								
Avg. Stride Freq. [Hz]	2.3	2.3	2.2	2.2	2.2	2.2								
Avg. Stride Length [m]	6.5	7.8	7.7	7.7	7.7	7.4								





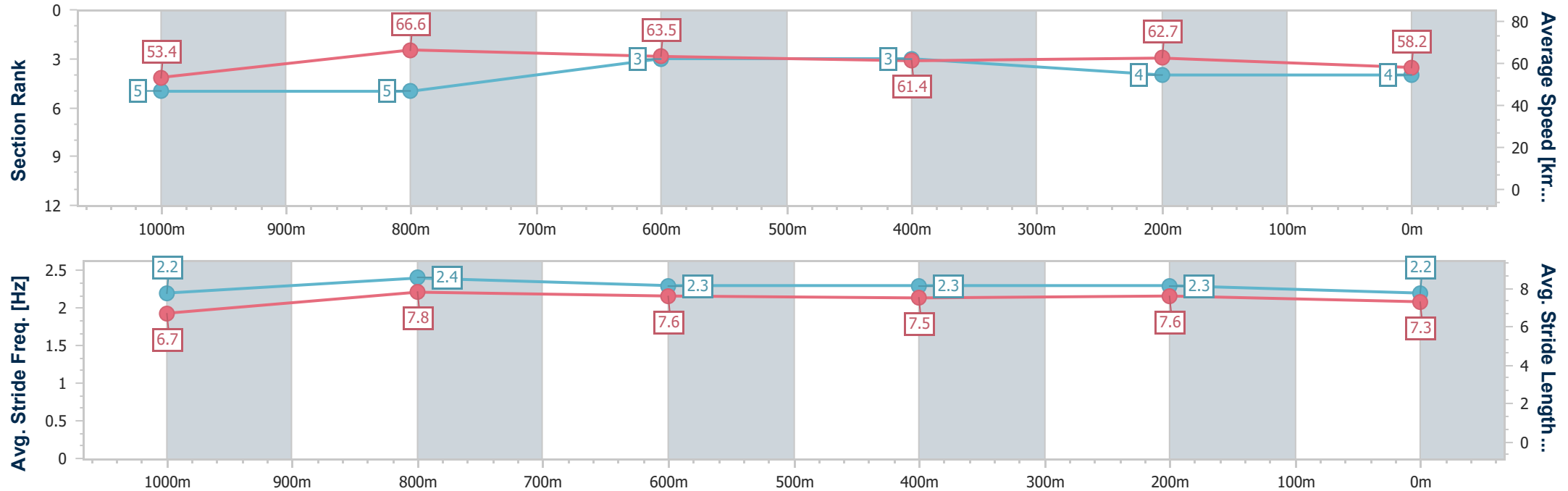
Horse/Jockey Name	Yishay
Final Rank	4
Fastest Section Time (Section)	0:10.88 (1000m)
Top Speed [km/h] (Section)	70.1 (1000m)
Race State	Finished



Doomben QLD Professional
Race 4: THE GIBSON Colts, Geldings and Entires Class 1
Handicap - 1200m
17 July 2024 - 14:22
Track Rating: Good 4, Weather: Fine, Rail Position: +8m Entire



Section	Overall	1000m	800m	600m	400m	200m							
Section Times	1:11.43 [4] (0:13.53)	0:57.90 [5] (0:10.88)	0:47.02 [5] (0:11.44)	0:35.58 [3] (0:11.75)	0:23.83 [3] (0:11.45)	0:12.38 [4] (0:12.38)							
Average Speed [km/h]	53.4	66.6	63.5	61.4	62.7	58.2							
Top Speed [km/h]	69.2	70.1	65.2	63.0	64.0	60.6							
Avg. Dist. to Rail [m]	3.3	2.7	2.2	0.6	1.4	2.3							
Avg. Stride Freq. [Hz]	2.2	2.4	2.3	2.3	2.3	2.2							
Avg. Stride Length [m]	6.7	7.8	7.6	7.5	7.6	7.3							





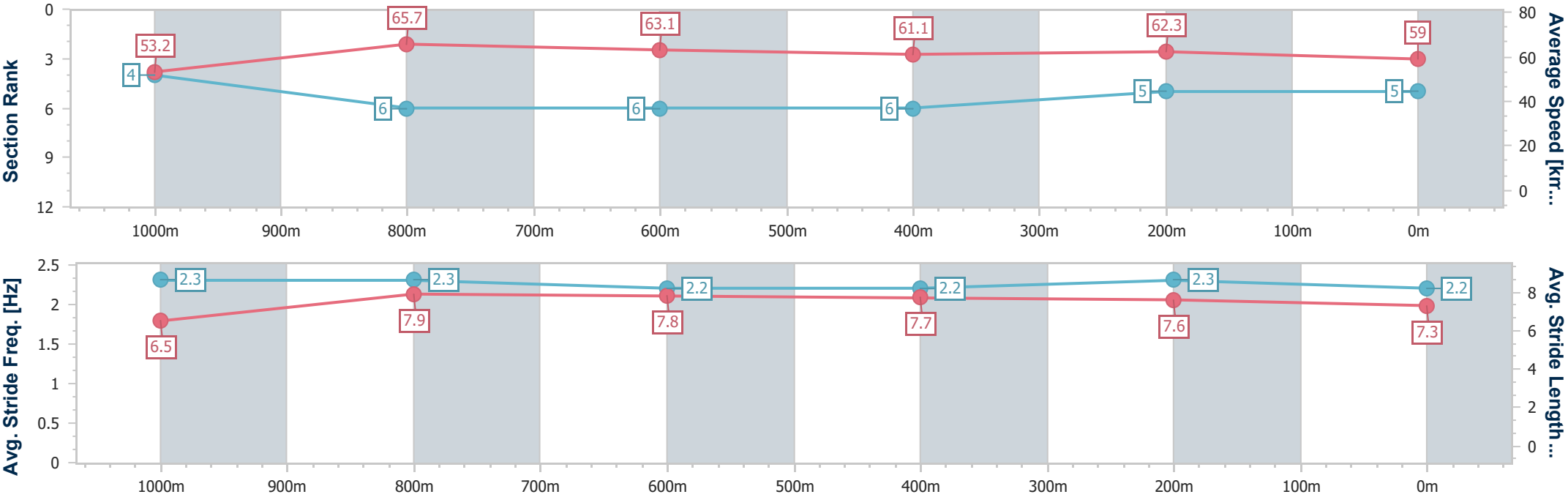
Horse/Jockey Name	Holy Trojan
Final Rank	5
Fastest Section Time (Section)	0:11.08 (1000m)
Top Speed [km/h] (Section)	67.2 (1000m)
Race State	Finished



Doomben QLD Professional
Race 4: THE GIBSON Colts, Geldings and Entires Class 1
Handicap - 1200m
17 July 2024 - 14:22
Track Rating: Good 4, Weather: Fine, Rail Position: +8m Entire



Section	Overall	1000m	800m	600m	400m	200m								
Section Times	1:11.56 [5] (0:13.51)	0:58.05 [4] (0:11.08)	0:46.97 [6] (0:11.51)	0:35.46 [6] (0:11.73)	0:23.73 [6] (0:11.51)	0:12.22 [5] (0:12.22)								
Average Speed [km/h]	53.2	65.7	63.1	61.1	62.3	59.0								
Top Speed [km/h]	66.9	67.2	64.3	62.9	63.3	61.4								
Avg. Dist. to Rail [m]	8.0	3.7	1.5	0.8	1.0	0.4								
Avg. Stride Freq. [Hz]	2.3	2.3	2.2	2.2	2.3	2.2								
Avg. Stride Length [m]	6.5	7.9	7.8	7.7	7.6	7.3								





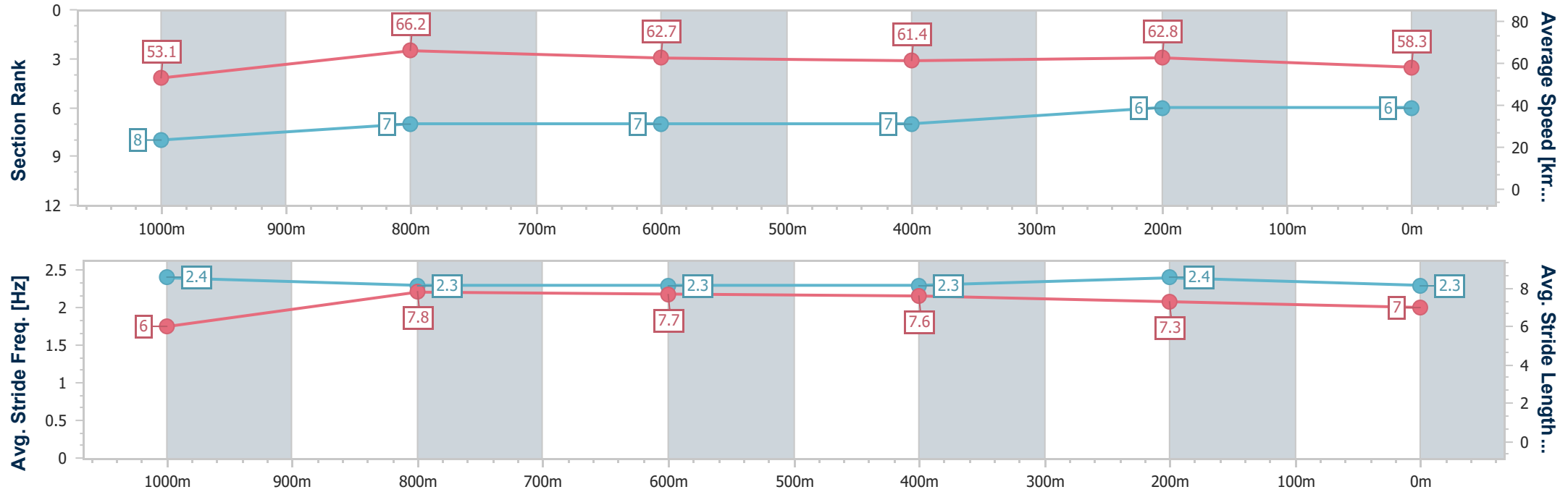
Horse/Jockey Name	Beautantes
Final Rank	6
Fastest Section Time (Section)	0:11.03 (1000m)
Top Speed [km/h] (Section)	70.2 (1000m)
Race State	Finished



Doomben QLD Professional
Race 4: THE GIBSON Colts, Geldings and Entires Class 1
Handicap - 1200m
17 July 2024 - 14:22
Track Rating: Good 4, Weather: Fine, Rail Position: +8m Entire



Section	Overall	1000m	800m	600m	400m	200m							
Section Times	1:11.71 [6] (0:13.59)	0:58.12 [8] (0:11.03)	0:47.09 [7] (0:11.53)	0:35.56 [7] (0:11.76)	0:23.80 [7] (0:11.48)	0:12.32 [6] (0:12.32)							
Average Speed [km/h]	53.1	66.2	62.7	61.4	62.8	58.3							
Top Speed [km/h]	70.2	70.2	64.5	62.5	63.6	62.2							
Avg. Dist. to Rail [m]	8.5	4.7	1.1	0.4	2.2	3.4							
Avg. Stride Freq. [Hz]	2.4	2.3	2.3	2.3	2.4	2.3							
Avg. Stride Length [m]	6.0	7.8	7.7	7.6	7.3	7.0							





Horse/Jockey Name	Whiskey And Beer
Final Rank	7
Fastest Section Time (Section)	0:11.07 (1000m)
Top Speed [km/h] (Section)	68.0 (1000m)
Race State	Finished

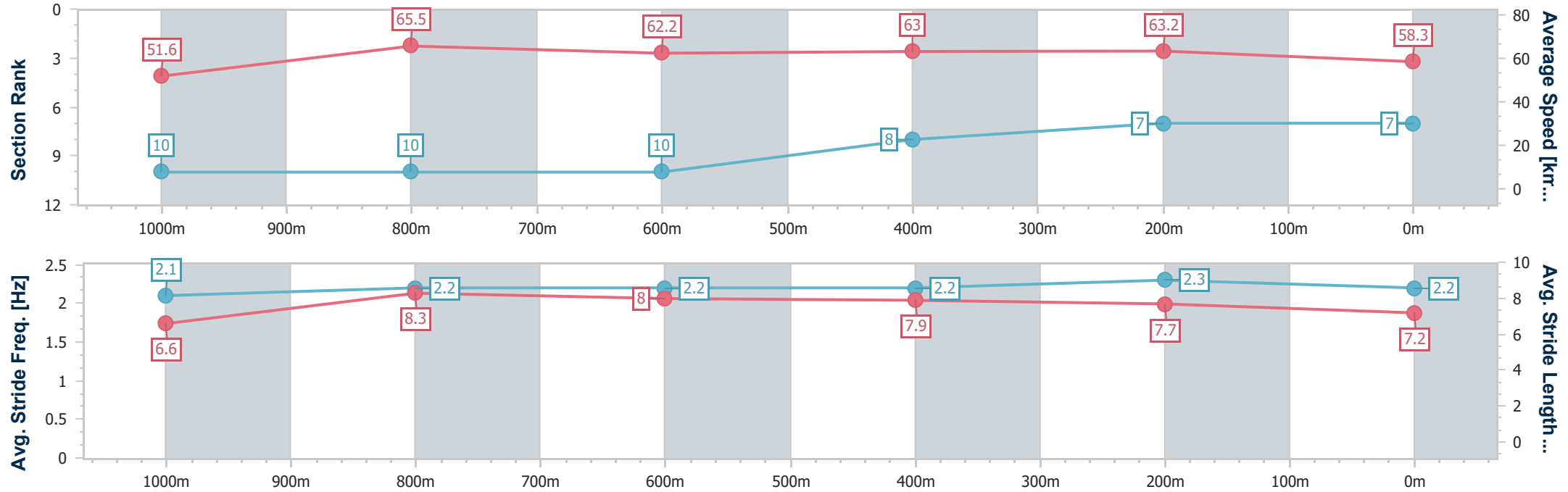


Doomben QLD Professional
Race 4: THE GIBSON Colts, Geldings and Entires Class 1
Handicap - 1200m
17 July 2024 - 14:22
Track Rating: Good 4, Weather: Fine, Rail Position: +8m Entire



BRISBANE
RACING CLUB

Section	Overall	1000m	800m	600m	400m	200m								
Section Times	1:11.86 [7] (0:13.92)	0:57.94 [10] (0:11.07)	0:46.87 [10] (0:11.65)	0:35.22 [10] (0:11.47)	0:23.75 [8] (0:11.39)	0:12.36 [7] (0:12.36)								
Average Speed [km/h]	51.6	65.5	62.2	63.0	63.2	58.3								
Top Speed [km/h]	67.8	68.0	63.5	64.4	64.5	62.1								
Avg. Dist. to Rail [m]	5.5	2.6	0.7	0.7	2.8	5.0								
Avg. Stride Freq. [Hz]	2.1	2.2	2.2	2.2	2.3	2.2								
Avg. Stride Length [m]	6.6	8.3	8.0	7.9	7.7	7.2								





Horse/Jockey Name	King Kryptos
Final Rank	8
Fastest Section Time (Section)	0:11.16 (1000m)
Top Speed [km/h] (Section)	67.6 (Overall)
Race State	Finished

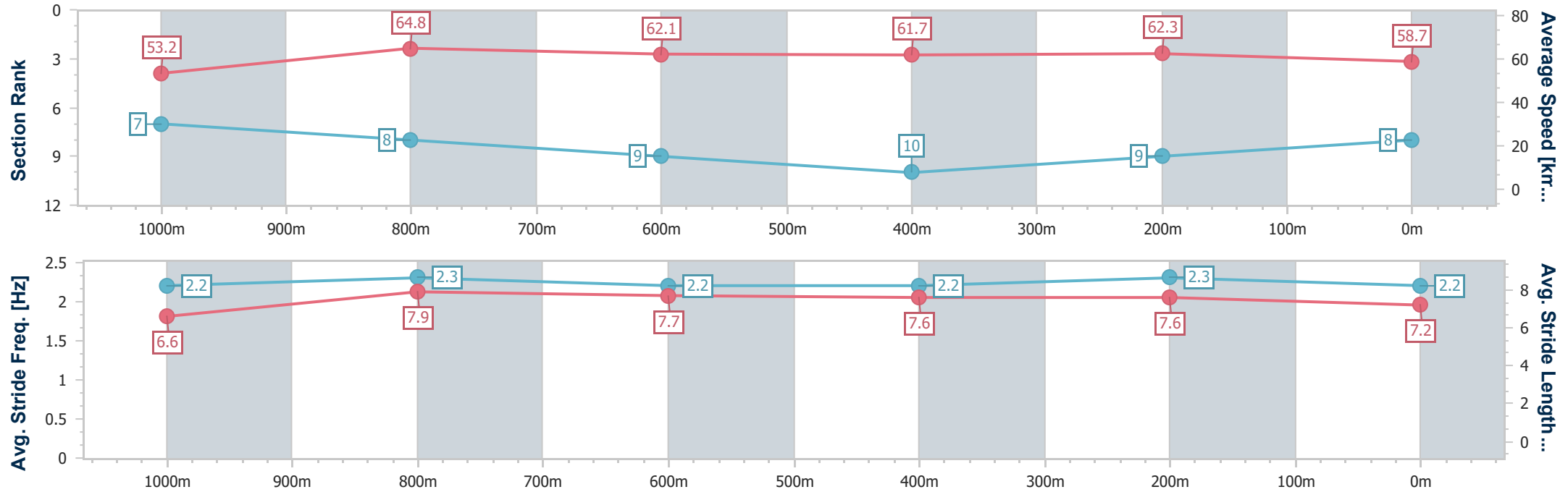


Doomben QLD Professional
Race 4: THE GIBSON Colts, Geldings and Entires Class 1
Handicap - 1200m
17 July 2024 - 14:22
Track Rating: Good 4, Weather: Fine, Rail Position: +8m Entire



BRISBANE
RACING CLUB

Section	Overall	1000m	800m	600m	400m	200m							
Section Times	1:11.97 [8] (0:13.57)	0:58.40 [7] (0:11.16)	0:47.24 [8] (0:11.70)	0:35.54 [9] (0:11.71)	0:23.83 [10] (0:11.52)	0:12.31 [9] (0:12.31)							
Average Speed [km/h]	53.2	64.8	62.1	61.7	62.3	58.7							
Top Speed [km/h]	67.6	67.3	64.5	62.3	63.3	61.1							
Avg. Dist. to Rail [m]	3.1	2.1	1.5	0.8	0.4	1.5							
Avg. Stride Freq. [Hz]	2.2	2.3	2.2	2.2	2.3	2.2							
Avg. Stride Length [m]	6.6	7.9	7.7	7.6	7.6	7.2							





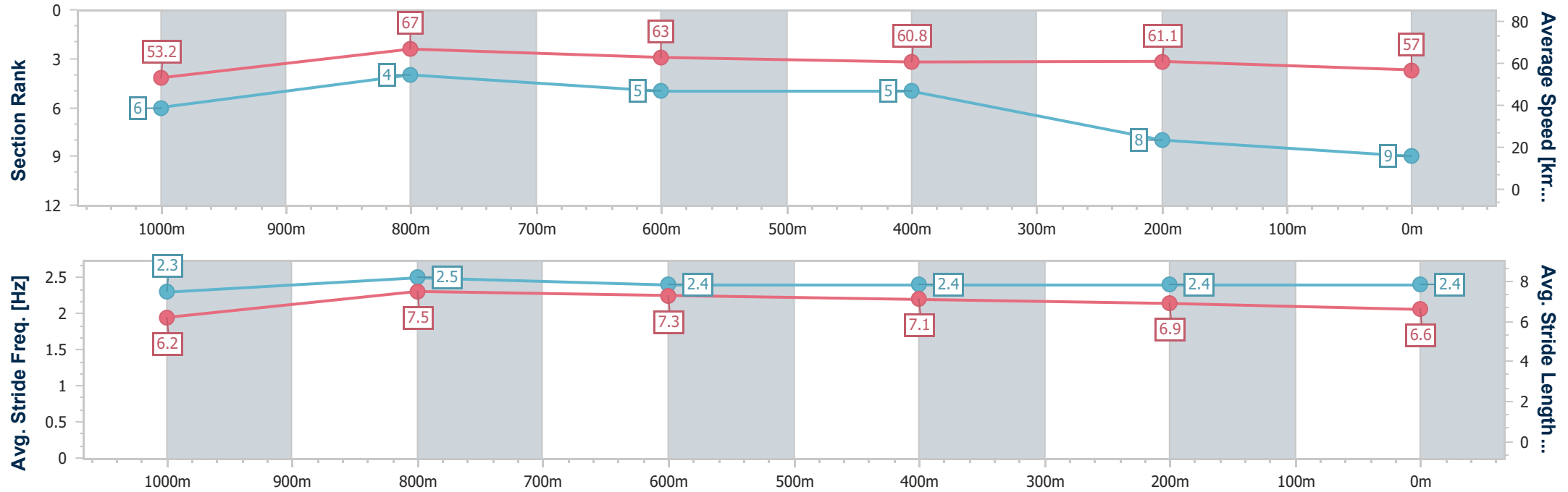
Horse/Jockey Name	French Comet
Final Rank	9
Fastest Section Time (Section)	0:10.85 (1000m)
Top Speed [km/h] (Section)	70.1 (Overall)
Race State	Finished



Doomben QLD Professional
Race 4: THE GIBSON Colts, Geldings and Entires Class 1
Handicap - 1200m
17 July 2024 - 14:22
Track Rating: Good 4, Weather: Fine, Rail Position: +8m Entire



Section	Overall	1000m	800m	600m	400m	200m								
Section Times	1:12.17 [9] (0:13.54)	0:58.63 [6] (0:10.85)	0:47.78 [4] (0:11.58)	0:36.20 [5] (0:11.84)	0:24.36 [5] (0:11.73)	0:12.63 [8] (0:12.63)								
Average Speed [km/h]	53.2	67.0	63.0	60.8	61.1	57.0								
Top Speed [km/h]	70.1	70.0	65.2	62.1	62.6	60.0								
Avg. Dist. to Rail [m]	4.3	3.8	2.3	1.0	1.3	1.4								
Avg. Stride Freq. [Hz]	2.3	2.5	2.4	2.4	2.4	2.4								
Avg. Stride Length [m]	6.2	7.5	7.3	7.1	6.9	6.6								





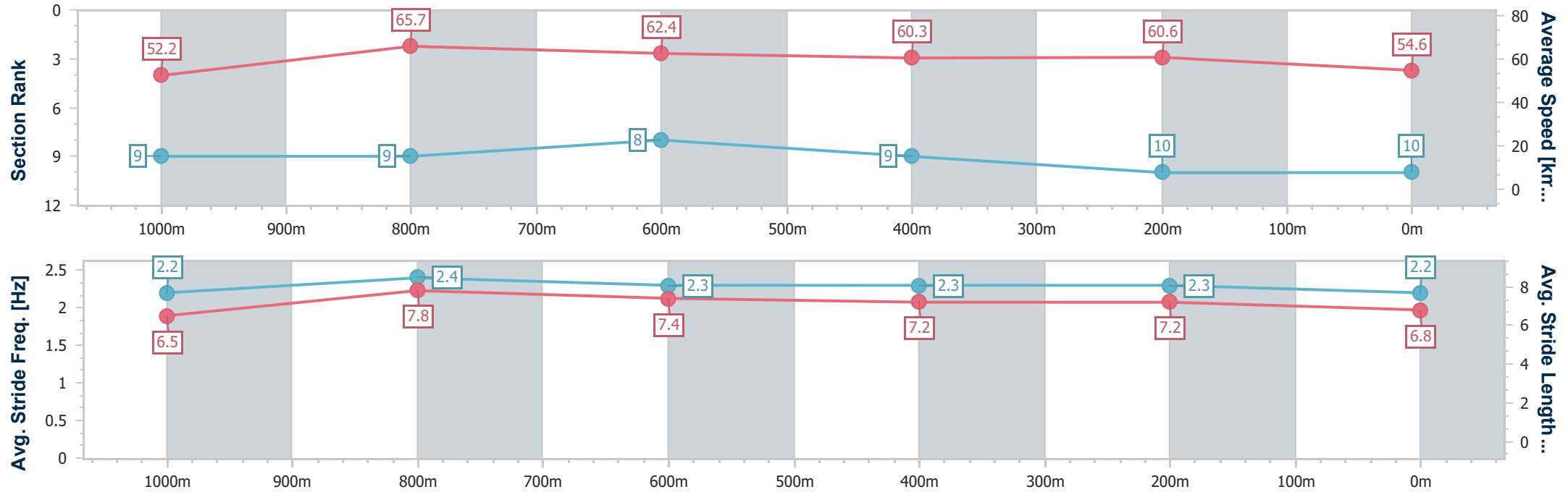
Horse/Jockey Name	Impounded
Final Rank	10
Fastest Section Time (Section)	0:10.97 (1000m)
Top Speed [km/h] (Section)	68.0 (Overall)
Race State	Finished



Doomben QLD Professional
Race 4: THE GIBSON Colts, Geldings and Entires Class 1
Handicap - 1200m
17 July 2024 - 14:22
Track Rating: Good 4, Weather: Fine, Rail Position: +8m Entire



Section	Overall	1000m	800m	600m	400m	200m							
Section Times	1:13.16 [10] (0:13.79)	0:59.37 [9] (0:10.97)	0:48.40 [9] (0:11.54)	0:36.86 [8] (0:11.84)	0:25.02 [9] (0:11.84)	0:13.18 [10] (0:13.18)							
Average Speed [km/h]	52.2	65.7	62.4	60.3	60.6	54.6							
Top Speed [km/h]	68.0	67.7	63.7	61.7	62.2	58.7							
Avg. Dist. to Rail [m]	4.5	1.0	0.3	1.0	2.5	2.4							
Avg. Stride Freq. [Hz]	2.2	2.4	2.3	2.3	2.3	2.2							
Avg. Stride Length [m]	6.5	7.8	7.4	7.2	7.2	6.8							





Doomben QLD Professional
Race 5: LADBROKES RACING CLUB QTIS Three-Year-Old Maiden Plate - 1650m

17 July 2024 - 14:58



BRISBANE
RACING CLUB

Track Rating: Good 4, Weather: Fine, Rail Position: +8m Entire

Section						Overall	1400m	1200m	1000m	800m	600m	400m	Last 600m	
Field Times						1:40.25 (0:16.23)	1:24.02 (0:10.92)	1:13.10 (0:11.25)	1:01.85 (0:12.07)	0:49.78 (0:12.28)	0:37.50 (0:12.06)	0:25.44 (0:12.32)	0:37.50	
Rank	TAB	Horse/Jockey	Barrier	Top Speed [km/h]	Fastest Section									Distance Travelled [m]
1	4	EXPRESS PAYMENT	17	68.2	0:11.19	1:40.25 [1]	1:23.93 [3]	1:12.74 [5]	1:01.38 [4]	0:49.29 [5]	0:37.16 [3]	0:25.18 [3]	0:37.16	
		Jake Bayliss		1400m	1400m	(0:16.32)	(0:11.19)	(0:11.36)	(0:12.09)	(0:12.13)	(0:11.98)	(0:12.06)		
2	8	VICTORY COMMAND	6	66.6	0:10.86	1:40.26 [2]	1:23.39 [10]	1:12.53 [8]	1:01.18 [8]	0:49.07 [9]	0:36.84 [9]	0:24.91 [6]	0:36.84 -15	
		Cody Collis		Overall	1400m	(0:16.87)	(0:10.86)	(0:11.35)	(0:12.11)	(0:12.23)	(0:11.93)	(0:11.98)		
3	10	MIDORI MOVER	14	67.8	0:11.15	1:40.41 [3]	1:23.85 [6]	1:12.70 [7]	1:01.32 [9]	0:49.28 [8]	0:37.09 [7]	0:24.75 [9]	0:37.09 -2	
		Samantha Collett		Overall	1400m	(0:16.56)	(0:11.15)	(0:11.38)	(0:12.04)	(0:12.19)	(0:12.34)	(0:12.17)		
4	11	PELE PRINCESS	4	69.1	0:10.79	1:40.56 [4]	1:23.21 [12]	1:12.42 [11]	1:01.27 [11]	0:49.10 [11]	0:36.90 [11]	0:24.88 [10]	0:36.90 -14	
		Stacey Callow		1400m	1400m	(0:17.35)	(0:10.79)	(0:11.15)	(0:12.17)	(0:12.20)	(0:12.02)	(0:11.97)		
5	7	VERMILION KIRIN	8	71.0	0:10.91	1:40.72 [5]	1:24.14 [7]	1:13.23 [4]	1:01.82 [6]	0:49.62 [7]	0:37.32 [8]	0:25.28 [7]	0:37.32 -9	
		Georgina Cartwright		Overall	1400m	(0:16.58)	(0:10.91)	(0:11.41)	(0:12.20)	(0:12.30)	(0:12.04)	(0:12.22)		
6	6	KEEP SAFE	13	69.6	0:10.98	1:40.86 [6]	1:24.61 [2]	1:13.63 [3]	1:02.22 [3]	0:50.03 [3]	0:37.70 [5]	0:25.56 [4]	0:37.70 -8	
		Cejay Graham		Overall	1400m	(0:16.25)	(0:10.98)	(0:11.41)	(0:12.19)	(0:12.33)	(0:12.14)	(0:12.32)		
7	12	PRINCESS KAGUYA	1	66.1	0:11.01	1:40.92 [7]	1:24.40 [5]	1:13.39 [6]	1:02.05 [4]	0:50.07 [4]	0:37.77 [4]	0:25.59 [5]	0:37.77 -13	
		James Orman		1200m	1400m	(0:16.52)	(0:11.01)	(0:11.34)	(0:11.98)	(0:12.30)	(0:12.18)	(0:12.23)		
8	3	EXPOSITION	5	67.7	0:10.98	1:40.99 [8]	1:24.76 [1]	1:13.78 [2]	1:02.51 [2]	0:50.42 [2]	0:38.08 [2]	0:26.08 [2]	0:38.08 -7	
		Michael Rodd		Overall	1400m	(0:16.23)	(0:10.98)	(0:11.27)	(0:12.09)	(0:12.34)	(0:12.00)	(0:12.36)		
9	5	FALLGUY	10	68.9	0:10.76	1:41.13 [9]	1:24.74 [4]	1:13.98 [1]	1:02.73 [1]	0:50.66 [1]	0:38.38 [1]	0:26.32 [1]	0:38.38 -12	
		Emily Lang		Overall	1400m	(0:16.39)	(0:10.76)	(0:11.25)	(0:12.07)	(0:12.28)	(0:12.06)	(0:12.46)		
10	9	BOLD ROUGE	18	67.8	0:10.91	1:41.15 [10]	1:23.82 [11]	1:12.91 [12]	1:01.65 [12]	0:49.46 [12]	0:37.30 [12]	0:24.98 [12]	0:37.30 -11	
		Nikita Beriman		1200m	1400m	(0:17.33)	(0:10.91)	(0:11.26)	(0:12.19)	(0:12.16)	(0:12.32)	(0:12.09)		

Scratched: It'sallsaidandone (#16), Switzerland Sun (#19), Eastown (#15), Show Me The Stars (#13), Stroma Aster (#17), Tarzoboom (#18), All About Artie (#1)



Doomben QLD Professional
Race 5: LADBROKES RACING CLUB QTIS Three-Year-Old Maiden Plate - 1650m
17 July 2024 - 14:58



Track Rating: Good 4, Weather: Fine, Rail Position: +8m Entire

Section		Overall		1400m	1200m	1000m	800m	600m	400m	Last 600m			
Field Times		1:40.25		1:24.02	1:13.10	1:01.85	0:49.78	0:37.50	0:25.44	0:37.50			
		(0:16.23)		(0:10.92)	(0:11.25)	(0:12.07)	(0:12.28)	(0:12.06)	(0:12.32)				
Rank	TAB Horse/Jockey	Barrier	Top Speed [km/h]	Fastest Section									Distance Travelled [m]
11	14 OMIKAMI	7	68.1	0:11.12	1:41.49 [11]	1:24.76 [9]	1:13.64 [10]	1:02.30 [10]	0:50.13 [10]	0:37.88 [10]	0:25.81 [10]	0:37.88	-5
	Damien Thornton		Overall	1400m	(0:16.73)	(0:11.12)	(0:11.34)	(0:12.17)	(0:12.25)	(0:12.07)	(0:12.27)		
12	2 BRING ME SAKI	19	68.5	0:11.17	1:44.28 [12]	1:27.65 [8]	1:16.48 [9]	1:05.23 [7]	0:53.18 [6]	0:40.98 [6]	0:28.76 [8]	0:40.98	-2
	Dale Smith		Overall	1400m	(0:16.63)	(0:11.17)	(0:11.25)	(0:12.05)	(0:12.20)	(0:12.22)	(0:12.82)		

Scratched: It'sallsaidandone (#16), Switzerland Sun (#19), Eastown (#15), Show Me The Stars (#13), Stroma Aster (#17), Tarzoboom (#18), All About Artie (#1)



Doomben QLD Professional
Race 5: LADBROKES RACING CLUB QTIS Three-Year-Old Maiden Plate - 1650m

17 July 2024 - 14:58



Track Rating: Good 4, Weather: Fine, Rail Position: +8m Entire

Section		200m					Last 600m		
Field Times		0:13.12 (0:13.12)					0:37.50		
Rank	TAB	Horse/Jockey	Barrier	Top Speed [km/h]	Fastest Section	Margin		Distance Travelled [m]	
1	4	EXPRESS PAYMENT	17	68.2	0:11.19	0:13.12 [1]	1:40.25	0:37.16	
		Jake Bayliss		1400m	1400m	(0:13.12)			
2	8	VICTORY COMMAND	6	66.6	0:10.86	0:12.93 [4]	0.09L	0:36.84 -15	
		Cody Collis		Overall	1400m	(0:12.93)			
3	10	MIDORI MOVER	14	67.8	0:11.15	0:12.58 [9]	0.97L	0:37.09 -2	
		Samantha Collett		Overall	1400m	(0:12.58)			
4	11	PELE PRINCESS	4	69.1	0:10.79	0:12.91 [7]	1.87L	0:36.90 -14	
		Stacey Callow		1400m	1400m	(0:12.91)			
5	7	VERMILION KIRIN	8	71.0	0:10.91	0:13.06 [8]	2.79L	0:37.32 -9	
		Georgina Cartwright		Overall	1400m	(0:13.06)			
6	6	KEEP SAFE	13	69.6	0:10.98	0:13.24 [6]	3.59L	0:37.70 -8	
		Cejay Graham		Overall	1400m	(0:13.24)			
7	12	PRINCESS KAGUYA	1	66.1	0:11.01	0:13.36 [5]	4L	0:37.77 -13	
		James Orman		1200m	1400m	(0:13.36)			
8	3	EXPOSITION	5	67.7	0:10.98	0:13.72 [3]	4.38L	0:38.08 -7	
		Michael Rodd		Overall	1400m	(0:13.72)			
9	5	FALLGUY	10	68.9	0:10.76	0:13.86 [2]	5.22L	0:38.38 -12	
		Emily Lang		Overall	1400m	(0:13.86)			
10	9	BOLD ROUGE	18	67.8	0:10.91	0:12.89 [11]	5.31L	0:37.30 -11	
		Nikita Beriman		1200m	1400m	(0:12.89)			

Scratched: It'sallsaidandone (#16), Switzerland Sun (#19), Eastown (#15), Show Me The Stars (#13), Stroma Aster (#17), Tarzoboom (#18), All About Artie (#1)

Report Created: Wed 17 July 2024 16:09 GMT+10 (Note: Timing is based on position data)

Page 3/16

[] Ranking at each section and finish
-:-:- No data available at this section
NA No data available

SCN Saddle cloth number
DNF Did not finish
DNT Did not track

data processed by  TRIPLESDATA



Doomben QLD Professional
Race 5: LADBROKES RACING CLUB QTIS Three-Year-Old Maiden Plate - 1650m
17 July 2024 - 14:58



Track Rating: Good 4, Weather: Fine, Rail Position: +8m Entire

Section						200m		Last 600m	
Field Times						0:13.12 (0:13.12)		0:37.50	
Rank	TAB	Horse/Jockey	Barrier	Top Speed [km/h]	Fastest Section	Margin		Distance Travelled [m]	
11	14	OMIKAMI	7	68.1	0:11.12	0:13.54 [10]	7.3L	0:37.88	-5
		Damien Thornton		Overall	1400m	(0:13.54)			
12	2	BRING ME SAKI	19	68.5	0:11.17	0:15.94 [12]	23.76L	0:40.98	-2
		Dale Smith		Overall	1400m	(0:15.94)			

Scratched: It'sallsaidandone (#16), Switzerland Sun (#19), Eastown (#15), Show Me The Stars (#13), Stroma Aster (#17), Tarzoboom (#18), All About Artie (#1)



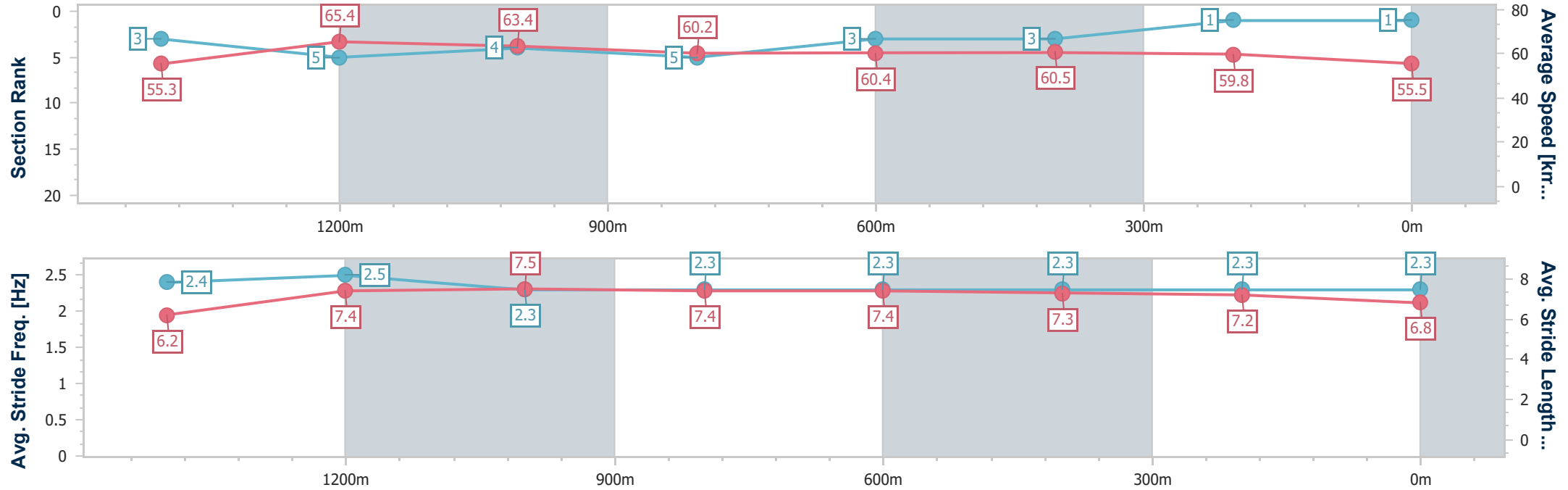
Horse/Jockey Name	Express Payment
Final Rank	1
Fastest Section Time (Section)	0:11.19 (1400m)
Top Speed [km/h] (Section)	68.2 (1400m)
Race State	Finished



Doomben QLD Professional
Race 5: LADBROKES RACING CLUB QTIS Three-Year-Old
Maiden Plate - 1650m
17 July 2024 - 14:58
Track Rating: Good 4, Weather: Fine, Rail Position: +8m Entire



Section	Overall	1400m	1200m	1000m	800m	600m	400m	200m					
Section Times	1:40.25 [1] (0:16.32)	1:23.93 [3] (0:11.19)	1:12.74 [5] (0:11.36)	1:01.38 [4] (0:12.09)	0:49.29 [5] (0:12.13)	0:37.16 [3] (0:11.98)	0:25.18 [3] (0:12.06)	0:13.12 [1] (0:13.12)					
Average Speed [km/h]	55.3	65.4	63.4	60.2	60.4	60.5	59.8	55.5					
Top Speed [km/h]	67.9	68.2	66.0	62.9	61.0	61.6	60.8	58.4					
Avg. Dist. to Rail [m]	3.9	2.5	3.4	4.0	3.0	1.8	1.4	1.4					
Avg. Stride Freq. [Hz]	2.4	2.5	2.3	2.3	2.3	2.3	2.3	2.3					
Avg. Stride Length [m]	6.2	7.4	7.5	7.4	7.4	7.3	7.2	6.8					





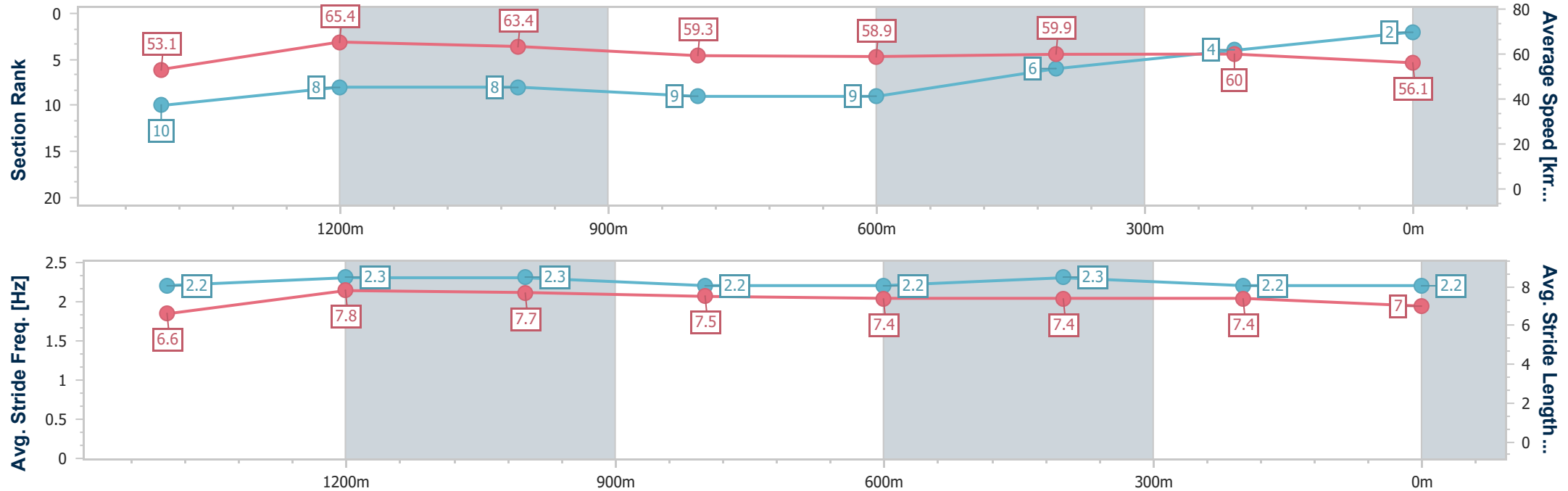
Horse/Jockey Name	Victory Command
Final Rank	2
Fastest Section Time (Section)	0:10.86 (1400m)
Top Speed [km/h] (Section)	66.6 (Overall)
Race State	Finished



Doomben QLD Professional
Race 5: LADBROKES RACING CLUB QTIS Three-Year-Old
Maiden Plate - 1650m
17 July 2024 - 14:58
Track Rating: Good 4, Weather: Fine, Rail Position: +8m Entire



Section	Overall	1400m	1200m	1000m	800m	600m	400m	200m					
Section Times	1:40.26 [2] (0:16.87)	1:23.39 [10] (0:10.86)	1:12.53 [8] (0:11.35)	1:01.18 [8] (0:12.11)	0:49.07 [9] (0:12.23)	0:36.84 [9] (0:11.93)	0:24.91 [6] (0:11.98)	0:12.93 [4] (0:12.93)					
Average Speed [km/h]	53.1	65.4	63.4	59.3	58.9	59.9	60.0	56.1					
Top Speed [km/h]	66.6	66.4	66.0	61.5	59.4	60.8	61.5	58.3					
Avg. Dist. to Rail [m]	2.2	2.3	0.5	0.3	0.3	1.1	1.7	3.0					
Avg. Stride Freq. [Hz]	2.2	2.3	2.3	2.2	2.2	2.3	2.2	2.2					
Avg. Stride Length [m]	6.6	7.8	7.7	7.5	7.4	7.4	7.4	7.0					





Horse/Jockey Name	Midori Mover
Final Rank	3
Fastest Section Time (Section)	0:11.15 (1400m)
Top Speed [km/h] (Section)	67.8 (Overall)
Race State	Finished

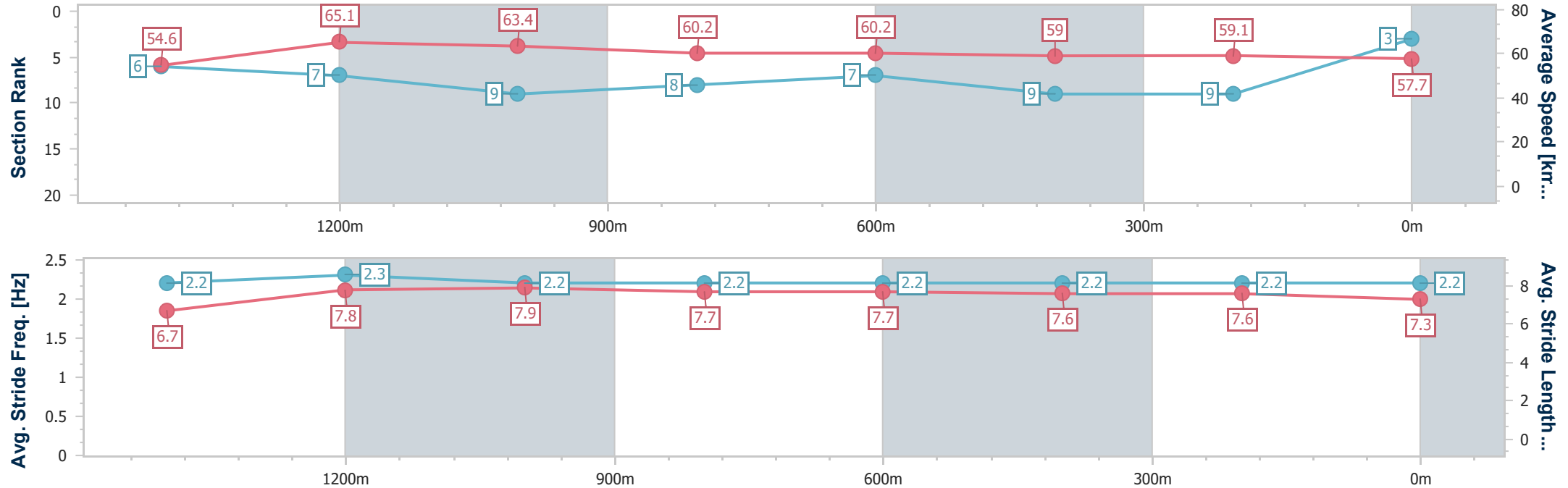


Doomben QLD Professional
Race 5: LADBROKES RACING CLUB QTIS Three-Year-Old
Maiden Plate - 1650m
17 July 2024 - 14:58
Track Rating: Good 4, Weather: Fine, Rail Position: +8m Entire



BRISBANE
RACING CLUB

Section	Overall	1400m	1200m	1000m	800m	600m	400m	200m					
Section Times	1:40.41 [3] (0:16.56)	1:23.85 [6] (0:11.15)	1:12.70 [7] (0:11.38)	1:01.32 [9] (0:12.04)	0:49.28 [8] (0:12.19)	0:37.09 [7] (0:12.34)	0:24.75 [9] (0:12.17)	0:12.58 [9] (0:12.58)					
Average Speed [km/h]	54.6	65.1	63.4	60.2	60.2	59.0	59.1	57.7					
Top Speed [km/h]	67.8	66.7	64.7	63.0	61.2	61.2	60.4	59.1					
Avg. Dist. to Rail [m]	3.4	1.5	2.5	2.7	3.3	2.2	1.5	3.5					
Avg. Stride Freq. [Hz]	2.2	2.3	2.2	2.2	2.2	2.2	2.2	2.2					
Avg. Stride Length [m]	6.7	7.8	7.9	7.7	7.7	7.6	7.6	7.3					





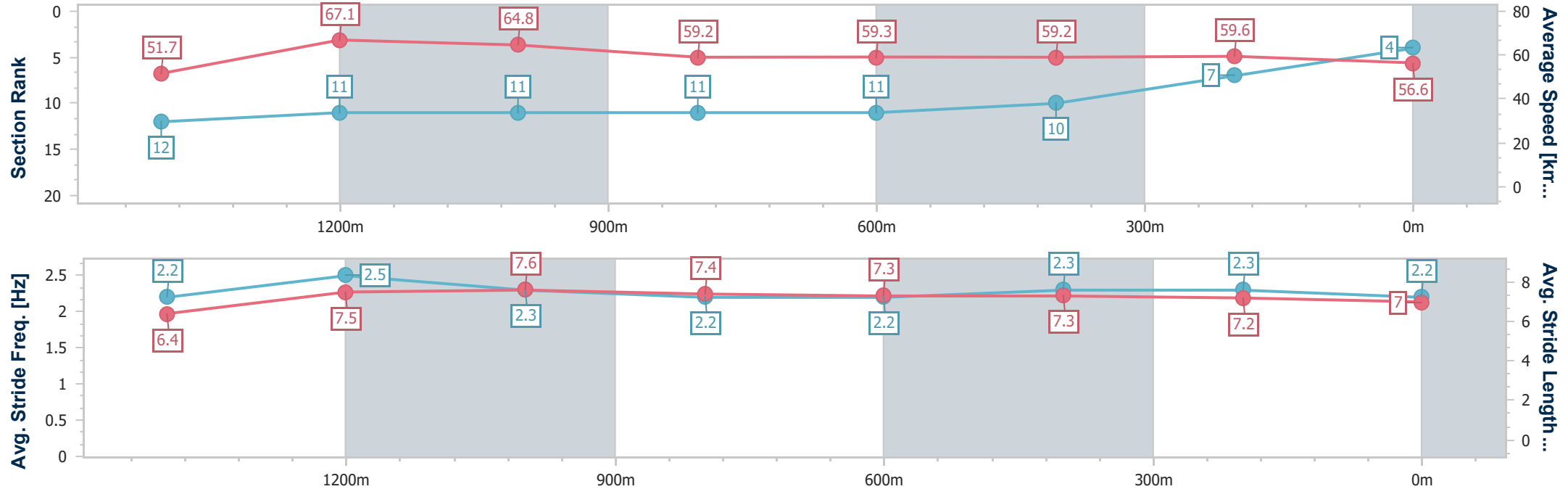
Horse/Jockey Name	Pele Princess
Final Rank	4
Fastest Section Time (Section)	0:10.79 (1400m)
Top Speed [km/h] (Section)	69.1 (1400m)
Race State	Finished



Doomben QLD Professional
Race 5: LADBROKES RACING CLUB QTIS Three-Year-Old
Maiden Plate - 1650m
17 July 2024 - 14:58
Track Rating: Good 4, Weather: Fine, Rail Position: +8m Entire



Section	Overall	1400m	1200m	1000m	800m	600m	400m	200m					
Section Times	1:40.56 [4] (0:17.35)	1:23.21 [12] (0:10.79)	1:12.42 [11] (0:11.15)	1:01.27 [11] (0:12.17)	0:49.10 [11] (0:12.20)	0:36.90 [11] (0:12.02)	0:24.88 [10] (0:11.97)	0:12.91 [7] (0:12.91)					
Average Speed [km/h]	51.7	67.1	64.8	59.2	59.3	59.2	59.6	56.6					
Top Speed [km/h]	67.1	69.1	68.1	62.0	59.9	59.9	61.3	59.8					
Avg. Dist. to Rail [m]	1.6	1.5	2.3	1.4	0.5	1.7	2.8	2.6					
Avg. Stride Freq. [Hz]	2.2	2.5	2.3	2.2	2.2	2.3	2.3	2.2					
Avg. Stride Length [m]	6.4	7.5	7.6	7.4	7.3	7.3	7.2	7.0					





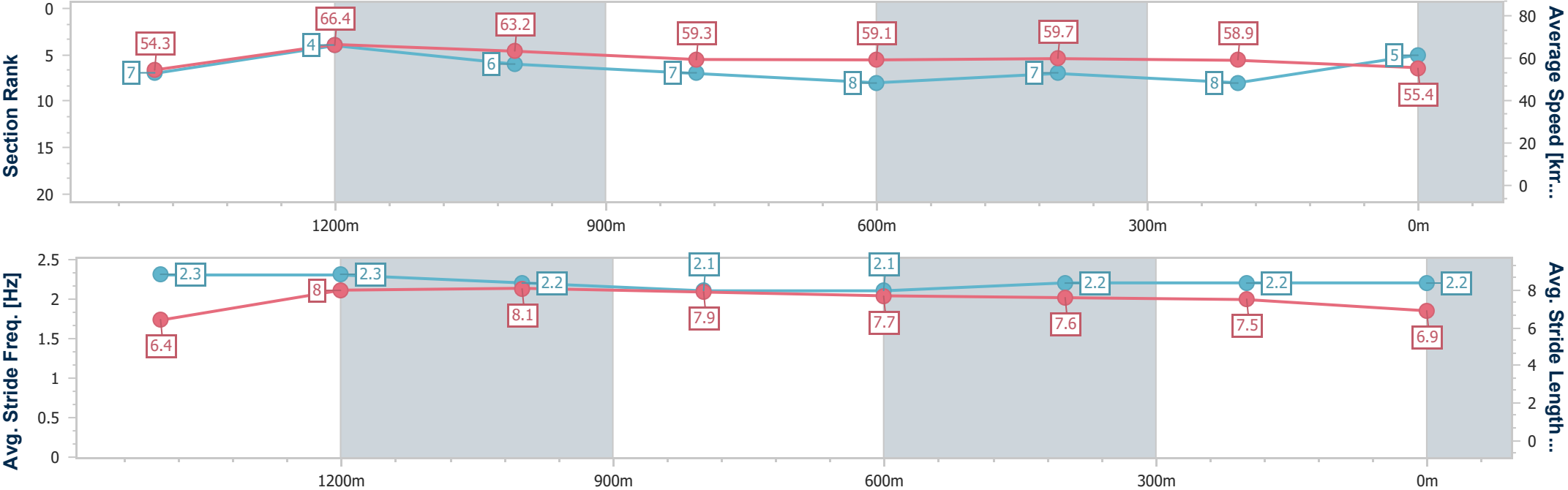
Horse/Jockey Name	Vermilion Kirin
Final Rank	5
Fastest Section Time (Section)	0:10.91 (1400m)
Top Speed [km/h] (Section)	71.0 (Overall)
Race State	Finished



Doomben QLD Professional
Race 5: LADBROKES RACING CLUB QTIS Three-Year-Old
Maiden Plate - 1650m
17 July 2024 - 14:58
Track Rating: Good 4, Weather: Fine, Rail Position: +8m Entire



Section	Overall	1400m	1200m	1000m	800m	600m	400m	200m					
Section Times	1:40.72 [5] (0:16.58)	1:24.14 [7] (0:10.91)	1:13.23 [4] (0:11.41)	1:01.82 [6] (0:12.20)	0:49.62 [7] (0:12.30)	0:37.32 [8] (0:12.04)	0:25.28 [7] (0:12.22)	0:13.06 [8] (0:13.06)					
Average Speed [km/h]	54.3	66.4	63.2	59.3	59.1	59.7	58.9	55.4					
Top Speed [km/h]	71.0	68.7	65.5	61.7	60.4	60.7	59.9	57.5					
Avg. Dist. to Rail [m]	1.2	0.7	1.9	1.7	1.9	0.8	0.8	1.9					
Avg. Stride Freq. [Hz]	2.3	2.3	2.2	2.1	2.1	2.2	2.2	2.2					
Avg. Stride Length [m]	6.4	8.0	8.1	7.9	7.7	7.6	7.5	6.9					





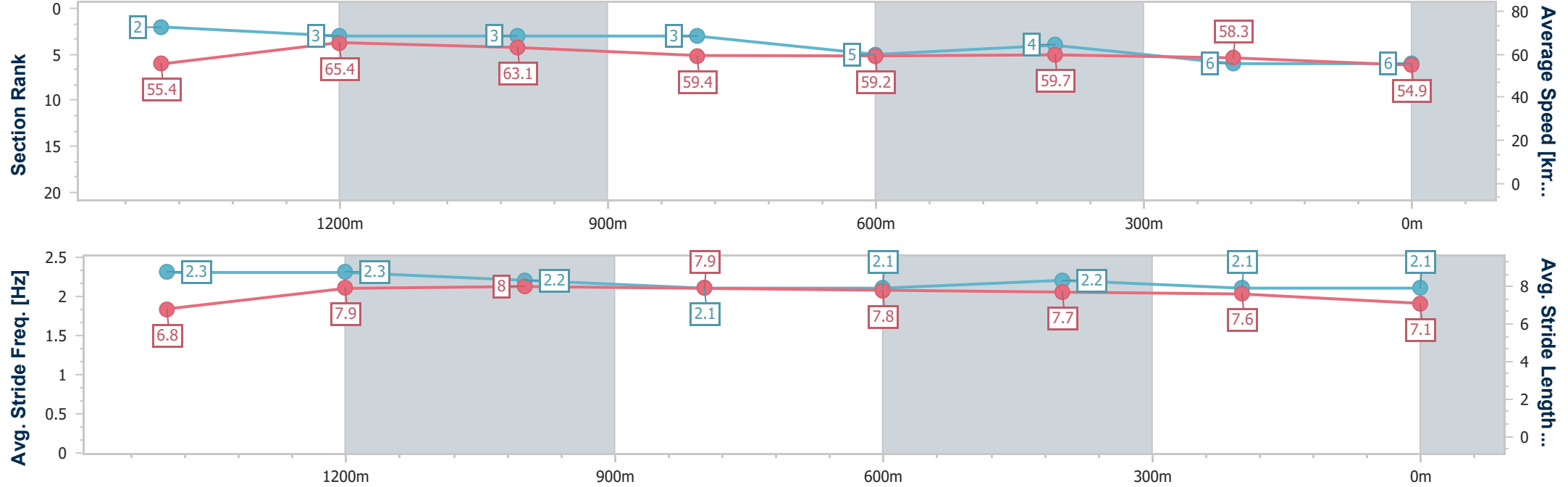
Horse/Jockey Name	Keep Safe
Final Rank	6
Fastest Section Time (Section)	0:10.98 (1400m)
Top Speed [km/h] (Section)	69.6 (Overall)
Race State	Finished



Doomben QLD Professional
Race 5: LADBROKES RACING CLUB QTIS Three-Year-Old
Maiden Plate - 1650m
17 July 2024 - 14:58
Track Rating: Good 4, Weather: Fine, Rail Position: +8m Entire



Section	Overall	1400m	1200m	1000m	800m	600m	400m	200m					
Section Times	1:40.86 [6] (0:16.25)	1:24.61 [2] (0:10.98)	1:13.63 [3] (0:11.41)	1:02.22 [3] (0:12.19)	0:50.03 [3] (0:12.33)	0:37.70 [5] (0:12.14)	0:25.56 [4] (0:12.32)	0:13.24 [6] (0:13.24)					
Average Speed [km/h]	55.4	65.4	63.1	59.4	59.2	59.7	58.3	54.9					
Top Speed [km/h]	69.6	67.1	65.3	60.3	60.3	60.2	59.6	56.3					
Avg. Dist. to Rail [m]	1.7	0.8	1.7	1.9	2.4	1.2	1.9	4.5					
Avg. Stride Freq. [Hz]	2.3	2.3	2.2	2.1	2.1	2.2	2.1	2.1					
Avg. Stride Length [m]	6.8	7.9	8.0	7.9	7.8	7.7	7.6	7.1					





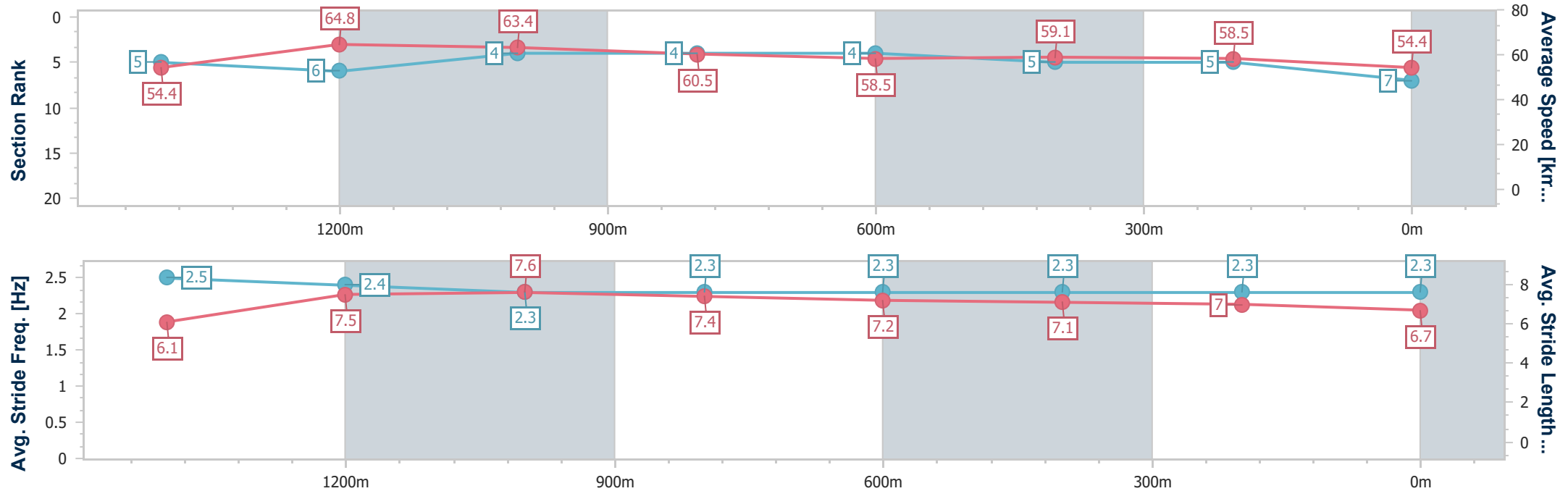
Horse/Jockey Name	Princess Kaguya
Final Rank	7
Fastest Section Time (Section)	0:11.01 (1400m)
Top Speed [km/h] (Section)	66.1 (1200m)
Race State	Finished



Doomben QLD Professional
Race 5: LADBROKES RACING CLUB QTIS Three-Year-Old
Maiden Plate - 1650m
17 July 2024 - 14:58
Track Rating: Good 4, Weather: Fine, Rail Position: +8m Entire



Section	Overall	1400m	1200m	1000m	800m	600m	400m	200m					
Section Times	1:40.92 [7] (0:16.52)	1:24.40 [5] (0:11.01)	1:13.39 [6] (0:11.34)	1:02.05 [4] (0:11.98)	0:50.07 [4] (0:12.30)	0:37.77 [4] (0:12.18)	0:25.59 [5] (0:12.23)	0:13.36 [5] (0:13.36)					
Average Speed [km/h]	54.4	64.8	63.4	60.5	58.5	59.1	58.5	54.4					
Top Speed [km/h]	65.8	65.6	66.1	62.3	60.0	60.5	59.4	57.2					
Avg. Dist. to Rail [m]	1.2	1.3	0.7	1.2	0.5	0.8	0.9	0.9					
Avg. Stride Freq. [Hz]	2.5	2.4	2.3	2.3	2.3	2.3	2.3	2.3					
Avg. Stride Length [m]	6.1	7.5	7.6	7.4	7.2	7.1	7.0	6.7					





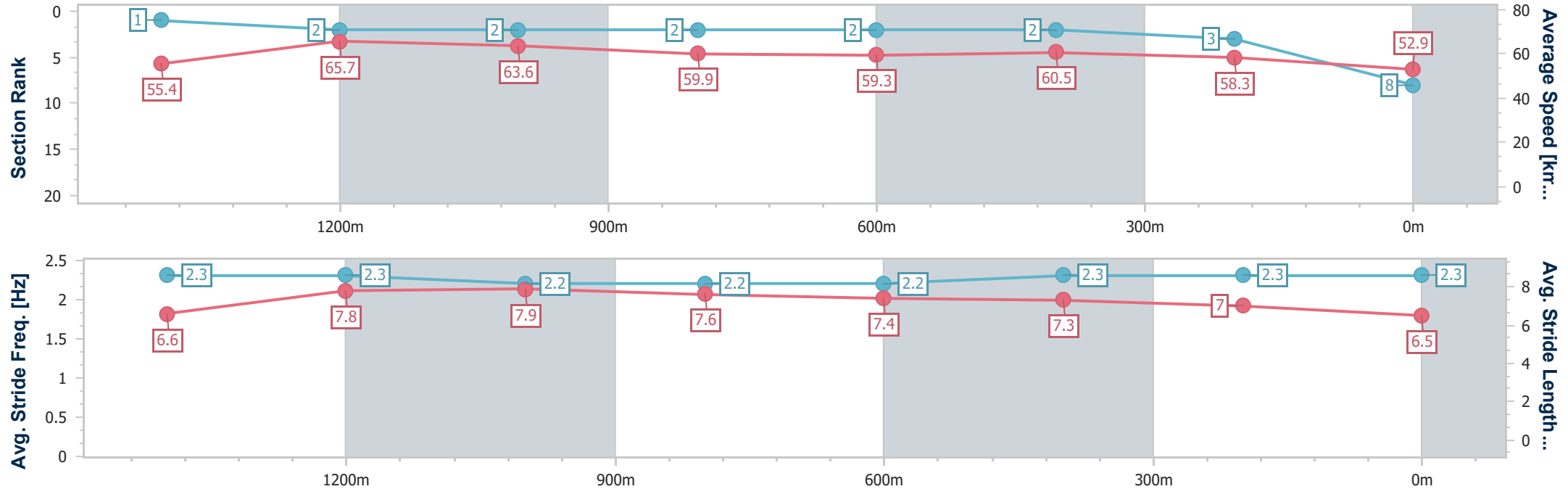
Horse/Jockey Name	Exposition
Final Rank	8
Fastest Section Time (Section)	0:10.98 (1400m)
Top Speed [km/h] (Section)	67.7 (Overall)
Race State	Finished



Doomben QLD Professional
Race 5: LADBROKES RACING CLUB QTIS Three-Year-Old
Maiden Plate - 1650m
17 July 2024 - 14:58
Track Rating: Good 4, Weather: Fine, Rail Position: +8m Entire



Section	Overall	1400m	1200m	1000m	800m	600m	400m	200m					
Section Times	1:40.99 [8] (0:16.23)	1:24.76 [1] (0:10.98)	1:13.78 [2] (0:11.27)	1:02.51 [2] (0:12.09)	0:50.42 [2] (0:12.34)	0:38.08 [2] (0:12.00)	0:26.08 [2] (0:12.36)	0:13.72 [3] (0:13.72)					
Average Speed [km/h]	55.4	65.7	63.6	59.9	59.3	60.5	58.3	52.9					
Top Speed [km/h]	67.7	67.4	66.6	62.6	60.8	61.5	59.5	56.4					
Avg. Dist. to Rail [m]	1.1	0.4	1.4	2.3	2.5	1.8	1.0	1.6					
Avg. Stride Freq. [Hz]	2.3	2.3	2.2	2.2	2.2	2.3	2.3	2.3					
Avg. Stride Length [m]	6.6	7.8	7.9	7.6	7.4	7.3	7.0	6.5					





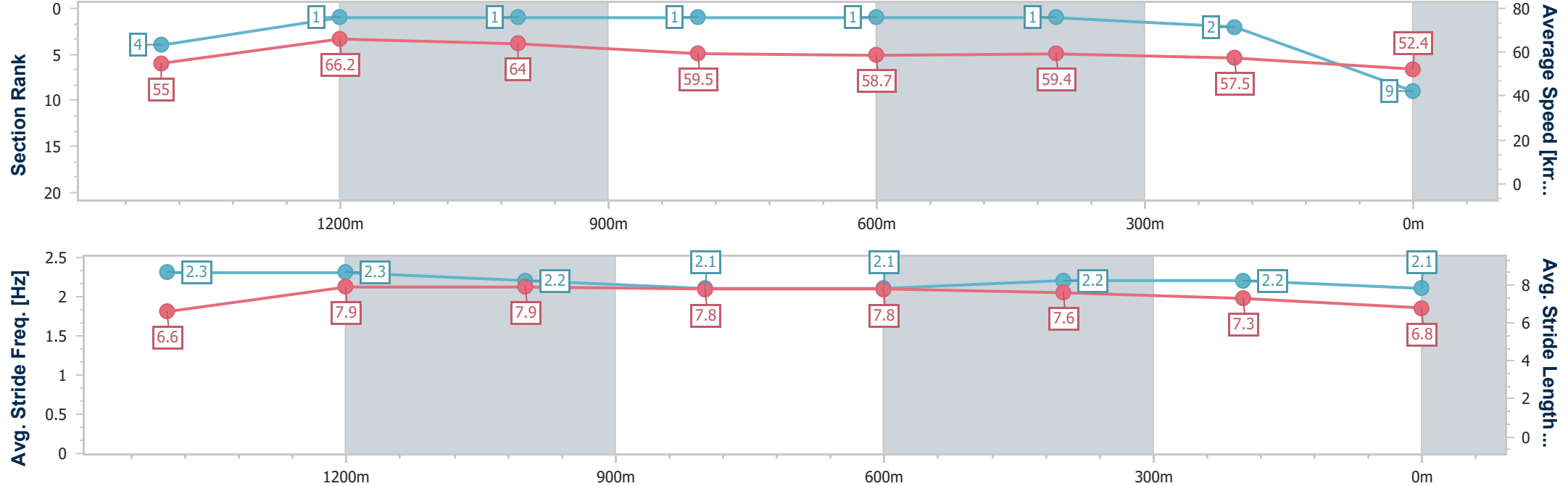
Horse/Jockey Name	Fallguy
Final Rank	9
Fastest Section Time (Section)	0:10.76 (1400m)
Top Speed [km/h] (Section)	68.9 (Overall)
Race State	Finished



Doomben QLD Professional
Race 5: LADBROKES RACING CLUB QTIS Three-Year-Old
Maiden Plate - 1650m
17 July 2024 - 14:58
Track Rating: Good 4, Weather: Fine, Rail Position: +8m Entire



Section	Overall	1400m	1200m	1000m	800m	600m	400m	200m					
Section Times	1:41.13 [9] (0:16.39)	1:24.74 [4] (0:10.76)	1:13.98 [1] (0:11.25)	1:02.73 [1] (0:12.07)	0:50.66 [1] (0:12.28)	0:38.38 [1] (0:12.06)	0:26.32 [1] (0:12.46)	0:13.86 [2] (0:13.86)					
Average Speed [km/h]	55.0	66.2	64.0	59.5	58.7	59.4	57.5	52.4					
Top Speed [km/h]	68.9	68.1	66.6	61.0	59.7	60.0	58.8	55.2					
Avg. Dist. to Rail [m]	1.8	1.5	0.4	0.3	0.1	0.8	1.6	0.8					
Avg. Stride Freq. [Hz]	2.3	2.3	2.2	2.1	2.1	2.2	2.2	2.1					
Avg. Stride Length [m]	6.6	7.9	7.9	7.8	7.8	7.6	7.3	6.8					





Horse/Jockey Name	Bold Rouge
Final Rank	10
Fastest Section Time (Section)	0:10.91 (1400m)
Top Speed [km/h] (Section)	67.8 (1200m)
Race State	Finished

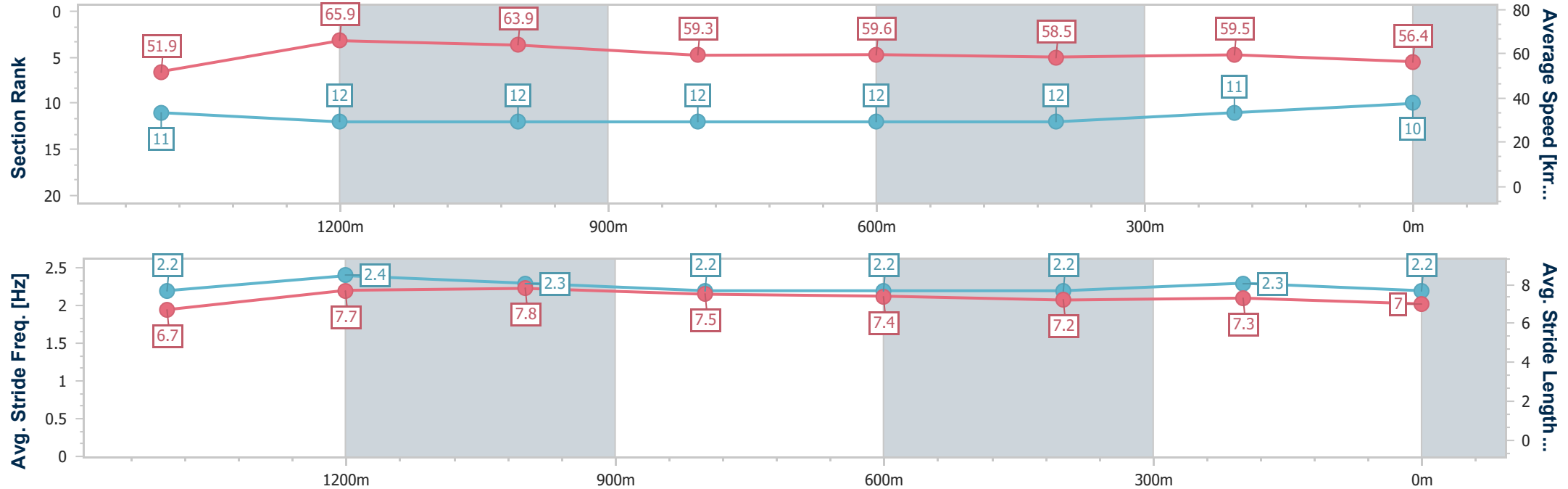


Doomben QLD Professional
Race 5: LADBROKES RACING CLUB QTIS Three-Year-Old
Maiden Plate - 1650m
17 July 2024 - 14:58
Track Rating: Good 4, Weather: Fine, Rail Position: +8m Entire



BRISBANE
RACING CLUB

Section	Overall	1400m	1200m	1000m	800m	600m	400m	200m					
Section Times	1:41.15 [10] (0:17.33)	1:23.82 [11] (0:10.91)	1:12.91 [12] (0:11.26)	1:01.65 [12] (0:12.19)	0:49.46 [12] (0:12.16)	0:37.30 [12] (0:12.32)	0:24.98 [12] (0:12.09)	0:12.89 [11] (0:12.89)					
Average Speed [km/h]	51.9	65.9	63.9	59.3	59.6	58.5	59.5	56.4					
Top Speed [km/h]	64.7	67.0	67.8	61.8	60.7	59.6	60.1	58.8					
Avg. Dist. to Rail [m]	3.7	0.3	0.8	1.3	1.4	0.5	0.8	1.3					
Avg. Stride Freq. [Hz]	2.2	2.4	2.3	2.2	2.2	2.2	2.3	2.2					
Avg. Stride Length [m]	6.7	7.7	7.8	7.5	7.4	7.2	7.3	7.0					





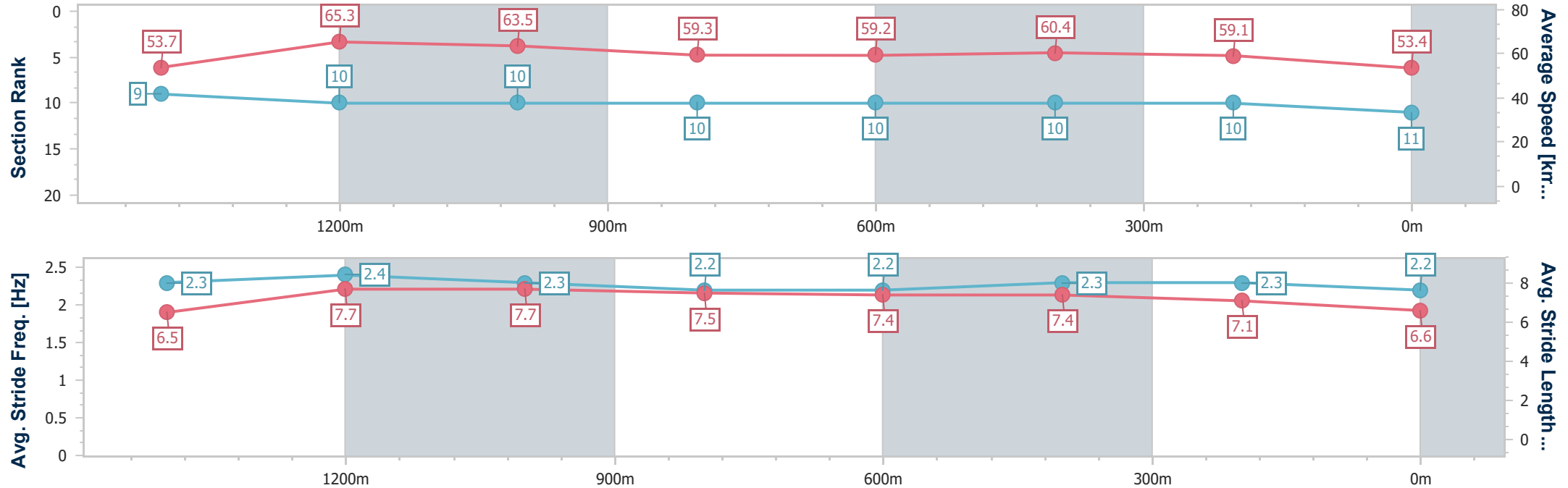
Horse/Jockey Name	Omikami
Final Rank	11
Fastest Section Time (Section)	0:11.12 (1400m)
Top Speed [km/h] (Section)	68.1 (Overall)
Race State	Finished



Doomben QLD Professional
Race 5: LADBROKES RACING CLUB QTIS Three-Year-Old
Maiden Plate - 1650m
17 July 2024 - 14:58
Track Rating: Good 4, Weather: Fine, Rail Position: +8m Entire



Section	Overall	1400m	1200m	1000m	800m	600m	400m	200m					
Section Times	1:41.49 [11] (0:16.73)	1:24.76 [9] (0:11.12)	1:13.64 [10] (0:11.34)	1:02.30 [10] (0:12.17)	0:50.13 [10] (0:12.25)	0:37.88 [10] (0:12.07)	0:25.81 [10] (0:12.27)	0:13.54 [10] (0:13.54)					
Average Speed [km/h]	53.7	65.3	63.5	59.3	59.2	60.4	59.1	53.4					
Top Speed [km/h]	68.1	66.2	67.0	62.2	60.7	61.4	60.6	56.7					
Avg. Dist. to Rail [m]	1.2	0.9	1.8	1.1	1.9	2.6	3.1	5.0					
Avg. Stride Freq. [Hz]	2.3	2.4	2.3	2.2	2.2	2.3	2.3	2.2					
Avg. Stride Length [m]	6.5	7.7	7.7	7.5	7.4	7.4	7.1	6.6					





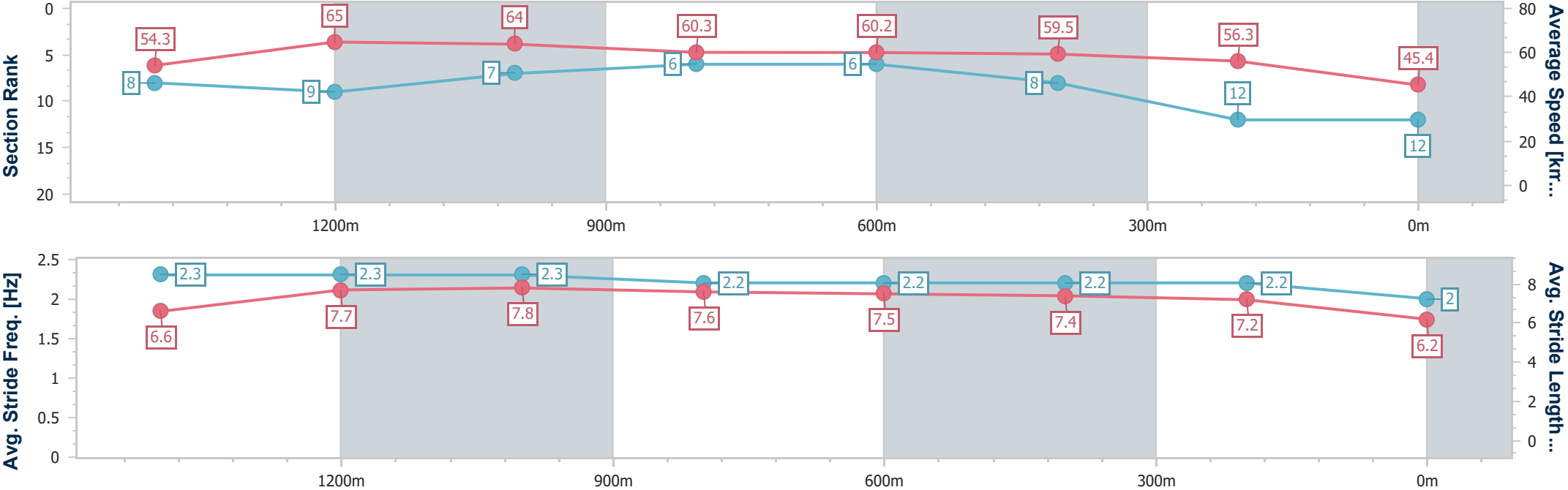
Horse/Jockey Name	Bring Me Saki
Final Rank	12
Fastest Section Time (Section)	0:11.17 (1400m)
Top Speed [km/h] (Section)	68.5 (Overall)
Race State	Finished



Doomben QLD Professional
Race 5: LADBROKES RACING CLUB QTIS Three-Year-Old
Maiden Plate - 1650m
17 July 2024 - 14:58
Track Rating: Good 4, Weather: Fine, Rail Position: +8m Entire



Section	Overall	1400m	1200m	1000m	800m	600m	400m	200m					
Section Times	1:44.28 [12] (0:16.63)	1:27.65 [8] (0:11.17)	1:16.48 [9] (0:11.25)	1:05.23 [7] (0:12.05)	0:53.18 [6] (0:12.20)	0:40.98 [6] (0:12.22)	0:28.76 [8] (0:12.82)	0:15.94 [12] (0:15.94)					
Average Speed [km/h]	54.3	65.0	64.0	60.3	60.2	59.5	56.3	45.4					
Top Speed [km/h]	68.5	67.7	65.4	63.1	61.4	61.5	57.9	52.6					
Avg. Dist. to Rail [m]	5.6	1.6	2.5	3.2	3.6	2.2	1.6	2.3					
Avg. Stride Freq. [Hz]	2.3	2.3	2.3	2.2	2.2	2.2	2.2	2.0					
Avg. Stride Length [m]	6.6	7.7	7.8	7.6	7.5	7.4	7.2	6.2					





Doomben QLD Professional
Race 6: COUNTRY MUSIC RACEDAY ON SALE NOW Class 5 Handicap -
1350m

17 July 2024 - 15:32



Track Rating: Good 4, Weather: Fine, Rail Position: +8m Entire

Section		Overall				1200m	1000m	800m	600m	400m	Last 600m	
Field Times		1:19.19				1:08.66	0:58.39	0:47.72	0:36.61	0:25.20	0:36.61	
		(0:10.53)				(0:10.27)	(0:10.67)	(0:11.11)	(0:11.41)	(0:12.12)		
Rank	TAB	Horse/Jockey	Barrier	Top Speed [km/h]	Fastest Section							Distance Travelled [m]
1	2	SPACE TRACKER	6	70.1	0:10.40	1:19.19 [1]	1:08.52 [2]	0:58.12 [2]	0:47.41 [2]	0:36.30 [2]	0:24.95 [2]	0:36.30
		Jag Guthmann-Chester		1200m	1200m	(0:10.67)	(0:10.40)	(0:10.71)	(0:11.11)	(0:11.35)	(0:11.87)	
2	3	LUBRICATION	2	69.9	0:10.48	1:19.20 [2]	1:08.31 [5]	0:57.83 [5]	0:46.94 [5]	0:35.73 [5]	0:24.28 [5]	0:35.73 +1
		Ryan Maloney		1200m	1200m	(0:10.89)	(0:10.48)	(0:10.89)	(0:11.21)	(0:11.45)	(0:11.52)	
3	6	DENIED	9	71.1	0:10.34	1:19.28 [3]	1:08.46 [4]	0:58.12 [3]	0:47.43 [3]	0:36.01 [4]	0:24.52 [4]	0:36.01 +7
		Emily Lang		1000m	1200m	(0:10.82)	(0:10.34)	(0:10.69)	(0:11.42)	(0:11.49)	(0:11.71)	
4	7	SHA OF GOMER	4	68.0	0:10.69	1:19.65 [4]	1:08.67 [6]	0:57.98 [6]	0:47.24 [6]	0:36.14 [6]	0:24.73 [6]	0:36.14 +1
		James Orman		1200m	1200m	(0:10.98)	(0:10.69)	(0:10.74)	(0:11.10)	(0:11.41)	(0:11.37)	
5	12	REDETE CHOICE	13	68.9	0:10.59	1:19.74 [5]	1:08.51 [7]	0:57.92 [7]	0:47.11 [8]	0:36.05 [8]	0:24.52 [7]	0:36.05 +2
		Jake Bayliss		1200m	1200m	(0:11.23)	(0:10.59)	(0:10.81)	(0:11.06)	(0:11.53)	(0:11.75)	
6	8	APRIL IN AUGUSTA	5	69.5	0:10.46	1:19.82 [6]	1:09.10 [3]	0:58.64 [4]	0:47.92 [4]	0:36.64 [3]	0:25.14 [3]	0:36.64 +2
		Cejay Graham		1200m	1200m	(0:10.72)	(0:10.46)	(0:10.72)	(0:11.28)	(0:11.50)	(0:11.86)	
7	10	THANKFUL HEART	3	71.3	0:10.27	1:20.02 [7]	1:09.49 [1]	0:59.22 [1]	0:48.55 [1]	0:37.44 [1]	0:26.03 [1]	0:37.44 +1
		Michael Cahill		1200m	1200m	(0:10.53)	(0:10.27)	(0:10.67)	(0:11.11)	(0:11.41)	(0:12.26)	
8	11	THUNDER MANIA	7	69.4	0:10.59	1:21.04 [8]	1:09.79 [8]	0:59.20 [8]	0:48.46 [7]	0:37.37 [7]	0:25.66 [8]	0:37.37 -4
		Micheal Hellyer		1200m	1200m	(0:11.25)	(0:10.59)	(0:10.74)	(0:11.09)	(0:11.71)	(0:12.04)	
9	4	MUTAMANNI	1	66.9	0:10.97	1:23.04 [9]	1:11.48 [9]	1:00.51 [9]	0:49.42 [9]	0:38.14 [9]	0:26.60 [9]	0:38.14 +1
		Michael Rodd		1200m	1200m	(0:11.56)	(0:10.97)	(0:11.09)	(0:11.28)	(0:11.54)	(0:12.28)	

Scratched: Arts Object (#5), Thesecondatportsea (#9), Pervade (#1), Schoona The Better (#13)



Doomben QLD Professional
Race 6: COUNTRY MUSIC RACEDAY ON SALE NOW Class 5 Handicap -
1350m
17 July 2024 - 15:32



Track Rating: Good 4, Weather: Fine, Rail Position: +8m Entire

Section Field Times				200m 0:13.08 (0:13.08)				Last 600m 0:36.61	
Rank	TAB	Horse/Jockey	Barrier	Top Speed [km/h]	Fastest Section	Margin		Distance Travelled [m]	
1	2	SPACE TRACKER	6	70.1	0:10.40	0:13.08 [1]	1:19.19	0:36.30	
		Jag Guthmann-Chester		1200m	1200m	(0:13.08)			
2	3	LUBRICATION	2	69.9	0:10.48	0:12.76 [4]	0.06L	0:35.73	+1
		Ryan Maloney		1200m	1200m	(0:12.76)			
3	6	DENIED	9	71.1	0:10.34	0:12.81 [5]	0.52L	0:36.01	+7
		Emily Lang		1000m	1200m	(0:12.81)			
4	7	SHA OF GOMER	4	68.0	0:10.69	0:13.36 [3]	2.73L	0:36.14	+1
		James Orman		1200m	1200m	(0:13.36)			
5	12	REDETE CHOICE	13	68.9	0:10.59	0:12.77 [7]	3.23L	0:36.05	+2
		Jake Bayliss		1200m	1200m	(0:12.77)			
6	8	APRIL IN AUGUSTA	5	69.5	0:10.46	0:13.28 [6]	3.68L	0:36.64	+2
		Cejay Graham		1200m	1200m	(0:13.28)			
7	10	THANKFUL HEART	3	71.3	0:10.27	0:13.77 [2]	4.88L	0:37.44	+1
		Michael Cahill		1200m	1200m	(0:13.77)			
8	11	THUNDER MANIA	7	69.4	0:10.59	0:13.62 [8]	10.85L	0:37.37	-4
		Micheal Hellyer		1200m	1200m	(0:13.62)			
9	4	MUTAMANNI	1	66.9	0:10.97	0:14.32 [9]	22.66L	0:38.14	+1
		Michael Rodd		1200m	1200m	(0:14.32)			

Scratched: Arts Object (#5), Thesecondatportsea (#9), Pervade (#1), Schoona The Better (#13)



Horse/Jockey Name	Space Tracker
Final Rank	1
Fastest Section Time (Section)	0:10.40 (1200m)
Top Speed [km/h] (Section)	70.1 (1200m)
Race State	Finished

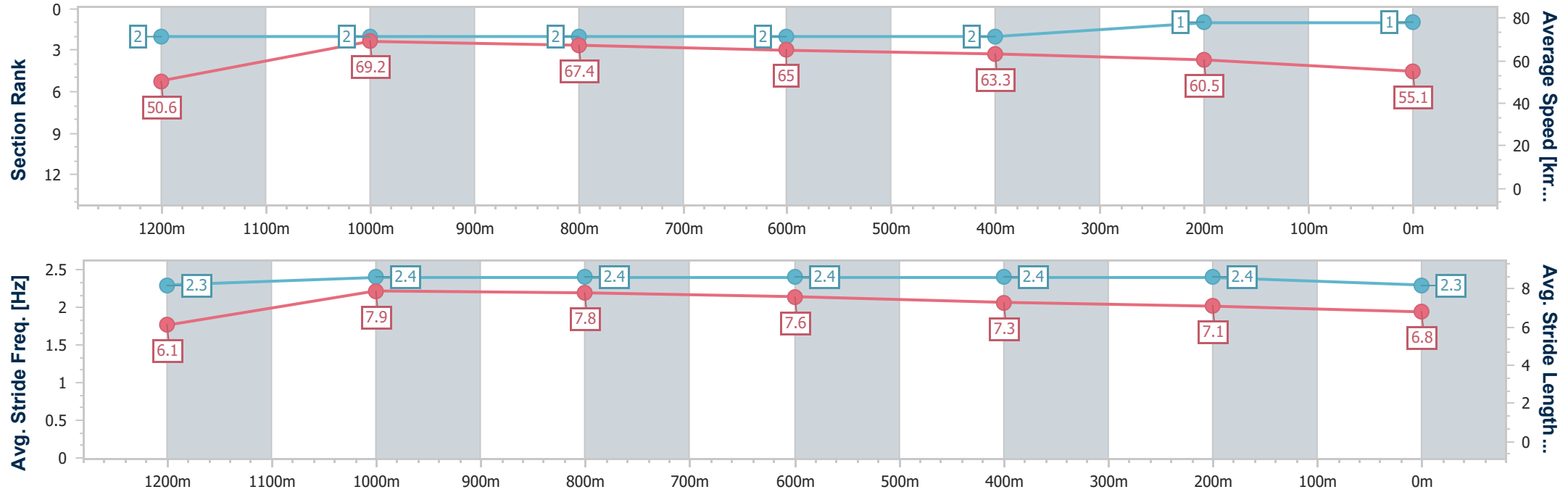


Doomben QLD Professional
Race 6: COUNTRY MUSIC RACEDAY ON SALE NOW Class 5
Handicap - 1350m
17 July 2024 - 15:32
Track Rating: Good 4, Weather: Fine, Rail Position: +8m Entire



BRISBANE
RACING CLUB

Section	Overall	1200m	1000m	800m	600m	400m	200m						
Section Times	1:19.19 [1] (0:10.67)	1:08.52 [2] (0:10.40)	0:58.12 [2] (0:10.71)	0:47.41 [2] (0:11.11)	0:36.30 [2] (0:11.35)	0:24.95 [2] (0:11.87)	0:13.08 [1] (0:13.08)						
Average Speed [km/h]	50.6	69.2	67.4	65.0	63.3	60.5	55.1						
Top Speed [km/h]	69.6	70.1	68.9	65.8	64.6	62.0	58.0						
Avg. Dist. to Rail [m]	6.4	2.7	1.3	0.2	0.5	0.6	0.9						
Avg. Stride Freq. [Hz]	2.3	2.4	2.4	2.4	2.4	2.4	2.3						
Avg. Stride Length [m]	6.1	7.9	7.8	7.6	7.3	7.1	6.8						





Horse/Jockey Name	Lubrication
Final Rank	2
Fastest Section Time (Section)	0:10.48 (1200m)
Top Speed [km/h] (Section)	69.9 (1200m)
Race State	Finished

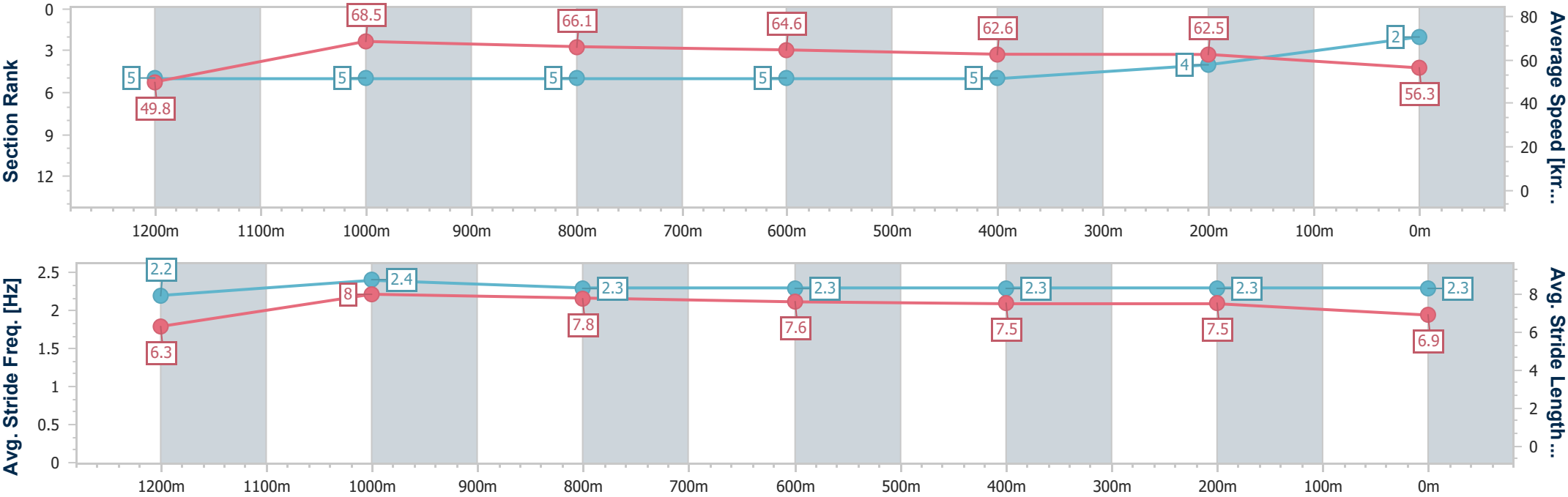


Doomben QLD Professional
Race 6: COUNTRY MUSIC RACEDAY ON SALE NOW Class 5
Handicap - 1350m
17 July 2024 - 15:32
Track Rating: Good 4, Weather: Fine, Rail Position: +8m Entire



BRISBANE
RACING CLUB

Section	Overall	1200m	1000m	800m	600m	400m	200m						
Section Times	1:19.20 [2] (0:10.89)	1:08.31 [5] (0:10.48)	0:57.83 [5] (0:10.89)	0:46.94 [5] (0:11.21)	0:35.73 [5] (0:11.45)	0:24.28 [5] (0:11.52)	0:12.76 [4] (0:12.76)						
Average Speed [km/h]	49.8	68.5	66.1	64.6	62.6	62.5	56.3						
Top Speed [km/h]	68.0	69.9	67.8	66.1	63.9	63.1	59.8						
Avg. Dist. to Rail [m]	2.5	0.3	0.3	0.5	0.3	1.2	1.8						
Avg. Stride Freq. [Hz]	2.2	2.4	2.3	2.3	2.3	2.3	2.3						
Avg. Stride Length [m]	6.3	8.0	7.8	7.6	7.5	7.5	6.9						





Horse/Jockey Name	Denied
Final Rank	3
Fastest Section Time (Section)	0:10.34 (1200m)
Top Speed [km/h] (Section)	71.1 (1000m)
Race State	Finished

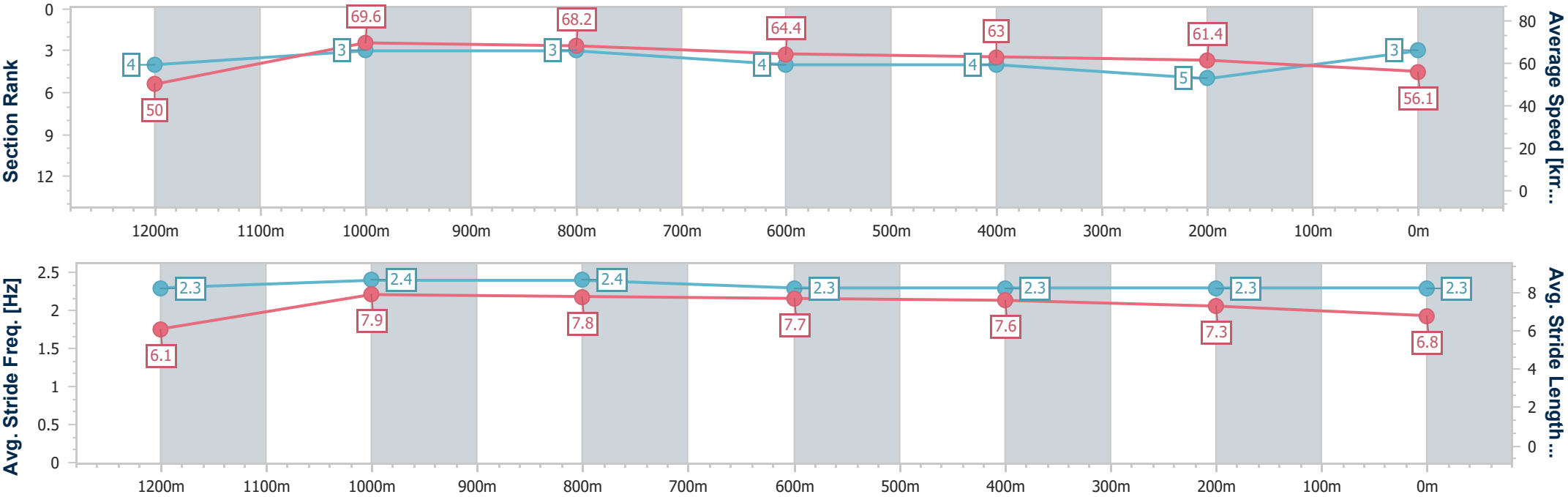


Doomben QLD Professional
Race 6: COUNTRY MUSIC RACEDAY ON SALE NOW Class 5
Handicap - 1350m
17 July 2024 - 15:32
Track Rating: Good 4, Weather: Fine, Rail Position: +8m Entire



BRISBANE
RACING CLUB

Section	Overall	1200m	1000m	800m	600m	400m	200m						
Section Times	1:19.28 [3] (0:10.82)	1:08.46 [4] (0:10.34)	0:58.12 [3] (0:10.69)	0:47.43 [3] (0:11.42)	0:36.01 [4] (0:11.49)	0:24.52 [4] (0:11.71)	0:12.81 [5] (0:12.81)						
Average Speed [km/h]	50.0	69.6	68.2	64.4	63.0	61.4	56.1						
Top Speed [km/h]	69.7	70.6	71.1	65.6	64.5	63.0	58.7						
Avg. Dist. to Rail [m]	8.0	4.6	4.2	3.8	1.1	1.2	1.5						
Avg. Stride Freq. [Hz]	2.3	2.4	2.4	2.3	2.3	2.3	2.3						
Avg. Stride Length [m]	6.1	7.9	7.8	7.7	7.6	7.3	6.8						





Horse/Jockey Name	Sha Of Gomer
Final Rank	4
Fastest Section Time (Section)	0:10.69 (1200m)
Top Speed [km/h] (Section)	68.0 (1200m)
Race State	Finished

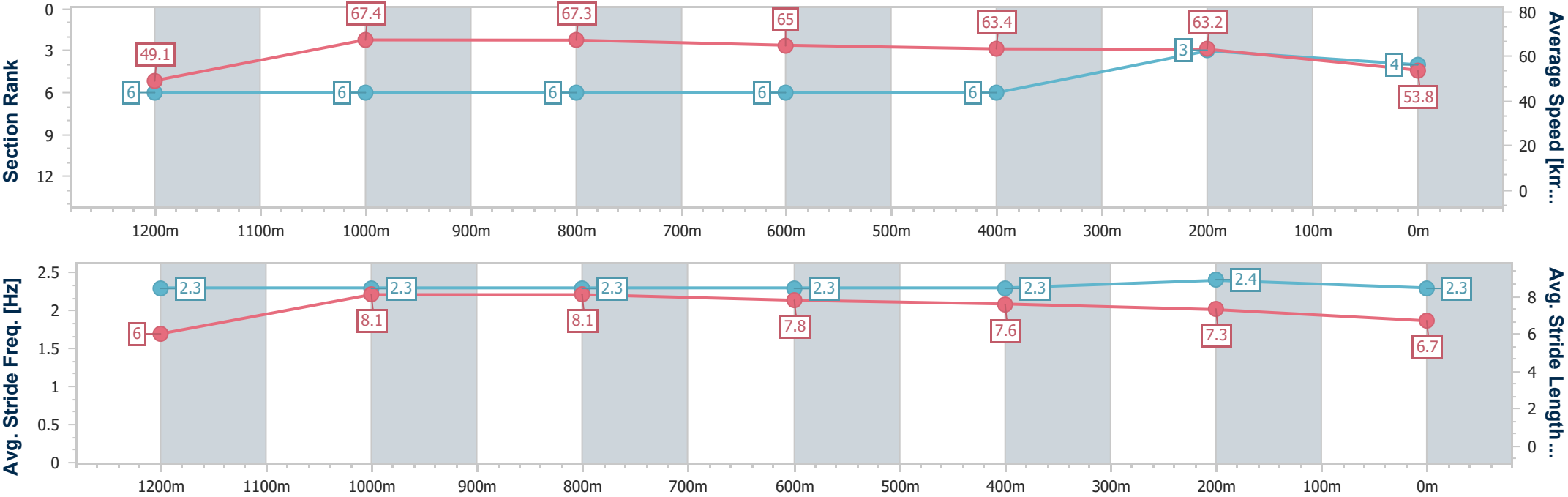


Doomben QLD Professional
Race 6: COUNTRY MUSIC RACEDAY ON SALE NOW Class 5
Handicap - 1350m
17 July 2024 - 15:32
Track Rating: Good 4, Weather: Fine, Rail Position: +8m Entire



BRISBANE
RACING CLUB

Section	Overall	1200m	1000m	800m	600m	400m	200m						
Section Times	1:19.65 [4] (0:10.98)	1:08.67 [6] (0:10.69)	0:57.98 [6] (0:10.74)	0:47.24 [6] (0:11.10)	0:36.14 [6] (0:11.41)	0:24.73 [6] (0:11.37)	0:13.36 [3] (0:13.36)						
Average Speed [km/h]	49.1	67.4	67.3	65.0	63.4	63.2	53.8						
Top Speed [km/h]	67.5	68.0	67.9	67.9	64.9	66.1	59.1						
Avg. Dist. to Rail [m]	4.5	1.4	0.8	0.6	0.7	1.5	2.2						
Avg. Stride Freq. [Hz]	2.3	2.3	2.3	2.3	2.3	2.4	2.3						
Avg. Stride Length [m]	6.0	8.1	8.1	7.8	7.6	7.3	6.7						





Horse/Jockey Name	Redente Choice
Final Rank	5
Fastest Section Time (Section)	0:10.59 (1200m)
Top Speed [km/h] (Section)	68.9 (1200m)
Race State	Finished

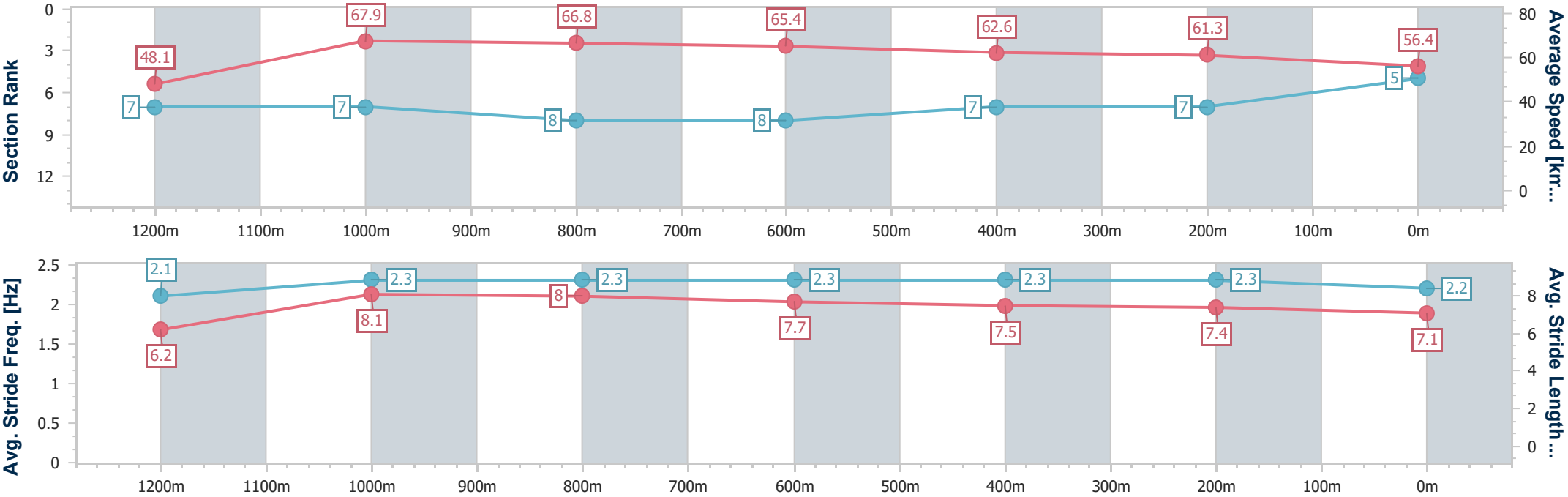


Doomben QLD Professional
Race 6: COUNTRY MUSIC RACEDAY ON SALE NOW Class 5
Handicap - 1350m
17 July 2024 - 15:32
Track Rating: Good 4, Weather: Fine, Rail Position: +8m Entire



BRISBANE
RACING CLUB

Section	Overall	1200m	1000m	800m	600m	400m	200m						
Section Times	1:19.74 [5] (0:11.23)	1:08.51 [7] (0:10.59)	0:57.92 [7] (0:10.81)	0:47.11 [8] (0:11.06)	0:36.05 [8] (0:11.53)	0:24.52 [7] (0:11.75)	0:12.77 [7] (0:12.77)						
Average Speed [km/h]	48.1	67.9	66.8	65.4	62.6	61.3	56.4						
Top Speed [km/h]	67.0	68.9	67.3	66.4	64.2	62.3	59.4						
Avg. Dist. to Rail [m]	7.6	1.4	0.6	0.8	0.5	1.0	1.2						
Avg. Stride Freq. [Hz]	2.1	2.3	2.3	2.3	2.3	2.3	2.2						
Avg. Stride Length [m]	6.2	8.1	8.0	7.7	7.5	7.4	7.1						





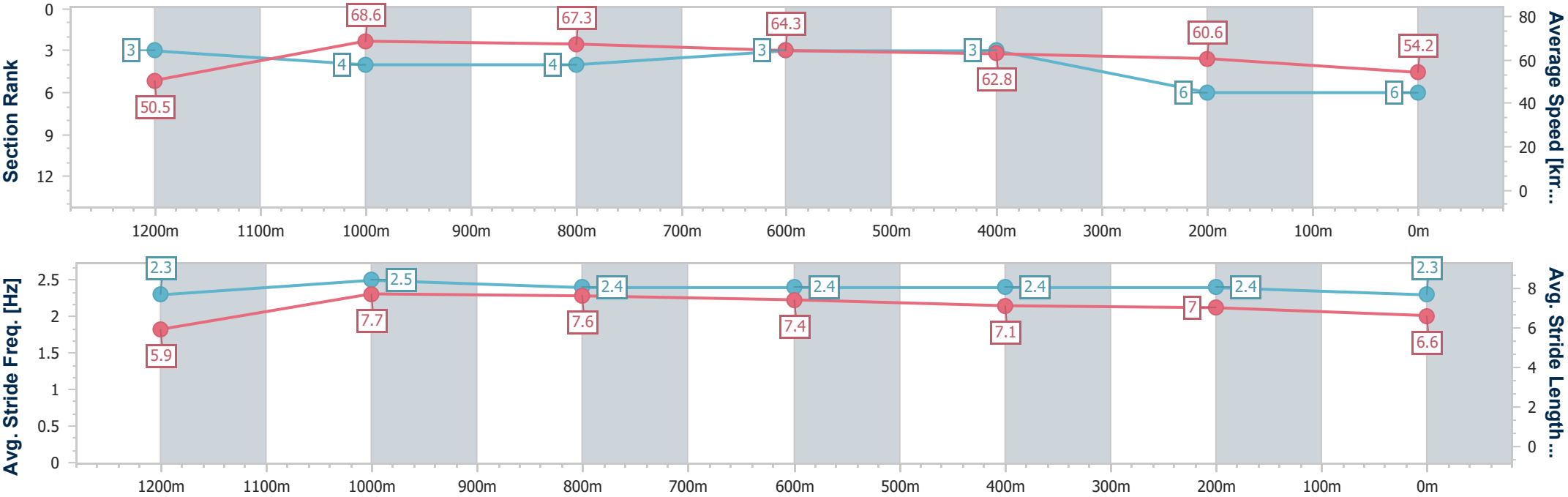
Horse/Jockey Name	April In Augusta
Final Rank	6
Fastest Section Time (Section)	0:10.46 (1200m)
Top Speed [km/h] (Section)	69.5 (1200m)
Race State	Finished



Doomben QLD Professional
Race 6: COUNTRY MUSIC RACEDAY ON SALE NOW Class 5
Handicap - 1350m
17 July 2024 - 15:32
Track Rating: Good 4, Weather: Fine, Rail Position: +8m Entire



Section	Overall	1200m	1000m	800m	600m	400m	200m						
Section Times	1:19.82 [6] (0:10.72)	1:09.10 [3] (0:10.46)	0:58.64 [4] (0:10.72)	0:47.92 [4] (0:11.28)	0:36.64 [3] (0:11.50)	0:25.14 [3] (0:11.86)	0:13.28 [6] (0:13.28)						
Average Speed [km/h]	50.5	68.6	67.3	64.3	62.8	60.6	54.2						
Top Speed [km/h]	67.8	69.5	69.2	66.8	63.4	62.5	58.3						
Avg. Dist. to Rail [m]	5.6	2.8	0.8	1.4	0.5	0.3	0.4						
Avg. Stride Freq. [Hz]	2.3	2.5	2.4	2.4	2.4	2.4	2.3						
Avg. Stride Length [m]	5.9	7.7	7.6	7.4	7.1	7.0	6.6						





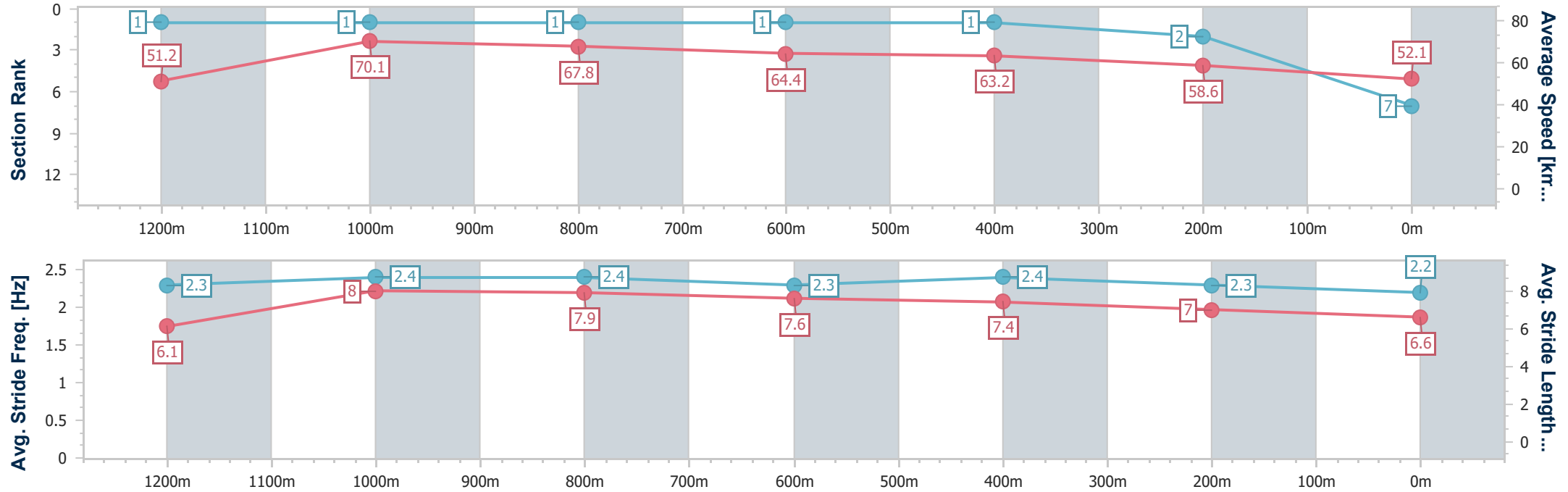
Horse/Jockey Name	Thankful Heart
Final Rank	7
Fastest Section Time (Section)	0:10.27 (1200m)
Top Speed [km/h] (Section)	71.3 (1200m)
Race State	Finished



Doomben QLD Professional
Race 6: COUNTRY MUSIC RACEDAY ON SALE NOW Class 5
Handicap - 1350m
17 July 2024 - 15:32
Track Rating: Good 4, Weather: Fine, Rail Position: +8m Entire



Section	Overall	1200m	1000m	800m	600m	400m	200m						
Section Times	1:20.02 [7] (0:10.53)	1:09.49 [1] (0:10.27)	0:59.22 [1] (0:10.67)	0:48.55 [1] (0:11.11)	0:37.44 [1] (0:11.41)	0:26.03 [1] (0:12.26)	0:13.77 [2] (0:13.77)						
Average Speed [km/h]	51.2	70.1	67.8	64.4	63.2	58.6	52.1						
Top Speed [km/h]	69.6	71.3	69.1	65.6	64.1	61.0	54.8						
Avg. Dist. to Rail [m]	4.1	1.8	0.7	0.4	0.3	0.5	1.1						
Avg. Stride Freq. [Hz]	2.3	2.4	2.4	2.3	2.4	2.3	2.2						
Avg. Stride Length [m]	6.1	8.0	7.9	7.6	7.4	7.0	6.6						





Horse/Jockey Name	Thunder Mania
Final Rank	8
Fastest Section Time (Section)	0:10.59 (1200m)
Top Speed [km/h] (Section)	69.4 (1200m)
Race State	Finished

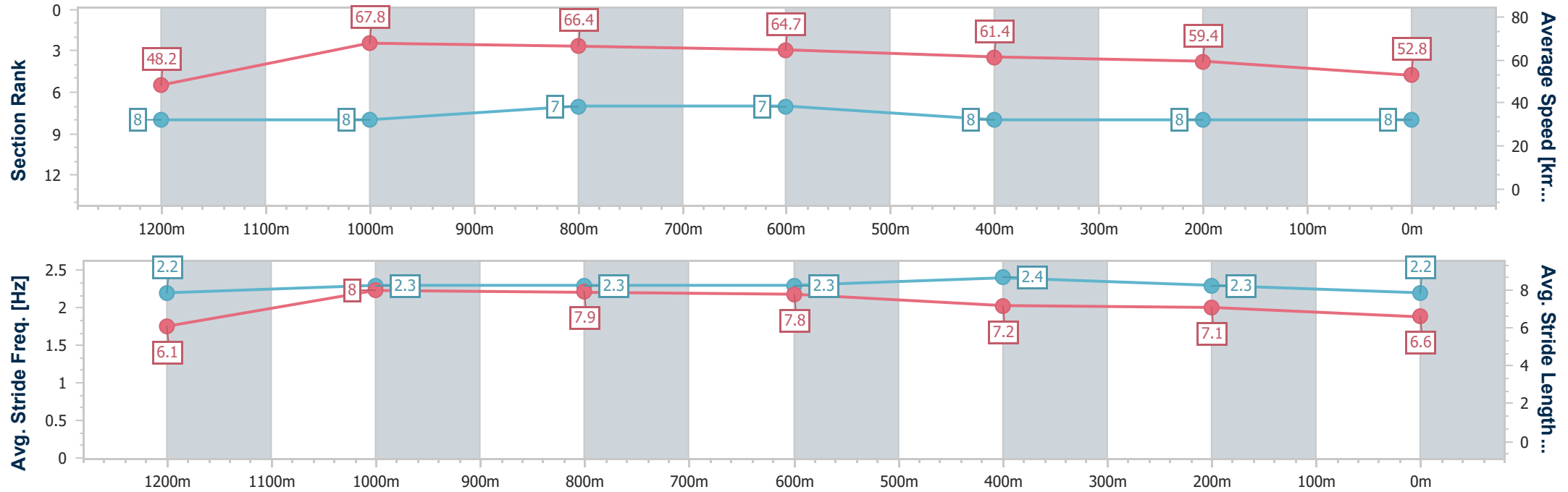


Doomben QLD Professional
Race 6: COUNTRY MUSIC RACEDAY ON SALE NOW Class 5
Handicap - 1350m
17 July 2024 - 15:32
Track Rating: Good 4, Weather: Fine, Rail Position: +8m Entire



BRISBANE
RACING CLUB

Section	Overall	1200m	1000m	800m	600m	400m	200m						
Section Times	1:21.04 [8] (0:11.25)	1:09.79 [8] (0:10.59)	0:59.20 [8] (0:10.74)	0:48.46 [7] (0:11.09)	0:37.37 [7] (0:11.71)	0:25.66 [8] (0:12.04)	0:13.62 [8] (0:13.62)						
Average Speed [km/h]	48.2	67.8	66.4	64.7	61.4	59.4	52.8						
Top Speed [km/h]	66.7	69.4	68.7	66.2	63.9	61.3	57.9						
Avg. Dist. to Rail [m]	5.6	0.6	2.3	1.0	0.4	2.9	1.3						
Avg. Stride Freq. [Hz]	2.2	2.3	2.3	2.3	2.4	2.3	2.2						
Avg. Stride Length [m]	6.1	8.0	7.9	7.8	7.2	7.1	6.6						





Horse/Jockey Name	Mutamanni
Final Rank	9
Fastest Section Time (Section)	0:10.97 (1200m)
Top Speed [km/h] (Section)	66.9 (1200m)
Race State	Finished

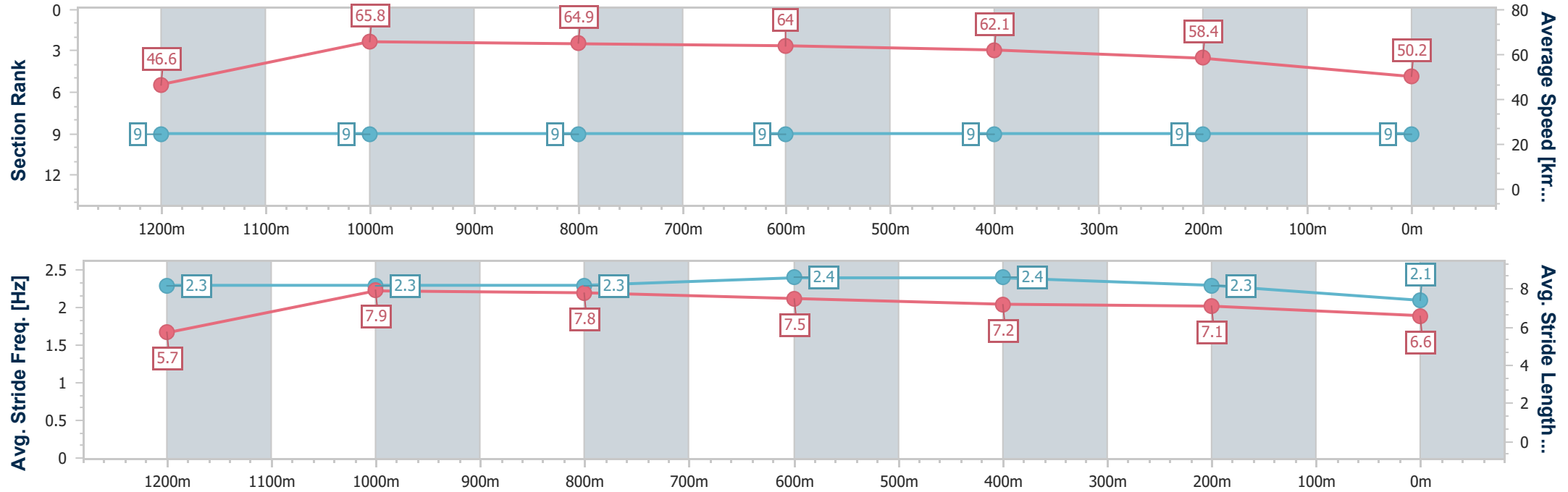


Doomben QLD Professional
Race 6: COUNTRY MUSIC RACEDAY ON SALE NOW Class 5
Handicap - 1350m
17 July 2024 - 15:32
Track Rating: Good 4, Weather: Fine, Rail Position: +8m Entire



BRISBANE
RACING CLUB

Section	Overall	1200m	1000m	800m	600m	400m	200m						
Section Times	1:23.04 [9] (0:11.56)	1:11.48 [9] (0:10.97)	1:00.51 [9] (0:11.09)	0:49.42 [9] (0:11.28)	0:38.14 [9] (0:11.54)	0:26.60 [9] (0:12.28)	0:14.32 [9] (0:14.32)						
Average Speed [km/h]	46.6	65.8	64.9	64.0	62.1	58.4	50.2						
Top Speed [km/h]	63.1	66.9	66.6	64.5	63.5	61.1	53.0						
Avg. Dist. to Rail [m]	2.3	1.0	0.8	0.3	0.8	1.1	0.8						
Avg. Stride Freq. [Hz]	2.3	2.3	2.3	2.4	2.4	2.3	2.1						
Avg. Stride Length [m]	5.7	7.9	7.8	7.5	7.2	7.1	6.6						





Doomben QLD Professional

Race 7: SKY RACING BENCHMARK 65 Handicap - 1350m

17 July 2024 - 16:07



BRISBANE
RACING CLUB

Track Rating: Good 4, Weather: Fine, Rail Position: +8m Entire

Section		Overall				1200m	1000m	800m	600m	400m	Last 600m	
Field Times		1:20.63				1:09.66	0:59.17	0:47.98	0:36.03	0:24.20	0:36.03	
		(0:10.97)				(0:10.49)	(0:11.19)	(0:11.95)	(0:11.83)	(0:11.67)		
Rank	TAB	Horse/Jockey	Barrier	Top Speed [km/h]	Fastest Section							Distance Travelled [m]
1	5	DWINDLING SPIRIT	3	67.8	0:10.80	1:20.63 [1]	1:09.57 [3]	0:58.77 [6]	0:47.35 [8]	0:35.38 [8]	0:23.62 [8]	0:35.38
		Samantha Collett		1200m	1200m	(0:11.06)	(0:10.80)	(0:11.42)	(0:11.97)	(0:11.76)	(0:11.37)	
2	10	NOTACLUEHOWORWHO	11	70.4	0:10.51	1:20.68 [2]	1:09.60 [4]	0:59.09 [2]	0:47.89 [2]	0:35.96 [2]	0:24.12 [2]	0:35.96 +0
		Nikita Beriman		1200m	1200m	(0:11.08)	(0:10.51)	(0:11.20)	(0:11.93)	(0:11.84)	(0:11.57)	
3	11	YES TO EXCESS	15	67.7	0:10.90	1:20.72 [3]	1:09.45 [7]	0:58.55 [9]	0:47.44 [7]	0:35.56 [6]	0:23.77 [6]	0:35.56 +3
		Jag Guthmann-Chester		1200m	1200m	(0:11.27)	(0:10.90)	(0:11.11)	(0:11.88)	(0:11.79)	(0:11.38)	
4	8	ROCKIN' ARTIE	10	69.9	0:10.49	1:20.73 [4]	1:09.76 [1]	0:59.27 [1]	0:48.08 [1]	0:36.13 [1]	0:24.30 [1]	0:36.13 -2
		Damien Thornton		1200m	1200m	(0:10.97)	(0:10.49)	(0:11.19)	(0:11.95)	(0:11.83)	(0:11.67)	
5	7	MOOTESSA	12	66.8	0:11.00	1:20.75 [5]	1:09.17 [10]	0:58.17 [11]	0:47.01 [11]	0:35.36 [9]	0:23.65 [9]	0:35.36 +1
		Casey Waddell		1000m	1200m	(0:11.58)	(0:11.00)	(0:11.16)	(0:11.65)	(0:11.71)	(0:11.46)	
6	1	COOL ENCOUNTER	6	69.5	0:10.63	1:20.92 [6]	1:09.39 [9]	0:58.76 [8]	0:47.45 [9]	0:35.45 [10]	0:23.63 [11]	0:35.45 +2
		Cody Collis		1200m	1200m	(0:11.53)	(0:10.63)	(0:11.31)	(0:12.00)	(0:11.82)	(0:11.46)	
7	2	GENETIC FREAK	1	68.5	0:10.63	1:20.96 [7]	1:09.75 [6]	0:59.12 [5]	0:47.86 [4]	0:35.99 [4]	0:24.21 [4]	0:35.99 -3
		Emily Lang		1200m	1200m	(0:11.21)	(0:10.63)	(0:11.26)	(0:11.87)	(0:11.78)	(0:11.59)	
8	6	DIANA'S AFFAIR	7	68.2	0:10.71	1:20.97 [8]	1:09.92 [2]	0:59.21 [3]	0:47.84 [5]	0:35.99 [5]	0:24.21 [5]	0:35.99 -3
		Cejay Graham		Overall	1200m	(0:11.05)	(0:10.71)	(0:11.37)	(0:11.85)	(0:11.78)	(0:11.52)	
9	4	CONFUSION	8	67.0	0:10.95	1:21.02 [9]	1:09.44 [11]	0:58.49 [10]	0:47.28 [10]	0:35.42 [11]	0:23.77 [10]	0:35.42 -4
		Madeleine Wishart		1200m	1200m	(0:11.58)	(0:10.95)	(0:11.21)	(0:11.86)	(0:11.65)	(0:11.36)	
10	17	RAPID DUDE	5	67.4	0:10.75	1:21.38 [10]	1:10.06 [8]	0:59.31 [7]	0:48.10 [6]	0:36.22 [7]	0:24.41 [7]	0:36.22 -4
		Micheal Hellyer		1200m	1200m	(0:11.32)	(0:10.75)	(0:11.21)	(0:11.88)	(0:11.81)	(0:11.75)	

Scratched: Billionair Baby (#3), Mighty Judd (#15), Admonish (#14), Lady Le Da (#9), Caspernova (#13), Cordozar (#12)

Report Created: Wed 17 July 2024 16:35 GMT+10 (Note: Timing is based on position data)

Page 1/15

[] Ranking at each section and finish
-:-:- No data available at this section
NA No data available

SCN Saddle cloth number
DNF Did not finish
DNT Did not track

data processed by  TRIPLESDATA



Doomben QLD Professional

Race 7: SKY RACING BENCHMARK 65 Handicap - 1350m

17 July 2024 - 16:07



BRISBANE
RACING CLUB

Track Rating: Good 4, Weather: Fine, Rail Position: +8m Entire

Section					Overall	1200m	1000m	800m	600m	400m	Last 600m		
Field Times					1:20.63 (0:10.97)	1:09.66 (0:10.49)	0:59.17 (0:11.19)	0:47.98 (0:11.95)	0:36.03 (0:11.83)	0:24.20 (0:11.67)	0:36.03		
Rank	TAB	Horse/Jockey	Barrier	Top Speed [km/h]	Fastest Section								Distance Travelled [m]
11	16	DANCE BABE	9	68.7	0:10.69	1:21.88 [11]	1:10.74 [5]	1:00.05 [4]	0:48.97 [3]	0:37.12 [3]	0:25.31 [3]	0:37.12	+1
		Dale Smith		1200m	1200m	(0:11.14)	(0:10.69)	(0:11.08)	(0:11.85)	(0:11.81)	(0:12.04)		

Scratched: Billionair Baby (#3), Mighty Judd (#15), Admonish (#14), Lady Le Da (#9), Caspernova (#13), Cordozar (#12)



Doomben QLD Professional

Race 7: SKY RACING BENCHMARK 65 Handicap - 1350m

17 July 2024 - 16:07



BRISBANE
RACING CLUB

Track Rating: Good 4, Weather: Fine, Rail Position: +8m Entire

Section Field Times		200m 0:12.53 (0:12.53)		Last 600m 0:36.03					
Rank	TAB	Horse/Jockey	Barrier	Top Speed [km/h]	Fastest Section	Margin			Distance Travelled [m]
1	5	DWINDLING SPIRIT	3	67.8	0:10.80	0:12.25 [6]	1:20.63		0:35.38
		Samantha Collett		1200m	1200m	(0:12.25)			
2	10	NOTACLUEHOWORWHO	11	70.4	0:10.51	0:12.55 [2]	0.26L		0:35.96 +0
		Nikita Beriman		1200m	1200m	(0:12.55)			
3	11	YES TO EXCESS	15	67.7	0:10.90	0:12.39 [4]	0.52L		0:35.56 +3
		Jag Guthmann-Chester		1200m	1200m	(0:12.39)			
4	8	ROCKIN' ARTIE	10	69.9	0:10.49	0:12.63 [1]	0.57L		0:36.13 -2
		Damien Thornton		1200m	1200m	(0:12.63)			
5	7	MOOTESSA	12	66.8	0:11.00	0:12.19 [7]	0.67L		0:35.36 +1
		Casey Waddell		1000m	1200m	(0:12.19)			
6	1	COOL ENCOUNTER	6	69.5	0:10.63	0:12.17 [11]	1.67L		0:35.45 +2
		Cody Collis		1200m	1200m	(0:12.17)			
7	2	GENETIC FREAK	1	68.5	0:10.63	0:12.62 [5]	1.93L		0:35.99 -3
		Emily Lang		1200m	1200m	(0:12.62)			
8	6	DIANA'S AFFAIR	7	68.2	0:10.71	0:12.69 [3]	1.97L		0:35.99 -3
		Cejay Graham		Overall	1200m	(0:12.69)			
9	4	CONFUSION	8	67.0	0:10.95	0:12.41 [8]	2.29L		0:35.42 -4
		Madeleine Wishart		1200m	1200m	(0:12.41)			
10	17	RAPID DUDE	5	67.4	0:10.75	0:12.66 [10]	4.39L		0:36.22 -4
		Micheal Hellyer		1200m	1200m	(0:12.66)			

Scratched: Billionair Baby (#3), Mighty Judd (#15), Admonish (#14), Lady Le Da (#9), Caspernova (#13), Cordozar (#12)

Report Created: Wed 17 July 2024 16:35 GMT+10 (Note: Timing is based on position data)

Page 3/15

[] Ranking at each section and finish
-:-:- No data available at this section
NA No data available

SCN Saddle cloth number
DNF Did not finish
DNT Did not track

data processed by  TRIPLESDATA



Doomben QLD Professional

Race 7: SKY RACING BENCHMARK 65 Handicap - 1350m

17 July 2024 - 16:07



BRISBANE
RACING CLUB

Track Rating: Good 4, Weather: Fine, Rail Position: +8m Entire

Section					200m	Last 600m			
Field Times					0:12.53 (0:12.53)	0:36.03			
Rank	TAB	Horse/Jockey	Barrier	Top Speed [km/h]	Fastest Section	Margin	Distance Travelled [m]		
11	16	DANCE BABE	9	68.7	0:10.69	0:13.27 [9]	7.33L	0:37.12	
		Dale Smith		1200m	1200m	(0:13.27)			

Scratched: Billionair Baby (#3), Mighty Judd (#15), Admonish (#14), Lady Le Da (#9), Caspernova (#13), Cordozar (#12)



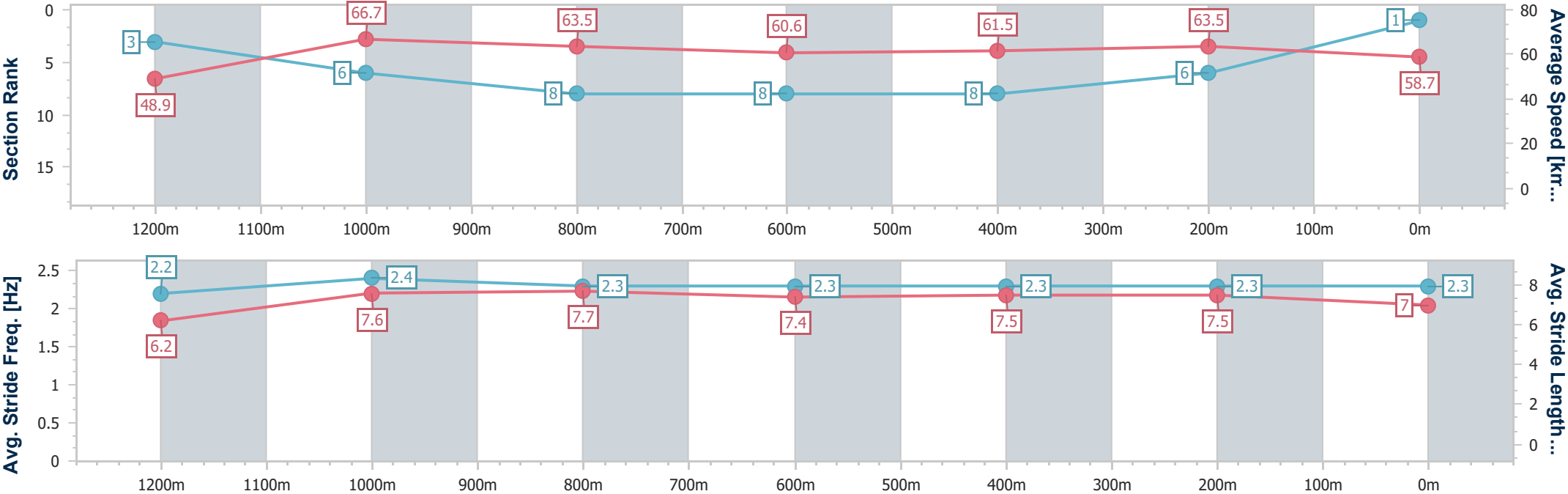
Horse/Jockey Name	Dwindling Spirit
Final Rank	1
Fastest Section Time (Section)	0:10.80 (1200m)
Top Speed [km/h] (Section)	67.8 (1200m)
Race State	Finished



Doomben QLD Professional
Race 7: SKY RACING BENCHMARK 65 Handicap - 1350m
17 July 2024 - 16:07
Track Rating: Good 4, Weather: Fine, Rail Position: +8m Entire



Section	Overall	1200m	1000m	800m	600m	400m	200m						
Section Times	1:20.63 [1] (0:11.06)	1:09.57 [3] (0:10.80)	0:58.77 [6] (0:11.42)	0:47.35 [8] (0:11.97)	0:35.38 [8] (0:11.76)	0:23.62 [8] (0:11.37)	0:12.25 [6] (0:12.25)						
Average Speed [km/h]	48.9	66.7	63.5	60.6	61.5	63.5	58.7						
Top Speed [km/h]	65.2	67.8	65.3	61.8	62.9	64.0	62.0						
Avg. Dist. to Rail [m]	3.6	1.8	1.9	1.7	0.9	2.5	5.2						
Avg. Stride Freq. [Hz]	2.2	2.4	2.3	2.3	2.3	2.3	2.3						
Avg. Stride Length [m]	6.2	7.6	7.7	7.4	7.5	7.5	7.0						





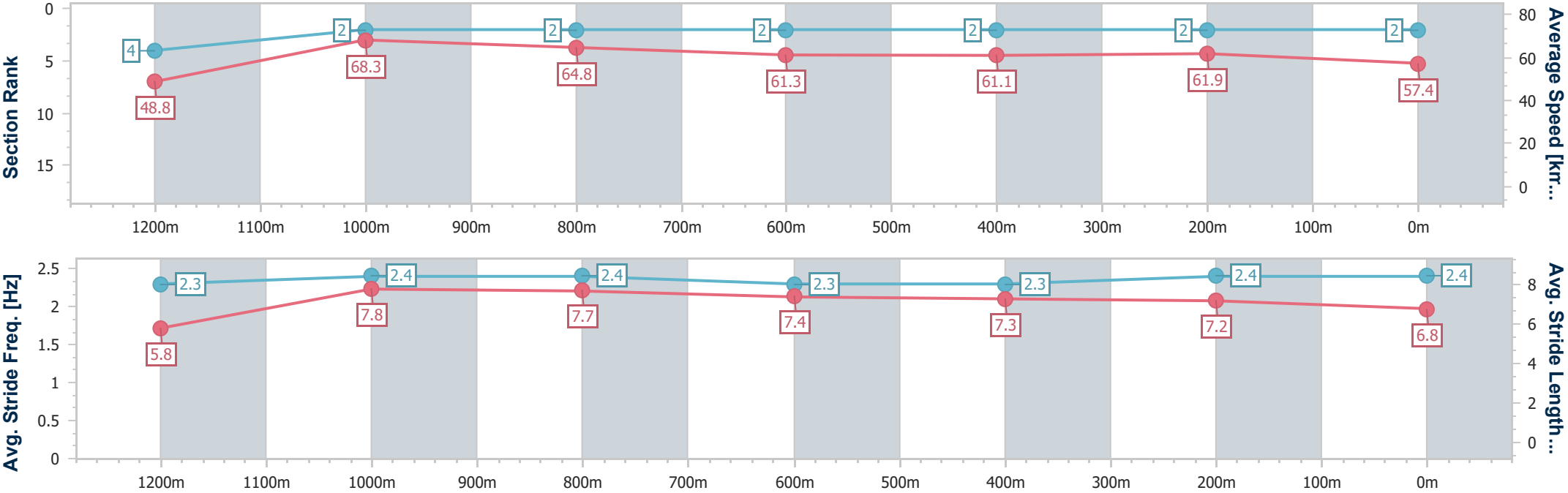
Horse/Jockey Name	Notacluehoworwho
Final Rank	2
Fastest Section Time (Section)	0:10.51 (1200m)
Top Speed [km/h] (Section)	70.4 (1200m)
Race State	Finished



Doomben QLD Professional
Race 7: SKY RACING BENCHMARK 65 Handicap - 1350m
17 July 2024 - 16:07
Track Rating: Good 4, Weather: Fine, Rail Position: +8m Entire



Section	Overall	1200m	1000m	800m	600m	400m	200m						
Section Times	1:20.68 [2] (0:11.08)	1:09.60 [4] (0:10.51)	0:59.09 [2] (0:11.20)	0:47.89 [2] (0:11.93)	0:35.96 [2] (0:11.84)	0:24.12 [2] (0:11.57)	0:12.55 [2] (0:12.55)						
Average Speed [km/h]	48.8	68.3	64.8	61.3	61.1	61.9	57.4						
Top Speed [km/h]	68.1	70.4	69.5	62.1	61.8	63.1	60.6						
Avg. Dist. to Rail [m]	9.4	5.9	2.8	2.9	1.2	1.0	1.3						
Avg. Stride Freq. [Hz]	2.3	2.4	2.4	2.3	2.3	2.4	2.4						
Avg. Stride Length [m]	5.8	7.8	7.7	7.4	7.3	7.2	6.8						





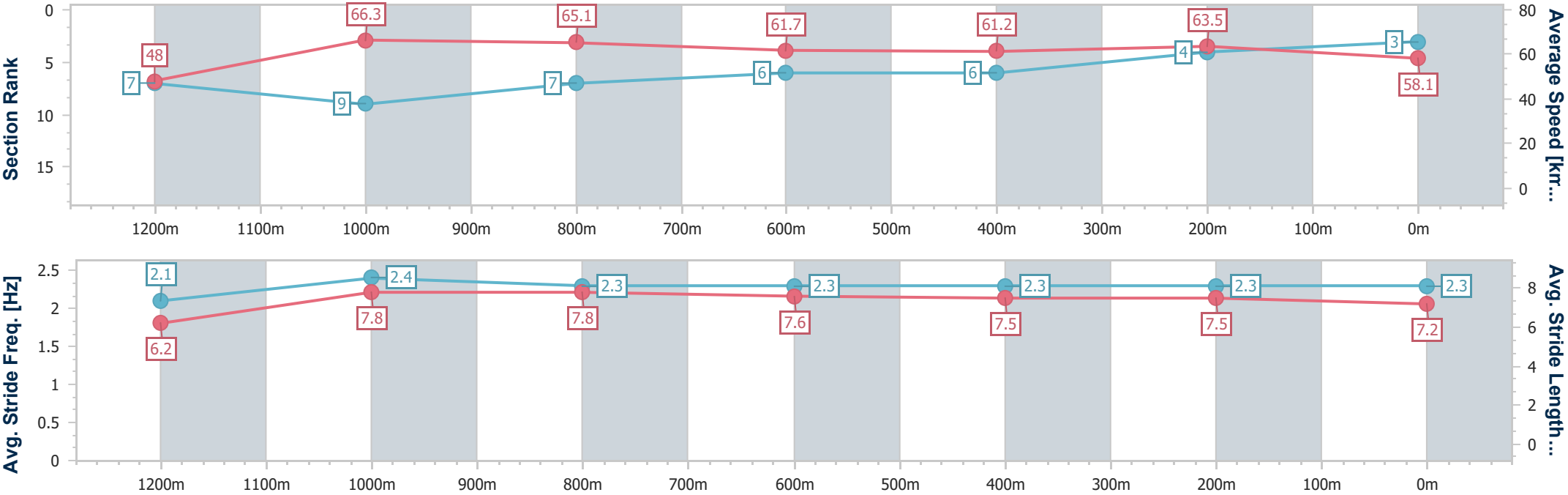
Horse/Jockey Name	Yes To Excess
Final Rank	3
Fastest Section Time (Section)	0:10.90 (1200m)
Top Speed [km/h] (Section)	67.7 (1200m)
Race State	Finished



Doomben QLD Professional
Race 7: SKY RACING BENCHMARK 65 Handicap - 1350m
17 July 2024 - 16:07
Track Rating: Good 4, Weather: Fine, Rail Position: +8m Entire



Section	Overall	1200m	1000m	800m	600m	400m	200m						
Section Times	1:20.72 [3] (0:11.27)	1:09.45 [7] (0:10.90)	0:58.55 [9] (0:11.11)	0:47.44 [7] (0:11.88)	0:35.56 [6] (0:11.79)	0:23.77 [6] (0:11.38)	0:12.39 [4] (0:12.39)						
Average Speed [km/h]	48.0	66.3	65.1	61.7	61.2	63.5	58.1						
Top Speed [km/h]	65.4	67.7	67.7	63.1	63.6	64.0	62.3						
Avg. Dist. to Rail [m]	10.9	4.8	2.8	2.7	1.3	1.5	2.9						
Avg. Stride Freq. [Hz]	2.1	2.4	2.3	2.3	2.3	2.3	2.3						
Avg. Stride Length [m]	6.2	7.8	7.8	7.6	7.5	7.5	7.2						





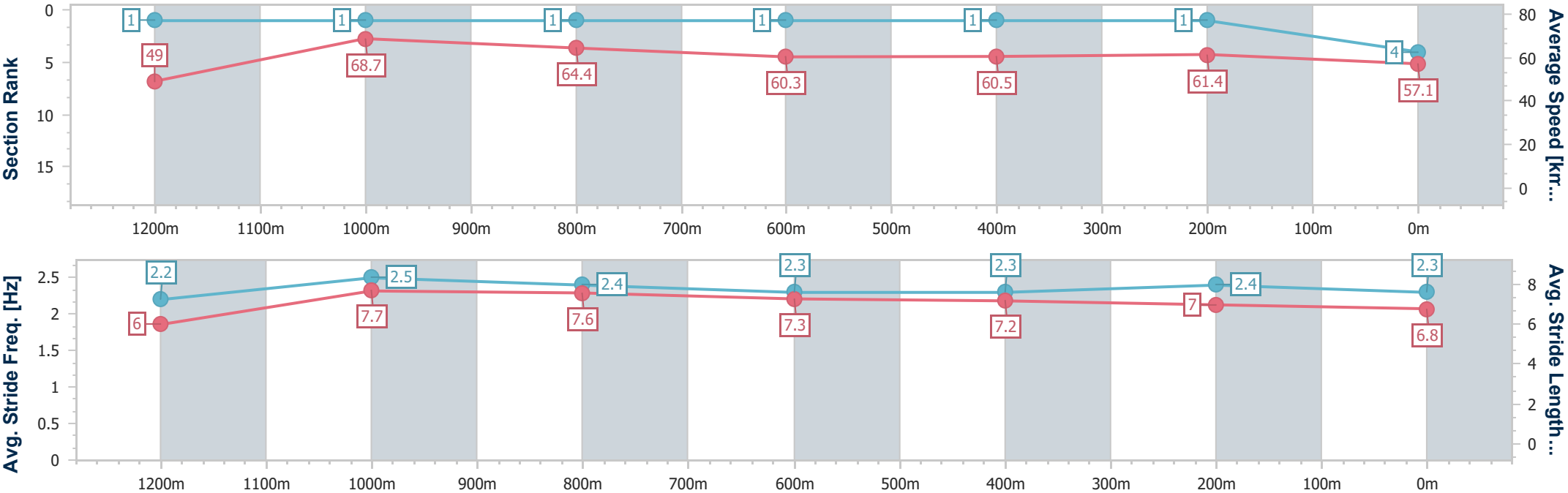
Horse/Jockey Name	Rockin' Artie
Final Rank	4
Fastest Section Time (Section)	0:10.49 (1200m)
Top Speed [km/h] (Section)	69.9 (1200m)
Race State	Finished



Doomben QLD Professional
Race 7: SKY RACING BENCHMARK 65 Handicap - 1350m
17 July 2024 - 16:07
Track Rating: Good 4, Weather: Fine, Rail Position: +8m Entire



Section	Overall	1200m	1000m	800m	600m	400m	200m						
Section Times	1:20.73 [4] (0:10.97)	1:09.76 [1] (0:10.49)	0:59.27 [1] (0:11.19)	0:48.08 [1] (0:11.95)	0:36.13 [1] (0:11.83)	0:24.30 [1] (0:11.67)	0:12.63 [1] (0:12.63)						
Average Speed [km/h]	49.0	68.7	64.4	60.3	60.5	61.4	57.1						
Top Speed [km/h]	66.1	69.9	68.4	61.2	61.3	62.8	61.4						
Avg. Dist. to Rail [m]	9.2	4.4	0.5	0.3	1.1	1.6	1.1						
Avg. Stride Freq. [Hz]	2.2	2.5	2.4	2.3	2.3	2.4	2.3						
Avg. Stride Length [m]	6.0	7.7	7.6	7.3	7.2	7.0	6.8						





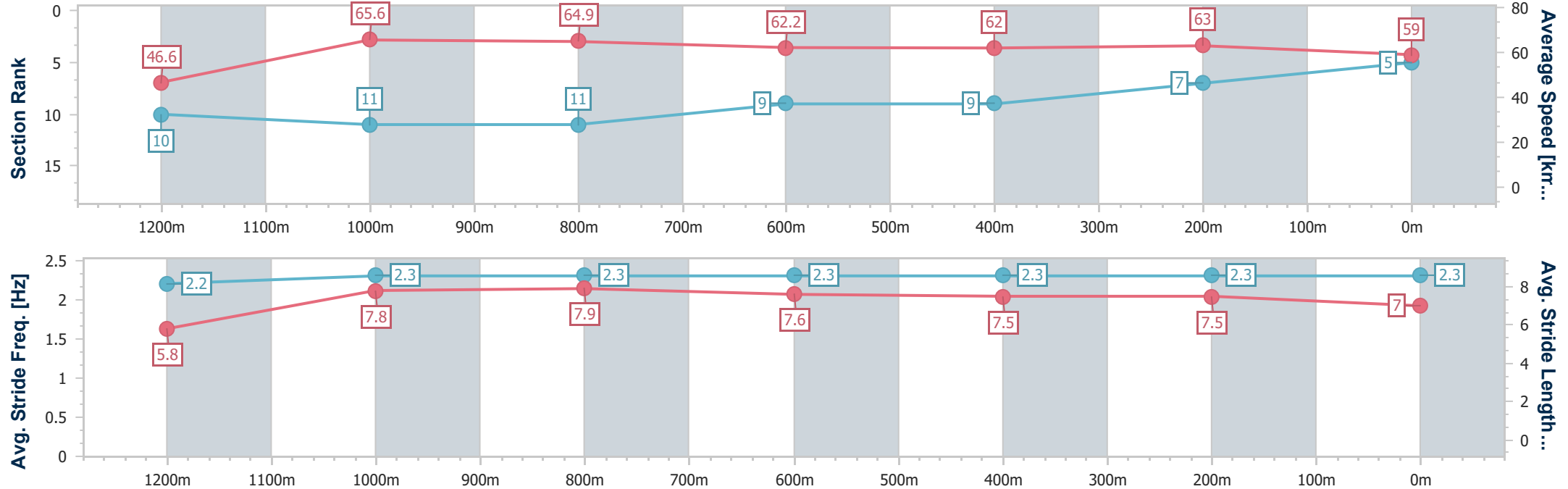
Horse/Jockey Name	Mootessa
Final Rank	5
Fastest Section Time (Section)	0:11.00 (1200m)
Top Speed [km/h] (Section)	66.8 (1000m)
Race State	Finished



Doomben QLD Professional
Race 7: SKY RACING BENCHMARK 65 Handicap - 1350m
17 July 2024 - 16:07
Track Rating: Good 4, Weather: Fine, Rail Position: +8m Entire



Section	Overall	1200m	1000m	800m	600m	400m	200m						
Section Times	1:20.75 [5] (0:11.58)	1:09.17 [10] (0:11.00)	0:58.17 [11] (0:11.16)	0:47.01 [11] (0:11.65)	0:35.36 [9] (0:11.71)	0:23.65 [9] (0:11.46)	0:12.19 [7] (0:12.19)						
Average Speed [km/h]	46.6	65.6	64.9	62.2	62.0	63.0	59.0						
Top Speed [km/h]	64.5	66.6	66.8	63.9	63.9	64.8	62.5						
Avg. Dist. to Rail [m]	10.1	3.4	1.9	1.6	1.3	3.4	6.6						
Avg. Stride Freq. [Hz]	2.2	2.3	2.3	2.3	2.3	2.3	2.3						
Avg. Stride Length [m]	5.8	7.8	7.9	7.6	7.5	7.5	7.0						





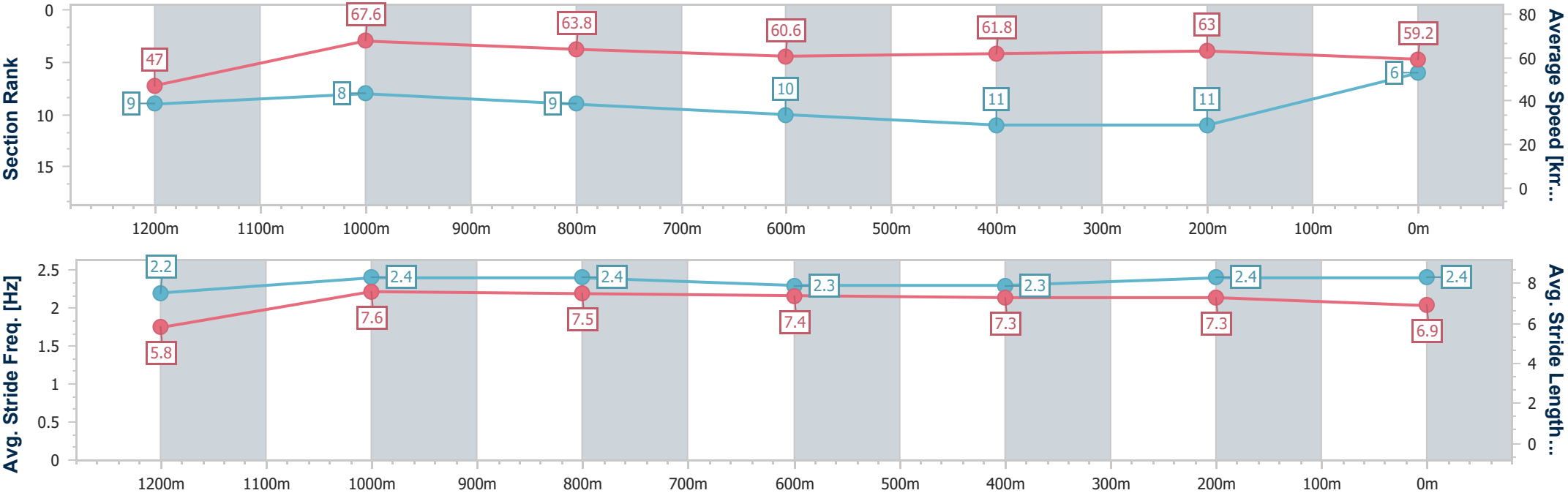
Horse/Jockey Name	Cool Encounter
Final Rank	6
Fastest Section Time (Section)	0:10.63 (1200m)
Top Speed [km/h] (Section)	69.5 (1200m)
Race State	Finished



Doomben QLD Professional
Race 7: SKY RACING BENCHMARK 65 Handicap - 1350m
17 July 2024 - 16:07
Track Rating: Good 4, Weather: Fine, Rail Position: +8m Entire



Section	Overall	1200m	1000m	800m	600m	400m	200m						
Section Times	1:20.92 [6] (0:11.53)	1:09.39 [9] (0:10.63)	0:58.76 [8] (0:11.31)	0:47.45 [9] (0:12.00)	0:35.45 [10] (0:11.82)	0:23.63 [11] (0:11.46)	0:12.17 [11] (0:12.17)						
Average Speed [km/h]	47.0	67.6	63.8	60.6	61.8	63.0	59.2						
Top Speed [km/h]	67.5	69.5	68.2	62.3	62.2	64.1	62.5						
Avg. Dist. to Rail [m]	5.3	2.2	1.5	1.6	2.1	4.3	7.8						
Avg. Stride Freq. [Hz]	2.2	2.4	2.4	2.3	2.3	2.4	2.4						
Avg. Stride Length [m]	5.8	7.6	7.5	7.4	7.3	7.3	6.9						





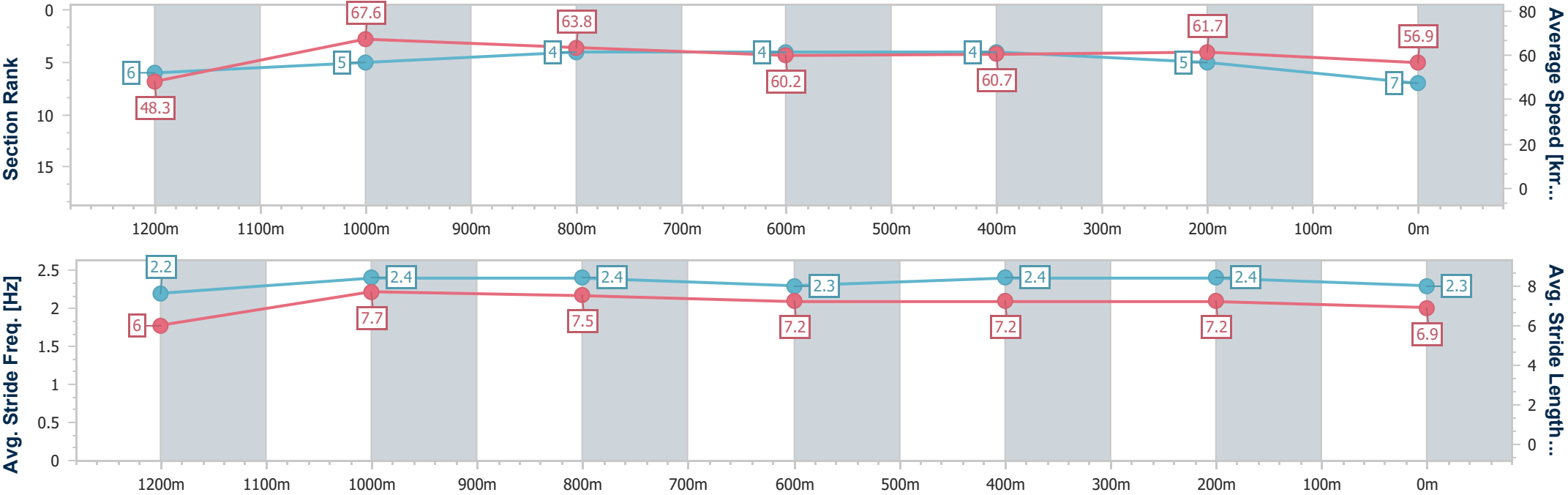
Horse/Jockey Name	Genetic Freak
Final Rank	7
Fastest Section Time (Section)	0:10.63 (1200m)
Top Speed [km/h] (Section)	68.5 (1200m)
Race State	Finished



Doomben QLD Professional
Race 7: SKY RACING BENCHMARK 65 Handicap - 1350m
17 July 2024 - 16:07
Track Rating: Good 4, Weather: Fine, Rail Position: +8m Entire



Section	Overall	1200m	1000m	800m	600m	400m	200m						
Section Times	1:20.96 [7] (0:11.21)	1:09.75 [6] (0:10.63)	0:59.12 [5] (0:11.26)	0:47.86 [4] (0:11.87)	0:35.99 [4] (0:11.78)	0:24.21 [4] (0:11.59)	0:12.62 [5] (0:12.62)						
Average Speed [km/h]	48.3	67.6	63.8	60.2	60.7	61.7	56.9						
Top Speed [km/h]	67.8	68.5	66.9	61.3	61.1	62.6	60.5						
Avg. Dist. to Rail [m]	1.6	1.2	1.0	1.4	1.8	2.9	2.8						
Avg. Stride Freq. [Hz]	2.2	2.4	2.4	2.3	2.4	2.4	2.3						
Avg. Stride Length [m]	6.0	7.7	7.5	7.2	7.2	7.2	6.9						





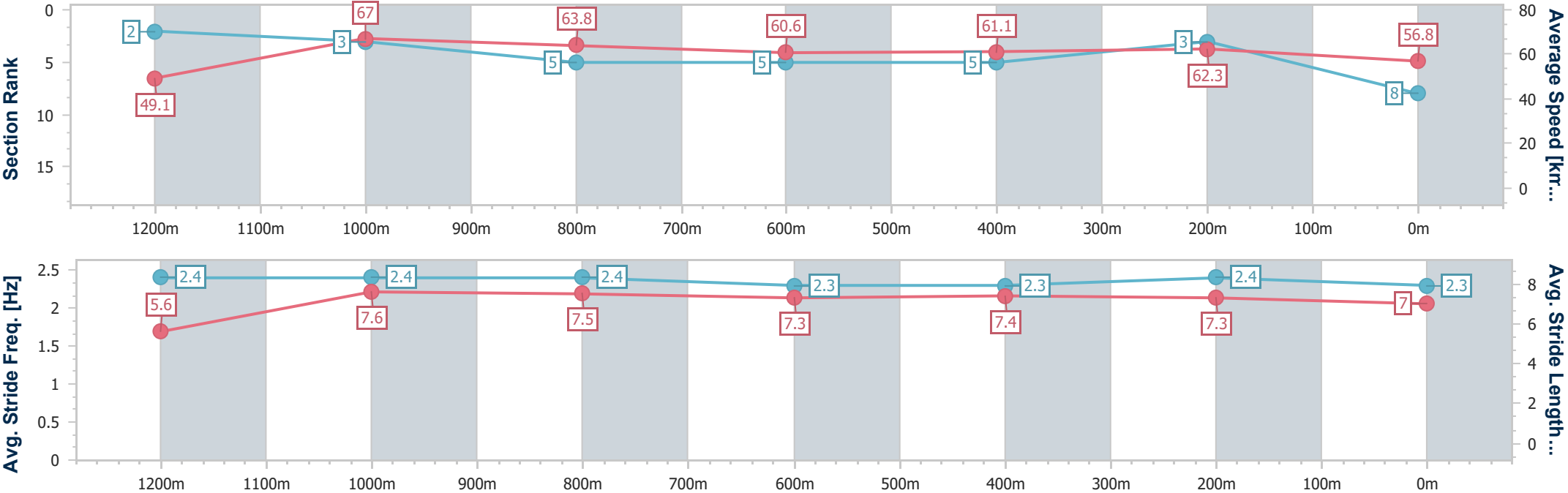
Horse/Jockey Name	Diana's Affair
Final Rank	8
Fastest Section Time (Section)	0:10.71 (1200m)
Top Speed [km/h] (Section)	68.2 (Overall)
Race State	Finished



Doomben QLD Professional
Race 7: SKY RACING BENCHMARK 65 Handicap - 1350m
17 July 2024 - 16:07
Track Rating: Good 4, Weather: Fine, Rail Position: +8m Entire



Section	Overall	1200m	1000m	800m	600m	400m	200m						
Section Times	1:20.97 [8] (0:11.05)	1:09.92 [2] (0:10.71)	0:59.21 [3] (0:11.37)	0:47.84 [5] (0:11.85)	0:35.99 [5] (0:11.78)	0:24.21 [5] (0:11.52)	0:12.69 [3] (0:12.69)						
Average Speed [km/h]	49.1	67.0	63.8	60.6	61.1	62.3	56.8						
Top Speed [km/h]	68.2	68.2	67.0	62.0	61.5	63.5	60.7						
Avg. Dist. to Rail [m]	6.4	2.9	1.6	0.2	0.5	1.3	3.0						
Avg. Stride Freq. [Hz]	2.4	2.4	2.4	2.3	2.3	2.4	2.3						
Avg. Stride Length [m]	5.6	7.6	7.5	7.3	7.4	7.3	7.0						





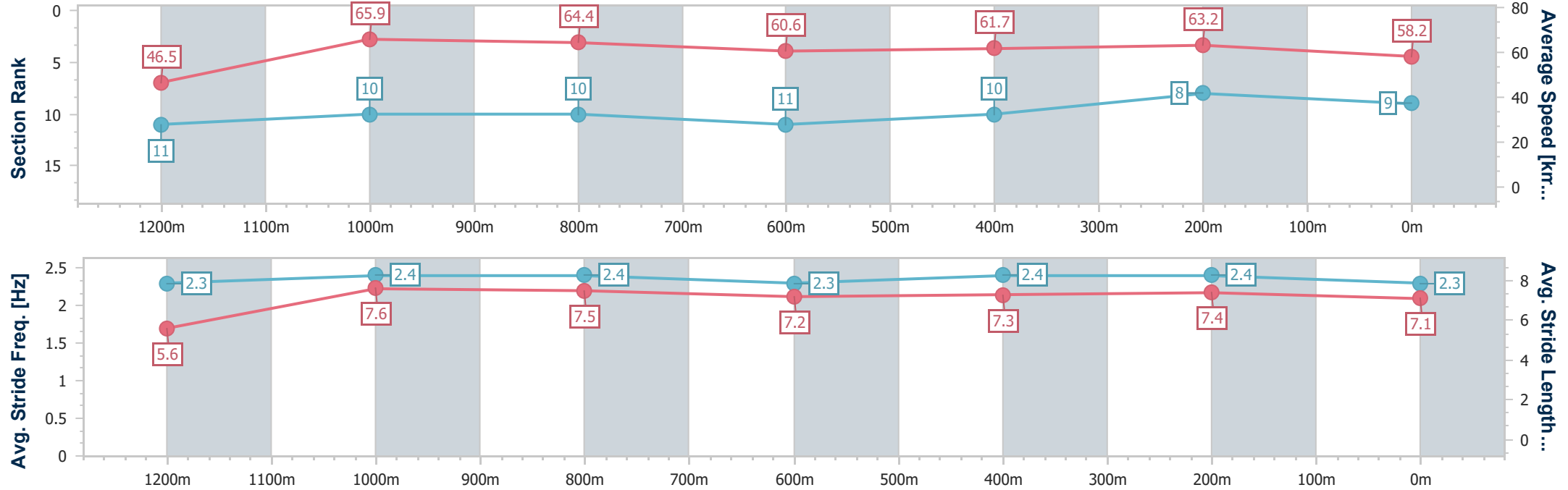
Horse/Jockey Name	Confusion
Final Rank	9
Fastest Section Time (Section)	0:10.95 (1200m)
Top Speed [km/h] (Section)	67.0 (1200m)
Race State	Finished



Doomben QLD Professional
Race 7: SKY RACING BENCHMARK 65 Handicap - 1350m
17 July 2024 - 16:07
Track Rating: Good 4, Weather: Fine, Rail Position: +8m Entire



Section	Overall	1200m	1000m	800m	600m	400m	200m						
Section Times	1:21.02 [9] (0:11.58)	1:09.44 [11] (0:10.95)	0:58.49 [10] (0:11.21)	0:47.28 [10] (0:11.86)	0:35.42 [11] (0:11.65)	0:23.77 [10] (0:11.36)	0:12.41 [8] (0:12.41)						
Average Speed [km/h]	46.5	65.9	64.4	60.6	61.7	63.2	58.2						
Top Speed [km/h]	63.1	67.0	66.2	62.4	62.7	64.4	61.9						
Avg. Dist. to Rail [m]	6.2	1.2	0.4	0.4	0.5	0.8	0.4						
Avg. Stride Freq. [Hz]	2.3	2.4	2.4	2.3	2.4	2.4	2.3						
Avg. Stride Length [m]	5.6	7.6	7.5	7.2	7.3	7.4	7.1						





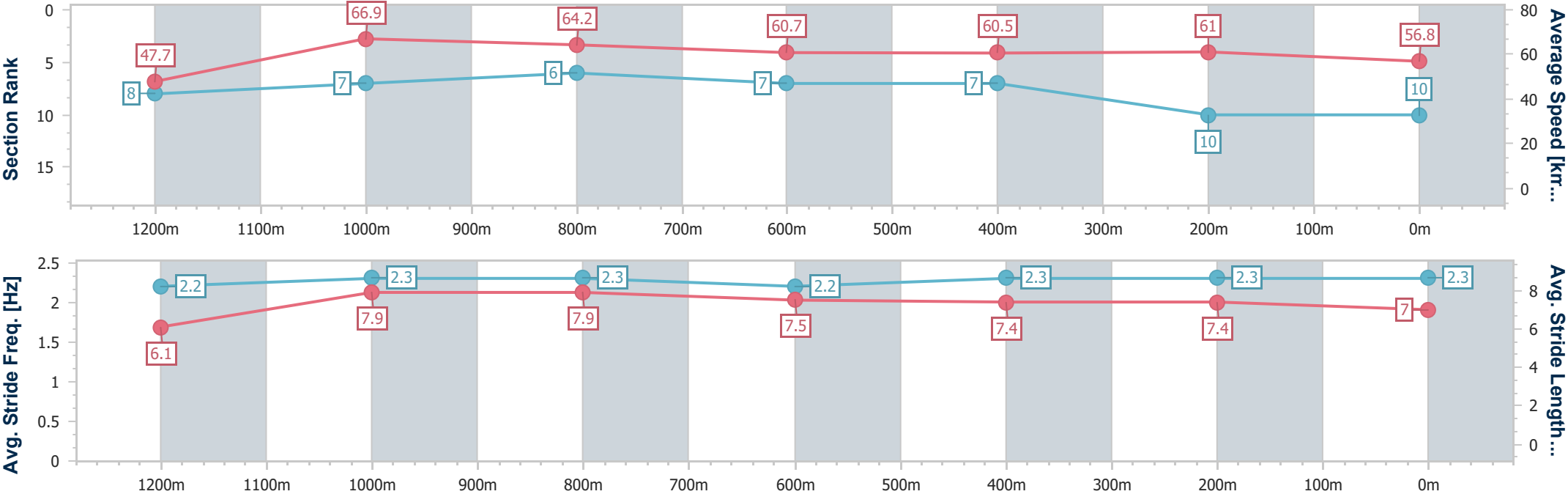
Horse/Jockey Name	Rapid Dude
Final Rank	10
Fastest Section Time (Section)	0:10.75 (1200m)
Top Speed [km/h] (Section)	67.4 (1200m)
Race State	Finished



Doomben QLD Professional
Race 7: SKY RACING BENCHMARK 65 Handicap - 1350m
17 July 2024 - 16:07
Track Rating: Good 4, Weather: Fine, Rail Position: +8m Entire



Section	Overall	1200m	1000m	800m	600m	400m	200m						
Section Times	1:21.38 [10] (0:11.32)	1:10.06 [8] (0:10.75)	0:59.31 [7] (0:11.21)	0:48.10 [6] (0:11.88)	0:36.22 [7] (0:11.81)	0:24.41 [7] (0:11.75)	0:12.66 [10] (0:12.66)						
Average Speed [km/h]	47.7	66.9	64.2	60.7	60.5	61.0	56.8						
Top Speed [km/h]	65.2	67.4	66.7	62.2	62.0	63.2	59.8						
Avg. Dist. to Rail [m]	3.8	0.6	0.5	0.3	1.5	2.0	0.9						
Avg. Stride Freq. [Hz]	2.2	2.3	2.3	2.2	2.3	2.3	2.3						
Avg. Stride Length [m]	6.1	7.9	7.9	7.5	7.4	7.4	7.0						





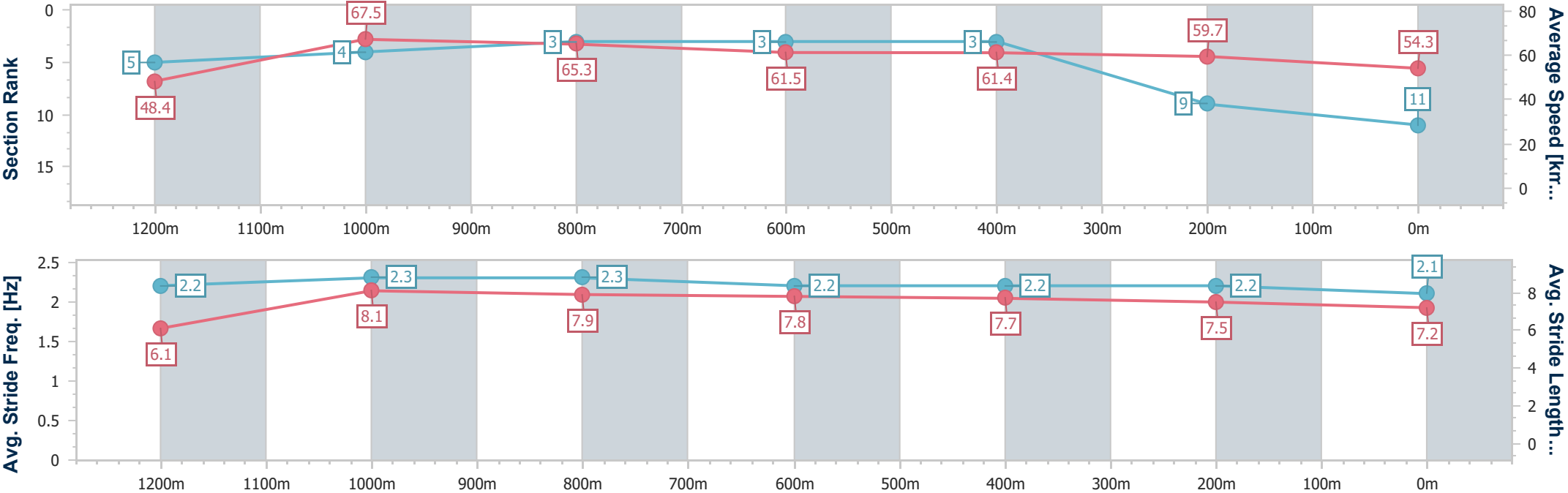
Horse/Jockey Name	Dance Babe
Final Rank	11
Fastest Section Time (Section)	0:10.69 (1200m)
Top Speed [km/h] (Section)	68.7 (1200m)
Race State	Finished



Doomben QLD Professional
Race 7: SKY RACING BENCHMARK 65 Handicap - 1350m
17 July 2024 - 16:07
Track Rating: Good 4, Weather: Fine, Rail Position: +8m Entire



Section	Overall	1200m	1000m	800m	600m	400m	200m						
Section Times	1:21.88 [11] (0:11.14)	1:10.74 [5] (0:10.69)	1:00.05 [4] (0:11.08)	0:48.97 [3] (0:11.85)	0:37.12 [3] (0:11.81)	0:25.31 [3] (0:12.04)	0:13.27 [9] (0:13.27)						
Average Speed [km/h]	48.4	67.5	65.3	61.5	61.4	59.7	54.3						
Top Speed [km/h]	65.7	68.7	68.3	63.1	61.8	61.4	58.4						
Avg. Dist. to Rail [m]	8.0	3.7	2.4	1.9	1.2	2.0	3.7						
Avg. Stride Freq. [Hz]	2.2	2.3	2.3	2.2	2.2	2.2	2.1						
Avg. Stride Length [m]	6.1	8.1	7.9	7.8	7.7	7.5	7.2						





Doomben QLD Professional
Race 8: EVA AIR Class 2 Handicap - 1650m
17 July 2024 - 16:42



Track Rating: Good 4, Weather: Fine, Rail Position: +8m Entire

Section						Overall	1400m	1200m	1000m	800m	600m	400m	Last 600m	
Field Times						1:39.98 (0:16.89)	1:23.09 (0:11.64)	1:11.45 (0:11.77)	0:59.68 (0:11.78)	0:47.90 (0:11.56)	0:36.34 (0:11.71)	0:24.63 (0:11.88)	0:36.34	
Rank	TAB	Horse/Jockey	Barrier	Top Speed [km/h]	Fastest Section									Distance Travelled [m]
1	7	TAMBOURINE MAN	18	67.0	0:11.56	1:39.98 [1]	1:23.09 [1]	1:11.45 [1]	0:59.67 [2]	0:47.90 [1]	0:36.34 [1]	0:24.63 [1]	0:36.34	
		Melea Castle		Overall	800m	(0:16.89)	(0:11.64)	(0:11.78)	(0:11.77)	(0:11.56)	(0:11.71)	(0:11.88)		
2	5	LADY LE DA	17	65.9	0:11.27	1:40.18 [2]	1:22.21 [9]	1:10.31 [9]	0:58.61 [9]	0:46.78 [9]	0:35.33 [9]	0:24.06 [9]	0:35.33 +6	
		Michael Rodd		600m	600m	(0:17.97)	(0:11.90)	(0:11.70)	(0:11.83)	(0:11.45)	(0:11.27)	(0:11.66)		
3	15	EL ASTEROID	6	63.7	0:11.59	1:40.20 [3]	1:22.74 [6]	1:11.14 [5]	0:59.37 [6]	0:47.51 [6]	0:35.88 [6]	0:24.29 [5]	0:35.88 +0	
		Michael Cahill		600m	600m	(0:17.46)	(0:11.60)	(0:11.77)	(0:11.86)	(0:11.63)	(0:11.59)	(0:11.73)		
4	6	SINGER SARGENT	1	64.6	0:11.44	1:40.21 [4]	1:22.30 [8]	1:10.67 [8]	0:59.01 [8]	0:47.11 [8]	0:35.67 [7]	0:24.15 [8]	0:35.67 -2	
		Damien Thornton		800m	800m	(0:17.91)	(0:11.63)	(0:11.66)	(0:11.90)	(0:11.44)	(0:11.52)	(0:11.70)		
5	3	BRASCO	2	66.2	0:11.56	1:40.25 [5]	1:23.04 [4]	1:11.42 [4]	0:59.75 [4]	0:47.79 [4]	0:36.23 [3]	0:24.54 [3]	0:36.23 -2	
		James Orman		800m	800m	(0:17.21)	(0:11.62)	(0:11.67)	(0:11.96)	(0:11.56)	(0:11.69)	(0:11.64)		
6	8	SIMPLY REFUSE	8	64.2	0:11.45	1:40.31 [6]	1:21.89 [12]	1:10.08 [12]	0:58.62 [11]	0:46.72 [11]	0:35.10 [12]	0:23.65 [12]	0:35.10 +3	
		Cody Collis		1200m	600m	(0:18.42)	(0:11.81)	(0:11.46)	(0:11.90)	(0:11.62)	(0:11.45)	(0:11.60)		
7	14	SMART AS SMART	11	65.1	0:11.36	1:40.38 [7]	1:22.70 [7]	1:10.94 [7]	0:59.25 [7]	0:47.41 [7]	0:35.82 [8]	0:24.46 [7]	0:35.82 +3	
		Jake Bayliss		600m	600m	(0:17.68)	(0:11.76)	(0:11.69)	(0:11.84)	(0:11.59)	(0:11.36)	(0:11.64)		
8	11	HALLSIDE MARTINI	19	66.2	0:11.23	1:40.44 [8]	1:22.33 [10]	1:10.49 [10]	0:58.85 [10]	0:47.02 [10]	0:35.53 [10]	0:24.30 [10]	0:35.53 +1	
		Adin Thompson		600m	600m	(0:18.11)	(0:11.84)	(0:11.64)	(0:11.83)	(0:11.49)	(0:11.23)	(0:11.60)		
9	12	DELORME	7	64.1	0:11.64	1:40.64 [9]	1:23.59 [3]	1:11.88 [3]	1:00.15 [3]	0:48.24 [3]	0:36.60 [4]	0:24.77 [4]	0:36.60 +2	
		Nikita Beriman		600m	800m	(0:17.05)	(0:11.71)	(0:11.73)	(0:11.91)	(0:11.64)	(0:11.83)	(0:11.94)		
10	16	SET ABLAZE	10	63.9	0:11.46	1:40.94 [10]	1:22.54 [11]	1:10.83 [11]	0:59.12 [12]	0:47.24 [12]	0:35.77 [11]	0:24.31 [11]	0:35.77 -1	
		Nathan Thomas		600m	600m	(0:18.40)	(0:11.71)	(0:11.71)	(0:11.88)	(0:11.47)	(0:11.46)	(0:11.68)		

Scratched: Kasear (#17), Whisky Train (#19), Chance With Wolves (#20), Hector De Maris (#1), Hayaku (#10), Vadamos Queen (#4), Born To Be Alive (#18), Anyway You Want It (#9)



Doomben QLD Professional
Race 8: EVA AIR Class 2 Handicap - 1650m
17 July 2024 - 16:42



Track Rating: Good 4, Weather: Fine, Rail Position: +8m Entire

Section						Overall	1400m	1200m	1000m	800m	600m	400m	Last 600m	
Field Times						1:39.98 (0:16.89)	1:23.09 (0:11.64)	1:11.45 (0:11.77)	0:59.68 (0:11.78)	0:47.90 (0:11.56)	0:36.34 (0:11.71)	0:24.63 (0:11.88)	0:36.34	
Rank	TAB	Horse/Jockey	Barrier	Top Speed [km/h]	Fastest Section									Distance Travelled [m]
11	13	TOOLATEMATE	4	62.9	0:11.64	1:41.03 [11]	1:23.60 [5]	1:11.95 [6]	1:00.26 [5]	0:48.42 [5]	0:36.78 [5]	0:25.11 [6]	0:36.78	-1
		Samantha Collett		800m	800m	(0:17.43)	(0:11.65)	(0:11.69)	(0:11.84)	(0:11.64)	(0:11.67)	(0:11.89)		
12	2	NEW LEVEL	12	64.3	0:11.61	1:41.27 [12]	1:24.37 [2]	1:12.65 [2]	1:00.97 [1]	0:49.14 [2]	0:37.53 [2]	0:25.69 [2]	0:37.53	-1
		Ryan Maloney		1400m	800m	(0:16.90)	(0:11.72)	(0:11.68)	(0:11.83)	(0:11.61)	(0:11.84)	(0:11.84)		

Scratched: Kasear (#17), Whisky Train (#19), Chance With Wolves (#20), Hector De Maris (#1), Hayaku (#10), Vados Queen (#4), Born To Be Alive (#18), Anyway You Want It (#9)



Doomben QLD Professional
Race 8: EVA AIR Class 2 Handicap - 1650m
17 July 2024 - 16:42



Track Rating: Good 4, Weather: Fine, Rail Position: +8m Entire

Section Field Times				200m 0:12.75 (0:12.75)		Last 600m 0:36.34			
Rank	TAB	Horse/Jockey	Barrier	Top Speed [km/h]	Fastest Section	Margin			Distance Travelled [m]
1	7	TAMBOURINE MAN	18	67.0	0:11.56	0:12.75 [1]	1:39.98	0:36.34	
		Melea Castle		Overall	800m	(0:12.75)			
2	5	LADY LE DA	17	65.9	0:11.27	0:12.40 [8]	1.22L	0:35.33	+6
		Michael Rodd		600m	600m	(0:12.40)			
3	15	EL ASTEROID	6	63.7	0:11.59	0:12.56 [5]	1.29L	0:35.88	+0
		Michael Cahill		600m	600m	(0:12.56)			
4	6	SINGER SARGENT	1	64.6	0:11.44	0:12.45 [7]	1.36L	0:35.67	-2
		Damien Thornton		800m	800m	(0:12.45)			
5	3	BRASCO	2	66.2	0:11.56	0:12.90 [2]	1.61L	0:36.23	-2
		James Orman		800m	800m	(0:12.90)			
6	8	SIMPLY REFUSE	8	64.2	0:11.45	0:12.05 [11]	1.96L	0:35.10	+3
		Cody Collis		1200m	600m	(0:12.05)			
7	14	SMART AS SMART	11	65.1	0:11.36	0:12.82 [4]	2.36L	0:35.82	+3
		Jake Bayliss		600m	600m	(0:12.82)			
8	11	HALLSIDE MARTINI	19	66.2	0:11.23	0:12.70 [6]	2.75L	0:35.53	+1
		Adin Thompson		600m	600m	(0:12.70)			
9	12	DELORME	7	64.1	0:11.64	0:12.83 [9]	3.91L	0:36.60	+2
		Nikita Beriman		600m	800m	(0:12.83)			
10	16	SET ABLAZE	10	63.9	0:11.46	0:12.63 [12]	5.65L	0:35.77	-1
		Nathan Thomas		600m	600m	(0:12.63)			

Scratched: Kasear (#17), Whisky Train (#19), Chance With Wolves (#20), Hector De Maris (#1), Hayaku (#10), Vadamos Queen (#4), Born To Be Alive (#18), Anyway You Want It (#9)



Doomben QLD Professional
Race 8: EVA AIR Class 2 Handicap - 1650m
17 July 2024 - 16:42



Track Rating: Good 4, Weather: Fine, Rail Position: +8m Entire

Section						200m		Last 600m	
Field Times						0:12.75 (0:12.75)		0:36.34	
Rank	TAB	Horse/Jockey	Barrier	Top Speed [km/h]	Fastest Section	Margin		Distance Travelled [m]	
11	13	TOOLATEMATE	4	62.9	0:11.64	0:13.22 [9]	6.19L	0:36.78	-1
		Samantha Collett		800m	800m	(0:13.22)			
12	2	NEW LEVEL	12	64.3	0:11.61	0:13.85 [3]	7.58L	0:37.53	-1
		Ryan Maloney		1400m	800m	(0:13.85)			

Scratched: Kasear (#17), Whisky Train (#19), Chance With Wolves (#20), Hector De Maris (#1), Hayaku (#10), Vados Queen (#4), Born To Be Alive (#18), Anyway You Want It (#9)



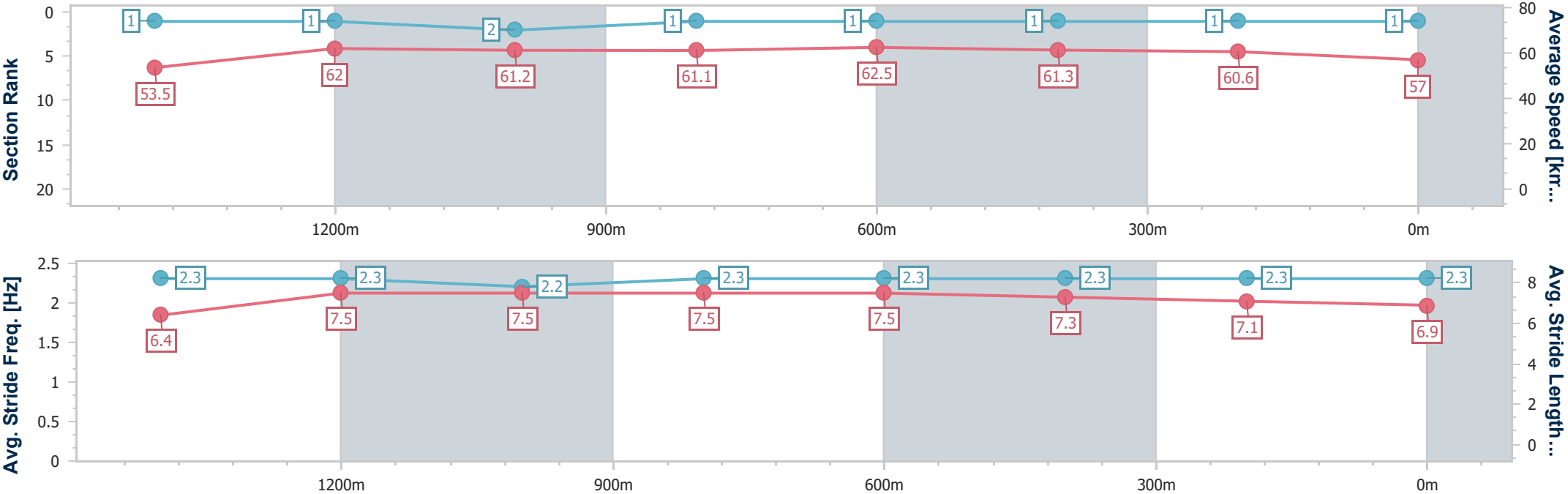
Horse/Jockey Name	Tambourine Man
Final Rank	1
Fastest Section Time (Section)	0:11.56 (800m)
Top Speed [km/h] (Section)	67.0 (Overall)
Race State	Finished



Doomben QLD Professional
Race 8: EVA AIR Class 2 Handicap - 1650m
17 July 2024 - 16:42
Track Rating: Good 4, Weather: Fine, Rail Position: +8m Entire



Section	Overall	1400m	1200m	1000m	800m	600m	400m	200m					
Section Times	1:39.98 [1] (0:16.89)	1:23.09 [1] (0:11.64)	1:11.45 [1] (0:11.78)	0:59.67 [2] (0:11.77)	0:47.90 [1] (0:11.56)	0:36.34 [1] (0:11.71)	0:24.63 [1] (0:11.88)	0:12.75 [1] (0:12.75)					
Average Speed [km/h]	53.5	62.0	61.2	61.1	62.5	61.3	60.6	57.0					
Top Speed [km/h]	67.0	63.1	61.6	62.2	63.1	62.3	61.5	59.1					
Avg. Dist. to Rail [m]	5.7	0.7	0.3	0.5	0.5	0.4	0.4	0.7					
Avg. Stride Freq. [Hz]	2.3	2.3	2.2	2.3	2.3	2.3	2.3	2.3					
Avg. Stride Length [m]	6.4	7.5	7.5	7.5	7.5	7.3	7.1	6.9					





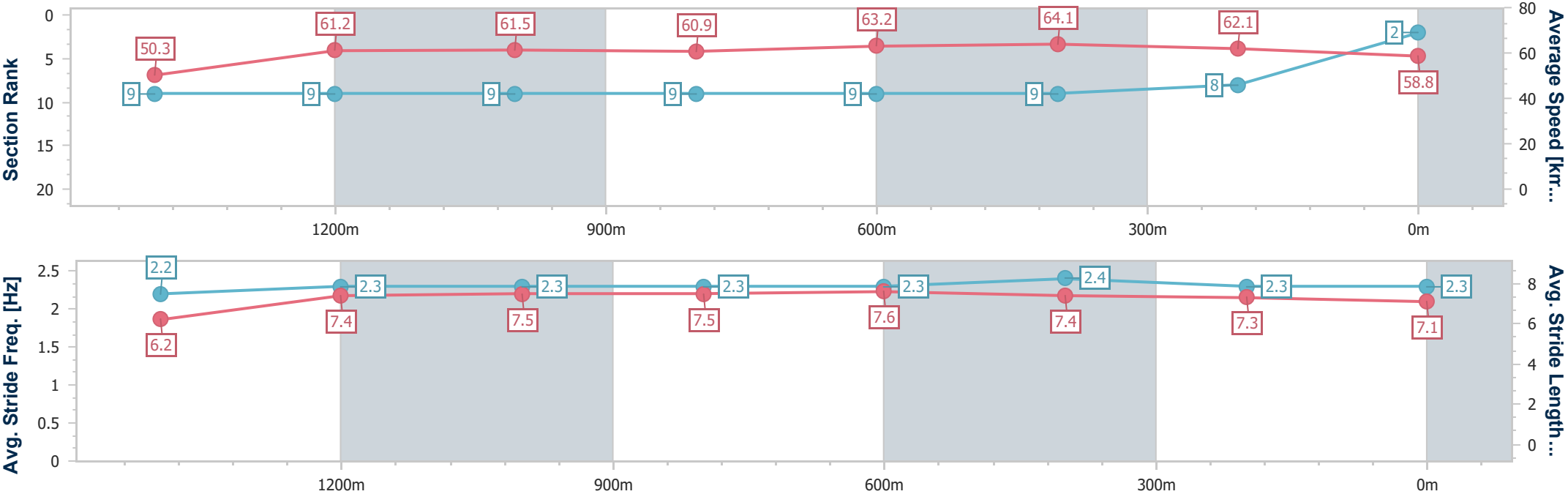
Horse/Jockey Name	Lady Le Da
Final Rank	2
Fastest Section Time (Section)	0:11.27 (600m)
Top Speed [km/h] (Section)	65.9 (600m)
Race State	Finished



Doomben QLD Professional
Race 8: EVA AIR Class 2 Handicap - 1650m
17 July 2024 - 16:42
Track Rating: Good 4, Weather: Fine, Rail Position: +8m Entire



Section	Overall	1400m	1200m	1000m	800m	600m	400m	200m					
Section Times	1:40.18 [2] (0:17.97)	1:22.21 [9] (0:11.90)	1:10.31 [9] (0:11.70)	0:58.61 [9] (0:11.83)	0:46.78 [9] (0:11.45)	0:35.33 [9] (0:11.27)	0:24.06 [9] (0:11.66)	0:12.40 [8] (0:12.40)					
Average Speed [km/h]	50.3	61.2	61.5	60.9	63.2	64.1	62.1	58.8					
Top Speed [km/h]	61.8	62.9	62.7	63.0	64.9	65.9	64.1	61.4					
Avg. Dist. to Rail [m]	4.0	1.8	2.2	1.2	0.4	1.0	5.1	6.6					
Avg. Stride Freq. [Hz]	2.2	2.3	2.3	2.3	2.3	2.4	2.3	2.3					
Avg. Stride Length [m]	6.2	7.4	7.5	7.5	7.6	7.4	7.3	7.1					





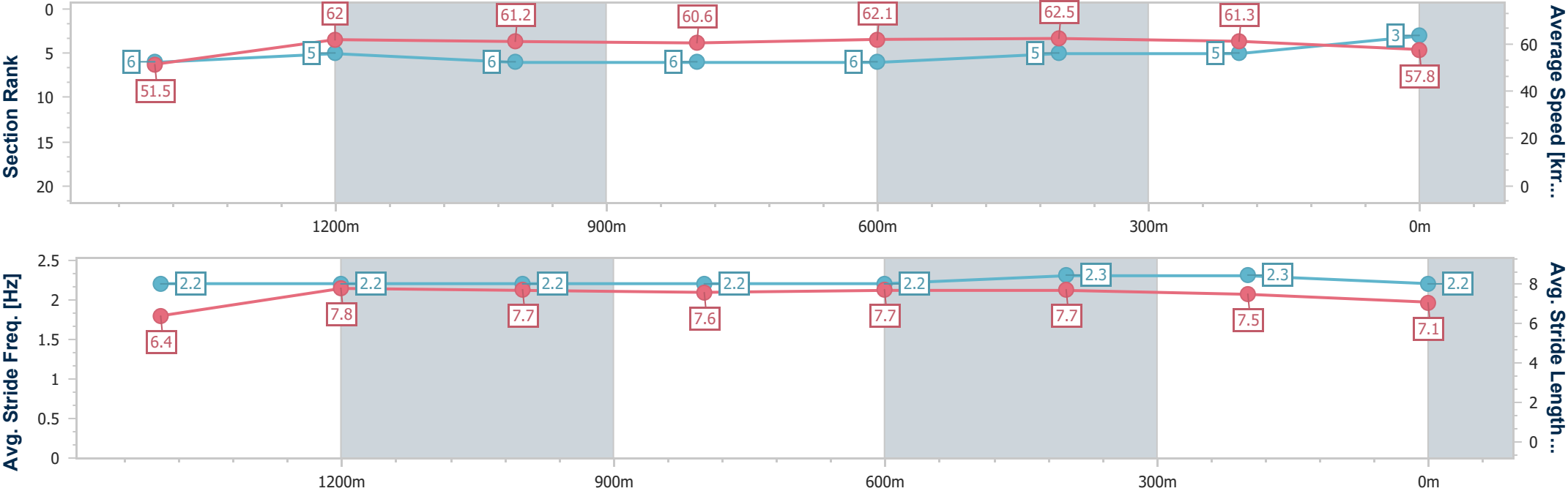
Horse/Jockey Name	El Asteroid
Final Rank	3
Fastest Section Time (Section)	0:11.59 (600m)
Top Speed [km/h] (Section)	63.7 (600m)
Race State	Finished



Doomben QLD Professional
Race 8: EVA AIR Class 2 Handicap - 1650m
17 July 2024 - 16:42
Track Rating: Good 4, Weather: Fine, Rail Position: +8m Entire



Section	Overall	1400m	1200m	1000m	800m	600m	400m	200m					
Section Times	1:40.20 [3] (0:17.46)	1:22.74 [6] (0:11.60)	1:11.14 [5] (0:11.77)	0:59.37 [6] (0:11.86)	0:47.51 [6] (0:11.63)	0:35.88 [6] (0:11.59)	0:24.29 [5] (0:11.73)	0:12.56 [5] (0:12.56)					
Average Speed [km/h]	51.5	62.0	61.2	60.6	62.1	62.5	61.3	57.8					
Top Speed [km/h]	62.2	62.7	62.0	62.1	63.7	63.7	62.2	60.8					
Avg. Dist. to Rail [m]	1.2	0.6	0.5	0.4	0.7	0.7	1.8	2.5					
Avg. Stride Freq. [Hz]	2.2	2.2	2.2	2.2	2.2	2.3	2.3	2.2					
Avg. Stride Length [m]	6.4	7.8	7.7	7.6	7.7	7.7	7.5	7.1					





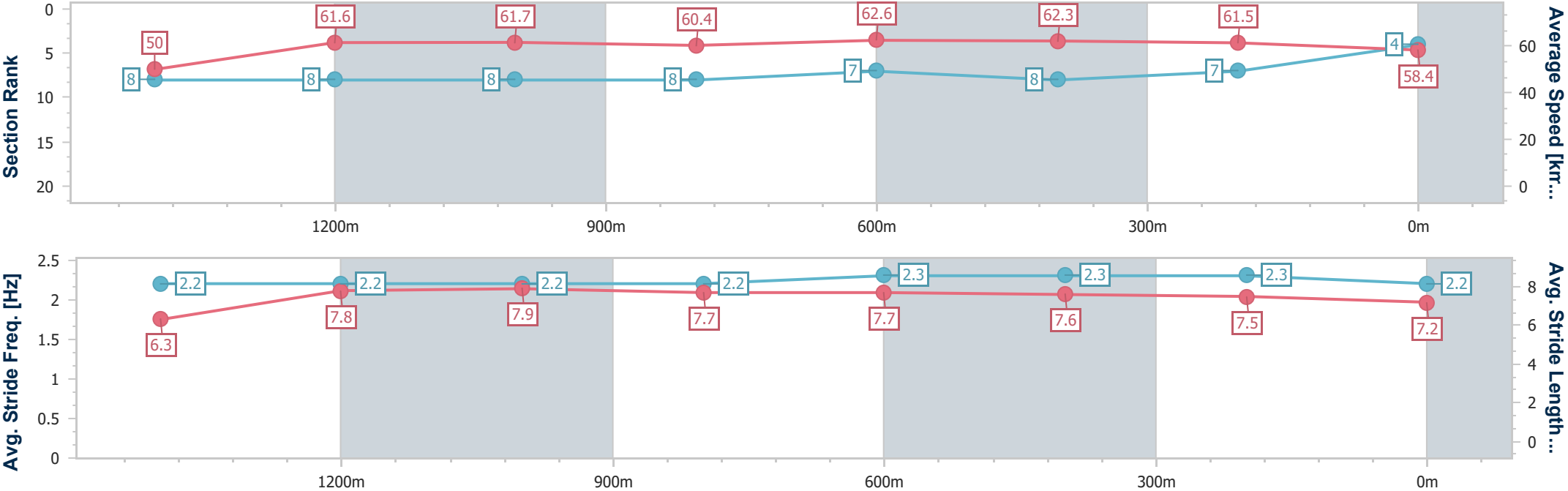
Horse/Jockey Name	Singer Sargent
Final Rank	4
Fastest Section Time (Section)	0:11.44 (800m)
Top Speed [km/h] (Section)	64.6 (800m)
Race State	Finished



Doomben QLD Professional
Race 8: EVA AIR Class 2 Handicap - 1650m
17 July 2024 - 16:42
Track Rating: Good 4, Weather: Fine, Rail Position: +8m Entire



Section	Overall	1400m	1200m	1000m	800m	600m	400m	200m					
Section Times	1:40.21 [4] (0:17.91)	1:22.30 [8] (0:11.63)	1:10.67 [8] (0:11.66)	0:59.01 [8] (0:11.90)	0:47.11 [8] (0:11.44)	0:35.67 [7] (0:11.52)	0:24.15 [8] (0:11.70)	0:12.45 [7] (0:12.45)					
Average Speed [km/h]	50.0	61.6	61.7	60.4	62.6	62.3	61.5	58.4					
Top Speed [km/h]	63.5	62.1	62.3	61.5	64.6	64.4	62.4	59.9					
Avg. Dist. to Rail [m]	1.0	1.2	0.1	0.4	0.4	0.7	1.3	0.5					
Avg. Stride Freq. [Hz]	2.2	2.2	2.2	2.2	2.3	2.3	2.3	2.2					
Avg. Stride Length [m]	6.3	7.8	7.9	7.7	7.7	7.6	7.5	7.2					





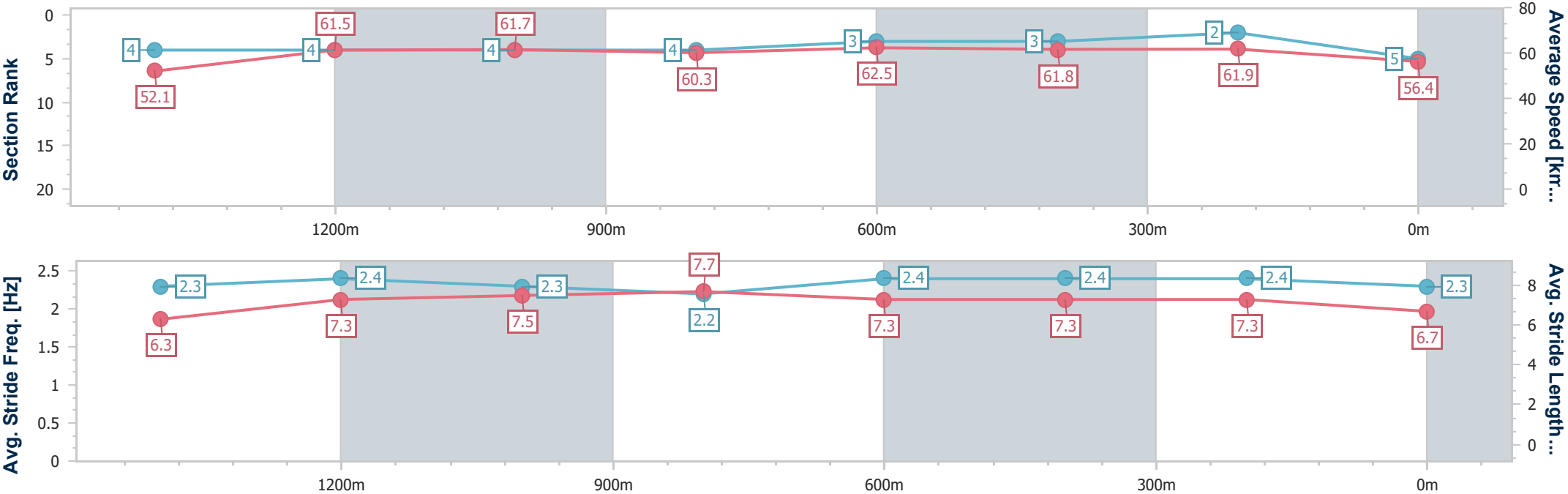
Horse/Jockey Name	Brasco
Final Rank	5
Fastest Section Time (Section)	0:11.56 (800m)
Top Speed [km/h] (Section)	66.2 (800m)
Race State	Finished



Doomben QLD Professional
Race 8: EVA AIR Class 2 Handicap - 1650m
17 July 2024 - 16:42
Track Rating: Good 4, Weather: Fine, Rail Position: +8m Entire



Section	Overall	1400m	1200m	1000m	800m	600m	400m	200m					
Section Times	1:40.25 [5] (0:17.21)	1:23.04 [4] (0:11.62)	1:11.42 [4] (0:11.67)	0:59.75 [4] (0:11.96)	0:47.79 [4] (0:11.56)	0:36.23 [3] (0:11.69)	0:24.54 [3] (0:11.64)	0:12.90 [2] (0:12.90)					
Average Speed [km/h]	52.1	61.5	61.7	60.3	62.5	61.8	61.9	56.4					
Top Speed [km/h]	61.6	63.2	62.7	61.0	66.2	64.3	63.9	59.1					
Avg. Dist. to Rail [m]	1.1	1.3	0.4	0.3	0.4	1.0	1.3	2.5					
Avg. Stride Freq. [Hz]	2.3	2.4	2.3	2.2	2.4	2.4	2.4	2.3					
Avg. Stride Length [m]	6.3	7.3	7.5	7.7	7.3	7.3	7.3	6.7					





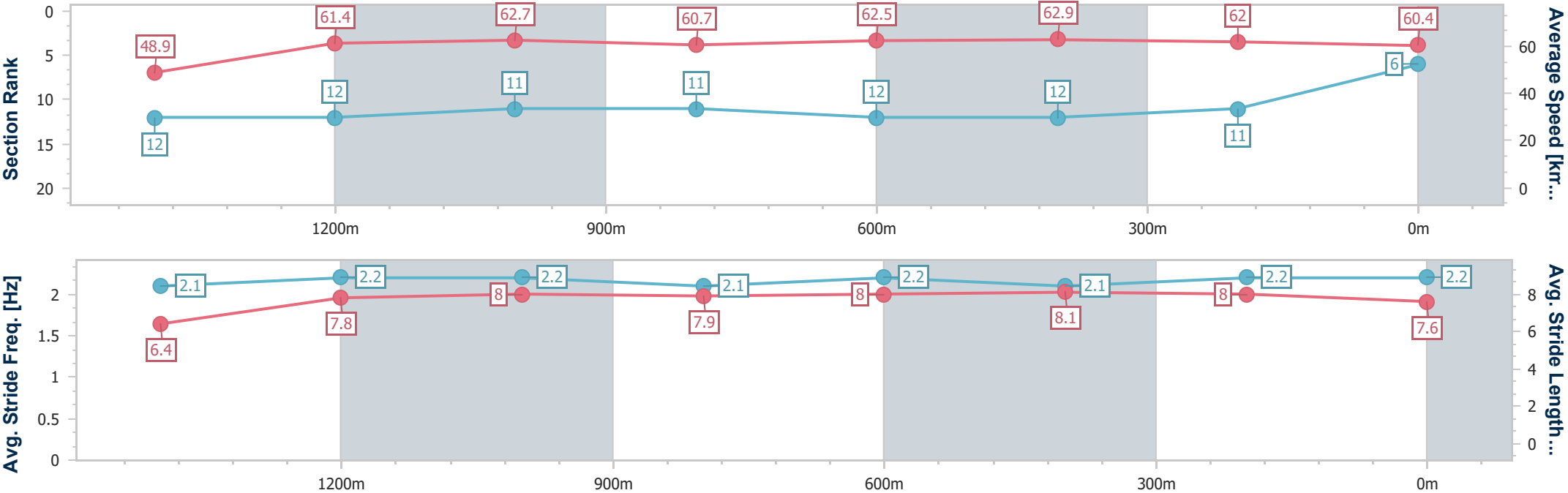
Horse/Jockey Name	Simply Refuse
Final Rank	6
Fastest Section Time (Section)	0:11.45 (600m)
Top Speed [km/h] (Section)	64.2 (1200m)
Race State	Finished



Doomben QLD Professional
Race 8: EVA AIR Class 2 Handicap - 1650m
17 July 2024 - 16:42
Track Rating: Good 4, Weather: Fine, Rail Position: +8m Entire



Section	Overall	1400m	1200m	1000m	800m	600m	400m	200m					
Section Times	1:40.31 [6] (0:18.42)	1:21.89 [12] (0:11.81)	1:10.08 [12] (0:11.46)	0:58.62 [11] (0:11.90)	0:46.72 [11] (0:11.62)	0:35.10 [12] (0:11.45)	0:23.65 [12] (0:11.60)	0:12.05 [11] (0:12.05)					
Average Speed [km/h]	48.9	61.4	62.7	60.7	62.5	62.9	62.0	60.4					
Top Speed [km/h]	62.6	63.5	64.2	62.5	63.6	64.0	63.1	61.9					
Avg. Dist. to Rail [m]	1.5	1.0	1.8	1.4	1.2	1.0	3.0	7.1					
Avg. Stride Freq. [Hz]	2.1	2.2	2.2	2.1	2.2	2.1	2.2	2.2					
Avg. Stride Length [m]	6.4	7.8	8.0	7.9	8.0	8.1	8.0	7.6					





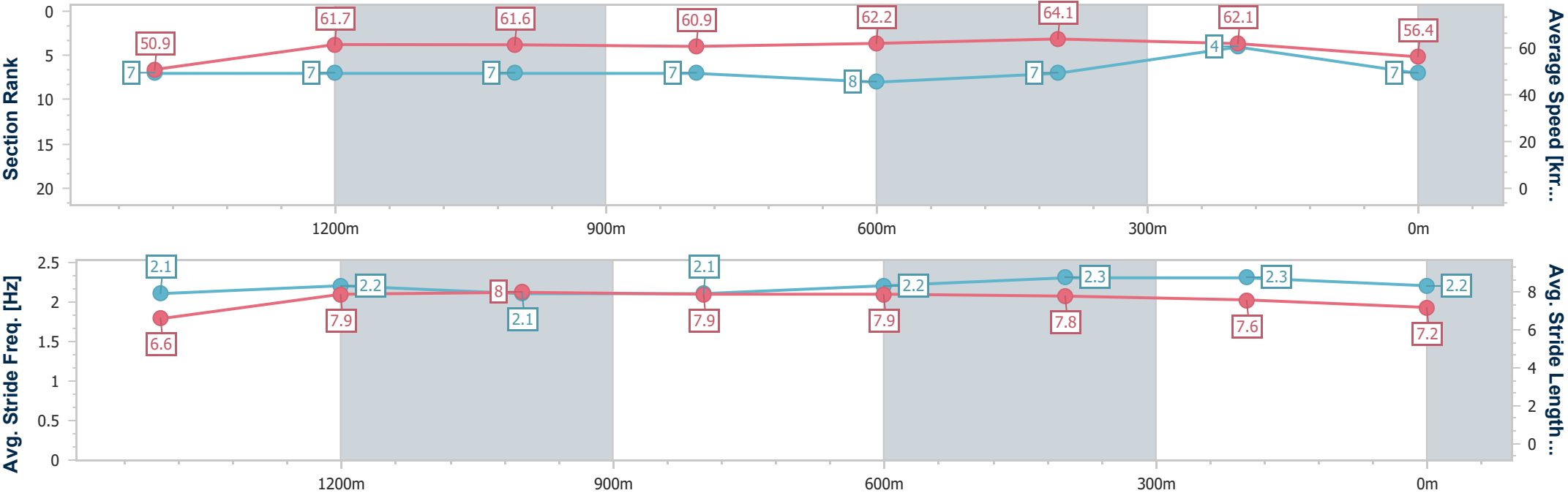
Horse/Jockey Name	Smart As Smart
Final Rank	7
Fastest Section Time (Section)	0:11.36 (600m)
Top Speed [km/h] (Section)	65.1 (600m)
Race State	Finished



Doomben QLD Professional
Race 8: EVA AIR Class 2 Handicap - 1650m
17 July 2024 - 16:42
Track Rating: Good 4, Weather: Fine, Rail Position: +8m Entire



Section	Overall	1400m	1200m	1000m	800m	600m	400m	200m					
Section Times	1:40.38 [7] (0:17.68)	1:22.70 [7] (0:11.76)	1:10.94 [7] (0:11.69)	0:59.25 [7] (0:11.84)	0:47.41 [7] (0:11.59)	0:35.82 [8] (0:11.36)	0:24.46 [7] (0:11.64)	0:12.82 [4] (0:12.82)					
Average Speed [km/h]	50.9	61.7	61.6	60.9	62.2	64.1	62.1	56.4					
Top Speed [km/h]	61.7	62.6	62.4	61.9	64.5	65.1	63.8	60.8					
Avg. Dist. to Rail [m]	2.3	0.9	1.4	0.9	0.9	1.7	2.6	4.4					
Avg. Stride Freq. [Hz]	2.1	2.2	2.1	2.1	2.2	2.3	2.3	2.2					
Avg. Stride Length [m]	6.6	7.9	8.0	7.9	7.9	7.8	7.6	7.2					





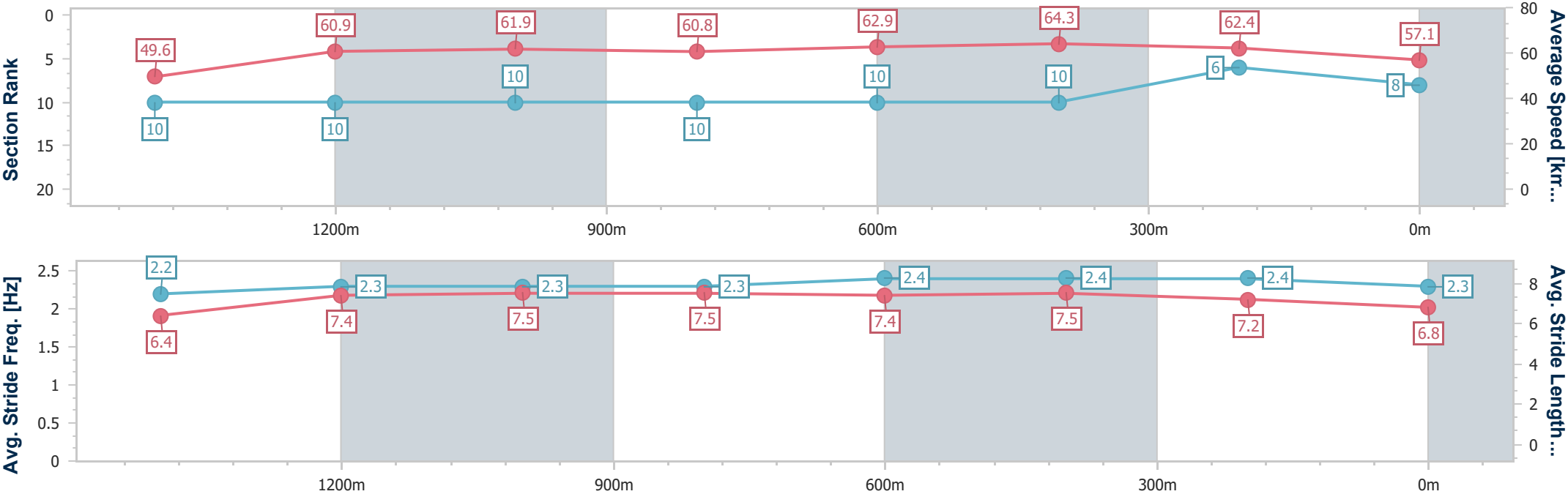
Horse/Jockey Name	Hallside Martini
Final Rank	8
Fastest Section Time (Section)	0:11.23 (600m)
Top Speed [km/h] (Section)	66.2 (600m)
Race State	Finished



Doomben QLD Professional
Race 8: EVA AIR Class 2 Handicap - 1650m
17 July 2024 - 16:42
Track Rating: Good 4, Weather: Fine, Rail Position: +8m Entire



Section	Overall	1400m	1200m	1000m	800m	600m	400m	200m					
Section Times	1:40.44 [8] (0:18.11)	1:22.33 [10] (0:11.84)	1:10.49 [10] (0:11.64)	0:58.85 [10] (0:11.83)	0:47.02 [10] (0:11.49)	0:35.53 [10] (0:11.23)	0:24.30 [10] (0:11.60)	0:12.70 [6] (0:12.70)					
Average Speed [km/h]	49.6	60.9	61.9	60.8	62.9	64.3	62.4	57.1					
Top Speed [km/h]	62.5	62.4	63.0	63.1	65.0	66.2	63.6	60.4					
Avg. Dist. to Rail [m]	3.5	0.2	0.5	0.3	0.6	1.0	4.5	4.6					
Avg. Stride Freq. [Hz]	2.2	2.3	2.3	2.3	2.4	2.4	2.4	2.3					
Avg. Stride Length [m]	6.4	7.4	7.5	7.5	7.4	7.5	7.2	6.8					





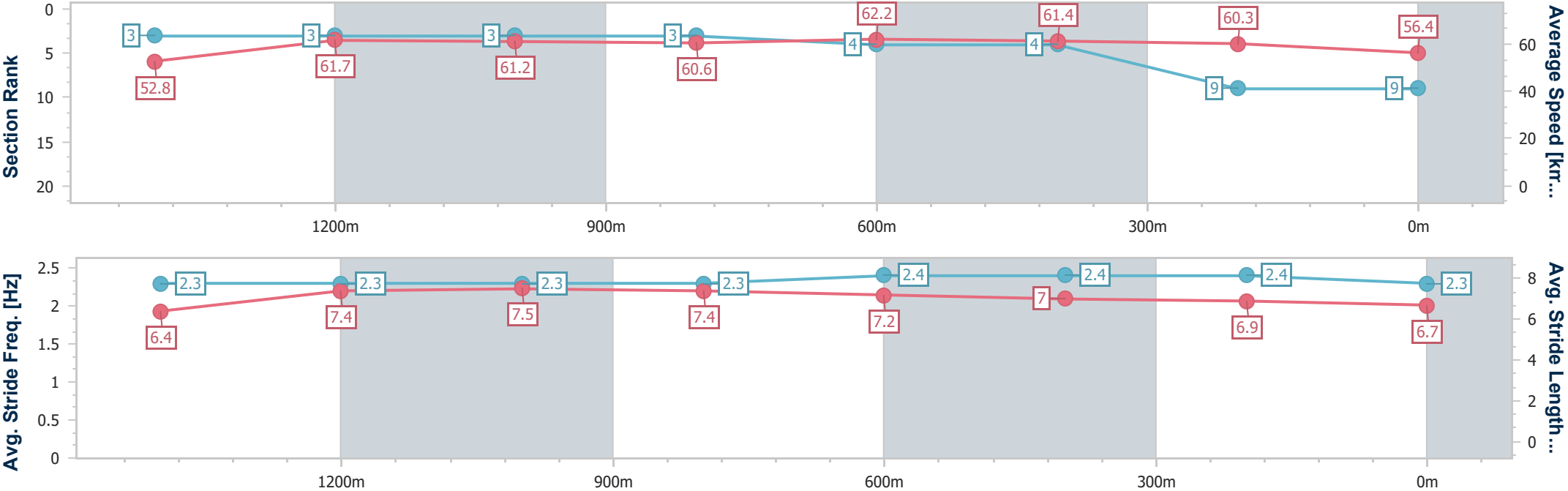
Horse/Jockey Name	Delorme
Final Rank	9
Fastest Section Time (Section)	0:11.64 (800m)
Top Speed [km/h] (Section)	64.1 (600m)
Race State	Finished



Doomben QLD Professional
Race 8: EVA AIR Class 2 Handicap - 1650m
17 July 2024 - 16:42
Track Rating: Good 4, Weather: Fine, Rail Position: +8m Entire



Section	Overall	1400m	1200m	1000m	800m	600m	400m	200m					
Section Times	1:40.64 [9] (0:17.05)	1:23.59 [3] (0:11.71)	1:11.88 [3] (0:11.73)	1:00.15 [3] (0:11.91)	0:48.24 [3] (0:11.64)	0:36.60 [4] (0:11.83)	0:24.77 [4] (0:11.94)	0:12.83 [9] (0:12.83)					
Average Speed [km/h]	52.8	61.7	61.2	60.6	62.2	61.4	60.3	56.4					
Top Speed [km/h]	62.3	62.9	61.9	61.1	63.8	64.1	62.7	59.2					
Avg. Dist. to Rail [m]	1.6	0.2	1.1	0.9	1.1	1.4	2.0	3.0					
Avg. Stride Freq. [Hz]	2.3	2.3	2.3	2.3	2.4	2.4	2.4	2.3					
Avg. Stride Length [m]	6.4	7.4	7.5	7.4	7.2	7.0	6.9	6.7					





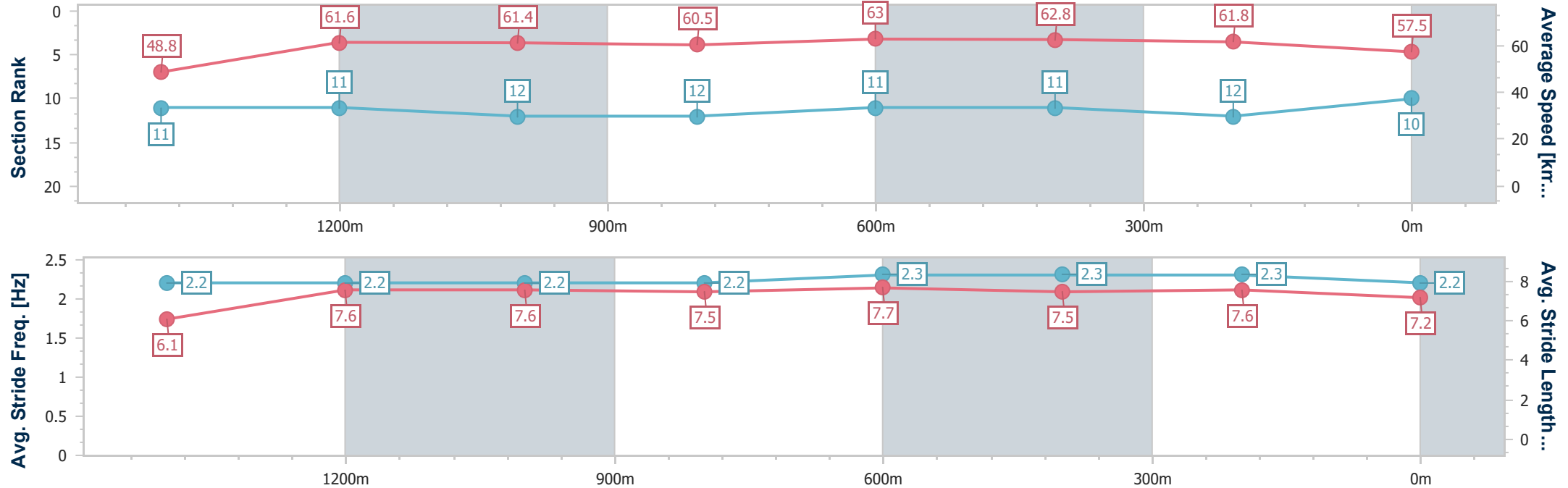
Horse/Jockey Name	Set Ablaze
Final Rank	10
Fastest Section Time (Section)	0:11.46 (600m)
Top Speed [km/h] (Section)	63.9 (600m)
Race State	Finished



Doomben QLD Professional
Race 8: EVA AIR Class 2 Handicap - 1650m
17 July 2024 - 16:42
Track Rating: Good 4, Weather: Fine, Rail Position: +8m Entire



Section	Overall	1400m	1200m	1000m	800m	600m	400m	200m					
Section Times	1:40.94 [10] (0:18.40)	1:22.54 [11] (0:11.71)	1:10.83 [11] (0:11.71)	0:59.12 [12] (0:11.88)	0:47.24 [12] (0:11.47)	0:35.77 [11] (0:11.46)	0:24.31 [11] (0:11.68)	0:12.63 [12] (0:12.63)					
Average Speed [km/h]	48.8	61.6	61.4	60.5	63.0	62.8	61.8	57.5					
Top Speed [km/h]	63.4	63.5	62.5	62.5	63.9	63.9	62.9	60.8					
Avg. Dist. to Rail [m]	2.0	0.2	0.7	0.6	0.5	0.4	1.7	3.2					
Avg. Stride Freq. [Hz]	2.2	2.2	2.2	2.2	2.3	2.3	2.3	2.2					
Avg. Stride Length [m]	6.1	7.6	7.6	7.5	7.7	7.5	7.6	7.2					





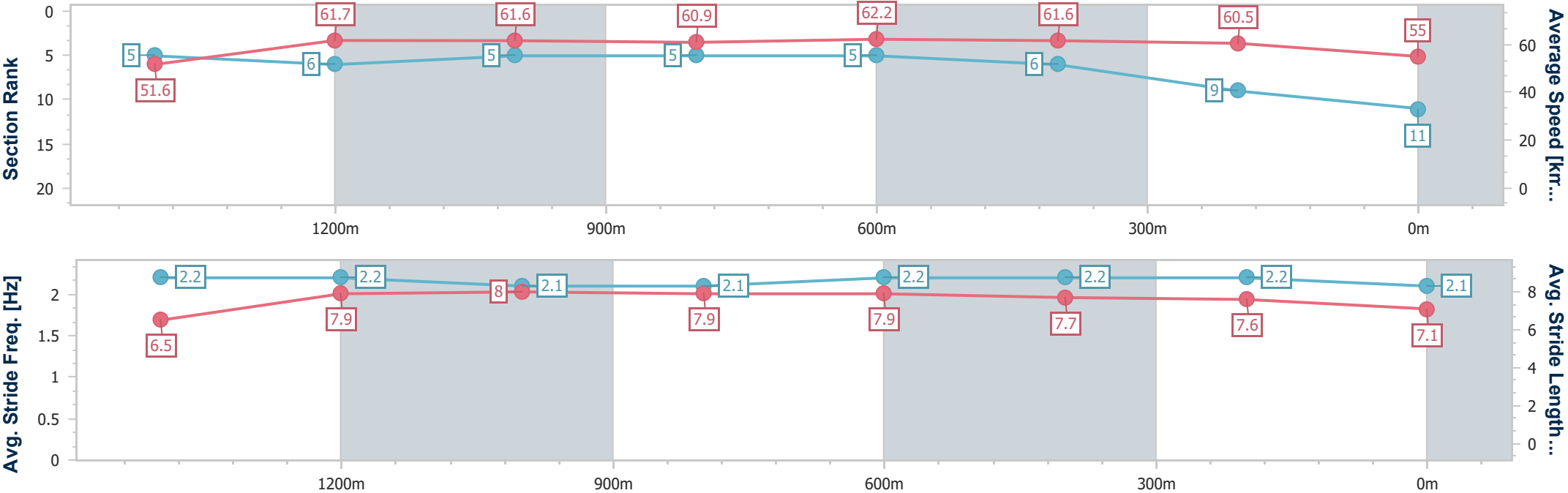
Horse/Jockey Name	Toolatamate
Final Rank	11
Fastest Section Time (Section)	0:11.64 (800m)
Top Speed [km/h] (Section)	62.9 (800m)
Race State	Finished



Doomben QLD Professional
Race 8: EVA AIR Class 2 Handicap - 1650m
17 July 2024 - 16:42
Track Rating: Good 4, Weather: Fine, Rail Position: +8m Entire



Section	Overall	1400m	1200m	1000m	800m	600m	400m	200m					
Section Times	1:41.03 [11] (0:17.43)	1:23.60 [5] (0:11.65)	1:11.95 [6] (0:11.69)	1:00.26 [5] (0:11.84)	0:48.42 [5] (0:11.64)	0:36.78 [5] (0:11.67)	0:25.11 [6] (0:11.89)	0:13.22 [9] (0:13.22)					
Average Speed [km/h]	51.6	61.7	61.6	60.9	62.2	61.6	60.5	55.0					
Top Speed [km/h]	62.3	62.5	62.4	62.1	62.9	62.9	62.6	57.7					
Avg. Dist. to Rail [m]	1.0	0.4	0.2	0.2	0.9	0.5	0.7	0.6					
Avg. Stride Freq. [Hz]	2.2	2.2	2.1	2.1	2.2	2.2	2.2	2.1					
Avg. Stride Length [m]	6.5	7.9	8.0	7.9	7.9	7.7	7.6	7.1					





Horse/Jockey Name	New Level
Final Rank	12
Fastest Section Time (Section)	0:11.61 (800m)
Top Speed [km/h] (Section)	64.3 (1400m)
Race State	Finished



Doomben QLD Professional
Race 8: EVA AIR Class 2 Handicap - 1650m
17 July 2024 - 16:42
Track Rating: Good 4, Weather: Fine, Rail Position: +8m Entire



Section	Overall	1400m	1200m	1000m	800m	600m	400m	200m					
Section Times	1:41.27 [12] (0:16.90)	1:24.37 [2] (0:11.72)	1:12.65 [2] (0:11.68)	1:00.97 [1] (0:11.83)	0:49.14 [2] (0:11.61)	0:37.53 [2] (0:11.84)	0:25.69 [2] (0:11.84)	0:13.85 [3] (0:13.85)					
Average Speed [km/h]	53.3	61.3	61.6	61.0	62.4	61.0	60.6	52.1					
Top Speed [km/h]	63.5	64.3	62.5	62.3	62.8	61.9	62.1	58.6					
Avg. Dist. to Rail [m]	2.7	0.6	0.8	0.5	1.4	0.9	1.5	1.0					
Avg. Stride Freq. [Hz]	2.3	2.3	2.3	2.3	2.3	2.4	2.4	2.2					
Avg. Stride Length [m]	6.3	7.3	7.4	7.4	7.4	7.2	7.1	6.5					

