



Ladbroke's Cannon Park QLD Professional
Race 1: LADBROKES YARD COMMENTS Maiden Handicap - 1250m
18 July 2024 - 11:20



Track Rating: Soft 5, Weather: Fine, Rail Position: True

Section		Overall				1000m	800m	600m	400m	200m	Last 600m		
Field Times		1:15.12 (0:16.13)				0:58.99 (0:11.34)	0:47.65 (0:11.80)	0:35.85 (0:12.06)	0:23.79 (0:12.01)	0:11.78 (0:11.78)	0:35.85		
Rank	TAB	Horse/Jockey	Barrier	Top Speed [km/h]	Fastest Section						Margin	Distance Travelled [m]	
1	4	CITY OF BOULDER	7	66.4	0:11.49	1:15.12 [1]	0:58.71 [4]	0:47.22 [5]	0:35.34 [5]	0:23.44 [5]	0:11.75 [2]	1:15.12	0:35.34
		Ryan Wiggins		1000m	1000m	(0:16.41)	(0:11.49)	(0:11.88)	(0:11.90)	(0:11.69)	(0:11.75)		
2	3	PELSAERT	6	66.3	0:11.37	1:15.57 [2]	0:59.23 [3]	0:47.86 [4]	0:36.02 [4]	0:24.13 [3]	0:12.23 [1]	2.66L	0:36.02 +2
		Jenna Edwards		1000m	1000m	(0:16.34)	(0:11.37)	(0:11.84)	(0:11.89)	(0:11.90)	(0:12.23)		
3	6	KEEP ON RUNNING	9	66.6	0:11.37	1:15.99 [3]	0:59.26 [7]	0:47.89 [6]	0:36.03 [6]	0:24.17 [6]	0:12.23 [5]	5.15L	0:36.03 +3
		Nathan Day		1000m	1000m	(0:16.73)	(0:11.37)	(0:11.86)	(0:11.86)	(0:11.94)	(0:12.23)		
4	7	NIC'S DREAM	10	68.1	0:11.37	1:16.20 [4]	1:00.07 [1]	0:48.70 [2]	0:36.93 [1]	0:24.87 [1]	0:12.58 [3]	6.35L	0:36.93 -2
		Jackson Murphy		1000m	1000m	(0:16.13)	(0:11.37)	(0:11.77)	(0:12.06)	(0:12.29)	(0:12.58)		
5	9	FAIRYBOWER FLYER	3	67.6	0:11.14	1:16.69 [5]	1:00.36 [2]	0:49.22 [1]	0:37.41 [2]	0:25.33 [2]	0:12.94 [4]	9.23L	0:37.41 -10
		Chelsea Jokic		1000m	1000m	(0:16.33)	(0:11.14)	(0:11.81)	(0:12.08)	(0:12.39)	(0:12.94)		
6	1	HE CAN JAJA	4	67.2	0:11.07	1:16.87 [6]	1:00.36 [5]	0:49.29 [3]	0:37.33 [3]	0:25.38 [4]	0:13.03 [6]	10.34L	0:37.33 -17
		Lacey Morrison		1000m	1000m	(0:16.51)	(0:11.07)	(0:11.96)	(0:11.95)	(0:12.35)	(0:13.03)		
7	10	STILLWATER	5	66.1	0:11.54	1:17.41 [7]	1:00.17 [9]	0:48.63 [9]	0:37.00 [9]	0:24.86 [9]	0:12.62 [7]	13.51L	0:37.00 -8
		Isabella Teh		1000m	1000m	(0:17.24)	(0:11.54)	(0:11.63)	(0:12.14)	(0:12.24)	(0:12.62)		
8	8	I'M FAMOUS	8	65.1	0:11.47	1:18.92 [8]	1:02.22 [6]	0:50.75 [7]	0:38.93 [7]	0:26.80 [7]	0:14.09 [8]	22.39L	0:38.93 +3
		Nathan Thomas		1000m	1000m	(0:16.70)	(0:11.47)	(0:11.82)	(0:12.13)	(0:12.71)	(0:14.09)		
9	2	NEOEX	1	65.7	0:11.60	1:18.97 [9]	1:02.14 [8]	0:50.54 [8]	0:38.64 [8]	0:26.50 [8]	0:13.61 [9]	22.66L	0:38.64 -9
		Zac Sprie		1000m	1000m	(0:16.83)	(0:11.60)	(0:11.90)	(0:12.14)	(0:12.89)	(0:13.61)		

Scratched: More Than You (#5)



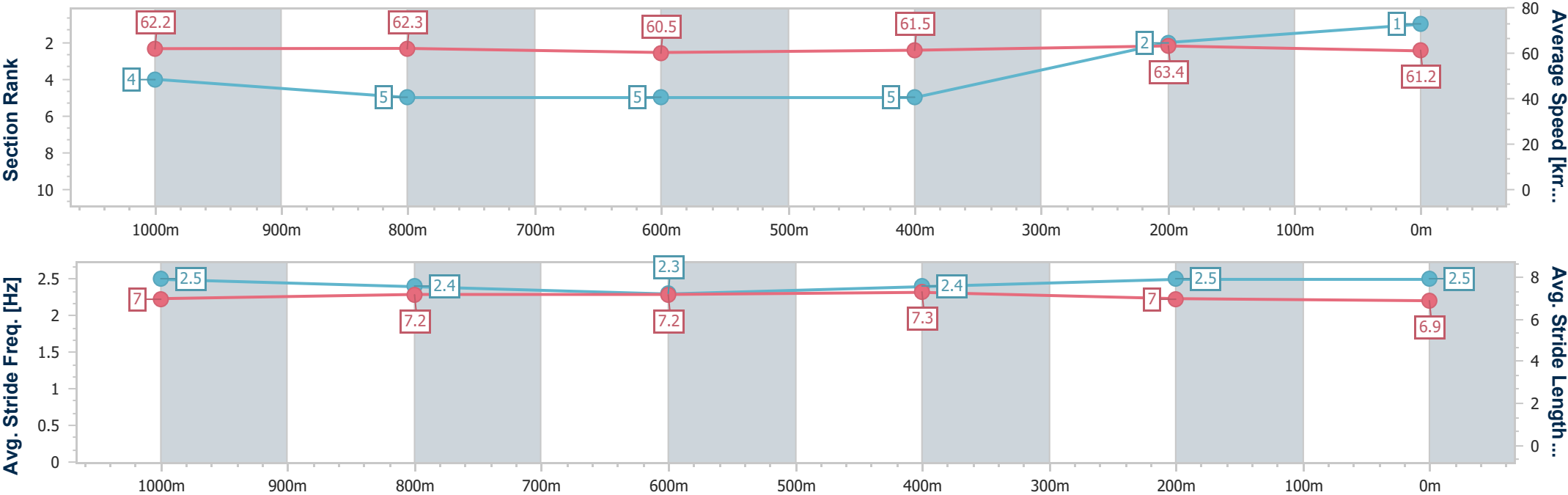
Horse/Jockey Name	City Of Boulder
Final Rank	1
Fastest Section Time (Section)	0:11.49 (1000m)
Top Speed [km/h] (Section)	66.4 (1000m)
Race State	Finished



Ladbroke's Cannon Park QLD Professional
Race 1: LADBROKES YARD COMMENTS Maiden Handicap - 1250m
18 July 2024 - 11:20
Track Rating: Soft 5, Weather: Fine, Rail Position: True



Section	Overall	1000m	800m	600m	400m	200m							
Section Times	1:15.12 [1] (0:16.41)	0:58.71 [4] (0:11.49)	0:47.22 [5] (0:11.88)	0:35.34 [5] (0:11.90)	0:23.44 [5] (0:11.69)	0:11.75 [2] (0:11.75)							
Average Speed [km/h]	62.2	62.3	60.5	61.5	63.4	61.2							
Top Speed [km/h]	66.4	66.4	62.5	62.4	63.9	63.8							
Avg. Dist. to Rail [m]	2.4	1.5	0.7	2.5	7.3	6.6							
Avg. Stride Freq. [Hz]	2.5	2.4	2.3	2.4	2.5	2.5							
Avg. Stride Length [m]	7.0	7.2	7.2	7.3	7.0	6.9							





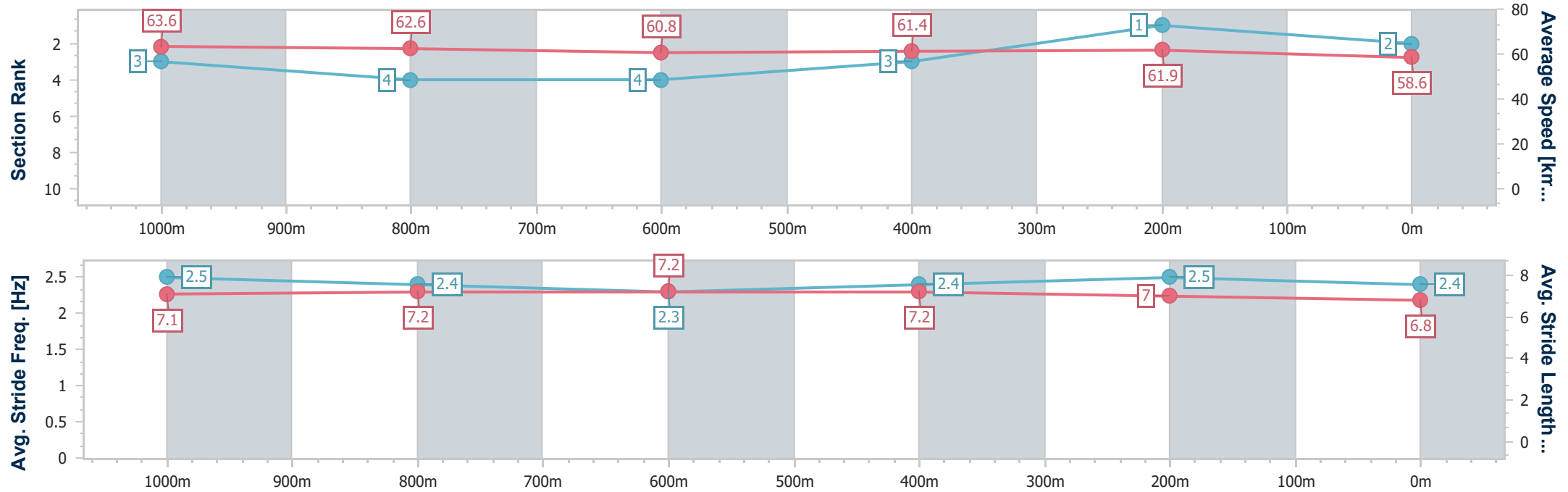
Horse/Jockey Name	Pelsaert
Final Rank	2
Fastest Section Time (Section)	0:11.37 (1000m)
Top Speed [km/h] (Section)	66.3 (1000m)
Race State	Finished



Ladbroke's Cannon Park QLD Professional
Race 1: LADBROKES YARD COMMENTS Maiden Handicap - 1250m
18 July 2024 - 11:20
Track Rating: Soft 5, Weather: Fine, Rail Position: True



Section	Overall	1000m	800m	600m	400m	200m							
Section Times	1:15.57 [2] (0:16.34)	0:59.23 [3] (0:11.37)	0:47.86 [4] (0:11.84)	0:36.02 [4] (0:11.89)	0:24.13 [3] (0:11.90)	0:12.23 [1] (0:12.23)							
Average Speed [km/h]	63.6	62.6	60.8	61.4	61.9	58.6							
Top Speed [km/h]	66.2	66.3	63.3	62.1	62.4	62.5							
Avg. Dist. to Rail [m]	1.4	1.3	0.6	2.0	5.8	5.3							
Avg. Stride Freq. [Hz]	2.5	2.4	2.3	2.4	2.5	2.4							
Avg. Stride Length [m]	7.1	7.2	7.2	7.2	7.0	6.8							





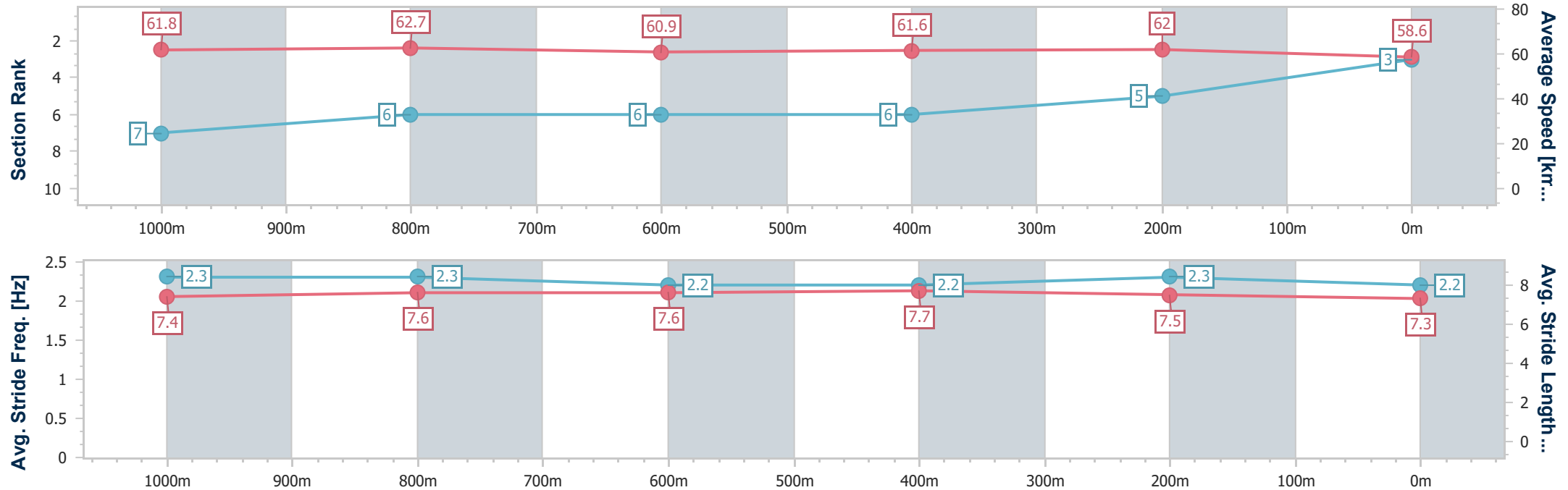
Horse/Jockey Name	Keep On Running
Final Rank	3
Fastest Section Time (Section)	0:11.37 (1000m)
Top Speed [km/h] (Section)	66.6 (1000m)
Race State	Finished



Ladbroke's Cannon Park QLD Professional
Race 1: LADBROKES YARD COMMENTS Maiden Handicap - 1250m
18 July 2024 - 11:20
Track Rating: Soft 5, Weather: Fine, Rail Position: True



Section	Overall	1000m	800m	600m	400m	200m							
Section Times	1:15.99 [3] (0:16.73)	0:59.26 [7] (0:11.37)	0:47.89 [6] (0:11.86)	0:36.03 [6] (0:11.86)	0:24.17 [6] (0:11.94)	0:12.23 [5] (0:12.23)							
Average Speed [km/h]	61.8	62.7	60.9	61.6	62.0	58.6							
Top Speed [km/h]	66.0	66.6	63.4	62.3	62.4	62.3							
Avg. Dist. to Rail [m]	1.7	1.0	2.0	2.1	6.4	6.2							
Avg. Stride Freq. [Hz]	2.3	2.3	2.2	2.2	2.3	2.2							
Avg. Stride Length [m]	7.4	7.6	7.6	7.7	7.5	7.3							





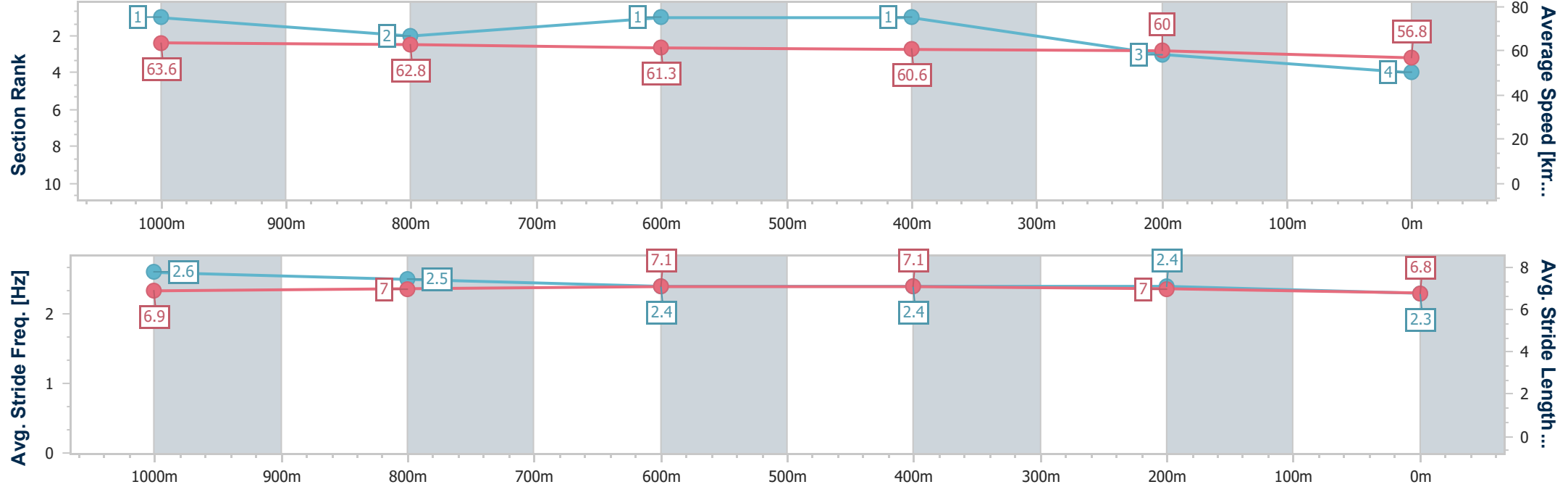
Horse/Jockey Name	Nic's Dream
Final Rank	4
Fastest Section Time (Section)	0:11.37 (1000m)
Top Speed [km/h] (Section)	68.1 (1000m)
Race State	Finished



Ladbroke's Cannon Park QLD Professional
Race 1: LADBROKES YARD COMMENTS Maiden Handicap - 1250m
18 July 2024 - 11:20
Track Rating: Soft 5, Weather: Fine, Rail Position: True



Section	Overall	1000m	800m	600m	400m	200m							
Section Times	1:16.20 [4] (0:16.13)	1:00.07 [1] (0:11.37)	0:48.70 [2] (0:11.77)	0:36.93 [1] (0:12.06)	0:24.87 [1] (0:12.29)	0:12.58 [3] (0:12.58)							
Average Speed [km/h]	63.6	62.8	61.3	60.6	60.0	56.8							
Top Speed [km/h]	68.0	68.1	63.1	62.4	61.2	60.2							
Avg. Dist. to Rail [m]	3.2	1.4	0.3	2.4	6.5	6.2							
Avg. Stride Freq. [Hz]	2.6	2.5	2.4	2.4	2.4	2.3							
Avg. Stride Length [m]	6.9	7.0	7.1	7.1	7.0	6.8							





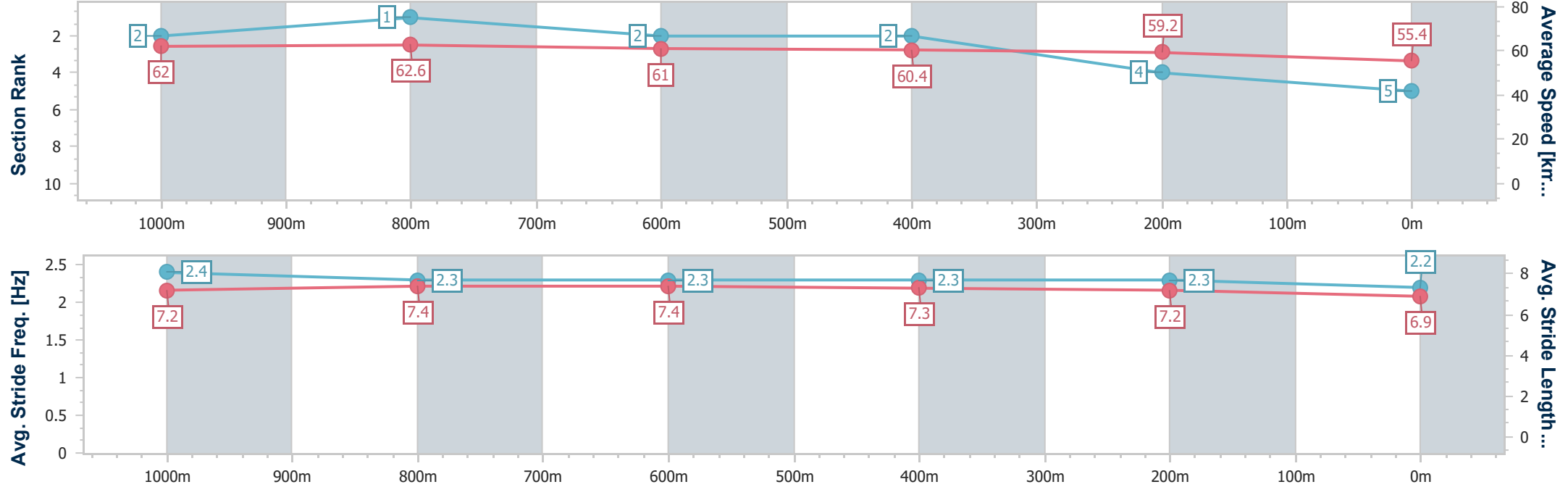
Horse/Jockey Name	Fairybower Flyer
Final Rank	5
Fastest Section Time (Section)	0:11.14 (1000m)
Top Speed [km/h] (Section)	67.6 (1000m)
Race State	Finished



Ladbroke's Cannon Park QLD Professional
Race 1: LADBROKES YARD COMMENTS Maiden Handicap - 1250m
18 July 2024 - 11:20
Track Rating: Soft 5, Weather: Fine, Rail Position: True



Section	Overall	1000m	800m	600m	400m	200m							
Section Times	1:16.69 [5] (0:16.33)	1:00.36 [2] (0:11.14)	0:49.22 [1] (0:11.81)	0:37.41 [2] (0:12.08)	0:25.33 [2] (0:12.39)	0:12.94 [4] (0:12.94)							
Average Speed [km/h]	62.0	62.6	61.0	60.4	59.2	55.4							
Top Speed [km/h]	66.8	67.6	63.4	62.1	61.1	59.5							
Avg. Dist. to Rail [m]	3.4	3.2	0.5	2.4	4.1	3.9							
Avg. Stride Freq. [Hz]	2.4	2.3	2.3	2.3	2.3	2.2							
Avg. Stride Length [m]	7.2	7.4	7.4	7.3	7.2	6.9							





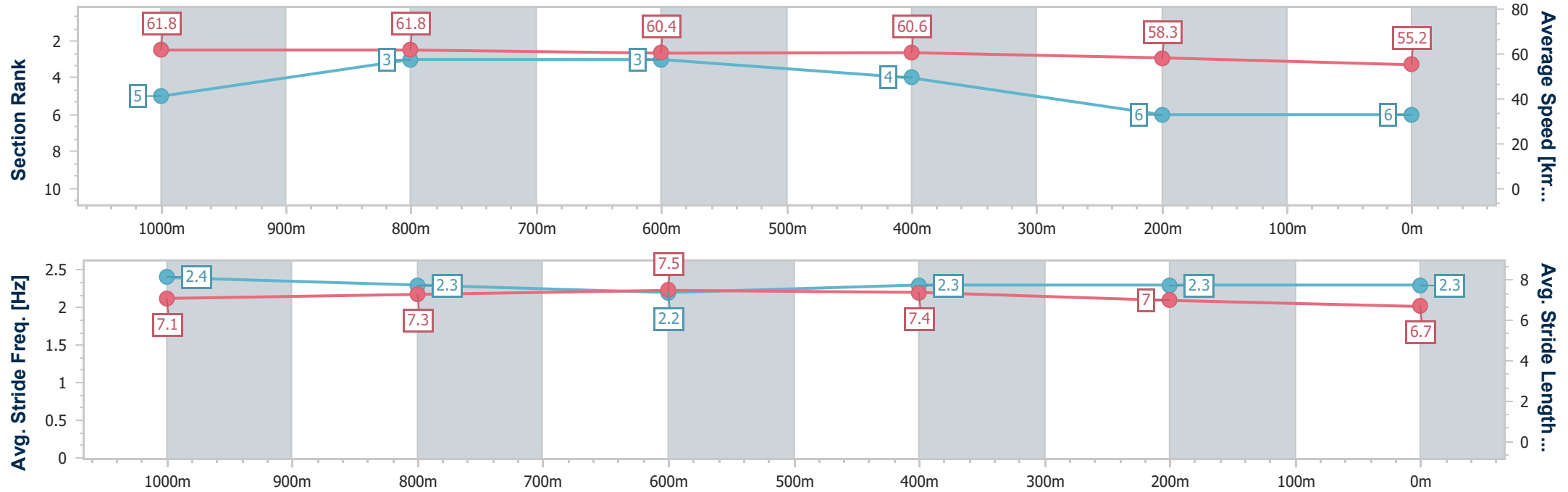
Horse/Jockey Name	He Can Jaja
Final Rank	6
Fastest Section Time (Section)	0:11.07 (1000m)
Top Speed [km/h] (Section)	67.2 (1000m)
Race State	Finished



Ladbroke's Cannon Park QLD Professional
Race 1: LADBROKES YARD COMMENTS Maiden Handicap - 1250m
18 July 2024 - 11:20
Track Rating: Soft 5, Weather: Fine, Rail Position: True



Section	Overall	1000m	800m	600m	400m	200m							
Section Times	1:16.87 [6] (0:16.51)	1:00.36 [5] (0:11.07)	0:49.29 [3] (0:11.96)	0:37.33 [3] (0:11.95)	0:25.38 [4] (0:12.35)	0:13.03 [6] (0:13.03)							
Average Speed [km/h]	61.8	61.8	60.4	60.6	58.3	55.2							
Top Speed [km/h]	67.2	67.2	62.8	61.7	60.9	59.5							
Avg. Dist. to Rail [m]	3.0	6.0	3.3	1.9	4.0	4.9							
Avg. Stride Freq. [Hz]	2.4	2.3	2.2	2.3	2.3	2.3							
Avg. Stride Length [m]	7.1	7.3	7.5	7.4	7.0	6.7							





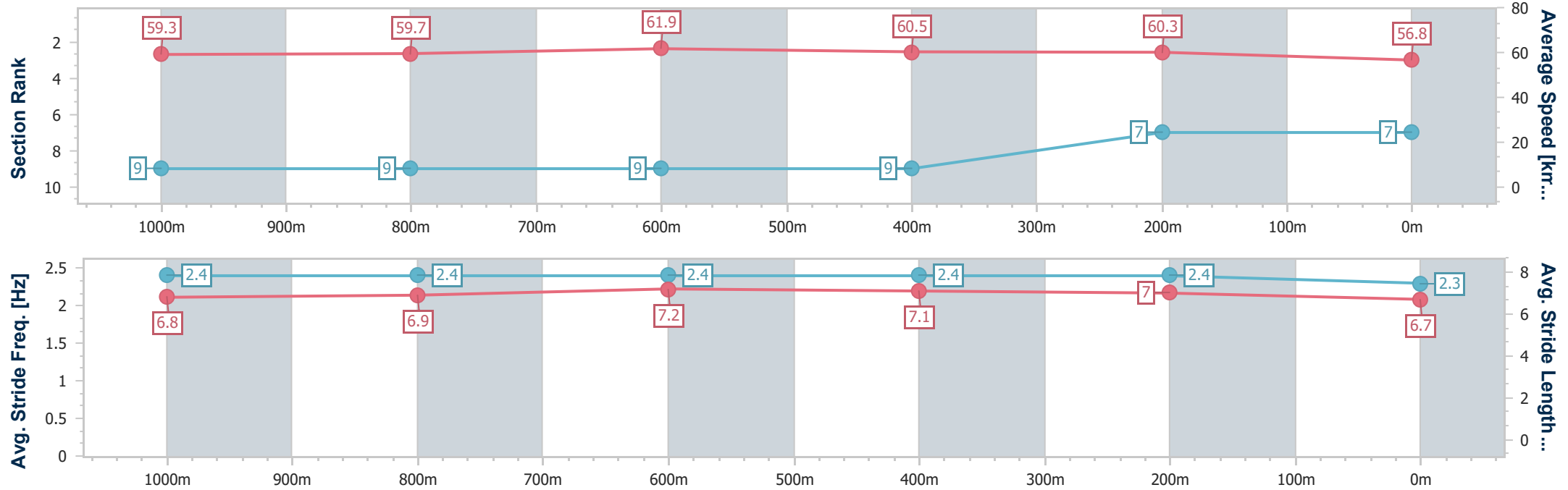
Horse/Jockey Name	Stillwater
Final Rank	7
Fastest Section Time (Section)	0:11.54 (1000m)
Top Speed [km/h] (Section)	66.1 (1000m)
Race State	Finished



Ladbroke's Cannon Park QLD Professional
Race 1: LADBROKES YARD COMMENTS Maiden Handicap - 1250m
18 July 2024 - 11:20
Track Rating: Soft 5, Weather: Fine, Rail Position: True



Section	Overall	1000m	800m	600m	400m	200m							
Section Times	1:17.41 [7] (0:17.24)	1:00.17 [9] (0:11.54)	0:48.63 [9] (0:11.63)	0:37.00 [9] (0:12.14)	0:24.86 [9] (0:12.24)	0:12.62 [7] (0:12.62)							
Average Speed [km/h]	59.3	59.7	61.9	60.5	60.3	56.8							
Top Speed [km/h]	65.4	66.1	63.0	62.7	61.5	60.6							
Avg. Dist. to Rail [m]	7.0	2.2	2.5	2.7	6.7	6.4							
Avg. Stride Freq. [Hz]	2.4	2.4	2.4	2.4	2.4	2.3							
Avg. Stride Length [m]	6.8	6.9	7.2	7.1	7.0	6.7							





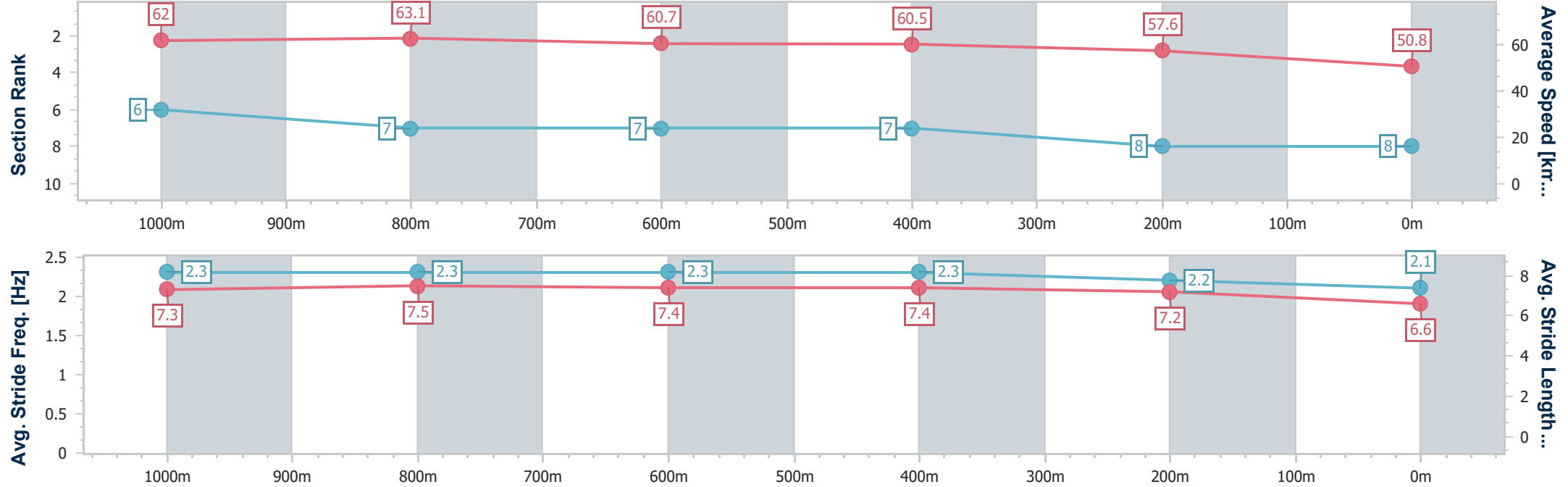
Horse/Jockey Name	I'm Famous
Final Rank	8
Fastest Section Time (Section)	0:11.47 (1000m)
Top Speed [km/h] (Section)	65.1 (1000m)
Race State	Finished



Ladbrokes Cannon Park QLD Professional
Race 1: LADBROKES YARD COMMENTS Maiden Handicap - 1250m
18 July 2024 - 11:20
Track Rating: Soft 5, Weather: Fine, Rail Position: True



Section	Overall	1000m	800m	600m	400m	200m							
Section Times	1:18.92 [8] (0:16.70)	1:02.22 [6] (0:11.47)	0:50.75 [7] (0:11.82)	0:38.93 [7] (0:12.13)	0:26.80 [7] (0:12.71)	0:14.09 [8] (0:14.09)							
Average Speed [km/h]	62.0	63.1	60.7	60.5	57.6	50.8							
Top Speed [km/h]	65.0	65.1	63.2	61.9	60.8	57.8							
Avg. Dist. to Rail [m]	1.9	1.0	2.2	2.2	4.1	3.8							
Avg. Stride Freq. [Hz]	2.3	2.3	2.3	2.3	2.2	2.1							
Avg. Stride Length [m]	7.3	7.5	7.4	7.4	7.2	6.6							





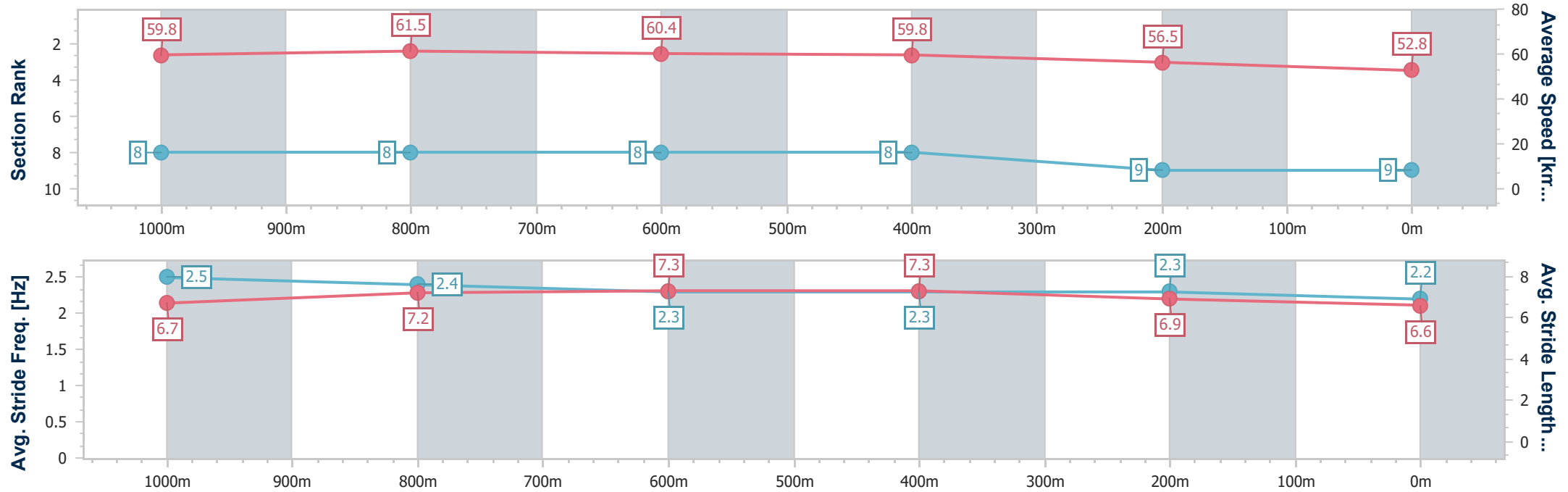
Horse/Jockey Name	Neoex
Final Rank	9
Fastest Section Time (Section)	0:11.60 (1000m)
Top Speed [km/h] (Section)	65.7 (1000m)
Race State	Finished



Ladbrokes Cannon Park QLD Professional
Race 1: LADBROKES YARD COMMENTS Maiden Handicap - 1250m
18 July 2024 - 11:20
Track Rating: Soft 5, Weather: Fine, Rail Position: True



Section	Overall	1000m	800m	600m	400m	200m							
Section Times	1:18.97 [9] (0:16.83)	1:02.14 [8] (0:11.60)	0:50.54 [8] (0:11.90)	0:38.64 [8] (0:12.14)	0:26.50 [8] (0:12.89)	0:13.61 [9] (0:13.61)							
Average Speed [km/h]	59.8	61.5	60.4	59.8	56.5	52.8							
Top Speed [km/h]	65.2	65.7	61.6	61.7	59.8	56.6							
Avg. Dist. to Rail [m]	6.5	2.3	1.0	1.3	2.5	0.9							
Avg. Stride Freq. [Hz]	2.5	2.4	2.3	2.3	2.3	2.2							
Avg. Stride Length [m]	6.7	7.2	7.3	7.3	6.9	6.6							





Ladbrokes Cannon Park QLD Professional
Race 2: RED BERET HOTEL QTIS Two-Year-Old and Three-Year-Old
Maiden Plate - 950m
18 July 2024 - 11:54



Track Rating: Soft 5, Weather: Fine, Rail Position: True

Section						Overall	800m	600m	400m	200m	Last 600m		
Field Times						0:55.39 (0:10.09)	0:45.30 (0:10.38)	0:34.92 (0:11.00)	0:23.92 (0:11.83)	0:12.09 (0:12.09)	0:34.92		
Rank	TAB	Horse/Jockey	Barrier	Top Speed [km/h]	Fastest Section						Margin		
1	2	LEAN EAGLE	7	70.8	0:10.34	0:55.39 [1]	0:45.05 [2]	0:34.70 [4]	0:23.62 [4]	0:12.07 [2]	0:55.39	0:34.70	
		Ryan Wiggins		800m	Overall	(0:10.34)	(0:10.35)	(0:11.08)	(0:11.55)	(0:12.07)			
2	1	FAST AS STEEL	6	70.3	0:10.44	0:55.63 [2]	0:45.16 [5]	0:34.72 [5]	0:23.73 [5]	0:12.22 [3]	1.39L	0:34.72	
		Lacey Morrison		800m	800m	(0:10.47)	(0:10.44)	(0:10.99)	(0:11.51)	(0:12.22)			
3	8	SPEC OF SILVER	14	72.1	0:10.37	0:55.71 [3]	0:45.12 [6]	0:34.75 [6]	0:23.69 [6]	0:12.11 [6]	1.85L	0:34.75	
		Graham Kliese		800m	800m	(0:10.59)	(0:10.37)	(0:11.06)	(0:11.58)	(0:12.11)			
4	7	POWER SHOW	11	70.6	0:10.31	0:55.94 [4]	0:45.11 [9]	0:34.80 [7]	0:23.69 [7]	0:12.08 [7]	3.21L	0:34.80	
		Zac Sprie		800m	800m	(0:10.83)	(0:10.31)	(0:11.11)	(0:11.61)	(0:12.08)			
5	10	MAGIC INTENT	3	70.1	0:10.09	0:55.94 [5]	0:45.85 [1]	0:35.47 [1]	0:24.47 [1]	0:12.64 [1]	3.21L	0:35.47	
		Nathan Thomas		800m	Overall	(0:10.09)	(0:10.38)	(0:11.00)	(0:11.83)	(0:12.64)			
6	6	JUST SMILE	4	72.9	0:10.22	0:56.00 [6]	0:45.58 [4]	0:35.36 [2]	0:24.34 [2]	0:12.47 [5]	3.57L	0:35.36	
		Leah Martyn		800m	800m	(0:10.42)	(0:10.22)	(0:11.02)	(0:11.87)	(0:12.47)			
7	4	MARCH MADNESS	16	68.3	0:10.78	0:56.06 [7]	0:45.24 [8]	0:34.46 [10]	0:23.52 [9]	0:11.93 [9]	3.92L	0:34.46	
		Chris Whiteley		600m	800m	(0:10.82)	(0:10.78)	(0:10.94)	(0:11.59)	(0:11.93)			
8	5	MR GRUMBLER	2	69.9	0:10.50	0:56.21 [8]	0:45.38 [10]	0:34.88 [8]	0:23.92 [8]	0:12.26 [8]	4.77L	0:34.88	
		Jackson Murphy		800m	800m	(0:10.83)	(0:10.50)	(0:10.96)	(0:11.66)	(0:12.26)			
9	12	SUGAR QUEEN	15	67.8	0:10.77	0:56.26 [9]	0:45.49 [7]	0:34.69 [9]	0:23.65 [11]	0:12.10 [10]	5.08L	0:34.69	
		Isabella Teh		600m	Overall	(0:10.77)	(0:10.80)	(0:11.04)	(0:11.55)	(0:12.10)			
10	9	ISLA GIRL	8	71.9	0:10.28	0:56.39 [10]	0:45.99 [3]	0:35.71 [3]	0:24.63 [3]	0:12.87 [4]	5.84L	0:35.71	
		Nor Yadi		800m	800m	(0:10.40)	(0:10.28)	(0:11.08)	(0:11.76)	(0:12.87)			

Scratched: Jaakuna (#13), Wickedly Elegant (#14), Coachman (#15), Whata Bobbi Dazzla (#16)

Report Created: Thu 18 July 2024 12:13 GMT+10 (Note: Timing is based on position data)

Page 1/14

[] Ranking at each section and finish
-:-:- No data available at this section
NA No data available

SCN Saddle cloth number
DNF Did not finish
DNT Did not track

data processed by  TRIPLESDATA



Ladbrokes Cannon Park QLD Professional
Race 2: RED BERET HOTEL QTIS Two-Year-Old and Three-Year-Old
Maiden Plate - 950m
18 July 2024 - 11:54



Track Rating: Soft 5, Weather: Fine, Rail Position: True

Section						Overall	800m	600m	400m	200m	Last 600m		
Field Times						0:55.39 (0:10.09)	0:45.30 (0:10.38)	0:34.92 (0:11.00)	0:23.92 (0:11.83)	0:12.09 (0:12.09)	0:34.92		
Rank	TAB	Horse/Jockey	Barrier	Top Speed [km/h]	Fastest Section						Margin		
11	11	PARVULUS	12	70.3	0:10.37	0:56.65 [11]	0:45.41 [11]	0:35.04 [11]	0:24.04 [10]	0:12.34 [11]	7.41L	0:35.04	-2
		Scott Sheargold		800m	800m	(0:11.24)	(0:10.37)	(0:11.00)	(0:11.70)	(0:12.34)			
12	3	HOOFIN' BAR	13	68.8	0:10.66	0:56.93 [12]	0:45.38 [12]	0:34.72 [12]	0:23.56 [12]	0:11.95 [12]	9.06L	0:34.72	-2
		Chelsea Jokic		800m	800m	(0:11.55)	(0:10.66)	(0:11.16)	(0:11.61)	(0:11.95)			

Scratched: Jaakuna (#13), Wickedly Elegant (#14), Coachman (#15), Whata Bobbi Dazzla (#16)



Horse/Jockey Name	Lean Eagle
Final Rank	1
Fastest Section Time (Section)	0:10.34 (Overall)
Top Speed [km/h] (Section)	70.8 (800m)
Race State	Finished

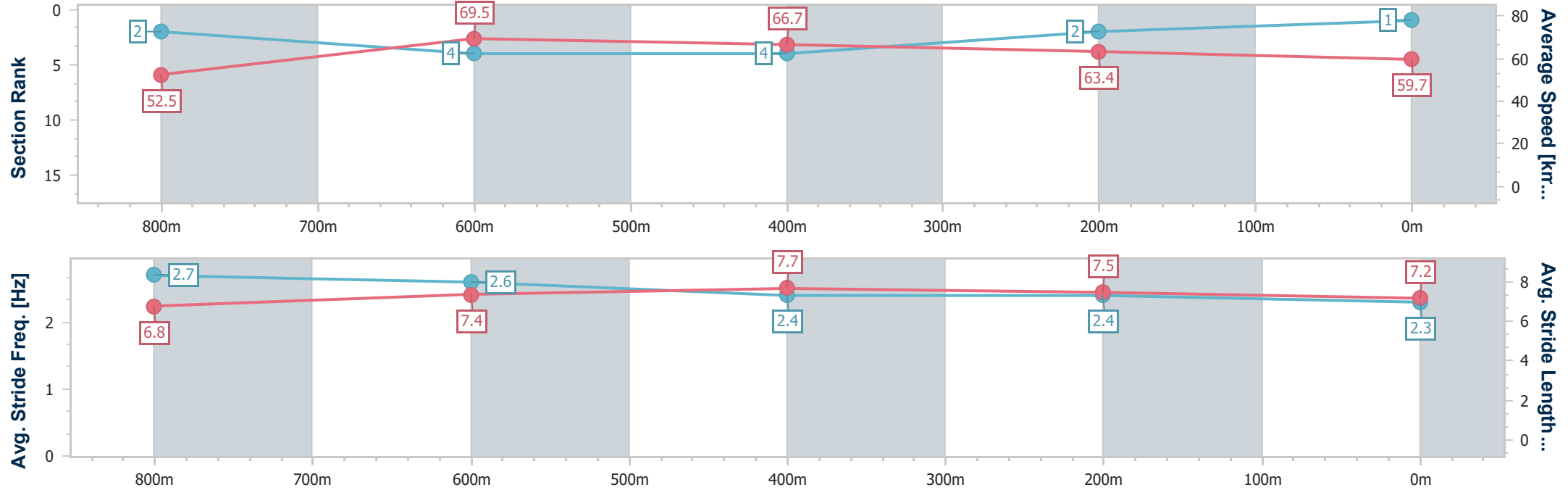


Ladbrokes Cannon Park QLD Professional
Race 2: RED BERET HOTEL QTIS Two-Year-Old and Three-Year
-Old Maiden Plate - 950m
18 July 2024 - 11:54



Track Rating: Soft 5, Weather: Fine, Rail Position: True

Section	Overall	800m	600m	400m	200m										
Section Times	0:55.39 [1] (0:10.34)	0:45.05 [2] (0:10.35)	0:34.70 [4] (0:11.08)	0:23.62 [4] (0:11.55)	0:12.07 [2] (0:12.07)										
Average Speed [km/h]	52.5	69.5	66.7	63.4	59.7										
Top Speed [km/h]	69.9	70.8	69.9	64.8	63.1										
Avg. Dist. to Rail [m]	4.0	1.9	4.2	5.9	4.3										
Avg. Stride Freq. [Hz]	2.7	2.6	2.4	2.4	2.3										
Avg. Stride Length [m]	6.8	7.4	7.7	7.5	7.2										





Horse/Jockey Name	Fast As Steel
Final Rank	2
Fastest Section Time (Section)	0:10.44 (800m)
Top Speed [km/h] (Section)	70.3 (800m)
Race State	Finished

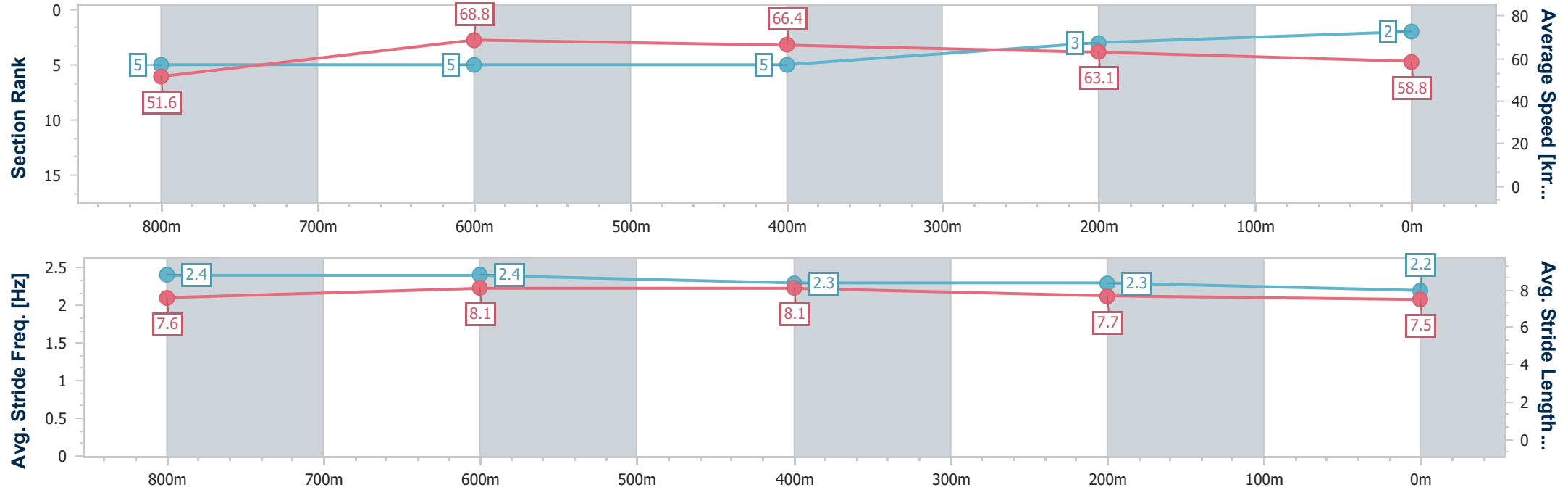


Ladbroke's Cannon Park QLD Professional
Race 2: RED BERET HOTEL QTIS Two-Year-Old and Three-Year
-Old Maiden Plate - 950m
18 July 2024 - 11:54



Track Rating: Soft 5, Weather: Fine, Rail Position: True

Section	Overall	800m	600m	400m	200m														
Section Times	0:55.63 [2] (0:10.47)	0:45.16 [5] (0:10.44)	0:34.72 [5] (0:10.99)	0:23.73 [5] (0:11.51)	0:12.22 [3] (0:12.22)														
Average Speed [km/h]	51.6	68.8	66.4	63.1	58.8														
Top Speed [km/h]	68.3	70.3	68.9	64.4	60.6														
Avg. Dist. to Rail [m]	3.8	0.6	1.7	3.0	3.8														
Avg. Stride Freq. [Hz]	2.4	2.4	2.3	2.3	2.2														
Avg. Stride Length [m]	7.6	8.1	8.1	7.7	7.5														





Horse/Jockey Name	Spec Of Silver
Final Rank	3
Fastest Section Time (Section)	0:10.37 (800m)
Top Speed [km/h] (Section)	72.1 (800m)
Race State	Finished



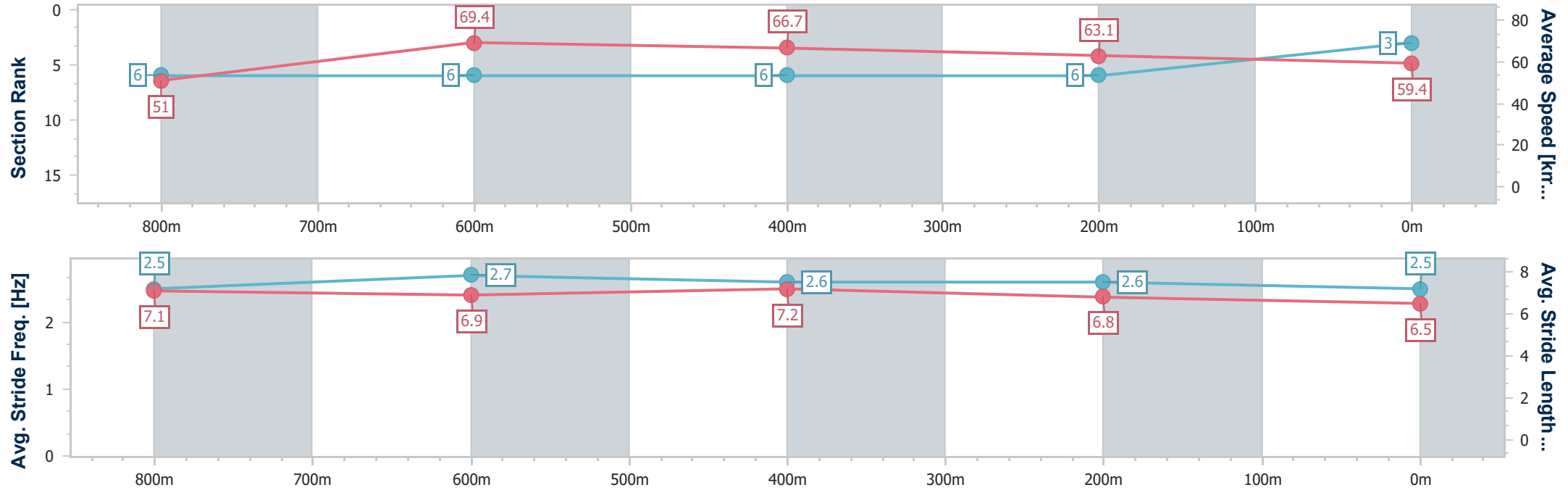
Ladbroke's Cannon Park QLD Professional
Race 2: RED BERET HOTEL QTIS Two-Year-Old and Three-Year
-Old Maiden Plate - 950m

18 July 2024 - 11:54

Track Rating: Soft 5, Weather: Fine, Rail Position: True



Section	Overall	800m	600m	400m	200m										
Section Times	0:55.71 [3] (0:10.59)	0:45.12 [6] (0:10.37)	0:34.75 [6] (0:11.06)	0:23.69 [6] (0:11.58)	0:12.11 [6] (0:12.11)										
Average Speed [km/h]	51.0	69.4	66.7	63.1	59.4										
Top Speed [km/h]	70.4	72.1	69.0	64.6	62.0										
Avg. Dist. to Rail [m]	7.1	3.7	4.1	5.6	6.8										
Avg. Stride Freq. [Hz]	2.5	2.7	2.6	2.6	2.5										
Avg. Stride Length [m]	7.1	6.9	7.2	6.8	6.5										





Horse/Jockey Name	Power Show
Final Rank	4
Fastest Section Time (Section)	0:10.31 (800m)
Top Speed [km/h] (Section)	70.6 (800m)
Race State	Finished



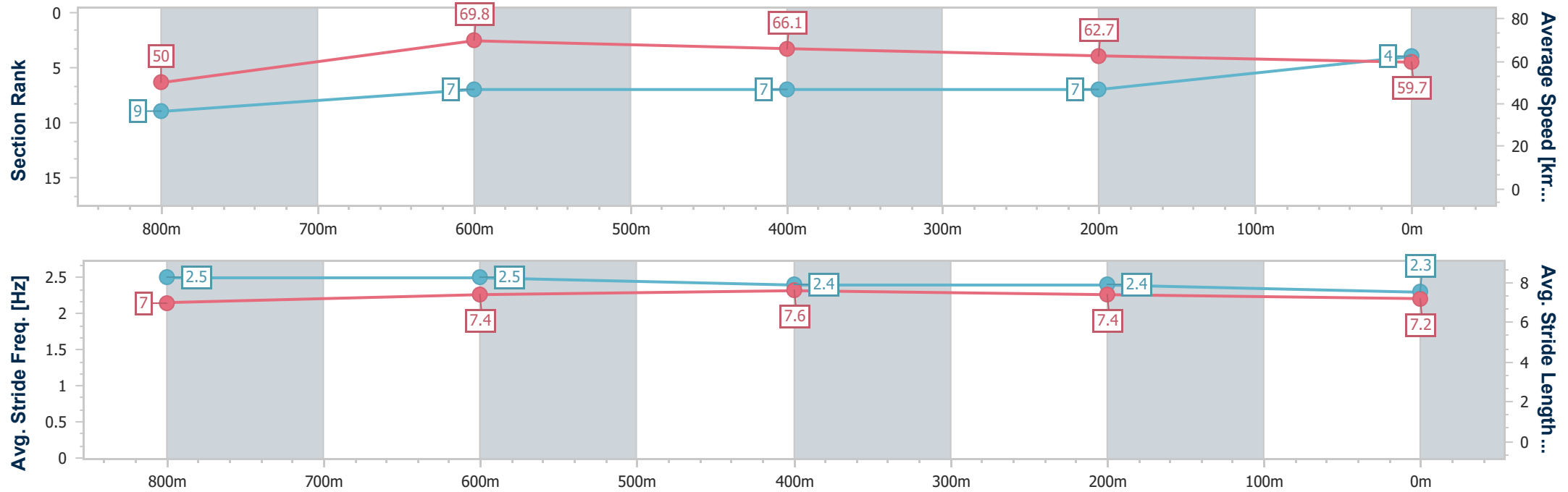
Ladbrokes Cannon Park QLD Professional
Race 2: RED BERET HOTEL QTIS Two-Year-Old and Three-Year
-Old Maiden Plate - 950m

18 July 2024 - 11:54

Track Rating: Soft 5, Weather: Fine, Rail Position: True



Section	Overall	800m	600m	400m	200m														
Section Times	0:55.94 [4] (0:10.83)	0:45.11 [9] (0:10.31)	0:34.80 [7] (0:11.11)	0:23.69 [7] (0:11.61)	0:12.08 [7] (0:12.08)														
Average Speed [km/h]	50.0	69.8	66.1	62.7	59.7														
Top Speed [km/h]	69.6	70.6	68.2	64.0	62.2														
Avg. Dist. to Rail [m]	7.4	4.2	3.3	6.2	9.9														
Avg. Stride Freq. [Hz]	2.5	2.5	2.4	2.4	2.3														
Avg. Stride Length [m]	7.0	7.4	7.6	7.4	7.2														





Horse/Jockey Name	Magic Intent
Final Rank	5
Fastest Section Time (Section)	0:10.09 (Overall)
Top Speed [km/h] (Section)	70.1 (800m)
Race State	Finished

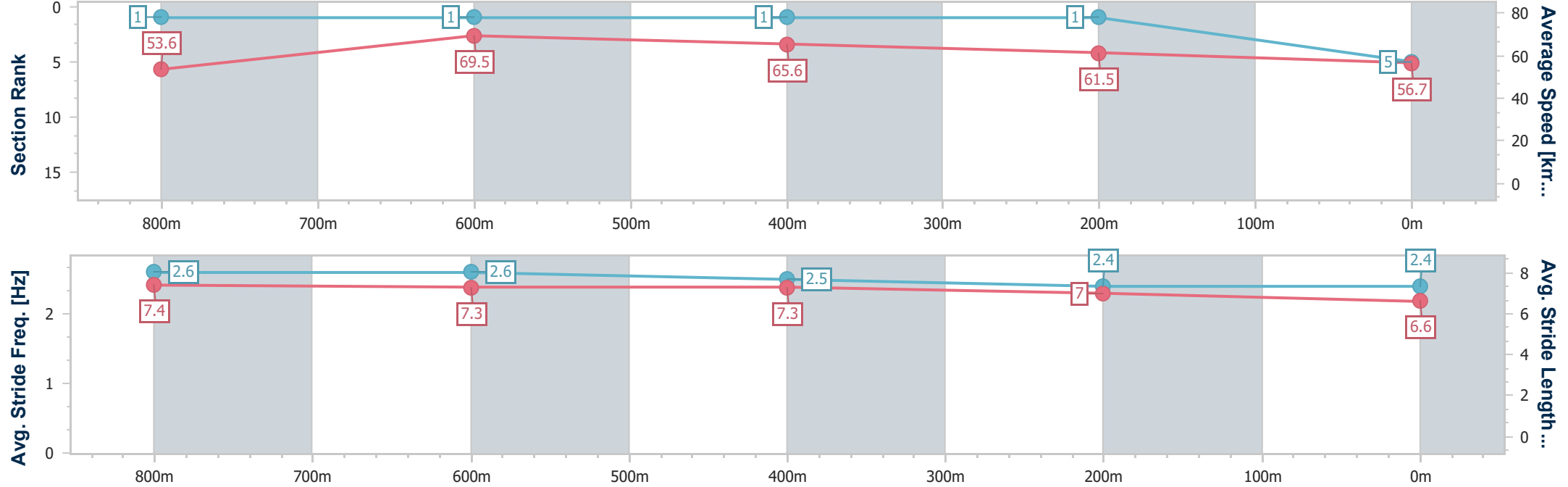


Ladbrokes Cannon Park QLD Professional
Race 2: RED BERET HOTEL QTIS Two-Year-Old and Three-Year
-Old Maiden Plate - 950m
18 July 2024 - 11:54



Track Rating: Soft 5, Weather: Fine, Rail Position: True

Section	Overall	800m	600m	400m	200m									
Section Times	0:55.94 [5] (0:10.09)	0:45.85 [1] (0:10.38)	0:35.47 [1] (0:11.00)	0:24.47 [1] (0:11.83)	0:12.64 [1] (0:12.64)									
Average Speed [km/h]	53.6	69.5	65.6	61.5	56.7									
Top Speed [km/h]	69.7	70.1	68.9	62.5	60.1									
Avg. Dist. to Rail [m]	1.0	0.9	1.2	3.9	4.9									
Avg. Stride Freq. [Hz]	2.6	2.6	2.5	2.4	2.4									
Avg. Stride Length [m]	7.4	7.3	7.3	7.0	6.6									





Horse/Jockey Name	Just Smile
Final Rank	6
Fastest Section Time (Section)	0:10.22 (800m)
Top Speed [km/h] (Section)	72.9 (800m)
Race State	Finished



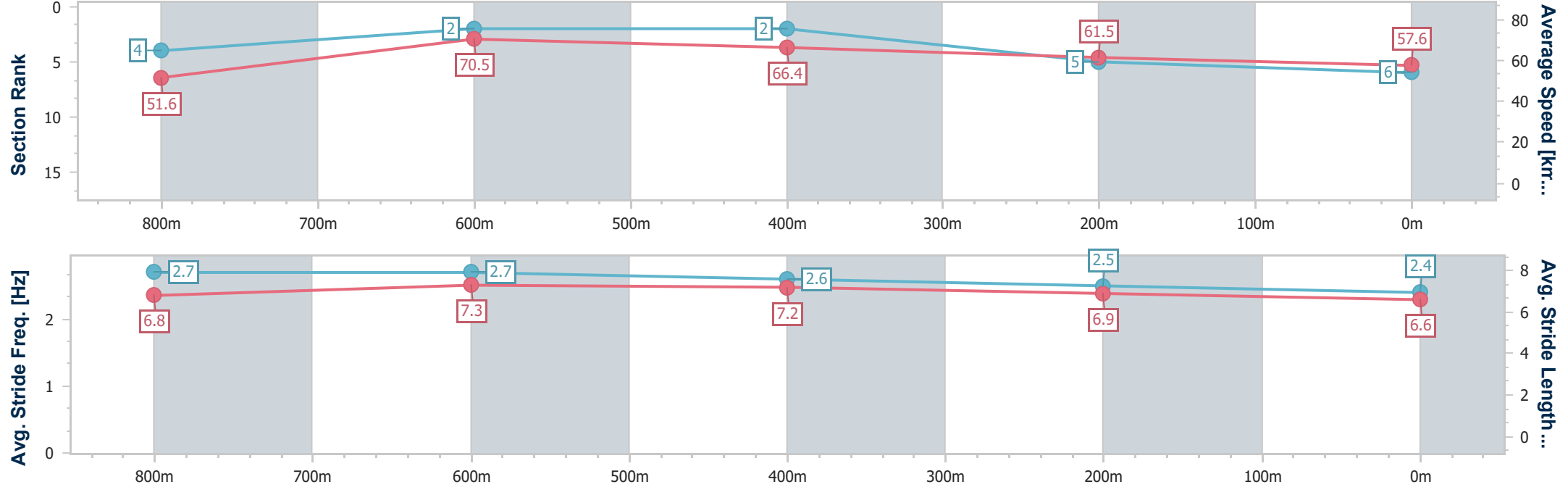
Ladbrokes Cannon Park QLD Professional
Race 2: RED BERET HOTEL QTIS Two-Year-Old and Three-Year
-Old Maiden Plate - 950m

18 July 2024 - 11:54

Track Rating: Soft 5, Weather: Fine, Rail Position: True



Section	Overall	800m	600m	400m	200m										
Section Times	0:56.00 [6] (0:10.42)	0:45.58 [4] (0:10.22)	0:35.36 [2] (0:11.02)	0:24.34 [2] (0:11.87)	0:12.47 [5] (0:12.47)										
Average Speed [km/h]	51.6	70.5	66.4	61.5	57.6										
Top Speed [km/h]	72.7	72.9	68.3	63.0	60.2										
Avg. Dist. to Rail [m]	2.1	0.9	2.3	2.8	1.2										
Avg. Stride Freq. [Hz]	2.7	2.7	2.6	2.5	2.4										
Avg. Stride Length [m]	6.8	7.3	7.2	6.9	6.6										





Horse/Jockey Name	March Madness
Final Rank	7
Fastest Section Time (Section)	0:10.78 (800m)
Top Speed [km/h] (Section)	68.3 (600m)
Race State	Finished

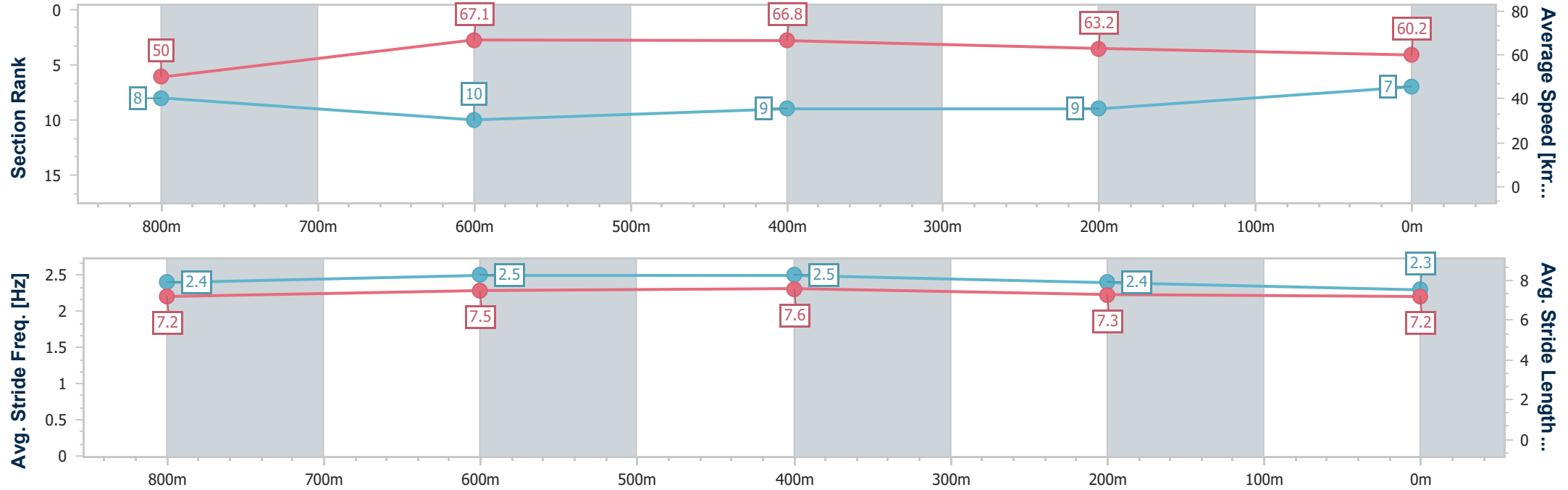


Ladbrokes Cannon Park QLD Professional
Race 2: RED BERET HOTEL QTIS Two-Year-Old and Three-Year
-Old Maiden Plate - 950m
18 July 2024 - 11:54



Track Rating: Soft 5, Weather: Fine, Rail Position: True

Section	Overall	800m	600m	400m	200m														
Section Times	0:56.06 [7] (0:10.82)	0:45.24 [8] (0:10.78)	0:34.46 [10] (0:10.94)	0:23.52 [9] (0:11.59)	0:11.93 [9] (0:11.93)														
Average Speed [km/h]	50.0	67.1	66.8	63.2	60.2														
Top Speed [km/h]	66.8	67.8	68.3	64.6	61.9														
Avg. Dist. to Rail [m]	9.9	3.7	2.8	7.7	9.4														
Avg. Stride Freq. [Hz]	2.4	2.5	2.5	2.4	2.3														
Avg. Stride Length [m]	7.2	7.5	7.6	7.3	7.2														





Horse/Jockey Name	Mr Grumbler
Final Rank	8
Fastest Section Time (Section)	0:10.50 (800m)
Top Speed [km/h] (Section)	69.9 (800m)
Race State	Finished

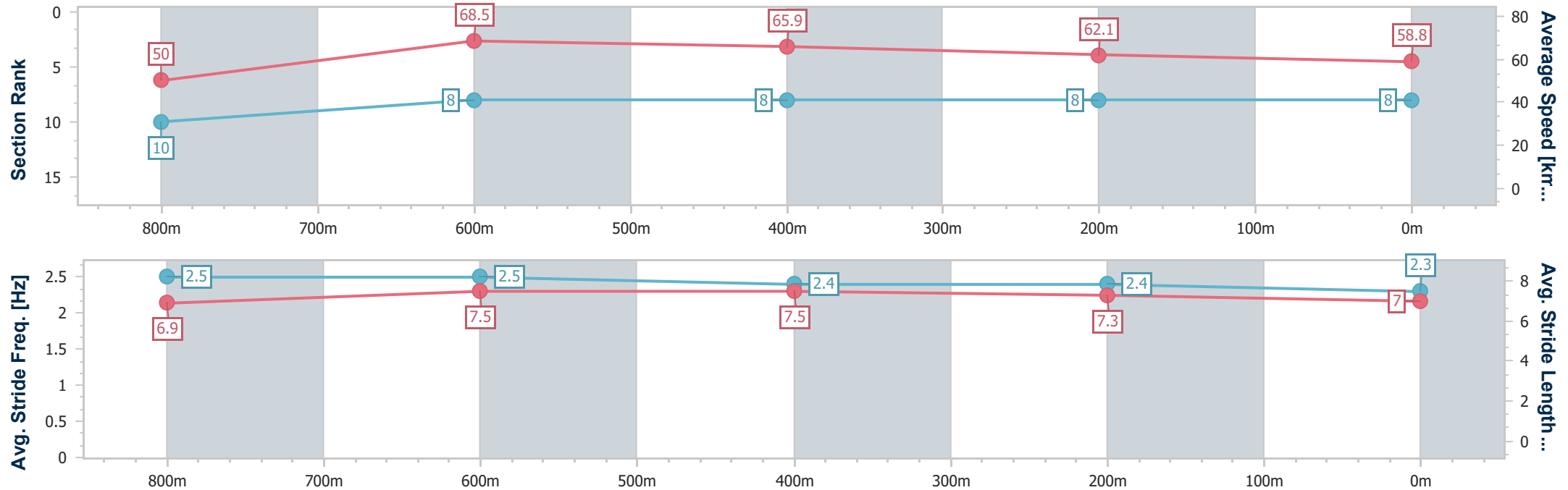


Ladbrokes Cannon Park QLD Professional
Race 2: RED BERET HOTEL QTIS Two-Year-Old and Three-Year
-Old Maiden Plate - 950m
18 July 2024 - 11:54



Track Rating: Soft 5, Weather: Fine, Rail Position: True

Section	Overall	800m	600m	400m	200m										
Section Times	0:56.21 [8] (0:10.83)	0:45.38 [10] (0:10.50)	0:34.88 [8] (0:10.96)	0:23.92 [8] (0:11.66)	0:12.26 [8] (0:12.26)										
Average Speed [km/h]	50.0	68.5	65.9	62.1	58.8										
Top Speed [km/h]	69.2	69.9	67.6	64.1	61.2										
Avg. Dist. to Rail [m]	2.5	3.4	1.4	3.4	4.5										
Avg. Stride Freq. [Hz]	2.5	2.5	2.4	2.4	2.3										
Avg. Stride Length [m]	6.9	7.5	7.5	7.3	7.0										





Horse/Jockey Name	Sugar Queen
Final Rank	9
Fastest Section Time (Section)	0:10.77 (Overall)
Top Speed [km/h] (Section)	67.8 (600m)
Race State	Finished

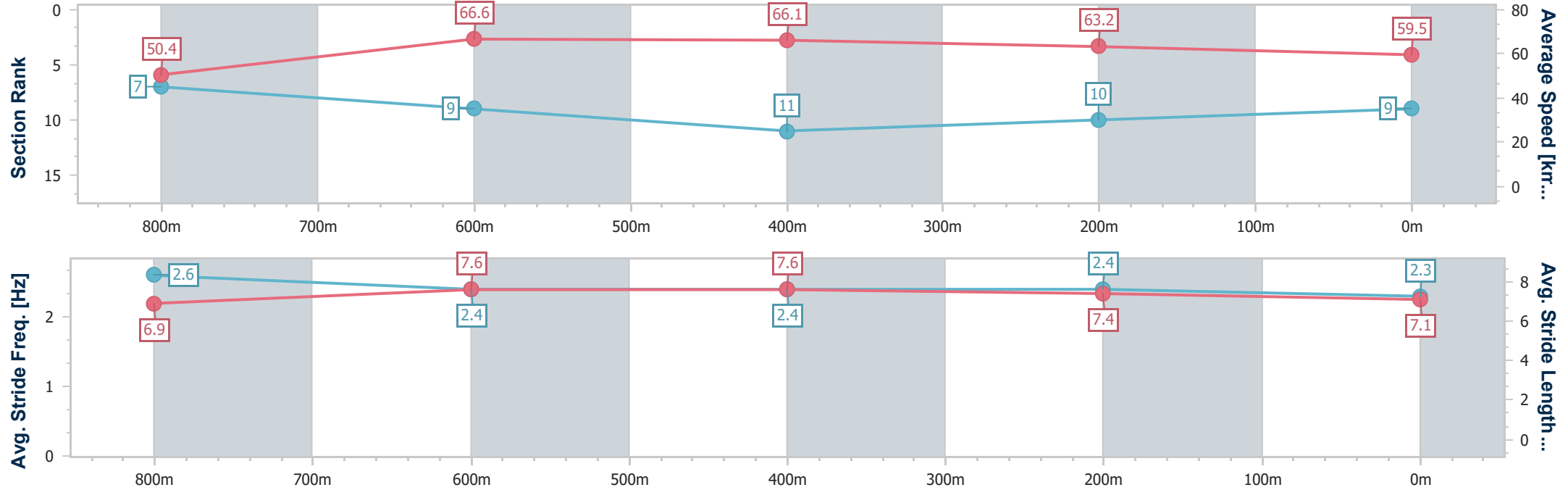


Ladbroke's Cannon Park QLD Professional
Race 2: RED BERET HOTEL QTIS Two-Year-Old and Three-Year
-Old Maiden Plate - 950m
18 July 2024 - 11:54



Track Rating: Soft 5, Weather: Fine, Rail Position: True

Section	Overall	800m	600m	400m	200m														
Section Times	0:56.26 [9] (0:10.77)	0:45.49 [7] (0:10.80)	0:34.69 [9] (0:11.04)	0:23.65 [11] (0:11.55)	0:12.10 [10] (0:12.10)														
Average Speed [km/h]	50.4	66.6	66.1	63.2	59.5														
Top Speed [km/h]	66.6	67.3	67.8	64.5	61.9														
Avg. Dist. to Rail [m]	8.5	2.8	1.8	6.4	6.3														
Avg. Stride Freq. [Hz]	2.6	2.4	2.4	2.4	2.3														
Avg. Stride Length [m]	6.9	7.6	7.6	7.4	7.1														





Horse/Jockey Name	Isla Girl
Final Rank	10
Fastest Section Time (Section)	0:10.28 (800m)
Top Speed [km/h] (Section)	71.9 (800m)
Race State	Finished



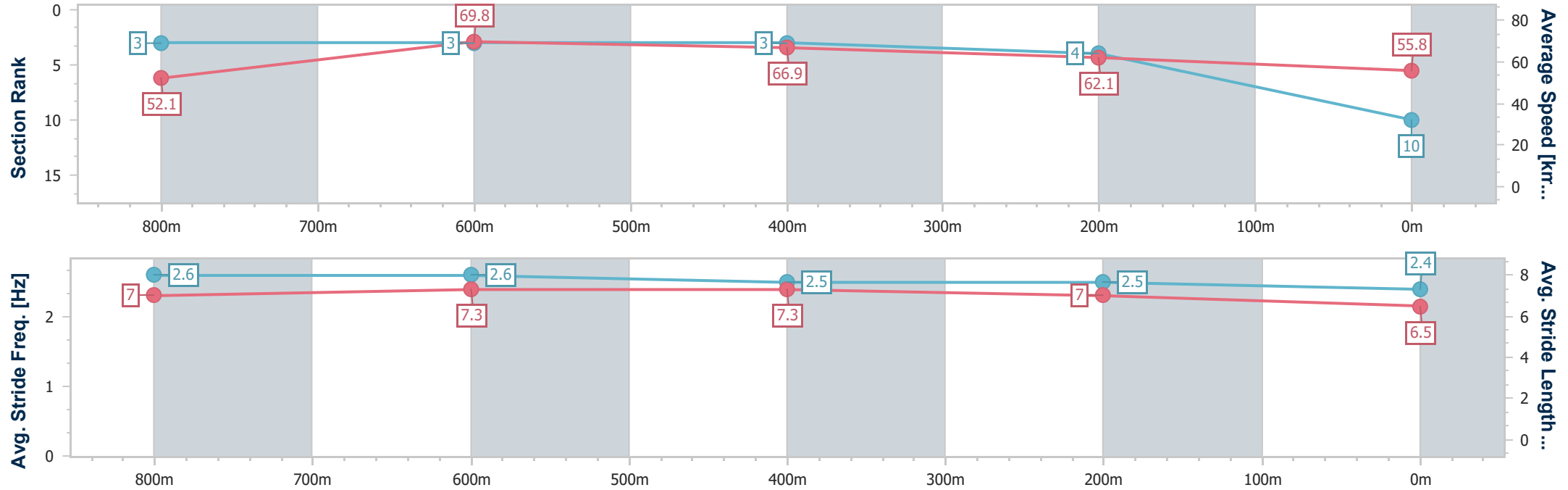
Ladbrokes Cannon Park QLD Professional
Race 2: RED BERET HOTEL QTIS Two-Year-Old and Three-Year
-Old Maiden Plate - 950m

18 July 2024 - 11:54

Track Rating: Soft 5, Weather: Fine, Rail Position: True



Section	Overall	800m	600m	400m	200m														
Section Times	0:56.39 [10] (0:10.40)	0:45.99 [3] (0:10.28)	0:35.71 [3] (0:11.08)	0:24.63 [3] (0:11.76)	0:12.87 [4] (0:12.87)														
Average Speed [km/h]	52.1	69.8	66.9	62.1	55.8														
Top Speed [km/h]	71.9	71.9	68.5	64.6	60.7														
Avg. Dist. to Rail [m]	6.3	2.5	3.9	6.6	7.9														
Avg. Stride Freq. [Hz]	2.6	2.6	2.5	2.5	2.4														
Avg. Stride Length [m]	7.0	7.3	7.3	7.0	6.5														





Horse/Jockey Name	Parvulus
Final Rank	11
Fastest Section Time (Section)	0:10.37 (800m)
Top Speed [km/h] (Section)	70.3 (800m)
Race State	Finished



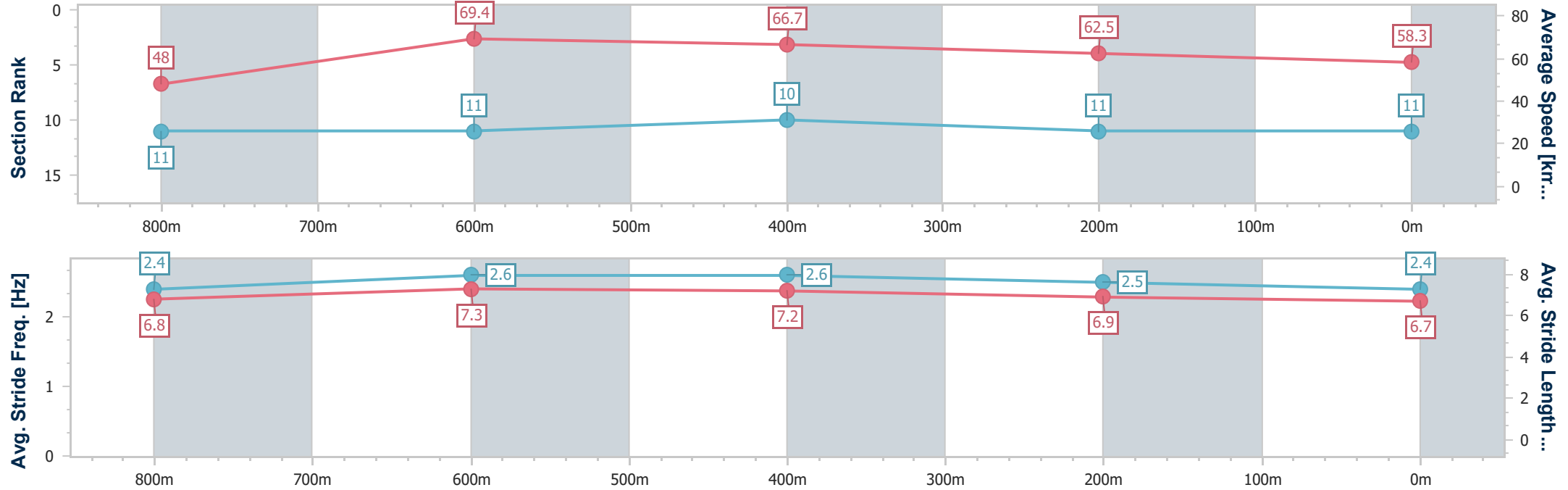
Ladbrokes Cannon Park QLD Professional
Race 2: RED BERET HOTEL QTIS Two-Year-Old and Three-Year
-Old Maiden Plate - 950m

18 July 2024 - 11:54

Track Rating: Soft 5, Weather: Fine, Rail Position: True



Section	Overall	800m	600m	400m	200m														
Section Times	0:56.65 [11] (0:11.24)	0:45.41 [11] (0:10.37)	0:35.04 [11] (0:11.00)	0:24.04 [10] (0:11.70)	0:12.34 [11] (0:12.34)														
Average Speed [km/h]	48.0	69.4	66.7	62.5	58.3														
Top Speed [km/h]	69.1	70.3	69.2	64.7	60.6														
Avg. Dist. to Rail [m]	6.7	3.0	2.6	6.4	5.8														
Avg. Stride Freq. [Hz]	2.4	2.6	2.6	2.5	2.4														
Avg. Stride Length [m]	6.8	7.3	7.2	6.9	6.7														





Horse/Jockey Name	Hoofin' Bar
Final Rank	12
Fastest Section Time (Section)	0:10.66 (800m)
Top Speed [km/h] (Section)	68.8 (800m)
Race State	Finished

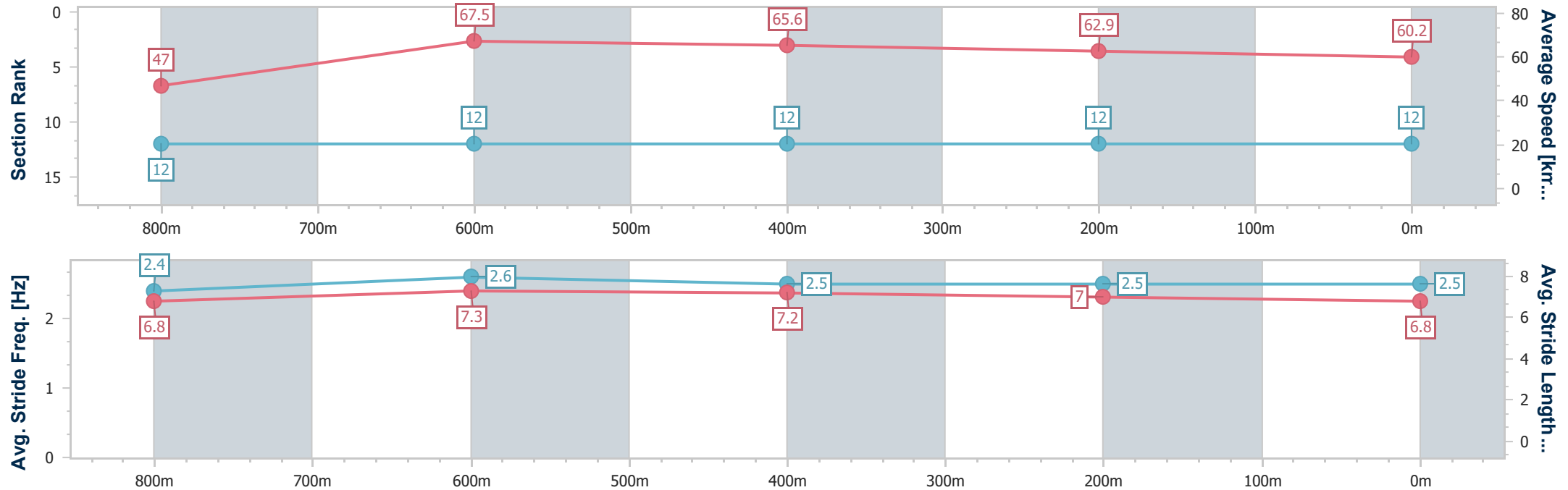


Ladbrokes Cannon Park QLD Professional
Race 2: RED BERET HOTEL QTIS Two-Year-Old and Three-Year
-Old Maiden Plate - 950m
18 July 2024 - 11:54



Track Rating: Soft 5, Weather: Fine, Rail Position: True

Section	Overall	800m	600m	400m	200m									
Section Times	0:56.93 [12] (0:11.55)	0:45.38 [12] (0:10.66)	0:34.72 [12] (0:11.16)	0:23.56 [12] (0:11.61)	0:11.95 [12] (0:11.95)									
Average Speed [km/h]	47.0	67.5	65.6	62.9	60.2									
Top Speed [km/h]	66.2	68.8	68.3	63.9	63.4									
Avg. Dist. to Rail [m]	8.9	6.1	2.6	7.1	10.1									
Avg. Stride Freq. [Hz]	2.4	2.6	2.5	2.5	2.5									
Avg. Stride Length [m]	6.8	7.3	7.2	7.0	6.8									





Ladbroke's Cannon Park QLD Professional
Race 3: MAGIC MILLIONS/ROB KOCH MEMORIAL/FNQ UP & COMING
STAYERS BENCHMARK 70 Handicap - 2100m
18 July 2024 - 12:28



Track Rating: Soft 5, Weather: Fine, Rail Position: True

Section						Overall	2000m	1800m	1600m	1400m	1200m	1000m	Last 600m		
Field Times						2:10.48 (0:08.47)	2:02.01 (0:11.53)	1:50.48 (0:11.92)	1:38.56 (0:12.38)	1:26.18 (0:11.92)	1:14.26 (0:11.87)	1:02.39 (0:12.06)	0:38.16		
Rank	TAB	Horse/Jockey	Barrier	Top Speed [km/h]	Fastest Section										Distance Travelled [m]
1	3	SECRET LOCATION	2	62.6	0:08.80	2:10.48 [1]	2:01.68 [5]	1:50.05 [4]	1:37.93 [3]	1:25.54 [3]	1:13.69 [5]	1:01.91 [4]	0:38.09		
		Scott Sheargold		1200m	Overall	(0:08.80)	(0:11.63)	(0:12.12)	(0:12.39)	(0:11.85)	(0:11.78)	(0:12.03)			
2	9	MODERN LEGEND	3	62.6	0:08.75	2:11.09 [2]	2:02.34 [3]	1:50.36 [8]	1:37.89 [9]	1:25.53 [9]	1:13.74 [9]	1:01.94 [9]	0:37.77	-2	
		Chris Whiteley		1400m	Overall	(0:08.75)	(0:11.98)	(0:12.47)	(0:12.36)	(0:11.79)	(0:11.80)	(0:12.11)			
3	6	LETS TORQUE A DEEL	5	62.9	0:08.89	2:11.95 [3]	2:03.06 [6]	1:51.44 [5]	1:39.21 [5]	1:26.96 [4]	1:15.22 [3]	1:03.44 [3]	0:39.41	+6	
		Leah Martyn		2000m	Overall	(0:08.89)	(0:11.62)	(0:12.23)	(0:12.25)	(0:11.74)	(0:11.78)	(0:11.99)			
4	4	I SAY BOOM	6	62.7	0:08.98	2:12.15 [4]	2:03.17 [8]	1:51.46 [7]	1:39.23 [7]	1:26.86 [7]	1:15.11 [6]	1:03.35 [6]	0:39.20	+4	
		Jackson Murphy		1200m	Overall	(0:08.98)	(0:11.71)	(0:12.23)	(0:12.37)	(0:11.75)	(0:11.76)	(0:12.05)			
5	2	LAST NOT LEAST	8	64.3	0:08.78	2:12.18 [5]	2:03.40 [4]	1:51.96 [2]	1:40.09 [2]	1:27.67 [2]	1:15.82 [2]	1:03.86 [2]	0:39.82	-15	
		Chelsea Jokic		2000m	Overall	(0:08.78)	(0:11.44)	(0:11.87)	(0:12.42)	(0:11.85)	(0:11.96)	(0:12.04)			
6	1	GAELIC	4	64.1	0:08.95	2:12.21 [6]	2:03.26 [7]	1:51.58 [6]	1:39.44 [6]	1:26.90 [8]	1:15.13 [8]	1:03.34 [7]	0:39.22	-5	
		Masayuki Abe		2000m	Overall	(0:08.95)	(0:11.68)	(0:12.14)	(0:12.54)	(0:11.77)	(0:11.79)	(0:12.05)			
7	5	MA MA'S ROSE	9	63.3	0:09.25	2:12.39 [7]	2:03.14 [9]	1:51.48 [9]	1:39.39 [8]	1:27.14 [6]	1:15.32 [7]	1:03.50 [8]	0:39.05	+2	
		Zac Sprie		2000m	Overall	(0:09.25)	(0:11.66)	(0:12.09)	(0:12.25)	(0:11.82)	(0:11.82)	(0:12.27)			
8	7	HOW AWESOME	7	63.6	0:08.47	2:12.89 [8]	2:04.42 [1]	1:52.89 [1]	1:40.97 [1]	1:28.59 [1]	1:16.67 [1]	1:04.80 [1]	0:40.57	-8	
		Nathan Thomas		2000m	Overall	(0:08.47)	(0:11.53)	(0:11.92)	(0:12.38)	(0:11.92)	(0:11.87)	(0:12.06)			
9	8	MELANIN	1	62.8	0:08.68	2:14.28 [9]	2:05.60 [2]	1:53.96 [3]	1:41.63 [4]	1:29.24 [5]	1:17.50 [4]	1:05.63 [5]	0:41.36	+5	
		Lacey Morrison		2000m	Overall	(0:08.68)	(0:11.64)	(0:12.33)	(0:12.39)	(0:11.74)	(0:11.87)	(0:12.19)			



Ladbrokes Cannon Park QLD Professional
Race 3: MAGIC MILLIONS/ROB KOCH MEMORIAL/FNQ UP & COMING
STAYERS BENCHMARK 70 Handicap - 2100m
18 July 2024 - 12:28



Track Rating: Soft 5, Weather: Fine, Rail Position: True

Section		Field Times				800m	600m	400m	200m	Last 600m		
						0:50.33 (0:12.17)	0:38.16 (0:12.30)	0:25.86 (0:12.73)	0:13.13 (0:13.13)	0:38.16		
Rank	TAB	Horse/Jockey	Barrier	Top Speed [km/h]	Fastest Section					Margin	Distance Travelled [m]	
1	3	SECRET LOCATION	2	62.6	0:08.80	0:49.88 [4]	0:38.09 [3]	0:25.86 [1]	0:13.13 [1]	2:10.48	0:38.09	
		Scott Sheargold		1200m	Overall	(0:11.79)	(0:12.23)	(0:12.73)	(0:13.13)			
2	9	MODERN LEGEND	3	62.6	0:08.75	0:49.83 [9]	0:37.77 [8]	0:25.49 [6]	0:12.87 [3]	3.59L	0:37.77	-2
		Chris Whiteley		1400m	Overall	(0:12.06)	(0:12.28)	(0:12.62)	(0:12.87)			
3	6	LETS TORQUE A DEEL	5	62.9	0:08.89	0:51.45 [3]	0:39.41 [4]	0:26.64 [4]	0:13.38 [5]	8.62L	0:39.41	+6
		Leah Martyn		2000m	Overall	(0:12.04)	(0:12.77)	(0:13.26)	(0:13.38)			
4	4	I SAY BOOM	6	62.7	0:08.98	0:51.30 [6]	0:39.20 [6]	0:26.56 [5]	0:13.57 [6]	9.81L	0:39.20	+4
		Jackson Murphy		1200m	Overall	(0:12.10)	(0:12.64)	(0:12.99)	(0:13.57)			
5	2	LAST NOT LEAST	8	64.3	0:08.78	0:51.82 [2]	0:39.82 [2]	0:27.31 [3]	0:14.00 [2]	10L	0:39.82	-15
		Chelsea Jokic		2000m	Overall	(0:12.00)	(0:12.51)	(0:13.31)	(0:14.00)			
6	1	GAELIC	4	64.1	0:08.95	0:51.29 [7]	0:39.22 [7]	0:26.44 [8]	0:13.51 [7]	10.17L	0:39.22	-5
		Masayuki Abe		2000m	Overall	(0:12.07)	(0:12.78)	(0:12.93)	(0:13.51)			
7	5	MA MA'S ROSE	9	63.3	0:09.25	0:51.23 [8]	0:39.05 [9]	0:26.36 [9]	0:13.32 [8]	11.25L	0:39.05	+2
		Zac Sprie		2000m	Overall	(0:12.18)	(0:12.69)	(0:13.04)	(0:13.32)			
8	7	HOW AWESOME	7	63.6	0:08.47	0:52.74 [1]	0:40.57 [1]	0:28.08 [2]	0:14.52 [4]	14.18L	0:40.57	-8
		Nathan Thomas		2000m	Overall	(0:12.17)	(0:12.49)	(0:13.56)	(0:14.52)			
9	8	MELANIN	1	62.8	0:08.68	0:53.44 [5]	0:41.36 [5]	0:28.57 [7]	0:15.19 [9]	22.37L	0:41.36	+5
		Lacey Morrison		2000m	Overall	(0:12.08)	(0:12.79)	(0:13.38)	(0:15.19)			



Horse/Jockey Name	Secret Location
Final Rank	1
Fastest Section Time (Section)	0:08.80 (Overall)
Top Speed [km/h] (Section)	62.6 (1200m)
Race State	Finished



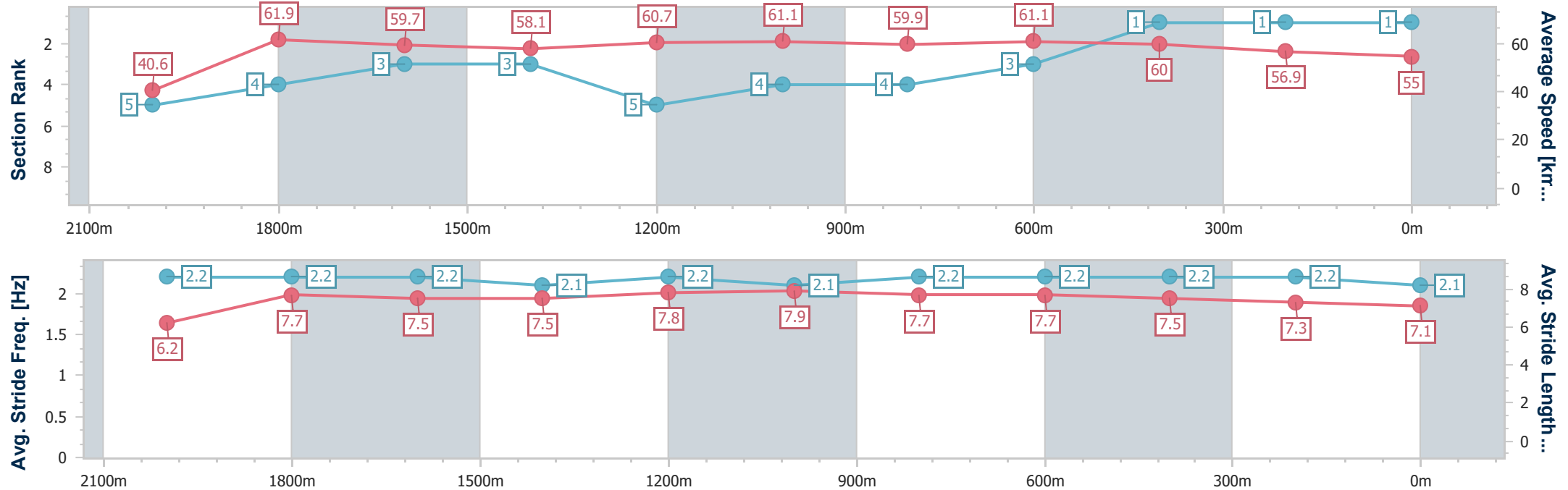
Ladbroke's Cannon Park QLD Professional
Race 3: MAGIC MILLIONS/ROB KOCH MEMORIAL/FNQ UP &
COMING STAYERS BENCHMARK 70 Handicap - 2100m

18 July 2024 - 12:28

Track Rating: Soft 5, Weather: Fine, Rail Position: True



Section	Overall	2000m	1800m	1600m	1400m	1200m	1000m	800m	600m	400m	200m		
Section Times	2:10.48 [1] (0:08.80)	2:01.68 [5] (0:11.63)	1:50.05 [4] (0:12.12)	1:37.93 [3] (0:12.39)	1:25.54 [3] (0:11.85)	1:13.69 [5] (0:11.78)	1:01.91 [4] (0:12.03)	0:49.88 [4] (0:11.79)	0:38.09 [3] (0:12.23)	0:25.86 [1] (0:12.73)	0:13.13 [1]		
Average Speed [km/h]	40.6	61.9	59.7	58.1	60.7	61.1	59.9	61.1	60.0	56.9	55.0		
Top Speed [km/h]	60.9	62.2	62.1	59.2	62.6	62.6	60.8	61.8	61.8	57.9	56.2		
Avg. Dist. to Rail [m]	0.2	0.7	0.9	0.4	0.9	0.6	0.8	2.1	2.5	3.0	2.4		
Avg. Stride Freq. [Hz]	2.2	2.2	2.2	2.1	2.2	2.1	2.2	2.2	2.2	2.2	2.1		
Avg. Stride Length [m]	6.2	7.7	7.5	7.5	7.8	7.9	7.7	7.7	7.5	7.3	7.1		





Horse/Jockey Name	Modern Legend
Final Rank	2
Fastest Section Time (Section)	0:08.75 (Overall)
Top Speed [km/h] (Section)	62.6 (1400m)
Race State	Finished



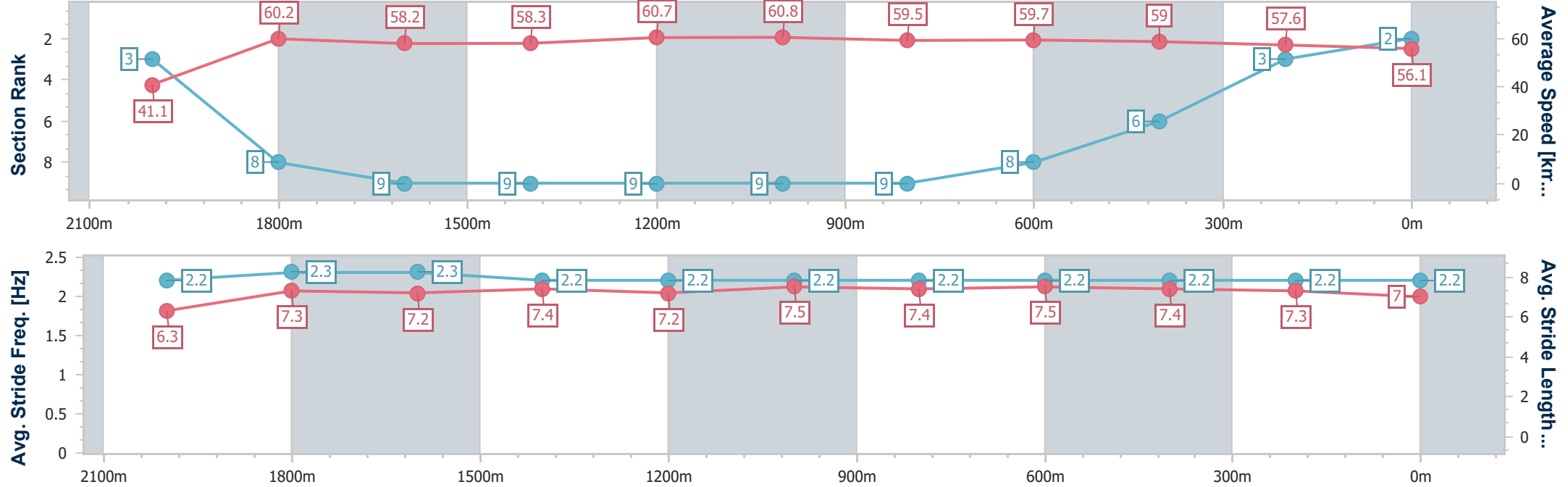
Ladbroke's Cannon Park QLD Professional
Race 3: MAGIC MILLIONS/ROB KOCH MEMORIAL/FNQ UP &
COMING STAYERS BENCHMARK 70 Handicap - 2100m

18 July 2024 - 12:28

Track Rating: Soft 5, Weather: Fine, Rail Position: True



Section	Overall	2000m	1800m	1600m	1400m	1200m	1000m	800m	600m	400m	200m		
Section Times	2:11.09 [2] (0:08.75)	2:02.34 [3] (0:11.98)	1:50.36 [8] (0:12.47)	1:37.89 [9] (0:12.36)	1:25.53 [9] (0:11.79)	1:13.74 [9] (0:11.80)	1:01.94 [9] (0:12.11)	0:49.83 [9] (0:12.06)	0:37.77 [8] (0:12.28)	0:25.49 [6] (0:12.62)	0:12.87 [3] (0:12.87)		
Average Speed [km/h]	41.1	60.2	58.2	58.3	60.7	60.8	59.5	59.7	59.0	57.6	56.1		
Top Speed [km/h]	58.9	61.0	59.3	58.5	62.6	62.5	60.0	60.5	59.6	58.8	57.1		
Avg. Dist. to Rail [m]	5.0	4.7	2.4	1.1	1.4	0.7	0.6	1.1	1.5	4.1	5.3		
Avg. Stride Freq. [Hz]	2.2	2.3	2.3	2.2	2.2	2.2	2.2	2.2	2.2	2.2	2.2		
Avg. Stride Length [m]	6.3	7.3	7.2	7.4	7.2	7.5	7.4	7.5	7.4	7.3	7.0		



- [] Ranking at each section and finish
- .-.- No data available at this section
- NA No data available



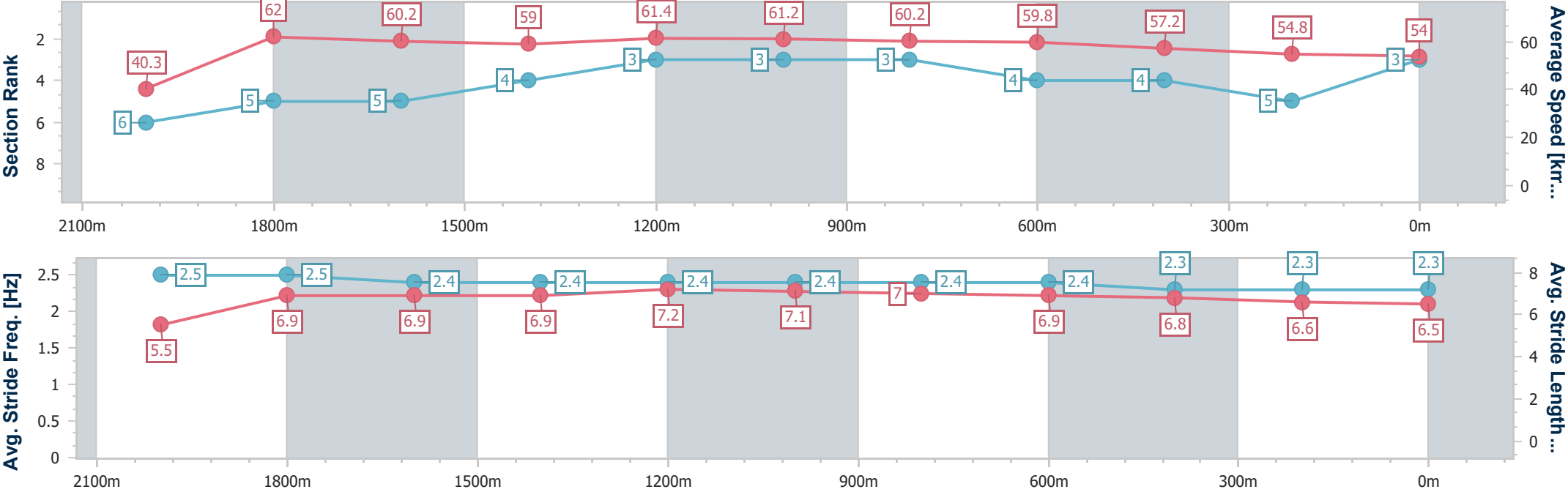
Horse/Jockey Name	Lets Torque A Deel
Final Rank	3
Fastest Section Time (Section)	0:08.89 (Overall)
Top Speed [km/h] (Section)	62.9 (2000m)
Race State	Finished



Ladbroke's Cannon Park QLD Professional
Race 3: MAGIC MILLIONS/ROB KOCH MEMORIAL/FNQ UP & COMING STAYERS BENCHMARK 70 Handicap - 2100m
18 July 2024 - 12:28
Track Rating: Soft 5, Weather: Fine, Rail Position: True



Section	Overall	2000m	1800m	1600m	1400m	1200m	1000m	800m	600m	400m	200m		
Section Times	2:11.95 [3] (0:08.89)	2:03.06 [6] (0:11.62)	1:51.44 [5] (0:12.23)	1:39.21 [5] (0:12.25)	1:26.96 [4] (0:11.74)	1:15.22 [3] (0:11.78)	1:03.44 [3] (0:11.99)	0:51.45 [3] (0:12.04)	0:39.41 [4] (0:12.77)	0:26.64 [4] (0:13.26)	0:13.38 [5] (0:13.38)		
Average Speed [km/h]	40.3	62.0	60.2	59.0	61.4	61.2	60.2	59.8	57.2	54.8	54.0		
Top Speed [km/h]	59.2	62.9	61.4	60.3	62.4	62.1	60.8	60.3	58.9	55.7	54.4		
Avg. Dist. to Rail [m]	6.6	5.5	3.1	1.5	1.0	0.8	1.2	3.6	2.8	4.9	8.6		
Avg. Stride Freq. [Hz]	2.5	2.5	2.4	2.4	2.4	2.4	2.4	2.4	2.3	2.3	2.3		
Avg. Stride Length [m]	5.5	6.9	6.9	6.9	7.2	7.1	7.0	6.9	6.8	6.6	6.5		





Horse/Jockey Name	I Say Boom
Final Rank	4
Fastest Section Time (Section)	0:08.98 (Overall)
Top Speed [km/h] (Section)	62.7 (1200m)
Race State	Finished



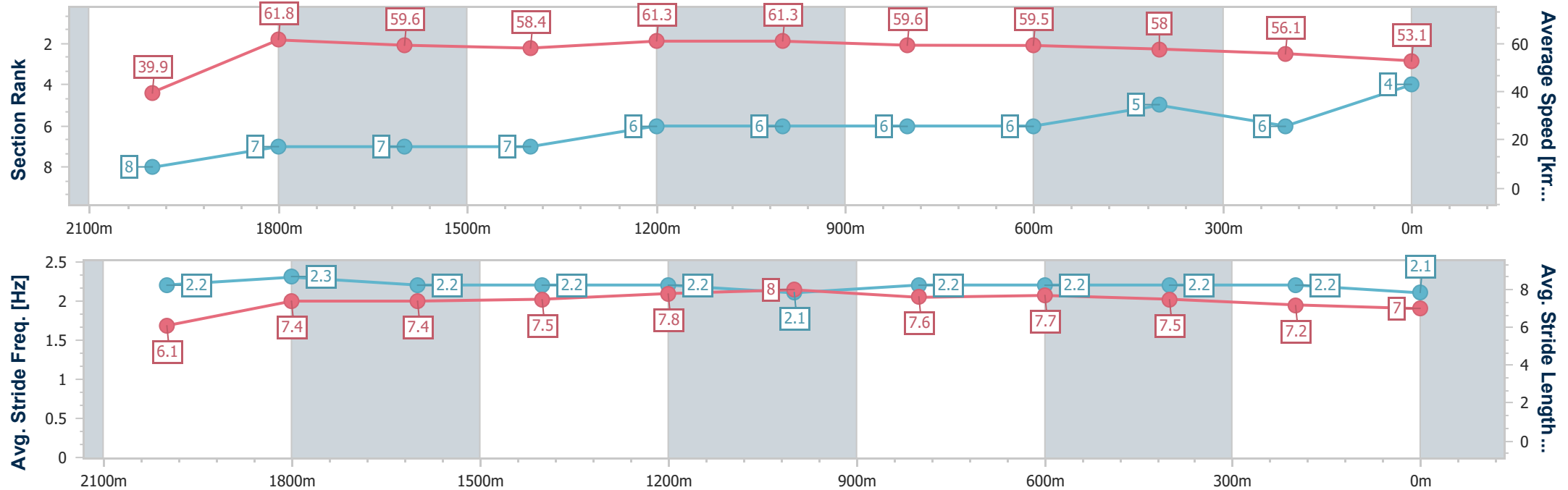
Ladbrokes Cannon Park QLD Professional
Race 3: MAGIC MILLIONS/ROB KOCH MEMORIAL/FNQ UP &
COMING STAYERS BENCHMARK 70 Handicap - 2100m

18 July 2024 - 12:28

Track Rating: Soft 5, Weather: Fine, Rail Position: True



Section	Overall	2000m	1800m	1600m	1400m	1200m	1000m	800m	600m	400m	200m		
Section Times	2:12.15 [4] (0:08.98)	2:03.17 [8] (0:11.71)	1:51.46 [7] (0:12.23)	1:39.23 [7] (0:12.37)	1:26.86 [7] (0:11.75)	1:15.11 [6] (0:11.76)	1:03.35 [6] (0:12.05)	0:51.30 [6] (0:12.10)	0:39.20 [6] (0:12.64)	0:26.56 [5] (0:12.99)	0:13.57 [6] (0:13.57)		
Average Speed [km/h]	39.9	61.8	59.6	58.4	61.3	61.3	59.6	59.5	58.0	56.1	53.1		
Top Speed [km/h]	57.5	62.7	62.4	59.6	62.5	62.7	61.2	60.7	59.9	57.6	53.9		
Avg. Dist. to Rail [m]	7.0	4.0	2.4	0.7	0.9	0.2	0.8	2.4	2.7	5.0	6.9		
Avg. Stride Freq. [Hz]	2.2	2.3	2.2	2.2	2.2	2.1	2.2	2.2	2.2	2.2	2.1		
Avg. Stride Length [m]	6.1	7.4	7.4	7.5	7.8	8.0	7.6	7.7	7.5	7.2	7.0		





Horse/Jockey Name	Last Not Least
Final Rank	5
Fastest Section Time (Section)	0:08.78 (Overall)
Top Speed [km/h] (Section)	64.3 (2000m)
Race State	Finished



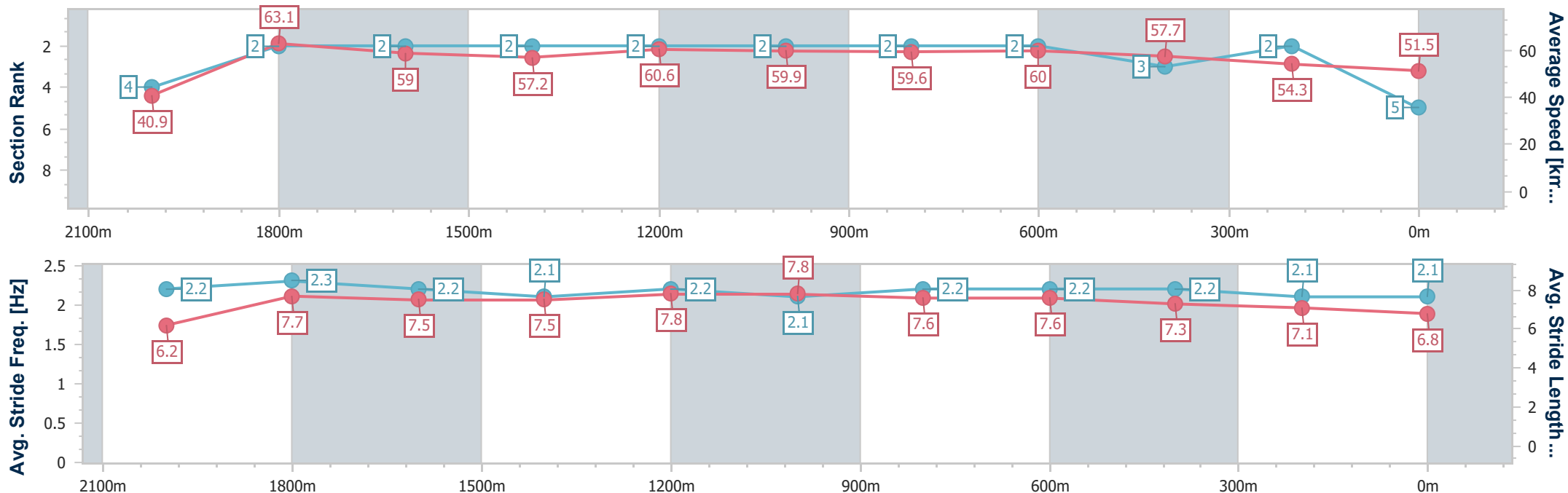
Ladbroke's Cannon Park QLD Professional
Race 3: MAGIC MILLIONS/ROB KOCH MEMORIAL/FNQ UP &
COMING STAYERS BENCHMARK 70 Handicap - 2100m

18 July 2024 - 12:28

Track Rating: Soft 5, Weather: Fine, Rail Position: True



Section	Overall	2000m	1800m	1600m	1400m	1200m	1000m	800m	600m	400m	200m		
Section Times	2:12.18 [5] (0:08.78)	2:03.40 [4] (0:11.44)	1:51.96 [2] (0:11.87)	1:40.09 [2] (0:12.42)	1:27.67 [2] (0:11.85)	1:15.82 [2] (0:11.96)	1:03.86 [2] (0:12.04)	0:51.82 [2] (0:12.00)	0:39.82 [2] (0:12.51)	0:27.31 [3] (0:13.31)	0:14.00 [2] (0:14.00)		
Average Speed [km/h]	40.9	63.1	59.0	57.2	60.6	59.9	59.6	60.0	57.7	54.3	51.5		
Top Speed [km/h]	61.0	64.3	62.8	58.5	62.9	61.9	61.4	61.4	60.3	55.6	53.5		
Avg. Dist. to Rail [m]	4.2	2.6	2.5	4.1	1.6	1.0	0.8	0.5	0.7	2.1	2.8		
Avg. Stride Freq. [Hz]	2.2	2.3	2.2	2.1	2.2	2.1	2.2	2.2	2.2	2.1	2.1		
Avg. Stride Length [m]	6.2	7.7	7.5	7.5	7.8	7.8	7.6	7.6	7.3	7.1	6.8		





Horse/Jockey Name	Gaelic
Final Rank	6
Fastest Section Time (Section)	0:08.95 (Overall)
Top Speed [km/h] (Section)	64.1 (2000m)
Race State	Finished



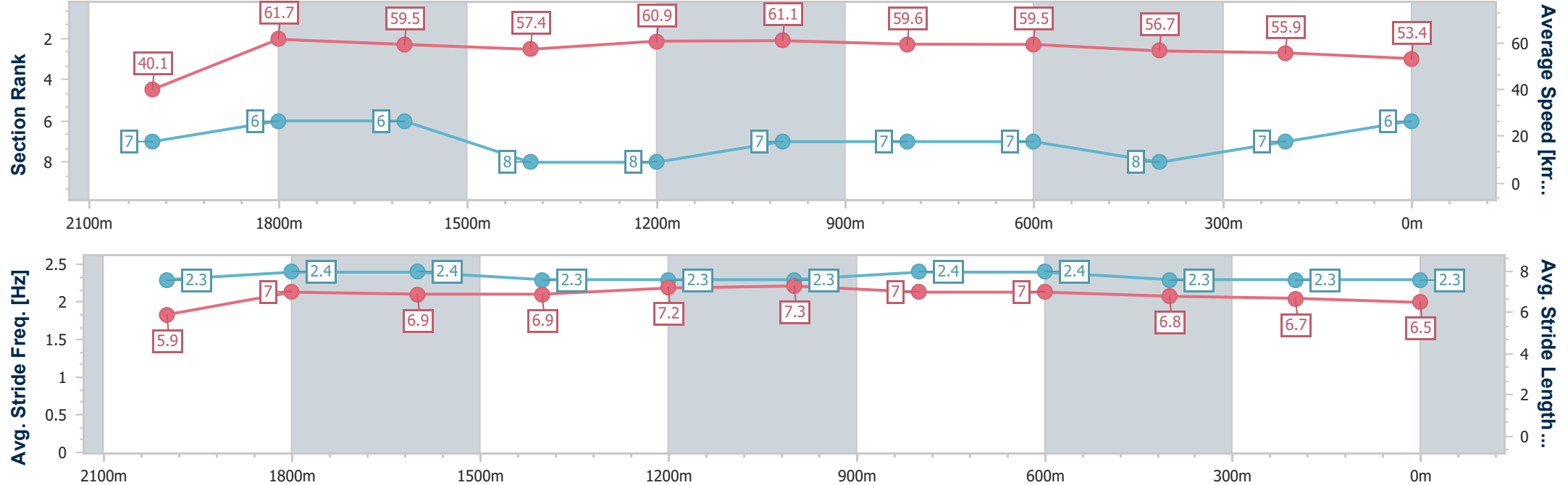
Ladbroke's Cannon Park QLD Professional
Race 3: MAGIC MILLIONS/ROB KOCH MEMORIAL/FNQ UP &
COMING STAYERS BENCHMARK 70 Handicap - 2100m

18 July 2024 - 12:28

Track Rating: Soft 5, Weather: Fine, Rail Position: True



Section	Overall	2000m	1800m	1600m	1400m	1200m	1000m	800m	600m	400m	200m		
Section Times	2:12.21 [6] (0:08.95)	2:03.26 [7] (0:11.68)	1:51.58 [6] (0:12.14)	1:39.44 [6] (0:12.54)	1:26.90 [8] (0:11.77)	1:15.13 [8] (0:11.79)	1:03.34 [7] (0:12.05)	0:51.29 [7] (0:12.07)	0:39.22 [7] (0:12.78)	0:26.44 [8] (0:12.93)	0:13.51 [7] (0:13.51)		
Average Speed [km/h]	40.1	61.7	59.5	57.4	60.9	61.1	59.6	59.5	56.7	55.9	53.4		
Top Speed [km/h]	57.8	64.1	62.4	58.9	63.0	63.1	60.6	60.5	58.8	57.5	53.9		
Avg. Dist. to Rail [m]	4.9	1.4	0.6	0.5	1.5	0.9	0.7	0.9	1.0	3.5	6.4		
Avg. Stride Freq. [Hz]	2.3	2.4	2.4	2.3	2.3	2.3	2.4	2.4	2.3	2.3	2.3		
Avg. Stride Length [m]	5.9	7.0	6.9	6.9	7.2	7.3	7.0	7.0	6.8	6.7	6.5		





Horse/Jockey Name	Ma Ma's Rose
Final Rank	7
Fastest Section Time (Section)	0:09.25 (Overall)
Top Speed [km/h] (Section)	63.3 (2000m)
Race State	Finished



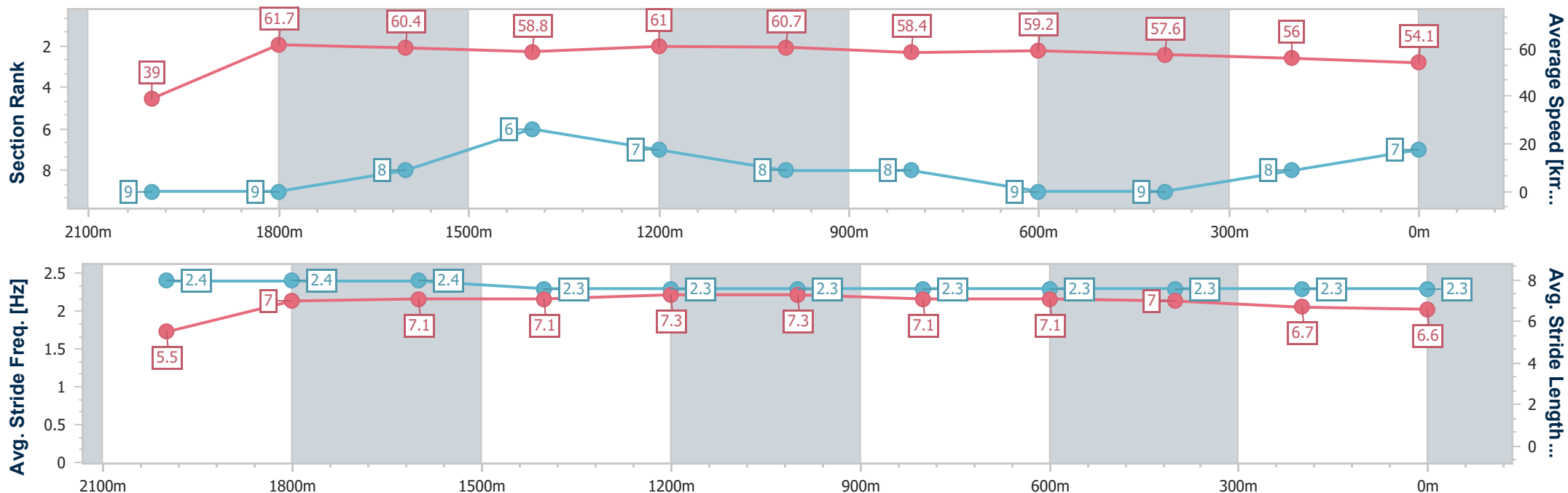
Ladbroke's Cannon Park QLD Professional
Race 3: MAGIC MILLIONS/ROB KOCH MEMORIAL/FNQ UP &
COMING STAYERS BENCHMARK 70 Handicap - 2100m

18 July 2024 - 12:28

Track Rating: Soft 5, Weather: Fine, Rail Position: True



Section	Overall	2000m	1800m	1600m	1400m	1200m	1000m	800m	600m	400m	200m		
Section Times	2:12.39 [7] (0:09.25)	2:03.14 [9] (0:11.66)	1:51.48 [9] (0:12.09)	1:39.39 [8] (0:12.25)	1:27.14 [6] (0:11.82)	1:15.32 [7] (0:11.82)	1:03.50 [8] (0:12.27)	0:51.23 [8] (0:12.18)	0:39.05 [9] (0:12.69)	0:26.36 [9] (0:13.04)	0:13.32 [8] (0:13.32)		
Average Speed [km/h]	39.0	61.7	60.4	58.8	61.0	60.7	58.4	59.2	57.6	56.0	54.1		
Top Speed [km/h]	59.8	63.3	63.0	60.6	62.0	61.4	59.3	59.9	59.0	56.9	55.4		
Avg. Dist. to Rail [m]	6.5	4.7	2.9	0.3	0.6	1.0	0.8	2.5	2.4	5.8	9.5		
Avg. Stride Freq. [Hz]	2.4	2.4	2.4	2.3	2.3	2.3	2.3	2.3	2.3	2.3	2.3		
Avg. Stride Length [m]	5.5	7.0	7.1	7.1	7.3	7.3	7.1	7.1	7.0	6.7	6.6		





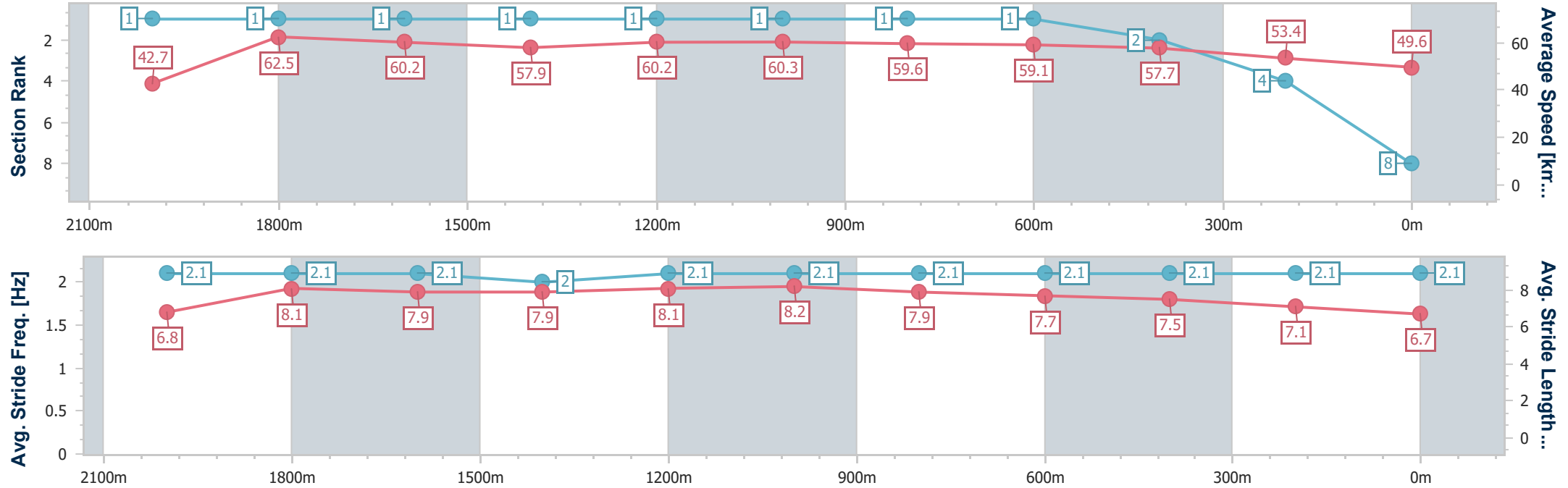
Horse/Jockey Name	How Awesome
Final Rank	8
Fastest Section Time (Section)	0:08.47 (Overall)
Top Speed [km/h] (Section)	63.6 (2000m)
Race State	Finished



Ladbrokes Cannon Park QLD Professional
Race 3: MAGIC MILLIONS/ROB KOCH MEMORIAL/FNQ UP & COMING STAYERS BENCHMARK 70 Handicap - 2100m
18 July 2024 - 12:28
Track Rating: Soft 5, Weather: Fine, Rail Position: True



Section	Overall	2000m	1800m	1600m	1400m	1200m	1000m	800m	600m	400m	200m		
Section Times	2:12.89 [8] (0:08.47)	2:04.42 [1] (0:11.53)	1:52.89 [1] (0:11.92)	1:40.97 [1] (0:12.38)	1:28.59 [1] (0:11.92)	1:16.67 [1] (0:11.87)	1:04.80 [1] (0:12.06)	0:52.74 [1] (0:12.17)	0:40.57 [1] (0:12.49)	0:28.08 [2] (0:13.56)	0:14.52 [4] (0:14.52)		
Average Speed [km/h]	42.7	62.5	60.2	57.9	60.2	60.3	59.6	59.1	57.7	53.4	49.6		
Top Speed [km/h]	60.8	63.6	61.8	58.5	61.3	61.1	60.3	59.9	59.9	54.9	52.3		
Avg. Dist. to Rail [m]	6.0	3.1	1.5	1.6	2.7	1.1	0.6	0.2	0.6	2.3	4.9		
Avg. Stride Freq. [Hz]	2.1	2.1	2.1	2.0	2.1	2.1	2.1	2.1	2.1	2.1	2.1		
Avg. Stride Length [m]	6.8	8.1	7.9	7.9	8.1	8.2	7.9	7.7	7.5	7.1	6.7		





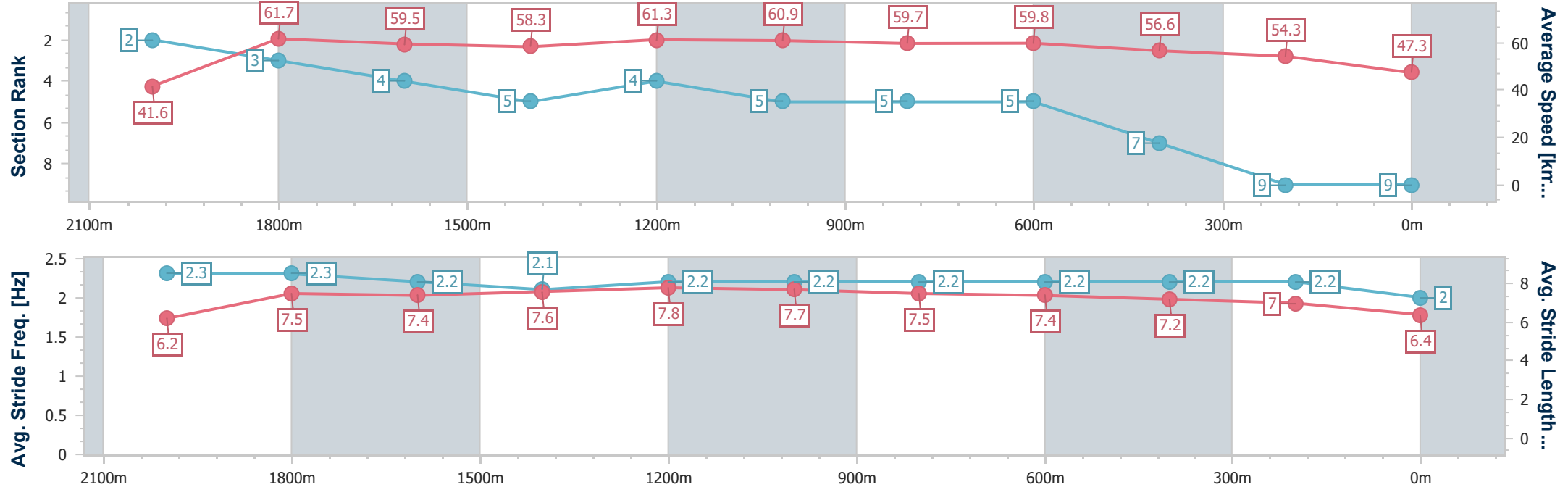
Horse/Jockey Name	Melanin
Final Rank	9
Fastest Section Time (Section)	0:08.68 (Overall)
Top Speed [km/h] (Section)	62.8 (2000m)
Race State	Finished



Ladbroke's Cannon Park QLD Professional
Race 3: MAGIC MILLIONS/ROB KOCH MEMORIAL/FNQ UP & COMING STAYERS BENCHMARK 70 Handicap - 2100m
18 July 2024 - 12:28
Track Rating: Soft 5, Weather: Fine, Rail Position: True



Section	Overall	2000m	1800m	1600m	1400m	1200m	1000m	800m	600m	400m	200m		
Section Times	2:14.28 [9] (0:08.68)	2:05.60 [2] (0:11.64)	1:53.96 [3] (0:12.33)	1:41.63 [4] (0:12.39)	1:29.24 [5] (0:11.74)	1:17.50 [4] (0:11.87)	1:05.63 [5] (0:12.19)	0:53.44 [5] (0:12.08)	0:41.36 [5] (0:12.79)	0:28.57 [7] (0:13.38)	0:15.19 [9] (0:15.19)		
Average Speed [km/h]	41.6	61.7	59.5	58.3	61.3	60.9	59.7	59.8	56.6	54.3	47.3		
Top Speed [km/h]	59.9	62.8	62.6	59.3	62.8	62.7	61.2	61.0	58.5	56.2	51.5		
Avg. Dist. to Rail [m]	2.5	2.9	2.8	0.6	0.8	1.6	1.9	2.0	1.2	2.8	3.0		
Avg. Stride Freq. [Hz]	2.3	2.3	2.2	2.1	2.2	2.2	2.2	2.2	2.2	2.2	2.0		
Avg. Stride Length [m]	6.2	7.5	7.4	7.6	7.8	7.7	7.5	7.4	7.2	7.0	6.4		





Ladbrokes Cannon Park QLD Professional

Race 4: CLIVE GORDON MEMORIAL BENCHMARK 55 Handicap - 1250m

18 July 2024 - 13:04



Track Rating: Soft 5, Weather: Fine, Rail Position: True

Section						Overall	1000m	800m	600m	400m	200m	Last 600m		
Field Times						1:14.42 (0:15.73)	0:58.69 (0:10.58)	0:48.11 (0:11.15)	0:36.96 (0:11.56)	0:25.40 (0:12.39)	0:13.01 (0:13.01)	0:36.96		
Rank	TAB	Horse/Jockey	Barrier	Top Speed [km/h]	Fastest Section								Margin	Distance Travelled [m]
1	5	GUAPO	6	68.2	0:10.37	1:14.42 [1]	0:58.28 [2]	0:47.91 [2]	0:36.62 [2]	0:24.94 [2]	0:12.84 [2]	1:14.42	0:36.62	
		Jenna Edwards		Overall	1000m	(0:16.14)	(0:10.37)	(0:11.29)	(0:11.68)	(0:12.10)	(0:12.84)			
2	1	ELLEVES	4	67.7	0:10.65	1:14.67 [2]	0:57.65 [8]	0:47.00 [8]	0:35.96 [8]	0:24.54 [8]	0:12.50 [4]	1.48L	0:35.96	+17
		Chris Whiteley		Overall	1000m	(0:17.02)	(0:10.65)	(0:11.04)	(0:11.42)	(0:12.04)	(0:12.50)			
3	4	OVOID	1	68.7	0:10.58	1:14.73 [3]	0:59.00 [1]	0:48.42 [1]	0:37.27 [1]	0:25.71 [1]	0:13.32 [1]	1.78L	0:37.27	+13
		Zac Sprie		Overall	1000m	(0:15.73)	(0:10.58)	(0:11.15)	(0:11.56)	(0:12.39)	(0:13.32)			
4	10	MISHANI MENACE	5	68.8	0:10.78	1:14.77 [4]	0:58.35 [6]	0:47.57 [5]	0:36.51 [6]	0:24.89 [4]	0:12.79 [3]	2.07L	0:36.51	+17
		Scott Sheargold		Overall	1000m	(0:16.42)	(0:10.78)	(0:11.06)	(0:11.62)	(0:12.10)	(0:12.79)			
5	6	WANDJINA SPIRIT	7	67.1	0:10.85	1:15.24 [5]	0:58.83 [5]	0:47.98 [6]	0:37.06 [5]	0:25.34 [6]	0:13.04 [6]	4.8L	0:37.06	+24
		Leah Martyn		1000m	1000m	(0:16.41)	(0:10.85)	(0:10.92)	(0:11.72)	(0:12.30)	(0:13.04)			
6	3	WITNESS ATTACK	8	69.0	0:10.59	1:15.25 [6]	0:58.56 [7]	0:47.97 [7]	0:36.74 [7]	0:25.17 [7]	0:12.98 [7]	4.87L	0:36.74	+9
		Jackson Murphy		Overall	1000m	(0:16.69)	(0:10.59)	(0:11.23)	(0:11.57)	(0:12.19)	(0:12.98)			
7	8	ROTHGURL	10	68.7	0:10.85	1:15.52 [7]	0:59.33 [3]	0:48.48 [3]	0:37.39 [3]	0:25.67 [3]	0:13.33 [5]	6.44L	0:37.39	+22
		Nor Yadi		Overall	1000m	(0:16.19)	(0:10.85)	(0:11.09)	(0:11.72)	(0:12.34)	(0:13.33)			
8	9	RED LANTERN	2	68.3	0:10.89	1:15.69 [8]	0:59.44 [4]	0:48.55 [4]	0:37.52 [4]	0:25.80 [5]	0:13.36 [8]	7.43L	0:37.52	+13
		Denicious Smith		Overall	1000m	(0:16.25)	(0:10.89)	(0:11.03)	(0:11.72)	(0:12.44)	(0:13.36)			
9	7	BRAVE INTENT	3	68.0	0:10.50	1:16.27 [9]	0:58.93 [9]	0:48.43 [9]	0:37.54 [9]	0:25.88 [9]	0:13.57 [9]	10.88L	0:37.54	+9
		Chelsea Jokic		1000m	1000m	(0:17.34)	(0:10.50)	(0:10.89)	(0:11.66)	(0:12.31)	(0:13.57)			

Scratched: Collombatti (#2)



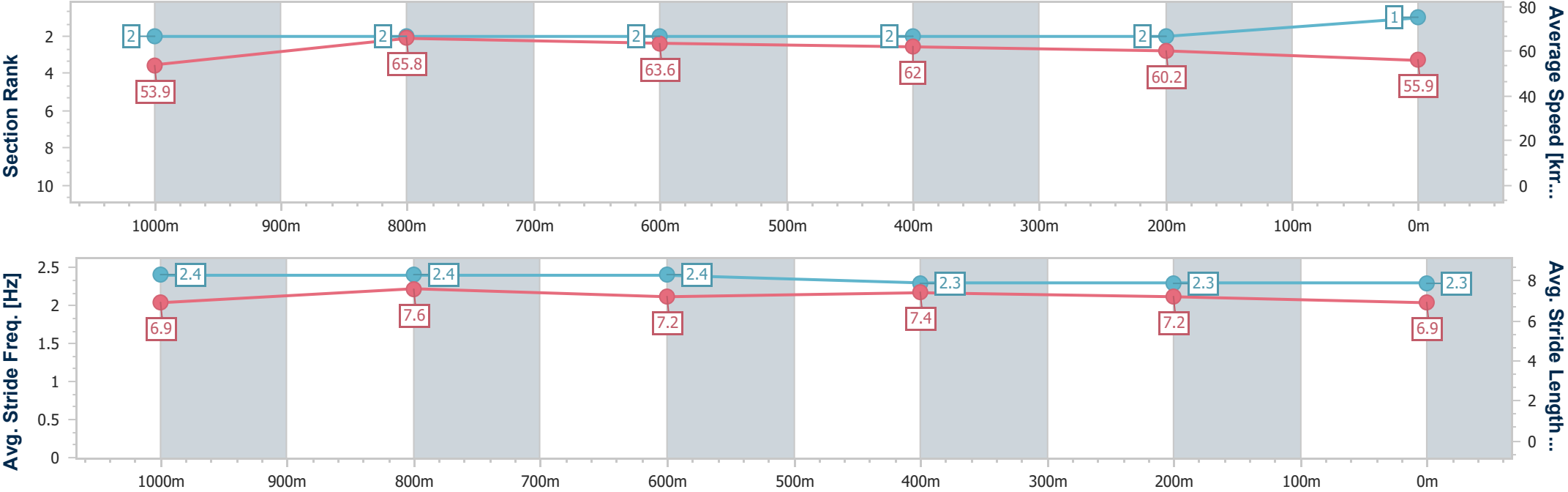
Horse/Jockey Name	Guapo
Final Rank	1
Fastest Section Time (Section)	0:10.37 (1000m)
Top Speed [km/h] (Section)	68.2 (Overall)
Race State	Finished



Ladbrokes Cannon Park QLD Professional
Race 4: CLIVE GORDON MEMORIAL BENCHMARK 55
Handicap - 1250m
18 July 2024 - 13:04
Track Rating: Soft 5, Weather: Fine, Rail Position: True



Section	Overall	1000m	800m	600m	400m	200m								
Section Times	1:14.42 [1] (0:16.14)	0:58.28 [2] (0:10.37)	0:47.91 [2] (0:11.29)	0:36.62 [2] (0:11.68)	0:24.94 [2] (0:12.10)	0:12.84 [2] (0:12.84)								
Average Speed [km/h]	53.9	65.8	63.6	62.0	60.2	55.9								
Top Speed [km/h]	68.2	67.4	64.7	63.9	61.5	58.5								
Avg. Dist. to Rail [m]	8.8	7.6	2.0	1.9	4.1	3.6								
Avg. Stride Freq. [Hz]	2.4	2.4	2.4	2.3	2.3	2.3								
Avg. Stride Length [m]	6.9	7.6	7.2	7.4	7.2	6.9								





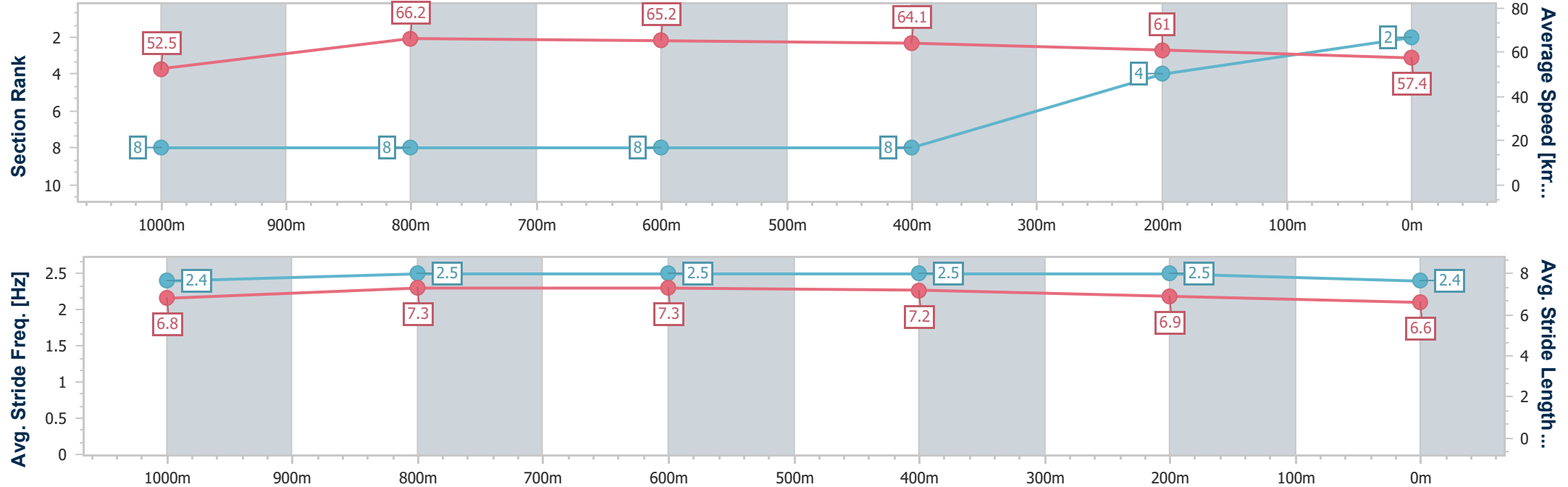
Horse/Jockey Name	Elleves
Final Rank	2
Fastest Section Time (Section)	0:10.65 (1000m)
Top Speed [km/h] (Section)	67.7 (Overall)
Race State	Finished



Ladbrokes Cannon Park QLD Professional
Race 4: CLIVE GORDON MEMORIAL BENCHMARK 55
Handicap - 1250m
18 July 2024 - 13:04
Track Rating: Soft 5, Weather: Fine, Rail Position: True



Section	Overall	1000m	800m	600m	400m	200m								
Section Times	1:14.67 [2] (0:17.02)	0:57.65 [8] (0:10.65)	0:47.00 [8] (0:11.04)	0:35.96 [8] (0:11.42)	0:24.54 [8] (0:12.04)	0:12.50 [4] (0:12.50)								
Average Speed [km/h]	52.5	66.2	65.2	64.1	61.0	57.4								
Top Speed [km/h]	67.7	67.5	66.1	66.0	61.9	61.0								
Avg. Dist. to Rail [m]	1.4	2.6	0.4	2.0	8.0	6.9								
Avg. Stride Freq. [Hz]	2.4	2.5	2.5	2.5	2.5	2.4								
Avg. Stride Length [m]	6.8	7.3	7.3	7.2	6.9	6.6								





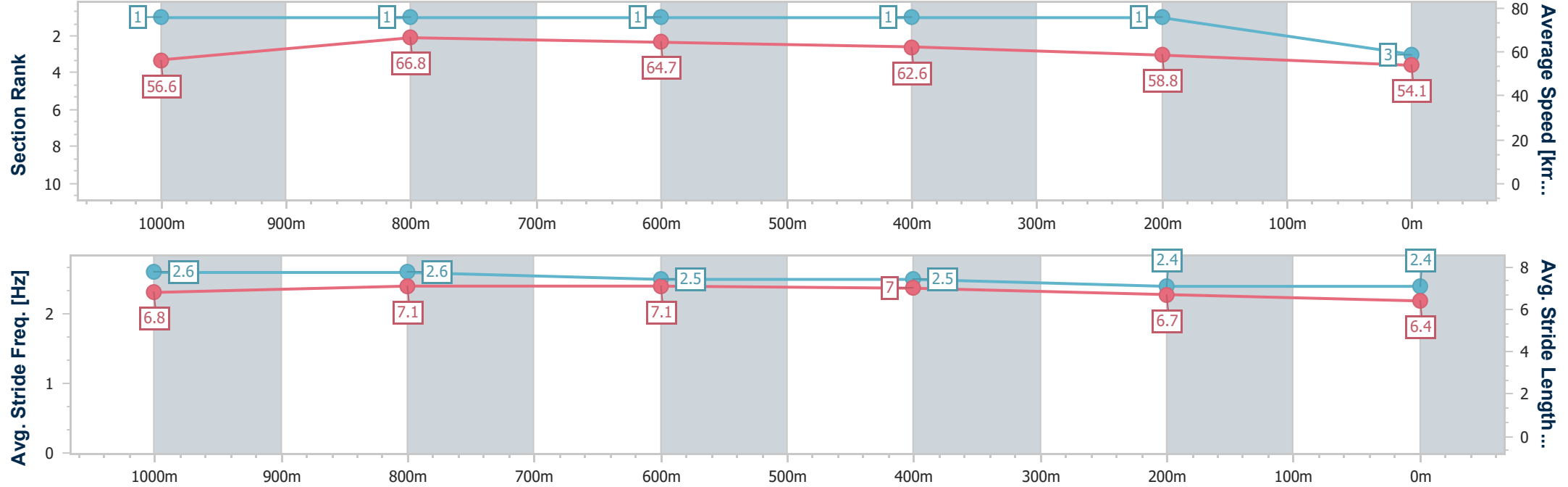
Horse/Jockey Name	Ovoid
Final Rank	3
Fastest Section Time (Section)	0:10.58 (1000m)
Top Speed [km/h] (Section)	68.7 (Overall)
Race State	Finished



Ladbrokes Cannon Park QLD Professional
Race 4: CLIVE GORDON MEMORIAL BENCHMARK 55
Handicap - 1250m
18 July 2024 - 13:04
Track Rating: Soft 5, Weather: Fine, Rail Position: True



Section	Overall	1000m	800m	600m	400m	200m							
Section Times	1:14.73 [3] (0:15.73)	0:59.00 [1] (0:10.58)	0:48.42 [1] (0:11.15)	0:37.27 [1] (0:11.56)	0:25.71 [1] (0:12.39)	0:13.32 [1] (0:13.32)							
Average Speed [km/h]	56.6	66.8	64.7	62.6	58.8	54.1							
Top Speed [km/h]	68.7	68.6	66.8	63.7	61.1	57.4							
Avg. Dist. to Rail [m]	3.0	2.5	0.5	1.4	3.5	1.2							
Avg. Stride Freq. [Hz]	2.6	2.6	2.5	2.5	2.4	2.4							
Avg. Stride Length [m]	6.8	7.1	7.1	7.0	6.7	6.4							





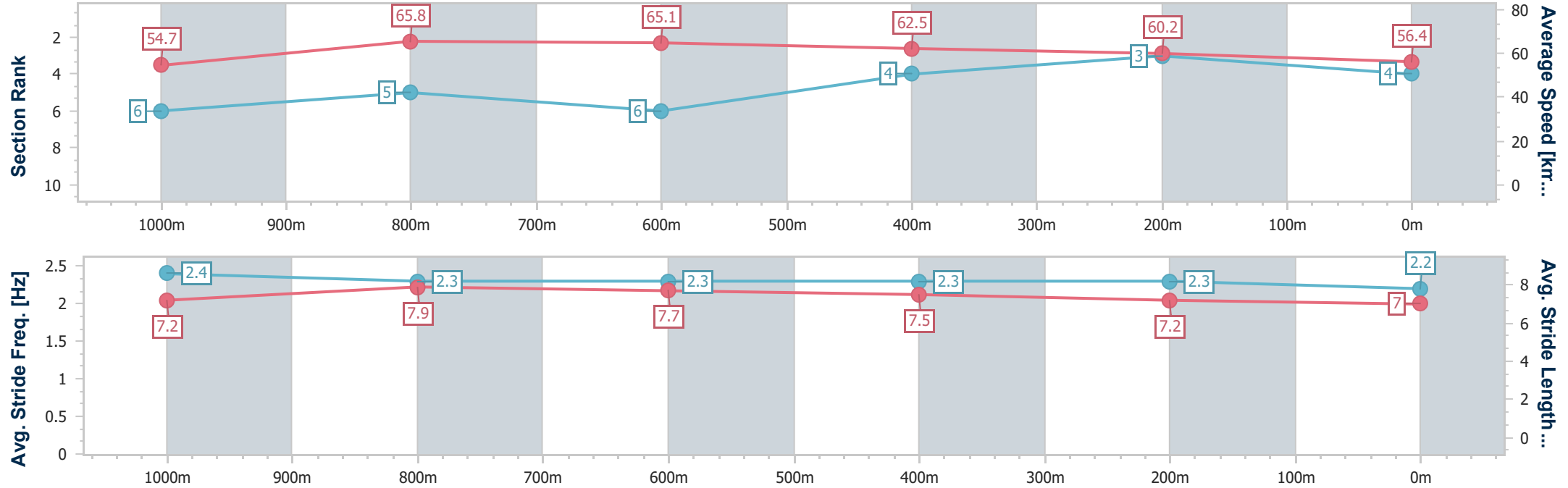
Horse/Jockey Name	Mishani Menace
Final Rank	4
Fastest Section Time (Section)	0:10.78 (1000m)
Top Speed [km/h] (Section)	68.8 (Overall)
Race State	Finished



Ladbrokes Cannon Park QLD Professional
Race 4: CLIVE GORDON MEMORIAL BENCHMARK 55
Handicap - 1250m
18 July 2024 - 13:04
Track Rating: Soft 5, Weather: Fine, Rail Position: True



Section	Overall	1000m	800m	600m	400m	200m							
Section Times	1:14.77 [4] (0:16.42)	0:58.35 [6] (0:10.78)	0:47.57 [5] (0:11.06)	0:36.51 [6] (0:11.62)	0:24.89 [4] (0:12.10)	0:12.79 [3] (0:12.79)							
Average Speed [km/h]	54.7	65.8	65.1	62.5	60.2	56.4							
Top Speed [km/h]	68.8	67.2	65.3	64.5	61.7	58.5							
Avg. Dist. to Rail [m]	1.7	1.6	0.4	1.5	3.7	2.5							
Avg. Stride Freq. [Hz]	2.4	2.3	2.3	2.3	2.3	2.2							
Avg. Stride Length [m]	7.2	7.9	7.7	7.5	7.2	7.0							





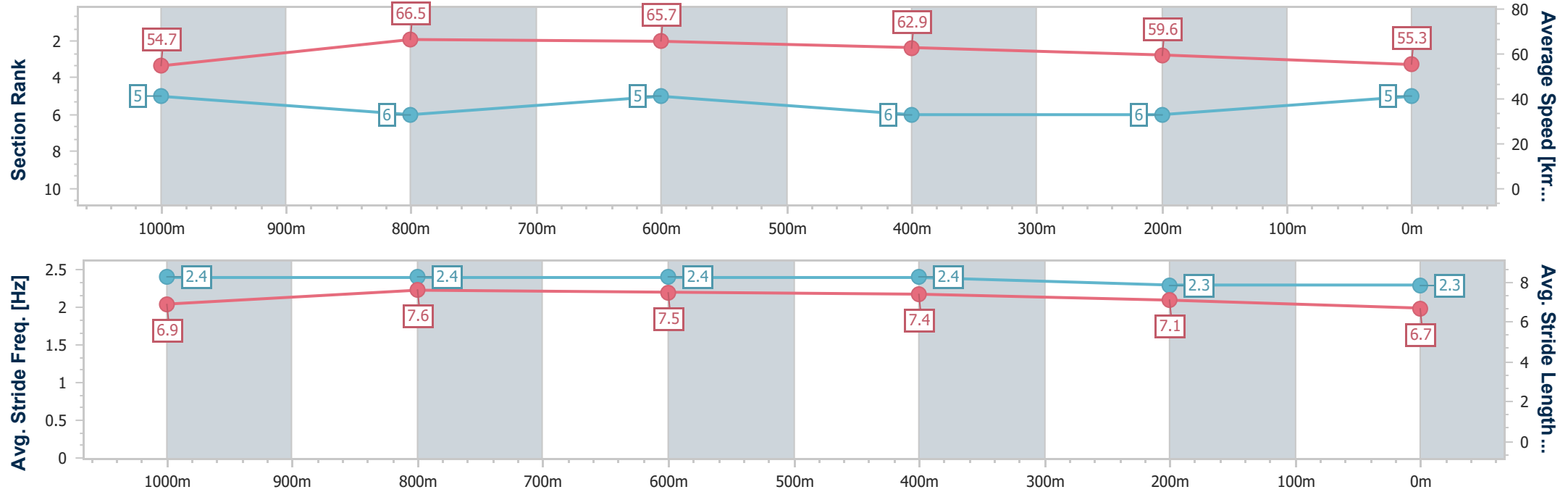
Horse/Jockey Name	Wandjina Spirit
Final Rank	5
Fastest Section Time (Section)	0:10.85 (1000m)
Top Speed [km/h] (Section)	67.1 (1000m)
Race State	Finished



Ladbrokes Cannon Park QLD Professional
Race 4: CLIVE GORDON MEMORIAL BENCHMARK 55
Handicap - 1250m
18 July 2024 - 13:04
Track Rating: Soft 5, Weather: Fine, Rail Position: True



Section	Overall	1000m	800m	600m	400m	200m							
Section Times	1:15.24 [5] (0:16.41)	0:58.83 [5] (0:10.85)	0:47.98 [6] (0:10.92)	0:37.06 [5] (0:11.72)	0:25.34 [6] (0:12.30)	0:13.04 [6] (0:13.04)							
Average Speed [km/h]	54.7	66.5	65.7	62.9	59.6	55.3							
Top Speed [km/h]	67.1	67.1	66.6	66.0	60.0	58.8							
Avg. Dist. to Rail [m]	1.0	1.2	2.2	3.7	6.1	4.1							
Avg. Stride Freq. [Hz]	2.4	2.4	2.4	2.4	2.3	2.3							
Avg. Stride Length [m]	6.9	7.6	7.5	7.4	7.1	6.7							





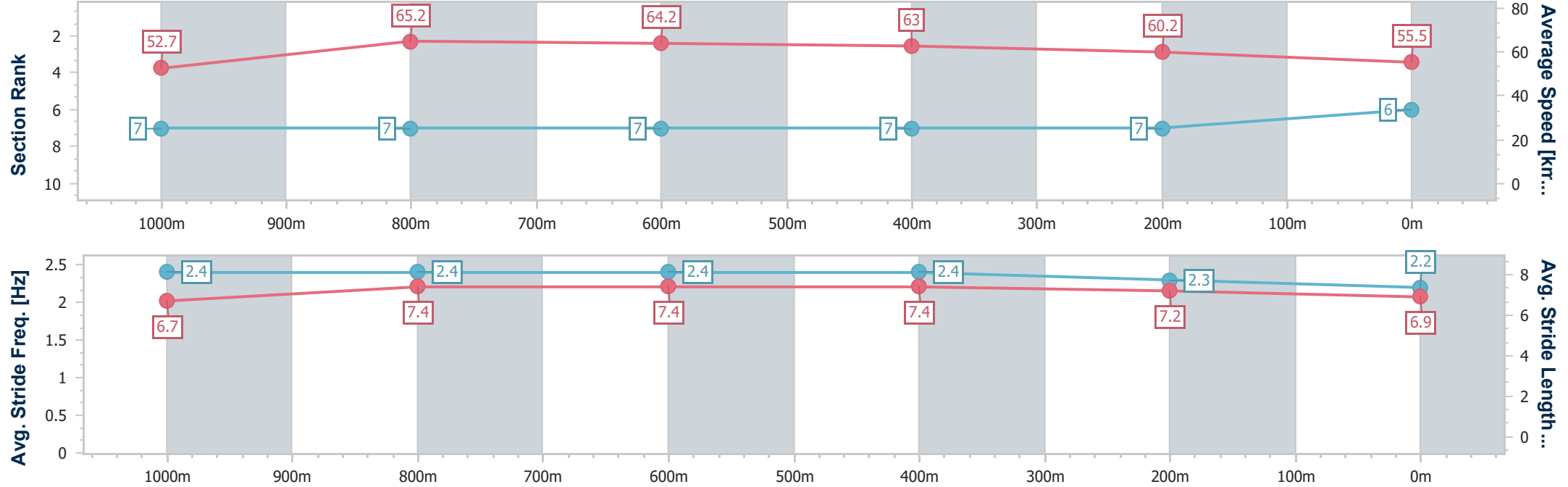
Horse/Jockey Name	Witness Attack
Final Rank	6
Fastest Section Time (Section)	0:10.59 (1000m)
Top Speed [km/h] (Section)	69.0 (Overall)
Race State	Finished



Ladbrokes Cannon Park QLD Professional
Race 4: CLIVE GORDON MEMORIAL BENCHMARK 55
Handicap - 1250m
18 July 2024 - 13:04
Track Rating: Soft 5, Weather: Fine, Rail Position: True



Section	Overall	1000m	800m	600m	400m	200m							
Section Times	1:15.25 [6] (0:16.69)	0:58.56 [7] (0:10.59)	0:47.97 [7] (0:11.23)	0:36.74 [7] (0:11.57)	0:25.17 [7] (0:12.19)	0:12.98 [7] (0:12.98)							
Average Speed [km/h]	52.7	65.2	64.2	63.0	60.2	55.5							
Top Speed [km/h]	69.0	68.6	65.3	65.5	61.4	59.0							
Avg. Dist. to Rail [m]	6.7	5.4	1.6	2.4	7.1	3.7							
Avg. Stride Freq. [Hz]	2.4	2.4	2.4	2.4	2.3	2.2							
Avg. Stride Length [m]	6.7	7.4	7.4	7.4	7.2	6.9							





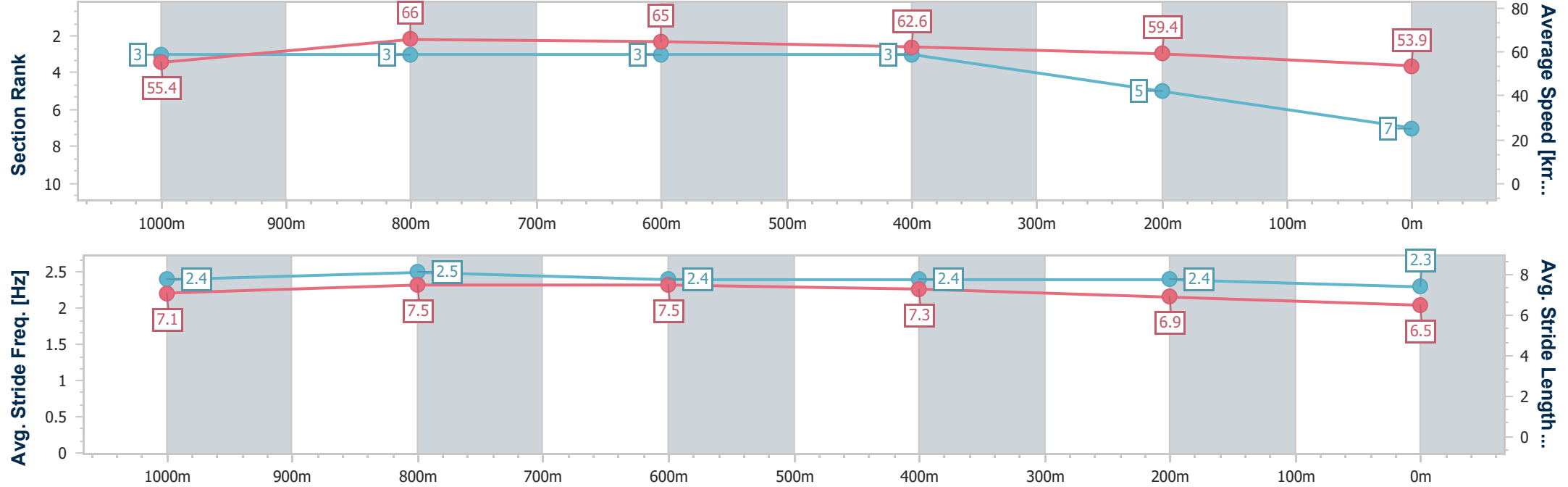
Horse/Jockey Name	Rothgurl
Final Rank	7
Fastest Section Time (Section)	0:10.85 (1000m)
Top Speed [km/h] (Section)	68.7 (Overall)
Race State	Finished



Ladbrokes Cannon Park QLD Professional
Race 4: CLIVE GORDON MEMORIAL BENCHMARK 55
Handicap - 1250m
18 July 2024 - 13:04
Track Rating: Soft 5, Weather: Fine, Rail Position: True



Section	Overall	1000m	800m	600m	400m	200m							
Section Times	1:15.52 [7] (0:16.19)	0:59.33 [3] (0:10.85)	0:48.48 [3] (0:11.09)	0:37.39 [3] (0:11.72)	0:25.67 [3] (0:12.34)	0:13.33 [5] (0:13.33)							
Average Speed [km/h]	55.4	66.0	65.0	62.6	59.4	53.9							
Top Speed [km/h]	68.7	67.6	66.0	64.7	60.8	58.1							
Avg. Dist. to Rail [m]	2.0	1.2	1.9	2.7	6.3	5.6							
Avg. Stride Freq. [Hz]	2.4	2.5	2.4	2.4	2.4	2.3							
Avg. Stride Length [m]	7.1	7.5	7.5	7.3	6.9	6.5							





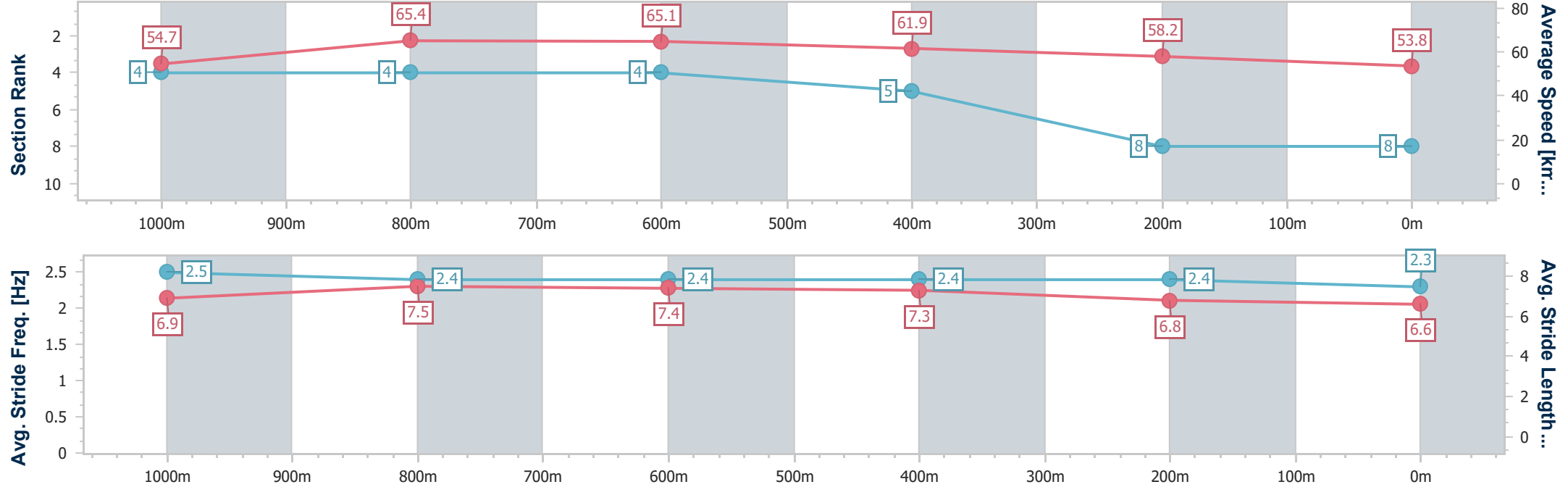
Horse/Jockey Name	Red Lantern
Final Rank	8
Fastest Section Time (Section)	0:10.89 (1000m)
Top Speed [km/h] (Section)	68.3 (Overall)
Race State	Finished



Ladbrokes Cannon Park QLD Professional
Race 4: CLIVE GORDON MEMORIAL BENCHMARK 55
Handicap - 1250m
18 July 2024 - 13:04
Track Rating: Soft 5, Weather: Fine, Rail Position: True



Section	Overall	1000m	800m	600m	400m	200m							
Section Times	1:15.69 [8] (0:16.25)	0:59.44 [4] (0:10.89)	0:48.55 [4] (0:11.03)	0:37.52 [4] (0:11.72)	0:25.80 [5] (0:12.44)	0:13.36 [8] (0:13.36)							
Average Speed [km/h]	54.7	65.4	65.1	61.9	58.2	53.8							
Top Speed [km/h]	68.3	66.7	66.2	63.5	60.0	56.9							
Avg. Dist. to Rail [m]	1.9	1.9	0.2	0.9	2.7	1.6							
Avg. Stride Freq. [Hz]	2.5	2.4	2.4	2.4	2.4	2.3							
Avg. Stride Length [m]	6.9	7.5	7.4	7.3	6.8	6.6							





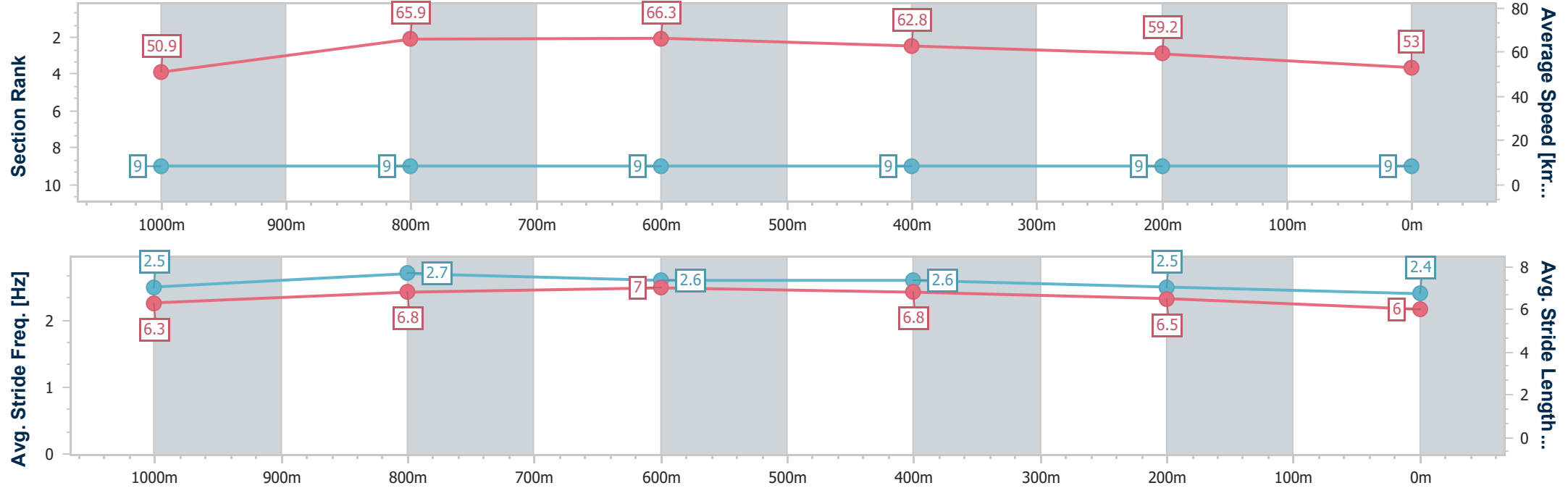
Horse/Jockey Name	Brave Intent
Final Rank	9
Fastest Section Time (Section)	0:10.50 (1000m)
Top Speed [km/h] (Section)	68.0 (1000m)
Race State	Finished



Ladbrokes Cannon Park QLD Professional
Race 4: CLIVE GORDON MEMORIAL BENCHMARK 55
Handicap - 1250m
18 July 2024 - 13:04
Track Rating: Soft 5, Weather: Fine, Rail Position: True



Section	Overall	1000m	800m	600m	400m	200m							
Section Times	1:16.27 [9] (0:17.34)	0:58.93 [9] (0:10.50)	0:48.43 [9] (0:10.89)	0:37.54 [9] (0:11.66)	0:25.88 [9] (0:12.31)	0:13.57 [9] (0:13.57)							
Average Speed [km/h]	50.9	65.9	66.3	62.8	59.2	53.0							
Top Speed [km/h]	65.9	68.0	67.7	65.6	60.4	58.0							
Avg. Dist. to Rail [m]	4.3	4.9	1.2	2.3	5.7	7.2							
Avg. Stride Freq. [Hz]	2.5	2.7	2.6	2.6	2.5	2.4							
Avg. Stride Length [m]	6.3	6.8	7.0	6.8	6.5	6.0							





Ladbroke's Cannon Park QLD Professional
Race 5: SMITHFIELD DENTAL BENCHMARK 55 Handicap - 1250m
18 July 2024 - 13:42



Track Rating: Soft 5, Weather: Fine, Rail Position: True

Section						Overall	1000m	800m	600m	400m	200m	Last 600m		
Field Times						1:14.88 (0:16.27)	0:58.61 (0:11.03)	0:47.58 (0:11.21)	0:36.37 (0:11.85)	0:24.52 (0:12.06)	0:12.46 (0:12.46)	0:36.37		
Rank	TAB	Horse/Jockey	Barrier	Top Speed [km/h]	Fastest Section							Margin	Distance Travelled [m]	
1	3	IMPARDIO	10	66.9	0:11.12	1:14.88 [1]	0:58.25 [5]	0:47.13 [5]	0:35.93 [4]	0:24.33 [3]	0:12.46 [1]	1:14.88	0:35.93	
		Nathan Day		Overall	1000m	(0:16.63)	(0:11.12)	(0:11.20)	(0:11.60)	(0:11.87)	(0:12.46)			
2	4	MIRROR ILLUSION	4	66.5	0:11.16	1:14.98 [2]	0:58.31 [6]	0:47.15 [6]	0:35.85 [6]	0:24.15 [6]	0:12.17 [4]	0.61L	0:35.85	-6
		Lacey Morrison		Overall	1000m	(0:16.67)	(0:11.16)	(0:11.30)	(0:11.70)	(0:11.98)	(0:12.17)			
3	2	PRIVATE CHEETAH	3	66.1	0:11.16	1:15.12 [3]	0:58.65 [3]	0:47.49 [4]	0:36.17 [5]	0:24.47 [5]	0:12.44 [3]	1.46L	0:36.17	-9
		Justin Huxtable		Overall	1000m	(0:16.47)	(0:11.16)	(0:11.32)	(0:11.70)	(0:12.03)	(0:12.44)			
4	10	ENUFF ROSES	6	67.7	0:11.10	1:15.27 [4]	0:58.44 [8]	0:47.34 [8]	0:36.10 [7]	0:24.42 [7]	0:12.36 [5]	2.3L	0:36.10	-3
		Pietro Romeo		Overall	1000m	(0:16.83)	(0:11.10)	(0:11.24)	(0:11.68)	(0:12.06)	(0:12.36)			
5	5	LUCKY ROLLA	8	65.7	0:11.18	1:15.54 [5]	0:58.41 [9]	0:47.00 [10]	0:35.82 [10]	0:24.37 [9]	0:12.41 [9]	3.93L	0:35.82	-2
		Scott Sheargold		Overall	800m	(0:17.13)	(0:11.41)	(0:11.18)	(0:11.45)	(0:11.96)	(0:12.41)			
6	8	RUGGED ROY	7	67.8	0:10.97	1:15.86 [6]	0:59.46 [2]	0:48.49 [2]	0:37.35 [1]	0:25.50 [1]	0:13.27 [2]	5.77L	0:37.35	-7
		Denicious Smith		Overall	1000m	(0:16.40)	(0:10.97)	(0:11.14)	(0:11.85)	(0:12.23)	(0:13.27)			
7	1	BRAVIO	2	66.1	0:11.12	1:15.92 [7]	0:59.15 [7]	0:48.03 [7]	0:36.65 [8]	0:25.00 [8]	0:12.85 [8]	6.16L	0:36.65	-12
		Ryan Wiggins		Overall	1000m	(0:16.77)	(0:11.12)	(0:11.38)	(0:11.65)	(0:12.15)	(0:12.85)			
8	7	JAZZ WORTHY	1	65.9	0:11.18	1:15.95 [8]	0:58.77 [10]	0:47.59 [9]	0:36.25 [9]	0:24.70 [10]	0:12.59 [10]	6.32L	0:36.25	-10
		Isabella Teh		1000m	1000m	(0:17.18)	(0:11.18)	(0:11.34)	(0:11.55)	(0:12.11)	(0:12.59)			
9	6	KAI COME	9	66.5	0:11.00	1:16.12 [9]	0:59.51 [4]	0:48.51 [3]	0:37.30 [3]	0:25.52 [4]	0:13.09 [7]	7.3L	0:37.30	-3
		Leah Martyn		1000m	1000m	(0:16.61)	(0:11.00)	(0:11.21)	(0:11.78)	(0:12.43)	(0:13.09)			
10	9	DENSITY	5	69.4	0:11.03	1:16.36 [10]	1:00.09 [1]	0:49.06 [1]	0:37.67 [2]	0:25.81 [2]	0:13.45 [6]	8.73L	0:37.67	-10
		Chelsea Jokic		Overall	1000m	(0:16.27)	(0:11.03)	(0:11.39)	(0:11.86)	(0:12.36)	(0:13.45)			



Horse/Jockey Name	Impardoo
Final Rank	1
Fastest Section Time (Section)	0:11.12 (1000m)
Top Speed [km/h] (Section)	66.9 (Overall)
Race State	Finished



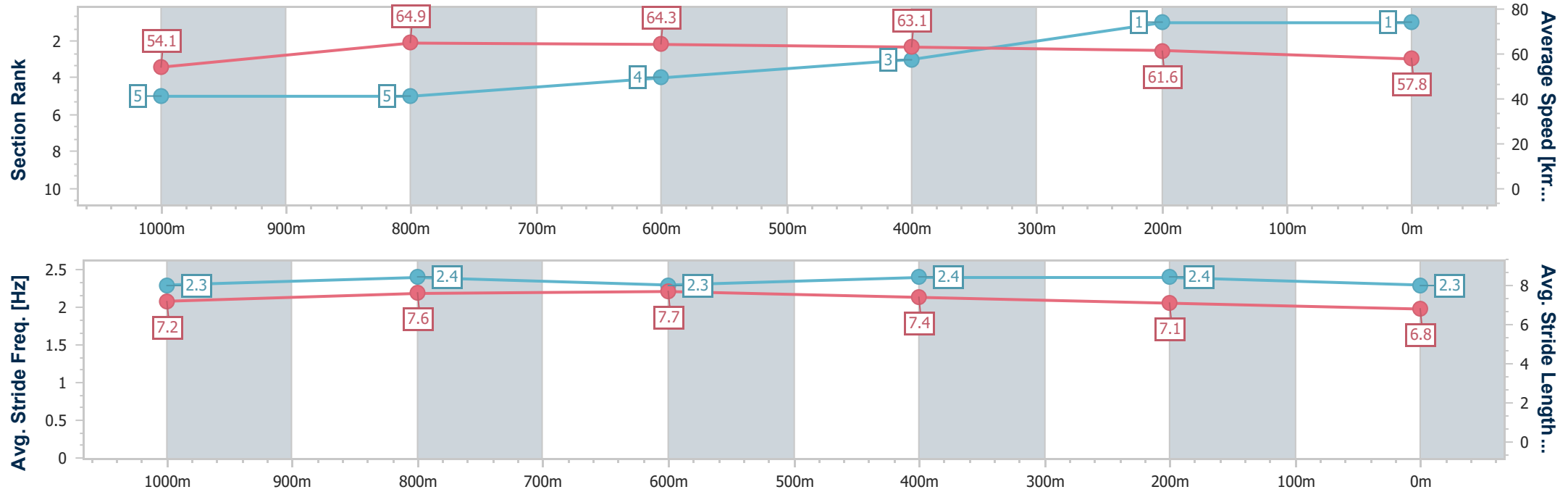
Ladbroke's Cannon Park QLD Professional
Race 5: SMITHFIELD DENTAL BENCHMARK 55 Handicap - 1250m

18 July 2024 - 13:42

Track Rating: Soft 5, Weather: Fine, Rail Position: True



Section	Overall	1000m	800m	600m	400m	200m							
Section Times	1:14.88 [1] (0:16.63)	0:58.25 [5] (0:11.12)	0:47.13 [5] (0:11.20)	0:35.93 [4] (0:11.60)	0:24.33 [3] (0:11.87)	0:12.46 [1] (0:12.46)							
Average Speed [km/h]	54.1	64.9	64.3	63.1	61.6	57.8							
Top Speed [km/h]	66.9	66.1	65.2	63.6	63.1	59.5							
Avg. Dist. to Rail [m]	2.8	1.1	0.9	2.3	5.7	5.4							
Avg. Stride Freq. [Hz]	2.3	2.4	2.3	2.4	2.4	2.3							
Avg. Stride Length [m]	7.2	7.6	7.7	7.4	7.1	6.8							



- [] Ranking at each section and finish
- .-.- No data available at this section
- NA No data available



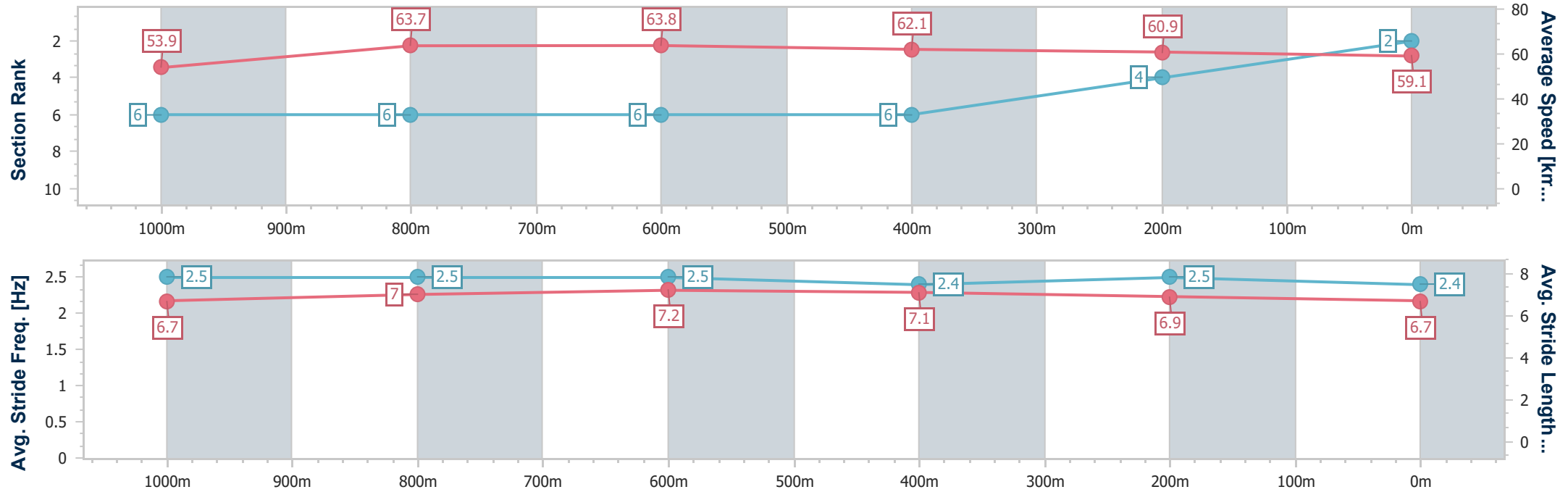
Horse/Jockey Name	Mirror Illusion
Final Rank	2
Fastest Section Time (Section)	0:11.16 (1000m)
Top Speed [km/h] (Section)	66.5 (Overall)
Race State	Finished



Ladbrokes Cannon Park QLD Professional
Race 5: SMITHFIELD DENTAL BENCHMARK 55 Handicap - 1250m
18 July 2024 - 13:42
Track Rating: Soft 5, Weather: Fine, Rail Position: True



Section	Overall	1000m	800m	600m	400m	200m							
Section Times	1:14.98 [2] (0:16.67)	0:58.31 [6] (0:11.16)	0:47.15 [6] (0:11.30)	0:35.85 [6] (0:11.70)	0:24.15 [6] (0:11.98)	0:12.17 [4] (0:12.17)							
Average Speed [km/h]	53.9	63.7	63.8	62.1	60.9	59.1							
Top Speed [km/h]	66.5	65.1	64.5	64.9	62.5	62.0							
Avg. Dist. to Rail [m]	1.0	1.7	0.4	1.7	5.1	7.0							
Avg. Stride Freq. [Hz]	2.5	2.5	2.5	2.4	2.5	2.4							
Avg. Stride Length [m]	6.7	7.0	7.2	7.1	6.9	6.7							





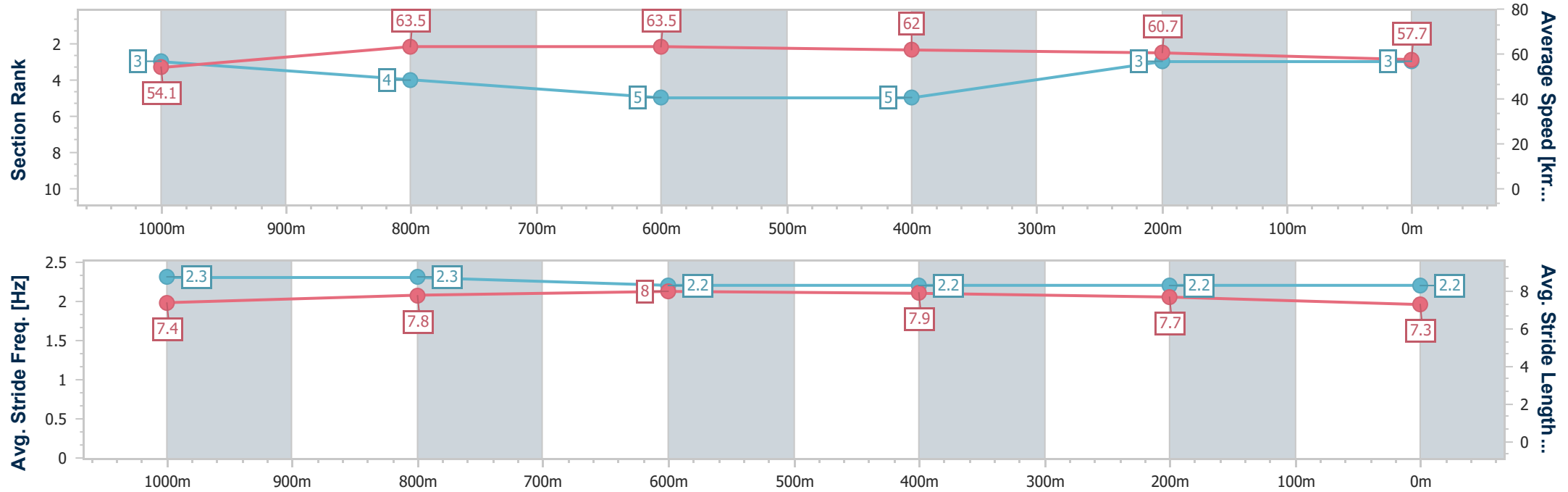
Horse/Jockey Name	Private Cheetah
Final Rank	3
Fastest Section Time (Section)	0:11.16 (1000m)
Top Speed [km/h] (Section)	66.1 (Overall)
Race State	Finished



Ladbrokes Cannon Park QLD Professional
Race 5: SMITHFIELD DENTAL BENCHMARK 55 Handicap - 1250m
18 July 2024 - 13:42
Track Rating: Soft 5, Weather: Fine, Rail Position: True



Section	Overall	1000m	800m	600m	400m	200m							
Section Times	1:15.12 [3] (0:16.47)	0:58.65 [3] (0:11.16)	0:47.49 [4] (0:11.32)	0:36.17 [5] (0:11.70)	0:24.47 [5] (0:12.03)	0:12.44 [3] (0:12.44)							
Average Speed [km/h]	54.1	63.5	63.5	62.0	60.7	57.7							
Top Speed [km/h]	66.1	64.3	64.7	64.7	61.6	60.4							
Avg. Dist. to Rail [m]	2.8	2.2	0.3	1.7	3.8	2.3							
Avg. Stride Freq. [Hz]	2.3	2.3	2.2	2.2	2.2	2.2							
Avg. Stride Length [m]	7.4	7.8	8.0	7.9	7.7	7.3							





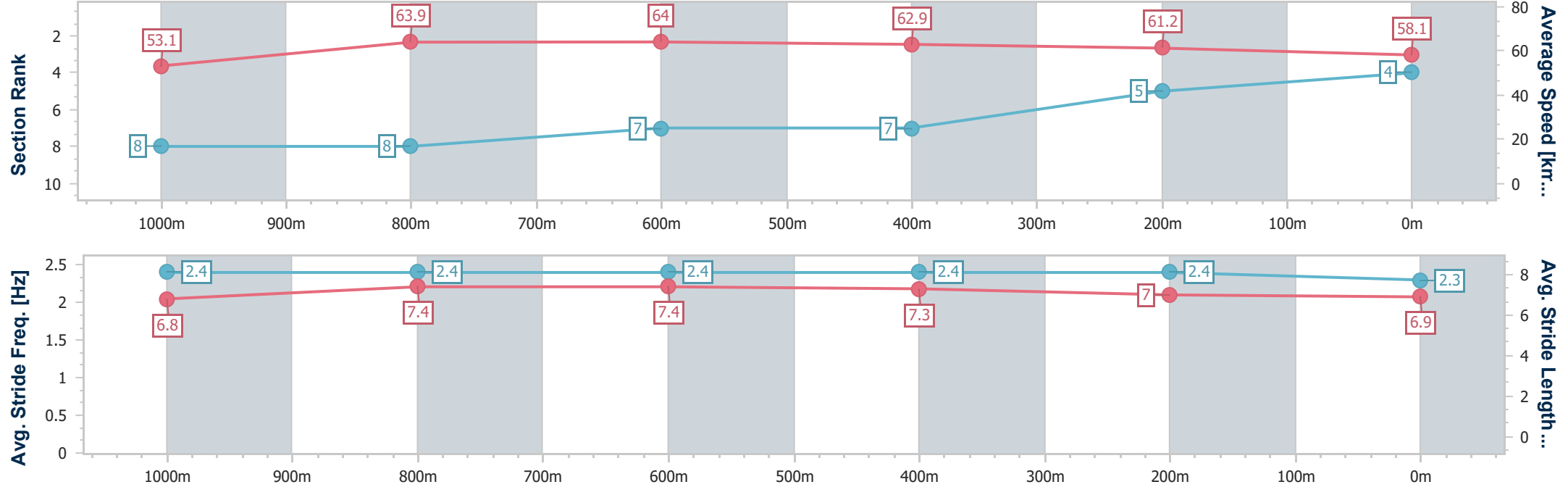
Horse/Jockey Name	Enuff Roses
Final Rank	4
Fastest Section Time (Section)	0:11.10 (1000m)
Top Speed [km/h] (Section)	67.7 (Overall)
Race State	Finished



Ladbrokes Cannon Park QLD Professional
Race 5: SMITHFIELD DENTAL BENCHMARK 55 Handicap - 1250m
18 July 2024 - 13:42
Track Rating: Soft 5, Weather: Fine, Rail Position: True



Section	Overall	1000m	800m	600m	400m	200m							
Section Times	1:15.27 [4] (0:16.83)	0:58.44 [8] (0:11.10)	0:47.34 [8] (0:11.24)	0:36.10 [7] (0:11.68)	0:24.42 [7] (0:12.06)	0:12.36 [5] (0:12.36)							
Average Speed [km/h]	53.1	63.9	64.0	62.9	61.2	58.1							
Top Speed [km/h]	67.7	65.4	65.3	64.2	62.3	62.4							
Avg. Dist. to Rail [m]	2.1	2.8	1.4	3.0	9.7	8.7							
Avg. Stride Freq. [Hz]	2.4	2.4	2.4	2.4	2.4	2.3							
Avg. Stride Length [m]	6.8	7.4	7.4	7.3	7.0	6.9							





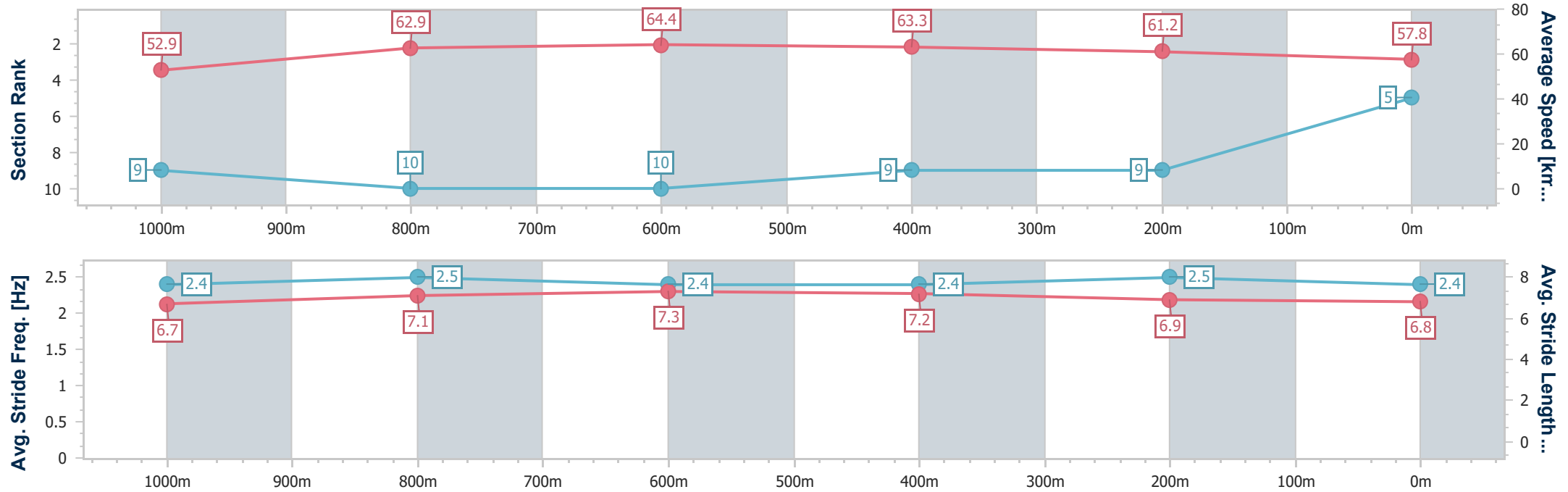
Horse/Jockey Name	Lucky Rolla
Final Rank	5
Fastest Section Time (Section)	0:11.18 (800m)
Top Speed [km/h] (Section)	65.7 (Overall)
Race State	Finished



Ladbrokes Cannon Park QLD Professional
Race 5: SMITHFIELD DENTAL BENCHMARK 55 Handicap - 1250m
18 July 2024 - 13:42
Track Rating: Soft 5, Weather: Fine, Rail Position: True



Section	Overall	1000m	800m	600m	400m	200m							
Section Times	1:15.54 [5] (0:17.13)	0:58.41 [9] (0:11.41)	0:47.00 [10] (0:11.18)	0:35.82 [10] (0:11.45)	0:24.37 [9] (0:11.96)	0:12.41 [9] (0:12.41)							
Average Speed [km/h]	52.9	62.9	64.4	63.3	61.2	57.8							
Top Speed [km/h]	65.7	64.9	65.5	64.3	63.5	60.7							
Avg. Dist. to Rail [m]	3.6	0.8	1.9	1.5	6.6	8.4							
Avg. Stride Freq. [Hz]	2.4	2.5	2.4	2.4	2.5	2.4							
Avg. Stride Length [m]	6.7	7.1	7.3	7.2	6.9	6.8							



[] Ranking at each section and finish
- - - - No data available at this section
NA No data available



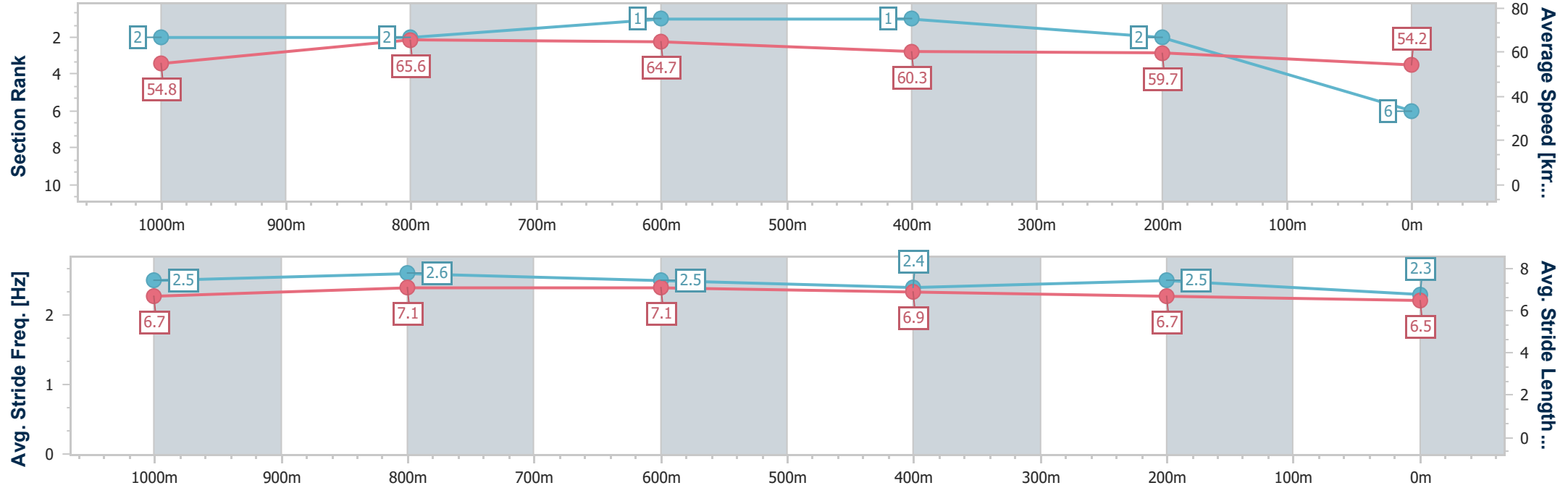
Horse/Jockey Name	Rugged Roy
Final Rank	6
Fastest Section Time (Section)	0:10.97 (1000m)
Top Speed [km/h] (Section)	67.8 (Overall)
Race State	Finished



Ladbrokes Cannon Park QLD Professional
Race 5: SMITHFIELD DENTAL BENCHMARK 55 Handicap - 1250m
18 July 2024 - 13:42
Track Rating: Soft 5, Weather: Fine, Rail Position: True



Section	Overall	1000m	800m	600m	400m	200m							
Section Times	1:15.86 [6] (0:16.40)	0:59.46 [2] (0:10.97)	0:48.49 [2] (0:11.14)	0:37.35 [1] (0:11.85)	0:25.50 [1] (0:12.23)	0:13.27 [2] (0:13.27)							
Average Speed [km/h]	54.8	65.6	64.7	60.3	59.7	54.2							
Top Speed [km/h]	67.8	66.4	65.4	63.0	60.5	58.4							
Avg. Dist. to Rail [m]	3.0	1.4	1.4	2.0	3.8	3.4							
Avg. Stride Freq. [Hz]	2.5	2.6	2.5	2.4	2.5	2.3							
Avg. Stride Length [m]	6.7	7.1	7.1	6.9	6.7	6.5							





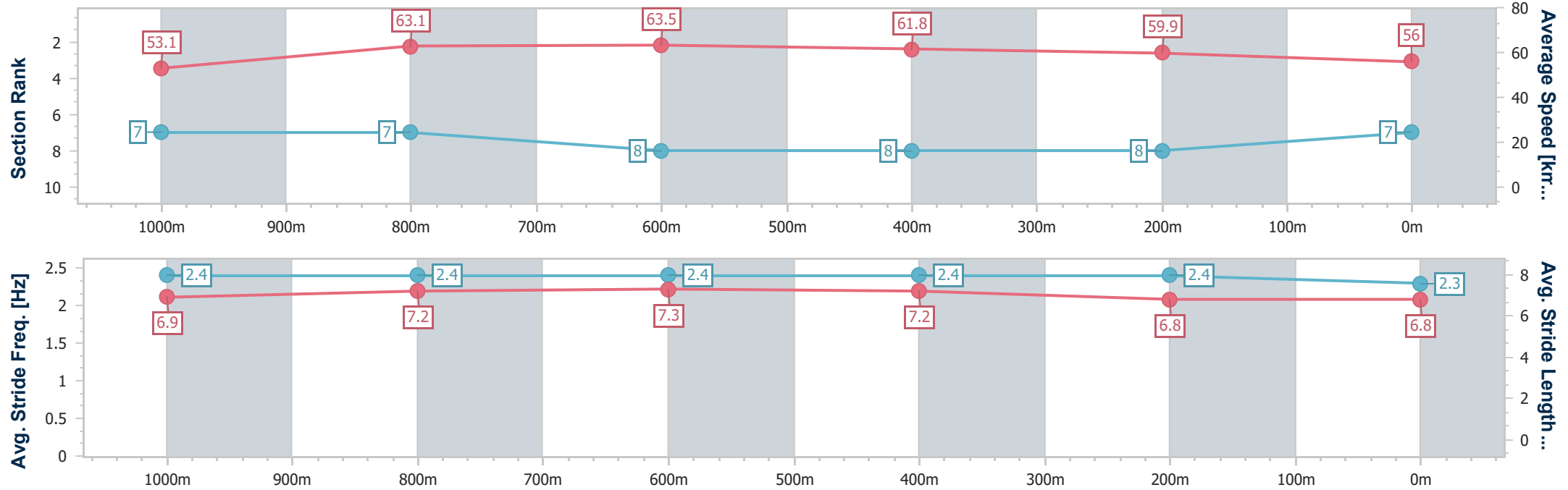
Horse/Jockey Name	Bravio
Final Rank	7
Fastest Section Time (Section)	0:11.12 (1000m)
Top Speed [km/h] (Section)	66.1 (Overall)
Race State	Finished



Ladbrokes Cannon Park QLD Professional
Race 5: SMITHFIELD DENTAL BENCHMARK 55 Handicap - 1250m
18 July 2024 - 13:42
Track Rating: Soft 5, Weather: Fine, Rail Position: True



Section	Overall	1000m	800m	600m	400m	200m							
Section Times	1:15.92 [7] (0:16.77)	0:59.15 [7] (0:11.12)	0:48.03 [7] (0:11.38)	0:36.65 [8] (0:11.65)	0:25.00 [8] (0:12.15)	0:12.85 [8] (0:12.85)							
Average Speed [km/h]	53.1	63.1	63.5	61.8	59.9	56.0							
Top Speed [km/h]	66.1	64.5	64.2	63.4	60.5	58.4							
Avg. Dist. to Rail [m]	2.0	3.3	1.3	1.1	4.6	4.7							
Avg. Stride Freq. [Hz]	2.4	2.4	2.4	2.4	2.4	2.3							
Avg. Stride Length [m]	6.9	7.2	7.3	7.2	6.8	6.8							





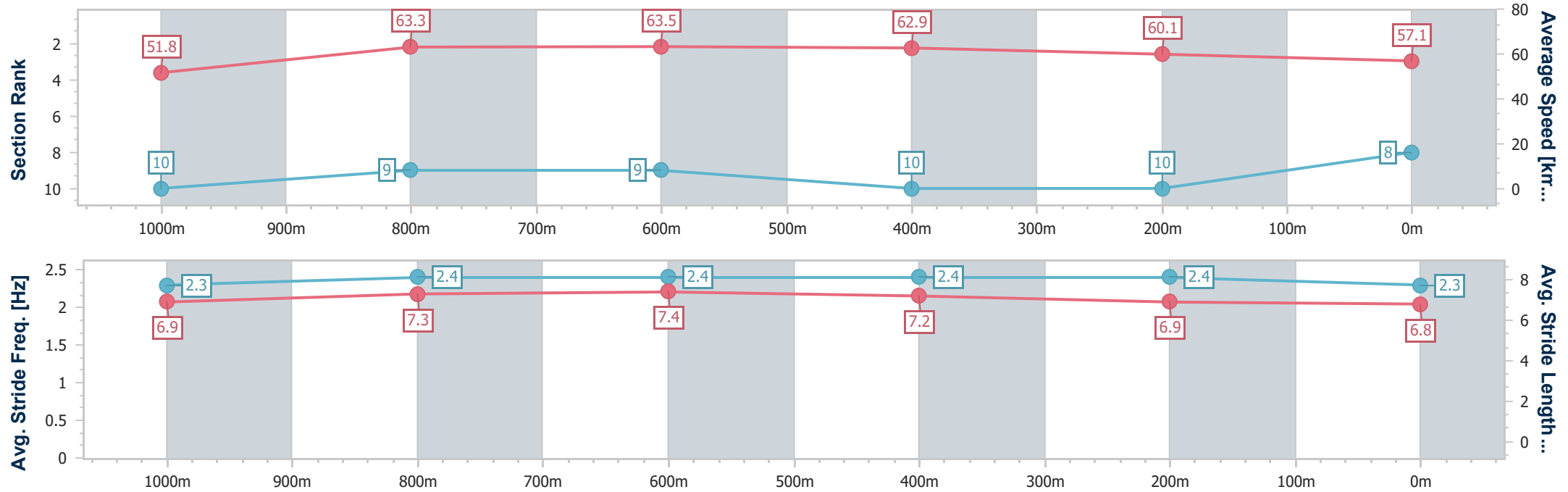
Horse/Jockey Name	Jazz Worthy
Final Rank	8
Fastest Section Time (Section)	0:11.18 (1000m)
Top Speed [km/h] (Section)	65.9 (1000m)
Race State	Finished



Ladbrokes Cannon Park QLD Professional
Race 5: SMITHFIELD DENTAL BENCHMARK 55 Handicap - 1250m
18 July 2024 - 13:42
Track Rating: Soft 5, Weather: Fine, Rail Position: True



Section	Overall	1000m	800m	600m	400m	200m							
Section Times	1:15.95 [8] (0:17.18)	0:58.77 [10] (0:11.18)	0:47.59 [9] (0:11.34)	0:36.25 [9] (0:11.55)	0:24.70 [10] (0:12.11)	0:12.59 [10] (0:12.59)							
Average Speed [km/h]	51.8	63.3	63.5	62.9	60.1	57.1							
Top Speed [km/h]	65.7	65.9	64.2	64.2	61.9	58.3							
Avg. Dist. to Rail [m]	4.0	2.6	0.4	1.5	6.2	8.9							
Avg. Stride Freq. [Hz]	2.3	2.4	2.4	2.4	2.4	2.3							
Avg. Stride Length [m]	6.9	7.3	7.4	7.2	6.9	6.8							





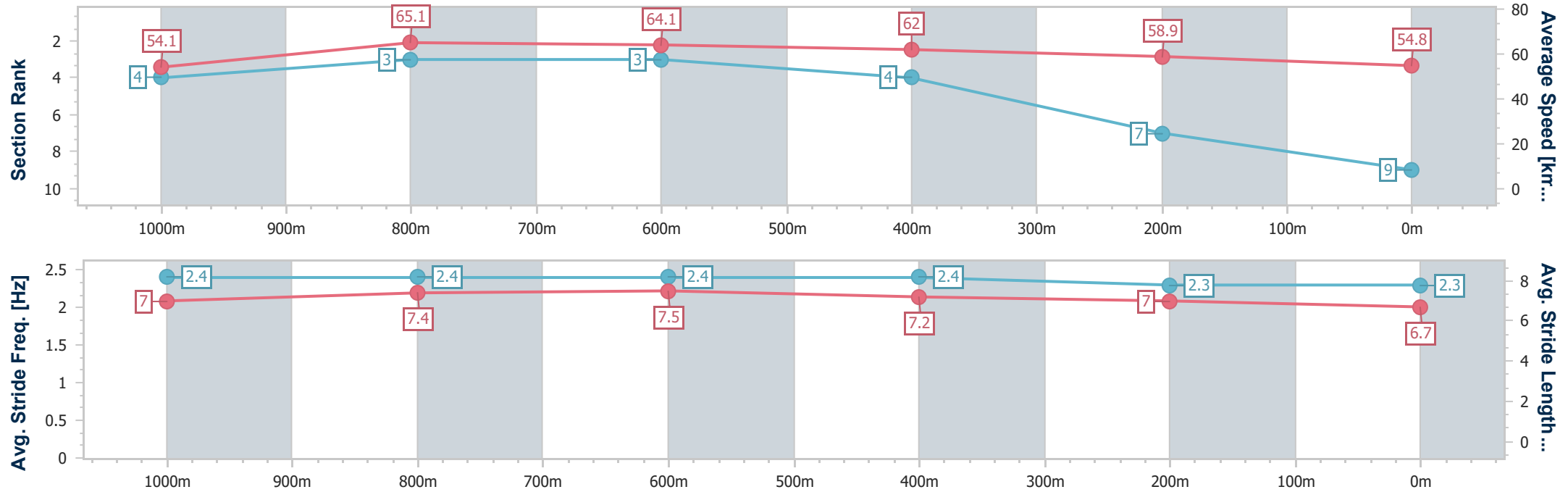
Horse/Jockey Name	Kai Come
Final Rank	9
Fastest Section Time (Section)	0:11.00 (1000m)
Top Speed [km/h] (Section)	66.5 (1000m)
Race State	Finished



Ladbroke's Cannon Park QLD Professional
Race 5: SMITHFIELD DENTAL BENCHMARK 55 Handicap - 1250m
18 July 2024 - 13:42
Track Rating: Soft 5, Weather: Fine, Rail Position: True



Section	Overall	1000m	800m	600m	400m	200m							
Section Times	1:16.12 [9] (0:16.61)	0:59.51 [4] (0:11.00)	0:48.51 [3] (0:11.21)	0:37.30 [3] (0:11.78)	0:25.52 [4] (0:12.43)	0:13.09 [7] (0:13.09)							
Average Speed [km/h]	54.1	65.1	64.1	62.0	58.9	54.8							
Top Speed [km/h]	66.0	66.5	64.8	63.0	59.9	57.2							
Avg. Dist. to Rail [m]	3.4	1.3	0.6	2.3	5.9	5.9							
Avg. Stride Freq. [Hz]	2.4	2.4	2.4	2.4	2.3	2.3							
Avg. Stride Length [m]	7.0	7.4	7.5	7.2	7.0	6.7							





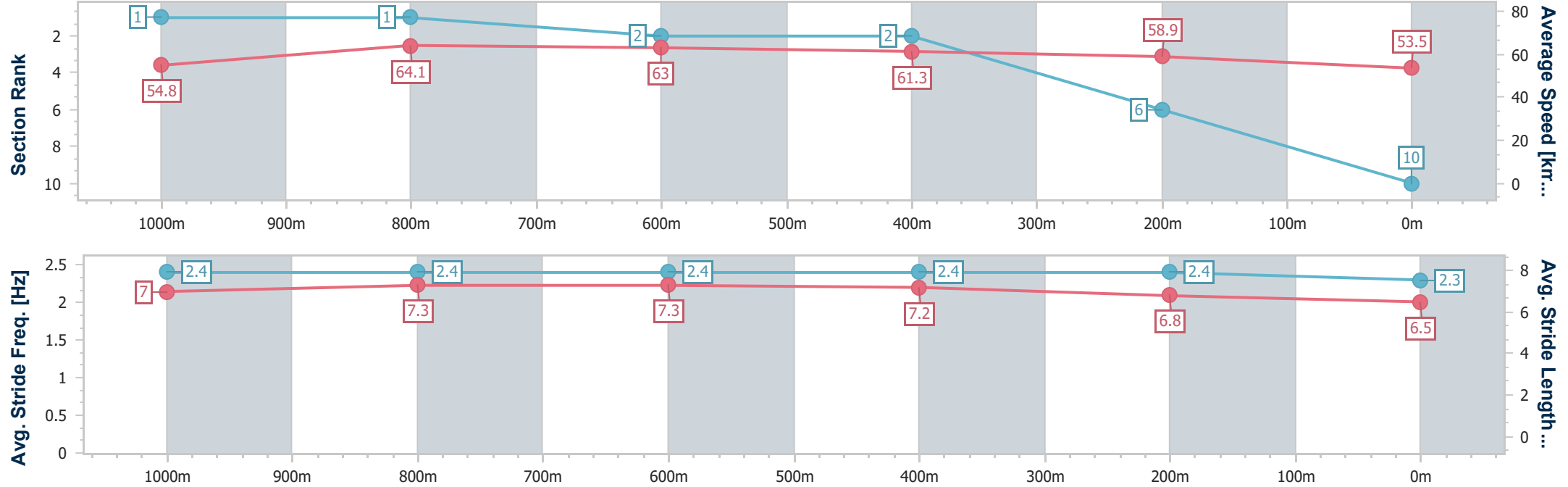
Horse/Jockey Name	Density
Final Rank	10
Fastest Section Time (Section)	0:11.03 (1000m)
Top Speed [km/h] (Section)	69.4 (Overall)
Race State	Finished



Ladbrokes Cannon Park QLD Professional
Race 5: SMITHFIELD DENTAL BENCHMARK 55 Handicap - 1250m
18 July 2024 - 13:42
Track Rating: Soft 5, Weather: Fine, Rail Position: True



Section	Overall	1000m	800m	600m	400m	200m							
Section Times	1:16.36 [10] (0:16.27)	1:00.09 [1] (0:11.03)	0:49.06 [1] (0:11.39)	0:37.67 [2] (0:11.86)	0:25.81 [2] (0:12.36)	0:13.45 [6] (0:13.45)							
Average Speed [km/h]	54.8	64.1	63.0	61.3	58.9	53.5							
Top Speed [km/h]	69.4	65.8	64.6	63.0	60.4	57.0							
Avg. Dist. to Rail [m]	1.9	2.8	0.9	1.1	4.2	4.4							
Avg. Stride Freq. [Hz]	2.4	2.4	2.4	2.4	2.4	2.3							
Avg. Stride Length [m]	7.0	7.3	7.3	7.2	6.8	6.5							





Ladbrokes Cannon Park QLD Professional
Race 6: ARCHERS THE STRATA PROFESSIONALS BENCHMARK 55
Handicap - 1250m
18 July 2024 - 14:24



Track Rating: Soft 5, Weather: Fine, Rail Position: True

Section						Overall	1000m	800m	600m	400m	200m	Last 600m	
Field Times						1:14.73 (0:16.14)	0:58.59 (0:10.99)	0:47.60 (0:11.16)	0:36.44 (0:11.87)	0:24.57 (0:12.13)	0:12.44 (0:12.44)	0:36.44	
Rank	TAB	Horse/Jockey	Barrier	Top Speed [km/h]	Fastest Section							Margin	Distance Travelled [m]
1	5	SUPER TWENTY THREE	5	67.6	0:10.92	1:14.73 [1]	0:58.15 [6]	0:47.23 [5]	0:36.07 [4]	0:24.20 [4]	0:12.44 [1]	1:14.73	0:36.07
		Ryan Wiggins		Overall	1000m	(0:16.58)	(0:10.92)	(0:11.16)	(0:11.87)	(0:11.76)	(0:12.44)		
2	6	BRADSHAW	7	66.4	0:11.11	1:14.84 [2]	0:58.14 [8]	0:47.03 [8]	0:35.84 [7]	0:24.14 [6]	0:12.23 [6]	0.62L	0:35.84 +0
		Justin Huxtable		1000m	1000m	(0:16.70)	(0:11.11)	(0:11.19)	(0:11.70)	(0:11.91)	(0:12.23)		
3	7	BLOOMIN' RIPPER	3	65.7	0:11.12	1:14.97 [3]	0:58.44 [4]	0:47.32 [7]	0:36.04 [6]	0:24.18 [8]	0:12.49 [4]	1.4L	0:36.04 -6
		Chris Whiteley		1000m	1000m	(0:16.53)	(0:11.12)	(0:11.28)	(0:11.86)	(0:11.69)	(0:12.49)		
4	2	MY ARTIE	1	66.3	0:10.92	1:15.05 [4]	0:58.52 [5]	0:47.60 [4]	0:36.28 [5]	0:24.50 [5]	0:12.48 [5]	1.88L	0:36.28 -12
		Ashley Butler		Overall	1000m	(0:16.53)	(0:10.92)	(0:11.32)	(0:11.78)	(0:12.02)	(0:12.48)		
5	11	WONG WAY	6	67.6	0:10.78	1:15.35 [5]	0:58.90 [3]	0:48.12 [3]	0:37.00 [2]	0:25.06 [2]	0:12.87 [3]	3.63L	0:37.00 -2
		Nathan Thomas		1000m	1000m	(0:16.45)	(0:10.78)	(0:11.12)	(0:11.94)	(0:12.19)	(0:12.87)		
6	4	HOW DO YOU SLEEP	9	66.7	0:11.08	1:15.50 [6]	0:58.57 [10]	0:47.49 [10]	0:36.30 [9]	0:24.66 [9]	0:12.55 [9]	4.52L	0:36.30 -9
		Jackson Murphy		Overall	1000m	(0:16.93)	(0:11.08)	(0:11.19)	(0:11.64)	(0:12.11)	(0:12.55)		
7	1	AMMAND	4	66.6	0:10.95	1:15.74 [7]	0:59.06 [7]	0:48.11 [6]	0:36.67 [8]	0:25.01 [7]	0:12.94 [7]	5.94L	0:36.67 -11
		Jenna Edwards		1000m	1000m	(0:16.68)	(0:10.95)	(0:11.44)	(0:11.66)	(0:12.07)	(0:12.94)		
8	3	DYSTOPIAN	10	68.6	0:10.99	1:15.80 [8]	0:59.65 [2]	0:48.66 [2]	0:37.51 [1]	0:25.64 [1]	0:13.34 [2]	6.29L	0:37.51 -7
		Chelsea Jokic		Overall	1000m	(0:16.15)	(0:10.99)	(0:11.15)	(0:11.87)	(0:12.30)	(0:13.34)		
9	9	CARVETI	8	69.2	0:10.99	1:16.05 [9]	0:59.91 [1]	0:48.92 [1]	0:37.57 [3]	0:25.58 [3]	0:13.21 [8]	7.75L	0:37.57 -12
		Lacey Morrison		Overall	1000m	(0:16.14)	(0:10.99)	(0:11.35)	(0:11.99)	(0:12.37)	(0:13.21)		
10	8	BOLD ZIP	2	65.9	0:11.14	1:16.62 [10]	0:59.79 [9]	0:48.65 [9]	0:37.19 [10]	0:25.16 [10]	0:12.92 [10]	11.1L	0:37.19 -6
		Zac Sprie		1000m	1000m	(0:16.83)	(0:11.14)	(0:11.46)	(0:12.03)	(0:12.24)	(0:12.92)		

Scratched: Tanoshi (#10)

Report Created: Thu 18 July 2024 14:33 GMT+10 (Note: Timing is based on position data)

Page 1/11

[] Ranking at each section and finish
-:-:- No data available at this section
NA No data available

SCN Saddle cloth number
DNF Did not finish
DNT Did not track

data processed by  TRIPLESDATA



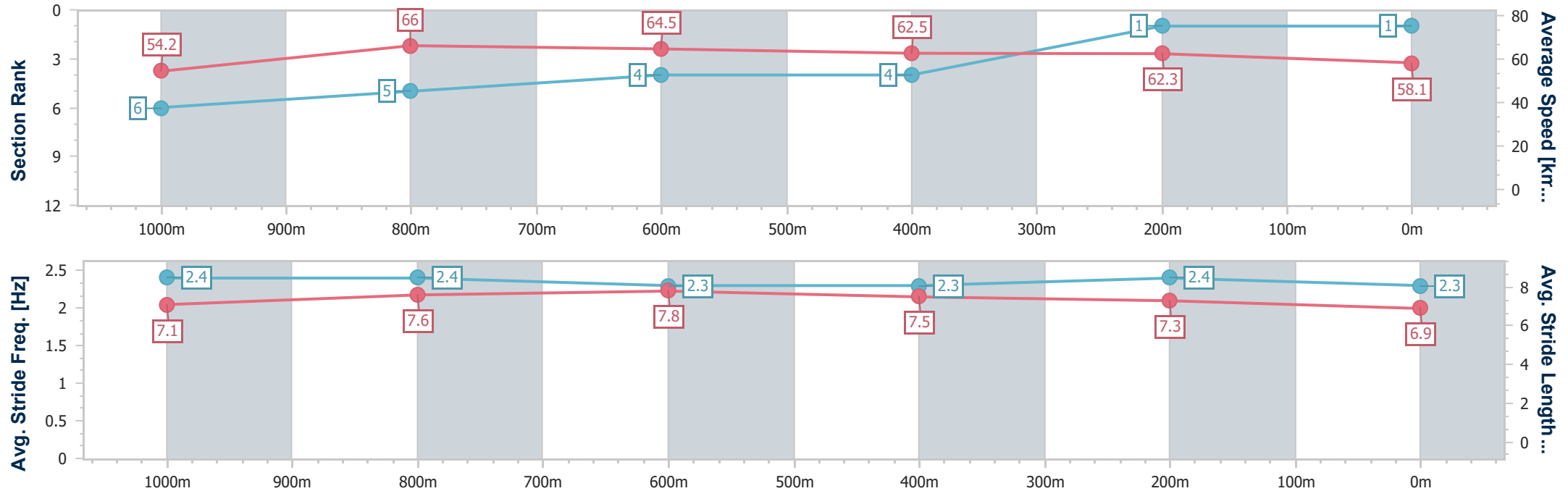
Horse/Jockey Name	Super Twenty Three
Final Rank	1
Fastest Section Time (Section)	0:10.92 (1000m)
Top Speed [km/h] (Section)	67.6 (Overall)
Race State	Finished



Ladbroke's Cannon Park QLD Professional
Race 6: ARCHERS THE STRATA PROFESSIONALS
BENCHMARK 55 Handicap - 1250m
18 July 2024 - 14:24
Track Rating: Soft 5, Weather: Fine, Rail Position: True



Section	Overall	1000m	800m	600m	400m	200m								
Section Times	1:14.73 [1] (0:16.58)	0:58.15 [6] (0:10.92)	0:47.23 [5] (0:11.16)	0:36.07 [4] (0:11.87)	0:24.20 [4] (0:11.76)	0:12.44 [1] (0:12.44)								
Average Speed [km/h]	54.2	66.0	64.5	62.5	62.3	58.1								
Top Speed [km/h]	67.6	67.2	65.6	63.4	63.2	60.0								
Avg. Dist. to Rail [m]	0.9	1.4	2.8	3.9	7.4	5.4								
Avg. Stride Freq. [Hz]	2.4	2.4	2.3	2.3	2.4	2.3								
Avg. Stride Length [m]	7.1	7.6	7.8	7.5	7.3	6.9								



[] Ranking at each section and finish
- - - - No data available at this section
NA No data available



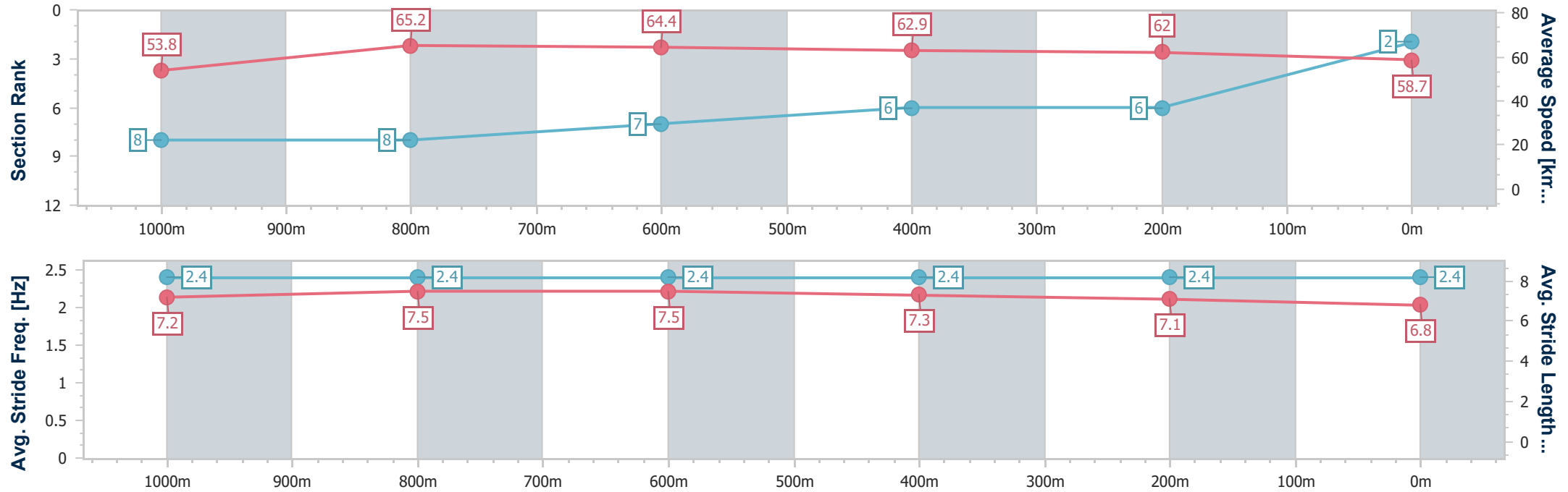
Horse/Jockey Name	Bradshaw
Final Rank	2
Fastest Section Time (Section)	0:11.11 (1000m)
Top Speed [km/h] (Section)	66.4 (1000m)
Race State	Finished



Ladbroke's Cannon Park QLD Professional
Race 6: ARCHERS THE STRATA PROFESSIONALS
BENCHMARK 55 Handicap - 1250m
18 July 2024 - 14:24
Track Rating: Soft 5, Weather: Fine, Rail Position: True



Section	Overall	1000m	800m	600m	400m	200m							
Section Times	1:14.84 [2] (0:16.70)	0:58.14 [8] (0:11.11)	0:47.03 [8] (0:11.19)	0:35.84 [7] (0:11.70)	0:24.14 [6] (0:11.91)	0:12.23 [6] (0:12.23)							
Average Speed [km/h]	53.8	65.2	64.4	62.9	62.0	58.7							
Top Speed [km/h]	65.8	66.4	65.2	64.1	63.7	61.8							
Avg. Dist. to Rail [m]	1.5	1.8	2.4	3.4	8.0	8.5							
Avg. Stride Freq. [Hz]	2.4	2.4	2.4	2.4	2.4	2.4							
Avg. Stride Length [m]	7.2	7.5	7.5	7.3	7.1	6.8							



[] Ranking at each section and finish
-.-.- No data available at this section
NA No data available



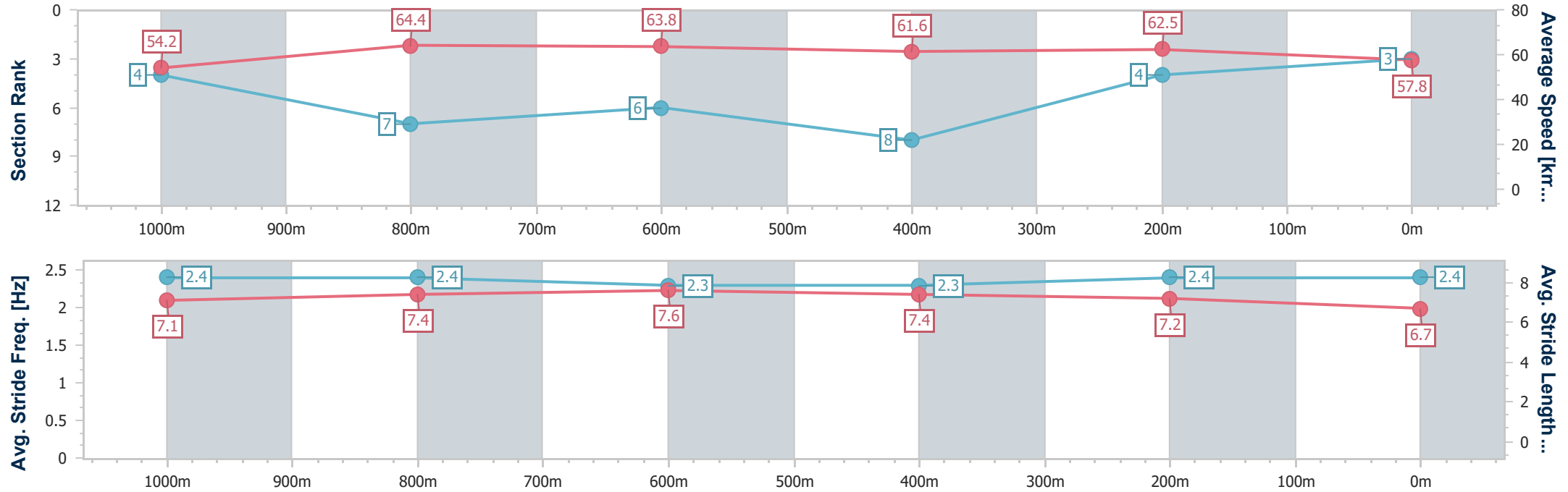
Horse/Jockey Name	Bloomin' Ripper
Final Rank	3
Fastest Section Time (Section)	0:11.12 (1000m)
Top Speed [km/h] (Section)	65.7 (1000m)
Race State	Finished



Ladbrokes Cannon Park QLD Professional
Race 6: ARCHERS THE STRATA PROFESSIONALS
BENCHMARK 55 Handicap - 1250m
18 July 2024 - 14:24
Track Rating: Soft 5, Weather: Fine, Rail Position: True



Section	Overall	1000m	800m	600m	400m	200m							
Section Times	1:14.97 [3] (0:16.53)	0:58.44 [4] (0:11.12)	0:47.32 [7] (0:11.28)	0:36.04 [6] (0:11.86)	0:24.18 [8] (0:11.69)	0:12.49 [4] (0:12.49)							
Average Speed [km/h]	54.2	64.4	63.8	61.6	62.5	57.8							
Top Speed [km/h]	65.6	65.7	64.8	63.4	64.6	60.5							
Avg. Dist. to Rail [m]	0.9	0.8	0.8	1.9	6.5	7.0							
Avg. Stride Freq. [Hz]	2.4	2.4	2.3	2.3	2.4	2.4							
Avg. Stride Length [m]	7.1	7.4	7.6	7.4	7.2	6.7							





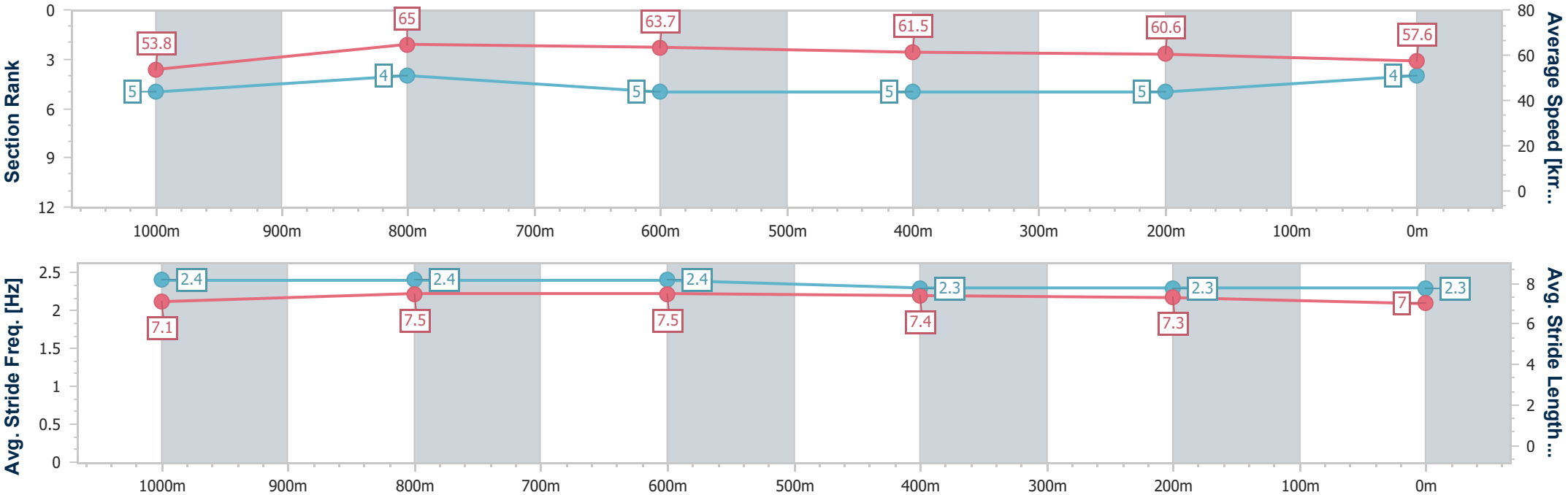
Horse/Jockey Name	My Artie
Final Rank	4
Fastest Section Time (Section)	0:10.92 (1000m)
Top Speed [km/h] (Section)	66.3 (Overall)
Race State	Finished



Ladbroke's Cannon Park QLD Professional
Race 6: ARCHERS THE STRATA PROFESSIONALS
BENCHMARK 55 Handicap - 1250m
18 July 2024 - 14:24
Track Rating: Soft 5, Weather: Fine, Rail Position: True



Section	Overall	1000m	800m	600m	400m	200m							
Section Times	1:15.05 [4] (0:16.53)	0:58.52 [5] (0:10.92)	0:47.60 [4] (0:11.32)	0:36.28 [5] (0:11.78)	0:24.50 [5] (0:12.02)	0:12.48 [5] (0:12.48)							
Average Speed [km/h]	53.8	65.0	63.7	61.5	60.6	57.6							
Top Speed [km/h]	66.3	65.8	65.4	62.2	61.5	59.6							
Avg. Dist. to Rail [m]	3.5	1.7	0.2	1.2	4.3	3.0							
Avg. Stride Freq. [Hz]	2.4	2.4	2.4	2.3	2.3	2.3							
Avg. Stride Length [m]	7.1	7.5	7.5	7.4	7.3	7.0							





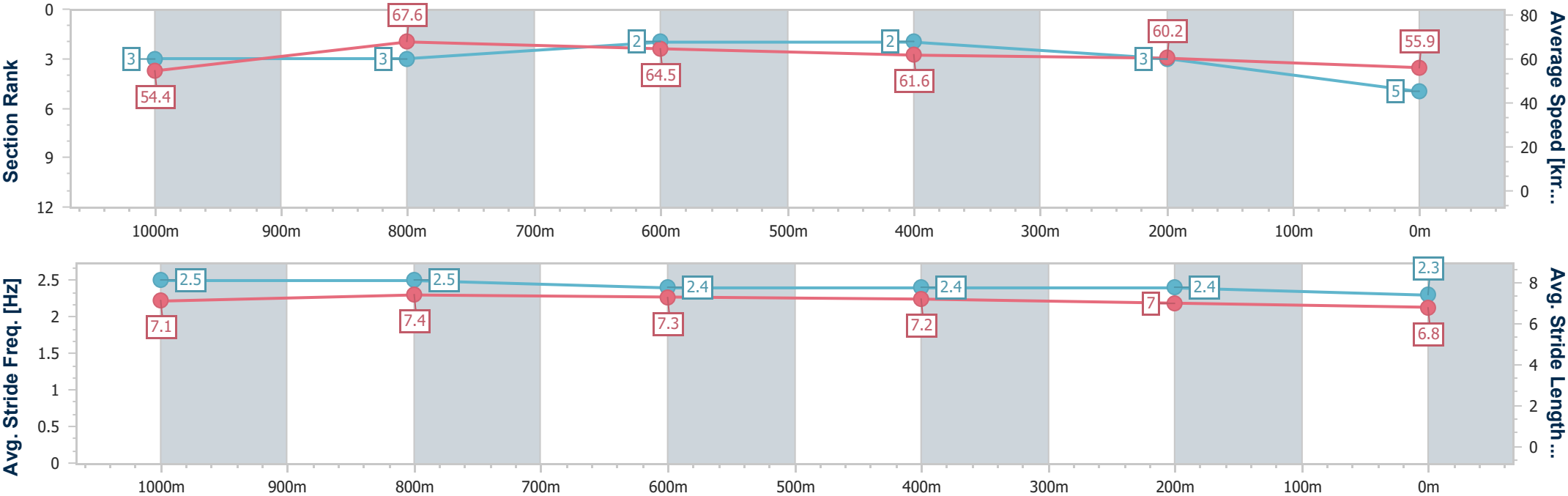
Horse/Jockey Name	Wong Way
Final Rank	5
Fastest Section Time (Section)	0:10.78 (1000m)
Top Speed [km/h] (Section)	67.6 (1000m)
Race State	Finished



Ladbrokes Cannon Park QLD Professional
Race 6: ARCHERS THE STRATA PROFESSIONALS
BENCHMARK 55 Handicap - 1250m
18 July 2024 - 14:24
Track Rating: Soft 5, Weather: Fine, Rail Position: True



Section	Overall	1000m	800m	600m	400m	200m							
Section Times	1:15.35 [5] (0:16.45)	0:58.90 [3] (0:10.78)	0:48.12 [3] (0:11.12)	0:37.00 [2] (0:11.94)	0:25.06 [2] (0:12.19)	0:12.87 [3] (0:12.87)							
Average Speed [km/h]	54.4	67.6	64.5	61.6	60.2	55.9							
Top Speed [km/h]	67.4	67.6	66.7	63.6	60.7	59.1							
Avg. Dist. to Rail [m]	0.8	2.3	3.3	3.3	6.3	4.5							
Avg. Stride Freq. [Hz]	2.5	2.5	2.4	2.4	2.4	2.3							
Avg. Stride Length [m]	7.1	7.4	7.3	7.2	7.0	6.8							





Horse/Jockey Name	How Do You Sleep
Final Rank	6
Fastest Section Time (Section)	0:11.08 (1000m)
Top Speed [km/h] (Section)	66.7 (Overall)
Race State	Finished



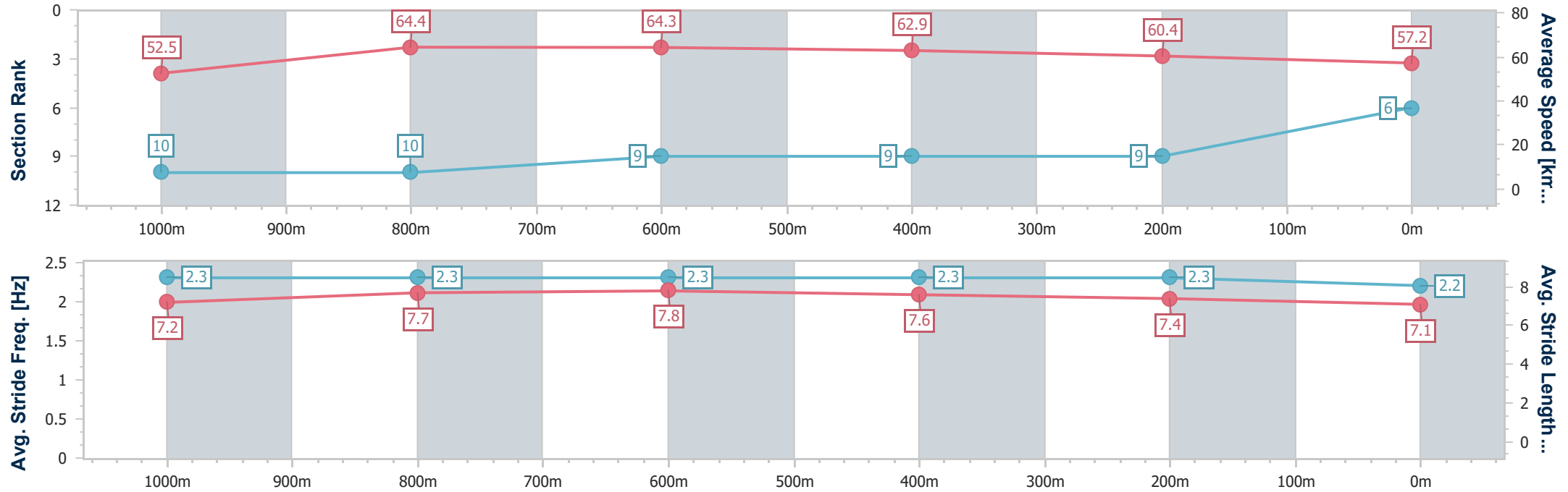
Ladbrokes Cannon Park QLD Professional
Race 6: ARCHERS THE STRATA PROFESSIONALS
BENCHMARK 55 Handicap - 1250m

18 July 2024 - 14:24

Track Rating: Soft 5, Weather: Fine, Rail Position: True



Section	Overall	1000m	800m	600m	400m	200m							
Section Times	1:15.50 [6] (0:16.93)	0:58.57 [10] (0:11.08)	0:47.49 [10] (0:11.19)	0:36.30 [9] (0:11.64)	0:24.66 [9] (0:12.11)	0:12.55 [9] (0:12.55)							
Average Speed [km/h]	52.5	64.4	64.3	62.9	60.4	57.2							
Top Speed [km/h]	66.7	65.5	65.7	64.4	62.3	60.0							
Avg. Dist. to Rail [m]	3.4	1.7	0.9	1.9	6.6	7.1							
Avg. Stride Freq. [Hz]	2.3	2.3	2.3	2.3	2.3	2.2							
Avg. Stride Length [m]	7.2	7.7	7.8	7.6	7.4	7.1							





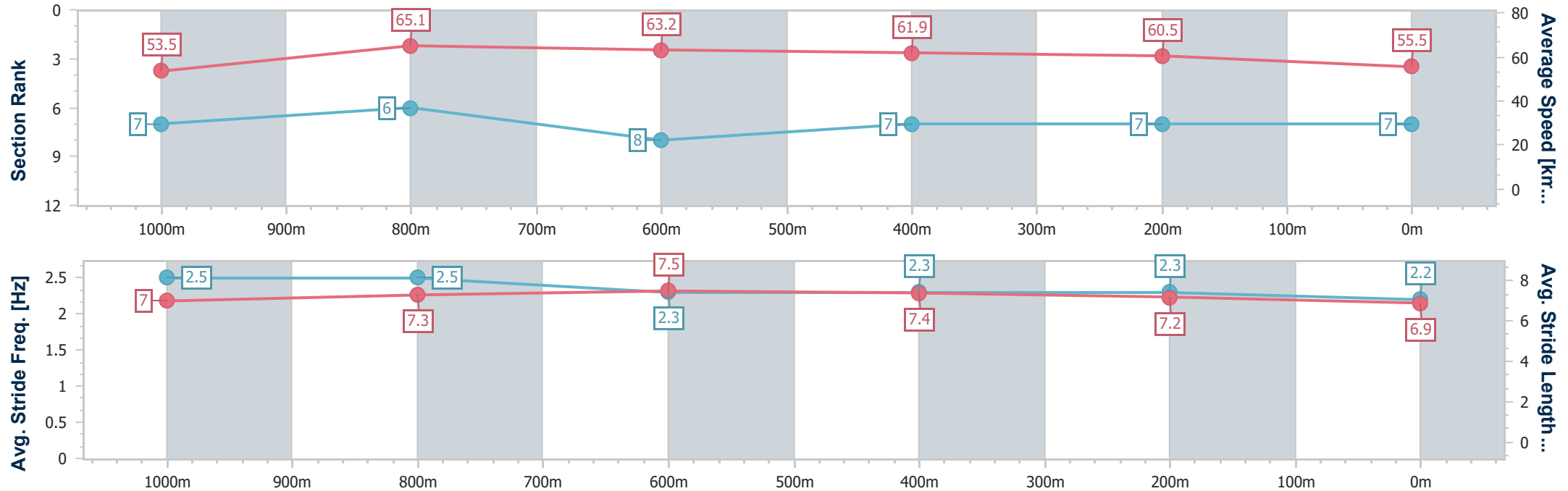
Horse/Jockey Name	Ammand
Final Rank	7
Fastest Section Time (Section)	0:10.95 (1000m)
Top Speed [km/h] (Section)	66.6 (1000m)
Race State	Finished



Ladbroke's Cannon Park QLD Professional
Race 6: ARCHERS THE STRATA PROFESSIONALS
BENCHMARK 55 Handicap - 1250m
18 July 2024 - 14:24
Track Rating: Soft 5, Weather: Fine, Rail Position: True



Section	Overall	1000m	800m	600m	400m	200m							
Section Times	1:15.74 [7] (0:16.68)	0:59.06 [7] (0:10.95)	0:48.11 [6] (0:11.44)	0:36.67 [8] (0:11.66)	0:25.01 [7] (0:12.07)	0:12.94 [7] (0:12.94)							
Average Speed [km/h]	53.5	65.1	63.2	61.9	60.5	55.5							
Top Speed [km/h]	66.4	66.6	64.1	63.1	61.9	59.1							
Avg. Dist. to Rail [m]	1.7	1.5	0.6	1.3	3.2	1.8							
Avg. Stride Freq. [Hz]	2.5	2.5	2.3	2.3	2.3	2.2							
Avg. Stride Length [m]	7.0	7.3	7.5	7.4	7.2	6.9							





Horse/Jockey Name	Dystopian
Final Rank	8
Fastest Section Time (Section)	0:10.99 (1000m)
Top Speed [km/h] (Section)	68.6 (Overall)
Race State	Finished



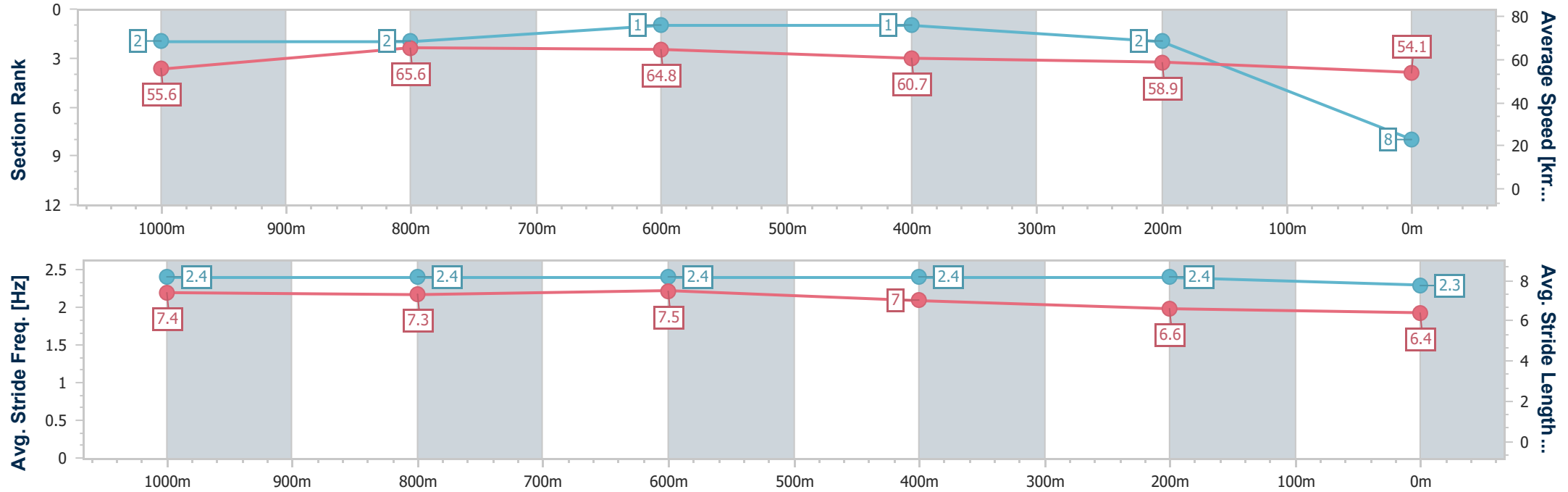
Ladbrokes Cannon Park QLD Professional
Race 6: ARCHERS THE STRATA PROFESSIONALS
BENCHMARK 55 Handicap - 1250m

18 July 2024 - 14:24

Track Rating: Soft 5, Weather: Fine, Rail Position: True



Section	Overall	1000m	800m	600m	400m	200m							
Section Times	1:15.80 [8] (0:16.15)	0:59.65 [2] (0:10.99)	0:48.66 [2] (0:11.15)	0:37.51 [1] (0:11.87)	0:25.64 [1] (0:12.30)	0:13.34 [2] (0:13.34)							
Average Speed [km/h]	55.6	65.6	64.8	60.7	58.9	54.1							
Top Speed [km/h]	68.6	68.0	65.3	63.1	60.3	56.9							
Avg. Dist. to Rail [m]	2.9	1.7	1.2	0.9	3.7	3.5							
Avg. Stride Freq. [Hz]	2.4	2.4	2.4	2.4	2.4	2.3							
Avg. Stride Length [m]	7.4	7.3	7.5	7.0	6.6	6.4							



- [] Ranking at each section and finish
- .-.- No data available at this section
- NA No data available



Horse/Jockey Name	Carveti
Final Rank	9
Fastest Section Time (Section)	0:10.99 (1000m)
Top Speed [km/h] (Section)	69.2 (Overall)
Race State	Finished



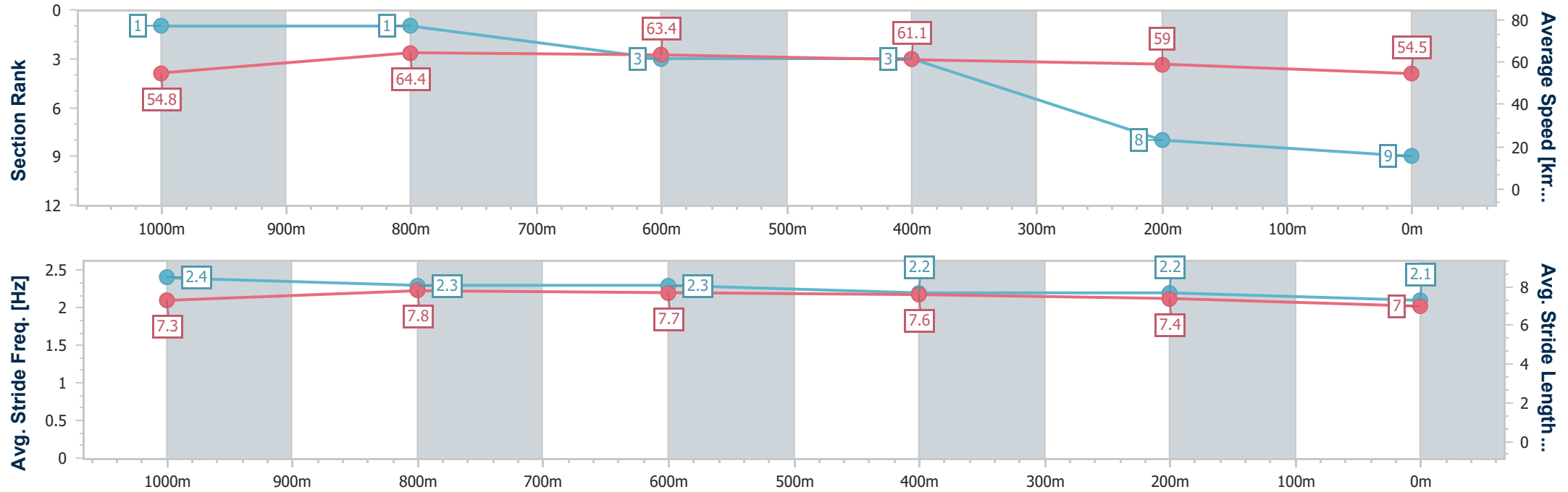
Ladbroke's Cannon Park QLD Professional
Race 6: ARCHERS THE STRATA PROFESSIONALS
BENCHMARK 55 Handicap - 1250m

18 July 2024 - 14:24

Track Rating: Soft 5, Weather: Fine, Rail Position: True



Section	Overall	1000m	800m	600m	400m	200m							
Section Times	1:16.05 [9] (0:16.14)	0:59.91 [1] (0:10.99)	0:48.92 [1] (0:11.35)	0:37.57 [3] (0:11.99)	0:25.58 [3] (0:12.37)	0:13.21 [8] (0:13.21)							
Average Speed [km/h]	54.8	64.4	63.4	61.1	59.0	54.5							
Top Speed [km/h]	69.2	66.0	63.9	62.7	60.3	57.5							
Avg. Dist. to Rail [m]	4.3	2.5	0.6	2.3	5.8	6.6							
Avg. Stride Freq. [Hz]	2.4	2.3	2.3	2.2	2.2	2.1							
Avg. Stride Length [m]	7.3	7.8	7.7	7.6	7.4	7.0							



- [] Ranking at each section and finish
- .-.- No data available at this section
- NA No data available



Horse/Jockey Name	Bold Zip
Final Rank	10
Fastest Section Time (Section)	0:11.14 (1000m)
Top Speed [km/h] (Section)	65.9 (1000m)
Race State	Finished

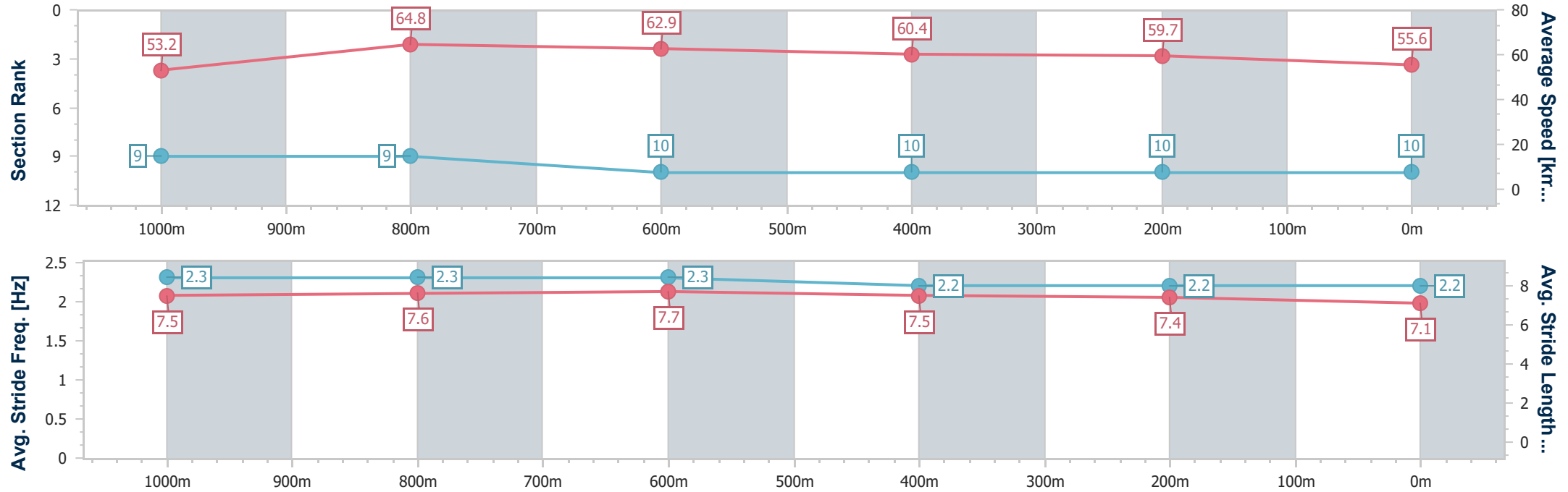


Ladbroke's Cannon Park QLD Professional
Race 6: ARCHERS THE STRATA PROFESSIONALS
BENCHMARK 55 Handicap - 1250m
18 July 2024 - 14:24



Track Rating: Soft 5, Weather: Fine, Rail Position: True

Section	Overall	1000m	800m	600m	400m	200m							
Section Times	1:16.62 [10] (0:16.83)	0:59.79 [9] (0:11.14)	0:48.65 [9] (0:11.46)	0:37.19 [10] (0:12.03)	0:25.16 [10] (0:12.24)	0:12.92 [10] (0:12.92)							
Average Speed [km/h]	53.2	64.8	62.9	60.4	59.7	55.6							
Top Speed [km/h]	65.2	65.9	65.5	61.9	61.1	60.8							
Avg. Dist. to Rail [m]	1.6	1.3	0.9	1.9	4.9	5.2							
Avg. Stride Freq. [Hz]	2.3	2.3	2.3	2.2	2.2	2.2							
Avg. Stride Length [m]	7.5	7.6	7.7	7.5	7.4	7.1							





Ladbroke's Cannon Park QLD Professional
Race 7: MARSH ADVANTAGE INSURANCE BENCHMARK 60 Handicap -
950m
18 July 2024 - 15:01



Track Rating: Soft 5, Weather: Fine, Rail Position: True

Section						Overall	800m	600m	400m	200m	Last 600m		
Field Times						0:54.45 (0:10.06)	0:44.39 (0:10.03)	0:34.36 (0:10.64)	0:23.72 (0:11.40)	0:12.32 (0:12.32)	0:34.36		
Rank	TAB	Horse/Jockey	Barrier	Top Speed [km/h]	Fastest Section						Margin		
1	3	WELL IN SIGHT	15	72.7	0:10.08	0:54.45 [1]	0:44.37 [2]	0:34.22 [5]	0:23.37 [3]	0:11.90 [3]	0:54.45	0:34.22	
		Zac Sprie		800m	Overall	(0:10.08)	(0:10.15)	(0:10.85)	(0:11.47)	(0:11.90)			
2	6	MAZZARATTI	18	73.1	0:09.97	0:54.58 [2]	0:44.45 [6]	0:34.48 [2]	0:23.85 [1]	0:12.45 [1]	0.78L	0:34.48	-7
		Jenna Edwards		800m	800m	(0:10.13)	(0:09.97)	(0:10.63)	(0:11.40)	(0:12.45)			
3	1	COUNTER COMMAND	6	72.2	0:10.13	0:54.73 [3]	0:44.57 [7]	0:34.44 [6]	0:23.49 [5]	0:12.01 [4]	1.63L	0:34.44	-3
		Leah Martyn		800m	800m	(0:10.16)	(0:10.13)	(0:10.95)	(0:11.48)	(0:12.01)			
4	12	HARTSHORN	9	73.8	0:10.00	0:54.82 [4]	0:44.73 [4]	0:34.73 [1]	0:23.79 [2]	0:12.27 [2]	2.16L	0:34.73	-3
		Nathan Thomas		800m	800m	(0:10.09)	(0:10.00)	(0:10.94)	(0:11.52)	(0:12.27)			
5	10	KINJINA	7	70.8	0:10.10	0:55.20 [5]	0:45.10 [5]	0:34.83 [7]	0:23.93 [6]	0:12.25 [6]	4.43L	0:34.83	-1
		Justin Huxtable		800m	Overall	(0:10.10)	(0:10.27)	(0:10.90)	(0:11.68)	(0:12.25)			
6	7	SATURDAY VIBES	17	73.0	0:10.05	0:55.28 [6]	0:45.19 [3]	0:35.14 [3]	0:24.13 [4]	0:12.52 [5]	4.86L	0:35.14	+1
		Ryan Wiggins		800m	800m	(0:10.09)	(0:10.05)	(0:11.01)	(0:11.61)	(0:12.52)			
7	4	LIDDER VALLEY	1	69.7	0:10.53	0:55.33 [7]	0:44.67 [9]	0:34.14 [9]	0:23.43 [9]	0:11.99 [7]	5.18L	0:34.14	-7
		Chelsea Jokic		800m	800m	(0:10.66)	(0:10.53)	(0:10.71)	(0:11.44)	(0:11.99)			
8	11	ALL TO DO	13	70.5	0:10.34	0:55.73 [8]	0:45.14 [8]	0:34.80 [8]	0:23.85 [8]	0:12.30 [8]	7.51L	0:34.80	-1
		Pietro Romeo		800m	800m	(0:10.59)	(0:10.34)	(0:10.95)	(0:11.55)	(0:12.30)			
9	2	MODERNISM	8	68.4	0:10.89	0:56.89 [9]	0:45.78 [10]	0:34.89 [10]	0:23.77 [10]	0:12.32 [10]	14.35L	0:34.89	-5
		Jackson Murphy		800m	800m	(0:11.11)	(0:10.89)	(0:11.12)	(0:11.45)	(0:12.32)			
10	9	IAMRUSTYPARKER	3	72.2	0:10.06	0:57.52 [10]	0:47.46 [1]	0:37.35 [4]	0:26.20 [7]	0:13.65 [9]	18.03L	0:37.35	-3
		Nathan Day		800m	Overall	(0:10.06)	(0:10.11)	(0:11.15)	(0:12.55)	(0:13.65)			

Scratched: Five Bulls (#13), Bean Warrior (#15), Bakersfield (#16), Rue Lepic (#19), Loburn Lass (#5), Bold Feeling (#8), Shere Khan (#17), Prophetess (#14), Sonic Light (#18)

Report Created: Thu 18 July 2024 16:38 GMT+10 (Note: Timing is based on position data)

Page 1/11

[] Ranking at each section and finish
-:-:- No data available at this section
NA No data available

SCN Saddle cloth number
DNF Did not finish
DNT Did not track

data processed by TRIPLESDATA



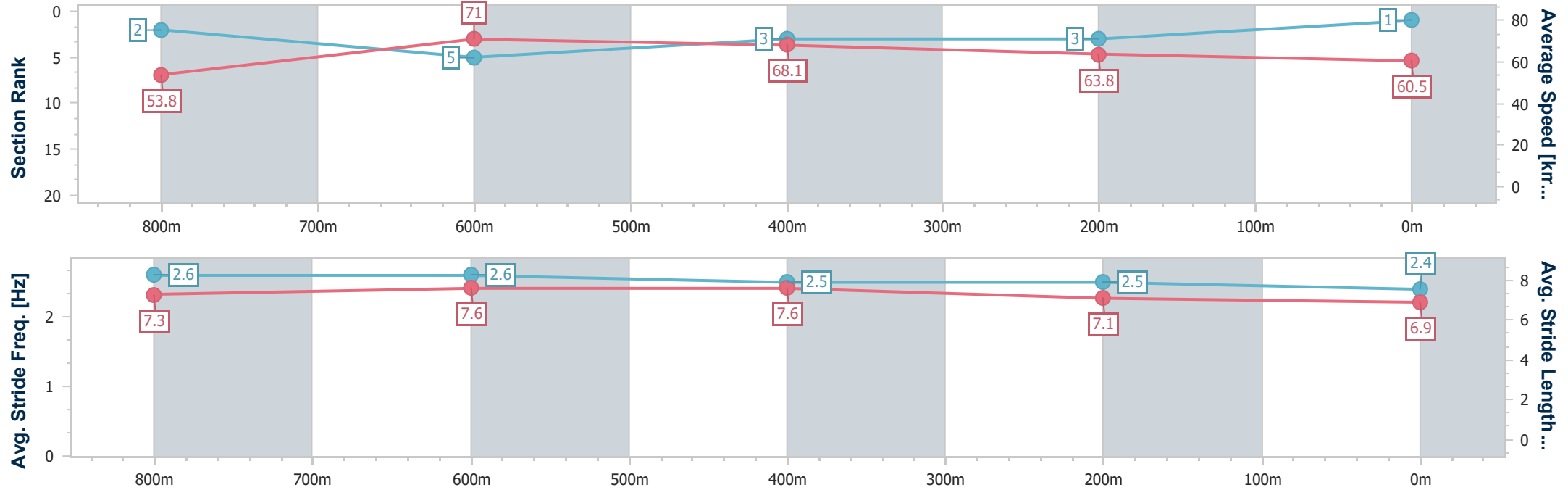
Horse/Jockey Name	Well In Sight
Final Rank	1
Fastest Section Time (Section)	0:10.08 (Overall)
Top Speed [km/h] (Section)	72.7 (800m)
Race State	Finished



Ladbrokes Cannon Park QLD Professional
Race 7: MARSH ADVANTAGE INSURANCE BENCHMARK 60
Handicap - 950m
18 July 2024 - 15:01
Track Rating: Soft 5, Weather: Fine, Rail Position: True



Section	Overall	800m	600m	400m	200m														
Section Times	0:54.45 [1] (0:10.08)	0:44.37 [2] (0:10.15)	0:34.22 [5] (0:10.85)	0:23.37 [3] (0:11.47)	0:11.90 [3] (0:11.90)														
Average Speed [km/h]	53.8	71.0	68.1	63.8	60.5														
Top Speed [km/h]	71.9	72.7	70.4	65.0	63.3														
Avg. Dist. to Rail [m]	7.5	4.0	4.0	7.2	6.7														
Avg. Stride Freq. [Hz]	2.6	2.6	2.5	2.5	2.4														
Avg. Stride Length [m]	7.3	7.6	7.6	7.1	6.9														





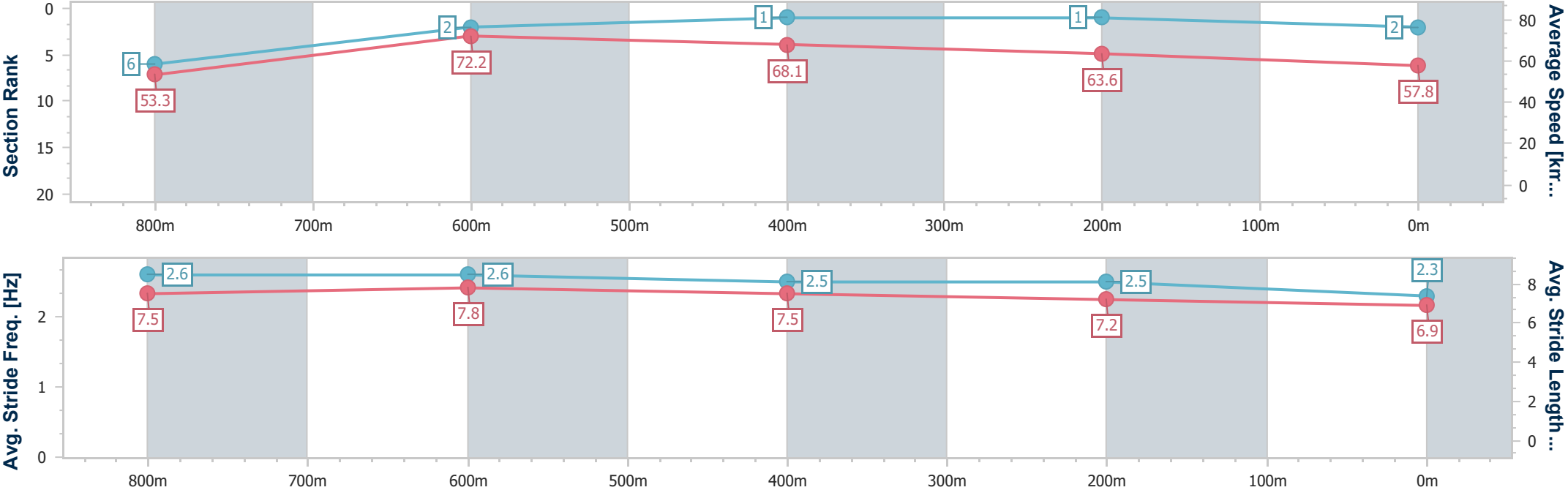
Horse/Jockey Name	Mazzaratti
Final Rank	2
Fastest Section Time (Section)	0:09.97 (800m)
Top Speed [km/h] (Section)	73.1 (800m)
Race State	Finished



Ladbrokes Cannon Park QLD Professional
Race 7: MARSH ADVANTAGE INSURANCE BENCHMARK 60
Handicap - 950m
18 July 2024 - 15:01
Track Rating: Soft 5, Weather: Fine, Rail Position: True



Section	Overall	800m	600m	400m	200m														
Section Times	0:54.58 [2] (0:10.13)	0:44.45 [6] (0:09.97)	0:34.48 [2] (0:10.63)	0:23.85 [1] (0:11.40)	0:12.45 [1] (0:12.45)														
Average Speed [km/h]	53.3	72.2	68.1	63.6	57.8														
Top Speed [km/h]	72.1	73.1	71.5	65.6	62.0														
Avg. Dist. to Rail [m]	8.1	2.6	1.1	2.9	2.3														
Avg. Stride Freq. [Hz]	2.6	2.6	2.5	2.5	2.3														
Avg. Stride Length [m]	7.5	7.8	7.5	7.2	6.9														





Horse/Jockey Name	Counter Command
Final Rank	3
Fastest Section Time (Section)	0:10.13 (800m)
Top Speed [km/h] (Section)	72.2 (800m)
Race State	Finished

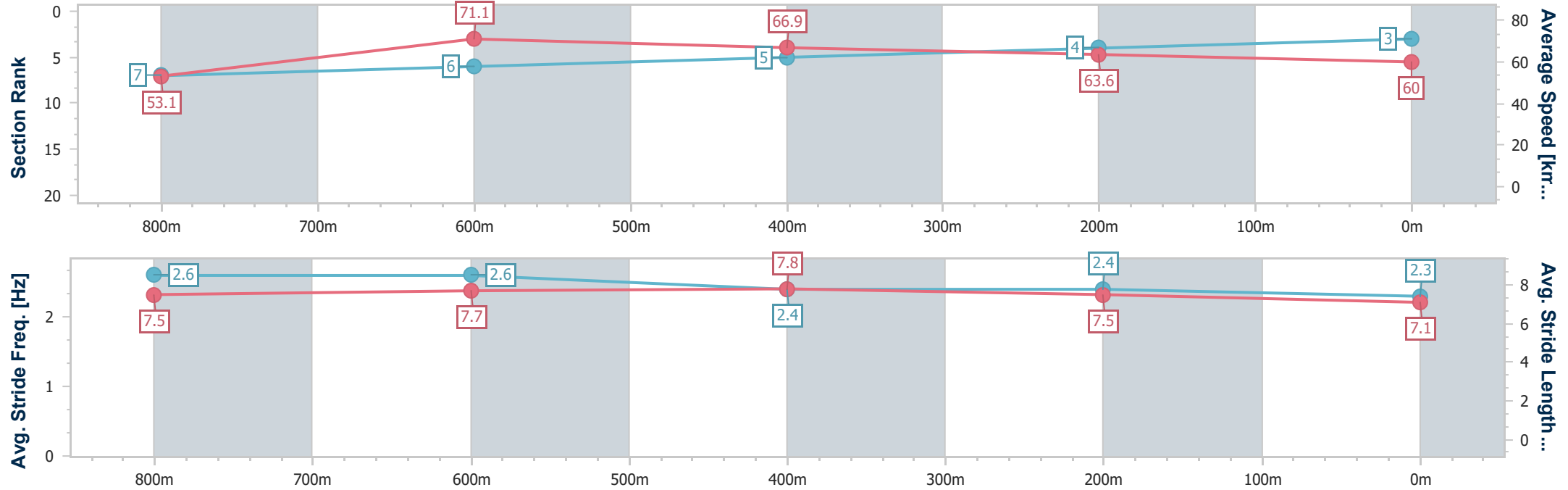


Ladbrokes Cannon Park QLD Professional
Race 7: MARSH ADVANTAGE INSURANCE BENCHMARK 60
Handicap - 950m
18 July 2024 - 15:01



Track Rating: Soft 5, Weather: Fine, Rail Position: True

Section	Overall	800m	600m	400m	200m										
Section Times	0:54.73 [3] (0:10.16)	0:44.57 [7] (0:10.13)	0:34.44 [6] (0:10.95)	0:23.49 [5] (0:11.48)	0:12.01 [4] (0:12.01)										
Average Speed [km/h]	53.1	71.1	66.9	63.6	60.0										
Top Speed [km/h]	71.5	72.2	70.6	64.5	62.1										
Avg. Dist. to Rail [m]	3.8	2.0	3.1	4.4	2.4										
Avg. Stride Freq. [Hz]	2.6	2.6	2.4	2.4	2.3										
Avg. Stride Length [m]	7.5	7.7	7.8	7.5	7.1										





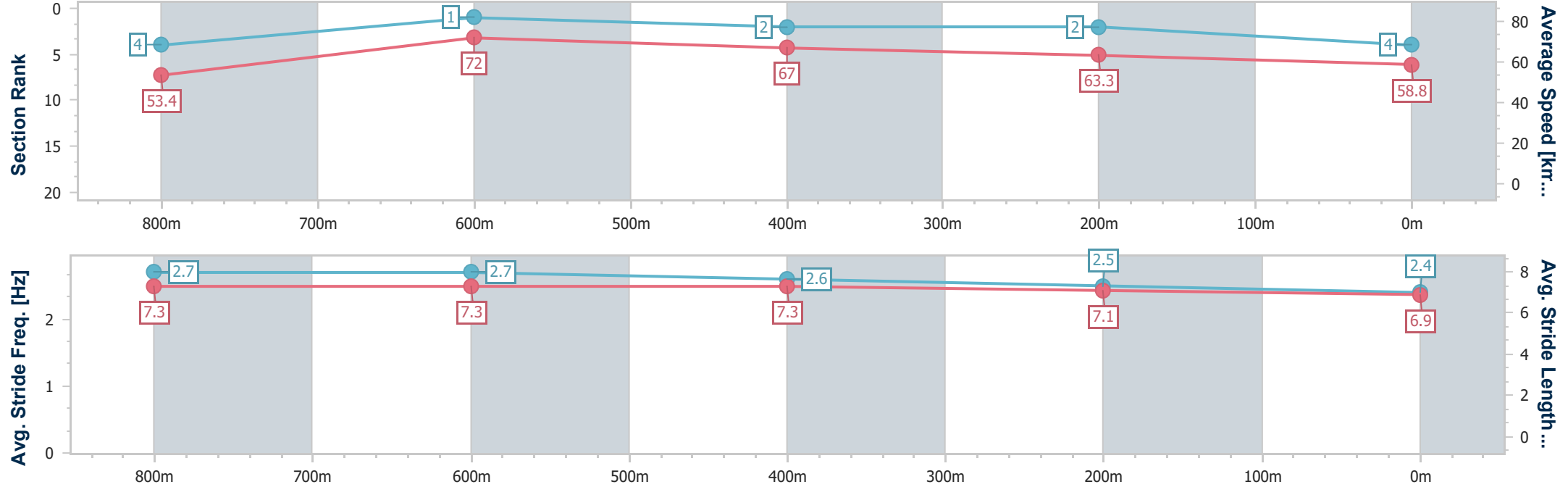
Horse/Jockey Name	Hartshorn
Final Rank	4
Fastest Section Time (Section)	0:10.00 (800m)
Top Speed [km/h] (Section)	73.8 (800m)
Race State	Finished



Ladbrokes Cannon Park QLD Professional
Race 7: MARSH ADVANTAGE INSURANCE BENCHMARK 60
Handicap - 950m
18 July 2024 - 15:01
Track Rating: Soft 5, Weather: Fine, Rail Position: True



Section	Overall	800m	600m	400m	200m									
Section Times	0:54.82 [4] (0:10.09)	0:44.73 [4] (0:10.00)	0:34.73 [1] (0:10.94)	0:23.79 [2] (0:11.52)	0:12.27 [2] (0:12.27)									
Average Speed [km/h]	53.4	72.0	67.0	63.3	58.8									
Top Speed [km/h]	73.5	73.8	69.7	66.3	61.8									
Avg. Dist. to Rail [m]	4.1	2.9	2.7	5.4	5.9									
Avg. Stride Freq. [Hz]	2.7	2.7	2.6	2.5	2.4									
Avg. Stride Length [m]	7.3	7.3	7.3	7.1	6.9									





Horse/Jockey Name	Kinjina
Final Rank	5
Fastest Section Time (Section)	0:10.10 (Overall)
Top Speed [km/h] (Section)	70.8 (800m)
Race State	Finished

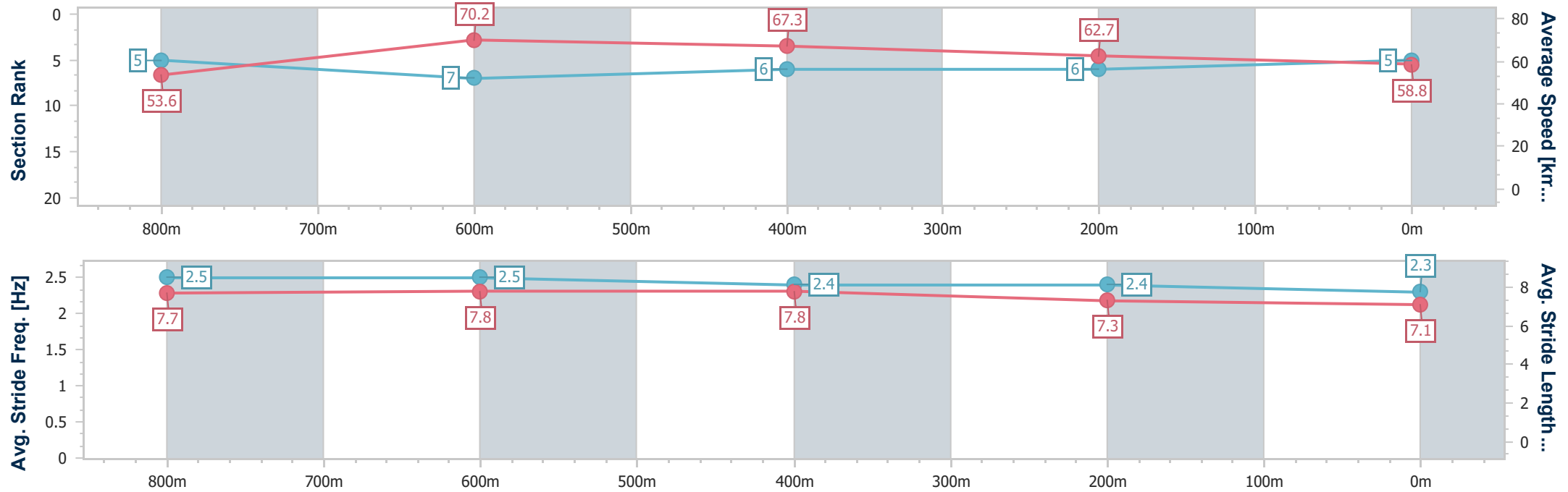


Ladbrokes Cannon Park QLD Professional
Race 7: MARSH ADVANTAGE INSURANCE BENCHMARK 60
Handicap - 950m
18 July 2024 - 15:01



Track Rating: Soft 5, Weather: Fine, Rail Position: True

Section	Overall	800m	600m	400m	200m										
Section Times	0:55.20 [5] (0:10.10)	0:45.10 [5] (0:10.27)	0:34.83 [7] (0:10.90)	0:23.93 [6] (0:11.68)	0:12.25 [6] (0:12.25)										
Average Speed [km/h]	53.6	70.2	67.3	62.7	58.8										
Top Speed [km/h]	68.8	70.8	69.5	66.1	60.9										
Avg. Dist. to Rail [m]	4.6	2.1	2.9	5.9	7.0										
Avg. Stride Freq. [Hz]	2.5	2.5	2.4	2.4	2.3										
Avg. Stride Length [m]	7.7	7.8	7.8	7.3	7.1										





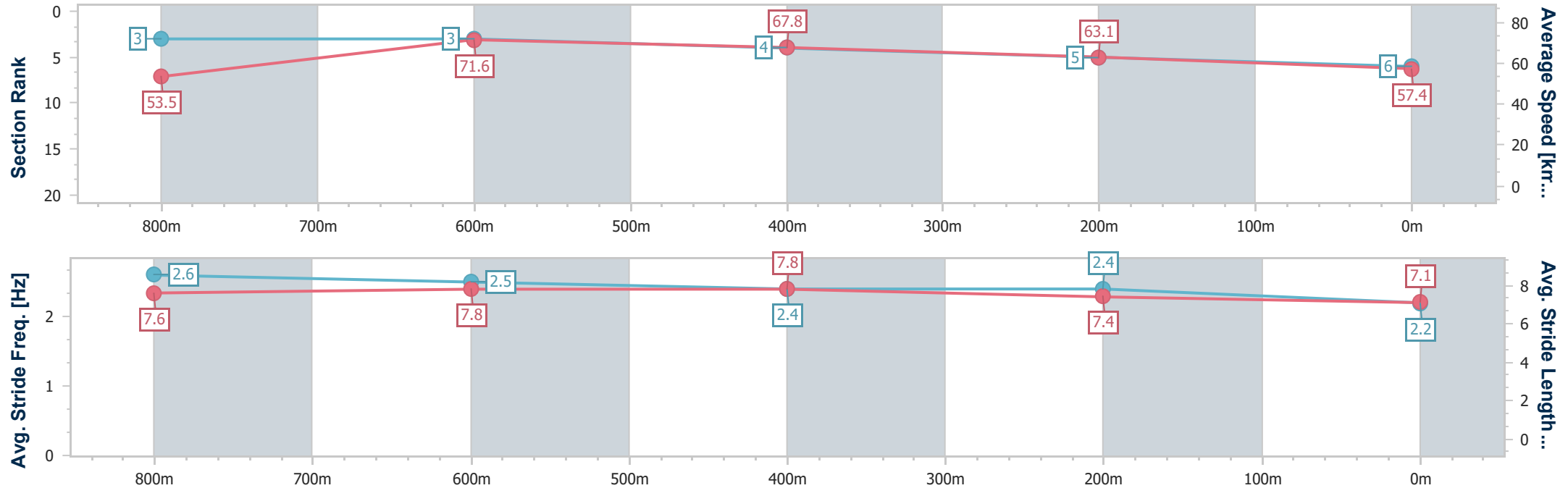
Horse/Jockey Name	Saturday Vibes
Final Rank	6
Fastest Section Time (Section)	0:10.05 (800m)
Top Speed [km/h] (Section)	73.0 (800m)
Race State	Finished



Ladbroke's Cannon Park QLD Professional
Race 7: MARSH ADVANTAGE INSURANCE BENCHMARK 60
Handicap - 950m
18 July 2024 - 15:01
Track Rating: Soft 5, Weather: Fine, Rail Position: True



Section	Overall	800m	600m	400m	200m										
Section Times	0:55.28 [6] (0:10.09)	0:45.19 [3] (0:10.05)	0:35.14 [3] (0:11.01)	0:24.13 [4] (0:11.61)	0:12.52 [5] (0:12.52)										
Average Speed [km/h]	53.5	71.6	67.8	63.1	57.4										
Top Speed [km/h]	72.4	73.0	71.1	65.3	60.6										
Avg. Dist. to Rail [m]	11.0	6.0	5.4	6.6	5.4										
Avg. Stride Freq. [Hz]	2.6	2.5	2.4	2.4	2.2										
Avg. Stride Length [m]	7.6	7.8	7.8	7.4	7.1										





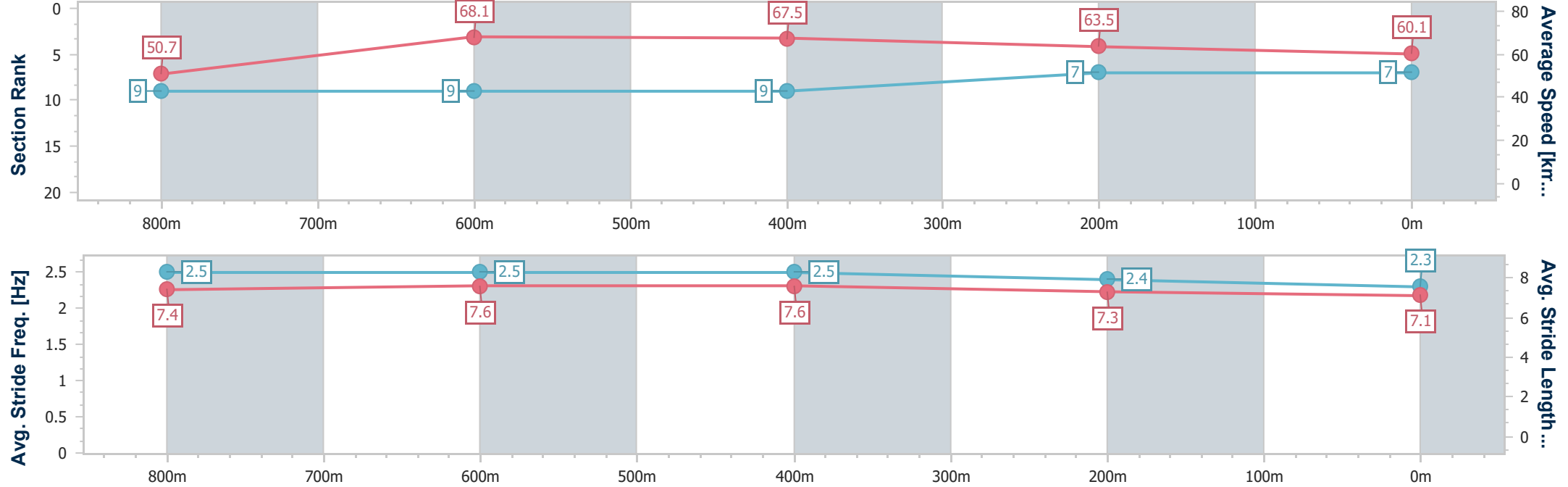
Horse/Jockey Name	Lidder Valley
Final Rank	7
Fastest Section Time (Section)	0:10.53 (800m)
Top Speed [km/h] (Section)	69.7 (800m)
Race State	Finished



Ladbrokes Cannon Park QLD Professional
Race 7: MARSH ADVANTAGE INSURANCE BENCHMARK 60
Handicap - 950m
18 July 2024 - 15:01
Track Rating: Soft 5, Weather: Fine, Rail Position: True



Section	Overall	800m	600m	400m	200m														
Section Times	0:55.33 [7] (0:10.66)	0:44.67 [9] (0:10.53)	0:34.14 [9] (0:10.71)	0:23.43 [9] (0:11.44)	0:11.99 [7] (0:11.99)														
Average Speed [km/h]	50.7	68.1	67.5	63.5	60.1														
Top Speed [km/h]	66.9	69.7	69.3	65.2	62.5														
Avg. Dist. to Rail [m]	0.7	0.5	0.7	4.2	3.7														
Avg. Stride Freq. [Hz]	2.5	2.5	2.5	2.4	2.3														
Avg. Stride Length [m]	7.4	7.6	7.6	7.3	7.1														





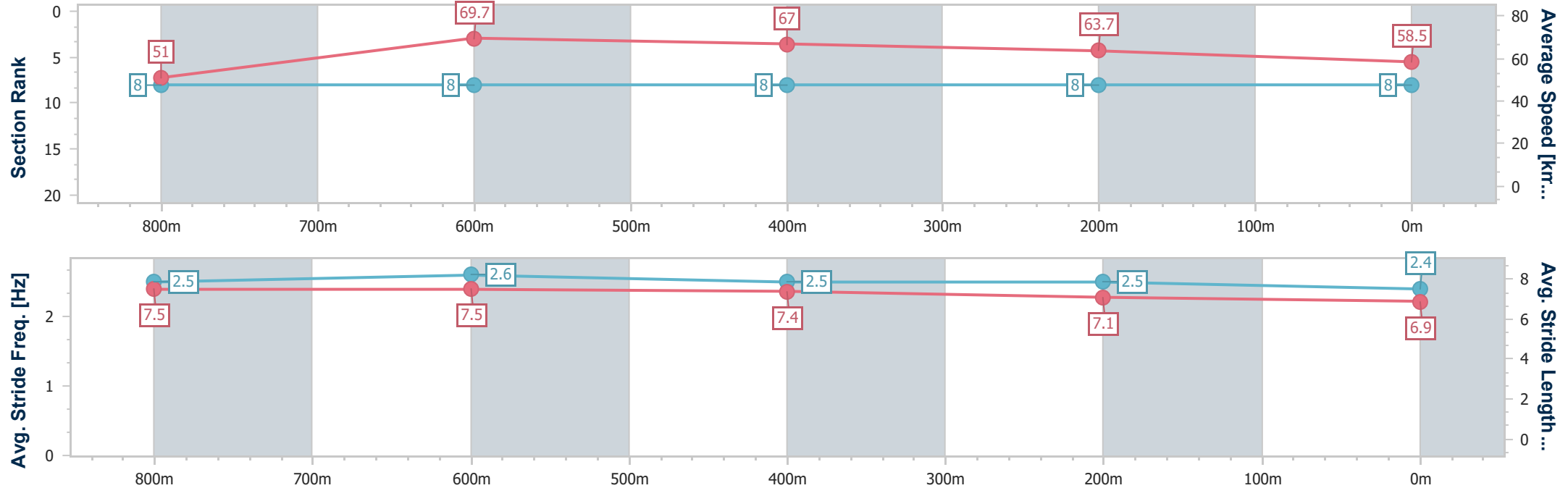
Horse/Jockey Name	All To Do
Final Rank	8
Fastest Section Time (Section)	0:10.34 (800m)
Top Speed [km/h] (Section)	70.5 (800m)
Race State	Finished



Ladbroke's Cannon Park QLD Professional
Race 7: MARSH ADVANTAGE INSURANCE BENCHMARK 60
Handicap - 950m
18 July 2024 - 15:01
Track Rating: Soft 5, Weather: Fine, Rail Position: True



Section	Overall	800m	600m	400m	200m															
Section Times	0:55.73 [8] (0:10.59)	0:45.14 [8] (0:10.34)	0:34.80 [8] (0:10.95)	0:23.85 [8] (0:11.55)	0:12.30 [8] (0:12.30)															
Average Speed [km/h]	51.0	69.7	67.0	63.7	58.5															
Top Speed [km/h]	69.6	70.5	69.7	65.4	61.5															
Avg. Dist. to Rail [m]	4.4	0.9	2.7	8.1	9.5															
Avg. Stride Freq. [Hz]	2.5	2.6	2.5	2.5	2.4															
Avg. Stride Length [m]	7.5	7.5	7.4	7.1	6.9															





Horse/Jockey Name	Modernism
Final Rank	9
Fastest Section Time (Section)	0:10.89 (800m)
Top Speed [km/h] (Section)	68.4 (800m)
Race State	Finished

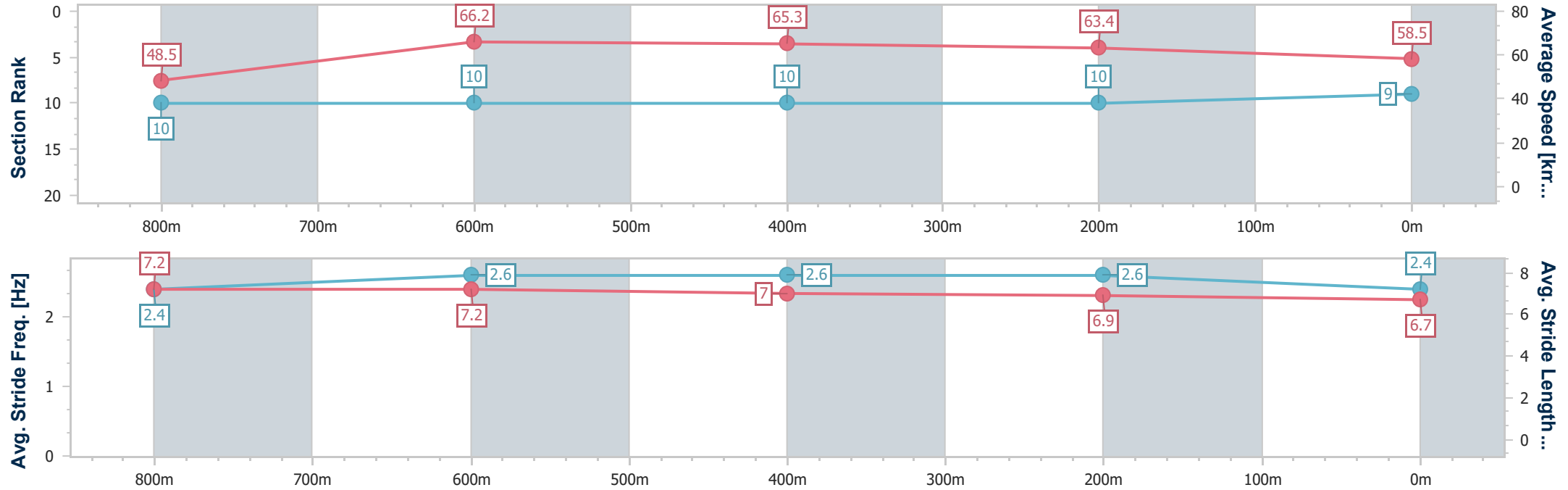


Ladbrokes Cannon Park QLD Professional
Race 7: MARSH ADVANTAGE INSURANCE BENCHMARK 60
Handicap - 950m
18 July 2024 - 15:01



Track Rating: Soft 5, Weather: Fine, Rail Position: True

Section	Overall	800m	600m	400m	200m										
Section Times	0:56.89 [9] (0:11.11)	0:45.78 [10] (0:10.89)	0:34.89 [10] (0:11.12)	0:23.77 [10] (0:11.45)	0:12.32 [10] (0:12.32)										
Average Speed [km/h]	48.5	66.2	65.3	63.4	58.5										
Top Speed [km/h]	64.7	68.4	68.4	64.2	62.6										
Avg. Dist. to Rail [m]	3.3	1.0	1.7	4.3	6.2										
Avg. Stride Freq. [Hz]	2.4	2.6	2.6	2.6	2.4										
Avg. Stride Length [m]	7.2	7.2	7.0	6.9	6.7										





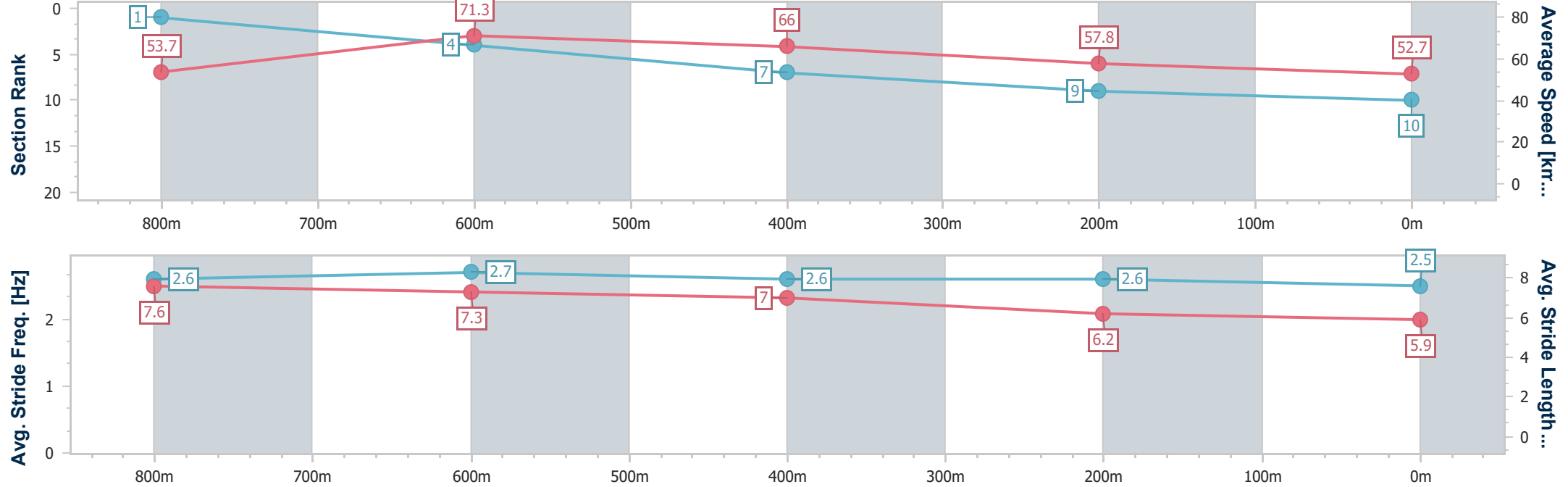
Horse/Jockey Name	lamrustyparker
Final Rank	10
Fastest Section Time (Section)	0:10.06 (Overall)
Top Speed [km/h] (Section)	72.2 (800m)
Race State	Finished



Ladbroke's Cannon Park QLD Professional
Race 7: MARSH ADVANTAGE INSURANCE BENCHMARK 60
Handicap - 950m
18 July 2024 - 15:01
Track Rating: Soft 5, Weather: Fine, Rail Position: True



Section	Overall	800m	600m	400m	200m														
Section Times	0:57.52 [10] (0:10.06)	0:47.46 [1] (0:10.11)	0:37.35 [4] (0:11.15)	0:26.20 [7] (0:12.55)	0:13.65 [9] (0:13.65)														
Average Speed [km/h]	53.7	71.3	66.0	57.8	52.7														
Top Speed [km/h]	71.5	72.2	69.2	61.1	55.5														
Avg. Dist. to Rail [m]	1.1	0.9	3.4	2.8	5.3														
Avg. Stride Freq. [Hz]	2.6	2.7	2.6	2.6	2.5														
Avg. Stride Length [m]	7.6	7.3	7.0	6.2	5.9														





Ladbroke's Cannon Park QLD Professional
Race 8: STRATA COMPLIANCE SOLUTIONS OPEN Handicap - 1400m
18 July 2024 - 15:34



Track Rating: Soft 5, Weather: Fine, Rail Position: True

Section		Overall				1200m	1000m	800m	600m	400m	Last 600m	
Field Times		1:23.69 (0:13.98)				1:09.71 (0:10.45)	0:59.26 (0:11.66)	0:47.60 (0:11.99)	0:35.61 (0:11.80)	0:23.81 (0:11.90)	0:35.61	
Rank	TAB	Horse/Jockey	Barrier	Top Speed [km/h]	Fastest Section							Distance Travelled [m]
1	3	PRIME RULER	10	67.4	0:10.79	1:23.69 [1]	1:09.35 [6]	0:58.56 [7]	0:46.80 [8]	0:34.99 [10]	0:23.25 [9]	0:34.99
		Justin Huxtable		1200m	1200m	(0:14.34)	(0:10.79)	(0:11.76)	(0:11.81)	(0:11.74)	(0:11.54)	
2	10	HARROW	11	68.3	0:10.81	1:23.74 [2]	1:08.93 [9]	0:58.12 [10]	0:46.72 [11]	0:35.23 [8]	0:23.49 [6]	0:35.23 +0
		Nathan Thomas		1200m	1200m	(0:14.81)	(0:10.81)	(0:11.40)	(0:11.49)	(0:11.74)	(0:11.71)	
3	12	TRODAIRE	7	67.4	0:10.66	1:23.94 [3]	1:09.07 [10]	0:58.41 [9]	0:47.32 [6]	0:35.86 [1]	0:24.03 [2]	0:35.86 -5
		Leah Martyn		1200m	1200m	(0:14.87)	(0:10.66)	(0:11.09)	(0:11.46)	(0:11.83)	(0:11.87)	
4	6	GULF OF LION	4	66.8	0:10.88	1:24.25 [4]	1:09.70 [8]	0:58.82 [8]	0:47.34 [9]	0:35.49 [11]	0:23.65 [11]	0:35.49 -6
		Graham Kliese		Overall	1200m	(0:14.55)	(0:10.88)	(0:11.48)	(0:11.85)	(0:11.84)	(0:11.68)	
5	5	VIVENZO	6	67.6	0:10.52	1:24.26 [5]	1:09.90 [7]	0:59.38 [5]	0:47.87 [4]	0:36.07 [4]	0:24.24 [4]	0:36.07 -6
		Lacey Morrison		Overall	1200m	(0:14.36)	(0:10.52)	(0:11.51)	(0:11.80)	(0:11.83)	(0:11.91)	
6	1	BRILLIANT MIND	5	68.1	0:10.70	1:24.36 [6]	1:10.29 [3]	0:59.59 [4]	0:47.88 [5]	0:36.13 [5]	0:24.34 [3]	0:36.13 -1
		Ryan Wiggins		1200m	1200m	(0:14.07)	(0:10.70)	(0:11.71)	(0:11.75)	(0:11.79)	(0:11.86)	
7	8	HIGHER LOVE	12	67.4	0:10.75	1:24.37 [7]	1:09.26 [12]	0:58.51 [12]	0:47.08 [12]	0:35.53 [12]	0:23.73 [12]	0:35.53 +4
		Denicious Smith		1200m	1200m	(0:15.11)	(0:10.75)	(0:11.43)	(0:11.55)	(0:11.80)	(0:11.66)	
8	2	YES DREAM	2	70.3	0:10.58	1:24.54 [8]	1:10.56 [1]	0:59.98 [2]	0:48.37 [2]	0:36.41 [2]	0:24.66 [1]	0:36.41 -6
		Scott Sheargold		1200m	1200m	(0:13.98)	(0:10.58)	(0:11.61)	(0:11.96)	(0:11.75)	(0:12.04)	
9	11	LOUD NOISE	9	67.9	0:10.70	1:24.73 [9]	1:10.44 [5]	0:59.74 [6]	0:47.99 [7]	0:36.27 [7]	0:24.41 [7]	0:36.27 +0
		Zac Sprie		1200m	1200m	(0:14.29)	(0:10.70)	(0:11.75)	(0:11.72)	(0:11.86)	(0:11.92)	
10	9	VIENNA RAIN	8	67.8	0:10.74	1:24.82 [10]	1:09.88 [11]	0:59.14 [11]	0:47.83 [10]	0:36.23 [9]	0:24.31 [10]	0:36.23 +5
		Jackson Murphy		1200m	1200m	(0:14.94)	(0:10.74)	(0:11.31)	(0:11.60)	(0:11.92)	(0:12.01)	

Report Created: Thu 18 July 2024 16:40 GMT+10 (Note: Timing is based on position data)

Page 1/16

[] Ranking at each section and finish
-:-:- No data available at this section
NA No data available

SCN Saddle cloth number
DNF Did not finish
DNT Did not track

data processed by TRIPLESDATA



Ladbrokes Cannon Park QLD Professional
Race 8: STRATA COMPLIANCE SOLUTIONS OPEN Handicap - 1400m
18 July 2024 - 15:34



Track Rating: Soft 5, Weather: Fine, Rail Position: True

Section						Overall	1200m	1000m	800m	600m	400m	Last 600m	
Field Times						1:23.69 (0:13.98)	1:09.71 (0:10.45)	0:59.26 (0:11.66)	0:47.60 (0:11.99)	0:35.61 (0:11.80)	0:23.81 (0:11.90)	0:35.61	
Rank	TAB	Horse/Jockey	Barrier	Top Speed [km/h]	Fastest Section								Distance Travelled [m]
11	4	ACROBATIC	1	69.9	0:10.44	1:26.04 [11]	1:12.05 [2]	1:01.61 [1]	0:49.95 [1]	0:37.91 [2]	0:25.91 [5]	0:37.91	-9
		Chris Whiteley		1200m	1200m	(0:13.99)	(0:10.44)	(0:11.66)	(0:12.04)	(0:12.00)	(0:12.30)		
12	7	LOVE ON SUNDAY	3	68.9	0:10.53	1:26.69 [12]	1:12.59 [4]	1:02.06 [3]	0:50.43 [3]	0:38.40 [6]	0:26.33 [8]	0:38.40	-5
		Pietro Romeo		1200m	1200m	(0:14.10)	(0:10.53)	(0:11.63)	(0:12.03)	(0:12.07)	(0:12.60)		



Ladbrokes Cannon Park QLD Professional
Race 8: STRATA COMPLIANCE SOLUTIONS OPEN Handicap - 1400m
18 July 2024 - 15:34



Track Rating: Soft 5, Weather: Fine, Rail Position: True

Section Field Times				200m 0:11.91 (0:11.91)		Last 600m 0:35.61			
Rank	TAB	Horse/Jockey	Barrier	Top Speed [km/h]	Fastest Section	Margin			Distance Travelled [m]
1	3	PRIME RULER	10	67.4	0:10.79	0:11.71 [6]	1:23.69	0:34.99	
		Justin Huxtable		1200m	1200m	(0:11.71)			
2	10	HARROW	11	68.3	0:10.81	0:11.78 [5]	0.31L	0:35.23	+0
		Nathan Thomas		1200m	1200m	(0:11.78)			
3	12	TRODAIRE	7	67.4	0:10.66	0:12.16 [1]	1.47L	0:35.86	-5
		Leah Martyn		1200m	1200m	(0:12.16)			
4	6	GULF OF LION	4	66.8	0:10.88	0:11.97 [8]	3.28L	0:35.49	-6
		Graham Kliese		Overall	1200m	(0:11.97)			
5	5	VIVENZO	6	67.6	0:10.52	0:12.33 [4]	3.34L	0:36.07	-6
		Lacey Morrison		Overall	1200m	(0:12.33)			
6	1	BRILLIANT MIND	5	68.1	0:10.70	0:12.48 [2]	3.94L	0:36.13	-1
		Ryan Wiggins		1200m	1200m	(0:12.48)			
7	8	HIGHER LOVE	12	67.4	0:10.75	0:12.07 [9]	4.01L	0:35.53	+4
		Denicious Smith		1200m	1200m	(0:12.07)			
8	2	YES DREAM	2	70.3	0:10.58	0:12.62 [3]	5.02L	0:36.41	-6
		Scott Sheargold		1200m	1200m	(0:12.62)			
9	11	LOUD NOISE	9	67.9	0:10.70	0:12.49 [7]	6.1L	0:36.27	+0
		Zac Sprie		1200m	1200m	(0:12.49)			
10	9	VIENNA RAIN	8	67.8	0:10.74	0:12.30 [11]	6.65L	0:36.23	+5
		Jackson Murphy		1200m	1200m	(0:12.30)			



Ladbroke's Cannon Park QLD Professional
Race 8: STRATA COMPLIANCE SOLUTIONS OPEN Handicap - 1400m
18 July 2024 - 15:34



Track Rating: Soft 5, Weather: Fine, Rail Position: True

Section					200m		Last 600m		
Field Times					0:11.91 (0:11.91)		0:35.61		
Rank	TAB	Horse/Jockey	Barrier	Top Speed [km/h]	Fastest Section	Margin		Distance Travelled [m]	
11	4	ACROBATIC	1	69.9	0:10.44	0:13.61 [10]	13.83L	0:37.91	-9
		Chris Whiteley		1200m	1200m	(0:13.61)			
12	7	LOVE ON SUNDAY	3	68.9	0:10.53	0:13.73 [12]	17.63L	0:38.40	-5
		Pietro Romeo		1200m	1200m	(0:13.73)			



Horse/Jockey Name	Prime Ruler
Final Rank	1
Fastest Section Time (Section)	0:10.79 (1200m)
Top Speed [km/h] (Section)	67.4 (1200m)
Race State	Finished



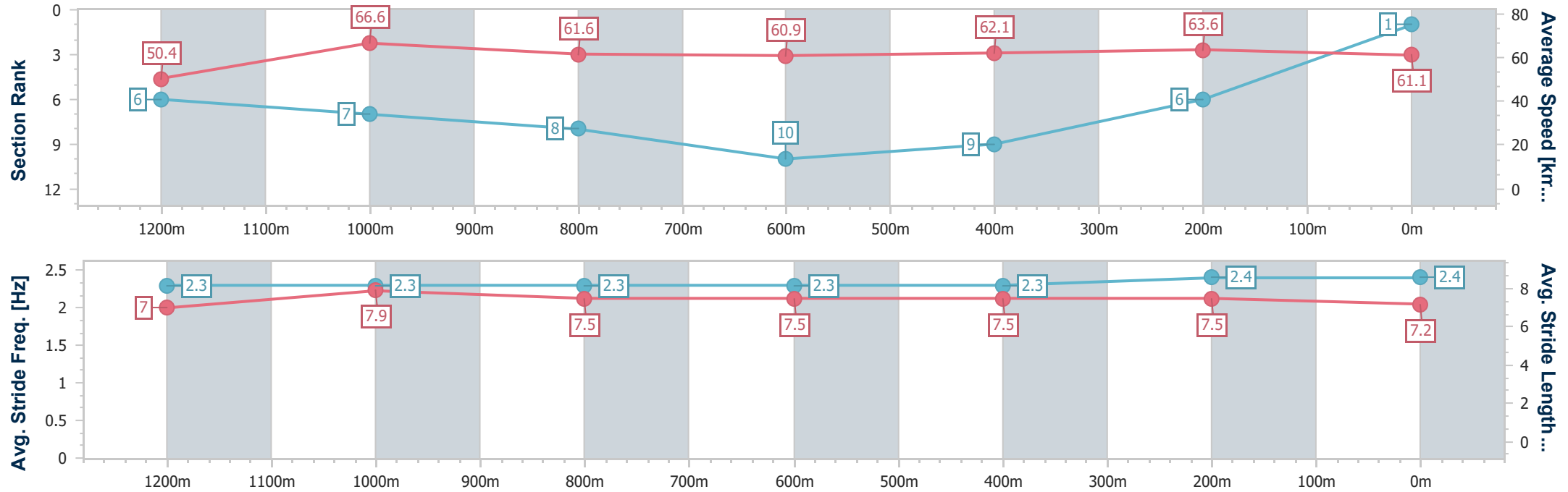
Ladbroke's Cannon Park QLD Professional
Race 8: STRATA COMPLIANCE SOLUTIONS OPEN Handicap -
1400m

18 July 2024 - 15:34

Track Rating: Soft 5, Weather: Fine, Rail Position: True



Section	Overall	1200m	1000m	800m	600m	400m	200m						
Section Times	1:23.69 [1] (0:14.34)	1:09.35 [6] (0:10.79)	0:58.56 [7] (0:11.76)	0:46.80 [8] (0:11.81)	0:34.99 [10] (0:11.74)	0:23.25 [9] (0:11.54)	0:11.71 [6] (0:11.71)						
Average Speed [km/h]	50.4	66.6	61.6	60.9	62.1	63.6	61.1						
Top Speed [km/h]	66.6	67.4	65.6	61.7	65.1	66.1	64.4						
Avg. Dist. to Rail [m]	4.5	0.5	1.9	3.2	2.1	6.5	12.2						
Avg. Stride Freq. [Hz]	2.3	2.3	2.3	2.3	2.3	2.4	2.4						
Avg. Stride Length [m]	7.0	7.9	7.5	7.5	7.5	7.5	7.2						



- [] Ranking at each section and finish
- .-.- No data available at this section
- NA No data available



Horse/Jockey Name	Harrow
Final Rank	2
Fastest Section Time (Section)	0:10.81 (1200m)
Top Speed [km/h] (Section)	68.3 (1200m)
Race State	Finished



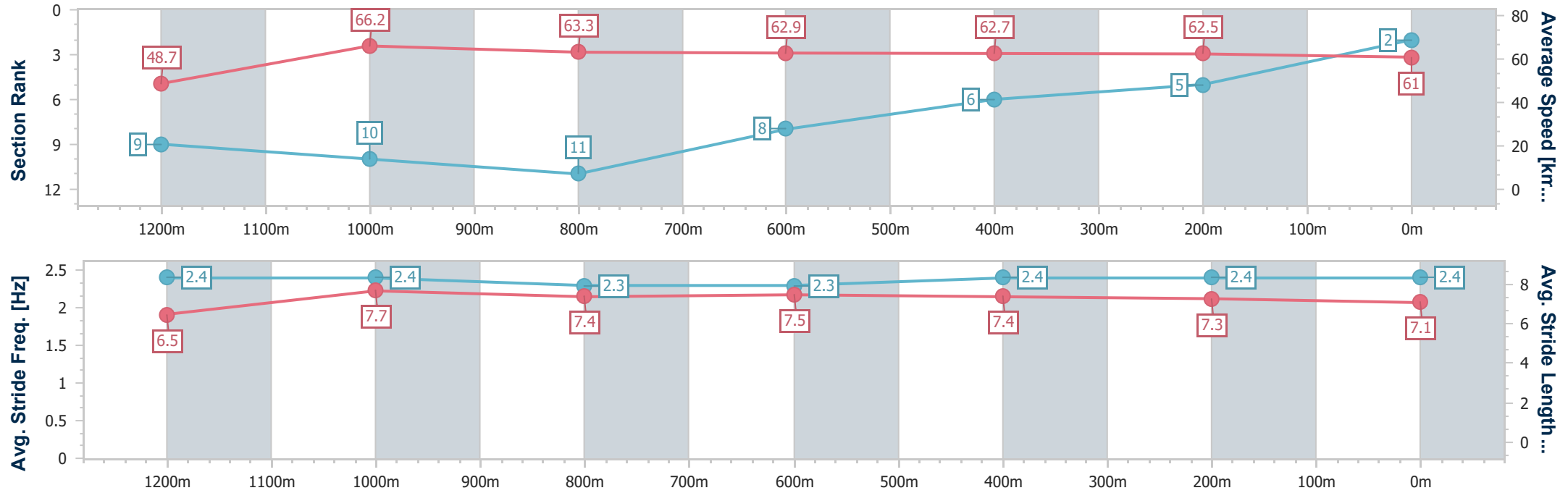
Ladbroke's Cannon Park QLD Professional
Race 8: STRATA COMPLIANCE SOLUTIONS OPEN Handicap -
1400m

18 July 2024 - 15:34

Track Rating: Soft 5, Weather: Fine, Rail Position: True



Section	Overall	1200m	1000m	800m	600m	400m	200m						
Section Times	1:23.74 [2] (0:14.81)	1:08.93 [9] (0:10.81)	0:58.12 [10] (0:11.40)	0:46.72 [11] (0:11.49)	0:35.23 [8] (0:11.74)	0:23.49 [6] (0:11.71)	0:11.78 [5] (0:11.78)						
Average Speed [km/h]	48.7	66.2	63.3	62.9	62.7	62.5	61.0						
Top Speed [km/h]	67.1	68.3	65.4	65.0	65.0	63.8	62.3						
Avg. Dist. to Rail [m]	4.3	3.3	1.8	3.7	3.5	6.8	9.8						
Avg. Stride Freq. [Hz]	2.4	2.4	2.3	2.3	2.4	2.4	2.4						
Avg. Stride Length [m]	6.5	7.7	7.4	7.5	7.4	7.3	7.1						



- [] Ranking at each section and finish
- .-.- No data available at this section
- NA No data available



Horse/Jockey Name	Trodaire
Final Rank	3
Fastest Section Time (Section)	0:10.66 (1200m)
Top Speed [km/h] (Section)	67.4 (1200m)
Race State	Finished



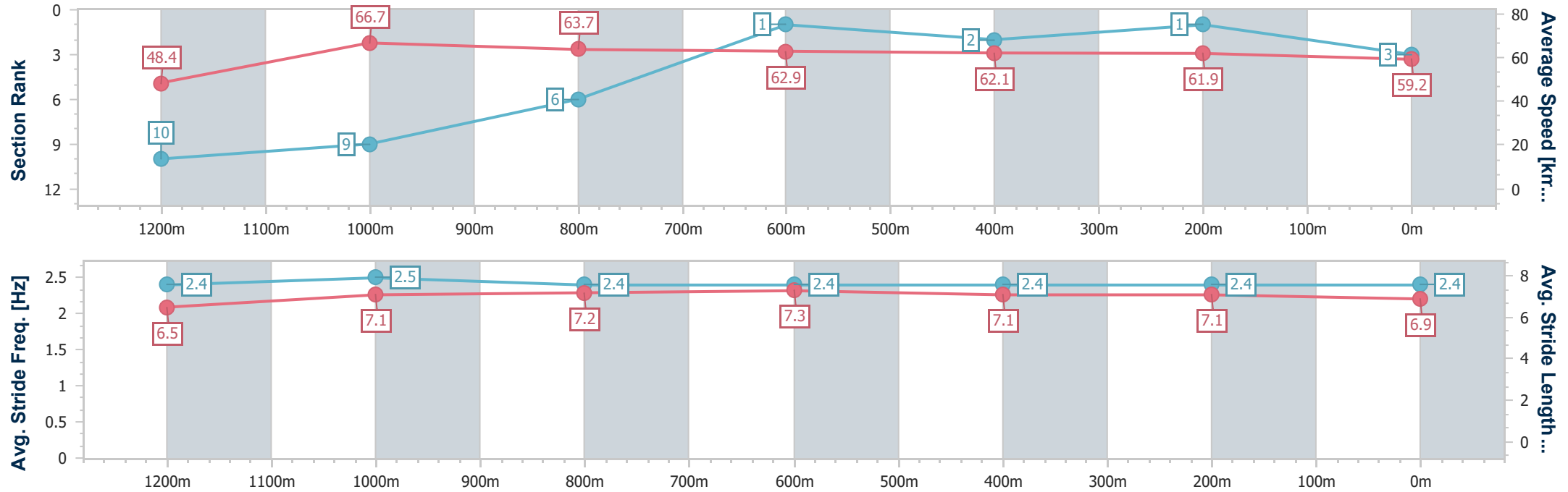
Ladbroke's Cannon Park QLD Professional
Race 8: STRATA COMPLIANCE SOLUTIONS OPEN Handicap -
1400m

18 July 2024 - 15:34

Track Rating: Soft 5, Weather: Fine, Rail Position: True



Section	Overall	1200m	1000m	800m	600m	400m	200m						
Section Times	1:23.94 [3] (0:14.87)	1:09.07 [10] (0:10.66)	0:58.41 [9] (0:11.09)	0:47.32 [6] (0:11.46)	0:35.86 [1] (0:11.83)	0:24.03 [2] (0:11.87)	0:12.16 [1] (0:12.16)						
Average Speed [km/h]	48.4	66.7	63.7	62.9	62.1	61.9	59.2						
Top Speed [km/h]	66.1	67.4	65.8	63.4	62.6	62.7	61.1						
Avg. Dist. to Rail [m]	2.3	3.7	2.5	2.3	2.8	8.3	11.5						
Avg. Stride Freq. [Hz]	2.4	2.5	2.4	2.4	2.4	2.4	2.4						
Avg. Stride Length [m]	6.5	7.1	7.2	7.3	7.1	7.1	6.9						



- [] Ranking at each section and finish
- .-.- No data available at this section
- NA No data available



Horse/Jockey Name	Gulf Of Lion
Final Rank	4
Fastest Section Time (Section)	0:10.88 (1200m)
Top Speed [km/h] (Section)	66.8 (Overall)
Race State	Finished



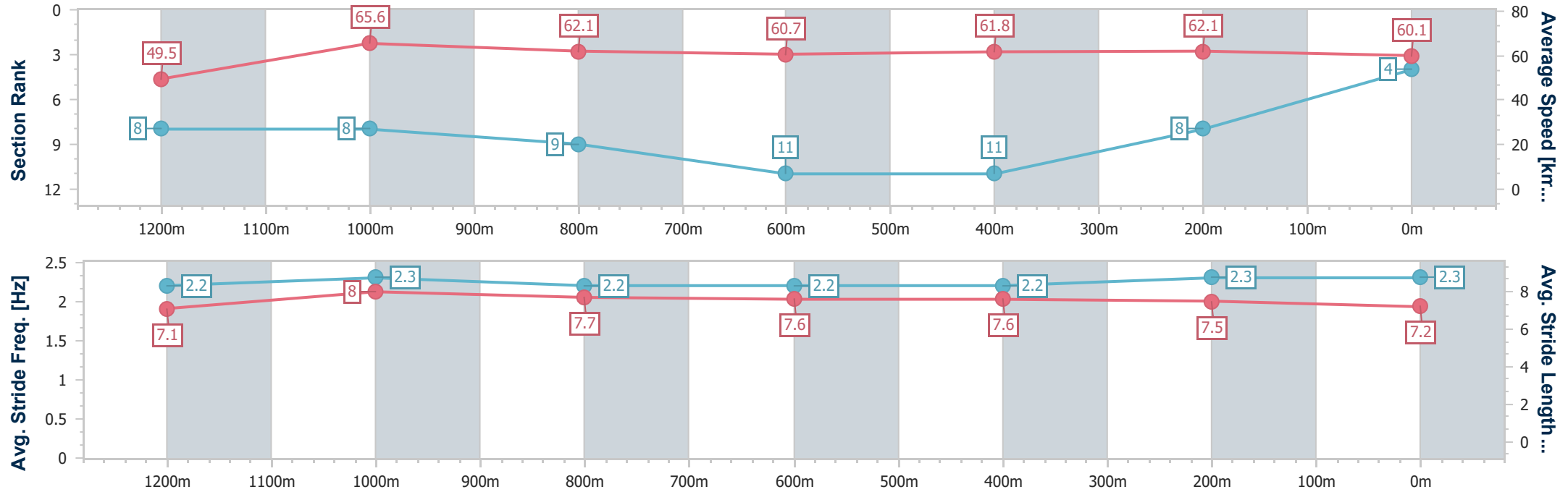
Ladbroke's Cannon Park QLD Professional
Race 8: STRATA COMPLIANCE SOLUTIONS OPEN Handicap -
1400m

18 July 2024 - 15:34

Track Rating: Soft 5, Weather: Fine, Rail Position: True



Section	Overall	1200m	1000m	800m	600m	400m	200m						
Section Times	1:24.25 [4] (0:14.55)	1:09.70 [8] (0:10.88)	0:58.82 [8] (0:11.48)	0:47.34 [9] (0:11.85)	0:35.49 [11] (0:11.84)	0:23.65 [11] (0:11.68)	0:11.97 [8] (0:11.97)						
Average Speed [km/h]	49.5	65.6	62.1	60.7	61.8	62.1	60.1						
Top Speed [km/h]	66.8	66.3	65.0	61.8	62.2	63.0	62.5						
Avg. Dist. to Rail [m]	2.0	2.7	1.5	0.4	1.9	3.6	3.3						
Avg. Stride Freq. [Hz]	2.2	2.3	2.2	2.2	2.2	2.3	2.3						
Avg. Stride Length [m]	7.1	8.0	7.7	7.6	7.6	7.5	7.2						



- [] Ranking at each section and finish
- .-.- No data available at this section
- NA No data available



Horse/Jockey Name	Vivenzo
Final Rank	5
Fastest Section Time (Section)	0:10.52 (1200m)
Top Speed [km/h] (Section)	67.6 (Overall)
Race State	Finished



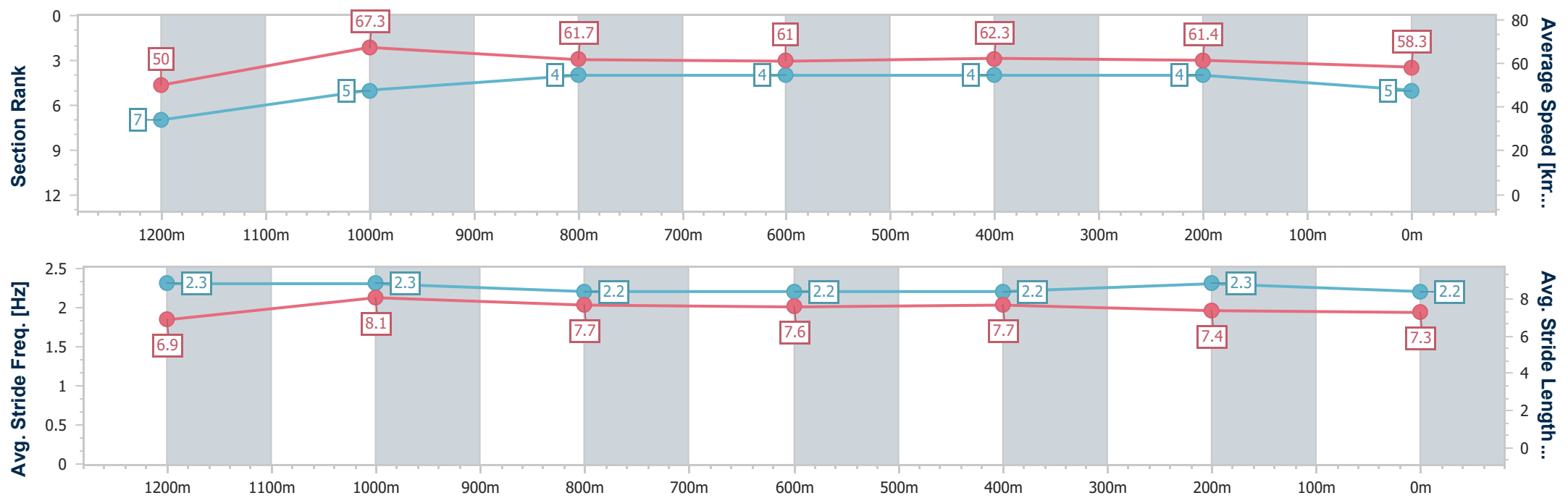
Ladbrokes Cannon Park QLD Professional
Race 8: STRATA COMPLIANCE SOLUTIONS OPEN Handicap -
1400m

18 July 2024 - 15:34

Track Rating: Soft 5, Weather: Fine, Rail Position: True



Section	Overall	1200m	1000m	800m	600m	400m	200m						
Section Times	1:24.26 [5] (0:14.36)	1:09.90 [7] (0:10.52)	0:59.38 [5] (0:11.51)	0:47.87 [4] (0:11.80)	0:36.07 [4] (0:11.83)	0:24.24 [4] (0:11.91)	0:12.33 [4] (0:12.33)						
Average Speed [km/h]	50.0	67.3	61.7	61.0	62.3	61.4	58.3						
Top Speed [km/h]	67.6	67.4	65.5	62.4	63.1	63.0	61.0						
Avg. Dist. to Rail [m]	3.1	5.6	2.5	2.6	3.2	6.4	8.7						
Avg. Stride Freq. [Hz]	2.3	2.3	2.2	2.2	2.2	2.3	2.2						
Avg. Stride Length [m]	6.9	8.1	7.7	7.6	7.7	7.4	7.3						





Horse/Jockey Name	Brilliant Mind
Final Rank	6
Fastest Section Time (Section)	0:10.70 (1200m)
Top Speed [km/h] (Section)	68.1 (1200m)
Race State	Finished



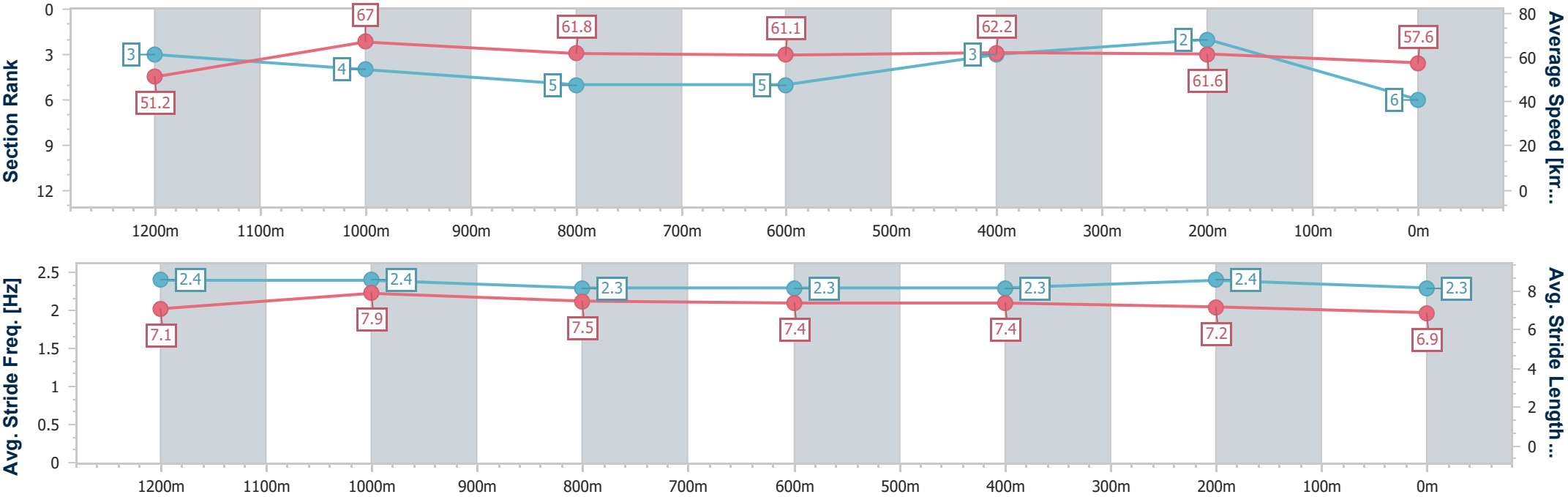
Ladbrokes Cannon Park QLD Professional
Race 8: STRATA COMPLIANCE SOLUTIONS OPEN Handicap -
1400m

18 July 2024 - 15:34

Track Rating: Soft 5, Weather: Fine, Rail Position: True



Section	Overall	1200m	1000m	800m	600m	400m	200m						
Section Times	1:24.36 [6] (0:14.07)	1:10.29 [3] (0:10.70)	0:59.59 [4] (0:11.71)	0:47.88 [5] (0:11.75)	0:36.13 [5] (0:11.79)	0:24.34 [3] (0:11.86)	0:12.48 [2] (0:12.48)						
Average Speed [km/h]	51.2	67.0	61.8	61.1	62.2	61.6	57.6						
Top Speed [km/h]	67.7	68.1	65.0	61.9	62.9	62.6	60.3						
Avg. Dist. to Rail [m]	1.2	0.5	1.0	2.7	3.1	4.3	6.2						
Avg. Stride Freq. [Hz]	2.4	2.4	2.3	2.3	2.3	2.4	2.3						
Avg. Stride Length [m]	7.1	7.9	7.5	7.4	7.4	7.2	6.9						





Horse/Jockey Name	Higher Love
Final Rank	7
Fastest Section Time (Section)	0:10.75 (1200m)
Top Speed [km/h] (Section)	67.4 (1200m)
Race State	Finished



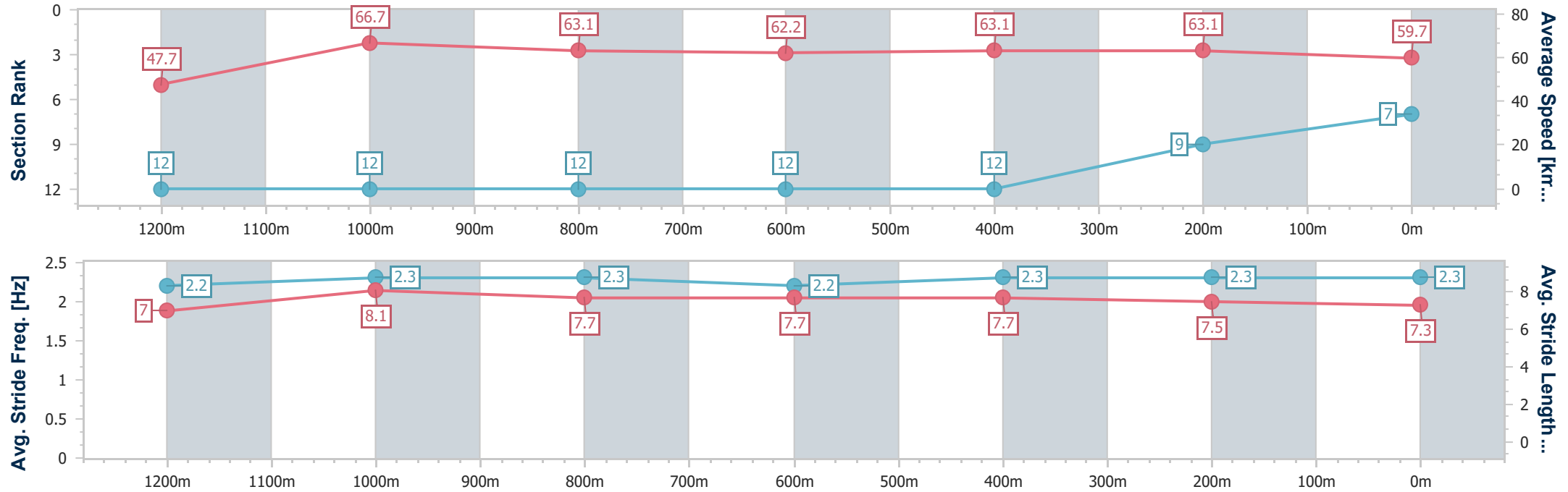
Ladbroke's Cannon Park QLD Professional
Race 8: STRATA COMPLIANCE SOLUTIONS OPEN Handicap -
1400m

18 July 2024 - 15:34

Track Rating: Soft 5, Weather: Fine, Rail Position: True



Section	Overall	1200m	1000m	800m	600m	400m	200m						
Section Times	1:24.37 [7] (0:15.11)	1:09.26 [12] (0:10.75)	0:58.51 [12] (0:11.43)	0:47.08 [12] (0:11.55)	0:35.53 [12] (0:11.80)	0:23.73 [12] (0:11.66)	0:12.07 [9] (0:12.07)						
Average Speed [km/h]	47.7	66.7	63.1	62.2	63.1	63.1	59.7						
Top Speed [km/h]	66.4	67.4	66.3	63.8	64.1	64.2	64.1						
Avg. Dist. to Rail [m]	4.0	1.0	1.4	3.3	5.0	8.8	9.8						
Avg. Stride Freq. [Hz]	2.2	2.3	2.3	2.2	2.3	2.3	2.3						
Avg. Stride Length [m]	7.0	8.1	7.7	7.7	7.7	7.5	7.3						





Horse/Jockey Name	Yes Dream
Final Rank	8
Fastest Section Time (Section)	0:10.58 (1200m)
Top Speed [km/h] (Section)	70.3 (1200m)
Race State	Finished



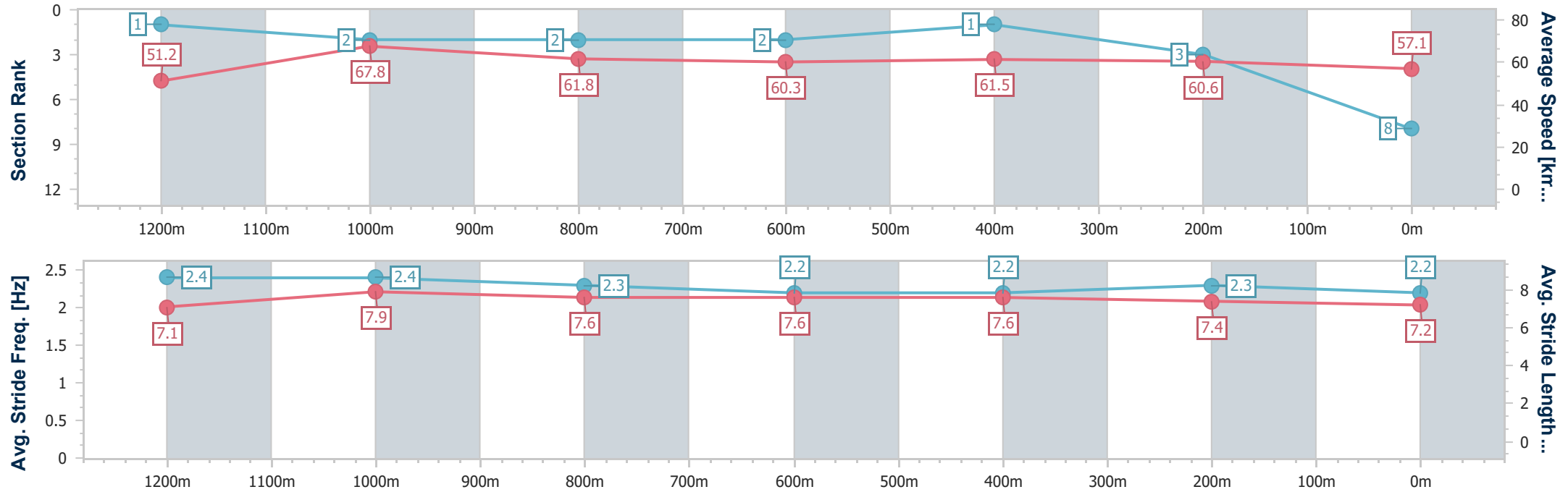
Ladbroke's Cannon Park QLD Professional
Race 8: STRATA COMPLIANCE SOLUTIONS OPEN Handicap -
1400m

18 July 2024 - 15:34

Track Rating: Soft 5, Weather: Fine, Rail Position: True



Section	Overall	1200m	1000m	800m	600m	400m	200m						
Section Times	1:24.54 [8] (0:13.98)	1:10.56 [1] (0:10.58)	0:59.98 [2] (0:11.61)	0:48.37 [2] (0:11.96)	0:36.41 [2] (0:11.75)	0:24.66 [1] (0:12.04)	0:12.62 [3] (0:12.62)						
Average Speed [km/h]	51.2	67.8	61.8	60.3	61.5	60.6	57.1						
Top Speed [km/h]	69.7	70.3	63.5	62.0	62.2	61.9	58.0						
Avg. Dist. to Rail [m]	4.2	2.4	1.3	1.1	1.0	4.3	5.0						
Avg. Stride Freq. [Hz]	2.4	2.4	2.3	2.2	2.2	2.3	2.2						
Avg. Stride Length [m]	7.1	7.9	7.6	7.6	7.6	7.4	7.2						





Horse/Jockey Name	Loud Noise
Final Rank	9
Fastest Section Time (Section)	0:10.70 (1200m)
Top Speed [km/h] (Section)	67.9 (1200m)
Race State	Finished



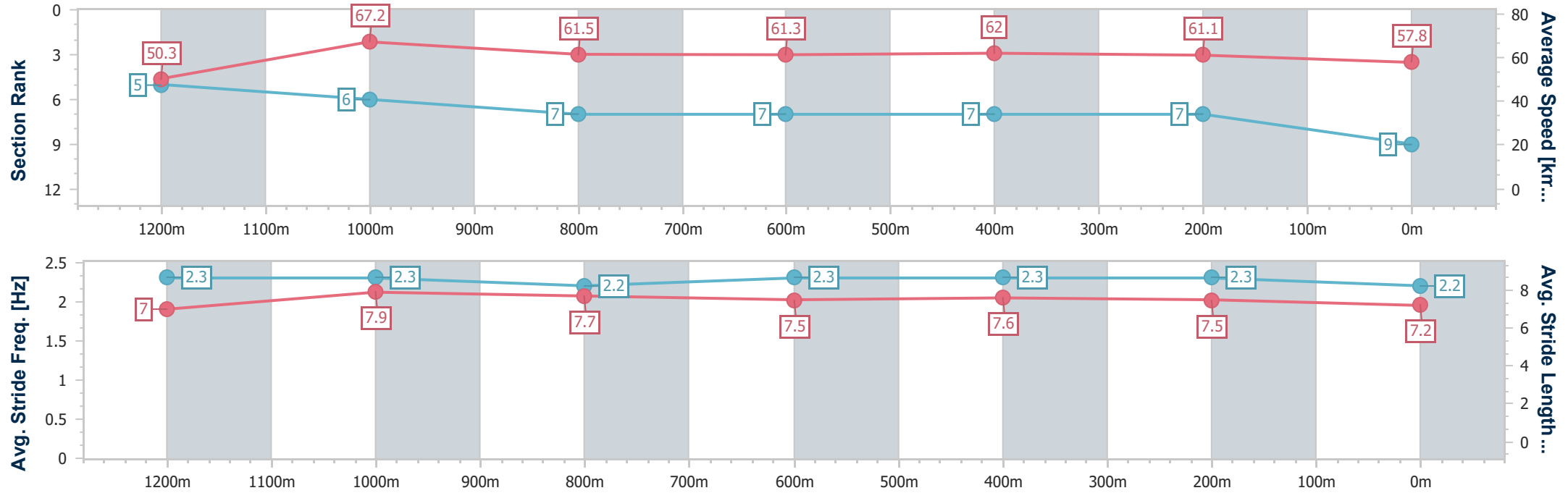
Ladbrokes Cannon Park QLD Professional
Race 8: STRATA COMPLIANCE SOLUTIONS OPEN Handicap -
1400m

18 July 2024 - 15:34

Track Rating: Soft 5, Weather: Fine, Rail Position: True



Section	Overall	1200m	1000m	800m	600m	400m	200m						
Section Times	1:24.73 [9] (0:14.29)	1:10.44 [5] (0:10.70)	0:59.74 [6] (0:11.75)	0:47.99 [7] (0:11.72)	0:36.27 [7] (0:11.86)	0:24.41 [7] (0:11.92)	0:12.49 [7] (0:12.49)						
Average Speed [km/h]	50.3	67.2	61.5	61.3	62.0	61.1	57.8						
Top Speed [km/h]	67.7	67.9	63.2	62.2	62.4	62.4	60.2						
Avg. Dist. to Rail [m]	1.9	0.9	0.7	2.5	2.8	4.8	5.8						
Avg. Stride Freq. [Hz]	2.3	2.3	2.2	2.3	2.3	2.3	2.2						
Avg. Stride Length [m]	7.0	7.9	7.7	7.5	7.6	7.5	7.2						





Horse/Jockey Name	Vienna Rain
Final Rank	10
Fastest Section Time (Section)	0:10.74 (1200m)
Top Speed [km/h] (Section)	67.8 (1200m)
Race State	Finished



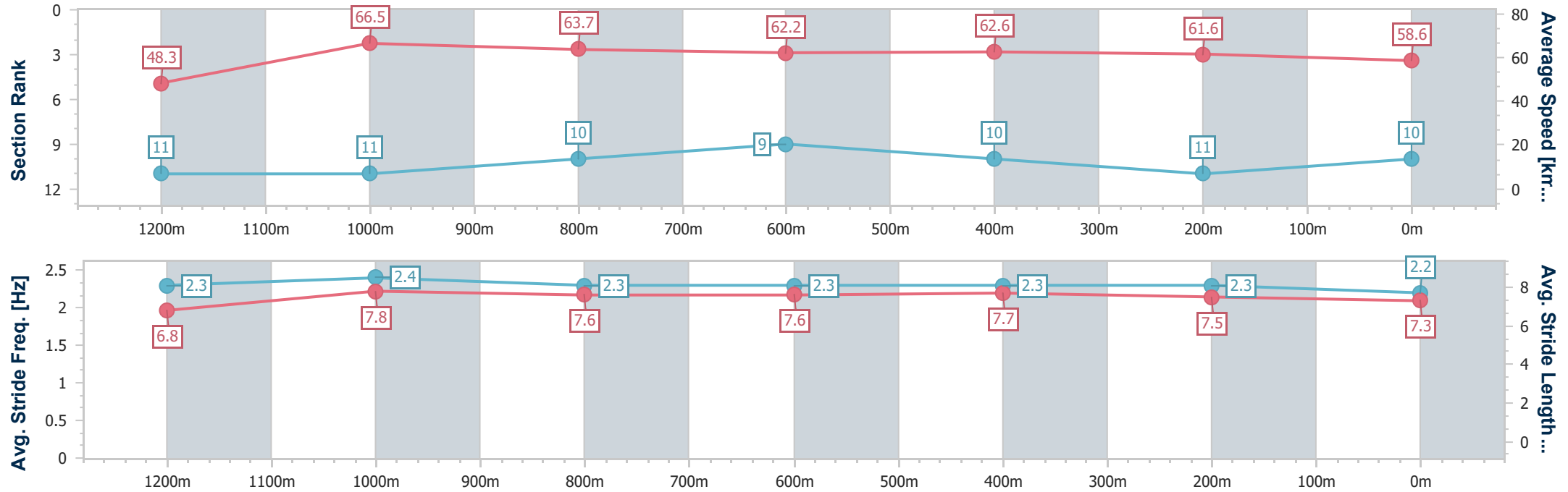
Ladbrokes Cannon Park QLD Professional
Race 8: STRATA COMPLIANCE SOLUTIONS OPEN Handicap -
1400m

18 July 2024 - 15:34

Track Rating: Soft 5, Weather: Fine, Rail Position: True



Section	Overall	1200m	1000m	800m	600m	400m	200m						
Section Times	1:24.82 [10] (0:14.94)	1:09.88 [11] (0:10.74)	0:59.14 [11] (0:11.31)	0:47.83 [10] (0:11.60)	0:36.23 [9] (0:11.92)	0:24.31 [10] (0:12.01)	0:12.30 [11] (0:12.30)						
Average Speed [km/h]	48.3	66.5	63.7	62.2	62.6	61.6	58.6						
Top Speed [km/h]	66.2	67.8	66.1	62.5	64.3	62.3	60.9						
Avg. Dist. to Rail [m]	2.4	1.9	1.7	4.1	5.5	10.8	9.8						
Avg. Stride Freq. [Hz]	2.3	2.4	2.3	2.3	2.3	2.3	2.2						
Avg. Stride Length [m]	6.8	7.8	7.6	7.6	7.7	7.5	7.3						





Horse/Jockey Name	Acrobatic
Final Rank	11
Fastest Section Time (Section)	0:10.44 (1200m)
Top Speed [km/h] (Section)	69.9 (1200m)
Race State	Finished



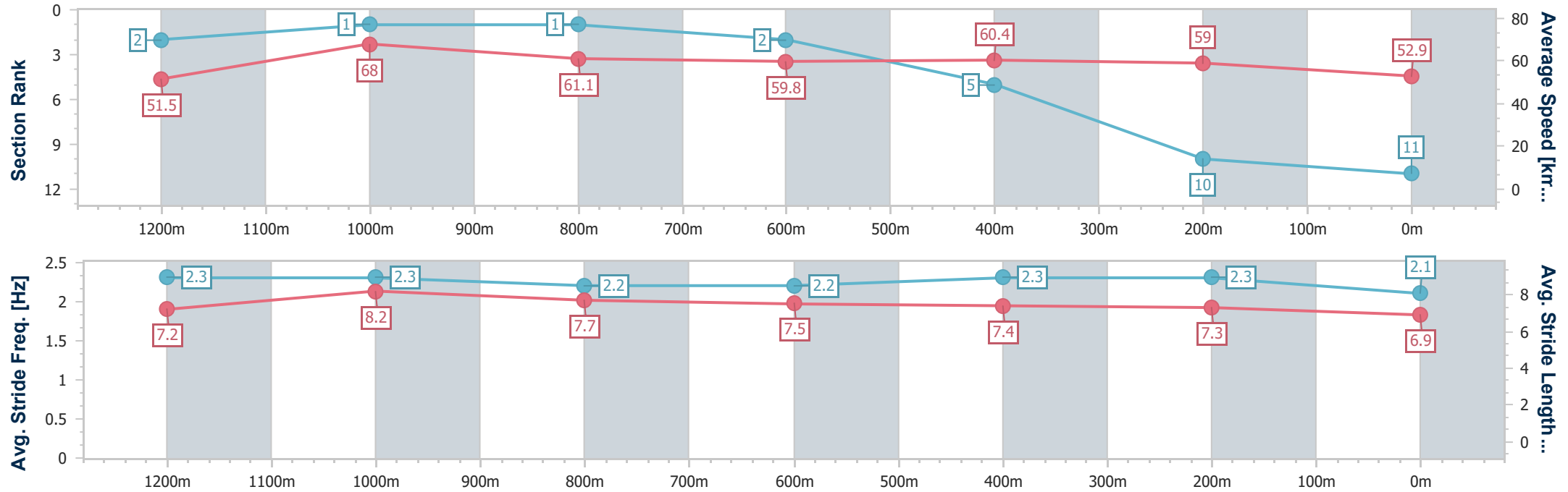
Ladbroke's Cannon Park QLD Professional
Race 8: STRATA COMPLIANCE SOLUTIONS OPEN Handicap -
1400m

18 July 2024 - 15:34

Track Rating: Soft 5, Weather: Fine, Rail Position: True



Section	Overall	1200m	1000m	800m	600m	400m	200m						
Section Times	1:26.04 [11] (0:13.99)	1:12.05 [2] (0:10.44)	1:01.61 [1] (0:11.66)	0:49.95 [1] (0:12.04)	0:37.91 [2] (0:12.00)	0:25.91 [5] (0:12.30)	0:13.61 [10] (0:13.61)						
Average Speed [km/h]	51.5	68.0	61.1	59.8	60.4	59.0	52.9						
Top Speed [km/h]	68.6	69.9	65.6	61.1	61.2	59.6	57.8						
Avg. Dist. to Rail [m]	5.2	4.3	1.2	0.9	1.3	2.8	3.3						
Avg. Stride Freq. [Hz]	2.3	2.3	2.2	2.2	2.3	2.3	2.1						
Avg. Stride Length [m]	7.2	8.2	7.7	7.5	7.4	7.3	6.9						





Horse/Jockey Name	Love On Sunday
Final Rank	12
Fastest Section Time (Section)	0:10.53 (1200m)
Top Speed [km/h] (Section)	68.9 (1200m)
Race State	Finished



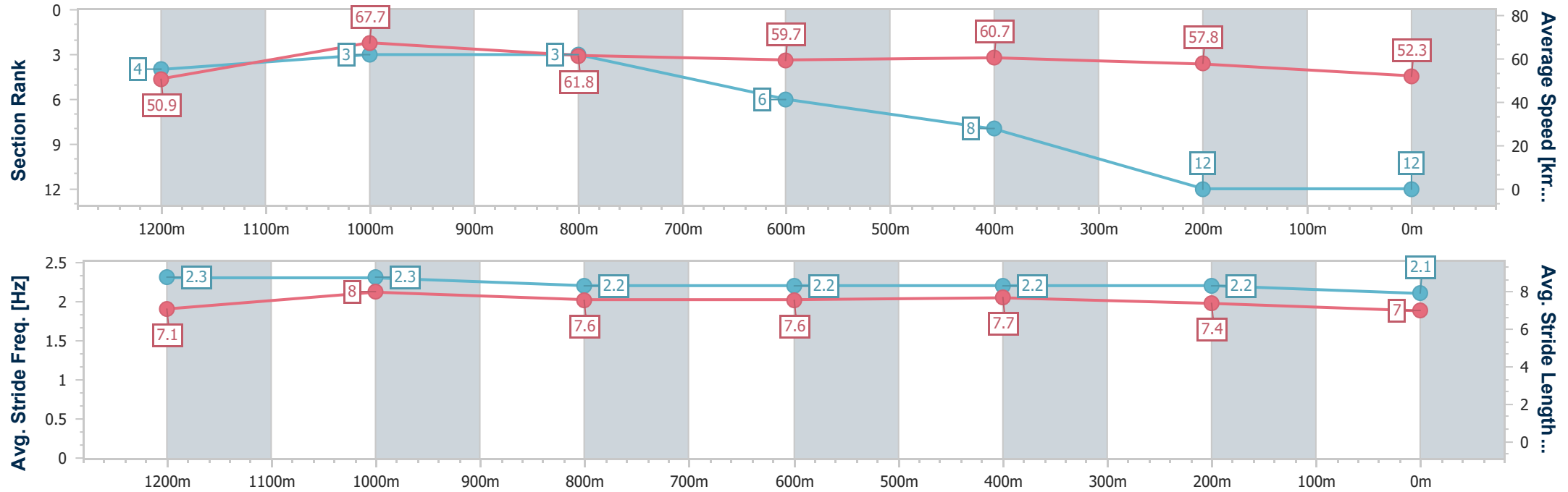
Ladbroke's Cannon Park QLD Professional
Race 8: STRATA COMPLIANCE SOLUTIONS OPEN Handicap -
1400m

18 July 2024 - 15:34

Track Rating: Soft 5, Weather: Fine, Rail Position: True



Section	Overall	1200m	1000m	800m	600m	400m	200m						
Section Times	1:26.69 [12] (0:14.10)	1:12.59 [4] (0:10.53)	1:02.06 [3] (0:11.63)	0:50.43 [3] (0:12.03)	0:38.40 [6] (0:12.07)	0:26.33 [8] (0:12.60)	0:13.73 [12] (0:13.73)						
Average Speed [km/h]	50.9	67.7	61.8	59.7	60.7	57.8	52.3						
Top Speed [km/h]	68.5	68.9	65.3	60.5	62.3	59.8	55.2						
Avg. Dist. to Rail [m]	3.9	3.8	1.6	1.8	2.4	3.9	4.2						
Avg. Stride Freq. [Hz]	2.3	2.3	2.2	2.2	2.2	2.2	2.1						
Avg. Stride Length [m]	7.1	8.0	7.6	7.6	7.7	7.4	7.0						





Ladbroke's Cannon Park QLD Professional

Race 9: LADBROKES BLACKBOOK BENCHMARK 55 Handicap - 1500m

18 July 2024 - 16:12



Track Rating: Soft 5, Weather: Fine, Rail Position: True

Section						Overall	1400m	1200m	1000m	800m	600m	400m	Last 600m		
Field Times						1:29.20 (0:07.61)	1:21.59 (0:10.60)	1:10.99 (0:10.63)	1:00.36 (0:11.45)	0:48.91 (0:11.91)	0:37.00 (0:12.18)	0:24.82 (0:12.44)	0:37.00		
Rank	TAB	Horse/Jockey	Barrier	Top Speed [km/h]	Fastest Section									Distance Travelled [m]	
1	2	LAST ROYAL	6	69.2	0:07.61	1:29.20 [1]	1:21.59 [1]	1:10.93 [3]	1:00.08 [6]	0:48.55 [5]	0:36.76 [5]	0:24.71 [3]	0:36.76		
		Ashley Butler		1200m	Overall	(0:07.61)	(0:10.66)	(0:10.85)	(0:11.53)	(0:11.79)	(0:12.05)	(0:12.33)			
2	3	STADIUM OF LIGHT	3	69.8	0:08.00	1:29.49 [2]	1:21.49 [6]	1:10.83 [7]	1:00.24 [7]	0:48.76 [7]	0:36.85 [7]	0:24.64 [8]	0:36.85 -5		
		Scott Sheargold		1200m	Overall	(0:08.00)	(0:10.66)	(0:10.59)	(0:11.48)	(0:11.91)	(0:12.21)	(0:12.44)			
3	16	VOLARCHI	7	69.5	0:08.12	1:29.99 [3]	1:21.87 [8]	1:11.05 [8]	1:00.42 [9]	0:48.78 [9]	0:37.07 [10]	0:24.98 [11]	0:37.07 -8		
		Jackson Murphy		1200m	Overall	(0:08.12)	(0:10.82)	(0:10.63)	(0:11.64)	(0:11.71)	(0:12.09)	(0:12.40)			
4	5	FERUS	16	70.2	0:08.49	1:30.07 [4]	1:21.58 [10]	1:11.04 [10]	1:00.29 [10]	0:48.83 [10]	0:37.27 [9]	0:25.25 [7]	0:37.27 +3		
		Leah Martyn		1400m	Overall	(0:08.49)	(0:10.54)	(0:10.75)	(0:11.46)	(0:11.56)	(0:12.02)	(0:12.57)			
5	1	BATTLE ROYALE	2	71.4	0:07.88	1:30.36 [5]	1:22.48 [4]	1:11.95 [5]	1:01.52 [1]	0:50.07 [1]	0:38.15 [2]	0:25.92 [2]	0:38.15 -4		
		Justin Huxtable		1200m	Overall	(0:07.88)	(0:10.53)	(0:10.43)	(0:11.45)	(0:11.92)	(0:12.23)	(0:12.79)			
6	9	SIZZLING SAMURAI	10	71.3	0:08.52	1:30.40 [6]	1:21.88 [11]	1:11.42 [9]	1:00.90 [8]	0:49.48 [8]	0:37.62 [8]	0:25.42 [9]	0:37.62 -7		
		Nathan Thomas		1200m	Overall	(0:08.52)	(0:10.46)	(0:10.52)	(0:11.42)	(0:11.86)	(0:12.20)	(0:12.46)			
7	15	PLUCKERCARN	15	69.6	0:08.60	1:30.53 [7]	1:21.93 [12]	1:11.19 [12]	1:00.39 [12]	0:49.06 [12]	0:37.46 [12]	0:25.53 [10]	0:37.46 -7		
		Denicious Smith		1400m	Overall	(0:08.60)	(0:10.74)	(0:10.80)	(0:11.33)	(0:11.60)	(0:11.93)	(0:12.42)			
8	14	LITTLE RED PEPPER	14	70.3	0:09.27	1:30.75 [8]	1:21.48 [14]	1:10.89 [14]	1:00.51 [13]	0:49.16 [13]	0:37.45 [13]	0:25.11 [14]	0:37.45 -1		
		Isabella Teh		1200m	Overall	(0:09.27)	(0:10.59)	(0:10.38)	(0:11.35)	(0:11.71)	(0:12.34)	(0:12.34)			
9	13	PURPOSE 'N' VISION	8	72.5	0:08.01	1:31.03 [9]	1:23.02 [7]	1:12.82 [1]	1:02.12 [3]	0:50.50 [4]	0:38.61 [3]	0:26.41 [4]	0:38.61 +3		
		Chelsea Jokic		1400m	Overall	(0:08.01)	(0:10.20)	(0:10.70)	(0:11.62)	(0:11.89)	(0:12.20)	(0:12.82)			
10	8	IT'S BEEN A TREK	13	68.8	0:08.26	1:31.15 [10]	1:22.89 [9]	1:12.11 [11]	1:01.31 [11]	0:49.73 [11]	0:38.18 [11]	0:25.54 [13]	0:38.18 +1		
		Graham Kliese		1400m	Overall	(0:08.26)	(0:10.78)	(0:10.80)	(0:11.58)	(0:11.55)	(0:12.64)	(0:12.73)			

Scratched: Roznamla (#6), Spontaneous Choice (#10)

Report Created: Thu 18 July 2024 16:41 GMT+10 (Note: Timing is based on position data)

Page 1/18

[] Ranking at each section and finish
-:-:- No data available at this section
NA No data available

SCN Saddle cloth number
DNF Did not finish
DNT Did not track

data processed by  TRIPLES DATA



Ladbroke's Cannon Park QLD Professional
Race 9: LADBROKES BLACKBOOK BENCHMARK 55 Handicap - 1500m
18 July 2024 - 16:12



Track Rating: Soft 5, Weather: Fine, Rail Position: True

Section					Overall	1400m	1200m	1000m	800m	600m	400m	Last 600m		
Field Times					1:29.20 (0:07.61)	1:21.59 (0:10.60)	1:10.99 (0:10.63)	1:00.36 (0:11.45)	0:48.91 (0:11.91)	0:37.00 (0:12.18)	0:24.82 (0:12.44)	0:37.00		
Rank	TAB	Horse/Jockey	Barrier	Top Speed [km/h]	Fastest Section								Distance Travelled [m]	
11	4	DELANCY	4	70.9	0:07.86	1:31.32 [11]	1:23.46 [3]	1:13.00 [4]	1:02.43 [2]	0:50.96 [2]	0:39.12 [1]	0:26.94 [1]	0:39.12	-4
		Ryan Wiggins		1400m	Overall	(0:07.86)	(0:10.46)	(0:10.57)	(0:11.47)	(0:11.84)	(0:12.18)	(0:13.03)		
12	12	MISS WHITE	9	68.7	0:08.76	1:31.39 [12]	1:22.63 [13]	1:11.67 [13]	1:01.06 [14]	0:49.66 [14]	0:38.01 [14]	0:25.82 [12]	0:38.01	-11
		Zac Sprie		1200m	Overall	(0:08.76)	(0:10.96)	(0:10.61)	(0:11.40)	(0:11.65)	(0:12.19)	(0:12.60)		
13	7	HEADLANDER	1	70.0	0:07.91	1:31.41 [13]	1:23.50 [5]	1:12.88 [6]	1:02.32 [5]	0:50.89 [3]	0:38.98 [4]	0:26.70 [6]	0:38.98	-8
		Lacey Morrison		1200m	Overall	(0:07.91)	(0:10.62)	(0:10.56)	(0:11.43)	(0:11.91)	(0:12.28)	(0:12.73)		
14	11	ICE BOUND	12	71.1	0:07.85	1:31.75 [14]	1:23.90 [2]	1:13.54 [1]	1:02.69 [4]	0:51.05 [6]	0:39.21 [6]	0:27.06 [5]	0:39.21	+5
		Chris Whiteley		1400m	Overall	(0:07.85)	(0:10.36)	(0:10.85)	(0:11.64)	(0:11.84)	(0:12.15)	(0:13.10)		

Scratched: Roznamla (#6), Spontaneous Choice (#10)



Ladbroke's Cannon Park QLD Professional
Race 9: LADBROKES BLACKBOOK BENCHMARK 55 Handicap - 1500m
18 July 2024 - 16:12



Track Rating: Soft 5, Weather: Fine, Rail Position: True

Section Field Times		200m 0:12.38 (0:12.38)					Last 600m 0:37.00		
Rank	TAB	Horse/Jockey	Barrier	Top Speed [km/h]	Fastest Section	Margin		Distance Travelled [m]	
1	2	LAST ROYAL	6	69.2	0:07.61	0:12.38 [1]	1:29.20	0:36.76	
		Ashley Butler		1200m	Overall	(0:12.38)			
2	3	STADIUM OF LIGHT	3	69.8	0:08.00	0:12.20 [3]	1.71L	0:36.85 -5	
		Scott Sheargold		1200m	Overall	(0:12.20)			
3	16	VOLARCHI	7	69.5	0:08.12	0:12.58 [5]	4.67L	0:37.07 -8	
		Jackson Murphy		1200m	Overall	(0:12.58)			
4	5	FERUS	16	70.2	0:08.49	0:12.68 [4]	5.09L	0:37.27 +3	
		Leah Martyn		1400m	Overall	(0:12.68)			
5	1	BATTLE ROYALE	2	71.4	0:07.88	0:13.13 [2]	6.8L	0:38.15 -4	
		Justin Huxtable		1200m	Overall	(0:13.13)			
6	9	SIZZLING SAMURAI	10	71.3	0:08.52	0:12.96 [8]	7.05L	0:37.62 -7	
		Nathan Thomas		1200m	Overall	(0:12.96)			
7	15	PLUCKERCARN	15	69.6	0:08.60	0:13.11 [7]	7.85L	0:37.46 -7	
		Denicious Smith		1400m	Overall	(0:13.11)			
8	14	LITTLE RED PEPPER	14	70.3	0:09.27	0:12.77 [12]	9.11L	0:37.45 -1	
		Isabella Teh		1200m	Overall	(0:12.77)			
9	13	PURPOSE 'N' VISION	8	72.5	0:08.01	0:13.59 [10]	10.74L	0:38.61 +3	
		Chelsea Jokic		1400m	Overall	(0:13.59)			
10	8	IT'S BEEN A TREK	13	68.8	0:08.26	0:12.81 [14]	11.49L	0:38.18 +1	
		Graham Kliese		1400m	Overall	(0:12.81)			

Scratched: Roznamla (#6), Spontaneous Choice (#10)



Ladbroke's Cannon Park QLD Professional
Race 9: LADBROKES BLACKBOOK BENCHMARK 55 Handicap - 1500m
18 July 2024 - 16:12



Track Rating: Soft 5, Weather: Fine, Rail Position: True

Section Field Times		200m 0:12.38 (0:12.38)		Last 600m 0:37.00					
Rank	TAB	Horse/Jockey	Barrier	Top Speed [km/h]	Fastest Section	Margin		Distance Travelled [m]	
11	4	DELANCY	4	70.9	0:07.86	0:13.91 [6]	12.47L	0:39.12	-4
		Ryan Wiggins		1400m	Overall	(0:13.91)			
12	12	MISS WHITE	9	68.7	0:08.76	0:13.22 [13]	12.89L	0:38.01	-11
		Zac Sprie		1200m	Overall	(0:13.22)			
13	7	HEADLANDER	1	70.0	0:07.91	0:13.97 [9]	12.97L	0:38.98	-8
		Lacey Morrison		1200m	Overall	(0:13.97)			
14	11	ICE BOUND	12	71.1	0:07.85	0:13.96 [11]	14.99L	0:39.21	+5
		Chris Whiteley		1400m	Overall	(0:13.96)			

Scratched: Roznamla (#6), Spontaneous Choice (#10)



Horse/Jockey Name	Last Royal
Final Rank	1
Fastest Section Time (Section)	0:07.61 (Overall)
Top Speed [km/h] (Section)	69.2 (1200m)
Race State	Finished



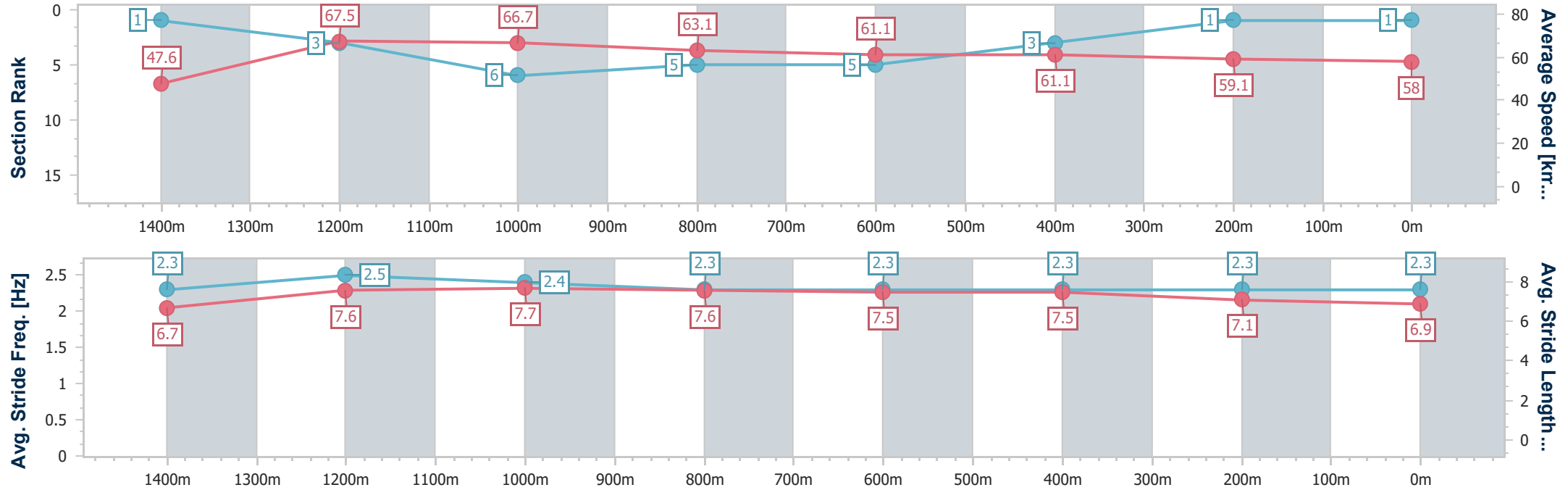
Ladbroke's Cannon Park QLD Professional
Race 9: LADBROKES BLACKBOOK BENCHMARK 55 Handicap
- 1500m

18 July 2024 - 16:12

Track Rating: Soft 5, Weather: Fine, Rail Position: True



Section	Overall	1400m	1200m	1000m	800m	600m	400m	200m					
Section Times	1:29.20 [1] (0:07.61)	1:21.59 [1] (0:10.66)	1:10.93 [3] (0:10.85)	1:00.08 [6] (0:11.53)	0:48.55 [5] (0:11.79)	0:36.76 [5] (0:12.05)	0:24.71 [3] (0:12.33)	0:12.38 [1] (0:12.38)					
Average Speed [km/h]	47.6	67.5	66.7	63.1	61.1	61.1	59.1	58.0					
Top Speed [km/h]	63.4	68.9	69.2	66.3	62.5	62.9	60.9	60.8					
Avg. Dist. to Rail [m]	5.9	3.8	2.0	2.7	3.7	3.5	5.3	7.2					
Avg. Stride Freq. [Hz]	2.3	2.5	2.4	2.3	2.3	2.3	2.3	2.3					
Avg. Stride Length [m]	6.7	7.6	7.7	7.6	7.5	7.5	7.1	6.9					



- [] Ranking at each section and finish
- .-.- No data available at this section
- NA No data available



Horse/Jockey Name	Stadium Of Light
Final Rank	2
Fastest Section Time (Section)	0:08.00 (Overall)
Top Speed [km/h] (Section)	69.8 (1200m)
Race State	Finished



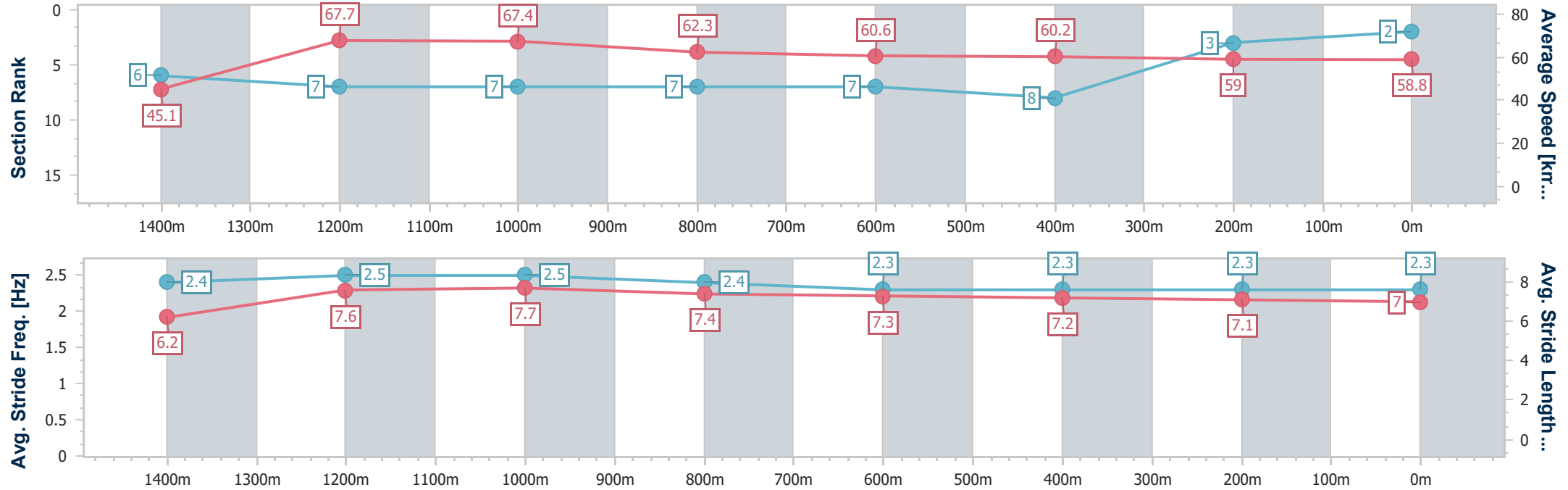
Ladbrokes Cannon Park QLD Professional
Race 9: LADBROKES BLACKBOOK BENCHMARK 55 Handicap
- 1500m

18 July 2024 - 16:12

Track Rating: Soft 5, Weather: Fine, Rail Position: True



Section	Overall	1400m	1200m	1000m	800m	600m	400m	200m					
Section Times	1:29.49 [2] (0:08.00)	1:21.49 [6] (0:10.66)	1:10.83 [7] (0:10.59)	1:00.24 [7] (0:11.48)	0:48.76 [7] (0:11.91)	0:36.85 [7] (0:12.21)	0:24.64 [8] (0:12.44)	0:12.20 [3] (0:12.20)					
Average Speed [km/h]	45.1	67.7	67.4	62.3	60.6	60.2	59.0	58.8					
Top Speed [km/h]	63.6	68.9	69.8	65.2	61.5	62.4	60.5	59.8					
Avg. Dist. to Rail [m]	0.6	1.1	2.0	1.2	2.3	3.5	8.1	10.7					
Avg. Stride Freq. [Hz]	2.4	2.5	2.5	2.4	2.3	2.3	2.3	2.3					
Avg. Stride Length [m]	6.2	7.6	7.7	7.4	7.3	7.2	7.1	7.0					



[] Ranking at each section and finish
- - - - No data available at this section
NA No data available



Horse/Jockey Name	Volarchi
Final Rank	3
Fastest Section Time (Section)	0:08.12 (Overall)
Top Speed [km/h] (Section)	69.5 (1200m)
Race State	Finished



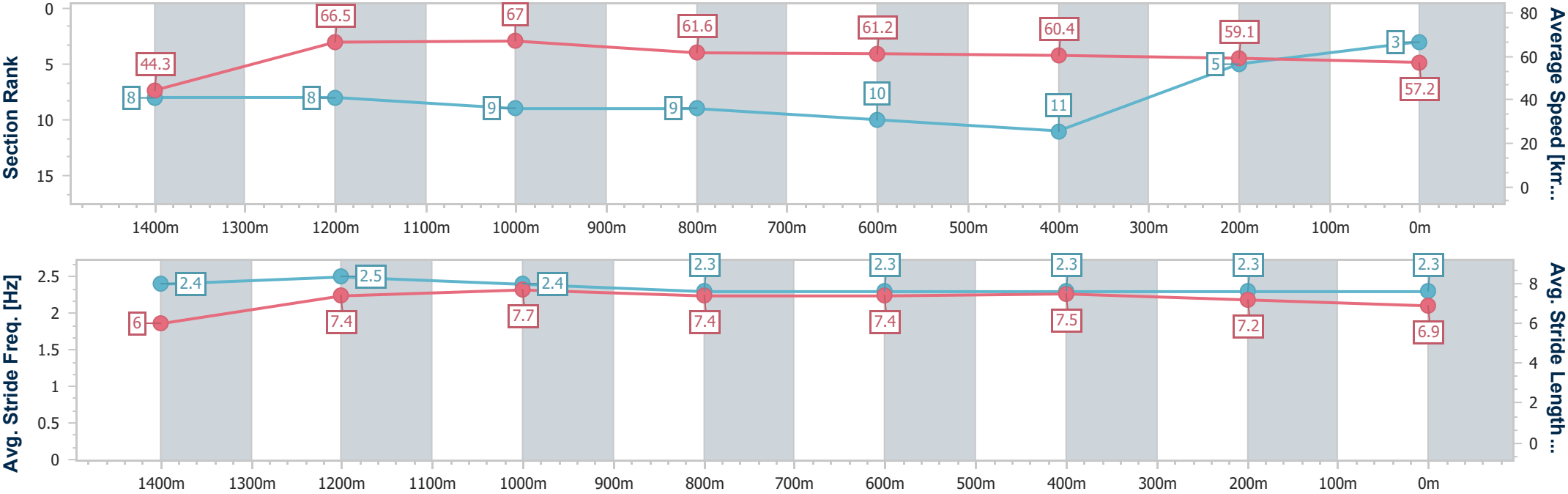
Ladbroke's Cannon Park QLD Professional
Race 9: LADBROKES BLACKBOOK BENCHMARK 55 Handicap
- 1500m

18 July 2024 - 16:12

Track Rating: Soft 5, Weather: Fine, Rail Position: True



Section	Overall	1400m	1200m	1000m	800m	600m	400m	200m					
Section Times	1:29.99 [3] (0:08.12)	1:21.87 [8] (0:10.82)	1:11.05 [8] (0:10.63)	1:00.42 [9] (0:11.64)	0:48.78 [9] (0:11.71)	0:37.07 [10] (0:12.09)	0:24.98 [11] (0:12.40)	0:12.58 [5] (0:12.58)					
Average Speed [km/h]	44.3	66.5	67.0	61.6	61.2	60.4	59.1	57.2					
Top Speed [km/h]	63.6	69.1	69.5	65.0	62.6	61.9	60.7	58.4					
Avg. Dist. to Rail [m]	1.0	3.1	2.6	1.5	1.7	1.7	8.7	10.7					
Avg. Stride Freq. [Hz]	2.4	2.5	2.4	2.3	2.3	2.3	2.3	2.3					
Avg. Stride Length [m]	6.0	7.4	7.7	7.4	7.4	7.5	7.2	6.9					



- [] Ranking at each section and finish
- .-.- No data available at this section
- NA No data available



Horse/Jockey Name	Ferus
Final Rank	4
Fastest Section Time (Section)	0:08.49 (Overall)
Top Speed [km/h] (Section)	70.2 (1400m)
Race State	Finished



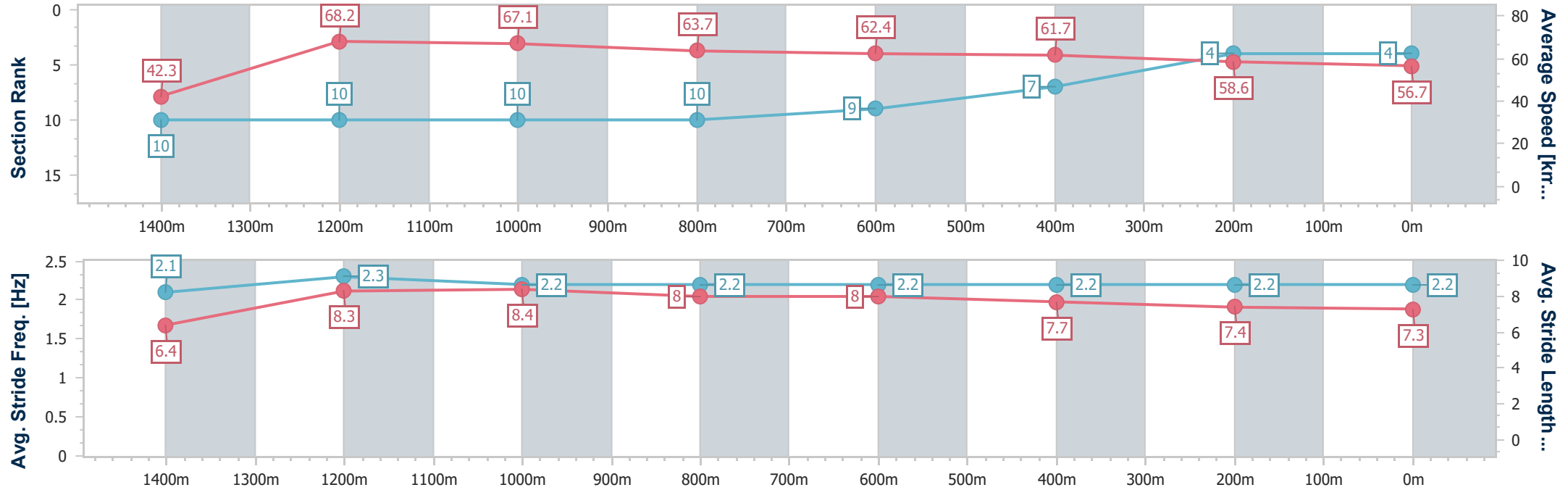
Ladbroke's Cannon Park QLD Professional
Race 9: LADBROKES BLACKBOOK BENCHMARK 55 Handicap
- 1500m

18 July 2024 - 16:12

Track Rating: Soft 5, Weather: Fine, Rail Position: True



Section	Overall	1400m	1200m	1000m	800m	600m	400m	200m					
Section Times	1:30.07 [4] (0:08.49)	1:21.58 [10] (0:10.54)	1:11.04 [10] (0:10.75)	1:00.29 [10] (0:11.46)	0:48.83 [10] (0:11.56)	0:37.27 [9] (0:12.02)	0:25.25 [7] (0:12.57)	0:12.68 [4] (0:12.68)					
Average Speed [km/h]	42.3	68.2	67.1	63.7	62.4	61.7	58.6	56.7					
Top Speed [km/h]	64.0	70.2	68.2	65.1	63.2	62.6	60.7	57.7					
Avg. Dist. to Rail [m]	8.4	1.4	0.6	2.6	4.9	4.9	10.0	10.5					
Avg. Stride Freq. [Hz]	2.1	2.3	2.2	2.2	2.2	2.2	2.2	2.2					
Avg. Stride Length [m]	6.4	8.3	8.4	8.0	8.0	7.7	7.4	7.3					



- [] Ranking at each section and finish
- .-.- No data available at this section
- NA No data available



Horse/Jockey Name	Battle Royale
Final Rank	5
Fastest Section Time (Section)	0:07.88 (Overall)
Top Speed [km/h] (Section)	71.4 (1200m)
Race State	Finished



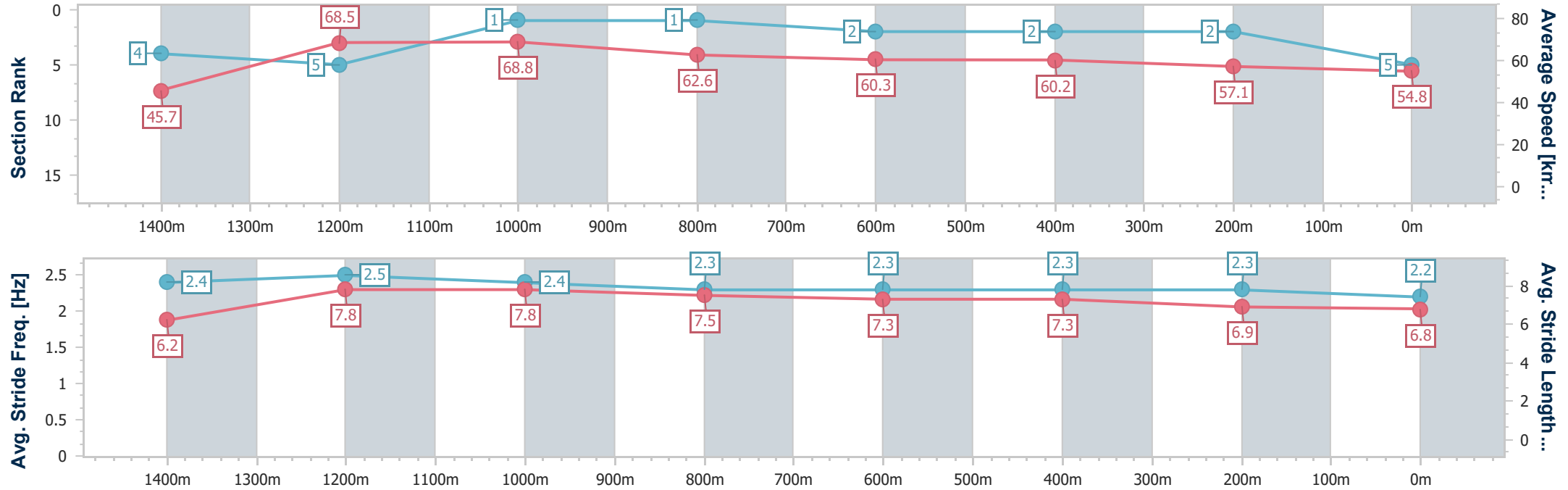
Ladbrokes Cannon Park QLD Professional
Race 9: LADBROKES BLACKBOOK BENCHMARK 55 Handicap
- 1500m

18 July 2024 - 16:12

Track Rating: Soft 5, Weather: Fine, Rail Position: True



Section	Overall	1400m	1200m	1000m	800m	600m	400m	200m					
Section Times	1:30.36 [5] (0:07.88)	1:22.48 [4] (0:10.53)	1:11.95 [5] (0:10.43)	1:01.52 [1] (0:11.45)	0:50.07 [1] (0:11.92)	0:38.15 [2] (0:12.23)	0:25.92 [2] (0:12.79)	0:13.13 [2] (0:13.13)					
Average Speed [km/h]	45.7	68.5	68.8	62.6	60.3	60.2	57.1	54.8					
Top Speed [km/h]	65.1	70.8	71.4	65.5	61.6	62.0	58.6	56.9					
Avg. Dist. to Rail [m]	0.9	1.1	1.0	1.2	3.2	3.4	4.9	4.9					
Avg. Stride Freq. [Hz]	2.4	2.5	2.4	2.3	2.3	2.3	2.3	2.2					
Avg. Stride Length [m]	6.2	7.8	7.8	7.5	7.3	7.3	6.9	6.8					





Horse/Jockey Name	Sizzling Samurai
Final Rank	6
Fastest Section Time (Section)	0:08.52 (Overall)
Top Speed [km/h] (Section)	71.3 (1200m)
Race State	Finished



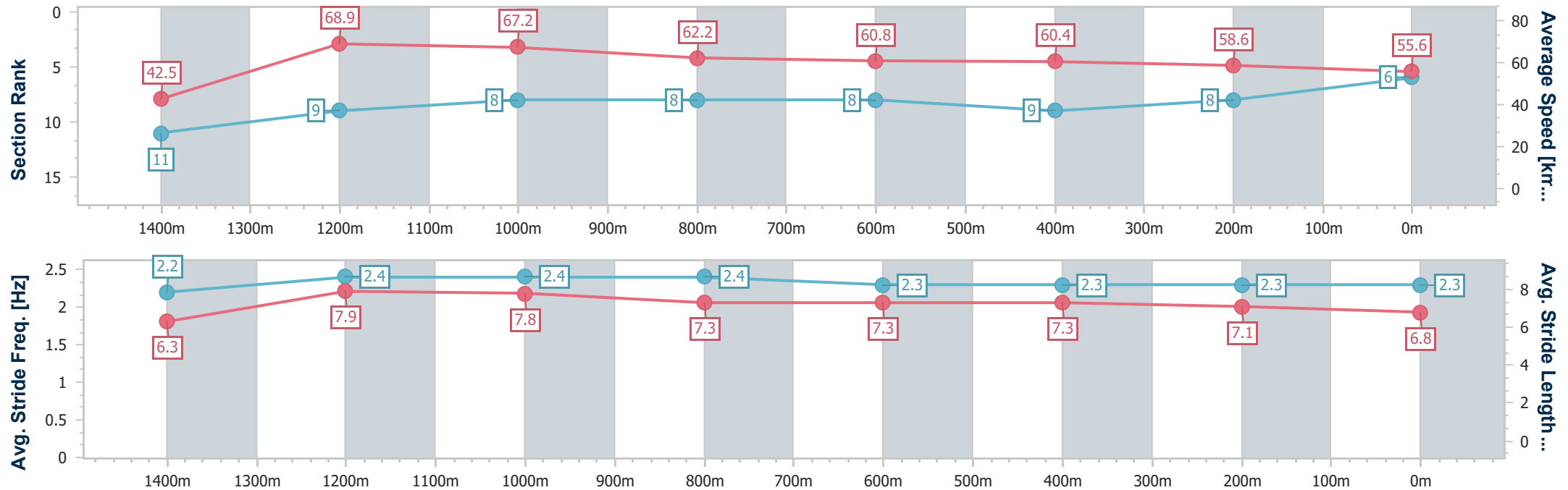
Ladbroke's Cannon Park QLD Professional
Race 9: LADBROKES BLACKBOOK BENCHMARK 55 Handicap
- 1500m

18 July 2024 - 16:12

Track Rating: Soft 5, Weather: Fine, Rail Position: True



Section	Overall	1400m	1200m	1000m	800m	600m	400m	200m					
Section Times	1:30.40 [6] (0:08.52)	1:21.88 [11] (0:10.46)	1:11.42 [9] (0:10.52)	1:00.90 [8] (0:11.42)	0:49.48 [8] (0:11.86)	0:37.62 [8] (0:12.20)	0:25.42 [9] (0:12.46)	0:12.96 [8] (0:12.96)					
Average Speed [km/h]	42.5	68.9	67.2	62.2	60.8	60.4	58.6	55.6					
Top Speed [km/h]	63.1	71.2	71.3	66.7	62.5	62.5	60.1	57.5					
Avg. Dist. to Rail [m]	5.7	2.4	3.9	2.2	1.0	3.2	6.0	4.3					
Avg. Stride Freq. [Hz]	2.2	2.4	2.4	2.4	2.3	2.3	2.3	2.3					
Avg. Stride Length [m]	6.3	7.9	7.8	7.3	7.3	7.3	7.1	6.8					





Horse/Jockey Name	Pluckercarn
Final Rank	7
Fastest Section Time (Section)	0:08.60 (Overall)
Top Speed [km/h] (Section)	69.6 (1400m)
Race State	Finished



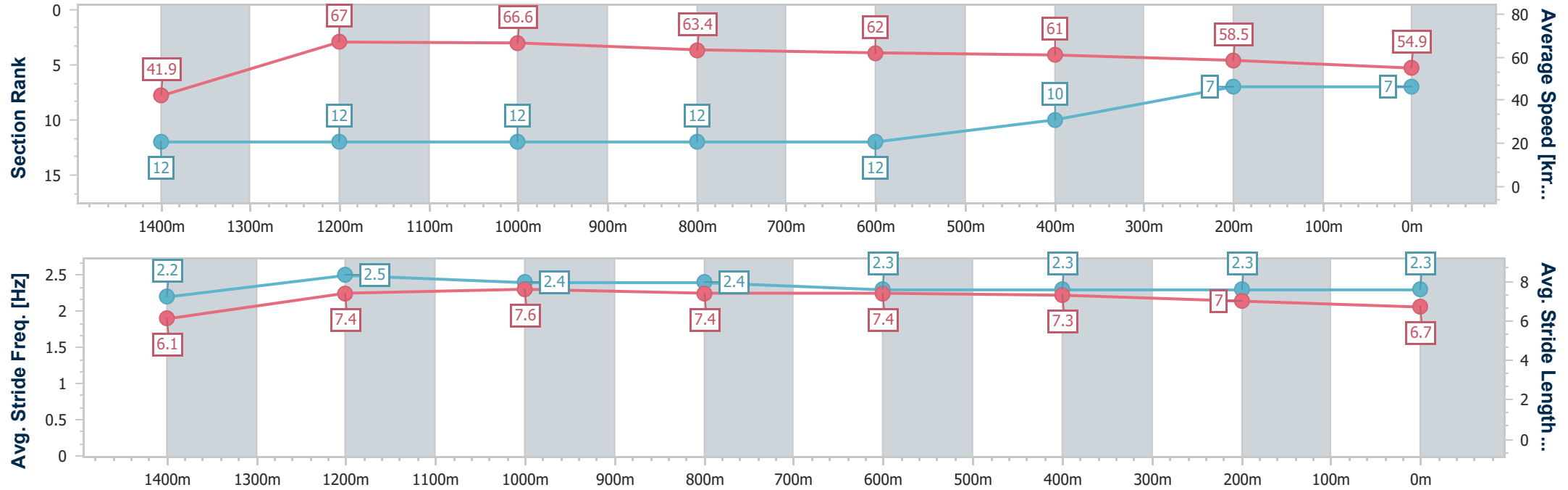
Ladbroke's Cannon Park QLD Professional
Race 9: LADBROKES BLACKBOOK BENCHMARK 55 Handicap
- 1500m

18 July 2024 - 16:12

Track Rating: Soft 5, Weather: Fine, Rail Position: True



Section	Overall	1400m	1200m	1000m	800m	600m	400m	200m					
Section Times	1:30.53 [7] (0:08.60)	1:21.93 [12] (0:10.74)	1:11.19 [12] (0:10.80)	1:00.39 [12] (0:11.33)	0:49.06 [12] (0:11.60)	0:37.46 [12] (0:11.93)	0:25.53 [10] (0:12.42)	0:13.11 [7] (0:13.11)					
Average Speed [km/h]	41.9	67.0	66.6	63.4	62.0	61.0	58.5	54.9					
Top Speed [km/h]	61.8	69.6	69.3	64.7	63.0	62.3	60.0	57.2					
Avg. Dist. to Rail [m]	6.3	1.3	0.7	1.0	1.8	1.8	3.0	2.8					
Avg. Stride Freq. [Hz]	2.2	2.5	2.4	2.4	2.3	2.3	2.3	2.3					
Avg. Stride Length [m]	6.1	7.4	7.6	7.4	7.4	7.3	7.0	6.7					





Horse/Jockey Name	Little Red Pepper
Final Rank	8
Fastest Section Time (Section)	0:09.27 (Overall)
Top Speed [km/h] (Section)	70.3 (1200m)
Race State	Finished



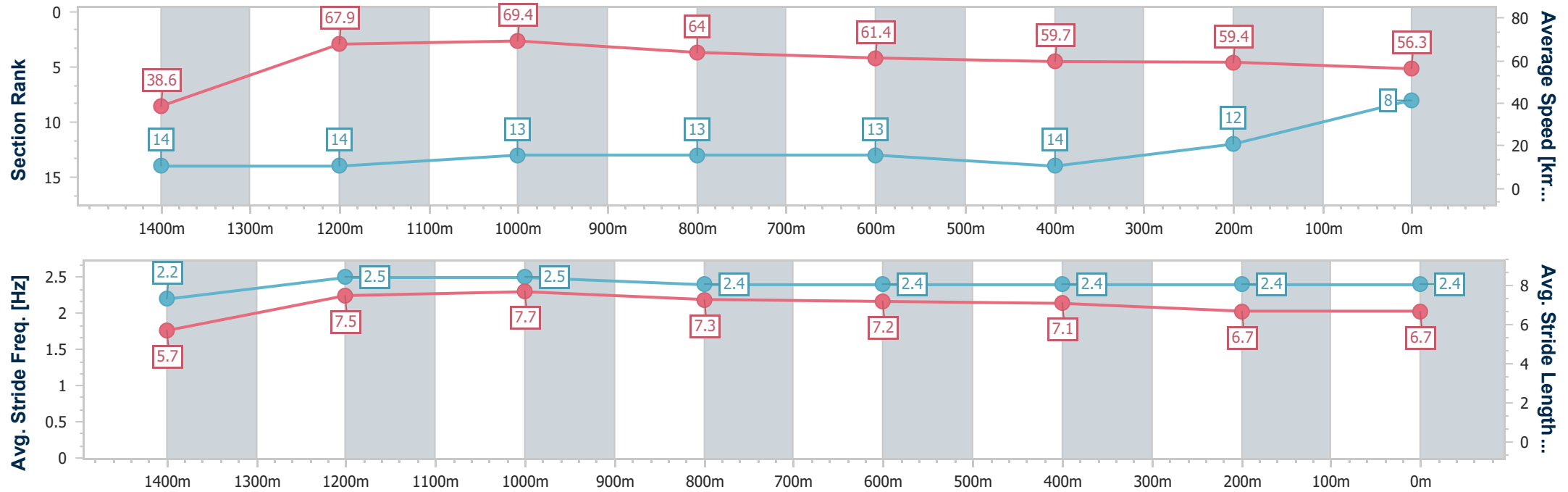
Ladbroke's Cannon Park QLD Professional
Race 9: LADBROKES BLACKBOOK BENCHMARK 55 Handicap
- 1500m

18 July 2024 - 16:12

Track Rating: Soft 5, Weather: Fine, Rail Position: True



Section	Overall	1400m	1200m	1000m	800m	600m	400m	200m					
Section Times	1:30.75 [8] (0:09.27)	1:21.48 [14] (0:10.59)	1:10.89 [14] (0:10.38)	1:00.51 [13] (0:11.35)	0:49.16 [13] (0:11.71)	0:37.45 [13] (0:12.34)	0:25.11 [14] (0:12.34)	0:12.77 [12] (0:12.77)					
Average Speed [km/h]	38.6	67.9	69.4	64.0	61.4	59.7	59.4	56.3					
Top Speed [km/h]	64.6	69.7	70.3	69.1	62.7	60.8	60.7	58.4					
Avg. Dist. to Rail [m]	5.6	0.7	0.8	2.9	4.9	3.4	9.3	13.9					
Avg. Stride Freq. [Hz]	2.2	2.5	2.5	2.4	2.4	2.4	2.4	2.4					
Avg. Stride Length [m]	5.7	7.5	7.7	7.3	7.2	7.1	6.7	6.7					





Horse/Jockey Name	Purpose 'N' Vision
Final Rank	9
Fastest Section Time (Section)	0:08.01 (Overall)
Top Speed [km/h] (Section)	72.5 (1400m)
Race State	Finished



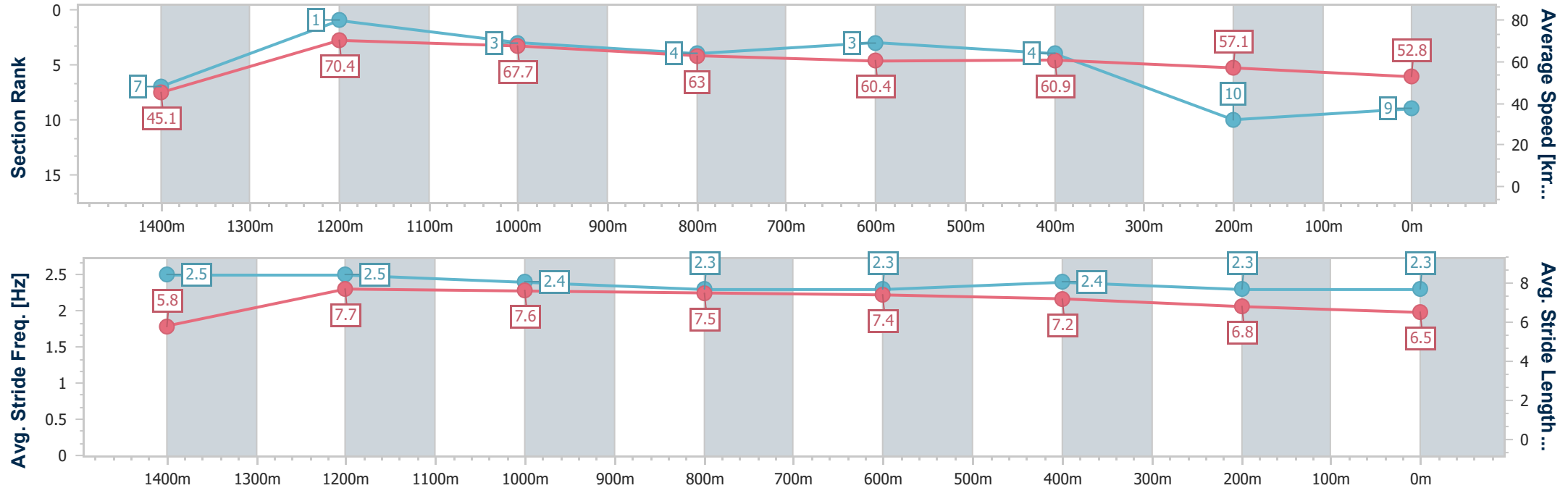
Ladbroke's Cannon Park QLD Professional
Race 9: LADBROKES BLACKBOOK BENCHMARK 55 Handicap
- 1500m

18 July 2024 - 16:12

Track Rating: Soft 5, Weather: Fine, Rail Position: True



Section	Overall	1400m	1200m	1000m	800m	600m	400m	200m					
Section Times	1:31.03 [9] (0:08.01)	1:23.02 [7] (0:10.20)	1:12.82 [1] (0:10.70)	1:02.12 [3] (0:11.62)	0:50.50 [4] (0:11.89)	0:38.61 [3] (0:12.20)	0:26.41 [4] (0:12.82)	0:13.59 [10] (0:13.59)					
Average Speed [km/h]	45.1	70.4	67.7	63.0	60.4	60.9	57.1	52.8					
Top Speed [km/h]	66.3	72.5	72.4	65.2	62.0	63.1	59.2	56.0					
Avg. Dist. to Rail [m]	5.8	3.8	2.3	2.8	3.8	4.4	7.0	8.5					
Avg. Stride Freq. [Hz]	2.5	2.5	2.4	2.3	2.3	2.4	2.3	2.3					
Avg. Stride Length [m]	5.8	7.7	7.6	7.5	7.4	7.2	6.8	6.5					



- [] Ranking at each section and finish
- .-.- No data available at this section
- NA No data available



Horse/Jockey Name	It's Been A Trek
Final Rank	10
Fastest Section Time (Section)	0:08.26 (Overall)
Top Speed [km/h] (Section)	68.8 (1400m)
Race State	Finished



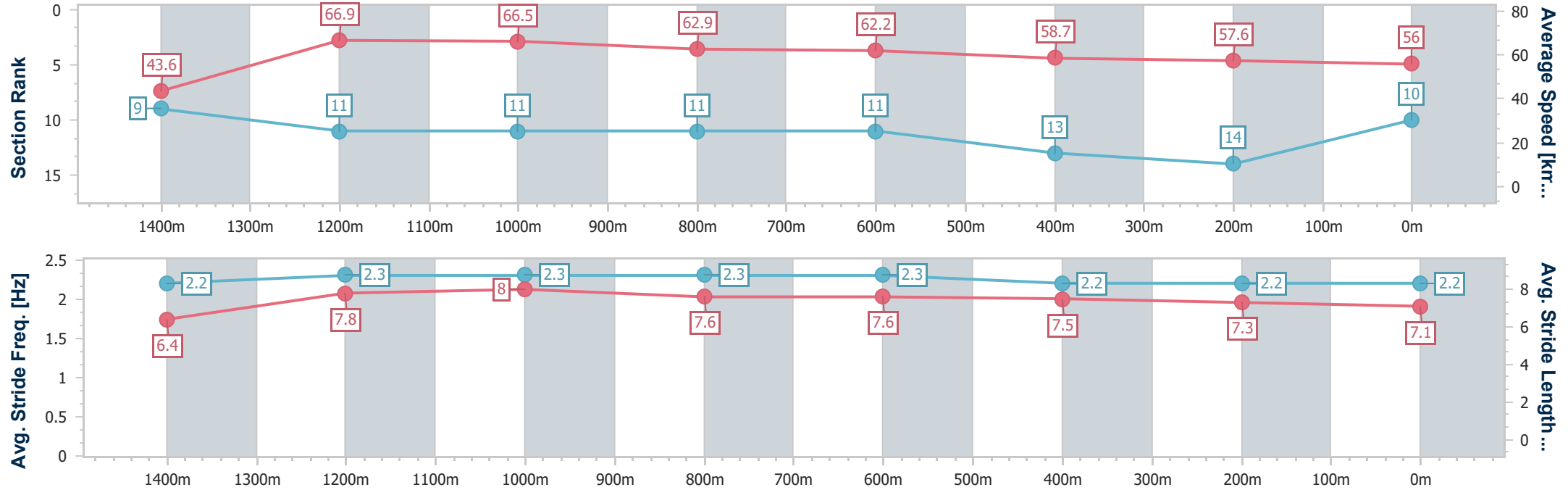
Ladbroke's Cannon Park QLD Professional
Race 9: LADBROKES BLACKBOOK BENCHMARK 55 Handicap
- 1500m

18 July 2024 - 16:12

Track Rating: Soft 5, Weather: Fine, Rail Position: True



Section	Overall	1400m	1200m	1000m	800m	600m	400m	200m					
Section Times	1:31.15 [10] (0:08.26)	1:22.89 [9] (0:10.78)	1:12.11 [11] (0:10.80)	1:01.31 [11] (0:11.58)	0:49.73 [11] (0:11.55)	0:38.18 [11] (0:12.64)	0:25.54 [13] (0:12.73)	0:12.81 [14] (0:12.81)					
Average Speed [km/h]	43.6	66.9	66.5	62.9	62.2	58.7	57.6	56.0					
Top Speed [km/h]	64.4	68.8	68.7	64.0	63.3	60.9	58.3	57.9					
Avg. Dist. to Rail [m]	5.1	1.3	0.5	2.1	5.5	5.3	7.3	11.5					
Avg. Stride Freq. [Hz]	2.2	2.3	2.3	2.3	2.3	2.2	2.2	2.2					
Avg. Stride Length [m]	6.4	7.8	8.0	7.6	7.6	7.5	7.3	7.1					





Horse/Jockey Name	Delancy
Final Rank	11
Fastest Section Time (Section)	0:07.86 (Overall)
Top Speed [km/h] (Section)	70.9 (1400m)
Race State	Finished



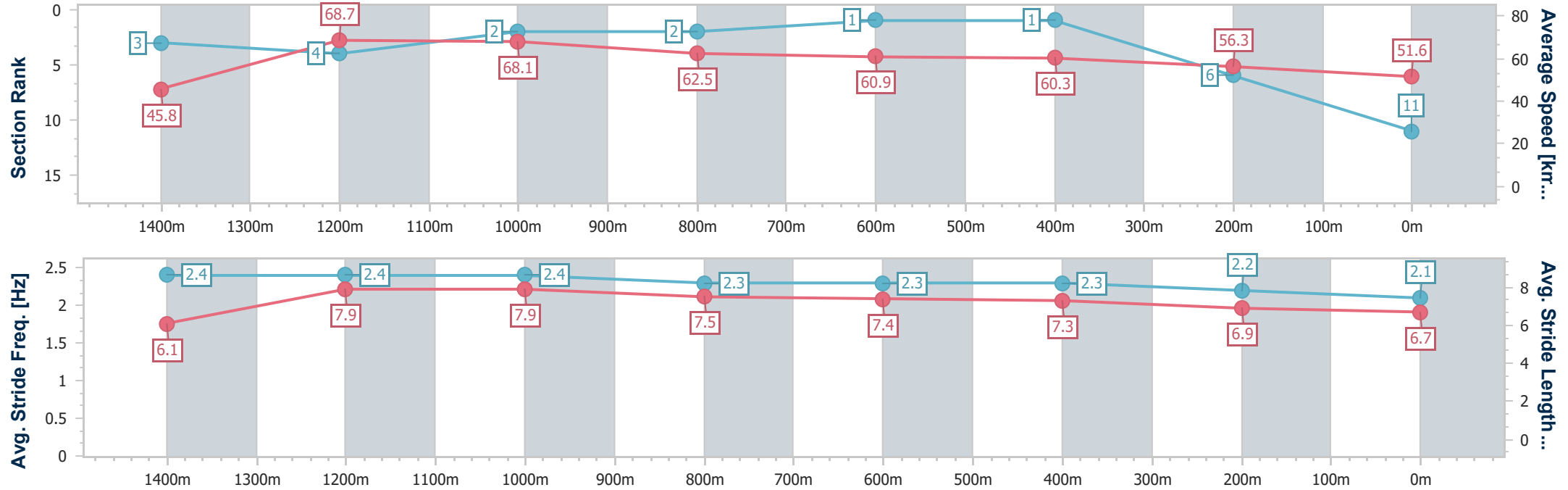
Ladbroke's Cannon Park QLD Professional
Race 9: LADBROKES BLACKBOOK BENCHMARK 55 Handicap
- 1500m

18 July 2024 - 16:12

Track Rating: Soft 5, Weather: Fine, Rail Position: True



Section	Overall	1400m	1200m	1000m	800m	600m	400m	200m					
Section Times	1:31.32 [11] (0:07.86)	1:23.46 [3] (0:10.46)	1:13.00 [4] (0:10.57)	1:02.43 [2] (0:11.47)	0:50.96 [2] (0:11.84)	0:39.12 [1] (0:12.18)	0:26.94 [1] (0:13.03)	0:13.91 [6] (0:13.91)					
Average Speed [km/h]	45.8	68.7	68.1	62.5	60.9	60.3	56.3	51.6					
Top Speed [km/h]	65.7	70.9	70.7	65.7	61.8	62.1	57.8	55.5					
Avg. Dist. to Rail [m]	2.5	1.5	0.9	1.1	2.8	3.1	6.1	6.5					
Avg. Stride Freq. [Hz]	2.4	2.4	2.4	2.3	2.3	2.3	2.2	2.1					
Avg. Stride Length [m]	6.1	7.9	7.9	7.5	7.4	7.3	6.9	6.7					



- [] Ranking at each section and finish
- .-.- No data available at this section
- NA No data available



Horse/Jockey Name	Miss White
Final Rank	12
Fastest Section Time (Section)	0:08.76 (Overall)
Top Speed [km/h] (Section)	68.7 (1200m)
Race State	Finished



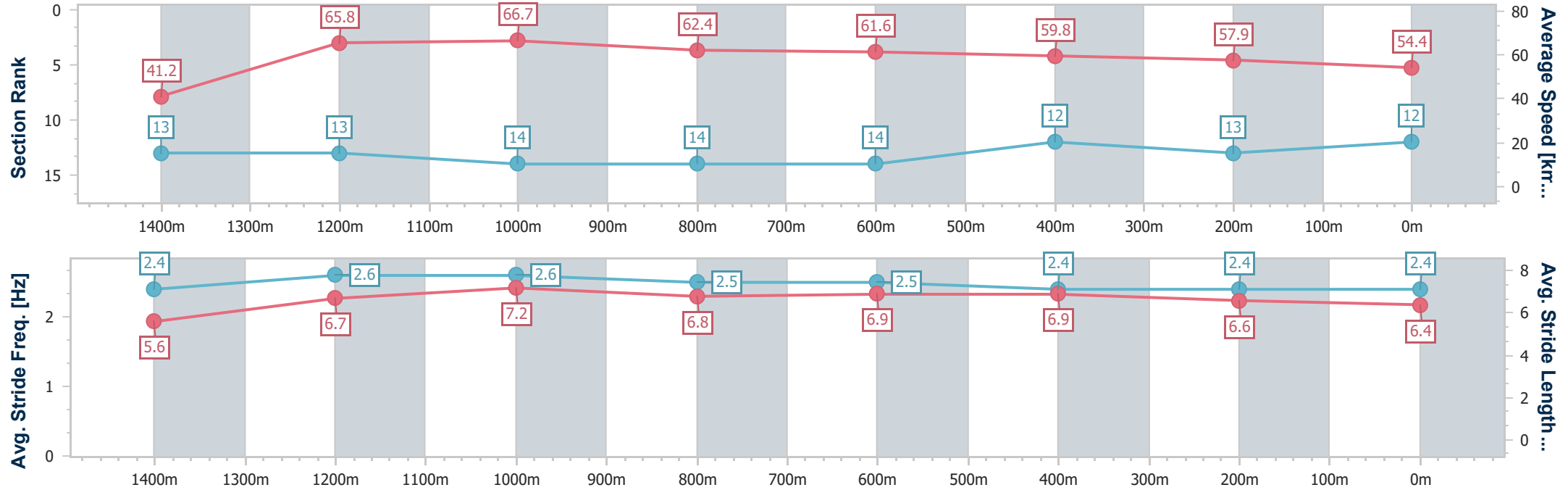
Ladbrokes Cannon Park QLD Professional
Race 9: LADBROKES BLACKBOOK BENCHMARK 55 Handicap
- 1500m

18 July 2024 - 16:12

Track Rating: Soft 5, Weather: Fine, Rail Position: True



Section	Overall	1400m	1200m	1000m	800m	600m	400m	200m					
Section Times	1:31.39 [12] (0:08.76)	1:22.63 [13] (0:10.96)	1:11.67 [13] (0:10.61)	1:01.06 [14] (0:11.40)	0:49.66 [14] (0:11.65)	0:38.01 [14] (0:12.19)	0:25.82 [12] (0:12.60)	0:13.22 [13] (0:13.22)					
Average Speed [km/h]	41.2	65.8	66.7	62.4	61.6	59.8	57.9	54.4					
Top Speed [km/h]	59.5	68.2	68.7	66.1	62.9	61.3	58.8	56.2					
Avg. Dist. to Rail [m]	3.2	0.8	2.6	2.5	1.8	1.8	5.8	7.7					
Avg. Stride Freq. [Hz]	2.4	2.6	2.6	2.5	2.5	2.4	2.4	2.4					
Avg. Stride Length [m]	5.6	6.7	7.2	6.8	6.9	6.9	6.6	6.4					





Horse/Jockey Name	Headlander
Final Rank	13
Fastest Section Time (Section)	0:07.91 (Overall)
Top Speed [km/h] (Section)	70.0 (1200m)
Race State	Finished



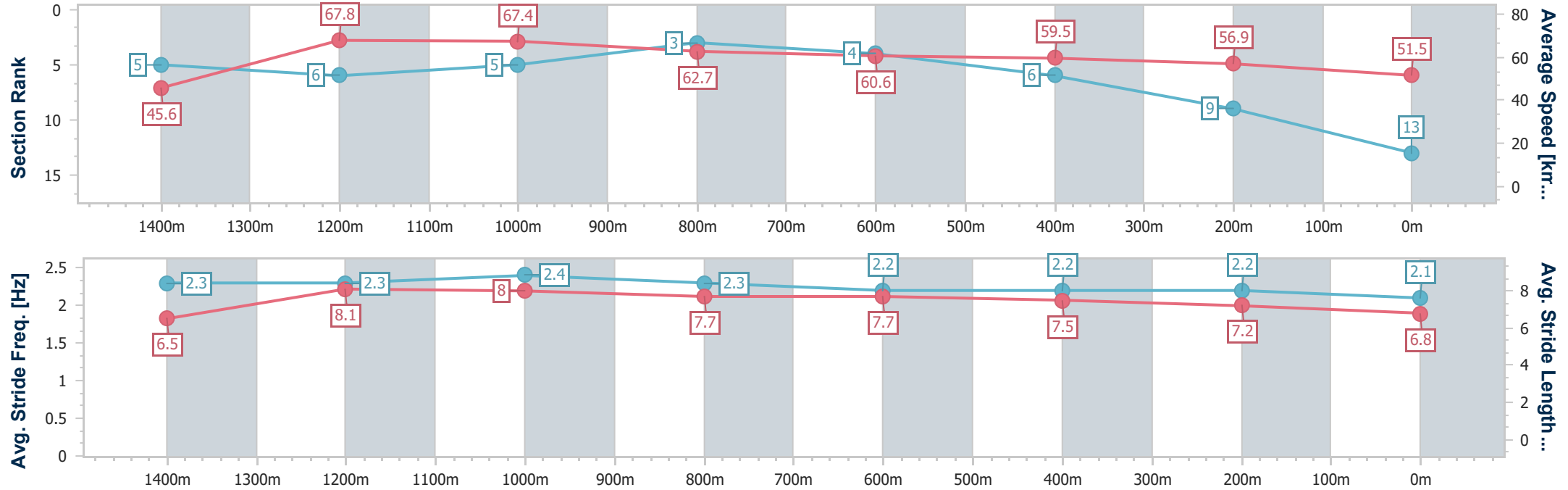
Ladbroke's Cannon Park QLD Professional
Race 9: LADBROKES BLACKBOOK BENCHMARK 55 Handicap
- 1500m

18 July 2024 - 16:12

Track Rating: Soft 5, Weather: Fine, Rail Position: True



Section	Overall	1400m	1200m	1000m	800m	600m	400m	200m					
Section Times	1:31.41 [13] (0:07.91)	1:23.50 [5] (0:10.62)	1:12.88 [6] (0:10.56)	1:02.32 [5] (0:11.43)	0:50.89 [3] (0:11.91)	0:38.98 [4] (0:12.28)	0:26.70 [6] (0:12.73)	0:13.97 [9] (0:13.97)					
Average Speed [km/h]	45.6	67.8	67.4	62.7	60.6	59.5	56.9	51.5					
Top Speed [km/h]	63.9	69.4	70.0	65.5	61.7	61.0	58.3	54.6					
Avg. Dist. to Rail [m]	0.6	2.5	3.0	1.6	2.2	2.4	3.2	3.1					
Avg. Stride Freq. [Hz]	2.3	2.3	2.4	2.3	2.2	2.2	2.2	2.1					
Avg. Stride Length [m]	6.5	8.1	8.0	7.7	7.7	7.5	7.2	6.8					





Horse/Jockey Name	Ice Bound
Final Rank	14
Fastest Section Time (Section)	0:07.85 (Overall)
Top Speed [km/h] (Section)	71.1 (1400m)
Race State	Finished



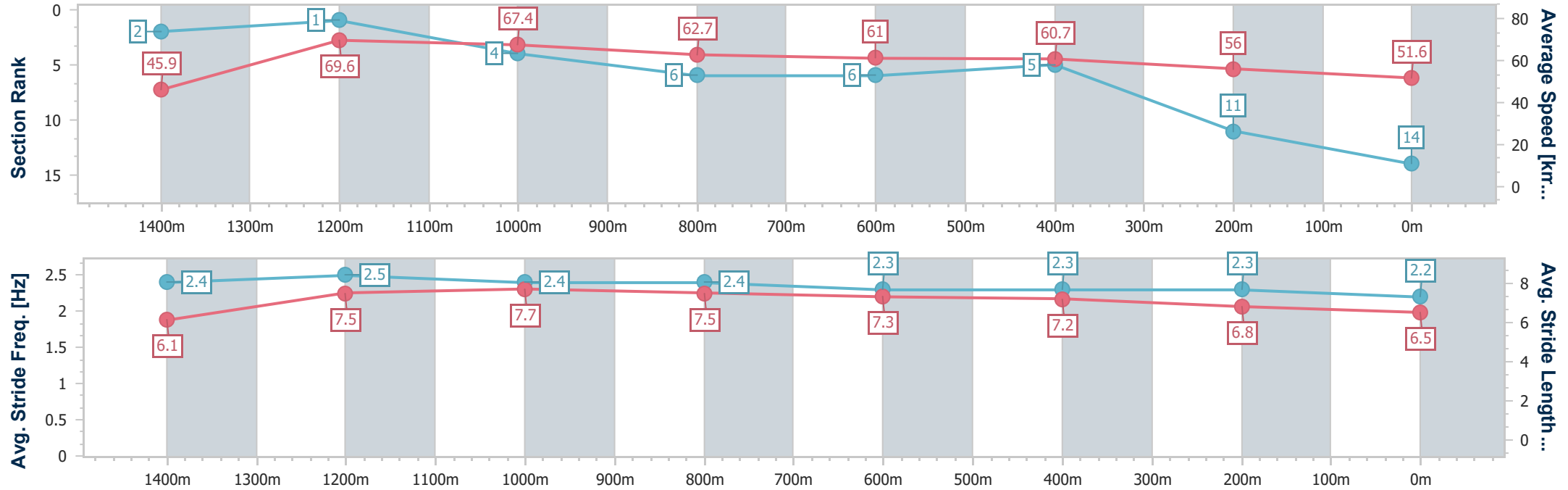
Ladbrokes Cannon Park QLD Professional
Race 9: LADBROKES BLACKBOOK BENCHMARK 55 Handicap
- 1500m

18 July 2024 - 16:12

Track Rating: Soft 5, Weather: Fine, Rail Position: True



Section	Overall	1400m	1200m	1000m	800m	600m	400m	200m					
Section Times	1:31.75 [14] (0:07.85)	1:23.90 [2] (0:10.36)	1:13.54 [1] (0:10.85)	1:02.69 [4] (0:11.64)	0:51.05 [6] (0:11.84)	0:39.21 [6] (0:12.15)	0:27.06 [5] (0:13.10)	0:13.96 [11] (0:13.96)					
Average Speed [km/h]	45.9	69.6	67.4	62.7	61.0	60.7	56.0	51.6					
Top Speed [km/h]	66.2	71.1	69.6	65.5	62.1	62.2	57.8	54.3					
Avg. Dist. to Rail [m]	8.8	6.1	4.4	3.2	4.8	4.5	7.6	9.2					
Avg. Stride Freq. [Hz]	2.4	2.5	2.4	2.4	2.3	2.3	2.3	2.2					
Avg. Stride Length [m]	6.1	7.5	7.7	7.5	7.3	7.2	6.8	6.5					





Ladbroke's Cannon Park QLD Professional
Race 10: ARCHERS THE STRATA PROFESSIONALS Class 6 Plate -
1250m
18 July 2024 - 16:52



Track Rating: Soft 5, Weather: Fine, Rail Position: True

Section		Field Times				Overall	1000m	800m	600m	400m	200m	Last 600m	
						1:14.90 (0:16.44)	0:58.46 (0:11.47)	0:46.99 (0:11.56)	0:35.43 (0:11.78)	0:23.65 (0:11.77)	0:11.88 (0:11.88)	0:35.43	
Rank	TAB	Horse/Jockey	Barrier	Top Speed [km/h]	Fastest Section							Margin	Distance Travelled [m]
1	10	STATS	13	66.5	0:11.05	1:14.90 [1]	0:57.33 [10]	0:45.65 [9]	0:34.60 [8]	0:23.01 [8]	0:11.67 [6]	1:14.90	0:34.60
		Nathan Day		800m	800m	(0:17.57)	(0:11.68)	(0:11.05)	(0:11.59)	(0:11.34)	(0:11.67)		
2	5	OUTBACK ACTION	9	66.3	0:11.24	1:15.04 [2]	0:58.00 [5]	0:46.52 [4]	0:35.28 [4]	0:23.51 [5]	0:11.91 [3]	0.85L	0:35.28
		Chris Whiteley		800m	800m	(0:17.04)	(0:11.48)	(0:11.24)	(0:11.77)	(0:11.60)	(0:11.91)		-10
3	6	BRINGYATICKET	3	65.5	0:11.30	1:15.17 [3]	0:58.17 [4]	0:46.51 [5]	0:35.21 [5]	0:23.62 [6]	0:11.89 [7]	1.61L	0:35.21
		Justin Huxtable		800m	800m	(0:17.00)	(0:11.66)	(0:11.30)	(0:11.59)	(0:11.73)	(0:11.89)		-15
4	1	ARMOUR FORCE	1	67.4	0:11.27	1:15.19 [4]	0:57.91 [6]	0:46.28 [6]	0:35.00 [6]	0:23.73 [4]	0:12.17 [1]	1.7L	0:35.00
		Ryan Wiggins		600m	600m	(0:17.28)	(0:11.63)	(0:11.28)	(0:11.27)	(0:11.56)	(0:12.17)		-19
5	9	CHICKERARTIE	14	67.6	0:11.47	1:15.21 [5]	0:58.77 [1]	0:47.30 [1]	0:35.74 [1]	0:23.94 [3]	0:12.12 [2]	1.85L	0:35.74
		Jackson Murphy		Overall	1000m	(0:16.44)	(0:11.47)	(0:11.56)	(0:11.80)	(0:11.82)	(0:12.12)		-15
6	8	TYCOON BEAU	6	66.1	0:11.12	1:15.26 [6]	0:57.82 [8]	0:46.06 [8]	0:34.94 [9]	0:23.56 [7]	0:11.94 [8]	2.13L	0:34.94
		Masayuki Abe		600m	800m	(0:17.44)	(0:11.76)	(0:11.12)	(0:11.38)	(0:11.62)	(0:11.94)		-12
7	2	CASHIN' CHEX	4	66.1	0:11.16	1:15.44 [7]	0:58.08 [7]	0:46.33 [7]	0:35.17 [7]	0:23.44 [9]	0:11.73 [10]	3.19L	0:35.17
		Leah Martyn		600m	800m	(0:17.36)	(0:11.75)	(0:11.16)	(0:11.73)	(0:11.71)	(0:11.73)		-9
8	3	CRYSTAL CHIEF	10	65.0	0:11.39	1:15.59 [8]	0:58.91 [2]	0:47.49 [2]	0:36.10 [2]	0:24.34 [1]	0:12.45 [4]	4.07L	0:36.10
		Ashley Butler		Overall	800m	(0:16.68)	(0:11.42)	(0:11.39)	(0:11.76)	(0:11.89)	(0:12.45)		-11
9	12	ANDALUS	11	66.4	0:11.11	1:15.80 [9]	0:58.15 [12]	0:46.33 [12]	0:35.22 [11]	0:23.80 [10]	0:12.10 [9]	5.29L	0:35.22
		Scott Sheargold		600m	800m	(0:17.65)	(0:11.82)	(0:11.11)	(0:11.42)	(0:11.70)	(0:12.10)		-8
10	11	TAVISTEEL	2	65.1	0:11.32	1:15.80 [10]	0:59.02 [3]	0:47.54 [3]	0:36.22 [3]	0:24.54 [2]	0:12.60 [5]	5.29L	0:36.22
		Chelsea Jokic		800m	800m	(0:16.78)	(0:11.48)	(0:11.32)	(0:11.68)	(0:11.94)	(0:12.60)		-16

Scratched: Spirit Meister (#14), Crowning Moment (#13)

Report Created: Thu 18 July 2024 17:15 GMT+10 (Note: Timing is based on position data)

Page 1/14

[] Ranking at each section and finish
-:-:- No data available at this section
NA No data available

SCN Saddle cloth number
DNF Did not finish
DNT Did not track

data processed by  TRIPLESDATA



Ladbroke's Cannon Park QLD Professional
Race 10: ARCHERS THE STRATA PROFESSIONALS Class 6 Plate -
1250m
18 July 2024 - 16:52



Track Rating: Soft 5, Weather: Fine, Rail Position: True

Section						Overall	1000m	800m	600m	400m	200m	Last 600m		
Field Times						1:14.90 (0:16.44)	0:58.46 (0:11.47)	0:46.99 (0:11.56)	0:35.43 (0:11.78)	0:23.65 (0:11.77)	0:11.88 (0:11.88)	0:35.43		
Rank	TAB	Horse/Jockey	Barrier	Top Speed [km/h]	Fastest Section							Margin		Distance Travelled [m]
11	4	INVESTOR	12	65.2	0:11.27	1:16.00 [11]	0:58.41 [11]	0:46.66 [10]	0:35.39 [12]	0:23.76 [12]	0:11.92 [11]	6.49L	0:35.39	-5
		Zac Sprie		800m	800m	(0:17.59)	(0:11.75)	(0:11.27)	(0:11.63)	(0:11.84)	(0:11.92)			
12	7	REALEZA	8	65.3	0:11.21	1:18.30 [12]	1:00.85 [9]	0:48.95 [11]	0:37.74 [10]	0:26.24 [11]	0:14.06 [12]	19.98L	0:37.74	-21
		Nathan Thomas		600m	800m	(0:17.45)	(0:11.90)	(0:11.21)	(0:11.50)	(0:12.18)	(0:14.06)			

Scratched: Spirit Meister (#14), Crowning Moment (#13)



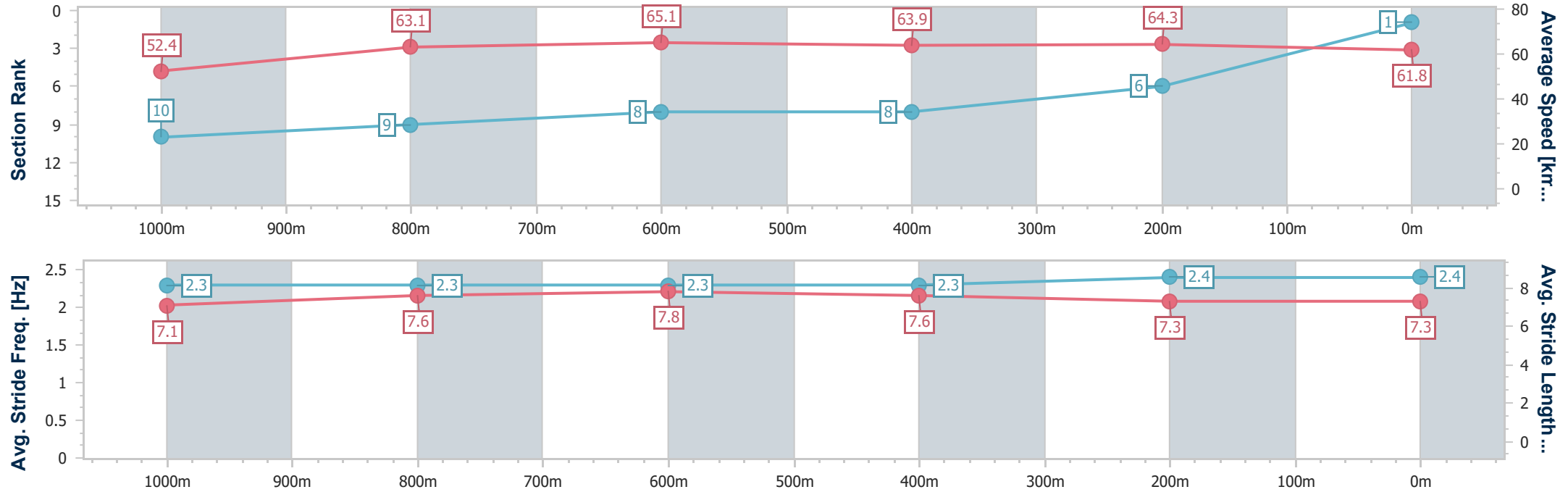
Horse/Jockey Name	Stats
Final Rank	1
Fastest Section Time (Section)	0:11.05 (800m)
Top Speed [km/h] (Section)	66.5 (800m)
Race State	Finished



Ladbrokes Cannon Park QLD Professional
Race 10: ARCHERS THE STRATA PROFESSIONALS Class 6
Plate - 1250m
18 July 2024 - 16:52
Track Rating: Soft 5, Weather: Fine, Rail Position: True



Section	Overall	1000m	800m	600m	400m	200m							
Section Times	1:14.90 [1] (0:17.57)	0:57.33 [10] (0:11.68)	0:45.65 [9] (0:11.05)	0:34.60 [8] (0:11.59)	0:23.01 [8] (0:11.34)	0:11.67 [6] (0:11.67)							
Average Speed [km/h]	52.4	63.1	65.1	63.9	64.3	61.8							
Top Speed [km/h]	64.2	64.6	66.5	65.1	66.0	64.0							
Avg. Dist. to Rail [m]	11.7	4.1	4.0	4.3	6.4	9.7							
Avg. Stride Freq. [Hz]	2.3	2.3	2.3	2.3	2.4	2.4							
Avg. Stride Length [m]	7.1	7.6	7.8	7.6	7.3	7.3							





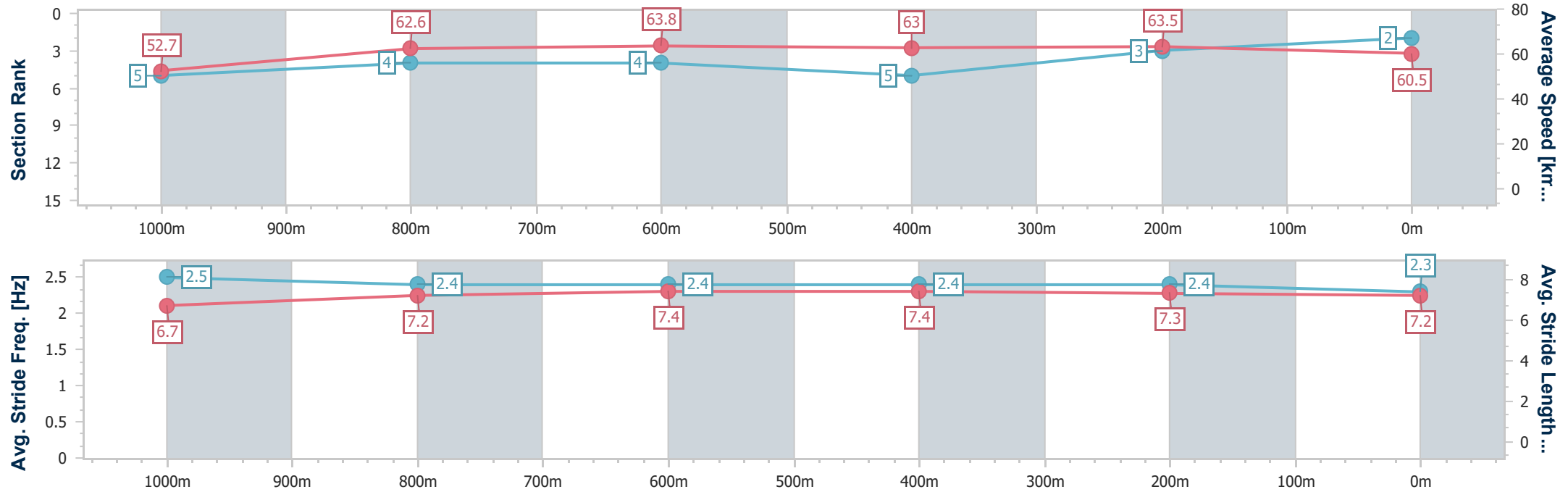
Horse/Jockey Name	Outback Action
Final Rank	2
Fastest Section Time (Section)	0:11.24 (800m)
Top Speed [km/h] (Section)	66.3 (800m)
Race State	Finished



Ladbroke's Cannon Park QLD Professional
Race 10: ARCHERS THE STRATA PROFESSIONALS Class 6
Plate - 1250m
18 July 2024 - 16:52
Track Rating: Soft 5, Weather: Fine, Rail Position: True



Section	Overall	1000m	800m	600m	400m	200m							
Section Times	1:15.04 [2] (0:17.04)	0:58.00 [5] (0:11.48)	0:46.52 [4] (0:11.24)	0:35.28 [4] (0:11.77)	0:23.51 [5] (0:11.60)	0:11.91 [3] (0:11.91)							
Average Speed [km/h]	52.7	62.6	63.8	63.0	63.5	60.5							
Top Speed [km/h]	63.4	63.9	66.3	65.3	64.5	62.5							
Avg. Dist. to Rail [m]	3.0	1.1	2.4	4.0	8.4	7.7							
Avg. Stride Freq. [Hz]	2.5	2.4	2.4	2.4	2.4	2.3							
Avg. Stride Length [m]	6.7	7.2	7.4	7.4	7.3	7.2							





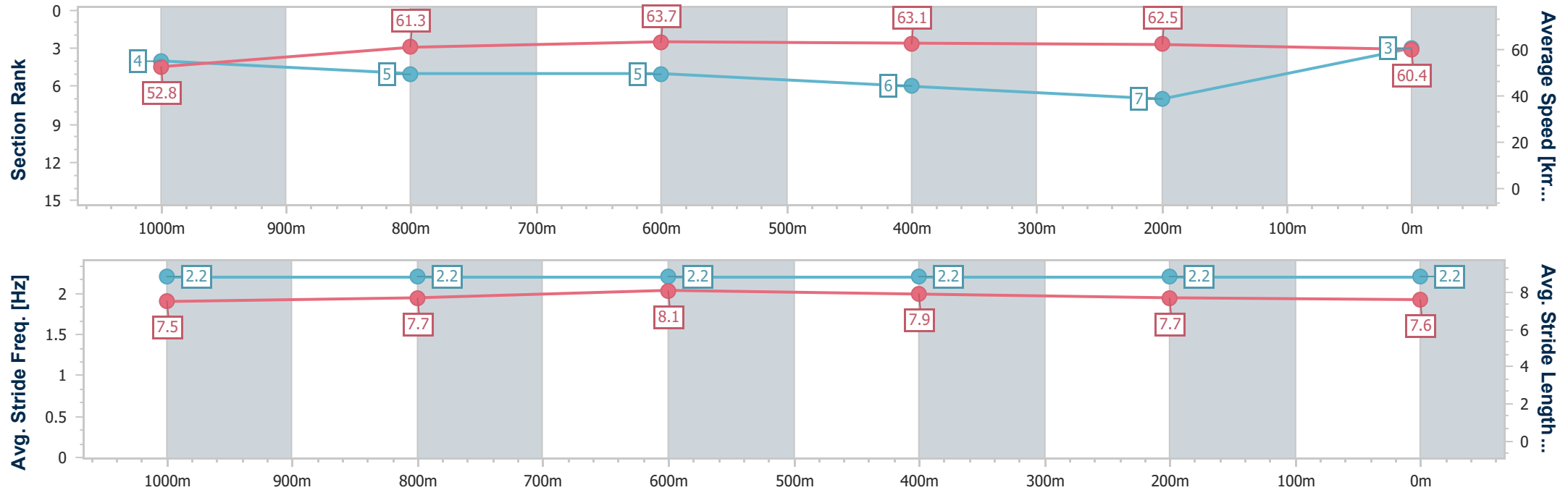
Horse/Jockey Name	Bringyaticket
Final Rank	3
Fastest Section Time (Section)	0:11.30 (800m)
Top Speed [km/h] (Section)	65.5 (800m)
Race State	Finished



Ladbroke's Cannon Park QLD Professional
Race 10: ARCHERS THE STRATA PROFESSIONALS Class 6
Plate - 1250m
18 July 2024 - 16:52
Track Rating: Soft 5, Weather: Fine, Rail Position: True



Section	Overall	1000m	800m	600m	400m	200m							
Section Times	1:15.17 [3] (0:17.00)	0:58.17 [4] (0:11.66)	0:46.51 [5] (0:11.30)	0:35.21 [5] (0:11.59)	0:23.62 [6] (0:11.73)	0:11.89 [7] (0:11.89)							
Average Speed [km/h]	52.8	61.3	63.7	63.1	62.5	60.4							
Top Speed [km/h]	63.4	63.2	65.5	64.2	63.1	62.5							
Avg. Dist. to Rail [m]	1.0	1.0	1.7	2.6	6.4	4.7							
Avg. Stride Freq. [Hz]	2.2	2.2	2.2	2.2	2.2	2.2							
Avg. Stride Length [m]	7.5	7.7	8.1	7.9	7.7	7.6							





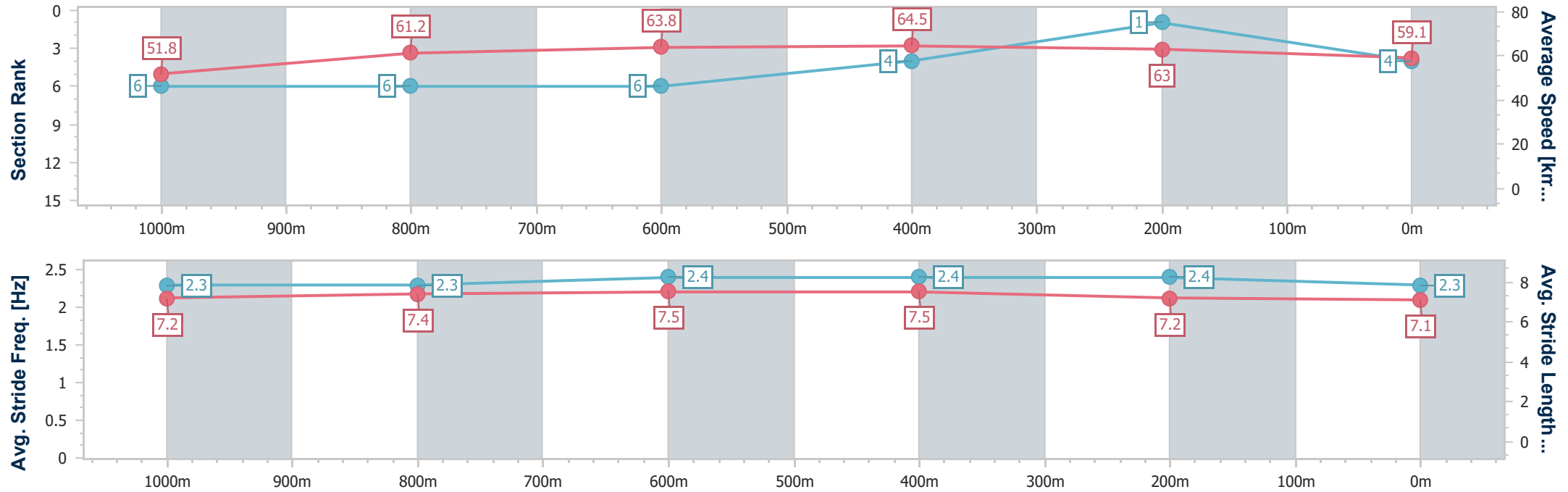
Horse/Jockey Name	Armour Force
Final Rank	4
Fastest Section Time (Section)	0:11.27 (600m)
Top Speed [km/h] (Section)	67.4 (600m)
Race State	Finished



Ladbroke's Cannon Park QLD Professional
Race 10: ARCHERS THE STRATA PROFESSIONALS Class 6
Plate - 1250m
18 July 2024 - 16:52
Track Rating: Soft 5, Weather: Fine, Rail Position: True



Section	Overall	1000m	800m	600m	400m	200m							
Section Times	1:15.19 [4] (0:17.28)	0:57.91 [6] (0:11.63)	0:46.28 [6] (0:11.28)	0:35.00 [6] (0:11.27)	0:23.73 [4] (0:11.56)	0:12.17 [1] (0:12.17)							
Average Speed [km/h]	51.8	61.2	63.8	64.5	63.0	59.1							
Top Speed [km/h]	63.0	62.8	66.7	67.4	64.5	61.7							
Avg. Dist. to Rail [m]	1.8	1.7	0.7	1.4	5.4	6.3							
Avg. Stride Freq. [Hz]	2.3	2.3	2.4	2.4	2.4	2.3							
Avg. Stride Length [m]	7.2	7.4	7.5	7.5	7.2	7.1							





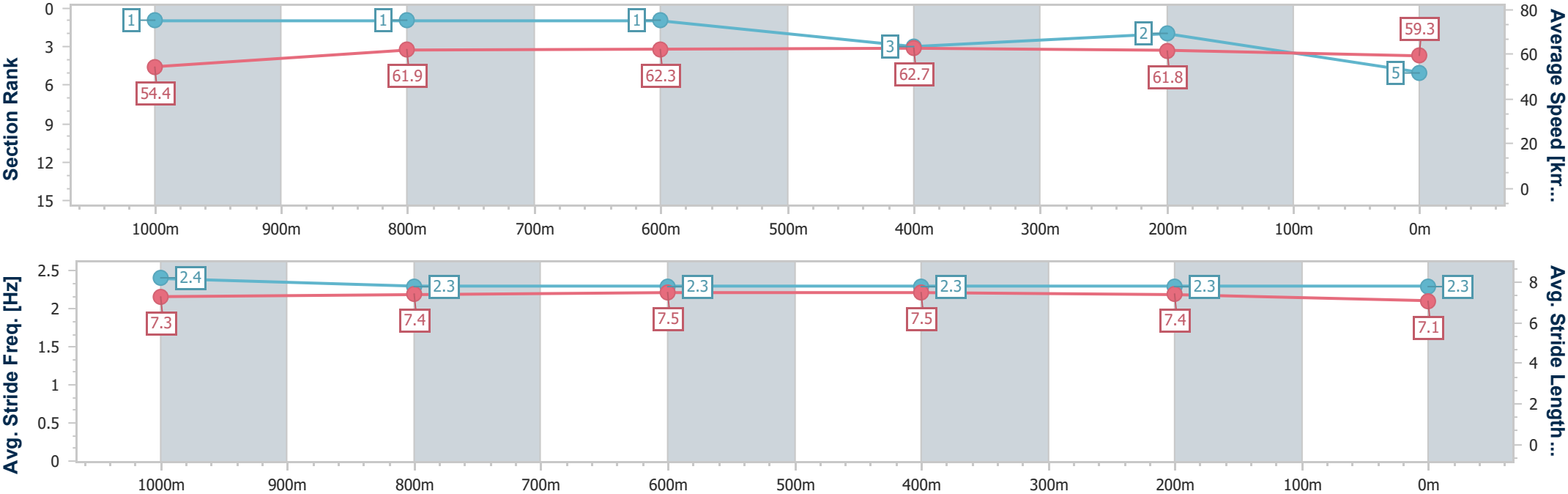
Horse/Jockey Name	Chickerartie
Final Rank	5
Fastest Section Time (Section)	0:11.47 (1000m)
Top Speed [km/h] (Section)	67.6 (Overall)
Race State	Finished



Ladbroke's Cannon Park QLD Professional
Race 10: ARCHERS THE STRATA PROFESSIONALS Class 6
Plate - 1250m
18 July 2024 - 16:52
Track Rating: Soft 5, Weather: Fine, Rail Position: True



Section	Overall	1000m	800m	600m	400m	200m							
Section Times	1:15.21 [5] (0:16.44)	0:58.77 [1] (0:11.47)	0:47.30 [1] (0:11.56)	0:35.74 [1] (0:11.80)	0:23.94 [3] (0:11.82)	0:12.12 [2] (0:12.12)							
Average Speed [km/h]	54.4	61.9	62.3	62.7	61.8	59.3							
Top Speed [km/h]	67.6	62.8	63.5	64.0	64.4	61.4							
Avg. Dist. to Rail [m]	2.9	2.1	2.1	3.7	5.4	3.6							
Avg. Stride Freq. [Hz]	2.4	2.3	2.3	2.3	2.3	2.3							
Avg. Stride Length [m]	7.3	7.4	7.5	7.5	7.4	7.1							





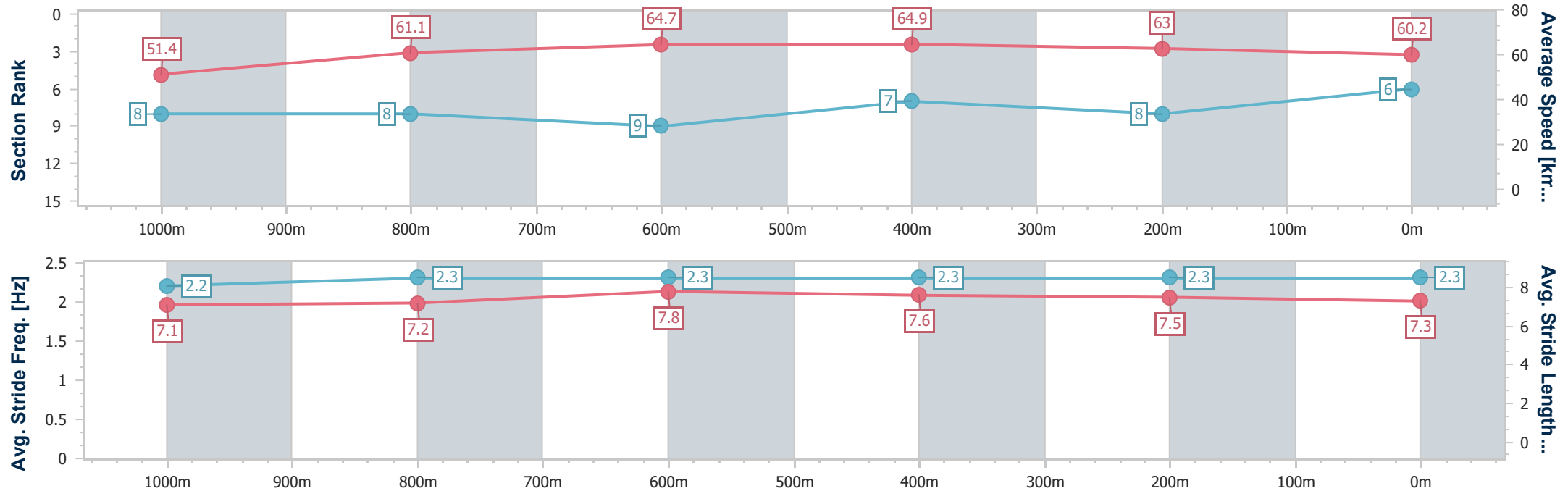
Horse/Jockey Name	Tycoon Beau
Final Rank	6
Fastest Section Time (Section)	0:11.12 (800m)
Top Speed [km/h] (Section)	66.1 (600m)
Race State	Finished



Ladbroke's Cannon Park QLD Professional
Race 10: ARCHERS THE STRATA PROFESSIONALS Class 6
Plate - 1250m
18 July 2024 - 16:52
Track Rating: Soft 5, Weather: Fine, Rail Position: True



Section	Overall	1000m	800m	600m	400m	200m							
Section Times	1:15.26 [6] (0:17.44)	0:57.82 [8] (0:11.76)	0:46.06 [8] (0:11.12)	0:34.94 [9] (0:11.38)	0:23.56 [7] (0:11.62)	0:11.94 [8] (0:11.94)							
Average Speed [km/h]	51.4	61.1	64.7	64.9	63.0	60.2							
Top Speed [km/h]	64.5	62.4	65.9	66.1	64.2	62.1							
Avg. Dist. to Rail [m]	1.6	1.3	3.1	3.8	9.2	12.5							
Avg. Stride Freq. [Hz]	2.2	2.3	2.3	2.3	2.3	2.3							
Avg. Stride Length [m]	7.1	7.2	7.8	7.6	7.5	7.3							





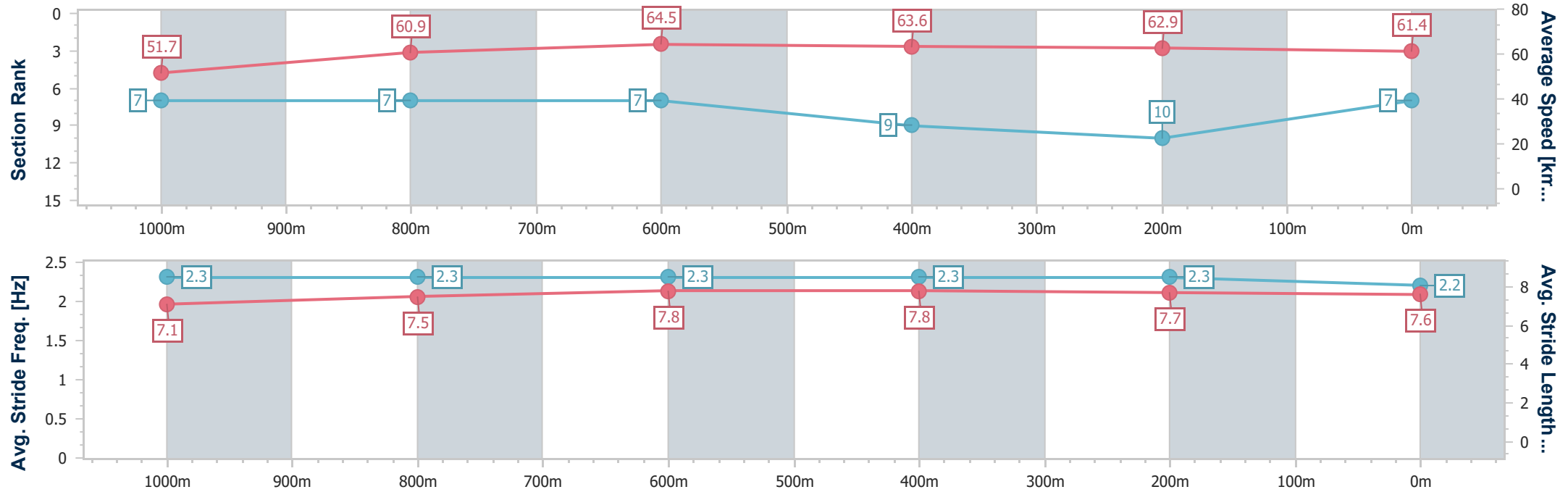
Horse/Jockey Name	Cashin' Chex
Final Rank	7
Fastest Section Time (Section)	0:11.16 (800m)
Top Speed [km/h] (Section)	66.1 (600m)
Race State	Finished



Ladbrokes Cannon Park QLD Professional
Race 10: ARCHERS THE STRATA PROFESSIONALS Class 6
Plate - 1250m
18 July 2024 - 16:52
Track Rating: Soft 5, Weather: Fine, Rail Position: True



Section	Overall	1000m	800m	600m	400m	200m							
Section Times	1:15.44 [7] (0:17.36)	0:58.08 [7] (0:11.75)	0:46.33 [7] (0:11.16)	0:35.17 [7] (0:11.73)	0:23.44 [9] (0:11.71)	0:11.73 [10] (0:11.73)							
Average Speed [km/h]	51.7	60.9	64.5	63.6	62.9	61.4							
Top Speed [km/h]	63.3	63.8	66.1	66.1	64.5	63.9							
Avg. Dist. to Rail [m]	1.5	2.1	3.9	5.3	9.5	9.7							
Avg. Stride Freq. [Hz]	2.3	2.3	2.3	2.3	2.3	2.2							
Avg. Stride Length [m]	7.1	7.5	7.8	7.8	7.7	7.6							





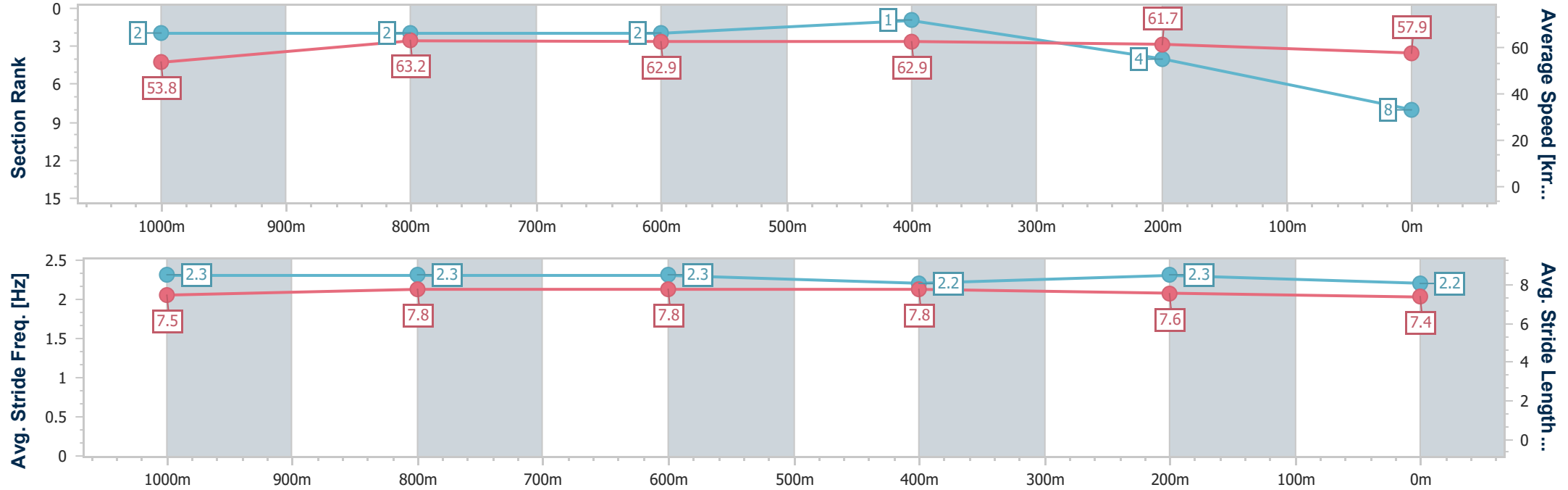
Horse/Jockey Name	Crystal Chief
Final Rank	8
Fastest Section Time (Section)	0:11.39 (800m)
Top Speed [km/h] (Section)	65.0 (Overall)
Race State	Finished



Ladbroke's Cannon Park QLD Professional
Race 10: ARCHERS THE STRATA PROFESSIONALS Class 6
Plate - 1250m
18 July 2024 - 16:52
Track Rating: Soft 5, Weather: Fine, Rail Position: True



Section	Overall	1000m	800m	600m	400m	200m							
Section Times	1:15.59 [8] (0:16.68)	0:58.91 [2] (0:11.42)	0:47.49 [2] (0:11.39)	0:36.10 [2] (0:11.76)	0:24.34 [1] (0:11.89)	0:12.45 [4] (0:12.45)							
Average Speed [km/h]	53.8	63.2	62.9	62.9	61.7	57.9							
Top Speed [km/h]	65.0	64.0	64.5	64.0	63.2	61.3							
Avg. Dist. to Rail [m]	2.3	1.5	3.0	3.4	8.7	7.2							
Avg. Stride Freq. [Hz]	2.3	2.3	2.3	2.2	2.3	2.2							
Avg. Stride Length [m]	7.5	7.8	7.8	7.8	7.6	7.4							





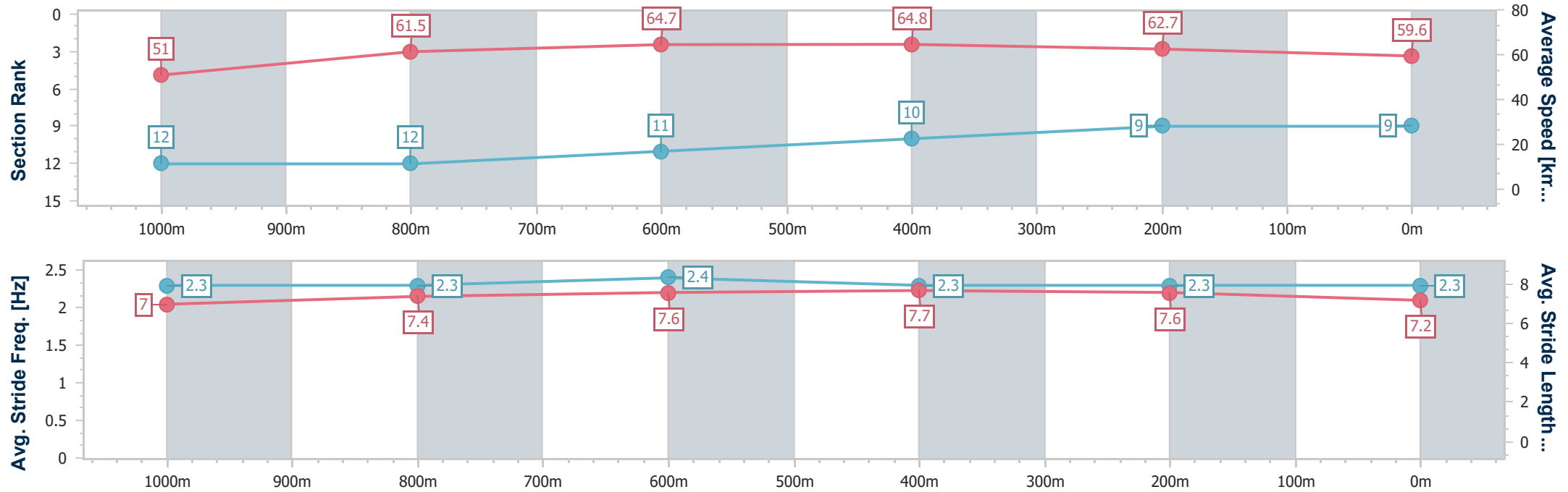
Horse/Jockey Name	Andalus
Final Rank	9
Fastest Section Time (Section)	0:11.11 (800m)
Top Speed [km/h] (Section)	66.4 (600m)
Race State	Finished



Ladbroke's Cannon Park QLD Professional
Race 10: ARCHERS THE STRATA PROFESSIONALS Class 6
Plate - 1250m
18 July 2024 - 16:52
Track Rating: Soft 5, Weather: Fine, Rail Position: True



Section	Overall	1000m	800m	600m	400m	200m							
Section Times	1:15.80 [9] (0:17.65)	0:58.15 [12] (0:11.82)	0:46.33 [12] (0:11.11)	0:35.22 [11] (0:11.42)	0:23.80 [10] (0:11.70)	0:12.10 [9] (0:12.10)							
Average Speed [km/h]	51.0	61.5	64.7	64.8	62.7	59.6							
Top Speed [km/h]	61.9	63.2	66.0	66.4	63.3	62.6							
Avg. Dist. to Rail [m]	3.0	2.2	4.0	4.4	7.0	6.2							
Avg. Stride Freq. [Hz]	2.3	2.3	2.4	2.3	2.3	2.3							
Avg. Stride Length [m]	7.0	7.4	7.6	7.7	7.6	7.2							





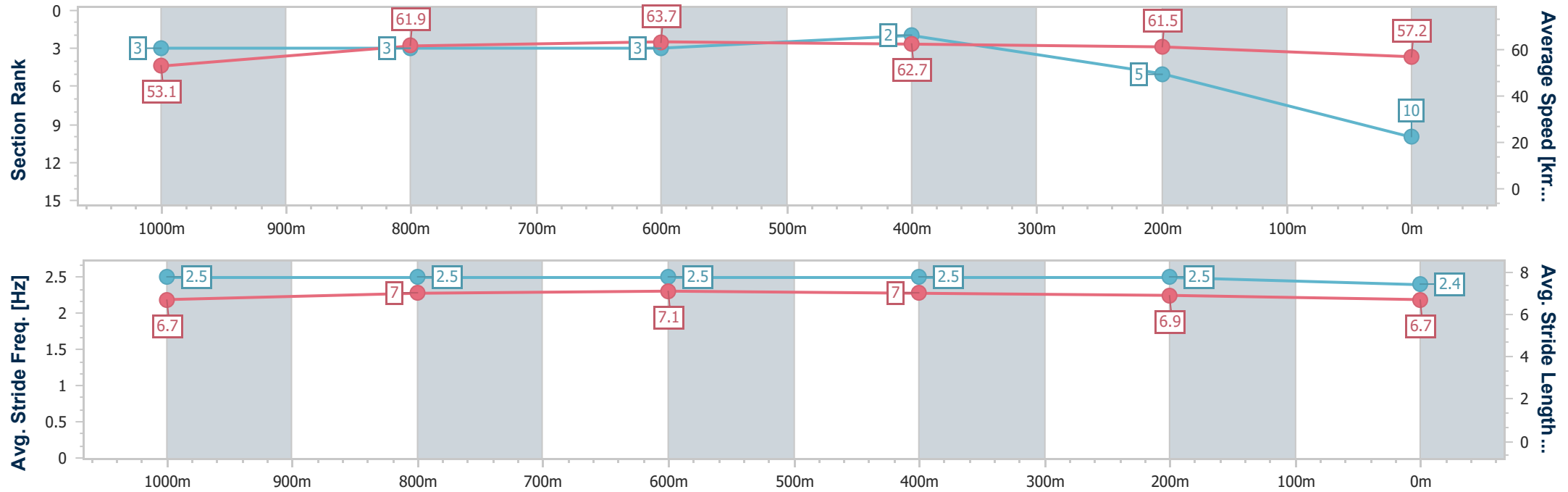
Horse/Jockey Name	Tavisteel
Final Rank	10
Fastest Section Time (Section)	0:11.32 (800m)
Top Speed [km/h] (Section)	65.1 (800m)
Race State	Finished



Ladbroke's Cannon Park QLD Professional
Race 10: ARCHERS THE STRATA PROFESSIONALS Class 6
Plate - 1250m
18 July 2024 - 16:52
Track Rating: Soft 5, Weather: Fine, Rail Position: True



Section	Overall	1000m	800m	600m	400m	200m								
Section Times	1:15.80 [10] (0:16.78)	0:59.02 [3] (0:11.48)	0:47.54 [3] (0:11.32)	0:36.22 [3] (0:11.68)	0:24.54 [2] (0:11.94)	0:12.60 [5] (0:12.60)								
Average Speed [km/h]	53.1	61.9	63.7	62.7	61.5	57.2								
Top Speed [km/h]	64.3	62.7	65.1	64.3	62.5	60.0								
Avg. Dist. to Rail [m]	3.0	2.3	1.2	2.7	7.4	4.2								
Avg. Stride Freq. [Hz]	2.5	2.5	2.5	2.5	2.5	2.4								
Avg. Stride Length [m]	6.7	7.0	7.1	7.0	6.9	6.7								





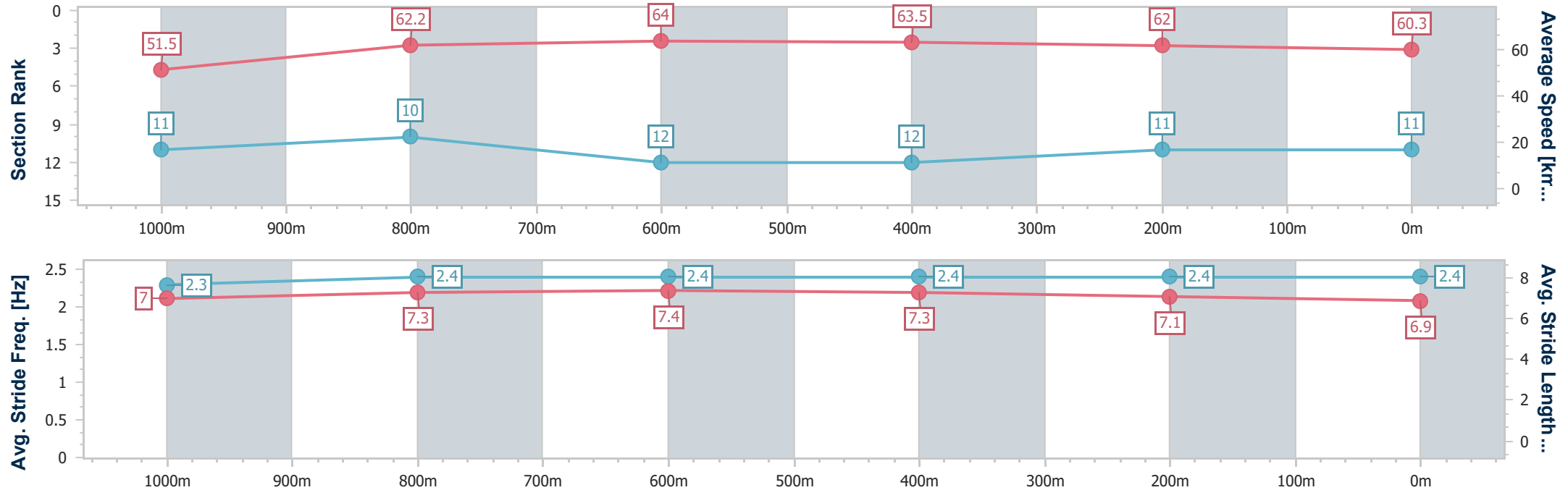
Horse/Jockey Name	Investor
Final Rank	11
Fastest Section Time (Section)	0:11.27 (800m)
Top Speed [km/h] (Section)	65.2 (800m)
Race State	Finished



Ladbroke's Cannon Park QLD Professional
Race 10: ARCHERS THE STRATA PROFESSIONALS Class 6
Plate - 1250m
18 July 2024 - 16:52
Track Rating: Soft 5, Weather: Fine, Rail Position: True



Section	Overall	1000m	800m	600m	400m	200m							
Section Times	1:16.00 [11] (0:17.59)	0:58.41 [11] (0:11.75)	0:46.66 [10] (0:11.27)	0:35.39 [12] (0:11.63)	0:23.76 [12] (0:11.84)	0:11.92 [11] (0:11.92)							
Average Speed [km/h]	51.5	62.2	64.0	63.5	62.0	60.3							
Top Speed [km/h]	62.8	64.0	65.2	65.0	63.3	62.4							
Avg. Dist. to Rail [m]	4.0	2.5	3.5	4.1	8.5	12.2							
Avg. Stride Freq. [Hz]	2.3	2.4	2.4	2.4	2.4	2.4							
Avg. Stride Length [m]	7.0	7.3	7.4	7.3	7.1	6.9							





Horse/Jockey Name	Realeza
Final Rank	12
Fastest Section Time (Section)	0:11.21 (800m)
Top Speed [km/h] (Section)	65.3 (600m)
Race State	Finished



Ladbrokes Cannon Park QLD Professional
Race 10: ARCHERS THE STRATA PROFESSIONALS Class 6
Plate - 1250m
18 July 2024 - 16:52
Track Rating: Soft 5, Weather: Fine, Rail Position: True



Section	Overall	1000m	800m	600m	400m	200m							
Section Times	1:18.30 [12] (0:17.45)	1:00.85 [9] (0:11.90)	0:48.95 [11] (0:11.21)	0:37.74 [10] (0:11.50)	0:26.24 [11] (0:12.18)	0:14.06 [12] (0:14.06)							
Average Speed [km/h]	51.0	59.4	64.3	63.7	59.5	51.1							
Top Speed [km/h]	63.0	63.4	65.1	65.3	61.2	56.7							
Avg. Dist. to Rail [m]	2.7	2.3	1.1	2.4	4.5	6.4							
Avg. Stride Freq. [Hz]	2.2	2.2	2.2	2.3	2.2	2.1							
Avg. Stride Length [m]	7.3	7.6	8.0	7.9	7.5	6.9							

