



Toowoomba QLD Professional  
Race 1: EMPIRE OF JAPAN QTIS Two-Year-Old Maiden Handicap -  
1200m  
20 July 2024 - 16:59



Track Rating: Good 4 , Weather: Fine, Rail Position: +2m 1400m-1600m; +1m Remainder

Section						Overall	1000m	800m	600m	400m	200m	Last 600m		
Field Times						1:14.24 (0:13.41)	1:00.83 (0:10.95)	0:49.88 (0:11.53)	0:38.35 (0:12.14)	0:26.21 (0:12.99)	0:13.22 (0:13.22)	0:38.35		
Rank	TAB	Horse/Jockey	Barrier	Top Speed [km/h]	Fastest Section						Margin	Distance Travelled [m]		
1	5	OUTTA CONTROL	10	66.8	0:11.18	1:14.24 [1]	1:00.05 [10]	0:48.87 [9]	0:37.31 [7]	0:25.29 [9]	0:12.85 [6]	1:14.24	0:37.31	
		Les Tilley		Overall	1000m	(0:14.19)	(0:11.18)	(0:11.56)	(0:12.02)	(0:12.44)	(0:12.85)			
2	1	JUST CLIFFY	15	66.5	0:11.22	1:14.29 [2]	1:00.25 [8]	0:49.03 [8]	0:37.25 [9]	0:25.40 [7]	0:12.95 [5]	0.2L	0:37.25	+7
		Luke Tarrant		1000m	1000m	(0:14.04)	(0:11.22)	(0:11.78)	(0:11.85)	(0:12.45)	(0:12.95)			
3	3	EXPLOSIVE TYCOON	2	68.8	0:10.93	1:14.56 [3]	1:00.93 [4]	0:50.00 [3]	0:38.52 [3]	0:26.39 [3]	0:13.39 [3]	1.7L	0:38.52	-1
		Anthony Allen		Overall	1000m	(0:13.63)	(0:10.93)	(0:11.48)	(0:12.13)	(0:13.00)	(0:13.39)			
4	6	STANDLEE	8	65.6	0:11.33	1:14.82 [4]	1:00.43 [11]	0:49.10 [11]	0:37.44 [11]	0:25.54 [10]	0:13.29 [9]	3.2L	0:37.44	-3
		Jake Molloy		Overall	1000m	(0:14.39)	(0:11.33)	(0:11.66)	(0:11.90)	(0:12.25)	(0:13.29)			
5	7	THE DARK SIDE	11	66.6	0:11.29	1:14.90 [5]	1:01.06 [5]	0:49.77 [5]	0:38.16 [6]	0:26.17 [5]	0:13.68 [4]	3.6L	0:38.16	-1
		Olivia Webb		1000m	1000m	(0:13.84)	(0:11.29)	(0:11.61)	(0:11.99)	(0:12.49)	(0:13.68)			
6	10	SIDLED	13	70.0	0:10.81	1:14.91 [6]	1:01.36 [2]	0:50.55 [1]	0:39.02 [1]	0:26.88 [1]	0:13.84 [2]	3.7L	0:39.02	-1
		Madeleine Wishart		Overall	1000m	(0:13.55)	(0:10.81)	(0:11.53)	(0:12.14)	(0:13.04)	(0:13.84)			
7	2	AUGURY	14	66.6	0:11.21	1:15.11 [7]	1:01.19 [6]	0:49.98 [5]	0:38.15 [8]	0:26.20 [8]	0:13.57 [10]	4.7L	0:38.15	-1
		Landan Sykes		1000m	1000m	(0:13.92)	(0:11.21)	(0:11.83)	(0:11.95)	(0:12.63)	(0:13.57)			
8	13	WANTCHOO	12	70.9	0:11.03	1:15.25 [8]	1:01.84 [1]	0:50.81 [2]	0:39.26 [2]	0:27.20 [2]	0:14.23 [1]	5.5L	0:39.26	-4
		Nozi Tomizawa		Overall	1000m	(0:13.41)	(0:11.03)	(0:11.55)	(0:12.06)	(0:12.97)	(0:14.23)			
9	9	MOET AT MIDNIGHT	7	66.1	0:11.31	1:15.26 [9]	1:01.32 [7]	0:50.01 [7]	0:38.55 [5]	0:26.51 [6]	0:13.78 [8]	5.6L	0:38.55	-5
		Dylan Bennett		1000m	1000m	(0:13.94)	(0:11.31)	(0:11.46)	(0:12.04)	(0:12.73)	(0:13.78)			
10	11	OCEAN PROUD	1	68.7	0:11.07	1:15.97 [10]	1:02.35 [3]	0:51.28 [4]	0:39.74 [4]	0:27.56 [4]	0:14.51 [7]	9.6L	0:39.74	-1
		Justin Stanley		1000m	1000m	(0:13.62)	(0:11.07)	(0:11.54)	(0:12.18)	(0:13.05)	(0:14.51)			

Scratched: Little Iffy (#14), What Artists Do (#8), Blind Desire (#12), Funhouse (#4)

Report Created: Sat 20 July 2024 17:17 GMT+10 (Note: Timing is based on position data)

Page 1/13

[ ] Ranking at each section and finish  
-:-:- No data available at this section  
NA No data available

SCN Saddle cloth number  
DNF Did not finish  
DNT Did not track

data processed by  TRIPLESDATA



Toowoomba QLD Professional  
Race 1: EMPIRE OF JAPAN QTIS Two-Year-Old Maiden Handicap -  
1200m  
20 July 2024 - 16:59



Track Rating: Good 4 , Weather: Fine, Rail Position: +2m 1400m-1600m; +1m Remainder

Section						Overall	1000m	800m	600m	400m	200m	Last 600m		
Field Times						1:14.24 (0:13.41)	1:00.83 (0:10.95)	0:49.88 (0:11.53)	0:38.35 (0:12.14)	0:26.21 (0:12.99)	0:13.22 (0:13.22)	0:38.35		
Rank	TAB	Horse/Jockey	Barrier	Top Speed [km/h]	Fastest Section							Margin	Distance Travelled [m]	
11	15	ZOU ZOUTUKATUKIA	6	66.1	0:11.52	1:15.99 [11]	1:01.92 [9]	0:50.40 [10]	0:38.65 [10]	0:26.21 [11]	0:13.49 [11]	9.7L	0:38.65	-3
		Stacey Callow		Overall	1000m	(0:14.07)	(0:11.52)	(0:11.75)	(0:12.44)	(0:12.72)	(0:13.49)			

Scratched: Little Iffy (#14), What Artists Do (#8), Blind Desire (#12), Funhouse (#4)



Horse/Jockey Name	Outta Control
Final Rank	1
Fastest Section Time (Section)	0:11.18 (1000m)
Top Speed [km/h] (Section)	66.8 (Overall)
Race State	Finished

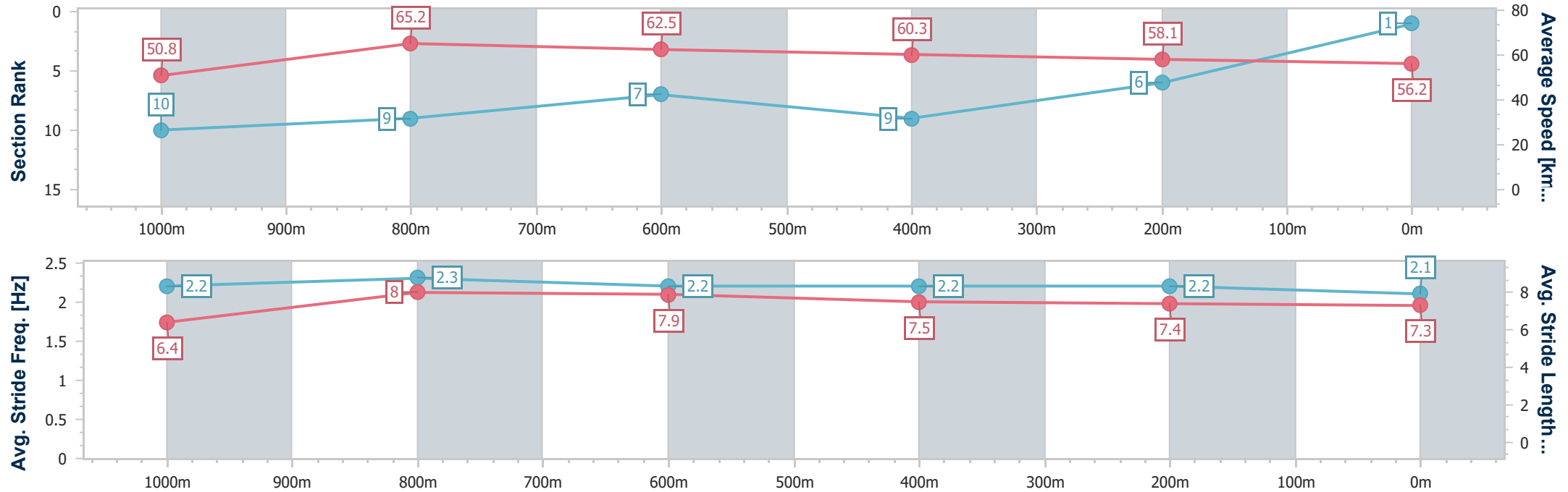


Toowoomba QLD Professional  
Race 1: EMPIRE OF JAPAN QTIS Two-Year-Old Maiden  
Handicap - 1200m



20 July 2024 - 16:59  
Track Rating: Good 4 , Weather: Fine, Rail Position: +2m 1400m-  
1600m; +1m Remainder

Section	Overall	1000m	800m	600m	400m	200m								
Section Times	1:14.24 [1] (0:14.19)	1:00.05 [10] (0:11.18)	0:48.87 [9] (0:11.56)	0:37.31 [7] (0:12.02)	0:25.29 [9] (0:12.44)	0:12.85 [6] (0:12.85)								
Average Speed [km/h]	50.8	65.2	62.5	60.3	58.1	56.2								
Top Speed [km/h]	66.8	66.7	63.9	62.5	59.4	56.7								
Avg. Dist. to Rail [m]	6.2	2.9	1.2	0.7	2.3	2.8								
Avg. Stride Freq. [Hz]	2.2	2.3	2.2	2.2	2.2	2.1								
Avg. Stride Length [m]	6.4	8.0	7.9	7.5	7.4	7.3								





Horse/Jockey Name	Just Cliffy
Final Rank	2
Fastest Section Time (Section)	0:11.22 (1000m)
Top Speed [km/h] (Section)	66.5 (1000m)
Race State	Finished

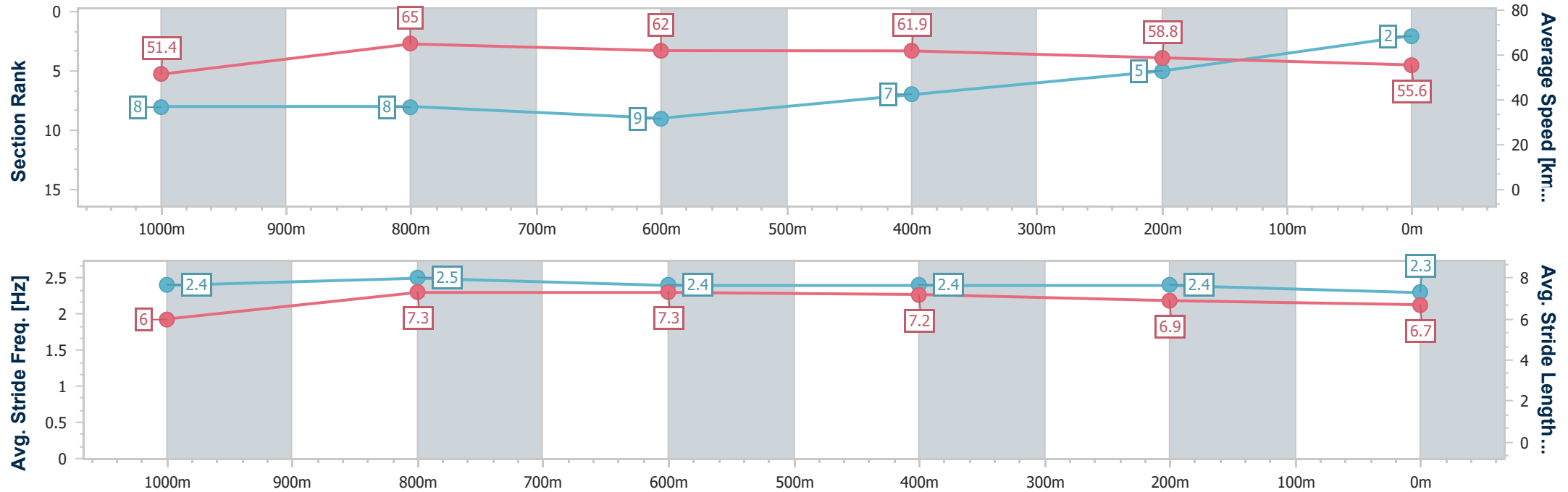


Toowoomba QLD Professional  
Race 1: EMPIRE OF JAPAN QTIS Two-Year-Old Maiden  
Handicap - 1200m



20 July 2024 - 16:59  
Track Rating: Good 4 , Weather: Fine, Rail Position: +2m 1400m-  
1600m; +1m Remainder

Section	Overall	1000m	800m	600m	400m	200m								
Section Times	1:14.29 [2] (0:14.04)	1:00.25 [8] (0:11.22)	0:49.03 [8] (0:11.78)	0:37.25 [9] (0:11.85)	0:25.40 [7] (0:12.45)	0:12.95 [5] (0:12.95)								
Average Speed [km/h]	51.4	65.0	62.0	61.9	58.8	55.6								
Top Speed [km/h]	66.5	66.5	63.5	62.8	61.0	57.7								
Avg. Dist. to Rail [m]	10.6	3.6	4.2	3.4	4.7	6.1								
Avg. Stride Freq. [Hz]	2.4	2.5	2.4	2.4	2.4	2.3								
Avg. Stride Length [m]	6.0	7.3	7.3	7.2	6.9	6.7								



[ ] Ranking at each section and finish  
-.-.- No data available at this section  
NA No data available





Horse/Jockey Name	Explosive Tycoon
Final Rank	3
Fastest Section Time (Section)	0:10.93 (1000m)
Top Speed [km/h] (Section)	68.8 (Overall)
Race State	Finished

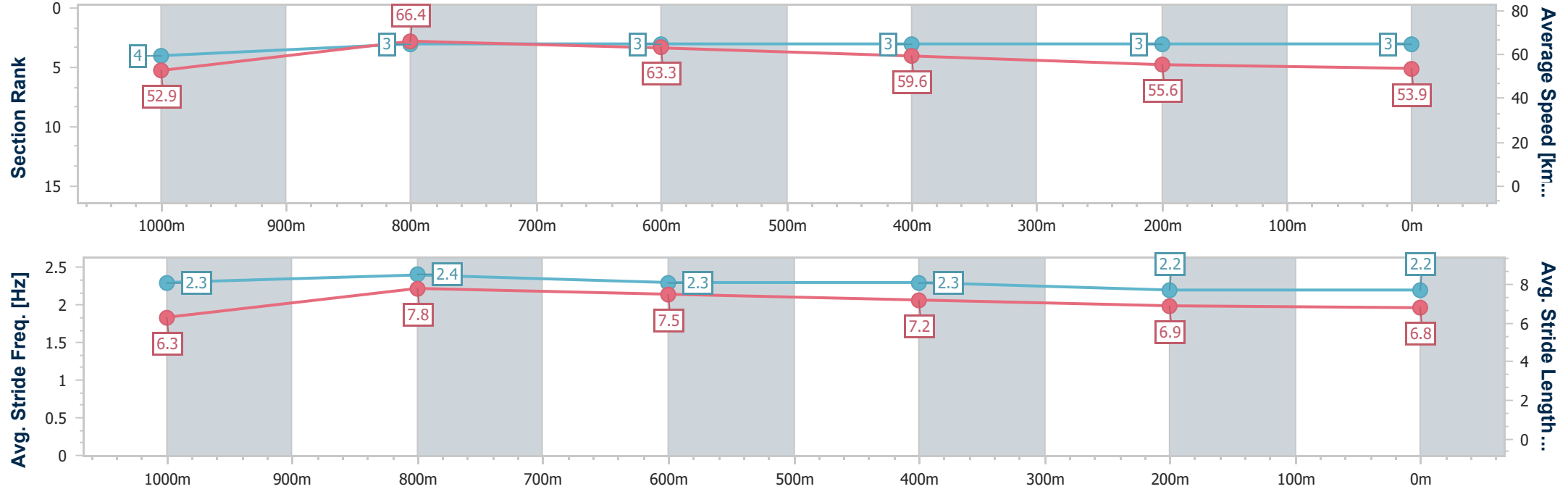


Toowoomba QLD Professional  
Race 1: EMPIRE OF JAPAN QTIS Two-Year-Old Maiden  
Handicap - 1200m



20 July 2024 - 16:59  
Track Rating: Good 4 , Weather: Fine, Rail Position: +2m 1400m-  
1600m; +1m Remainder

Section	Overall	1000m	800m	600m	400m	200m							
Section Times	1:14.56 [3] (0:13.63)	1:00.93 [4] (0:10.93)	0:50.00 [3] (0:11.48)	0:38.52 [3] (0:12.13)	0:26.39 [3] (0:13.00)	0:13.39 [3] (0:13.39)							
Average Speed [km/h]	52.9	66.4	63.3	59.6	55.6	53.9							
Top Speed [km/h]	68.8	68.5	64.8	61.8	59.2	54.4							
Avg. Dist. to Rail [m]	2.3	2.2	2.5	1.5	1.7	1.7							
Avg. Stride Freq. [Hz]	2.3	2.4	2.3	2.3	2.2	2.2							
Avg. Stride Length [m]	6.3	7.8	7.5	7.2	6.9	6.8							



[ ] Ranking at each section and finish  
-.-.- No data available at this section  
NA No data available



Horse/Jockey Name	Standlee
Final Rank	4
Fastest Section Time (Section)	0:11.33 (1000m)
Top Speed [km/h] (Section)	65.6 (Overall)
Race State	Finished

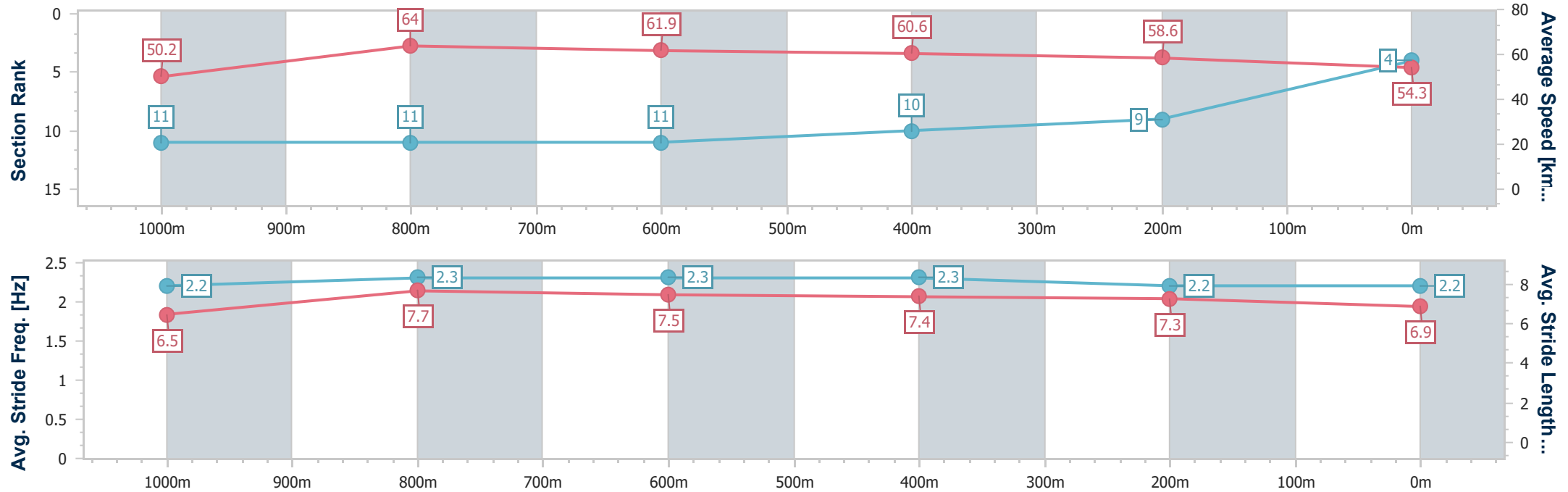


Toowoomba QLD Professional  
Race 1: EMPIRE OF JAPAN QTIS Two-Year-Old Maiden  
Handicap - 1200m



20 July 2024 - 16:59  
Track Rating: Good 4 , Weather: Fine, Rail Position: +2m 1400m-  
1600m; +1m Remainder

Section	Overall	1000m	800m	600m	400m	200m							
Section Times	1:14.82 [4] (0:14.39)	1:00.43 [11] (0:11.33)	0:49.10 [11] (0:11.66)	0:37.44 [11] (0:11.90)	0:25.54 [10] (0:12.25)	0:13.29 [9] (0:13.29)							
Average Speed [km/h]	50.2	64.0	61.9	60.6	58.6	54.3							
Top Speed [km/h]	65.6	65.3	63.8	62.0	60.4	56.9							
Avg. Dist. to Rail [m]	3.3	1.7	1.5	0.7	0.7	1.9							
Avg. Stride Freq. [Hz]	2.2	2.3	2.3	2.3	2.2	2.2							
Avg. Stride Length [m]	6.5	7.7	7.5	7.4	7.3	6.9							





Horse/Jockey Name	The Dark Side
Final Rank	5
Fastest Section Time (Section)	0:11.29 (1000m)
Top Speed [km/h] (Section)	66.6 (1000m)
Race State	Finished

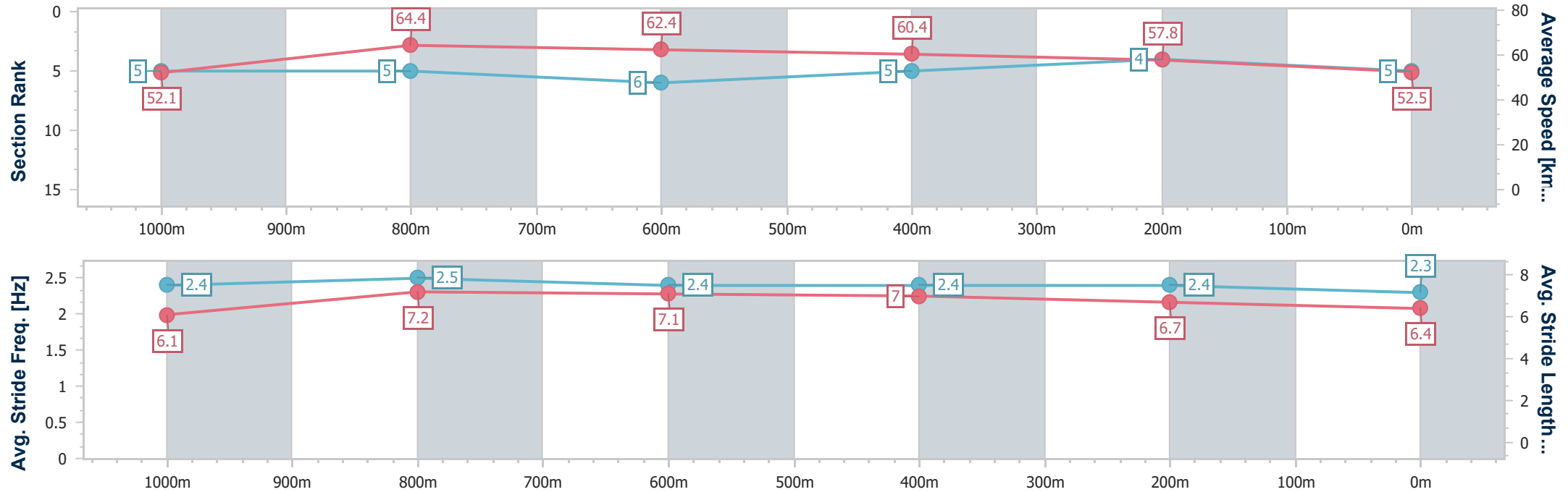


Toowoomba QLD Professional  
Race 1: EMPIRE OF JAPAN QTIS Two-Year-Old Maiden  
Handicap - 1200m



20 July 2024 - 16:59  
Track Rating: Good 4 , Weather: Fine, Rail Position: +2m 1400m-  
1600m; +1m Remainder

Section	Overall	1000m	800m	600m	400m	200m								
Section Times	1:14.90 [5] (0:13.84)	1:01.06 [5] (0:11.29)	0:49.77 [5] (0:11.61)	0:38.16 [6] (0:11.99)	0:26.17 [5] (0:12.49)	0:13.68 [4] (0:13.68)								
Average Speed [km/h]	52.1	64.4	62.4	60.4	57.8	52.5								
Top Speed [km/h]	66.1	66.6	63.4	62.6	60.4	55.4								
Avg. Dist. to Rail [m]	6.2	2.7	1.6	0.9	0.8	0.9								
Avg. Stride Freq. [Hz]	2.4	2.5	2.4	2.4	2.4	2.3								
Avg. Stride Length [m]	6.1	7.2	7.1	7.0	6.7	6.4								



[ ] Ranking at each section and finish  
- - - - No data available at this section  
NA No data available



Horse/Jockey Name	Sidled
Final Rank	6
Fastest Section Time (Section)	0:10.81 (1000m)
Top Speed [km/h] (Section)	70.0 (Overall)
Race State	Finished

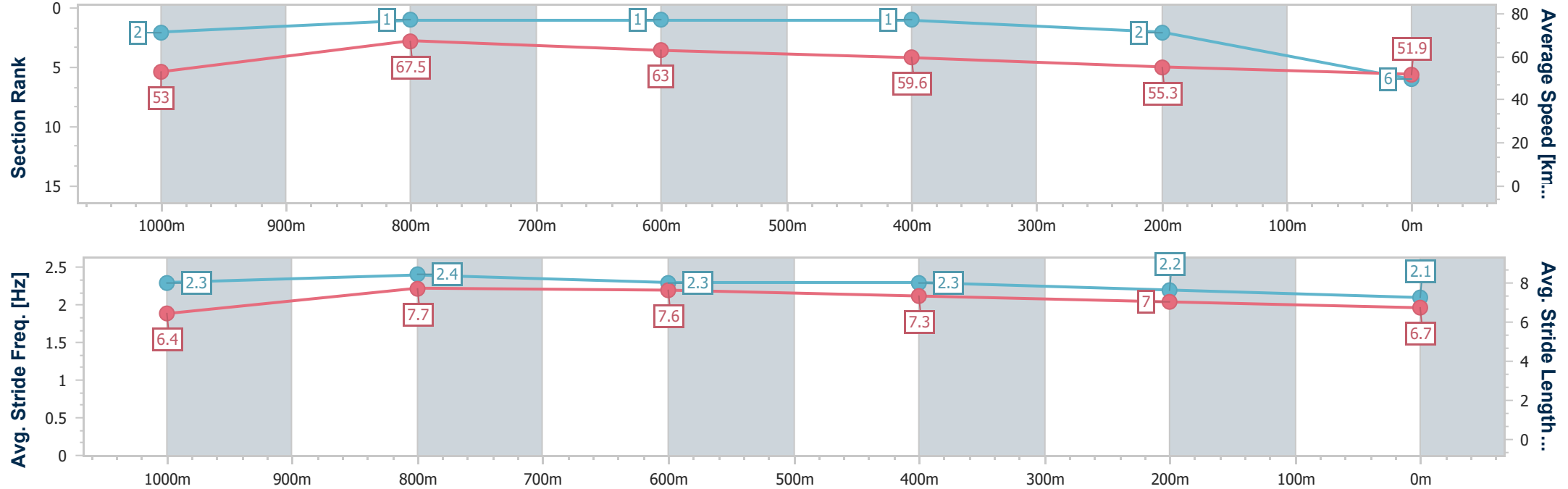


Toowoomba QLD Professional  
Race 1: EMPIRE OF JAPAN QTIS Two-Year-Old Maiden  
Handicap - 1200m



20 July 2024 - 16:59  
Track Rating: Good 4 , Weather: Fine, Rail Position: +2m 1400m-  
1600m; +1m Remainder

Section	Overall	1000m	800m	600m	400m	200m							
Section Times	1:14.91 [6] (0:13.55)	1:01.36 [2] (0:10.81)	0:50.55 [1] (0:11.53)	0:39.02 [1] (0:12.14)	0:26.88 [1] (0:13.04)	0:13.84 [2] (0:13.84)							
Average Speed [km/h]	53.0	67.5	63.0	59.6	55.3	51.9							
Top Speed [km/h]	70.0	69.8	64.7	61.8	57.7	53.3							
Avg. Dist. to Rail [m]	8.6	4.1	1.7	0.8	1.6	1.1							
Avg. Stride Freq. [Hz]	2.3	2.4	2.3	2.3	2.2	2.1							
Avg. Stride Length [m]	6.4	7.7	7.6	7.3	7.0	6.7							





Horse/Jockey Name	Augury
Final Rank	7
Fastest Section Time (Section)	0:11.21 (1000m)
Top Speed [km/h] (Section)	66.6 (1000m)
Race State	Finished

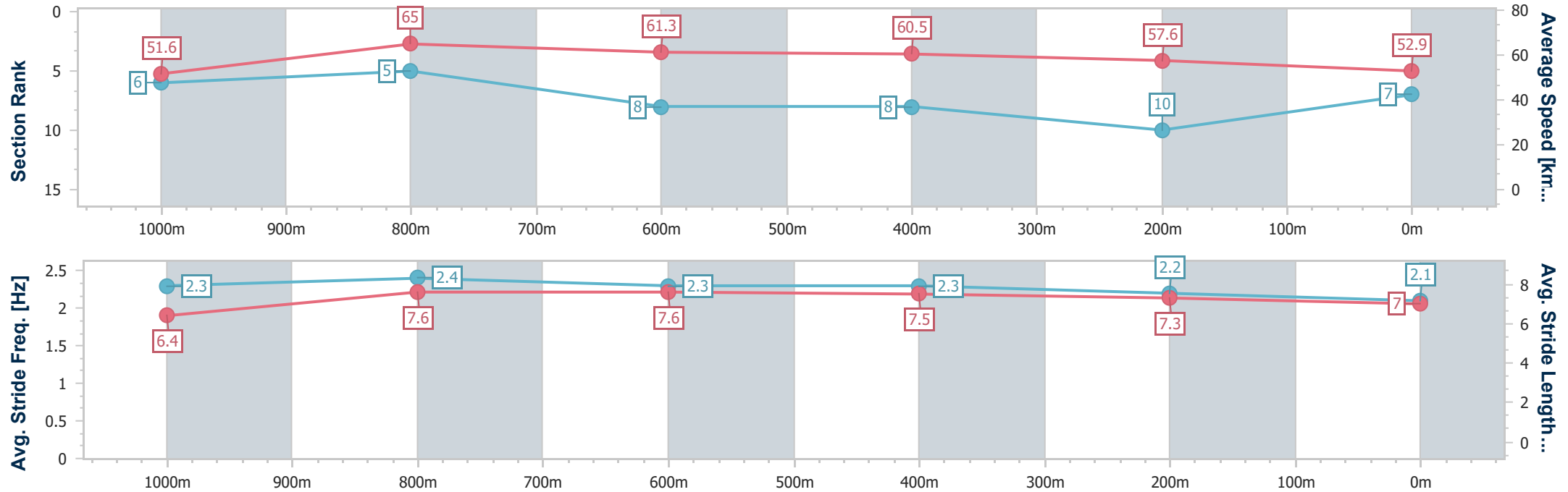


Toowoomba QLD Professional  
Race 1: EMPIRE OF JAPAN QTIS Two-Year-Old Maiden  
Handicap - 1200m



20 July 2024 - 16:59  
Track Rating: Good 4 , Weather: Fine, Rail Position: +2m 1400m-  
1600m; +1m Remainder

Section	Overall	1000m	800m	600m	400m	200m							
Section Times	1:15.11 [7] (0:13.92)	1:01.19 [6] (0:11.21)	0:49.98 [5] (0:11.83)	0:38.15 [8] (0:11.95)	0:26.20 [8] (0:12.63)	0:13.57 [10] (0:13.57)							
Average Speed [km/h]	51.6	65.0	61.3	60.5	57.6	52.9							
Top Speed [km/h]	66.5	66.6	64.0	61.7	59.1	54.5							
Avg. Dist. to Rail [m]	8.7	3.4	1.8	1.0	3.1	5.0							
Avg. Stride Freq. [Hz]	2.3	2.4	2.3	2.3	2.2	2.1							
Avg. Stride Length [m]	6.4	7.6	7.6	7.5	7.3	7.0							



[ ] Ranking at each section and finish  
- - - - No data available at this section  
NA No data available



Horse/Jockey Name	Wantchoo
Final Rank	8
Fastest Section Time (Section)	0:11.03 (1000m)
Top Speed [km/h] (Section)	70.9 (Overall)
Race State	Finished

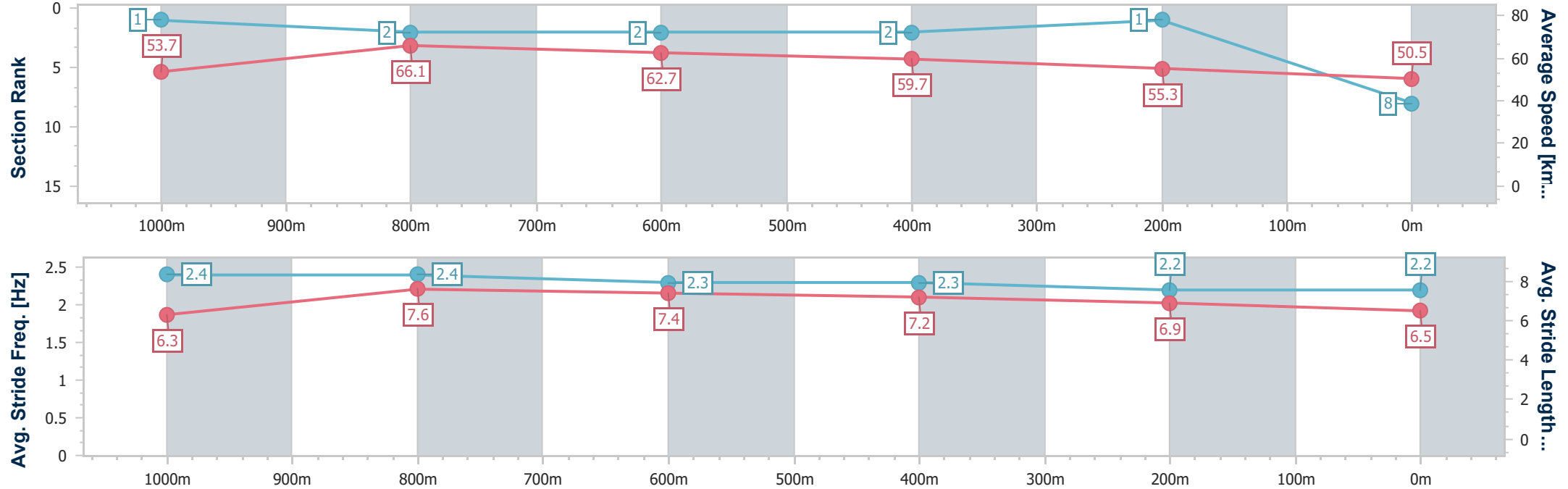


Toowoomba QLD Professional  
Race 1: EMPIRE OF JAPAN QTIS Two-Year-Old Maiden  
Handicap - 1200m



20 July 2024 - 16:59  
Track Rating: Good 4 , Weather: Fine, Rail Position: +2m 1400m-  
1600m; +1m Remainder

Section	Overall	1000m	800m	600m	400m	200m							
Section Times	1:15.25 [8] (0:13.41)	1:01.84 [1] (0:11.03)	0:50.81 [2] (0:11.55)	0:39.26 [2] (0:12.06)	0:27.20 [2] (0:12.97)	0:14.23 [1] (0:14.23)							
Average Speed [km/h]	53.7	66.1	62.7	59.7	55.3	50.5							
Top Speed [km/h]	70.9	69.3	64.8	62.1	57.4	52.4							
Avg. Dist. to Rail [m]	8.0	3.4	1.7	0.5	0.8	1.8							
Avg. Stride Freq. [Hz]	2.4	2.4	2.3	2.3	2.2	2.2							
Avg. Stride Length [m]	6.3	7.6	7.4	7.2	6.9	6.5							





Horse/Jockey Name	Moet At Midnight
Final Rank	9
Fastest Section Time (Section)	0:11.31 (1000m)
Top Speed [km/h] (Section)	66.1 (1000m)
Race State	Finished

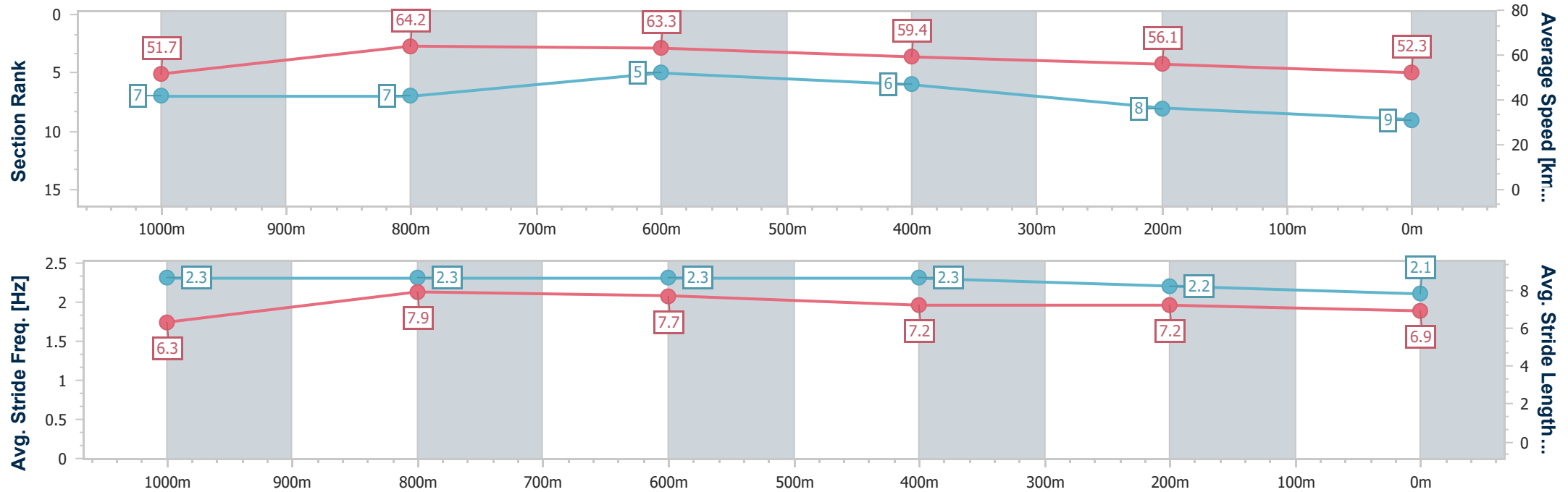


Toowoomba QLD Professional  
Race 1: EMPIRE OF JAPAN QTIS Two-Year-Old Maiden  
Handicap - 1200m



20 July 2024 - 16:59  
Track Rating: Good 4 , Weather: Fine, Rail Position: +2m 1400m-  
1600m; +1m Remainder

Section	Overall	1000m	800m	600m	400m	200m							
Section Times	1:15.26 [9] (0:13.94)	1:01.32 [7] (0:11.31)	0:50.01 [7] (0:11.46)	0:38.55 [5] (0:12.04)	0:26.51 [6] (0:12.73)	0:13.78 [8] (0:13.78)							
Average Speed [km/h]	51.7	64.2	63.3	59.4	56.1	52.3							
Top Speed [km/h]	65.8	66.1	64.5	62.2	57.7	54.9							
Avg. Dist. to Rail [m]	5.3	3.0	1.1	1.1	0.9	0.7							
Avg. Stride Freq. [Hz]	2.3	2.3	2.3	2.3	2.2	2.1							
Avg. Stride Length [m]	6.3	7.9	7.7	7.2	7.2	6.9							





Horse/Jockey Name	Ocean Proud
Final Rank	10
Fastest Section Time (Section)	0:11.07 (1000m)
Top Speed [km/h] (Section)	68.7 (1000m)
Race State	Finished

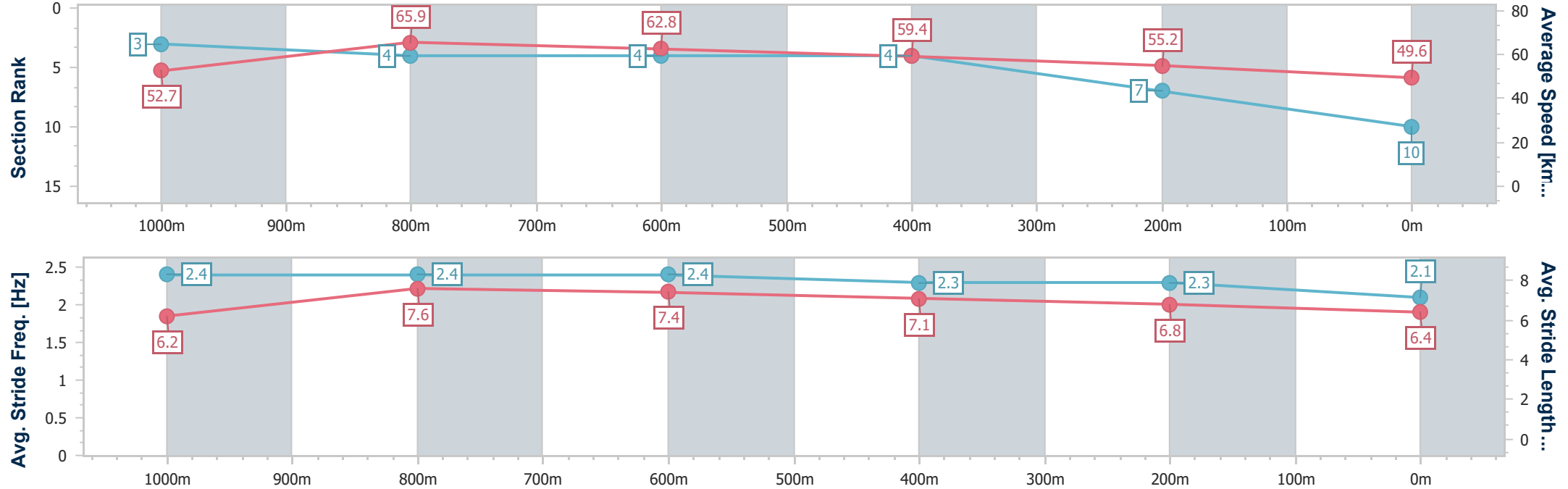


Toowoomba QLD Professional  
Race 1: EMPIRE OF JAPAN QTIS Two-Year-Old Maiden  
Handicap - 1200m



20 July 2024 - 16:59  
Track Rating: Good 4 , Weather: Fine, Rail Position: +2m 1400m-  
1600m; +1m Remainder

Section	Overall	1000m	800m	600m	400m	200m							
Section Times	1:15.97 [10] (0:13.62)	1:02.35 [3] (0:11.07)	0:51.28 [4] (0:11.54)	0:39.74 [4] (0:12.18)	0:27.56 [4] (0:13.05)	0:14.51 [7] (0:14.51)							
Average Speed [km/h]	52.7	65.9	62.8	59.4	55.2	49.6							
Top Speed [km/h]	68.6	68.7	65.2	61.7	57.4	52.5							
Avg. Dist. to Rail [m]	2.7	2.1	2.5	1.5	0.6	1.1							
Avg. Stride Freq. [Hz]	2.4	2.4	2.4	2.3	2.3	2.1							
Avg. Stride Length [m]	6.2	7.6	7.4	7.1	6.8	6.4							



[ ] Ranking at each section and finish  
-.-.- No data available at this section  
NA No data available





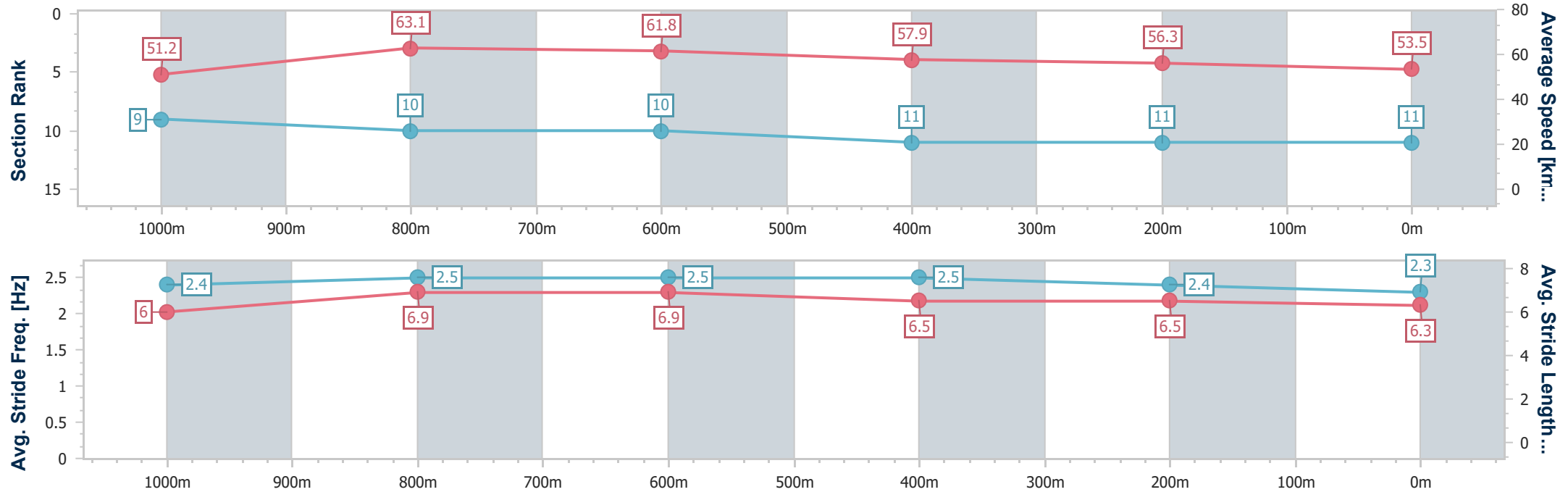
Horse/Jockey Name	Zou Zoutukatukia
Final Rank	11
Fastest Section Time (Section)	0:11.52 (1000m)
Top Speed [km/h] (Section)	66.1 (Overall)
Race State	Finished



Toowoomba QLD Professional  
Race 1: EMPIRE OF JAPAN QTIS Two-Year-Old Maiden  
Handicap - 1200m  
20 July 2024 - 16:59  
Track Rating: Good 4 , Weather: Fine, Rail Position: +2m 1400m-  
1600m; +1m Remainder



Section	Overall	1000m	800m	600m	400m	200m							
Section Times	1:15.99 [11] (0:14.07)	1:01.92 [9] (0:11.52)	0:50.40 [10] (0:11.75)	0:38.65 [10] (0:12.44)	0:26.21 [11] (0:12.72)	0:13.49 [11] (0:13.49)							
Average Speed [km/h]	51.2	63.1	61.8	57.9	56.3	53.5							
Top Speed [km/h]	66.1	64.3	63.1	60.9	57.3	56.7							
Avg. Dist. to Rail [m]	3.3	3.0	1.7	0.4	1.0	0.9							
Avg. Stride Freq. [Hz]	2.4	2.5	2.5	2.5	2.4	2.3							
Avg. Stride Length [m]	6.0	6.9	6.9	6.5	6.5	6.3							





# Toowoomba QLD Professional

## Race 2: CARPET ONE Class 1 Handicap - 1300m

20 July 2024 - 17:35



Track Rating: Good 4, Weather: Fine, Rail Position: +2m 1400m-1600m; +1m Remainder

Section						Overall	1200m	1000m	800m	600m	400m	Last 600m	
Field Times						1:19.19 (0:08.25)	1:10.94 (0:10.85)	1:00.09 (0:11.45)	0:48.64 (0:11.76)	0:36.88 (0:12.01)	0:24.87 (0:12.12)	0:36.88	
Rank	TAB	Horse/Jockey	Barrier	Top Speed [km/h]	Fastest Section								Distance Travelled [m]
1	7	TALANA	19	68.3	0:08.25	1:19.19 [1]	1:10.94 [1]	1:00.09 [1]	0:48.64 [1]	0:36.88 [1]	0:24.87 [1]	0:36.88	
		Dylan Bennett		1200m	Overall	(0:08.25)	(0:10.85)	(0:11.45)	(0:11.76)	(0:12.01)	(0:12.12)		
2	4	ONE REASON	14	68.9	0:08.48	1:19.79 [2]	1:11.31 [6]	1:00.50 [5]	0:48.86 [4]	0:37.09 [4]	0:25.10 [2]	0:37.09	+4
		Olivia Webb		1200m	Overall	(0:08.48)	(0:10.81)	(0:11.64)	(0:11.77)	(0:11.99)	(0:12.35)		
3	16	BOVIDAE	5	68.2	0:08.33	1:20.00 [3]	1:11.67 [3]	1:00.78 [3]	0:49.05 [5]	0:37.20 [5]	0:25.04 [5]	0:37.20	+0
		Georgina Cartwright		1200m	Overall	(0:08.33)	(0:10.89)	(0:11.73)	(0:11.85)	(0:12.16)	(0:12.44)		
4	11	SOCIAL STAR	15	68.9	0:08.59	1:20.09 [4]	1:11.50 [8]	1:00.73 [6]	0:49.04 [6]	0:37.14 [7]	0:24.95 [7]	0:37.14	+7
		Les Tilley		1200m	Overall	(0:08.59)	(0:10.77)	(0:11.69)	(0:11.90)	(0:12.19)	(0:12.27)		
5	12	COLD ONE	18	66.9	0:08.47	1:20.16 [5]	1:11.69 [5]	1:00.62 [8]	0:48.70 [9]	0:36.94 [9]	0:24.88 [9]	0:36.94	+9
		Madeleine Wishart		1200m	Overall	(0:08.47)	(0:11.07)	(0:11.92)	(0:11.76)	(0:12.06)	(0:12.21)		
6	8	FRIEND IN NEED	10	69.5	0:08.48	1:20.26 [6]	1:11.78 [7]	1:00.98 [4]	0:49.44 [3]	0:37.68 [2]	0:25.56 [3]	0:37.68	-1
		Amy Graham		1200m	Overall	(0:08.48)	(0:10.80)	(0:11.54)	(0:11.76)	(0:12.12)	(0:12.47)		
7	6	SHOTGUN SIXTYFOUR	17	67.6	0:08.64	1:20.35 [7]	1:11.71 [9]	1:00.77 [9]	0:48.97 [8]	0:37.25 [8]	0:25.23 [6]	0:37.25	+4
		Landan Sykes		1200m	Overall	(0:08.64)	(0:10.94)	(0:11.80)	(0:11.72)	(0:12.02)	(0:12.48)		
8	9	RUBAAHY	13	69.1	0:08.94	1:20.53 [8]	1:11.59 [11]	1:00.82 [10]	0:48.98 [10]	0:37.23 [10]	0:25.06 [11]	0:37.23	+3
		Stacey Callow		1200m	Overall	(0:08.94)	(0:10.77)	(0:11.84)	(0:11.75)	(0:12.17)	(0:12.25)		
9	1	LA PITTRICE	4	68.2	0:08.30	1:20.60 [9]	1:12.30 [2]	1:01.39 [2]	0:49.80 [2]	0:37.94 [3]	0:25.85 [4]	0:37.94	-3
		Luke Tarrant		1200m	Overall	(0:08.30)	(0:10.91)	(0:11.59)	(0:11.86)	(0:12.09)	(0:12.46)		
10	15	MORTAR	1	67.5	0:08.41	1:21.13 [10]	1:12.72 [4]	1:01.72 [7]	0:50.04 [7]	0:38.20 [6]	0:25.97 [8]	0:38.20	-4
		Justin Stanley		1200m	Overall	(0:08.41)	(0:11.00)	(0:11.68)	(0:11.84)	(0:12.23)	(0:12.58)		

Scratched: Mighty Judd (#13), Sheer Reward (#18), Nerano (#3), Lightning Rage (#2), Is Sweet (#19), Matte Black (#14), Whyteepee (#17), Crimson Warning (#10)

Report Created: Sat 20 July 2024 18:02 GMT+10 (Note: Timing is based on position data)

Page 1/15

[ ] Ranking at each section and finish  
-:-:- No data available at this section  
NA No data available

SCN Saddle cloth number  
DNF Did not finish  
DNT Did not track

data processed by TRIPLESDATA



Toowoomba QLD Professional  
Race 2: CARPET ONE Class 1 Handicap - 1300m  
20 July 2024 - 17:35



Track Rating: Good 4, Weather: Fine, Rail Position: +2m 1400m-1600m; +1m Remainder

Section					Overall	1200m	1000m	800m	600m	400m	Last 600m		
Field Times					1:19.19 (0:08.25)	1:10.94 (0:10.85)	1:00.09 (0:11.45)	0:48.64 (0:11.76)	0:36.88 (0:12.01)	0:24.87 (0:12.12)	0:36.88		
Rank	TAB	Horse/Jockey	Barrier	Top Speed [km/h]	Fastest Section							Distance Travelled [m]	
11	5	ZOUTHUR	11	68.5	0:08.72	1:21.18 [11]	1:12.46 [10]	1:01.46 [11]	0:49.61 [11]	0:37.87 [11]	0:25.83 [10]	0:37.87	-3
		Nozi Tomizawa		1200m	Overall	(0:08.72)	(0:11.00)	(0:11.85)	(0:11.74)	(0:12.04)	(0:12.50)		

Scratched: Mighty Judd (#13), Sheer Reward (#18), Nerano (#3), Lightning Rage (#2), Is Sweet (#19), Matte Black (#14), Whyteepee (#17), Crimson Warning (#10)



Toowoomba QLD Professional  
Race 2: CARPET ONE Class 1 Handicap - 1300m  
20 July 2024 - 17:35



Track Rating: Good 4, Weather: Fine, Rail Position: +2m 1400m-1600m; +1m Remainder

Section Field Times				200m 0:12.75 (0:12.75)				Last 600m 0:36.88	
Rank	TAB	Horse/Jockey	Barrier	Top Speed [km/h]	Fastest Section	Margin		Distance Travelled [m]	
1	7	TALANA	19	68.3	0:08.25	0:12.75 [1]	1:19.19	0:36.88	
		Dylan Bennett		1200m	Overall	(0:12.75)			
2	4	ONE REASON	14	68.9	0:08.48	0:12.75 [2]	3.5L	0:37.09	+4
		Olivia Webb		1200m	Overall	(0:12.75)			
3	16	BOVIDAE	5	68.2	0:08.33	0:12.60 [5]	4.5L	0:37.20	+0
		Georgina Cartwright		1200m	Overall	(0:12.60)			
4	11	SOCIAL STAR	15	68.9	0:08.59	0:12.68 [6]	5L	0:37.14	+7
		Les Tilley		1200m	Overall	(0:12.68)			
5	12	COLD ONE	18	66.9	0:08.47	0:12.67 [7]	5.3L	0:36.94	+9
		Madeleine Wishart		1200m	Overall	(0:12.67)			
6	8	FRIEND IN NEED	10	69.5	0:08.48	0:13.09 [3]	5.8L	0:37.68	-1
		Amy Graham		1200m	Overall	(0:13.09)			
7	6	SHOTGUN SIXTYFOUR	17	67.6	0:08.64	0:12.75 [8]	6.3L	0:37.25	+4
		Landan Sykes		1200m	Overall	(0:12.75)			
8	9	RUBAAHY	13	69.1	0:08.94	0:12.81 [9]	7.3L	0:37.23	+3
		Stacey Callow		1200m	Overall	(0:12.81)			
9	1	LA PITTRICE	4	68.2	0:08.30	0:13.39 [4]	7.6L	0:37.94	-3
		Luke Tarrant		1200m	Overall	(0:13.39)			
10	15	MORTAR	1	67.5	0:08.41	0:13.39 [10]	10.6L	0:38.20	-4
		Justin Stanley		1200m	Overall	(0:13.39)			

Scratched: Mighty Judd (#13), Sheer Reward (#18), Nerano (#3), Lightning Rage (#2), Is Sweet (#19), Matte Black (#14), Whyteepee (#17), Crimson Warning (#10)

Report Created: Sat 20 July 2024 18:02 GMT+10 (Note: Timing is based on position data)

Page 3/15

[ ] Ranking at each section and finish  
-:-:- No data available at this section  
NA No data available

SCN Saddle cloth number  
DNF Did not finish  
DNT Did not track

data processed by  TRIPLESDATA



Toowoomba QLD Professional  
Race 2: CARPET ONE Class 1 Handicap - 1300m  
20 July 2024 - 17:35



Track Rating: Good 4, Weather: Fine, Rail Position: +2m 1400m-1600m; +1m Remainder

Section						200m	Last 600m		
Field Times						0:12.75 (0:12.75)	0:36.88		
Rank	TAB	Horse/Jockey	Barrier	Top Speed [km/h]	Fastest Section	Margin		Distance Travelled [m]	
11	5	ZOUTHUR	11	68.5	0:08.72	0:13.33 [11]	10.8L	0:37.87	-3
		Nozi Tomizawa		1200m	Overall	(0:13.33)			

Scratched: Mighty Judd (#13), Sheer Reward (#18), Nerano (#3), Lightning Rage (#2), Is Sweet (#19), Matte Black (#14), Whyteepee (#17), Crimson Warning (#10)



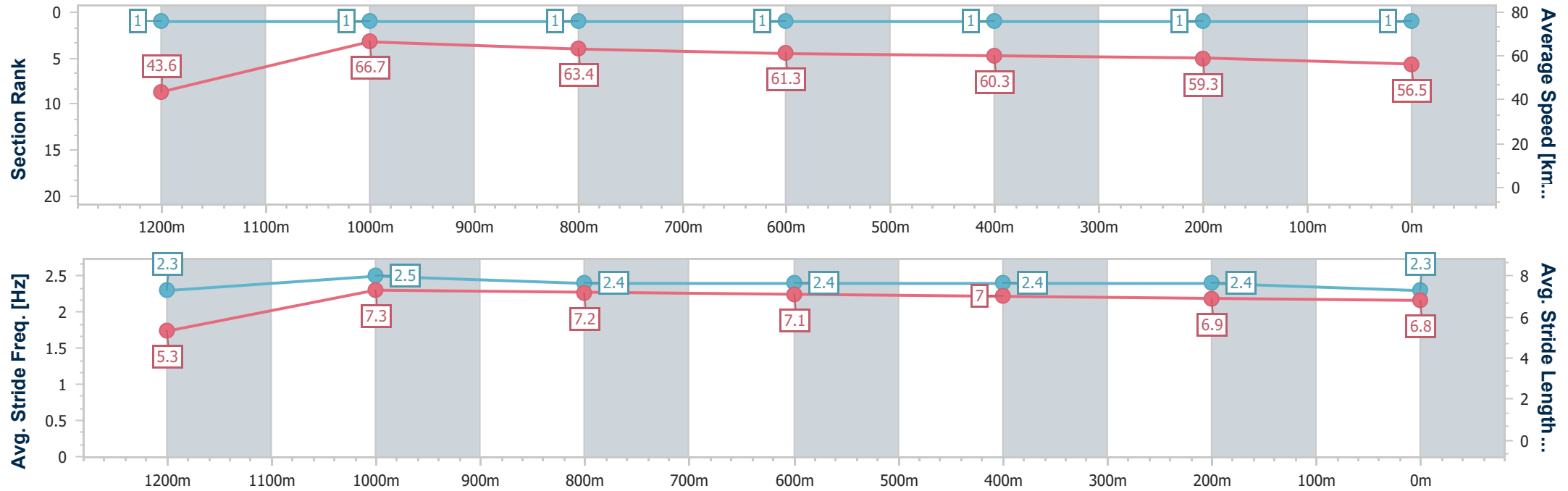
Horse/Jockey Name	Talana
Final Rank	1
Fastest Section Time (Section)	0:08.25 (Overall)
Top Speed [km/h] (Section)	68.3 (1200m)
Race State	Finished



Toowoomba QLD Professional  
Race 2: CARPET ONE Class 1 Handicap - 1300m  
20 July 2024 - 17:35  
Track Rating: Good 4, Weather: Fine, Rail Position: +2m 1400m-  
1600m; +1m Remainder



Section	Overall	1200m	1000m	800m	600m	400m	200m						
Section Times	1:19.19 [1] (0:08.25)	1:10.94 [1] (0:10.85)	1:00.09 [1] (0:11.45)	0:48.64 [1] (0:11.76)	0:36.88 [1] (0:12.01)	0:24.87 [1] (0:12.12)	0:12.75 [1] (0:12.75)						
Average Speed [km/h]	43.6	66.7	63.4	61.3	60.3	59.3	56.5						
Top Speed [km/h]	66.3	68.3	64.6	62.5	61.5	60.2	58.1						
Avg. Dist. to Rail [m]	12.9	4.4	3.1	0.6	0.3	0.7	2.9						
Avg. Stride Freq. [Hz]	2.3	2.5	2.4	2.4	2.4	2.4	2.3						
Avg. Stride Length [m]	5.3	7.3	7.2	7.1	7.0	6.9	6.8						





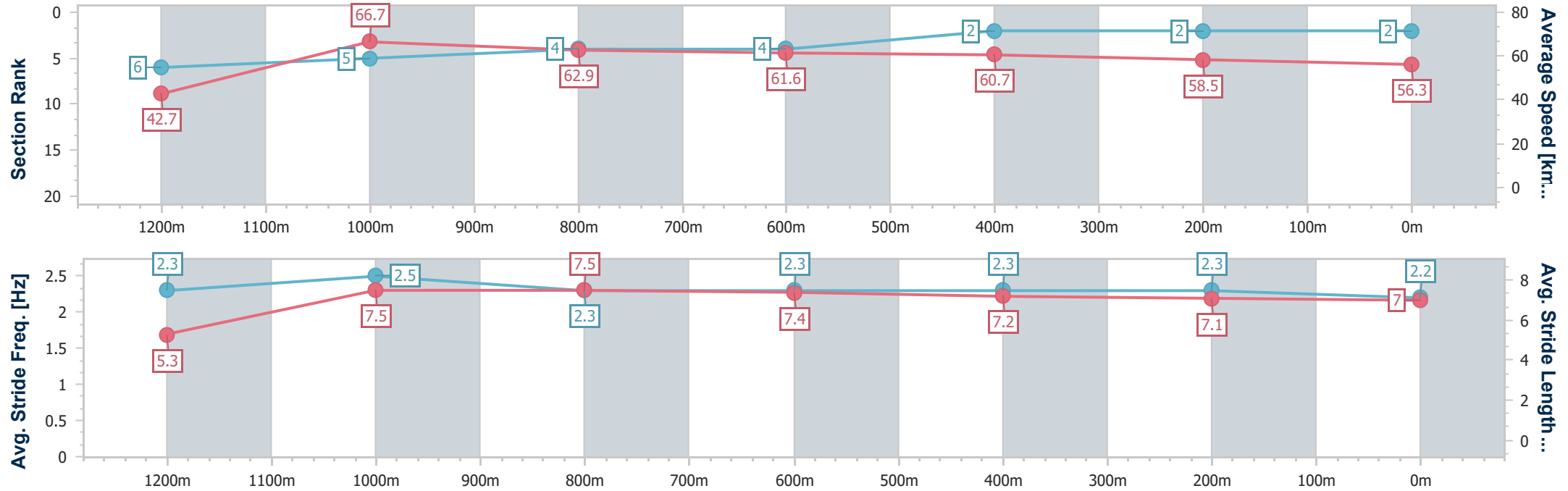
Horse/Jockey Name	One Reason
Final Rank	2
Fastest Section Time (Section)	0:08.48 (Overall)
Top Speed [km/h] (Section)	68.9 (1200m)
Race State	Finished



Toowoomba QLD Professional  
Race 2: CARPET ONE Class 1 Handicap - 1300m  
20 July 2024 - 17:35  
Track Rating: Good 4, Weather: Fine, Rail Position: +2m 1400m-  
1600m; +1m Remainder



Section	Overall	1200m	1000m	800m	600m	400m	200m						
Section Times	1:19.79 [2] (0:08.48)	1:11.31 [6] (0:10.81)	1:00.50 [5] (0:11.64)	0:48.86 [4] (0:11.77)	0:37.09 [4] (0:11.99)	0:25.10 [2] (0:12.35)	0:12.75 [2] (0:12.75)						
Average Speed [km/h]	42.7	66.7	62.9	61.6	60.7	58.5	56.3						
Top Speed [km/h]	64.6	68.9	64.9	63.7	62.2	60.1	58.0						
Avg. Dist. to Rail [m]	9.3	5.1	4.6	2.6	1.8	1.5	2.6						
Avg. Stride Freq. [Hz]	2.3	2.5	2.3	2.3	2.3	2.3	2.2						
Avg. Stride Length [m]	5.3	7.5	7.5	7.4	7.2	7.1	7.0						





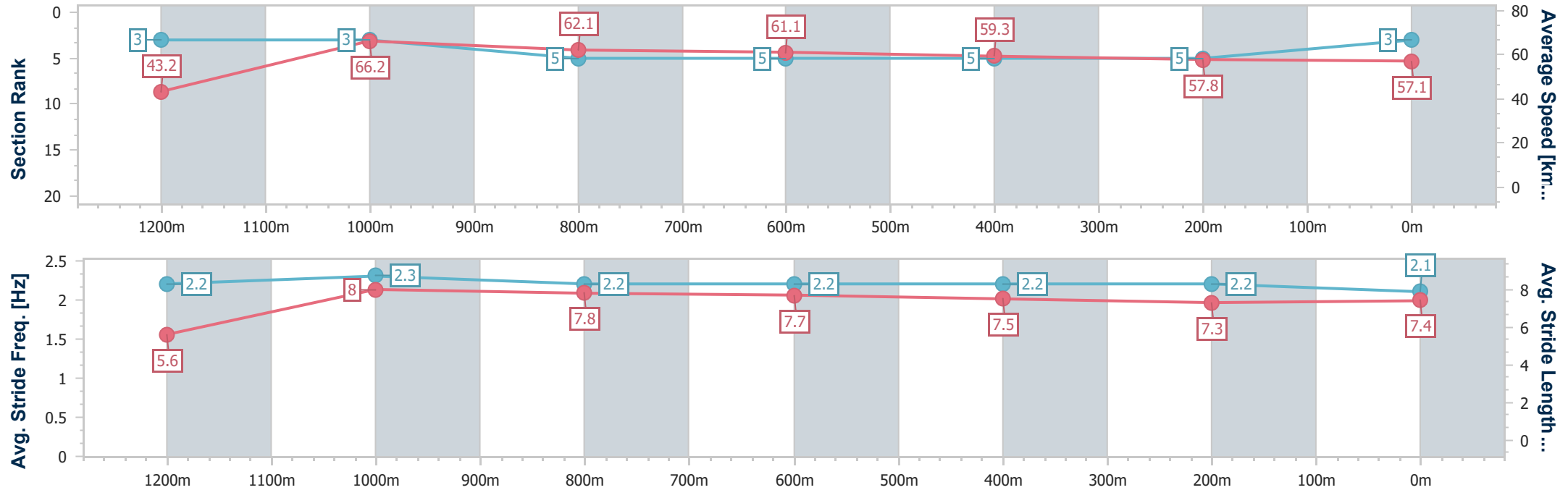
Horse/Jockey Name	Bovidae
Final Rank	3
Fastest Section Time (Section)	0:08.33 (Overall)
Top Speed [km/h] (Section)	68.2 (1200m)
Race State	Finished



Toowoomba QLD Professional  
Race 2: CARPET ONE Class 1 Handicap - 1300m  
20 July 2024 - 17:35  
Track Rating: Good 4, Weather: Fine, Rail Position: +2m 1400m-1600m; +1m Remainder



Section	Overall	1200m	1000m	800m	600m	400m	200m						
Section Times	1:20.00 [3] (0:08.33)	1:11.67 [3] (0:10.89)	1:00.78 [3] (0:11.73)	0:49.05 [5] (0:11.85)	0:37.20 [5] (0:12.16)	0:25.04 [5] (0:12.44)	0:12.60 [5] (0:12.60)						
Average Speed [km/h]	43.2	66.2	62.1	61.1	59.3	57.8	57.1						
Top Speed [km/h]	65.0	68.2	64.0	63.0	61.1	58.6	58.4						
Avg. Dist. to Rail [m]	6.1	2.5	3.0	2.0	0.7	0.6	1.2						
Avg. Stride Freq. [Hz]	2.2	2.3	2.2	2.2	2.2	2.2	2.1						
Avg. Stride Length [m]	5.6	8.0	7.8	7.7	7.5	7.3	7.4						







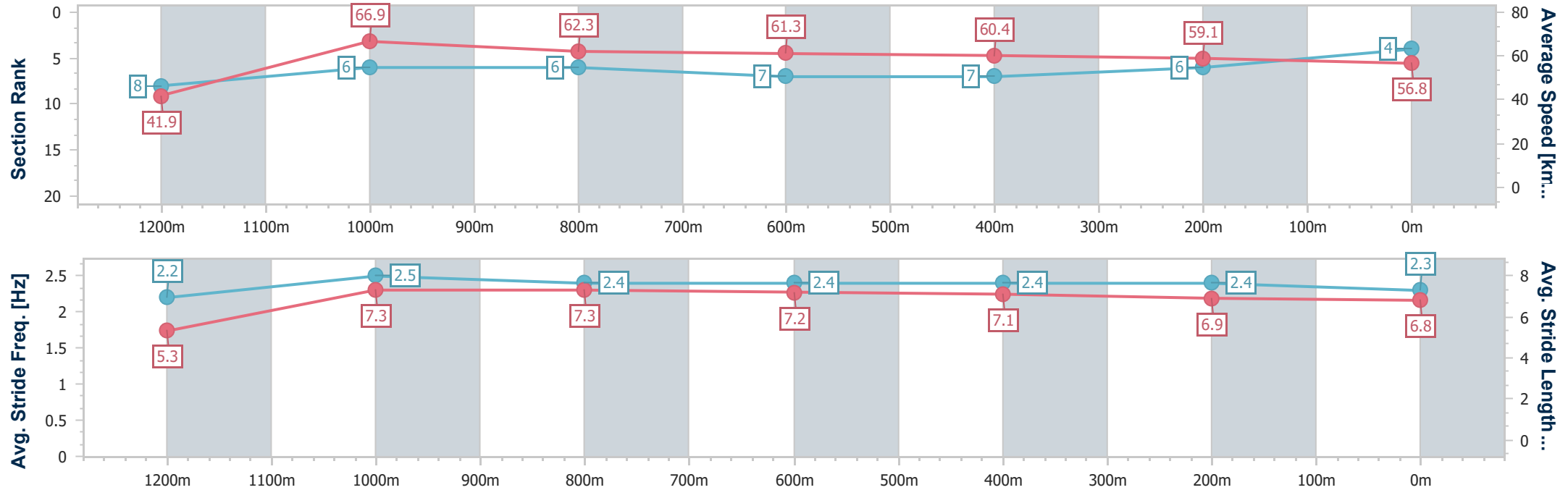
Horse/Jockey Name	Social Star
Final Rank	4
Fastest Section Time (Section)	0:08.59 (Overall)
Top Speed [km/h] (Section)	68.9 (1200m)
Race State	Finished



Toowoomba QLD Professional  
Race 2: CARPET ONE Class 1 Handicap - 1300m  
20 July 2024 - 17:35  
Track Rating: Good 4, Weather: Fine, Rail Position: +2m 1400m-  
1600m; +1m Remainder



Section	Overall	1200m	1000m	800m	600m	400m	200m						
Section Times	1:20.09 [4] (0:08.59)	1:11.50 [8] (0:10.77)	1:00.73 [6] (0:11.69)	0:49.04 [6] (0:11.90)	0:37.14 [7] (0:12.19)	0:24.95 [7] (0:12.27)	0:12.68 [6] (0:12.68)						
Average Speed [km/h]	41.9	66.9	62.3	61.3	60.4	59.1	56.8						
Top Speed [km/h]	64.8	68.9	63.2	62.7	62.4	60.6	58.6						
Avg. Dist. to Rail [m]	8.4	2.9	2.8	3.7	3.7	3.1	3.5						
Avg. Stride Freq. [Hz]	2.2	2.5	2.4	2.4	2.4	2.4	2.3						
Avg. Stride Length [m]	5.3	7.3	7.3	7.2	7.1	6.9	6.8						





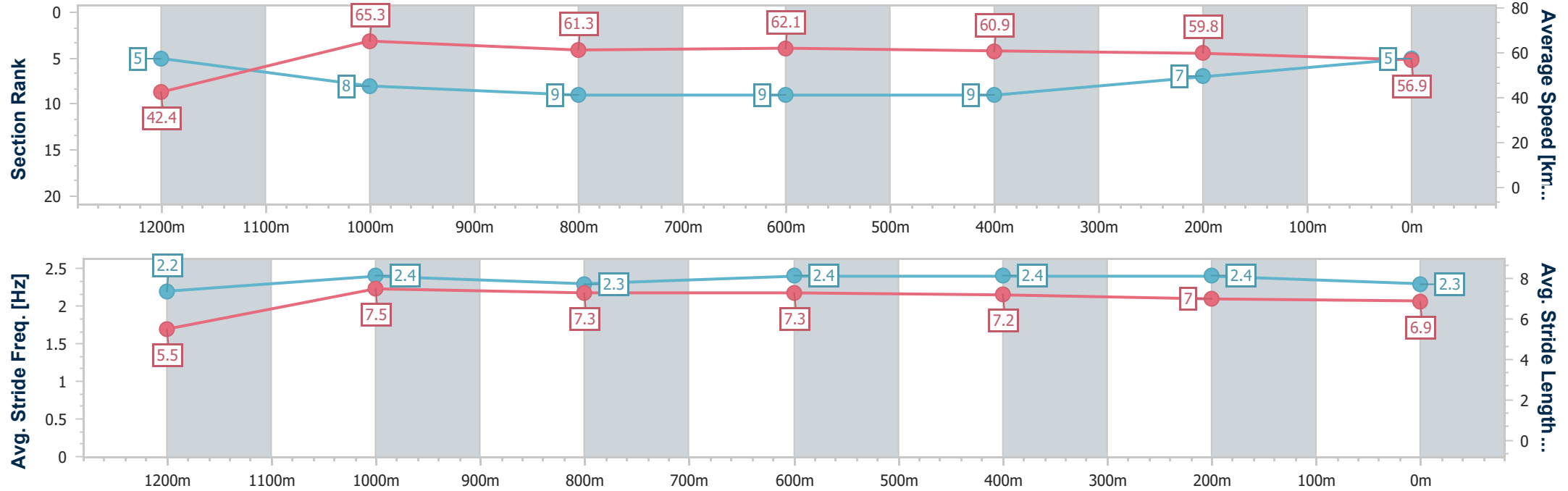
Horse/Jockey Name	Cold One
Final Rank	5
Fastest Section Time (Section)	0:08.47 (Overall)
Top Speed [km/h] (Section)	66.9 (1200m)
Race State	Finished



Toowoomba QLD Professional  
Race 2: CARPET ONE Class 1 Handicap - 1300m  
20 July 2024 - 17:35  
Track Rating: Good 4, Weather: Fine, Rail Position: +2m 1400m-  
1600m; +1m Remainder



Section	Overall	1200m	1000m	800m	600m	400m	200m						
Section Times	1:20.16 [5] (0:08.47)	1:11.69 [5] (0:11.07)	1:00.62 [8] (0:11.92)	0:48.70 [9] (0:11.76)	0:36.94 [9] (0:12.06)	0:24.88 [9] (0:12.21)	0:12.67 [7] (0:12.67)						
Average Speed [km/h]	42.4	65.3	61.3	62.1	60.9	59.8	56.9						
Top Speed [km/h]	63.0	66.9	64.3	63.2	62.1	61.9	58.4						
Avg. Dist. to Rail [m]	10.4	6.1	4.3	3.9	3.9	4.3	5.1						
Avg. Stride Freq. [Hz]	2.2	2.4	2.3	2.4	2.4	2.4	2.3						
Avg. Stride Length [m]	5.5	7.5	7.3	7.3	7.2	7.0	6.9						





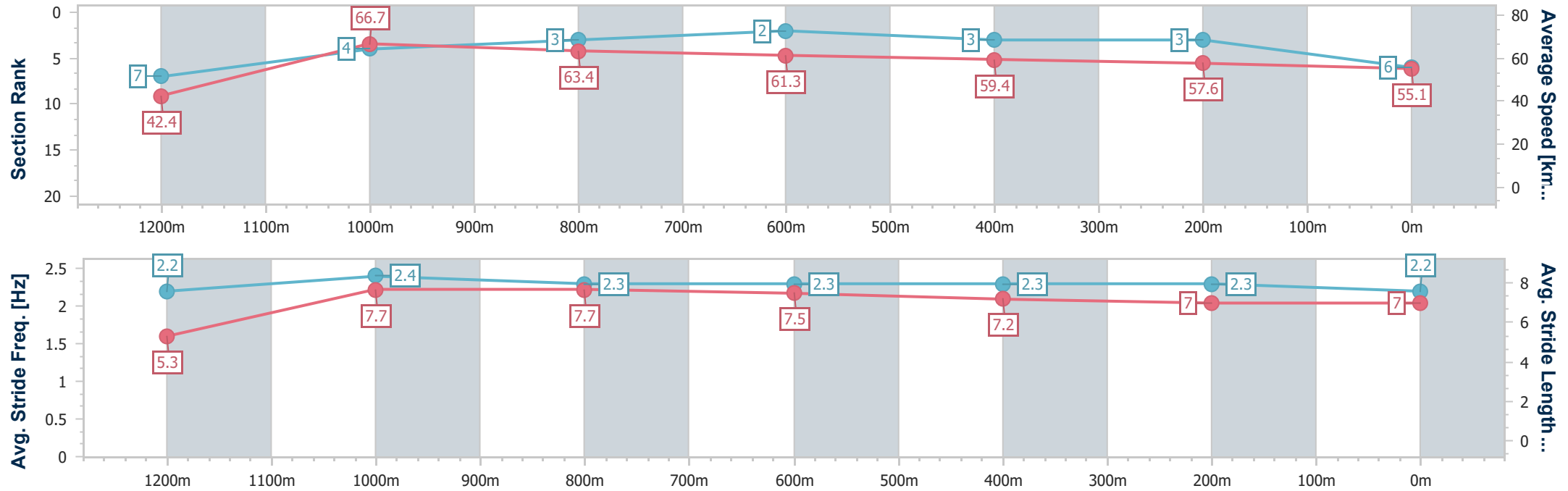
Horse/Jockey Name	Friend In Need
Final Rank	6
Fastest Section Time (Section)	0:08.48 (Overall)
Top Speed [km/h] (Section)	69.5 (1200m)
Race State	Finished



Toowoomba QLD Professional  
Race 2: CARPET ONE Class 1 Handicap - 1300m  
20 July 2024 - 17:35  
Track Rating: Good 4, Weather: Fine, Rail Position: +2m 1400m-1600m; +1m Remainder



Section	Overall	1200m	1000m	800m	600m	400m	200m						
Section Times	1:20.26 [6] (0:08.48)	1:11.78 [7] (0:10.80)	1:00.98 [4] (0:11.54)	0:49.44 [3] (0:11.76)	0:37.68 [2] (0:12.12)	0:25.56 [3] (0:12.47)	0:13.09 [3] (0:13.09)						
Average Speed [km/h]	42.4	66.7	63.4	61.3	59.4	57.6	55.1						
Top Speed [km/h]	65.3	69.5	64.4	63.0	61.4	58.1	56.8						
Avg. Dist. to Rail [m]	8.0	4.9	4.0	0.7	0.4	0.5	1.2						
Avg. Stride Freq. [Hz]	2.2	2.4	2.3	2.3	2.3	2.3	2.2						
Avg. Stride Length [m]	5.3	7.7	7.7	7.5	7.2	7.0	7.0						





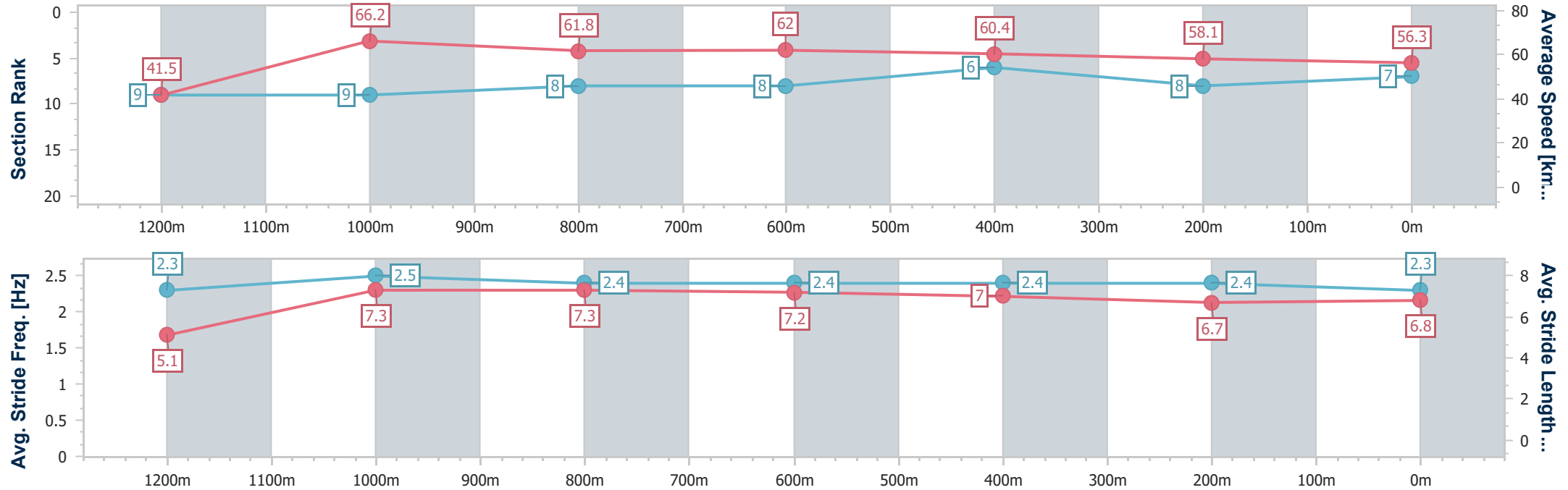
Horse/Jockey Name	Shotgun Sixtyfour
Final Rank	7
Fastest Section Time (Section)	0:08.64 (Overall)
Top Speed [km/h] (Section)	67.6 (1200m)
Race State	Finished



Toowoomba QLD Professional  
Race 2: CARPET ONE Class 1 Handicap - 1300m  
20 July 2024 - 17:35  
Track Rating: Good 4, Weather: Fine, Rail Position: +2m 1400m-  
1600m; +1m Remainder



Section	Overall	1200m	1000m	800m	600m	400m	200m						
Section Times	1:20.35 [7] (0:08.64)	1:11.71 [9] (0:10.94)	1:00.77 [9] (0:11.80)	0:48.97 [8] (0:11.72)	0:37.25 [8] (0:12.02)	0:25.23 [6] (0:12.48)	0:12.75 [8] (0:12.75)						
Average Speed [km/h]	41.5	66.2	61.8	62.0	60.4	58.1	56.3						
Top Speed [km/h]	63.2	67.6	64.4	63.1	61.4	58.9	57.8						
Avg. Dist. to Rail [m]	11.1	6.0	4.7	2.1	1.5	3.2	3.4						
Avg. Stride Freq. [Hz]	2.3	2.5	2.4	2.4	2.4	2.4	2.3						
Avg. Stride Length [m]	5.1	7.3	7.3	7.2	7.0	6.7	6.8						





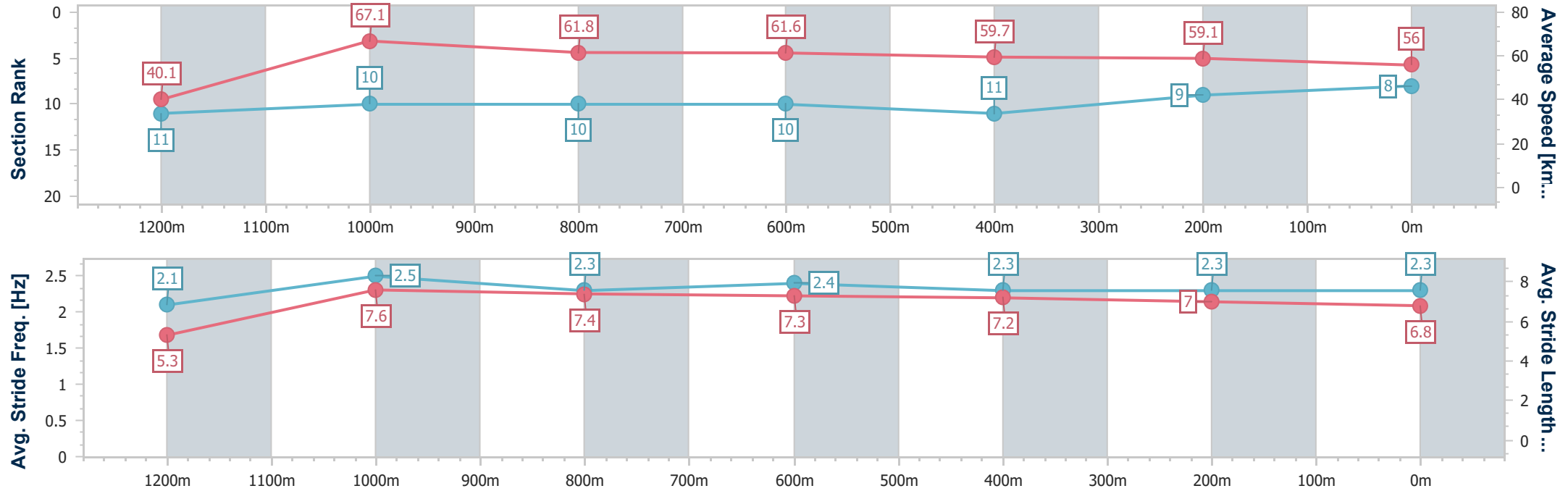
Horse/Jockey Name	Rubaahy
Final Rank	8
Fastest Section Time (Section)	0:08.94 (Overall)
Top Speed [km/h] (Section)	69.1 (1200m)
Race State	Finished



Toowoomba QLD Professional  
Race 2: CARPET ONE Class 1 Handicap - 1300m  
20 July 2024 - 17:35  
Track Rating: Good 4, Weather: Fine, Rail Position: +2m 1400m-  
1600m; +1m Remainder



Section	Overall	1200m	1000m	800m	600m	400m	200m						
Section Times	1:20.53 [8] (0:08.94)	1:11.59 [11] (0:10.77)	1:00.82 [10] (0:11.84)	0:48.98 [10] (0:11.75)	0:37.23 [10] (0:12.17)	0:25.06 [11] (0:12.25)	0:12.81 [9] (0:12.81)						
Average Speed [km/h]	40.1	67.1	61.8	61.6	59.7	59.1	56.0						
Top Speed [km/h]	62.7	69.1	65.7	63.2	61.0	60.4	57.8						
Avg. Dist. to Rail [m]	8.8	5.3	4.2	1.9	1.7	1.8	2.8						
Avg. Stride Freq. [Hz]	2.1	2.5	2.3	2.4	2.3	2.3	2.3						
Avg. Stride Length [m]	5.3	7.6	7.4	7.3	7.2	7.0	6.8						





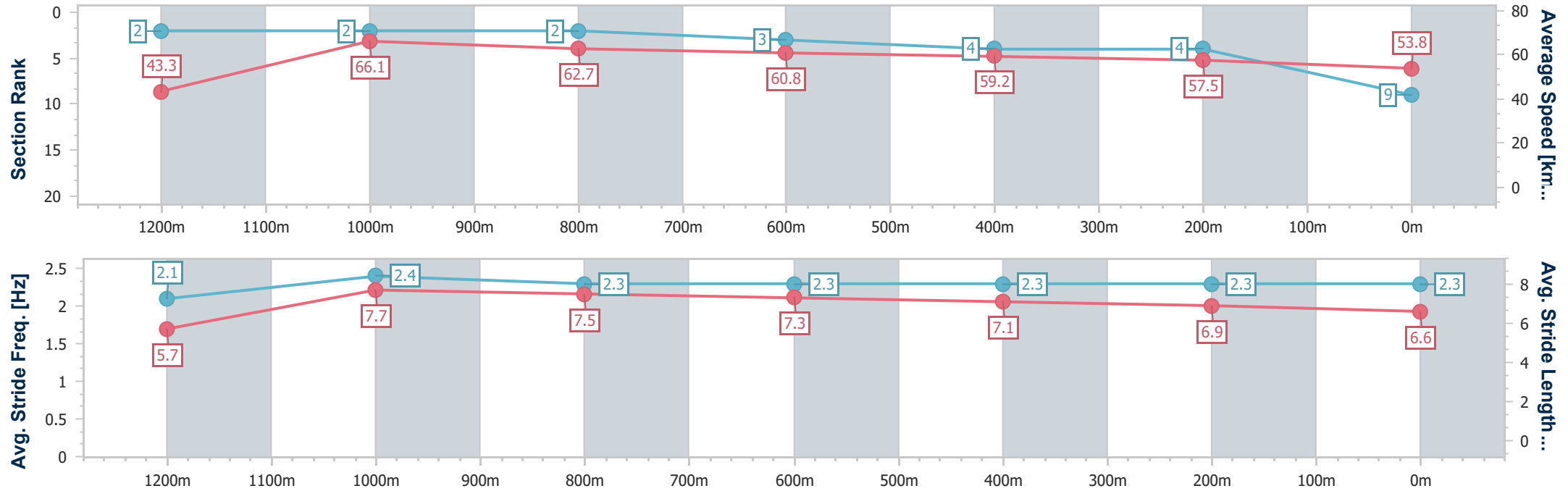
Horse/Jockey Name	La Pittrice
Final Rank	9
Fastest Section Time (Section)	0:08.30 (Overall)
Top Speed [km/h] (Section)	68.2 (1200m)
Race State	Finished



Toowoomba QLD Professional  
Race 2: CARPET ONE Class 1 Handicap - 1300m  
20 July 2024 - 17:35  
Track Rating: Good 4, Weather: Fine, Rail Position: +2m 1400m-1600m; +1m Remainder



Section	Overall	1200m	1000m	800m	600m	400m	200m						
Section Times	1:20.60 [9] (0:08.30)	1:12.30 [2] (0:10.91)	1:01.39 [2] (0:11.59)	0:49.80 [2] (0:11.86)	0:37.94 [3] (0:12.09)	0:25.85 [4] (0:12.46)	0:13.39 [4] (0:13.39)						
Average Speed [km/h]	43.3	66.1	62.7	60.8	59.2	57.5	53.8						
Top Speed [km/h]	64.3	68.2	63.9	62.5	61.9	58.7	56.0						
Avg. Dist. to Rail [m]	5.6	2.5	2.4	0.5	0.5	0.9	0.7						
Avg. Stride Freq. [Hz]	2.1	2.4	2.3	2.3	2.3	2.3	2.3						
Avg. Stride Length [m]	5.7	7.7	7.5	7.3	7.1	6.9	6.6						





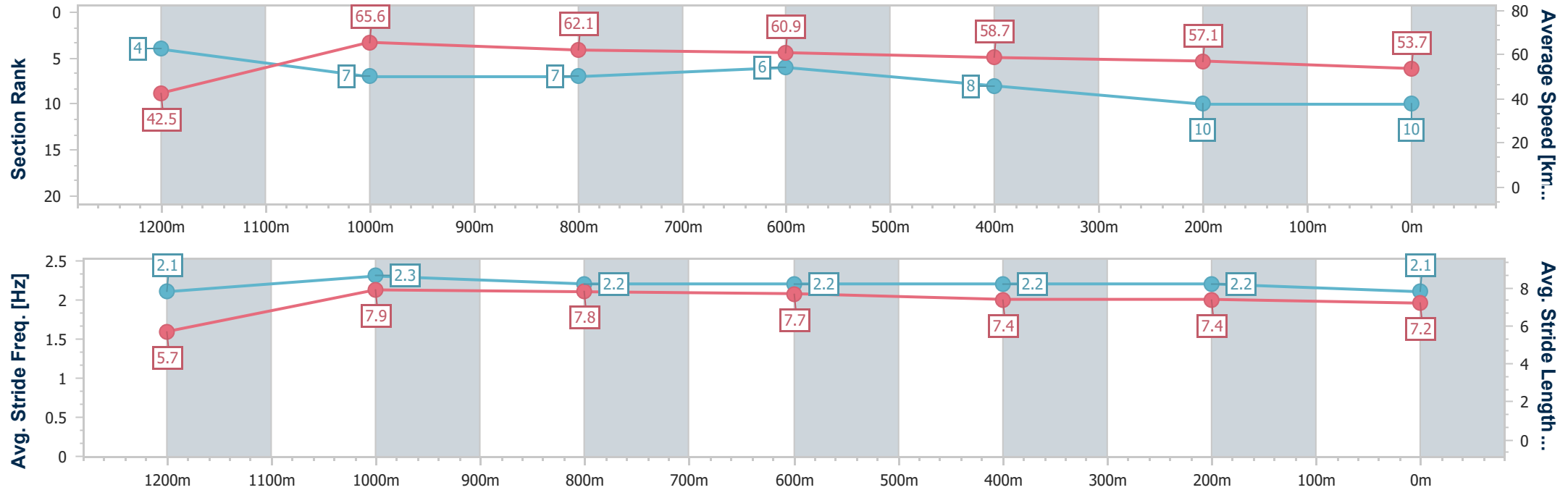
Horse/Jockey Name	Mortar
Final Rank	10
Fastest Section Time (Section)	0:08.41 (Overall)
Top Speed [km/h] (Section)	67.5 (1200m)
Race State	Finished



Toowoomba QLD Professional  
Race 2: CARPET ONE Class 1 Handicap - 1300m  
20 July 2024 - 17:35  
Track Rating: Good 4, Weather: Fine, Rail Position: +2m 1400m-  
1600m; +1m Remainder



Section	Overall	1200m	1000m	800m	600m	400m	200m						
Section Times	1:21.13 [10] (0:08.41)	1:12.72 [4] (0:11.00)	1:01.72 [7] (0:11.68)	0:50.04 [7] (0:11.84)	0:38.20 [6] (0:12.23)	0:25.97 [8] (0:12.58)	0:13.39 [10] (0:13.39)						
Average Speed [km/h]	42.5	65.6	62.1	60.9	58.7	57.1	53.7						
Top Speed [km/h]	61.8	67.5	63.6	62.1	60.9	57.8	57.3						
Avg. Dist. to Rail [m]	4.3	2.7	1.9	0.6	0.3	0.6	0.1						
Avg. Stride Freq. [Hz]	2.1	2.3	2.2	2.2	2.2	2.2	2.1						
Avg. Stride Length [m]	5.7	7.9	7.8	7.7	7.4	7.4	7.2						





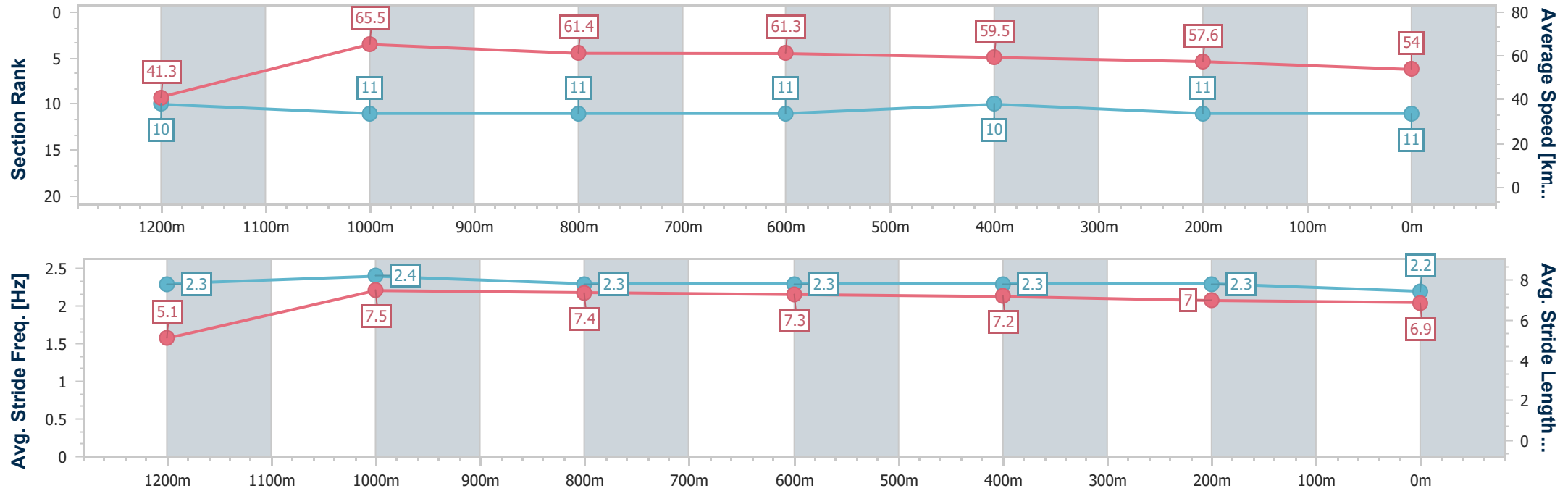
Horse/Jockey Name	Zouthur
Final Rank	11
Fastest Section Time (Section)	0:08.72 (Overall)
Top Speed [km/h] (Section)	68.5 (1200m)
Race State	Finished



Toowoomba QLD Professional  
Race 2: CARPET ONE Class 1 Handicap - 1300m  
20 July 2024 - 17:35  
Track Rating: Good 4, Weather: Fine, Rail Position: +2m 1400m-  
1600m; +1m Remainder



Section	Overall	1200m	1000m	800m	600m	400m	200m						
Section Times	1:21.18 [11] (0:08.72)	1:12.46 [10] (0:11.00)	1:01.46 [11] (0:11.85)	0:49.61 [11] (0:11.74)	0:37.87 [11] (0:12.04)	0:25.83 [10] (0:12.50)	0:13.33 [11] (0:13.33)						
Average Speed [km/h]	41.3	65.5	61.4	61.3	59.5	57.6	54.0						
Top Speed [km/h]	64.8	68.5	62.5	62.9	61.3	58.9	55.9						
Avg. Dist. to Rail [m]	9.3	4.4	2.9	0.4	0.6	0.6	2.9						
Avg. Stride Freq. [Hz]	2.3	2.4	2.3	2.3	2.3	2.3	2.2						
Avg. Stride Length [m]	5.1	7.5	7.4	7.3	7.2	7.0	6.9						







# Toowoomba QLD Professional

## Race 3: K&R PLUMBING SUPPLIES BENCHMARK 70 Handicap - 1200m

20 July 2024 - 18:15



Track Rating: Good 4, Weather: Fine, Rail Position: +2m 1400m-1600m; +1m Remainder

Section		Overall				1000m	800m	600m	400m	200m	Last 600m		
Field Times		1:12.69 (0:13.76)				0:58.93 (0:10.99)	0:47.94 (0:11.31)	0:36.63 (0:11.72)	0:24.91 (0:12.24)	0:12.67 (0:12.67)	0:36.63		
Rank	TAB	Horse/Jockey	Barrier	Top Speed [km/h]	Fastest Section							Margin	Distance Travelled [m]
1	2	BOWRIDER	9	67.4	0:11.04	1:12.69 [1]	0:58.81 [2]	0:47.77 [3]	0:36.51 [3]	0:24.85 [2]	0:12.67 [1]	1:12.69	0:36.51
		Micheal McDonald		1000m	1000m	(0:13.88)	(0:11.04)	(0:11.26)	(0:11.66)	(0:12.18)	(0:12.67)		
2	6	UNCLE RUSS	4	68.7	0:10.90	1:12.83 [2]	0:58.58 [6]	0:47.68 [5]	0:36.37 [4]	0:24.68 [5]	0:12.77 [2]	0.8L	0:36.37 +1
		Madeleine Wishart		1000m	1000m	(0:14.25)	(0:10.90)	(0:11.31)	(0:11.69)	(0:11.91)	(0:12.77)		
3	3	MAYA BAY	6	66.2	0:11.10	1:12.85 [3]	0:58.89 [4]	0:47.79 [4]	0:36.39 [5]	0:24.74 [3]	0:12.59 [4]	0.9L	0:36.39 +0
		Dylan Bennett		Overall	1000m	(0:13.96)	(0:11.10)	(0:11.40)	(0:11.65)	(0:12.15)	(0:12.59)		
4	8	OZARCH	2	66.1	0:11.08	1:13.18 [4]	0:58.82 [7]	0:47.74 [6]	0:36.18 [7]	0:24.38 [7]	0:12.40 [6]	2.7L	0:36.18 -4
		Nozi Tomizawa		1000m	1000m	(0:14.36)	(0:11.08)	(0:11.56)	(0:11.80)	(0:11.98)	(0:12.40)		
5	4	SPOOKY SPIRIT	8	65.9	0:11.33	1:13.31 [5]	0:59.18 [5]	0:47.85 [7]	0:36.47 [6]	0:24.78 [6]	0:12.79 [5]	3.5L	0:36.47 -2
		Les Tilley		800m	1000m	(0:14.13)	(0:11.33)	(0:11.38)	(0:11.69)	(0:11.99)	(0:12.79)		
6	7	BRAVE WARRIOR	1	67.6	0:10.99	1:13.48 [6]	0:59.72 [1]	0:48.73 [1]	0:37.42 [1]	0:25.70 [1]	0:13.35 [3]	4.3L	0:37.42 -6
		Amy Graham		1000m	1000m	(0:13.76)	(0:10.99)	(0:11.31)	(0:11.72)	(0:12.35)	(0:13.35)		
7	5	FESTIVAL PRINCE	5	66.2	0:11.05	1:13.58 [7]	0:58.81 [9]	0:47.76 [8]	0:36.34 [8]	0:24.63 [8]	0:12.60 [8]	4.8L	0:36.34 -2
		Olivia Webb		1000m	1000m	(0:14.77)	(0:11.05)	(0:11.42)	(0:11.71)	(0:12.03)	(0:12.60)		
8	1	MICRO	3	64.9	0:11.37	1:13.99 [8]	0:59.40 [8]	0:48.03 [9]	0:36.55 [9]	0:24.73 [9]	0:12.73 [9]	7.1L	0:36.55 -6
		Wayne O'Connell		1000m	1000m	(0:14.59)	(0:11.37)	(0:11.48)	(0:11.82)	(0:12.00)	(0:12.73)		
9	10	MASTER MAURICE	7	68.4	0:10.91	1:14.73 [9]	1:00.85 [3]	0:49.94 [2]	0:38.63 [2]	0:26.60 [4]	0:13.82 [7]	11.4L	0:38.63 -3
		Justin Stanley		Overall	1000m	(0:13.88)	(0:10.91)	(0:11.31)	(0:12.03)	(0:12.78)	(0:13.82)		

Scratched: Beau Witness (#9), Tattle (#12), Depth Charge (#11), Discerning (#13)



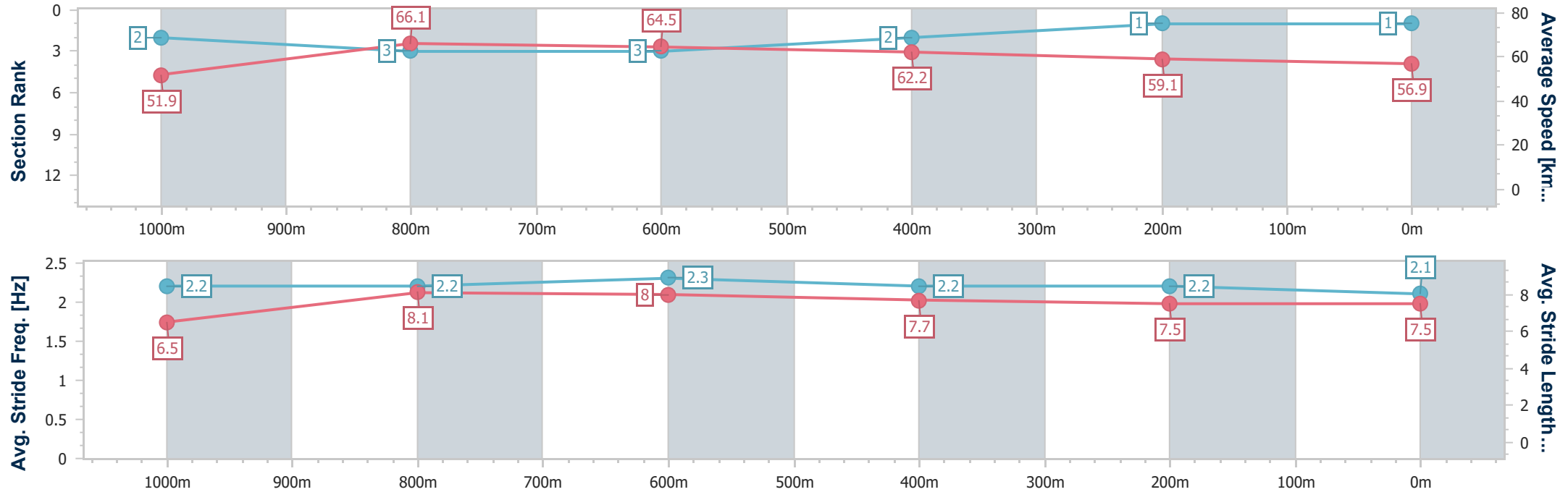
Horse/Jockey Name	Bowrider
Final Rank	1
Fastest Section Time (Section)	0:11.04 (1000m)
Top Speed [km/h] (Section)	67.4 (1000m)
Race State	Finished



Toowoomba QLD Professional  
Race 3: K&R PLUMBING SUPPLIES BENCHMARK 70 Handicap  
- 1200m  
20 July 2024 - 18:15  
Track Rating: Good 4, Weather: Fine, Rail Position: +2m 1400m-  
1600m; +1m Remainder



Section	Overall	1000m	800m	600m	400m	200m								
Section Times	1:12.69 [1] (0:13.88)	0:58.81 [2] (0:11.04)	0:47.77 [3] (0:11.26)	0:36.51 [3] (0:11.66)	0:24.85 [2] (0:12.18)	0:12.67 [1] (0:12.67)								
Average Speed [km/h]	51.9	66.1	64.5	62.2	59.1	56.9								
Top Speed [km/h]	67.1	67.4	65.3	64.0	59.9	57.7								
Avg. Dist. to Rail [m]	10.7	4.3	2.8	1.9	0.3	1.3								
Avg. Stride Freq. [Hz]	2.2	2.2	2.3	2.2	2.2	2.1								
Avg. Stride Length [m]	6.5	8.1	8.0	7.7	7.5	7.5								





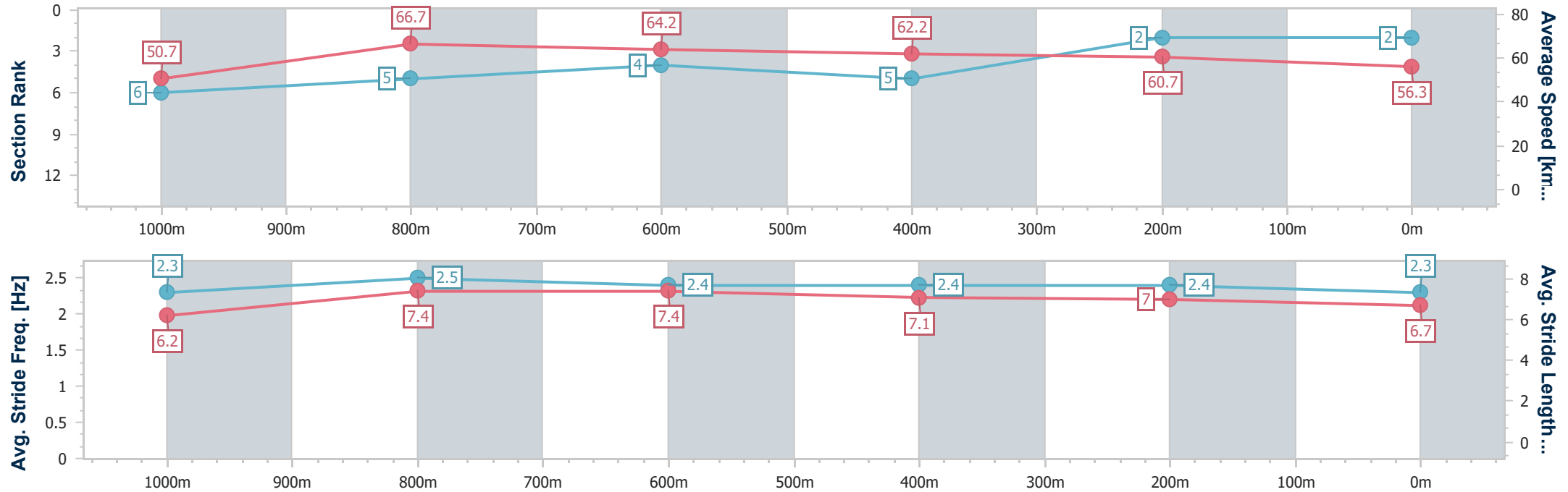
Horse/Jockey Name	Uncle Russ
Final Rank	2
Fastest Section Time (Section)	0:10.90 (1000m)
Top Speed [km/h] (Section)	68.7 (1000m)
Race State	Finished



Toowoomba QLD Professional  
Race 3: K&R PLUMBING SUPPLIES BENCHMARK 70 Handicap  
- 1200m  
20 July 2024 - 18:15  
Track Rating: Good 4, Weather: Fine, Rail Position: +2m 1400m-  
1600m; +1m Remainder



Section	Overall	1000m	800m	600m	400m	200m							
Section Times	1:12.83 [2] (0:14.25)	0:58.58 [6] (0:10.90)	0:47.68 [5] (0:11.31)	0:36.37 [4] (0:11.69)	0:24.68 [5] (0:11.91)	0:12.77 [2] (0:12.77)							
Average Speed [km/h]	50.7	66.7	64.2	62.2	60.7	56.3							
Top Speed [km/h]	67.0	68.7	65.4	64.4	62.0	59.6							
Avg. Dist. to Rail [m]	5.3	3.0	2.5	1.9	1.9	2.6							
Avg. Stride Freq. [Hz]	2.3	2.5	2.4	2.4	2.4	2.3							
Avg. Stride Length [m]	6.2	7.4	7.4	7.1	7.0	6.7							





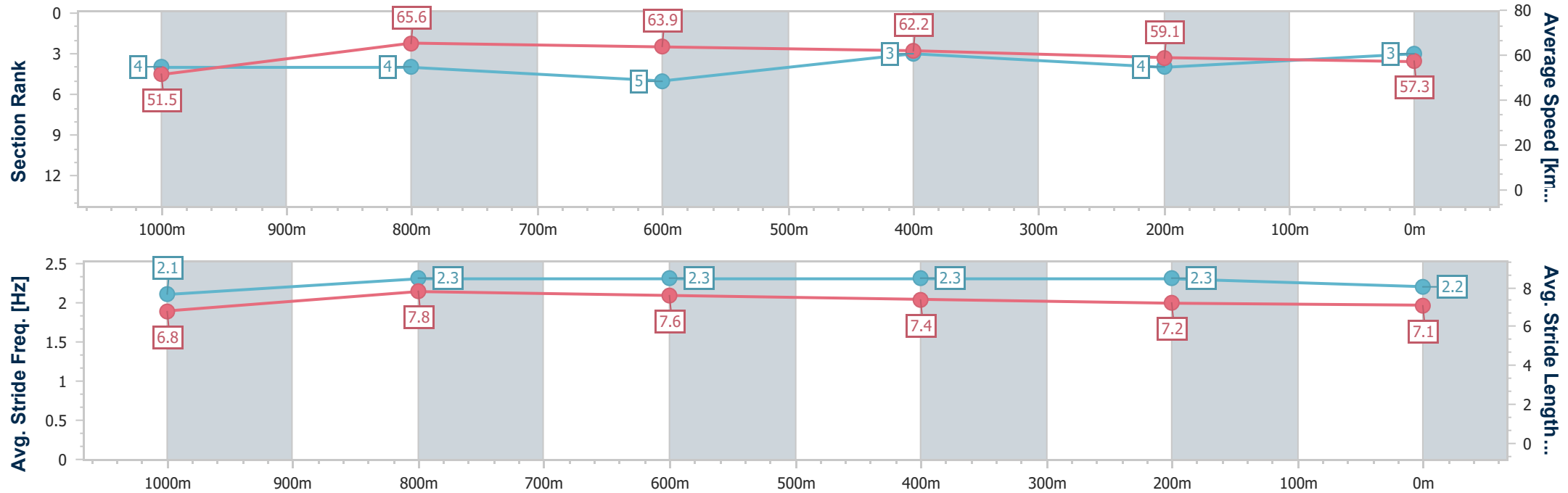
Horse/Jockey Name	Maya Bay
Final Rank	3
Fastest Section Time (Section)	0:11.10 (1000m)
Top Speed [km/h] (Section)	66.2 (Overall)
Race State	Finished



Toowoomba QLD Professional  
Race 3: K&R PLUMBING SUPPLIES BENCHMARK 70 Handicap  
- 1200m  
20 July 2024 - 18:15  
Track Rating: Good 4, Weather: Fine, Rail Position: +2m 1400m-  
1600m; +1m Remainder



Section	Overall	1000m	800m	600m	400m	200m							
Section Times	1:12.85 [3] (0:13.96)	0:58.89 [4] (0:11.10)	0:47.79 [4] (0:11.40)	0:36.39 [5] (0:11.65)	0:24.74 [3] (0:12.15)	0:12.59 [4] (0:12.59)							
Average Speed [km/h]	51.5	65.6	63.9	62.2	59.1	57.3							
Top Speed [km/h]	66.2	66.2	65.4	64.9	61.7	57.8							
Avg. Dist. to Rail [m]	6.4	2.8	3.0	1.4	0.6	3.1							
Avg. Stride Freq. [Hz]	2.1	2.3	2.3	2.3	2.3	2.2							
Avg. Stride Length [m]	6.8	7.8	7.6	7.4	7.2	7.1							





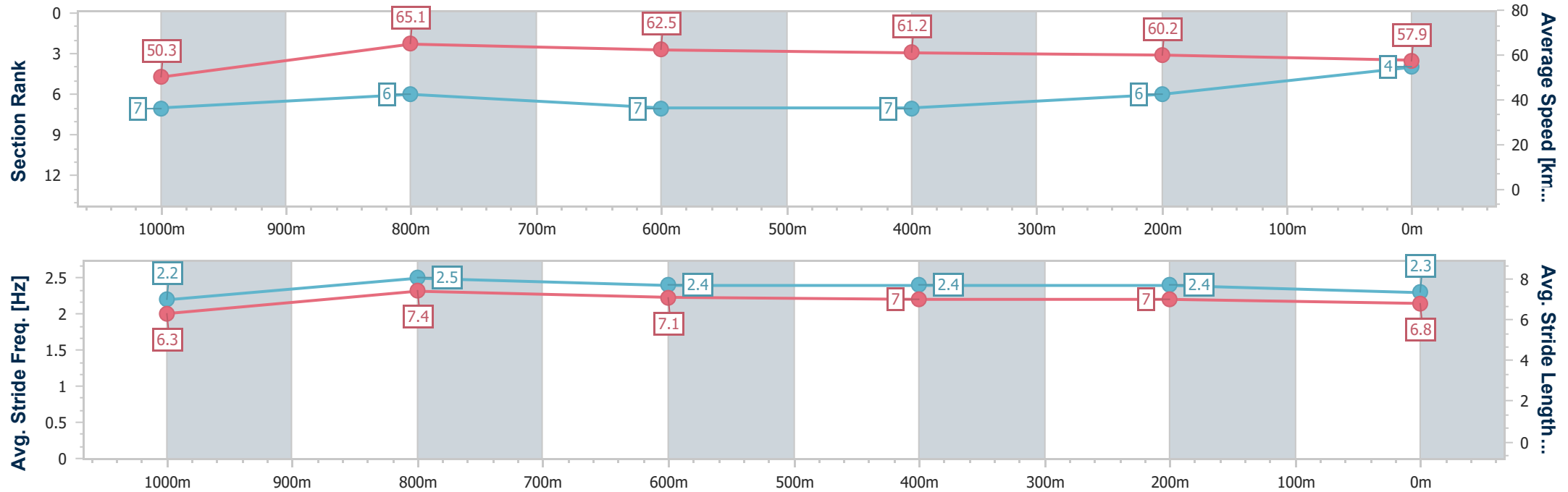
Horse/Jockey Name	Ozarch
Final Rank	4
Fastest Section Time (Section)	0:11.08 (1000m)
Top Speed [km/h] (Section)	66.1 (1000m)
Race State	Finished



Toowoomba QLD Professional  
Race 3: K&R PLUMBING SUPPLIES BENCHMARK 70 Handicap  
- 1200m  
20 July 2024 - 18:15  
Track Rating: Good 4, Weather: Fine, Rail Position: +2m 1400m-  
1600m; +1m Remainder



Section	Overall	1000m	800m	600m	400m	200m							
Section Times	1:13.18 [4] (0:14.36)	0:58.82 [7] (0:11.08)	0:47.74 [6] (0:11.56)	0:36.18 [7] (0:11.80)	0:24.38 [7] (0:11.98)	0:12.40 [6] (0:12.40)							
Average Speed [km/h]	50.3	65.1	62.5	61.2	60.2	57.9							
Top Speed [km/h]	64.4	66.1	64.6	62.9	61.6	58.9							
Avg. Dist. to Rail [m]	3.2	1.3	0.7	0.6	1.4	5.0							
Avg. Stride Freq. [Hz]	2.2	2.5	2.4	2.4	2.4	2.3							
Avg. Stride Length [m]	6.3	7.4	7.1	7.0	7.0	6.8							





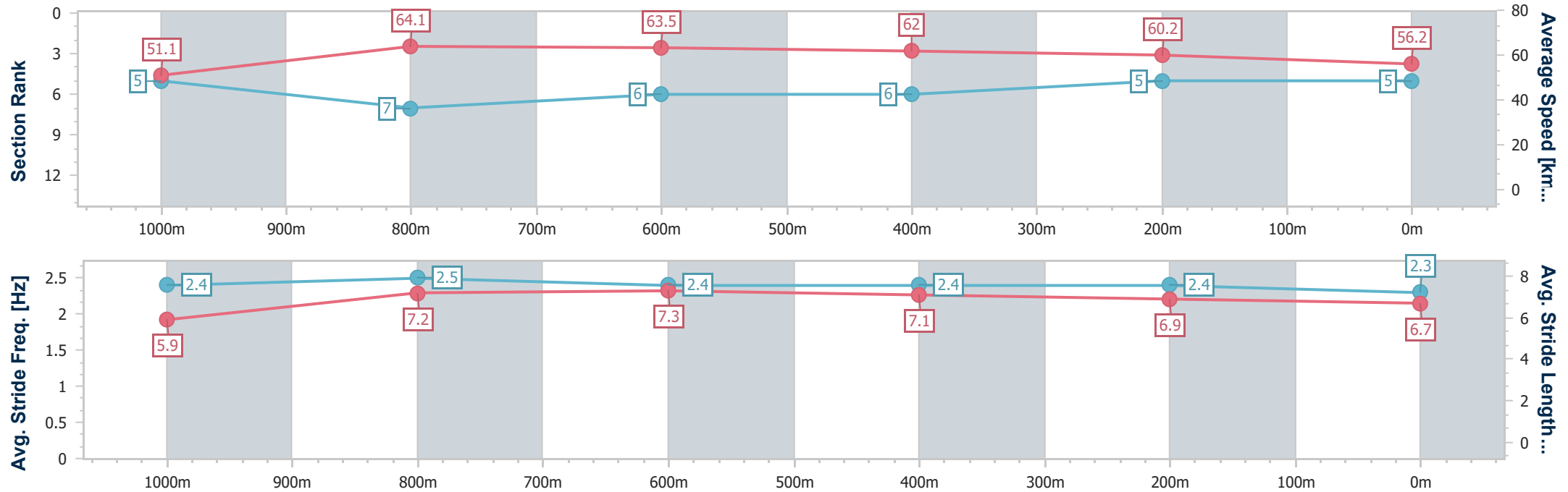
Horse/Jockey Name	Spooky Spirit
Final Rank	5
Fastest Section Time (Section)	0:11.33 (1000m)
Top Speed [km/h] (Section)	65.9 (800m)
Race State	Finished



Toowoomba QLD Professional  
Race 3: K&R PLUMBING SUPPLIES BENCHMARK 70 Handicap  
- 1200m  
20 July 2024 - 18:15  
Track Rating: Good 4, Weather: Fine, Rail Position: +2m 1400m-  
1600m; +1m Remainder



Section	Overall	1000m	800m	600m	400m	200m								
Section Times	1:13.31 [5] (0:14.13)	0:59.18 [5] (0:11.33)	0:47.85 [7] (0:11.38)	0:36.47 [6] (0:11.69)	0:24.78 [6] (0:11.99)	0:12.79 [5] (0:12.79)								
Average Speed [km/h]	51.1	64.1	63.5	62.0	60.2	56.2								
Top Speed [km/h]	65.7	65.8	65.9	62.7	62.1	59.0								
Avg. Dist. to Rail [m]	7.7	2.9	1.5	1.0	0.6	1.5								
Avg. Stride Freq. [Hz]	2.4	2.5	2.4	2.4	2.4	2.3								
Avg. Stride Length [m]	5.9	7.2	7.3	7.1	6.9	6.7								





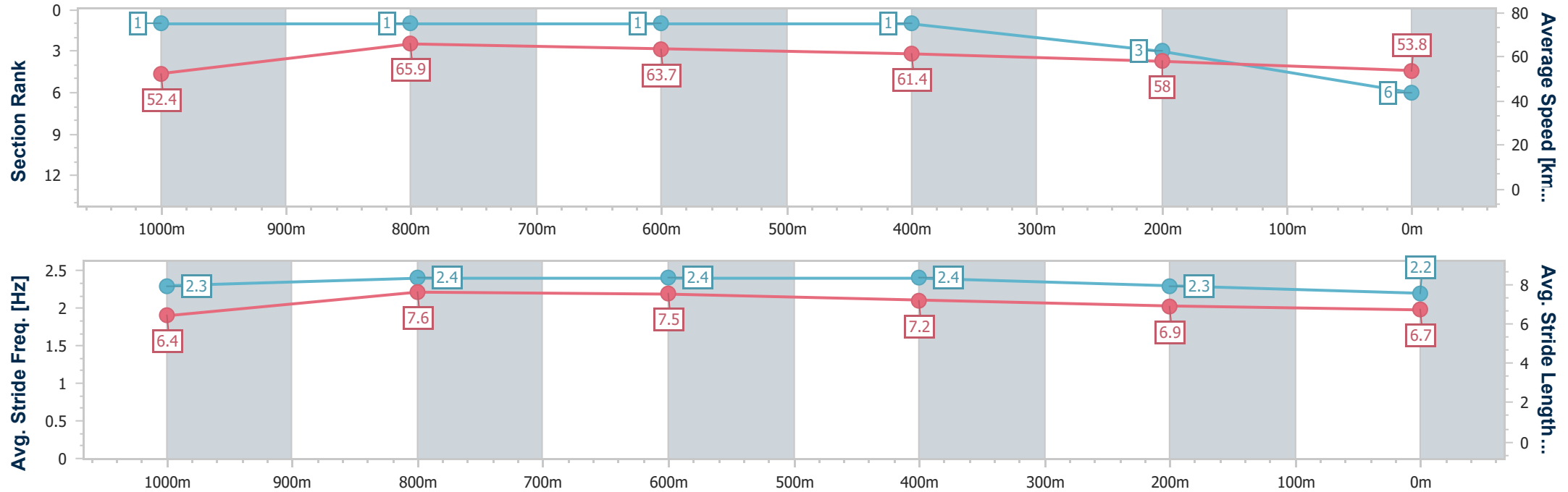
Horse/Jockey Name	Brave Warrior
Final Rank	6
Fastest Section Time (Section)	0:10.99 (1000m)
Top Speed [km/h] (Section)	67.6 (1000m)
Race State	Finished



Toowoomba QLD Professional  
Race 3: K&R PLUMBING SUPPLIES BENCHMARK 70 Handicap  
- 1200m  
20 July 2024 - 18:15  
Track Rating: Good 4, Weather: Fine, Rail Position: +2m 1400m-  
1600m; +1m Remainder



Section	Overall	1000m	800m	600m	400m	200m								
Section Times	1:13.48 [6] (0:13.76)	0:59.72 [1] (0:10.99)	0:48.73 [1] (0:11.31)	0:37.42 [1] (0:11.72)	0:25.70 [1] (0:12.35)	0:13.35 [3] (0:13.35)								
Average Speed [km/h]	52.4	65.9	63.7	61.4	58.0	53.8								
Top Speed [km/h]	66.2	67.6	65.0	64.6	59.3	56.2								
Avg. Dist. to Rail [m]	3.5	1.5	0.9	0.3	1.8	2.6								
Avg. Stride Freq. [Hz]	2.3	2.4	2.4	2.4	2.3	2.2								
Avg. Stride Length [m]	6.4	7.6	7.5	7.2	6.9	6.7								





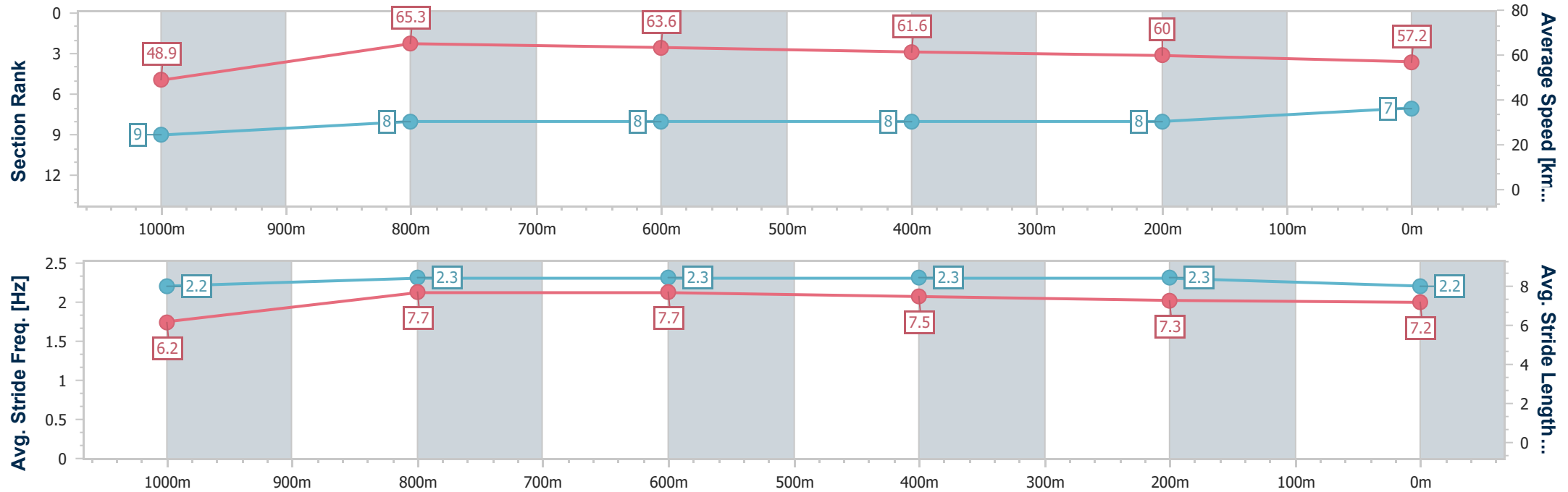
Horse/Jockey Name	Festival Prince
Final Rank	7
Fastest Section Time (Section)	0:11.05 (1000m)
Top Speed [km/h] (Section)	66.2 (1000m)
Race State	Finished



Toowoomba QLD Professional  
Race 3: K&R PLUMBING SUPPLIES BENCHMARK 70 Handicap  
- 1200m  
20 July 2024 - 18:15  
Track Rating: Good 4, Weather: Fine, Rail Position: +2m 1400m-  
1600m; +1m Remainder



Section	Overall	1000m	800m	600m	400m	200m							
Section Times	1:13.58 [7] (0:14.77)	0:58.81 [9] (0:11.05)	0:47.76 [8] (0:11.42)	0:36.34 [8] (0:11.71)	0:24.63 [8] (0:12.03)	0:12.60 [8] (0:12.60)							
Average Speed [km/h]	48.9	65.3	63.6	61.6	60.0	57.2							
Top Speed [km/h]	65.7	66.2	64.3	64.4	61.2	59.5							
Avg. Dist. to Rail [m]	3.9	0.8	1.4	0.8	1.2	0.6							
Avg. Stride Freq. [Hz]	2.2	2.3	2.3	2.3	2.3	2.2							
Avg. Stride Length [m]	6.2	7.7	7.7	7.5	7.3	7.2							







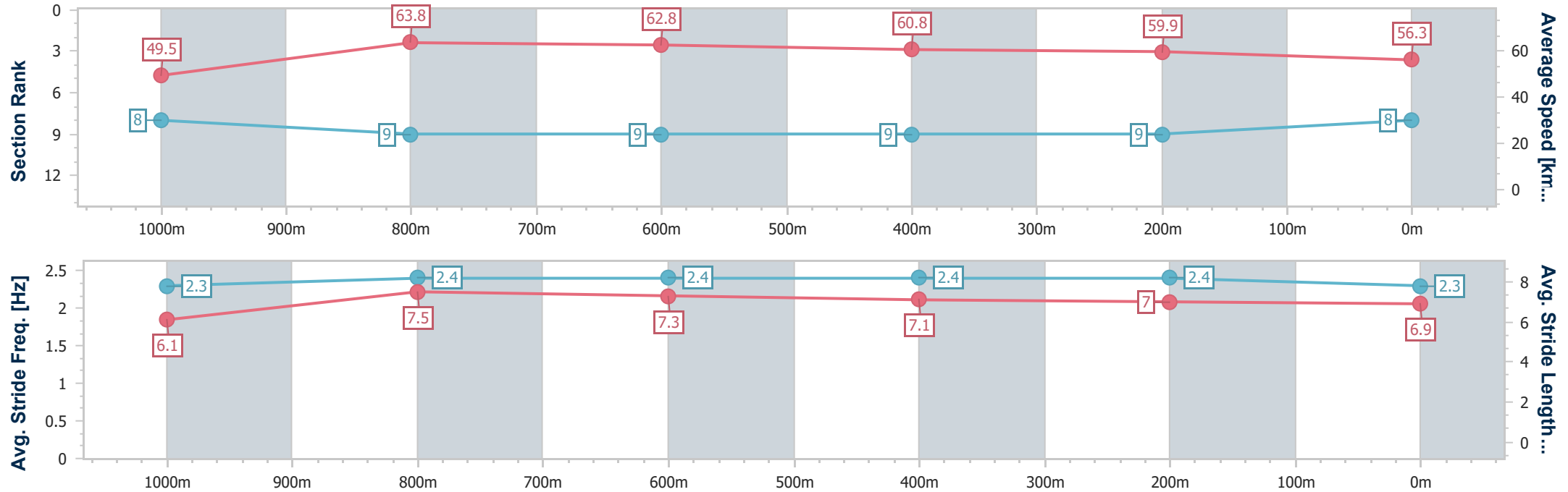
Horse/Jockey Name	Micro
Final Rank	8
Fastest Section Time (Section)	0:11.37 (1000m)
Top Speed [km/h] (Section)	64.9 (1000m)
Race State	Finished



Toowoomba QLD Professional  
Race 3: K&R PLUMBING SUPPLIES BENCHMARK 70 Handicap  
- 1200m  
20 July 2024 - 18:15  
Track Rating: Good 4, Weather: Fine, Rail Position: +2m 1400m-  
1600m; +1m Remainder



Section	Overall	1000m	800m	600m	400m	200m							
Section Times	1:13.99 [8] (0:14.59)	0:59.40 [8] (0:11.37)	0:48.03 [9] (0:11.48)	0:36.55 [9] (0:11.82)	0:24.73 [9] (0:12.00)	0:12.73 [9] (0:12.73)							
Average Speed [km/h]	49.5	63.8	62.8	60.8	59.9	56.3							
Top Speed [km/h]	63.8	64.9	64.0	62.5	60.8	58.7							
Avg. Dist. to Rail [m]	4.6	2.0	0.5	0.7	0.8	0.5							
Avg. Stride Freq. [Hz]	2.3	2.4	2.4	2.4	2.4	2.3							
Avg. Stride Length [m]	6.1	7.5	7.3	7.1	7.0	6.9							





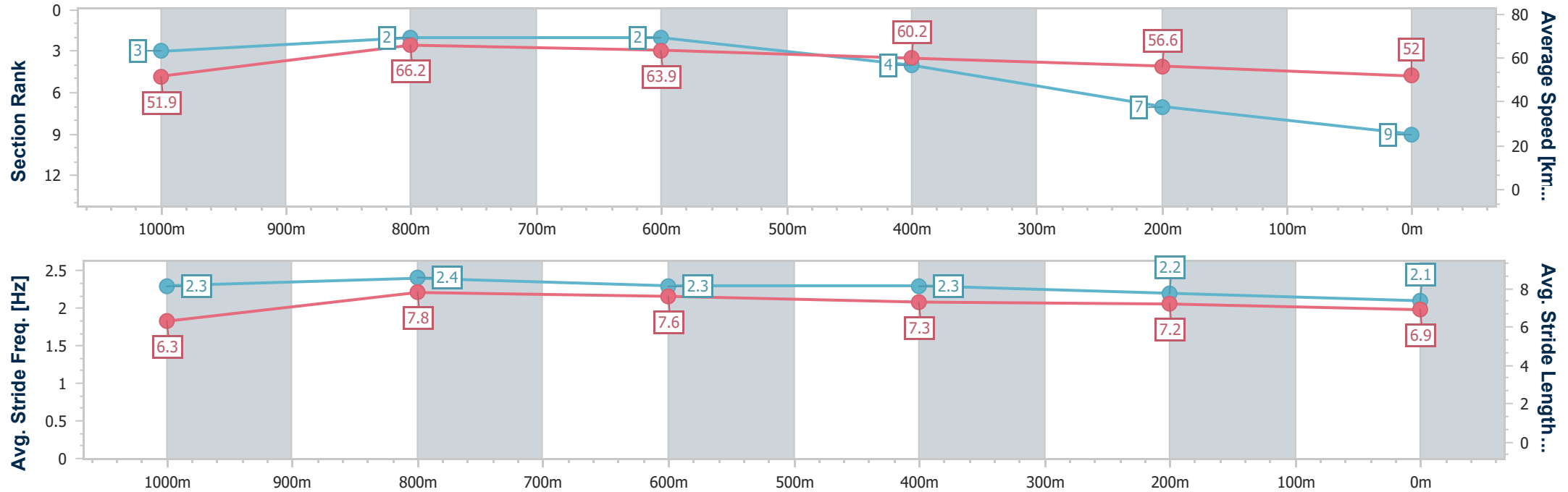
Horse/Jockey Name	Master Maurice
Final Rank	9
Fastest Section Time (Section)	0:10.91 (1000m)
Top Speed [km/h] (Section)	68.4 (Overall)
Race State	Finished



Toowoomba QLD Professional  
Race 3: K&R PLUMBING SUPPLIES BENCHMARK 70 Handicap  
- 1200m  
20 July 2024 - 18:15  
Track Rating: Good 4, Weather: Fine, Rail Position: +2m 1400m-  
1600m; +1m Remainder



Section	Overall	1000m	800m	600m	400m	200m							
Section Times	1:14.73 [9] (0:13.88)	1:00.85 [3] (0:10.91)	0:49.94 [2] (0:11.31)	0:38.63 [2] (0:12.03)	0:26.60 [4] (0:12.78)	0:13.82 [7] (0:13.82)							
Average Speed [km/h]	51.9	66.2	63.9	60.2	56.6	52.0							
Top Speed [km/h]	68.4	66.9	65.1	63.2	57.3	55.4							
Avg. Dist. to Rail [m]	6.2	1.2	1.4	1.2	0.9	0.3							
Avg. Stride Freq. [Hz]	2.3	2.4	2.3	2.3	2.2	2.1							
Avg. Stride Length [m]	6.3	7.8	7.6	7.3	7.2	6.9							





Toowoomba QLD Professional  
Race 4: MORT & CO BENCHMARK 62 Handicap - 1100m  
20 July 2024 - 18:56



Track Rating: Good 4, Weather: Fine, Rail Position: +2m 1400m-1600m; +1m Remainder

Section						Overall	1000m	800m	600m	400m	200m	Last 600m		
Field Times						1:06.86 (0:08.24)	0:58.62 (0:11.58)	0:47.04 (0:11.27)	0:35.77 (0:11.72)	0:24.05 (0:12.13)	0:11.92 (0:11.92)	0:35.77		
Rank	TAB	Horse/Jockey	Barrier	Top Speed [km/h]	Fastest Section							Margin	Distance Travelled [m]	
1	5	DEPTH CHARGE	5	64.7	0:08.66	1:06.86 [1]	0:58.20 [4]	0:46.72 [4]	0:35.37 [5]	0:23.72 [5]	0:11.79 [3]	1:06.86	0:35.37	
		Georgina Cartwright		800m	Overall	(0:08.66)	(0:11.48)	(0:11.35)	(0:11.65)	(0:11.93)	(0:11.79)			
2	3	SADDLE BOY	8	66.5	0:08.63	1:07.13 [2]	0:58.50 [3]	0:46.86 [6]	0:35.71 [4]	0:24.01 [4]	0:12.13 [2]	1.5L	0:35.71	+6
		Les Tilley		800m	Overall	(0:08.63)	(0:11.64)	(0:11.15)	(0:11.70)	(0:11.88)	(0:12.13)			
3	10	FIRST PEOPLES	12	64.8	0:08.97	1:07.29 [3]	0:58.32 [7]	0:46.83 [7]	0:35.52 [7]	0:23.91 [7]	0:12.03 [5]	2.3L	0:35.52	+4
		Wayne O'Connell		800m	Overall	(0:08.97)	(0:11.49)	(0:11.31)	(0:11.61)	(0:11.88)	(0:12.03)			
4	4	VOULAIT	2	64.8	0:08.30	1:07.55 [4]	0:59.25 [2]	0:47.73 [1]	0:36.46 [1]	0:24.74 [1]	0:12.61 [1]	3.8L	0:36.46	-1
		Darren Evans		800m	Overall	(0:08.30)	(0:11.52)	(0:11.27)	(0:11.72)	(0:12.13)	(0:12.61)			
5	11	AIRSTRIKE	4	66.1	0:08.24	1:07.92 [5]	0:59.68 [1]	0:48.02 [2]	0:36.67 [3]	0:24.95 [2]	0:12.76 [4]	5.8L	0:36.67	+5
		Madeleine Wishart		800m	Overall	(0:08.24)	(0:11.66)	(0:11.35)	(0:11.72)	(0:12.19)	(0:12.76)			
6	2	VAST KAMA	3	65.2	0:08.87	1:08.06 [6]	0:59.19 [6]	0:47.89 [5]	0:36.41 [6]	0:24.71 [6]	0:12.75 [6]	6.6L	0:36.41	-3
		Olivia Webb		1000m	Overall	(0:08.87)	(0:11.30)	(0:11.48)	(0:11.70)	(0:11.96)	(0:12.75)			
7	12	ICY ISEA	6	66.9	0:08.79	1:08.41 [7]	0:59.62 [5]	0:48.43 [3]	0:37.16 [2]	0:25.38 [3]	0:13.02 [7]	8.6L	0:37.16	+7
		Samantha Collett		1000m	Overall	(0:08.79)	(0:11.19)	(0:11.27)	(0:11.78)	(0:12.36)	(0:13.02)			
8	9	DISCERNING	1	64.7	0:09.00	1:09.45 [8]	1:00.45 [8]	0:48.90 [8]	0:37.52 [8]	0:25.52 [8]	0:13.39 [8]	14.6L	0:37.52	+2
		Justin Stanley		800m	Overall	(0:09.00)	(0:11.55)	(0:11.38)	(0:12.00)	(0:12.13)	(0:13.39)			

Scratched: Our Red Planet (#6), Smiling Zac (#7), Tattle (#8), Master Maurice (#1)



Horse/Jockey Name	Depth Charge
Final Rank	1
Fastest Section Time (Section)	0:08.66 (Overall)
Top Speed [km/h] (Section)	64.7 (800m)
Race State	Finished

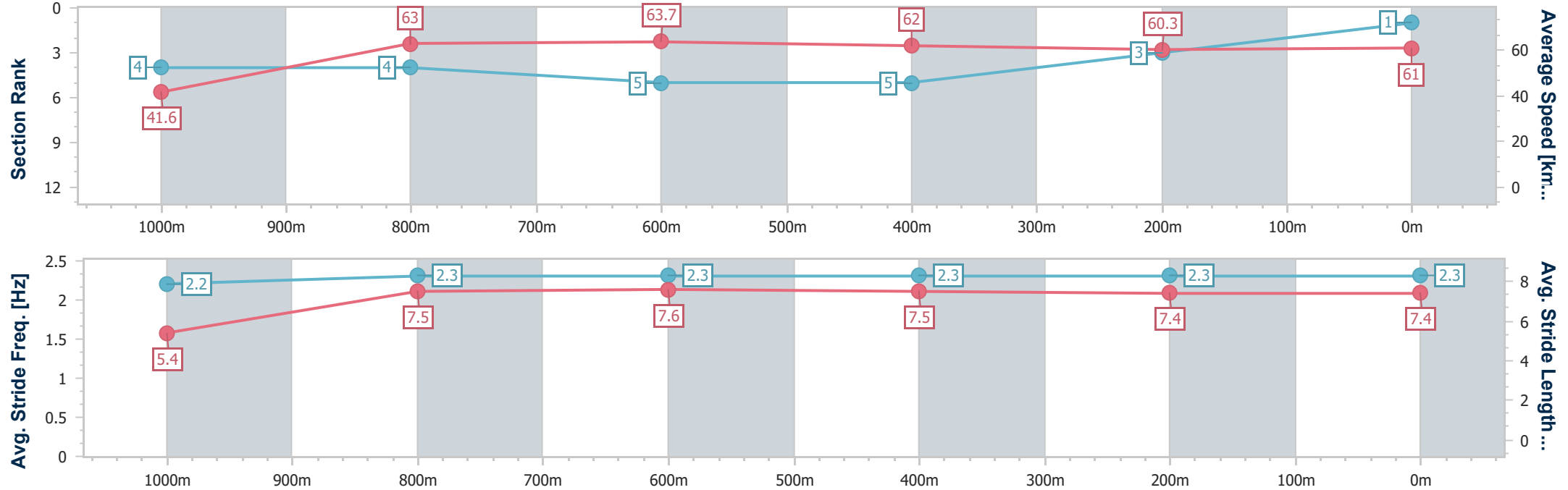


Toowoomba QLD Professional  
Race 4: MORT & CO BENCHMARK 62 Handicap - 1100m



20 July 2024 - 18:56  
Track Rating: Good 4, Weather: Fine, Rail Position: +2m 1400m-1600m; +1m Remainder

Section	Overall	1000m	800m	600m	400m	200m								
Section Times	1:06.86 [1] (0:08.66)	0:58.20 [4] (0:11.48)	0:46.72 [4] (0:11.35)	0:35.37 [5] (0:11.65)	0:23.72 [5] (0:11.93)	0:11.79 [3] (0:11.79)								
Average Speed [km/h]	41.6	63.0	63.7	62.0	60.3	61.0								
Top Speed [km/h]	62.4	64.3	64.7	64.2	61.3	61.9								
Avg. Dist. to Rail [m]	4.4	1.0	1.4	0.6	0.2	0.5								
Avg. Stride Freq. [Hz]	2.2	2.3	2.3	2.3	2.3	2.3								
Avg. Stride Length [m]	5.4	7.5	7.6	7.5	7.4	7.4								





Horse/Jockey Name	Saddle Boy
Final Rank	2
Fastest Section Time (Section)	0:08.63 (Overall)
Top Speed [km/h] (Section)	66.5 (800m)
Race State	Finished

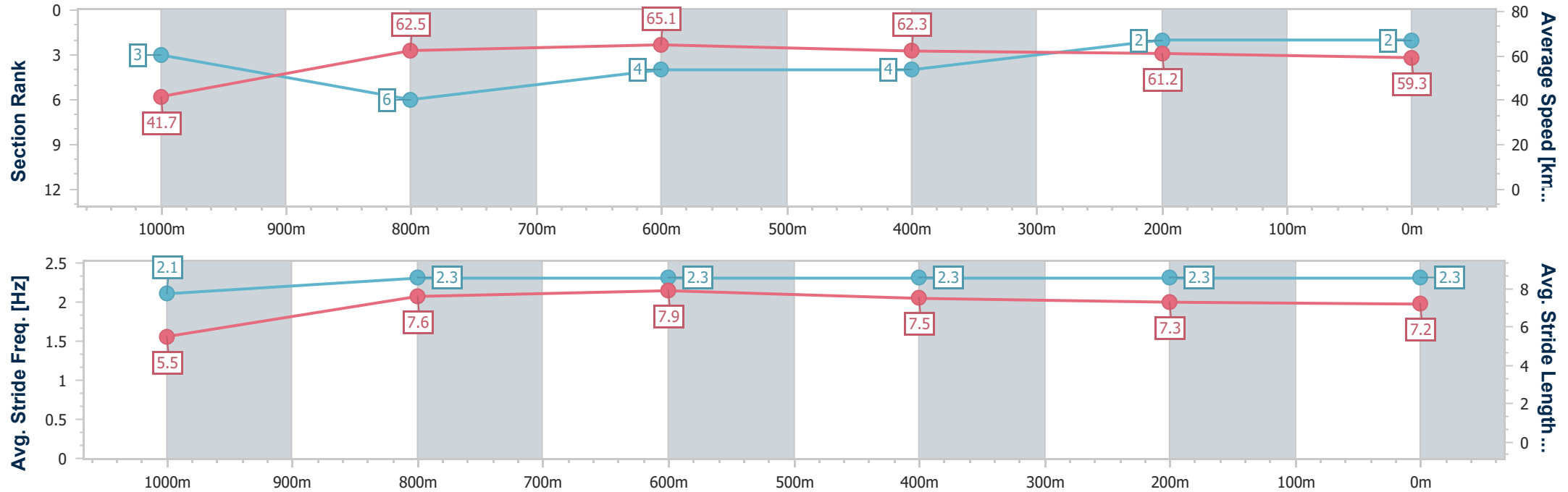


Toowoomba QLD Professional  
Race 4: MORT & CO BENCHMARK 62 Handicap - 1100m



20 July 2024 - 18:56  
Track Rating: Good 4, Weather: Fine, Rail Position: +2m 1400m-1600m; +1m Remainder

Section	Overall	1000m	800m	600m	400m	200m								
Section Times	1:07.13 [2] (0:08.63)	0:58.50 [3] (0:11.64)	0:46.86 [6] (0:11.15)	0:35.71 [4] (0:11.70)	0:24.01 [4] (0:11.88)	0:12.13 [2] (0:12.13)								
Average Speed [km/h]	41.7	62.5	65.1	62.3	61.2	59.3								
Top Speed [km/h]	59.7	65.4	66.5	64.4	62.9	61.4								
Avg. Dist. to Rail [m]	7.3	3.3	2.7	2.1	2.5	1.8								
Avg. Stride Freq. [Hz]	2.1	2.3	2.3	2.3	2.3	2.3								
Avg. Stride Length [m]	5.5	7.6	7.9	7.5	7.3	7.2								





Horse/Jockey Name	First Peoples
Final Rank	3
Fastest Section Time (Section)	0:08.97 (Overall)
Top Speed [km/h] (Section)	64.8 (800m)
Race State	Finished

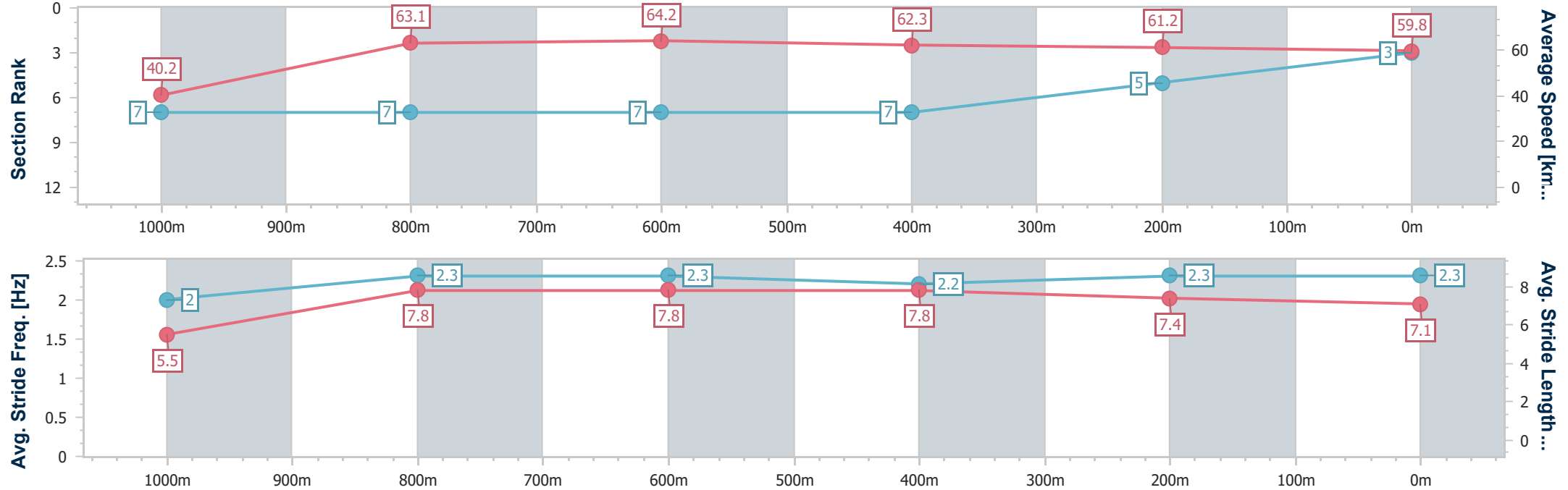


Toowoomba QLD Professional  
Race 4: MORT & CO BENCHMARK 62 Handicap - 1100m



20 July 2024 - 18:56  
Track Rating: Good 4, Weather: Fine, Rail Position: +2m 1400m-1600m; +1m Remainder

Section	Overall	1000m	800m	600m	400m	200m								
Section Times	1:07.29 [3] (0:08.97)	0:58.32 [7] (0:11.49)	0:46.83 [7] (0:11.31)	0:35.52 [7] (0:11.61)	0:23.91 [7] (0:11.88)	0:12.03 [5] (0:12.03)								
Average Speed [km/h]	40.2	63.1	64.2	62.3	61.2	59.8								
Top Speed [km/h]	59.8	64.6	64.8	64.2	61.9	61.0								
Avg. Dist. to Rail [m]	7.6	1.4	2.1	1.1	2.9	3.3								
Avg. Stride Freq. [Hz]	2.0	2.3	2.3	2.2	2.3	2.3								
Avg. Stride Length [m]	5.5	7.8	7.8	7.8	7.4	7.1								



[ ] Ranking at each section and finish  
-.-.- No data available at this section  
NA No data available



Horse/Jockey Name	Voulait
Final Rank	4
Fastest Section Time (Section)	0:08.30 (Overall)
Top Speed [km/h] (Section)	64.8 (800m)
Race State	Finished

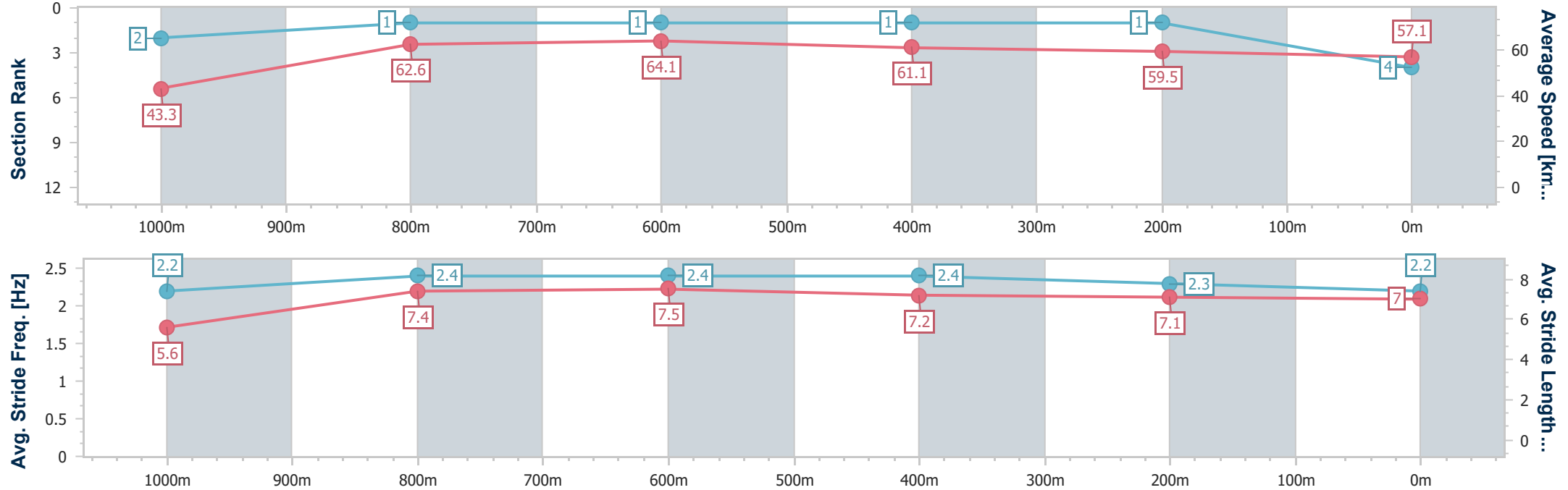


Toowoomba QLD Professional  
Race 4: MORT & CO BENCHMARK 62 Handicap - 1100m



20 July 2024 - 18:56  
Track Rating: Good 4, Weather: Fine, Rail Position: +2m 1400m-1600m; +1m Remainder

Section	Overall	1000m	800m	600m	400m	200m							
Section Times	1:07.55 [4] (0:08.30)	0:59.25 [2] (0:11.52)	0:47.73 [1] (0:11.27)	0:36.46 [1] (0:11.72)	0:24.74 [1] (0:12.13)	0:12.61 [1] (0:12.61)							
Average Speed [km/h]	43.3	62.6	64.1	61.1	59.5	57.1							
Top Speed [km/h]	61.2	63.9	64.8	63.4	60.6	58.9							
Avg. Dist. to Rail [m]	2.2	1.0	0.5	0.4	1.0	2.0							
Avg. Stride Freq. [Hz]	2.2	2.4	2.4	2.4	2.3	2.2							
Avg. Stride Length [m]	5.6	7.4	7.5	7.2	7.1	7.0							



- [ ] Ranking at each section and finish
- .-.- No data available at this section
- NA No data available



Horse/Jockey Name	Airstrike
Final Rank	5
Fastest Section Time (Section)	0:08.24 (Overall)
Top Speed [km/h] (Section)	66.1 (800m)
Race State	Finished

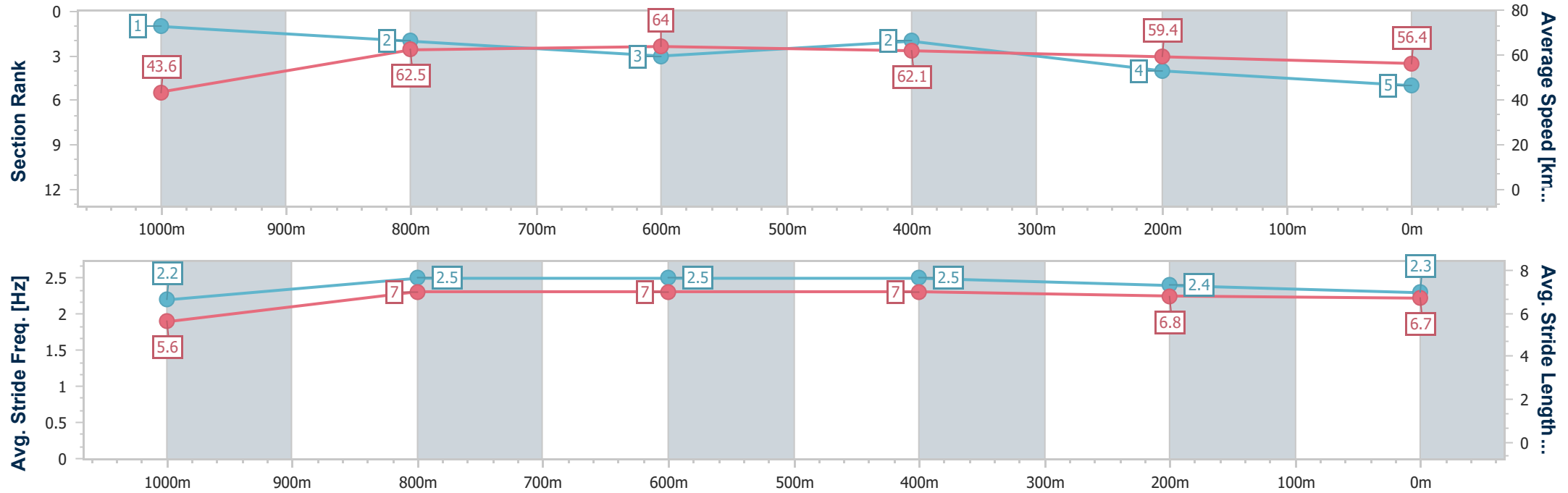


Toowoomba QLD Professional  
Race 4: MORT & CO BENCHMARK 62 Handicap - 1100m



20 July 2024 - 18:56  
Track Rating: Good 4, Weather: Fine, Rail Position: +2m 1400m-1600m; +1m Remainder

Section	Overall	1000m	800m	600m	400m	200m								
Section Times	1:07.92 [5] (0:08.24)	0:59.68 [1] (0:11.66)	0:48.02 [2] (0:11.35)	0:36.67 [3] (0:11.72)	0:24.95 [2] (0:12.19)	0:12.76 [4] (0:12.76)								
Average Speed [km/h]	43.6	62.5	64.0	62.1	59.4	56.4								
Top Speed [km/h]	59.1	65.2	66.1	63.1	60.4	58.8								
Avg. Dist. to Rail [m]	3.7	2.5	3.0	2.5	1.6	0.6								
Avg. Stride Freq. [Hz]	2.2	2.5	2.5	2.5	2.4	2.3								
Avg. Stride Length [m]	5.6	7.0	7.0	7.0	6.8	6.7								







Horse/Jockey Name	Vast Kama
Final Rank	6
Fastest Section Time (Section)	0:08.87 (Overall)
Top Speed [km/h] (Section)	65.2 (1000m)
Race State	Finished

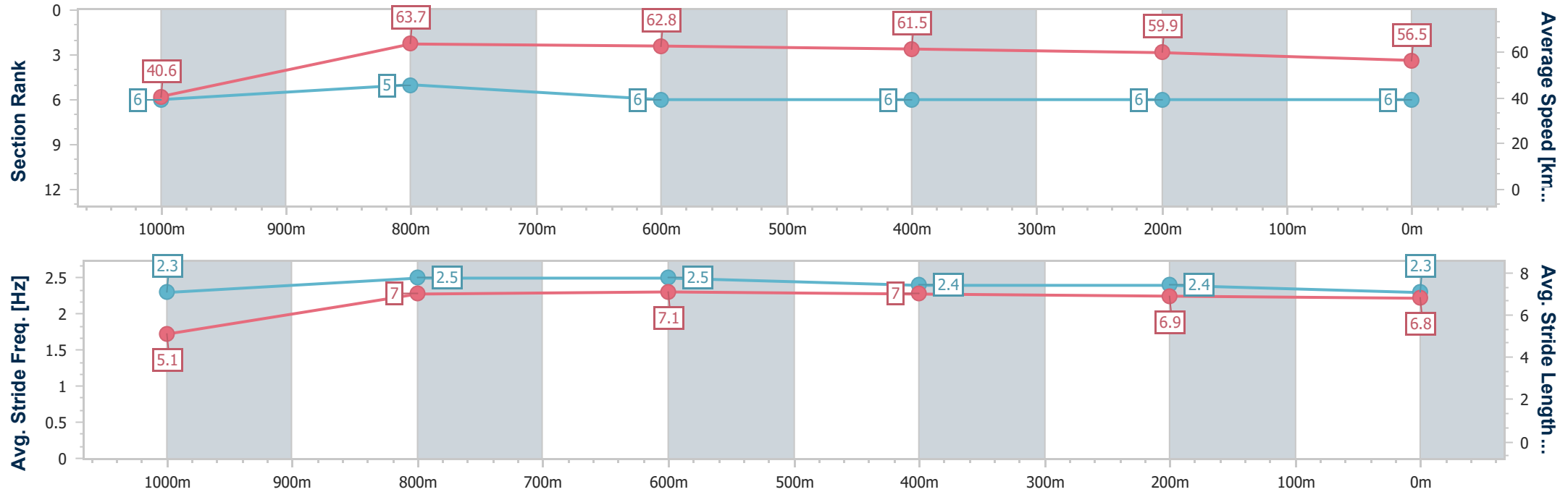


Toowoomba QLD Professional  
Race 4: MORT & CO BENCHMARK 62 Handicap - 1100m



20 July 2024 - 18:56  
Track Rating: Good 4, Weather: Fine, Rail Position: +2m 1400m-1600m; +1m Remainder

Section	Overall	1000m	800m	600m	400m	200m								
Section Times	1:08.06 [6] (0:08.87)	0:59.19 [6] (0:11.30)	0:47.89 [5] (0:11.48)	0:36.41 [6] (0:11.70)	0:24.71 [6] (0:11.96)	0:12.75 [6] (0:12.75)								
Average Speed [km/h]	40.6	63.7	62.8	61.5	59.9	56.5								
Top Speed [km/h]	64.8	65.2	64.1	62.8	61.4	58.7								
Avg. Dist. to Rail [m]	3.4	0.3	0.7	0.8	1.0	1.6								
Avg. Stride Freq. [Hz]	2.3	2.5	2.5	2.4	2.4	2.3								
Avg. Stride Length [m]	5.1	7.0	7.1	7.0	6.9	6.8								





Horse/Jockey Name	Icy Isea
Final Rank	7
Fastest Section Time (Section)	0:08.79 (Overall)
Top Speed [km/h] (Section)	66.9 (1000m)
Race State	Finished

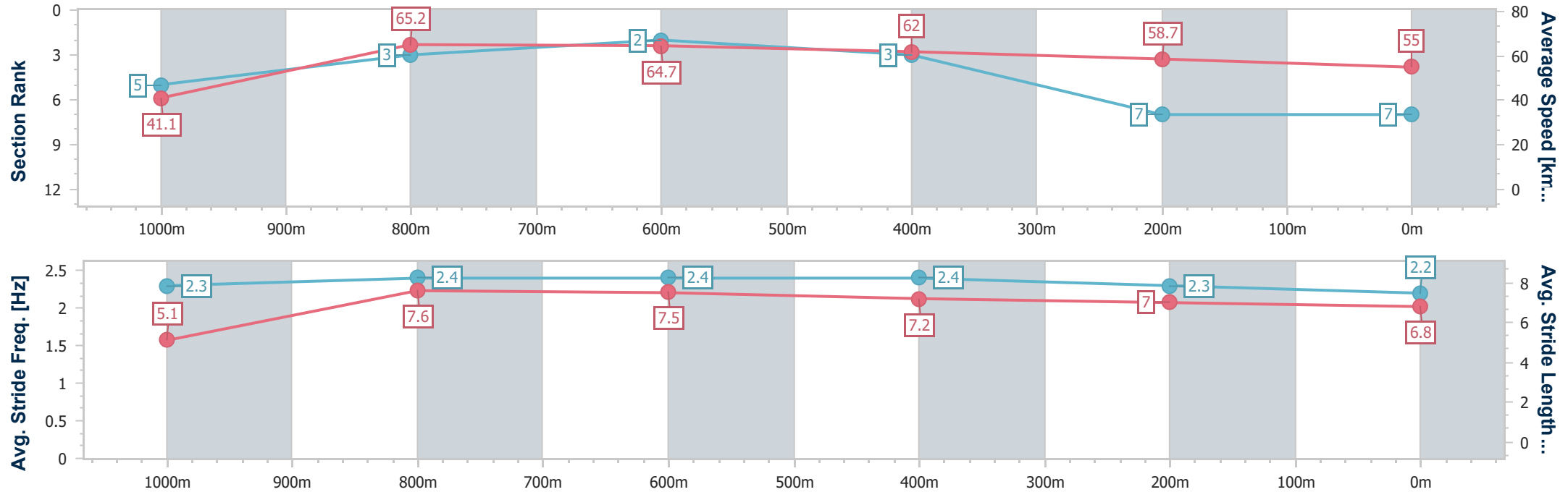


Toowoomba QLD Professional  
Race 4: MORT & CO BENCHMARK 62 Handicap - 1100m



20 July 2024 - 18:56  
Track Rating: Good 4, Weather: Fine, Rail Position: +2m 1400m-1600m; +1m Remainder

Section	Overall	1000m	800m	600m	400m	200m							
Section Times	1:08.41 [7] (0:08.79)	0:59.62 [5] (0:11.19)	0:48.43 [3] (0:11.27)	0:37.16 [2] (0:11.78)	0:25.38 [3] (0:12.36)	0:13.02 [7] (0:13.02)							
Average Speed [km/h]	41.1	65.2	64.7	62.0	58.7	55.0							
Top Speed [km/h]	61.8	66.9	66.5	63.7	61.0	56.7							
Avg. Dist. to Rail [m]	7.3	3.5	3.7	2.3	2.8	2.9							
Avg. Stride Freq. [Hz]	2.3	2.4	2.4	2.4	2.3	2.2							
Avg. Stride Length [m]	5.1	7.6	7.5	7.2	7.0	6.8							





Horse/Jockey Name	Discerning
Final Rank	8
Fastest Section Time (Section)	0:09.00 (Overall)
Top Speed [km/h] (Section)	64.7 (800m)
Race State	Finished

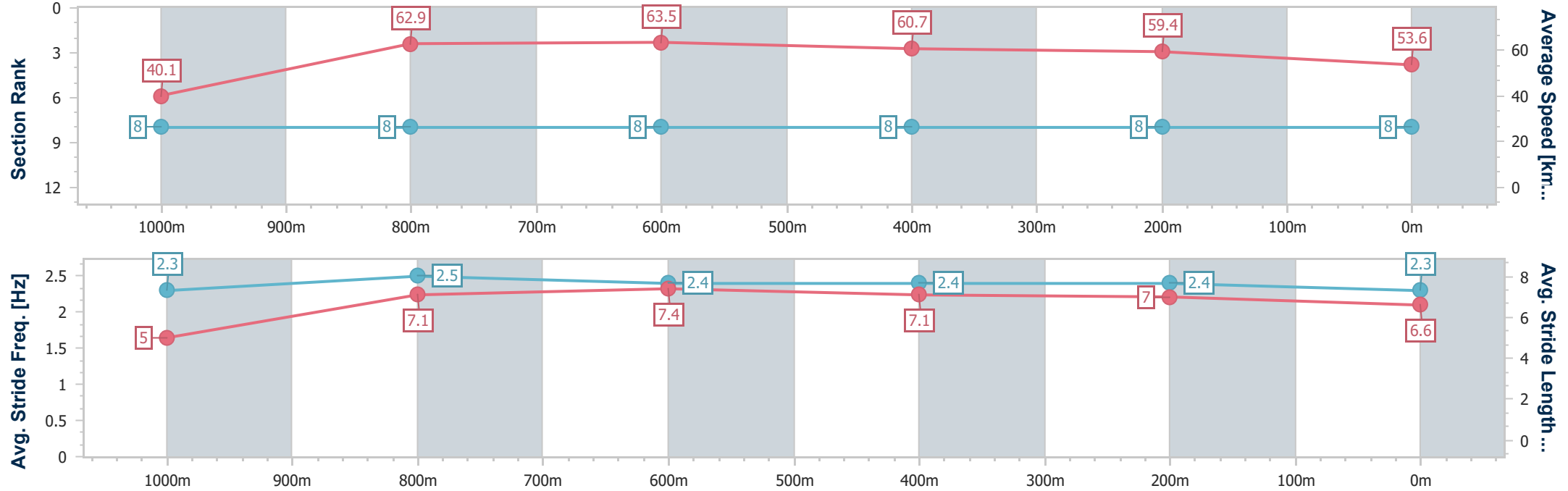


Toowoomba QLD Professional  
Race 4: MORT & CO BENCHMARK 62 Handicap - 1100m



20 July 2024 - 18:56  
Track Rating: Good 4, Weather: Fine, Rail Position: +2m 1400m-1600m; +1m Remainder

Section	Overall	1000m	800m	600m	400m	200m								
Section Times	1:09.45 [8] (0:09.00)	1:00.45 [8] (0:11.55)	0:48.90 [8] (0:11.38)	0:37.52 [8] (0:12.00)	0:25.52 [8] (0:12.13)	0:13.39 [8] (0:13.39)								
Average Speed [km/h]	40.1	62.9	63.5	60.7	59.4	53.6								
Top Speed [km/h]	61.0	64.2	64.7	62.4	60.2	59.2								
Avg. Dist. to Rail [m]	3.4	2.1	1.8	1.5	1.0	0.5								
Avg. Stride Freq. [Hz]	2.3	2.5	2.4	2.4	2.4	2.3								
Avg. Stride Length [m]	5.0	7.1	7.4	7.1	7.0	6.6								





Toowoomba QLD Professional  
Race 5: PLATINUM GLASS & SECURITY BENCHMARK 62 Handicap -  
1890m  
20 July 2024 - 19:30



Track Rating: Good 4, Weather: Fine, Rail Position: +2m 1400m-1600m; +1m Remainder

Section						Overall	1600m	1400m	1200m	1000m	800m	600m	Last 600m	
Field Times						2:00.74 (0:21.12)	1:39.62 (0:11.18)	1:28.44 (0:11.67)	1:16.77 (0:12.09)	1:04.68 (0:12.78)	0:51.90 (0:12.37)	0:39.53 (0:12.72)	0:39.53	
Rank	TAB	Horse/Jockey	Barrier	Top Speed [km/h]	Fastest Section									Distance Travelled [m]
1	5	KNEZE	10	65.5	0:11.14	2:00.74 [1]	1:39.44 [2]	1:28.30 [2]	1:16.58 [2]	1:04.52 [2]	0:51.89 [2]	0:39.53 [1]	0:39.53	
		Shania Willis		1400m	1600m	(0:21.30)	(0:11.14)	(0:11.72)	(0:12.06)	(0:12.63)	(0:12.36)	(0:12.72)		
2	7	DROP THE PILOT	8	66.4	0:11.14	2:00.81 [2]	1:38.62 [7]	1:27.48 [7]	1:16.01 [6]	1:04.03 [7]	0:51.63 [5]	0:39.18 [4]	0:39.18	+3
		Stacey Callow		1400m	1600m	(0:22.19)	(0:11.14)	(0:11.47)	(0:11.98)	(0:12.40)	(0:12.45)	(0:12.74)		
3	4	ARCHER'S GAME	5	65.4	0:11.31	2:00.90 [3]	1:38.64 [8]	1:27.33 [8]	1:15.82 [10]	1:03.82 [9]	0:51.19 [10]	0:38.72 [7]	0:38.72	+5
		Dylan Bennett		1600m	1600m	(0:22.26)	(0:11.31)	(0:11.51)	(0:12.00)	(0:12.63)	(0:12.47)	(0:12.73)		
4	11	ROYAL GEORGE	9	67.5	0:11.26	2:01.51 [4]	1:39.15 [10]	1:27.89 [10]	1:16.49 [8]	1:04.84 [5]	0:52.49 [4]	0:40.10 [3]	0:40.10	+13
		Olivia Webb		1400m	1600m	(0:22.36)	(0:11.26)	(0:11.40)	(0:11.65)	(0:12.35)	(0:12.39)	(0:13.02)		
5	9	ZOU ZOUAMORE	1	65.4	0:10.94	2:01.67 [5]	1:40.12 [3]	1:29.18 [3]	1:17.37 [3]	1:05.28 [3]	0:52.48 [6]	0:39.98 [5]	0:39.98	-6
		Nozi Tomizawa		1600m	1600m	(0:21.55)	(0:10.94)	(0:11.81)	(0:12.09)	(0:12.80)	(0:12.50)	(0:12.96)		
6	6	OVERSEAS	4	66.4	0:11.14	2:01.96 [6]	1:40.05 [5]	1:28.91 [5]	1:17.08 [7]	1:05.10 [8]	0:52.53 [8]	0:39.69 [8]	0:39.69	+8
		Madeleine Wishart		1600m	1600m	(0:21.91)	(0:11.14)	(0:11.83)	(0:11.98)	(0:12.57)	(0:12.84)	(0:12.89)		
7	8	BRAVE BOY	7	66.1	0:11.31	2:02.41 [7]	1:40.11 [9]	1:28.80 [9]	1:17.35 [9]	1:05.33 [10]	0:52.72 [9]	0:40.10 [9]	0:40.10	+2
		Georgina Cartwright		1600m	1600m	(0:22.30)	(0:11.31)	(0:11.45)	(0:12.02)	(0:12.61)	(0:12.62)	(0:13.14)		
8	3	DEL CAMPO	2	66.1	0:11.06	2:02.75 [8]	1:41.14 [4]	1:30.08 [4]	1:18.35 [4]	1:06.28 [4]	0:53.80 [3]	0:41.35 [2]	0:41.35	+1
		Amy Graham		Overall	1600m	(0:21.61)	(0:11.06)	(0:11.73)	(0:12.07)	(0:12.48)	(0:12.45)	(0:13.11)		
9	2	ZOOMURUDI	11	66.1	0:11.25	2:02.77 [9]	1:40.23 [11]	1:28.98 [11]	1:17.53 [11]	1:05.48 [11]	0:52.89 [11]	0:40.33 [11]	0:40.33	+0
		Les Tilley		1600m	1600m	(0:22.54)	(0:11.25)	(0:11.45)	(0:12.05)	(0:12.59)	(0:12.56)	(0:13.01)		
10	10	INDENTED HEAD	3	66.2	0:11.18	2:04.52 [10]	1:43.40 [1]	1:32.22 [1]	1:20.55 [1]	1:08.46 [1]	0:55.68 [1]	0:42.69 [6]	0:42.69	-9
		Anthony Allen		Overall	1600m	(0:21.12)	(0:11.18)	(0:11.67)	(0:12.09)	(0:12.78)	(0:12.99)	(0:13.58)		



Toowoomba QLD Professional  
Race 5: PLATINUM GLASS & SECURITY BENCHMARK 62 Handicap -  
1890m  
20 July 2024 - 19:30



Track Rating: Good 4, Weather: Fine, Rail Position: +2m 1400m-1600m; +1m Remainder

Section					Overall	1600m	1400m	1200m	1000m	800m	600m	Last 600m		
Field Times					2:00.74 (0:21.12)	1:39.62 (0:11.18)	1:28.44 (0:11.67)	1:16.77 (0:12.09)	1:04.68 (0:12.78)	0:51.90 (0:12.37)	0:39.53 (0:12.72)	0:39.53		
Rank	TAB	Horse/Jockey	Barrier	Top Speed [km/h]	Fastest Section									Distance Travelled [m]
11	1	TEA LEAVES	6	66.6	0:11.11	2:05.57 [11]	1:43.45 [6]	1:32.34 [6]	1:20.82 [5]	1:08.84 [6]	0:56.16 [7]	0:43.23 [10]	0:43.23	-6
		Paul Hamblin		1600m	1600m	(0:22.12)	(0:11.11)	(0:11.52)	(0:11.98)	(0:12.68)	(0:12.93)	(0:13.76)		



Toowoomba QLD Professional  
Race 5: PLATINUM GLASS & SECURITY BENCHMARK 62 Handicap -  
1890m  
20 July 2024 - 19:30



Track Rating: Good 4, Weather: Fine, Rail Position: +2m 1400m-1600m; +1m Remainder

Section		400m		200m		Last 600m			
Field Times		0:26.81 (0:13.23)		0:13.58 (0:13.58)		0:39.53			
Rank	TAB	Horse/Jockey	Barrier	Top Speed [km/h]	Fastest Section	Margin		Distance Travelled [m]	
1	5	KNEZE	10	65.5	0:11.14	0:26.81 [1]	0:13.58 [1]	2:00.74	0:39.53
		Shania Willis		1400m	1600m	(0:13.23)	(0:13.58)		
2	7	DROP THE PILOT	8	66.4	0:11.14	0:26.44 [2]	0:13.15 [2]	0.3L	0:39.18 +3
		Stacey Callow		1400m	1600m	(0:13.29)	(0:13.15)		
3	4	ARCHER'S GAME	5	65.4	0:11.31	0:25.99 [6]	0:12.88 [4]	0.8L	0:38.72 +5
		Dylan Bennett		1600m	1600m	(0:13.11)	(0:12.88)		
4	11	ROYAL GEORGE	9	67.5	0:11.26	0:27.08 [3]	0:13.44 [5]	4.3L	0:40.10 +13
		Olivia Webb		1400m	1600m	(0:13.64)	(0:13.44)		
5	9	ZOU ZOUAMORE	1	65.4	0:10.94	0:27.02 [5]	0:13.69 [3]	5.1L	0:39.98 -6
		Nozi Tomizawa		1600m	1600m	(0:13.33)	(0:13.69)		
6	6	OVERSEAS	4	66.4	0:11.14	0:26.80 [7]	0:13.38 [7]	6.6L	0:39.69 +8
		Madeleine Wishart		1600m	1600m	(0:13.42)	(0:13.38)		
7	8	BRAVE BOY	7	66.1	0:11.31	0:26.96 [9]	0:13.65 [8]	9.1L	0:40.10 +2
		Georgina Cartwright		1600m	1600m	(0:13.31)	(0:13.65)		
8	3	DEL CAMPO	2	66.1	0:11.06	0:28.24 [4]	0:14.40 [6]	11.1L	0:41.35 +1
		Amy Graham		Overall	1600m	(0:13.84)	(0:14.40)		
9	2	ZOOMURUDI	11	66.1	0:11.25	0:27.32 [10]	0:13.99 [9]	11.2L	0:40.33 +0
		Les Tilley		1600m	1600m	(0:13.33)	(0:13.99)		
10	10	INDENTED HEAD	3	66.2	0:11.18	0:29.11 [8]	0:14.82 [10]	21.5L	0:42.69 -9
		Anthony Allen		Overall	1600m	(0:14.29)	(0:14.82)		



Toowoomba QLD Professional  
Race 5: PLATINUM GLASS & SECURITY BENCHMARK 62 Handicap -  
1890m  
20 July 2024 - 19:30



Track Rating: Good 4, Weather: Fine, Rail Position: +2m 1400m-1600m; +1m Remainder

Section		400m		200m		Last 600m	
Field Times		0:26.81 (0:13.23)		0:13.58 (0:13.58)		0:39.53	
Rank	TAB Horse/Jockey	Barrier	Top Speed [km/h]	Fastest Section	Margin		Distance Travelled [m]
11	1 TEA LEAVES	6	66.6	0:11.11	0:29.47 [11]	0:15.08 [11]	27.5L
	Paul Hamblin		1600m	1600m	(0:14.39)	(0:15.08)	0:43.23 -6



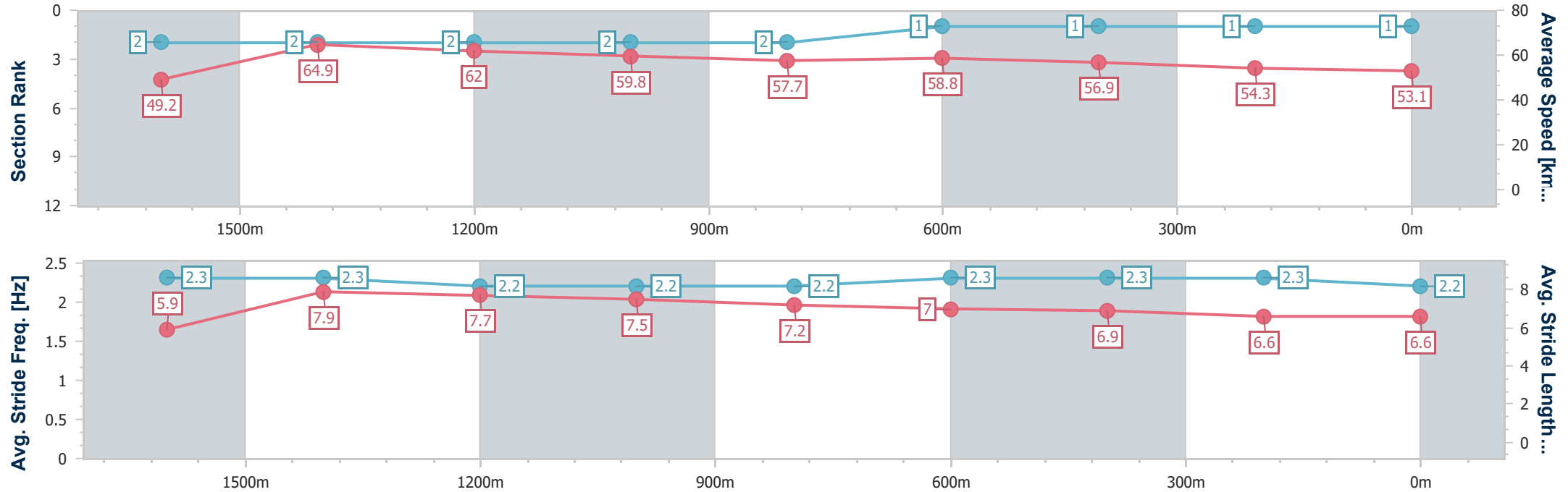
Horse/Jockey Name	Kneze
Final Rank	1
Fastest Section Time (Section)	0:11.14 (1600m)
Top Speed [km/h] (Section)	65.5 (1400m)
Race State	Finished



Toowoomba QLD Professional  
Race 5: PLATINUM GLASS & SECURITY BENCHMARK 62  
Handicap - 1890m  
20 July 2024 - 19:30  
Track Rating: Good 4, Weather: Fine, Rail Position: +2m 1400m-  
1600m; +1m Remainder



Section	Overall	1600m	1400m	1200m	1000m	800m	600m	400m	200m				
Section Times	2:00.74 [1] (0:21.30)	1:39.44 [2] (0:11.14)	1:28.30 [2] (0:11.72)	1:16.58 [2] (0:12.06)	1:04.52 [2] (0:12.63)	0:51.89 [2] (0:12.36)	0:39.53 [1] (0:12.72)	0:26.81 [1] (0:13.23)	0:13.58 [1] (0:13.58)				
Average Speed [km/h]	49.2	64.9	62.0	59.8	57.7	58.8	56.9	54.3	53.1				
Top Speed [km/h]	65.4	65.5	65.5	61.6	58.0	59.9	58.5	55.3	53.9				
Avg. Dist. to Rail [m]	6.0	0.7	2.3	2.6	2.7	2.7	1.1	0.1	0.3				
Avg. Stride Freq. [Hz]	2.3	2.3	2.2	2.2	2.2	2.3	2.3	2.3	2.2				
Avg. Stride Length [m]	5.9	7.9	7.7	7.5	7.2	7.0	6.9	6.6	6.6				







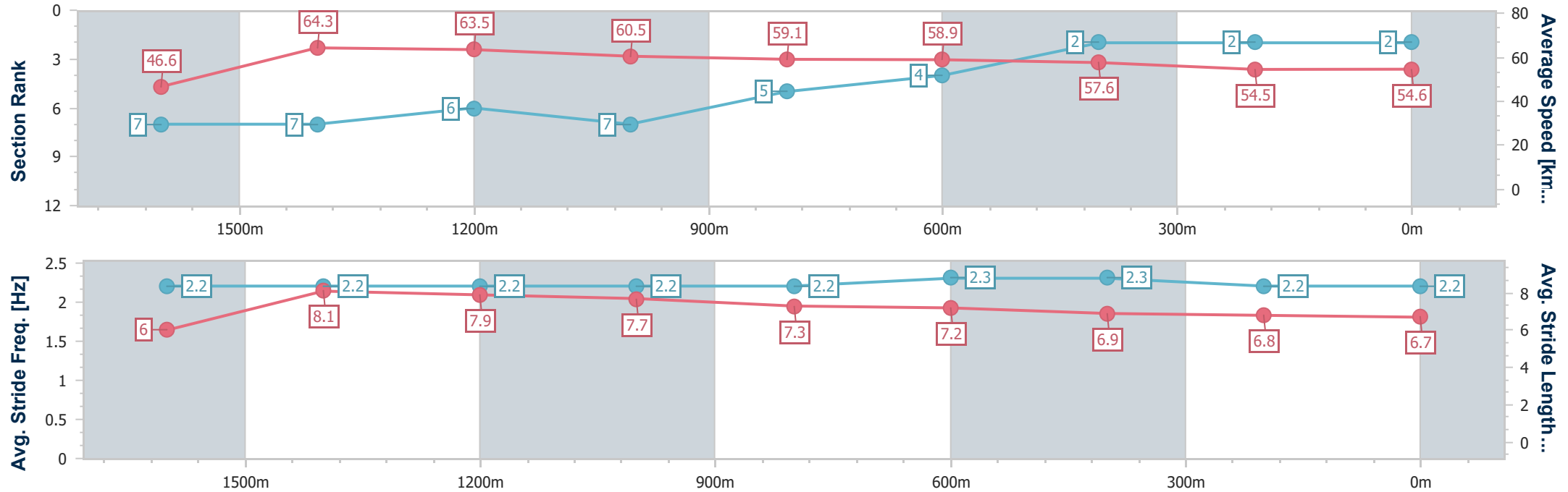
Horse/Jockey Name	Drop The Pilot
Final Rank	2
Fastest Section Time (Section)	0:11.14 (1600m)
Top Speed [km/h] (Section)	66.4 (1400m)
Race State	Finished



Toowoomba QLD Professional  
Race 5: PLATINUM GLASS & SECURITY BENCHMARK 62  
Handicap - 1890m  
20 July 2024 - 19:30  
Track Rating: Good 4, Weather: Fine, Rail Position: +2m 1400m-  
1600m; +1m Remainder



Section	Overall	1600m	1400m	1200m	1000m	800m	600m	400m	200m				
Section Times	2:00.81 [2] (0:22.19)	1:38.62 [7] (0:11.14)	1:27.48 [7] (0:11.47)	1:16.01 [6] (0:11.98)	1:04.03 [7] (0:12.40)	0:51.63 [5] (0:12.45)	0:39.18 [4] (0:12.74)	0:26.44 [2] (0:13.29)	0:13.15 [2] (0:13.15)				
Average Speed [km/h]	46.6	64.3	63.5	60.5	59.1	58.9	57.6	54.5	54.6				
Top Speed [km/h]	63.3	66.2	66.4	61.1	60.0	59.9	58.5	55.4	55.0				
Avg. Dist. to Rail [m]	5.4	1.7	2.6	4.6	4.8	5.8	3.9	1.4	3.5				
Avg. Stride Freq. [Hz]	2.2	2.2	2.2	2.2	2.2	2.3	2.3	2.2	2.2				
Avg. Stride Length [m]	6.0	8.1	7.9	7.7	7.3	7.2	6.9	6.8	6.7				





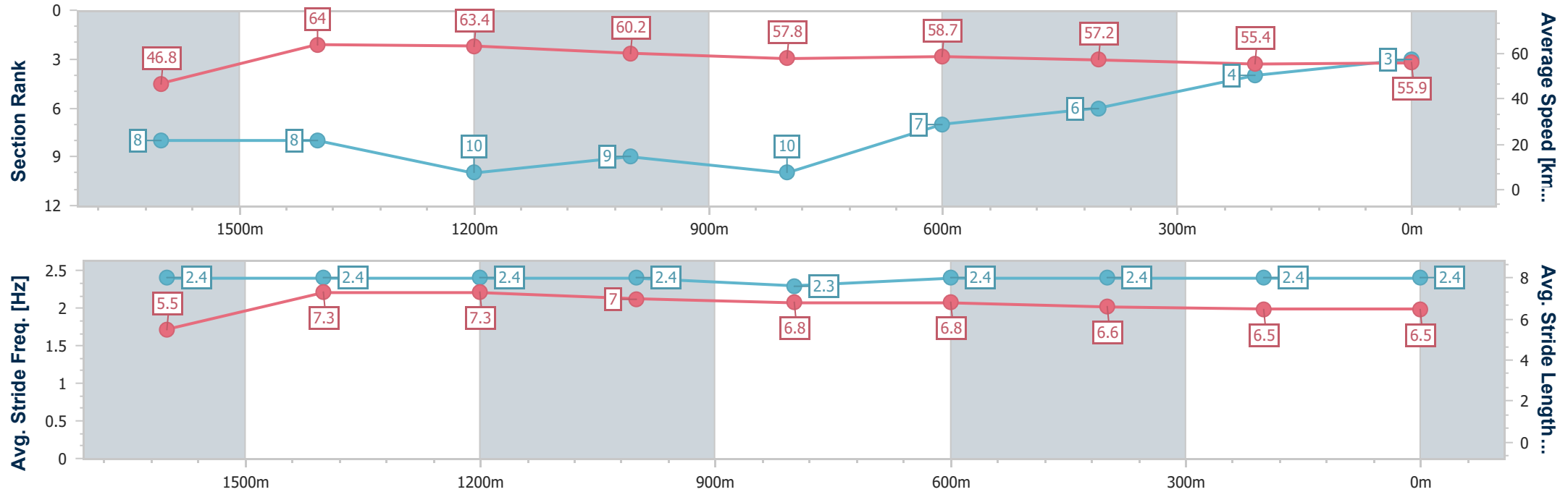
Horse/Jockey Name	Archer's Game
Final Rank	3
Fastest Section Time (Section)	0:11.31 (1600m)
Top Speed [km/h] (Section)	65.4 (1600m)
Race State	Finished



Toowoomba QLD Professional  
Race 5: PLATINUM GLASS & SECURITY BENCHMARK 62  
Handicap - 1890m  
20 July 2024 - 19:30  
Track Rating: Good 4, Weather: Fine, Rail Position: +2m 1400m-  
1600m; +1m Remainder



Section	Overall	1600m	1400m	1200m	1000m	800m	600m	400m	200m				
Section Times	2:00.90 [3] (0:22.26)	1:38.64 [8] (0:11.31)	1:27.33 [8] (0:11.51)	1:15.82 [10] (0:12.00)	1:03.82 [9] (0:12.63)	0:51.19 [10] (0:12.47)	0:38.72 [7] (0:12.73)	0:25.99 [6] (0:13.11)	0:12.88 [4] (0:12.88)				
Average Speed [km/h]	46.8	64.0	63.4	60.2	57.8	58.7	57.2	55.4	55.9				
Top Speed [km/h]	62.9	65.4	65.4	61.4	59.0	59.8	59.7	57.1	57.1				
Avg. Dist. to Rail [m]	5.4	1.1	2.9	3.9	3.8	4.3	2.8	2.6	5.4				
Avg. Stride Freq. [Hz]	2.4	2.4	2.4	2.4	2.3	2.4	2.4	2.4	2.4				
Avg. Stride Length [m]	5.5	7.3	7.3	7.0	6.8	6.8	6.6	6.5	6.5				





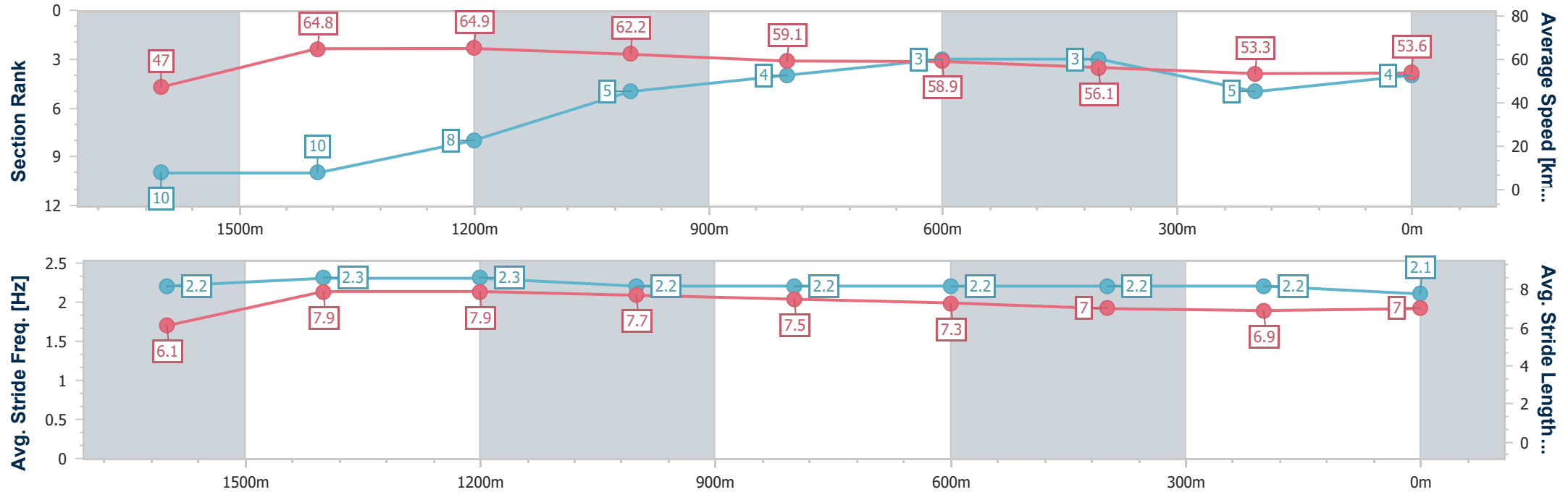
Horse/Jockey Name	Royal George
Final Rank	4
Fastest Section Time (Section)	0:11.26 (1600m)
Top Speed [km/h] (Section)	67.5 (1400m)
Race State	Finished



Toowoomba QLD Professional  
Race 5: PLATINUM GLASS & SECURITY BENCHMARK 62  
Handicap - 1890m  
20 July 2024 - 19:30  
Track Rating: Good 4, Weather: Fine, Rail Position: +2m 1400m-  
1600m; +1m Remainder



Section	Overall	1600m	1400m	1200m	1000m	800m	600m	400m	200m			
Section Times	2:01.51 [4] (0:22.36)	1:39.15 [10] (0:11.26)	1:27.89 [10] (0:11.40)	1:16.49 [8] (0:11.65)	1:04.84 [5] (0:12.35)	0:52.49 [4] (0:12.39)	0:40.10 [3] (0:13.02)	0:27.08 [3] (0:13.64)	0:13.44 [5] (0:13.44)			
Average Speed [km/h]	47.0	64.8	64.9	62.2	59.1	58.9	56.1	53.3	53.6			
Top Speed [km/h]	63.4	67.4	67.5	64.1	60.1	60.6	58.9	54.4	54.7			
Avg. Dist. to Rail [m]	6.3	4.0	4.9	4.9	3.7	4.8	3.4	2.2	1.9			
Avg. Stride Freq. [Hz]	2.2	2.3	2.3	2.2	2.2	2.2	2.2	2.2	2.1			
Avg. Stride Length [m]	6.1	7.9	7.9	7.7	7.5	7.3	7.0	6.9	7.0			





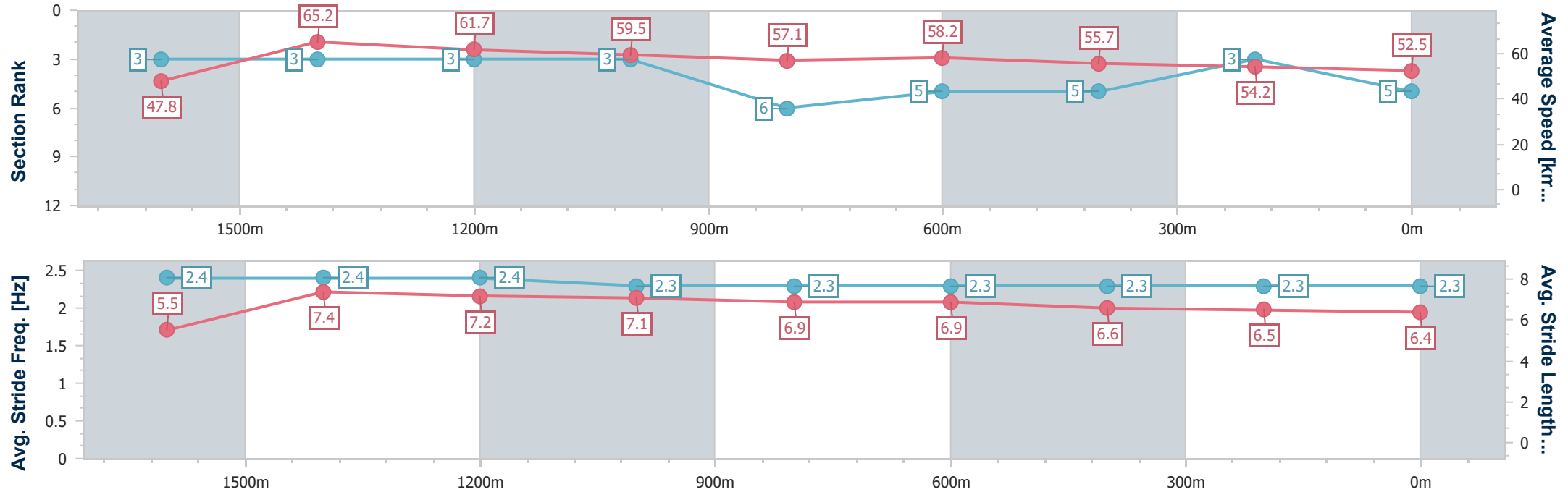
Horse/Jockey Name	Zou Zouamore
Final Rank	5
Fastest Section Time (Section)	0:10.94 (1600m)
Top Speed [km/h] (Section)	65.4 (1600m)
Race State	Finished



Toowoomba QLD Professional  
Race 5: PLATINUM GLASS & SECURITY BENCHMARK 62  
Handicap - 1890m  
20 July 2024 - 19:30  
Track Rating: Good 4, Weather: Fine, Rail Position: +2m 1400m-  
1600m; +1m Remainder



Section	Overall	1600m	1400m	1200m	1000m	800m	600m	400m	200m				
Section Times	2:01.67 [5] (0:21.55)	1:40.12 [3] (0:10.94)	1:29.18 [3] (0:11.81)	1:17.37 [3] (0:12.09)	1:05.28 [3] (0:12.80)	0:52.48 [6] (0:12.50)	0:39.98 [5] (0:12.96)	0:27.02 [5] (0:13.33)	0:13.69 [3] (0:13.69)				
Average Speed [km/h]	47.8	65.2	61.7	59.5	57.1	58.2	55.7	54.2	52.5				
Top Speed [km/h]	65.3	65.4	64.0	61.0	57.2	59.1	59.2	55.4	54.4				
Avg. Dist. to Rail [m]	6.1	1.8	1.6	2.9	3.3	3.3	1.1	1.6	5.4				
Avg. Stride Freq. [Hz]	2.4	2.4	2.4	2.3	2.3	2.3	2.3	2.3	2.3				
Avg. Stride Length [m]	5.5	7.4	7.2	7.1	6.9	6.9	6.6	6.5	6.4				





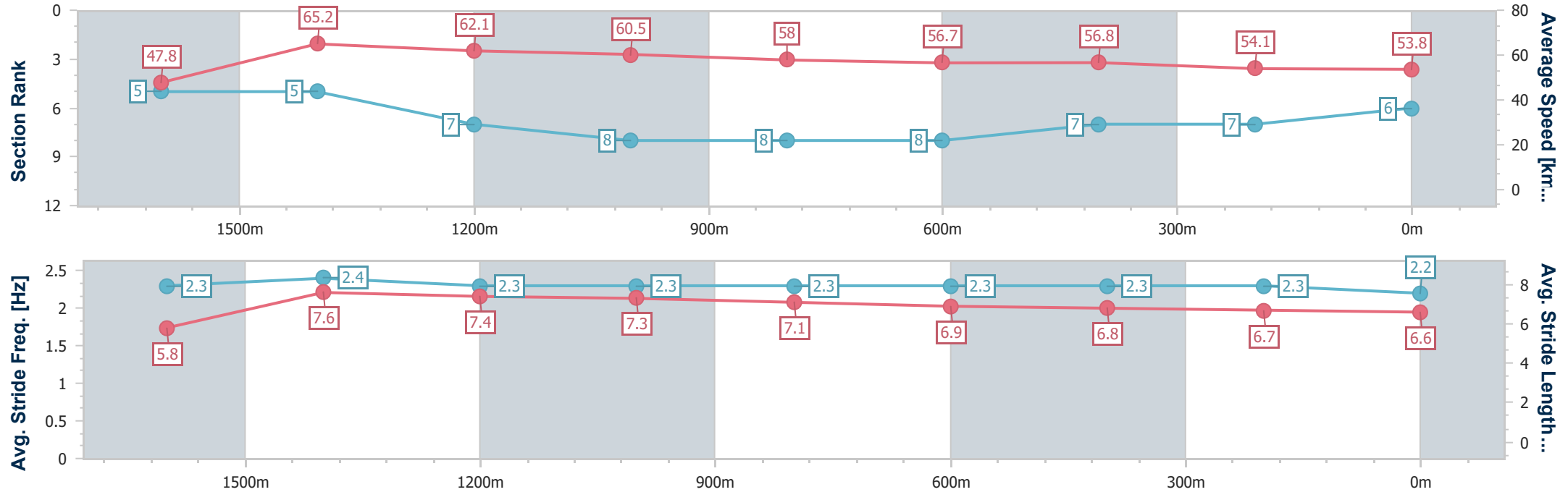
Horse/Jockey Name	Overseas
Final Rank	6
Fastest Section Time (Section)	0:11.14 (1600m)
Top Speed [km/h] (Section)	66.4 (1600m)
Race State	Finished



Toowoomba QLD Professional  
Race 5: PLATINUM GLASS & SECURITY BENCHMARK 62  
Handicap - 1890m  
20 July 2024 - 19:30  
Track Rating: Good 4, Weather: Fine, Rail Position: +2m 1400m-  
1600m; +1m Remainder



Section	Overall	1600m	1400m	1200m	1000m	800m	600m	400m	200m				
Section Times	2:01.96 [6] (0:21.91)	1:40.05 [5] (0:11.14)	1:28.91 [5] (0:11.83)	1:17.08 [7] (0:11.98)	1:05.10 [8] (0:12.57)	0:52.53 [8] (0:12.84)	0:39.69 [8] (0:12.89)	0:26.80 [7] (0:13.42)	0:13.38 [7] (0:13.38)				
Average Speed [km/h]	47.8	65.2	62.1	60.5	58.0	56.7	56.8	54.1	53.8				
Top Speed [km/h]	66.1	66.4	64.6	61.8	59.4	58.1	58.3	55.2	55.2				
Avg. Dist. to Rail [m]	7.2	2.1	4.2	3.8	3.6	3.8	2.8	2.7	2.7				
Avg. Stride Freq. [Hz]	2.3	2.4	2.3	2.3	2.3	2.3	2.3	2.3	2.2				
Avg. Stride Length [m]	5.8	7.6	7.4	7.3	7.1	6.9	6.8	6.7	6.6				





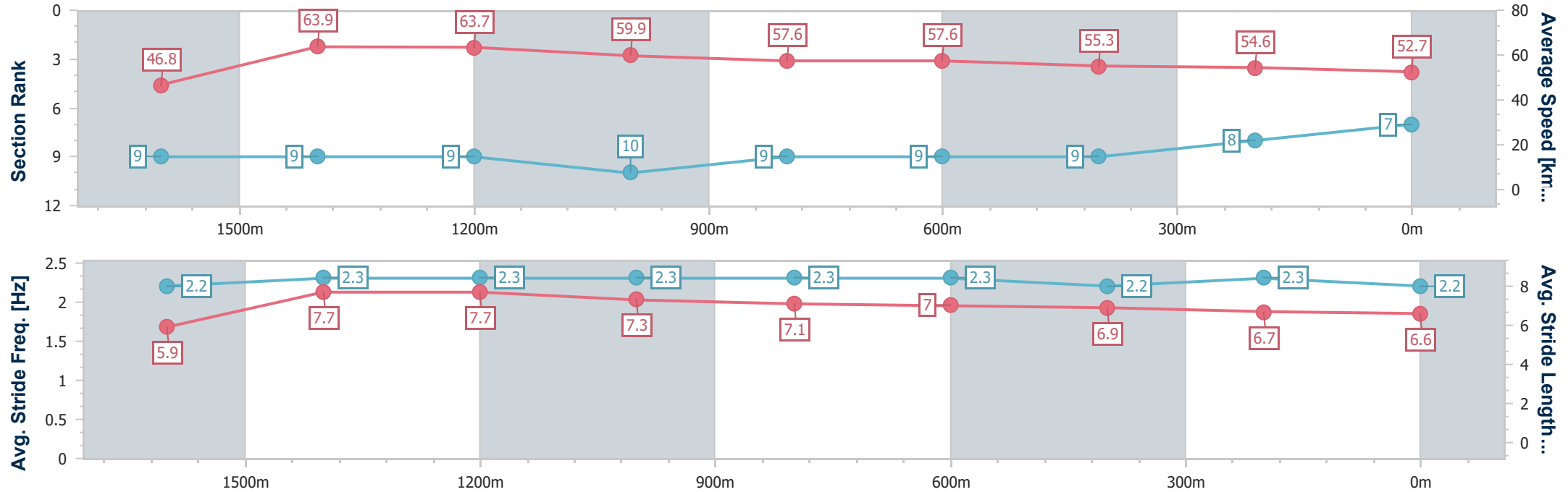
Horse/Jockey Name	Brave Boy
Final Rank	7
Fastest Section Time (Section)	0:11.31 (1600m)
Top Speed [km/h] (Section)	66.1 (1600m)
Race State	Finished



Toowoomba QLD Professional  
Race 5: PLATINUM GLASS & SECURITY BENCHMARK 62  
Handicap - 1890m  
20 July 2024 - 19:30  
Track Rating: Good 4, Weather: Fine, Rail Position: +2m 1400m-  
1600m; +1m Remainder



Section	Overall	1600m	1400m	1200m	1000m	800m	600m	400m	200m				
Section Times	2:02.41 [7] (0:22.30)	1:40.11 [9] (0:11.31)	1:28.80 [9] (0:11.45)	1:17.35 [9] (0:12.02)	1:05.33 [10] (0:12.61)	0:52.72 [9] (0:12.62)	0:40.10 [9] (0:13.14)	0:26.96 [9] (0:13.31)	0:13.65 [8] (0:13.65)				
Average Speed [km/h]	46.8	63.9	63.7	59.9	57.6	57.6	55.3	54.6	52.7				
Top Speed [km/h]	63.8	66.1	66.0	60.7	59.3	58.5	57.4	55.5	55.0				
Avg. Dist. to Rail [m]	5.1	0.9	2.3	2.5	2.6	2.8	1.8	3.0	4.1				
Avg. Stride Freq. [Hz]	2.2	2.3	2.3	2.3	2.3	2.3	2.2	2.3	2.2				
Avg. Stride Length [m]	5.9	7.7	7.7	7.3	7.1	7.0	6.9	6.7	6.6				





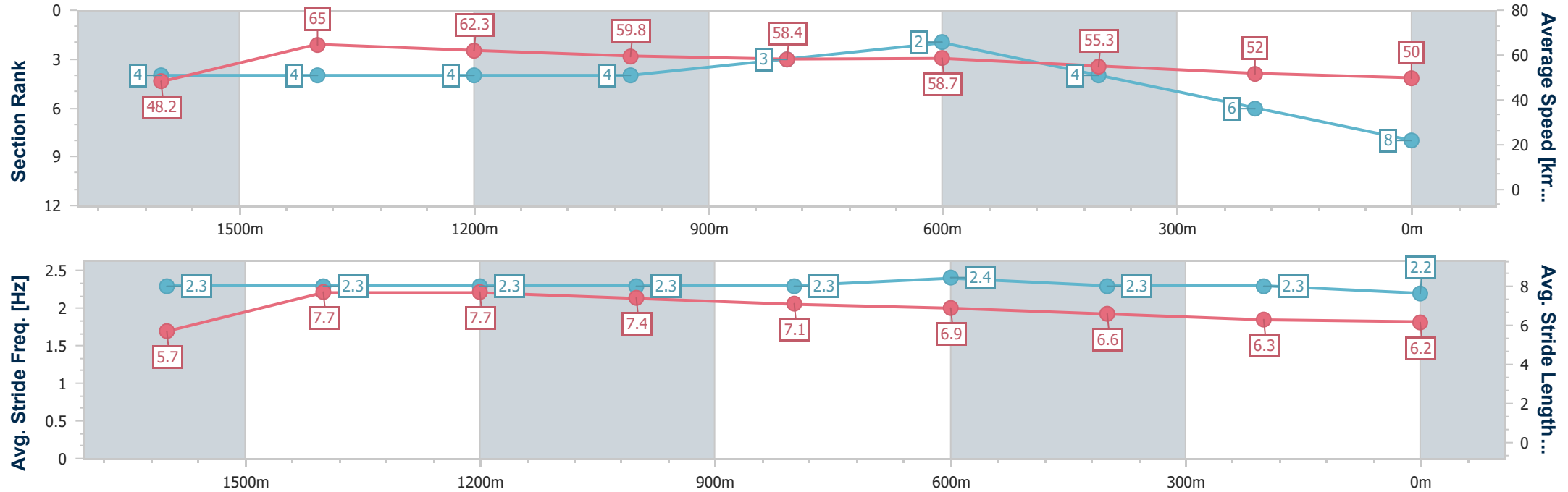
Horse/Jockey Name	Del Campo
Final Rank	8
Fastest Section Time (Section)	0:11.06 (1600m)
Top Speed [km/h] (Section)	66.1 (Overall)
Race State	Finished



Toowoomba QLD Professional  
Race 5: PLATINUM GLASS & SECURITY BENCHMARK 62  
Handicap - 1890m  
20 July 2024 - 19:30  
Track Rating: Good 4, Weather: Fine, Rail Position: +2m 1400m-  
1600m; +1m Remainder



Section	Overall	1600m	1400m	1200m	1000m	800m	600m	400m	200m				
Section Times	2:02.75 [8] (0:21.61)	1:41.14 [4] (0:11.06)	1:30.08 [4] (0:11.73)	1:18.35 [4] (0:12.07)	1:06.28 [4] (0:12.48)	0:53.80 [3] (0:12.45)	0:41.35 [2] (0:13.11)	0:28.24 [4] (0:13.84)	0:14.40 [6] (0:14.40)				
Average Speed [km/h]	48.2	65.0	62.3	59.8	58.4	58.7	55.3	52.0	50.0				
Top Speed [km/h]	66.1	65.7	64.2	61.7	59.4	59.7	58.0	52.9	51.2				
Avg. Dist. to Rail [m]	5.9	0.7	2.5	3.0	3.3	3.9	1.6	0.2	0.3				
Avg. Stride Freq. [Hz]	2.3	2.3	2.3	2.3	2.3	2.4	2.3	2.3	2.2				
Avg. Stride Length [m]	5.7	7.7	7.7	7.4	7.1	6.9	6.6	6.3	6.2				





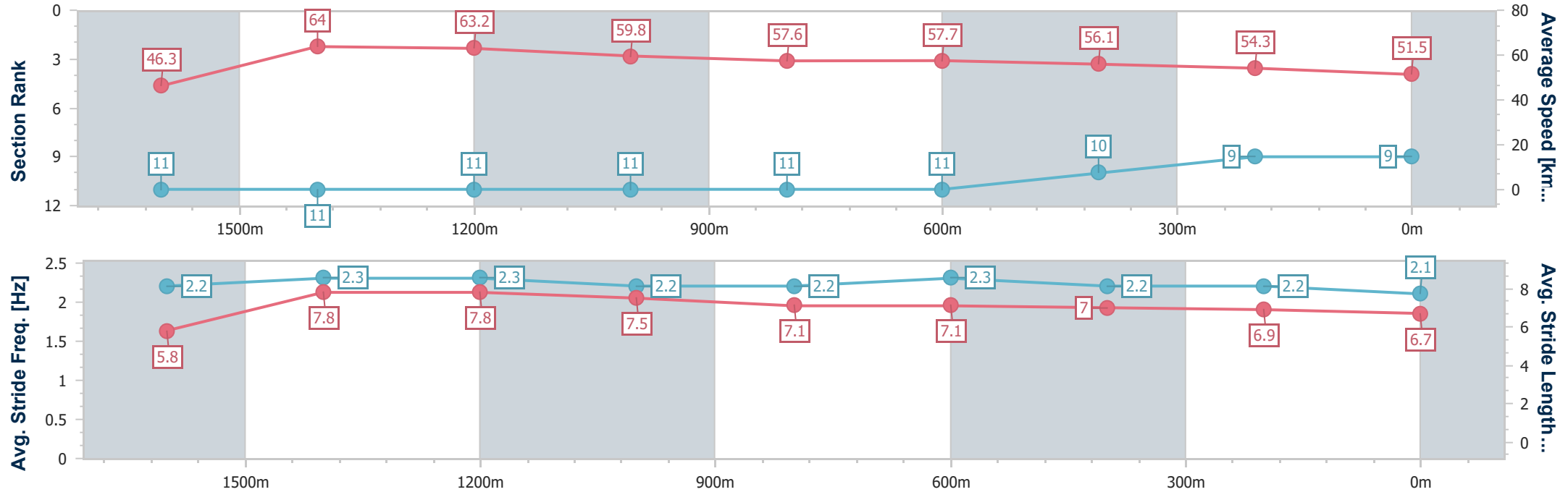
Horse/Jockey Name	Zoomurudi
Final Rank	9
Fastest Section Time (Section)	0:11.25 (1600m)
Top Speed [km/h] (Section)	66.1 (1600m)
Race State	Finished



Toowoomba QLD Professional  
Race 5: PLATINUM GLASS & SECURITY BENCHMARK 62  
Handicap - 1890m  
20 July 2024 - 19:30  
Track Rating: Good 4, Weather: Fine, Rail Position: +2m 1400m-  
1600m; +1m Remainder



Section	Overall	1600m	1400m	1200m	1000m	800m	600m	400m	200m				
Section Times	2:02.77 [9] (0:22.54)	1:40.23 [11] (0:11.25)	1:28.98 [11] (0:11.45)	1:17.53 [11] (0:12.05)	1:05.48 [11] (0:12.59)	0:52.89 [11] (0:12.56)	0:40.33 [11] (0:13.01)	0:27.32 [10] (0:13.33)	0:13.99 [9] (0:13.99)				
Average Speed [km/h]	46.3	64.0	63.2	59.8	57.6	57.7	56.1	54.3	51.5				
Top Speed [km/h]	65.1	66.1	65.5	60.8	58.9	59.1	57.8	56.5	53.5				
Avg. Dist. to Rail [m]	6.5	0.4	1.1	1.9	1.9	2.3	2.3	3.1	3.0				
Avg. Stride Freq. [Hz]	2.2	2.3	2.3	2.2	2.2	2.3	2.2	2.2	2.1				
Avg. Stride Length [m]	5.8	7.8	7.8	7.5	7.1	7.1	7.0	6.9	6.7				







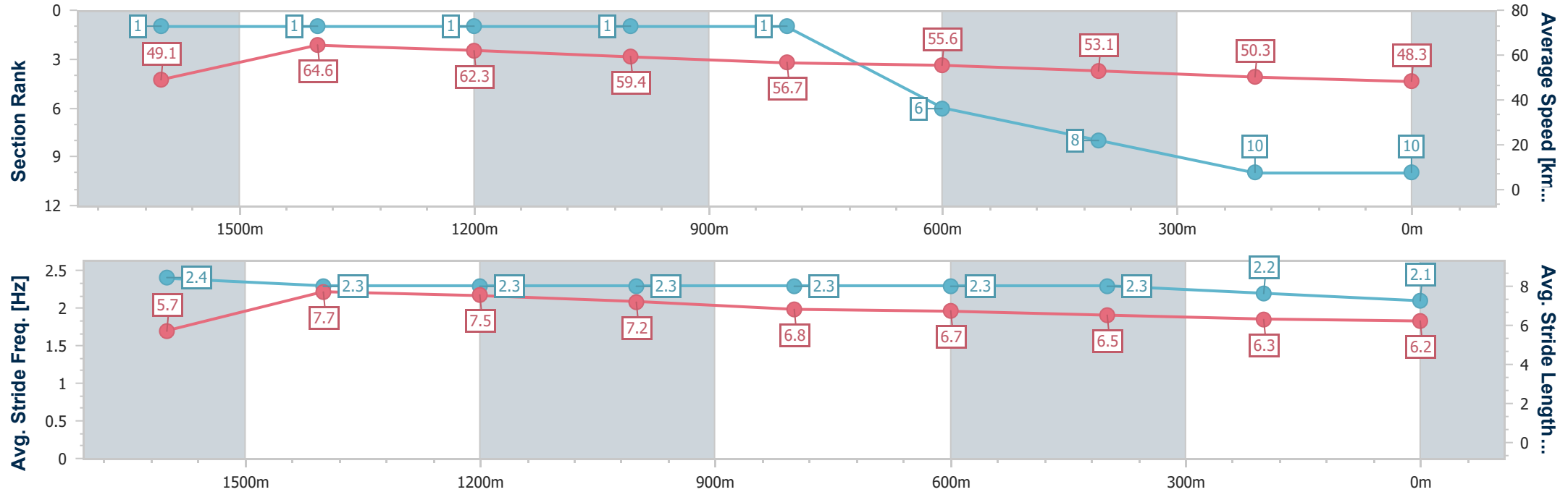
Horse/Jockey Name	Indented Head
Final Rank	10
Fastest Section Time (Section)	0:11.18 (1600m)
Top Speed [km/h] (Section)	66.2 (Overall)
Race State	Finished



Toowoomba QLD Professional  
Race 5: PLATINUM GLASS & SECURITY BENCHMARK 62  
Handicap - 1890m  
20 July 2024 - 19:30  
Track Rating: Good 4, Weather: Fine, Rail Position: +2m 1400m-  
1600m; +1m Remainder



Section	Overall	1600m	1400m	1200m	1000m	800m	600m	400m	200m				
Section Times	2:04.52 [10] (0:21.12)	1:43.40 [1] (0:11.18)	1:32.22 [1] (0:11.67)	1:20.55 [1] (0:12.09)	1:08.46 [1] (0:12.78)	0:55.68 [1] (0:12.99)	0:42.69 [6] (0:13.58)	0:29.11 [8] (0:14.29)	0:14.82 [10] (0:14.82)				
Average Speed [km/h]	49.1	64.6	62.3	59.4	56.7	55.6	53.1	50.3	48.3				
Top Speed [km/h]	66.2	66.0	64.1	60.9	57.6	56.5	55.4	51.2	50.0				
Avg. Dist. to Rail [m]	7.3	1.0	1.3	1.6	1.2	1.1	0.6	0.7	0.3				
Avg. Stride Freq. [Hz]	2.4	2.3	2.3	2.3	2.3	2.3	2.3	2.2	2.1				
Avg. Stride Length [m]	5.7	7.7	7.5	7.2	6.8	6.7	6.5	6.3	6.2				





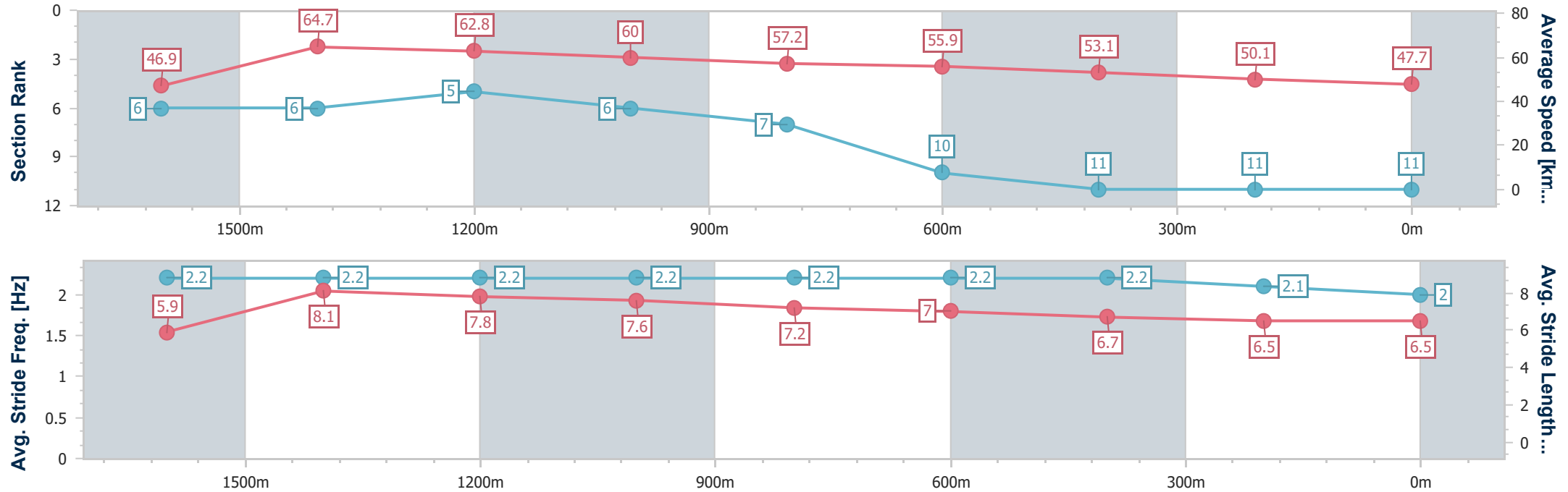
Horse/Jockey Name	Tea Leaves
Final Rank	11
Fastest Section Time (Section)	0:11.11 (1600m)
Top Speed [km/h] (Section)	66.6 (1600m)
Race State	Finished



Toowoomba QLD Professional  
Race 5: PLATINUM GLASS & SECURITY BENCHMARK 62  
Handicap - 1890m  
20 July 2024 - 19:30  
Track Rating: Good 4, Weather: Fine, Rail Position: +2m 1400m-  
1600m; +1m Remainder



Section	Overall	1600m	1400m	1200m	1000m	800m	600m	400m	200m				
Section Times	2:05.57 [11] (0:22.12)	1:43.45 [6] (0:11.11)	1:32.34 [6] (0:11.52)	1:20.82 [5] (0:11.98)	1:08.84 [6] (0:12.68)	0:56.16 [7] (0:12.93)	0:43.23 [10] (0:13.76)	0:29.47 [11] (0:14.39)	0:15.08 [11] (0:15.08)				
Average Speed [km/h]	46.9	64.7	62.8	60.0	57.2	55.9	53.1	50.1	47.7				
Top Speed [km/h]	64.2	66.6	66.2	61.0	58.0	56.8	56.0	50.7	50.1				
Avg. Dist. to Rail [m]	5.3	1.3	1.0	1.2	1.6	1.7	2.3	1.2	1.5				
Avg. Stride Freq. [Hz]	2.2	2.2	2.2	2.2	2.2	2.2	2.2	2.1	2.0				
Avg. Stride Length [m]	5.9	8.1	7.8	7.6	7.2	7.0	6.7	6.5	6.5				





Toowoomba QLD Professional  
Race 6: PRYDE'S EASIFEED Maiden Plate - 1100m  
20 July 2024 - 20:07



Track Rating: Good 4, Weather: Fine, Rail Position: +2m 1400m-1600m; +1m Remainder

Section						Overall	1000m	800m	600m	400m	200m	Last 600m		
Field Times						1:07.36 (0:08.15)	0:59.21 (0:11.22)	0:47.99 (0:11.39)	0:36.60 (0:12.05)	0:24.55 (0:12.18)	0:12.37 (0:12.37)	0:36.60		
Rank	TAB	Horse/Jockey	Barrier	Top Speed [km/h]	Fastest Section							Margin	Distance Travelled [m]	
1	2	HARRY THE HORSE	8	65.1	0:08.53	1:07.36 [1]	0:58.83 [5]	0:47.56 [6]	0:35.98 [6]	0:24.04 [6]	0:12.00 [3]	1:07.37	0:35.98	
		Jake Molloy		1000m	Overall	(0:08.53)	(0:11.27)	(0:11.58)	(0:11.94)	(0:12.04)	(0:12.00)			
2	13	HEARTS ARE RACING	9	65.1	0:08.15	1:07.48 [2]	0:59.33 [1]	0:48.11 [1]	0:36.72 [1]	0:24.67 [1]	0:12.49 [1]	0.5L	0:36.72 -6	
		Les Tilley		1000m	Overall	(0:08.15)	(0:11.22)	(0:11.39)	(0:12.05)	(0:12.18)	(0:12.49)			
3	8	CHIARO DI LUNA	5	65.9	0:08.27	1:07.55 [3]	0:59.28 [2]	0:48.12 [2]	0:36.62 [2]	0:24.60 [2]	0:12.36 [2]	0.9L	0:36.62 -2	
		Justin Stanley		1000m	Overall	(0:08.27)	(0:11.16)	(0:11.50)	(0:12.02)	(0:12.24)	(0:12.36)			
4	9	ELLEYANNA	13	65.1	0:08.70	1:07.78 [4]	0:59.08 [7]	0:47.67 [8]	0:36.17 [8]	0:24.17 [8]	0:12.16 [8]	2.2L	0:36.17 +1	
		Georgina Cartwright		800m	Overall	(0:08.70)	(0:11.41)	(0:11.50)	(0:12.00)	(0:12.01)	(0:12.16)			
5	1	FIELD OF MARS	6	65.0	0:08.85	1:07.84 [5]	0:58.99 [8]	0:47.83 [7]	0:36.33 [7]	0:24.50 [7]	0:12.40 [5]	2.4L	0:36.33 -11	
		Landan Sykes		1000m	Overall	(0:08.85)	(0:11.16)	(0:11.50)	(0:11.83)	(0:12.10)	(0:12.40)			
6	14	MISS BITTERSWEET	1	64.9	0:08.39	1:07.95 [6]	0:59.56 [3]	0:48.35 [4]	0:36.85 [5]	0:24.82 [4]	0:12.57 [4]	2.9L	0:36.85 -7	
		Nozi Tomizawa		800m	Overall	(0:08.39)	(0:11.21)	(0:11.50)	(0:12.03)	(0:12.25)	(0:12.57)			
7	10	I WANT THAT MAN	11	66.8	0:08.56	1:08.43 [7]	0:59.87 [6]	0:48.93 [3]	0:37.49 [3]	0:25.35 [3]	0:12.94 [6]	5.7L	0:37.49 -2	
		Stacey Callow		800m	Overall	(0:08.56)	(0:10.94)	(0:11.44)	(0:12.14)	(0:12.41)	(0:12.94)			
8	5	MAJOR FREESTONE	2	65.9	0:08.48	1:08.53 [8]	1:00.05 [4]	0:48.90 [5]	0:37.49 [4]	0:25.30 [5]	0:12.95 [7]	6.2L	0:37.49 -3	
		Madeleine Wishart		800m	Overall	(0:08.48)	(0:11.15)	(0:11.41)	(0:12.19)	(0:12.35)	(0:12.95)			
9	7	SWIFT SON	3	64.7	0:08.97	1:08.54 [9]	0:59.57 [9]	0:48.20 [9]	0:36.67 [9]	0:24.51 [10]	0:12.26 [10]	6.3L	0:36.67 -5	
		Dylan Bennett		800m	Overall	(0:08.97)	(0:11.37)	(0:11.53)	(0:12.16)	(0:12.25)	(0:12.26)			
10	15	THE MANIPULATOR	7	65.1	0:09.23	1:08.68 [10]	0:59.45 [10]	0:48.24 [10]	0:36.73 [10]	0:24.94 [9]	0:12.69 [9]	7.1L	0:36.73 -9	
		Amy Graham		1000m	Overall	(0:09.23)	(0:11.21)	(0:11.51)	(0:11.79)	(0:12.25)	(0:12.69)			

Scratched: Explosive Dragon (#3), Red Toffee (#6), Kewell (#4), Aerial Arsenal (#12)

Report Created: Sat 20 July 2024 20:25 GMT+10 (Note: Timing is based on position data)

Page 1/13

[ ] Ranking at each section and finish  
-:-:- No data available at this section  
NA No data available

SCN Saddle cloth number  
DNF Did not finish  
DNT Did not track

data processed by TRIPLESDATA



Toowoomba QLD Professional  
Race 6: PRYDE'S EASIFEED Maiden Plate - 1100m  
20 July 2024 - 20:07



Track Rating: Good 4, Weather: Fine, Rail Position: +2m 1400m-1600m; +1m Remainder

Section						Overall	1000m	800m	600m	400m	200m	Last 600m		
Field Times						1:07.36 (0:08.15)	0:59.21 (0:11.22)	0:47.99 (0:11.39)	0:36.60 (0:12.05)	0:24.55 (0:12.18)	0:12.37 (0:12.37)	0:36.60		
Rank	TAB	Horse/Jockey	Barrier	Top Speed [km/h]	Fastest Section							Margin	Distance Travelled [m]	
11	11	OUTCROP	4	67.5	0:09.84	1:12.12 [11]	1:02.28 [11]	0:51.41 [11]	0:39.87 [11]	0:27.29 [11]	0:13.75 [11]	27.1L	0:39.87	+4
		Darren Evans		800m	Overall	(0:09.84)	(0:10.87)	(0:11.54)	(0:12.58)	(0:13.54)	(0:13.75)			

Scratched: Explosive Dragon (#3), Red Toffee (#6), Kewell (#4), Aerial Arsenal (#12)



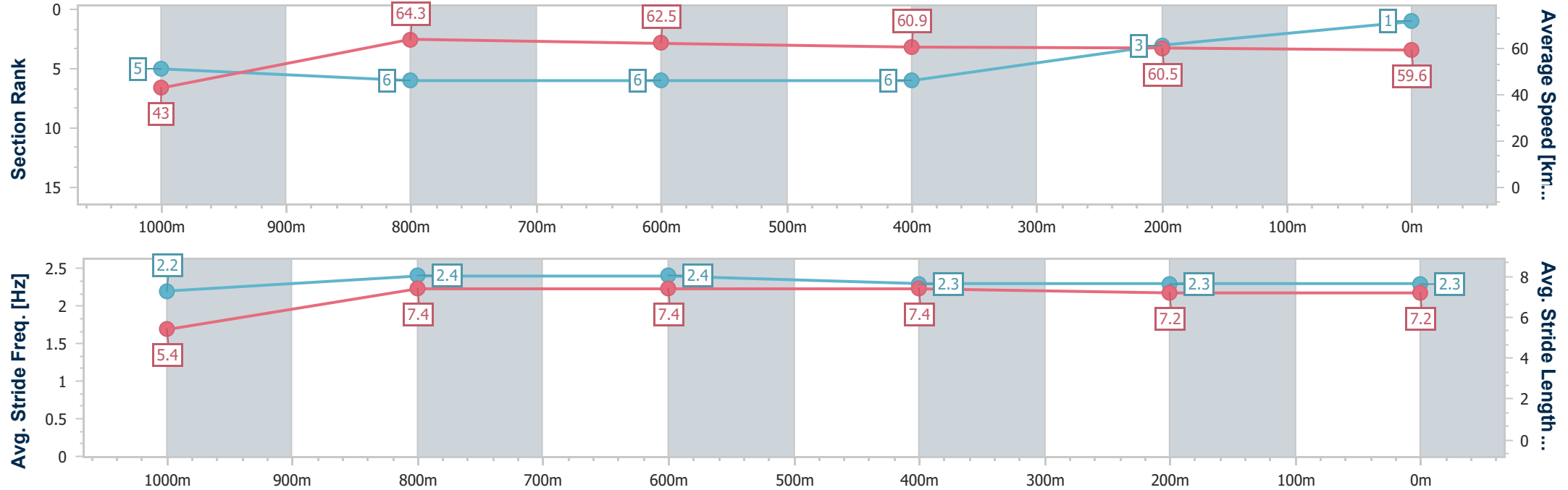
Horse/Jockey Name	Harry The Horse
Final Rank	1
Fastest Section Time (Section)	0:08.53 (Overall)
Top Speed [km/h] (Section)	65.1 (1000m)
Race State	Finished



Toowoomba QLD Professional  
Race 6: PRYDE'S EASIFEED Maiden Plate - 1100m  
20 July 2024 - 20:07  
Track Rating: Good 4, Weather: Fine, Rail Position: +2m 1400m-1600m; +1m Remainder



Section	Overall	1000m	800m	600m	400m	200m								
Section Times	1:07.36 [1] (0:08.53)	0:58.83 [5] (0:11.27)	0:47.56 [6] (0:11.58)	0:35.98 [6] (0:11.94)	0:24.04 [6] (0:12.04)	0:12.00 [3] (0:12.00)								
Average Speed [km/h]	43.0	64.3	62.5	60.9	60.5	59.6								
Top Speed [km/h]	43.2	65.1	65.0	63.0	61.4	61.5								
Avg. Dist. to Rail [m]	6.2	2.1	1.7	2.0	3.1	3.0								
Avg. Stride Freq. [Hz]	2.2	2.4	2.4	2.3	2.3	2.3								
Avg. Stride Length [m]	5.4	7.4	7.4	7.4	7.2	7.2								





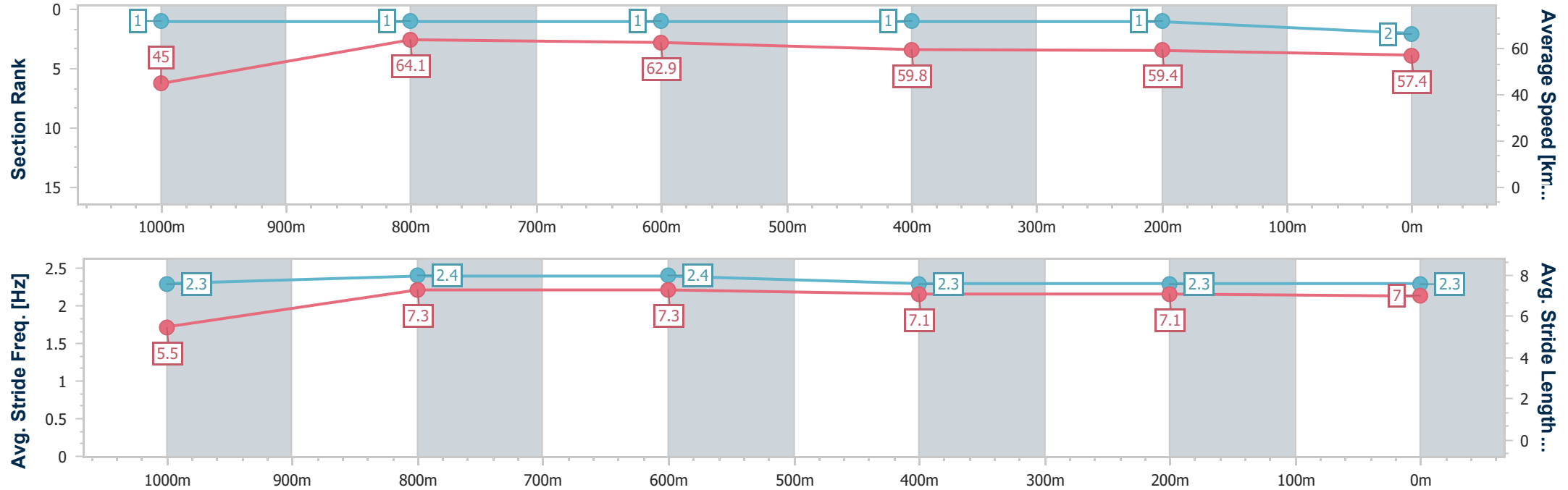
Horse/Jockey Name	Hearts Are Racing
Final Rank	2
Fastest Section Time (Section)	0:08.15 (Overall)
Top Speed [km/h] (Section)	65.1 (1000m)
Race State	Finished



Toowoomba QLD Professional  
Race 6: PRYDE'S EASIFEED Maiden Plate - 1100m  
20 July 2024 - 20:07  
Track Rating: Good 4, Weather: Fine, Rail Position: +2m 1400m-1600m; +1m Remainder



Section	Overall	1000m	800m	600m	400m	200m							
Section Times	1:07.48 [2] (0:08.15)	0:59.33 [1] (0:11.22)	0:48.11 [1] (0:11.39)	0:36.72 [1] (0:12.05)	0:24.67 [1] (0:12.18)	0:12.49 [1] (0:12.49)							
Average Speed [km/h]	45.0	64.1	62.9	59.8	59.4	57.4							
Top Speed [km/h]	45.2	65.1	64.7	63.3	60.1	59.8							
Avg. Dist. to Rail [m]	5.9	1.2	1.7	0.2	0.6	1.8							
Avg. Stride Freq. [Hz]	2.3	2.4	2.4	2.3	2.3	2.3							
Avg. Stride Length [m]	5.5	7.3	7.3	7.1	7.1	7.0							





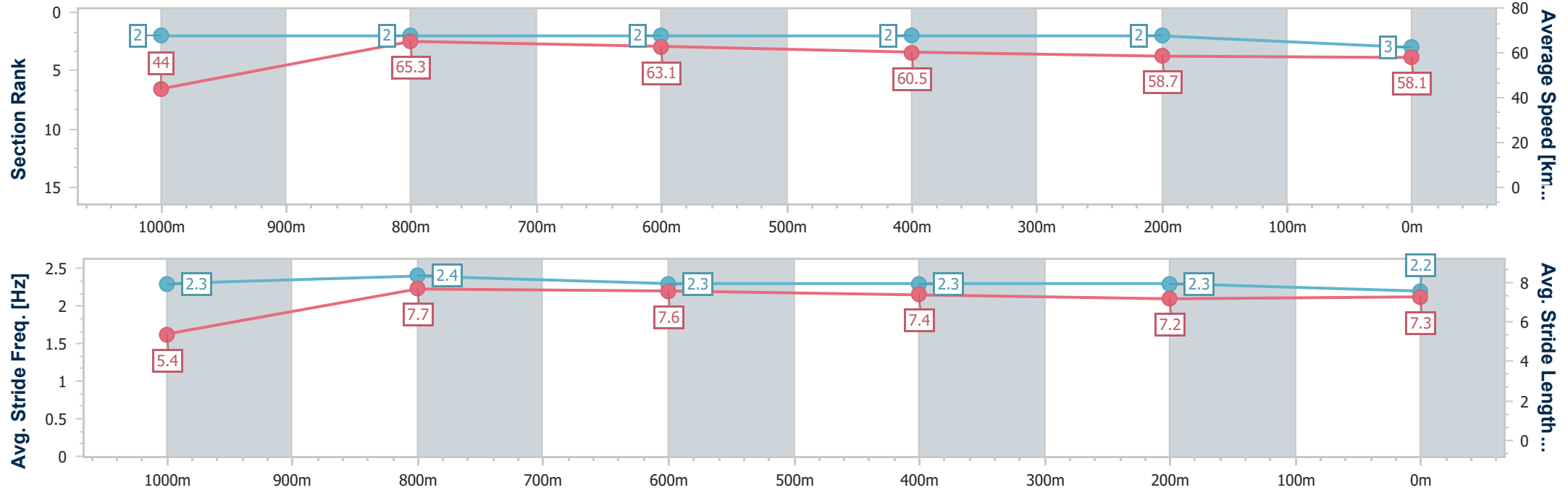
Horse/Jockey Name	Chiaro Di Luna
Final Rank	3
Fastest Section Time (Section)	0:08.27 (Overall)
Top Speed [km/h] (Section)	65.9 (1000m)
Race State	Finished



Toowoomba QLD Professional  
Race 6: PRYDE'S EASIFEED Maiden Plate - 1100m  
20 July 2024 - 20:07  
Track Rating: Good 4, Weather: Fine, Rail Position: +2m 1400m-  
1600m; +1m Remainder



Section	Overall	1000m	800m	600m	400m	200m								
Section Times	1:07.55 [3] (0:08.27)	0:59.28 [2] (0:11.16)	0:48.12 [2] (0:11.50)	0:36.62 [2] (0:12.02)	0:24.60 [2] (0:12.24)	0:12.36 [2] (0:12.36)								
Average Speed [km/h]	44.0	65.3	63.1	60.5	58.7	58.1								
Top Speed [km/h]	44.2	65.9	65.9	63.4	60.6	59.5								
Avg. Dist. to Rail [m]	5.3	2.7	1.1	1.0	0.3	0.9								
Avg. Stride Freq. [Hz]	2.3	2.4	2.3	2.3	2.3	2.2								
Avg. Stride Length [m]	5.4	7.7	7.6	7.4	7.2	7.3								





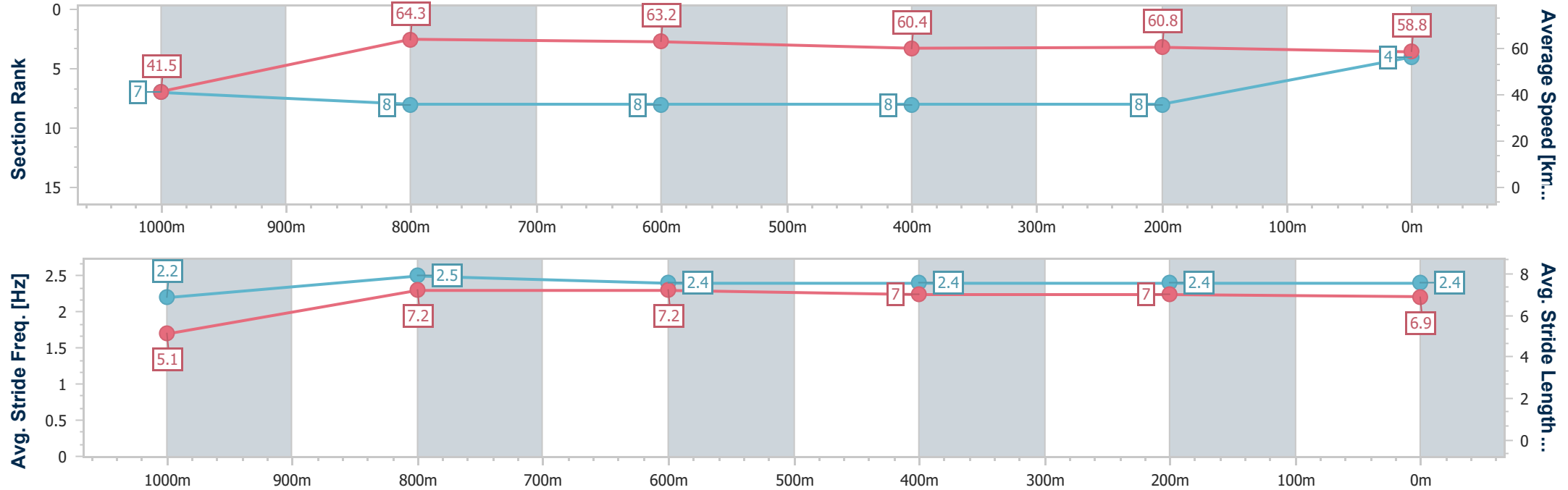
Horse/Jockey Name	Elleyanna
Final Rank	4
Fastest Section Time (Section)	0:08.70 (Overall)
Top Speed [km/h] (Section)	65.1 (800m)
Race State	Finished



Toowoomba QLD Professional  
Race 6: PRYDE'S EASIFEED Maiden Plate - 1100m  
20 July 2024 - 20:07  
Track Rating: Good 4, Weather: Fine, Rail Position: +2m 1400m-  
1600m; +1m Remainder



Section	Overall	1000m	800m	600m	400m	200m								
Section Times	1:07.78 [4] (0:08.70)	0:59.08 [7] (0:11.41)	0:47.67 [8] (0:11.50)	0:36.17 [8] (0:12.00)	0:24.17 [8] (0:12.01)	0:12.16 [8] (0:12.16)								
Average Speed [km/h]	41.5	64.3	63.2	60.4	60.8	58.8								
Top Speed [km/h]	41.7	64.4	65.1	63.5	61.1	61.2								
Avg. Dist. to Rail [m]	9.3	2.8	1.4	1.8	2.7	3.4								
Avg. Stride Freq. [Hz]	2.2	2.5	2.4	2.4	2.4	2.4								
Avg. Stride Length [m]	5.1	7.2	7.2	7.0	7.0	6.9								







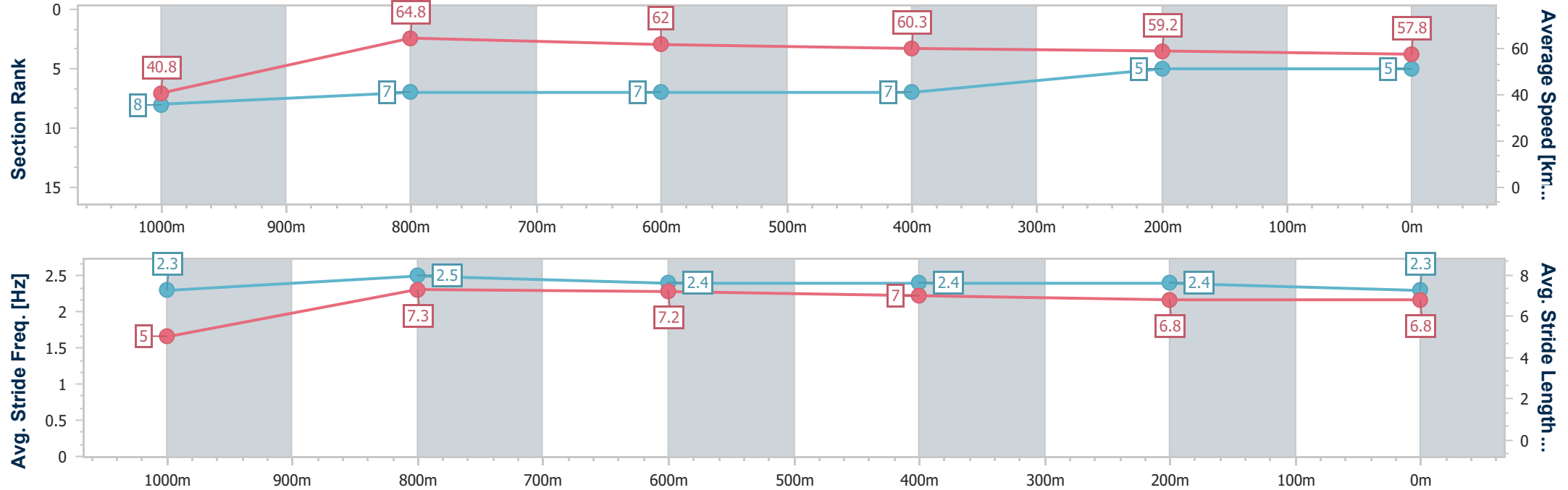
Horse/Jockey Name	Field Of Mars
Final Rank	5
Fastest Section Time (Section)	0:08.85 (Overall)
Top Speed [km/h] (Section)	65.0 (1000m)
Race State	Finished



Toowoomba QLD Professional  
Race 6: PRYDE'S EASIFEED Maiden Plate - 1100m  
20 July 2024 - 20:07  
Track Rating: Good 4, Weather: Fine, Rail Position: +2m 1400m-1600m; +1m Remainder



Section	Overall	1000m	800m	600m	400m	200m								
Section Times	1:07.84 [5] (0:08.85)	0:58.99 [8] (0:11.16)	0:47.83 [7] (0:11.50)	0:36.33 [7] (0:11.83)	0:24.50 [7] (0:12.10)	0:12.40 [5] (0:12.40)								
Average Speed [km/h]	40.8	64.8	62.0	60.3	59.2	57.8								
Top Speed [km/h]	41.0	65.0	64.8	62.5	60.7	60.2								
Avg. Dist. to Rail [m]	3.5	0.9	2.2	1.6	1.7	1.3								
Avg. Stride Freq. [Hz]	2.3	2.5	2.4	2.4	2.4	2.3								
Avg. Stride Length [m]	5.0	7.3	7.2	7.0	6.8	6.8								





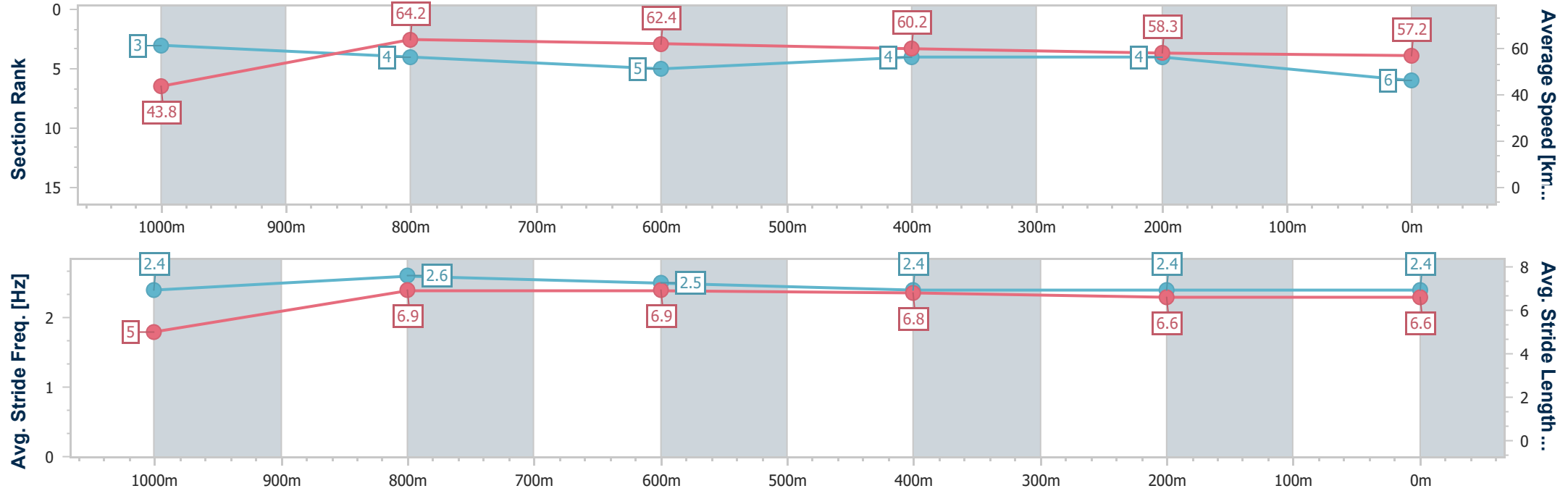
Horse/Jockey Name	Miss Bittersweet
Final Rank	6
Fastest Section Time (Section)	0:08.39 (Overall)
Top Speed [km/h] (Section)	64.9 (800m)
Race State	Finished



Toowoomba QLD Professional  
Race 6: PRYDE'S EASIFEED Maiden Plate - 1100m  
20 July 2024 - 20:07  
Track Rating: Good 4, Weather: Fine, Rail Position: +2m 1400m-1600m; +1m Remainder



Section	Overall	1000m	800m	600m	400m	200m								
Section Times	1:07.95 [6] (0:08.39)	0:59.56 [3] (0:11.21)	0:48.35 [4] (0:11.50)	0:36.85 [5] (0:12.03)	0:24.82 [4] (0:12.25)	0:12.57 [4] (0:12.57)								
Average Speed [km/h]	43.8	64.2	62.4	60.2	58.3	57.2								
Top Speed [km/h]	44.0	64.9	64.9	63.2	60.4	59.6								
Avg. Dist. to Rail [m]	0.4	0.6	0.5	0.9	0.4	1.0								
Avg. Stride Freq. [Hz]	2.4	2.6	2.5	2.4	2.4	2.4								
Avg. Stride Length [m]	5.0	6.9	6.9	6.8	6.6	6.6								





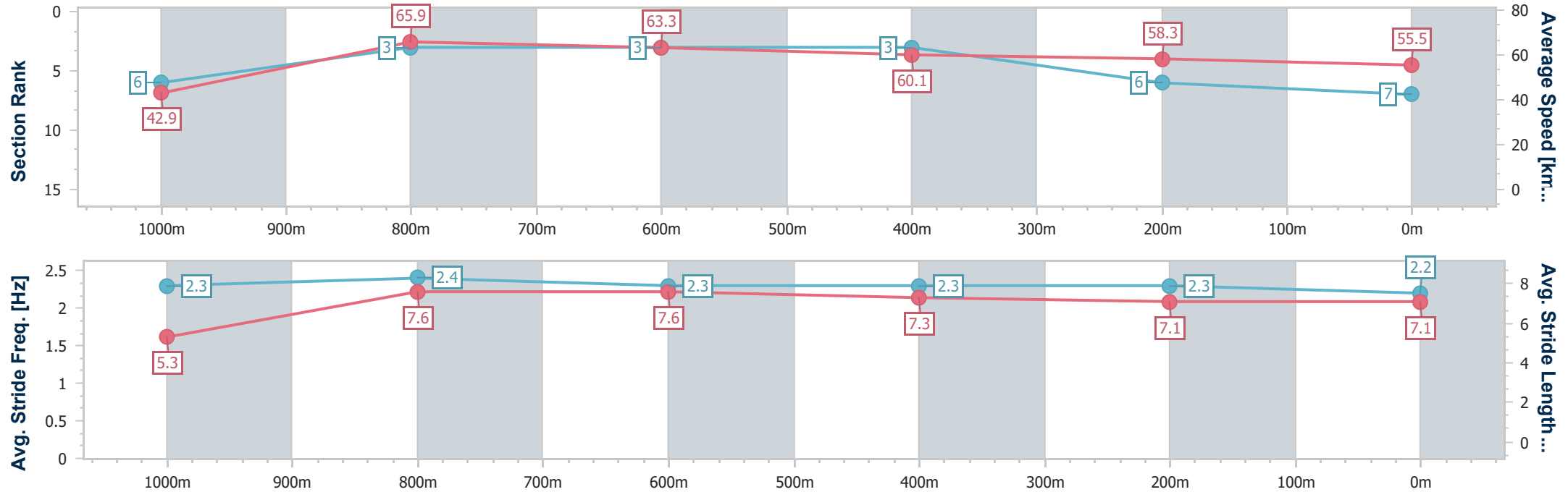
Horse/Jockey Name	I Want That Man
Final Rank	7
Fastest Section Time (Section)	0:08.56 (Overall)
Top Speed [km/h] (Section)	66.8 (800m)
Race State	Finished



Toowoomba QLD Professional  
Race 6: PRYDE'S EASIFEED Maiden Plate - 1100m  
20 July 2024 - 20:07  
Track Rating: Good 4, Weather: Fine, Rail Position: +2m 1400m-1600m; +1m Remainder



Section	Overall	1000m	800m	600m	400m	200m								
Section Times	1:08.43 [7] (0:08.56)	0:59.87 [6] (0:10.94)	0:48.93 [3] (0:11.44)	0:37.49 [3] (0:12.14)	0:25.35 [3] (0:12.41)	0:12.94 [6] (0:12.94)								
Average Speed [km/h]	42.9	65.9	63.3	60.1	58.3	55.5								
Top Speed [km/h]	43.1	66.8	66.8	63.6	60.7	59.1								
Avg. Dist. to Rail [m]	6.5	0.8	0.6	2.5	2.3	2.3								
Avg. Stride Freq. [Hz]	2.3	2.4	2.3	2.3	2.3	2.2								
Avg. Stride Length [m]	5.3	7.6	7.6	7.3	7.1	7.1								





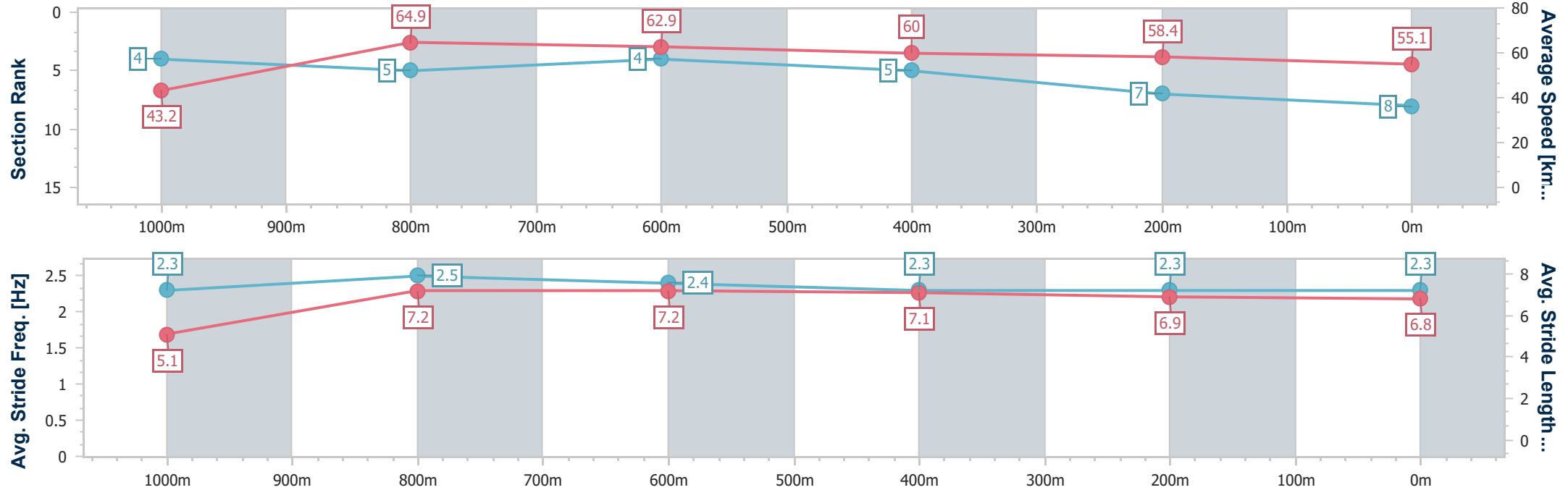
Horse/Jockey Name	Major Freestone
Final Rank	8
Fastest Section Time (Section)	0:08.48 (Overall)
Top Speed [km/h] (Section)	65.9 (800m)
Race State	Finished



Toowoomba QLD Professional  
Race 6: PRYDE'S EASIFEED Maiden Plate - 1100m  
20 July 2024 - 20:07  
Track Rating: Good 4, Weather: Fine, Rail Position: +2m 1400m-1600m; +1m Remainder



Section	Overall	1000m	800m	600m	400m	200m							
Section Times	1:08.53 [8] (0:08.48)	1:00.05 [4] (0:11.15)	0:48.90 [5] (0:11.41)	0:37.49 [4] (0:12.19)	0:25.30 [5] (0:12.35)	0:12.95 [7] (0:12.95)							
Average Speed [km/h]	43.2	64.9	62.9	60.0	58.4	55.1							
Top Speed [km/h]	43.4	65.8	65.9	63.6	60.1	59.1							
Avg. Dist. to Rail [m]	1.2	1.5	0.9	2.0	0.4	0.5							
Avg. Stride Freq. [Hz]	2.3	2.5	2.4	2.3	2.3	2.3							
Avg. Stride Length [m]	5.1	7.2	7.2	7.1	6.9	6.8							





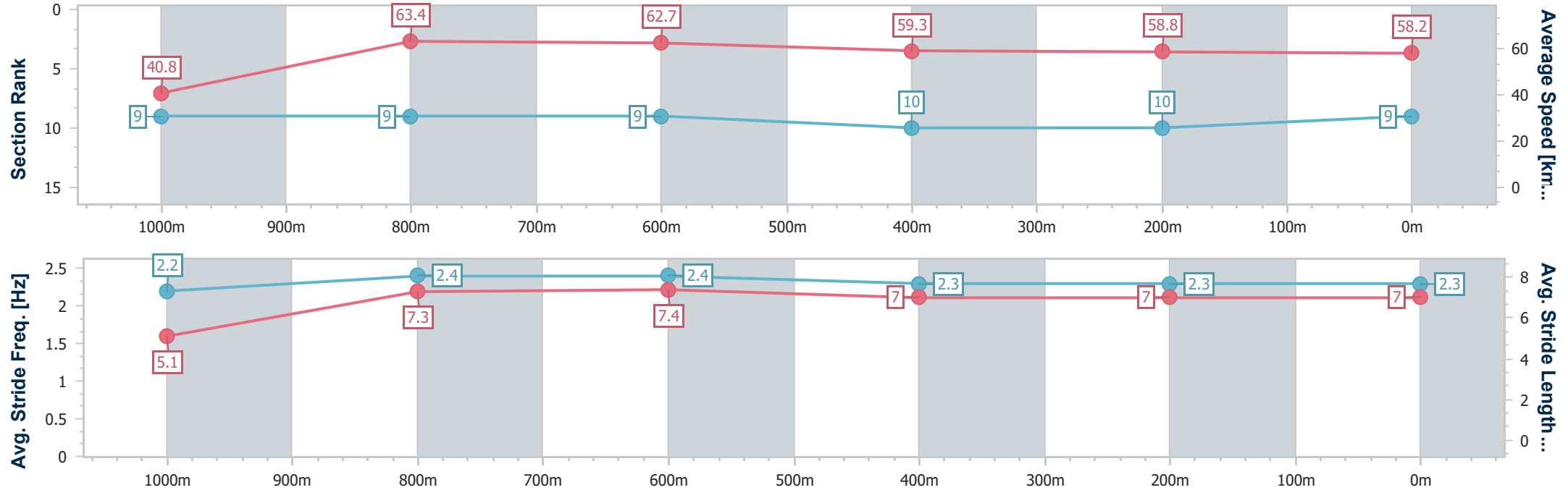
Horse/Jockey Name	Swift Son
Final Rank	9
Fastest Section Time (Section)	0:08.97 (Overall)
Top Speed [km/h] (Section)	64.7 (800m)
Race State	Finished



Toowoomba QLD Professional  
Race 6: PRYDE'S EASIFEED Maiden Plate - 1100m  
20 July 2024 - 20:07  
Track Rating: Good 4, Weather: Fine, Rail Position: +2m 1400m-  
1600m; +1m Remainder



Section	Overall	1000m	800m	600m	400m	200m								
Section Times	1:08.54 [9] (0:08.97)	0:59.57 [9] (0:11.37)	0:48.20 [9] (0:11.53)	0:36.67 [9] (0:12.16)	0:24.51 [10] (0:12.25)	0:12.26 [10] (0:12.26)								
Average Speed [km/h]	40.8	63.4	62.7	59.3	58.8	58.2								
Top Speed [km/h]	41.0	64.4	64.7	62.6	59.7	59.6								
Avg. Dist. to Rail [m]	3.8	1.5	0.5	0.6	1.2	5.7								
Avg. Stride Freq. [Hz]	2.2	2.4	2.4	2.3	2.3	2.3								
Avg. Stride Length [m]	5.1	7.3	7.4	7.0	7.0	7.0								





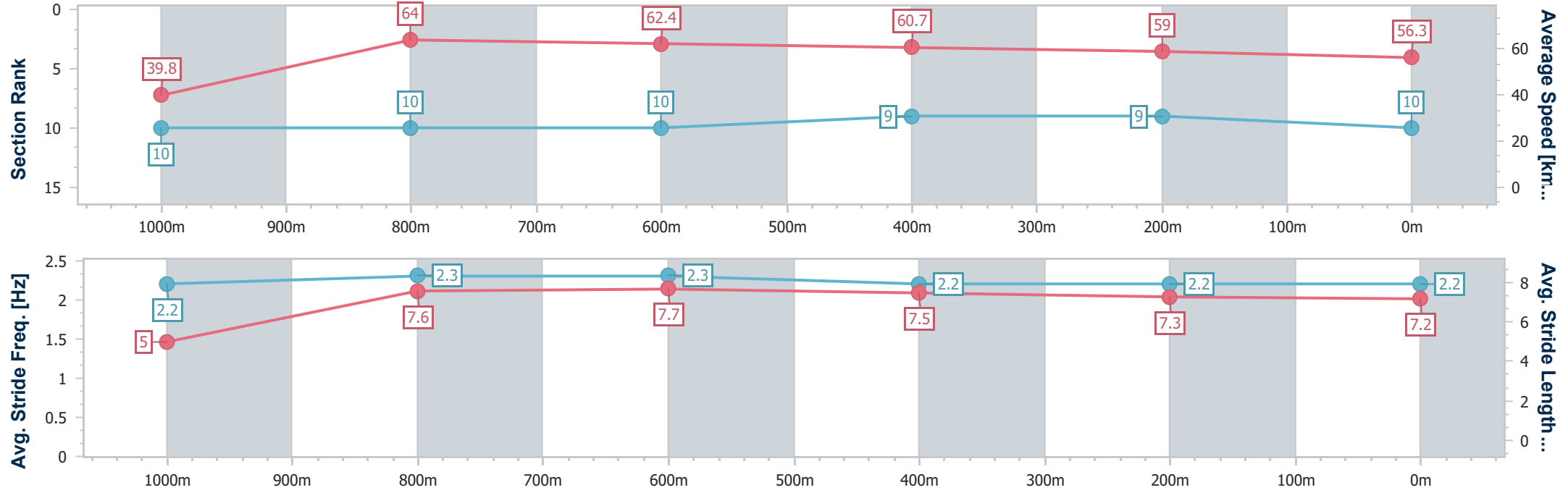
Horse/Jockey Name	The Manipulator
Final Rank	10
Fastest Section Time (Section)	0:09.23 (Overall)
Top Speed [km/h] (Section)	65.1 (1000m)
Race State	Finished



Toowoomba QLD Professional  
Race 6: PRYDE'S EASIFEED Maiden Plate - 1100m  
20 July 2024 - 20:07  
Track Rating: Good 4, Weather: Fine, Rail Position: +2m 1400m-1600m; +1m Remainder



Section	Overall	1000m	800m	600m	400m	200m								
Section Times	1:08.68 [10] (0:09.23)	0:59.45 [10] (0:11.21)	0:48.24 [10] (0:11.51)	0:36.73 [10] (0:11.79)	0:24.94 [9] (0:12.25)	0:12.69 [9] (0:12.69)								
Average Speed [km/h]	39.8	64.0	62.4	60.7	59.0	56.3								
Top Speed [km/h]	40.0	65.1	65.0	62.9	61.1	59.4								
Avg. Dist. to Rail [m]	4.2	0.9	2.1	1.2	0.5	0.6								
Avg. Stride Freq. [Hz]	2.2	2.3	2.3	2.2	2.2	2.2								
Avg. Stride Length [m]	5.0	7.6	7.7	7.5	7.3	7.2								





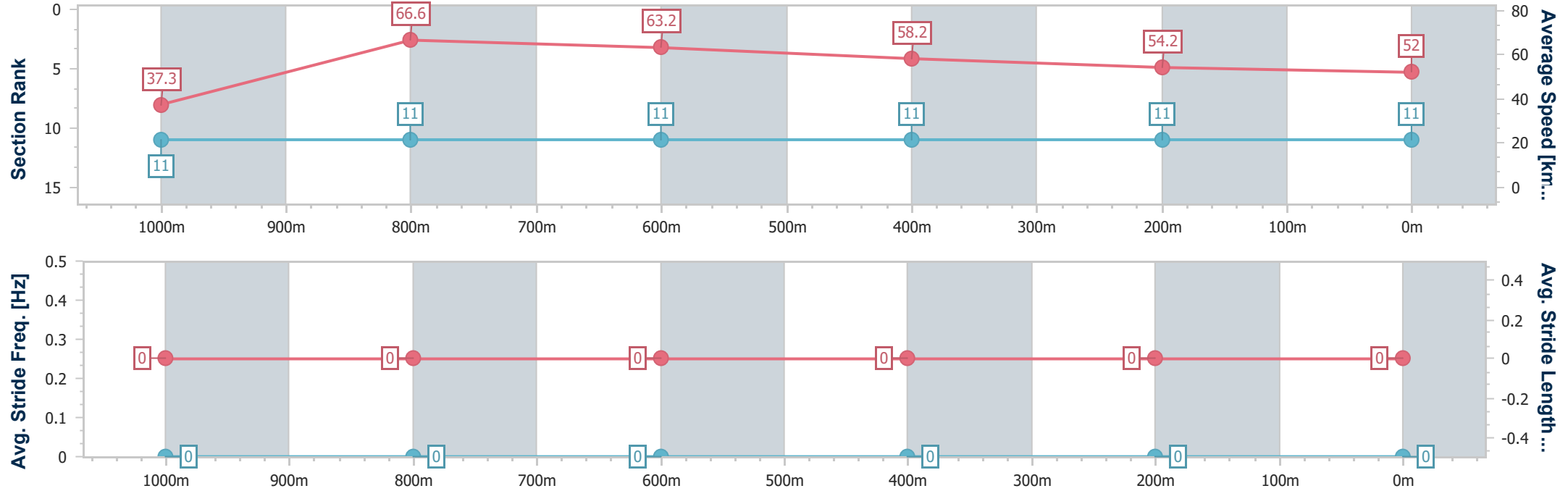
Horse/Jockey Name	Outcrop
Final Rank	11
Fastest Section Time (Section)	0:09.84 (Overall)
Top Speed [km/h] (Section)	67.5 (800m)
Race State	Finished



Toowoomba QLD Professional  
Race 6: PRYDE'S EASIFEED Maiden Plate - 1100m  
20 July 2024 - 20:07  
Track Rating: Good 4, Weather: Fine, Rail Position: +2m 1400m-1600m; +1m Remainder



Section	Overall	1000m	800m	600m	400m	200m							
Section Times	1:12.12 [11] (0:09.84)	1:02.28 [11] (0:10.87)	0:51.41 [11] (0:11.54)	0:39.87 [11] (0:12.58)	0:27.29 [11] (0:13.54)	0:13.75 [11] (0:13.75)							
Average Speed [km/h]	37.3	66.6	63.2	58.2	54.2	52.0							
Top Speed [km/h]	37.8	67.4	67.5	63.2	58.4	54.3							
Avg. Dist. to Rail [m]	4.2	1.6	2.4	3.0	4.9	2.4							
Avg. Stride Freq. [Hz]	--.-	--.-	--.-	--.-	--.-	--.-							
Avg. Stride Length [m]	--.-	--.-	--.-	--.-	--.-	--.-							





Toowoomba QLD Professional  
Race 7: BARRIER REEF POOLS Maiden Handicap - 2150m  
20 July 2024 - 20:42



Track Rating: Good 4, Weather: Fine, Rail Position: +2m 1400m-1600m; +1m Remainder

Section						Overall	2000m	1800m	1600m	1400m	1200m	1000m	Last 600m		
Field Times						2:17.08 (0:10.79)	2:06.29 (0:11.93)	1:54.36 (0:12.00)	1:42.36 (0:12.04)	1:30.32 (0:13.01)	1:17.31 (0:13.22)	1:04.09 (0:13.51)	0:37.99		
Rank	TAB	Horse/Jockey	Barrier	Top Speed [km/h]	Fastest Section										Distance Travelled [m]
1	4	BRAVE DEEL	8	61.9	0:11.14	2:17.08 [1]	2:05.94 [3]	1:53.99 [5]	1:41.88 [5]	1:29.97 [3]	1:16.96 [3]	1:03.72 [4]	0:37.57		
		Shania Willis		2000m	Overall	(0:11.14)	(0:11.95)	(0:12.11)	(0:11.91)	(0:13.01)	(0:13.24)	(0:13.42)			
2	5	MORE SUCCESS	10	62.7	0:11.74	2:17.15 [2]	2:05.32 [9]	1:53.34 [9]	1:40.88 [9]	1:29.14 [9]	1:16.21 [9]	1:03.29 [8]	0:38.06	+0	
		Justin Stanley		1600m	1600m	(0:11.83)	(0:11.98)	(0:12.46)	(0:11.74)	(0:12.93)	(0:12.92)	(0:12.84)			
3	6	FIONTE	6	62.1	0:11.64	2:17.34 [3]	2:05.70 [8]	1:53.79 [7]	1:41.80 [6]	1:29.96 [6]	1:16.88 [7]	1:03.65 [6]	0:37.50	-5	
		Georgina Cartwright		2000m	Overall	(0:11.64)	(0:11.91)	(0:11.99)	(0:11.84)	(0:13.08)	(0:13.23)	(0:13.44)			
4	7	FIT AND PROPER	11	64.2	0:10.79	2:17.54 [4]	2:06.75 [1]	1:54.82 [1]	1:42.82 [1]	1:30.78 [1]	1:17.77 [1]	1:04.55 [1]	0:38.40	-9	
		Landan Sykes		Overall	Overall	(0:10.79)	(0:11.93)	(0:12.00)	(0:12.04)	(0:13.01)	(0:13.22)	(0:13.51)			
5	11	UNUSUAL MELODY	2	64.0	0:11.17	2:17.98 [5]	2:06.81 [4]	1:55.16 [2]	1:43.02 [2]	1:30.98 [2]	1:18.12 [2]	1:04.87 [2]	0:38.64	-5	
		Madeleine Wishart		2000m	Overall	(0:11.17)	(0:11.65)	(0:12.14)	(0:12.04)	(0:12.86)	(0:13.25)	(0:13.48)			
6	10	THE BEST BAD BOY	1	61.9	0:11.43	2:18.71 [6]	2:07.28 [6]	1:55.26 [6]	1:43.11 [7]	1:31.29 [7]	1:18.33 [6]	1:04.97 [7]	0:38.85	-11	
		Amy Graham		2000m	Overall	(0:11.43)	(0:12.02)	(0:12.15)	(0:11.82)	(0:12.96)	(0:13.36)	(0:13.44)			
7	3	DAWN PARTY	7	61.9	0:10.98	2:19.03 [7]	2:08.05 [2]	1:56.00 [4]	1:43.86 [4]	1:31.89 [4]	1:18.84 [4]	1:05.62 [5]	0:39.42	-11	
		Samantha Collett		Overall	Overall	(0:10.98)	(0:12.05)	(0:12.14)	(0:11.97)	(0:13.05)	(0:13.22)	(0:13.50)			
8	2	MY MATE MARLEY	4	61.9	0:11.46	2:19.61 [8]	2:08.15 [7]	1:56.05 [8]	1:43.80 [8]	1:31.94 [8]	1:18.94 [8]	1:05.64 [9]	0:39.70	-4	
		Les Tilley		1600m	Overall	(0:11.46)	(0:12.10)	(0:12.25)	(0:11.86)	(0:13.00)	(0:13.30)	(0:13.35)			
9	1	LOOKIN' SHARP	5	63.0	0:11.26	2:19.68 [9]	2:08.42 [5]	1:56.80 [3]	1:44.59 [3]	1:32.37 [5]	1:19.38 [5]	1:06.41 [3]	0:40.10	+7	
		Luke Tarrant		2000m	Overall	(0:11.26)	(0:11.62)	(0:12.21)	(0:12.22)	(0:12.99)	(0:12.97)	(0:13.54)			

Scratched: Ready By Midnight (#8), Pride Of Passion (#9)





Toowoomba QLD Professional  
Race 7: BARRIER REEF POOLS Maiden Handicap - 2150m  
20 July 2024 - 20:42



Track Rating: Good 4, Weather: Fine, Rail Position: +2m 1400m-1600m; +1m Remainder

Section					800m	600m	400m	200m			
Field Times					0:50.58 (0:12.59)	0:37.99 (0:12.57)	0:25.42 (0:12.58)	0:12.84 (0:12.84)			
											Last 600m 0:37.99
Rank	TAB	Horse/Jockey	Barrier	Top Speed [km/h]	Fastest Section				Margin		
1	4	BRAVE DEEL	8	61.9	0:11.14	0:50.30 [4]	0:37.57 [4]	0:25.00 [5]	0:12.37 [4]	2:17.08	0:37.57
		Shania Willis		2000m	Overall	(0:12.73)	(0:12.57)	(0:12.63)	(0:12.37)		
2	5	MORE SUCCESS	10	62.7	0:11.74	0:50.45 [3]	0:38.06 [1]	0:25.49 [1]	0:12.91 [1]	0.3L	0:38.06 +0
		Justin Stanley		1600m	1600m	(0:12.39)	(0:12.57)	(0:12.58)	(0:12.91)		
3	6	FIONTE	6	62.1	0:11.64	0:50.21 [7]	0:37.50 [7]	0:25.13 [7]	0:12.58 [5]	1.3L	0:37.50 -5
		Georgina Cartwright		2000m	Overall	(0:12.71)	(0:12.37)	(0:12.55)	(0:12.58)		
4	7	FIT AND PROPER	11	64.2	0:10.79	0:51.04 [1]	0:38.40 [2]	0:25.83 [2]	0:13.02 [2]	2.3L	0:38.40 -9
		Landan Sykes		Overall	Overall	(0:12.64)	(0:12.57)	(0:12.81)	(0:13.02)		
5	11	UNUSUAL MELODY	2	64.0	0:11.17	0:51.39 [2]	0:38.64 [3]	0:26.02 [3]	0:13.28 [3]	4.8L	0:38.64 -5
		Madeleine Wishart		2000m	Overall	(0:12.75)	(0:12.62)	(0:12.74)	(0:13.28)		
6	10	THE BEST BAD BOY	1	61.9	0:11.43	0:51.53 [8]	0:38.85 [8]	0:26.40 [8]	0:13.61 [7]	9.1L	0:38.85 -11
		Amy Graham		2000m	Overall	(0:12.68)	(0:12.45)	(0:12.79)	(0:13.61)		
7	3	DAWN PARTY	7	61.9	0:10.98	0:52.12 [6]	0:39.42 [6]	0:26.96 [4]	0:14.04 [6]	10.9L	0:39.42 -11
		Samantha Collett		Overall	Overall	(0:12.70)	(0:12.46)	(0:12.92)	(0:14.04)		
8	2	MY MATE MARLEY	4	61.9	0:11.46	0:52.29 [9]	0:39.70 [9]	0:27.18 [9]	0:13.83 [9]	14.2L	0:39.70 -4
		Les Tilley		1600m	Overall	(0:12.59)	(0:12.52)	(0:13.35)	(0:13.83)		
9	1	LOOKIN' SHARP	5	63.0	0:11.26	0:52.87 [5]	0:40.10 [5]	0:27.48 [6]	0:14.17 [8]	14.5L	0:40.10 +7
		Luke Tarrant		2000m	Overall	(0:12.77)	(0:12.62)	(0:13.31)	(0:14.17)		

Scratched: Ready By Midnight (#8), Pride Of Passion (#9)



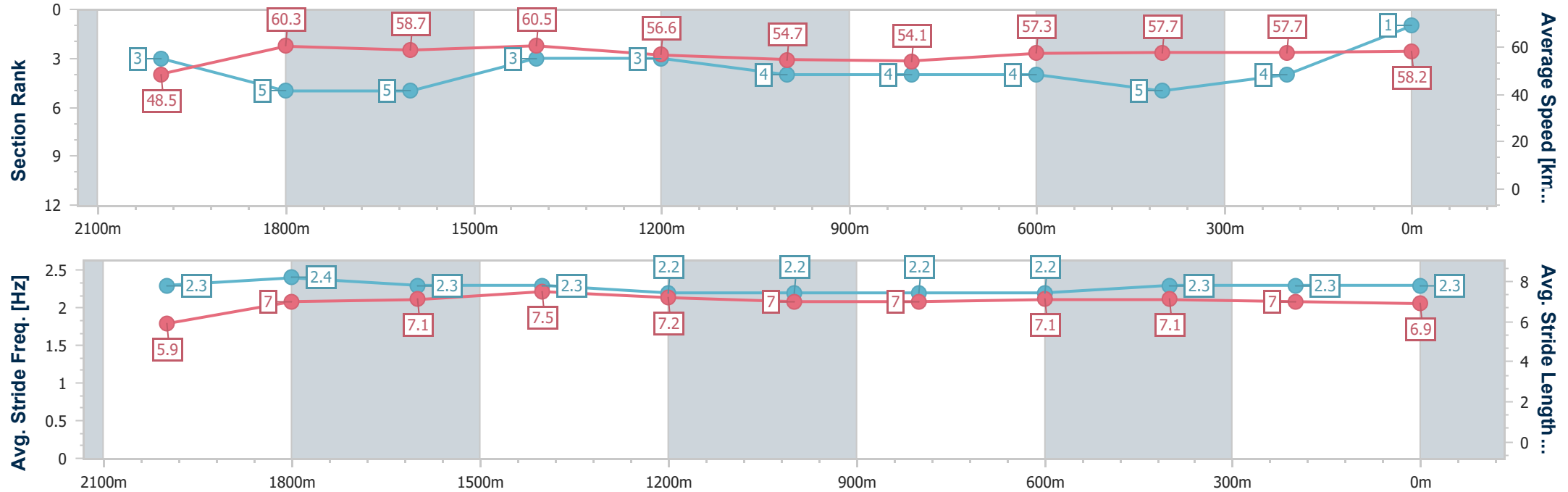
Horse/Jockey Name	Brave Deel
Final Rank	1
Fastest Section Time (Section)	0:11.14 (Overall)
Top Speed [km/h] (Section)	61.9 (2000m)
Race State	Finished



Toowoomba QLD Professional  
Race 7: BARRIER REEF POOLS Maiden Handicap - 2150m  
20 July 2024 - 20:42  
Track Rating: Good 4, Weather: Fine, Rail Position: +2m 1400m-1600m; +1m Remainder



Section	Overall	2000m	1800m	1600m	1400m	1200m	1000m	800m	600m	400m	200m		
Section Times	2:17.08 [1] (0:11.14)	2:05.94 [3] (0:11.95)	1:53.99 [5] (0:12.11)	1:41.88 [5] (0:11.91)	1:29.97 [3] (0:13.01)	1:16.96 [3] (0:13.24)	1:03.72 [4] (0:13.42)	0:50.30 [4] (0:12.73)	0:37.57 [4] (0:12.57)	0:25.00 [5] (0:12.63)	0:12.37 [4] (0:12.37)		
Average Speed [km/h]	48.5	60.3	58.7	60.5	56.6	54.7	54.1	57.3	57.7	57.7	58.2		
Top Speed [km/h]	61.6	61.9	59.4	61.2	59.5	55.8	55.1	59.7	59.5	58.5	58.5		
Avg. Dist. to Rail [m]	4.7	2.9	3.1	1.3	4.2	4.0	3.2	3.0	2.0	3.3	4.0		
Avg. Stride Freq. [Hz]	2.3	2.4	2.3	2.3	2.2	2.2	2.2	2.2	2.3	2.3	2.3		
Avg. Stride Length [m]	5.9	7.0	7.1	7.5	7.2	7.0	7.0	7.1	7.1	7.0	6.9		





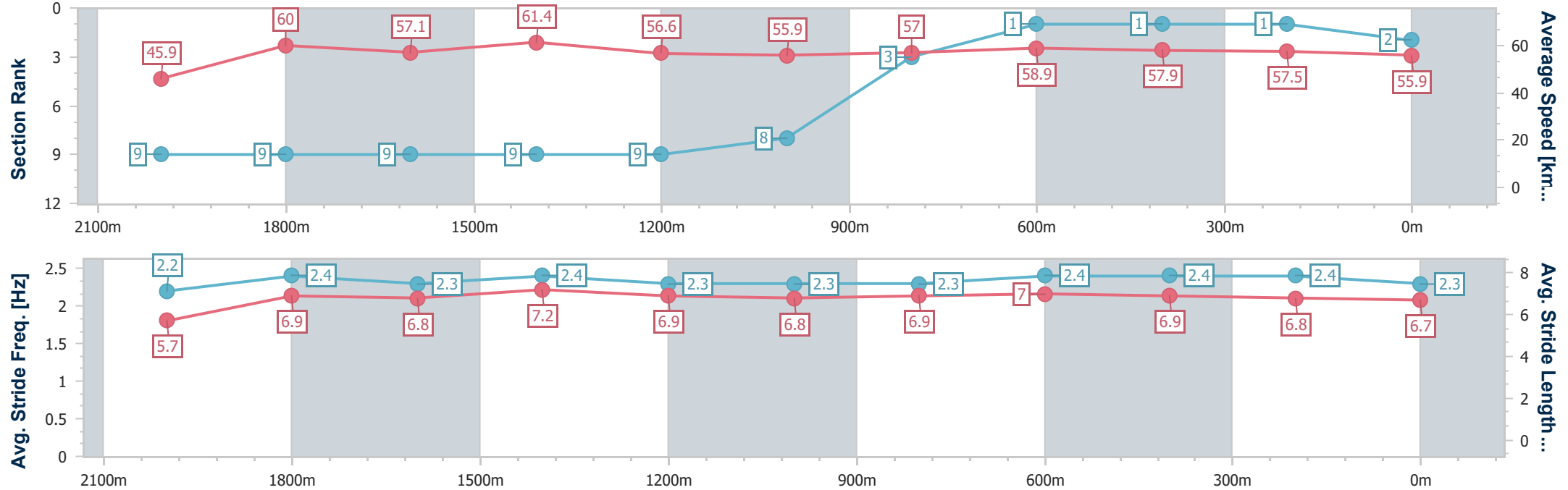
Horse/Jockey Name	More Success
Final Rank	2
Fastest Section Time (Section)	0:11.74 (1600m)
Top Speed [km/h] (Section)	62.7 (1600m)
Race State	Finished



Toowoomba QLD Professional  
Race 7: BARRIER REEF POOLS Maiden Handicap - 2150m  
20 July 2024 - 20:42  
Track Rating: Good 4, Weather: Fine, Rail Position: +2m 1400m-1600m; +1m Remainder



Section	Overall	2000m	1800m	1600m	1400m	1200m	1000m	800m	600m	400m	200m		
Section Times	2:17.15 [2] (0:11.83)	2:05.32 [9] (0:11.98)	1:53.34 [9] (0:12.46)	1:40.88 [9] (0:11.74)	1:29.14 [9] (0:12.93)	1:16.21 [9] (0:12.92)	1:03.29 [8] (0:12.84)	0:50.45 [3] (0:12.39)	0:38.06 [1] (0:12.57)	0:25.49 [1] (0:12.58)	0:12.91 [1] (0:12.91)		
Average Speed [km/h]	45.9	60.0	57.1	61.4	56.6	55.9	57.0	58.9	57.9	57.5	55.9		
Top Speed [km/h]	59.3	61.5	59.2	62.7	61.9	56.9	59.1	60.2	59.6	58.3	57.5		
Avg. Dist. to Rail [m]	5.7	0.6	1.9	0.8	3.3	4.0	4.5	3.9	2.5	1.2	0.8		
Avg. Stride Freq. [Hz]	2.2	2.4	2.3	2.4	2.3	2.3	2.3	2.4	2.4	2.4	2.3		
Avg. Stride Length [m]	5.7	6.9	6.8	7.2	6.9	6.8	6.9	7.0	6.9	6.8	6.7		





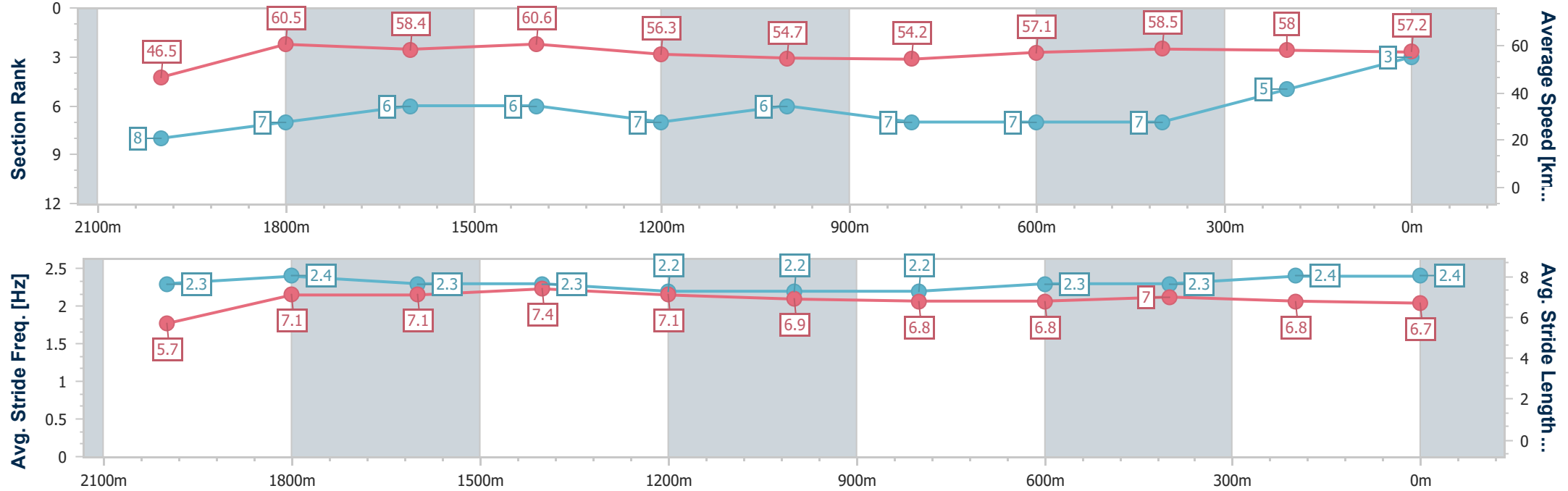
Horse/Jockey Name	Fionte
Final Rank	3
Fastest Section Time (Section)	0:11.64 (Overall)
Top Speed [km/h] (Section)	62.1 (2000m)
Race State	Finished



Toowoomba QLD Professional  
Race 7: BARRIER REEF POOLS Maiden Handicap - 2150m  
20 July 2024 - 20:42  
Track Rating: Good 4, Weather: Fine, Rail Position: +2m 1400m-1600m; +1m Remainder



Section	Overall	2000m	1800m	1600m	1400m	1200m	1000m	800m	600m	400m	200m		
Section Times	2:17.34 [3] (0:11.64)	2:05.70 [8] (0:11.91)	1:53.79 [7] (0:11.99)	1:41.80 [6] (0:11.84)	1:29.96 [6] (0:13.08)	1:16.88 [7] (0:13.23)	1:03.65 [6] (0:13.44)	0:50.21 [7] (0:12.71)	0:37.50 [7] (0:12.37)	0:25.13 [7] (0:12.55)	0:12.58 [5] (0:12.58)		
Average Speed [km/h]	46.5	60.5	58.4	60.6	56.3	54.7	54.2	57.1	58.5	58.0	57.2		
Top Speed [km/h]	60.6	62.1	59.6	61.9	60.6	56.2	54.6	61.0	61.0	59.2	57.9		
Avg. Dist. to Rail [m]	2.7	4.4	4.9	1.4	4.4	4.3	2.7	2.2	1.3	3.2	2.8		
Avg. Stride Freq. [Hz]	2.3	2.4	2.3	2.3	2.2	2.2	2.2	2.3	2.3	2.4	2.4		
Avg. Stride Length [m]	5.7	7.1	7.1	7.4	7.1	6.9	6.8	6.8	7.0	6.8	6.7		





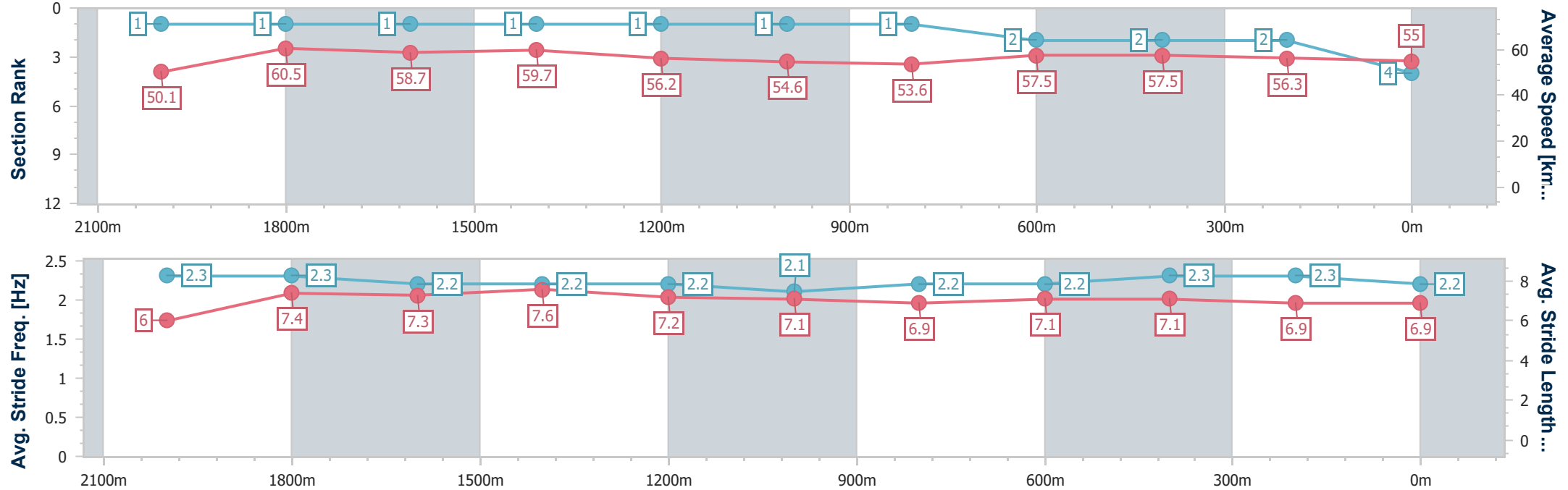
Horse/Jockey Name	Fit And Proper
Final Rank	4
Fastest Section Time (Section)	0:10.79 (Overall)
Top Speed [km/h] (Section)	64.2 (Overall)
Race State	Finished



Toowoomba QLD Professional  
Race 7: BARRIER REEF POOLS Maiden Handicap - 2150m  
20 July 2024 - 20:42  
Track Rating: Good 4, Weather: Fine, Rail Position: +2m 1400m-1600m; +1m Remainder



Section	Overall	2000m	1800m	1600m	1400m	1200m	1000m	800m	600m	400m	200m		
Section Times	2:17.54 [4] (0:10.79)	2:06.75 [1] (0:11.93)	1:54.82 [1] (0:12.00)	1:42.82 [1] (0:12.04)	1:30.78 [1] (0:13.01)	1:17.77 [1] (0:13.22)	1:04.55 [1] (0:13.51)	0:51.04 [1] (0:12.64)	0:38.40 [2] (0:12.57)	0:25.83 [2] (0:12.81)	0:13.02 [2] (0:13.02)		
Average Speed [km/h]	50.1	60.5	58.7	59.7	56.2	54.6	53.6	57.5	57.5	56.3	55.0		
Top Speed [km/h]	64.2	64.2	59.7	61.5	60.2	55.5	55.1	59.3	59.5	57.4	56.2		
Avg. Dist. to Rail [m]	6.8	2.2	3.3	0.6	2.9	2.1	1.3	2.0	1.0	0.4	0.7		
Avg. Stride Freq. [Hz]	2.3	2.3	2.2	2.2	2.2	2.1	2.2	2.2	2.3	2.3	2.2		
Avg. Stride Length [m]	6.0	7.4	7.3	7.6	7.2	7.1	6.9	7.1	7.1	6.9	6.9		





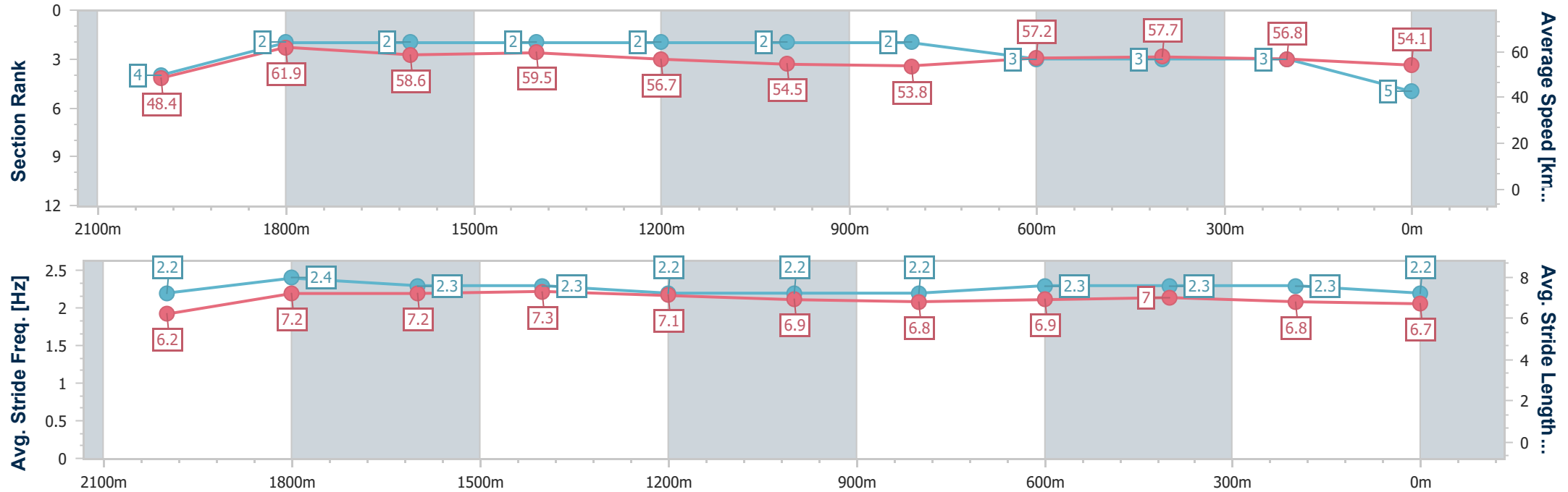
Horse/Jockey Name	Unusual Melody
Final Rank	5
Fastest Section Time (Section)	0:11.17 (Overall)
Top Speed [km/h] (Section)	64.0 (2000m)
Race State	Finished



Toowoomba QLD Professional  
Race 7: BARRIER REEF POOLS Maiden Handicap - 2150m  
20 July 2024 - 20:42  
Track Rating: Good 4, Weather: Fine, Rail Position: +2m 1400m-1600m; +1m Remainder



Section	Overall	2000m	1800m	1600m	1400m	1200m	1000m	800m	600m	400m	200m		
Section Times	2:17.98 [5] (0:11.17)	2:06.81 [4] (0:11.65)	1:55.16 [2] (0:12.14)	1:43.02 [2] (0:12.04)	1:30.98 [2] (0:12.86)	1:18.12 [2] (0:13.25)	1:04.87 [2] (0:13.48)	0:51.39 [2] (0:12.75)	0:38.64 [3] (0:12.62)	0:26.02 [3] (0:12.74)	0:13.28 [3] (0:13.28)		
Average Speed [km/h]	48.4	61.9	58.6	59.5	56.7	54.5	53.8	57.2	57.7	56.8	54.1		
Top Speed [km/h]	59.8	64.0	60.2	61.1	59.9	55.6	54.7	58.9	58.9	57.3	56.6		
Avg. Dist. to Rail [m]	3.2	0.5	2.7	0.8	2.3	2.4	2.4	3.1	2.3	1.7	2.2		
Avg. Stride Freq. [Hz]	2.2	2.4	2.3	2.3	2.2	2.2	2.2	2.3	2.3	2.3	2.2		
Avg. Stride Length [m]	6.2	7.2	7.2	7.3	7.1	6.9	6.8	6.9	7.0	6.8	6.7		





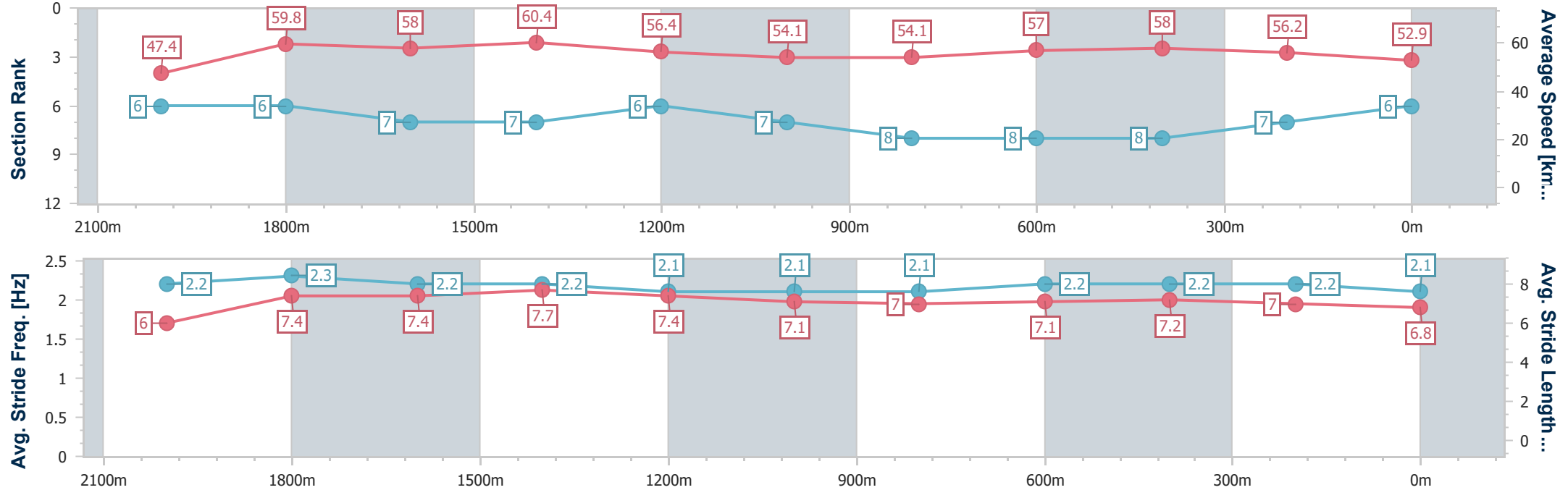
Horse/Jockey Name	The Best Bad Boy
Final Rank	6
Fastest Section Time (Section)	0:11.43 (Overall)
Top Speed [km/h] (Section)	61.9 (2000m)
Race State	Finished



Toowoomba QLD Professional  
Race 7: BARRIER REEF POOLS Maiden Handicap - 2150m  
20 July 2024 - 20:42  
Track Rating: Good 4, Weather: Fine, Rail Position: +2m 1400m-1600m; +1m Remainder



Section	Overall	2000m	1800m	1600m	1400m	1200m	1000m	800m	600m	400m	200m		
Section Times	2:18.71 [6] (0:11.43)	2:07.28 [6] (0:12.02)	1:55.26 [6] (0:12.15)	1:43.11 [7] (0:11.82)	1:31.29 [7] (0:12.96)	1:18.33 [6] (0:13.36)	1:04.97 [7] (0:13.44)	0:51.53 [8] (0:12.68)	0:38.85 [8] (0:12.45)	0:26.40 [8] (0:12.79)	0:13.61 [7] (0:13.61)		
Average Speed [km/h]	47.4	59.8	58.0	60.4	56.4	54.1	54.1	57.0	58.0	56.2	52.9		
Top Speed [km/h]	61.2	61.9	60.1	61.3	60.4	55.1	55.8	60.8	60.1	57.3	54.8		
Avg. Dist. to Rail [m]	2.0	2.9	4.0	1.2	2.8	3.7	2.7	1.3	0.6	0.4	0.4		
Avg. Stride Freq. [Hz]	2.2	2.3	2.2	2.2	2.1	2.1	2.1	2.2	2.2	2.2	2.1		
Avg. Stride Length [m]	6.0	7.4	7.4	7.7	7.4	7.1	7.0	7.1	7.2	7.0	6.8		





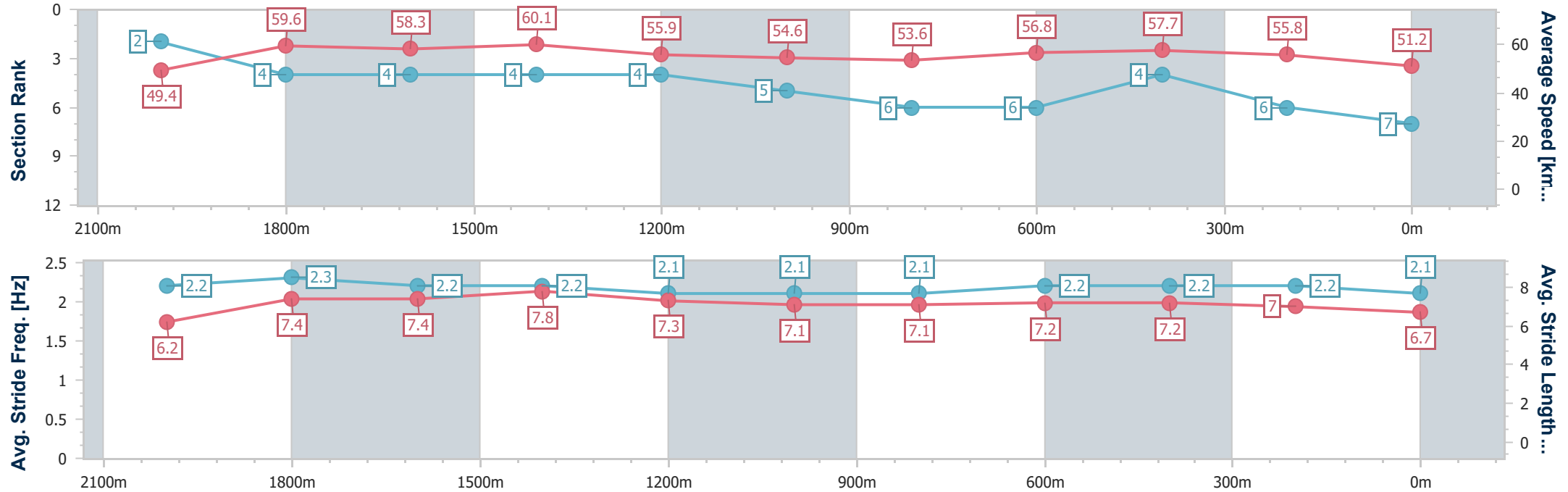
Horse/Jockey Name	Dawn Party
Final Rank	7
Fastest Section Time (Section)	0:10.98 (Overall)
Top Speed [km/h] (Section)	61.9 (Overall)
Race State	Finished



Toowoomba QLD Professional  
Race 7: BARRIER REEF POOLS Maiden Handicap - 2150m  
20 July 2024 - 20:42  
Track Rating: Good 4, Weather: Fine, Rail Position: +2m 1400m-1600m; +1m Remainder



Section	Overall	2000m	1800m	1600m	1400m	1200m	1000m	800m	600m	400m	200m		
Section Times	2:19.03 [7] (0:10.98)	2:08.05 [2] (0:12.05)	1:56.00 [4] (0:12.14)	1:43.86 [4] (0:11.97)	1:31.89 [4] (0:13.05)	1:18.84 [4] (0:13.22)	1:05.62 [5] (0:13.50)	0:52.12 [6] (0:12.70)	0:39.42 [6] (0:12.46)	0:26.96 [4] (0:12.92)	0:14.04 [6] (0:14.04)		
Average Speed [km/h]	49.4	59.6	58.3	60.1	55.9	54.6	53.6	56.8	57.7	55.8	51.2		
Top Speed [km/h]	61.9	61.8	59.1	61.3	60.0	55.7	54.6	59.1	59.3	56.4	53.2		
Avg. Dist. to Rail [m]	4.0	3.7	3.6	0.8	2.9	1.5	0.9	1.1	0.5	0.8	2.0		
Avg. Stride Freq. [Hz]	2.2	2.3	2.2	2.2	2.1	2.1	2.1	2.2	2.2	2.2	2.1		
Avg. Stride Length [m]	6.2	7.4	7.4	7.8	7.3	7.1	7.1	7.2	7.2	7.0	6.7		







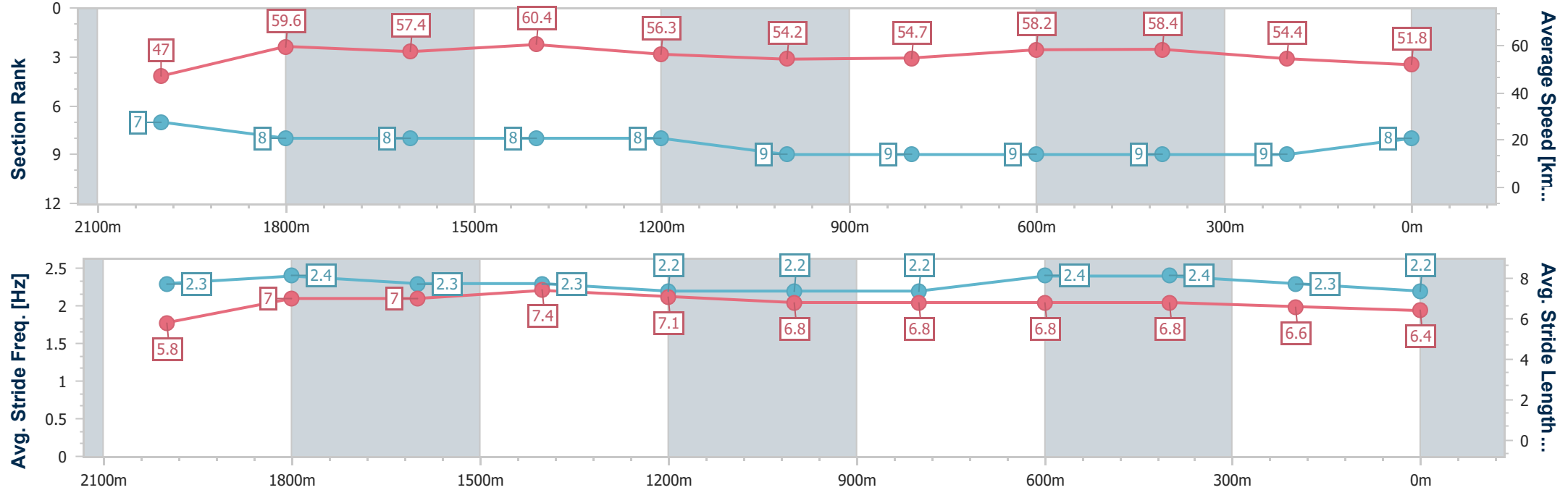
Horse/Jockey Name	My Mate Marley
Final Rank	8
Fastest Section Time (Section)	0:11.46 (Overall)
Top Speed [km/h] (Section)	61.9 (1600m)
Race State	Finished



Toowoomba QLD Professional  
Race 7: BARRIER REEF POOLS Maiden Handicap - 2150m  
20 July 2024 - 20:42  
Track Rating: Good 4, Weather: Fine, Rail Position: +2m 1400m-1600m; +1m Remainder



Section	Overall	2000m	1800m	1600m	1400m	1200m	1000m	800m	600m	400m	200m		
Section Times	2:19.61 [8] (0:11.46)	2:08.15 [7] (0:12.10)	1:56.05 [8] (0:12.25)	1:43.80 [8] (0:11.86)	1:31.94 [8] (0:13.00)	1:18.94 [8] (0:13.30)	1:05.64 [9] (0:13.35)	0:52.29 [9] (0:12.59)	0:39.70 [9] (0:12.52)	0:27.18 [9] (0:13.35)	0:13.83 [9] (0:13.83)		
Average Speed [km/h]	47.0	59.6	57.4	60.4	56.3	54.2	54.7	58.2	58.4	54.4	51.8		
Top Speed [km/h]	60.0	60.7	58.9	61.9	60.9	56.0	56.0	61.4	60.9	55.4	53.1		
Avg. Dist. to Rail [m]	2.1	3.9	4.7	1.2	3.1	3.9	4.2	4.2	3.2	1.6	2.1		
Avg. Stride Freq. [Hz]	2.3	2.4	2.3	2.3	2.2	2.2	2.2	2.4	2.4	2.3	2.2		
Avg. Stride Length [m]	5.8	7.0	7.0	7.4	7.1	6.8	6.8	6.8	6.8	6.6	6.4		





Horse/Jockey Name	Lookin' Sharp
Final Rank	9
Fastest Section Time (Section)	0:11.26 (Overall)
Top Speed [km/h] (Section)	63.0 (2000m)
Race State	Finished



Toowoomba QLD Professional  
Race 7: BARRIER REEF POOLS Maiden Handicap - 2150m  
20 July 2024 - 20:42  
Track Rating: Good 4, Weather: Fine, Rail Position: +2m 1400m-1600m; +1m Remainder



Section	Overall	2000m	1800m	1600m	1400m	1200m	1000m	800m	600m	400m	200m		
Section Times	2:19.68 [9] (0:11.26)	2:08.42 [5] (0:11.62)	1:56.80 [3] (0:12.21)	1:44.59 [3] (0:12.22)	1:32.37 [5] (0:12.99)	1:19.38 [5] (0:12.97)	1:06.41 [3] (0:13.54)	0:52.87 [5] (0:12.77)	0:40.10 [5] (0:12.62)	0:27.48 [6] (0:13.31)	0:14.17 [8] (0:14.17)		
Average Speed [km/h]	47.9	62.2	58.6	59.4	57.3	55.8	54.0	57.3	57.6	54.5	50.8		
Top Speed [km/h]	61.8	63.0	60.5	60.6	60.0	57.3	55.1	59.4	59.4	56.5	53.1		
Avg. Dist. to Rail [m]	3.9	0.7	1.3	2.9	5.7	5.0	5.1	3.6	2.1	2.0	1.5		
Avg. Stride Freq. [Hz]	2.1	2.2	2.1	2.1	2.1	2.1	2.1	2.1	2.2	2.1	2.0		
Avg. Stride Length [m]	6.2	7.7	7.6	7.8	7.6	7.4	7.3	7.4	7.4	7.1	6.9		

