



Sunshine Coast QLD Professional
Race 1: SAMIOS QTIS Three-Year-Old Colts and Geldings Maiden
Handicap - 1000m
21 July 2024 - 12:16



Track Rating: Soft 5, Weather: Fine, Rail Position: +4m Entire

Section		Overall				800m	600m	400m	200m	Last 600m		
Field Times		0:59.81 (0:13.59)				0:46.22 (0:11.07)	0:35.15 (0:11.75)	0:23.40 (0:11.34)	0:12.06 (0:12.06)	0:35.15		
Rank	TAB	Horse/Jockey	Barrier	Top Speed [km/h]	Fastest Section						Margin	Distance Travelled [m]
1	10	INTEGRITY LANE	3	67.3	0:11.08	0:59.81 [1]	0:46.07 [2]	0:34.99 [2]	0:23.34 [2]	0:12.01 [2]	0:59.81	0:34.99
		Jag Guthmann-Chester		800m	800m	(0:13.74)	(0:11.08)	(0:11.65)	(0:11.33)	(0:12.01)		
2	11	LIKE SMOKE	7	66.9	0:11.26	0:59.82 [2]	0:45.92 [5]	0:34.64 [5]	0:23.16 [4]	0:11.90 [3]	0.1L	0:34.64 +6
		Karl Zechner		800m	400m	(0:13.90)	(0:11.28)	(0:11.48)	(0:11.26)	(0:11.90)		
3	3	LANTAU ISLAND	8	68.0	0:11.07	0:59.82 [3]	0:46.23 [1]	0:35.16 [1]	0:23.41 [1]	0:12.07 [1]	0.2L	0:35.16 +3
		James Orman		800m	800m	(0:13.59)	(0:11.07)	(0:11.75)	(0:11.34)	(0:12.07)		
4	7	WARRANT	6	66.5	0:11.22	1:00.20 [4]	0:46.42 [3]	0:35.20 [3]	0:23.60 [3]	0:12.12 [4]	2.2L	0:35.20 +6
		Georgina Cartwright		800m	800m	(0:13.78)	(0:11.22)	(0:11.60)	(0:11.48)	(0:12.12)		
5	4	RUBINOVA	4	66.2	0:11.25	1:00.27 [5]	0:46.45 [4]	0:35.20 [4]	0:23.59 [5]	0:12.14 [5]	2.5L	0:35.20 +2
		Emily Lang		800m	800m	(0:13.82)	(0:11.25)	(0:11.61)	(0:11.45)	(0:12.14)		

Scratched: Kewell (#8), Bold Louie (#1), Major Freestone (#9), Flying Ting Lok (#2), Catalan Comet (#5), Cotto (#6)



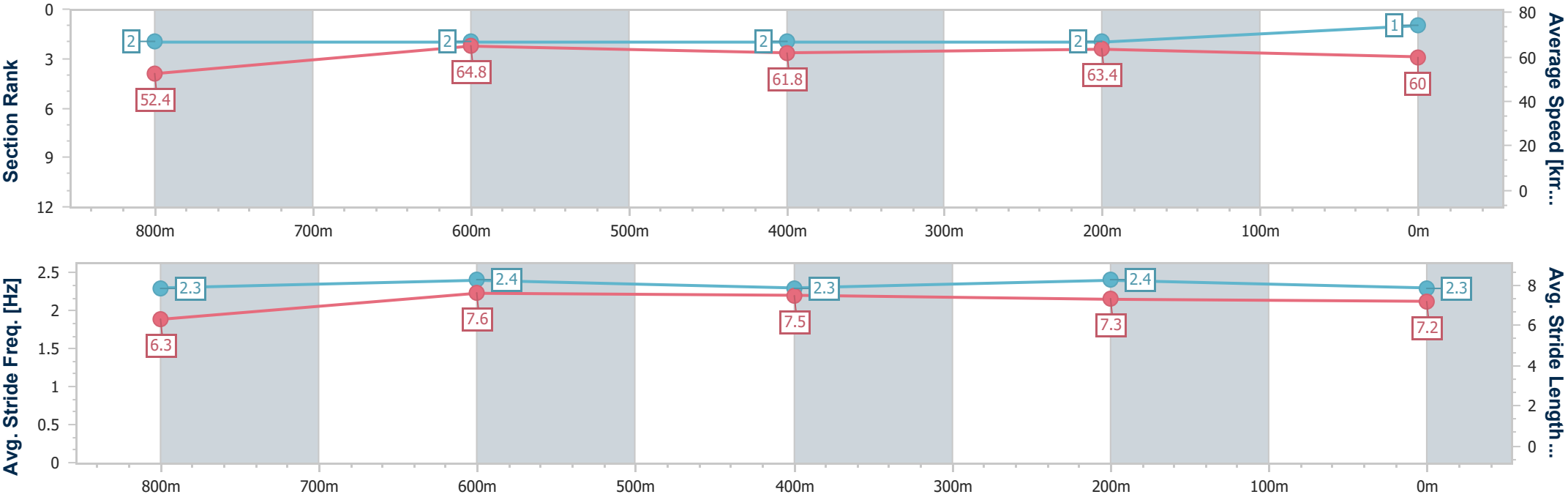
Horse/Jockey Name	Integrity Lane
Final Rank	1
Fastest Section Time (Section)	0:11.08 (800m)
Top Speed [km/h] (Section)	67.3 (800m)
Race State	Finished



Sunshine Coast QLD Professional
Race 1: SAMIOS QTIS Three-Year-Old Colts and Geldings
Maiden Handicap - 1000m
21 July 2024 - 12:16
Track Rating: Soft 5, Weather: Fine, Rail Position: +4m Entire



Section	Overall	800m	600m	400m	200m														
Section Times	0:59.81 [1] (0:13.74)	0:46.07 [2] (0:11.08)	0:34.99 [2] (0:11.65)	0:23.34 [2] (0:11.33)	0:12.01 [2] (0:12.01)														
Average Speed [km/h]	52.4	64.8	61.8	63.4	60.0														
Top Speed [km/h]	66.9	67.3	63.1	64.3	63.2														
Avg. Dist. to Rail [m]	2.6	1.1	0.9	0.8	1.2														
Avg. Stride Freq. [Hz]	2.3	2.4	2.3	2.4	2.3														
Avg. Stride Length [m]	6.3	7.6	7.5	7.3	7.2														





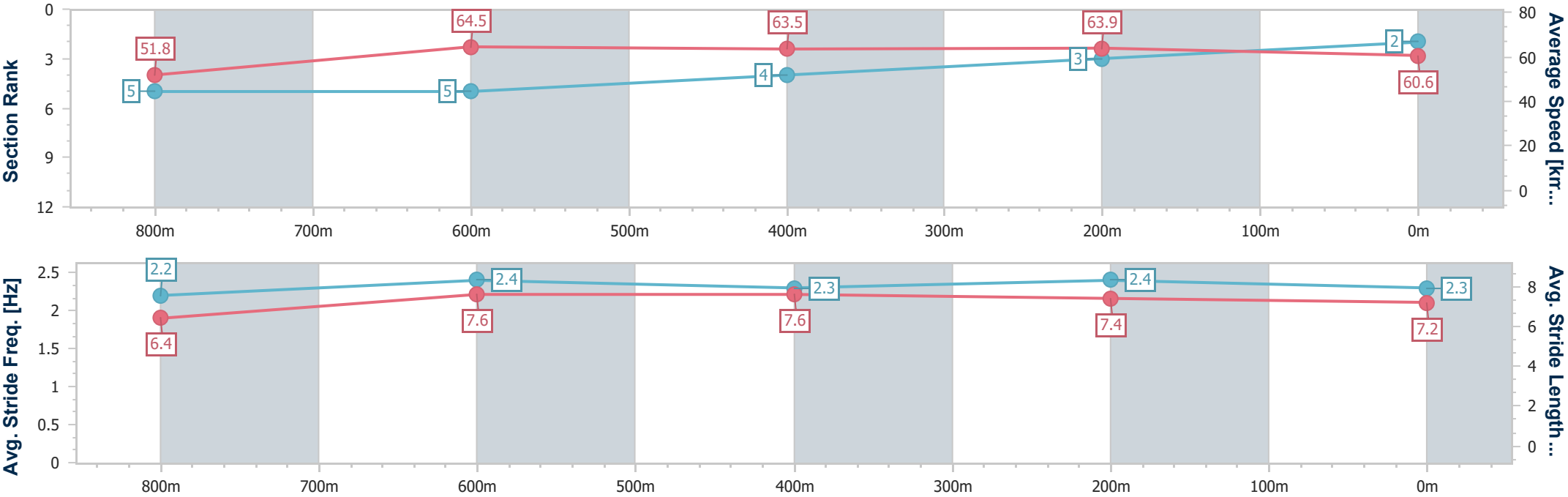
Horse/Jockey Name	Like Smoke
Final Rank	2
Fastest Section Time (Section)	0:11.26 (400m)
Top Speed [km/h] (Section)	66.9 (800m)
Race State	Finished



Sunshine Coast QLD Professional
Race 1: SAMIOS QTIS Three-Year-Old Colts and Geldings
Maiden Handicap - 1000m
21 July 2024 - 12:16
Track Rating: Soft 5, Weather: Fine, Rail Position: +4m Entire



Section	Overall	800m	600m	400m	200m															
Section Times	0:59.82 [2] (0:13.90)	0:45.92 [5] (0:11.28)	0:34.64 [5] (0:11.48)	0:23.16 [4] (0:11.26)	0:11.90 [3] (0:11.90)															
Average Speed [km/h]	51.8	64.5	63.5	63.9	60.6															
Top Speed [km/h]	66.5	66.9	64.8	64.9	63.4															
Avg. Dist. to Rail [m]	7.2	3.6	1.8	4.4	4.8															
Avg. Stride Freq. [Hz]	2.2	2.4	2.3	2.4	2.3															
Avg. Stride Length [m]	6.4	7.6	7.6	7.4	7.2															





Horse/Jockey Name	Lantau Island
Final Rank	3
Fastest Section Time (Section)	0:11.07 (800m)
Top Speed [km/h] (Section)	68.0 (800m)
Race State	Finished



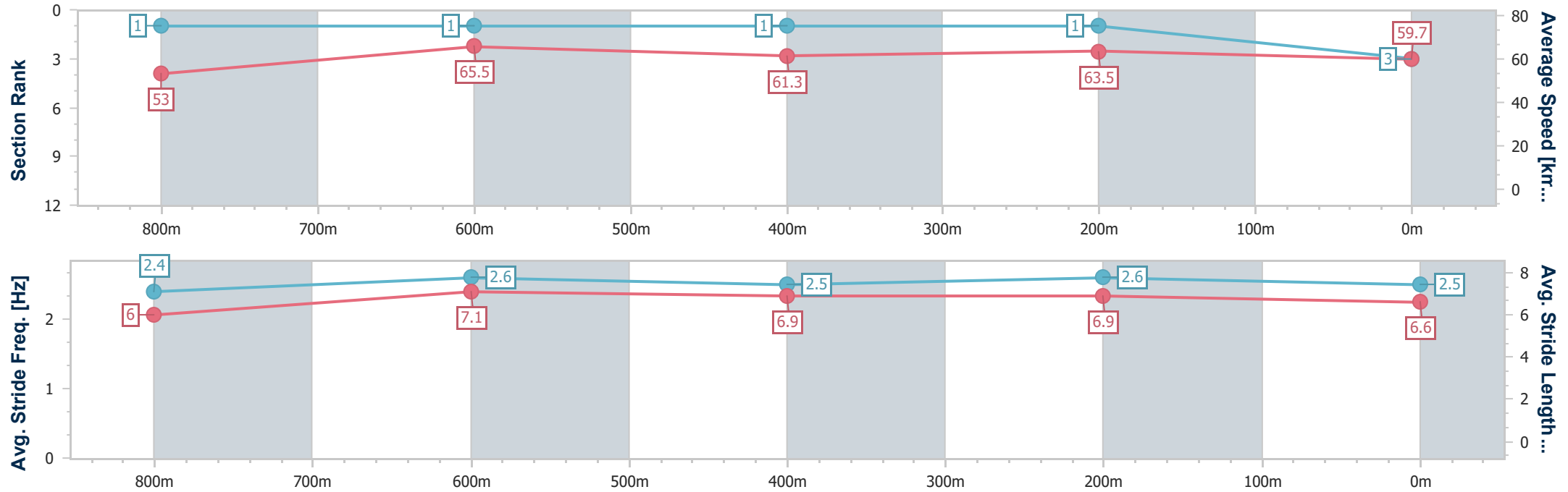
Sunshine Coast QLD Professional
Race 1: SAMIOS QTIS Three-Year-Old Colts and Geldings
Maiden Handicap - 1000m



21 July 2024 - 12:16

Track Rating: Soft 5, Weather: Fine, Rail Position: +4m Entire

Section	Overall	800m	600m	400m	200m									
Section Times	0:59.82 [3] (0:13.59)	0:46.23 [1] (0:11.07)	0:35.16 [1] (0:11.75)	0:23.41 [1] (0:11.34)	0:12.07 [1] (0:12.07)									
Average Speed [km/h]	53.0	65.5	61.3	63.5	59.7									
Top Speed [km/h]	68.0	68.0	63.4	64.3	61.8									
Avg. Dist. to Rail [m]	7.6	2.9	0.4	2.1	4.4									
Avg. Stride Freq. [Hz]	2.4	2.6	2.5	2.6	2.5									
Avg. Stride Length [m]	6.0	7.1	6.9	6.9	6.6									





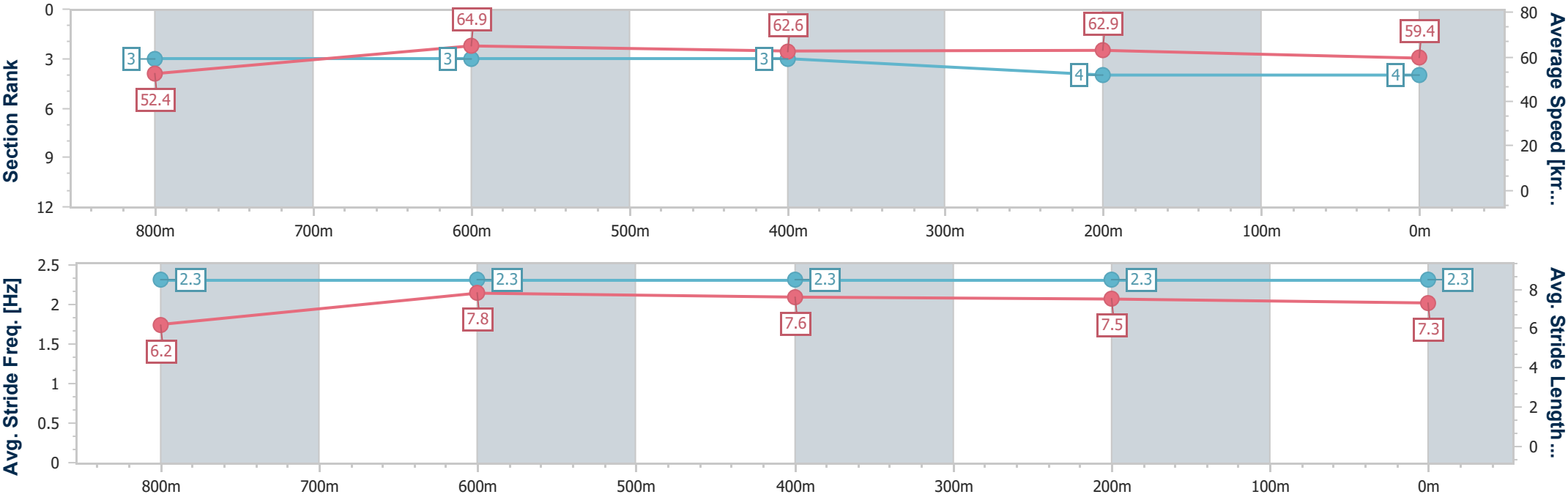
Horse/Jockey Name	Warrant
Final Rank	4
Fastest Section Time (Section)	0:11.22 (800m)
Top Speed [km/h] (Section)	66.5 (800m)
Race State	Finished



Sunshine Coast QLD Professional
Race 1: SAMIOS QTIS Three-Year-Old Colts and Geldings
Maiden Handicap - 1000m
21 July 2024 - 12:16
Track Rating: Soft 5, Weather: Fine, Rail Position: +4m Entire



Section	Overall	800m	600m	400m	200m														
Section Times	1:00.20 [4] (0:13.78)	0:46.42 [3] (0:11.22)	0:35.20 [3] (0:11.60)	0:23.60 [3] (0:11.48)	0:12.12 [4] (0:12.12)														
Average Speed [km/h]	52.4	64.9	62.6	62.9	59.4														
Top Speed [km/h]	66.5	66.5	63.8	63.9	61.1														
Avg. Dist. to Rail [m]	5.5	3.1	2.0	4.8	4.2														
Avg. Stride Freq. [Hz]	2.3	2.3	2.3	2.3	2.3														
Avg. Stride Length [m]	6.2	7.8	7.6	7.5	7.3														





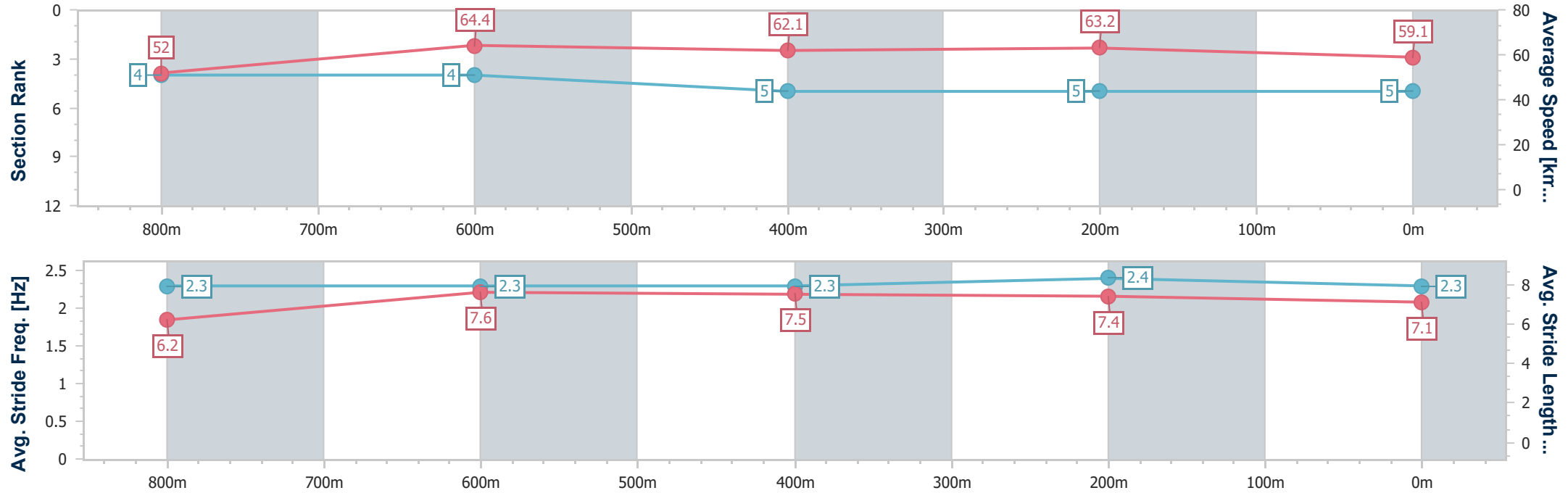
Horse/Jockey Name	Rubinova
Final Rank	5
Fastest Section Time (Section)	0:11.25 (800m)
Top Speed [km/h] (Section)	66.2 (800m)
Race State	Finished



Sunshine Coast QLD Professional
Race 1: SAMIOS QTIS Three-Year-Old Colts and Geldings
Maiden Handicap - 1000m
21 July 2024 - 12:16
Track Rating: Soft 5, Weather: Fine, Rail Position: +4m Entire



Section	Overall	800m	600m	400m	200m															
Section Times	1:00.27 [5] (0:13.82)	0:46.45 [4] (0:11.25)	0:35.20 [4] (0:11.61)	0:23.59 [5] (0:11.45)	0:12.14 [5] (0:12.14)															
Average Speed [km/h]	52.0	64.4	62.1	63.2	59.1															
Top Speed [km/h]	64.9	66.2	63.4	63.8	61.6															
Avg. Dist. to Rail [m]	4.7	2.3	0.3	1.7	2.1															
Avg. Stride Freq. [Hz]	2.3	2.3	2.3	2.4	2.3															
Avg. Stride Length [m]	6.2	7.6	7.5	7.4	7.1															





Sunshine Coast QLD Professional

Race 2: PIER 33 OPEN Handicap - 1000m

21 July 2024 - 12:53



Track Rating: Soft 5, Weather: Fine, Rail Position: +4m Entire

Section							Overall	800m	600m	400m	200m			Last 600m
Field Times							0:58.88 (0:13.39)	0:45.49 (0:10.62)	0:34.87 (0:11.06)	0:23.81 (0:11.32)	0:12.49 (0:12.49)			0:34.87
Rank	TAB	Horse/Jockey	Barrier	Top Speed [km/h]	Fastest Section						Margin			Distance Travelled [m]
1	3	MAHBABY	5	68.7	0:10.68	0:58.88 [1]	0:45.20 [5]	0:34.52 [5]	0:23.35 [7]	0:12.13 [6]	0:58.88			0:34.52
		Karl Zechner		800m	800m	(0:13.68)	(0:10.68)	(0:11.17)	(0:11.22)	(0:12.13)				
2	2	KINGSTON'S HERE	7	69.4	0:10.48	0:59.05 [2]	0:44.80 [7]	0:34.32 [7]	0:23.55 [6]	0:12.39 [3]	0.8L			0:34.32
		Cody Collis		800m	800m	(0:14.25)	(0:10.48)	(0:10.77)	(0:11.16)	(0:12.39)				
3	6	YOUR TOO GOOD	2	69.0	0:10.65	0:59.11 [3]	0:45.66 [3]	0:35.01 [2]	0:23.81 [3]	0:12.53 [2]	1.1L			0:35.01
		Samantha Collett		800m	800m	(0:13.45)	(0:10.65)	(0:11.20)	(0:11.28)	(0:12.53)				
4	5	DARE TO SHARE	4	69.1	0:10.62	0:59.15 [4]	0:45.76 [2]	0:35.14 [1]	0:24.08 [1]	0:12.76 [1]	1.3L			0:35.14
		Shania Willis		800m	800m	(0:13.39)	(0:10.62)	(0:11.06)	(0:11.32)	(0:12.76)				
5	4	TORBRECK	3	68.4	0:10.64	0:59.20 [5]	0:45.48 [6]	0:34.84 [5]	0:23.82 [5]	0:12.48 [5]	1.5L			0:34.84
		Landan Sykes		800m	800m	(0:13.72)	(0:10.64)	(0:11.02)	(0:11.34)	(0:12.48)				
6	1	KING KLAUS	6	68.4	0:10.76	0:59.29 [6]	0:45.75 [4]	0:34.99 [4]	0:23.92 [4]	0:12.61 [4]	1.9L			0:34.99
		Dale Smith		800m	800m	(0:13.54)	(0:10.76)	(0:11.07)	(0:11.31)	(0:12.61)				
7	7	HARD LANDING	1	68.0	0:10.71	1:00.31 [7]	0:46.92 [1]	0:36.21 [3]	0:25.13 [2]	0:13.42 [7]	7.7L			0:36.21
		Nikita Beriman		800m	800m	(0:13.39)	(0:10.71)	(0:11.08)	(0:11.71)	(0:13.42)				



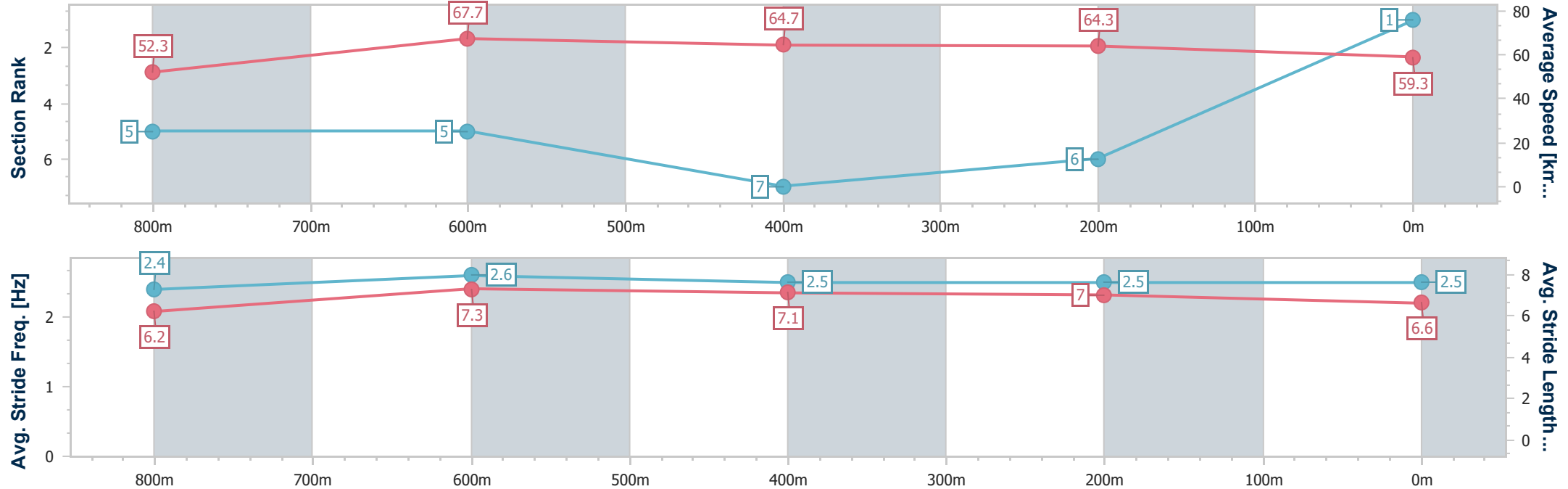
Horse/Jockey Name	Mahbaby
Final Rank	1
Fastest Section Time (Section)	0:10.68 (800m)
Top Speed [km/h] (Section)	68.7 (800m)
Race State	Finished



Sunshine Coast QLD Professional
Race 2: PIER 33 OPEN Handicap - 1000m
21 July 2024 - 12:53
Track Rating: Soft 5, Weather: Fine, Rail Position: +4m Entire



Section	Overall	800m	600m	400m	200m														
Section Times	0:58.88 [1] (0:13.68)	0:45.20 [5] (0:10.68)	0:34.52 [5] (0:11.17)	0:23.35 [7] (0:11.22)	0:12.13 [6] (0:12.13)														
Average Speed [km/h]	52.3	67.7	64.7	64.3	59.3														
Top Speed [km/h]	62.6	68.7	68.4	66.2	64.7														
Avg. Dist. to Rail [m]	5.7	3.6	2.4	3.6	4.1														
Avg. Stride Freq. [Hz]	2.4	2.6	2.5	2.5	2.5														
Avg. Stride Length [m]	6.2	7.3	7.1	7.0	6.6														





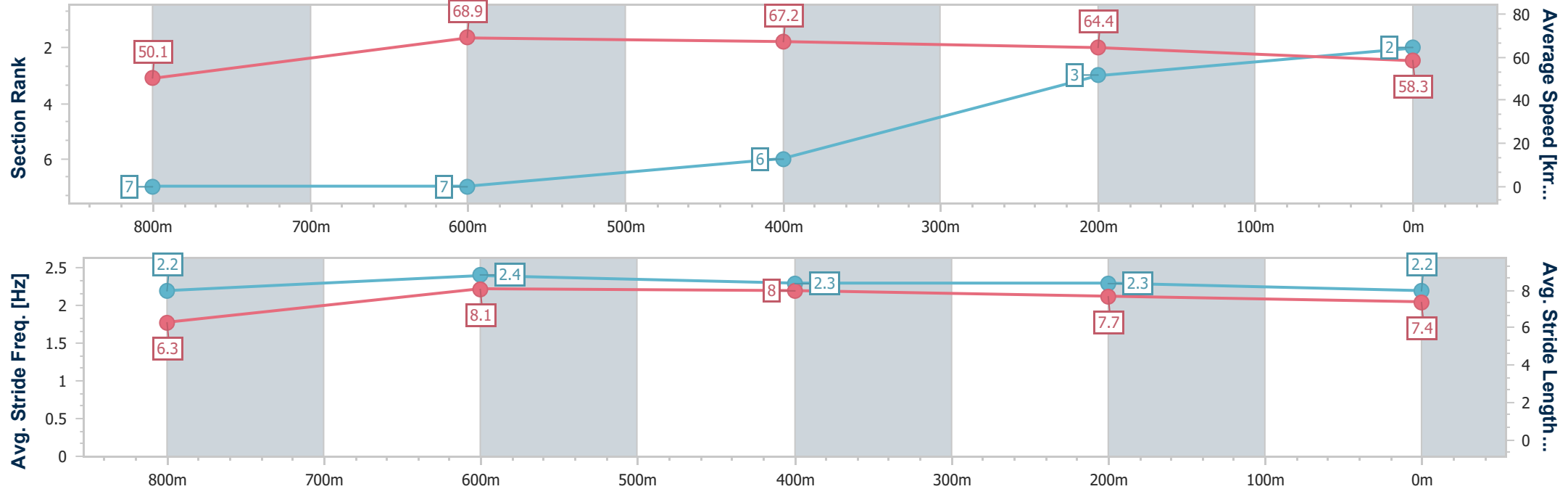
Horse/Jockey Name	Kingston's Here
Final Rank	2
Fastest Section Time (Section)	0:10.48 (800m)
Top Speed [km/h] (Section)	69.4 (800m)
Race State	Finished



Sunshine Coast QLD Professional
Race 2: PIER 33 OPEN Handicap - 1000m
21 July 2024 - 12:53
Track Rating: Soft 5, Weather: Fine, Rail Position: +4m Entire



Section	Overall	800m	600m	400m	200m										
Section Times	0:59.05 [2] (0:14.25)	0:44.80 [7] (0:10.48)	0:34.32 [7] (0:10.77)	0:23.55 [6] (0:11.16)	0:12.39 [3] (0:12.39)										
Average Speed [km/h]	50.1	68.9	67.2	64.4	58.3										
Top Speed [km/h]	62.4	69.4	69.4	67.9	65.1										
Avg. Dist. to Rail [m]	7.0	2.8	2.5	4.9	6.4										
Avg. Stride Freq. [Hz]	2.2	2.4	2.3	2.3	2.2										
Avg. Stride Length [m]	6.3	8.1	8.0	7.7	7.4										



[] Ranking at each section and finish
-.-.- No data available at this section
NA No data available



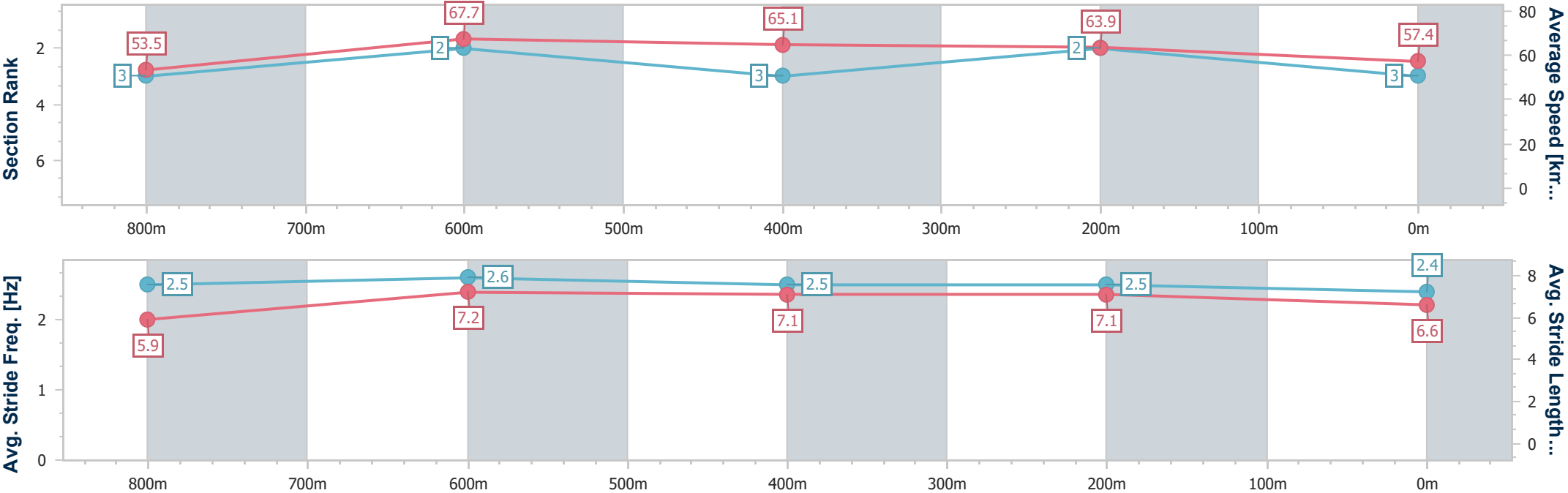
Horse/Jockey Name	Your Too Good
Final Rank	3
Fastest Section Time (Section)	0:10.65 (800m)
Top Speed [km/h] (Section)	69.0 (800m)
Race State	Finished



Sunshine Coast QLD Professional
Race 2: PIER 33 OPEN Handicap - 1000m
21 July 2024 - 12:53
Track Rating: Soft 5, Weather: Fine, Rail Position: +4m Entire



Section	Overall	800m	600m	400m	200m										
Section Times	0:59.11 [3] (0:13.45)	0:45.66 [3] (0:10.65)	0:35.01 [2] (0:11.20)	0:23.81 [3] (0:11.28)	0:12.53 [2] (0:12.53)										
Average Speed [km/h]	53.5	67.7	65.1	63.9	57.4										
Top Speed [km/h]	63.1	69.0	68.5	66.1	64.4										
Avg. Dist. to Rail [m]	3.9	2.7	3.3	3.1	3.6										
Avg. Stride Freq. [Hz]	2.5	2.6	2.5	2.5	2.4										
Avg. Stride Length [m]	5.9	7.2	7.1	7.1	6.6										





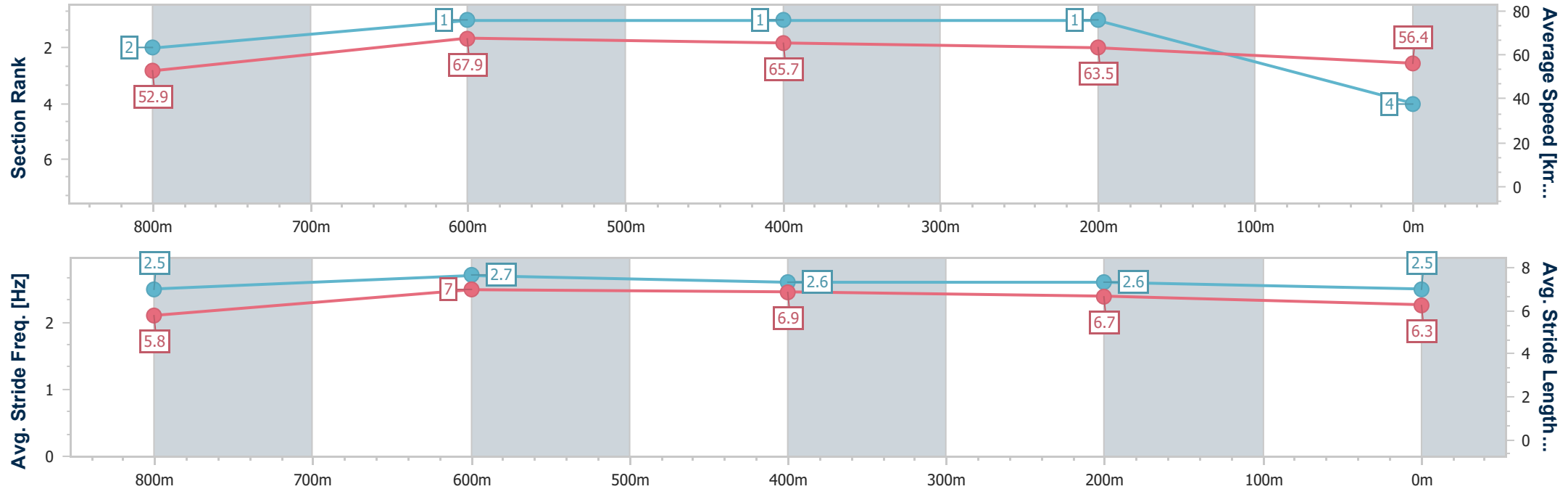
Horse/Jockey Name	Dare To Share
Final Rank	4
Fastest Section Time (Section)	0:10.62 (800m)
Top Speed [km/h] (Section)	69.1 (800m)
Race State	Finished



Sunshine Coast QLD Professional
Race 2: PIER 33 OPEN Handicap - 1000m
21 July 2024 - 12:53
Track Rating: Soft 5, Weather: Fine, Rail Position: +4m Entire



Section	Overall	800m	600m	400m	200m															
Section Times	0:59.15 [4] (0:13.39)	0:45.76 [2] (0:10.62)	0:35.14 [1] (0:11.06)	0:24.08 [1] (0:11.32)	0:12.76 [1] (0:12.76)															
Average Speed [km/h]	52.9	67.9	65.7	63.5	56.4															
Top Speed [km/h]	62.5	69.1	68.9	66.2	64.1															
Avg. Dist. to Rail [m]	5.3	4.2	3.0	2.1	0.2															
Avg. Stride Freq. [Hz]	2.5	2.7	2.6	2.6	2.5															
Avg. Stride Length [m]	5.8	7.0	6.9	6.7	6.3															





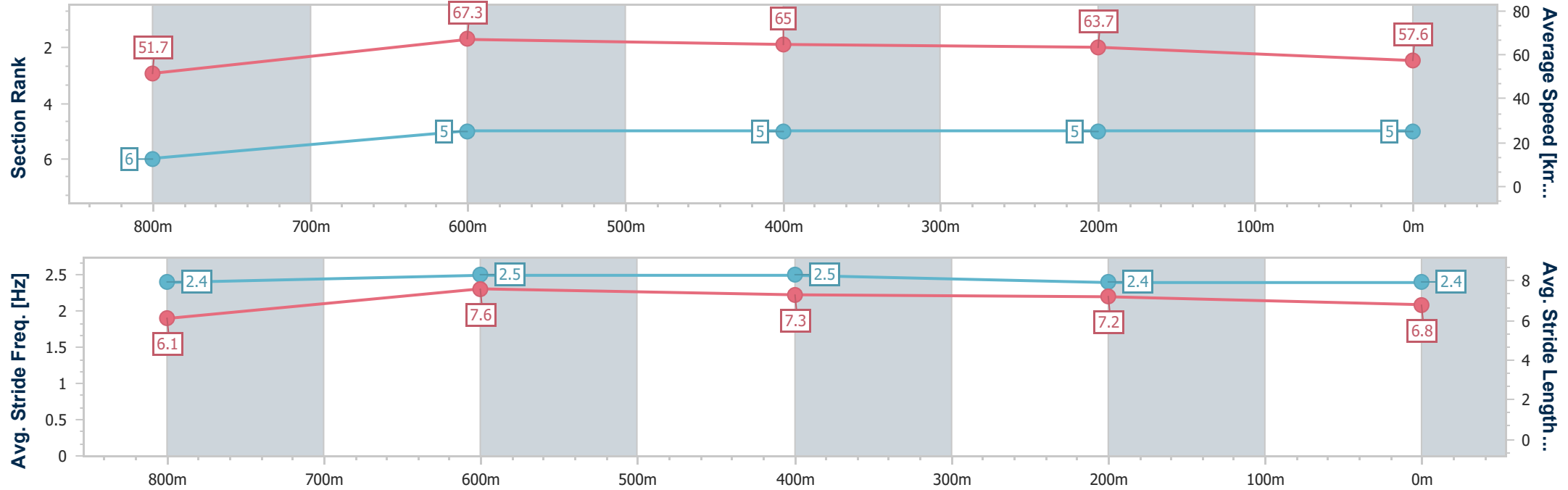
Horse/Jockey Name	Torbreck
Final Rank	5
Fastest Section Time (Section)	0:10.64 (800m)
Top Speed [km/h] (Section)	68.4 (800m)
Race State	Finished



Sunshine Coast QLD Professional
Race 2: PIER 33 OPEN Handicap - 1000m
21 July 2024 - 12:53
Track Rating: Soft 5, Weather: Fine, Rail Position: +4m Entire



Section	Overall	800m	600m	400m	200m															
Section Times	0:59.20 [5] (0:13.72)	0:45.48 [6] (0:10.64)	0:34.84 [5] (0:11.02)	0:23.82 [5] (0:11.34)	0:12.48 [5] (0:12.48)															
Average Speed [km/h]	51.7	67.3	65.0	63.7	57.6															
Top Speed [km/h]	62.8	68.4	67.9	65.9	64.3															
Avg. Dist. to Rail [m]	3.5	1.0	0.8	1.3	0.9															
Avg. Stride Freq. [Hz]	2.4	2.5	2.5	2.4	2.4															
Avg. Stride Length [m]	6.1	7.6	7.3	7.2	6.8															





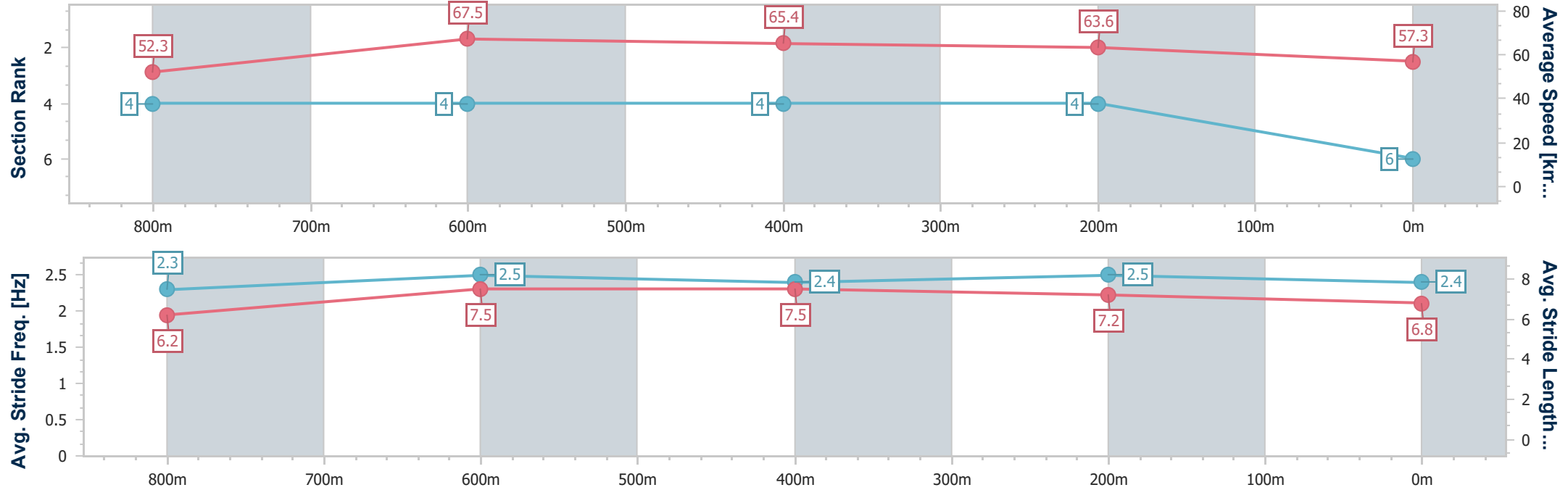
Horse/Jockey Name	King Klaus
Final Rank	6
Fastest Section Time (Section)	0:10.76 (800m)
Top Speed [km/h] (Section)	68.4 (800m)
Race State	Finished



Sunshine Coast QLD Professional
Race 2: PIER 33 OPEN Handicap - 1000m
21 July 2024 - 12:53
Track Rating: Soft 5, Weather: Fine, Rail Position: +4m Entire



Section	Overall	800m	600m	400m	200m										
Section Times	0:59.29 [6] (0:13.54)	0:45.75 [4] (0:10.76)	0:34.99 [4] (0:11.07)	0:23.92 [4] (0:11.31)	0:12.61 [4] (0:12.61)										
Average Speed [km/h]	52.3	67.5	65.4	63.6	57.3										
Top Speed [km/h]	62.5	68.4	68.0	65.8	64.3										
Avg. Dist. to Rail [m]	6.5	3.5	1.5	3.3	4.6										
Avg. Stride Freq. [Hz]	2.3	2.5	2.4	2.5	2.4										
Avg. Stride Length [m]	6.2	7.5	7.5	7.2	6.8										





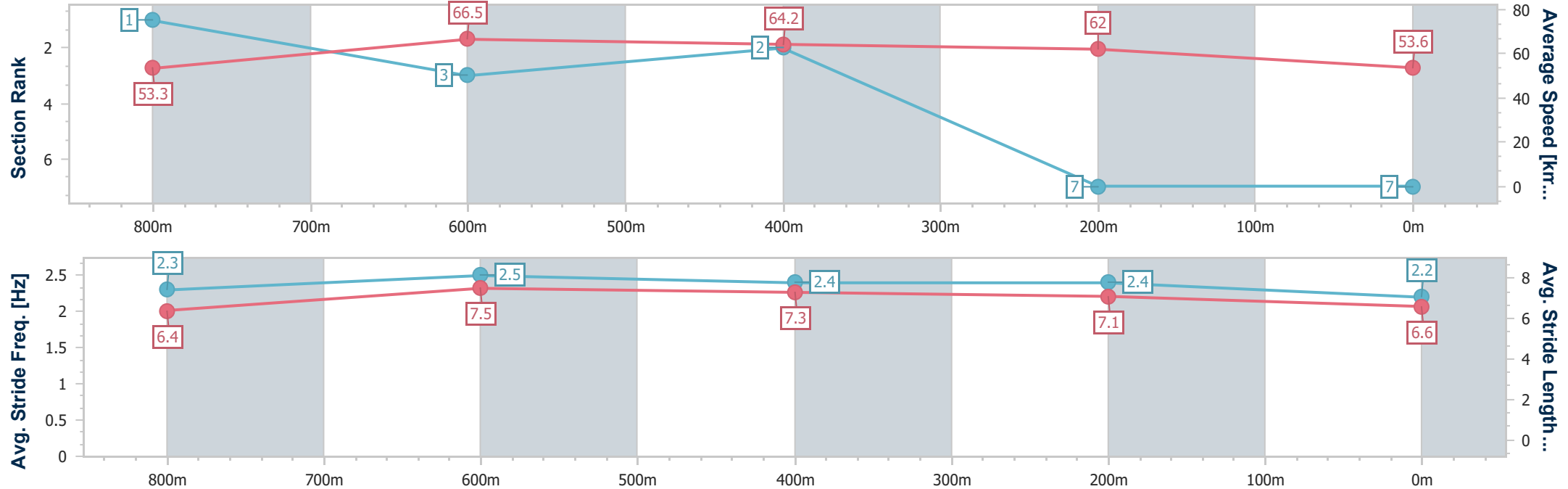
Horse/Jockey Name	Hard Landing
Final Rank	7
Fastest Section Time (Section)	0:10.71 (800m)
Top Speed [km/h] (Section)	68.0 (800m)
Race State	Finished



Sunshine Coast QLD Professional
Race 2: PIER 33 OPEN Handicap - 1000m
21 July 2024 - 12:53
Track Rating: Soft 5, Weather: Fine, Rail Position: +4m Entire



Section	Overall	800m	600m	400m	200m															
Section Times	1:00.31 [7] (0:13.39)	0:46.92 [1] (0:10.71)	0:36.21 [3] (0:11.08)	0:25.13 [2] (0:11.71)	0:13.42 [7] (0:13.42)															
Average Speed [km/h]	53.3	66.5	64.2	62.0	53.6															
Top Speed [km/h]	63.1	68.0	67.6	65.1	62.0															
Avg. Dist. to Rail [m]	3.0	1.2	0.4	0.6	0.2															
Avg. Stride Freq. [Hz]	2.3	2.5	2.4	2.4	2.2															
Avg. Stride Length [m]	6.4	7.5	7.3	7.1	6.6															





Sunshine Coast QLD Professional
Race 3: MILLER SOCKHILL QTIS Three-Year-Old Fillies Maiden
Handicap - 1000m
21 July 2024 - 13:34



Track Rating: Soft 5, Weather: Fine, Rail Position: +4m Entire

Section						Overall	800m	600m	400m	200m			Last 600m
Field Times						0:58.88 (0:13.24)	0:45.64 (0:10.51)	0:35.13 (0:11.02)	0:24.11 (0:11.38)	0:12.73 (0:12.73)			0:35.13
Rank	TAB	Horse/Jockey	Barrier	Top Speed [km/h]	Fastest Section						Margin		Distance Travelled [m]
1	5	SUPER DAISY	3	69.9	0:10.51	0:58.88 [1]	0:45.64 [1]	0:35.13 [1]	0:24.11 [2]	0:12.73 [1]	0:58.88	0:35.13	
		Nikita Beriman		800m	800m	(0:13.24)	(0:10.51)	(0:11.02)	(0:11.38)	(0:12.73)			
2	2	LADY LUCIFER	7	69.9	0:10.66	0:58.88 [2]	0:45.11 [7]	0:34.45 [6]	0:23.34 [6]	0:12.15 [3]	0.1L	0:34.45	+3
		James Orman		800m	800m	(0:13.77)	(0:10.66)	(0:11.11)	(0:11.19)	(0:12.15)			
3	7	DIVINE GEM	5	70.4	0:10.49	0:59.15 [3]	0:45.80 [2]	0:35.31 [2]	0:24.38 [1]	0:12.89 [2]	1.6L	0:35.31	+2
		Nathan Thomas		800m	800m	(0:13.35)	(0:10.49)	(0:10.93)	(0:11.49)	(0:12.89)			
4	6	PRINCESS MONEYBAGS	13	67.7	0:11.00	0:59.69 [4]	0:45.66 [9]	0:34.66 [10]	0:23.61 [8]	0:12.32 [5]	4.6L	0:34.66	+0
		Boris Thornton		800m	800m	(0:14.03)	(0:11.00)	(0:11.05)	(0:11.29)	(0:12.32)			
5	11	TALAKAI	2	68.5	0:10.75	1:00.29 [5]	0:46.42 [8]	0:35.67 [7]	0:24.51 [7]	0:12.60 [8]	7.9L	0:35.67	-2
		Emily Lang		800m	800m	(0:13.87)	(0:10.75)	(0:11.16)	(0:11.91)	(0:12.60)			
6	8	OUR BLING	11	66.8	0:10.84	1:00.33 [6]	0:46.16 [10]	0:35.32 [9]	0:24.06 [9]	0:12.56 [9]	8.1L	0:35.32	-1
		Samantha Collett		800m	800m	(0:14.17)	(0:10.84)	(0:11.26)	(0:11.50)	(0:12.56)			
7	3	MADAM BORODINA	4	68.8	0:10.65	1:00.37 [7]	0:46.62 [6]	0:35.97 [5]	0:24.85 [5]	0:12.97 [6]	8.3L	0:35.97	-4
		Tahlia Fenlon		800m	800m	(0:13.75)	(0:10.65)	(0:11.12)	(0:11.88)	(0:12.97)			
8	10	DEMES GIRL	1	68.7	0:10.66	1:00.88 [8]	0:47.25 [4]	0:36.59 [4]	0:25.45 [4]	0:13.53 [4]	11.1L	0:36.59	-5
		Justin Stanley		800m	800m	(0:13.63)	(0:10.66)	(0:11.14)	(0:11.92)	(0:13.53)			
9	13	BRAIDWOOD QUEEN	9	66.7	0:11.06	1:01.07 [9]	0:47.35 [5]	0:36.29 [8]	0:24.71 [10]	0:12.89 [10]	12.1L	0:36.29	+4
		Shania Willis		800m	800m	(0:13.72)	(0:11.06)	(0:11.58)	(0:11.82)	(0:12.89)			
10	4	SNEAKY TOO	6	70.2	0:10.64	1:02.08 [10]	0:48.72 [3]	0:38.08 [3]	0:26.84 [3]	0:14.57 [7]	17.9L	0:38.08	+1
		Dale Smith		800m	800m	(0:13.36)	(0:10.64)	(0:11.24)	(0:12.27)	(0:14.57)			

Scratched: Boating (#1), Rip Up Ruby (#9), Widgee Lace (#12)

Report Created: Sun 21 July 2024 13:54 GMT+10 (Note: Timing is based on position data)

Page 1/11

[] Ranking at each section and finish
-:-:- No data available at this section
NA No data available

SCN Saddle cloth number
DNF Did not finish
DNT Did not track

data processed by  TRIPLESDATA



Horse/Jockey Name	Super Daisy
Final Rank	1
Fastest Section Time (Section)	0:10.51 (800m)
Top Speed [km/h] (Section)	69.9 (800m)
Race State	Finished



Sunshine Coast QLD Professional

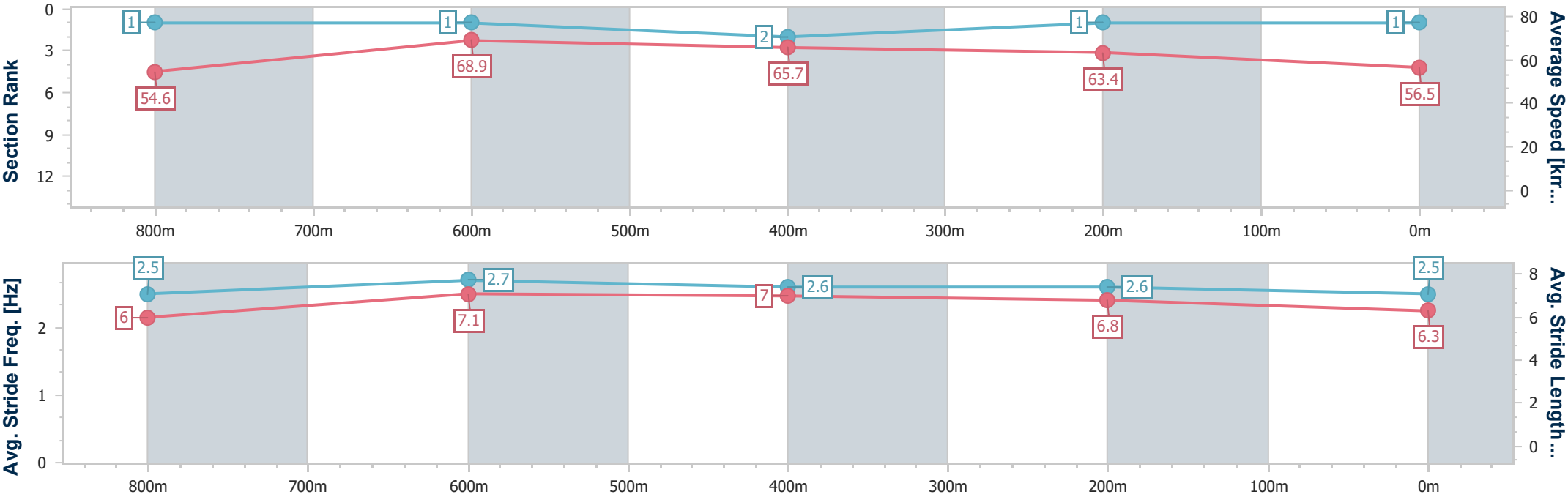
Race 3: MILLER SOCKHILL QTIS Three-Year-Old Fillies Maiden Handicap - 1000m

SCTC SUNSHINE COAST TURF CLUB

21 July 2024 - 13:34

Track Rating: Soft 5, Weather: Fine, Rail Position: +4m Entire

Section	Overall	800m	600m	400m	200m														
Section Times	0:58.88 [1] (0:13.24)	0:45.64 [1] (0:10.51)	0:35.13 [1] (0:11.02)	0:24.11 [2] (0:11.38)	0:12.73 [1] (0:12.73)														
Average Speed [km/h]	54.6	68.9	65.7	63.4	56.5														
Top Speed [km/h]	69.1	69.9	67.5	65.9	61.1														
Avg. Dist. to Rail [m]	3.7	1.7	1.2	1.8	1.9														
Avg. Stride Freq. [Hz]	2.5	2.7	2.6	2.6	2.5														
Avg. Stride Length [m]	6.0	7.1	7.0	6.8	6.3														





Horse/Jockey Name	Lady Lucifer
Final Rank	2
Fastest Section Time (Section)	0:10.66 (800m)
Top Speed [km/h] (Section)	69.9 (800m)
Race State	Finished



Sunshine Coast QLD Professional

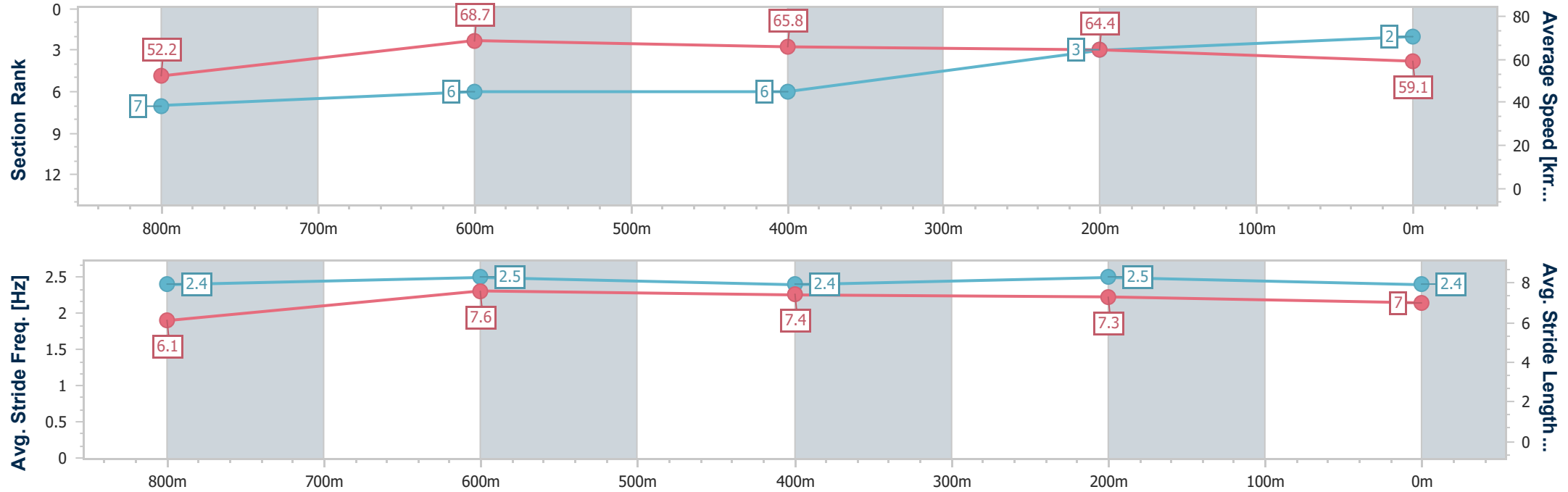
Race 3: MILLER SOCKHILL QTIS Three-Year-Old Fillies Maiden Handicap - 1000m

SCTC SUNSHINE COAST TURF CLUB

21 July 2024 - 13:34

Track Rating: Soft 5, Weather: Fine, Rail Position: +4m Entire

Section	Overall	800m	600m	400m	200m															
Section Times	0:58.88 [2] (0:13.77)	0:45.11 [7] (0:10.66)	0:34.45 [6] (0:11.11)	0:23.34 [6] (0:11.19)	0:12.15 [3] (0:12.15)															
Average Speed [km/h]	52.2	68.7	65.8	64.4	59.1															
Top Speed [km/h]	69.6	69.9	68.3	66.2	62.7															
Avg. Dist. to Rail [m]	7.6	3.6	3.0	5.4	5.6															
Avg. Stride Freq. [Hz]	2.4	2.5	2.4	2.5	2.4															
Avg. Stride Length [m]	6.1	7.6	7.4	7.3	7.0															





Horse/Jockey Name	Divine Gem
Final Rank	3
Fastest Section Time (Section)	0:10.49 (800m)
Top Speed [km/h] (Section)	70.4 (800m)
Race State	Finished



Sunshine Coast QLD Professional

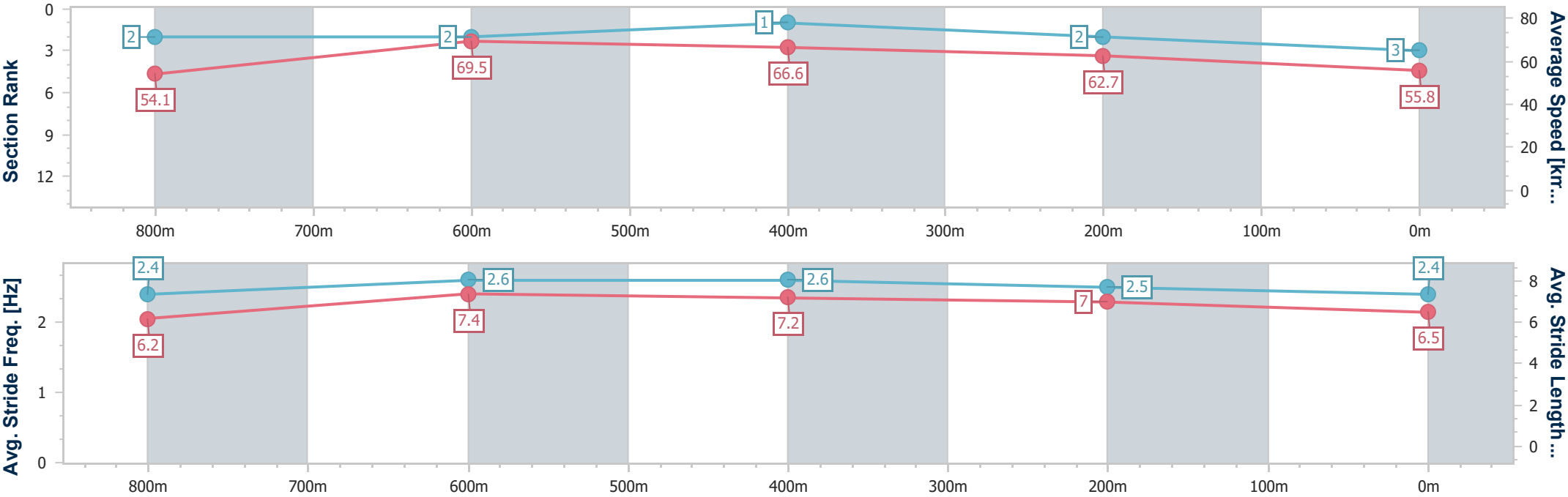
Race 3: MILLER SOCKHILL QTIS Three-Year-Old Fillies Maiden Handicap - 1000m

SCTC SUNSHINE COAST TURF CLUB

21 July 2024 - 13:34

Track Rating: Soft 5, Weather: Fine, Rail Position: +4m Entire

Section	Overall	800m	600m	400m	200m										
Section Times	0:59.15 [3] (0:13.35)	0:45.80 [2] (0:10.49)	0:35.31 [2] (0:10.93)	0:24.38 [1] (0:11.49)	0:12.89 [2] (0:12.89)										
Average Speed [km/h]	54.1	69.5	66.6	62.7	55.8										
Top Speed [km/h]	68.5	70.4	68.9	65.0	59.8										
Avg. Dist. to Rail [m]	5.3	3.4	2.2	4.4	3.4										
Avg. Stride Freq. [Hz]	2.4	2.6	2.6	2.5	2.4										
Avg. Stride Length [m]	6.2	7.4	7.2	7.0	6.5										





Horse/Jockey Name	Princess Moneybags
Final Rank	4
Fastest Section Time (Section)	0:11.00 (800m)
Top Speed [km/h] (Section)	67.7 (800m)
Race State	Finished



Sunshine Coast QLD Professional

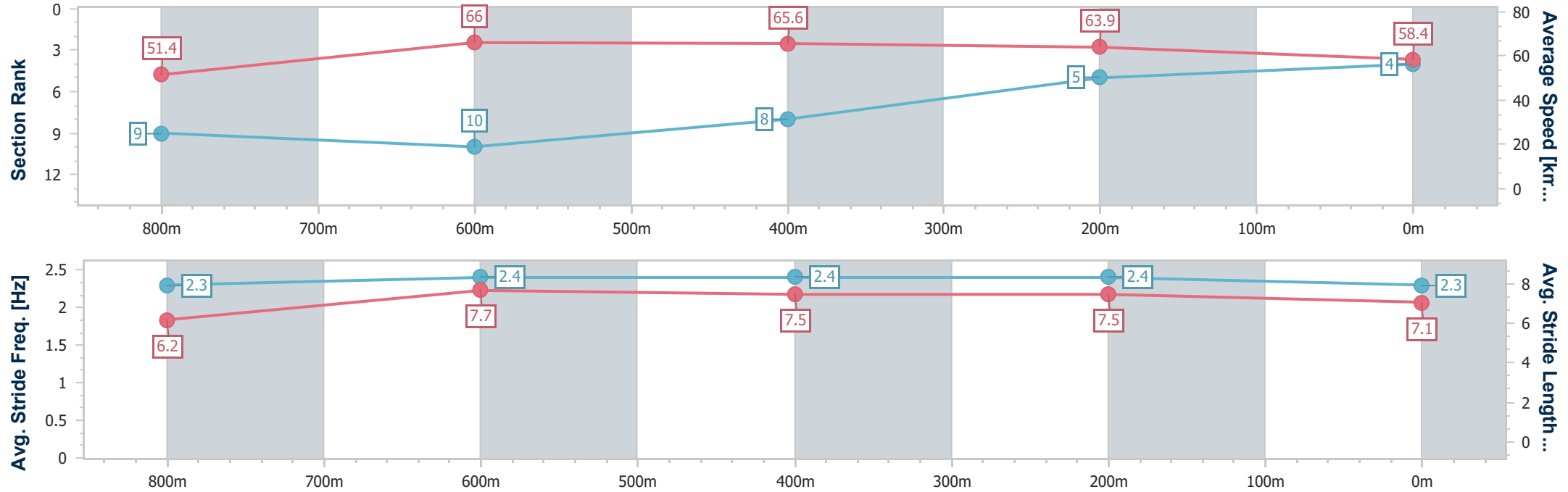
Race 3: MILLER SOCKHILL QTIS Three-Year-Old Fillies Maiden Handicap - 1000m

SCTC SUNSHINE COAST TURF CLUB

21 July 2024 - 13:34

Track Rating: Soft 5, Weather: Fine, Rail Position: +4m Entire

Section	Overall	800m	600m	400m	200m										
Section Times	0:59.69 [4] (0:14.03)	0:45.66 [9] (0:11.00)	0:34.66 [10] (0:11.05)	0:23.61 [8] (0:11.29)	0:12.32 [5] (0:12.32)										
Average Speed [km/h]	51.4	66.0	65.6	63.9	58.4										
Top Speed [km/h]	66.2	67.7	66.0	66.8	61.8										
Avg. Dist. to Rail [m]	8.6	2.9	0.9	3.3	4.8										
Avg. Stride Freq. [Hz]	2.3	2.4	2.4	2.4	2.3										
Avg. Stride Length [m]	6.2	7.7	7.5	7.5	7.1										





Horse/Jockey Name	Talakai
Final Rank	5
Fastest Section Time (Section)	0:10.75 (800m)
Top Speed [km/h] (Section)	68.5 (800m)
Race State	Finished



Sunshine Coast QLD Professional

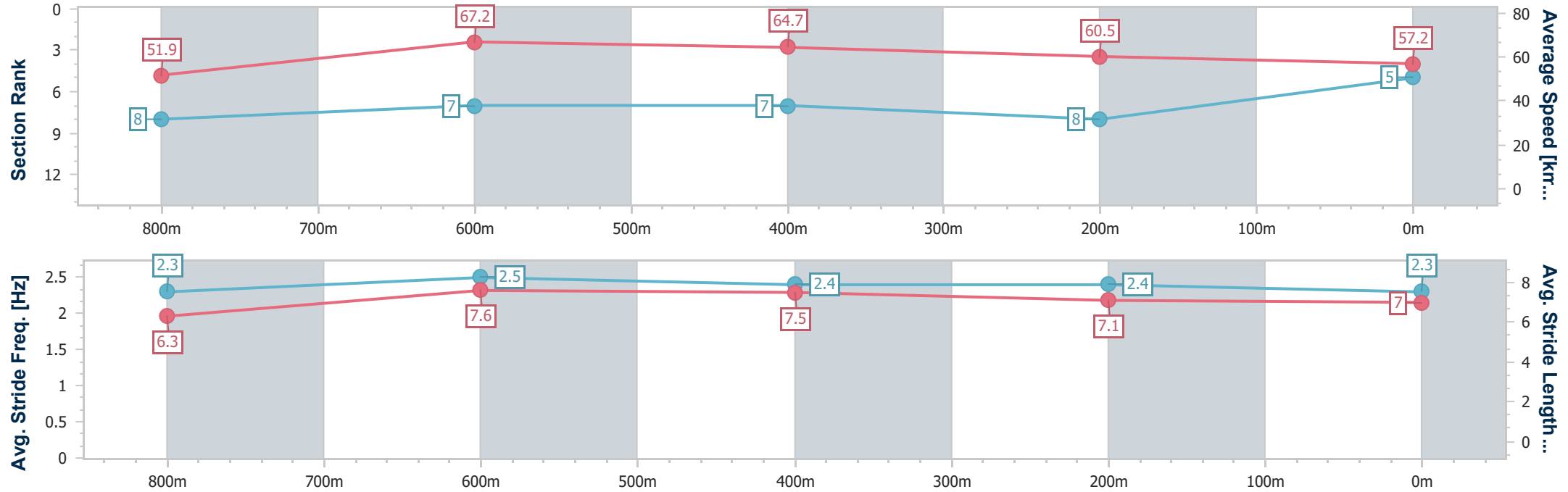
Race 3: MILLER SOCKHILL QTIS Three-Year-Old Fillies Maiden Handicap - 1000m

SCTC SUNSHINE COAST TURF CLUB

21 July 2024 - 13:34

Track Rating: Soft 5, Weather: Fine, Rail Position: +4m Entire

Section	Overall	800m	600m	400m	200m															
Section Times	1:00.29 [5] (0:13.87)	0:46.42 [8] (0:10.75)	0:35.67 [7] (0:11.16)	0:24.51 [7] (0:11.91)	0:12.60 [8] (0:12.60)															
Average Speed [km/h]	51.9	67.2	64.7	60.5	57.2															
Top Speed [km/h]	67.5	68.5	66.2	64.0	57.7															
Avg. Dist. to Rail [m]	3.3	1.5	0.4	1.0	3.9															
Avg. Stride Freq. [Hz]	2.3	2.5	2.4	2.4	2.3															
Avg. Stride Length [m]	6.3	7.6	7.5	7.1	7.0															



[] Ranking at each section and finish
-.-.- No data available at this section
NA No data available



Horse/Jockey Name	Our Bling
Final Rank	6
Fastest Section Time (Section)	0:10.84 (800m)
Top Speed [km/h] (Section)	66.8 (800m)
Race State	Finished



Sunshine Coast QLD Professional

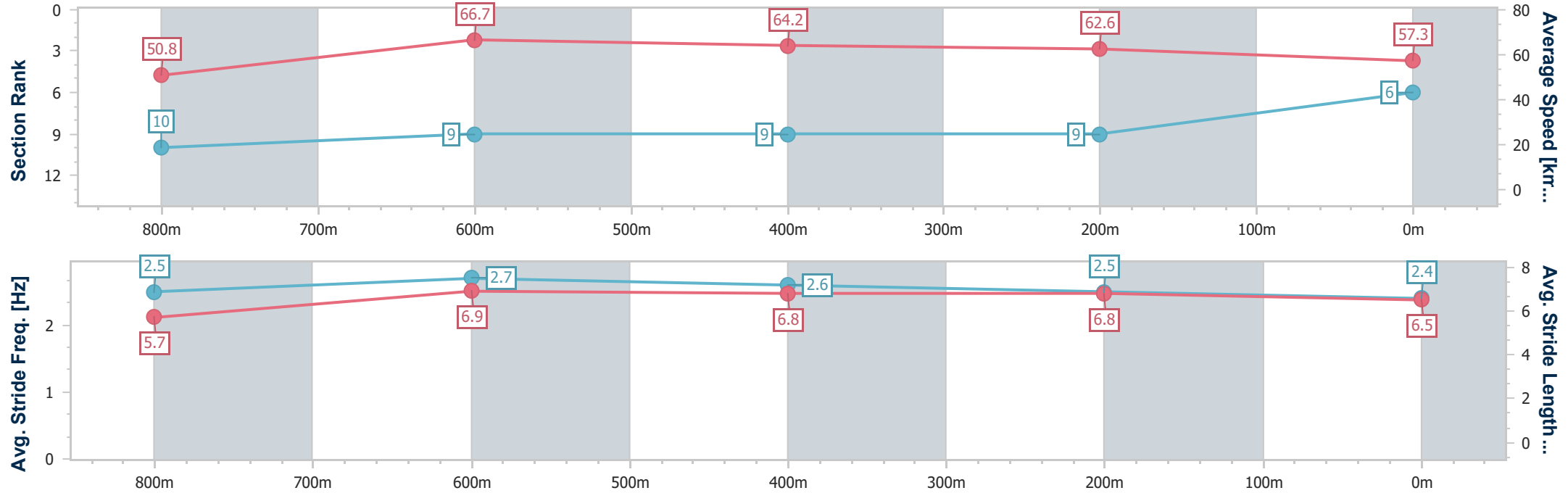
Race 3: MILLER SOCKHILL QTIS Three-Year-Old Fillies Maiden Handicap - 1000m

SCTC SUNSHINE COAST TURF CLUB

21 July 2024 - 13:34

Track Rating: Soft 5, Weather: Fine, Rail Position: +4m Entire

Section	Overall	800m	600m	400m	200m										
Section Times	1:00.33 [6] (0:14.17)	0:46.16 [10] (0:10.84)	0:35.32 [9] (0:11.26)	0:24.06 [9] (0:11.50)	0:12.56 [9] (0:12.56)										
Average Speed [km/h]	50.8	66.7	64.2	62.6	57.3										
Top Speed [km/h]	66.0	66.8	65.7	64.8	60.3										
Avg. Dist. to Rail [m]	6.7	1.1	0.7	3.3	6.5										
Avg. Stride Freq. [Hz]	2.5	2.7	2.6	2.5	2.4										
Avg. Stride Length [m]	5.7	6.9	6.8	6.8	6.5										



- [] Ranking at each section and finish
- .-.- No data available at this section
- NA No data available



Horse/Jockey Name	Madam Borodina
Final Rank	7
Fastest Section Time (Section)	0:10.65 (800m)
Top Speed [km/h] (Section)	68.8 (800m)
Race State	Finished



Sunshine Coast QLD Professional

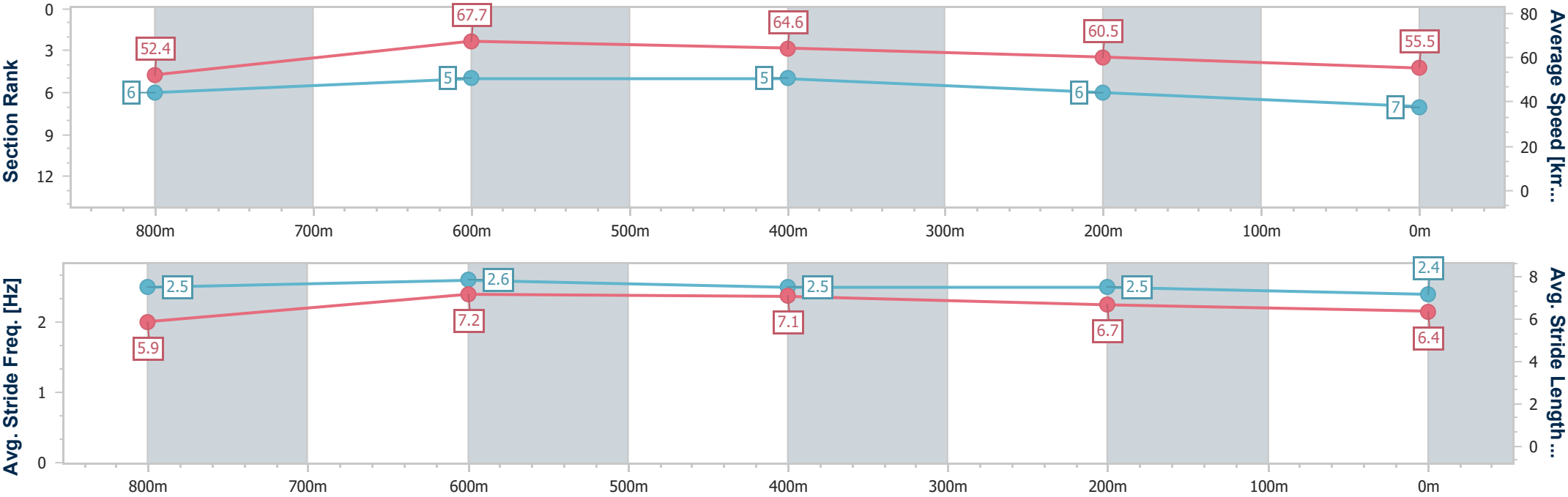
Race 3: MILLER SOCKHILL QTIS Three-Year-Old Fillies Maiden Handicap - 1000m

SCTC SUNSHINE COAST TURF CLUB

21 July 2024 - 13:34

Track Rating: Soft 5, Weather: Fine, Rail Position: +4m Entire

Section	Overall	800m	600m	400m	200m															
Section Times	1:00.37 [7] (0:13.75)	0:46.62 [6] (0:10.65)	0:35.97 [5] (0:11.12)	0:24.85 [5] (0:11.88)	0:12.97 [6] (0:12.97)															
Average Speed [km/h]	52.4	67.7	64.6	60.5	55.5															
Top Speed [km/h]	68.0	68.8	65.9	62.5	59.2															
Avg. Dist. to Rail [m]	3.6	1.2	0.7	1.8	2.5															
Avg. Stride Freq. [Hz]	2.5	2.6	2.5	2.5	2.4															
Avg. Stride Length [m]	5.9	7.2	7.1	6.7	6.4															





Horse/Jockey Name	Demes Girl
Final Rank	8
Fastest Section Time (Section)	0:10.66 (800m)
Top Speed [km/h] (Section)	68.7 (800m)
Race State	Finished



Sunshine Coast QLD Professional

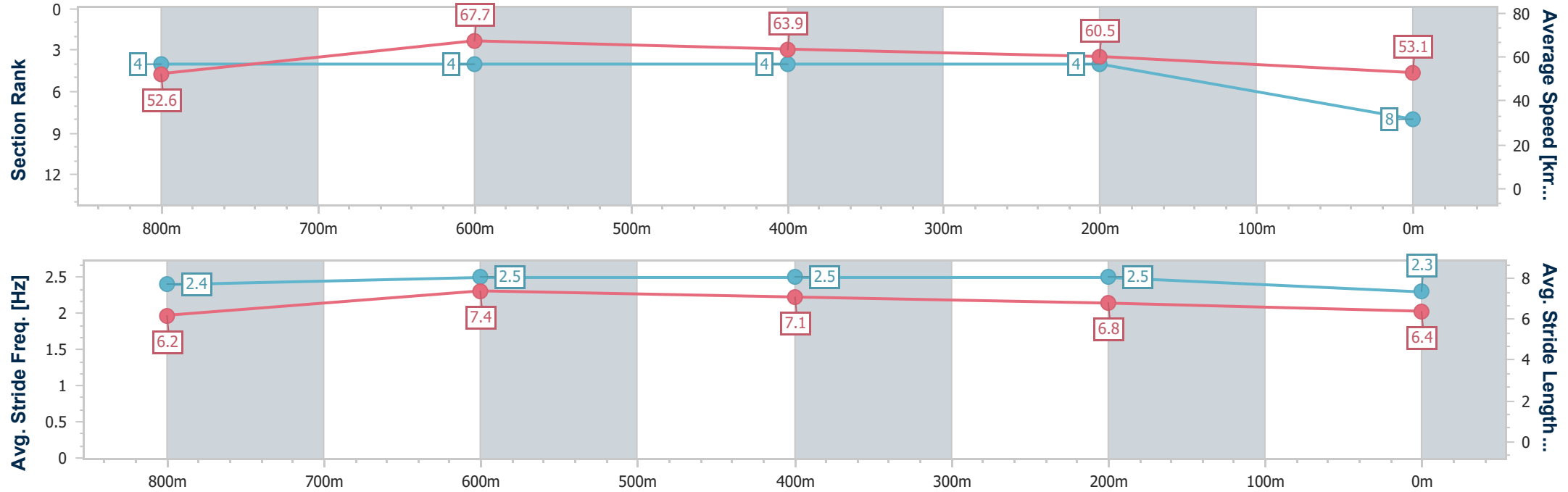
Race 3: MILLER SOCKHILL QTIS Three-Year-Old Fillies Maiden Handicap - 1000m

SCTC SUNSHINE COAST TURF CLUB

21 July 2024 - 13:34

Track Rating: Soft 5, Weather: Fine, Rail Position: +4m Entire

Section	Overall	800m	600m	400m	200m															
Section Times	1:00.88 [8] (0:13.63)	0:47.25 [4] (0:10.66)	0:36.59 [4] (0:11.14)	0:25.45 [4] (0:11.92)	0:13.53 [4] (0:13.53)															
Average Speed [km/h]	52.6	67.7	63.9	60.5	53.1															
Top Speed [km/h]	67.8	68.7	65.5	62.9	58.5															
Avg. Dist. to Rail [m]	1.1	1.0	1.2	0.7	0.8															
Avg. Stride Freq. [Hz]	2.4	2.5	2.5	2.5	2.3															
Avg. Stride Length [m]	6.2	7.4	7.1	6.8	6.4															





Horse/Jockey Name	Braidwood Queen
Final Rank	9
Fastest Section Time (Section)	0:11.06 (800m)
Top Speed [km/h] (Section)	66.7 (800m)
Race State	Finished



Sunshine Coast QLD Professional

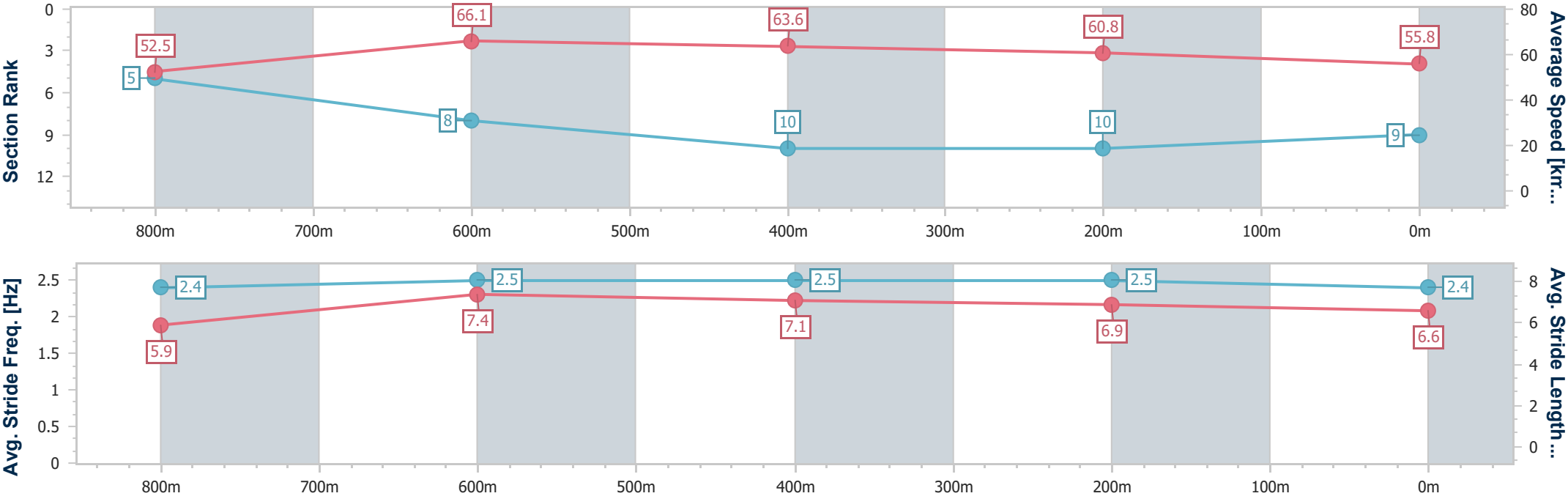
Race 3: MILLER SOCKHILL QTIS Three-Year-Old Fillies Maiden Handicap - 1000m

SCTC SUNSHINE COAST TURF CLUB

21 July 2024 - 13:34

Track Rating: Soft 5, Weather: Fine, Rail Position: +4m Entire

Section	Overall	800m	600m	400m	200m															
Section Times	1:01.07 [9] (0:13.72)	0:47.35 [5] (0:11.06)	0:36.29 [8] (0:11.58)	0:24.71 [10] (0:11.82)	0:12.89 [10] (0:12.89)															
Average Speed [km/h]	52.5	66.1	63.6	60.8	55.8															
Top Speed [km/h]	66.6	66.7	64.5	62.7	59.2															
Avg. Dist. to Rail [m]	9.1	4.3	3.6	4.6	2.8															
Avg. Stride Freq. [Hz]	2.4	2.5	2.5	2.5	2.4															
Avg. Stride Length [m]	5.9	7.4	7.1	6.9	6.6															





Horse/Jockey Name	Sneaky Too
Final Rank	10
Fastest Section Time (Section)	0:10.64 (800m)
Top Speed [km/h] (Section)	70.2 (800m)
Race State	Finished



Sunshine Coast QLD Professional

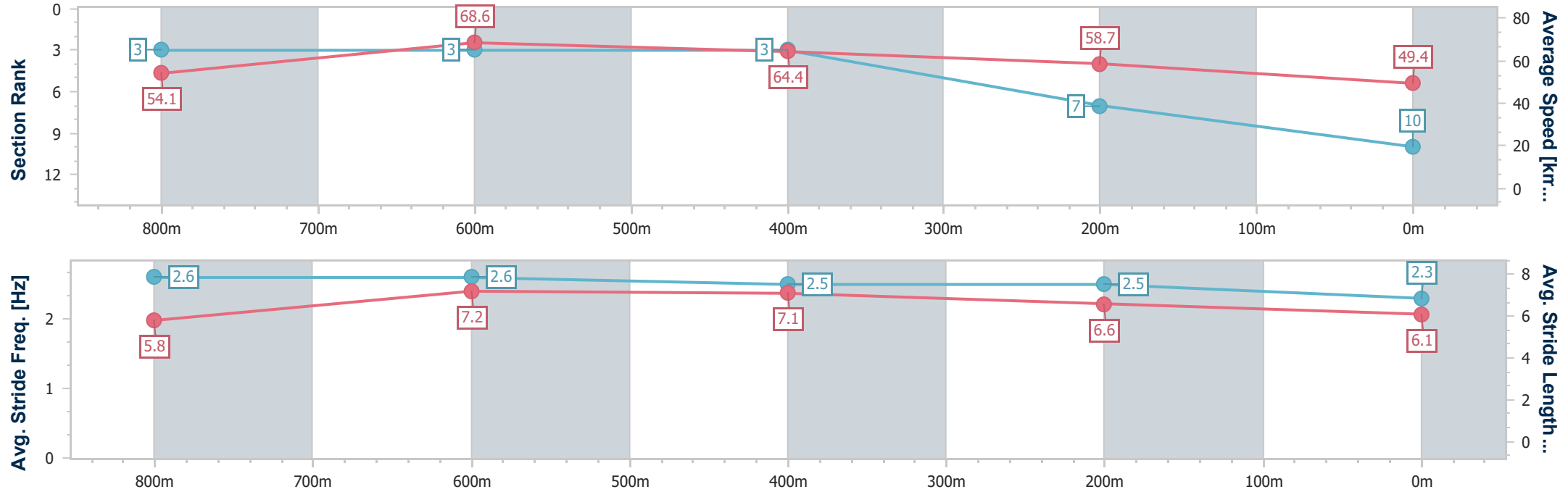
Race 3: MILLER SOCKHILL QTIS Three-Year-Old Fillies Maiden Handicap - 1000m

SCTC SUNSHINE COAST TURF CLUB

21 July 2024 - 13:34

Track Rating: Soft 5, Weather: Fine, Rail Position: +4m Entire

Section	Overall	800m	600m	400m	200m														
Section Times	1:02.08 [10] (0:13.36)	0:48.72 [3] (0:10.64)	0:38.08 [3] (0:11.24)	0:26.84 [3] (0:12.27)	0:14.57 [7] (0:14.57)														
Average Speed [km/h]	54.1	68.6	64.4	58.7	49.4														
Top Speed [km/h]	69.0	70.2	66.5	61.7	55.0														
Avg. Dist. to Rail [m]	7.8	4.4	1.1	2.4	2.9														
Avg. Stride Freq. [Hz]	2.6	2.6	2.5	2.5	2.3														
Avg. Stride Length [m]	5.8	7.2	7.1	6.6	6.1														





Sunshine Coast QLD Professional
Race 4: THE DUPORTH Class 4 Handicap - 1400m
21 July 2024 - 14:13



Track Rating: Soft 5, Weather: Fine, Rail Position: +4m Entire

Section						Overall	1200m	1000m	800m	600m	400m	Last 600m	
Field Times						1:24.54 (0:13.39)	1:11.15 (0:10.72)	1:00.43 (0:11.44)	0:48.99 (0:12.16)	0:36.83 (0:12.24)	0:24.59 (0:12.05)	0:36.83	
Rank	TAB	Horse/Jockey	Barrier	Top Speed [km/h]	Fastest Section								Distance Travelled [m]
1	1	HANG FIVE	1	67.3	0:10.99	1:24.54 [1]	1:11.08 [4]	1:00.09 [4]	0:48.52 [4]	0:36.46 [4]	0:24.36 [4]	0:36.46	
		Justin Huxtable		Overall	1200m	(0:13.46)	(0:10.99)	(0:11.57)	(0:12.06)	(0:12.10)	(0:11.82)		
2	2	SEBRING GIRL	9	65.7	0:11.15	1:24.93 [2]	1:10.44 [10]	0:59.29 [10]	0:47.67 [11]	0:35.83 [11]	0:24.09 [11]	0:35.83 +3	
		Cody Collis		1200m	1200m	(0:14.49)	(0:11.15)	(0:11.62)	(0:11.84)	(0:11.74)	(0:11.62)		
3	9	HEARSAY	5	66.0	0:11.24	1:24.93 [3]	1:10.73 [9]	0:59.49 [9]	0:47.95 [9]	0:36.26 [9]	0:24.40 [8]	0:36.26 +3	
		Tahlia Fenlon		1200m	1200m	(0:14.20)	(0:11.24)	(0:11.54)	(0:11.69)	(0:11.86)	(0:11.72)		
4	12	HOOKS	7	66.7	0:10.96	1:25.09 [4]	1:11.67 [3]	1:00.71 [3]	0:49.22 [3]	0:37.19 [3]	0:25.05 [3]	0:37.19 +7	
		Samantha Collett		Overall	1200m	(0:13.42)	(0:10.96)	(0:11.49)	(0:12.03)	(0:12.14)	(0:11.96)		
5	8	BIG TICKET BOY	4	65.3	0:11.15	1:25.24 [5]	1:10.65 [11]	0:59.50 [11]	0:48.07 [10]	0:36.28 [10]	0:24.49 [10]	0:36.28 +0	
		Georgina Cartwright		1200m	1200m	(0:14.59)	(0:11.15)	(0:11.43)	(0:11.79)	(0:11.79)	(0:11.79)		
6	3	FIGHTING IDOL	2	65.8	0:11.14	1:25.35 [6]	1:11.55 [5]	1:00.41 [5]	0:48.91 [5]	0:37.02 [6]	0:25.07 [5]	0:37.02 -1	
		Justin Stanley		Overall	1200m	(0:13.80)	(0:11.14)	(0:11.50)	(0:11.89)	(0:11.95)	(0:12.00)		
7	11	MAXIE TAP	11	65.5	0:11.14	1:25.50 [7]	1:11.55 [7]	1:00.41 [7]	0:48.91 [7]	0:37.09 [7]	0:25.07 [7]	0:37.09 +9	
		Trudy Thornton		1200m	1200m	(0:13.95)	(0:11.14)	(0:11.50)	(0:11.82)	(0:12.02)	(0:12.02)		
8	6	GOOD LIEUTENANT	10	68.2	0:10.72	1:25.58 [8]	1:12.19 [1]	1:01.47 [1]	0:50.03 [1]	0:37.87 [1]	0:25.63 [1]	0:37.87 +2	
		Nikita Beriman		1200m	1200m	(0:13.39)	(0:10.72)	(0:11.44)	(0:12.16)	(0:12.24)	(0:12.23)		
9	7	CONTRERAS	3	66.3	0:11.19	1:25.79 [9]	1:11.75 [8]	1:00.56 [8]	0:49.09 [8]	0:37.25 [8]	0:25.20 [9]	0:37.25 +1	
		Ron Stewart		Overall	1200m	(0:14.04)	(0:11.19)	(0:11.47)	(0:11.84)	(0:12.05)	(0:12.00)		
10	5	MONEY MAN	8	68.1	0:10.78	1:25.86 [10]	1:12.45 [2]	1:01.67 [2]	0:50.08 [2]	0:38.00 [2]	0:25.82 [2]	0:38.00 +3	
		Michael Rodd		1200m	1200m	(0:13.41)	(0:10.78)	(0:11.59)	(0:12.08)	(0:12.18)	(0:12.35)		

Scratched: Crazy Brave (#4)

Report Created: Sun 21 July 2024 15:10 GMT+10 (Note: Timing is based on position data)

Page 1/15

[] Ranking at each section and finish
-:-:- No data available at this section
NA No data available

SCN Saddle cloth number
DNF Did not finish
DNT Did not track

data processed by  TRIPLESDATA



Sunshine Coast QLD Professional
Race 4: THE DUPORTH Class 4 Handicap - 1400m
21 July 2024 - 14:13



Track Rating: Soft 5, Weather: Fine, Rail Position: +4m Entire

Section						Overall	1200m	1000m	800m	600m	400m	Last 600m	
Field Times						1:24.54 (0:13.39)	1:11.15 (0:10.72)	1:00.43 (0:11.44)	0:48.99 (0:12.16)	0:36.83 (0:12.24)	0:24.59 (0:12.05)	0:36.83	
Rank	TAB	Horse/Jockey	Barrier	Top Speed [km/h]	Fastest Section								Distance Travelled [m]
11	10	DECEMBER DIAMOND	12	66.4	0:11.18	1:25.99 [11]	1:12.18 [6]	1:01.00 [6]	0:49.53 [6]	0:37.68 [5]	0:25.65 [6]	0:37.68	+2
		Cejay Graham		Overall	1200m	(0:13.81)	(0:11.18)	(0:11.47)	(0:11.85)	(0:12.03)	(0:12.31)		

Scratched: Crazy Brave (#4)



Sunshine Coast QLD Professional
Race 4: THE DUPORTH Class 4 Handicap - 1400m
21 July 2024 - 14:13



Track Rating: Soft 5, Weather: Fine, Rail Position: +4m Entire

Section Field Times				200m 0:12.54 (0:12.54)		Last 600m 0:36.83			
Rank	TAB	Horse/Jockey	Barrier	Top Speed [km/h]	Fastest Section	Margin			Distance Travelled [m]
1	1	HANG FIVE	1	67.3	0:10.99	0:12.54 [1]	1:24.54		0:36.46
		Justin Huxtable		Overall	1200m	(0:12.54)			
2	2	SEBRING GIRL	9	65.7	0:11.15	0:12.47 [8]	2.3L		0:35.83 +3
		Cody Collis		1200m	1200m	(0:12.47)			
3	9	HEARSAY	5	66.0	0:11.24	0:12.68 [4]	2.4L		0:36.26 +3
		Tahlia Fenlon		1200m	1200m	(0:12.68)			
4	12	HOOKS	7	66.7	0:10.96	0:13.09 [2]	3.2L		0:37.19 +7
		Samantha Collett		Overall	1200m	(0:13.09)			
5	8	BIG TICKET BOY	4	65.3	0:11.15	0:12.70 [9]	4L		0:36.28 +0
		Georgina Cartwright		1200m	1200m	(0:12.70)			
6	3	FIGHTING IDOL	2	65.8	0:11.14	0:13.07 [5]	4.5L		0:37.02 -1
		Justin Stanley		Overall	1200m	(0:13.07)			
7	11	MAXIE TAP	11	65.5	0:11.14	0:13.05 [7]	5.3L		0:37.09 +9
		Trudy Thornton		1200m	1200m	(0:13.05)			
8	6	GOOD LIEUTENANT	10	68.2	0:10.72	0:13.40 [3]	5.6L		0:37.87 +2
		Nikita Beriman		1200m	1200m	(0:13.40)			
9	7	CONTRERAS	3	66.3	0:11.19	0:13.20 [10]	6.6L		0:37.25 +1
		Ron Stewart		Overall	1200m	(0:13.20)			
10	5	MONEY MAN	8	68.1	0:10.78	0:13.47 [6]	6.9L		0:38.00 +3
		Michael Rodd		1200m	1200m	(0:13.47)			

Scratched: Crazy Brave (#4)

Report Created: Sun 21 July 2024 15:10 GMT+10 (Note: Timing is based on position data)

Page 3/15

[] Ranking at each section and finish
-:-:- No data available at this section
NA No data available

SCN Saddle cloth number
DNF Did not finish
DNT Did not track

data processed by  TRIPLESDATA



Sunshine Coast QLD Professional
Race 4: THE DUPORTH Class 4 Handicap - 1400m
21 July 2024 - 14:13



Track Rating: Soft 5, Weather: Fine, Rail Position: +4m Entire

Section						200m	Last 600m		
Field Times						0:12.54 (0:12.54)	0:36.83		
Rank	TAB	Horse/Jockey	Barrier	Top Speed [km/h]	Fastest Section	Margin		Distance Travelled [m]	
11	10	DECEMBER DIAMOND	12	66.4	0:11.18	0:13.34 [11]	7.4L	0:37.68	+2
		Cejay Graham		Overall	1200m	(0:13.34)			

Scratched: Crazy Brave (#4)



Horse/Jockey Name	Hang Five
Final Rank	1
Fastest Section Time (Section)	0:10.99 (1200m)
Top Speed [km/h] (Section)	67.3 (Overall)
Race State	Finished



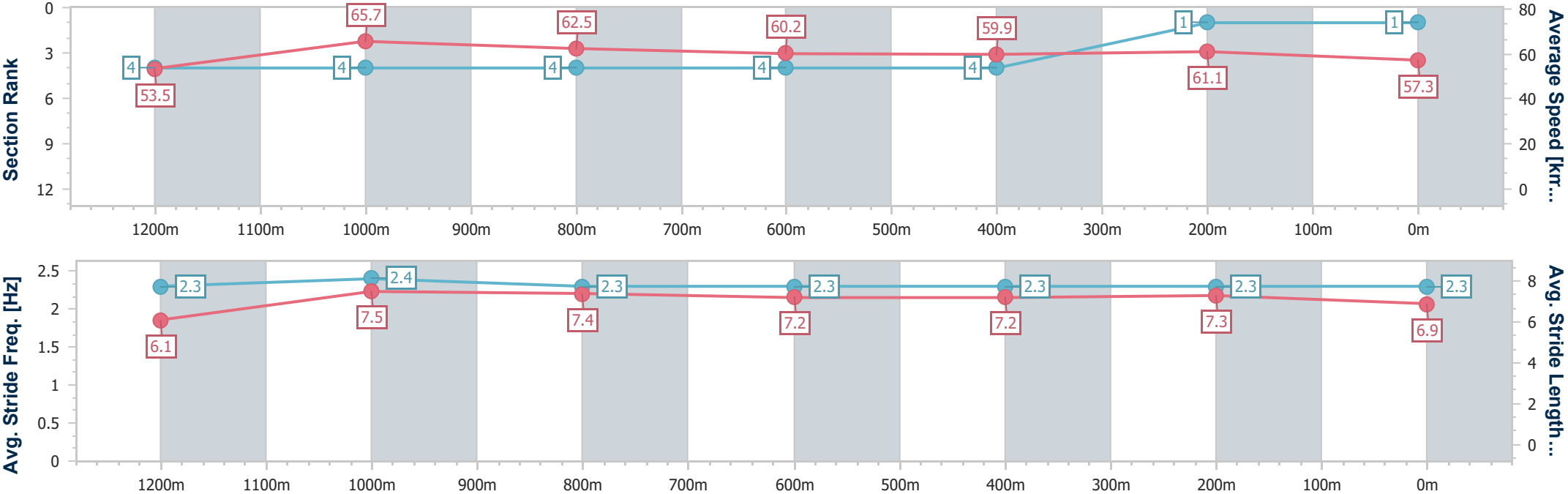
Sunshine Coast QLD Professional
Race 4: THE DUPORTH Class 4 Handicap - 1400m



21 July 2024 - 14:13

Track Rating: Soft 5, Weather: Fine, Rail Position: +4m Entire

Section	Overall	1200m	1000m	800m	600m	400m	200m						
Section Times	1:24.54 [1] (0:13.46)	1:11.08 [4] (0:10.99)	1:00.09 [4] (0:11.57)	0:48.52 [4] (0:12.06)	0:36.46 [4] (0:12.10)	0:24.36 [4] (0:11.82)	0:12.54 [1] (0:12.54)						
Average Speed [km/h]	53.5	65.7	62.5	60.2	59.9	61.1	57.3						
Top Speed [km/h]	67.3	66.9	64.8	61.4	61.0	62.2	60.5						
Avg. Dist. to Rail [m]	3.8	2.6	2.2	1.7	0.9	1.4	4.0						
Avg. Stride Freq. [Hz]	2.3	2.4	2.3	2.3	2.3	2.3	2.3						
Avg. Stride Length [m]	6.1	7.5	7.4	7.2	7.2	7.3	6.9						



- [] Ranking at each section and finish
- .-.- No data available at this section
- NA No data available



Horse/Jockey Name	Sebring Girl
Final Rank	2
Fastest Section Time (Section)	0:11.15 (1200m)
Top Speed [km/h] (Section)	65.7 (1200m)
Race State	Finished



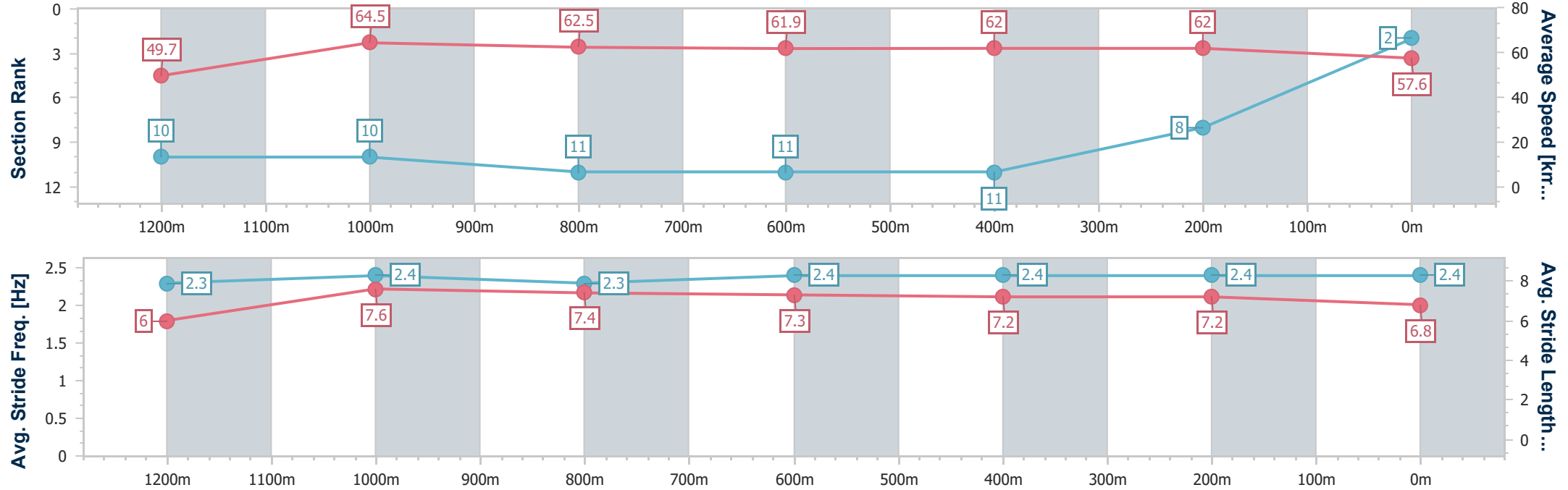
Sunshine Coast QLD Professional
Race 4: THE DUPORTH Class 4 Handicap - 1400m



21 July 2024 - 14:13

Track Rating: Soft 5, Weather: Fine, Rail Position: +4m Entire

Section	Overall	1200m	1000m	800m	600m	400m	200m						
Section Times	1:24.93 [2] (0:14.49)	1:10.44 [10] (0:11.15)	0:59.29 [10] (0:11.62)	0:47.67 [11] (0:11.84)	0:35.83 [11] (0:11.74)	0:24.09 [11] (0:11.62)	0:12.47 [8] (0:12.47)						
Average Speed [km/h]	49.7	64.5	62.5	61.9	62.0	62.0	57.6						
Top Speed [km/h]	65.4	65.7	64.3	63.3	63.6	64.1	61.0						
Avg. Dist. to Rail [m]	7.1	2.3	2.5	3.1	2.1	6.1	5.4						
Avg. Stride Freq. [Hz]	2.3	2.4	2.3	2.4	2.4	2.4	2.4						
Avg. Stride Length [m]	6.0	7.6	7.4	7.3	7.2	7.2	6.8						



- [] Ranking at each section and finish
- .-.-.- No data available at this section
- NA No data available



Horse/Jockey Name	Hearsay
Final Rank	3
Fastest Section Time (Section)	0:11.24 (1200m)
Top Speed [km/h] (Section)	66.0 (1200m)
Race State	Finished

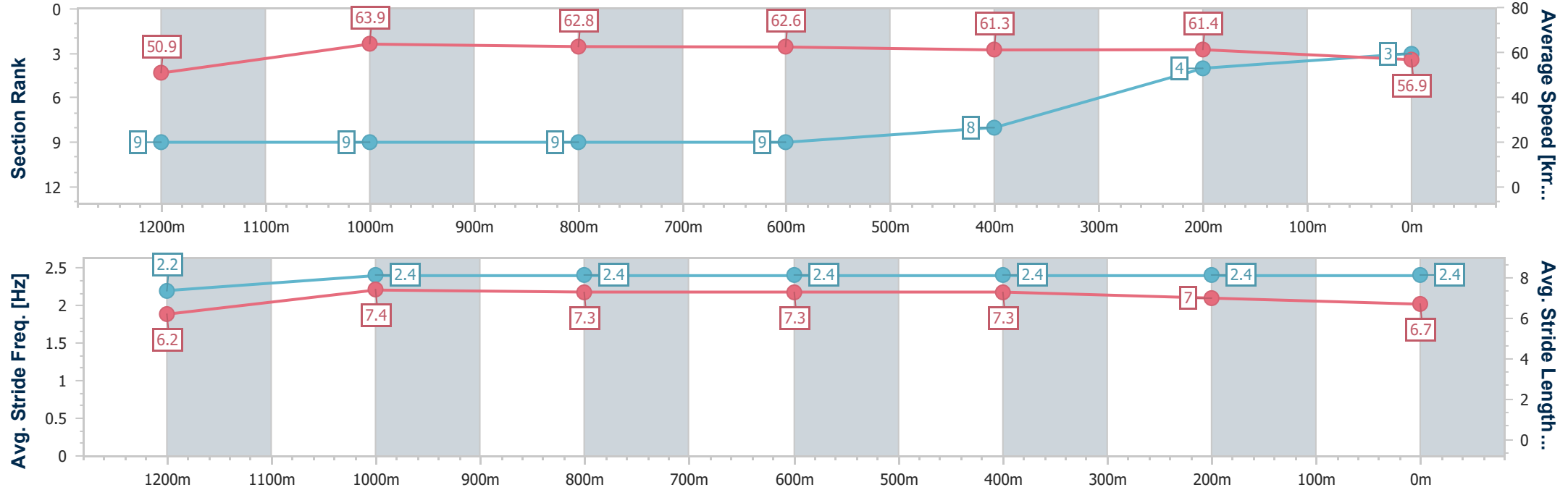


Sunshine Coast QLD Professional
Race 4: THE DUPORTH Class 4 Handicap - 1400m



21 July 2024 - 14:13
Track Rating: Soft 5, Weather: Fine, Rail Position: +4m Entire

Section	Overall	1200m	1000m	800m	600m	400m	200m						
Section Times	1:24.93 [3] (0:14.20)	1:10.73 [9] (0:11.24)	0:59.49 [9] (0:11.54)	0:47.95 [9] (0:11.69)	0:36.26 [9] (0:11.86)	0:24.40 [8] (0:11.72)	0:12.68 [4] (0:12.68)						
Average Speed [km/h]	50.9	63.9	62.8	62.6	61.3	61.4	56.9						
Top Speed [km/h]	65.5	66.0	63.9	63.6	63.5	62.5	59.8						
Avg. Dist. to Rail [m]	5.2	2.8	2.4	2.5	1.8	1.9	2.1						
Avg. Stride Freq. [Hz]	2.2	2.4	2.4	2.4	2.4	2.4	2.4						
Avg. Stride Length [m]	6.2	7.4	7.3	7.3	7.3	7.0	6.7						





Horse/Jockey Name	Hooks
Final Rank	4
Fastest Section Time (Section)	0:10.96 (1200m)
Top Speed [km/h] (Section)	66.7 (Overall)
Race State	Finished



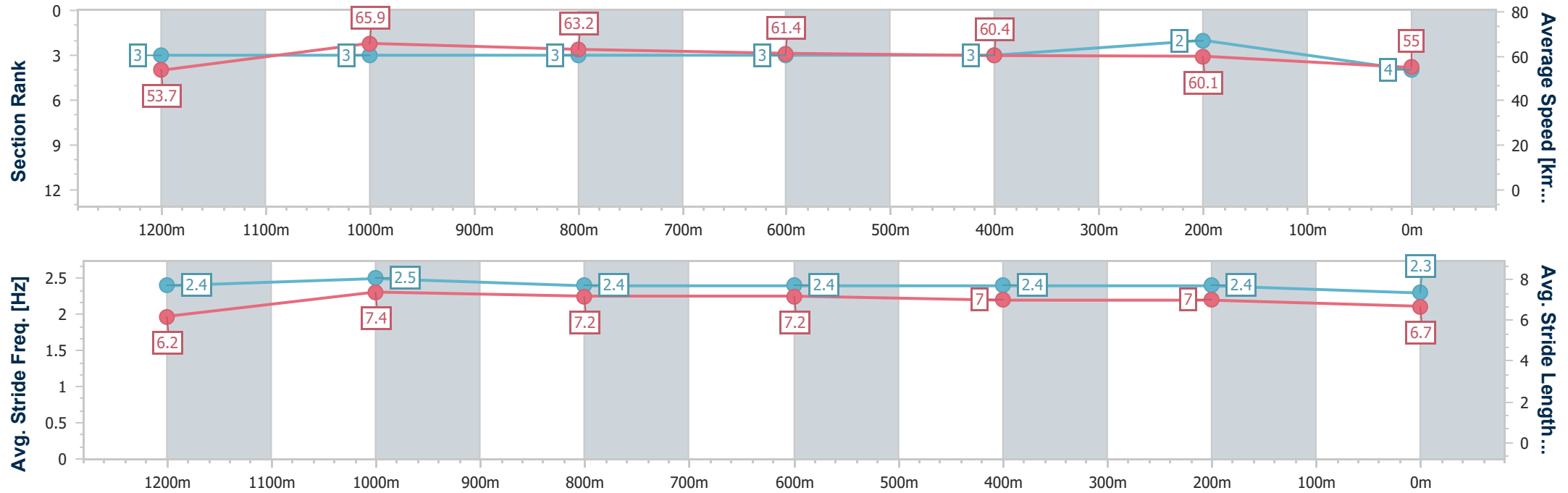
Sunshine Coast QLD Professional
Race 4: THE DUPORTH Class 4 Handicap - 1400m



21 July 2024 - 14:13

Track Rating: Soft 5, Weather: Fine, Rail Position: +4m Entire

Section	Overall	1200m	1000m	800m	600m	400m	200m						
Section Times	1:25.09 [4] (0:13.42)	1:11.67 [3] (0:10.96)	1:00.71 [3] (0:11.49)	0:49.22 [3] (0:12.03)	0:37.19 [3] (0:12.14)	0:25.05 [3] (0:11.96)	0:13.09 [2] (0:13.09)						
Average Speed [km/h]	53.7	65.9	63.2	61.4	60.4	60.1	55.0						
Top Speed [km/h]	66.7	66.7	66.4	62.0	61.1	61.6	58.3						
Avg. Dist. to Rail [m]	7.1	3.8	3.5	4.1	3.3	4.6	4.8						
Avg. Stride Freq. [Hz]	2.4	2.5	2.4	2.4	2.4	2.4	2.3						
Avg. Stride Length [m]	6.2	7.4	7.2	7.2	7.0	7.0	6.7						





Horse/Jockey Name	Big Ticket Boy
Final Rank	5
Fastest Section Time (Section)	0:11.15 (1200m)
Top Speed [km/h] (Section)	65.3 (1200m)
Race State	Finished



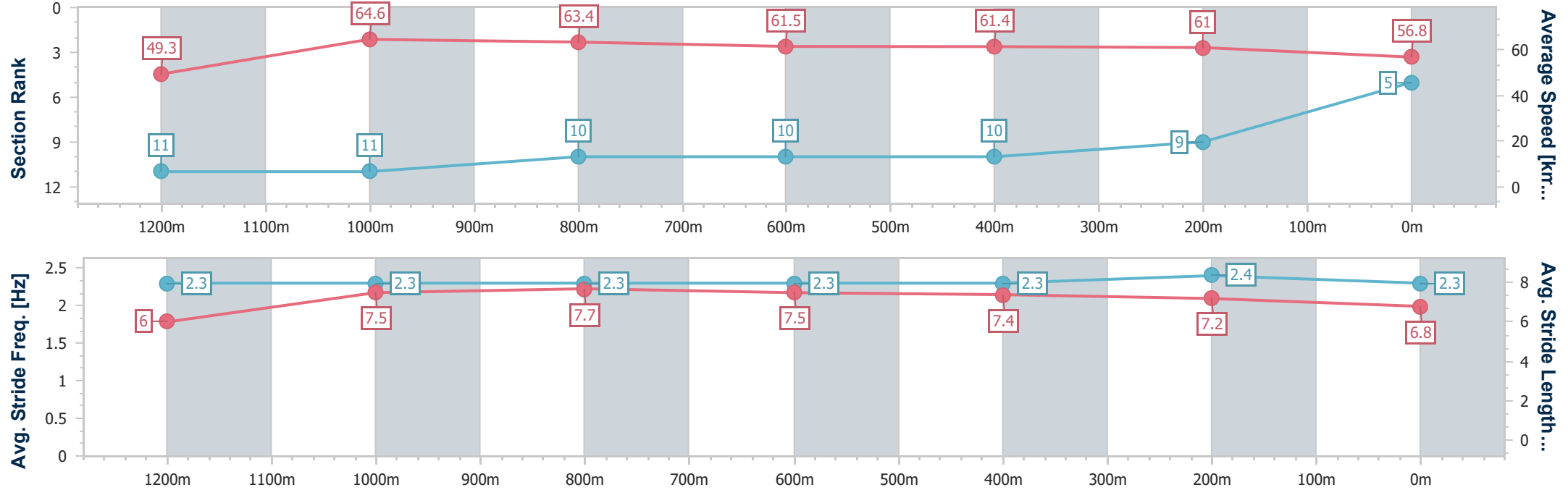
Sunshine Coast QLD Professional
Race 4: THE DUPORTH Class 4 Handicap - 1400m



21 July 2024 - 14:13

Track Rating: Soft 5, Weather: Fine, Rail Position: +4m Entire

Section	Overall	1200m	1000m	800m	600m	400m	200m						
Section Times	1:25.24 [5] (0:14.59)	1:10.65 [11] (0:11.15)	0:59.50 [11] (0:11.43)	0:48.07 [10] (0:11.79)	0:36.28 [10] (0:11.79)	0:24.49 [10] (0:11.79)	0:12.70 [9] (0:12.70)						
Average Speed [km/h]	49.3	64.6	63.4	61.5	61.4	61.0	56.8						
Top Speed [km/h]	64.6	65.3	64.4	62.2	61.8	62.8	59.7						
Avg. Dist. to Rail [m]	4.1	2.2	1.9	1.7	0.7	0.7	2.3						
Avg. Stride Freq. [Hz]	2.3	2.3	2.3	2.3	2.3	2.4	2.3						
Avg. Stride Length [m]	6.0	7.5	7.7	7.5	7.4	7.2	6.8						





Horse/Jockey Name	Fighting Idol
Final Rank	6
Fastest Section Time (Section)	0:11.14 (1200m)
Top Speed [km/h] (Section)	65.8 (Overall)
Race State	Finished



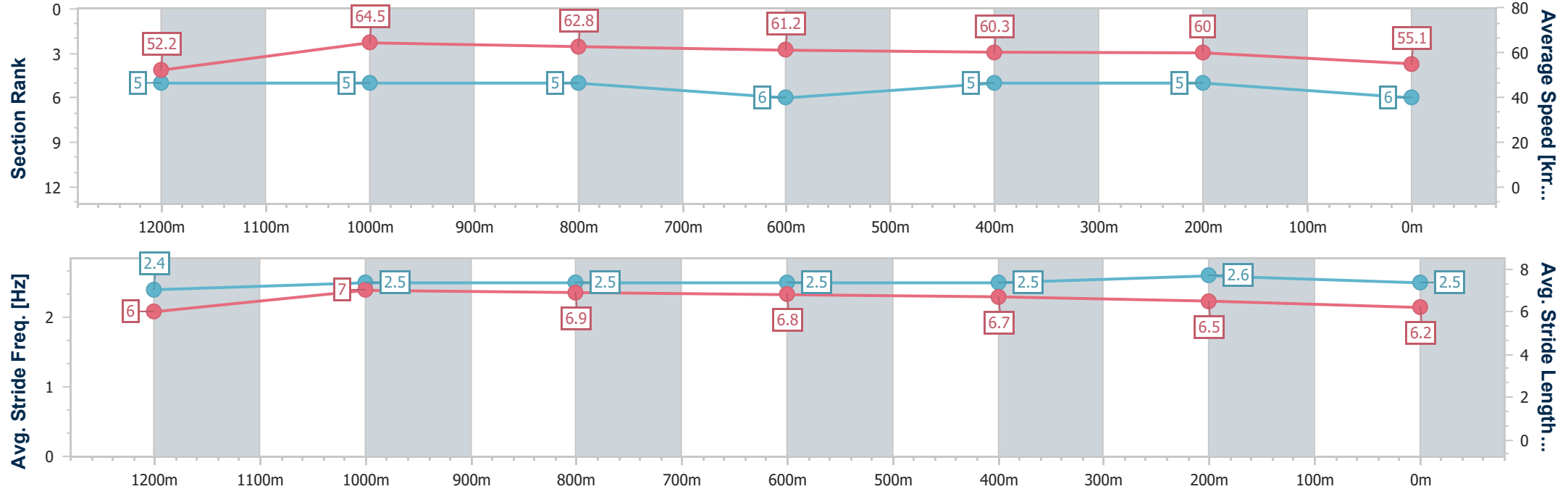
Sunshine Coast QLD Professional
Race 4: THE DUPORTH Class 4 Handicap - 1400m



21 July 2024 - 14:13

Track Rating: Soft 5, Weather: Fine, Rail Position: +4m Entire

Section	Overall	1200m	1000m	800m	600m	400m	200m						
Section Times	1:25.35 [6] (0:13.80)	1:11.55 [5] (0:11.14)	1:00.41 [5] (0:11.50)	0:48.91 [5] (0:11.89)	0:37.02 [6] (0:11.95)	0:25.07 [5] (0:12.00)	0:13.07 [5] (0:13.07)						
Average Speed [km/h]	52.2	64.5	62.8	61.2	60.3	60.0	55.1						
Top Speed [km/h]	65.8	65.7	63.9	61.9	61.3	61.7	58.2						
Avg. Dist. to Rail [m]	3.8	1.9	1.7	1.4	0.5	0.3	0.9						
Avg. Stride Freq. [Hz]	2.4	2.5	2.5	2.5	2.5	2.6	2.5						
Avg. Stride Length [m]	6.0	7.0	6.9	6.8	6.7	6.5	6.2						



- [] Ranking at each section and finish
- .-.-.- No data available at this section
- NA No data available



Horse/Jockey Name	Maxie Tap
Final Rank	7
Fastest Section Time (Section)	0:11.14 (1200m)
Top Speed [km/h] (Section)	65.5 (1200m)
Race State	Finished



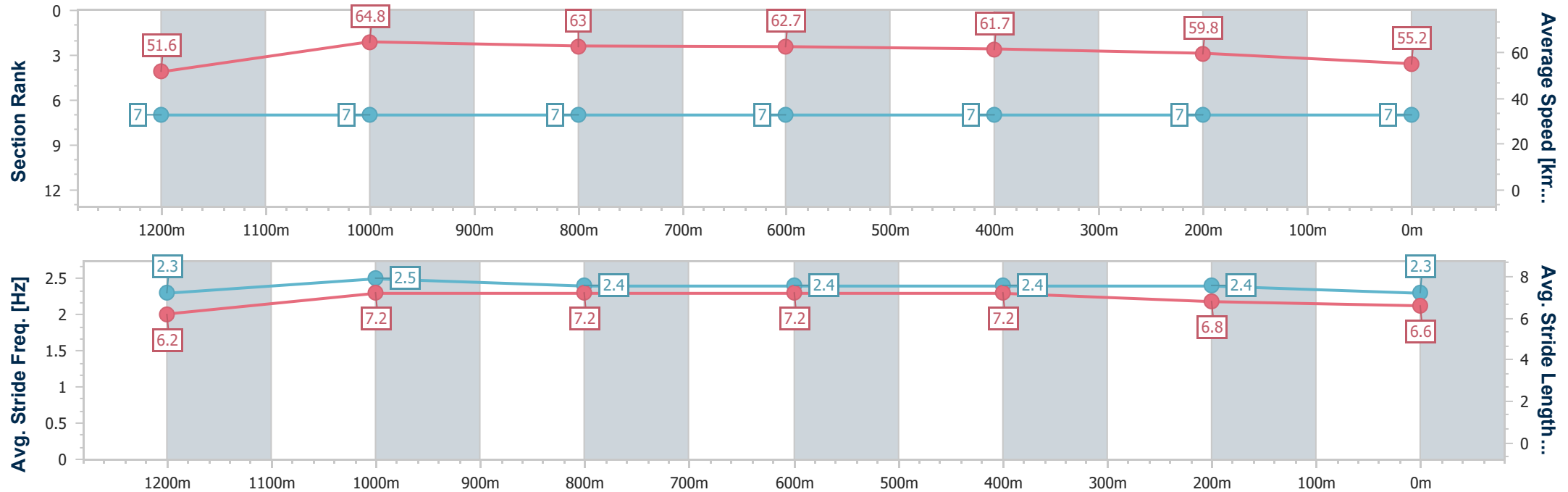
Sunshine Coast QLD Professional
Race 4: THE DUPORTH Class 4 Handicap - 1400m



21 July 2024 - 14:13

Track Rating: Soft 5, Weather: Fine, Rail Position: +4m Entire

Section	Overall	1200m	1000m	800m	600m	400m	200m						
Section Times	1:25.50 [7] (0:13.95)	1:11.55 [7] (0:11.14)	1:00.41 [7] (0:11.50)	0:48.91 [7] (0:11.82)	0:37.09 [7] (0:12.02)	0:25.07 [7] (0:12.02)	0:13.05 [7] (0:13.05)						
Average Speed [km/h]	51.6	64.8	63.0	62.7	61.7	59.8	55.2						
Top Speed [km/h]	65.5	65.5	63.6	63.0	62.5	61.7	58.2						
Avg. Dist. to Rail [m]	9.2	3.3	3.1	5.0	5.0	6.1	6.3						
Avg. Stride Freq. [Hz]	2.3	2.5	2.4	2.4	2.4	2.4	2.3						
Avg. Stride Length [m]	6.2	7.2	7.2	7.2	7.2	6.8	6.6						





Horse/Jockey Name	Good Lieutenant
Final Rank	8
Fastest Section Time (Section)	0:10.72 (1200m)
Top Speed [km/h] (Section)	68.2 (1200m)
Race State	Finished



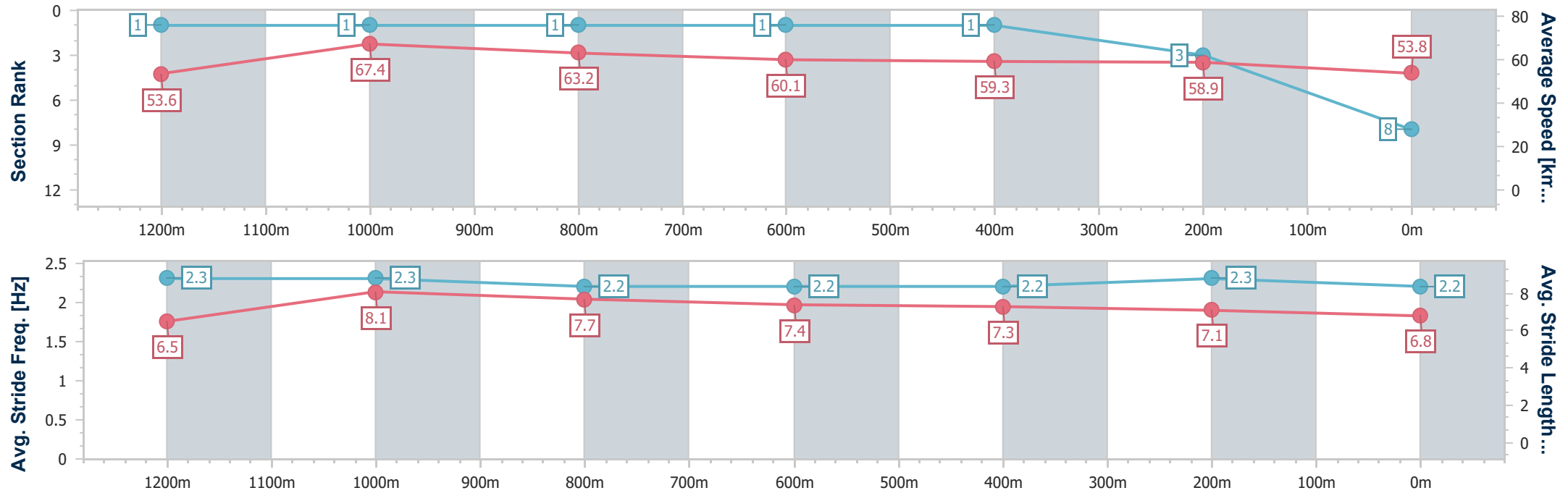
Sunshine Coast QLD Professional
Race 4: THE DUPORTH Class 4 Handicap - 1400m



21 July 2024 - 14:13

Track Rating: Soft 5, Weather: Fine, Rail Position: +4m Entire

Section	Overall	1200m	1000m	800m	600m	400m	200m						
Section Times	1:25.58 [8] (0:13.39)	1:12.19 [1] (0:10.72)	1:01.47 [1] (0:11.44)	0:50.03 [1] (0:12.16)	0:37.87 [1] (0:12.24)	0:25.63 [1] (0:12.23)	0:13.40 [3] (0:13.40)						
Average Speed [km/h]	53.6	67.4	63.2	60.1	59.3	58.9	53.8						
Top Speed [km/h]	68.2	68.2	65.7	61.5	59.7	59.9	56.7						
Avg. Dist. to Rail [m]	10.2	6.2	3.6	2.6	1.0	2.2	3.3						
Avg. Stride Freq. [Hz]	2.3	2.3	2.2	2.2	2.2	2.3	2.2						
Avg. Stride Length [m]	6.5	8.1	7.7	7.4	7.3	7.1	6.8						





Horse/Jockey Name	Contreras
Final Rank	9
Fastest Section Time (Section)	0:11.19 (1200m)
Top Speed [km/h] (Section)	66.3 (Overall)
Race State	Finished



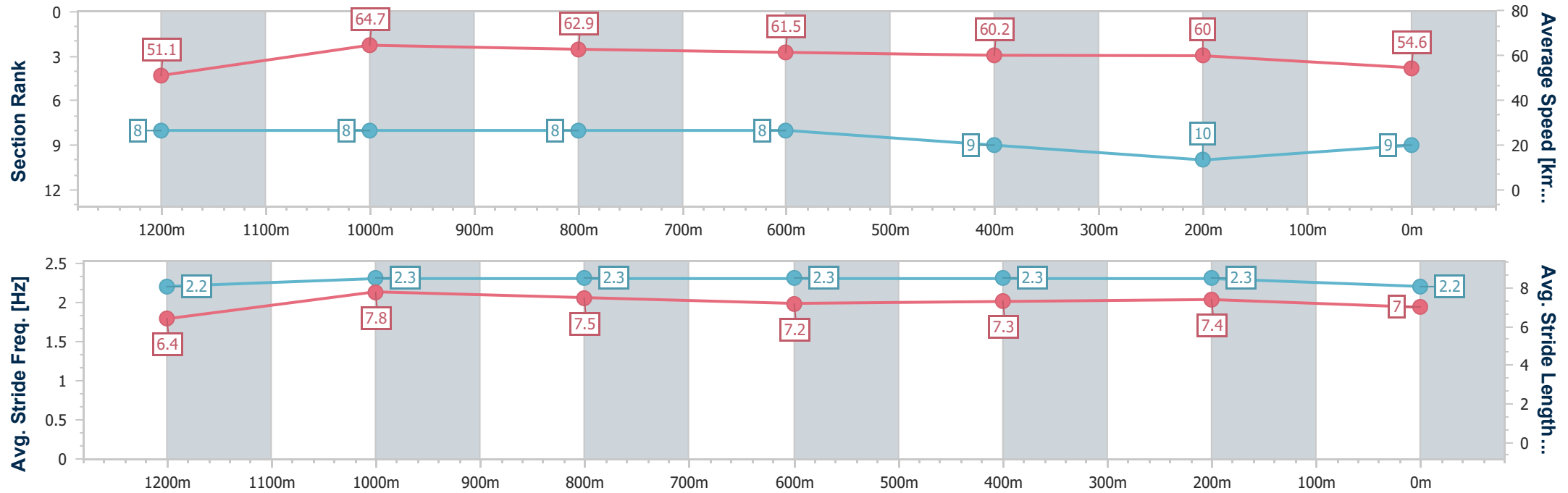
Sunshine Coast QLD Professional
Race 4: THE DUPORTH Class 4 Handicap - 1400m



21 July 2024 - 14:13

Track Rating: Soft 5, Weather: Fine, Rail Position: +4m Entire

Section	Overall	1200m	1000m	800m	600m	400m	200m						
Section Times	1:25.79 [9] (0:14.04)	1:11.75 [8] (0:11.19)	1:00.56 [8] (0:11.47)	0:49.09 [8] (0:11.84)	0:37.25 [8] (0:12.05)	0:25.20 [9] (0:12.00)	0:13.20 [10] (0:13.20)						
Average Speed [km/h]	51.1	64.7	62.9	61.5	60.2	60.0	54.6						
Top Speed [km/h]	66.3	66.2	64.1	61.8	61.3	61.3	57.7						
Avg. Dist. to Rail [m]	3.7	2.0	2.0	1.7	1.1	1.3	3.5						
Avg. Stride Freq. [Hz]	2.2	2.3	2.3	2.3	2.3	2.3	2.2						
Avg. Stride Length [m]	6.4	7.8	7.5	7.2	7.3	7.4	7.0						





Horse/Jockey Name	Money Man
Final Rank	10
Fastest Section Time (Section)	0:10.78 (1200m)
Top Speed [km/h] (Section)	68.1 (1200m)
Race State	Finished



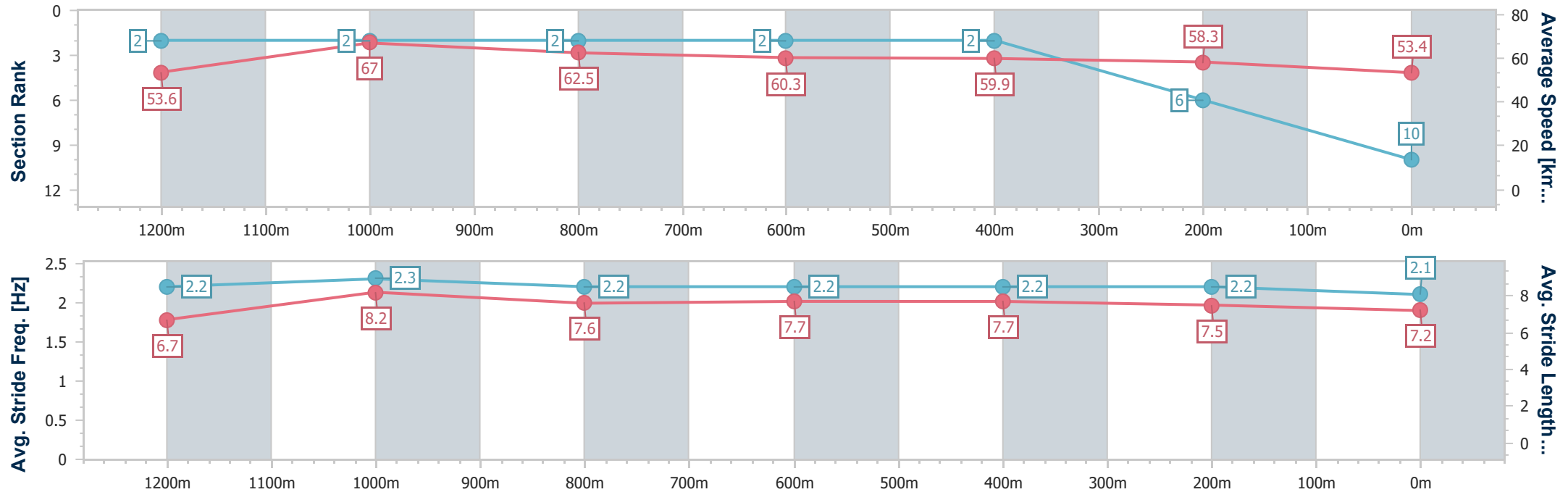
Sunshine Coast QLD Professional
Race 4: THE DUPORTH Class 4 Handicap - 1400m



21 July 2024 - 14:13

Track Rating: Soft 5, Weather: Fine, Rail Position: +4m Entire

Section	Overall	1200m	1000m	800m	600m	400m	200m						
Section Times	1:25.86 [10] (0:13.41)	1:12.45 [2] (0:10.78)	1:01.67 [2] (0:11.59)	0:50.08 [2] (0:12.08)	0:38.00 [2] (0:12.18)	0:25.82 [2] (0:12.35)	0:13.47 [6] (0:13.47)						
Average Speed [km/h]	53.6	67.0	62.5	60.3	59.9	58.3	53.4						
Top Speed [km/h]	67.8	68.1	66.8	61.1	60.6	59.9	56.4						
Avg. Dist. to Rail [m]	7.7	3.6	2.3	2.8	1.9	3.2	4.7						
Avg. Stride Freq. [Hz]	2.2	2.3	2.2	2.2	2.2	2.2	2.1						
Avg. Stride Length [m]	6.7	8.2	7.6	7.7	7.7	7.5	7.2						





Horse/Jockey Name	December Diamond
Final Rank	11
Fastest Section Time (Section)	0:11.18 (1200m)
Top Speed [km/h] (Section)	66.4 (Overall)
Race State	Finished



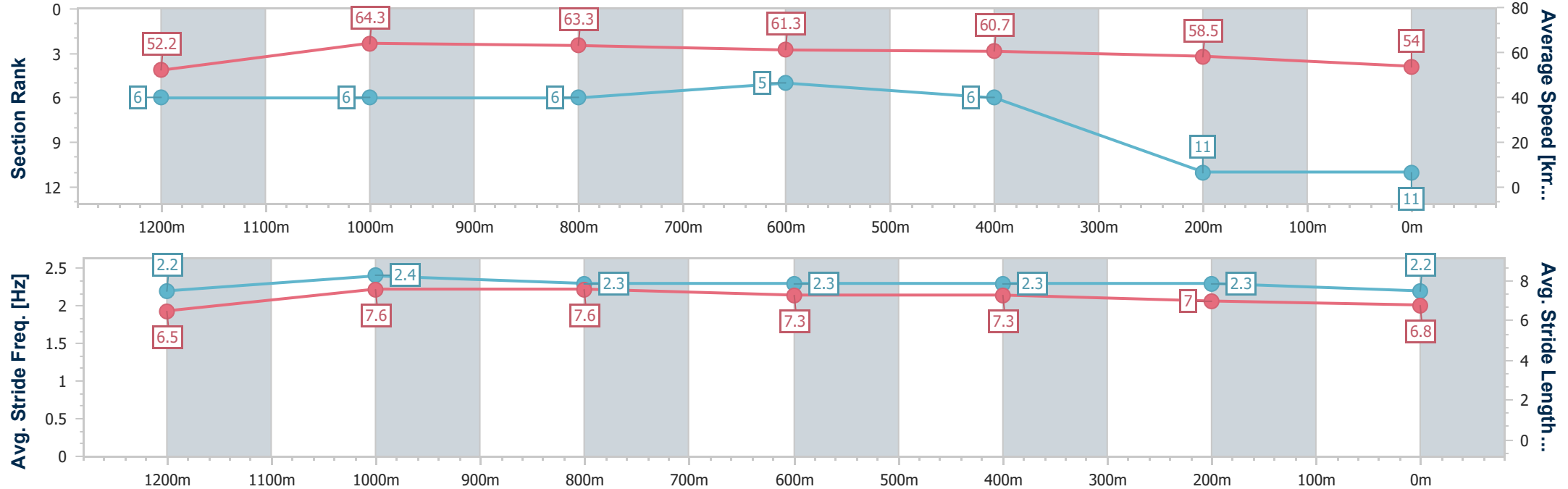
Sunshine Coast QLD Professional
Race 4: THE DUPORTH Class 4 Handicap - 1400m



21 July 2024 - 14:13

Track Rating: Soft 5, Weather: Fine, Rail Position: +4m Entire

Section	Overall	1200m	1000m	800m	600m	400m	200m						
Section Times	1:25.99 [11] (0:13.81)	1:12.18 [6] (0:11.18)	1:01.00 [6] (0:11.47)	0:49.53 [6] (0:11.85)	0:37.68 [5] (0:12.03)	0:25.65 [6] (0:12.31)	0:13.34 [11] (0:13.34)						
Average Speed [km/h]	52.2	64.3	63.3	61.3	60.7	58.5	54.0						
Top Speed [km/h]	66.4	66.2	64.1	62.6	61.1	60.5	56.3						
Avg. Dist. to Rail [m]	10.2	3.1	2.4	2.1	2.2	4.2	6.0						
Avg. Stride Freq. [Hz]	2.2	2.4	2.3	2.3	2.3	2.3	2.2						
Avg. Stride Length [m]	6.5	7.6	7.6	7.3	7.3	7.0	6.8						



- [] Ranking at each section and finish
- .-.- No data available at this section
- NA No data available



Sunshine Coast QLD Professional

Race 5: EBS Maiden Plate - 1300m

21 July 2024 - 14:54



Track Rating: Soft 5, Weather: Fine, Rail Position: +4m Entire

Section						Overall	1200m	1000m	800m	600m	400m	Last 600m	
Field Times						1:19.02 (0:07.85)	1:11.17 (0:10.71)	1:00.46 (0:10.86)	0:49.60 (0:11.95)	0:37.65 (0:12.50)	0:25.15 (0:12.40)	0:37.65	
Rank	TAB	Horse/Jockey	Barrier	Top Speed [km/h]	Fastest Section								Distance Travelled [m]
1	4	PICKAXE	13	66.0	0:08.08	1:19.02 [1]	1:10.94 [5]	0:59.84 [7]	0:48.61 [6]	0:36.79 [7]	0:24.58 [8]	0:36.79	
		Cody Collis		1200m	Overall	(0:08.08)	(0:11.10)	(0:11.23)	(0:11.82)	(0:12.21)	(0:12.06)		
2	2	CASANOVA MAN	9	68.2	0:08.25	1:19.06 [2]	1:10.81 [11]	1:00.08 [5]	0:48.95 [5]	0:37.12 [5]	0:24.86 [5]	0:37.12	-1
		Dale Smith		1200m	Overall	(0:08.25)	(0:10.73)	(0:11.13)	(0:11.83)	(0:12.26)	(0:12.07)		
3	11	SMOKE 'N' OAKUM	20	65.2	0:08.17	1:19.27 [3]	1:11.10 [10]	0:59.70 [13]	0:48.07 [15]	0:36.31 [15]	0:24.31 [15]	0:36.31	+1
		James Orman		1200m	Overall	(0:08.17)	(0:11.40)	(0:11.63)	(0:11.76)	(0:12.00)	(0:11.63)		
4	1	BENZINO	1	67.0	0:08.11	1:19.39 [4]	1:11.28 [9]	1:00.28 [6]	0:48.97 [7]	0:37.24 [6]	0:25.15 [6]	0:37.24	-9
		Boris Thornton		1200m	Overall	(0:08.11)	(0:11.00)	(0:11.31)	(0:11.73)	(0:12.09)	(0:12.13)		
5	6	EPIC PRINCE	8	65.1	0:08.49	1:19.62 [5]	1:11.13 [15]	0:59.89 [15]	0:48.63 [13]	0:36.85 [13]	0:24.93 [11]	0:36.85	-6
		Jag Guthmann-Chester		1000m	Overall	(0:08.49)	(0:11.24)	(0:11.26)	(0:11.78)	(0:11.92)	(0:12.01)		
6	5	ZEPHALONG	16	64.9	0:08.08	1:19.64 [6]	1:11.56 [6]	1:00.22 [10]	0:48.93 [10]	0:37.14 [10]	0:25.12 [9]	0:37.14	-1
		Nikita Beriman		1000m	Overall	(0:08.08)	(0:11.34)	(0:11.29)	(0:11.79)	(0:12.02)	(0:12.10)		
7	10	SHABOOH SHALAA	2	66.8	0:08.32	1:20.30 [7]	1:11.98 [13]	1:00.93 [9]	0:49.69 [9]	0:37.86 [9]	0:25.77 [10]	0:37.86	-7
		Georgina Cartwright		1200m	Overall	(0:08.32)	(0:11.05)	(0:11.24)	(0:11.83)	(0:12.09)	(0:12.12)		
8	7	EVERSTAR	10	69.3	0:08.00	1:20.40 [8]	1:12.40 [4]	1:01.75 [2]	0:50.86 [2]	0:38.97 [2]	0:26.53 [1]	0:38.97	-7
		Justin Stanley		1200m	Overall	(0:08.00)	(0:10.65)	(0:10.89)	(0:11.89)	(0:12.44)	(0:12.71)		
9	13	NOT A GURU	11	67.9	0:07.99	1:20.40 [9]	1:12.41 [3]	1:01.46 [4]	0:50.50 [4]	0:38.81 [3]	0:26.34 [4]	0:38.81	-11
		Michael Rodd		1200m	Overall	(0:07.99)	(0:10.95)	(0:10.96)	(0:11.69)	(0:12.47)	(0:12.49)		
10	14	OUR ESPRIT	5	66.7	0:08.09	1:20.46 [10]	1:12.37 [7]	1:01.24 [8]	0:49.97 [8]	0:38.15 [8]	0:26.08 [7]	0:38.15	-6
		Karl Zechner		1200m	Overall	(0:08.09)	(0:11.13)	(0:11.27)	(0:11.82)	(0:12.07)	(0:12.39)		

Scratched: Manhattan Mojo (#21), Bluffy'o (#16), Touchofclass (#18), Duke Of Lancaster (#19), Lord Louison (#20)



Sunshine Coast QLD Professional

Race 5: EBS Maiden Plate - 1300m

21 July 2024 - 14:54



Track Rating: Soft 5, Weather: Fine, Rail Position: +4m Entire

Section						Overall	1200m	1000m	800m	600m	400m	Last 600m	
Field Times						1:19.02 (0:07.85)	1:11.17 (0:10.71)	1:00.46 (0:10.86)	0:49.60 (0:11.95)	0:37.65 (0:12.50)	0:25.15 (0:12.40)	0:37.65	
Rank	TAB	Horse/Jockey	Barrier	Top Speed [km/h]	Fastest Section								Distance Travelled [m]
11	17	HERECOMESANTORINI	4	68.7	0:07.85	1:20.72 [11]	1:12.87 [1]	1:02.16 [1]	0:51.30 [1]	0:39.35 [1]	0:26.82 [2]	0:39.35	-9
		Cejay Graham		1200m	Overall	(0:07.85)	(0:10.71)	(0:10.86)	(0:11.95)	(0:12.53)	(0:12.55)		
12	9	PACIFIED	7	68.5	0:07.88	1:20.80 [12]	1:12.92 [2]	1:02.13 [3]	0:50.99 [3]	0:39.19 [4]	0:26.82 [3]	0:39.19	-4
		Emily Lang		1000m	Overall	(0:07.88)	(0:10.79)	(0:11.14)	(0:11.80)	(0:12.37)	(0:12.66)		
13	15	AMATERASU	15	65.7	0:08.30	1:20.81 [13]	1:12.51 [12]	1:01.09 [14]	0:49.72 [14]	0:37.99 [14]	0:25.93 [13]	0:37.99	-3
		Ron Stewart		1000m	Overall	(0:08.30)	(0:11.42)	(0:11.37)	(0:11.73)	(0:12.06)	(0:12.49)		
14	3	KLANG BOY	19	63.8	0:08.59	1:20.85 [14]	1:12.26 [16]	1:00.81 [16]	0:49.34 [16]	0:37.42 [16]	0:25.48 [16]	0:37.42	-7
		Corey Sutherland		1200m	Overall	(0:08.59)	(0:11.45)	(0:11.47)	(0:11.92)	(0:11.94)	(0:11.98)		
15	12	MIDNIGHT SEAS	14	64.5	0:08.10	1:21.00 [15]	1:12.90 [8]	1:01.57 [11]	0:50.05 [12]	0:38.25 [12]	0:26.09 [14]	0:38.25	+1
		Samantha Collett		1000m	Overall	(0:08.10)	(0:11.33)	(0:11.52)	(0:11.80)	(0:12.16)	(0:12.48)		
16	8	GENZEE	6	66.0	0:08.33	1:21.01 [16]	1:12.68 [14]	1:01.56 [12]	0:50.27 [11]	0:38.39 [11]	0:26.21 [12]	0:38.39	-4
		Ryan Wiggins		1000m	Overall	(0:08.33)	(0:11.12)	(0:11.29)	(0:11.88)	(0:12.18)	(0:12.16)		

Scratched: Manhattan Mojo (#21), Bluffy'o (#16), Touchofclass (#18), Duke Of Lancaster (#19), Lord Louison (#20)



Sunshine Coast QLD Professional

Race 5: EBS Maiden Plate - 1300m

21 July 2024 - 14:54



Track Rating: Soft 5, Weather: Fine, Rail Position: +4m Entire

Section Field Times						200m 0:12.75 (0:12.75)			Last 600m 0:37.65		
Rank	TAB	Horse/Jockey	Barrier	Top Speed [km/h]	Fastest Section	Margin				Distance Travelled [m]	
1	4	PICKAXE	13	66.0	0:08.08	0:12.52 [4]	1:19.02			0:36.79	
		Cody Collis		1200m	Overall	(0:12.52)					
2	2	CASANOVA MAN	9	68.2	0:08.25	0:12.79 [1]	0.2L			0:37.12	-1
		Dale Smith		1200m	Overall	(0:12.79)					
3	11	SMOKE 'N' OAKUM	20	65.2	0:08.17	0:12.68 [7]	1.5L			0:36.31	+1
		James Orman		1200m	Overall	(0:12.68)					
4	1	BENZINO	1	67.0	0:08.11	0:13.02 [2]	2L			0:37.24	-9
		Boris Thornton		1200m	Overall	(0:13.02)					
5	6	EPIC PRINCE	8	65.1	0:08.49	0:12.92 [11]	3.3L			0:36.85	-6
		Jag Guthmann-Chester		1000m	Overall	(0:12.92)					
6	5	ZEPHALONG	16	64.9	0:08.08	0:13.02 [8]	3.4L			0:37.14	-1
		Nikita Beriman		1000m	Overall	(0:13.02)					
7	10	SHABOOH SHALAA	2	66.8	0:08.32	0:13.65 [10]	7.2L			0:37.86	-7
		Georgina Cartwright		1200m	Overall	(0:13.65)					
8	7	EVERSTAR	10	69.3	0:08.00	0:13.82 [6]	7.7L			0:38.97	-7
		Justin Stanley		1200m	Overall	(0:13.82)					
9	13	NOT A GURU	11	67.9	0:07.99	0:13.85 [5]	7.8L			0:38.81	-11
		Michael Rodd		1200m	Overall	(0:13.85)					
10	14	OUR ESPRIT	5	66.7	0:08.09	0:13.69 [12]	8L			0:38.15	-6
		Karl Zechner		1200m	Overall	(0:13.69)					

Scratched: Manhattan Mojo (#21), Bluffy'o (#16), Touchofclass (#18), Duke Of Lancaster (#19), Lord Louison (#20)

Report Created: Sun 21 July 2024 16:19 GMT+10 (Note: Timing is based on position data)

Page 3/20

[] Ranking at each section and finish
-:-:- No data available at this section
NA No data available

SCN Saddle cloth number
DNF Did not finish
DNT Did not track

data processed by  TRIPLESDATA



Sunshine Coast QLD Professional

Race 5: EBS Maiden Plate - 1300m

21 July 2024 - 14:54



Track Rating: Soft 5, Weather: Fine, Rail Position: +4m Entire

Section		Field Times		200m		Last 600m			
				0:12.75 (0:12.75)		0:37.65			
Rank	TAB	Horse/Jockey	Barrier	Top Speed [km/h]	Fastest Section	Margin			Distance Travelled [m]
11	17	HERECOMESANTORINI	4	68.7	0:07.85	0:14.27 [3]	9.3L		0:39.35 -9
		Cejay Graham		1200m	Overall	(0:14.27)			
12	9	PACIFIED	7	68.5	0:07.88	0:14.16 [9]	9.7L		0:39.19 -4
		Emily Lang		1000m	Overall	(0:14.16)			
13	15	AMATERASU	15	65.7	0:08.30	0:13.44 [15]	9.8L		0:37.99 -3
		Ron Stewart		1000m	Overall	(0:13.44)			
14	3	KLANG BOY	19	63.8	0:08.59	0:13.50 [14]	10L		0:37.42 -7
		Corey Sutherland		1200m	Overall	(0:13.50)			
15	12	MIDNIGHT SEAS	14	64.5	0:08.10	0:13.61 [16]	10.8L		0:38.25 +1
		Samantha Collett		1000m	Overall	(0:13.61)			
16	8	GENZEE	6	66.0	0:08.33	0:14.05 [13]	10.9L		0:38.39 -4
		Ryan Wiggins		1000m	Overall	(0:14.05)			

Scratched: Manhattan Mojo (#21), Bluffy'o (#16), Touchofclass (#18), Duke Of Lancaster (#19), Lord Louison (#20)



Horse/Jockey Name	Pickaxe
Final Rank	1
Fastest Section Time (Section)	0:08.08 (Overall)
Top Speed [km/h] (Section)	66.0 (1200m)
Race State	Finished



Sunshine Coast QLD Professional

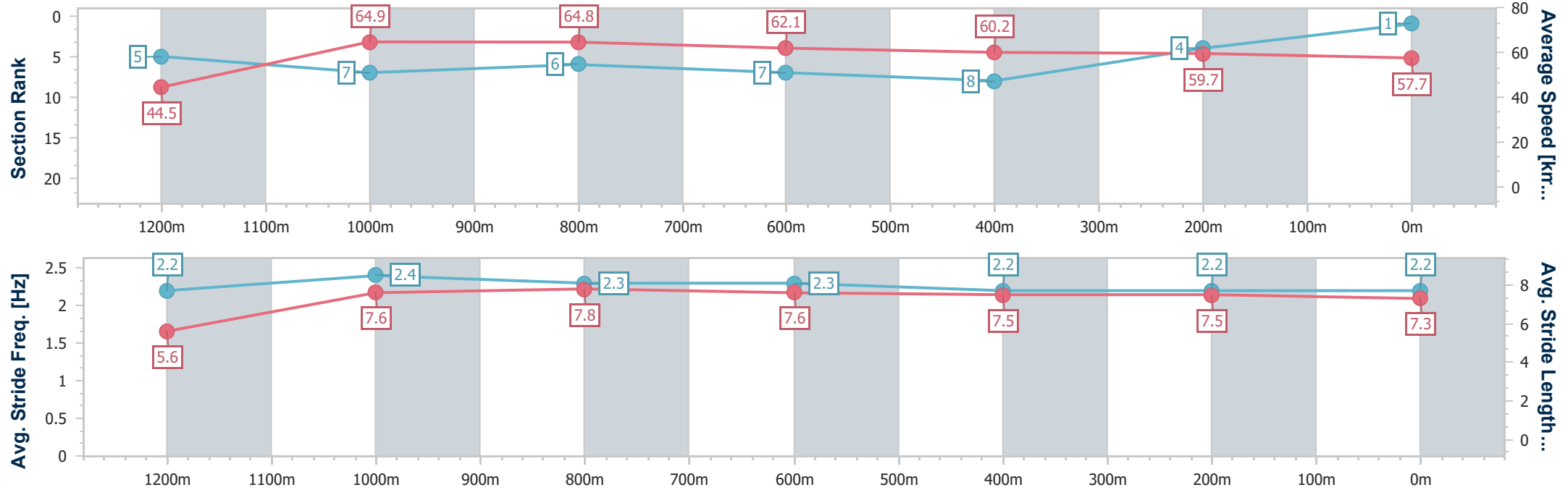
Race 5: EBS Maiden Plate - 1300m

21 July 2024 - 14:54



Track Rating: Soft 5, Weather: Fine, Rail Position: +4m Entire

Section	Overall	1200m	1000m	800m	600m	400m	200m						
Section Times	1:19.02 [1] (0:08.08)	1:10.94 [5] (0:11.10)	0:59.84 [7] (0:11.23)	0:48.61 [6] (0:11.82)	0:36.79 [7] (0:12.21)	0:24.58 [8] (0:12.06)	0:12.52 [4]						
Average Speed [km/h]	44.5	64.9	64.8	62.1	60.2	59.7	57.7						
Top Speed [km/h]	62.3	66.0	65.8	63.9	61.7	61.0	58.5						
Avg. Dist. to Rail [m]	12.9	7.7	3.4	3.5	3.7	6.1	7.1						
Avg. Stride Freq. [Hz]	2.2	2.4	2.3	2.3	2.2	2.2	2.2						
Avg. Stride Length [m]	5.6	7.6	7.8	7.6	7.5	7.5	7.3						





Horse/Jockey Name	Casanova Man
Final Rank	2
Fastest Section Time (Section)	0:08.25 (Overall)
Top Speed [km/h] (Section)	68.2 (1200m)
Race State	Finished



Sunshine Coast QLD Professional

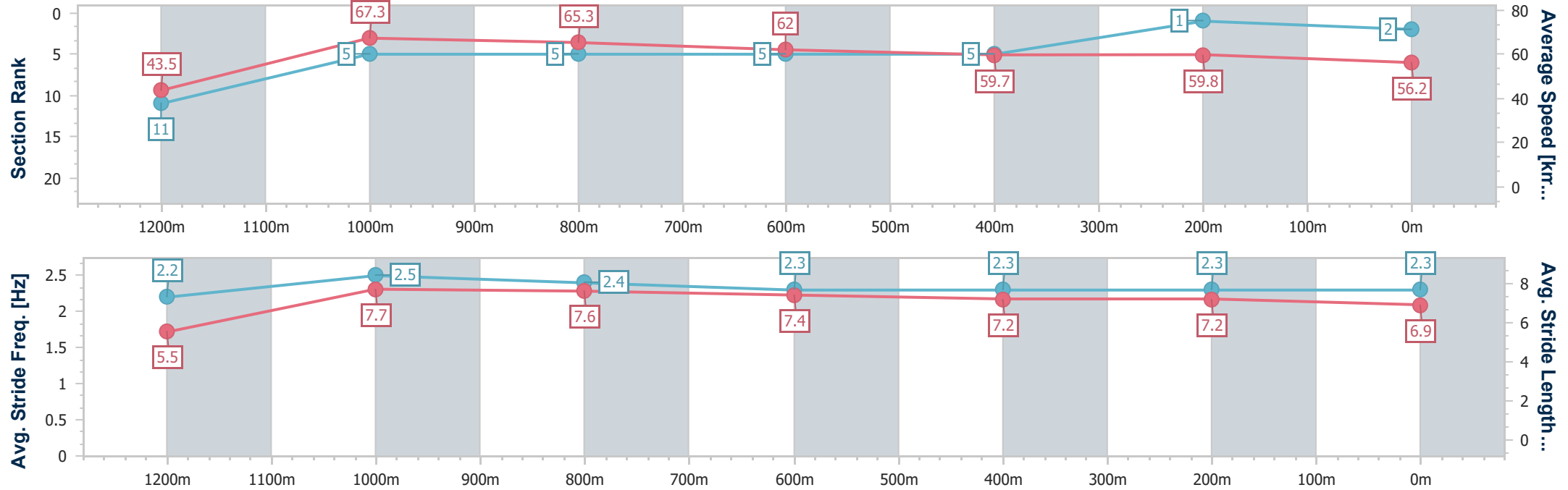
Race 5: EBS Maiden Plate - 1300m

21 July 2024 - 14:54

Track Rating: Soft 5, Weather: Fine, Rail Position: +4m Entire



Section	Overall	1200m	1000m	800m	600m	400m	200m						
Section Times	1:19.06 [2] (0:08.25)	1:10.81 [11] (0:10.73)	1:00.08 [5] (0:11.13)	0:48.95 [5] (0:11.83)	0:37.12 [5] (0:12.26)	0:24.86 [5] (0:12.07)	0:12.79 [1] (0:12.79)						
Average Speed [km/h]	43.5	67.3	65.3	62.0	59.7	59.8	56.2						
Top Speed [km/h]	63.7	68.2	67.3	64.0	60.8	60.7	58.8						
Avg. Dist. to Rail [m]	9.8	4.2	2.7	3.4	3.3	6.5	6.0						
Avg. Stride Freq. [Hz]	2.2	2.5	2.4	2.3	2.3	2.3	2.3						
Avg. Stride Length [m]	5.5	7.7	7.6	7.4	7.2	7.2	6.9						





Horse/Jockey Name	Smoke 'N' Oakum
Final Rank	3
Fastest Section Time (Section)	0:08.17 (Overall)
Top Speed [km/h] (Section)	65.2 (1200m)
Race State	Finished



Sunshine Coast QLD Professional

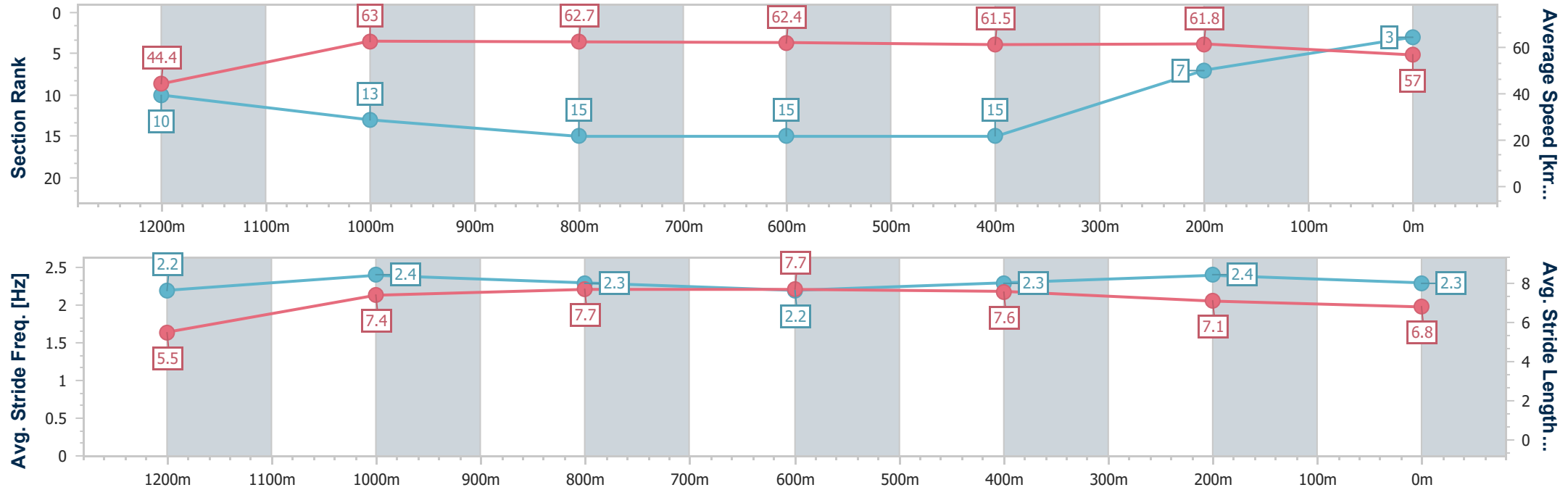
Race 5: EBS Maiden Plate - 1300m

21 July 2024 - 14:54

Track Rating: Soft 5, Weather: Fine, Rail Position: +4m Entire



Section	Overall	1200m	1000m	800m	600m	400m	200m						
Section Times	1:19.27 [3] (0:08.17)	1:11.10 [10] (0:11.40)	0:59.70 [13] (0:11.63)	0:48.07 [15] (0:11.76)	0:36.31 [15] (0:12.00)	0:24.31 [15] (0:11.63)	0:12.68 [7] (0:12.68)						
Average Speed [km/h]	44.4	63.0	62.7	62.4	61.5	61.8	57.0						
Top Speed [km/h]	63.3	65.2	63.9	63.1	62.7	63.6	60.1						
Avg. Dist. to Rail [m]	17.5	10.3	4.2	3.0	4.3	9.1	9.2						
Avg. Stride Freq. [Hz]	2.2	2.4	2.3	2.2	2.3	2.4	2.3						
Avg. Stride Length [m]	5.5	7.4	7.7	7.7	7.6	7.1	6.8						



- [] Ranking at each section and finish
- .-.- No data available at this section
- NA No data available



Horse/Jockey Name	Benzino
Final Rank	4
Fastest Section Time (Section)	0:08.11 (Overall)
Top Speed [km/h] (Section)	67.0 (1200m)
Race State	Finished



Sunshine Coast QLD Professional

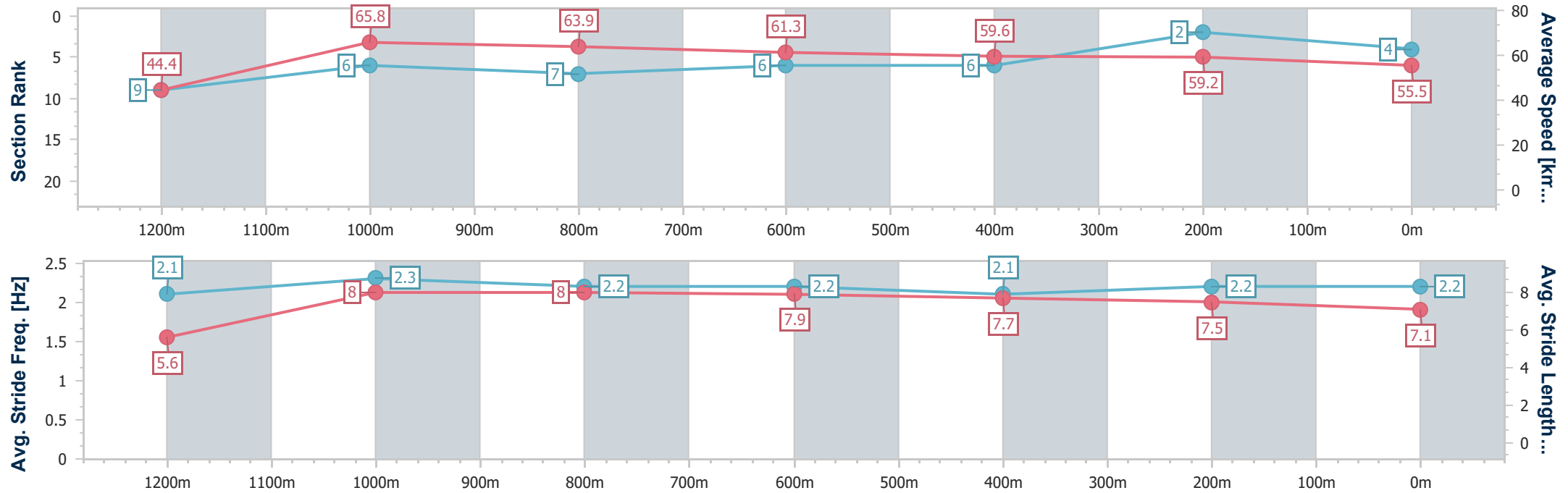
Race 5: EBS Maiden Plate - 1300m

21 July 2024 - 14:54



Track Rating: Soft 5, Weather: Fine, Rail Position: +4m Entire

Section	Overall	1200m	1000m	800m	600m	400m	200m						
Section Times	1:19.39 [4] (0:08.11)	1:11.28 [9] (0:11.00)	1:00.28 [6] (0:11.31)	0:48.97 [7] (0:11.73)	0:37.24 [6] (0:12.09)	0:25.15 [6] (0:12.13)	0:13.02 [2] (0:13.02)						
Average Speed [km/h]	44.4	65.8	63.9	61.3	59.6	59.2	55.5						
Top Speed [km/h]	62.3	67.0	65.0	63.1	61.1	60.4	57.9						
Avg. Dist. to Rail [m]	4.4	2.1	1.6	0.5	0.4	1.1	2.2						
Avg. Stride Freq. [Hz]	2.1	2.3	2.2	2.2	2.1	2.2	2.2						
Avg. Stride Length [m]	5.6	8.0	8.0	7.9	7.7	7.5	7.1						





Horse/Jockey Name	Epic Prince
Final Rank	5
Fastest Section Time (Section)	0:08.49 (Overall)
Top Speed [km/h] (Section)	65.1 (1000m)
Race State	Finished



Sunshine Coast QLD Professional

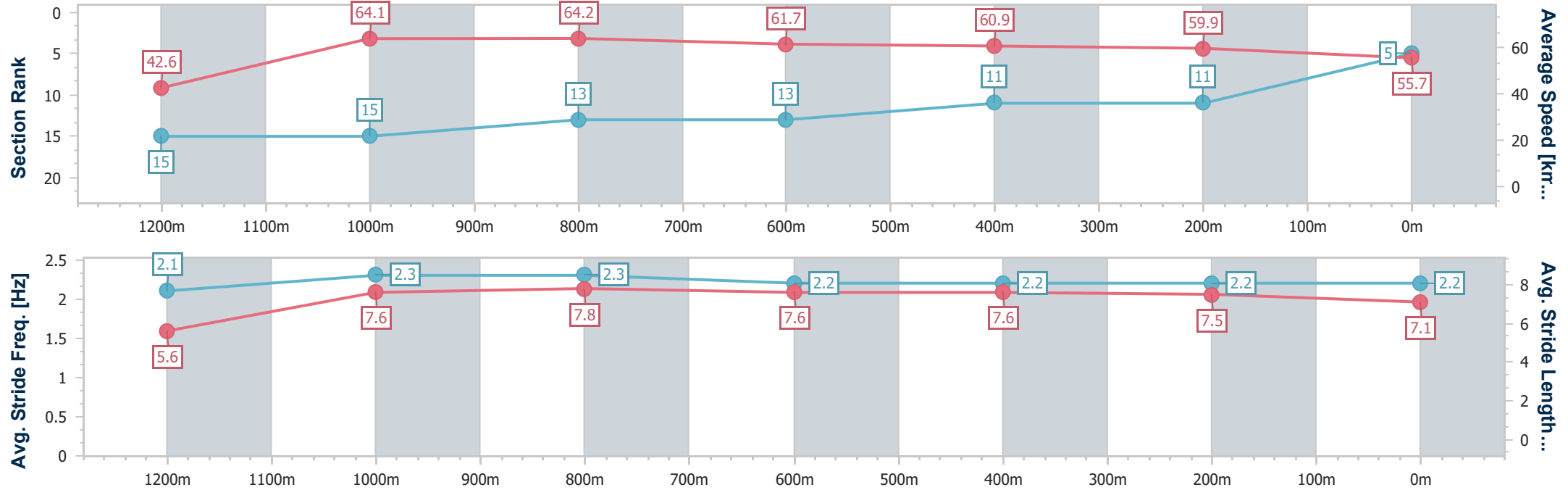
Race 5: EBS Maiden Plate - 1300m

21 July 2024 - 14:54

Track Rating: Soft 5, Weather: Fine, Rail Position: +4m Entire



Section	Overall	1200m	1000m	800m	600m	400m	200m						
Section Times	1:19.62 [5] (0:08.49)	1:11.13 [15] (0:11.24)	0:59.89 [15] (0:11.26)	0:48.63 [13] (0:11.78)	0:36.85 [13] (0:11.92)	0:24.93 [11] (0:12.01)	0:12.92 [11] (0:12.92)						
Average Speed [km/h]	42.6	64.1	64.2	61.7	60.9	59.9	55.7						
Top Speed [km/h]	60.4	65.1	65.1	63.6	61.7	62.0	58.0						
Avg. Dist. to Rail [m]	9.3	3.8	1.6	2.0	1.0	1.6	1.3						
Avg. Stride Freq. [Hz]	2.1	2.3	2.3	2.2	2.2	2.2	2.2						
Avg. Stride Length [m]	5.6	7.6	7.8	7.6	7.6	7.5	7.1						



- [] Ranking at each section and finish
- .-.- No data available at this section
- NA No data available



Horse/Jockey Name	Zephalong
Final Rank	6
Fastest Section Time (Section)	0:08.08 (Overall)
Top Speed [km/h] (Section)	64.9 (1000m)
Race State	Finished



Sunshine Coast QLD Professional

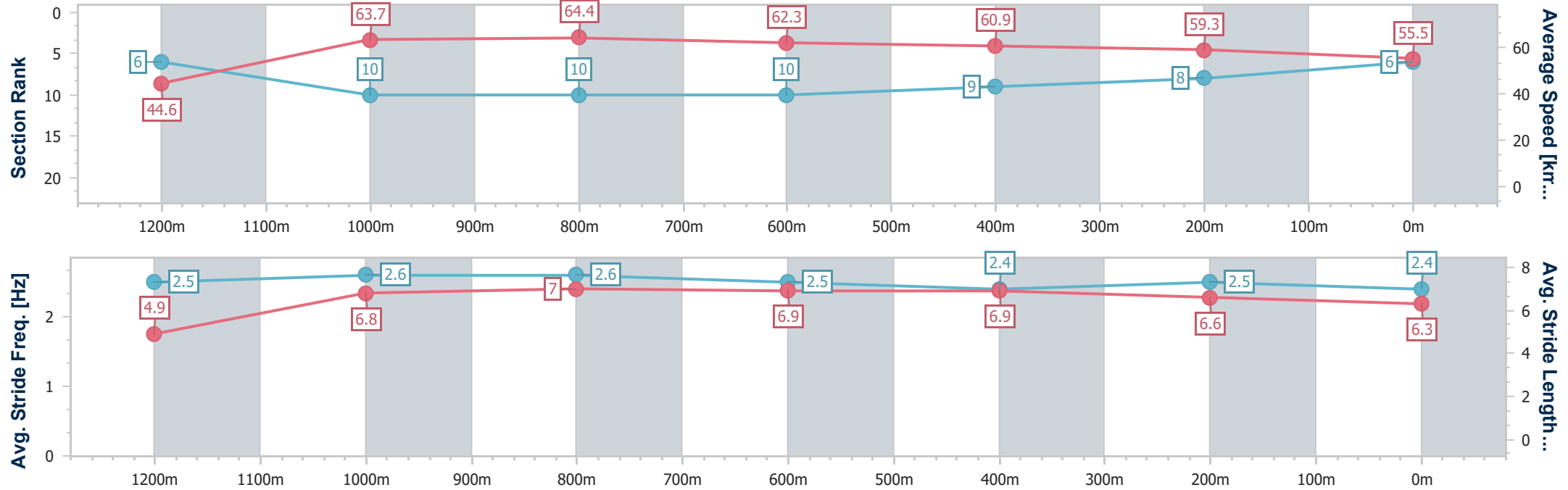
Race 5: EBS Maiden Plate - 1300m

21 July 2024 - 14:54

Track Rating: Soft 5, Weather: Fine, Rail Position: +4m Entire



Section	Overall	1200m	1000m	800m	600m	400m	200m						
Section Times	1:19.64 [6] (0:08.08)	1:11.56 [6] (0:11.34)	1:00.22 [10] (0:11.29)	0:48.93 [10] (0:11.79)	0:37.14 [10] (0:12.02)	0:25.12 [9] (0:12.10)	0:13.02 [8] (0:13.02)						
Average Speed [km/h]	44.6	63.7	64.4	62.3	60.9	59.3	55.5						
Top Speed [km/h]	62.2	64.3	64.9	64.5	62.2	60.3	58.4						
Avg. Dist. to Rail [m]	16.1	9.3	5.1	3.1	2.5	6.7	7.2						
Avg. Stride Freq. [Hz]	2.5	2.6	2.6	2.5	2.4	2.5	2.4						
Avg. Stride Length [m]	4.9	6.8	7.0	6.9	6.9	6.6	6.3						



- [] Ranking at each section and finish
- .-.- No data available at this section
- NA No data available



Horse/Jockey Name	Shabooh Shalaa
Final Rank	7
Fastest Section Time (Section)	0:08.32 (Overall)
Top Speed [km/h] (Section)	66.8 (1200m)
Race State	Finished



Sunshine Coast QLD Professional

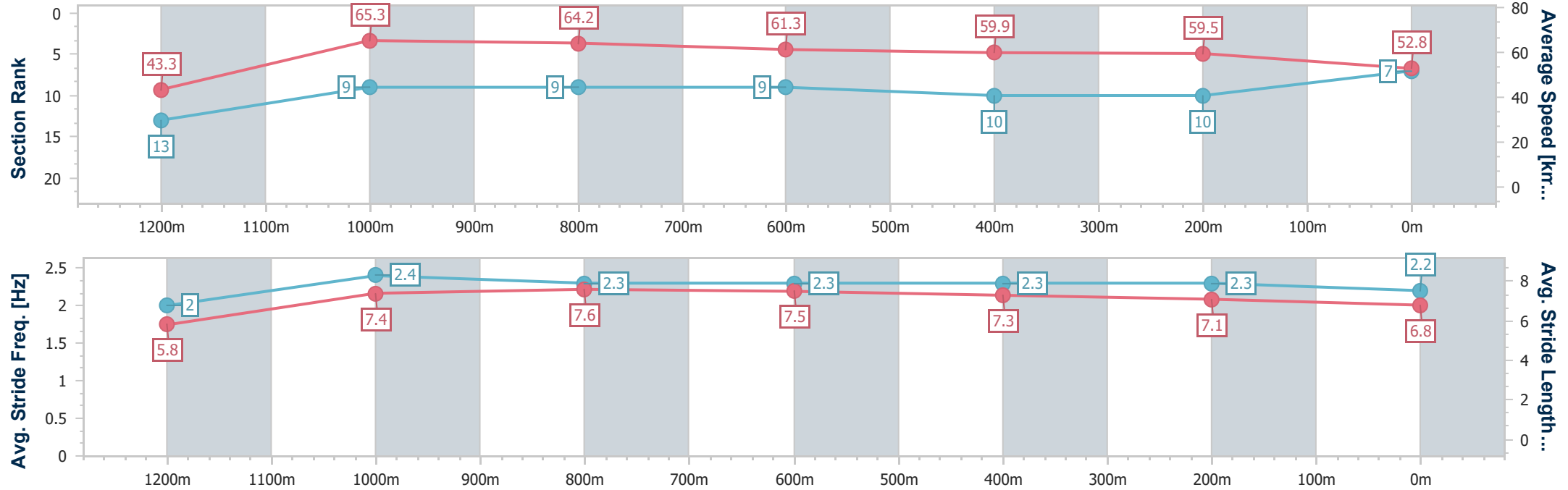
Race 5: EBS Maiden Plate - 1300m

21 July 2024 - 14:54

Track Rating: Soft 5, Weather: Fine, Rail Position: +4m Entire



Section	Overall	1200m	1000m	800m	600m	400m	200m						
Section Times	1:20.30 [7] (0:08.32)	1:11.98 [13] (0:11.05)	1:00.93 [9] (0:11.24)	0:49.69 [9] (0:11.83)	0:37.86 [9] (0:12.09)	0:25.77 [10] (0:12.12)	0:13.65 [10] (0:13.65)						
Average Speed [km/h]	43.3	65.3	64.2	61.3	59.9	59.5	52.8						
Top Speed [km/h]	61.3	66.8	65.7	62.6	61.1	61.8	54.4						
Avg. Dist. to Rail [m]	5.6	2.6	2.0	1.6	1.0	3.9	3.6						
Avg. Stride Freq. [Hz]	2.0	2.4	2.3	2.3	2.3	2.3	2.2						
Avg. Stride Length [m]	5.8	7.4	7.6	7.5	7.3	7.1	6.8						



- [] Ranking at each section and finish
- .-.- No data available at this section
- NA No data available



Horse/Jockey Name	Everstar
Final Rank	8
Fastest Section Time (Section)	0:08.00 (Overall)
Top Speed [km/h] (Section)	69.3 (1200m)
Race State	Finished



Sunshine Coast QLD Professional

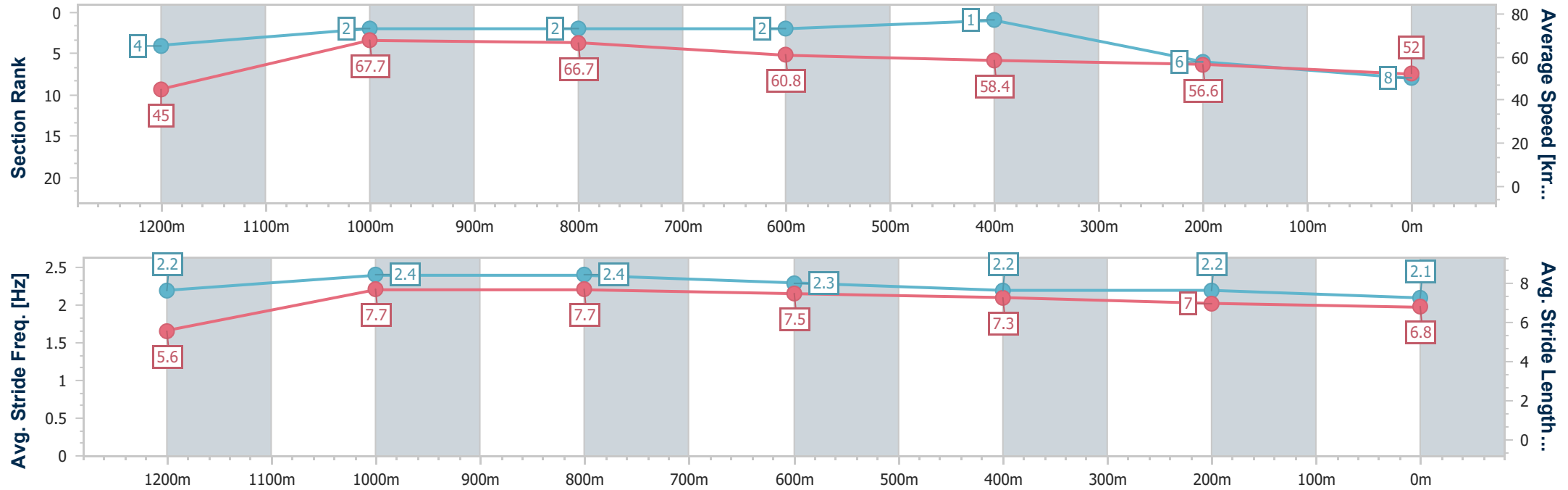
Race 5: EBS Maiden Plate - 1300m

21 July 2024 - 14:54



Track Rating: Soft 5, Weather: Fine, Rail Position: +4m Entire

Section	Overall	1200m	1000m	800m	600m	400m	200m						
Section Times	1:20.40 [8] (0:08.00)	1:12.40 [4] (0:10.65)	1:01.75 [2] (0:10.89)	0:50.86 [2] (0:11.89)	0:38.97 [2] (0:12.44)	0:26.53 [1] (0:12.71)	0:13.82 [6] (0:13.82)						
Average Speed [km/h]	45.0	67.7	66.7	60.8	58.4	56.6	52.0						
Top Speed [km/h]	64.6	69.3	68.4	64.0	59.4	59.4	54.2						
Avg. Dist. to Rail [m]	10.7	4.6	3.1	1.2	0.9	3.8	5.0						
Avg. Stride Freq. [Hz]	2.2	2.4	2.4	2.3	2.2	2.2	2.1						
Avg. Stride Length [m]	5.6	7.7	7.7	7.5	7.3	7.0	6.8						





Horse/Jockey Name	Not A Guru
Final Rank	9
Fastest Section Time (Section)	0:07.99 (Overall)
Top Speed [km/h] (Section)	67.9 (1200m)
Race State	Finished



Sunshine Coast QLD Professional

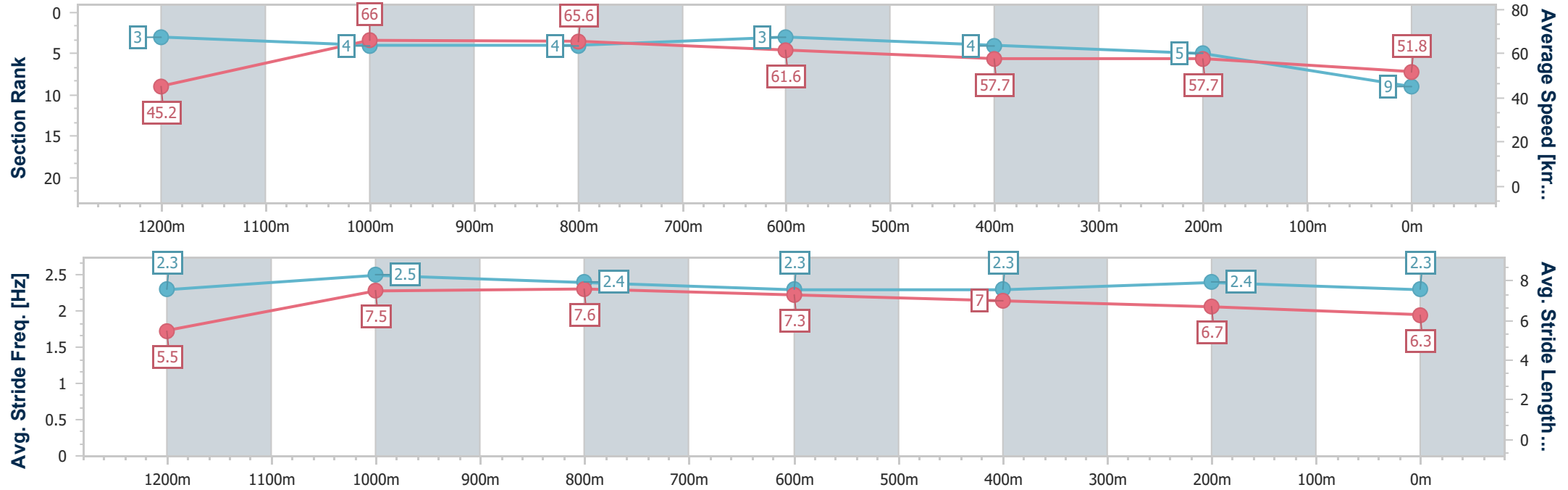
Race 5: EBS Maiden Plate - 1300m

21 July 2024 - 14:54

Track Rating: Soft 5, Weather: Fine, Rail Position: +4m Entire



Section	Overall	1200m	1000m	800m	600m	400m	200m						
Section Times	1:20.40 [9] (0:07.99)	1:12.41 [3] (0:10.95)	1:01.46 [4] (0:10.96)	0:50.50 [4] (0:11.69)	0:38.81 [3] (0:12.47)	0:26.34 [4] (0:12.49)	0:13.85 [5] (0:13.85)						
Average Speed [km/h]	45.2	66.0	65.6	61.6	57.7	57.7	51.8						
Top Speed [km/h]	63.4	67.9	67.8	63.6	59.5	60.6	55.2						
Avg. Dist. to Rail [m]	12.1	6.1	1.7	0.5	0.5	3.4	3.9						
Avg. Stride Freq. [Hz]	2.3	2.5	2.4	2.3	2.3	2.4	2.3						
Avg. Stride Length [m]	5.5	7.5	7.6	7.3	7.0	6.7	6.3						





Horse/Jockey Name	Our Esprit
Final Rank	10
Fastest Section Time (Section)	0:08.09 (Overall)
Top Speed [km/h] (Section)	66.7 (1200m)
Race State	Finished



Sunshine Coast QLD Professional

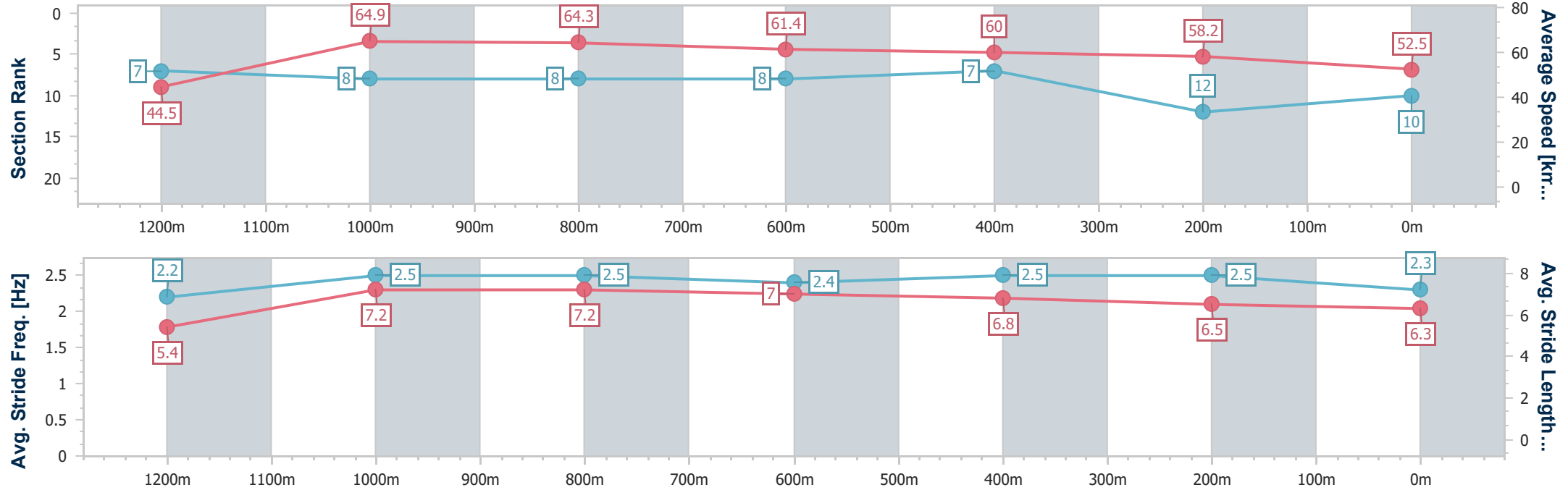
Race 5: EBS Maiden Plate - 1300m

21 July 2024 - 14:54



Track Rating: Soft 5, Weather: Fine, Rail Position: +4m Entire

Section	Overall	1200m	1000m	800m	600m	400m	200m						
Section Times	1:20.46 [10] (0:08.09)	1:12.37 [7] (0:11.13)	1:01.24 [8] (0:11.27)	0:49.97 [8] (0:11.82)	0:38.15 [8] (0:12.07)	0:26.08 [7] (0:12.39)	0:13.69 [12] (0:13.69)						
Average Speed [km/h]	44.5	64.9	64.3	61.4	60.0	58.2	52.5						
Top Speed [km/h]	62.9	66.7	65.7	62.9	62.5	60.2	55.3						
Avg. Dist. to Rail [m]	6.7	2.9	2.3	1.9	0.5	4.1	7.3						
Avg. Stride Freq. [Hz]	2.2	2.5	2.5	2.4	2.5	2.5	2.3						
Avg. Stride Length [m]	5.4	7.2	7.2	7.0	6.8	6.5	6.3						





Horse/Jockey Name	Herecomesantorini
Final Rank	11
Fastest Section Time (Section)	0:07.85 (Overall)
Top Speed [km/h] (Section)	68.7 (1200m)
Race State	Finished



Sunshine Coast QLD Professional

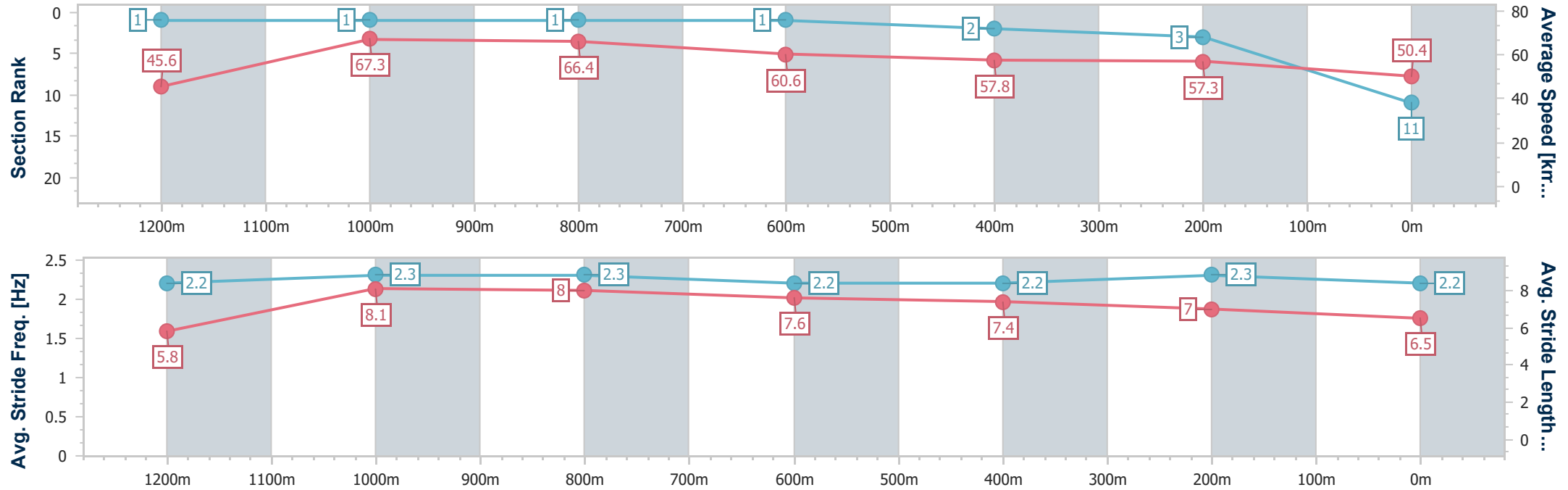
Race 5: EBS Maiden Plate - 1300m

21 July 2024 - 14:54



Track Rating: Soft 5, Weather: Fine, Rail Position: +4m Entire

Section	Overall	1200m	1000m	800m	600m	400m	200m						
Section Times	1:20.72 [11] (0:07.85)	1:12.87 [1] (0:10.71)	1:02.16 [1] (0:10.86)	0:51.30 [1] (0:11.95)	0:39.35 [1] (0:12.53)	0:26.82 [2] (0:12.55)	0:14.27 [3] (0:14.27)						
Average Speed [km/h]	45.6	67.3	66.4	60.6	57.8	57.3	50.4						
Top Speed [km/h]	64.9	68.7	68.6	62.9	59.4	59.3	55.0						
Avg. Dist. to Rail [m]	6.2	1.7	0.3	1.0	1.2	1.5	1.1						
Avg. Stride Freq. [Hz]	2.2	2.3	2.3	2.2	2.2	2.3	2.2						
Avg. Stride Length [m]	5.8	8.1	8.0	7.6	7.4	7.0	6.5						





Horse/Jockey Name	Pacified
Final Rank	12
Fastest Section Time (Section)	0:07.88 (Overall)
Top Speed [km/h] (Section)	68.5 (1000m)
Race State	Finished



Sunshine Coast QLD Professional

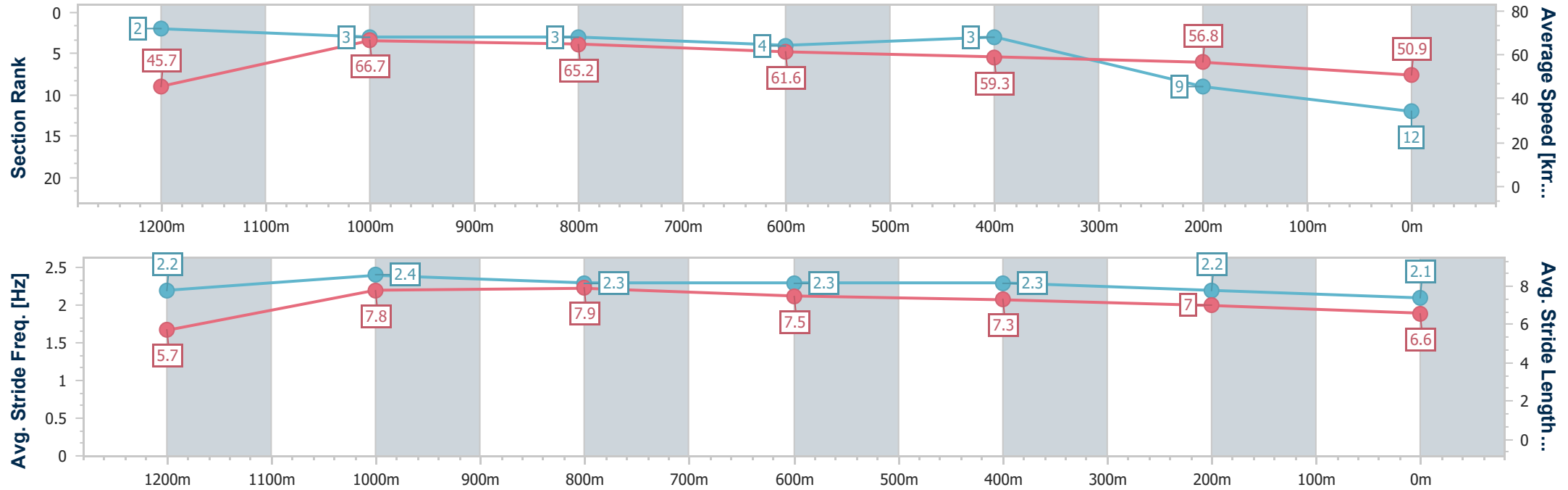
Race 5: EBS Maiden Plate - 1300m

21 July 2024 - 14:54



Track Rating: Soft 5, Weather: Fine, Rail Position: +4m Entire

Section	Overall	1200m	1000m	800m	600m	400m	200m						
Section Times	1:20.80 [12] (0:07.88)	1:12.92 [2] (0:10.79)	1:02.13 [3] (0:11.14)	0:50.99 [3] (0:11.80)	0:39.19 [4] (0:12.37)	0:26.82 [3] (0:12.66)	0:14.16 [9] (0:14.16)						
Average Speed [km/h]	45.7	66.7	65.2	61.6	59.3	56.8	50.9						
Top Speed [km/h]	64.4	68.4	68.5	63.5	60.5	58.8	54.6						
Avg. Dist. to Rail [m]	8.6	3.4	2.3	2.0	2.8	5.5	6.4						
Avg. Stride Freq. [Hz]	2.2	2.4	2.3	2.3	2.3	2.2	2.1						
Avg. Stride Length [m]	5.7	7.8	7.9	7.5	7.3	7.0	6.6						





Horse/Jockey Name	Amaterasu
Final Rank	13
Fastest Section Time (Section)	0:08.30 (Overall)
Top Speed [km/h] (Section)	65.7 (1000m)
Race State	Finished



Sunshine Coast QLD Professional

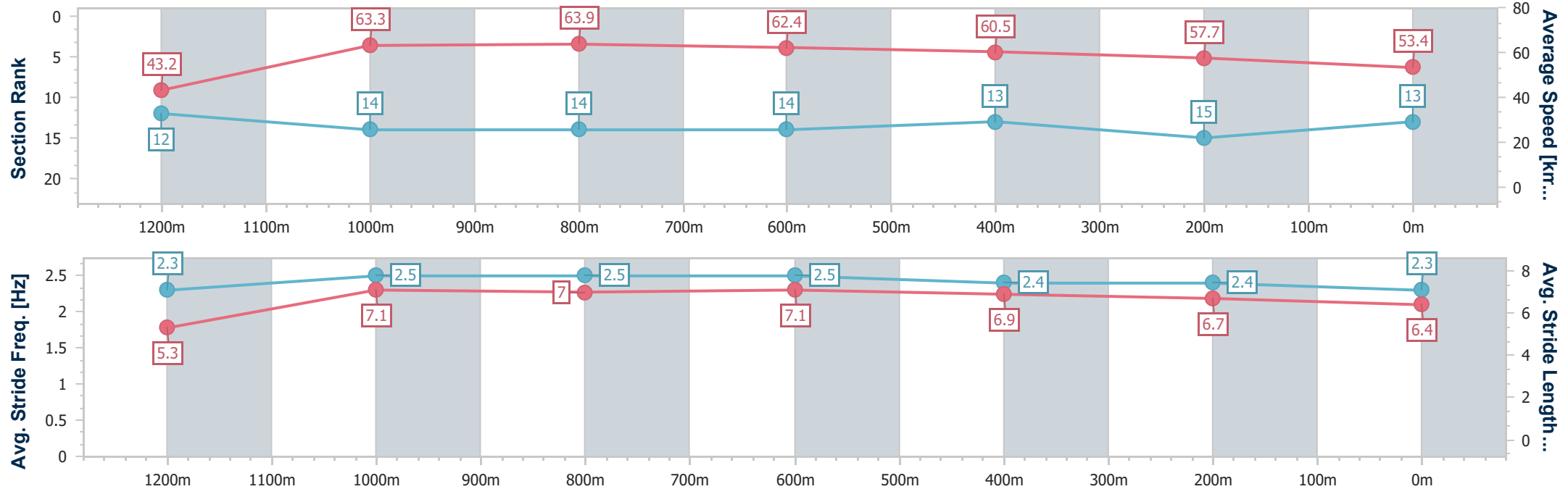
Race 5: EBS Maiden Plate - 1300m

21 July 2024 - 14:54

Track Rating: Soft 5, Weather: Fine, Rail Position: +4m Entire



Section	Overall	1200m	1000m	800m	600m	400m	200m						
Section Times	1:20.81 [13] (0:08.30)	1:12.51 [12] (0:11.42)	1:01.09 [14] (0:11.37)	0:49.72 [14] (0:11.73)	0:37.99 [14] (0:12.06)	0:25.93 [13] (0:12.49)	0:13.44 [15] (0:13.44)						
Average Speed [km/h]	43.2	63.3	63.9	62.4	60.5	57.7	53.4						
Top Speed [km/h]	61.2	64.3	65.7	65.3	62.7	58.9	56.0						
Avg. Dist. to Rail [m]	15.1	7.4	3.6	2.4	2.4	4.5	6.4						
Avg. Stride Freq. [Hz]	2.3	2.5	2.5	2.5	2.4	2.4	2.3						
Avg. Stride Length [m]	5.3	7.1	7.0	7.1	6.9	6.7	6.4						



- [] Ranking at each section and finish
- .-.- No data available at this section
- NA No data available



Horse/Jockey Name	Klang Boy
Final Rank	14
Fastest Section Time (Section)	0:08.59 (Overall)
Top Speed [km/h] (Section)	63.8 (1200m)
Race State	Finished



Sunshine Coast QLD Professional

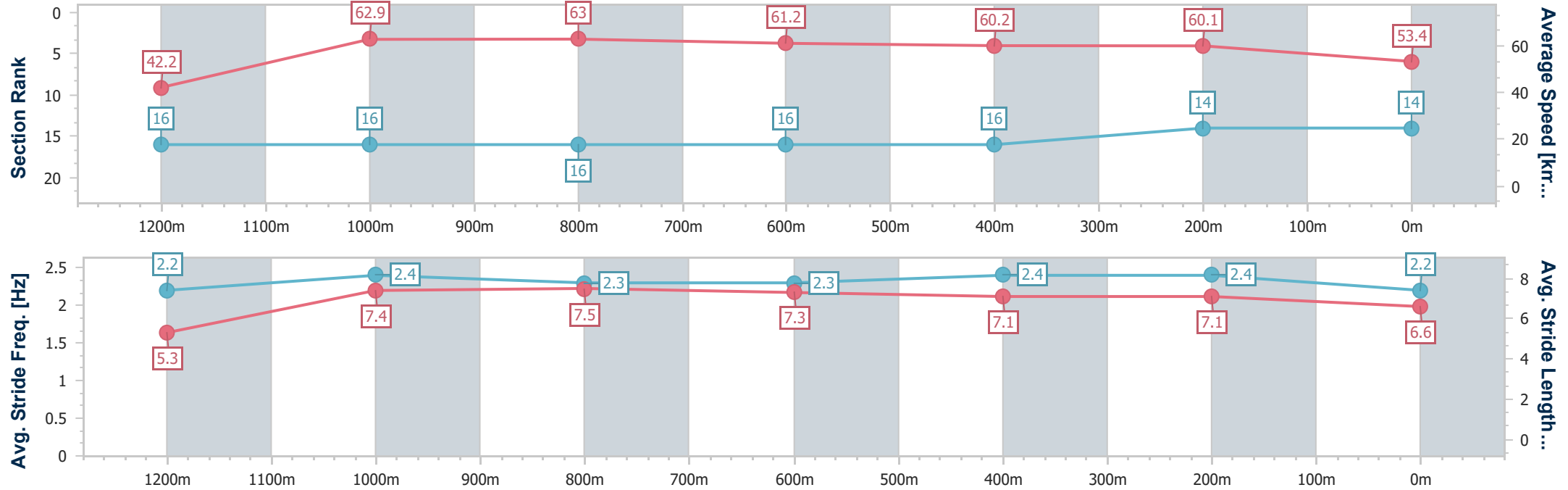
Race 5: EBS Maiden Plate - 1300m

21 July 2024 - 14:54



Track Rating: Soft 5, Weather: Fine, Rail Position: +4m Entire

Section	Overall	1200m	1000m	800m	600m	400m	200m						
Section Times	1:20.85 [14] (0:08.59)	1:12.26 [16] (0:11.45)	1:00.81 [16] (0:11.47)	0:49.34 [16] (0:11.92)	0:37.42 [16] (0:11.94)	0:25.48 [16] (0:11.98)	0:13.50 [14] (0:13.50)						
Average Speed [km/h]	42.2	62.9	63.0	61.2	60.2	60.1	53.4						
Top Speed [km/h]	61.4	63.8	63.7	61.8	62.3	62.3	57.3						
Avg. Dist. to Rail [m]	16.2	5.8	2.1	1.6	0.3	1.3	2.6						
Avg. Stride Freq. [Hz]	2.2	2.4	2.3	2.3	2.4	2.4	2.2						
Avg. Stride Length [m]	5.3	7.4	7.5	7.3	7.1	7.1	6.6						





Horse/Jockey Name	Midnight Seas
Final Rank	15
Fastest Section Time (Section)	0:08.10 (Overall)
Top Speed [km/h] (Section)	64.5 (1000m)
Race State	Finished



Sunshine Coast QLD Professional

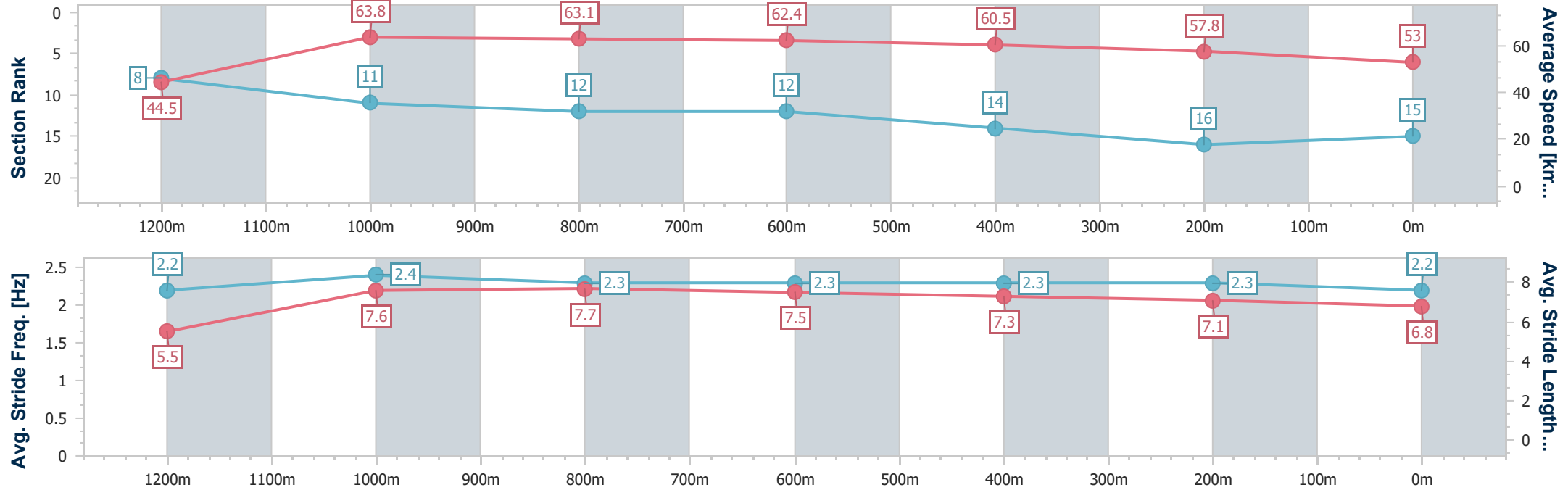
Race 5: EBS Maiden Plate - 1300m

21 July 2024 - 14:54

Track Rating: Soft 5, Weather: Fine, Rail Position: +4m Entire



Section	Overall	1200m	1000m	800m	600m	400m	200m						
Section Times	1:21.00 [15] (0:08.10)	1:12.90 [8] (0:11.33)	1:01.57 [11] (0:11.52)	0:50.05 [12] (0:11.80)	0:38.25 [12] (0:12.16)	0:26.09 [14] (0:12.48)	0:13.61 [16] (0:13.61)						
Average Speed [km/h]	44.5	63.8	63.1	62.4	60.5	57.8	53.0						
Top Speed [km/h]	62.2	64.4	64.5	62.9	62.5	59.0	55.9						
Avg. Dist. to Rail [m]	14.2	8.1	4.3	4.0	3.7	6.0	8.3						
Avg. Stride Freq. [Hz]	2.2	2.4	2.3	2.3	2.3	2.3	2.2						
Avg. Stride Length [m]	5.5	7.6	7.7	7.5	7.3	7.1	6.8						





Horse/Jockey Name	Genzee
Final Rank	16
Fastest Section Time (Section)	0:08.33 (Overall)
Top Speed [km/h] (Section)	66.0 (1000m)
Race State	Finished



Sunshine Coast QLD Professional

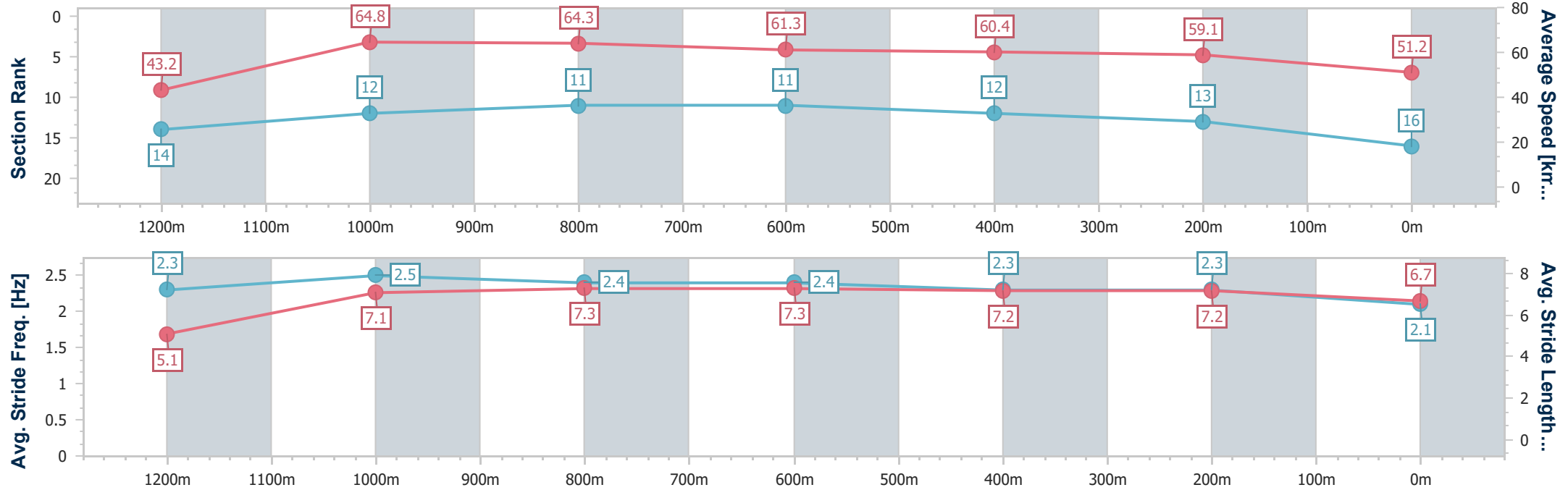
Race 5: EBS Maiden Plate - 1300m

21 July 2024 - 14:54

Track Rating: Soft 5, Weather: Fine, Rail Position: +4m Entire



Section	Overall	1200m	1000m	800m	600m	400m	200m						
Section Times	1:21.01 [16] (0:08.33)	1:12.68 [14] (0:11.12)	1:01.56 [12] (0:11.29)	0:50.27 [11] (0:11.88)	0:38.39 [11] (0:12.18)	0:26.21 [12] (0:12.16)	0:14.05 [13] (0:14.05)						
Average Speed [km/h]	43.2	64.8	64.3	61.3	60.4	59.1	51.2						
Top Speed [km/h]	61.0	66.0	66.0	62.9	60.9	60.5	55.7						
Avg. Dist. to Rail [m]	7.7	3.4	2.7	2.2	3.2	6.0	5.8						
Avg. Stride Freq. [Hz]	2.3	2.5	2.4	2.4	2.3	2.3	2.1						
Avg. Stride Length [m]	5.1	7.1	7.3	7.3	7.2	7.2	6.7						





Sunshine Coast QLD Professional
Race 6: THE SPORTS HUB Class 2 Handicap - 1000m
21 July 2024 - 15:33



Track Rating: Soft 5, Weather: Fine, Rail Position: +4m Entire

Section						Overall	800m	600m	400m	200m	Last 600m		
Field Times						0:58.91 (0:13.30)	0:45.61 (0:10.84)	0:34.77 (0:11.38)	0:23.39 (0:11.25)	0:12.14 (0:12.14)	0:34.77		
Rank	TAB	Horse/Jockey	Barrier	Top Speed [km/h]	Fastest Section						Margin		
1	2	SHOT OF WHISKEY	5	67.0	0:11.02	0:58.91 [1]	0:45.44 [3]	0:34.42 [4]	0:23.06 [4]	0:12.02 [3]	0:58.91	0:34.42	
		Boris Thornton		800m	800m	(0:13.47)	(0:11.02)	(0:11.36)	(0:11.04)	(0:12.02)			
2	6	BOLD SMUGGLER	6	67.4	0:10.99	0:58.95 [2]	0:45.32 [6]	0:34.15 [9]	0:22.76 [10]	0:11.77 [6]	0.2L	0:34.15	+1
		Michael Rodd		800m	400m	(0:13.63)	(0:11.17)	(0:11.39)	(0:10.99)	(0:11.77)			
3	10	KERNEL BOOM	7	69.5	0:10.81	0:59.08 [3]	0:45.65 [2]	0:34.84 [2]	0:23.48 [2]	0:12.25 [2]	1L	0:34.84	+0
		Cejay Graham		800m	800m	(0:13.43)	(0:10.81)	(0:11.36)	(0:11.23)	(0:12.25)			
4	8	HE'S ESSENTIAL	1	67.3	0:10.88	0:59.12 [4]	0:45.59 [4]	0:34.71 [3]	0:23.43 [3]	0:12.19 [4]	1.2L	0:34.71	-2
		Ron Stewart		800m	800m	(0:13.53)	(0:10.88)	(0:11.28)	(0:11.24)	(0:12.19)			
5	15	CURRY LEGEND	10	68.1	0:10.84	0:59.23 [5]	0:45.93 [1]	0:35.09 [1]	0:23.71 [1]	0:12.46 [1]	1.7L	0:35.09	-3
		Tahlia Fenlon		800m	800m	(0:13.30)	(0:10.84)	(0:11.38)	(0:11.25)	(0:12.46)			
6	7	BOLD AND SMOOTH	8	68.8	0:10.81	0:59.67 [6]	0:45.95 [8]	0:35.14 [5]	0:23.77 [6]	0:12.49 [5]	4.2L	0:35.14	+4
		Nikita Beriman		800m	800m	(0:13.72)	(0:10.81)	(0:11.37)	(0:11.28)	(0:12.49)			
7	4	BALDASSARE	4	67.2	0:11.04	0:59.70 [7]	0:45.93 [9]	0:34.89 [10]	0:23.64 [8]	0:12.48 [7]	4.4L	0:34.89	+2
		James Orman		800m	800m	(0:13.77)	(0:11.04)	(0:11.25)	(0:11.16)	(0:12.48)			
8	3	OSTERBERG	11	70.0	0:11.01	0:59.71 [8]	0:46.18 [5]	0:35.17 [6]	0:23.77 [7]	0:12.46 [8]	4.5L	0:35.17	+4
		Corey Sutherland		800m	800m	(0:13.53)	(0:11.01)	(0:11.40)	(0:11.31)	(0:12.46)			
9	14	SIDE SHOW SALLY	2	67.1	0:11.02	1:00.27 [9]	0:46.59 [7]	0:35.57 [7]	0:24.20 [9]	0:12.76 [10]	7.8L	0:35.57	-1
		Samantha Collett		800m	800m	(0:13.68)	(0:11.02)	(0:11.37)	(0:11.44)	(0:12.76)			
10	9	SPIRIT OF GIVING	3	67.0	0:10.86	1:00.64 [10]	0:46.76 [10]	0:35.90 [8]	0:24.75 [5]	0:13.16 [9]	9.8L	0:35.90	-6
		Dale Smith		800m	800m	(0:13.88)	(0:10.86)	(0:11.15)	(0:11.59)	(0:13.16)			

Scratched: Master Showman (#1), Sumnamilla (#11), Targeted (#12), Luvarchie (#5), Remlaps Angel (#13)



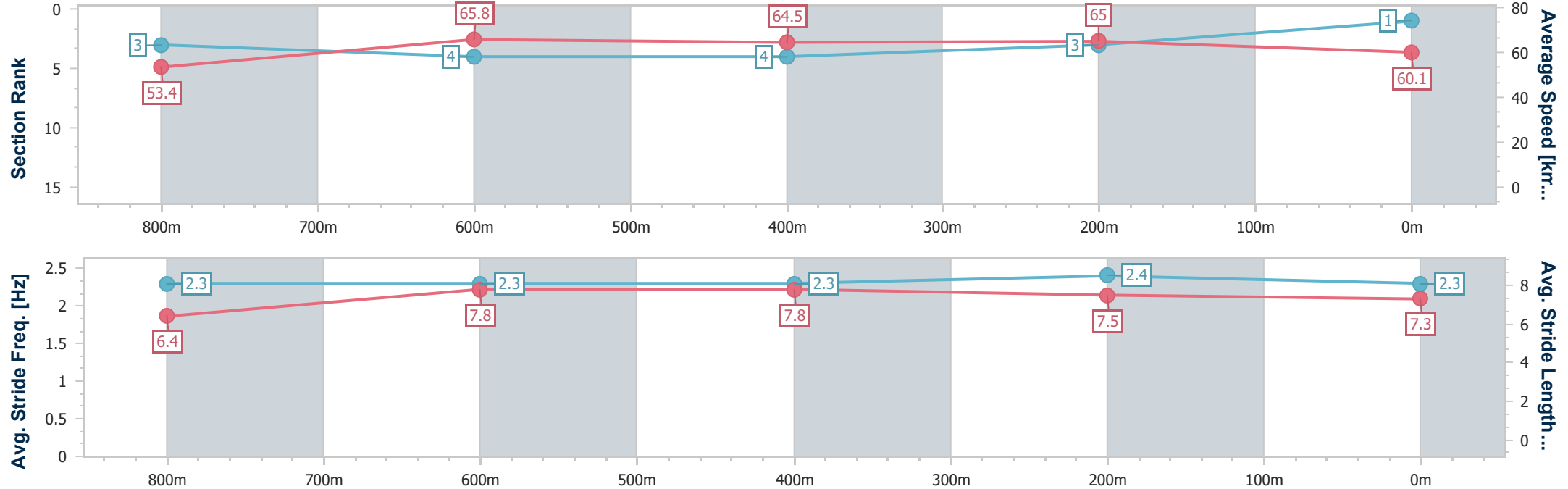
Horse/Jockey Name	Shot Of Whiskey
Final Rank	1
Fastest Section Time (Section)	0:11.02 (800m)
Top Speed [km/h] (Section)	67.0 (800m)
Race State	Finished



Sunshine Coast QLD Professional
Race 6: THE SPORTS HUB Class 2 Handicap - 1000m
21 July 2024 - 15:33
Track Rating: Soft 5, Weather: Fine, Rail Position: +4m Entire



Section	Overall	800m	600m	400m	200m										
Section Times	0:58.91 [1] (0:13.47)	0:45.44 [3] (0:11.02)	0:34.42 [4] (0:11.36)	0:23.06 [4] (0:11.04)	0:12.02 [3] (0:12.02)										
Average Speed [km/h]	53.4	65.8	64.5	65.0	60.1										
Top Speed [km/h]	66.6	67.0	65.7	66.7	63.6										
Avg. Dist. to Rail [m]	5.1	2.8	2.3	4.9	4.4										
Avg. Stride Freq. [Hz]	2.3	2.3	2.3	2.4	2.3										
Avg. Stride Length [m]	6.4	7.8	7.8	7.5	7.3										





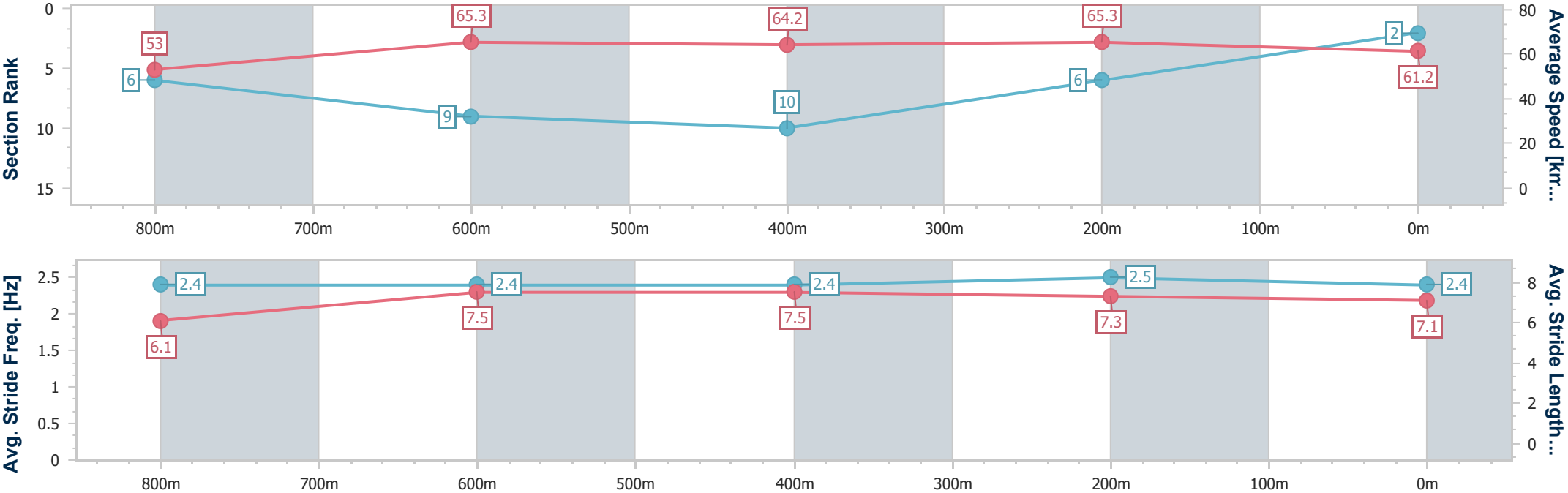
Horse/Jockey Name	Bold Smuggler
Final Rank	2
Fastest Section Time (Section)	0:10.99 (400m)
Top Speed [km/h] (Section)	67.4 (800m)
Race State	Finished



Sunshine Coast QLD Professional
Race 6: THE SPORTS HUB Class 2 Handicap - 1000m
21 July 2024 - 15:33
Track Rating: Soft 5, Weather: Fine, Rail Position: +4m Entire



Section	Overall	800m	600m	400m	200m															
Section Times	0:58.95 [2] (0:13.63)	0:45.32 [6] (0:11.17)	0:34.15 [9] (0:11.39)	0:22.76 [10] (0:10.99)	0:11.77 [6] (0:11.77)															
Average Speed [km/h]	53.0	65.3	64.2	65.3	61.2															
Top Speed [km/h]	65.0	67.4	65.3	66.4	64.2															
Avg. Dist. to Rail [m]	5.4	3.7	2.4	4.8	6.7															
Avg. Stride Freq. [Hz]	2.4	2.4	2.4	2.5	2.4															
Avg. Stride Length [m]	6.1	7.5	7.5	7.3	7.1															





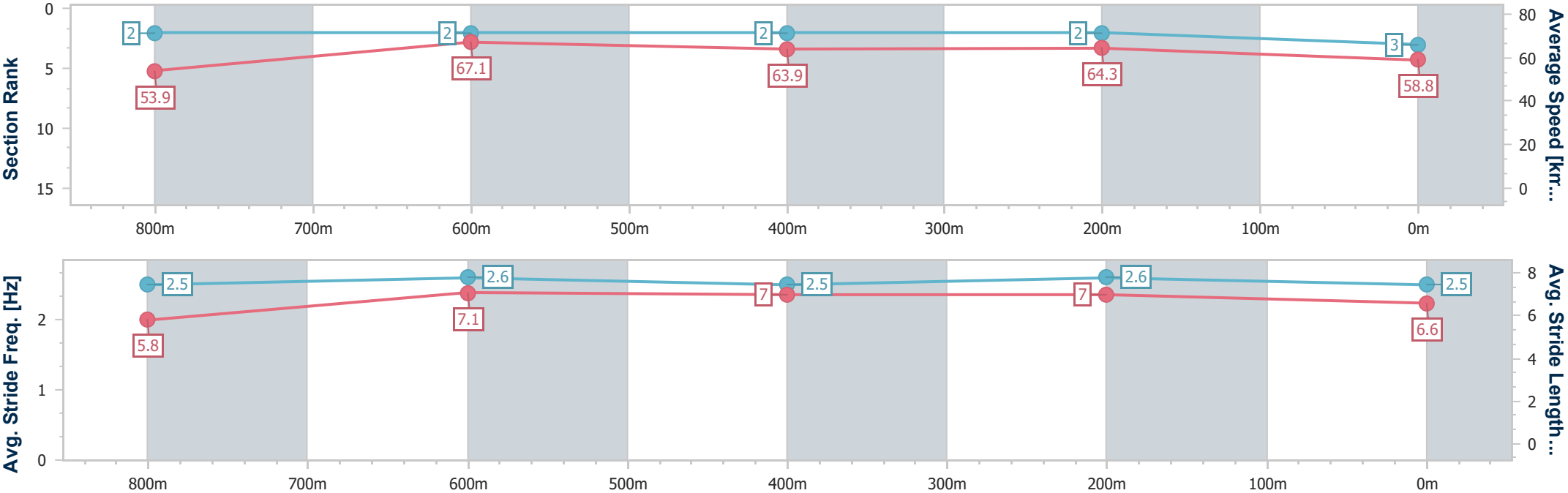
Horse/Jockey Name	Kernel Boom
Final Rank	3
Fastest Section Time (Section)	0:10.81 (800m)
Top Speed [km/h] (Section)	69.5 (800m)
Race State	Finished



Sunshine Coast QLD Professional
Race 6: THE SPORTS HUB Class 2 Handicap - 1000m
21 July 2024 - 15:33
Track Rating: Soft 5, Weather: Fine, Rail Position: +4m Entire



Section	Overall	800m	600m	400m	200m										
Section Times	0:59.08 [3] (0:13.43)	0:45.65 [2] (0:10.81)	0:34.84 [2] (0:11.36)	0:23.48 [2] (0:11.23)	0:12.25 [2] (0:12.25)										
Average Speed [km/h]	53.9	67.1	63.9	64.3	58.8										
Top Speed [km/h]	69.3	69.5	65.3	65.5	62.3										
Avg. Dist. to Rail [m]	7.0	2.9	2.0	3.4	4.9										
Avg. Stride Freq. [Hz]	2.5	2.6	2.5	2.6	2.5										
Avg. Stride Length [m]	5.8	7.1	7.0	7.0	6.6										





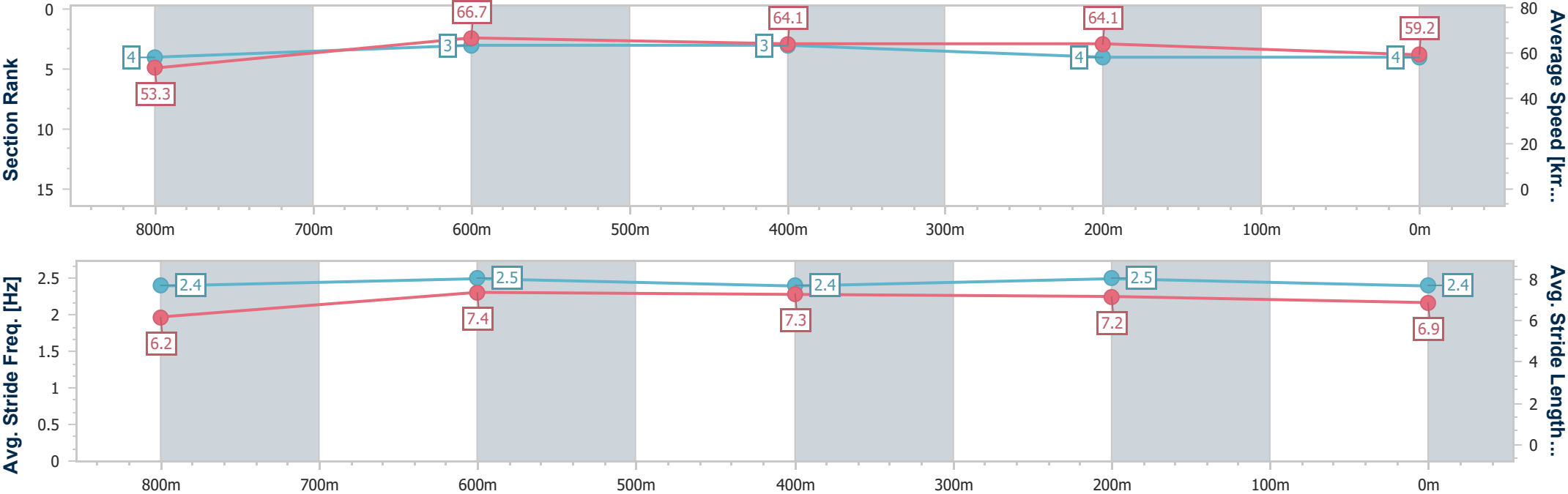
Horse/Jockey Name	He's Essential
Final Rank	4
Fastest Section Time (Section)	0:10.88 (800m)
Top Speed [km/h] (Section)	67.3 (800m)
Race State	Finished



Sunshine Coast QLD Professional
Race 6: THE SPORTS HUB Class 2 Handicap - 1000m
21 July 2024 - 15:33
Track Rating: Soft 5, Weather: Fine, Rail Position: +4m Entire



Section	Overall	800m	600m	400m	200m															
Section Times	0:59.12 [4] (0:13.53)	0:45.59 [4] (0:10.88)	0:34.71 [3] (0:11.28)	0:23.43 [3] (0:11.24)	0:12.19 [4] (0:12.19)															
Average Speed [km/h]	53.3	66.7	64.1	64.1	59.2															
Top Speed [km/h]	66.6	67.3	65.2	64.8	62.4															
Avg. Dist. to Rail [m]	2.9	1.9	1.3	2.3	1.7															
Avg. Stride Freq. [Hz]	2.4	2.5	2.4	2.5	2.4															
Avg. Stride Length [m]	6.2	7.4	7.3	7.2	6.9															





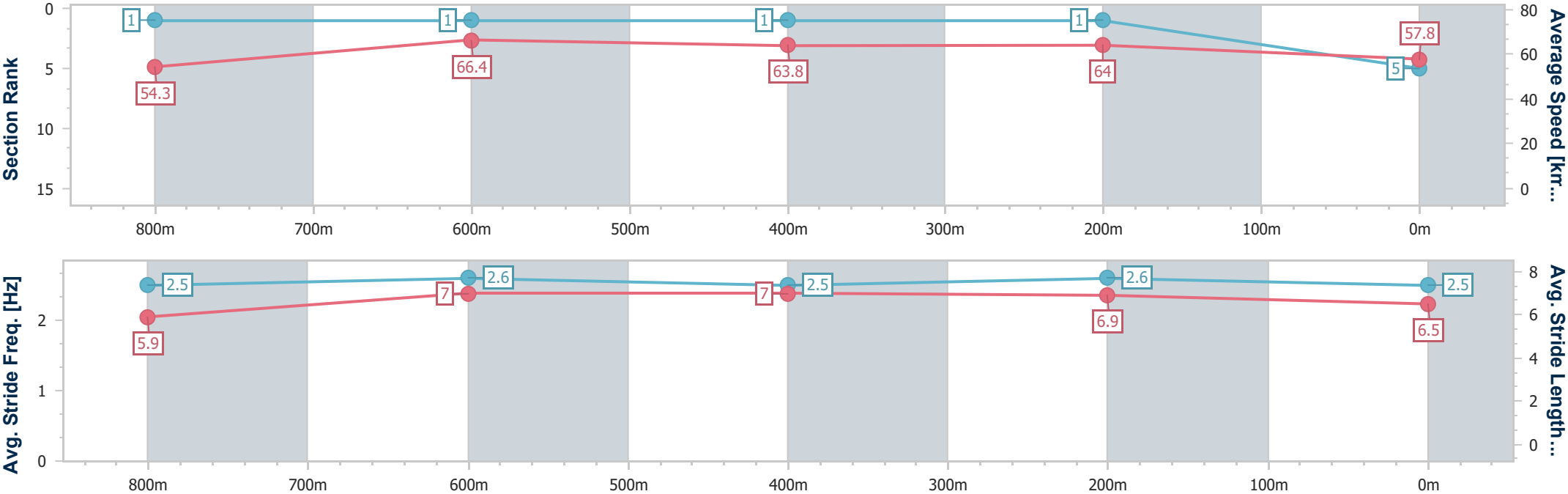
Horse/Jockey Name	Curry Legend
Final Rank	5
Fastest Section Time (Section)	0:10.84 (800m)
Top Speed [km/h] (Section)	68.1 (800m)
Race State	Finished



Sunshine Coast QLD Professional
Race 6: THE SPORTS HUB Class 2 Handicap - 1000m
21 July 2024 - 15:33
Track Rating: Soft 5, Weather: Fine, Rail Position: +4m Entire



Section	Overall	800m	600m	400m	200m														
Section Times	0:59.23 [5] (0:13.30)	0:45.93 [1] (0:10.84)	0:35.09 [1] (0:11.38)	0:23.71 [1] (0:11.25)	0:12.46 [1] (0:12.46)														
Average Speed [km/h]	54.3	66.4	63.8	64.0	57.8														
Top Speed [km/h]	68.0	68.1	64.7	65.3	61.7														
Avg. Dist. to Rail [m]	6.9	1.1	1.1	2.9	3.2														
Avg. Stride Freq. [Hz]	2.5	2.6	2.5	2.6	2.5														
Avg. Stride Length [m]	5.9	7.0	7.0	6.9	6.5														





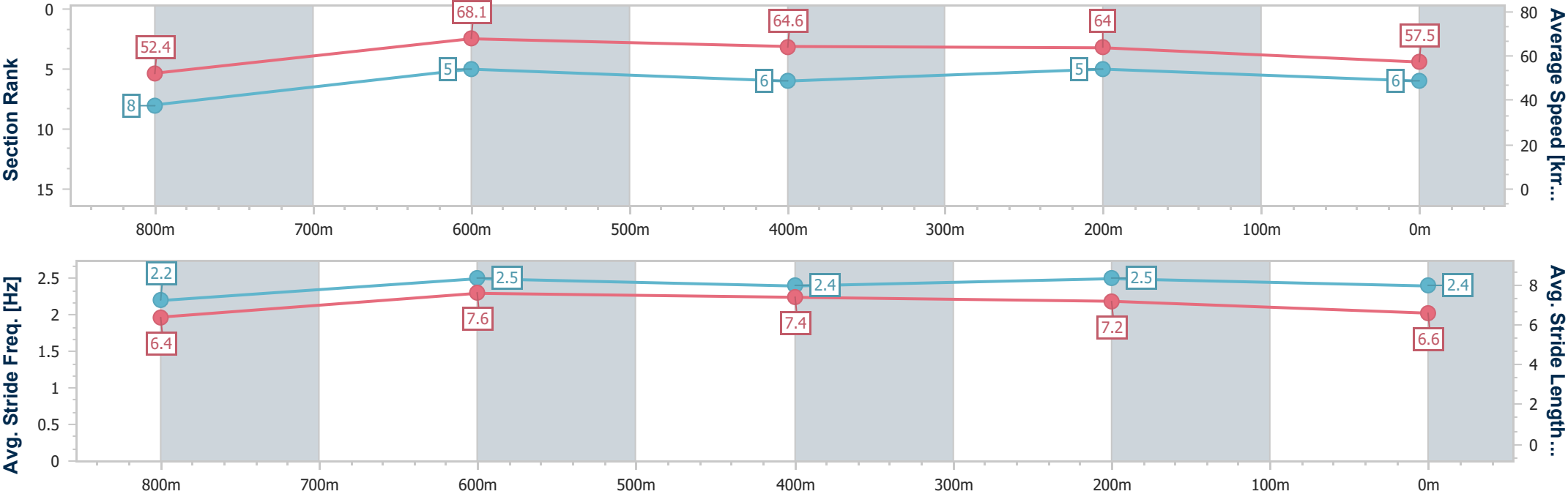
Horse/Jockey Name	Bold And Smooth
Final Rank	6
Fastest Section Time (Section)	0:10.81 (800m)
Top Speed [km/h] (Section)	68.8 (800m)
Race State	Finished



Sunshine Coast QLD Professional
Race 6: THE SPORTS HUB Class 2 Handicap - 1000m
21 July 2024 - 15:33
Track Rating: Soft 5, Weather: Fine, Rail Position: +4m Entire



Section	Overall	800m	600m	400m	200m															
Section Times	0:59.67 [6] (0:13.72)	0:45.95 [8] (0:10.81)	0:35.14 [5] (0:11.37)	0:23.77 [6] (0:11.28)	0:12.49 [5] (0:12.49)															
Average Speed [km/h]	52.4	68.1	64.6	64.0	57.5															
Top Speed [km/h]	67.7	68.8	66.6	65.2	61.4															
Avg. Dist. to Rail [m]	7.9	5.1	4.2	6.9	7.7															
Avg. Stride Freq. [Hz]	2.2	2.5	2.4	2.5	2.4															
Avg. Stride Length [m]	6.4	7.6	7.4	7.2	6.6															





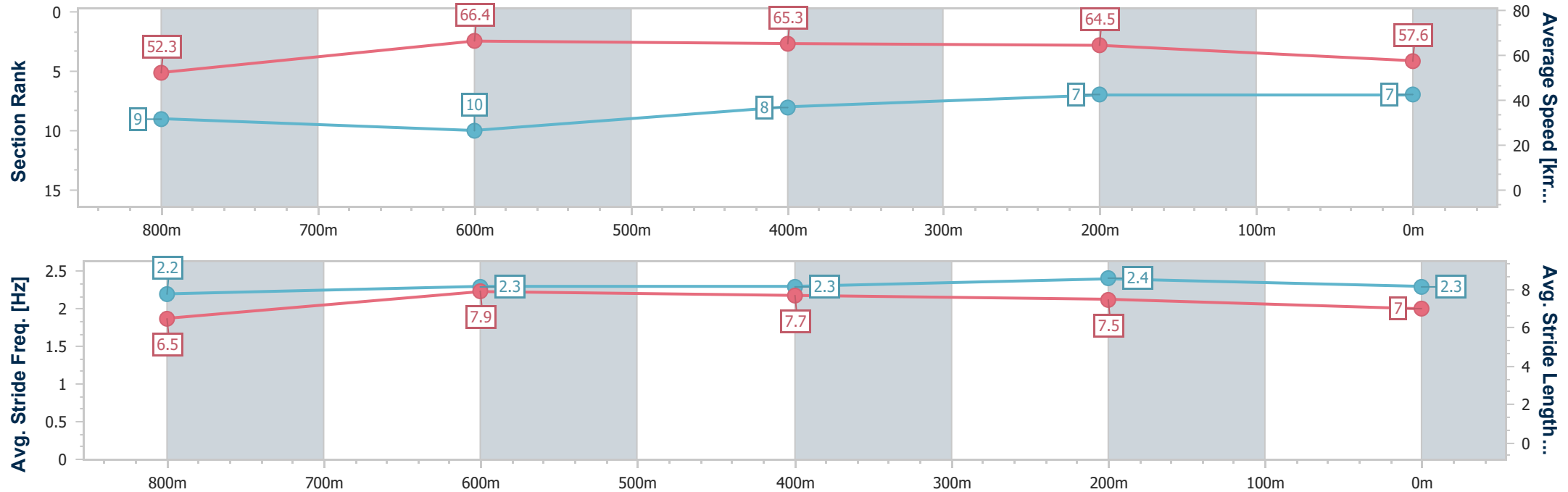
Horse/Jockey Name	Baldassare
Final Rank	7
Fastest Section Time (Section)	0:11.04 (800m)
Top Speed [km/h] (Section)	67.2 (800m)
Race State	Finished



Sunshine Coast QLD Professional
Race 6: THE SPORTS HUB Class 2 Handicap - 1000m
21 July 2024 - 15:33
Track Rating: Soft 5, Weather: Fine, Rail Position: +4m Entire



Section	Overall	800m	600m	400m	200m															
Section Times	0:59.70 [7] (0:13.77)	0:45.93 [9] (0:11.04)	0:34.89 [10] (0:11.25)	0:23.64 [8] (0:11.16)	0:12.48 [7] (0:12.48)															
Average Speed [km/h]	52.3	66.4	65.3	64.5	57.6															
Top Speed [km/h]	65.3	67.2	66.8	67.1	62.6															
Avg. Dist. to Rail [m]	4.4	3.6	3.7	7.9	8.6															
Avg. Stride Freq. [Hz]	2.2	2.3	2.3	2.4	2.3															
Avg. Stride Length [m]	6.5	7.9	7.7	7.5	7.0															





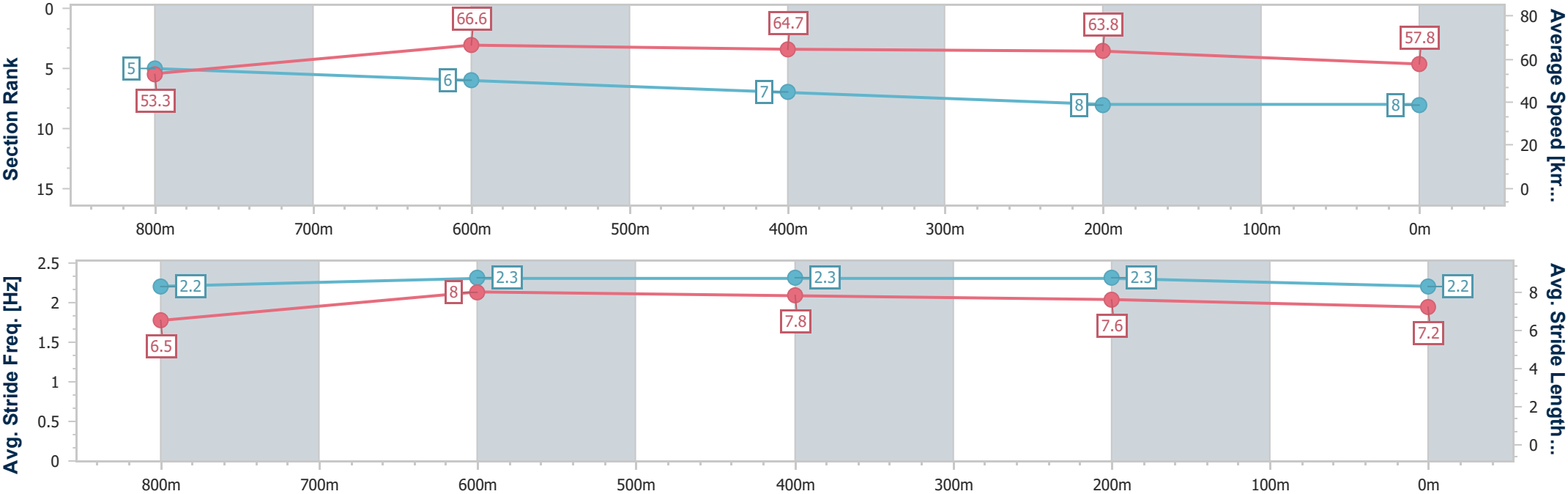
Horse/Jockey Name	Osterberg
Final Rank	8
Fastest Section Time (Section)	0:11.01 (800m)
Top Speed [km/h] (Section)	70.0 (800m)
Race State	Finished



Sunshine Coast QLD Professional
Race 6: THE SPORTS HUB Class 2 Handicap - 1000m
21 July 2024 - 15:33
Track Rating: Soft 5, Weather: Fine, Rail Position: +4m Entire



Section	Overall	800m	600m	400m	200m										
Section Times	0:59.71 [8] (0:13.53)	0:46.18 [5] (0:11.01)	0:35.17 [6] (0:11.40)	0:23.77 [7] (0:11.31)	0:12.46 [8] (0:12.46)										
Average Speed [km/h]	53.3	66.6	64.7	63.8	57.8										
Top Speed [km/h]	69.3	70.0	65.3	65.6	61.8										
Avg. Dist. to Rail [m]	9.3	5.1	4.5	5.7	5.7										
Avg. Stride Freq. [Hz]	2.2	2.3	2.3	2.3	2.2										
Avg. Stride Length [m]	6.5	8.0	7.8	7.6	7.2										





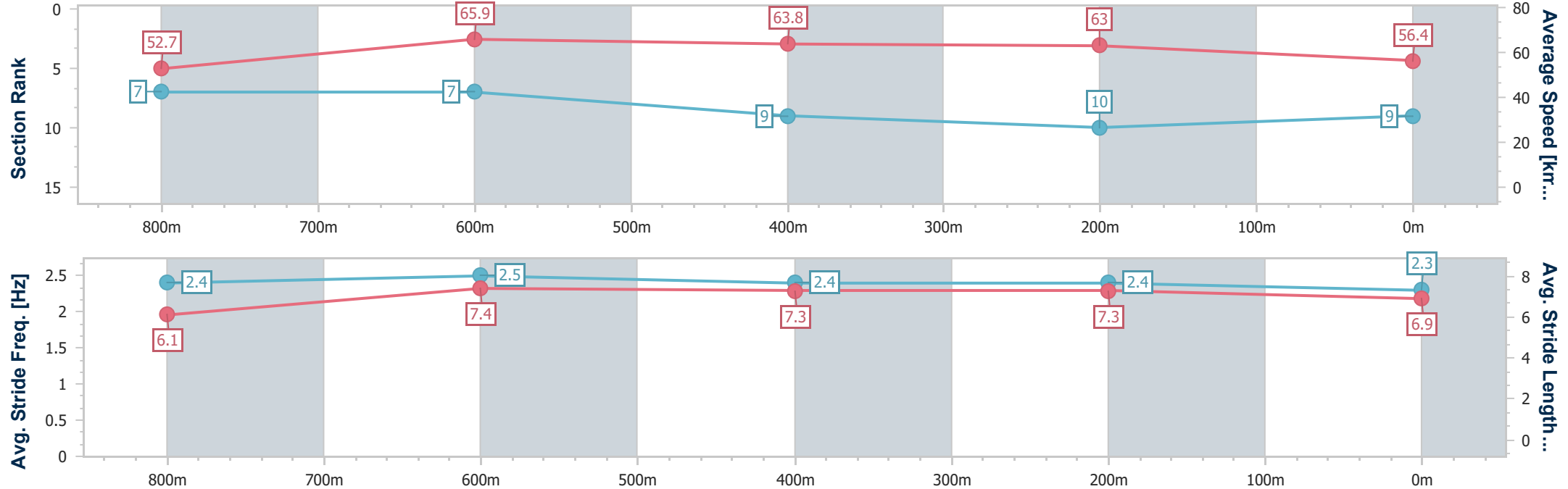
Horse/Jockey Name	Side Show Sally
Final Rank	9
Fastest Section Time (Section)	0:11.02 (800m)
Top Speed [km/h] (Section)	67.1 (800m)
Race State	Finished



Sunshine Coast QLD Professional
Race 6: THE SPORTS HUB Class 2 Handicap - 1000m
21 July 2024 - 15:33
Track Rating: Soft 5, Weather: Fine, Rail Position: +4m Entire



Section	Overall	800m	600m	400m	200m														
Section Times	1:00.27 [9] (0:13.68)	0:46.59 [7] (0:11.02)	0:35.57 [7] (0:11.37)	0:24.20 [9] (0:11.44)	0:12.76 [10] (0:12.76)														
Average Speed [km/h]	52.7	65.9	63.8	63.0	56.4														
Top Speed [km/h]	65.4	67.1	65.2	64.9	61.4														
Avg. Dist. to Rail [m]	3.6	2.6	1.5	4.0	4.7														
Avg. Stride Freq. [Hz]	2.4	2.5	2.4	2.4	2.3														
Avg. Stride Length [m]	6.1	7.4	7.3	7.3	6.9														





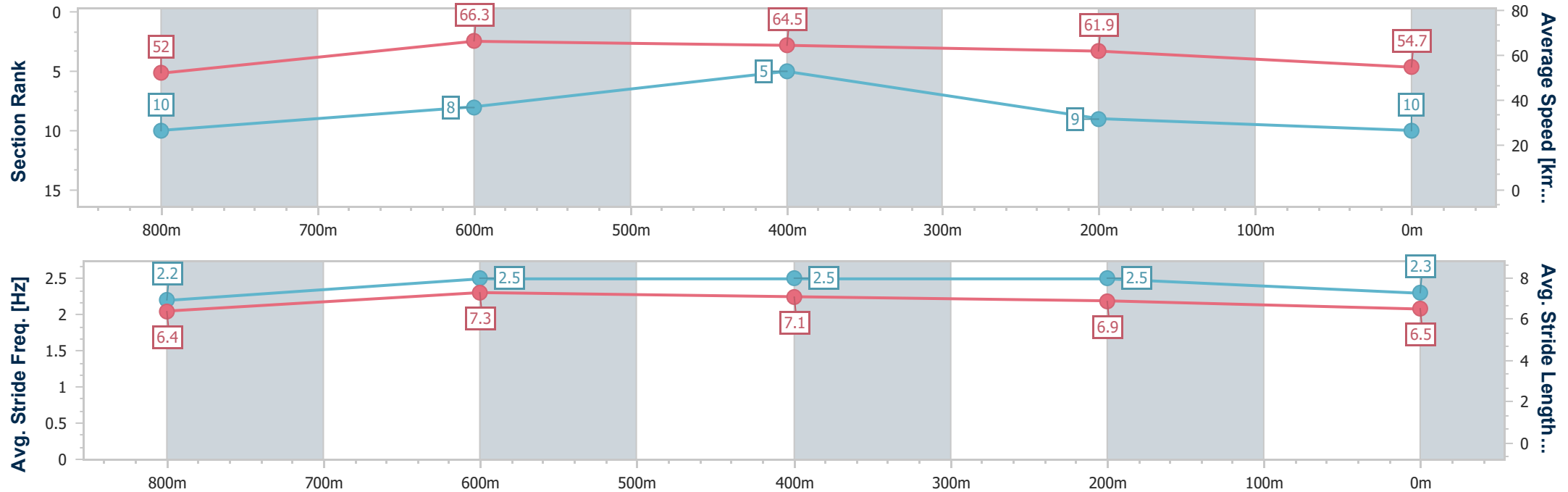
Horse/Jockey Name	Spirit Of Giving
Final Rank	10
Fastest Section Time (Section)	0:10.86 (800m)
Top Speed [km/h] (Section)	67.0 (800m)
Race State	Finished



Sunshine Coast QLD Professional
Race 6: THE SPORTS HUB Class 2 Handicap - 1000m
21 July 2024 - 15:33
Track Rating: Soft 5, Weather: Fine, Rail Position: +4m Entire



Section	Overall	800m	600m	400m	200m										
Section Times	1:00.64 [10] (0:13.88)	0:46.76 [10] (0:10.86)	0:35.90 [8] (0:11.15)	0:24.75 [5] (0:11.59)	0:13.16 [9] (0:13.16)										
Average Speed [km/h]	52.0	66.3	64.5	61.9	54.7										
Top Speed [km/h]	66.4	67.0	65.8	63.6	59.3										
Avg. Dist. to Rail [m]	2.8	0.7	0.4	1.8	0.5										
Avg. Stride Freq. [Hz]	2.2	2.5	2.5	2.5	2.3										
Avg. Stride Length [m]	6.4	7.3	7.1	6.9	6.5										





Sunshine Coast QLD Professional
Race 7: SHADCON BENCHMARK 62 Handicap - 2200m
21 July 2024 - 16:08



Track Rating: Soft 5, Weather: Fine, Rail Position: +4m Entire

Section						Overall	2000m	1800m	1600m	1400m	1200m	1000m	Last 600m	
Field Times						2:21.03 (0:14.94)	2:06.09 (0:12.07)	1:54.02 (0:12.09)	1:41.93 (0:12.96)	1:28.97 (0:12.94)	1:16.03 (0:12.22)	1:03.81 (0:13.09)	0:37.89	
Rank	TAB	Horse/Jockey	Barrier	Top Speed [km/h]	Fastest Section									Distance Travelled [m]
1	8	GLEN MASSEY	11	63.4	0:11.72	2:21.03 [1]	2:05.64 [8]	1:53.92 [3]	1:41.54 [3]	1:28.69 [2]	1:15.81 [4]	1:03.30 [4]	0:37.43	
		Karl Zechner		2000m	2000m	(0:15.39)	(0:11.72)	(0:12.38)	(0:12.85)	(0:12.88)	(0:12.51)	(0:13.14)		
2	5	SAVILEO	5	63.0	0:12.12	2:21.09 [2]	2:06.05 [2]	1:53.77 [4]	1:41.48 [4]	1:28.50 [5]	1:15.52 [6]	1:03.07 [7]	0:37.24 -6	
		James Orman		Overall	400m	(0:15.04)	(0:12.28)	(0:12.29)	(0:12.98)	(0:12.98)	(0:12.45)	(0:13.11)		
3	3	OLD SONG	12	62.5	0:12.06	2:21.10 [3]	2:05.19 [12]	1:52.87 [12]	1:40.37 [12]	1:27.89 [12]	1:14.65 [11]	1:02.41 [13]	0:36.79 -1	
		Boris Thornton		600m	400m	(0:15.91)	(0:12.32)	(0:12.50)	(0:12.48)	(0:13.24)	(0:12.24)	(0:12.93)		
4	9	FISHERMAN'S BEACH	17	62.1	0:11.96	2:21.16 [4]	2:05.06 [14]	1:52.79 [13]	1:40.15 [13]	1:27.83 [13]	1:14.40 [14]	1:02.17 [15]	0:36.69 +0	
		Jag Guthmann-Chester		Overall	400m	(0:16.10)	(0:12.27)	(0:12.64)	(0:12.32)	(0:13.43)	(0:12.23)	(0:12.82)		
5	7	FLAMINGO BEACH	10	62.0	0:11.98	2:21.22 [5]	2:06.11 [3]	1:54.13 [2]	1:42.12 [1]	1:29.16 [1]	1:16.22 [1]	1:03.97 [2]	0:38.08 -7	
		Georgina Cartwright		2000m	2000m	(0:15.11)	(0:11.98)	(0:12.01)	(0:12.96)	(0:12.94)	(0:12.25)	(0:13.06)		
6	19	LADY DEANNE	7	61.0	0:12.13	2:21.82 [6]	2:06.15 [10]	1:54.02 [9]	1:41.41 [9]	1:29.02 [7]	1:16.06 [8]	1:03.55 [9]	0:37.78 +5	
		Shania Willis		1600m	2000m	(0:15.67)	(0:12.13)	(0:12.61)	(0:12.39)	(0:12.96)	(0:12.51)	(0:13.03)		
7	17	IRIDESSA	18	60.6	0:12.14	2:21.93 [7]	2:05.85 [13]	1:53.44 [14]	1:40.74 [14]	1:28.52 [14]	1:15.42 [13]	1:03.28 [11]	0:37.58 +4	
		Trudy Thornton		1200m	1200m	(0:16.08)	(0:12.41)	(0:12.70)	(0:12.22)	(0:13.10)	(0:12.14)	(0:12.90)		
8	4	PORT MOURANT	3	60.3	0:12.31	2:22.09 [8]	2:06.53 [9]	1:54.14 [10]	1:41.64 [10]	1:29.12 [10]	1:16.02 [10]	1:03.64 [10]	0:37.97 -4	
		Michael Rodd		Overall	600m	(0:15.56)	(0:12.39)	(0:12.50)	(0:12.52)	(0:13.10)	(0:12.38)	(0:12.93)		
9	11	BIG HITTER	6	62.2	0:12.29	2:22.18 [9]	2:06.82 [6]	1:54.45 [8]	1:42.08 [7]	1:29.36 [8]	1:16.52 [7]	1:04.18 [6]	0:38.39 +4	
		Ron Stewart		Overall	400m	(0:15.36)	(0:12.37)	(0:12.37)	(0:12.72)	(0:12.84)	(0:12.34)	(0:13.00)		
10	14	SECRET RED	19	61.9	0:12.10	2:22.46 [10]	2:06.15 [15]	1:53.85 [15]	1:41.13 [15]	1:28.87 [15]	1:15.58 [15]	1:03.48 [14]	0:37.84 -5	
		Nathan Thomas		2000m	1200m	(0:16.31)	(0:12.30)	(0:12.72)	(0:12.26)	(0:13.29)	(0:12.10)	(0:12.89)		

Scratched: Chassagne (#2), Imezaaki (#6), Flying Rothe (#10), Indented Head (#15)



Sunshine Coast QLD Professional
Race 7: SHADCON BENCHMARK 62 Handicap - 2200m
21 July 2024 - 16:08



Track Rating: Soft 5, Weather: Fine, Rail Position: +4m Entire

Section						Overall	2000m	1800m	1600m	1400m	1200m	1000m	Last 600m	
Field Times						2:21.03 (0:14.94)	2:06.09 (0:12.07)	1:54.02 (0:12.09)	1:41.93 (0:12.96)	1:28.97 (0:12.94)	1:16.03 (0:12.22)	1:03.81 (0:13.09)	0:37.89	
Rank	TAB	Horse/Jockey	Barrier	Top Speed [km/h]	Fastest Section									Distance Travelled [m]
11	18	ALERT AND READY	16	62.5	0:12.12	2:22.64 [11]	2:06.79 [11]	1:54.67 [11]	1:42.08 [11]	1:29.44 [11]	1:16.19 [11]	1:03.96 [12]	0:38.22	-10
		Cejay Graham		Overall	2000m	(0:15.85)	(0:12.12)	(0:12.59)	(0:12.64)	(0:13.25)	(0:12.23)	(0:12.97)		
12	13	FLASH PRINCE	1	62.0	0:12.17	2:22.64 [12]	2:07.41 [4]	1:55.07 [6]	1:42.70 [6]	1:29.99 [6]	1:17.59 [2]	1:05.42 [1]	0:39.40	-5
		Samantha Collett		Overall	1200m	(0:15.23)	(0:12.34)	(0:12.37)	(0:12.71)	(0:12.40)	(0:12.17)	(0:13.10)		
13	12	END OF MONTH	8	62.8	0:12.07	2:22.66 [13]	2:07.72 [1]	1:55.65 [1]	1:43.32 [2]	1:30.32 [3]	1:17.28 [5]	1:04.80 [5]	0:39.09	-11
		Cody Collis		2000m	2000m	(0:14.94)	(0:12.07)	(0:12.33)	(0:13.00)	(0:13.04)	(0:12.48)	(0:13.01)		
14	1	LEATHER JACKET LEW	4	61.4	0:12.21	2:22.66 [14]	2:07.39 [5]	1:55.18 [5]	1:42.87 [5]	1:30.14 [4]	1:17.53 [3]	1:05.20 [3]	0:39.14	-7
		Paul Hamblin		2000m	2000m	(0:15.27)	(0:12.21)	(0:12.31)	(0:12.73)	(0:12.61)	(0:12.33)	(0:13.19)		
15	16	GINASUE	2	62.4	0:12.27	2:23.00 [15]	2:07.61 [7]	1:55.32 [7]	1:42.84 [8]	1:30.07 [9]	1:17.05 [9]	1:04.78 [8]	0:39.07	-9
		Girish Goomany		Overall	1200m	(0:15.39)	(0:12.29)	(0:12.48)	(0:12.77)	(0:13.02)	(0:12.27)	(0:12.97)		

Scratched: Chassagne (#2), Imezaaki (#6), Flying Rothe (#10), Indented Head (#15)



Sunshine Coast QLD Professional
Race 7: SHADCON BENCHMARK 62 Handicap - 2200m
21 July 2024 - 16:08



Track Rating: Soft 5, Weather: Fine, Rail Position: +4m Entire

Section						800m	600m	400m	200m	Last 600m		
Field Times						0:50.72 (0:12.83)	0:37.89 (0:12.62)	0:25.27 (0:12.60)	0:12.67 (0:12.67)	0:37.89		
Rank	TAB	Horse/Jockey	Barrier	Top Speed [km/h]	Fastest Section					Margin	Distance Travelled [m]	
1	8	GLEN MASSEY	11	63.4	0:11.72	0:50.16 [4]	0:37.43 [5]	0:24.96 [2]	0:12.67 [1]	2:21.03	0:37.43	
		Karl Zechner		2000m	2000m	(0:12.73)	(0:12.47)	(0:12.29)	(0:12.67)			
2	5	SAVILEO	5	63.0	0:12.12	0:49.96 [7]	0:37.24 [7]	0:24.78 [6]	0:12.66 [3]	0.2L	0:37.24 -6	
		James Orman		Overall	400m	(0:12.72)	(0:12.46)	(0:12.12)	(0:12.66)			
3	3	OLD SONG	12	62.5	0:12.06	0:49.48 [12]	0:36.79 [11]	0:24.63 [10]	0:12.57 [4]	0.3L	0:36.79 -1	
		Boris Thornton		600m	400m	(0:12.69)	(0:12.16)	(0:12.06)	(0:12.57)			
4	9	FISHERMAN'S BEACH	17	62.1	0:11.96	0:49.35 [14]	0:36.69 [14]	0:24.42 [14]	0:12.46 [6]	0.5L	0:36.69 +0	
		Jag Guthmann-Chester		Overall	400m	(0:12.66)	(0:12.27)	(0:11.96)	(0:12.46)			
5	7	FLAMINGO BEACH	10	62.0	0:11.98	0:50.91 [1]	0:38.08 [1]	0:25.46 [1]	0:12.84 [2]	0.8L	0:38.08 -7	
		Georgina Cartwright		2000m	2000m	(0:12.83)	(0:12.62)	(0:12.62)	(0:12.84)			
6	19	LADY DEANNE	7	61.0	0:12.13	0:50.52 [9]	0:37.78 [9]	0:25.26 [11]	0:12.92 [8]	4.3L	0:37.78 +5	
		Shania Willis		1600m	2000m	(0:12.74)	(0:12.52)	(0:12.34)	(0:12.92)			
7	17	IRIDESSA	18	60.6	0:12.14	0:50.38 [11]	0:37.58 [12]	0:25.12 [15]	0:12.73 [14]	4.8L	0:37.58 +4	
		Trudy Thornton		1200m	1200m	(0:12.80)	(0:12.46)	(0:12.39)	(0:12.73)			
8	4	PORT MOURANT	3	60.3	0:12.31	0:50.71 [10]	0:37.97 [10]	0:25.66 [9]	0:13.24 [7]	5.6L	0:37.97 -4	
		Michael Rodd		Overall	600m	(0:12.74)	(0:12.31)	(0:12.42)	(0:13.24)			
9	11	BIG HITTER	6	62.2	0:12.29	0:51.18 [6]	0:38.39 [6]	0:25.82 [7]	0:13.53 [5]	6.1L	0:38.39 +4	
		Ron Stewart		Overall	400m	(0:12.79)	(0:12.57)	(0:12.29)	(0:13.53)			
10	14	SECRET RED	19	61.9	0:12.10	0:50.59 [15]	0:37.84 [15]	0:25.72 [13]	0:13.27 [13]	7.6L	0:37.84 -5	
		Nathan Thomas		2000m	1200m	(0:12.75)	(0:12.12)	(0:12.45)	(0:13.27)			

Scratched: Chassagne (#2), Imezaaki (#6), Flying Rothe (#10), Indented Head (#15)

Report Created: Sun 21 July 2024 16:57 GMT+10 (Note: Timing is based on position data)

Page 3/19

[] Ranking at each section and finish
-:-:- No data available at this section
NA No data available

SCN Saddle cloth number
DNF Did not finish
DNT Did not track

data processed by  TRIPLESDATA



Sunshine Coast QLD Professional
Race 7: SHADCON BENCHMARK 62 Handicap - 2200m
21 July 2024 - 16:08



Track Rating: Soft 5, Weather: Fine, Rail Position: +4m Entire

Section		Field Times		800m		600m		400m		200m		Last 600m	
				0:50.72 (0:12.83)		0:37.89 (0:12.62)		0:25.27 (0:12.60)		0:12.67 (0:12.67)		0:37.89	
Rank	TAB	Horse/Jockey	Barrier	Top Speed [km/h]	Fastest Section					Margin		Distance Travelled [m]	
11	18	ALERT AND READY	16	62.5	0:12.12	0:50.99 [13]	0:38.22 [13]	0:25.94 [12]	0:13.31 [15]	8.6L		0:38.22	-10
		Cejay Graham		Overall	2000m	(0:12.77)	(0:12.28)	(0:12.63)	(0:13.31)				
12	13	FLASH PRINCE	1	62.0	0:12.17	0:52.32 [2]	0:39.40 [2]	0:26.55 [3]	0:13.69 [10]	8.7L		0:39.40	-5
		Samantha Collett		Overall	1200m	(0:12.92)	(0:12.85)	(0:12.86)	(0:13.69)				
13	12	END OF MONTH	8	62.8	0:12.07	0:51.79 [5]	0:39.09 [4]	0:26.54 [4]	0:13.71 [9]	8.8L		0:39.09	-11
		Cody Collis		2000m	2000m	(0:12.70)	(0:12.55)	(0:12.83)	(0:13.71)				
14	1	LEATHER JACKET LEW	4	61.4	0:12.21	0:52.01 [3]	0:39.14 [3]	0:26.41 [5]	0:13.57 [11]	8.9L		0:39.14	-7
		Paul Hamblin		2000m	2000m	(0:12.87)	(0:12.73)	(0:12.84)	(0:13.57)				
15	16	GINASUE	2	62.4	0:12.27	0:51.81 [8]	0:39.07 [8]	0:26.61 [8]	0:13.84 [12]	10.9L		0:39.07	-9
		Girish Goomany		Overall	1200m	(0:12.74)	(0:12.46)	(0:12.77)	(0:13.84)				

Scratched: Chassagne (#2), Imezaaki (#6), Flying Rothe (#10), Indented Head (#15)



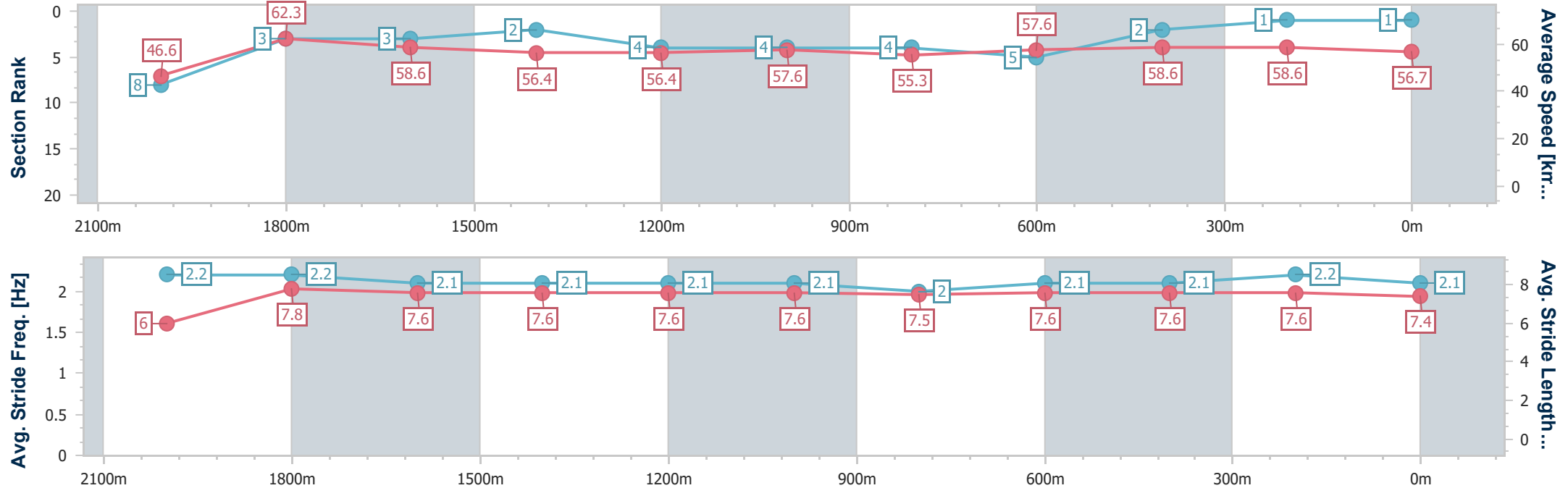
Horse/Jockey Name	Glen Massey
Final Rank	1
Fastest Section Time (Section)	0:11.72 (2000m)
Top Speed [km/h] (Section)	63.4 (2000m)
Race State	Finished



Sunshine Coast QLD Professional
Race 7: SHADCON BENCHMARK 62 Handicap - 2200m
21 July 2024 - 16:08
Track Rating: Soft 5, Weather: Fine, Rail Position: +4m Entire



Section	Overall	2000m	1800m	1600m	1400m	1200m	1000m	800m	600m	400m	200m		
Section Times	2:21.03 [1] (0:15.39)	2:05.64 [8] (0:11.72)	1:53.92 [3] (0:12.38)	1:41.54 [3] (0:12.85)	1:28.69 [2] (0:12.88)	1:15.81 [4] (0:12.51)	1:03.30 [4] (0:13.14)	0:50.16 [4] (0:12.73)	0:37.43 [5] (0:12.47)	0:24.96 [2] (0:12.29)	0:12.67 [1] (0:12.67)		
Average Speed [km/h]	46.6	62.3	58.6	56.4	56.4	57.6	55.3	57.6	58.6	58.6	56.7		
Top Speed [km/h]	62.9	63.4	60.6	57.8	59.3	59.3	56.5	59.1	59.4	59.4	57.9		
Avg. Dist. to Rail [m]	9.9	3.1	1.8	2.0	2.8	3.1	3.1	3.0	2.6	3.9	4.4		
Avg. Stride Freq. [Hz]	2.2	2.2	2.1	2.1	2.1	2.1	2.0	2.1	2.1	2.2	2.1		
Avg. Stride Length [m]	6.0	7.8	7.6	7.6	7.6	7.6	7.5	7.6	7.6	7.6	7.4		



[] Ranking at each section and finish
- - - - No data available at this section
NA No data available



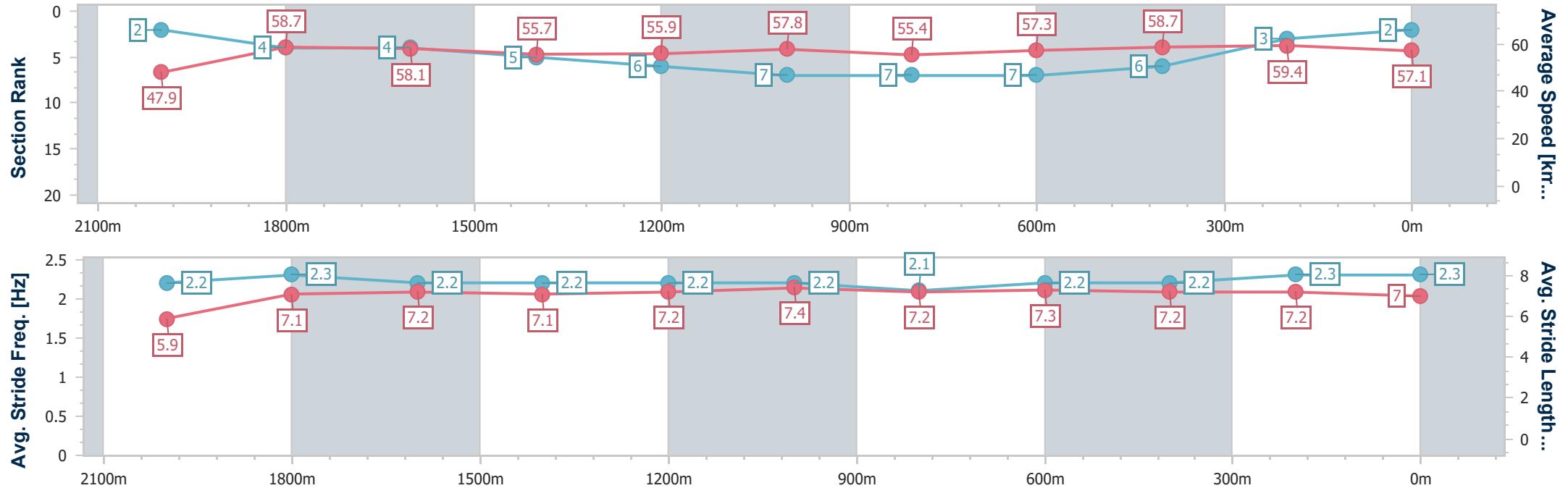
Horse/Jockey Name	Savileo
Final Rank	2
Fastest Section Time (Section)	0:12.12 (400m)
Top Speed [km/h] (Section)	63.0 (Overall)
Race State	Finished



Sunshine Coast QLD Professional
Race 7: SHADCON BENCHMARK 62 Handicap - 2200m
21 July 2024 - 16:08
Track Rating: Soft 5, Weather: Fine, Rail Position: +4m Entire



Section	Overall	2000m	1800m	1600m	1400m	1200m	1000m	800m	600m	400m	200m		
Section Times	2:21.09 [2] (0:15.04)	2:06.05 [2] (0:12.28)	1:53.77 [4] (0:12.29)	1:41.48 [4] (0:12.98)	1:28.50 [5] (0:12.98)	1:15.52 [6] (0:12.45)	1:03.07 [7] (0:13.11)	0:49.96 [7] (0:12.72)	0:37.24 [7] (0:12.46)	0:24.78 [6] (0:12.12)	0:12.66 [3] (0:12.66)		
Average Speed [km/h]	47.9	58.7	58.1	55.7	55.9	57.8	55.4	57.3	58.7	59.4	57.1		
Top Speed [km/h]	63.0	62.3	59.0	58.0	59.9	60.1	56.2	58.9	59.7	60.6	58.4		
Avg. Dist. to Rail [m]	5.9	0.8	0.8	1.0	2.3	3.0	2.8	2.1	2.9	5.0	5.4		
Avg. Stride Freq. [Hz]	2.2	2.3	2.2	2.2	2.2	2.2	2.1	2.2	2.2	2.3	2.3		
Avg. Stride Length [m]	5.9	7.1	7.2	7.1	7.2	7.4	7.2	7.3	7.2	7.2	7.0		



[] Ranking at each section and finish
-.-.- No data available at this section
NA No data available



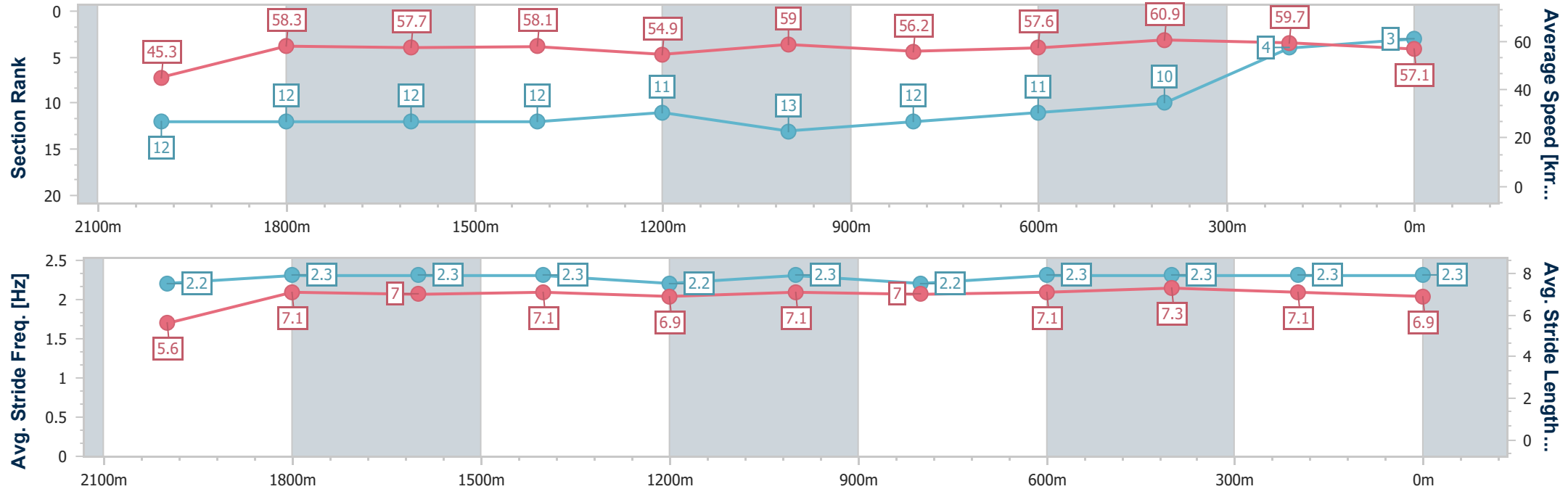
Horse/Jockey Name	Old Song
Final Rank	3
Fastest Section Time (Section)	0:12.06 (400m)
Top Speed [km/h] (Section)	62.5 (600m)
Race State	Finished



Sunshine Coast QLD Professional
Race 7: SHADCON BENCHMARK 62 Handicap - 2200m
21 July 2024 - 16:08
Track Rating: Soft 5, Weather: Fine, Rail Position: +4m Entire



Section	Overall	2000m	1800m	1600m	1400m	1200m	1000m	800m	600m	400m	200m		
Section Times	2:21.10 [3] (0:15.91)	2:05.19 [12] (0:12.32)	1:52.87 [12] (0:12.50)	1:40.37 [12] (0:12.48)	1:27.89 [12] (0:13.24)	1:14.65 [11] (0:12.24)	1:02.41 [13] (0:12.93)	0:49.48 [12] (0:12.69)	0:36.79 [11] (0:12.16)	0:24.63 [10] (0:12.06)	0:12.57 [4] (0:12.57)		
Average Speed [km/h]	45.3	58.3	57.7	58.1	54.9	59.0	56.2	57.6	60.9	59.7	57.1		
Top Speed [km/h]	60.6	61.1	60.5	59.9	58.2	60.4	57.1	61.5	62.5	61.8	59.3		
Avg. Dist. to Rail [m]	9.7	0.5	0.5	2.5	3.1	3.1	2.9	3.2	4.3	5.6	4.3		
Avg. Stride Freq. [Hz]	2.2	2.3	2.3	2.3	2.2	2.3	2.2	2.3	2.3	2.3	2.3		
Avg. Stride Length [m]	5.6	7.1	7.0	7.1	6.9	7.1	7.0	7.1	7.3	7.1	6.9		





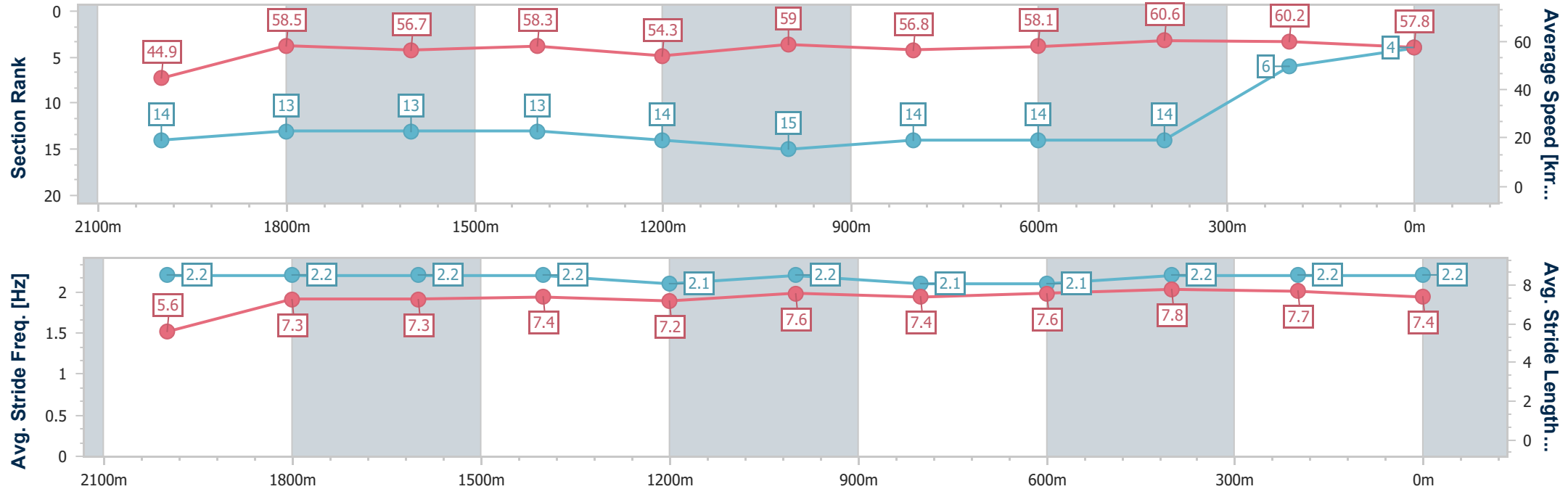
Horse/Jockey Name	Fisherman's Beach
Final Rank	4
Fastest Section Time (Section)	0:11.96 (400m)
Top Speed [km/h] (Section)	62.1 (Overall)
Race State	Finished



Sunshine Coast QLD Professional
Race 7: SHADCON BENCHMARK 62 Handicap - 2200m
21 July 2024 - 16:08
Track Rating: Soft 5, Weather: Fine, Rail Position: +4m Entire



Section	Overall	2000m	1800m	1600m	1400m	1200m	1000m	800m	600m	400m	200m		
Section Times	2:21.16 [4] (0:16.10)	2:05.06 [14] (0:12.27)	1:52.79 [13] (0:12.64)	1:40.15 [13] (0:12.32)	1:27.83 [13] (0:13.43)	1:14.40 [14] (0:12.23)	1:02.17 [15] (0:12.82)	0:49.35 [14] (0:12.66)	0:36.69 [14] (0:12.27)	0:24.42 [14] (0:11.96)	0:12.46 [6] (0:12.46)		
Average Speed [km/h]	44.9	58.5	56.7	58.3	54.3	59.0	56.8	58.1	60.6	60.2	57.8		
Top Speed [km/h]	62.1	61.5	59.2	59.8	56.2	60.2	57.5	61.8	61.8	60.9	59.7		
Avg. Dist. to Rail [m]	8.6	0.5	0.4	1.2	2.5	3.4	3.4	4.0	5.2	8.2	7.9		
Avg. Stride Freq. [Hz]	2.2	2.2	2.2	2.2	2.1	2.2	2.1	2.1	2.2	2.2	2.2		
Avg. Stride Length [m]	5.6	7.3	7.3	7.4	7.2	7.6	7.4	7.6	7.8	7.7	7.4		



- [] Ranking at each section and finish
- .-.- No data available at this section
- NA No data available



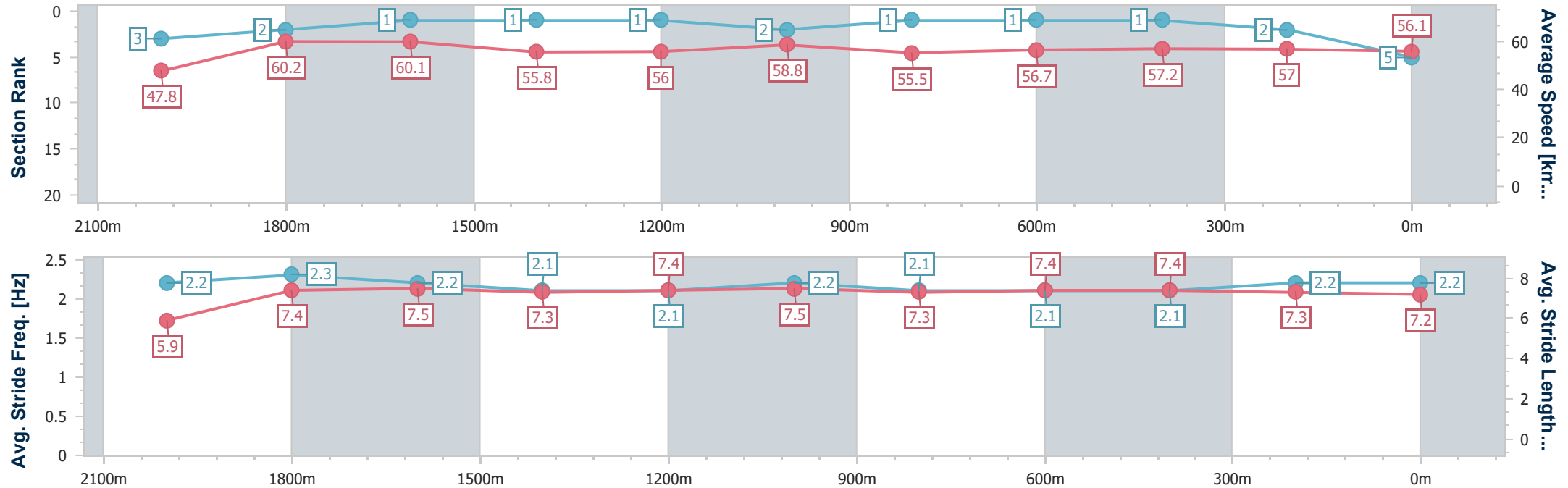
Horse/Jockey Name	Flamingo Beach
Final Rank	5
Fastest Section Time (Section)	0:11.98 (2000m)
Top Speed [km/h] (Section)	62.0 (2000m)
Race State	Finished



Sunshine Coast QLD Professional
Race 7: SHADCON BENCHMARK 62 Handicap - 2200m
21 July 2024 - 16:08
Track Rating: Soft 5, Weather: Fine, Rail Position: +4m Entire



Section	Overall	2000m	1800m	1600m	1400m	1200m	1000m	800m	600m	400m	200m		
Section Times	2:21.22 [5] (0:15.11)	2:06.11 [3] (0:11.98)	1:54.13 [2] (0:12.01)	1:42.12 [1] (0:12.96)	1:29.16 [1] (0:12.94)	1:16.22 [1] (0:12.25)	1:03.97 [2] (0:13.06)	0:50.91 [1] (0:12.83)	0:38.08 [1] (0:12.62)	0:25.46 [1] (0:12.62)	0:12.84 [2] (0:12.84)		
Average Speed [km/h]	47.8	60.2	60.1	55.8	56.0	58.8	55.5	56.7	57.2	57.0	56.1		
Top Speed [km/h]	62.0	62.0	61.0	59.2	59.4	59.7	57.4	57.7	57.8	57.7	57.5		
Avg. Dist. to Rail [m]	10.1	2.1	0.6	1.2	2.0	2.2	1.8	1.5	0.8	1.8	1.4		
Avg. Stride Freq. [Hz]	2.2	2.3	2.2	2.1	2.1	2.2	2.1	2.1	2.1	2.2	2.2		
Avg. Stride Length [m]	5.9	7.4	7.5	7.3	7.4	7.5	7.3	7.4	7.4	7.3	7.2		





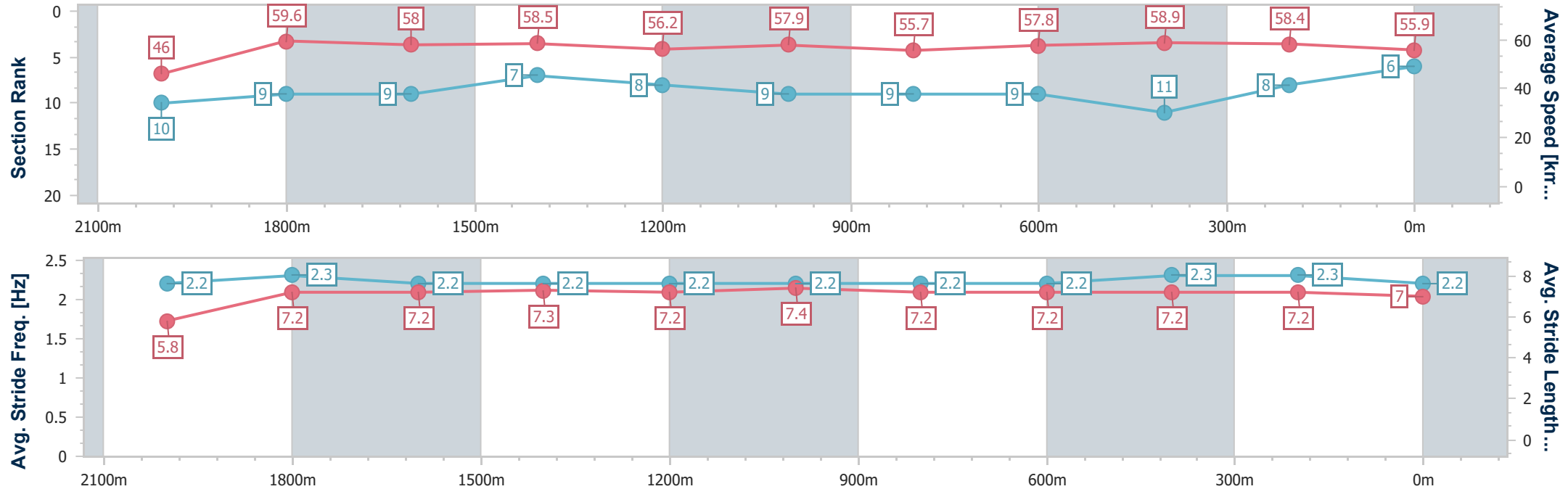
Horse/Jockey Name	Lady Deanne
Final Rank	6
Fastest Section Time (Section)	0:12.13 (2000m)
Top Speed [km/h] (Section)	61.0 (1600m)
Race State	Finished



Sunshine Coast QLD Professional
Race 7: SHADCON BENCHMARK 62 Handicap - 2200m
21 July 2024 - 16:08
Track Rating: Soft 5, Weather: Fine, Rail Position: +4m Entire



Section	Overall	2000m	1800m	1600m	1400m	1200m	1000m	800m	600m	400m	200m		
Section Times	2:21.82 [6] (0:15.67)	2:06.15 [10] (0:12.13)	1:54.02 [9] (0:12.61)	1:41.41 [9] (0:12.39)	1:29.02 [7] (0:12.96)	1:16.06 [8] (0:12.51)	1:03.55 [9] (0:13.03)	0:50.52 [9] (0:12.74)	0:37.78 [9] (0:12.52)	0:25.26 [11] (0:12.34)	0:12.92 [8] (0:12.92)		
Average Speed [km/h]	46.0	59.6	58.0	58.5	56.2	57.9	55.7	57.8	58.9	58.4	55.9		
Top Speed [km/h]	60.4	60.9	60.9	61.0	59.1	59.1	57.2	60.2	60.6	59.6	57.5		
Avg. Dist. to Rail [m]	6.8	1.9	2.0	3.1	4.4	4.7	4.0	3.6	4.4	7.5	8.3		
Avg. Stride Freq. [Hz]	2.2	2.3	2.2	2.2	2.2	2.2	2.2	2.2	2.3	2.3	2.2		
Avg. Stride Length [m]	5.8	7.2	7.2	7.3	7.2	7.4	7.2	7.2	7.2	7.2	7.0		





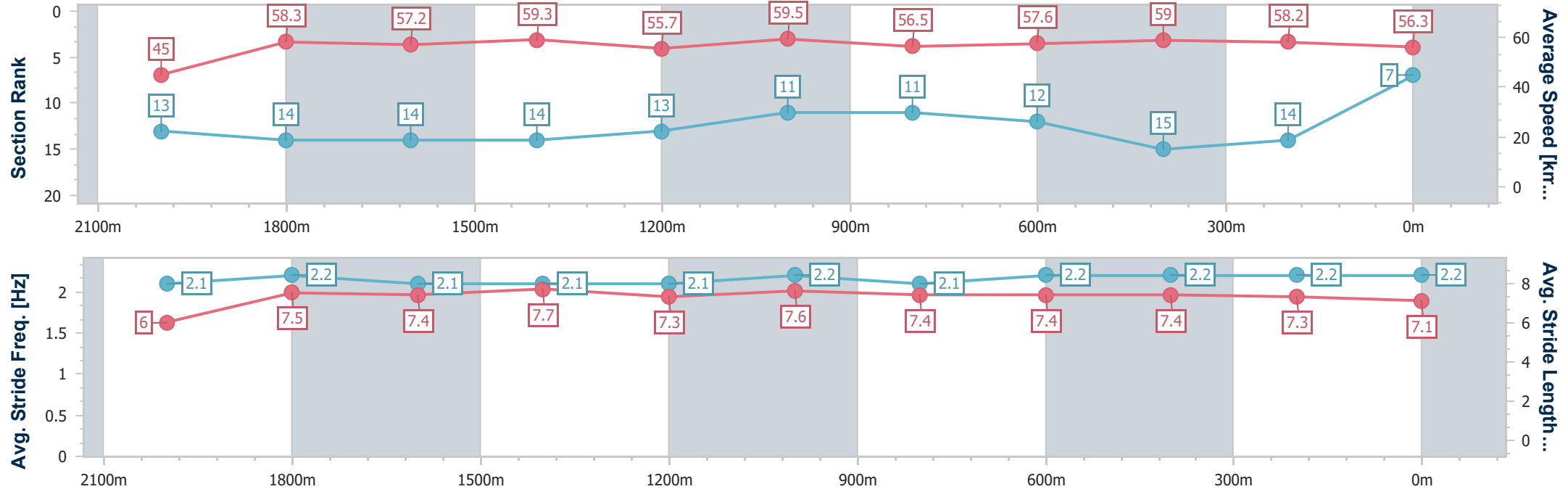
Horse/Jockey Name	Iridessa
Final Rank	7
Fastest Section Time (Section)	0:12.14 (1200m)
Top Speed [km/h] (Section)	60.6 (1200m)
Race State	Finished



Sunshine Coast QLD Professional
Race 7: SHADCON BENCHMARK 62 Handicap - 2200m
21 July 2024 - 16:08
Track Rating: Soft 5, Weather: Fine, Rail Position: +4m Entire



Section	Overall	2000m	1800m	1600m	1400m	1200m	1000m	800m	600m	400m	200m		
Section Times	2:21.93 [7] (0:16.08)	2:05.85 [13] (0:12.41)	1:53.44 [14] (0:12.70)	1:40.74 [14] (0:12.22)	1:28.52 [14] (0:13.10)	1:15.42 [13] (0:12.14)	1:03.28 [11] (0:12.90)	0:50.38 [11] (0:12.80)	0:37.58 [12] (0:12.46)	0:25.12 [15] (0:12.39)	0:12.73 [14] (0:12.73)		
Average Speed [km/h]	45.0	58.3	57.2	59.3	55.7	59.5	56.5	57.6	59.0	58.2	56.3		
Top Speed [km/h]	60.3	60.3	59.7	60.6	58.9	60.6	58.2	59.8	59.8	60.0	57.7		
Avg. Dist. to Rail [m]	9.9	1.4	1.5	3.0	4.1	4.4	4.1	3.8	3.8	6.5	9.2		
Avg. Stride Freq. [Hz]	2.1	2.2	2.1	2.1	2.1	2.2	2.1	2.2	2.2	2.2	2.2		
Avg. Stride Length [m]	6.0	7.5	7.4	7.7	7.3	7.6	7.4	7.4	7.4	7.3	7.1		





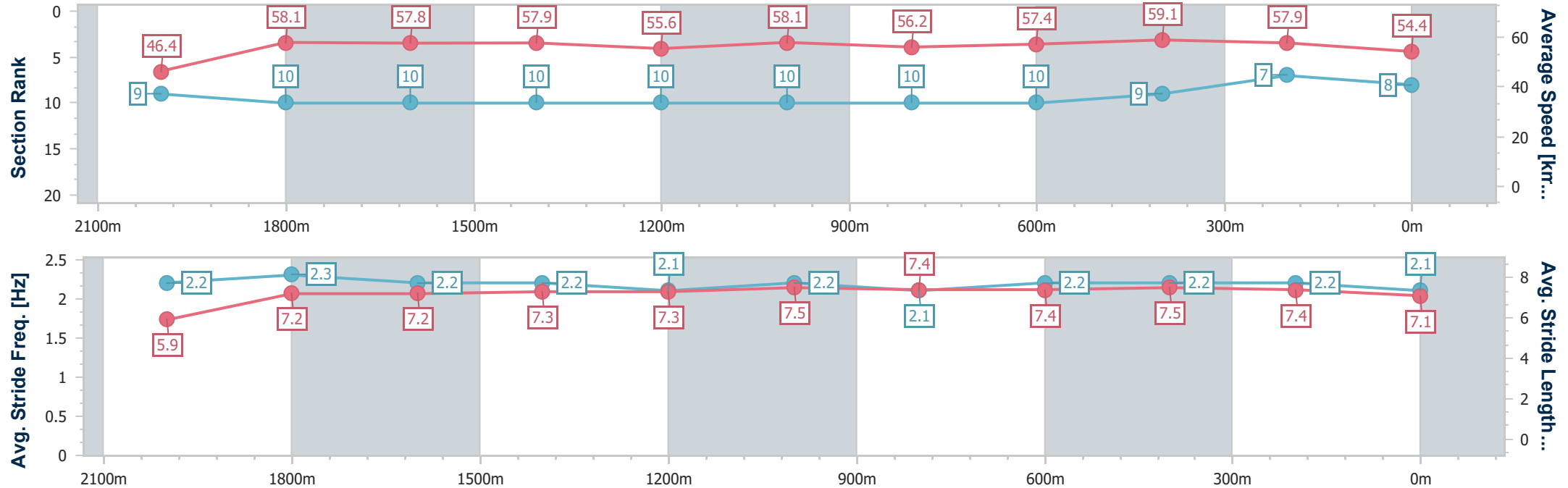
Horse/Jockey Name	Port Maurant
Final Rank	8
Fastest Section Time (Section)	0:12.31 (600m)
Top Speed [km/h] (Section)	60.3 (Overall)
Race State	Finished



Sunshine Coast QLD Professional
Race 7: SHADCON BENCHMARK 62 Handicap - 2200m
21 July 2024 - 16:08
Track Rating: Soft 5, Weather: Fine, Rail Position: +4m Entire



Section	Overall	2000m	1800m	1600m	1400m	1200m	1000m	800m	600m	400m	200m		
Section Times	2:22.09 [8] (0:15.56)	2:06.53 [9] (0:12.39)	1:54.14 [10] (0:12.50)	1:41.64 [10] (0:12.52)	1:29.12 [10] (0:13.10)	1:16.02 [10] (0:12.38)	1:03.64 [10] (0:12.93)	0:50.71 [10] (0:12.74)	0:37.97 [10] (0:12.31)	0:25.66 [9] (0:12.42)	0:13.24 [7] (0:13.24)		
Average Speed [km/h]	46.4	58.1	57.8	57.9	55.6	58.1	56.2	57.4	59.1	57.9	54.4		
Top Speed [km/h]	60.3	59.8	59.8	59.5	59.3	59.9	57.4	60.0	59.9	59.0	57.4		
Avg. Dist. to Rail [m]	3.9	0.9	0.6	2.6	3.5	3.7	2.9	2.5	1.8	3.2	4.8		
Avg. Stride Freq. [Hz]	2.2	2.3	2.2	2.2	2.1	2.2	2.1	2.2	2.2	2.2	2.1		
Avg. Stride Length [m]	5.9	7.2	7.2	7.3	7.3	7.5	7.4	7.4	7.5	7.4	7.1		



[] Ranking at each section and finish
-.-.- No data available at this section
NA No data available



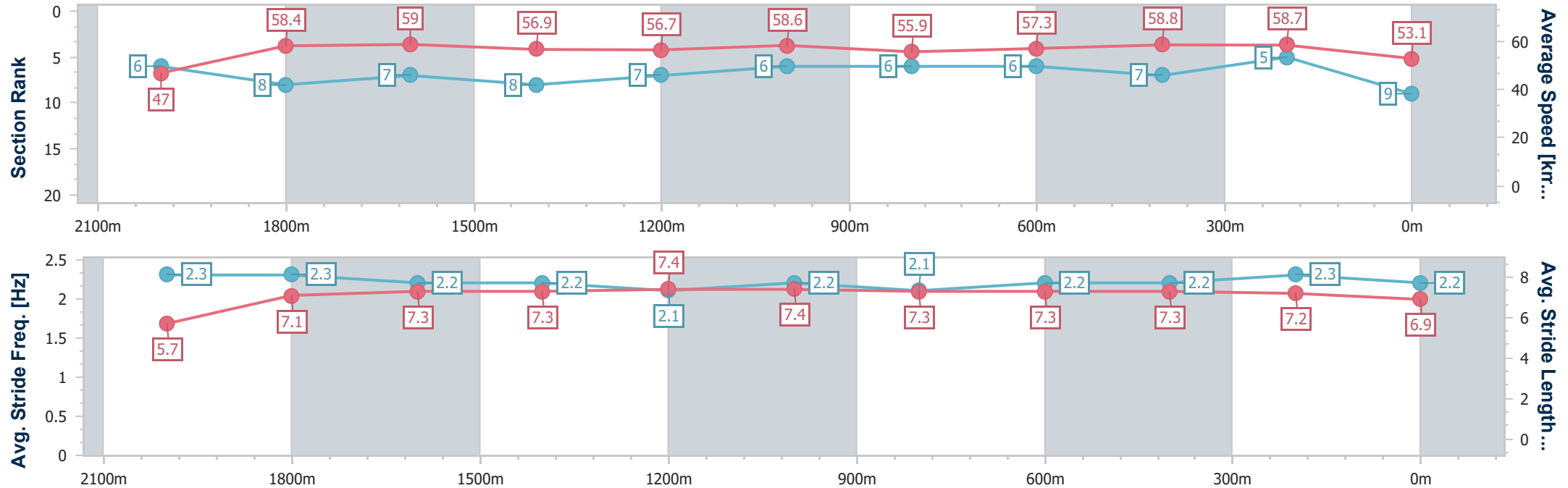
Horse/Jockey Name	Big Hitter
Final Rank	9
Fastest Section Time (Section)	0:12.29 (400m)
Top Speed [km/h] (Section)	62.2 (Overall)
Race State	Finished



Sunshine Coast QLD Professional
Race 7: SHADCON BENCHMARK 62 Handicap - 2200m
21 July 2024 - 16:08
Track Rating: Soft 5, Weather: Fine, Rail Position: +4m Entire



Section	Overall	2000m	1800m	1600m	1400m	1200m	1000m	800m	600m	400m	200m		
Section Times	2:22.18 [9] (0:15.36)	2:06.82 [6] (0:12.37)	1:54.45 [8] (0:12.37)	1:42.08 [7] (0:12.72)	1:29.36 [8] (0:12.84)	1:16.52 [7] (0:12.34)	1:04.18 [6] (0:13.00)	0:51.18 [6] (0:12.79)	0:38.39 [6] (0:12.57)	0:25.82 [7] (0:12.29)	0:13.53 [5] (0:13.53)		
Average Speed [km/h]	47.0	58.4	59.0	56.9	56.7	58.6	55.9	57.3	58.8	58.7	53.1		
Top Speed [km/h]	62.2	61.8	60.3	58.9	60.5	60.6	57.2	59.3	59.9	59.7	56.8		
Avg. Dist. to Rail [m]	6.9	1.7	1.7	2.8	4.1	3.7	3.6	3.5	4.4	7.5	7.5		
Avg. Stride Freq. [Hz]	2.3	2.3	2.2	2.2	2.1	2.2	2.1	2.2	2.2	2.3	2.2		
Avg. Stride Length [m]	5.7	7.1	7.3	7.3	7.4	7.4	7.3	7.3	7.3	7.2	6.9		



[] Ranking at each section and finish
-.-.- No data available at this section
NA No data available



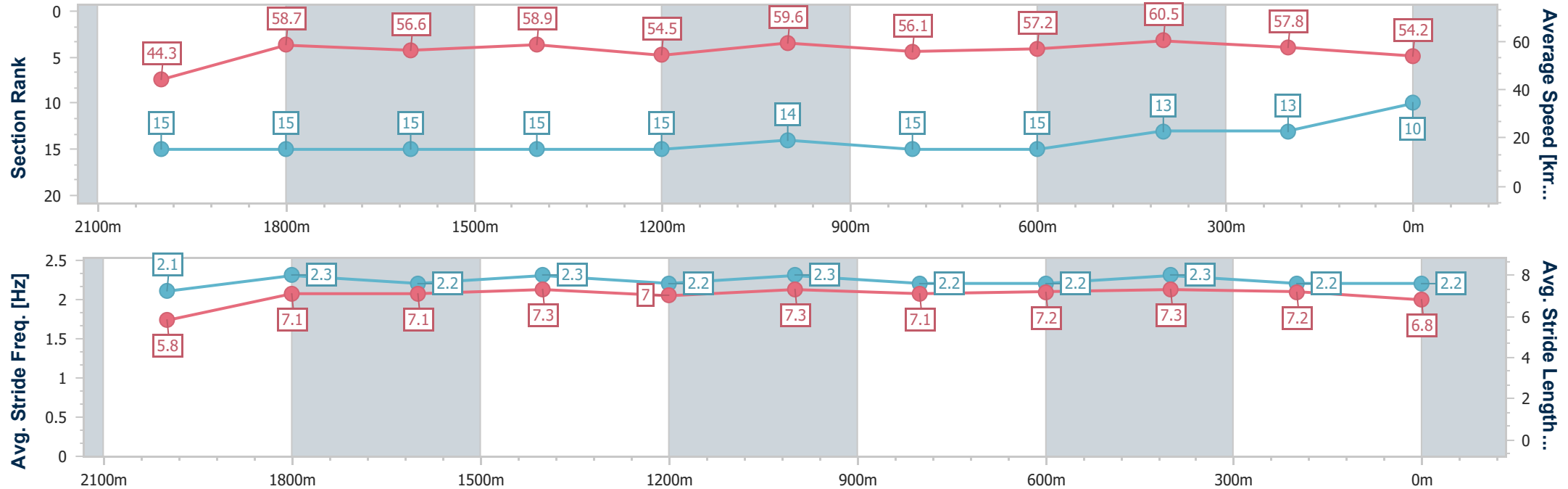
Horse/Jockey Name	Secret Red
Final Rank	10
Fastest Section Time (Section)	0:12.10 (1200m)
Top Speed [km/h] (Section)	61.9 (2000m)
Race State	Finished



Sunshine Coast QLD Professional
Race 7: SHADCON BENCHMARK 62 Handicap - 2200m
21 July 2024 - 16:08
Track Rating: Soft 5, Weather: Fine, Rail Position: +4m Entire



Section	Overall	2000m	1800m	1600m	1400m	1200m	1000m	800m	600m	400m	200m		
Section Times	2:22.46 [10] (0:16.31)	2:06.15 [15] (0:12.30)	1:53.85 [15] (0:12.72)	1:41.13 [15] (0:12.26)	1:28.87 [15] (0:13.29)	1:15.58 [15] (0:12.10)	1:03.48 [14] (0:12.89)	0:50.59 [15] (0:12.75)	0:37.84 [15] (0:12.12)	0:25.72 [13] (0:12.45)	0:13.27 [13] (0:13.27)		
Average Speed [km/h]	44.3	58.7	56.6	58.9	54.5	59.6	56.1	57.2	60.5	57.8	54.2		
Top Speed [km/h]	61.7	61.9	59.6	60.5	57.6	61.1	58.3	60.5	61.0	60.7	55.5		
Avg. Dist. to Rail [m]	10.8	1.2	0.4	1.4	1.7	1.7	1.7	2.1	2.6	6.0	7.7		
Avg. Stride Freq. [Hz]	2.1	2.3	2.2	2.3	2.2	2.3	2.2	2.2	2.3	2.2	2.2		
Avg. Stride Length [m]	5.8	7.1	7.1	7.3	7.0	7.3	7.1	7.2	7.3	7.2	6.8		





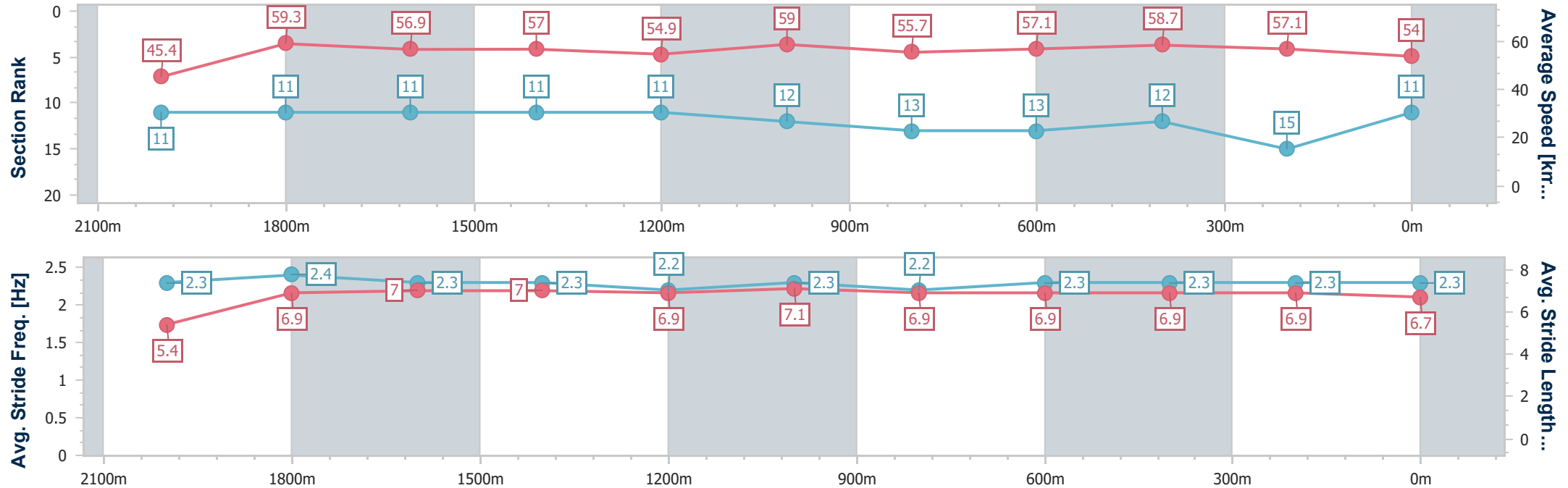
Horse/Jockey Name	Alert And Ready
Final Rank	11
Fastest Section Time (Section)	0:12.12 (2000m)
Top Speed [km/h] (Section)	62.5 (Overall)
Race State	Finished



Sunshine Coast QLD Professional
Race 7: SHADCON BENCHMARK 62 Handicap - 2200m
21 July 2024 - 16:08
Track Rating: Soft 5, Weather: Fine, Rail Position: +4m Entire



Section	Overall	2000m	1800m	1600m	1400m	1200m	1000m	800m	600m	400m	200m		
Section Times	2:22.64 [11] (0:15.85)	2:06.79 [11] (0:12.12)	1:54.67 [11] (0:12.59)	1:42.08 [11] (0:12.64)	1:29.44 [11] (0:13.25)	1:16.19 [11] (0:12.23)	1:03.96 [12] (0:12.97)	0:50.99 [13] (0:12.77)	0:38.22 [13] (0:12.28)	0:25.94 [12] (0:12.63)	0:13.31 [15] (0:13.31)		
Average Speed [km/h]	45.4	59.3	56.9	57.0	54.9	59.0	55.7	57.1	58.7	57.1	54.0		
Top Speed [km/h]	62.5	62.5	59.2	58.2	58.5	60.5	57.6	59.4	60.1	59.0	55.8		
Avg. Dist. to Rail [m]	6.3	1.0	0.7	1.7	2.1	2.1	1.8	1.5	0.6	1.9	4.3		
Avg. Stride Freq. [Hz]	2.3	2.4	2.3	2.3	2.2	2.3	2.2	2.3	2.3	2.3	2.3		
Avg. Stride Length [m]	5.4	6.9	7.0	7.0	6.9	7.1	6.9	6.9	6.9	6.9	6.7		



[] Ranking at each section and finish
-.-.- No data available at this section
NA No data available



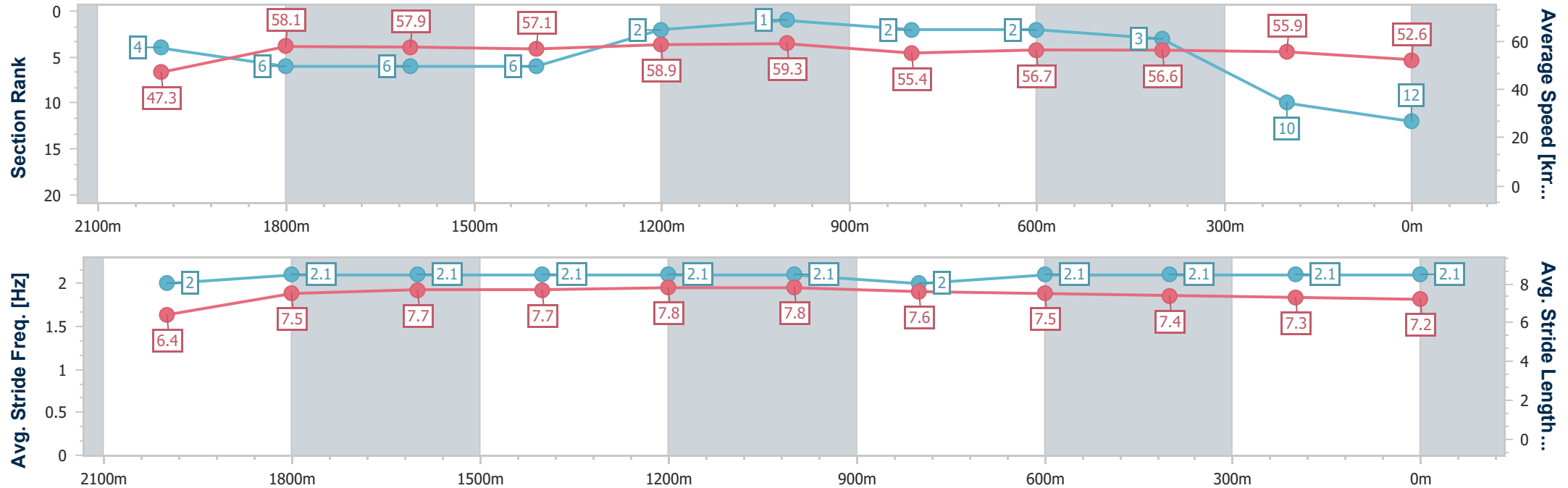
Horse/Jockey Name	Flash Prince
Final Rank	12
Fastest Section Time (Section)	0:12.17 (1200m)
Top Speed [km/h] (Section)	62.0 (Overall)
Race State	Finished



Sunshine Coast QLD Professional
Race 7: SHADCON BENCHMARK 62 Handicap - 2200m
21 July 2024 - 16:08
Track Rating: Soft 5, Weather: Fine, Rail Position: +4m Entire



Section	Overall	2000m	1800m	1600m	1400m	1200m	1000m	800m	600m	400m	200m		
Section Times	2:22.64 [12] (0:15.23)	2:07.41 [4] (0:12.34)	1:55.07 [6] (0:12.37)	1:42.70 [6] (0:12.71)	1:29.99 [6] (0:12.40)	1:17.59 [2] (0:12.17)	1:05.42 [1] (0:13.10)	0:52.32 [2] (0:12.92)	0:39.40 [2] (0:12.85)	0:26.55 [3] (0:12.86)	0:13.69 [10] (0:13.69)		
Average Speed [km/h]	47.3	58.1	57.9	57.1	58.9	59.3	55.4	56.7	56.6	55.9	52.6		
Top Speed [km/h]	62.0	61.7	59.9	57.9	61.1	61.7	57.2	57.7	57.5	57.3	55.1		
Avg. Dist. to Rail [m]	2.7	0.7	0.9	1.8	4.8	4.4	3.0	2.6	1.7	2.2	3.1		
Avg. Stride Freq. [Hz]	2.0	2.1	2.1	2.1	2.1	2.1	2.0	2.1	2.1	2.1	2.1		
Avg. Stride Length [m]	6.4	7.5	7.7	7.7	7.8	7.8	7.6	7.5	7.4	7.3	7.2		





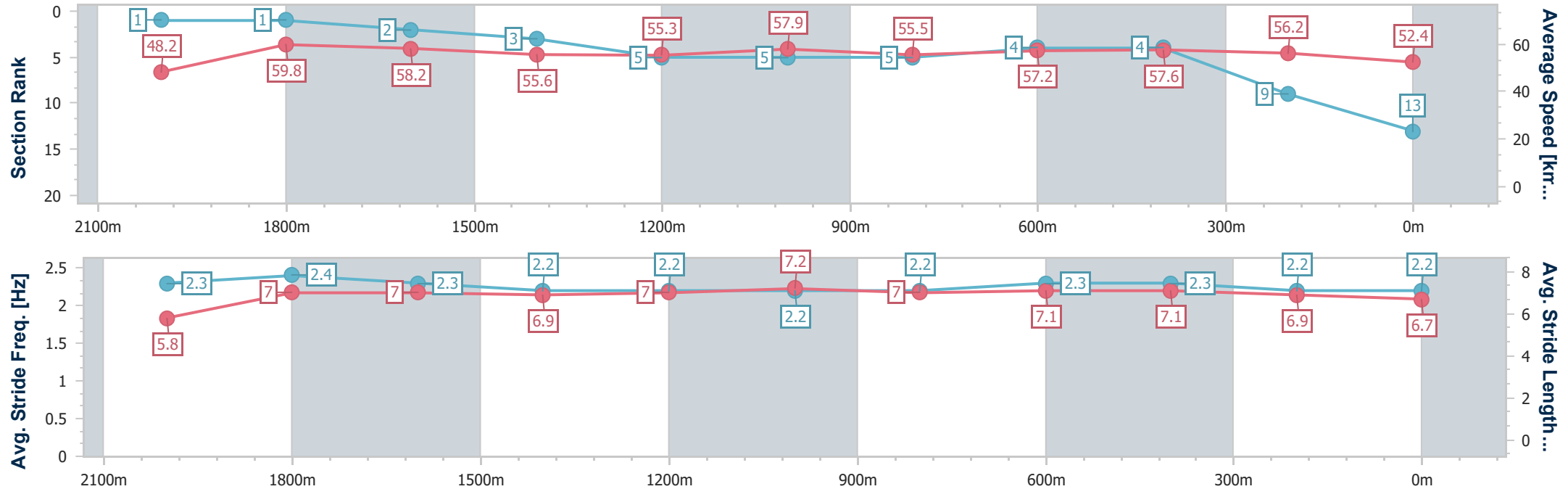
Horse/Jockey Name	End Of Month
Final Rank	13
Fastest Section Time (Section)	0:12.07 (2000m)
Top Speed [km/h] (Section)	62.8 (2000m)
Race State	Finished



Sunshine Coast QLD Professional
Race 7: SHADCON BENCHMARK 62 Handicap - 2200m
21 July 2024 - 16:08
Track Rating: Soft 5, Weather: Fine, Rail Position: +4m Entire



Section	Overall	2000m	1800m	1600m	1400m	1200m	1000m	800m	600m	400m	200m		
Section Times	2:22.66 [13] (0:14.94)	2:07.72 [1] (0:12.07)	1:55.65 [1] (0:12.33)	1:43.32 [2] (0:13.00)	1:30.32 [3] (0:13.04)	1:17.28 [5] (0:12.48)	1:04.80 [5] (0:13.01)	0:51.79 [5] (0:12.70)	0:39.09 [4] (0:12.55)	0:26.54 [4] (0:12.83)	0:13.71 [9] (0:13.71)		
Average Speed [km/h]	48.2	59.8	58.2	55.6	55.3	57.9	55.5	57.2	57.6	56.2	52.4		
Top Speed [km/h]	62.6	62.8	59.6	57.6	58.9	59.0	56.8	58.3	58.8	57.4	55.2		
Avg. Dist. to Rail [m]	8.3	1.5	0.6	1.0	1.5	1.7	1.7	1.3	0.5	1.4	1.7		
Avg. Stride Freq. [Hz]	2.3	2.4	2.3	2.2	2.2	2.2	2.2	2.3	2.3	2.2	2.2		
Avg. Stride Length [m]	5.8	7.0	7.0	6.9	7.0	7.2	7.0	7.1	7.1	6.9	6.7		



[] Ranking at each section and finish
- - - - No data available at this section
NA No data available



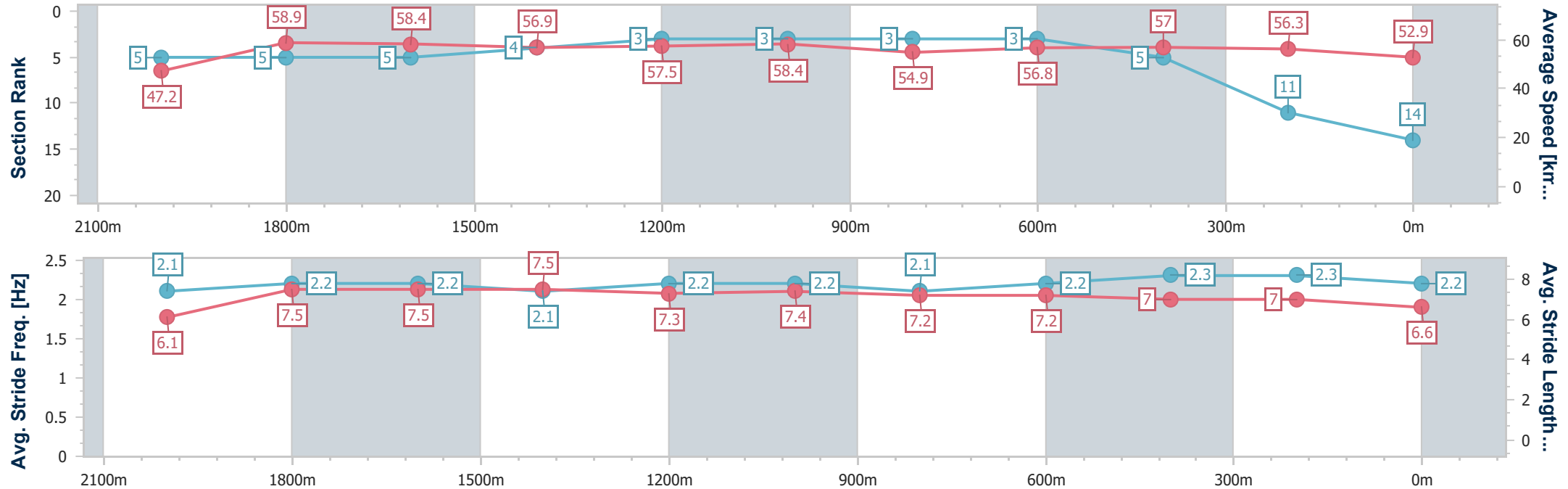
Horse/Jockey Name	Leather Jacket Lew
Final Rank	14
Fastest Section Time (Section)	0:12.21 (2000m)
Top Speed [km/h] (Section)	61.4 (2000m)
Race State	Finished



Sunshine Coast QLD Professional
Race 7: SHADCON BENCHMARK 62 Handicap - 2200m
21 July 2024 - 16:08
Track Rating: Soft 5, Weather: Fine, Rail Position: +4m Entire



Section	Overall	2000m	1800m	1600m	1400m	1200m	1000m	800m	600m	400m	200m		
Section Times	2:22.66 [14] (0:15.27)	2:07.39 [5] (0:12.21)	1:55.18 [5] (0:12.31)	1:42.87 [5] (0:12.73)	1:30.14 [4] (0:12.61)	1:17.53 [3] (0:12.33)	1:05.20 [3] (0:13.19)	0:52.01 [3] (0:12.87)	0:39.14 [3] (0:12.73)	0:26.41 [5] (0:12.84)	0:13.57 [11] (0:13.57)		
Average Speed [km/h]	47.2	58.9	58.4	56.9	57.5	58.4	54.9	56.8	57.0	56.3	52.9		
Top Speed [km/h]	61.2	61.4	59.2	58.4	60.8	60.8	56.8	58.2	58.4	56.9	54.6		
Avg. Dist. to Rail [m]	4.6	0.4	0.3	1.3	2.7	2.6	2.1	2.3	2.0	4.3	6.4		
Avg. Stride Freq. [Hz]	2.1	2.2	2.2	2.1	2.2	2.2	2.1	2.2	2.3	2.3	2.2		
Avg. Stride Length [m]	6.1	7.5	7.5	7.5	7.3	7.4	7.2	7.2	7.0	7.0	6.6		



[] Ranking at each section and finish
-.-.- No data available at this section
NA No data available



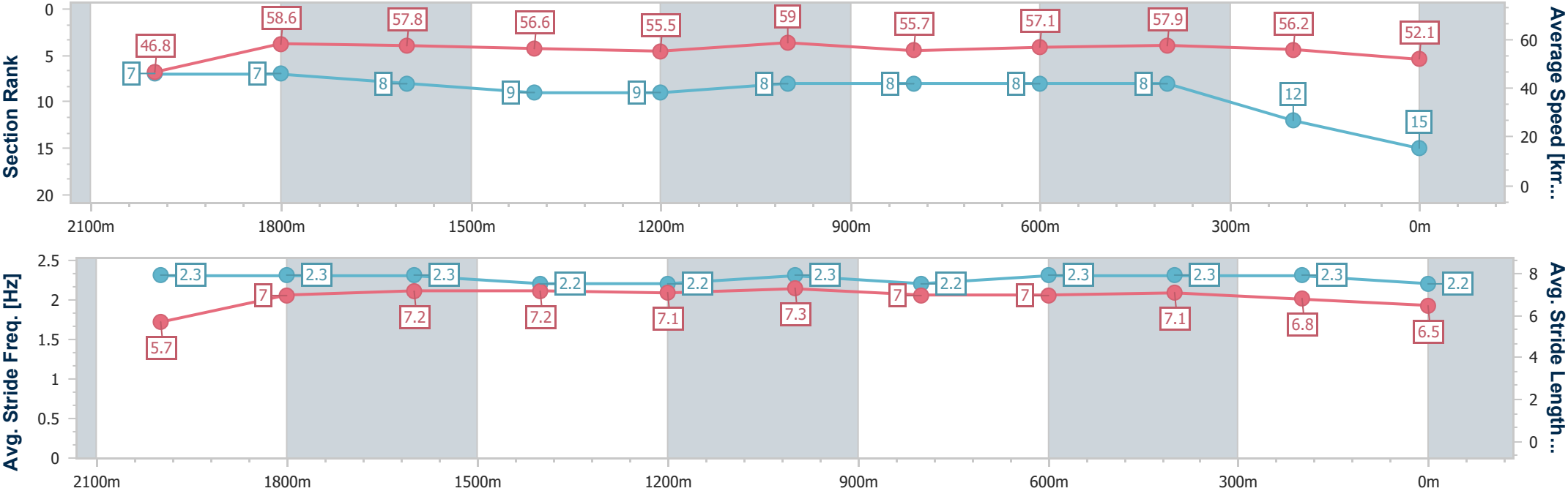
Horse/Jockey Name	Ginasue
Final Rank	15
Fastest Section Time (Section)	0:12.27 (1200m)
Top Speed [km/h] (Section)	62.4 (Overall)
Race State	Finished



Sunshine Coast QLD Professional
Race 7: SHADCON BENCHMARK 62 Handicap - 2200m
21 July 2024 - 16:08
Track Rating: Soft 5, Weather: Fine, Rail Position: +4m Entire



Section	Overall	2000m	1800m	1600m	1400m	1200m	1000m	800m	600m	400m	200m		
Section Times	2:23.00 [15] (0:15.39)	2:07.61 [7] (0:12.29)	1:55.32 [7] (0:12.48)	1:42.84 [8] (0:12.77)	1:30.07 [9] (0:13.02)	1:17.05 [9] (0:12.27)	1:04.78 [8] (0:12.97)	0:51.81 [8] (0:12.74)	0:39.07 [8] (0:12.46)	0:26.61 [8] (0:12.77)	0:13.84 [12] (0:13.84)		
Average Speed [km/h]	46.8	58.6	57.8	56.6	55.5	59.0	55.7	57.1	57.9	56.2	52.1		
Top Speed [km/h]	62.4	62.3	59.3	58.1	60.3	60.5	58.0	58.4	58.6	57.8	54.2		
Avg. Dist. to Rail [m]	2.7	0.3	0.4	1.6	2.4	2.5	1.9	1.4	0.5	0.3	1.7		
Avg. Stride Freq. [Hz]	2.3	2.3	2.3	2.2	2.2	2.3	2.2	2.3	2.3	2.3	2.2		
Avg. Stride Length [m]	5.7	7.0	7.2	7.2	7.1	7.3	7.0	7.0	7.1	6.8	6.5		





Sunshine Coast QLD Professional

Race 8: AYRETON INDUSTRIES BENCHMARK 62 Handicap - 1200m

21 July 2024 - 16:43



Track Rating: Soft 5, Weather: Fine, Rail Position: +4m Entire

Section		Overall				1000m	800m	600m	400m	200m	Last 600m		
Field Times		1:12.09				0:58.54	0:47.27	0:35.46	0:23.85	0:12.40	0:35.46		
		(0:13.55)				(0:11.27)	(0:11.81)	(0:11.61)	(0:11.45)	(0:12.40)			
Rank	TAB	Horse/Jockey	Barrier	Top Speed [km/h]	Fastest Section						Margin	Distance Travelled [m]	
1	14	TURBULENT	5	66.4	0:11.07	1:12.09 [1]	0:57.59 [8]	0:46.31 [8]	0:34.48 [8]	0:22.97 [9]	0:11.90 [5]	1:12.09	0:34.48
		Cejay Graham		400m	400m	(0:14.50)	(0:11.28)	(0:11.83)	(0:11.51)	(0:11.07)	(0:11.90)		
2	3	LITTLE VISTA	11	65.8	0:11.27	1:12.18 [2]	0:58.63 [1]	0:47.36 [1]	0:35.55 [1]	0:23.94 [1]	0:12.49 [1]	0.4L	0:35.55
		Shania Willis		1000m	1000m	(0:13.55)	(0:11.27)	(0:11.81)	(0:11.61)	(0:11.45)	(0:12.49)		-3
3	8	I AM MASON	6	65.0	0:11.33	1:12.40 [3]	0:58.51 [4]	0:47.18 [4]	0:35.39 [3]	0:23.81 [3]	0:12.38 [2]	1.7L	0:35.39
		Georgina Cartwright		1000m	1000m	(0:13.89)	(0:11.33)	(0:11.79)	(0:11.58)	(0:11.43)	(0:12.38)		-2
4	9	CELESTIAL HARBOUR	4	65.1	0:11.38	1:12.62 [4]	0:58.80 [3]	0:47.42 [3]	0:35.52 [4]	0:23.94 [4]	0:12.49 [4]	3L	0:35.52
		Landan Sykes		1000m	1000m	(0:13.82)	(0:11.38)	(0:11.90)	(0:11.58)	(0:11.45)	(0:12.49)		-3
5	15	WICKED'N' LOVIN'IT	14	65.6	0:11.19	1:12.72 [5]	0:58.07 [10]	0:46.74 [11]	0:34.86 [10]	0:23.38 [11]	0:12.19 [9]	3.4L	0:34.86
		Samantha Collett		1000m	400m	(0:14.65)	(0:11.33)	(0:11.88)	(0:11.48)	(0:11.19)	(0:12.19)		+1
6	11	BOLD HUSSAR	17	66.5	0:11.15	1:12.74 [6]	0:58.19 [9]	0:46.88 [9]	0:35.03 [9]	0:23.69 [8]	0:12.54 [6]	3.5L	0:35.03
		Ryan Wiggins		1000m	400m	(0:14.55)	(0:11.31)	(0:11.85)	(0:11.34)	(0:11.15)	(0:12.54)		+3
7	4	CHILLIWACK	3	65.1	0:11.29	1:12.91 [7]	0:58.79 [6]	0:47.50 [6]	0:35.65 [5]	0:24.09 [5]	0:12.64 [7]	4.3L	0:35.65
		Michael Rodd		1000m	1000m	(0:14.12)	(0:11.29)	(0:11.85)	(0:11.56)	(0:11.45)	(0:12.64)		-2
8	18	BETTER LAD	2	65.1	0:11.28	1:12.96 [8]	0:58.31 [11]	0:47.03 [10]	0:35.08 [11]	0:23.67 [10]	0:12.32 [11]	4.5L	0:35.08
		Nikita Beriman		1000m	1000m	(0:14.65)	(0:11.28)	(0:11.95)	(0:11.41)	(0:11.35)	(0:12.32)		-4
9	5	GALACTIC LEGEND	7	65.5	0:11.25	1:12.96 [9]	0:58.87 [5]	0:47.62 [5]	0:35.63 [6]	0:24.02 [6]	0:12.61 [8]	4.6L	0:35.63
		Cody Collis		1000m	1000m	(0:14.09)	(0:11.25)	(0:11.99)	(0:11.61)	(0:11.41)	(0:12.61)		+1
10	1	MASTERPLAN	12	64.7	0:11.34	1:13.26 [10]	0:59.70 [2]	0:48.36 [2]	0:36.46 [2]	0:24.94 [2]	0:13.17 [3]	6.1L	0:36.46
		Dylan Bennett		1000m	1000m	(0:13.56)	(0:11.34)	(0:11.90)	(0:11.52)	(0:11.77)	(0:13.17)		-1

Scratched: Dark Chill (#12), Sibelius (#16), Smart Recognition (#7), Granny's Reward (#13), King Of Wanchai (#2), Script Writer (#6), Ultimate Outcome (#17)



Sunshine Coast QLD Professional
Race 8: AYRETON INDUSTRIES BENCHMARK 62 Handicap - 1200m
21 July 2024 - 16:43



Track Rating: Soft 5, Weather: Fine, Rail Position: +4m Entire

Section					Overall	1000m	800m	600m	400m	200m	Last 600m			
Field Times					1:12.09 (0:13.55)	0:58.54 (0:11.27)	0:47.27 (0:11.81)	0:35.46 (0:11.61)	0:23.85 (0:11.45)	0:12.40 (0:12.40)	0:35.46			
Rank	TAB	Horse/Jockey	Barrier	Top Speed [km/h]	Fastest Section						Margin	Distance Travelled [m]		
11	10	THREE GONGS	1	64.8	0:11.32	1:13.47 [11]	0:59.04 [7]	0:47.72 [7]	0:35.86 [7]	0:24.45 [7]	0:12.91 [10]	7.4L	0:35.86	-4
		Jag Guthmann-Chester		1000m	1000m	(0:14.43)	(0:11.32)	(0:11.86)	(0:11.41)	(0:11.54)	(0:12.91)			

Scratched: Dark Chill (#12), Sibelius (#16), Smart Recognition (#7), Granny's Reward (#13), King Of Wanchai (#2), Script Writer (#6), Ultimate Outcome (#17)



Horse/Jockey Name	Turbulent
Final Rank	1
Fastest Section Time (Section)	0:11.07 (400m)
Top Speed [km/h] (Section)	66.4 (400m)
Race State	Finished



Sunshine Coast QLD Professional

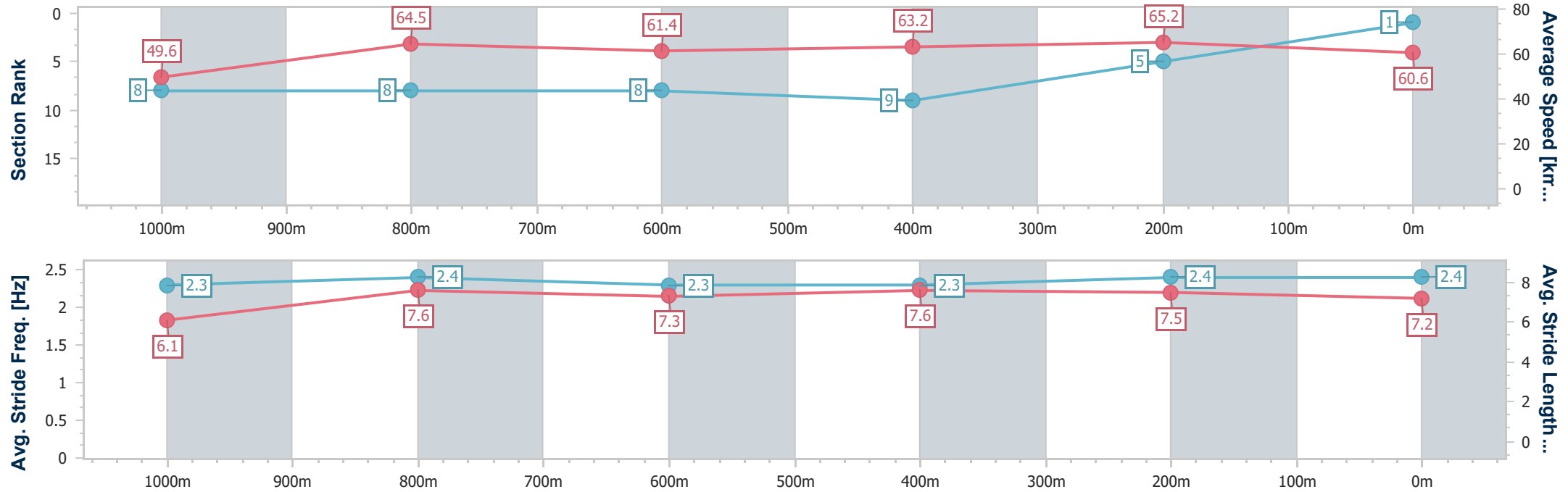
Race 8: AYRETON INDUSTRIES BENCHMARK 62 Handicap - 1200m

21 July 2024 - 16:43

Track Rating: Soft 5, Weather: Fine, Rail Position: +4m Entire

SCTC SUNSHINE COAST TURF CLUB

Section	Overall	1000m	800m	600m	400m	200m							
Section Times	1:12.09 [1] (0:14.50)	0:57.59 [8] (0:11.28)	0:46.31 [8] (0:11.83)	0:34.48 [8] (0:11.51)	0:22.97 [9] (0:11.07)	0:11.90 [5] (0:11.90)							
Average Speed [km/h]	49.6	64.5	61.4	63.2	65.2	60.6							
Top Speed [km/h]	61.9	65.8	65.7	64.7	66.4	64.2							
Avg. Dist. to Rail [m]	5.5	2.9	2.0	2.3	5.6	4.3							
Avg. Stride Freq. [Hz]	2.3	2.4	2.3	2.3	2.4	2.4							
Avg. Stride Length [m]	6.1	7.6	7.3	7.6	7.5	7.2							





Horse/Jockey Name	Little Vista
Final Rank	2
Fastest Section Time (Section)	0:11.27 (1000m)
Top Speed [km/h] (Section)	65.8 (1000m)
Race State	Finished



Sunshine Coast QLD Professional

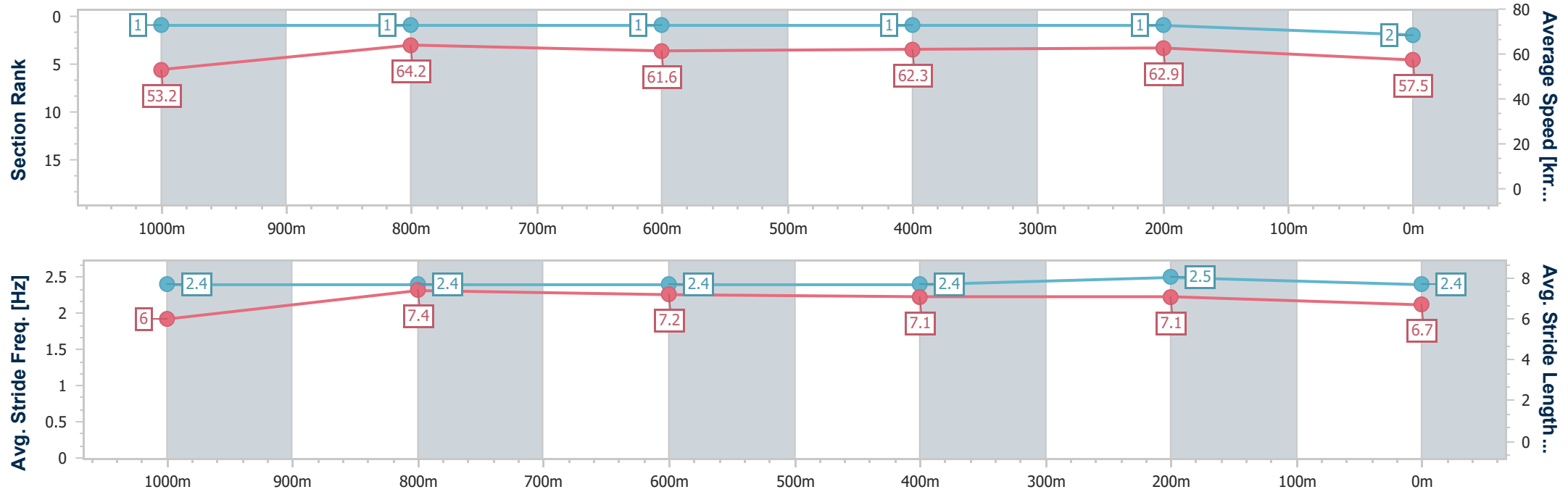
Race 8: AYRETON INDUSTRIES BENCHMARK 62 Handicap - 1200m

SCTC SUNSHINE COAST TURF CLUB

21 July 2024 - 16:43

Track Rating: Soft 5, Weather: Fine, Rail Position: +4m Entire

Section	Overall	1000m	800m	600m	400m	200m							
Section Times	1:12.18 [2] (0:13.55)	0:58.63 [1] (0:11.27)	0:47.36 [1] (0:11.81)	0:35.55 [1] (0:11.61)	0:23.94 [1] (0:11.45)	0:12.49 [1] (0:12.49)							
Average Speed [km/h]	53.2	64.2	61.6	62.3	62.9	57.5							
Top Speed [km/h]	64.6	65.8	62.9	63.5	64.6	59.9							
Avg. Dist. to Rail [m]	7.1	2.0	1.4	0.6	2.1	2.1							
Avg. Stride Freq. [Hz]	2.4	2.4	2.4	2.4	2.5	2.4							
Avg. Stride Length [m]	6.0	7.4	7.2	7.1	7.1	6.7							





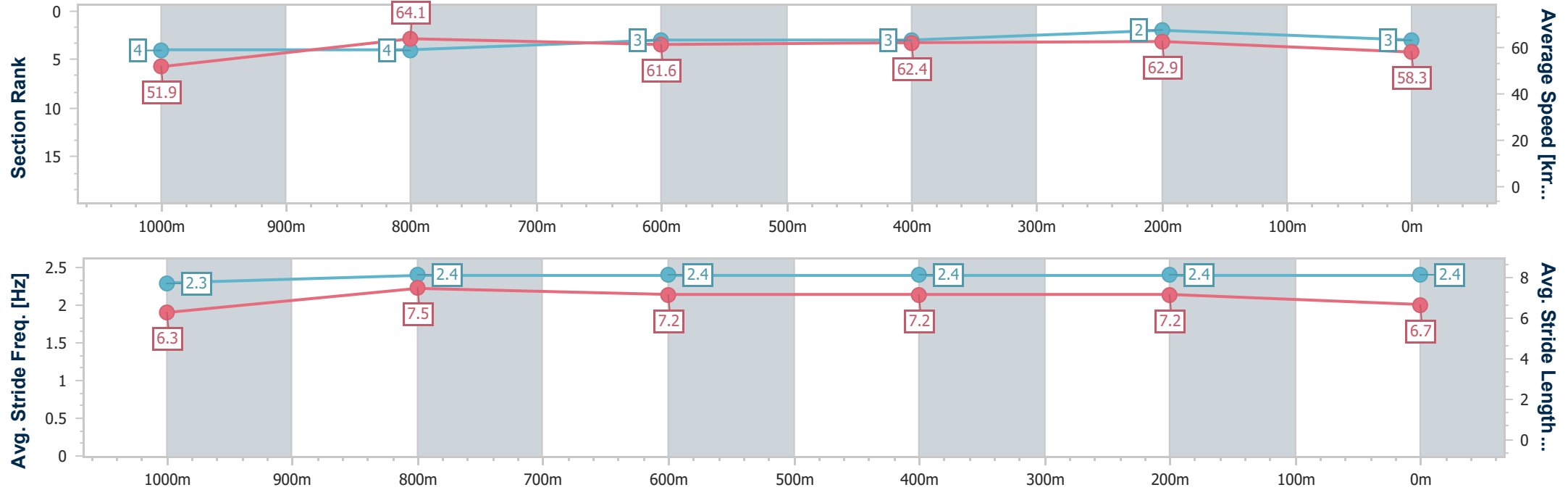
Horse/Jockey Name	I Am Mason
Final Rank	3
Fastest Section Time (Section)	0:11.33 (1000m)
Top Speed [km/h] (Section)	65.0 (1000m)
Race State	Finished



Sunshine Coast QLD Professional
Race 8: AYRETON INDUSTRIES BENCHMARK 62 Handicap - 1200m
21 July 2024 - 16:43
Track Rating: Soft 5, Weather: Fine, Rail Position: +4m Entire



Section	Overall	1000m	800m	600m	400m	200m							
Section Times	1:12.40 [3] (0:13.89)	0:58.51 [4] (0:11.33)	0:47.18 [4] (0:11.79)	0:35.39 [3] (0:11.58)	0:23.81 [3] (0:11.43)	0:12.38 [2] (0:12.38)							
Average Speed [km/h]	51.9	64.1	61.6	62.4	62.9	58.3							
Top Speed [km/h]	64.7	65.0	63.5	64.1	64.3	60.5							
Avg. Dist. to Rail [m]	6.2	2.8	1.5	0.5	6.0	7.5							
Avg. Stride Freq. [Hz]	2.3	2.4	2.4	2.4	2.4	2.4							
Avg. Stride Length [m]	6.3	7.5	7.2	7.2	7.2	6.7							



[] Ranking at each section and finish
-.-.- No data available at this section
NA No data available



Horse/Jockey Name	Celestial Harbour
Final Rank	4
Fastest Section Time (Section)	0:11.38 (1000m)
Top Speed [km/h] (Section)	65.1 (1000m)
Race State	Finished



Sunshine Coast QLD Professional

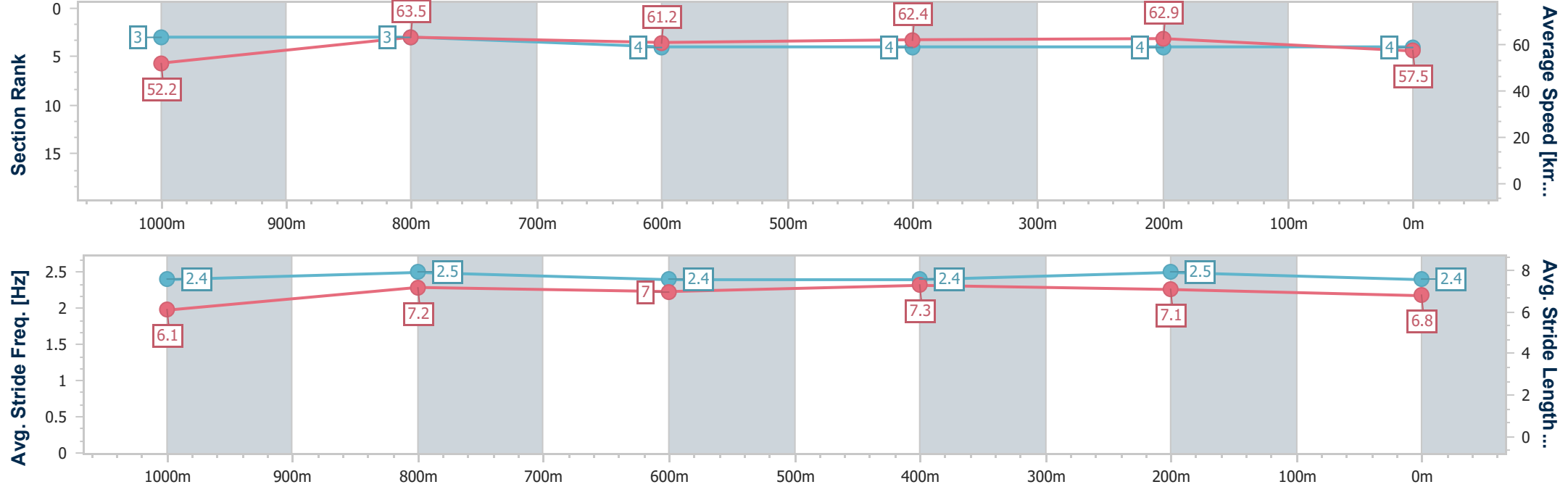
Race 8: AYRETON INDUSTRIES BENCHMARK 62 Handicap - 1200m

SCTC SUNSHINE COAST TURF CLUB

21 July 2024 - 16:43

Track Rating: Soft 5, Weather: Fine, Rail Position: +4m Entire

Section	Overall	1000m	800m	600m	400m	200m							
Section Times	1:12.62 [4] (0:13.82)	0:58.80 [3] (0:11.38)	0:47.42 [3] (0:11.90)	0:35.52 [4] (0:11.58)	0:23.94 [4] (0:11.45)	0:12.49 [4] (0:12.49)							
Average Speed [km/h]	52.2	63.5	61.2	62.4	62.9	57.5							
Top Speed [km/h]	63.6	65.1	62.2	63.9	64.6	60.3							
Avg. Dist. to Rail [m]	5.2	1.7	2.1	0.6	1.7	2.2							
Avg. Stride Freq. [Hz]	2.4	2.5	2.4	2.4	2.5	2.4							
Avg. Stride Length [m]	6.1	7.2	7.0	7.3	7.1	6.8							





Horse/Jockey Name	Wicked'n' Lovin'it
Final Rank	5
Fastest Section Time (Section)	0:11.19 (400m)
Top Speed [km/h] (Section)	65.6 (1000m)
Race State	Finished



Sunshine Coast QLD Professional

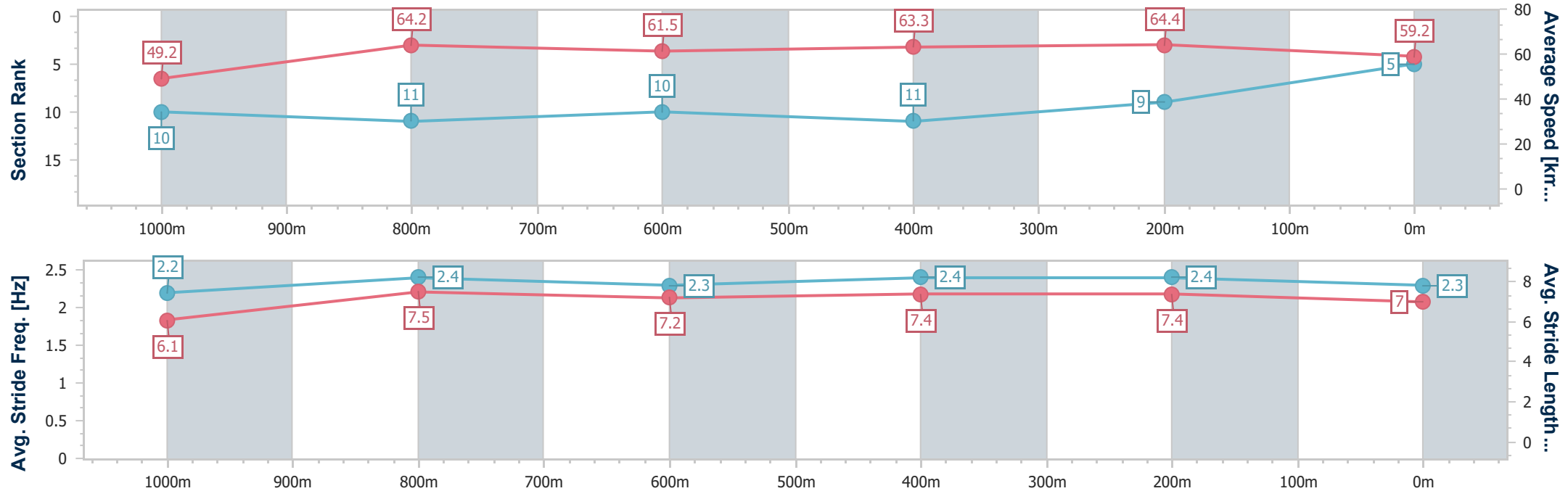
Race 8: AYRETON INDUSTRIES BENCHMARK 62 Handicap - 1200m

SCTC SUNSHINE COAST TURF CLUB

21 July 2024 - 16:43

Track Rating: Soft 5, Weather: Fine, Rail Position: +4m Entire

Section	Overall	1000m	800m	600m	400m	200m							
Section Times	1:12.72 [5] (0:14.65)	0:58.07 [10] (0:11.33)	0:46.74 [11] (0:11.88)	0:34.86 [10] (0:11.48)	0:23.38 [11] (0:11.19)	0:12.19 [9] (0:12.19)							
Average Speed [km/h]	49.2	64.2	61.5	63.3	64.4	59.2							
Top Speed [km/h]	60.3	65.6	65.4	64.8	65.3	62.8							
Avg. Dist. to Rail [m]	8.2	3.1	2.5	2.2	6.1	3.5							
Avg. Stride Freq. [Hz]	2.2	2.4	2.3	2.4	2.4	2.3							
Avg. Stride Length [m]	6.1	7.5	7.2	7.4	7.4	7.0							



- [] Ranking at each section and finish
- .-.- No data available at this section
- NA No data available



Horse/Jockey Name	Bold Hussar
Final Rank	6
Fastest Section Time (Section)	0:11.15 (400m)
Top Speed [km/h] (Section)	66.5 (1000m)
Race State	Finished



Sunshine Coast QLD Professional

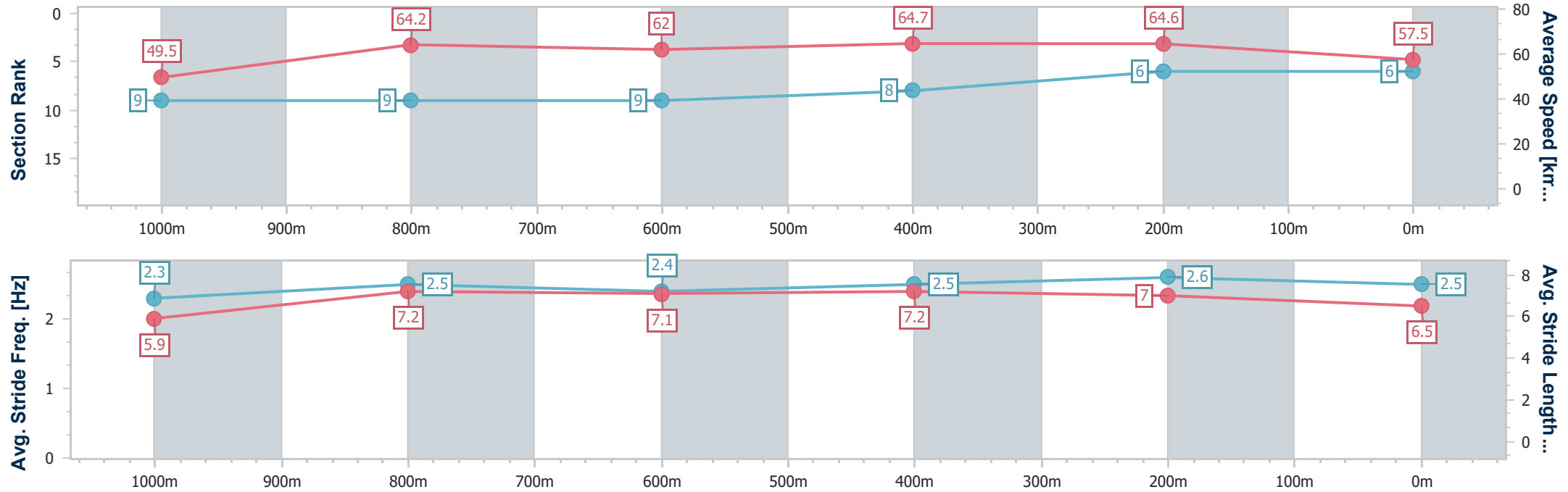
Race 8: AYRETON INDUSTRIES BENCHMARK 62 Handicap - 1200m

SCTC SUNSHINE COAST TURF CLUB

21 July 2024 - 16:43

Track Rating: Soft 5, Weather: Fine, Rail Position: +4m Entire

Section	Overall	1000m	800m	600m	400m	200m							
Section Times	1:12.74 [6] (0:14.55)	0:58.19 [9] (0:11.31)	0:46.88 [9] (0:11.85)	0:35.03 [9] (0:11.34)	0:23.69 [8] (0:11.15)	0:12.54 [6] (0:12.54)							
Average Speed [km/h]	49.5	64.2	62.0	64.7	64.6	57.5							
Top Speed [km/h]	61.2	66.5	64.7	65.5	66.1	62.1							
Avg. Dist. to Rail [m]	9.2	4.1	3.4	3.1	9.2	10.0							
Avg. Stride Freq. [Hz]	2.3	2.5	2.4	2.5	2.6	2.5							
Avg. Stride Length [m]	5.9	7.2	7.1	7.2	7.0	6.5							



[] Ranking at each section and finish
- - - - - No data available at this section
NA No data available



Horse/Jockey Name	Chilliwick
Final Rank	7
Fastest Section Time (Section)	0:11.29 (1000m)
Top Speed [km/h] (Section)	65.1 (1000m)
Race State	Finished



Sunshine Coast QLD Professional

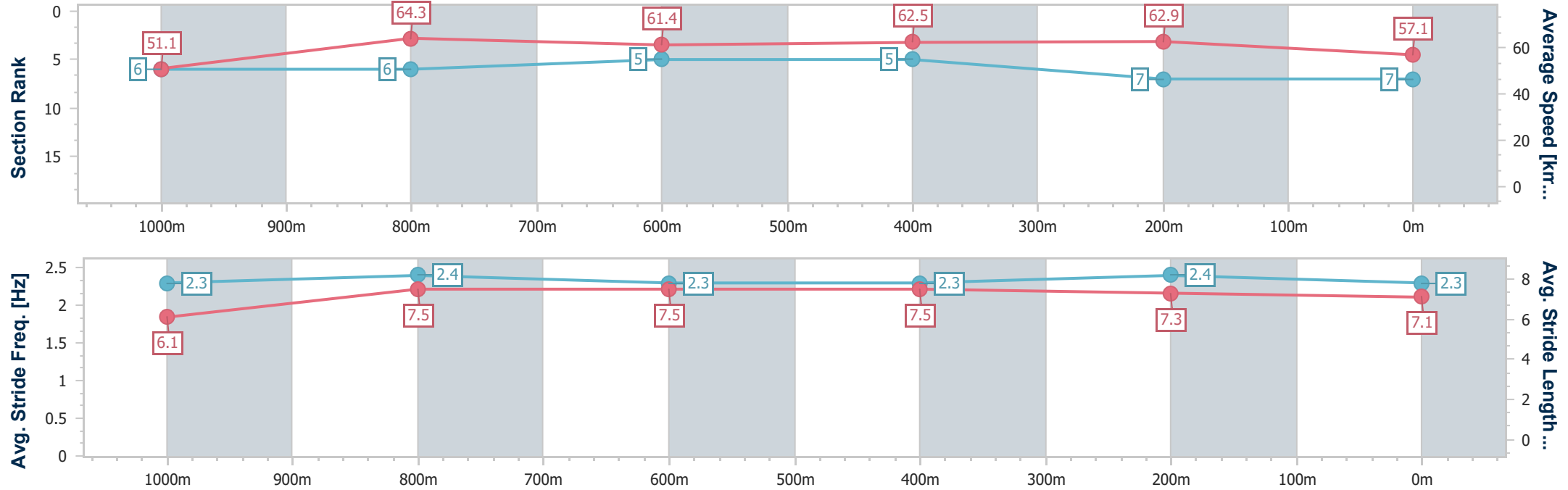
Race 8: AYRETON INDUSTRIES BENCHMARK 62 Handicap - 1200m

SCTC SUNSHINE COAST TURF CLUB

21 July 2024 - 16:43

Track Rating: Soft 5, Weather: Fine, Rail Position: +4m Entire

Section	Overall	1000m	800m	600m	400m	200m								
Section Times	1:12.91 [7] (0:14.12)	0:58.79 [6] (0:11.29)	0:47.50 [6] (0:11.85)	0:35.65 [5] (0:11.56)	0:24.09 [5] (0:11.45)	0:12.64 [7] (0:12.64)								
Average Speed [km/h]	51.1	64.3	61.4	62.5	62.9	57.1								
Top Speed [km/h]	63.3	65.1	63.3	63.7	64.1	61.7								
Avg. Dist. to Rail [m]	4.3	3.0	2.0	0.8	6.4	7.8								
Avg. Stride Freq. [Hz]	2.3	2.4	2.3	2.3	2.4	2.3								
Avg. Stride Length [m]	6.1	7.5	7.5	7.5	7.3	7.1								



- [] Ranking at each section and finish
- .-.- No data available at this section
- NA No data available



Horse/Jockey Name	Better Lad
Final Rank	8
Fastest Section Time (Section)	0:11.28 (1000m)
Top Speed [km/h] (Section)	65.1 (1000m)
Race State	Finished



Sunshine Coast QLD Professional

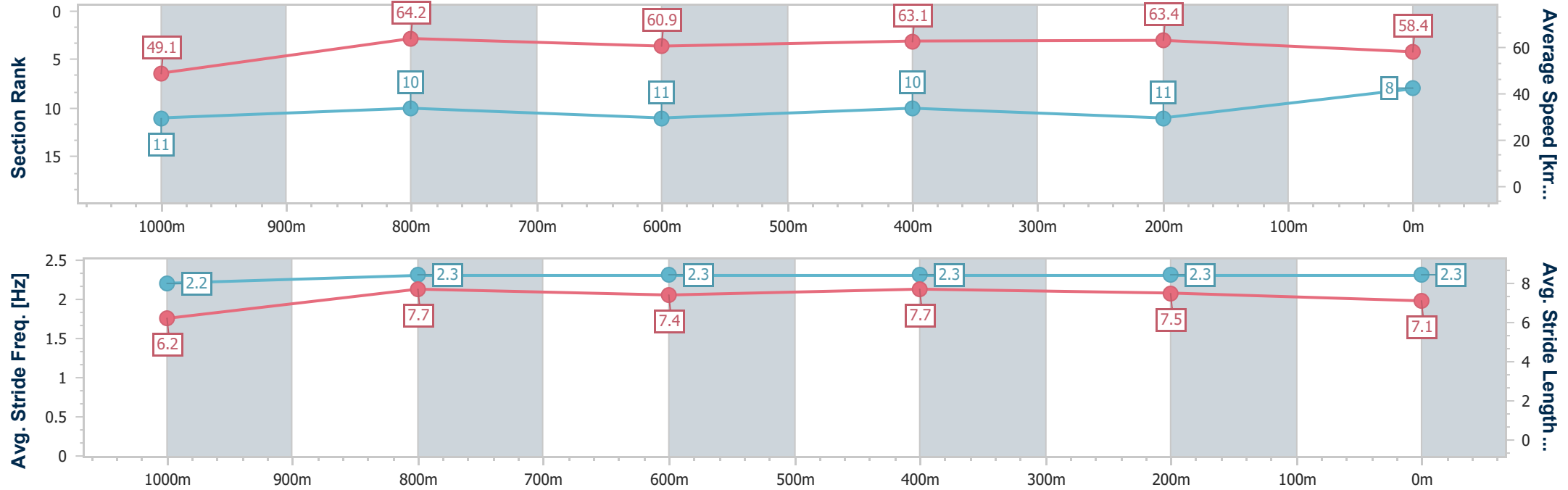
Race 8: AYRETON INDUSTRIES BENCHMARK 62 Handicap - 1200m

SCTC SUNSHINE COAST TURF CLUB

21 July 2024 - 16:43

Track Rating: Soft 5, Weather: Fine, Rail Position: +4m Entire

Section	Overall	1000m	800m	600m	400m	200m							
Section Times	1:12.96 [8] (0:14.65)	0:58.31 [11] (0:11.28)	0:47.03 [10] (0:11.95)	0:35.08 [11] (0:11.41)	0:23.67 [10] (0:11.35)	0:12.32 [11] (0:12.32)							
Average Speed [km/h]	49.1	64.2	60.9	63.1	63.4	58.4							
Top Speed [km/h]	61.5	65.1	63.9	64.4	64.6	61.5							
Avg. Dist. to Rail [m]	3.5	2.1	1.8	0.4	1.2	1.1							
Avg. Stride Freq. [Hz]	2.2	2.3	2.3	2.3	2.3	2.3							
Avg. Stride Length [m]	6.2	7.7	7.4	7.7	7.5	7.1							





Horse/Jockey Name	Galactic Legend
Final Rank	9
Fastest Section Time (Section)	0:11.25 (1000m)
Top Speed [km/h] (Section)	65.5 (1000m)
Race State	Finished



Sunshine Coast QLD Professional

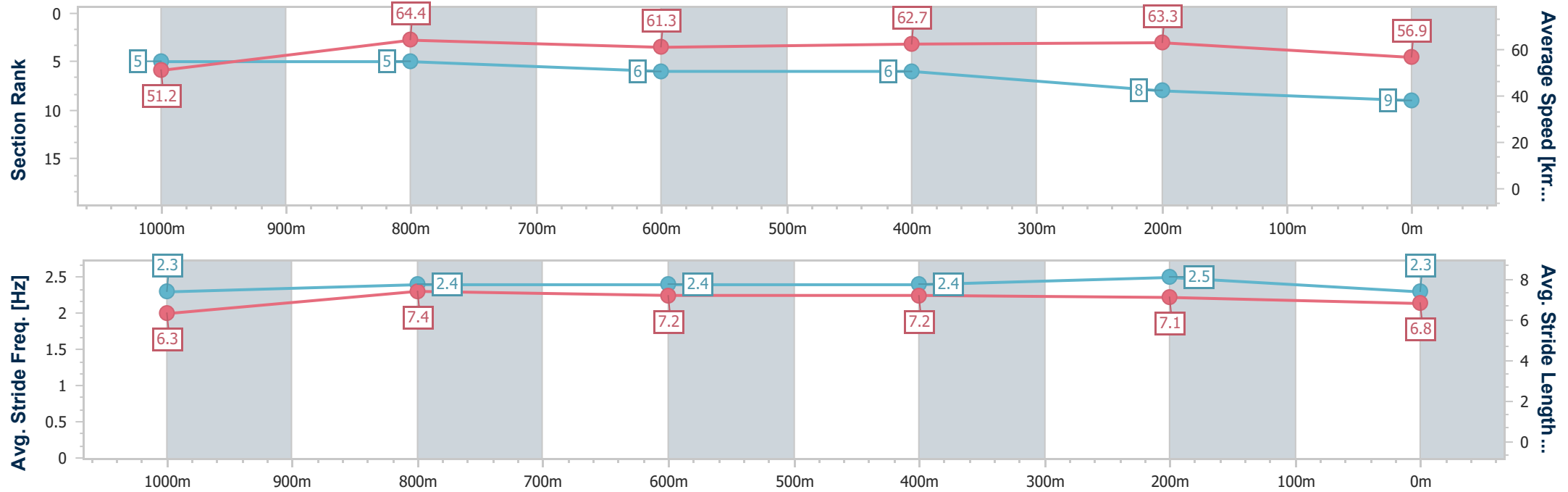
Race 8: AYRETON INDUSTRIES BENCHMARK 62 Handicap - 1200m

SCTC SUNSHINE COAST TURF CLUB

21 July 2024 - 16:43

Track Rating: Soft 5, Weather: Fine, Rail Position: +4m Entire

Section	Overall	1000m	800m	600m	400m	200m							
Section Times	1:12.96 [9] (0:14.09)	0:58.87 [5] (0:11.25)	0:47.62 [5] (0:11.99)	0:35.63 [6] (0:11.61)	0:24.02 [6] (0:11.41)	0:12.61 [8] (0:12.61)							
Average Speed [km/h]	51.2	64.4	61.3	62.7	63.3	56.9							
Top Speed [km/h]	63.0	65.5	63.4	64.8	64.2	61.7							
Avg. Dist. to Rail [m]	7.0	3.2	3.1	1.9	7.4	8.3							
Avg. Stride Freq. [Hz]	2.3	2.4	2.4	2.4	2.5	2.3							
Avg. Stride Length [m]	6.3	7.4	7.2	7.2	7.1	6.8							





Horse/Jockey Name	Masterplan
Final Rank	10
Fastest Section Time (Section)	0:11.34 (1000m)
Top Speed [km/h] (Section)	64.7 (1000m)
Race State	Finished



Sunshine Coast QLD Professional

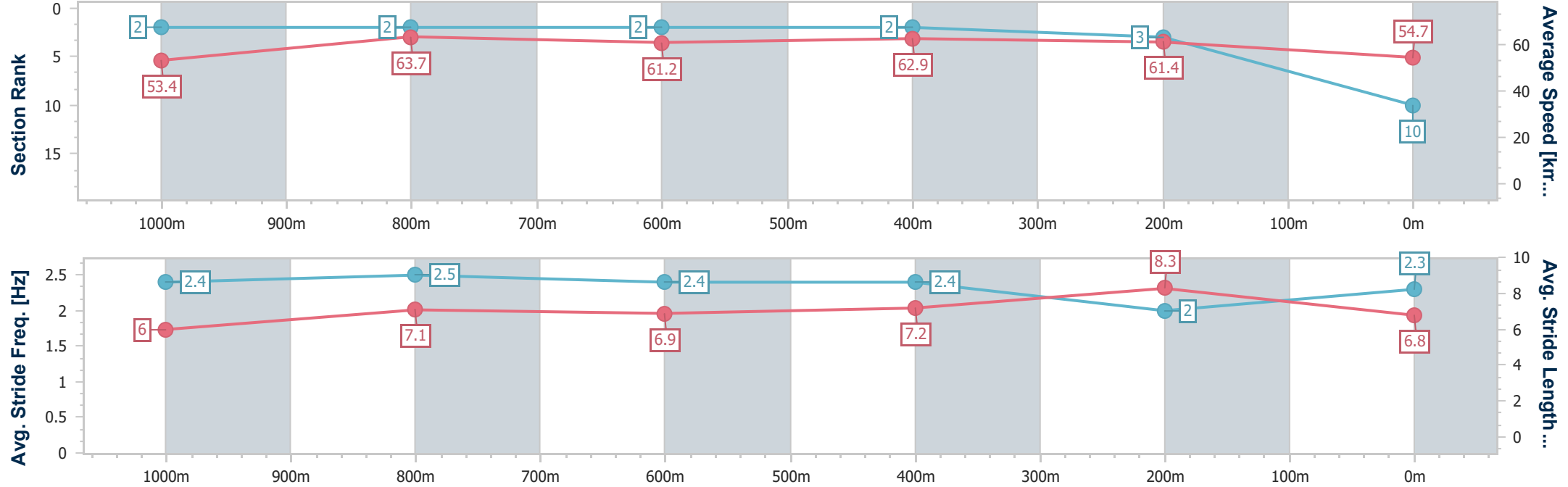
Race 8: AYRETON INDUSTRIES BENCHMARK 62 Handicap - 1200m

SCTC SUNSHINE COAST TURF CLUB

21 July 2024 - 16:43

Track Rating: Soft 5, Weather: Fine, Rail Position: +4m Entire

Section	Overall	1000m	800m	600m	400m	200m							
Section Times	1:13.26 [10] (0:13.56)	0:59.70 [2] (0:11.34)	0:48.36 [2] (0:11.90)	0:36.46 [2] (0:11.52)	0:24.94 [2] (0:11.77)	0:13.17 [3] (0:13.17)							
Average Speed [km/h]	53.4	63.7	61.2	62.9	61.4	54.7							
Top Speed [km/h]	64.4	64.7	62.3	63.6	63.4	58.8							
Avg. Dist. to Rail [m]	8.0	2.4	2.3	1.3	6.0	6.6							
Avg. Stride Freq. [Hz]	2.4	2.5	2.4	2.4	2.0	2.3							
Avg. Stride Length [m]	6.0	7.1	6.9	7.2	8.3	6.8							





Horse/Jockey Name	Three Gongs
Final Rank	11
Fastest Section Time (Section)	0:11.32 (1000m)
Top Speed [km/h] (Section)	64.8 (1000m)
Race State	Finished



Sunshine Coast QLD Professional

Race 8: AYRETON INDUSTRIES BENCHMARK 62 Handicap - 1200m

21 July 2024 - 16:43

Track Rating: Soft 5, Weather: Fine, Rail Position: +4m Entire

SCTC SUNSHINE COAST TURF CLUB

Section	Overall	1000m	800m	600m	400m	200m							
Section Times	1:13.47 [11] (0:14.43)	0:59.04 [7] (0:11.32)	0:47.72 [7] (0:11.86)	0:35.86 [7] (0:11.41)	0:24.45 [7] (0:11.54)	0:12.91 [10] (0:12.91)							
Average Speed [km/h]	49.8	64.0	61.1	63.4	62.5	55.7							
Top Speed [km/h]	62.5	64.8	62.5	64.3	63.8	60.4							
Avg. Dist. to Rail [m]	3.2	2.1	1.6	0.7	3.5	2.8							
Avg. Stride Freq. [Hz]	2.3	2.3	2.3	2.3	2.3	2.2							
Avg. Stride Length [m]	6.0	7.8	7.5	7.7	7.4	7.0							

