



Ladbroke's Cannon Park QLD Professional
Race 1: LADBROKES GOVERNORS CUP BENCHMARK 70 Handicap -
1500m

13 September 2024 - 12:08



Track Rating: Soft 5, Weather: Fine, Rail Position: True

| Section | | | | | Overall | 1400m | 1200m | 1000m | 800m | 600m | 400m | Last 600m | | |
|-------------|-----|--------------------|---------|---------------------|----------------------|----------------------|----------------------|----------------------|----------------------|----------------------|----------------------|-------------|---------|---------------------------|
| Field Times | | | | | 1:28.79 (0:08.29) | 1:20.50 (0:11.10) | 1:09.40 (0:11.22) | 0:58.18 (0:11.72) | 0:46.46 (0:11.58) | 0:34.88 (0:11.66) | 0:23.22 (0:11.43) | 0:34.88 | | |
| Rank | TAB | Horse/Jockey | Barrier | Top Speed [km/h] | Fastest Section | | | | | | | | | Distance Travelled [m] |
| 1 | 2 | STATS | 2 | 65.9 | 0:08.82 | 1:28.79 [1] | 1:19.97 [6] | 1:08.82 [6] | 0:57.64 [6] | 0:45.83 [5] | 0:34.49 [3] | 0:23.11 [3] | 0:34.49 | |
| | | Ryan Wiggins | | 1200m | Overall | (0:08.82) | (0:11.15) | (0:11.18) | (0:11.81) | (0:11.34) | (0:11.38) | (0:11.44) | | |
| 2 | 10 | LOBURN LASS | 5 | 66.2 | 0:08.29 | 1:28.80 [2] | 1:20.51 [1] | 1:09.41 [1] | 0:58.19 [1] | 0:46.47 [1] | 0:34.89 [1] | 0:23.23 [1] | 0:34.89 | -7 |
| | | Lacey Morrison | | 1400m | Overall | (0:08.29) | (0:11.10) | (0:11.22) | (0:11.72) | (0:11.58) | (0:11.66) | (0:11.43) | | |
| 3 | 6 | KNIFE'S EDGE | 8 | 66.5 | 0:09.19 | 1:29.05 [3] | 1:19.86 [8] | 1:08.69 [8] | 0:57.65 [8] | 0:45.82 [8] | 0:34.42 [8] | 0:22.96 [6] | 0:34.42 | -9 |
| | | Jake Pracey-Holmes | | 400m | Overall | (0:09.19) | (0:11.17) | (0:11.04) | (0:11.83) | (0:11.40) | (0:11.46) | (0:11.33) | | |
| 4 | 4 | SAVVY SOVEREIGN | 4 | 65.8 | 0:08.41 | 1:29.38 [4] | 1:20.97 [4] | 1:09.87 [3] | 0:58.47 [3] | 0:46.67 [3] | 0:35.07 [4] | 0:23.42 [4] | 0:35.07 | -5 |
| | | Justin Huxtable | | 1400m | Overall | (0:08.41) | (0:11.10) | (0:11.40) | (0:11.80) | (0:11.60) | (0:11.65) | (0:11.39) | | |
| 5 | 5 | UNDER THE LIMIT | 9 | 66.0 | 0:08.29 | 1:29.67 [5] | 1:21.38 [2] | 1:10.22 [2] | 0:59.05 [2] | 0:47.25 [2] | 0:35.71 [2] | 0:24.10 [2] | 0:35.71 | +0 |
| | | Gabrielle Semmens | | 1200m | Overall | (0:08.29) | (0:11.15) | (0:11.35) | (0:11.80) | (0:11.54) | (0:11.61) | (0:11.93) | | |
| 6 | 11 | TOFF ROCKS | 11 | 65.7 | 0:08.90 | 1:30.21 [6] | 1:21.31 [7] | 1:10.06 [7] | 0:58.95 [7] | 0:47.06 [7] | 0:35.64 [7] | 0:24.16 [5] | 0:35.64 | -4 |
| | | Pietro Romeo | | 600m | Overall | (0:08.90) | (0:11.25) | (0:11.11) | (0:11.89) | (0:11.42) | (0:11.48) | (0:11.83) | | |
| 7 | 3 | VIVENZO | 1 | 64.4 | 0:08.40 | 1:30.23 [7] | 1:21.83 [3] | 1:10.71 [4] | 0:59.11 [5] | 0:47.12 [6] | 0:35.68 [6] | 0:24.13 [7] | 0:35.45 | -3 |
| | | Graham Kliese | | 600m | Overall | (0:08.40) | (0:11.12) | (0:11.60) | (0:11.97) | (0:11.44) | (0:11.32) | (0:11.82) | | |
| 8 | 9 | SO DAPPER | 6 | 65.9 | 0:08.78 | 1:30.92 [8] | 1:22.14 [5] | 1:10.99 [5] | 0:59.86 [4] | 0:48.11 [4] | 0:36.54 [5] | 0:24.80 [8] | 0:36.54 | +5 |
| | | Isabella Teh | | 1200m | Overall | (0:08.78) | (0:11.15) | (0:11.13) | (0:11.75) | (0:11.57) | (0:11.74) | (0:12.12) | | |

Scratched: For Valour (#1), Bring Me Flowers (#7), Choir Boy (#8)



Ladbroke's Cannon Park QLD Professional
Race 1: LADBROKES GOVERNORS CUP BENCHMARK 70 Handicap -
1500m

13 September 2024 - 12:08



Track Rating: Soft 5, Weather: Fine, Rail Position: True

| Section Field Times | | | | 200m 0:11.79 (0:11.79) | | Last 600m 0:34.88 | | | |
|------------------------|-----|--------------------|---------|------------------------------|--------------------|----------------------|---------|--|---------------------------|
| Rank | TAB | Horse/Jockey | Barrier | Top Speed [km/h] | Fastest Section | Margin | | | Distance Travelled [m] |
| 1 | 2 | STATS | 2 | 65.9 | 0:08.82 | 0:11.67 [2] | 1:28.79 | | 0:34.49 |
| | | Ryan Wiggins | | 1200m | Overall | (0:11.67) | | | |
| 2 | 10 | LOBURN LASS | 5 | 66.2 | 0:08.29 | 0:11.80 [1] | 0.03L | | 0:34.89 -7 |
| | | Lacey Morrison | | 1400m | Overall | (0:11.80) | | | |
| 3 | 6 | KNIFE'S EDGE | 8 | 66.5 | 0:09.19 | 0:11.63 [4] | 1.5L | | 0:34.42 -9 |
| | | Jake Pracey-Holmes | | 400m | Overall | (0:11.63) | | | |
| 4 | 4 | SAVVY SOVEREIGN | 4 | 65.8 | 0:08.41 | 0:12.03 [3] | 3.42L | | 0:35.07 -5 |
| | | Justin Huxtable | | 1400m | Overall | (0:12.03) | | | |
| 5 | 5 | UNDER THE LIMIT | 9 | 66.0 | 0:08.29 | 0:12.17 [5] | 5.15L | | 0:35.71 +0 |
| | | Gabrielle Semmens | | 1200m | Overall | (0:12.17) | | | |
| 6 | 11 | TOFF ROCKS | 11 | 65.7 | 0:08.90 | 0:12.33 [6] | 8.33L | | 0:35.64 -4 |
| | | Pietro Romeo | | 600m | Overall | (0:12.33) | | | |
| 7 | 3 | VIVENZO | 1 | 64.4 | 0:08.40 | 0:12.31 [7] | 8.43L | | 0:35.45 -3 |
| | | Graham Kliese | | 600m | Overall | (0:12.31) | | | |
| 8 | 9 | SO DAPPER | 6 | 65.9 | 0:08.78 | 0:12.68 [8] | 12.52L | | 0:36.54 +5 |
| | | Isabella Teh | | 1200m | Overall | (0:12.68) | | | |

Scratched: For Valour (#1), Bring Me Flowers (#7), Choir Boy (#8)



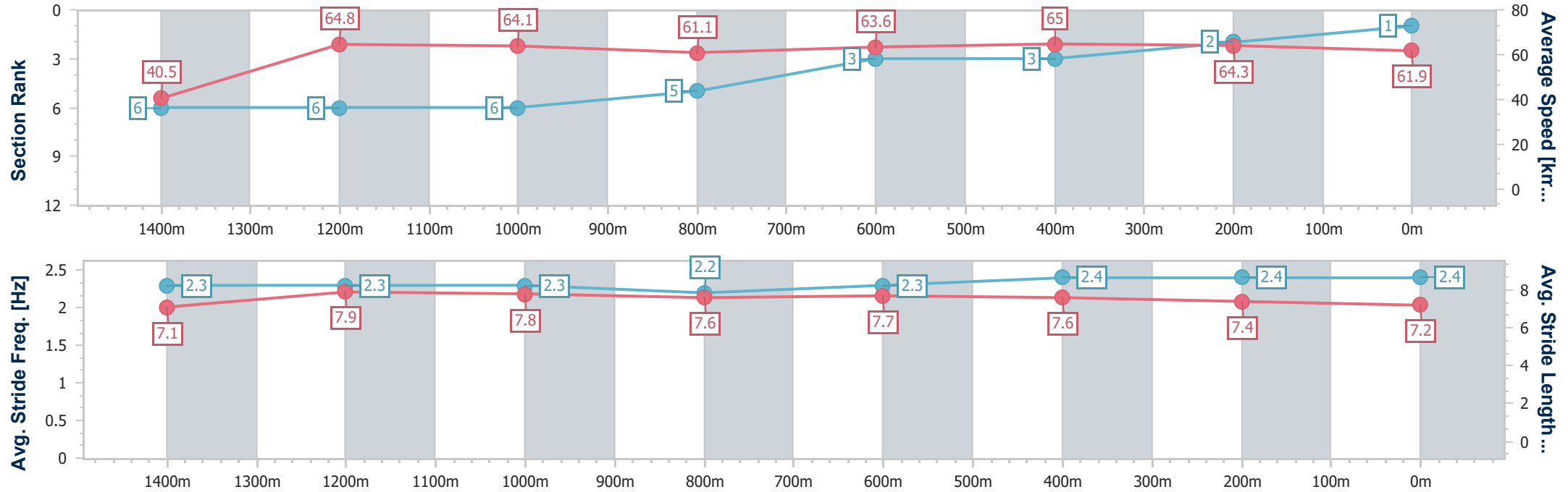
| | |
|--------------------------------|-------------------|
| Horse/Jockey Name | Stats |
| Final Rank | 1 |
| Fastest Section Time (Section) | 0:08.82 (Overall) |
| Top Speed [km/h] (Section) | 65.9 (1200m) |
| Race State | Finished |



Ladbroke's Cannon Park QLD Professional
Race 1: LADBROKES GOVERNORS CUP BENCHMARK 70
Handicap - 1500m
13 September 2024 - 12:08
Track Rating: Soft 5, Weather: Fine, Rail Position: True



| Section | Overall | 1400m | 1200m | 1000m | 800m | 600m | 400m | 200m | | | | | |
|------------------------|--------------------------|--------------------------|--------------------------|--------------------------|--------------------------|--------------------------|--------------------------|--------------------------|--|--|--|--|--|
| Section Times | 1:28.79 [1] (0:08.82) | 1:19.97 [6] (0:11.15) | 1:08.82 [6] (0:11.18) | 0:57.64 [6] (0:11.81) | 0:45.83 [5] (0:11.34) | 0:34.49 [3] (0:11.38) | 0:23.11 [3] (0:11.44) | 0:11.67 [2] (0:11.67) | | | | | |
| Average Speed [km/h] | 40.5 | 64.8 | 64.1 | 61.1 | 63.6 | 65.0 | 64.3 | 61.9 | | | | | |
| Top Speed [km/h] | 62.9 | 65.4 | 65.9 | 62.3 | 65.3 | 65.6 | 65.2 | 65.1 | | | | | |
| Avg. Dist. to Rail [m] | 0.5 | 2.0 | 0.8 | 1.2 | 2.4 | 3.7 | 9.2 | 6.6 | | | | | |
| Avg. Stride Freq. [Hz] | 2.3 | 2.3 | 2.3 | 2.2 | 2.3 | 2.4 | 2.4 | 2.4 | | | | | |
| Avg. Stride Length [m] | 7.1 | 7.9 | 7.8 | 7.6 | 7.7 | 7.6 | 7.4 | 7.2 | | | | | |





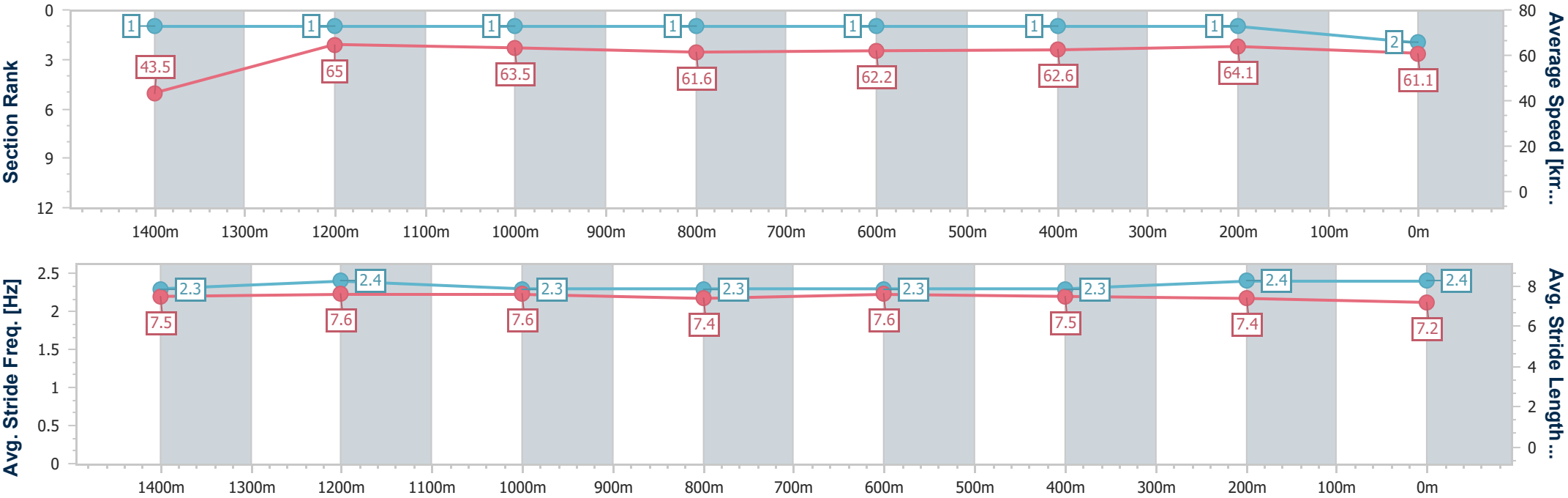
| | |
|--------------------------------|-------------------|
| Horse/Jockey Name | Loburn Lass |
| Final Rank | 2 |
| Fastest Section Time (Section) | 0:08.29 (Overall) |
| Top Speed [km/h] (Section) | 66.2 (1400m) |
| Race State | Finished |



Ladbroke's Cannon Park QLD Professional
Race 1: LADBROKES GOVERNORS CUP BENCHMARK 70
Handicap - 1500m
13 September 2024 - 12:08
Track Rating: Soft 5, Weather: Fine, Rail Position: True



| Section | Overall | 1400m | 1200m | 1000m | 800m | 600m | 400m | 200m | | | | | |
|------------------------|--------------------------|--------------------------|--------------------------|--------------------------|--------------------------|--------------------------|--------------------------|--------------------------|--|--|--|--|--|
| Section Times | 1:28.80 [2] (0:08.29) | 1:20.51 [1] (0:11.10) | 1:09.41 [1] (0:11.22) | 0:58.19 [1] (0:11.72) | 0:46.47 [1] (0:11.58) | 0:34.89 [1] (0:11.66) | 0:23.23 [1] (0:11.43) | 0:11.80 [1] (0:11.80) | | | | | |
| Average Speed [km/h] | 43.5 | 65.0 | 63.5 | 61.6 | 62.2 | 62.6 | 64.1 | 61.1 | | | | | |
| Top Speed [km/h] | 61.6 | 66.2 | 64.9 | 62.5 | 62.8 | 65.2 | 65.2 | 63.7 | | | | | |
| Avg. Dist. to Rail [m] | 3.4 | 1.1 | 2.4 | 1.6 | 2.1 | 2.2 | 6.4 | 4.8 | | | | | |
| Avg. Stride Freq. [Hz] | 2.3 | 2.4 | 2.3 | 2.3 | 2.3 | 2.3 | 2.4 | 2.4 | | | | | |
| Avg. Stride Length [m] | 7.5 | 7.6 | 7.6 | 7.4 | 7.6 | 7.5 | 7.4 | 7.2 | | | | | |





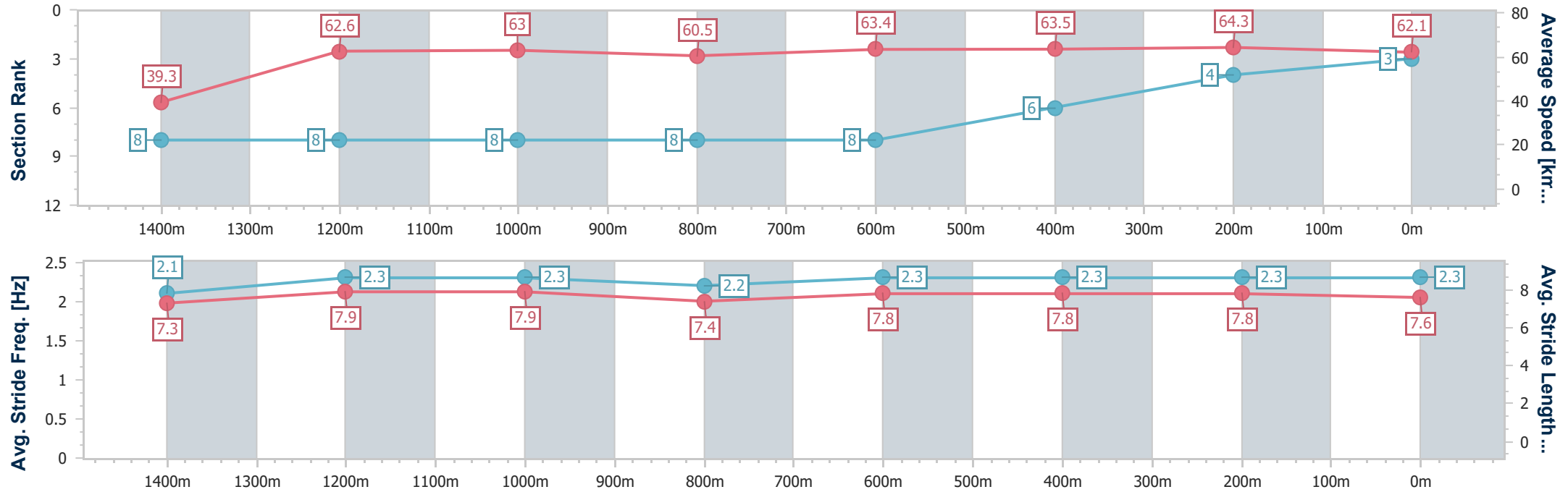
| | |
|--------------------------------|-------------------|
| Horse/Jockey Name | Knife's Edge |
| Final Rank | 3 |
| Fastest Section Time (Section) | 0:09.19 (Overall) |
| Top Speed [km/h] (Section) | 66.5 (400m) |
| Race State | Finished |



Ladbroke's Cannon Park QLD Professional
Race 1: LADBROKES GOVERNORS CUP BENCHMARK 70
Handicap - 1500m
13 September 2024 - 12:08
Track Rating: Soft 5, Weather: Fine, Rail Position: True



| Section | Overall | 1400m | 1200m | 1000m | 800m | 600m | 400m | 200m | | | | | |
|------------------------|--------------------------|--------------------------|--------------------------|--------------------------|--------------------------|--------------------------|--------------------------|--------------------------|--|--|--|--|--|
| Section Times | 1:29.05 [3] (0:09.19) | 1:19.86 [8] (0:11.17) | 1:08.69 [8] (0:11.04) | 0:57.65 [8] (0:11.83) | 0:45.82 [8] (0:11.40) | 0:34.42 [8] (0:11.46) | 0:22.96 [6] (0:11.33) | 0:11.63 [4] (0:11.63) | | | | | |
| Average Speed [km/h] | 39.3 | 62.6 | 63.0 | 60.5 | 63.4 | 63.5 | 64.3 | 62.1 | | | | | |
| Top Speed [km/h] | 60.8 | 63.7 | 64.1 | 63.7 | 65.1 | 65.0 | 66.5 | 63.9 | | | | | |
| Avg. Dist. to Rail [m] | 1.8 | 2.4 | 2.3 | 1.8 | 1.4 | 1.6 | 3.1 | 3.3 | | | | | |
| Avg. Stride Freq. [Hz] | 2.1 | 2.3 | 2.3 | 2.2 | 2.3 | 2.3 | 2.3 | 2.3 | | | | | |
| Avg. Stride Length [m] | 7.3 | 7.9 | 7.9 | 7.4 | 7.8 | 7.8 | 7.8 | 7.6 | | | | | |





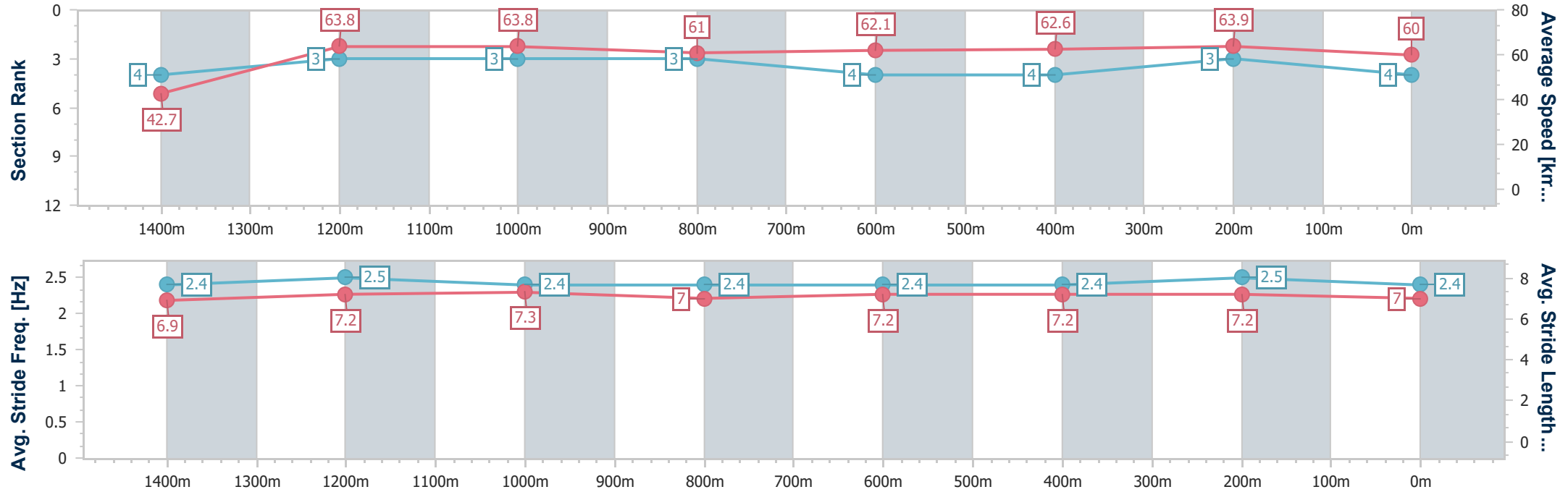
| | |
|--------------------------------|-------------------|
| Horse/Jockey Name | Savvy Sovereign |
| Final Rank | 4 |
| Fastest Section Time (Section) | 0:08.41 (Overall) |
| Top Speed [km/h] (Section) | 65.8 (1400m) |
| Race State | Finished |



Ladbroke's Cannon Park QLD Professional
Race 1: LADBROKES GOVERNORS CUP BENCHMARK 70
Handicap - 1500m
13 September 2024 - 12:08
Track Rating: Soft 5, Weather: Fine, Rail Position: True



| Section | Overall | 1400m | 1200m | 1000m | 800m | 600m | 400m | 200m | | | | | |
|------------------------|--------------------------|--------------------------|--------------------------|--------------------------|--------------------------|--------------------------|--------------------------|--------------------------|--|--|--|--|--|
| Section Times | 1:29.38 [4] (0:08.41) | 1:20.97 [4] (0:11.10) | 1:09.87 [3] (0:11.40) | 0:58.47 [3] (0:11.80) | 0:46.67 [3] (0:11.60) | 0:35.07 [4] (0:11.65) | 0:23.42 [4] (0:11.39) | 0:12.03 [3] (0:12.03) | | | | | |
| Average Speed [km/h] | 42.7 | 63.8 | 63.8 | 61.0 | 62.1 | 62.6 | 63.9 | 60.0 | | | | | |
| Top Speed [km/h] | 60.6 | 65.8 | 65.7 | 62.0 | 62.9 | 64.7 | 64.8 | 63.2 | | | | | |
| Avg. Dist. to Rail [m] | 1.0 | 2.7 | 1.8 | 1.9 | 3.3 | 2.5 | 4.3 | 4.6 | | | | | |
| Avg. Stride Freq. [Hz] | 2.4 | 2.5 | 2.4 | 2.4 | 2.4 | 2.4 | 2.5 | 2.4 | | | | | |
| Avg. Stride Length [m] | 6.9 | 7.2 | 7.3 | 7.0 | 7.2 | 7.2 | 7.2 | 7.0 | | | | | |





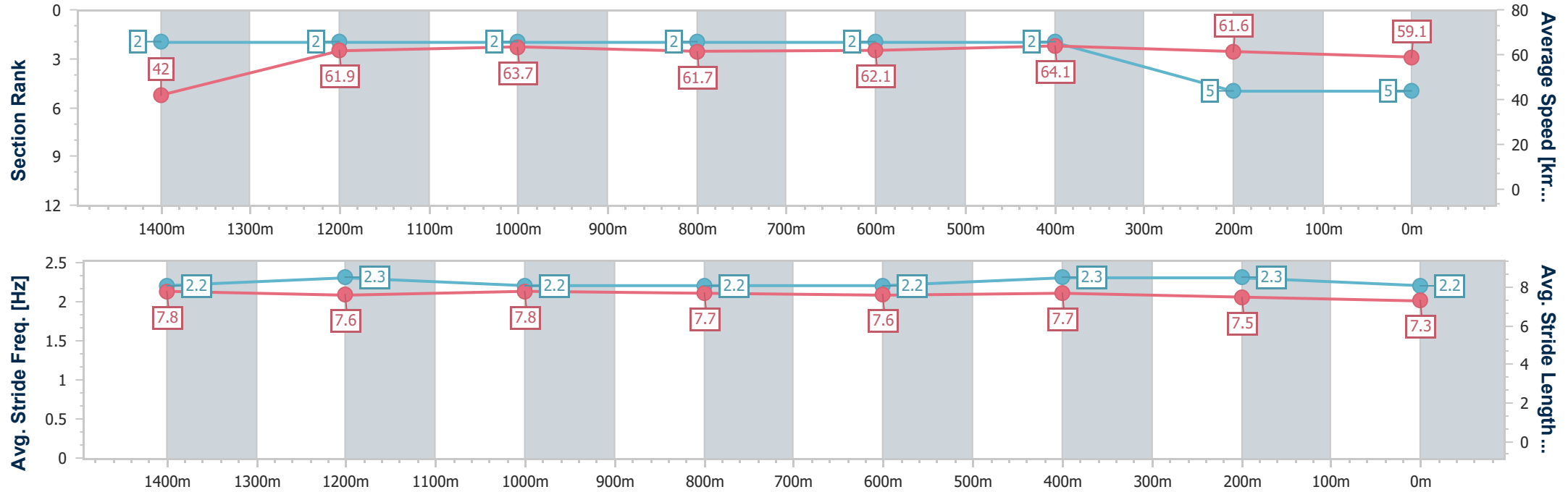
| | |
|--------------------------------|-------------------|
| Horse/Jockey Name | Under The Limit |
| Final Rank | 5 |
| Fastest Section Time (Section) | 0:08.29 (Overall) |
| Top Speed [km/h] (Section) | 66.0 (1200m) |
| Race State | Finished |



Ladbrokes Cannon Park QLD Professional
Race 1: LADBROKES GOVERNORS CUP BENCHMARK 70
Handicap - 1500m
13 September 2024 - 12:08
Track Rating: Soft 5, Weather: Fine, Rail Position: True



| Section | Overall | 1400m | 1200m | 1000m | 800m | 600m | 400m | 200m | | | | | |
|------------------------|--------------------------|--------------------------|--------------------------|--------------------------|--------------------------|--------------------------|--------------------------|--------------------------|--|--|--|--|--|
| Section Times | 1:29.67 [5] (0:08.29) | 1:21.38 [2] (0:11.15) | 1:10.22 [2] (0:11.35) | 0:59.05 [2] (0:11.80) | 0:47.25 [2] (0:11.54) | 0:35.71 [2] (0:11.61) | 0:24.10 [2] (0:11.93) | 0:12.17 [5] (0:12.17) | | | | | |
| Average Speed [km/h] | 42.0 | 61.9 | 63.7 | 61.7 | 62.1 | 64.1 | 61.6 | 59.1 | | | | | |
| Top Speed [km/h] | 59.1 | 64.5 | 66.0 | 63.3 | 63.5 | 64.9 | 63.4 | 61.8 | | | | | |
| Avg. Dist. to Rail [m] | 3.6 | 1.5 | 1.0 | 2.1 | 5.1 | 4.8 | 8.5 | 8.9 | | | | | |
| Avg. Stride Freq. [Hz] | 2.2 | 2.3 | 2.2 | 2.2 | 2.2 | 2.3 | 2.3 | 2.2 | | | | | |
| Avg. Stride Length [m] | 7.8 | 7.6 | 7.8 | 7.7 | 7.6 | 7.7 | 7.5 | 7.3 | | | | | |





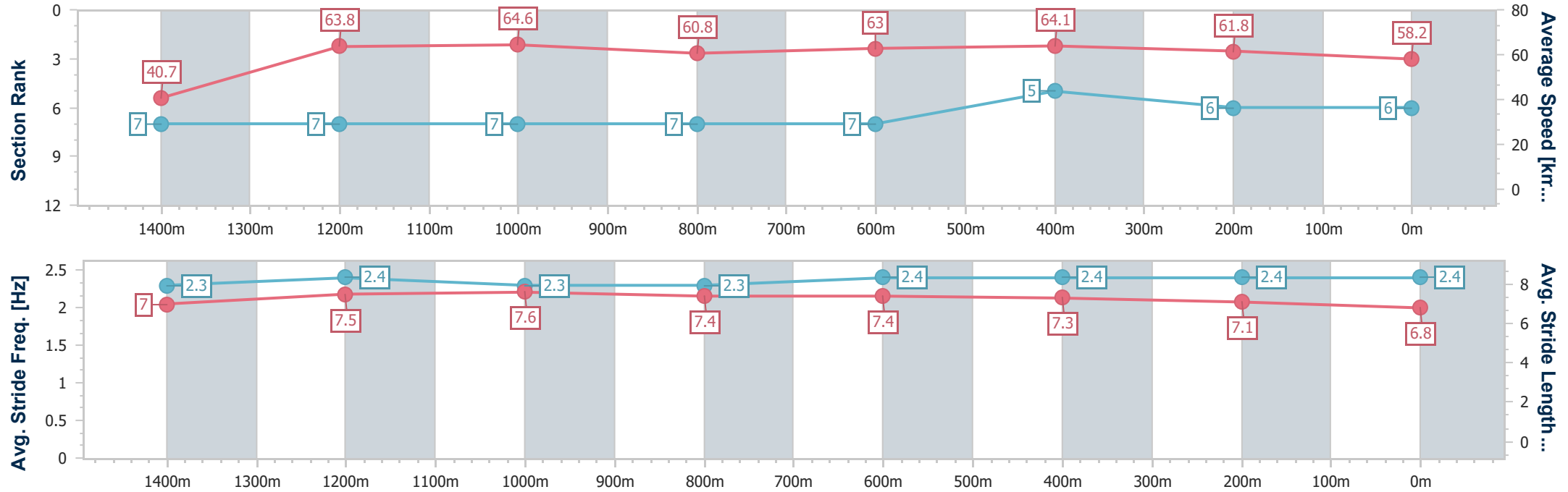
| | |
|--------------------------------|-------------------|
| Horse/Jockey Name | Toff Rocks |
| Final Rank | 6 |
| Fastest Section Time (Section) | 0:08.90 (Overall) |
| Top Speed [km/h] (Section) | 65.7 (600m) |
| Race State | Finished |



Ladbroke's Cannon Park QLD Professional
Race 1: LADBROKES GOVERNORS CUP BENCHMARK 70
Handicap - 1500m
13 September 2024 - 12:08
Track Rating: Soft 5, Weather: Fine, Rail Position: True



| Section | Overall | 1400m | 1200m | 1000m | 800m | 600m | 400m | 200m | | | | | |
|------------------------|--------------------------|--------------------------|--------------------------|--------------------------|--------------------------|--------------------------|--------------------------|--------------------------|--|--|--|--|--|
| Section Times | 1:30.21 [6] (0:08.90) | 1:21.31 [7] (0:11.25) | 1:10.06 [7] (0:11.11) | 0:58.95 [7] (0:11.89) | 0:47.06 [7] (0:11.42) | 0:35.64 [7] (0:11.48) | 0:24.16 [5] (0:11.83) | 0:12.33 [6] (0:12.33) | | | | | |
| Average Speed [km/h] | 40.7 | 63.8 | 64.6 | 60.8 | 63.0 | 64.1 | 61.8 | 58.2 | | | | | |
| Top Speed [km/h] | 61.1 | 65.5 | 65.5 | 62.2 | 64.6 | 65.7 | 62.7 | 60.7 | | | | | |
| Avg. Dist. to Rail [m] | 2.9 | 2.4 | 1.3 | 1.4 | 2.9 | 3.3 | 7.5 | 9.3 | | | | | |
| Avg. Stride Freq. [Hz] | 2.3 | 2.4 | 2.3 | 2.3 | 2.4 | 2.4 | 2.4 | 2.4 | | | | | |
| Avg. Stride Length [m] | 7.0 | 7.5 | 7.6 | 7.4 | 7.4 | 7.3 | 7.1 | 6.8 | | | | | |





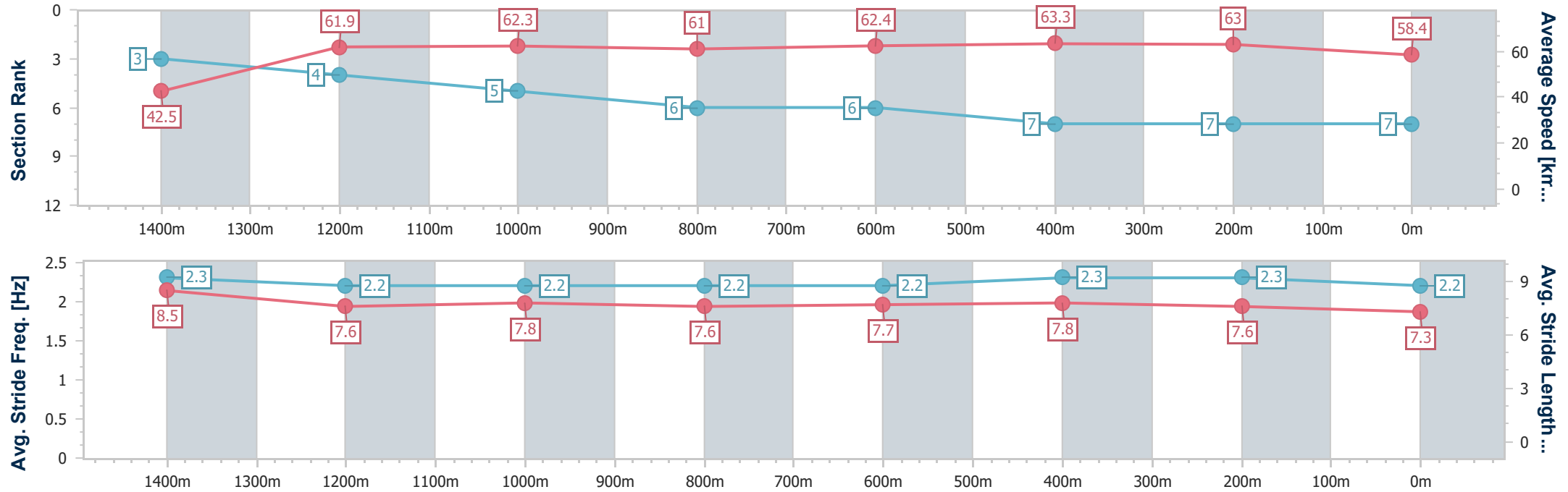
| | |
|--------------------------------|-------------------|
| Horse/Jockey Name | Vivenzo |
| Final Rank | 7 |
| Fastest Section Time (Section) | 0:08.40 (Overall) |
| Top Speed [km/h] (Section) | 64.4 (600m) |
| Race State | Finished |



Ladbroke's Cannon Park QLD Professional
Race 1: LADBROKES GOVERNORS CUP BENCHMARK 70
Handicap - 1500m
13 September 2024 - 12:08
Track Rating: Soft 5, Weather: Fine, Rail Position: True



| Section | Overall | 1400m | 1200m | 1000m | 800m | 600m | 400m | 200m | | | | | |
|------------------------|--------------------------|--------------------------|--------------------------|--------------------------|--------------------------|--------------------------|--------------------------|--------------------------|--|--|--|--|--|
| Section Times | 1:30.23 [7] (0:08.40) | 1:21.83 [3] (0:11.12) | 1:10.71 [4] (0:11.60) | 0:59.11 [5] (0:11.97) | 0:47.12 [6] (0:11.44) | 0:35.68 [6] (0:11.32) | 0:24.13 [7] (0:11.82) | 0:12.31 [7] (0:12.31) | | | | | |
| Average Speed [km/h] | 42.5 | 61.9 | 62.3 | 61.0 | 62.4 | 63.3 | 63.0 | 58.4 | | | | | |
| Top Speed [km/h] | 56.4 | 62.9 | 63.8 | 62.4 | 63.9 | 64.4 | 64.3 | 60.4 | | | | | |
| Avg. Dist. to Rail [m] | 7.9 | 6.9 | 5.4 | 4.2 | 4.8 | 3.2 | 6.6 | 9.5 | | | | | |
| Avg. Stride Freq. [Hz] | 2.3 | 2.2 | 2.2 | 2.2 | 2.2 | 2.3 | 2.3 | 2.2 | | | | | |
| Avg. Stride Length [m] | 8.5 | 7.6 | 7.8 | 7.6 | 7.7 | 7.8 | 7.6 | 7.3 | | | | | |





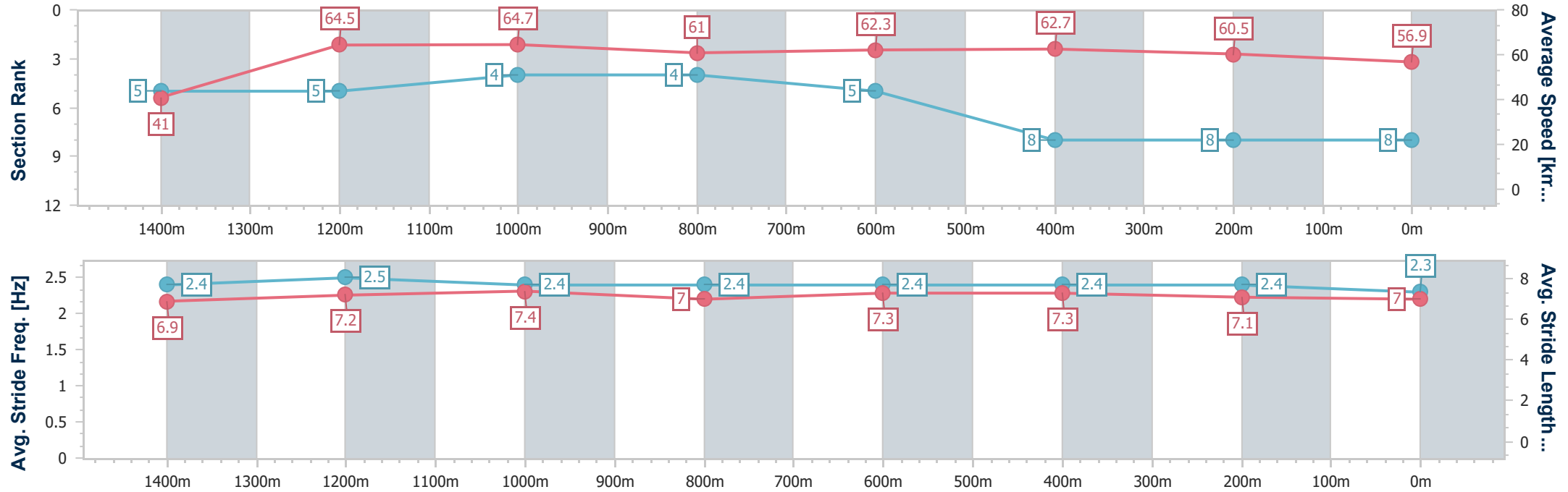
| | |
|--------------------------------|-------------------|
| Horse/Jockey Name | So Dapper |
| Final Rank | 8 |
| Fastest Section Time (Section) | 0:08.78 (Overall) |
| Top Speed [km/h] (Section) | 65.9 (1200m) |
| Race State | Finished |



Ladbroke's Cannon Park QLD Professional
Race 1: LADBROKES GOVERNORS CUP BENCHMARK 70
Handicap - 1500m
13 September 2024 - 12:08
Track Rating: Soft 5, Weather: Fine, Rail Position: True



| Section | Overall | 1400m | 1200m | 1000m | 800m | 600m | 400m | 200m | | | | | |
|------------------------|--------------------------|--------------------------|--------------------------|--------------------------|--------------------------|--------------------------|--------------------------|--------------------------|--|--|--|--|--|
| Section Times | 1:30.92 [8] (0:08.78) | 1:22.14 [5] (0:11.15) | 1:10.99 [5] (0:11.13) | 0:59.86 [4] (0:11.75) | 0:48.11 [4] (0:11.57) | 0:36.54 [5] (0:11.74) | 0:24.80 [8] (0:12.12) | 0:12.68 [8] (0:12.68) | | | | | |
| Average Speed [km/h] | 41.0 | 64.5 | 64.7 | 61.0 | 62.3 | 62.7 | 60.5 | 56.9 | | | | | |
| Top Speed [km/h] | 62.1 | 65.5 | 65.9 | 62.3 | 64.2 | 63.8 | 61.8 | 58.4 | | | | | |
| Avg. Dist. to Rail [m] | 0.8 | 1.0 | 0.3 | 1.0 | 2.6 | 3.6 | 9.1 | 10.5 | | | | | |
| Avg. Stride Freq. [Hz] | 2.4 | 2.5 | 2.4 | 2.4 | 2.4 | 2.4 | 2.4 | 2.3 | | | | | |
| Avg. Stride Length [m] | 6.9 | 7.2 | 7.4 | 7.0 | 7.3 | 7.3 | 7.1 | 7.0 | | | | | |





Ladbrokes Cannon Park QLD Professional
Race 2: RODNEY FITCHETT MEMORIAL QTIS Three-Year-Old Maiden
Handicap - 950m
13 September 2024 - 12:47



Track Rating: Soft 5, Weather: Fine, Rail Position: True

| Section | | | | | | Overall | 800m | 600m | 400m | 200m | Last 600m | |
|-------------|-----|---------------------|---------|---------------------|--------------------|----------------------|----------------------|----------------------|----------------------|----------------------|-----------|---------------------------|
| Field Times | | | | | | 0:54.98 (0:09.87) | 0:45.11 (0:10.49) | 0:34.62 (0:10.84) | 0:23.78 (0:11.35) | 0:12.43 (0:12.43) | 0:34.62 | |
| Rank | TAB | Horse/Jockey | Barrier | Top Speed [km/h] | Fastest Section | Margin | | | | | | Distance Travelled [m] |
| 1 | 3 | MISS RAMBLER | 1 | 70.8 | 0:10.20 | 0:54.98 [1] | 0:44.78 [4] | 0:34.46 [3] | 0:23.78 [1] | 0:12.43 [1] | 0:54.98 | 0:34.46 |
| | | Ryan Wiggins | | 800m | Overall | (0:10.20) | (0:10.32) | (0:10.68) | (0:11.35) | (0:12.43) | | |
| 2 | 7 | WAIT IN THE TRUCK | 4 | 69.1 | 0:10.35 | 0:55.10 [2] | 0:44.75 [8] | 0:34.18 [8] | 0:23.19 [5] | 0:11.90 [3] | 0.73L | 0:34.18 +3 |
| | | Lacey Morrison | | 600m | Overall | (0:10.35) | (0:10.57) | (0:10.99) | (0:11.29) | (0:11.90) | | |
| 3 | 8 | ITHINKBETTA | 10 | 70.7 | 0:09.87 | 0:55.58 [3] | 0:45.71 [1] | 0:35.22 [1] | 0:23.88 [4] | 0:12.36 [4] | 3.53L | 0:35.22 +7 |
| | | Michael Murphy | | 800m | Overall | (0:09.87) | (0:10.49) | (0:11.34) | (0:11.52) | (0:12.36) | | |
| 4 | 1 | BLUE TOES | 8 | 71.9 | 0:10.18 | 0:55.76 [4] | 0:45.58 [3] | 0:35.20 [4] | 0:24.26 [2] | 0:12.71 [2] | 4.6L | 0:35.20 +1 |
| | | Georgina Cartwright | | Overall | Overall | (0:10.18) | (0:10.38) | (0:10.94) | (0:11.55) | (0:12.71) | | |
| 5 | 5 | ALLEZ PARIS | 6 | 69.4 | 0:10.22 | 0:55.93 [5] | 0:45.71 [6] | 0:35.16 [6] | 0:23.93 [7] | 0:12.17 [6] | 5.59L | 0:35.16 +5 |
| | | Justin Huxtable | | 800m | Overall | (0:10.22) | (0:10.55) | (0:11.23) | (0:11.76) | (0:12.17) | | |
| 6 | 10 | ISLA GIRL | 11 | 70.7 | 0:10.09 | 0:55.95 [6] | 0:45.86 [2] | 0:35.53 [2] | 0:24.35 [3] | 0:12.71 [5] | 5.69L | 0:35.53 +7 |
| | | Chris Whiteley | | 800m | Overall | (0:10.09) | (0:10.33) | (0:11.18) | (0:11.64) | (0:12.71) | | |
| 7 | 11 | WEBS | 2 | 69.0 | 0:10.21 | 0:56.03 [7] | 0:45.82 [5] | 0:35.29 [5] | 0:24.04 [6] | 0:12.23 [7] | 6.18L | 0:35.29 +2 |
| | | Nathan Thomas | | 800m | Overall | (0:10.21) | (0:10.53) | (0:11.25) | (0:11.81) | (0:12.23) | | |
| 8 | 9 | MISHANI BURN | 3 | 68.6 | 0:10.66 | 0:56.11 [8] | 0:45.37 [10] | 0:34.71 [10] | 0:23.69 [9] | 0:12.08 [8] | 6.68L | 0:34.71 +1 |
| | | Adrian Layt | | 800m | 800m | (0:10.74) | (0:10.66) | (0:11.02) | (0:11.61) | (0:12.08) | | |
| 9 | 2 | BRAVE EDDY | 9 | 71.5 | 0:10.38 | 0:56.57 [9] | 0:46.19 [9] | 0:35.79 [7] | 0:24.33 [8] | 0:12.52 [9] | 9.38L | 0:35.79 +7 |
| | | Tyler Leslight | | 800m | Overall | (0:10.38) | (0:10.40) | (0:11.46) | (0:11.81) | (0:12.52) | | |
| 10 | 12 | DON'TLEAVEMENOW | 12 | 69.0 | 0:10.34 | 0:56.63 [10] | 0:46.29 [7] | 0:35.62 [9] | 0:24.18 [10] | 0:12.43 [10] | 9.7L | 0:35.62 +7 |
| | | Corey Bayliss | | 800m | Overall | (0:10.34) | (0:10.67) | (0:11.44) | (0:11.75) | (0:12.43) | | |

Scratched: Mr Grumbler (#4), She's Dapper (#6)

[] Ranking at each section and finish
-:-:- No data available at this section
NA No data available

SCN Saddle cloth number
DNF Did not finish
DNT Did not track



| | |
|--------------------------------|-------------------|
| Horse/Jockey Name | Miss Rambler |
| Final Rank | 1 |
| Fastest Section Time (Section) | 0:10.20 (Overall) |
| Top Speed [km/h] (Section) | 70.8 (800m) |
| Race State | Finished |

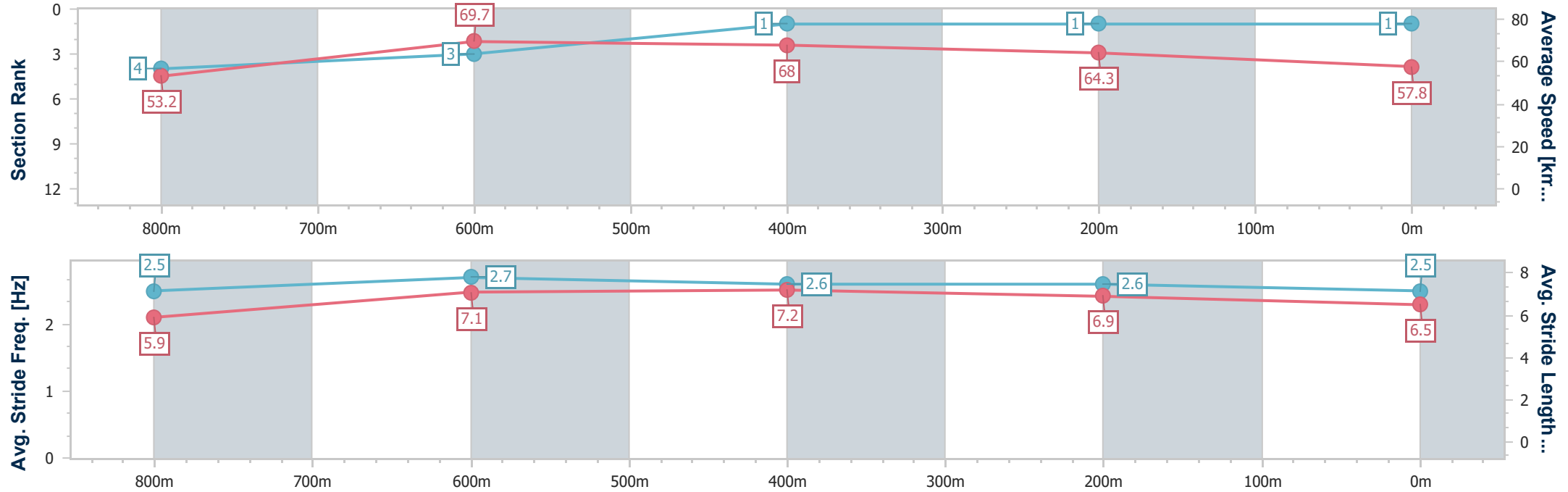


Ladbroke's Cannon Park QLD Professional
Race 2: RODNEY FITCHETT MEMORIAL QTIS Three-Year-Old
Maiden Handicap - 950m
13 September 2024 - 12:47



Track Rating: Soft 5, Weather: Fine, Rail Position: True

| Section | Overall | 800m | 600m | 400m | 200m | | | | | | | | | | | | | | |
|------------------------|--------------------------|--------------------------|--------------------------|--------------------------|--------------------------|--|--|--|--|--|--|--|--|--|--|--|--|--|--|
| Section Times | 0:54.98 [1] (0:10.20) | 0:44.78 [4] (0:10.32) | 0:34.46 [3] (0:10.68) | 0:23.78 [1] (0:11.35) | 0:12.43 [1] (0:12.43) | | | | | | | | | | | | | | |
| Average Speed [km/h] | 53.2 | 69.7 | 68.0 | 64.3 | 57.8 | | | | | | | | | | | | | | |
| Top Speed [km/h] | 68.9 | 70.8 | 70.4 | 65.8 | 61.8 | | | | | | | | | | | | | | |
| Avg. Dist. to Rail [m] | 1.5 | 0.3 | 1.5 | 4.5 | 2.6 | | | | | | | | | | | | | | |
| Avg. Stride Freq. [Hz] | 2.5 | 2.7 | 2.6 | 2.6 | 2.5 | | | | | | | | | | | | | | |
| Avg. Stride Length [m] | 5.9 | 7.1 | 7.2 | 6.9 | 6.5 | | | | | | | | | | | | | | |





| | |
|--------------------------------|-------------------|
| Horse/Jockey Name | Wait In The Truck |
| Final Rank | 2 |
| Fastest Section Time (Section) | 0:10.35 (Overall) |
| Top Speed [km/h] (Section) | 69.1 (600m) |
| Race State | Finished |

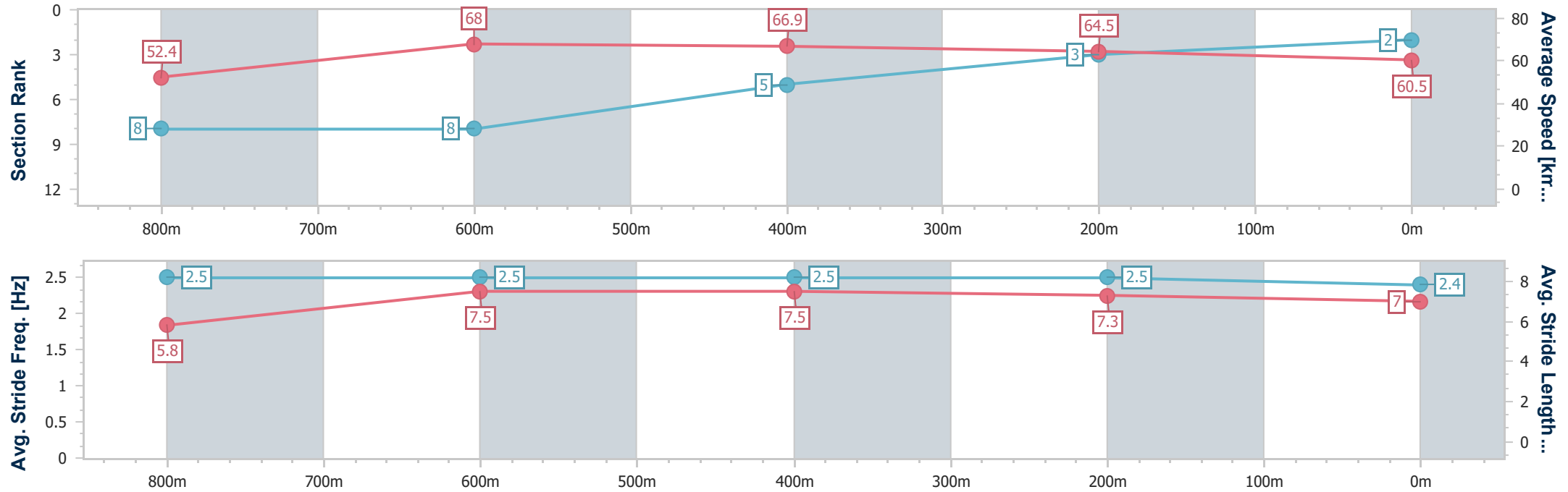


Ladbrokes Cannon Park QLD Professional
Race 2: RODNEY FITCHETT MEMORIAL QTIS Three-Year-Old
Maiden Handicap - 950m
13 September 2024 - 12:47



Track Rating: Soft 5, Weather: Fine, Rail Position: True

| Section | Overall | 800m | 600m | 400m | 200m | | | | | | | | | | |
|------------------------|--------------------------|--------------------------|--------------------------|--------------------------|--------------------------|--|--|--|--|--|--|--|--|--|--|
| Section Times | 0:55.10 [2] (0:10.35) | 0:44.75 [8] (0:10.57) | 0:34.18 [8] (0:10.99) | 0:23.19 [5] (0:11.29) | 0:11.90 [3] (0:11.90) | | | | | | | | | | |
| Average Speed [km/h] | 52.4 | 68.0 | 66.9 | 64.5 | 60.5 | | | | | | | | | | |
| Top Speed [km/h] | 67.2 | 69.1 | 69.1 | 65.5 | 64.7 | | | | | | | | | | |
| Avg. Dist. to Rail [m] | 5.3 | 2.7 | 3.3 | 3.2 | 0.8 | | | | | | | | | | |
| Avg. Stride Freq. [Hz] | 2.5 | 2.5 | 2.5 | 2.5 | 2.4 | | | | | | | | | | |
| Avg. Stride Length [m] | 5.8 | 7.5 | 7.5 | 7.3 | 7.0 | | | | | | | | | | |





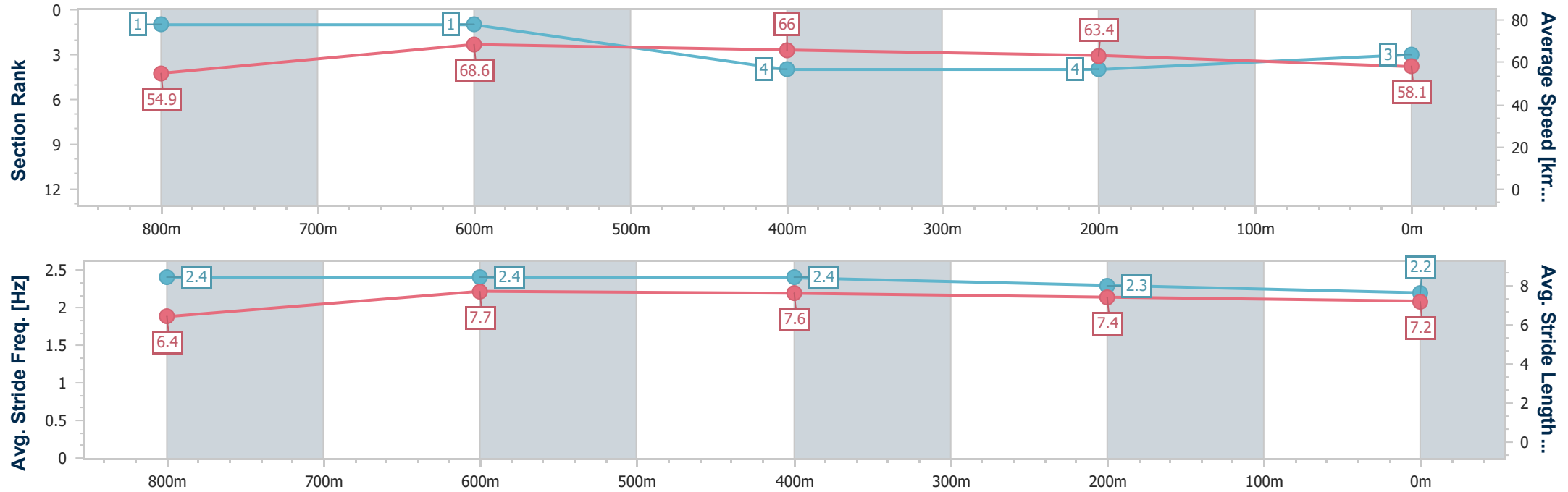
| | |
|--------------------------------|-------------------|
| Horse/Jockey Name | lthinkbetta |
| Final Rank | 3 |
| Fastest Section Time (Section) | 0:09.87 (Overall) |
| Top Speed [km/h] (Section) | 70.7 (800m) |
| Race State | Finished |



Ladbrokes Cannon Park QLD Professional
Race 2: RODNEY FITCHETT MEMORIAL QTIS Three-Year-Old
Maiden Handicap - 950m
13 September 2024 - 12:47
Track Rating: Soft 5, Weather: Fine, Rail Position: True



| Section | Overall | 800m | 600m | 400m | 200m | | | | | | | | | | |
|------------------------|--------------------------|--------------------------|--------------------------|--------------------------|--------------------------|--|--|--|--|--|--|--|--|--|--|
| Section Times | 0:55.58 [3] (0:09.87) | 0:45.71 [1] (0:10.49) | 0:35.22 [1] (0:11.34) | 0:23.88 [4] (0:11.52) | 0:12.36 [4] (0:12.36) | | | | | | | | | | |
| Average Speed [km/h] | 54.9 | 68.6 | 66.0 | 63.4 | 58.1 | | | | | | | | | | |
| Top Speed [km/h] | 69.2 | 70.7 | 70.7 | 64.7 | 61.7 | | | | | | | | | | |
| Avg. Dist. to Rail [m] | 10.2 | 5.4 | 6.0 | 4.3 | 4.0 | | | | | | | | | | |
| Avg. Stride Freq. [Hz] | 2.4 | 2.4 | 2.4 | 2.3 | 2.2 | | | | | | | | | | |
| Avg. Stride Length [m] | 6.4 | 7.7 | 7.6 | 7.4 | 7.2 | | | | | | | | | | |



- [] Ranking at each section and finish
- .-.- No data available at this section
- NA No data available



| | |
|--------------------------------|-------------------|
| Horse/Jockey Name | Blue Toes |
| Final Rank | 4 |
| Fastest Section Time (Section) | 0:10.18 (Overall) |
| Top Speed [km/h] (Section) | 71.9 (Overall) |
| Race State | Finished |

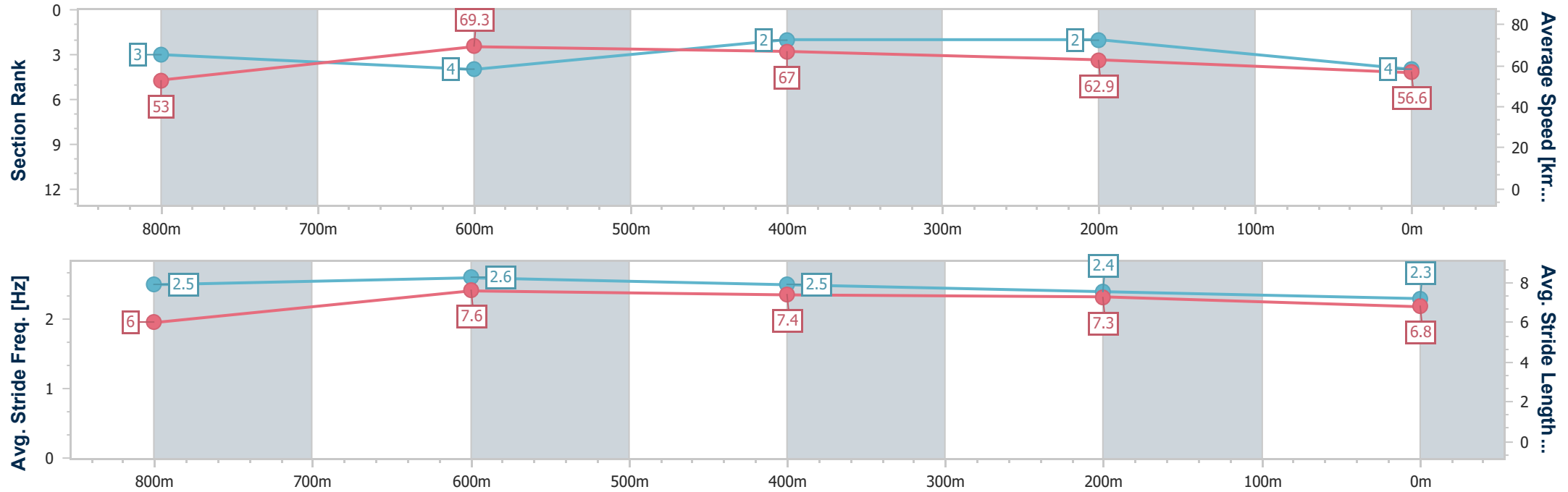


Ladbroke's Cannon Park QLD Professional
Race 2: RODNEY FITCHETT MEMORIAL QTIS Three-Year-Old
Maiden Handicap - 950m
13 September 2024 - 12:47



Track Rating: Soft 5, Weather: Fine, Rail Position: True

| Section | Overall | 800m | 600m | 400m | 200m | | | | | | | | | | | | | | |
|------------------------|--------------------------|--------------------------|--------------------------|--------------------------|--------------------------|--|--|--|--|--|--|--|--|--|--|--|--|--|--|
| Section Times | 0:55.76 [4] (0:10.18) | 0:45.58 [3] (0:10.38) | 0:35.20 [4] (0:10.94) | 0:24.26 [2] (0:11.55) | 0:12.71 [2] (0:12.71) | | | | | | | | | | | | | | |
| Average Speed [km/h] | 53.0 | 69.3 | 67.0 | 62.9 | 56.6 | | | | | | | | | | | | | | |
| Top Speed [km/h] | 71.9 | 71.8 | 71.2 | 64.7 | 61.4 | | | | | | | | | | | | | | |
| Avg. Dist. to Rail [m] | 6.7 | 1.2 | 2.1 | 4.0 | 3.0 | | | | | | | | | | | | | | |
| Avg. Stride Freq. [Hz] | 2.5 | 2.6 | 2.5 | 2.4 | 2.3 | | | | | | | | | | | | | | |
| Avg. Stride Length [m] | 6.0 | 7.6 | 7.4 | 7.3 | 6.8 | | | | | | | | | | | | | | |





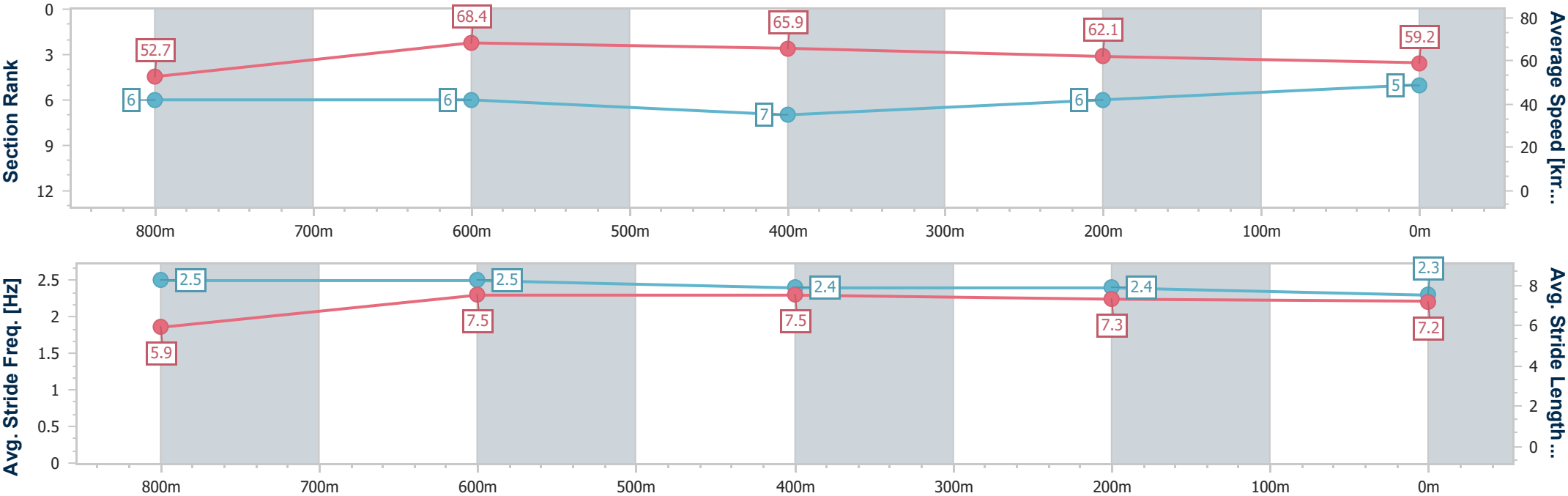
| | |
|--------------------------------|-------------------|
| Horse/Jockey Name | Allez Paris |
| Final Rank | 5 |
| Fastest Section Time (Section) | 0:10.22 (Overall) |
| Top Speed [km/h] (Section) | 69.4 (800m) |
| Race State | Finished |



Ladbrokes Cannon Park QLD Professional
Race 2: RODNEY FITCHETT MEMORIAL QTIS Three-Year-Old
Maiden Handicap - 950m
13 September 2024 - 12:47
Track Rating: Soft 5, Weather: Fine, Rail Position: True



| Section | Overall | 800m | 600m | 400m | 200m | | | | | | | | | | | | | | | |
|------------------------|--------------------------|--------------------------|--------------------------|--------------------------|--------------------------|--|--|--|--|--|--|--|--|--|--|--|--|--|--|--|
| Section Times | 0:55.93 [5] (0:10.22) | 0:45.71 [6] (0:10.55) | 0:35.16 [6] (0:11.23) | 0:23.93 [7] (0:11.76) | 0:12.17 [6] (0:12.17) | | | | | | | | | | | | | | | |
| Average Speed [km/h] | 52.7 | 68.4 | 65.9 | 62.1 | 59.2 | | | | | | | | | | | | | | | |
| Top Speed [km/h] | 67.0 | 69.4 | 69.4 | 63.5 | 61.7 | | | | | | | | | | | | | | | |
| Avg. Dist. to Rail [m] | 7.0 | 4.2 | 4.6 | 5.6 | 5.3 | | | | | | | | | | | | | | | |
| Avg. Stride Freq. [Hz] | 2.5 | 2.5 | 2.4 | 2.4 | 2.3 | | | | | | | | | | | | | | | |
| Avg. Stride Length [m] | 5.9 | 7.5 | 7.5 | 7.3 | 7.2 | | | | | | | | | | | | | | | |





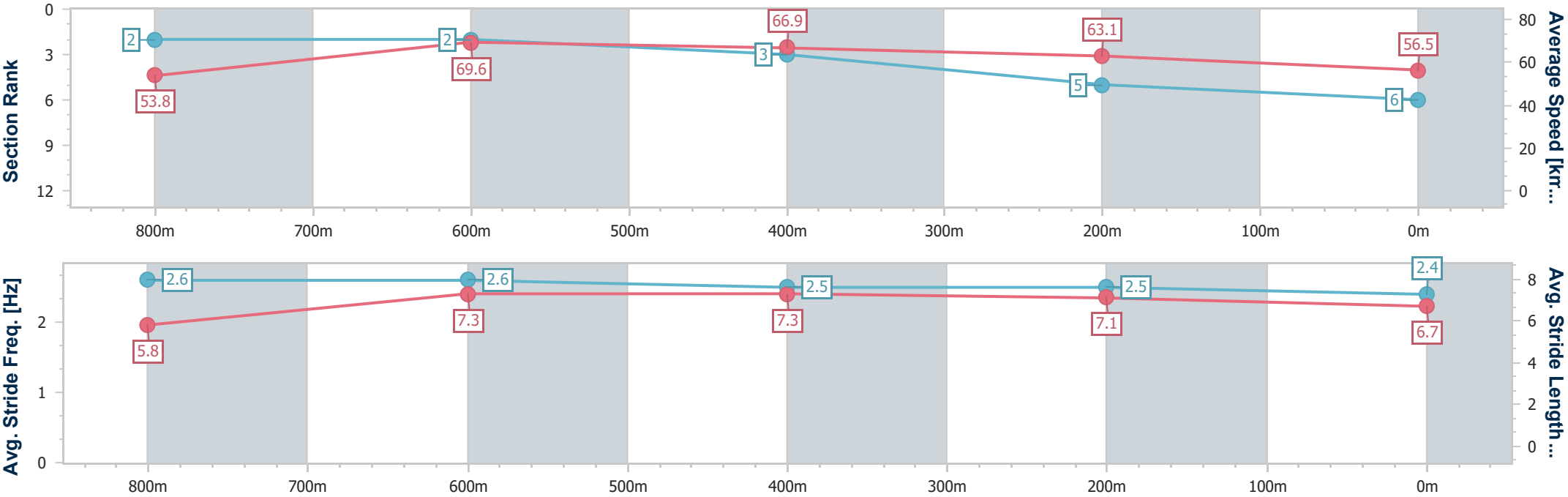
| | |
|--------------------------------|-------------------|
| Horse/Jockey Name | Isla Girl |
| Final Rank | 6 |
| Fastest Section Time (Section) | 0:10.09 (Overall) |
| Top Speed [km/h] (Section) | 70.7 (800m) |
| Race State | Finished |



Ladbroke's Cannon Park QLD Professional
Race 2: RODNEY FITCHETT MEMORIAL QTIS Three-Year-Old
Maiden Handicap - 950m
13 September 2024 - 12:47
Track Rating: Soft 5, Weather: Fine, Rail Position: True



| Section | Overall | 800m | 600m | 400m | 200m | | | | | | | | | | | | | | |
|------------------------|--------------------------|--------------------------|--------------------------|--------------------------|--------------------------|--|--|--|--|--|--|--|--|--|--|--|--|--|--|
| Section Times | 0:55.95 [6] (0:10.09) | 0:45.86 [2] (0:10.33) | 0:35.53 [2] (0:11.18) | 0:24.35 [3] (0:11.64) | 0:12.71 [5] (0:12.71) | | | | | | | | | | | | | | |
| Average Speed [km/h] | 53.8 | 69.6 | 66.9 | 63.1 | 56.5 | | | | | | | | | | | | | | |
| Top Speed [km/h] | 70.0 | 70.7 | 69.8 | 64.6 | 60.3 | | | | | | | | | | | | | | |
| Avg. Dist. to Rail [m] | 10.2 | 4.6 | 5.4 | 6.8 | 7.0 | | | | | | | | | | | | | | |
| Avg. Stride Freq. [Hz] | 2.6 | 2.6 | 2.5 | 2.5 | 2.4 | | | | | | | | | | | | | | |
| Avg. Stride Length [m] | 5.8 | 7.3 | 7.3 | 7.1 | 6.7 | | | | | | | | | | | | | | |





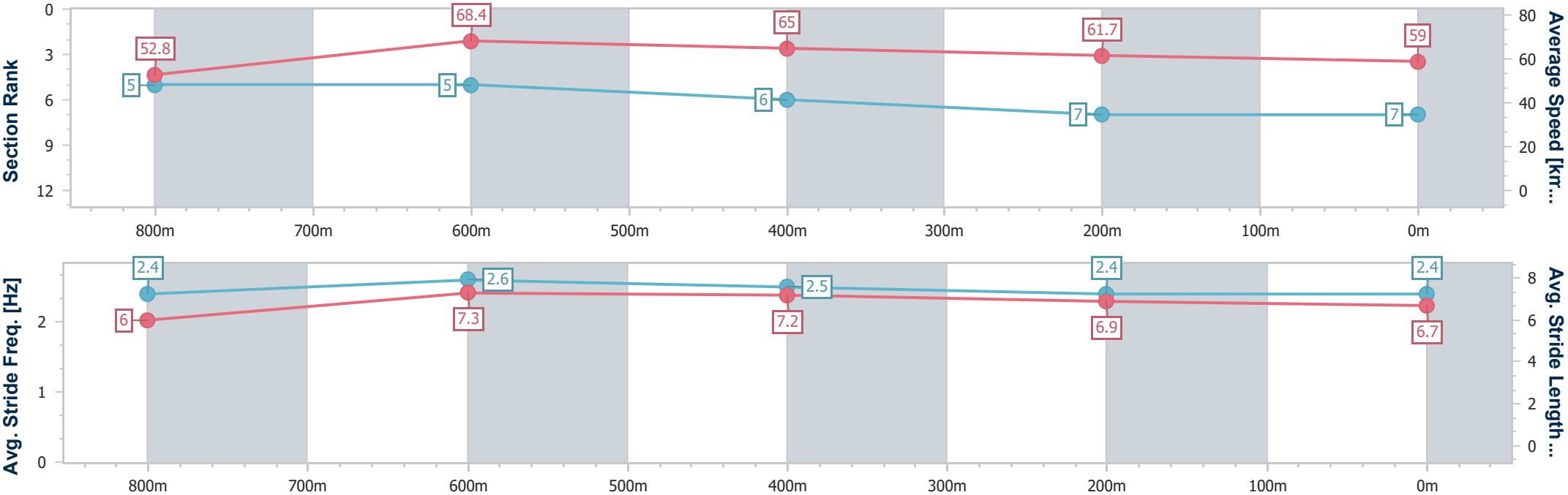
| | |
|--------------------------------|-------------------|
| Horse/Jockey Name | Webs |
| Final Rank | 7 |
| Fastest Section Time (Section) | 0:10.21 (Overall) |
| Top Speed [km/h] (Section) | 69.0 (800m) |
| Race State | Finished |



Ladbroke's Cannon Park QLD Professional
Race 2: RODNEY FITCHETT MEMORIAL QTIS Three-Year-Old
Maiden Handicap - 950m
13 September 2024 - 12:47
Track Rating: Soft 5, Weather: Fine, Rail Position: True



| Section | Overall | 800m | 600m | 400m | 200m | | | | | | | | | |
|------------------------|--------------------------|--------------------------|--------------------------|--------------------------|--------------------------|--|--|--|--|--|--|--|--|--|
| Section Times | 0:56.03 [7] (0:10.21) | 0:45.82 [5] (0:10.53) | 0:35.29 [5] (0:11.25) | 0:24.04 [6] (0:11.81) | 0:12.23 [7] (0:12.23) | | | | | | | | | |
| Average Speed [km/h] | 52.8 | 68.4 | 65.0 | 61.7 | 59.0 | | | | | | | | | |
| Top Speed [km/h] | 67.2 | 69.0 | 68.1 | 63.5 | 61.5 | | | | | | | | | |
| Avg. Dist. to Rail [m] | 5.5 | 2.2 | 1.8 | 5.7 | 6.3 | | | | | | | | | |
| Avg. Stride Freq. [Hz] | 2.4 | 2.6 | 2.5 | 2.4 | 2.4 | | | | | | | | | |
| Avg. Stride Length [m] | 6.0 | 7.3 | 7.2 | 6.9 | 6.7 | | | | | | | | | |





| | |
|--------------------------------|----------------|
| Horse/Jockey Name | Mishani Burn |
| Final Rank | 8 |
| Fastest Section Time (Section) | 0:10.66 (800m) |
| Top Speed [km/h] (Section) | 68.6 (800m) |
| Race State | Finished |

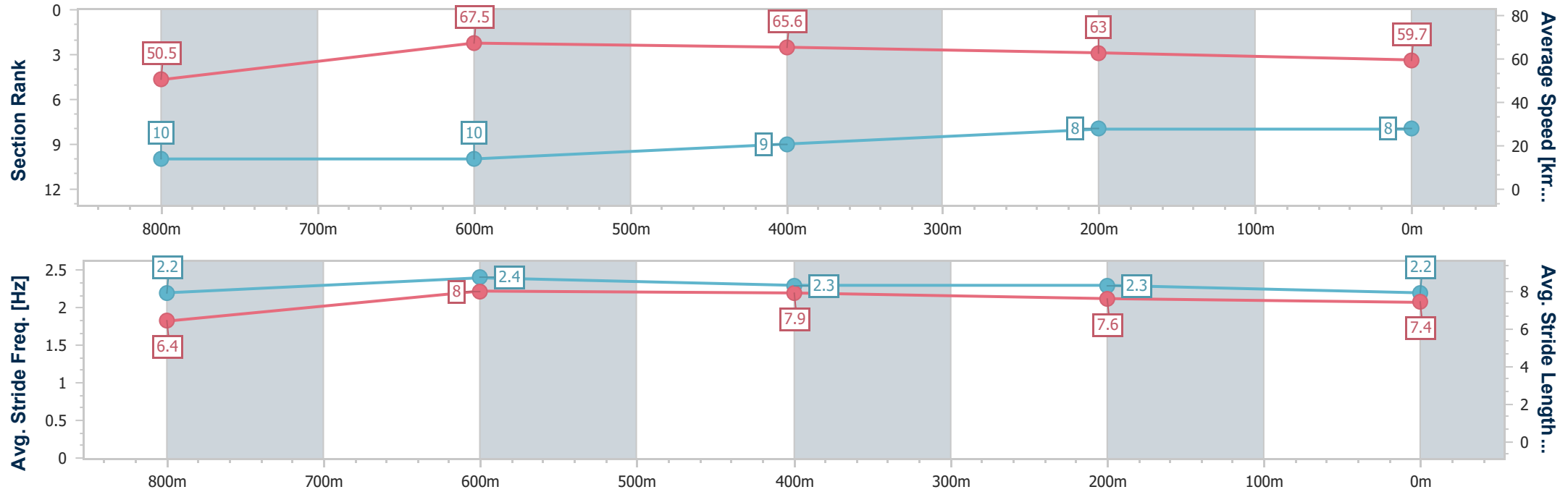


Ladbrokes Cannon Park QLD Professional
Race 2: RODNEY FITCHETT MEMORIAL QTIS Three-Year-Old
Maiden Handicap - 950m
13 September 2024 - 12:47



Track Rating: Soft 5, Weather: Fine, Rail Position: True

| Section | Overall | 800m | 600m | 400m | 200m | | | | | | | | | |
|------------------------|--------------------------|---------------------------|---------------------------|--------------------------|--------------------------|--|--|--|--|--|--|--|--|--|
| Section Times | 0:56.11 [8] (0:10.74) | 0:45.37 [10] (0:10.66) | 0:34.71 [10] (0:11.02) | 0:23.69 [9] (0:11.61) | 0:12.08 [8] (0:12.08) | | | | | | | | | |
| Average Speed [km/h] | 50.5 | 67.5 | 65.6 | 63.0 | 59.7 | | | | | | | | | |
| Top Speed [km/h] | 67.1 | 68.6 | 67.9 | 64.5 | 62.5 | | | | | | | | | |
| Avg. Dist. to Rail [m] | 4.7 | 1.4 | 1.3 | 6.2 | 8.1 | | | | | | | | | |
| Avg. Stride Freq. [Hz] | 2.2 | 2.4 | 2.3 | 2.3 | 2.2 | | | | | | | | | |
| Avg. Stride Length [m] | 6.4 | 8.0 | 7.9 | 7.6 | 7.4 | | | | | | | | | |





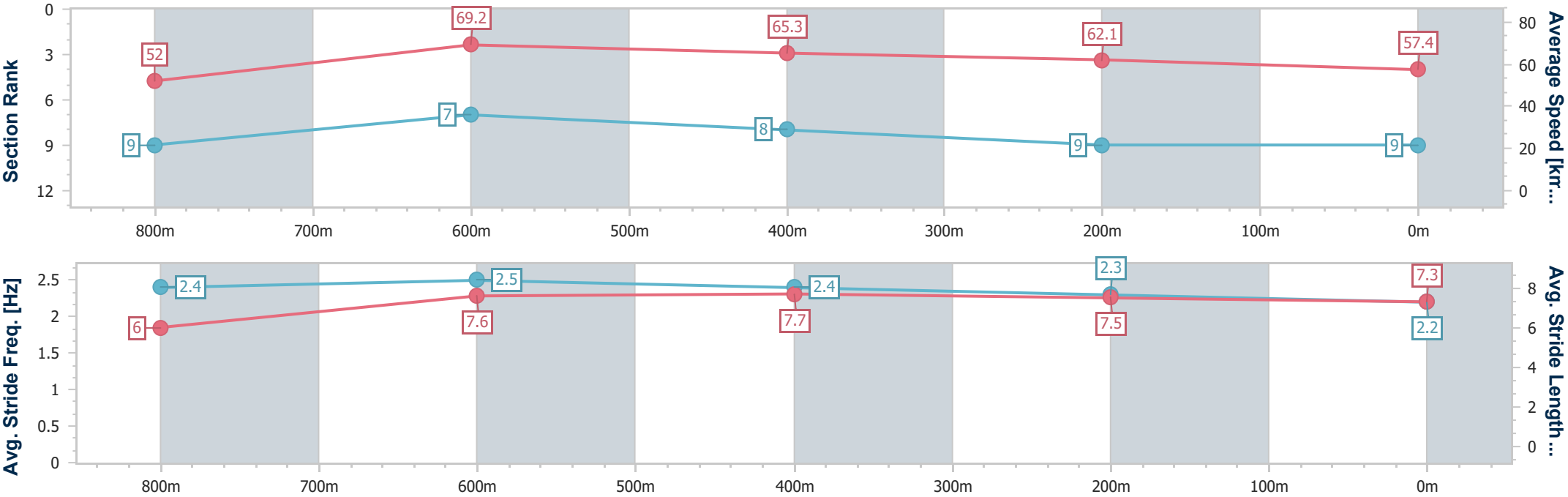
| | |
|--------------------------------|-------------------|
| Horse/Jockey Name | Brave Eddy |
| Final Rank | 9 |
| Fastest Section Time (Section) | 0:10.38 (Overall) |
| Top Speed [km/h] (Section) | 71.5 (800m) |
| Race State | Finished |



Ladbrokes Cannon Park QLD Professional
Race 2: RODNEY FITCHETT MEMORIAL QTIS Three-Year-Old
Maiden Handicap - 950m
13 September 2024 - 12:47
Track Rating: Soft 5, Weather: Fine, Rail Position: True



| Section | Overall | 800m | 600m | 400m | 200m | | | | | | | | | | |
|------------------------|--------------------------|--------------------------|--------------------------|--------------------------|--------------------------|--|--|--|--|--|--|--|--|--|--|
| Section Times | 0:56.57 [9] (0:10.38) | 0:46.19 [9] (0:10.40) | 0:35.79 [7] (0:11.46) | 0:24.33 [8] (0:11.81) | 0:12.52 [9] (0:12.52) | | | | | | | | | | |
| Average Speed [km/h] | 52.0 | 69.2 | 65.3 | 62.1 | 57.4 | | | | | | | | | | |
| Top Speed [km/h] | 69.6 | 71.5 | 67.7 | 63.2 | 60.6 | | | | | | | | | | |
| Avg. Dist. to Rail [m] | 8.6 | 5.9 | 5.7 | 6.9 | 9.3 | | | | | | | | | | |
| Avg. Stride Freq. [Hz] | 2.4 | 2.5 | 2.4 | 2.3 | 2.2 | | | | | | | | | | |
| Avg. Stride Length [m] | 6.0 | 7.6 | 7.7 | 7.5 | 7.3 | | | | | | | | | | |





| | |
|--------------------------------|-------------------|
| Horse/Jockey Name | Don'tleavemenow |
| Final Rank | 10 |
| Fastest Section Time (Section) | 0:10.34 (Overall) |
| Top Speed [km/h] (Section) | 69.0 (800m) |
| Race State | Finished |

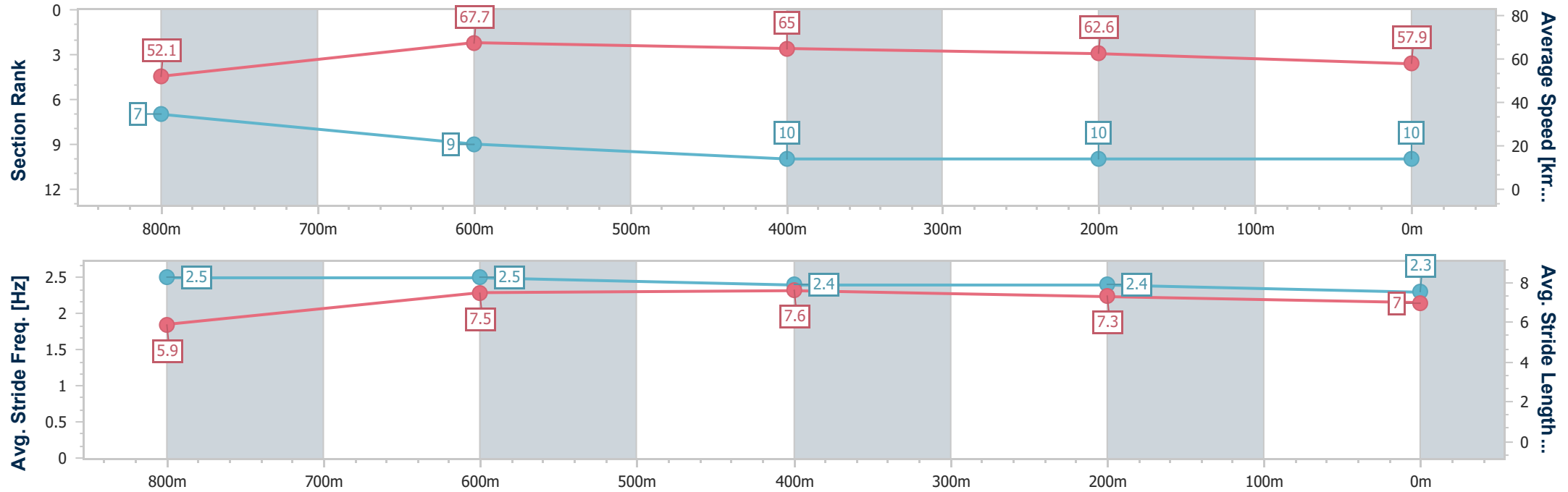


Ladbrokes Cannon Park QLD Professional
Race 2: RODNEY FITCHETT MEMORIAL QTIS Three-Year-Old
Maiden Handicap - 950m
13 September 2024 - 12:47



Track Rating: Soft 5, Weather: Fine, Rail Position: True

| Section | Overall | 800m | 600m | 400m | 200m | | | | | | | | | | |
|------------------------|---------------------------|--------------------------|--------------------------|---------------------------|---------------------------|--|--|--|--|--|--|--|--|--|--|
| Section Times | 0:56.63 [10] (0:10.34) | 0:46.29 [7] (0:10.67) | 0:35.62 [9] (0:11.44) | 0:24.18 [10] (0:11.75) | 0:12.43 [10] (0:12.43) | | | | | | | | | | |
| Average Speed [km/h] | 52.1 | 67.7 | 65.0 | 62.6 | 57.9 | | | | | | | | | | |
| Top Speed [km/h] | 67.7 | 69.0 | 67.3 | 64.5 | 60.6 | | | | | | | | | | |
| Avg. Dist. to Rail [m] | 10.2 | 6.0 | 5.7 | 8.1 | 8.8 | | | | | | | | | | |
| Avg. Stride Freq. [Hz] | 2.5 | 2.5 | 2.4 | 2.4 | 2.3 | | | | | | | | | | |
| Avg. Stride Length [m] | 5.9 | 7.5 | 7.6 | 7.3 | 7.0 | | | | | | | | | | |





Ladbroke's Cannon Park QLD Professional
Race 3: UNDERWOOD PARTY HIRE Maiden Handicap - 1250m
13 September 2024 - 13:21



Track Rating: Soft 5, Weather: Fine, Rail Position: True

| Section | | Field Times | | | | Overall | 1000m | 800m | 600m | 400m | 200m | Last 600m | |
|---------|-----|------------------|---------|---------------------|--------------------|----------------------|----------------------|----------------------|----------------------|----------------------|----------------------|-----------|---------------------------|
| | | | | | | 1:14.27 (0:16.09) | 0:58.18 (0:10.96) | 0:47.22 (0:11.24) | 0:35.98 (0:11.74) | 0:24.24 (0:12.06) | 0:12.18 (0:12.18) | 0:35.98 | |
| Rank | TAB | Horse/Jockey | Barrier | Top Speed [km/h] | Fastest Section | | | | | | | Margin | Distance Travelled [m] |
| 1 | 2 | FAST AS STEEL | 3 | 68.2 | 0:10.91 | 1:14.27 [1] | 0:57.71 [7] | 0:46.80 [8] | 0:35.40 [9] | 0:23.78 [8] | 0:12.13 [3] | 1:14.27 | 0:35.40 |
| | | Tyler Leslight | | 1000m | 1000m | (0:16.56) | (0:10.91) | (0:11.40) | (0:11.62) | (0:11.65) | (0:12.13) | | |
| 2 | 9 | LOOMING ONE | 2 | 70.5 | 0:10.89 | 1:14.27 [2] | 0:57.98 [3] | 0:47.09 [3] | 0:35.76 [3] | 0:24.04 [3] | 0:12.18 [1] | 0.03L | 0:35.76 -3 |
| | | Lacey Morrison | | Overall | 1000m | (0:16.29) | (0:10.89) | (0:11.33) | (0:11.72) | (0:11.86) | (0:12.18) | | |
| 3 | 12 | WAVE THE WAND | 6 | 67.0 | 0:10.92 | 1:14.77 [3] | 0:58.38 [5] | 0:47.46 [4] | 0:36.04 [7] | 0:24.47 [4] | 0:12.57 [5] | 2.98L | 0:36.04 +3 |
| | | Scott Sheargold | | 1000m | 1000m | (0:16.39) | (0:10.92) | (0:11.42) | (0:11.57) | (0:11.90) | (0:12.57) | | |
| 4 | 5 | ALMIGHTY JAB | 13 | 70.3 | 0:10.72 | 1:14.86 [4] | 0:57.95 [10] | 0:47.23 [9] | 0:36.02 [8] | 0:24.40 [7] | 0:12.71 [4] | 3.47L | 0:36.02 +6 |
| | | Ryan Wiggins | | 1000m | 1000m | (0:16.91) | (0:10.72) | (0:11.21) | (0:11.62) | (0:11.69) | (0:12.71) | | |
| 5 | 4 | MADNUS LEE | 10 | 68.4 | 0:10.85 | 1:15.03 [5] | 0:58.17 [9] | 0:47.32 [10] | 0:35.94 [10] | 0:24.36 [10] | 0:12.36 [7] | 4.49L | 0:35.94 +2 |
| | | Jason Taylor | | 1000m | 1000m | (0:16.86) | (0:10.85) | (0:11.38) | (0:11.58) | (0:12.00) | (0:12.36) | | |
| 6 | 13 | OAKFIELD PANTHER | 7 | 69.8 | 0:10.96 | 1:15.06 [6] | 0:58.97 [1] | 0:48.01 [1] | 0:36.77 [1] | 0:25.02 [2] | 0:12.79 [6] | 4.65L | 0:36.77 +8 |
| | | Pietro Romeo | | Overall | 1000m | (0:16.09) | (0:10.96) | (0:11.24) | (0:11.75) | (0:12.23) | (0:12.79) | | |
| 7 | 7 | LAKE VARNA | 5 | 68.6 | 0:10.95 | 1:15.45 [7] | 0:59.28 [2] | 0:48.33 [2] | 0:37.00 [2] | 0:25.42 [1] | 0:13.33 [2] | 6.98L | 0:37.00 +1 |
| | | Sean Cormack | | Overall | 1000m | (0:16.17) | (0:10.95) | (0:11.33) | (0:11.58) | (0:12.09) | (0:13.33) | | |
| 8 | 8 | ROCKINFELLER | 12 | 69.0 | 0:11.00 | 1:15.75 [8] | 0:59.42 [4] | 0:48.42 [6] | 0:37.17 [5] | 0:25.35 [5] | 0:12.96 [8] | 8.7L | 0:37.17 +12 |
| | | Chelsea Jokic | | Overall | 1000m | (0:16.33) | (0:11.00) | (0:11.25) | (0:11.82) | (0:12.39) | (0:12.96) | | |
| 9 | 1 | JOURNO | 4 | 69.7 | 0:10.78 | 1:16.28 [9] | 0:59.74 [6] | 0:48.96 [5] | 0:37.63 [6] | 0:25.85 [6] | 0:13.32 [9] | 11.82L | 0:37.63 +11 |
| | | Justin Huxtable | | 1000m | 1000m | (0:16.54) | (0:10.78) | (0:11.33) | (0:11.78) | (0:12.53) | (0:13.32) | | |
| 10 | 11 | JAAKUNA | 8 | 68.5 | 0:10.74 | 1:17.12 [10] | 1:00.46 [8] | 0:49.72 [7] | 0:38.56 [4] | 0:26.51 [9] | 0:13.74 [10] | 16.76L | 0:38.56 +9 |
| | | Nor Yadi | | 1000m | 1000m | (0:16.66) | (0:10.74) | (0:11.16) | (0:12.05) | (0:12.77) | (0:13.74) | | |

Scratched: Fidel (#3), Hardtocrack (#10), Tymon (#6)

Report Created: Fri 13 September 2024 13:40 GMT (Note: Timing is based on position data)

Page 1/11

[] Ranking at each section and finish
-:-:- No data available at this section
NA No data available

SCN Saddle cloth number
DNF Did not finish
DNT Did not track

data processed by TRIPLES DATA



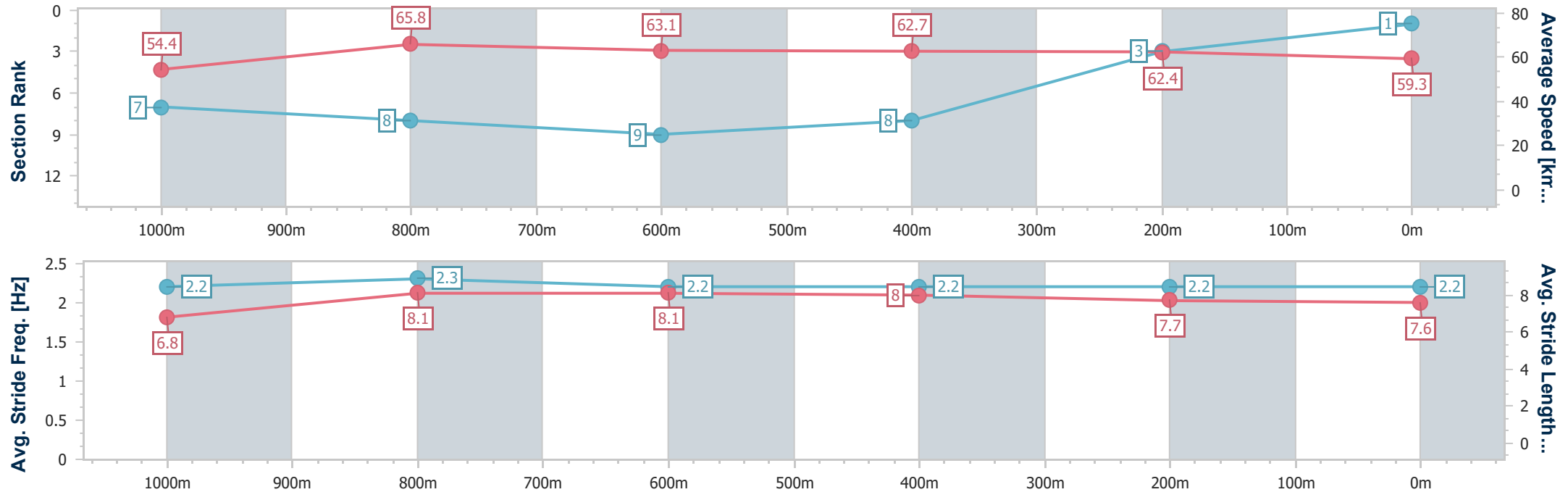
| | |
|--------------------------------|-----------------|
| Horse/Jockey Name | Fast As Steel |
| Final Rank | 1 |
| Fastest Section Time (Section) | 0:10.91 (1000m) |
| Top Speed [km/h] (Section) | 68.2 (1000m) |
| Race State | Finished |



Ladbroke's Cannon Park QLD Professional
Race 3: UNDERWOOD PARTY HIRE Maiden Handicap - 1250m
13 September 2024 - 13:21
Track Rating: Soft 5, Weather: Fine, Rail Position: True



| Section | Overall | 1000m | 800m | 600m | 400m | 200m | | | | | | | | |
|------------------------|--------------------------|--------------------------|--------------------------|--------------------------|--------------------------|--------------------------|--|--|--|--|--|--|--|--|
| Section Times | 1:14.27 [1] (0:16.56) | 0:57.71 [7] (0:10.91) | 0:46.80 [8] (0:11.40) | 0:35.40 [9] (0:11.62) | 0:23.78 [8] (0:11.65) | 0:12.13 [3] (0:12.13) | | | | | | | | |
| Average Speed [km/h] | 54.4 | 65.8 | 63.1 | 62.7 | 62.4 | 59.3 | | | | | | | | |
| Top Speed [km/h] | 67.8 | 68.2 | 64.0 | 63.2 | 63.0 | 62.0 | | | | | | | | |
| Avg. Dist. to Rail [m] | 1.0 | 0.6 | 0.2 | 1.2 | 3.1 | 2.1 | | | | | | | | |
| Avg. Stride Freq. [Hz] | 2.2 | 2.3 | 2.2 | 2.2 | 2.2 | 2.2 | | | | | | | | |
| Avg. Stride Length [m] | 6.8 | 8.1 | 8.1 | 8.0 | 7.7 | 7.6 | | | | | | | | |



[] Ranking at each section and finish
-.-.- No data available at this section
NA No data available



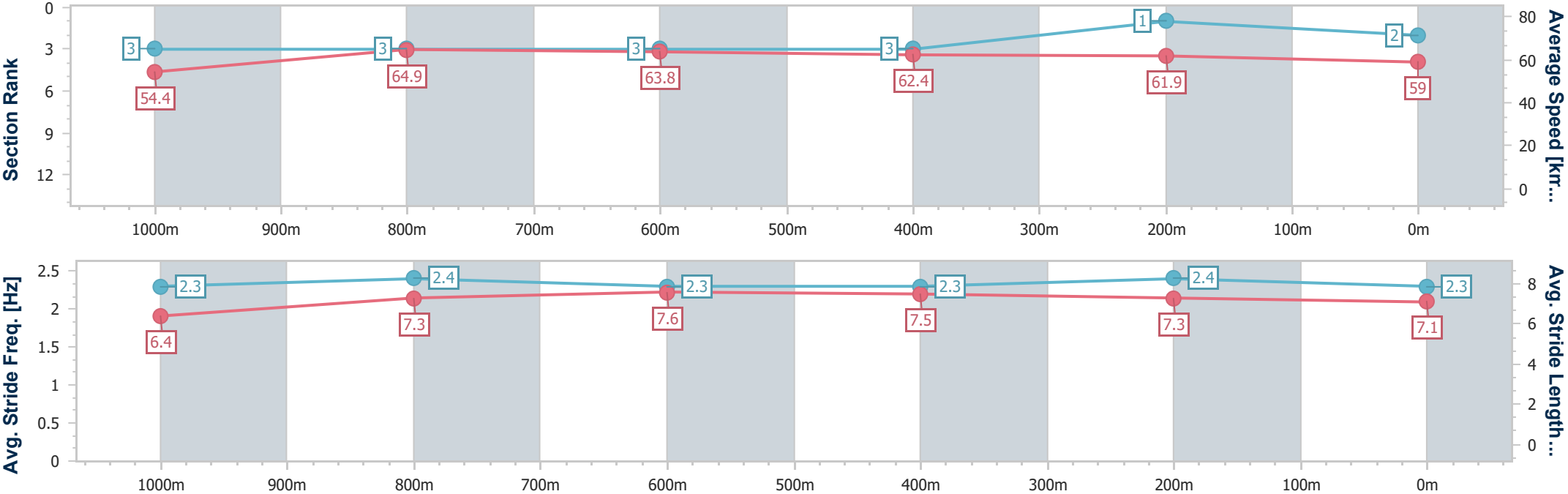
| | |
|--------------------------------|-----------------|
| Horse/Jockey Name | Looming One |
| Final Rank | 2 |
| Fastest Section Time (Section) | 0:10.89 (1000m) |
| Top Speed [km/h] (Section) | 70.5 (Overall) |
| Race State | Finished |



Ladbrokes Cannon Park QLD Professional
Race 3: UNDERWOOD PARTY HIRE Maiden Handicap - 1250m
13 September 2024 - 13:21
Track Rating: Soft 5, Weather: Fine, Rail Position: True



| Section | Overall | 1000m | 800m | 600m | 400m | 200m | | | | | | | | |
|------------------------|--------------------------|--------------------------|--------------------------|--------------------------|--------------------------|--------------------------|--|--|--|--|--|--|--|--|
| Section Times | 1:14.27 [2] (0:16.29) | 0:57.98 [3] (0:10.89) | 0:47.09 [3] (0:11.33) | 0:35.76 [3] (0:11.72) | 0:24.04 [3] (0:11.86) | 0:12.18 [1] (0:12.18) | | | | | | | | |
| Average Speed [km/h] | 54.4 | 64.9 | 63.8 | 62.4 | 61.9 | 59.0 | | | | | | | | |
| Top Speed [km/h] | 70.5 | 67.4 | 65.8 | 63.7 | 64.0 | 60.1 | | | | | | | | |
| Avg. Dist. to Rail [m] | 6.9 | 2.0 | 1.0 | 2.8 | 5.2 | 4.4 | | | | | | | | |
| Avg. Stride Freq. [Hz] | 2.3 | 2.4 | 2.3 | 2.3 | 2.4 | 2.3 | | | | | | | | |
| Avg. Stride Length [m] | 6.4 | 7.3 | 7.6 | 7.5 | 7.3 | 7.1 | | | | | | | | |





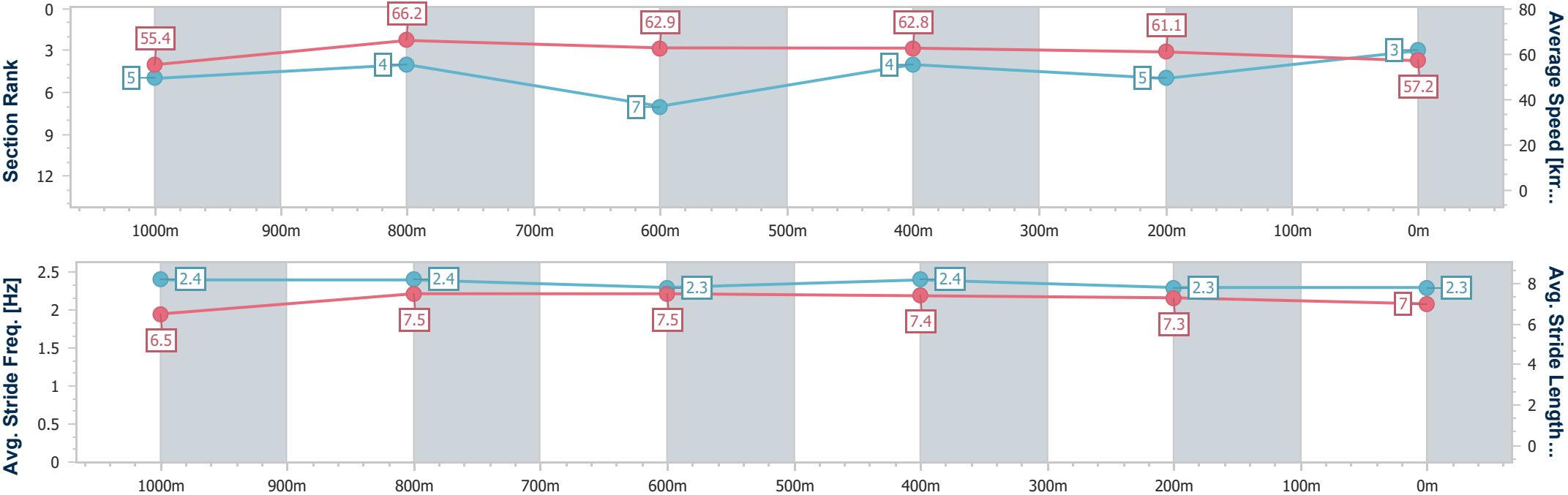
| | |
|--------------------------------|-----------------|
| Horse/Jockey Name | Wave The Wand |
| Final Rank | 3 |
| Fastest Section Time (Section) | 0:10.92 (1000m) |
| Top Speed [km/h] (Section) | 67.0 (1000m) |
| Race State | Finished |



Ladbroke's Cannon Park QLD Professional
Race 3: UNDERWOOD PARTY HIRE Maiden Handicap - 1250m
13 September 2024 - 13:21
Track Rating: Soft 5, Weather: Fine, Rail Position: True



| Section | Overall | 1000m | 800m | 600m | 400m | 200m | | | | | | | |
|------------------------|--------------------------|--------------------------|--------------------------|--------------------------|--------------------------|--------------------------|--|--|--|--|--|--|--|
| Section Times | 1:14.77 [3] (0:16.39) | 0:58.38 [5] (0:10.92) | 0:47.46 [4] (0:11.42) | 0:36.04 [7] (0:11.57) | 0:24.47 [4] (0:11.90) | 0:12.57 [5] (0:12.57) | | | | | | | |
| Average Speed [km/h] | 55.4 | 66.2 | 62.9 | 62.8 | 61.1 | 57.2 | | | | | | | |
| Top Speed [km/h] | 66.3 | 67.0 | 64.1 | 63.4 | 62.4 | 59.9 | | | | | | | |
| Avg. Dist. to Rail [m] | 2.8 | 0.9 | 0.8 | 1.1 | 4.8 | 5.2 | | | | | | | |
| Avg. Stride Freq. [Hz] | 2.4 | 2.4 | 2.3 | 2.4 | 2.3 | 2.3 | | | | | | | |
| Avg. Stride Length [m] | 6.5 | 7.5 | 7.5 | 7.4 | 7.3 | 7.0 | | | | | | | |



[] Ranking at each section and finish
-.-.- No data available at this section
NA No data available



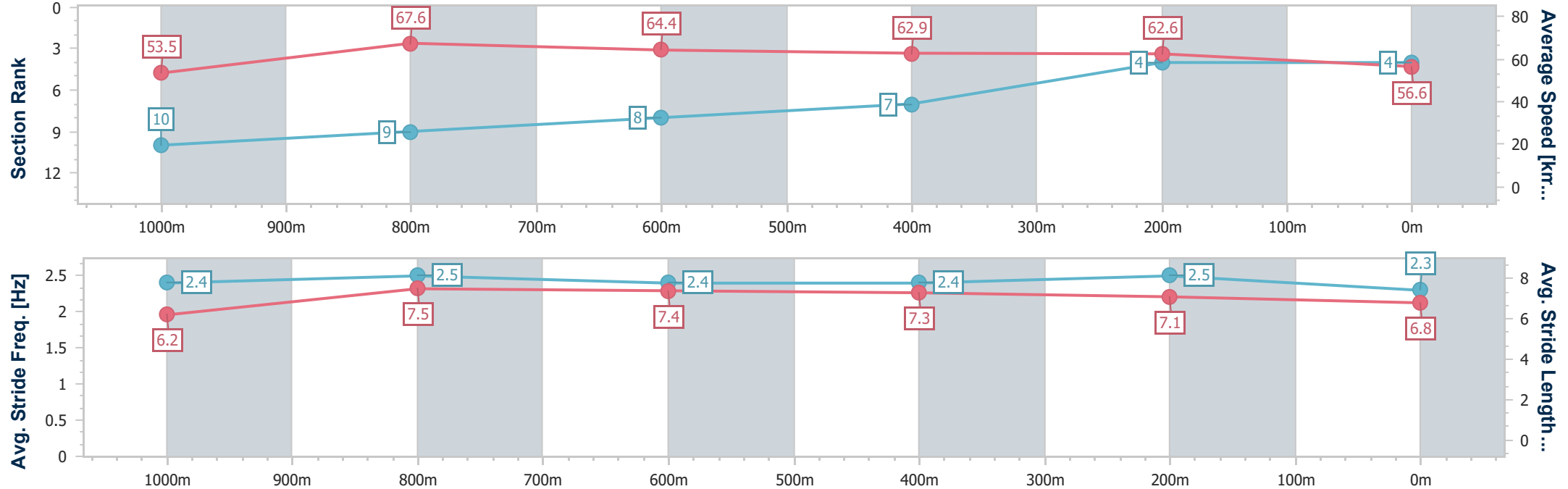
| | |
|--------------------------------|-----------------|
| Horse/Jockey Name | Almighty Jab |
| Final Rank | 4 |
| Fastest Section Time (Section) | 0:10.72 (1000m) |
| Top Speed [km/h] (Section) | 70.3 (1000m) |
| Race State | Finished |



Ladbrokes Cannon Park QLD Professional
Race 3: UNDERWOOD PARTY HIRE Maiden Handicap - 1250m
13 September 2024 - 13:21
Track Rating: Soft 5, Weather: Fine, Rail Position: True



| Section | Overall | 1000m | 800m | 600m | 400m | 200m | | | | | | | | |
|------------------------|--------------------------|---------------------------|--------------------------|--------------------------|--------------------------|--------------------------|--|--|--|--|--|--|--|--|
| Section Times | 1:14.86 [4] (0:16.91) | 0:57.95 [10] (0:10.72) | 0:47.23 [9] (0:11.21) | 0:36.02 [8] (0:11.62) | 0:24.40 [7] (0:11.69) | 0:12.71 [4] (0:12.71) | | | | | | | | |
| Average Speed [km/h] | 53.5 | 67.6 | 64.4 | 62.9 | 62.6 | 56.6 | | | | | | | | |
| Top Speed [km/h] | 68.7 | 70.3 | 65.4 | 64.1 | 63.3 | 61.6 | | | | | | | | |
| Avg. Dist. to Rail [m] | 5.2 | 1.7 | 2.5 | 2.6 | 5.1 | 3.2 | | | | | | | | |
| Avg. Stride Freq. [Hz] | 2.4 | 2.5 | 2.4 | 2.4 | 2.5 | 2.3 | | | | | | | | |
| Avg. Stride Length [m] | 6.2 | 7.5 | 7.4 | 7.3 | 7.1 | 6.8 | | | | | | | | |



[] Ranking at each section and finish
-.-.- No data available at this section
NA No data available



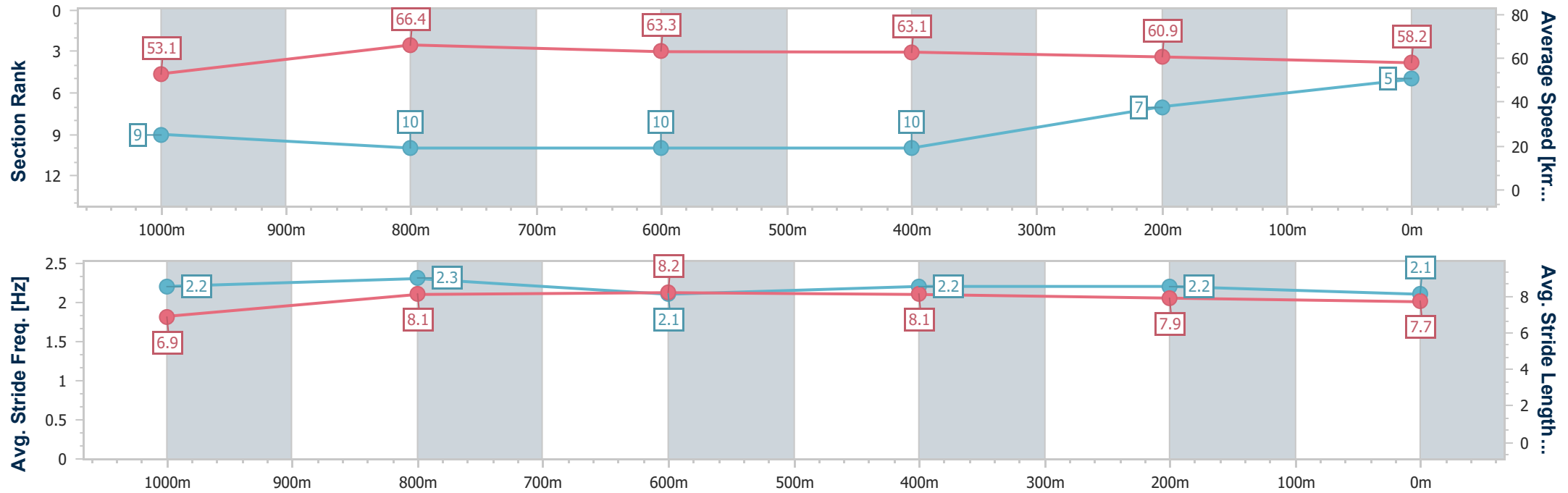
| | |
|--------------------------------|-----------------|
| Horse/Jockey Name | Madnus Lee |
| Final Rank | 5 |
| Fastest Section Time (Section) | 0:10.85 (1000m) |
| Top Speed [km/h] (Section) | 68.4 (1000m) |
| Race State | Finished |



Ladbrokes Cannon Park QLD Professional
Race 3: UNDERWOOD PARTY HIRE Maiden Handicap - 1250m
13 September 2024 - 13:21
Track Rating: Soft 5, Weather: Fine, Rail Position: True



| Section | Overall | 1000m | 800m | 600m | 400m | 200m | | | | | | | |
|------------------------|--------------------------|--------------------------|---------------------------|---------------------------|---------------------------|--------------------------|--|--|--|--|--|--|--|
| Section Times | 1:15.03 [5] (0:16.86) | 0:58.17 [9] (0:10.85) | 0:47.32 [10] (0:11.38) | 0:35.94 [10] (0:11.58) | 0:24.36 [10] (0:12.00) | 0:12.36 [7] (0:12.36) | | | | | | | |
| Average Speed [km/h] | 53.1 | 66.4 | 63.3 | 63.1 | 60.9 | 58.2 | | | | | | | |
| Top Speed [km/h] | 68.0 | 68.4 | 63.7 | 64.3 | 62.1 | 60.6 | | | | | | | |
| Avg. Dist. to Rail [m] | 2.7 | 1.0 | 1.5 | 2.7 | 5.3 | 6.8 | | | | | | | |
| Avg. Stride Freq. [Hz] | 2.2 | 2.3 | 2.1 | 2.2 | 2.2 | 2.1 | | | | | | | |
| Avg. Stride Length [m] | 6.9 | 8.1 | 8.2 | 8.1 | 7.9 | 7.7 | | | | | | | |



[] Ranking at each section and finish
- - - - No data available at this section
NA No data available



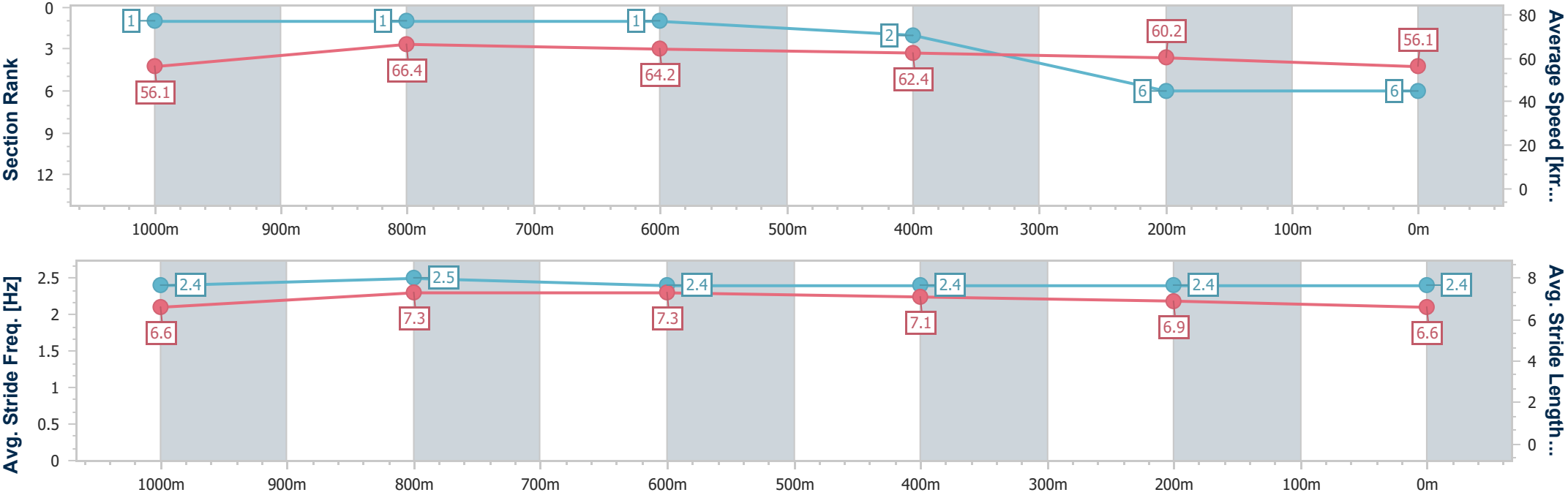
| | |
|--------------------------------|------------------|
| Horse/Jockey Name | Oakfield Panther |
| Final Rank | 6 |
| Fastest Section Time (Section) | 0:10.96 (1000m) |
| Top Speed [km/h] (Section) | 69.8 (Overall) |
| Race State | Finished |



Ladbrokes Cannon Park QLD Professional
Race 3: UNDERWOOD PARTY HIRE Maiden Handicap - 1250m
13 September 2024 - 13:21
Track Rating: Soft 5, Weather: Fine, Rail Position: True



| Section | Overall | 1000m | 800m | 600m | 400m | 200m | | | | | | | |
|------------------------|--------------------------|--------------------------|--------------------------|--------------------------|--------------------------|--------------------------|--|--|--|--|--|--|--|
| Section Times | 1:15.06 [6] (0:16.09) | 0:58.97 [1] (0:10.96) | 0:48.01 [1] (0:11.24) | 0:36.77 [1] (0:11.75) | 0:25.02 [2] (0:12.23) | 0:12.79 [6] (0:12.79) | | | | | | | |
| Average Speed [km/h] | 56.1 | 66.4 | 64.2 | 62.4 | 60.2 | 56.1 | | | | | | | |
| Top Speed [km/h] | 69.8 | 69.5 | 64.8 | 64.7 | 61.3 | 59.4 | | | | | | | |
| Avg. Dist. to Rail [m] | 2.2 | 1.9 | 3.4 | 3.6 | 6.1 | 4.9 | | | | | | | |
| Avg. Stride Freq. [Hz] | 2.4 | 2.5 | 2.4 | 2.4 | 2.4 | 2.4 | | | | | | | |
| Avg. Stride Length [m] | 6.6 | 7.3 | 7.3 | 7.1 | 6.9 | 6.6 | | | | | | | |





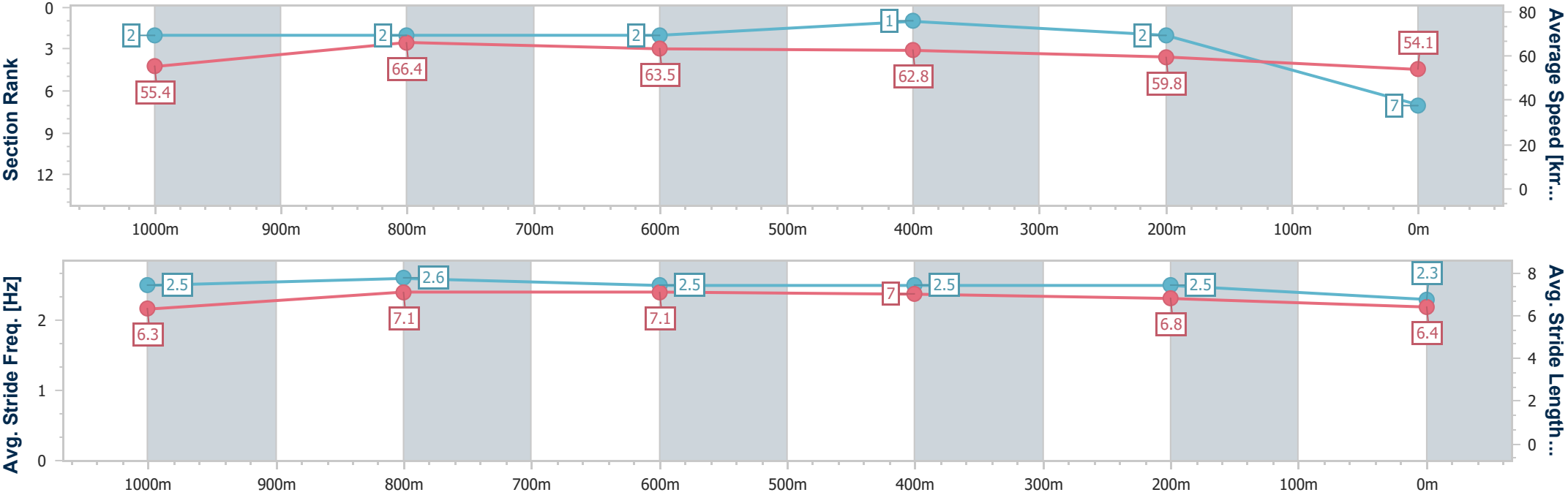
| | |
|--------------------------------|-----------------|
| Horse/Jockey Name | Lake Varna |
| Final Rank | 7 |
| Fastest Section Time (Section) | 0:10.95 (1000m) |
| Top Speed [km/h] (Section) | 68.6 (Overall) |
| Race State | Finished |



Ladbrokes Cannon Park QLD Professional
Race 3: UNDERWOOD PARTY HIRE Maiden Handicap - 1250m
13 September 2024 - 13:21
Track Rating: Soft 5, Weather: Fine, Rail Position: True



| Section | Overall | 1000m | 800m | 600m | 400m | 200m | | | | | | | |
|------------------------|--------------------------|--------------------------|--------------------------|--------------------------|--------------------------|--------------------------|--|--|--|--|--|--|--|
| Section Times | 1:15.45 [7] (0:16.17) | 0:59.28 [2] (0:10.95) | 0:48.33 [2] (0:11.33) | 0:37.00 [2] (0:11.58) | 0:25.42 [1] (0:12.09) | 0:13.33 [2] (0:13.33) | | | | | | | |
| Average Speed [km/h] | 55.4 | 66.4 | 63.5 | 62.8 | 59.8 | 54.1 | | | | | | | |
| Top Speed [km/h] | 68.6 | 68.1 | 64.8 | 64.3 | 62.1 | 59.3 | | | | | | | |
| Avg. Dist. to Rail [m] | 1.6 | 1.1 | 1.4 | 1.4 | 3.4 | 3.2 | | | | | | | |
| Avg. Stride Freq. [Hz] | 2.5 | 2.6 | 2.5 | 2.5 | 2.5 | 2.3 | | | | | | | |
| Avg. Stride Length [m] | 6.3 | 7.1 | 7.1 | 7.0 | 6.8 | 6.4 | | | | | | | |





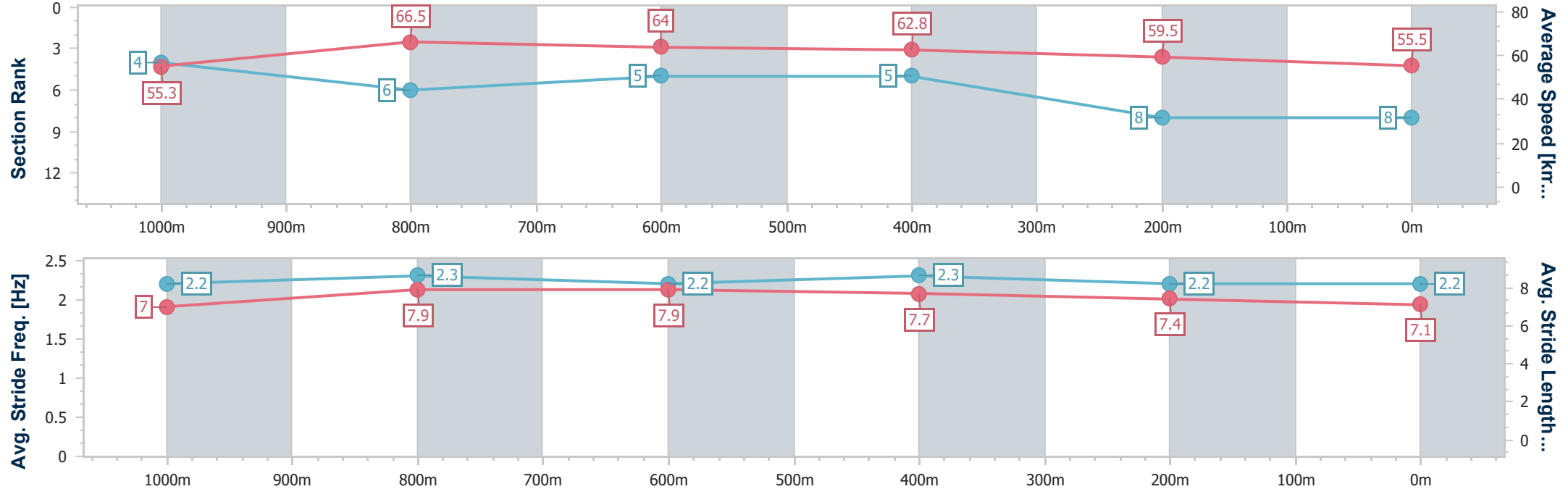
| | |
|--------------------------------|-----------------|
| Horse/Jockey Name | Rockinfeller |
| Final Rank | 8 |
| Fastest Section Time (Section) | 0:11.00 (1000m) |
| Top Speed [km/h] (Section) | 69.0 (Overall) |
| Race State | Finished |



Ladbrokes Cannon Park QLD Professional
Race 3: UNDERWOOD PARTY HIRE Maiden Handicap - 1250m
13 September 2024 - 13:21
Track Rating: Soft 5, Weather: Fine, Rail Position: True



| Section | Overall | 1000m | 800m | 600m | 400m | 200m | | | | | | | |
|------------------------|--------------------------|--------------------------|--------------------------|--------------------------|--------------------------|--------------------------|--|--|--|--|--|--|--|
| Section Times | 1:15.75 [8] (0:16.33) | 0:59.42 [4] (0:11.00) | 0:48.42 [6] (0:11.25) | 0:37.17 [5] (0:11.82) | 0:25.35 [5] (0:12.39) | 0:12.96 [8] (0:12.96) | | | | | | | |
| Average Speed [km/h] | 55.3 | 66.5 | 64.0 | 62.8 | 59.5 | 55.5 | | | | | | | |
| Top Speed [km/h] | 69.0 | 67.7 | 67.6 | 63.9 | 61.0 | 58.5 | | | | | | | |
| Avg. Dist. to Rail [m] | 2.8 | 2.7 | 3.9 | 4.8 | 7.9 | 6.8 | | | | | | | |
| Avg. Stride Freq. [Hz] | 2.2 | 2.3 | 2.2 | 2.3 | 2.2 | 2.2 | | | | | | | |
| Avg. Stride Length [m] | 7.0 | 7.9 | 7.9 | 7.7 | 7.4 | 7.1 | | | | | | | |





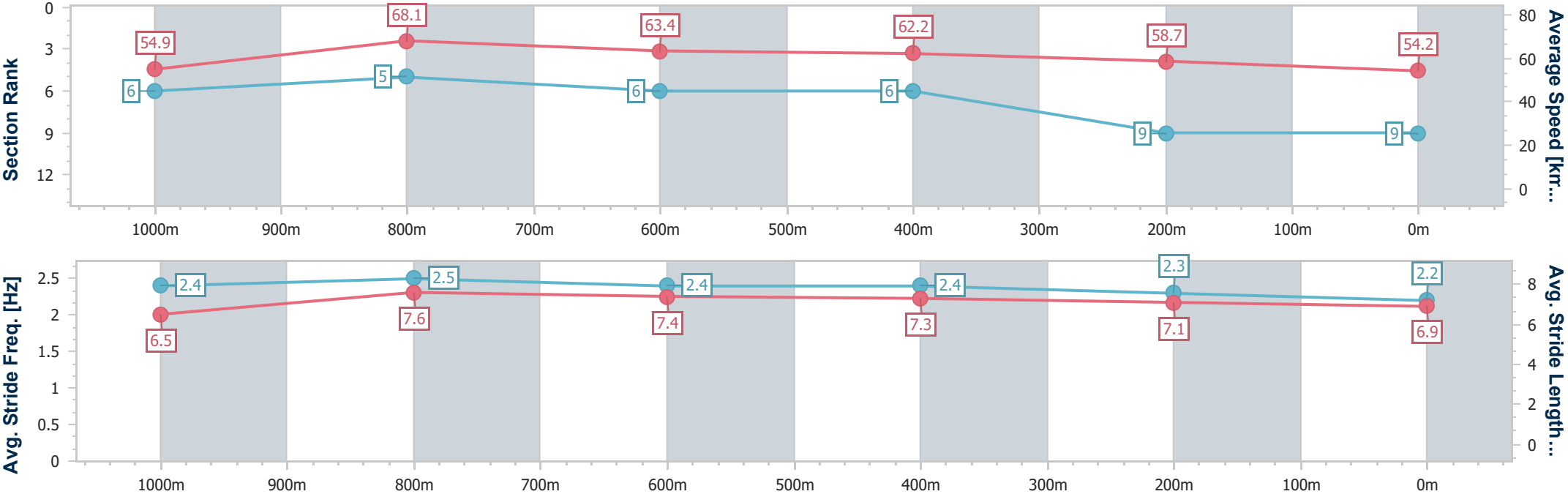
| | |
|--------------------------------|-----------------|
| Horse/Jockey Name | Journo |
| Final Rank | 9 |
| Fastest Section Time (Section) | 0:10.78 (1000m) |
| Top Speed [km/h] (Section) | 69.7 (1000m) |
| Race State | Finished |



Ladbrokes Cannon Park QLD Professional
Race 3: UNDERWOOD PARTY HIRE Maiden Handicap - 1250m
13 September 2024 - 13:21
Track Rating: Soft 5, Weather: Fine, Rail Position: True



| Section | Overall | 1000m | 800m | 600m | 400m | 200m | | | | | | | |
|------------------------|--------------------------|--------------------------|--------------------------|--------------------------|--------------------------|--------------------------|--|--|--|--|--|--|--|
| Section Times | 1:16.28 [9] (0:16.54) | 0:59.74 [6] (0:10.78) | 0:48.96 [5] (0:11.33) | 0:37.63 [6] (0:11.78) | 0:25.85 [6] (0:12.53) | 0:13.32 [9] (0:13.32) | | | | | | | |
| Average Speed [km/h] | 54.9 | 68.1 | 63.4 | 62.2 | 58.7 | 54.2 | | | | | | | |
| Top Speed [km/h] | 69.6 | 69.7 | 65.3 | 63.7 | 60.6 | 57.0 | | | | | | | |
| Avg. Dist. to Rail [m] | 4.4 | 2.9 | 1.7 | 2.4 | 6.9 | 4.4 | | | | | | | |
| Avg. Stride Freq. [Hz] | 2.4 | 2.5 | 2.4 | 2.4 | 2.3 | 2.2 | | | | | | | |
| Avg. Stride Length [m] | 6.5 | 7.6 | 7.4 | 7.3 | 7.1 | 6.9 | | | | | | | |





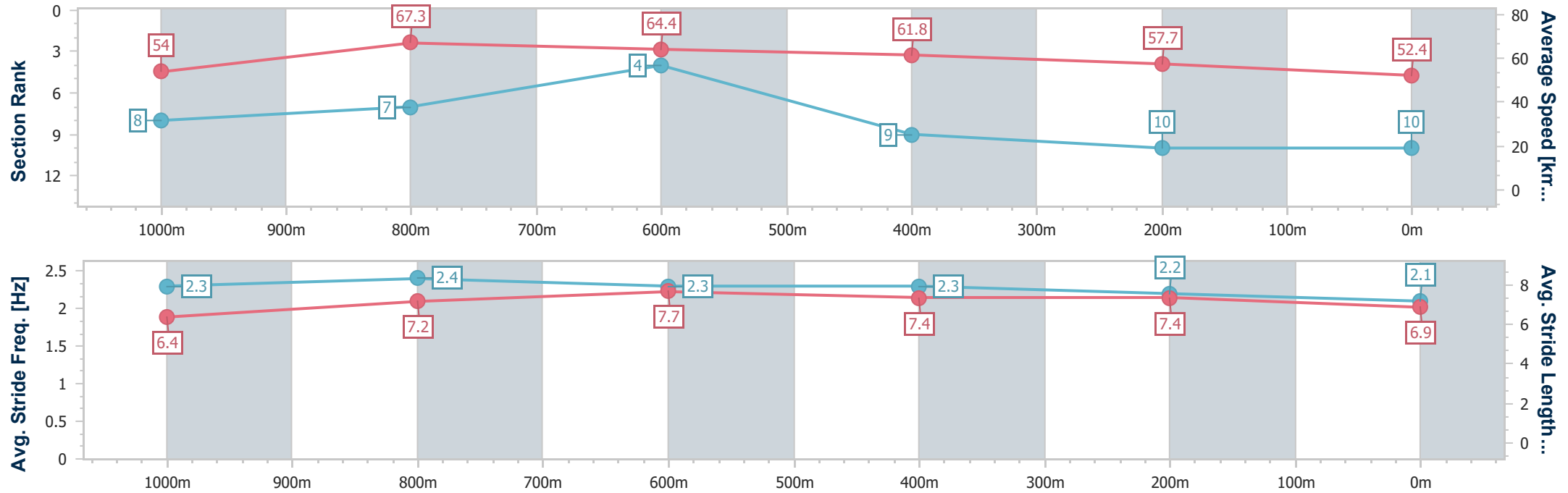
| | |
|--------------------------------|-----------------|
| Horse/Jockey Name | Jaakuna |
| Final Rank | 10 |
| Fastest Section Time (Section) | 0:10.74 (1000m) |
| Top Speed [km/h] (Section) | 68.5 (1000m) |
| Race State | Finished |



Ladbrokes Cannon Park QLD Professional
Race 3: UNDERWOOD PARTY HIRE Maiden Handicap - 1250m
13 September 2024 - 13:21
Track Rating: Soft 5, Weather: Fine, Rail Position: True



| Section | Overall | 1000m | 800m | 600m | 400m | 200m | | | | | | | |
|------------------------|---------------------------|--------------------------|--------------------------|--------------------------|--------------------------|---------------------------|--|--|--|--|--|--|--|
| Section Times | 1:17.12 [10] (0:16.66) | 1:00.46 [8] (0:10.74) | 0:49.72 [7] (0:11.16) | 0:38.56 [4] (0:12.05) | 0:26.51 [9] (0:12.77) | 0:13.74 [10] (0:13.74) | | | | | | | |
| Average Speed [km/h] | 54.0 | 67.3 | 64.4 | 61.8 | 57.7 | 52.4 | | | | | | | |
| Top Speed [km/h] | 68.5 | 68.5 | 65.5 | 63.7 | 59.9 | 56.0 | | | | | | | |
| Avg. Dist. to Rail [m] | 2.7 | 1.3 | 3.5 | 5.0 | 8.3 | 6.3 | | | | | | | |
| Avg. Stride Freq. [Hz] | 2.3 | 2.4 | 2.3 | 2.3 | 2.2 | 2.1 | | | | | | | |
| Avg. Stride Length [m] | 6.4 | 7.2 | 7.7 | 7.4 | 7.4 | 6.9 | | | | | | | |





Ladbroke's Cannon Park QLD Professional
Race 4: CAIRNS KEY REAL ESTATE Class 3 Handicap - 1400m
13 September 2024 - 13:56



Track Rating: Soft 5, Weather: Fine, Rail Position: True

| Section | | Overall | | | | 1200m | 1000m | 800m | 600m | 400m | Last 600m | |
|-------------|-----|----------------------|---------|---------------------|--------------------|----------------------|----------------------|----------------------|----------------------|----------------------|-------------|---------------------------|
| Field Times | | 1:23.18 (0:13.83) | | | | 1:09.35 (0:10.56) | 0:58.79 (0:11.42) | 0:47.37 (0:11.60) | 0:35.77 (0:11.97) | 0:23.80 (0:11.74) | 0:35.77 | |
| Rank | TAB | Horse/Jockey | Barrier | Top Speed [km/h] | Fastest Section | | | | | | | Distance Travelled [m] |
| 1 | 1 | BATTLE ROYALE | 3 | 71.1 | 0:10.56 | 1:23.18 [1] | 1:09.35 [1] | 0:58.79 [1] | 0:47.37 [1] | 0:35.77 [1] | 0:23.80 [1] | 0:35.77 |
| | | Sean Cormack | | 1200m | 1200m | (0:13.83) | (0:10.56) | (0:11.42) | (0:11.60) | (0:11.97) | (0:11.74) | |
| 2 | 2 | SIR MAXIMUS | 10 | 70.2 | 0:10.72 | 1:23.44 [2] | 1:09.54 [2] | 0:58.82 [2] | 0:47.61 [2] | 0:35.81 [3] | 0:23.91 [3] | 0:35.81 -7 |
| | | Chris Whiteley | | 1200m | 1200m | (0:13.90) | (0:10.72) | (0:11.21) | (0:11.80) | (0:11.90) | (0:11.95) | |
| 3 | 5 | THE SHERPA | 8 | 69.8 | 0:10.69 | 1:23.59 [3] | 1:09.40 [5] | 0:58.71 [5] | 0:47.30 [4] | 0:35.86 [4] | 0:24.09 [2] | 0:35.86 -1 |
| | | Nathan Thomas | | 1200m | 1200m | (0:14.19) | (0:10.69) | (0:11.41) | (0:11.44) | (0:11.77) | (0:11.76) | |
| 4 | 7 | CITY OF BOULDER | 5 | 69.5 | 0:10.52 | 1:23.60 [4] | 1:09.20 [7] | 0:58.68 [6] | 0:47.10 [7] | 0:35.70 [6] | 0:23.84 [6] | 0:35.70 -3 |
| | | Ryan Wiggins | | 1200m | 1200m | (0:14.40) | (0:10.52) | (0:11.58) | (0:11.40) | (0:11.86) | (0:11.80) | |
| 5 | 4 | THE REAL THING | 6 | 68.4 | 0:10.66 | 1:23.69 [5] | 1:09.09 [9] | 0:58.43 [9] | 0:46.98 [9] | 0:35.60 [8] | 0:23.75 [7] | 0:35.60 -3 |
| | | Pietro Romeo | | 1200m | 1200m | (0:14.60) | (0:10.66) | (0:11.45) | (0:11.38) | (0:11.85) | (0:11.82) | |
| 6 | 3 | YOU ARE KING | 7 | 70.5 | 0:10.73 | 1:23.72 [6] | 1:09.79 [3] | 0:59.06 [3] | 0:47.65 [3] | 0:36.09 [2] | 0:24.15 [4] | 0:36.09 +1 |
| | | Frank Edwards | | 1200m | 1200m | (0:13.93) | (0:10.73) | (0:11.41) | (0:11.56) | (0:11.94) | (0:11.83) | |
| 7 | 8 | BRADSHAW | 9 | 69.3 | 0:10.66 | 1:23.90 [7] | 1:09.36 [8] | 0:58.70 [8] | 0:47.46 [6] | 0:36.03 [5] | 0:24.16 [5] | 0:36.03 -1 |
| | | Jason Taylor | | 1200m | 1200m | (0:14.54) | (0:10.66) | (0:11.24) | (0:11.43) | (0:11.87) | (0:12.01) | |
| 8 | 6 | WITNESS ATTACK | 1 | 69.5 | 0:10.77 | 1:24.06 [8] | 1:09.80 [6] | 0:59.03 [7] | 0:47.51 [8] | 0:35.87 [9] | 0:23.90 [9] | 0:35.87 +0 |
| | | Graham Kliese | | 1200m | 1200m | (0:14.26) | (0:10.77) | (0:11.52) | (0:11.64) | (0:11.97) | (0:11.63) | |
| 9 | 9 | THEGIRLSGOTTHIS | 2 | 69.6 | 0:10.69 | 1:24.21 [9] | 1:10.20 [4] | 0:59.51 [4] | 0:47.88 [5] | 0:36.15 [7] | 0:24.16 [8] | 0:36.15 -6 |
| | | Isabella Teh | | 1200m | 1200m | (0:14.01) | (0:10.69) | (0:11.63) | (0:11.73) | (0:11.99) | (0:11.88) | |

Scratched: Alexandra Margaret (#10)



Ladbrokes Cannon Park QLD Professional
Race 4: CAIRNS KEY REAL ESTATE Class 3 Handicap - 1400m
13 September 2024 - 13:56



Track Rating: Soft 5, Weather: Fine, Rail Position: True

| Section Field Times | | | | 200m 0:12.06 (0:12.06) | | Last 600m 0:35.77 | | | |
|------------------------|-----|-----------------|---------|------------------------------|--------------------|----------------------|---------|---------|---------------------------|
| Rank | TAB | Horse/Jockey | Barrier | Top Speed [km/h] | Fastest Section | Margin | | | Distance Travelled [m] |
| 1 | 1 | BATTLE ROYALE | 3 | 71.1 | 0:10.56 | 0:12.06 [1] | 1:23.18 | 0:35.77 | |
| | | Sean Cormack | | 1200m | 1200m | (0:12.06) | | | |
| 2 | 2 | SIR MAXIMUS | 10 | 70.2 | 0:10.72 | 0:11.96 [4] | 1.49L | 0:35.81 | -7 |
| | | Chris Whiteley | | 1200m | 1200m | (0:11.96) | | | |
| 3 | 5 | THE SHERPA | 8 | 69.8 | 0:10.69 | 0:12.33 [2] | 2.38L | 0:35.86 | -1 |
| | | Nathan Thomas | | 1200m | 1200m | (0:12.33) | | | |
| 4 | 7 | CITY OF BOULDER | 5 | 69.5 | 0:10.52 | 0:12.04 [5] | 2.48L | 0:35.70 | -3 |
| | | Ryan Wiggins | | 1200m | 1200m | (0:12.04) | | | |
| 5 | 4 | THE REAL THING | 6 | 68.4 | 0:10.66 | 0:11.93 [7] | 2.98L | 0:35.60 | -3 |
| | | Pietro Romeo | | 1200m | 1200m | (0:11.93) | | | |
| 6 | 3 | YOU ARE KING | 7 | 70.5 | 0:10.73 | 0:12.32 [3] | 3.14L | 0:36.09 | +1 |
| | | Frank Edwards | | 1200m | 1200m | (0:12.32) | | | |
| 7 | 8 | BRADSHAW | 9 | 69.3 | 0:10.66 | 0:12.15 [6] | 4.21L | 0:36.03 | -1 |
| | | Jason Taylor | | 1200m | 1200m | (0:12.15) | | | |
| 8 | 6 | WITNESS ATTACK | 1 | 69.5 | 0:10.77 | 0:12.27 [8] | 5.16L | 0:35.87 | +0 |
| | | Graham Kliese | | 1200m | 1200m | (0:12.27) | | | |
| 9 | 9 | THEGIRLSGOTTHIS | 2 | 69.6 | 0:10.69 | 0:12.28 [9] | 6.07L | 0:36.15 | -6 |
| | | Isabella Teh | | 1200m | 1200m | (0:12.28) | | | |

Scratched: Alexandra Margaret (#10)



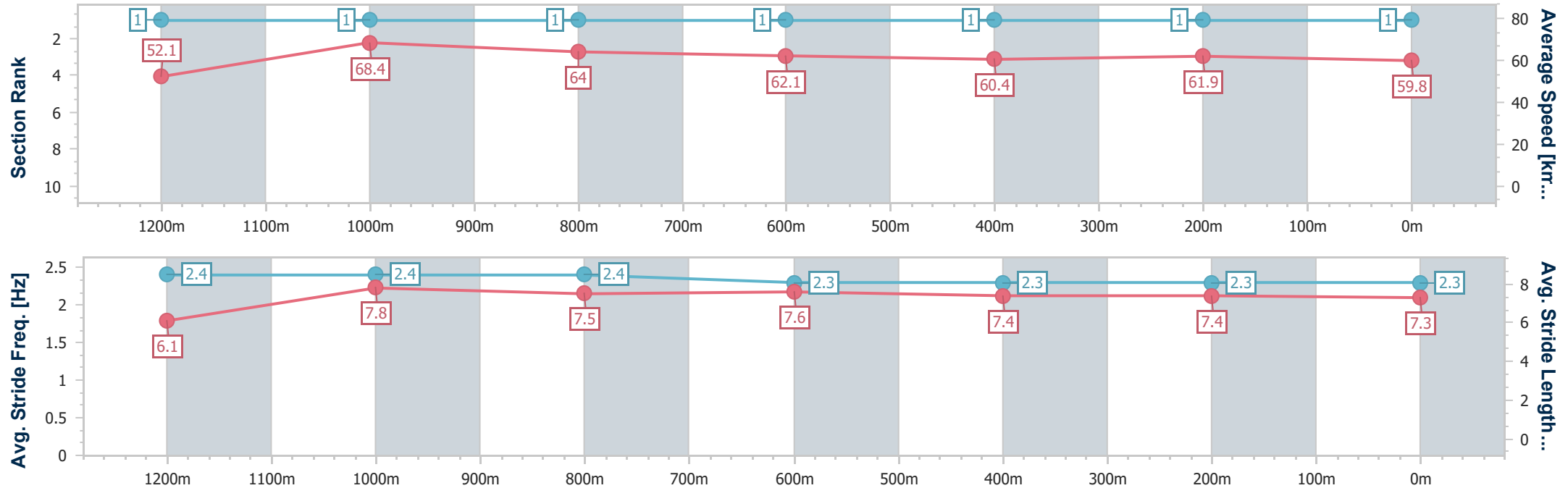
| | |
|--------------------------------|-----------------|
| Horse/Jockey Name | Battle Royale |
| Final Rank | 1 |
| Fastest Section Time (Section) | 0:10.56 (1200m) |
| Top Speed [km/h] (Section) | 71.1 (1200m) |
| Race State | Finished |



Ladbrokes Cannon Park QLD Professional
Race 4: CAIRNS KEY REAL ESTATE Class 3 Handicap - 1400m
13 September 2024 - 13:56
Track Rating: Soft 5, Weather: Fine, Rail Position: True



| Section | Overall | 1200m | 1000m | 800m | 600m | 400m | 200m | | | | | | |
|------------------------|--------------------------|--------------------------|--------------------------|--------------------------|--------------------------|--------------------------|--------------------------|--|--|--|--|--|--|
| Section Times | 1:23.18 [1] (0:13.83) | 1:09.35 [1] (0:10.56) | 0:58.79 [1] (0:11.42) | 0:47.37 [1] (0:11.60) | 0:35.77 [1] (0:11.97) | 0:23.80 [1] (0:11.74) | 0:12.06 [1] (0:12.06) | | | | | | |
| Average Speed [km/h] | 52.1 | 68.4 | 64.0 | 62.1 | 60.4 | 61.9 | 59.8 | | | | | | |
| Top Speed [km/h] | 69.9 | 71.1 | 65.5 | 63.6 | 61.4 | 62.4 | 62.1 | | | | | | |
| Avg. Dist. to Rail [m] | 2.5 | 1.6 | 2.6 | 1.5 | 0.9 | 2.6 | 1.5 | | | | | | |
| Avg. Stride Freq. [Hz] | 2.4 | 2.4 | 2.4 | 2.3 | 2.3 | 2.3 | 2.3 | | | | | | |
| Avg. Stride Length [m] | 6.1 | 7.8 | 7.5 | 7.6 | 7.4 | 7.4 | 7.3 | | | | | | |



- [] Ranking at each section and finish
- .-.- No data available at this section
- NA No data available



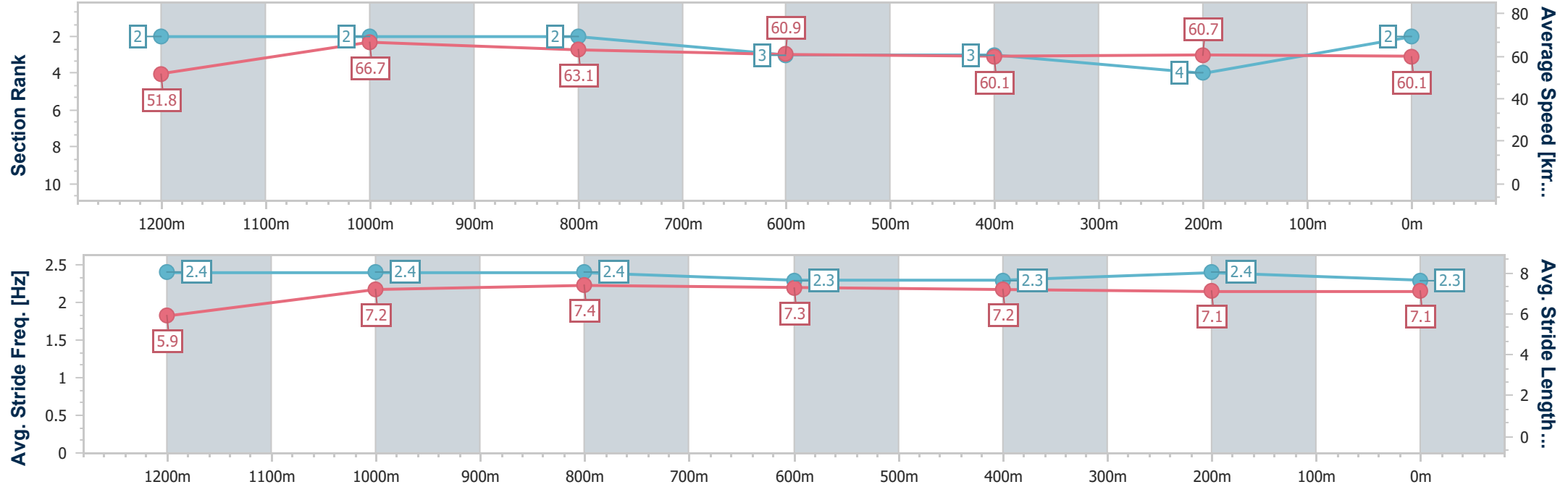
| | |
|--------------------------------|-----------------|
| Horse/Jockey Name | Sir Maximus |
| Final Rank | 2 |
| Fastest Section Time (Section) | 0:10.72 (1200m) |
| Top Speed [km/h] (Section) | 70.2 (1200m) |
| Race State | Finished |



Ladbrokes Cannon Park QLD Professional
Race 4: CAIRNS KEY REAL ESTATE Class 3 Handicap - 1400m
13 September 2024 - 13:56
Track Rating: Soft 5, Weather: Fine, Rail Position: True



| Section | Overall | 1200m | 1000m | 800m | 600m | 400m | 200m | | | | | | |
|------------------------|--------------------------|--------------------------|--------------------------|--------------------------|--------------------------|--------------------------|--------------------------|--|--|--|--|--|--|
| Section Times | 1:23.44 [2] (0:13.90) | 1:09.54 [2] (0:10.72) | 0:58.82 [2] (0:11.21) | 0:47.61 [2] (0:11.80) | 0:35.81 [3] (0:11.90) | 0:23.91 [3] (0:11.95) | 0:11.96 [4] (0:11.96) | | | | | | |
| Average Speed [km/h] | 51.8 | 66.7 | 63.1 | 60.9 | 60.1 | 60.7 | 60.1 | | | | | | |
| Top Speed [km/h] | 68.4 | 70.2 | 66.5 | 62.0 | 61.7 | 62.0 | 61.7 | | | | | | |
| Avg. Dist. to Rail [m] | 4.0 | 2.4 | 3.3 | 4.5 | 2.5 | 3.5 | 2.5 | | | | | | |
| Avg. Stride Freq. [Hz] | 2.4 | 2.4 | 2.4 | 2.3 | 2.3 | 2.4 | 2.3 | | | | | | |
| Avg. Stride Length [m] | 5.9 | 7.2 | 7.4 | 7.3 | 7.2 | 7.1 | 7.1 | | | | | | |



[] Ranking at each section and finish
-.-.- No data available at this section
NA No data available



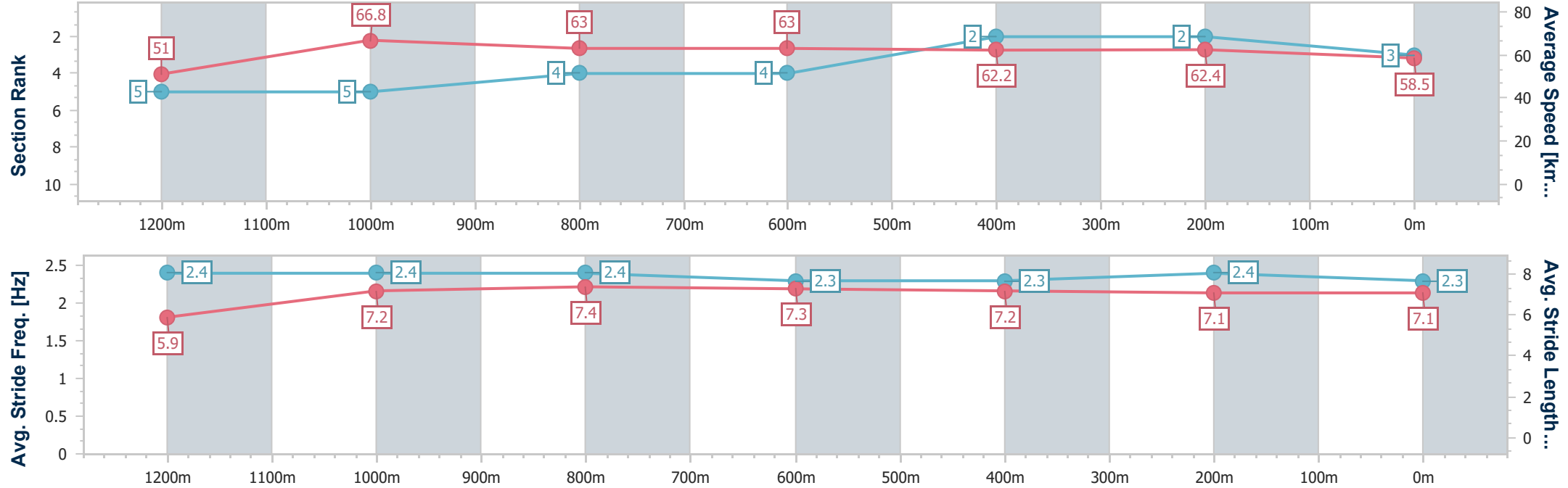
| | |
|--------------------------------|-----------------|
| Horse/Jockey Name | The Sherpa |
| Final Rank | 3 |
| Fastest Section Time (Section) | 0:10.69 (1200m) |
| Top Speed [km/h] (Section) | 69.8 (1200m) |
| Race State | Finished |



Ladbrokes Cannon Park QLD Professional
Race 4: CAIRNS KEY REAL ESTATE Class 3 Handicap - 1400m
13 September 2024 - 13:56
Track Rating: Soft 5, Weather: Fine, Rail Position: True



| Section | Overall | 1200m | 1000m | 800m | 600m | 400m | 200m | | | | | | |
|------------------------|--------------------------|--------------------------|--------------------------|--------------------------|--------------------------|--------------------------|--------------------------|--|--|--|--|--|--|
| Section Times | 1:23.59 [3] (0:14.19) | 1:09.40 [5] (0:10.69) | 0:58.71 [5] (0:11.41) | 0:47.30 [4] (0:11.44) | 0:35.86 [4] (0:11.77) | 0:24.09 [2] (0:11.76) | 0:12.33 [2] (0:12.33) | | | | | | |
| Average Speed [km/h] | 51.0 | 66.8 | 63.0 | 63.0 | 62.2 | 62.4 | 58.5 | | | | | | |
| Top Speed [km/h] | 68.4 | 69.8 | 64.5 | 63.9 | 63.1 | 64.1 | 62.1 | | | | | | |
| Avg. Dist. to Rail [m] | 3.2 | 1.3 | 0.8 | 0.9 | 2.5 | 6.7 | 6.2 | | | | | | |
| Avg. Stride Freq. [Hz] | 2.4 | 2.4 | 2.4 | 2.3 | 2.3 | 2.4 | 2.3 | | | | | | |
| Avg. Stride Length [m] | 5.9 | 7.2 | 7.4 | 7.3 | 7.2 | 7.1 | 7.1 | | | | | | |





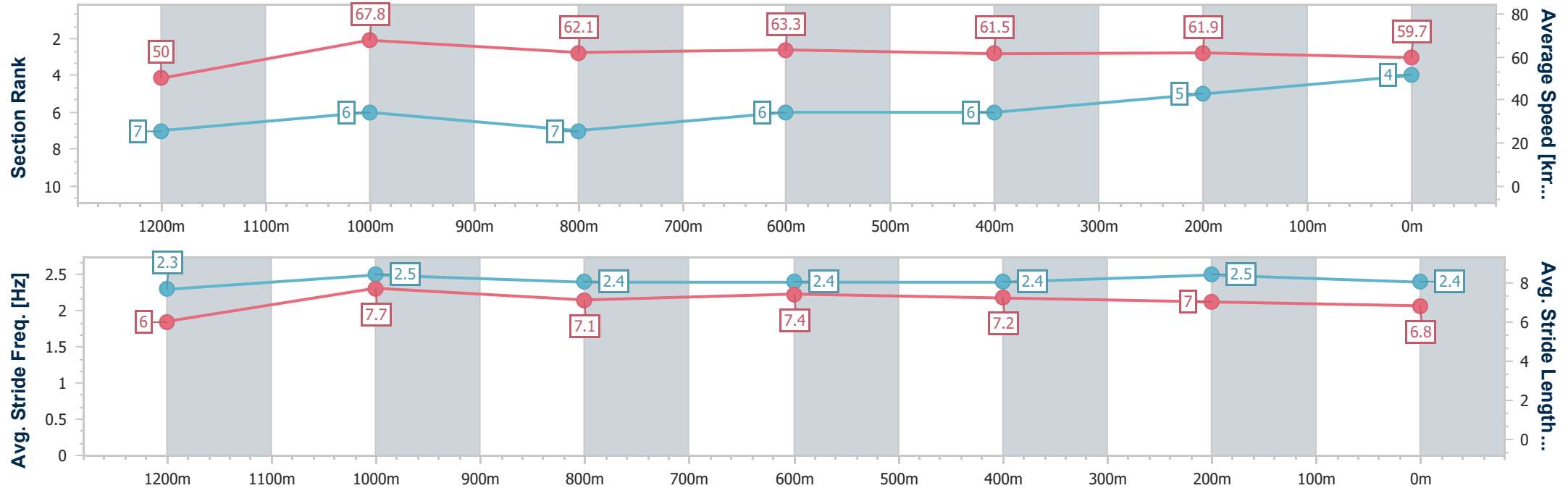
| | |
|--------------------------------|-----------------|
| Horse/Jockey Name | City Of Boulder |
| Final Rank | 4 |
| Fastest Section Time (Section) | 0:10.52 (1200m) |
| Top Speed [km/h] (Section) | 69.5 (1200m) |
| Race State | Finished |



Ladbrokes Cannon Park QLD Professional
Race 4: CAIRNS KEY REAL ESTATE Class 3 Handicap - 1400m
13 September 2024 - 13:56
Track Rating: Soft 5, Weather: Fine, Rail Position: True



| Section | Overall | 1200m | 1000m | 800m | 600m | 400m | 200m | | | | | | |
|------------------------|--------------------------|--------------------------|--------------------------|--------------------------|--------------------------|--------------------------|--------------------------|--|--|--|--|--|--|
| Section Times | 1:23.60 [4] (0:14.40) | 1:09.20 [7] (0:10.52) | 0:58.68 [6] (0:11.58) | 0:47.10 [7] (0:11.40) | 0:35.70 [6] (0:11.86) | 0:23.84 [6] (0:11.80) | 0:12.04 [5] (0:12.04) | | | | | | |
| Average Speed [km/h] | 50.0 | 67.8 | 62.1 | 63.3 | 61.5 | 61.9 | 59.7 | | | | | | |
| Top Speed [km/h] | 68.9 | 69.5 | 65.1 | 65.2 | 62.3 | 62.5 | 61.9 | | | | | | |
| Avg. Dist. to Rail [m] | 3.8 | 3.5 | 1.1 | 1.8 | 2.4 | 5.4 | 6.2 | | | | | | |
| Avg. Stride Freq. [Hz] | 2.3 | 2.5 | 2.4 | 2.4 | 2.4 | 2.5 | 2.4 | | | | | | |
| Avg. Stride Length [m] | 6.0 | 7.7 | 7.1 | 7.4 | 7.2 | 7.0 | 6.8 | | | | | | |





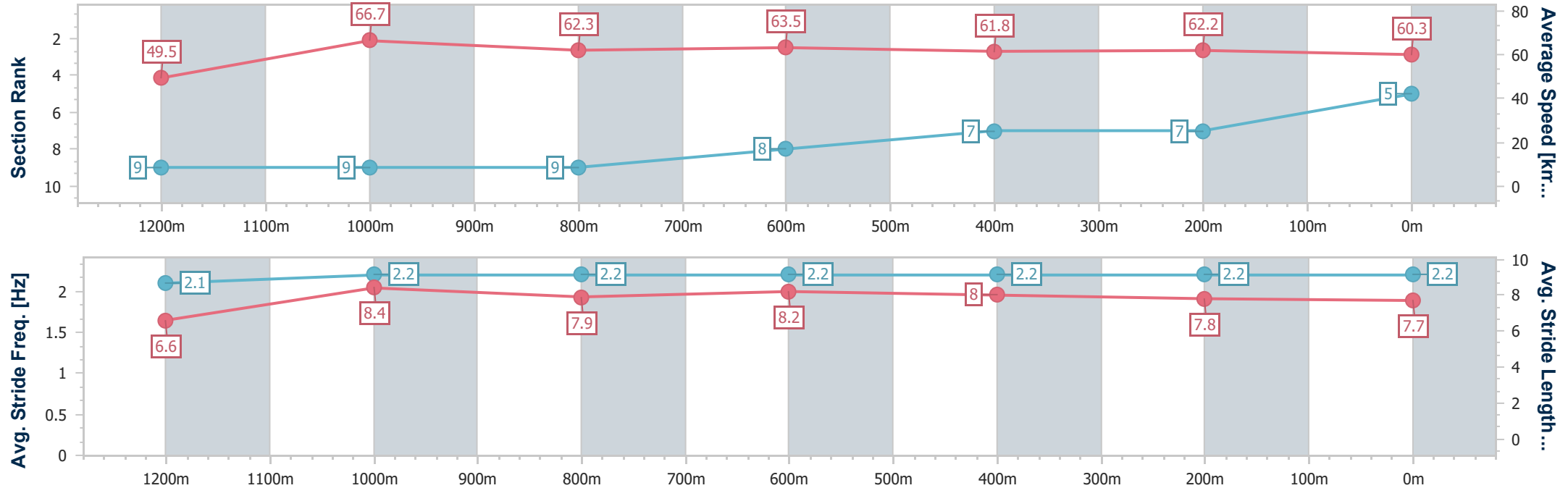
| | |
|--------------------------------|-----------------|
| Horse/Jockey Name | The Real Thing |
| Final Rank | 5 |
| Fastest Section Time (Section) | 0:10.66 (1200m) |
| Top Speed [km/h] (Section) | 68.4 (1200m) |
| Race State | Finished |



Ladbrokes Cannon Park QLD Professional
Race 4: CAIRNS KEY REAL ESTATE Class 3 Handicap - 1400m
13 September 2024 - 13:56
Track Rating: Soft 5, Weather: Fine, Rail Position: True



| Section | Overall | 1200m | 1000m | 800m | 600m | 400m | 200m | | | | | | |
|------------------------|--------------------------|--------------------------|--------------------------|--------------------------|--------------------------|--------------------------|--------------------------|--|--|--|--|--|--|
| Section Times | 1:23.69 [5] (0:14.60) | 1:09.09 [9] (0:10.66) | 0:58.43 [9] (0:11.45) | 0:46.98 [9] (0:11.38) | 0:35.60 [8] (0:11.85) | 0:23.75 [7] (0:11.82) | 0:11.93 [7] (0:11.93) | | | | | | |
| Average Speed [km/h] | 49.5 | 66.7 | 62.3 | 63.5 | 61.8 | 62.2 | 60.3 | | | | | | |
| Top Speed [km/h] | 68.2 | 68.4 | 64.4 | 65.2 | 62.6 | 63.0 | 61.9 | | | | | | |
| Avg. Dist. to Rail [m] | 2.3 | 1.3 | 1.6 | 1.7 | 3.2 | 7.0 | 10.1 | | | | | | |
| Avg. Stride Freq. [Hz] | 2.1 | 2.2 | 2.2 | 2.2 | 2.2 | 2.2 | 2.2 | | | | | | |
| Avg. Stride Length [m] | 6.6 | 8.4 | 7.9 | 8.2 | 8.0 | 7.8 | 7.7 | | | | | | |





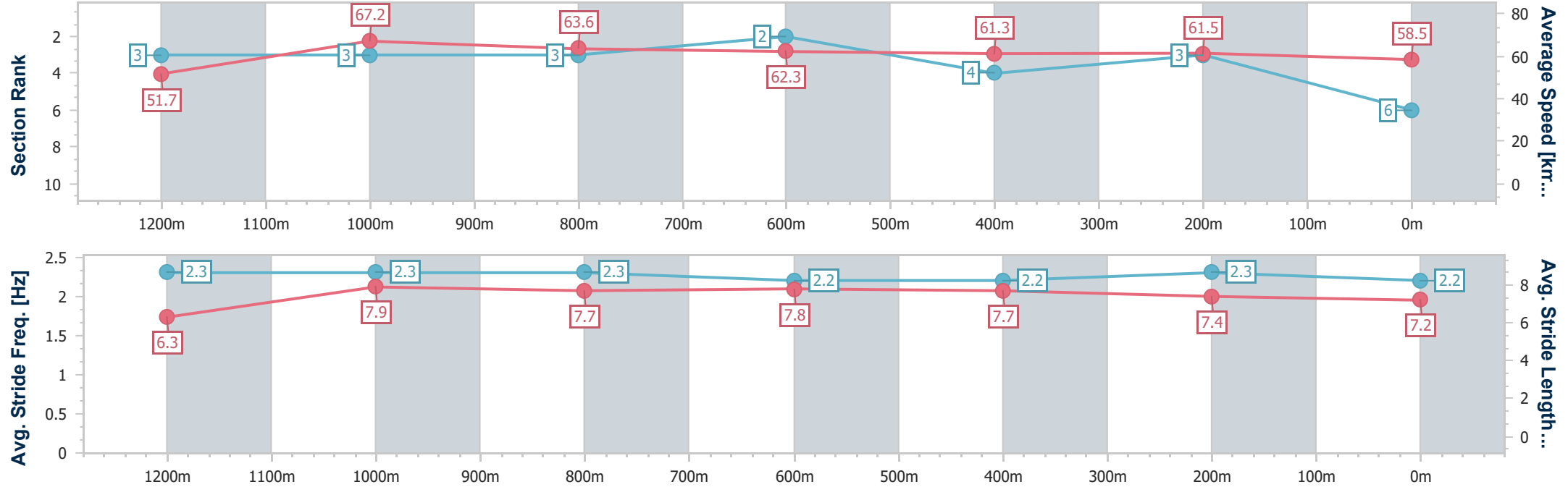
| | |
|--------------------------------|-----------------|
| Horse/Jockey Name | You Are King |
| Final Rank | 6 |
| Fastest Section Time (Section) | 0:10.73 (1200m) |
| Top Speed [km/h] (Section) | 70.5 (1200m) |
| Race State | Finished |



Ladbrokes Cannon Park QLD Professional
Race 4: CAIRNS KEY REAL ESTATE Class 3 Handicap - 1400m
13 September 2024 - 13:56
Track Rating: Soft 5, Weather: Fine, Rail Position: True



| Section | Overall | 1200m | 1000m | 800m | 600m | 400m | 200m | | | | | | |
|------------------------|--------------------------|--------------------------|--------------------------|--------------------------|--------------------------|--------------------------|--------------------------|--|--|--|--|--|--|
| Section Times | 1:23.72 [6] (0:13.93) | 1:09.79 [3] (0:10.73) | 0:59.06 [3] (0:11.41) | 0:47.65 [3] (0:11.56) | 0:36.09 [2] (0:11.94) | 0:24.15 [4] (0:11.83) | 0:12.32 [3] (0:12.32) | | | | | | |
| Average Speed [km/h] | 51.7 | 67.2 | 63.6 | 62.3 | 61.3 | 61.5 | 58.5 | | | | | | |
| Top Speed [km/h] | 69.6 | 70.5 | 64.7 | 63.4 | 62.1 | 63.2 | 61.7 | | | | | | |
| Avg. Dist. to Rail [m] | 2.4 | 0.9 | 1.4 | 1.3 | 1.8 | 4.1 | 3.5 | | | | | | |
| Avg. Stride Freq. [Hz] | 2.3 | 2.3 | 2.3 | 2.2 | 2.2 | 2.3 | 2.2 | | | | | | |
| Avg. Stride Length [m] | 6.3 | 7.9 | 7.7 | 7.8 | 7.7 | 7.4 | 7.2 | | | | | | |





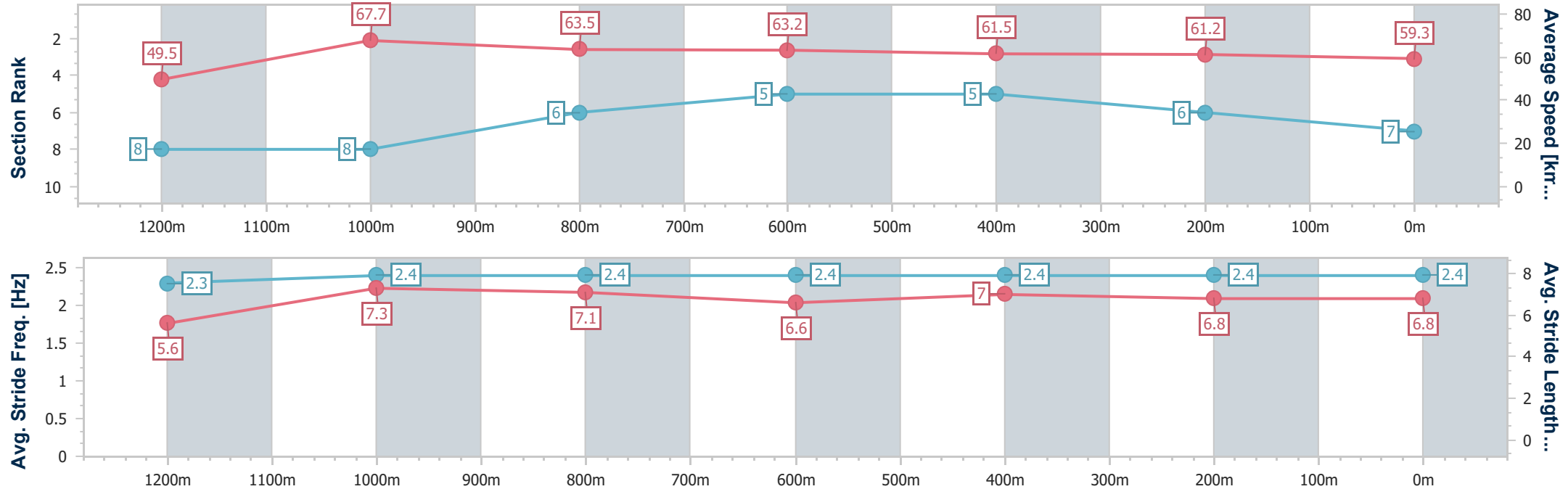
| | |
|--------------------------------|-----------------|
| Horse/Jockey Name | Bradshaw |
| Final Rank | 7 |
| Fastest Section Time (Section) | 0:10.66 (1200m) |
| Top Speed [km/h] (Section) | 69.3 (1200m) |
| Race State | Finished |



Ladbrokes Cannon Park QLD Professional
Race 4: CAIRNS KEY REAL ESTATE Class 3 Handicap - 1400m
13 September 2024 - 13:56
Track Rating: Soft 5, Weather: Fine, Rail Position: True



| Section | Overall | 1200m | 1000m | 800m | 600m | 400m | 200m | | | | | | |
|------------------------|--------------------------|--------------------------|--------------------------|--------------------------|--------------------------|--------------------------|--------------------------|--|--|--|--|--|--|
| Section Times | 1:23.90 [7] (0:14.54) | 1:09.36 [8] (0:10.66) | 0:58.70 [8] (0:11.24) | 0:47.46 [6] (0:11.43) | 0:36.03 [5] (0:11.87) | 0:24.16 [5] (0:12.01) | 0:12.15 [6] (0:12.15) | | | | | | |
| Average Speed [km/h] | 49.5 | 67.7 | 63.5 | 63.2 | 61.5 | 61.2 | 59.3 | | | | | | |
| Top Speed [km/h] | 68.0 | 69.3 | 65.8 | 65.9 | 62.5 | 62.9 | 60.1 | | | | | | |
| Avg. Dist. to Rail [m] | 4.1 | 0.5 | 1.1 | 0.6 | 2.2 | 8.3 | 10.9 | | | | | | |
| Avg. Stride Freq. [Hz] | 2.3 | 2.4 | 2.4 | 2.4 | 2.4 | 2.4 | 2.4 | | | | | | |
| Avg. Stride Length [m] | 5.6 | 7.3 | 7.1 | 6.6 | 7.0 | 6.8 | 6.8 | | | | | | |





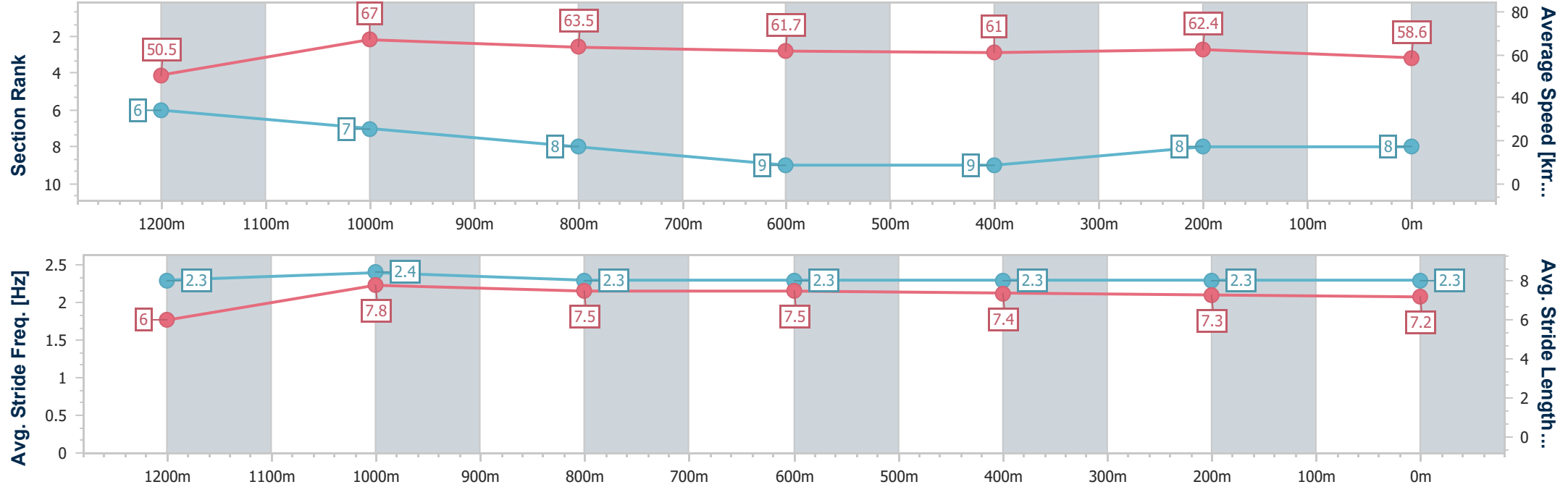
| | |
|--------------------------------|-----------------|
| Horse/Jockey Name | Witness Attack |
| Final Rank | 8 |
| Fastest Section Time (Section) | 0:10.77 (1200m) |
| Top Speed [km/h] (Section) | 69.5 (1200m) |
| Race State | Finished |



Ladbrokes Cannon Park QLD Professional
Race 4: CAIRNS KEY REAL ESTATE Class 3 Handicap - 1400m
13 September 2024 - 13:56
Track Rating: Soft 5, Weather: Fine, Rail Position: True



| Section | Overall | 1200m | 1000m | 800m | 600m | 400m | 200m | | | | | | |
|------------------------|--------------------------|--------------------------|--------------------------|--------------------------|--------------------------|--------------------------|--------------------------|--|--|--|--|--|--|
| Section Times | 1:24.06 [8] (0:14.26) | 1:09.80 [6] (0:10.77) | 0:59.03 [7] (0:11.52) | 0:47.51 [8] (0:11.64) | 0:35.87 [9] (0:11.97) | 0:23.90 [9] (0:11.63) | 0:12.27 [8] (0:12.27) | | | | | | |
| Average Speed [km/h] | 50.5 | 67.0 | 63.5 | 61.7 | 61.0 | 62.4 | 58.6 | | | | | | |
| Top Speed [km/h] | 68.6 | 69.5 | 65.0 | 63.9 | 62.4 | 63.8 | 61.3 | | | | | | |
| Avg. Dist. to Rail [m] | 2.2 | 0.8 | 2.4 | 1.1 | 1.6 | 4.4 | 4.4 | | | | | | |
| Avg. Stride Freq. [Hz] | 2.3 | 2.4 | 2.3 | 2.3 | 2.3 | 2.3 | 2.3 | | | | | | |
| Avg. Stride Length [m] | 6.0 | 7.8 | 7.5 | 7.5 | 7.4 | 7.3 | 7.2 | | | | | | |





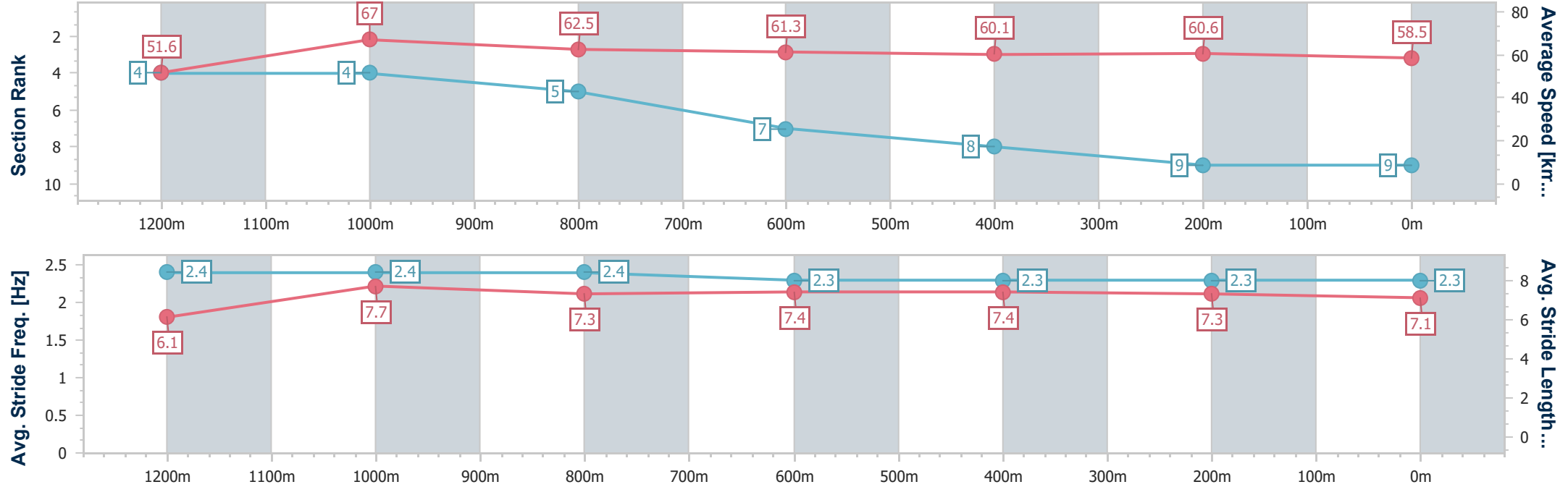
| | |
|--------------------------------|-----------------|
| Horse/Jockey Name | Thegirlsgotthis |
| Final Rank | 9 |
| Fastest Section Time (Section) | 0:10.69 (1200m) |
| Top Speed [km/h] (Section) | 69.6 (1200m) |
| Race State | Finished |



Ladbrokes Cannon Park QLD Professional
Race 4: CAIRNS KEY REAL ESTATE Class 3 Handicap - 1400m
13 September 2024 - 13:56
Track Rating: Soft 5, Weather: Fine, Rail Position: True



| Section | Overall | 1200m | 1000m | 800m | 600m | 400m | 200m | | | | | | |
|------------------------|--------------------------|--------------------------|--------------------------|--------------------------|--------------------------|--------------------------|--------------------------|--|--|--|--|--|--|
| Section Times | 1:24.21 [9] (0:14.01) | 1:10.20 [4] (0:10.69) | 0:59.51 [4] (0:11.63) | 0:47.88 [5] (0:11.73) | 0:36.15 [7] (0:11.99) | 0:24.16 [8] (0:11.88) | 0:12.28 [9] (0:12.28) | | | | | | |
| Average Speed [km/h] | 51.6 | 67.0 | 62.5 | 61.3 | 60.1 | 60.6 | 58.5 | | | | | | |
| Top Speed [km/h] | 67.5 | 69.6 | 64.8 | 62.3 | 60.7 | 61.8 | 60.8 | | | | | | |
| Avg. Dist. to Rail [m] | 2.0 | 1.1 | 1.1 | 0.6 | 0.5 | 1.6 | 1.2 | | | | | | |
| Avg. Stride Freq. [Hz] | 2.4 | 2.4 | 2.4 | 2.3 | 2.3 | 2.3 | 2.3 | | | | | | |
| Avg. Stride Length [m] | 6.1 | 7.7 | 7.3 | 7.4 | 7.4 | 7.3 | 7.1 | | | | | | |





Ladbroke's Cannon Park QLD Professional
Race 5: GREAT NORTHERN BREWING CO. OPEN Handicap - 950m
13 September 2024 - 14:31



Track Rating: Soft 5, Weather: Fine, Rail Position: True

| Section | | | | | | Overall | 800m | 600m | 400m | 200m | Last 600m | | |
|-------------|-----|---------------------|---------|---------------------|--------------------|----------------------|----------------------|----------------------|----------------------|----------------------|-----------|------------|--|
| Field Times | | | | | | 0:53.93 (0:10.18) | 0:43.75 (0:10.25) | 0:33.50 (0:10.81) | 0:22.69 (0:11.25) | 0:11.44 (0:11.44) | 0:33.50 | | |
| Rank | TAB | Horse/Jockey | Barrier | Top Speed [km/h] | Fastest Section | | | | | | Margin | | |
| 1 | 1 | YES DREAM | 10 | 70.6 | 0:10.32 | 0:53.93 [1] | 0:43.43 [7] | 0:33.11 [6] | 0:22.29 [4] | 0:11.20 [6] | 0:53.93 | 0:33.11 | |
| | | Frank Edwards | | 800m | 800m | (0:10.50) | (0:10.32) | (0:10.82) | (0:11.09) | (0:11.20) | | | |
| 2 | 5 | THE HANGER CAT | 8 | 70.9 | 0:10.39 | 0:53.99 [2] | 0:43.60 [3] | 0:33.19 [5] | 0:22.27 [6] | 0:11.29 [5] | 0.31L | 0:33.19 -1 | |
| | | Justin Huxtable | | Overall | Overall | (0:10.39) | (0:10.41) | (0:10.92) | (0:10.98) | (0:11.29) | | | |
| 3 | 7 | INVESTOR | 1 | 70.1 | 0:10.38 | 0:54.20 [3] | 0:43.28 [8] | 0:32.90 [8] | 0:22.20 [8] | 0:11.30 [8] | 1.58L | 0:32.90 -5 | |
| | | Georgina Cartwright | | 800m | 800m | (0:10.92) | (0:10.38) | (0:10.70) | (0:10.90) | (0:11.30) | | | |
| 4 | 4 | COCHRANE | 3 | 70.3 | 0:10.35 | 0:54.22 [4] | 0:43.86 [2] | 0:33.51 [3] | 0:22.67 [3] | 0:11.63 [2] | 1.68L | 0:33.51 +0 | |
| | | Michael Murphy | | 800m | 800m | (0:10.36) | (0:10.35) | (0:10.84) | (0:11.04) | (0:11.63) | | | |
| 5 | 3 | MISSILE THUNDER | 2 | 70.3 | 0:10.41 | 0:54.25 [5] | 0:43.76 [6] | 0:33.35 [7] | 0:22.61 [4] | 0:11.65 [3] | 1.89L | 0:33.35 -6 | |
| | | Nathan Thomas | | 600m | 800m | (0:10.49) | (0:10.41) | (0:10.74) | (0:10.96) | (0:11.65) | | | |
| 6 | 6 | ALI'S JAB | 5 | 72.5 | 0:10.07 | 0:54.26 [6] | 0:43.82 [5] | 0:33.75 [2] | 0:23.02 [1] | 0:11.77 [1] | 1.94L | 0:33.75 -3 | |
| | | Lacey Morrison | | 800m | 800m | (0:10.44) | (0:10.07) | (0:10.73) | (0:11.25) | (0:11.77) | | | |
| 7 | 9 | LOUD NOISE | 9 | 71.0 | 0:10.18 | 0:54.28 [7] | 0:44.10 [1] | 0:33.85 [1] | 0:22.95 [2] | 0:11.63 [4] | 2.04L | 0:33.85 -1 | |
| | | Isabella Teh | | 800m | Overall | (0:10.18) | (0:10.25) | (0:10.90) | (0:11.32) | (0:11.63) | | | |
| 8 | 2 | NORTHERN PRIDE | 4 | 70.9 | 0:10.37 | 0:54.37 [8] | 0:43.96 [4] | 0:33.59 [4] | 0:22.61 [7] | 0:11.50 [7] | 2.56L | 0:33.59 +2 | |
| | | Gabrielle Semmens | | 800m | 800m | (0:10.41) | (0:10.37) | (0:10.98) | (0:11.11) | (0:11.50) | | | |

Scratched: Zi Win (#10), Red Boomshakalaka (#8)



| | |
|--------------------------------|----------------|
| Horse/Jockey Name | Yes Dream |
| Final Rank | 1 |
| Fastest Section Time (Section) | 0:10.32 (800m) |
| Top Speed [km/h] (Section) | 70.6 (800m) |
| Race State | Finished |



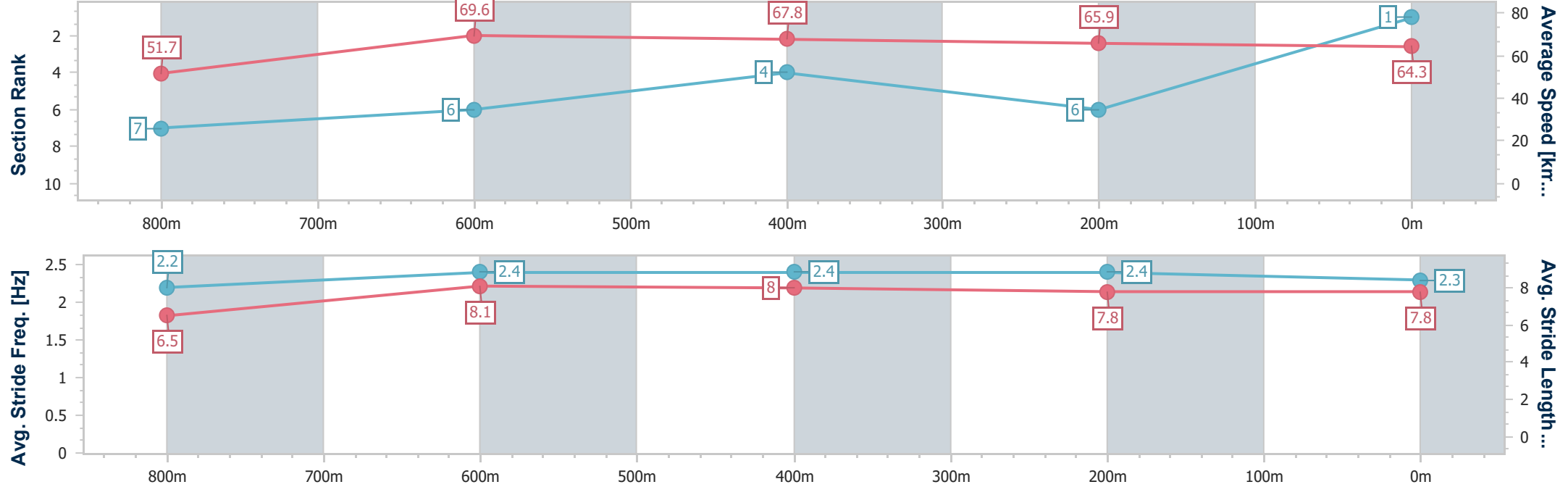
Ladbroke's Cannon Park QLD Professional
Race 5: GREAT NORTHERN BREWING CO. OPEN Handicap - 950m

13 September 2024 - 14:31

Track Rating: Soft 5, Weather: Fine, Rail Position: True



| Section | Overall | 800m | 600m | 400m | 200m | | | | | | | | | | |
|------------------------|--------------------------|--------------------------|--------------------------|--------------------------|--------------------------|--|--|--|--|--|--|--|--|--|--|
| Section Times | 0:53.93 [1] (0:10.50) | 0:43.43 [7] (0:10.32) | 0:33.11 [6] (0:10.82) | 0:22.29 [4] (0:11.09) | 0:11.20 [6] (0:11.20) | | | | | | | | | | |
| Average Speed [km/h] | 51.7 | 69.6 | 67.8 | 65.9 | 64.3 | | | | | | | | | | |
| Top Speed [km/h] | 68.4 | 70.6 | 69.6 | 67.4 | 66.2 | | | | | | | | | | |
| Avg. Dist. to Rail [m] | 8.3 | 3.0 | 2.7 | 7.1 | 6.5 | | | | | | | | | | |
| Avg. Stride Freq. [Hz] | 2.2 | 2.4 | 2.4 | 2.4 | 2.3 | | | | | | | | | | |
| Avg. Stride Length [m] | 6.5 | 8.1 | 8.0 | 7.8 | 7.8 | | | | | | | | | | |



- [] Ranking at each section and finish
- .-.- No data available at this section
- NA No data available



| | |
|--------------------------------|-------------------|
| Horse/Jockey Name | The Hanger Cat |
| Final Rank | 2 |
| Fastest Section Time (Section) | 0:10.39 (Overall) |
| Top Speed [km/h] (Section) | 70.9 (Overall) |
| Race State | Finished |



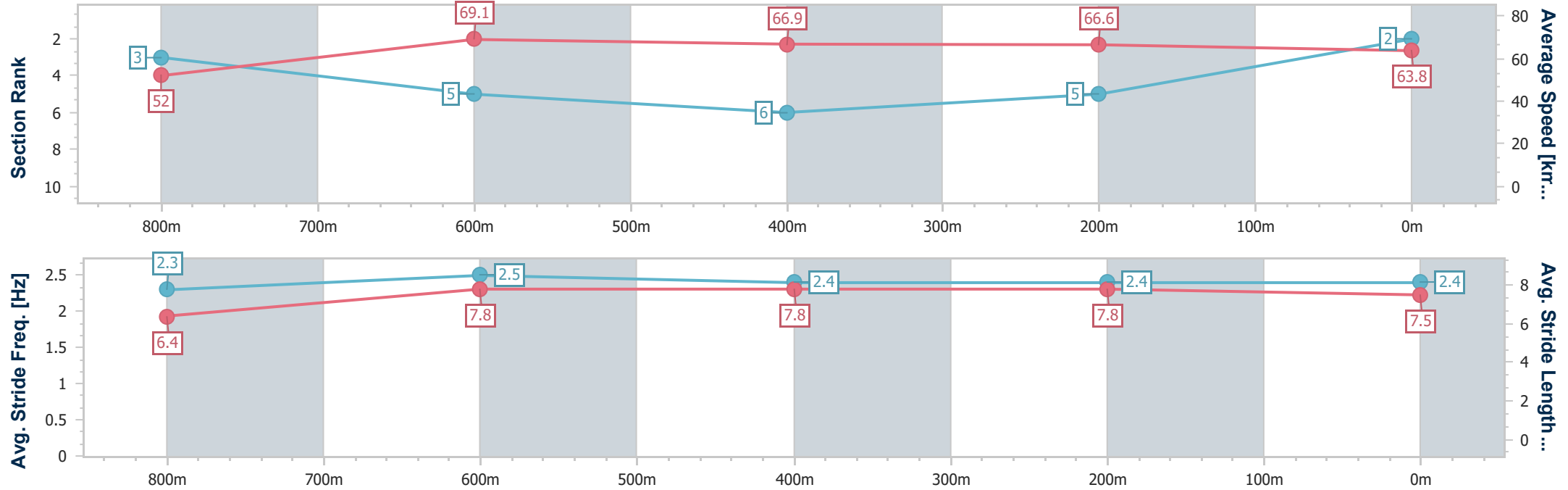
Ladbrokes Cannon Park QLD Professional
Race 5: GREAT NORTHERN BREWING CO. OPEN Handicap - 950m

13 September 2024 - 14:31

Track Rating: Soft 5, Weather: Fine, Rail Position: True



| Section | Overall | 800m | 600m | 400m | 200m | | | | | | | | | | |
|------------------------|--------------------------|--------------------------|--------------------------|--------------------------|--------------------------|--|--|--|--|--|--|--|--|--|--|
| Section Times | 0:53.99 [2] (0:10.39) | 0:43.60 [3] (0:10.41) | 0:33.19 [5] (0:10.92) | 0:22.27 [6] (0:10.98) | 0:11.29 [5] (0:11.29) | | | | | | | | | | |
| Average Speed [km/h] | 52.0 | 69.1 | 66.9 | 66.6 | 63.8 | | | | | | | | | | |
| Top Speed [km/h] | 70.9 | 70.8 | 69.2 | 68.0 | 66.3 | | | | | | | | | | |
| Avg. Dist. to Rail [m] | 3.4 | 3.7 | 2.9 | 5.2 | 5.0 | | | | | | | | | | |
| Avg. Stride Freq. [Hz] | 2.3 | 2.5 | 2.4 | 2.4 | 2.4 | | | | | | | | | | |
| Avg. Stride Length [m] | 6.4 | 7.8 | 7.8 | 7.8 | 7.5 | | | | | | | | | | |



- [] Ranking at each section and finish
- .-.- No data available at this section
- NA No data available



| | |
|--------------------------------|----------------|
| Horse/Jockey Name | Investor |
| Final Rank | 3 |
| Fastest Section Time (Section) | 0:10.38 (800m) |
| Top Speed [km/h] (Section) | 70.1 (800m) |
| Race State | Finished |



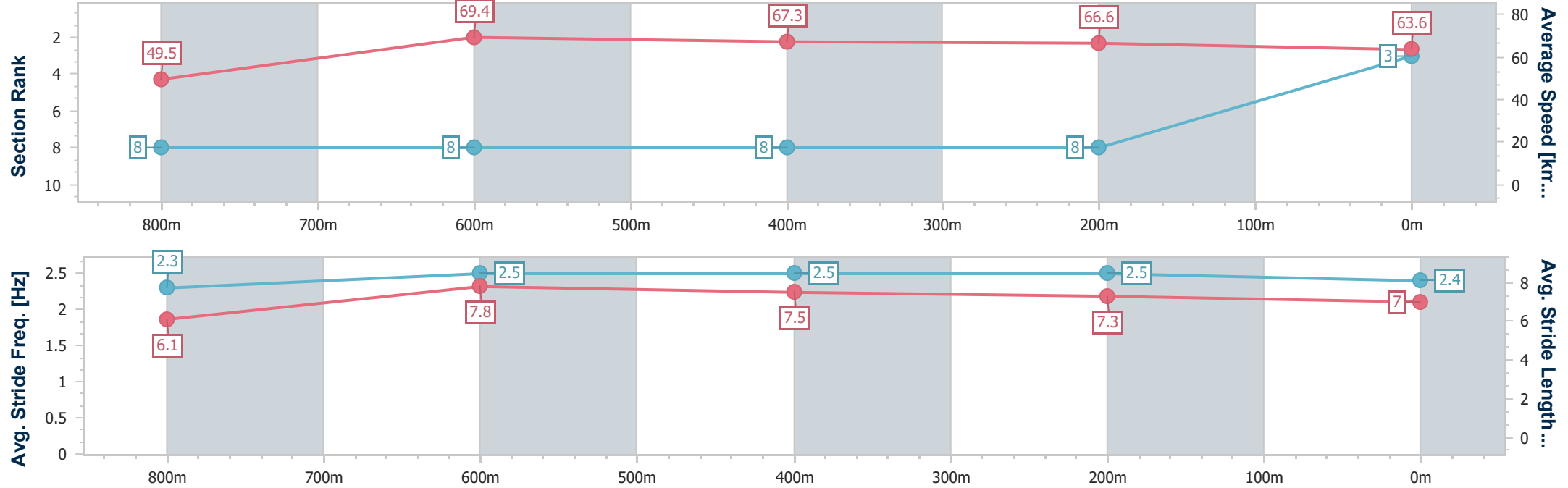
Ladbrokes Cannon Park QLD Professional
Race 5: GREAT NORTHERN BREWING CO. OPEN Handicap -
950m

13 September 2024 - 14:31

Track Rating: Soft 5, Weather: Fine, Rail Position: True



| Section | Overall | 800m | 600m | 400m | 200m | | | | | | | | | | |
|------------------------|--------------------------|--------------------------|--------------------------|--------------------------|--------------------------|--|--|--|--|--|--|--|--|--|--|
| Section Times | 0:54.20 [3] (0:10.92) | 0:43.28 [8] (0:10.38) | 0:32.90 [8] (0:10.70) | 0:22.20 [8] (0:10.90) | 0:11.30 [8] (0:11.30) | | | | | | | | | | |
| Average Speed [km/h] | 49.5 | 69.4 | 67.3 | 66.6 | 63.6 | | | | | | | | | | |
| Top Speed [km/h] | 68.9 | 70.1 | 69.9 | 67.3 | 65.9 | | | | | | | | | | |
| Avg. Dist. to Rail [m] | 2.9 | 3.2 | 2.0 | 3.3 | 3.6 | | | | | | | | | | |
| Avg. Stride Freq. [Hz] | 2.3 | 2.5 | 2.5 | 2.5 | 2.4 | | | | | | | | | | |
| Avg. Stride Length [m] | 6.1 | 7.8 | 7.5 | 7.3 | 7.0 | | | | | | | | | | |



- [] Ranking at each section and finish
- .-.- No data available at this section
- NA No data available



| | |
|--------------------------------|----------------|
| Horse/Jockey Name | Cochrane |
| Final Rank | 4 |
| Fastest Section Time (Section) | 0:10.35 (800m) |
| Top Speed [km/h] (Section) | 70.3 (800m) |
| Race State | Finished |



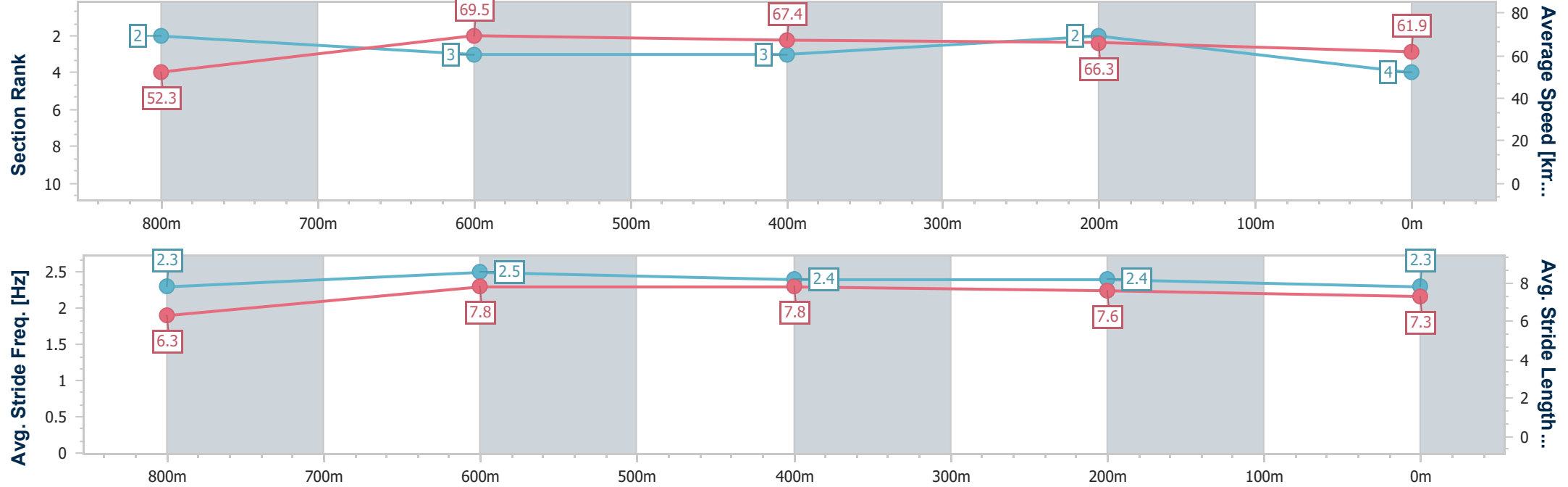
Ladbrokes Cannon Park QLD Professional
Race 5: GREAT NORTHERN BREWING CO. OPEN Handicap -
950m

13 September 2024 - 14:31

Track Rating: Soft 5, Weather: Fine, Rail Position: True



| Section | Overall | 800m | 600m | 400m | 200m | | | | | | | | | | | | | | | |
|------------------------|--------------------------|--------------------------|--------------------------|--------------------------|--------------------------|--|--|--|--|--|--|--|--|--|--|--|--|--|--|--|
| Section Times | 0:54.22 [4] (0:10.36) | 0:43.86 [2] (0:10.35) | 0:33.51 [3] (0:10.84) | 0:22.67 [3] (0:11.04) | 0:11.63 [2] (0:11.63) | | | | | | | | | | | | | | | |
| Average Speed [km/h] | 52.3 | 69.5 | 67.4 | 66.3 | 61.9 | | | | | | | | | | | | | | | |
| Top Speed [km/h] | 70.0 | 70.3 | 70.1 | 67.0 | 66.3 | | | | | | | | | | | | | | | |
| Avg. Dist. to Rail [m] | 2.6 | 0.8 | 2.1 | 4.5 | 3.9 | | | | | | | | | | | | | | | |
| Avg. Stride Freq. [Hz] | 2.3 | 2.5 | 2.4 | 2.4 | 2.3 | | | | | | | | | | | | | | | |
| Avg. Stride Length [m] | 6.3 | 7.8 | 7.8 | 7.6 | 7.3 | | | | | | | | | | | | | | | |





| | |
|--------------------------------|-----------------|
| Horse/Jockey Name | Missile Thunder |
| Final Rank | 5 |
| Fastest Section Time (Section) | 0:10.41 (800m) |
| Top Speed [km/h] (Section) | 70.3 (600m) |
| Race State | Finished |



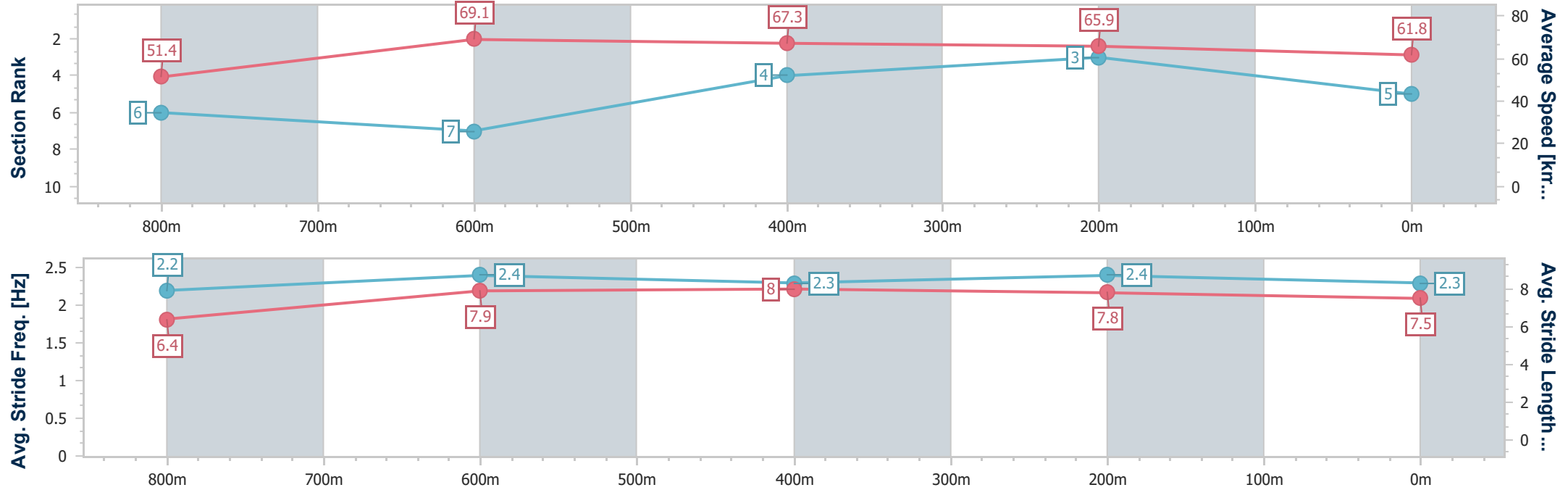
Ladbrokes Cannon Park QLD Professional
Race 5: GREAT NORTHERN BREWING CO. OPEN Handicap - 950m

13 September 2024 - 14:31

Track Rating: Soft 5, Weather: Fine, Rail Position: True



| Section | Overall | 800m | 600m | 400m | 200m | | | | | | | | | | | | | | | |
|------------------------|--------------------------|--------------------------|--------------------------|--------------------------|--------------------------|--|--|--|--|--|--|--|--|--|--|--|--|--|--|--|
| Section Times | 0:54.25 [5] (0:10.49) | 0:43.76 [6] (0:10.41) | 0:33.35 [7] (0:10.74) | 0:22.61 [4] (0:10.96) | 0:11.65 [3] (0:11.65) | | | | | | | | | | | | | | | |
| Average Speed [km/h] | 51.4 | 69.1 | 67.3 | 65.9 | 61.8 | | | | | | | | | | | | | | | |
| Top Speed [km/h] | 68.9 | 70.3 | 70.3 | 67.0 | 63.8 | | | | | | | | | | | | | | | |
| Avg. Dist. to Rail [m] | 1.7 | 0.5 | 0.4 | 1.9 | 2.1 | | | | | | | | | | | | | | | |
| Avg. Stride Freq. [Hz] | 2.2 | 2.4 | 2.3 | 2.4 | 2.3 | | | | | | | | | | | | | | | |
| Avg. Stride Length [m] | 6.4 | 7.9 | 8.0 | 7.8 | 7.5 | | | | | | | | | | | | | | | |





| | |
|--------------------------------|----------------|
| Horse/Jockey Name | Ali's Jab |
| Final Rank | 6 |
| Fastest Section Time (Section) | 0:10.07 (800m) |
| Top Speed [km/h] (Section) | 72.5 (800m) |
| Race State | Finished |



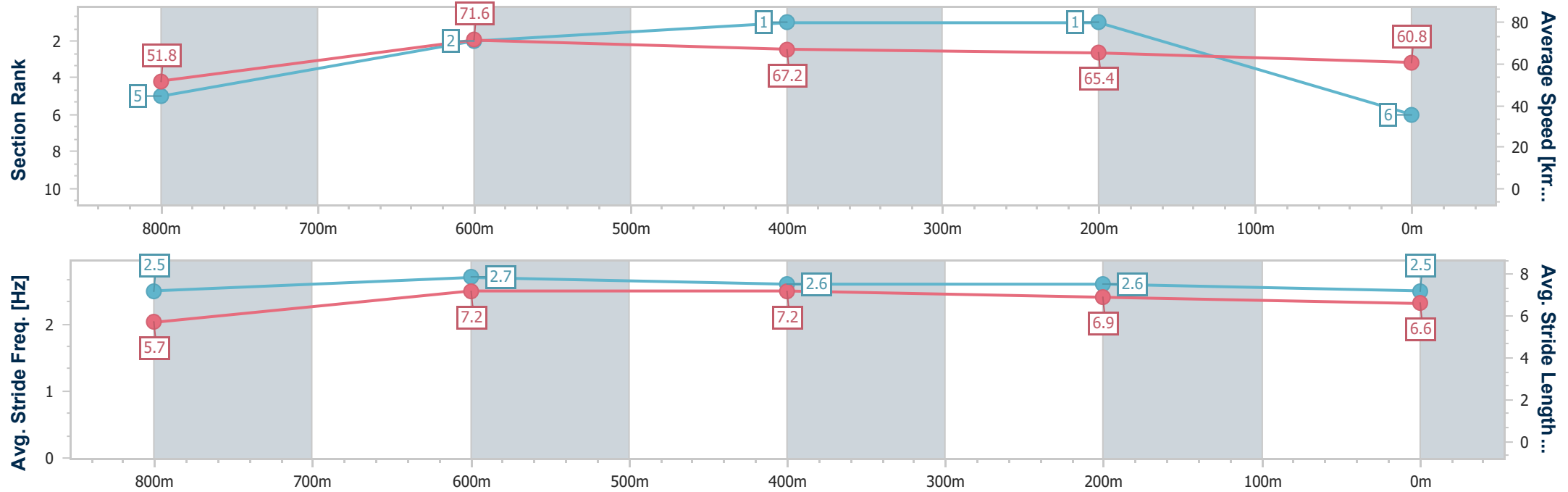
Ladbrokes Cannon Park QLD Professional
Race 5: GREAT NORTHERN BREWING CO. OPEN Handicap - 950m

13 September 2024 - 14:31

Track Rating: Soft 5, Weather: Fine, Rail Position: True



| Section | Overall | 800m | 600m | 400m | 200m | | | | | | | | | |
|------------------------|--------------------------|--------------------------|--------------------------|--------------------------|--------------------------|--|--|--|--|--|--|--|--|--|
| Section Times | 0:54.26 [6] (0:10.44) | 0:43.82 [5] (0:10.07) | 0:33.75 [2] (0:10.73) | 0:23.02 [1] (0:11.25) | 0:11.77 [1] (0:11.77) | | | | | | | | | |
| Average Speed [km/h] | 51.8 | 71.6 | 67.2 | 65.4 | 60.8 | | | | | | | | | |
| Top Speed [km/h] | 69.9 | 72.5 | 68.7 | 66.7 | 64.3 | | | | | | | | | |
| Avg. Dist. to Rail [m] | 2.4 | 1.7 | 1.9 | 6.5 | 6.6 | | | | | | | | | |
| Avg. Stride Freq. [Hz] | 2.5 | 2.7 | 2.6 | 2.6 | 2.5 | | | | | | | | | |
| Avg. Stride Length [m] | 5.7 | 7.2 | 7.2 | 6.9 | 6.6 | | | | | | | | | |



- [] Ranking at each section and finish
- .-.- No data available at this section
- NA No data available



| | |
|--------------------------------|-------------------|
| Horse/Jockey Name | Loud Noise |
| Final Rank | 7 |
| Fastest Section Time (Section) | 0:10.18 (Overall) |
| Top Speed [km/h] (Section) | 71.0 (800m) |
| Race State | Finished |



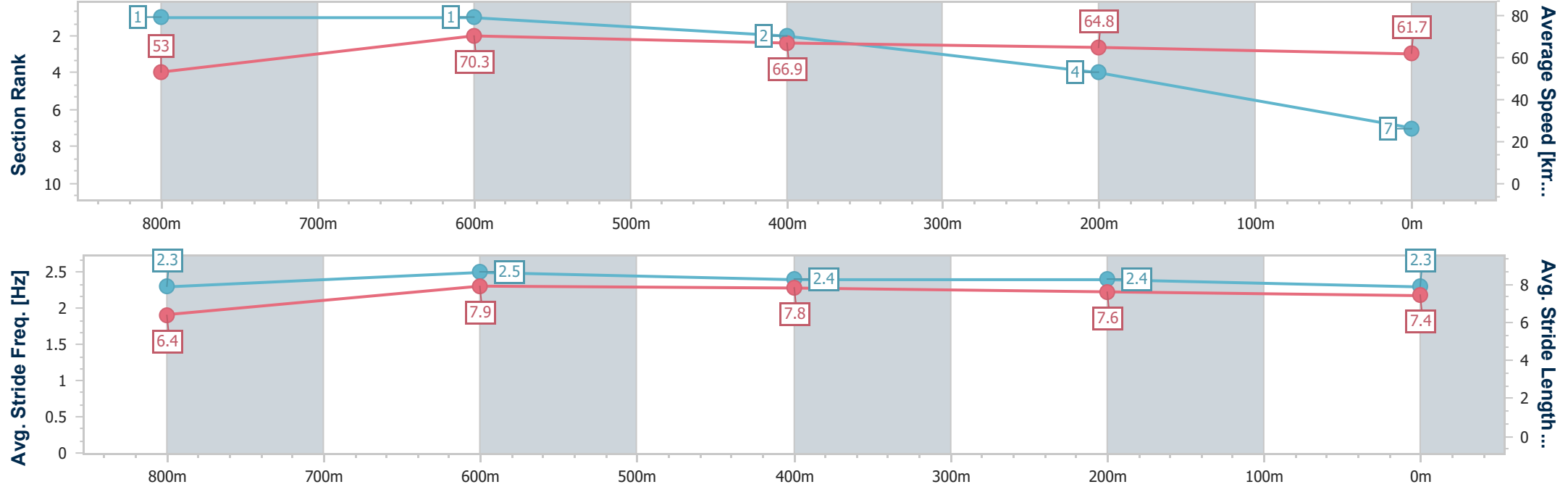
Ladbrokes Cannon Park QLD Professional
Race 5: GREAT NORTHERN BREWING CO. OPEN Handicap - 950m

13 September 2024 - 14:31

Track Rating: Soft 5, Weather: Fine, Rail Position: True



| Section | Overall | 800m | 600m | 400m | 200m | | | | | | | | | | |
|------------------------|--------------------------|--------------------------|--------------------------|--------------------------|--------------------------|--|--|--|--|--|--|--|--|--|--|
| Section Times | 0:54.28 [7] (0:10.18) | 0:44.10 [1] (0:10.25) | 0:33.85 [1] (0:10.90) | 0:22.95 [2] (0:11.32) | 0:11.63 [4] (0:11.63) | | | | | | | | | | |
| Average Speed [km/h] | 53.0 | 70.3 | 66.9 | 64.8 | 61.7 | | | | | | | | | | |
| Top Speed [km/h] | 69.3 | 71.0 | 68.8 | 66.0 | 65.6 | | | | | | | | | | |
| Avg. Dist. to Rail [m] | 7.2 | 3.4 | 2.6 | 5.4 | 5.5 | | | | | | | | | | |
| Avg. Stride Freq. [Hz] | 2.3 | 2.5 | 2.4 | 2.4 | 2.3 | | | | | | | | | | |
| Avg. Stride Length [m] | 6.4 | 7.9 | 7.8 | 7.6 | 7.4 | | | | | | | | | | |



- [] Ranking at each section and finish
- .-.- No data available at this section
- NA No data available



| | |
|--------------------------------|----------------|
| Horse/Jockey Name | Northern Pride |
| Final Rank | 8 |
| Fastest Section Time (Section) | 0:10.37 (800m) |
| Top Speed [km/h] (Section) | 70.9 (800m) |
| Race State | Finished |



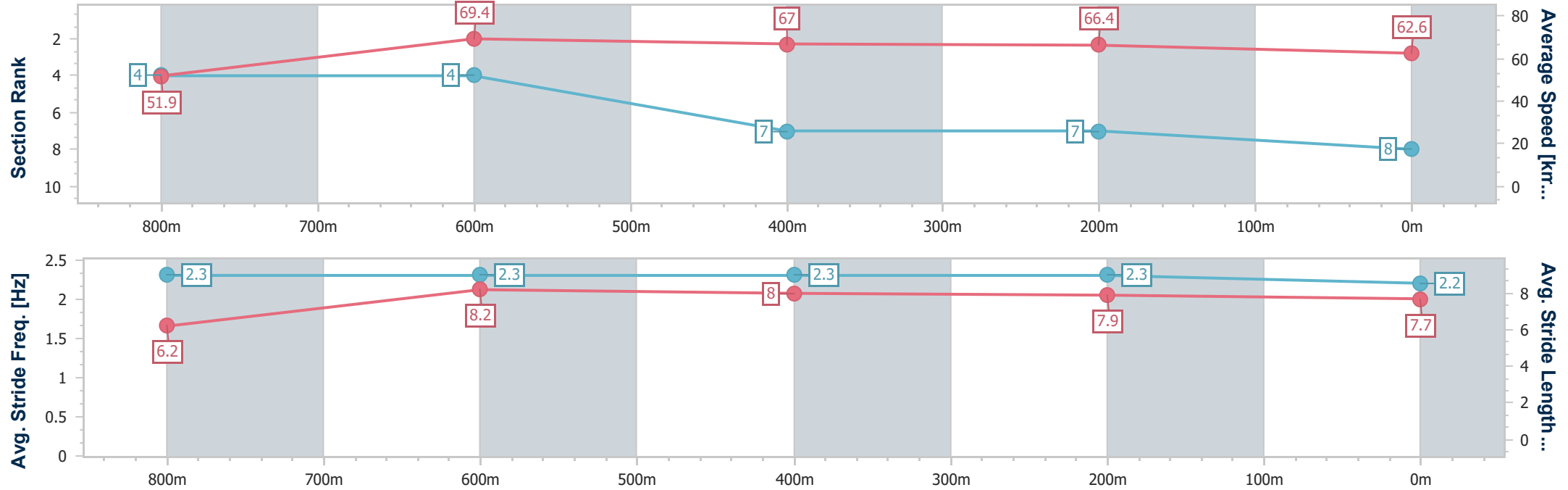
Ladbrokes Cannon Park QLD Professional
Race 5: GREAT NORTHERN BREWING CO. OPEN Handicap - 950m

13 September 2024 - 14:31

Track Rating: Soft 5, Weather: Fine, Rail Position: True



| Section | Overall | 800m | 600m | 400m | 200m | | | | | | | | | | |
|------------------------|--------------------------|--------------------------|--------------------------|--------------------------|--------------------------|--|--|--|--|--|--|--|--|--|--|
| Section Times | 0:54.37 [8] (0:10.41) | 0:43.96 [4] (0:10.37) | 0:33.59 [4] (0:10.98) | 0:22.61 [7] (0:11.11) | 0:11.50 [7] (0:11.50) | | | | | | | | | | |
| Average Speed [km/h] | 51.9 | 69.4 | 67.0 | 66.4 | 62.6 | | | | | | | | | | |
| Top Speed [km/h] | 68.0 | 70.9 | 70.1 | 67.4 | 64.3 | | | | | | | | | | |
| Avg. Dist. to Rail [m] | 1.6 | 1.4 | 3.0 | 7.1 | 8.3 | | | | | | | | | | |
| Avg. Stride Freq. [Hz] | 2.3 | 2.3 | 2.3 | 2.3 | 2.2 | | | | | | | | | | |
| Avg. Stride Length [m] | 6.2 | 8.2 | 8.0 | 7.9 | 7.7 | | | | | | | | | | |





Ladbroke's Cannon Park QLD Professional
Race 6: ELAINE PICCONE MEMORIAL RATINGS BAND 0 - 58 Handicap -
950m

13 September 2024 - 15:07



Track Rating: Soft 5, Weather: Fine, Rail Position: True

| Section | | | | | | Overall | 800m | 600m | 400m | 200m | Last 600m | | |
|-------------|-----|------------------|---------|---------------------|--------------------|----------------------|----------------------|----------------------|----------------------|----------------------|-----------|------------|--|
| Field Times | | | | | | 0:54.49 (0:10.06) | 0:44.43 (0:10.14) | 0:34.29 (0:10.77) | 0:23.52 (0:11.41) | 0:12.11 (0:12.11) | 0:34.29 | | |
| Rank | TAB | Horse/Jockey | Barrier | Top Speed [km/h] | Fastest Section | | | | | | Margin | | |
| 1 | 2 | HARTSHORN | 11 | 71.7 | 0:10.18 | 0:54.49 [1] | 0:44.31 [2] | 0:34.06 [3] | 0:23.24 [3] | 0:11.95 [3] | 0:54.49 | 0:34.06 | |
| | | Bella Youngberry | | 800m | Overall | (0:10.18) | (0:10.25) | (0:10.82) | (0:11.29) | (0:11.95) | | | |
| 2 | 13 | JAWGO | 13 | 72.2 | 0:10.06 | 0:54.67 [2] | 0:44.61 [1] | 0:34.47 [1] | 0:23.70 [1] | 0:12.29 [1] | 1.03L | 0:34.47 -7 | |
| | | Pietro Romeo | | 800m | Overall | (0:10.06) | (0:10.14) | (0:10.77) | (0:11.41) | (0:12.29) | | | |
| 3 | 5 | YAMABUSHI | 6 | 71.2 | 0:10.28 | 0:54.69 [3] | 0:44.40 [4] | 0:34.12 [4] | 0:23.33 [4] | 0:12.14 [4] | 1.18L | 0:34.12 -5 | |
| | | Nathan Thomas | | 800m | 800m | (0:10.29) | (0:10.28) | (0:10.79) | (0:11.19) | (0:12.14) | | | |
| 4 | 8 | DELANCY | 15 | 70.9 | 0:10.29 | 0:54.73 [4] | 0:44.37 [7] | 0:34.08 [6] | 0:23.18 [5] | 0:11.81 [5] | 1.4L | 0:34.08 +0 | |
| | | Ryan Wiggins | | 800m | 800m | (0:10.36) | (0:10.29) | (0:10.90) | (0:11.37) | (0:11.81) | | | |
| 5 | 3 | MY ARTIE | 17 | 70.7 | 0:10.43 | 0:54.84 [5] | 0:44.24 [12] | 0:33.81 [11] | 0:22.97 [10] | 0:11.63 [11] | 2.01L | 0:33.81 -5 | |
| | | Lacey Morrison | | 800m | 800m | (0:10.60) | (0:10.43) | (0:10.84) | (0:11.34) | (0:11.63) | | | |
| 6 | 9 | AGLOT | 7 | 71.1 | 0:10.38 | 0:54.86 [6] | 0:44.48 [9] | 0:34.04 [9] | 0:23.26 [6] | 0:11.94 [5] | 2.17L | 0:34.04 -5 | |
| | | Chris Whiteley | | 800m | Overall | (0:10.38) | (0:10.44) | (0:10.78) | (0:11.32) | (0:11.94) | | | |
| 7 | 11 | PROPHETESS | 14 | 69.7 | 0:10.37 | 0:54.89 [7] | 0:44.52 [8] | 0:34.08 [8] | 0:23.11 [9] | 0:11.82 [7] | 2.32L | 0:34.08 +1 | |
| | | Tyler Leslight | | 800m | Overall | (0:10.37) | (0:10.44) | (0:10.97) | (0:11.29) | (0:11.82) | | | |
| 8 | 12 | SHERE KHAN | 18 | 71.4 | 0:10.28 | 0:54.90 [8] | 0:44.43 [10] | 0:34.15 [7] | 0:23.20 [8] | 0:11.81 [8] | 2.41L | 0:34.15 +0 | |
| | | Corey Bayliss | | 800m | 800m | (0:10.47) | (0:10.28) | (0:10.95) | (0:11.39) | (0:11.81) | | | |
| 9 | 1 | BAKERSFIELD | 19 | 71.8 | 0:10.15 | 0:54.91 [9] | 0:44.65 [3] | 0:34.50 [2] | 0:23.81 [2] | 0:12.44 [2] | 2.46L | 0:34.50 -7 | |
| | | Sean Cormack | | 800m | 800m | (0:10.26) | (0:10.15) | (0:10.69) | (0:11.37) | (0:12.44) | | | |
| 10 | 7 | DELUXE LEGEND | 3 | 70.4 | 0:10.31 | 0:55.02 [10] | 0:44.71 [6] | 0:34.07 [10] | 0:23.13 [11] | 0:11.85 [10] | 3.12L | 0:34.07 -3 | |
| | | Jenna Edwards | | 800m | Overall | (0:10.31) | (0:10.64) | (0:10.94) | (0:11.28) | (0:11.85) | | | |

Scratched: Ovoid (#4), Winning Saga (#14), Sheez Marvellous (#17), Golden Charles (#18), Taormina Rhythm (#19), Sonic Light (#15), Spec Of Silver (#16)

Report Created: Fri 13 September 2024 17:07 GMT (Note: Timing is based on position data)

Page 1/14

[] Ranking at each section and finish
-:-:- No data available at this section
NA No data available

SCN Saddle cloth number
DNF Did not finish
DNT Did not track

data processed by  TRIPLESDATA



Ladbroke's Cannon Park QLD Professional
Race 6: ELAINE PICCONE MEMORIAL RATINGS BAND 0 - 58 Handicap -
950m

13 September 2024 - 15:07



Track Rating: Soft 5, Weather: Fine, Rail Position: True

| Section | | | | | | Overall | 800m | 600m | 400m | 200m | Last 600m | | |
|-------------|-----|---------------|---------|---------------------|--------------------|----------------------|----------------------|----------------------|----------------------|----------------------|-----------|---------------------------|----|
| Field Times | | | | | | 0:54.49 (0:10.06) | 0:44.43 (0:10.14) | 0:34.29 (0:10.77) | 0:23.52 (0:11.41) | 0:12.11 (0:12.11) | 0:34.29 | | |
| Rank | TAB | Horse/Jockey | Barrier | Top Speed [km/h] | Fastest Section | | | | | | Margin | Distance Travelled [m] | |
| 11 | 6 | BEAN WARRIOR | 16 | 70.9 | 0:10.29 | 0:55.24 [11] | 0:44.95 [4] | 0:34.65 [5] | 0:23.63 [7] | 0:12.07 [9] | 4.38L | 0:34.65 | +1 |
| | | Masayuki Abe | | 800m | Overall | (0:10.29) | (0:10.30) | (0:11.02) | (0:11.56) | (0:12.07) | | | |
| 12 | 10 | DOMINANT ROSE | 5 | 70.2 | 0:10.55 | 0:55.52 [12] | 0:44.97 [11] | 0:34.37 [12] | 0:23.29 [12] | 0:11.90 [12] | 6.05L | 0:34.37 | -4 |
| | | Isabella Teh | | 800m | Overall | (0:10.55) | (0:10.60) | (0:11.08) | (0:11.39) | (0:11.90) | | | |

Scratched: Ovoid (#4), Winning Saga (#14), Sheez Marvellous (#17), Golden Charles (#18), Taormina Rhythm (#19), Sonic Light (#15), Spec Of Silver (#16)



| | |
|--------------------------------|-------------------|
| Horse/Jockey Name | Hartshorn |
| Final Rank | 1 |
| Fastest Section Time (Section) | 0:10.18 (Overall) |
| Top Speed [km/h] (Section) | 71.7 (800m) |
| Race State | Finished |



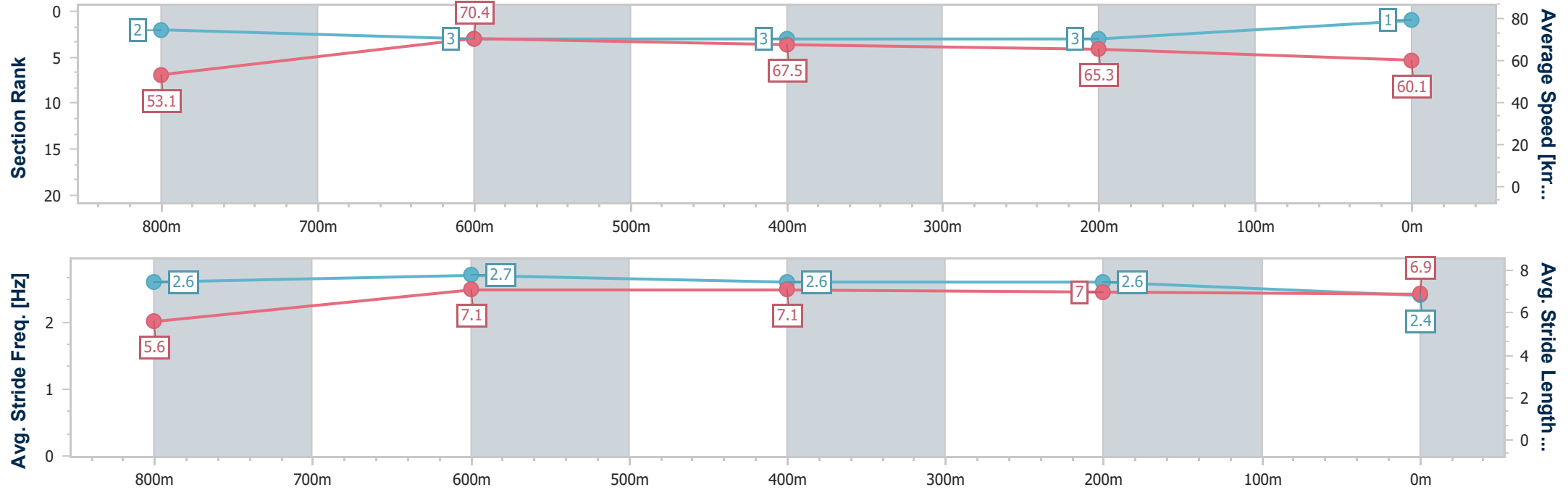
Ladbrokes Cannon Park QLD Professional
Race 6: ELAINE PICCONE MEMORIAL RATINGS BAND 0 - 58
Handicap - 950m

13 September 2024 - 15:07

Track Rating: Soft 5, Weather: Fine, Rail Position: True



| Section | Overall | 800m | 600m | 400m | 200m | | | | | | | | | | |
|------------------------|--------------------------|--------------------------|--------------------------|--------------------------|--------------------------|--|--|--|--|--|--|--|--|--|--|
| Section Times | 0:54.49 [1] (0:10.18) | 0:44.31 [2] (0:10.25) | 0:34.06 [3] (0:10.82) | 0:23.24 [3] (0:11.29) | 0:11.95 [3] (0:11.95) | | | | | | | | | | |
| Average Speed [km/h] | 53.1 | 70.4 | 67.5 | 65.3 | 60.1 | | | | | | | | | | |
| Top Speed [km/h] | 71.7 | 71.7 | 70.3 | 66.0 | 64.3 | | | | | | | | | | |
| Avg. Dist. to Rail [m] | 5.9 | 2.0 | 2.5 | 9.4 | 10.3 | | | | | | | | | | |
| Avg. Stride Freq. [Hz] | 2.6 | 2.7 | 2.6 | 2.6 | 2.4 | | | | | | | | | | |
| Avg. Stride Length [m] | 5.6 | 7.1 | 7.1 | 7.0 | 6.9 | | | | | | | | | | |



- [] Ranking at each section and finish
- .-.- No data available at this section
- NA No data available



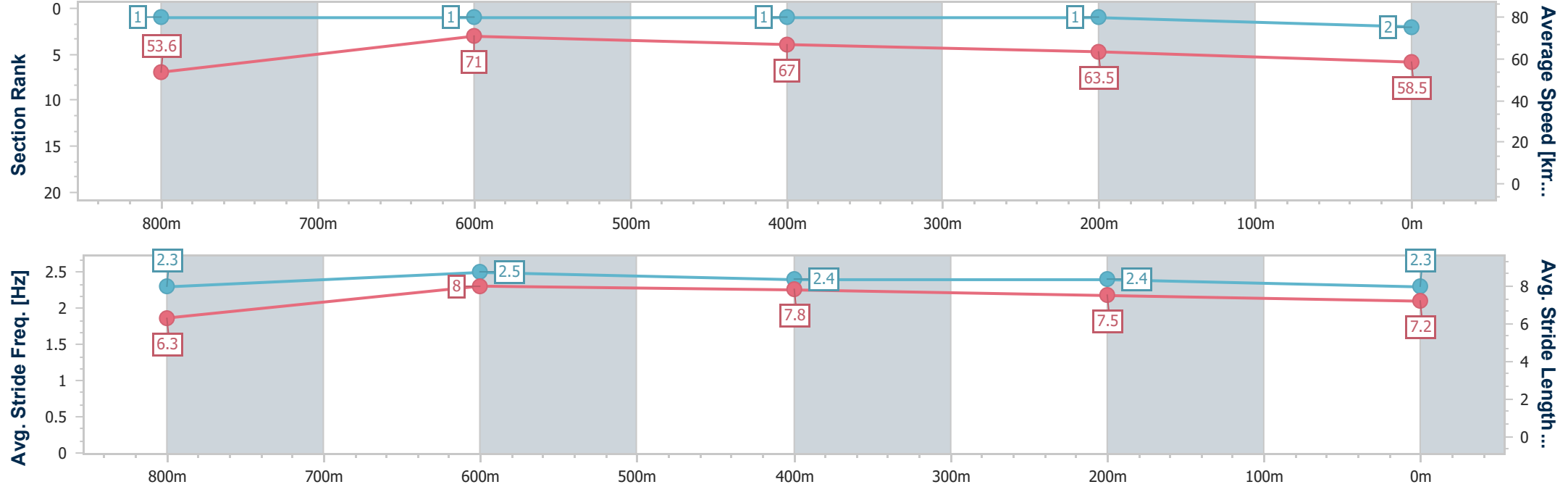
| | |
|--------------------------------|-------------------|
| Horse/Jockey Name | Jawgo |
| Final Rank | 2 |
| Fastest Section Time (Section) | 0:10.06 (Overall) |
| Top Speed [km/h] (Section) | 72.2 (800m) |
| Race State | Finished |



Ladbrokes Cannon Park QLD Professional
Race 6: ELAINE PICCONE MEMORIAL RATINGS BAND 0 - 58
Handicap - 950m
13 September 2024 - 15:07
Track Rating: Soft 5, Weather: Fine, Rail Position: True



| Section | Overall | 800m | 600m | 400m | 200m | | | | | | | | | | |
|------------------------|--------------------------|--------------------------|--------------------------|--------------------------|--------------------------|--|--|--|--|--|--|--|--|--|--|
| Section Times | 0:54.67 [2] (0:10.06) | 0:44.61 [1] (0:10.14) | 0:34.47 [1] (0:10.77) | 0:23.70 [1] (0:11.41) | 0:12.29 [1] (0:12.29) | | | | | | | | | | |
| Average Speed [km/h] | 53.6 | 71.0 | 67.0 | 63.5 | 58.5 | | | | | | | | | | |
| Top Speed [km/h] | 70.0 | 72.2 | 69.5 | 65.0 | 61.7 | | | | | | | | | | |
| Avg. Dist. to Rail [m] | 5.3 | 1.2 | 0.7 | 4.5 | 4.6 | | | | | | | | | | |
| Avg. Stride Freq. [Hz] | 2.3 | 2.5 | 2.4 | 2.4 | 2.3 | | | | | | | | | | |
| Avg. Stride Length [m] | 6.3 | 8.0 | 7.8 | 7.5 | 7.2 | | | | | | | | | | |





| | |
|--------------------------------|----------------|
| Horse/Jockey Name | Yamabushi |
| Final Rank | 3 |
| Fastest Section Time (Section) | 0:10.28 (800m) |
| Top Speed [km/h] (Section) | 71.2 (800m) |
| Race State | Finished |



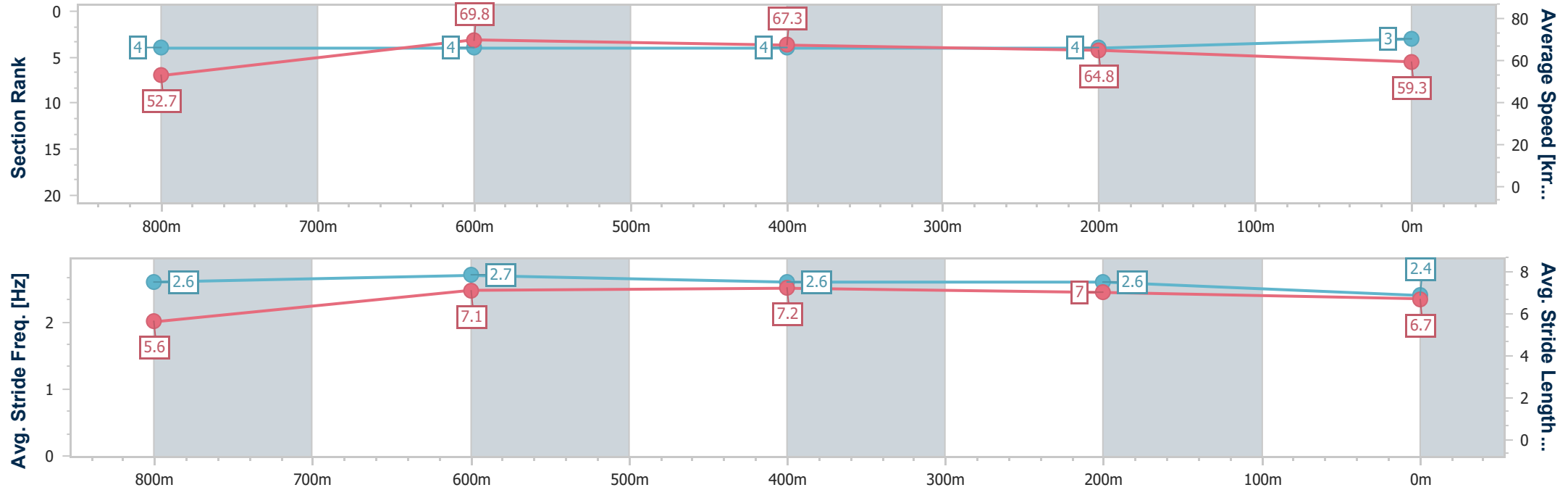
Ladbrokes Cannon Park QLD Professional
Race 6: ELAINE PICCONE MEMORIAL RATINGS BAND 0 - 58
Handicap - 950m

13 September 2024 - 15:07

Track Rating: Soft 5, Weather: Fine, Rail Position: True



| Section | Overall | 800m | 600m | 400m | 200m | | | | | | | | | | | | | | | |
|------------------------|--------------------------|--------------------------|--------------------------|--------------------------|--------------------------|--|--|--|--|--|--|--|--|--|--|--|--|--|--|--|
| Section Times | 0:54.69 [3] (0:10.29) | 0:44.40 [4] (0:10.28) | 0:34.12 [4] (0:10.79) | 0:23.33 [4] (0:11.19) | 0:12.14 [4] (0:12.14) | | | | | | | | | | | | | | | |
| Average Speed [km/h] | 52.7 | 69.8 | 67.3 | 64.8 | 59.3 | | | | | | | | | | | | | | | |
| Top Speed [km/h] | 69.2 | 71.2 | 70.2 | 66.5 | 63.3 | | | | | | | | | | | | | | | |
| Avg. Dist. to Rail [m] | 4.7 | 1.4 | 1.4 | 4.3 | 5.1 | | | | | | | | | | | | | | | |
| Avg. Stride Freq. [Hz] | 2.6 | 2.7 | 2.6 | 2.6 | 2.4 | | | | | | | | | | | | | | | |
| Avg. Stride Length [m] | 5.6 | 7.1 | 7.2 | 7.0 | 6.7 | | | | | | | | | | | | | | | |



- [] Ranking at each section and finish
- .-.- No data available at this section
- NA No data available



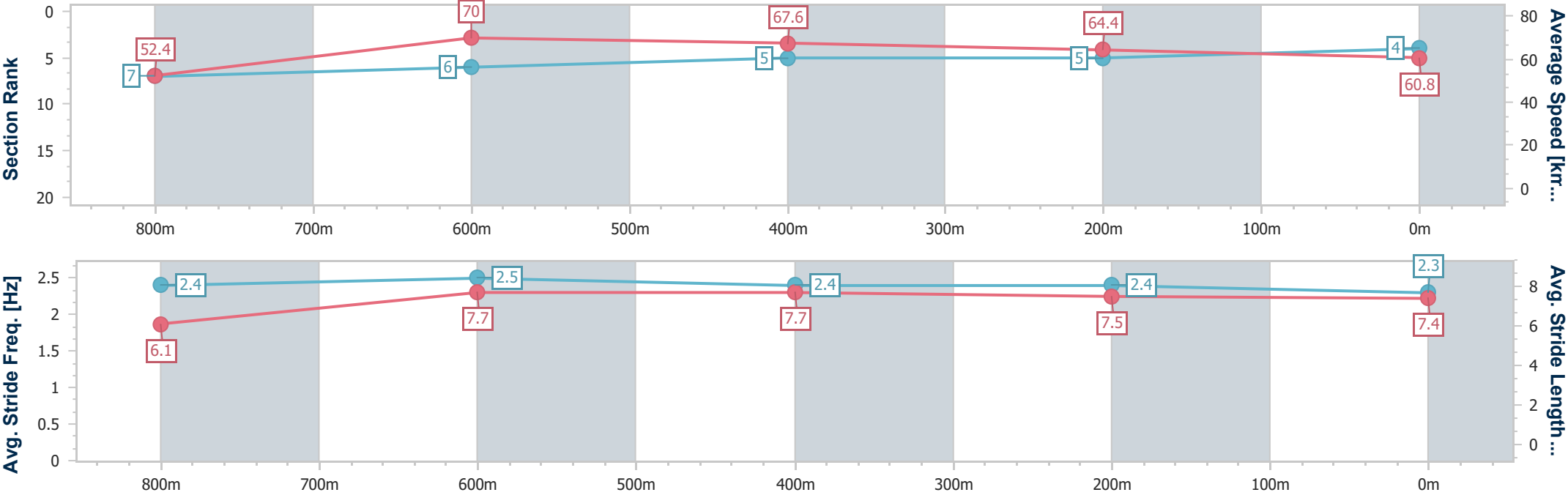
| | |
|--------------------------------|----------------|
| Horse/Jockey Name | Delancy |
| Final Rank | 4 |
| Fastest Section Time (Section) | 0:10.29 (800m) |
| Top Speed [km/h] (Section) | 70.9 (800m) |
| Race State | Finished |



Ladbrokes Cannon Park QLD Professional
Race 6: ELAINE PICCONE MEMORIAL RATINGS BAND 0 - 58
Handicap - 950m
13 September 2024 - 15:07
Track Rating: Soft 5, Weather: Fine, Rail Position: True



| Section | Overall | 800m | 600m | 400m | 200m | | | | | | | | | | | | | | | |
|------------------------|--------------------------|--------------------------|--------------------------|--------------------------|--------------------------|--|--|--|--|--|--|--|--|--|--|--|--|--|--|--|
| Section Times | 0:54.73 [4] (0:10.36) | 0:44.37 [7] (0:10.29) | 0:34.08 [6] (0:10.90) | 0:23.18 [5] (0:11.37) | 0:11.81 [5] (0:11.81) | | | | | | | | | | | | | | | |
| Average Speed [km/h] | 52.4 | 70.0 | 67.6 | 64.4 | 60.8 | | | | | | | | | | | | | | | |
| Top Speed [km/h] | 69.7 | 70.9 | 70.3 | 66.4 | 64.5 | | | | | | | | | | | | | | | |
| Avg. Dist. to Rail [m] | 8.2 | 4.4 | 3.7 | 7.4 | 8.9 | | | | | | | | | | | | | | | |
| Avg. Stride Freq. [Hz] | 2.4 | 2.5 | 2.4 | 2.4 | 2.3 | | | | | | | | | | | | | | | |
| Avg. Stride Length [m] | 6.1 | 7.7 | 7.7 | 7.5 | 7.4 | | | | | | | | | | | | | | | |





| | |
|--------------------------------|----------------|
| Horse/Jockey Name | My Artie |
| Final Rank | 5 |
| Fastest Section Time (Section) | 0:10.43 (800m) |
| Top Speed [km/h] (Section) | 70.7 (800m) |
| Race State | Finished |



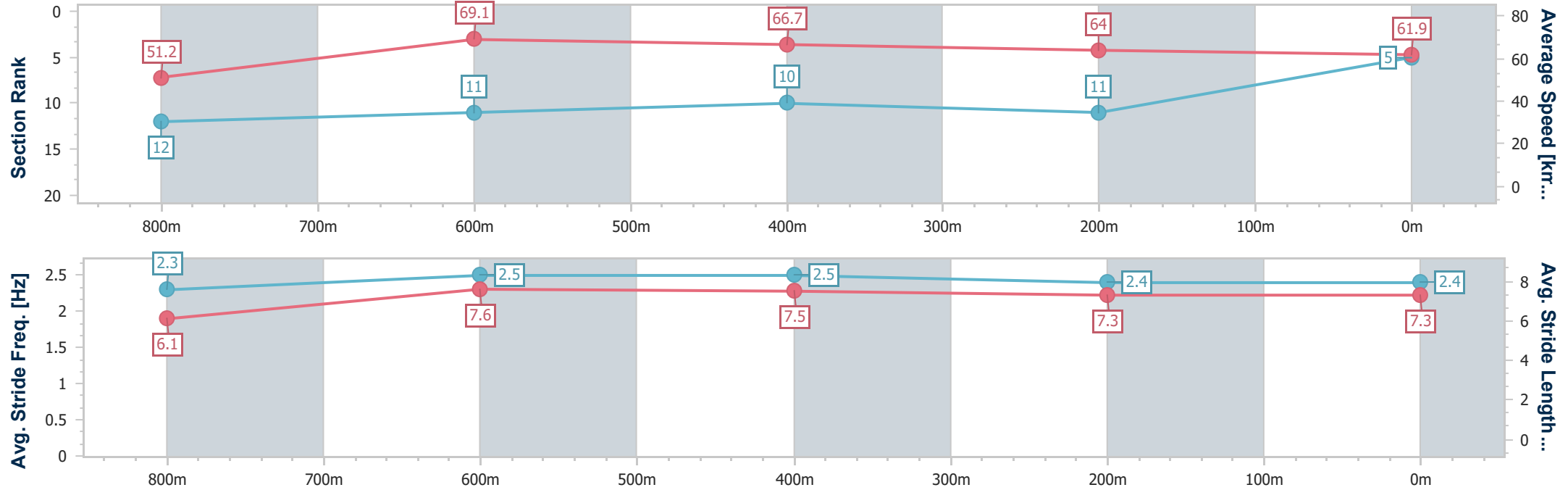
Ladbroke's Cannon Park QLD Professional
Race 6: ELAINE PICCONE MEMORIAL RATINGS BAND 0 - 58
Handicap - 950m

13 September 2024 - 15:07

Track Rating: Soft 5, Weather: Fine, Rail Position: True



| Section | Overall | 800m | 600m | 400m | 200m | | | | | | | | | | | | | | |
|------------------------|--------------------------|---------------------------|---------------------------|---------------------------|---------------------------|--|--|--|--|--|--|--|--|--|--|--|--|--|--|
| Section Times | 0:54.84 [5] (0:10.60) | 0:44.24 [12] (0:10.43) | 0:33.81 [11] (0:10.84) | 0:22.97 [10] (0:11.34) | 0:11.63 [11] (0:11.63) | | | | | | | | | | | | | | |
| Average Speed [km/h] | 51.2 | 69.1 | 66.7 | 64.0 | 61.9 | | | | | | | | | | | | | | |
| Top Speed [km/h] | 67.6 | 70.7 | 69.8 | 65.1 | 64.4 | | | | | | | | | | | | | | |
| Avg. Dist. to Rail [m] | 7.7 | 0.6 | 1.0 | 5.0 | 5.1 | | | | | | | | | | | | | | |
| Avg. Stride Freq. [Hz] | 2.3 | 2.5 | 2.5 | 2.4 | 2.4 | | | | | | | | | | | | | | |
| Avg. Stride Length [m] | 6.1 | 7.6 | 7.5 | 7.3 | 7.3 | | | | | | | | | | | | | | |



- [] Ranking at each section and finish
- .-.- No data available at this section
- NA No data available



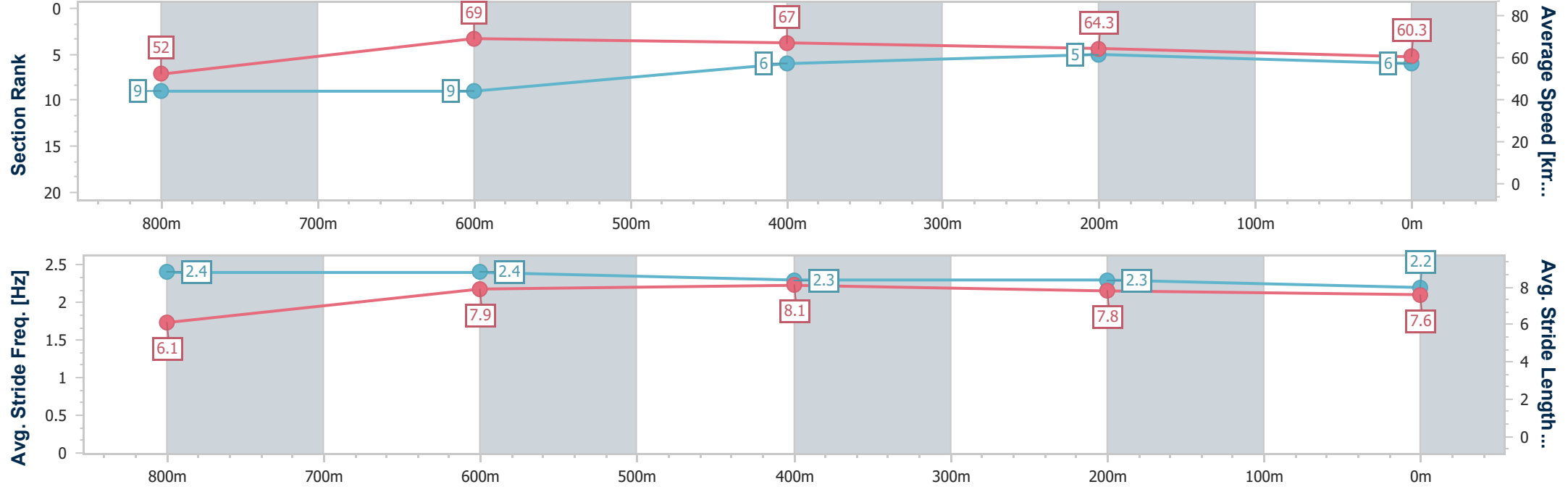
| | |
|--------------------------------|-------------------|
| Horse/Jockey Name | Aglot |
| Final Rank | 6 |
| Fastest Section Time (Section) | 0:10.38 (Overall) |
| Top Speed [km/h] (Section) | 71.1 (800m) |
| Race State | Finished |



Ladbrokes Cannon Park QLD Professional
Race 6: ELAINE PICCONE MEMORIAL RATINGS BAND 0 - 58
Handicap - 950m
13 September 2024 - 15:07
Track Rating: Soft 5, Weather: Fine, Rail Position: True



| Section | Overall | 800m | 600m | 400m | 200m | | | | | | | | | | |
|------------------------|--------------------------|--------------------------|--------------------------|--------------------------|--------------------------|--|--|--|--|--|--|--|--|--|--|
| Section Times | 0:54.86 [6] (0:10.38) | 0:44.48 [9] (0:10.44) | 0:34.04 [9] (0:10.78) | 0:23.26 [6] (0:11.32) | 0:11.94 [5] (0:11.94) | | | | | | | | | | |
| Average Speed [km/h] | 52.0 | 69.0 | 67.0 | 64.3 | 60.3 | | | | | | | | | | |
| Top Speed [km/h] | 68.4 | 71.1 | 68.5 | 67.5 | 64.1 | | | | | | | | | | |
| Avg. Dist. to Rail [m] | 3.7 | 0.6 | 1.0 | 4.5 | 2.4 | | | | | | | | | | |
| Avg. Stride Freq. [Hz] | 2.4 | 2.4 | 2.3 | 2.3 | 2.2 | | | | | | | | | | |
| Avg. Stride Length [m] | 6.1 | 7.9 | 8.1 | 7.8 | 7.6 | | | | | | | | | | |





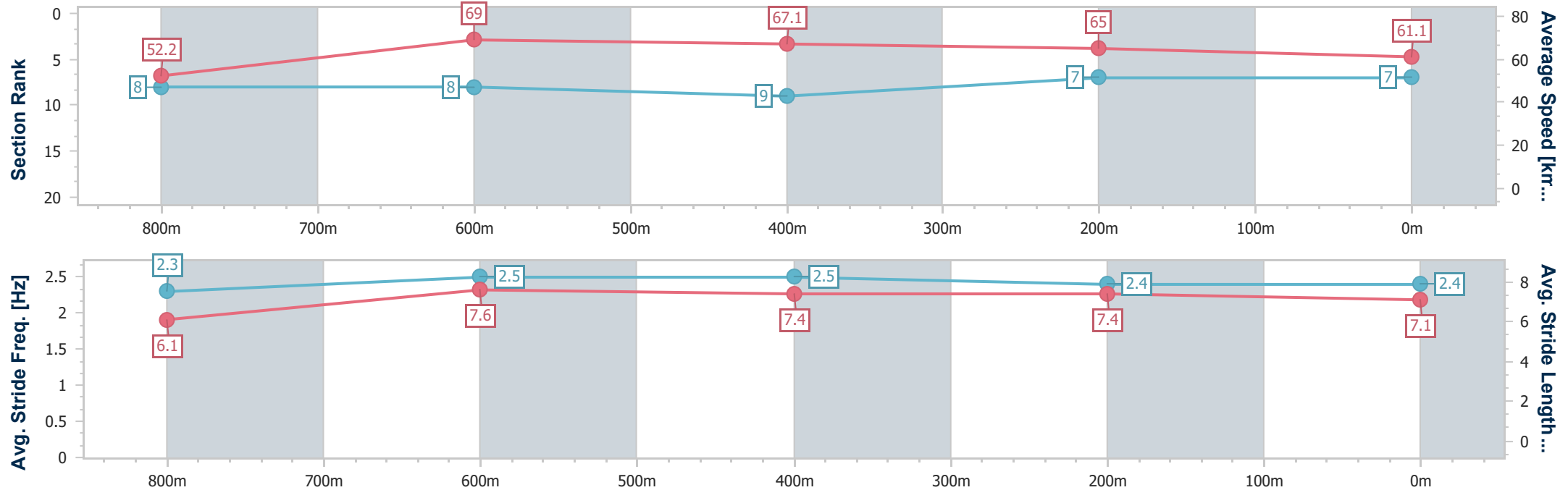
| | |
|--------------------------------|-------------------|
| Horse/Jockey Name | Prophetess |
| Final Rank | 7 |
| Fastest Section Time (Section) | 0:10.37 (Overall) |
| Top Speed [km/h] (Section) | 69.7 (800m) |
| Race State | Finished |



Ladbrokes Cannon Park QLD Professional
Race 6: ELAINE PICCONE MEMORIAL RATINGS BAND 0 - 58
Handicap - 950m
13 September 2024 - 15:07
Track Rating: Soft 5, Weather: Fine, Rail Position: True



| Section | Overall | 800m | 600m | 400m | 200m | | | | | | | | | | | | | | | |
|------------------------|--------------------------|--------------------------|--------------------------|--------------------------|--------------------------|--|--|--|--|--|--|--|--|--|--|--|--|--|--|--|
| Section Times | 0:54.89 [7] (0:10.37) | 0:44.52 [8] (0:10.44) | 0:34.08 [8] (0:10.97) | 0:23.11 [9] (0:11.29) | 0:11.82 [7] (0:11.82) | | | | | | | | | | | | | | | |
| Average Speed [km/h] | 52.2 | 69.0 | 67.1 | 65.0 | 61.1 | | | | | | | | | | | | | | | |
| Top Speed [km/h] | 68.1 | 69.7 | 68.7 | 67.4 | 63.7 | | | | | | | | | | | | | | | |
| Avg. Dist. to Rail [m] | 6.3 | 1.6 | 3.6 | 6.8 | 6.5 | | | | | | | | | | | | | | | |
| Avg. Stride Freq. [Hz] | 2.3 | 2.5 | 2.5 | 2.4 | 2.4 | | | | | | | | | | | | | | | |
| Avg. Stride Length [m] | 6.1 | 7.6 | 7.4 | 7.4 | 7.1 | | | | | | | | | | | | | | | |





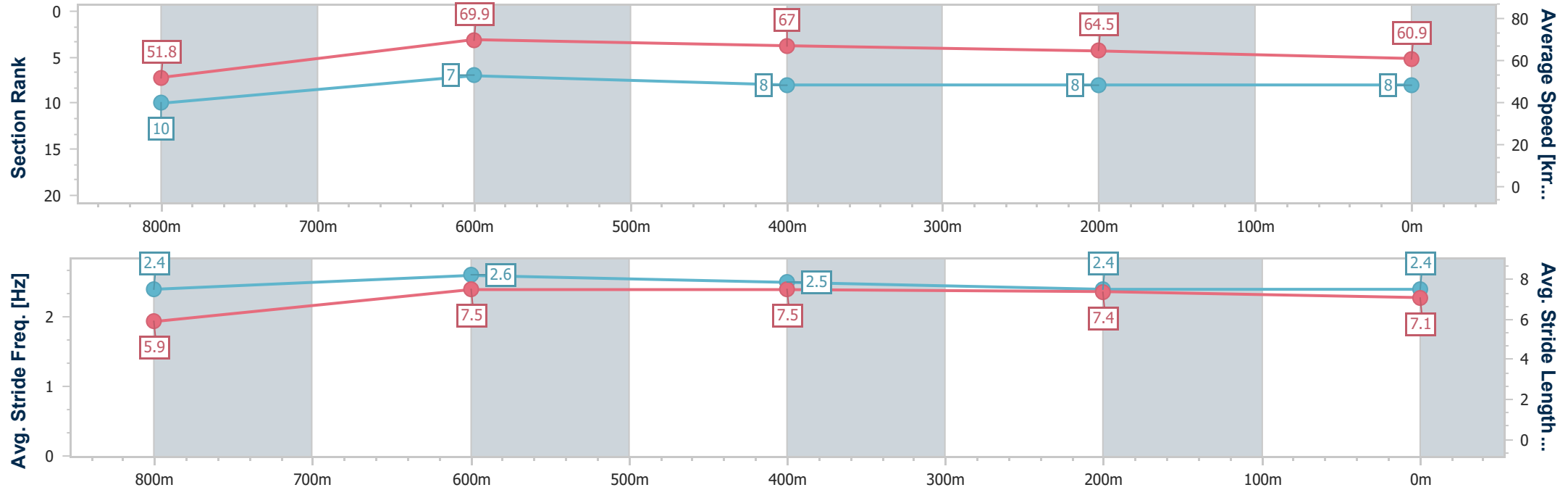
| | |
|--------------------------------|----------------|
| Horse/Jockey Name | Shere Khan |
| Final Rank | 8 |
| Fastest Section Time (Section) | 0:10.28 (800m) |
| Top Speed [km/h] (Section) | 71.4 (800m) |
| Race State | Finished |



Ladbroke's Cannon Park QLD Professional
Race 6: ELAINE PICCONE MEMORIAL RATINGS BAND 0 - 58
Handicap - 950m
13 September 2024 - 15:07
Track Rating: Soft 5, Weather: Fine, Rail Position: True



| Section | Overall | 800m | 600m | 400m | 200m | | | | | | | | | | |
|------------------------|--------------------------|---------------------------|--------------------------|--------------------------|--------------------------|--|--|--|--|--|--|--|--|--|--|
| Section Times | 0:54.90 [8] (0:10.47) | 0:44.43 [10] (0:10.28) | 0:34.15 [7] (0:10.95) | 0:23.20 [8] (0:11.39) | 0:11.81 [8] (0:11.81) | | | | | | | | | | |
| Average Speed [km/h] | 51.8 | 69.9 | 67.0 | 64.5 | 60.9 | | | | | | | | | | |
| Top Speed [km/h] | 69.9 | 71.4 | 68.9 | 66.1 | 63.1 | | | | | | | | | | |
| Avg. Dist. to Rail [m] | 8.7 | 2.9 | 2.7 | 8.7 | 10.4 | | | | | | | | | | |
| Avg. Stride Freq. [Hz] | 2.4 | 2.6 | 2.5 | 2.4 | 2.4 | | | | | | | | | | |
| Avg. Stride Length [m] | 5.9 | 7.5 | 7.5 | 7.4 | 7.1 | | | | | | | | | | |





| | |
|--------------------------------|----------------|
| Horse/Jockey Name | Bakersfield |
| Final Rank | 9 |
| Fastest Section Time (Section) | 0:10.15 (800m) |
| Top Speed [km/h] (Section) | 71.8 (800m) |
| Race State | Finished |



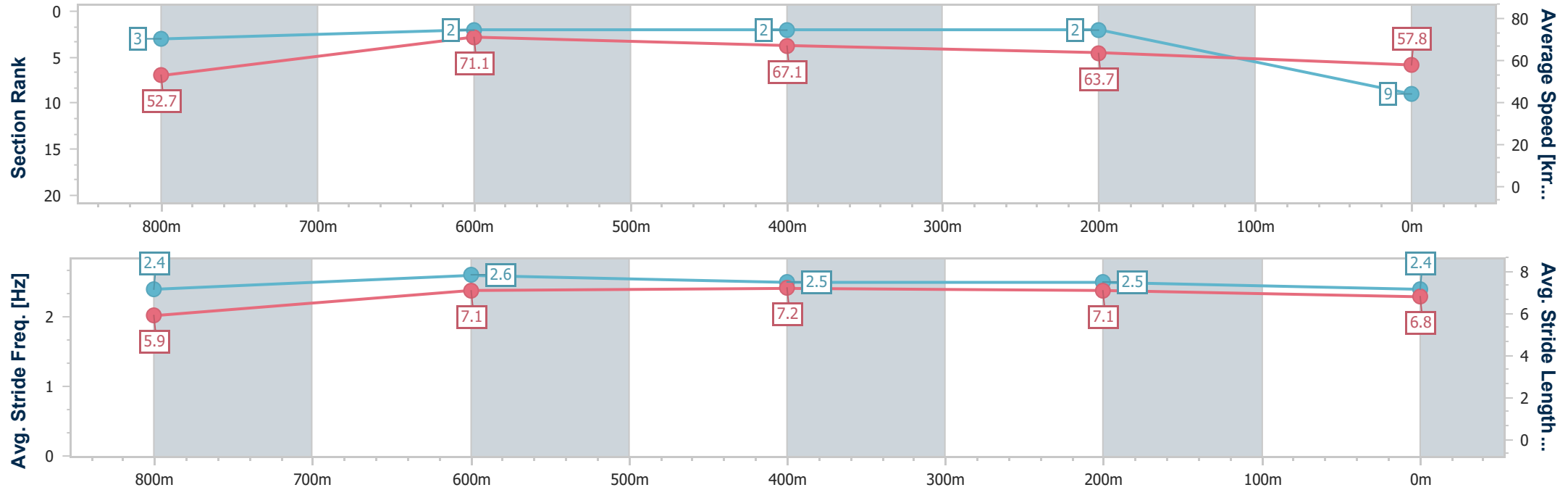
Ladbrokes Cannon Park QLD Professional
Race 6: ELAINE PICCONE MEMORIAL RATINGS BAND 0 - 58
Handicap - 950m

13 September 2024 - 15:07

Track Rating: Soft 5, Weather: Fine, Rail Position: True



| | | | | | | | | | | | | | | | | | | | |
|------------------------|--------------------------|--------------------------|--------------------------|--------------------------|--------------------------|--|--|--|--|--|--|--|--|--|--|--|--|--|--|
| Section | Overall | 800m | 600m | 400m | 200m | | | | | | | | | | | | | | |
| Section Times | 0:54.91 [9] (0:10.26) | 0:44.65 [3] (0:10.15) | 0:34.50 [2] (0:10.69) | 0:23.81 [2] (0:11.37) | 0:12.44 [2] (0:12.44) | | | | | | | | | | | | | | |
| Average Speed [km/h] | 52.7 | 71.1 | 67.1 | 63.7 | 57.8 | | | | | | | | | | | | | | |
| Top Speed [km/h] | 71.0 | 71.8 | 69.7 | 65.3 | 60.4 | | | | | | | | | | | | | | |
| Avg. Dist. to Rail [m] | 10.5 | 1.7 | 0.5 | 3.4 | 6.2 | | | | | | | | | | | | | | |
| Avg. Stride Freq. [Hz] | 2.4 | 2.6 | 2.5 | 2.5 | 2.4 | | | | | | | | | | | | | | |
| Avg. Stride Length [m] | 5.9 | 7.1 | 7.2 | 7.1 | 6.8 | | | | | | | | | | | | | | |



- [] Ranking at each section and finish
- .-.- No data available at this section
- NA No data available



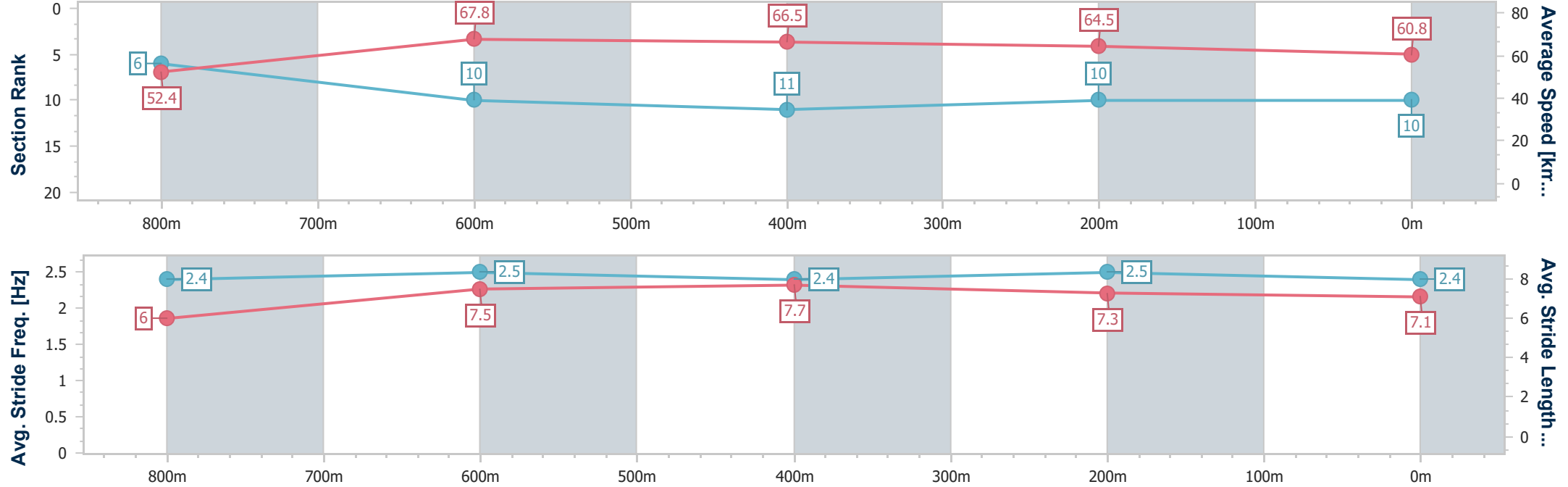
| | |
|--------------------------------|-------------------|
| Horse/Jockey Name | Deluxe Legend |
| Final Rank | 10 |
| Fastest Section Time (Section) | 0:10.31 (Overall) |
| Top Speed [km/h] (Section) | 70.4 (800m) |
| Race State | Finished |



Ladbrokes Cannon Park QLD Professional
Race 6: ELAINE PICCONE MEMORIAL RATINGS BAND 0 - 58
Handicap - 950m
13 September 2024 - 15:07
Track Rating: Soft 5, Weather: Fine, Rail Position: True



| Section | Overall | 800m | 600m | 400m | 200m | | | | | | | | | | |
|------------------------|---------------------------|--------------------------|---------------------------|---------------------------|---------------------------|--|--|--|--|--|--|--|--|--|--|
| Section Times | 0:55.02 [10] (0:10.31) | 0:44.71 [6] (0:10.64) | 0:34.07 [10] (0:10.94) | 0:23.13 [11] (0:11.28) | 0:11.85 [10] (0:11.85) | | | | | | | | | | |
| Average Speed [km/h] | 52.4 | 67.8 | 66.5 | 64.5 | 60.8 | | | | | | | | | | |
| Top Speed [km/h] | 66.0 | 70.4 | 69.3 | 65.2 | 64.0 | | | | | | | | | | |
| Avg. Dist. to Rail [m] | 2.0 | 1.3 | 1.6 | 4.2 | 3.4 | | | | | | | | | | |
| Avg. Stride Freq. [Hz] | 2.4 | 2.5 | 2.4 | 2.5 | 2.4 | | | | | | | | | | |
| Avg. Stride Length [m] | 6.0 | 7.5 | 7.7 | 7.3 | 7.1 | | | | | | | | | | |





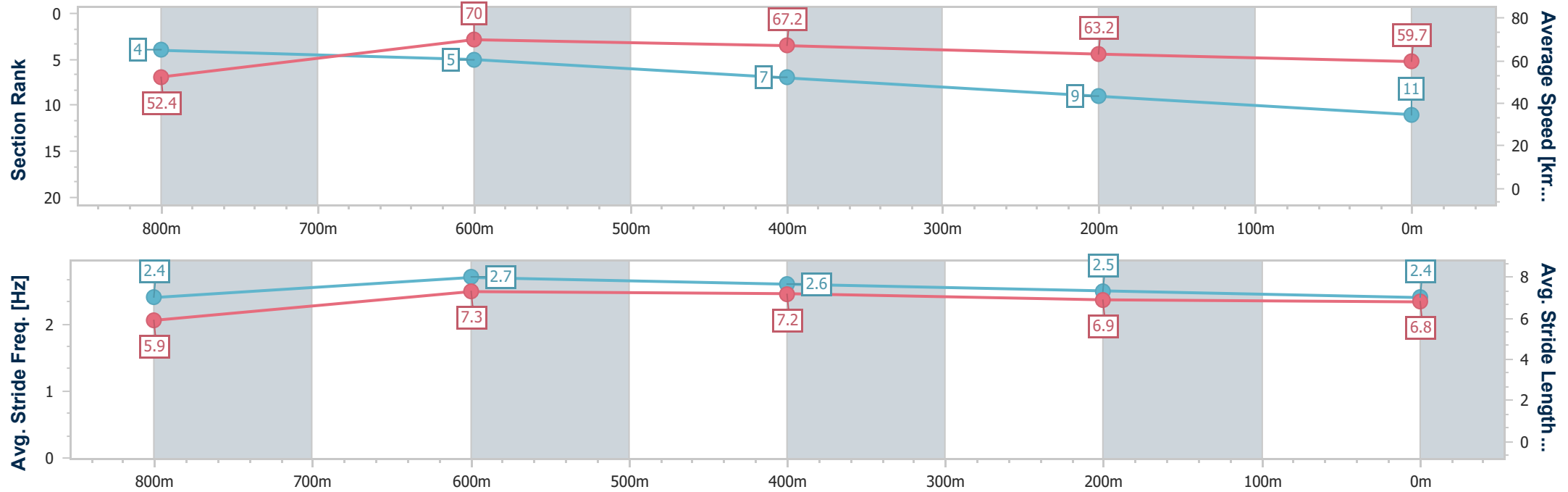
| | |
|--------------------------------|-------------------|
| Horse/Jockey Name | Bean Warrior |
| Final Rank | 11 |
| Fastest Section Time (Section) | 0:10.29 (Overall) |
| Top Speed [km/h] (Section) | 70.9 (800m) |
| Race State | Finished |



Ladbrokes Cannon Park QLD Professional
Race 6: ELAINE PICCONE MEMORIAL RATINGS BAND 0 - 58
Handicap - 950m
13 September 2024 - 15:07
Track Rating: Soft 5, Weather: Fine, Rail Position: True



| Section | Overall | 800m | 600m | 400m | 200m | | | | | | | | | | | | | | |
|------------------------|---------------------------|--------------------------|--------------------------|--------------------------|--------------------------|--|--|--|--|--|--|--|--|--|--|--|--|--|--|
| Section Times | 0:55.24 [11] (0:10.29) | 0:44.95 [4] (0:10.30) | 0:34.65 [5] (0:11.02) | 0:23.63 [7] (0:11.56) | 0:12.07 [9] (0:12.07) | | | | | | | | | | | | | | |
| Average Speed [km/h] | 52.4 | 70.0 | 67.2 | 63.2 | 59.7 | | | | | | | | | | | | | | |
| Top Speed [km/h] | 69.6 | 70.9 | 69.9 | 65.6 | 62.0 | | | | | | | | | | | | | | |
| Avg. Dist. to Rail [m] | 9.3 | 4.7 | 4.2 | 6.9 | 9.3 | | | | | | | | | | | | | | |
| Avg. Stride Freq. [Hz] | 2.4 | 2.7 | 2.6 | 2.5 | 2.4 | | | | | | | | | | | | | | |
| Avg. Stride Length [m] | 5.9 | 7.3 | 7.2 | 6.9 | 6.8 | | | | | | | | | | | | | | |





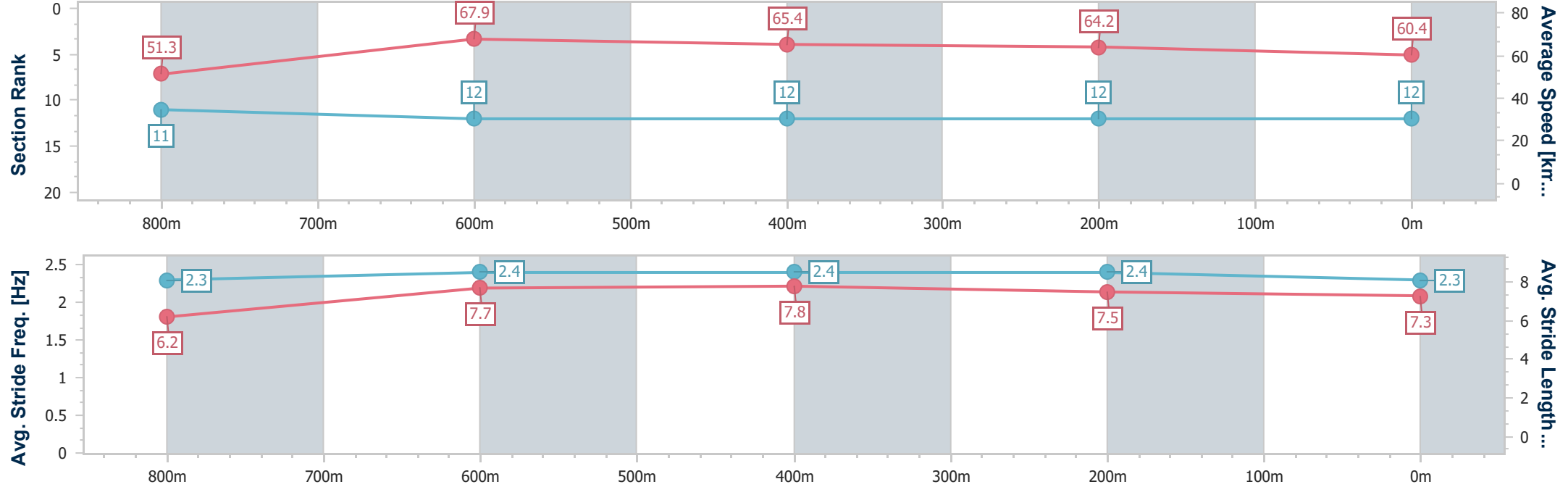
| | |
|--------------------------------|-------------------|
| Horse/Jockey Name | Dominant Rose |
| Final Rank | 12 |
| Fastest Section Time (Section) | 0:10.55 (Overall) |
| Top Speed [km/h] (Section) | 70.2 (800m) |
| Race State | Finished |



Ladbrokes Cannon Park QLD Professional
Race 6: ELAINE PICCONE MEMORIAL RATINGS BAND 0 - 58
Handicap - 950m
13 September 2024 - 15:07
Track Rating: Soft 5, Weather: Fine, Rail Position: True



| Section | Overall | 800m | 600m | 400m | 200m | | | | | | | | | | | | | | |
|------------------------|---------------------------|---------------------------|---------------------------|---------------------------|---------------------------|--|--|--|--|--|--|--|--|--|--|--|--|--|--|
| Section Times | 0:55.52 [12] (0:10.55) | 0:44.97 [11] (0:10.60) | 0:34.37 [12] (0:11.08) | 0:23.29 [12] (0:11.39) | 0:11.90 [12] (0:11.90) | | | | | | | | | | | | | | |
| Average Speed [km/h] | 51.3 | 67.9 | 65.4 | 64.2 | 60.4 | | | | | | | | | | | | | | |
| Top Speed [km/h] | 69.2 | 70.2 | 68.2 | 65.7 | 63.9 | | | | | | | | | | | | | | |
| Avg. Dist. to Rail [m] | 2.6 | 0.5 | 1.1 | 5.5 | 6.0 | | | | | | | | | | | | | | |
| Avg. Stride Freq. [Hz] | 2.3 | 2.4 | 2.4 | 2.4 | 2.3 | | | | | | | | | | | | | | |
| Avg. Stride Length [m] | 6.2 | 7.7 | 7.8 | 7.5 | 7.3 | | | | | | | | | | | | | | |





Ladbroke's Cannon Park QLD Professional

Race 7: PATRON'S CUP BENCHMARK 70 Handicap - 1250m

13 September 2024 - 15:43



Track Rating: Soft 5, Weather: Fine, Rail Position: True

| Section | | | | | | Overall | 1000m | 800m | 600m | 400m | 200m | Last 600m | |
|-------------|-----|-------------------|---------|---------------------|--------------------|----------------------|----------------------|----------------------|----------------------|----------------------|----------------------|-----------|---------------------------|
| Field Times | | | | | | 1:13.44 (0:15.98) | 0:57.46 (0:10.55) | 0:46.91 (0:11.36) | 0:35.55 (0:11.66) | 0:23.89 (0:11.96) | 0:11.93 (0:11.93) | 0:35.55 | |
| Rank | TAB | Horse/Jockey | Barrier | Top Speed [km/h] | Fastest Section | | | | | | | Margin | Distance Travelled [m] |
| 1 | 10 | SPIRIT MEISTER | 10 | 69.5 | 0:10.90 | 1:13.44 [1] | 0:56.96 [9] | 0:46.06 [12] | 0:34.74 [12] | 0:23.19 [11] | 0:11.62 [5] | 1:13.44 | 0:34.74 |
| | | Nathan Day | | Overall | 1000m | (0:16.48) | (0:10.90) | (0:11.32) | (0:11.55) | (0:11.57) | (0:11.62) | | |
| 2 | 4 | MIKADO | 14 | 69.1 | 0:10.86 | 1:13.49 [2] | 0:57.04 [8] | 0:46.18 [9] | 0:34.99 [8] | 0:23.37 [8] | 0:11.79 [3] | 0.33L | 0:34.99 +10 |
| | | Chris Whiteley | | 1000m | 1000m | (0:16.45) | (0:10.86) | (0:11.19) | (0:11.62) | (0:11.58) | (0:11.79) | | |
| 3 | 2 | CALL ME MO | 3 | 66.3 | 0:10.80 | 1:13.62 [3] | 0:57.09 [10] | 0:46.29 [10] | 0:35.06 [11] | 0:23.43 [9] | 0:11.78 [7] | 1.09L | 0:35.06 -3 |
| | | Gabrielle Semmens | | 1000m | 1000m | (0:16.53) | (0:10.80) | (0:11.23) | (0:11.63) | (0:11.65) | (0:11.78) | | |
| 4 | 7 | SHAGGY ROGERS | 6 | 71.3 | 0:10.70 | 1:13.68 [4] | 0:57.59 [2] | 0:46.89 [2] | 0:35.60 [2] | 0:24.12 [2] | 0:12.17 [1] | 1.46L | 0:35.60 -2 |
| | | Justin Huxtable | | Overall | 1000m | (0:16.09) | (0:10.70) | (0:11.29) | (0:11.48) | (0:11.95) | (0:12.17) | | |
| 5 | 5 | TYCOON BEAU | 8 | 67.8 | 0:10.58 | 1:13.74 [5] | 0:56.99 [12] | 0:46.41 [11] | 0:35.19 [10] | 0:23.50 [10] | 0:11.66 [10] | 1.77L | 0:35.19 -3 |
| | | Masayuki Abe | | Overall | 1000m | (0:16.75) | (0:10.58) | (0:11.22) | (0:11.69) | (0:11.84) | (0:11.66) | | |
| 6 | 1 | CROWNING MOMENT | 12 | 69.9 | 0:10.65 | 1:13.92 [6] | 0:57.37 [11] | 0:46.72 [8] | 0:35.54 [7] | 0:23.90 [7] | 0:11.97 [8] | 2.84L | 0:35.54 +6 |
| | | Bella Youngberry | | 1000m | 1000m | (0:16.55) | (0:10.65) | (0:11.18) | (0:11.64) | (0:11.93) | (0:11.97) | | |
| 7 | 3 | BONYTHON | 1 | 68.5 | 0:10.55 | 1:14.14 [7] | 0:58.16 [1] | 0:47.61 [1] | 0:36.25 [1] | 0:24.59 [1] | 0:12.61 [2] | 4.12L | 0:36.25 -14 |
| | | Tyler Leslight | | Overall | 1000m | (0:15.98) | (0:10.55) | (0:11.36) | (0:11.66) | (0:11.98) | (0:12.61) | | |
| 8 | 8 | AMNESTY | 2 | 68.0 | 0:10.84 | 1:14.33 [8] | 0:58.22 [3] | 0:47.38 [4] | 0:36.12 [5] | 0:24.49 [3] | 0:12.54 [4] | 5.24L | 0:36.12 +5 |
| | | Ryan Wiggins | | Overall | 1000m | (0:16.11) | (0:10.84) | (0:11.26) | (0:11.63) | (0:11.95) | (0:12.54) | | |
| 9 | 12 | GREENHEART | 4 | 68.6 | 0:10.72 | 1:14.40 [9] | 0:58.03 [7] | 0:47.31 [5] | 0:36.07 [6] | 0:24.56 [4] | 0:12.57 [6] | 5.69L | 0:36.07 -5 |
| | | Nathan Thomas | | 1000m | 1000m | (0:16.37) | (0:10.72) | (0:11.24) | (0:11.51) | (0:11.99) | (0:12.57) | | |
| 10 | 6 | ROUGH CUT JEWEL | 5 | 68.3 | 0:10.64 | 1:14.55 [10] | 0:58.34 [4] | 0:47.70 [3] | 0:36.37 [3] | 0:24.65 [6] | 0:12.47 [10] | 6.57L | 0:36.37 +1 |
| | | Lacey Morrison | | 1000m | 1000m | (0:16.21) | (0:10.64) | (0:11.33) | (0:11.72) | (0:12.18) | (0:12.47) | | |

Scratched: Boogie Wonderland (#14), Mazzaratti (#15), Counter Command (#11)

Report Created: Fri 13 September 2024 16:07 GMT (Note: Timing is based on position data)

Page 1/14

[] Ranking at each section and finish
-:-:- No data available at this section
NA No data available

SCN Saddle cloth number
DNF Did not finish
DNT Did not track

data processed by TRIPLESDATA



Ladbrokes Cannon Park QLD Professional
Race 7: PATRON'S CUP BENCHMARK 70 Handicap - 1250m
13 September 2024 - 15:43



Track Rating: Soft 5, Weather: Fine, Rail Position: True

| Section | | | | | Overall | 1000m | 800m | 600m | 400m | 200m | Last 600m | | | |
|-------------|-----|----------------|---------|---------------------|----------------------|----------------------|----------------------|----------------------|----------------------|----------------------|--------------|--------|---------|---------------------------|
| Field Times | | | | | 1:13.44 (0:15.98) | 0:57.46 (0:10.55) | 0:46.91 (0:11.36) | 0:35.55 (0:11.66) | 0:23.89 (0:11.96) | 0:11.93 (0:11.93) | 0:35.55 | | | |
| Rank | TAB | Horse/Jockey | Barrier | Top Speed [km/h] | Fastest Section | | | | | | | Margin | | Distance Travelled [m] |
| 11 | 9 | SEALION | 11 | 69.3 | 0:10.85 | 1:15.11 [11] | 0:58.85 [5] | 0:48.00 [6] | 0:36.92 [4] | 0:25.23 [5] | 0:13.11 [9] | 9.87L | 0:36.92 | +8 |
| | | Graham Kliese | | 1000m | 1000m | (0:16.26) | (0:10.85) | (0:11.08) | (0:11.69) | (0:12.12) | (0:13.11) | | | |
| 12 | 13 | COOLMEANS | 7 | 69.0 | 0:10.80 | 1:16.68 [12] | 1:00.32 [6] | 0:49.52 [7] | 0:38.17 [9] | 0:26.33 [12] | 0:13.85 [12] | 19.08L | 0:38.17 | +2 |
| | | Michael Murphy | | Overall | 1000m | (0:16.36) | (0:10.80) | (0:11.35) | (0:11.84) | (0:12.48) | (0:13.85) | | | |

Scratched: Boogie Wonderland (#14), Mazzaratti (#15), Counter Command (#11)



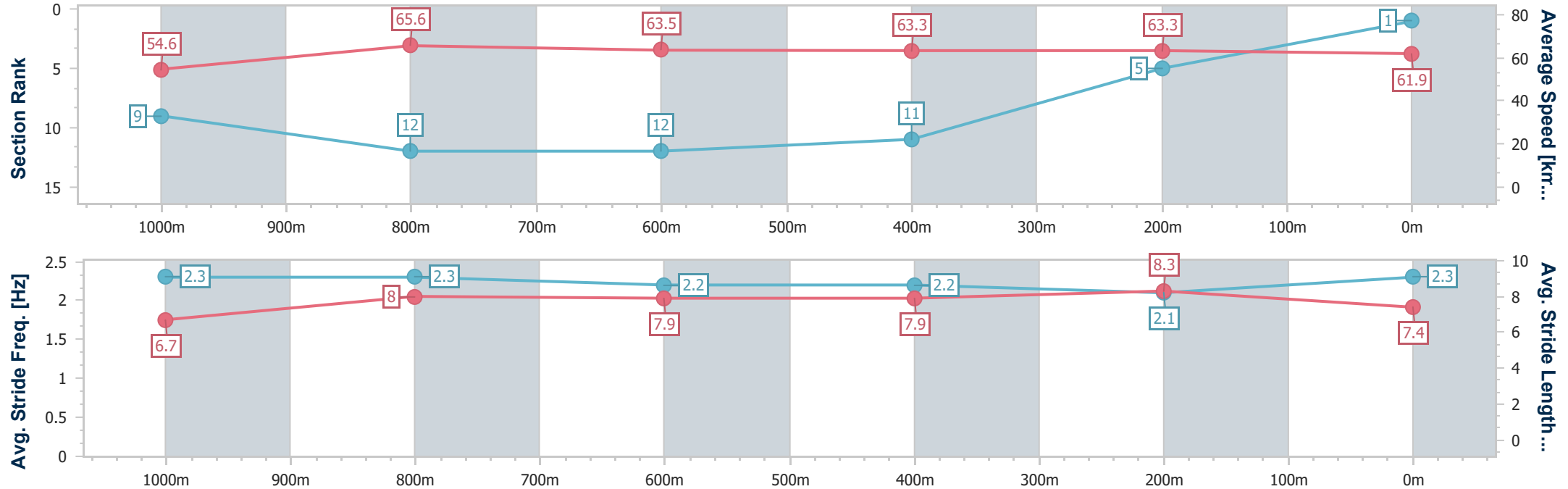
| | |
|--------------------------------|-----------------|
| Horse/Jockey Name | Spirit Meister |
| Final Rank | 1 |
| Fastest Section Time (Section) | 0:10.90 (1000m) |
| Top Speed [km/h] (Section) | 69.5 (Overall) |
| Race State | Finished |



Ladbrokes Cannon Park QLD Professional
Race 7: PATRON'S CUP BENCHMARK 70 Handicap - 1250m
13 September 2024 - 15:43
Track Rating: Soft 5, Weather: Fine, Rail Position: True



| Section | Overall | 1000m | 800m | 600m | 400m | 200m | | | | | | | |
|------------------------|--------------------------|--------------------------|---------------------------|---------------------------|---------------------------|--------------------------|--|--|--|--|--|--|--|
| Section Times | 1:13.44 [1] (0:16.48) | 0:56.96 [9] (0:10.90) | 0:46.06 [12] (0:11.32) | 0:34.74 [12] (0:11.55) | 0:23.19 [11] (0:11.57) | 0:11.62 [5] (0:11.62) | | | | | | | |
| Average Speed [km/h] | 54.6 | 65.6 | 63.5 | 63.3 | 63.3 | 61.9 | | | | | | | |
| Top Speed [km/h] | 69.5 | 67.5 | 65.5 | 63.9 | 63.8 | 63.5 | | | | | | | |
| Avg. Dist. to Rail [m] | 4.3 | 2.0 | 2.7 | 2.4 | 6.1 | 5.9 | | | | | | | |
| Avg. Stride Freq. [Hz] | 2.3 | 2.3 | 2.2 | 2.2 | 2.1 | 2.3 | | | | | | | |
| Avg. Stride Length [m] | 6.7 | 8.0 | 7.9 | 7.9 | 8.3 | 7.4 | | | | | | | |





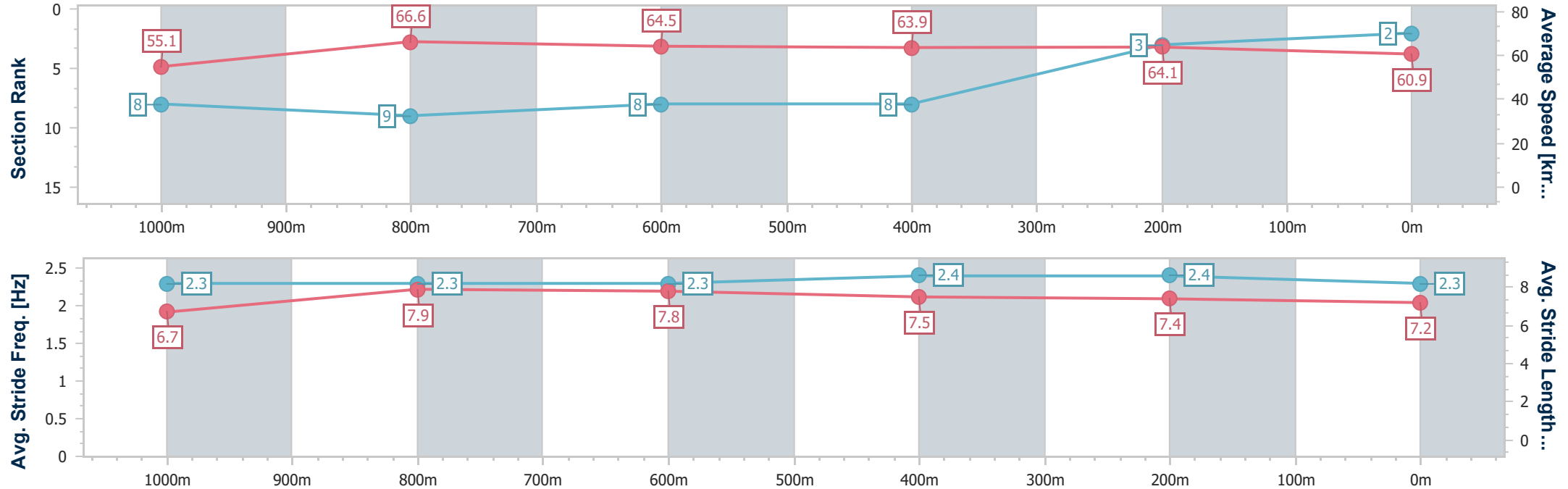
| | |
|--------------------------------|-----------------|
| Horse/Jockey Name | Mikado |
| Final Rank | 2 |
| Fastest Section Time (Section) | 0:10.86 (1000m) |
| Top Speed [km/h] (Section) | 69.1 (1000m) |
| Race State | Finished |



Ladbrokes Cannon Park QLD Professional
Race 7: PATRON'S CUP BENCHMARK 70 Handicap - 1250m
13 September 2024 - 15:43
Track Rating: Soft 5, Weather: Fine, Rail Position: True



| Section | Overall | 1000m | 800m | 600m | 400m | 200m | | | | | | | | |
|------------------------|--------------------------|--------------------------|--------------------------|--------------------------|--------------------------|--------------------------|--|--|--|--|--|--|--|--|
| Section Times | 1:13.49 [2] (0:16.45) | 0:57.04 [8] (0:10.86) | 0:46.18 [9] (0:11.19) | 0:34.99 [8] (0:11.62) | 0:23.37 [8] (0:11.58) | 0:11.79 [3] (0:11.79) | | | | | | | | |
| Average Speed [km/h] | 55.1 | 66.6 | 64.5 | 63.9 | 64.1 | 60.9 | | | | | | | | |
| Top Speed [km/h] | 69.0 | 69.1 | 65.6 | 64.6 | 64.7 | 63.9 | | | | | | | | |
| Avg. Dist. to Rail [m] | 6.1 | 1.6 | 3.3 | 5.2 | 11.3 | 11.6 | | | | | | | | |
| Avg. Stride Freq. [Hz] | 2.3 | 2.3 | 2.3 | 2.4 | 2.4 | 2.3 | | | | | | | | |
| Avg. Stride Length [m] | 6.7 | 7.9 | 7.8 | 7.5 | 7.4 | 7.2 | | | | | | | | |



[] Ranking at each section and finish
-.-.- No data available at this section
NA No data available



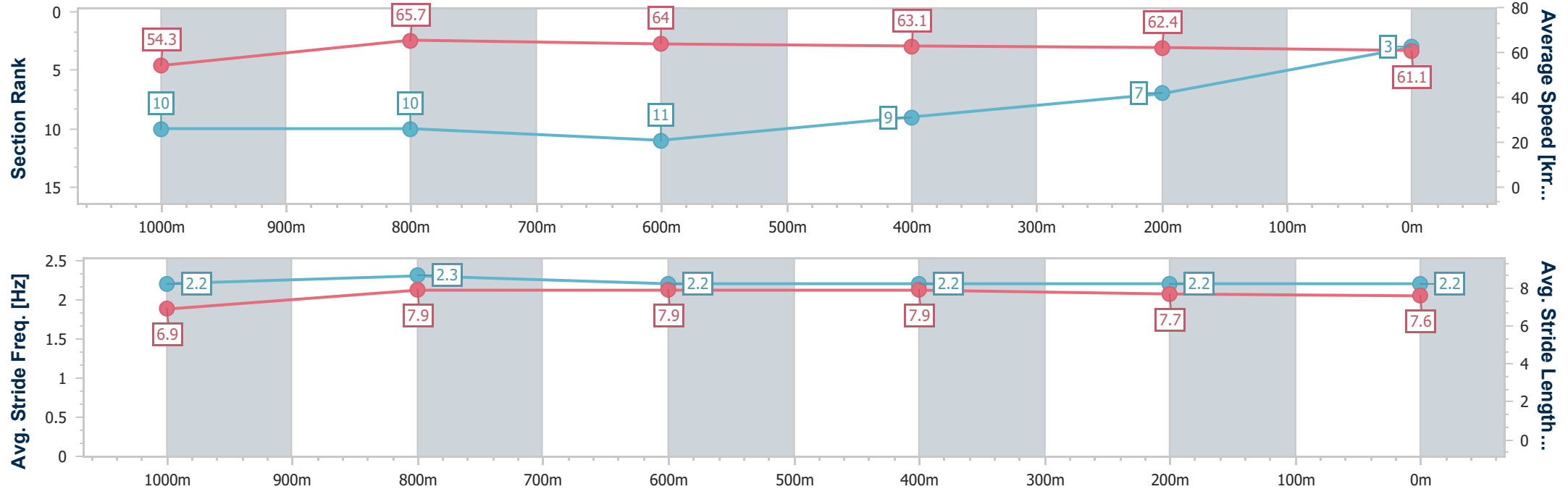
| | |
|--------------------------------|-----------------|
| Horse/Jockey Name | Call Me Mo |
| Final Rank | 3 |
| Fastest Section Time (Section) | 0:10.80 (1000m) |
| Top Speed [km/h] (Section) | 66.3 (1000m) |
| Race State | Finished |



Ladbrokes Cannon Park QLD Professional
Race 7: PATRON'S CUP BENCHMARK 70 Handicap - 1250m
13 September 2024 - 15:43
Track Rating: Soft 5, Weather: Fine, Rail Position: True



| Section | Overall | 1000m | 800m | 600m | 400m | 200m | | | | | | | | |
|------------------------|--------------------------|---------------------------|---------------------------|---------------------------|--------------------------|--------------------------|--|--|--|--|--|--|--|--|
| Section Times | 1:13.62 [3] (0:16.53) | 0:57.09 [10] (0:10.80) | 0:46.29 [10] (0:11.23) | 0:35.06 [11] (0:11.63) | 0:23.43 [9] (0:11.65) | 0:11.78 [7] (0:11.78) | | | | | | | | |
| Average Speed [km/h] | 54.3 | 65.7 | 64.0 | 63.1 | 62.4 | 61.1 | | | | | | | | |
| Top Speed [km/h] | 66.1 | 66.3 | 65.9 | 64.1 | 63.6 | 62.9 | | | | | | | | |
| Avg. Dist. to Rail [m] | 1.7 | 1.9 | 1.3 | 2.5 | 2.8 | 2.1 | | | | | | | | |
| Avg. Stride Freq. [Hz] | 2.2 | 2.3 | 2.2 | 2.2 | 2.2 | 2.2 | | | | | | | | |
| Avg. Stride Length [m] | 6.9 | 7.9 | 7.9 | 7.9 | 7.7 | 7.6 | | | | | | | | |





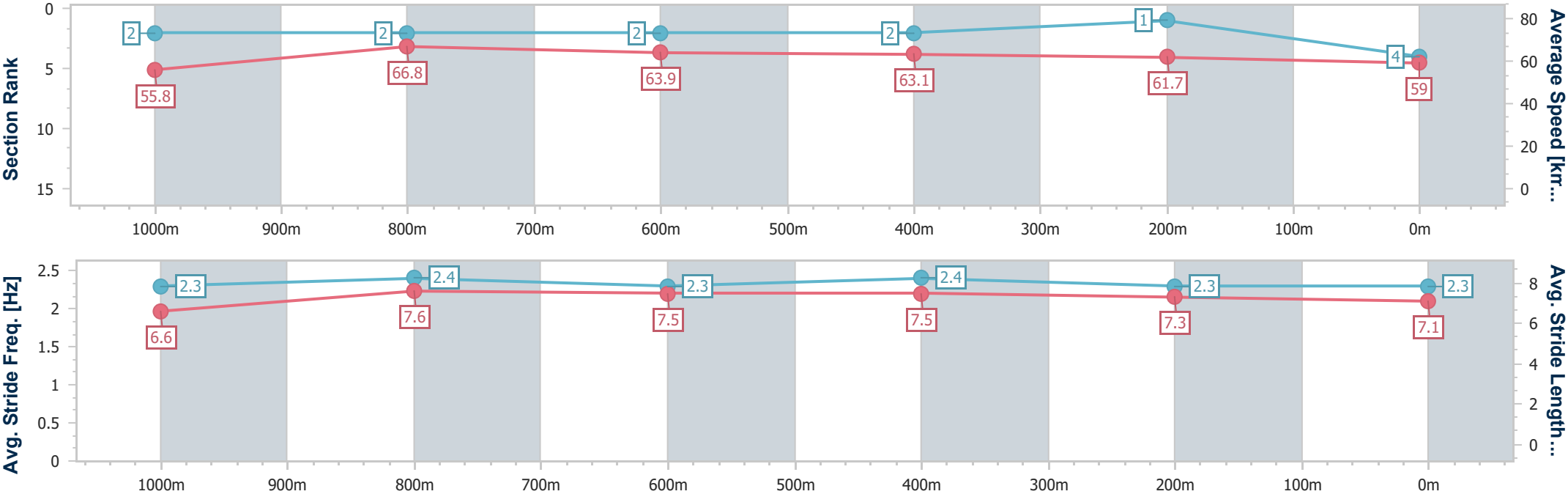
| | |
|--------------------------------|-----------------|
| Horse/Jockey Name | Shaggy Rogers |
| Final Rank | 4 |
| Fastest Section Time (Section) | 0:10.70 (1000m) |
| Top Speed [km/h] (Section) | 71.3 (Overall) |
| Race State | Finished |



Ladbrokes Cannon Park QLD Professional
Race 7: PATRON'S CUP BENCHMARK 70 Handicap - 1250m
13 September 2024 - 15:43
Track Rating: Soft 5, Weather: Fine, Rail Position: True



| Section | Overall | 1000m | 800m | 600m | 400m | 200m | | | | | | | |
|------------------------|--------------------------|--------------------------|--------------------------|--------------------------|--------------------------|--------------------------|--|--|--|--|--|--|--|
| Section Times | 1:13.68 [4] (0:16.09) | 0:57.59 [2] (0:10.70) | 0:46.89 [2] (0:11.29) | 0:35.60 [2] (0:11.48) | 0:24.12 [2] (0:11.95) | 0:12.17 [1] (0:12.17) | | | | | | | |
| Average Speed [km/h] | 55.8 | 66.8 | 63.9 | 63.1 | 61.7 | 59.0 | | | | | | | |
| Top Speed [km/h] | 71.3 | 69.5 | 64.9 | 64.9 | 62.7 | 60.0 | | | | | | | |
| Avg. Dist. to Rail [m] | 2.1 | 1.1 | 0.8 | 1.8 | 7.6 | 8.2 | | | | | | | |
| Avg. Stride Freq. [Hz] | 2.3 | 2.4 | 2.3 | 2.4 | 2.3 | 2.3 | | | | | | | |
| Avg. Stride Length [m] | 6.6 | 7.6 | 7.5 | 7.5 | 7.3 | 7.1 | | | | | | | |





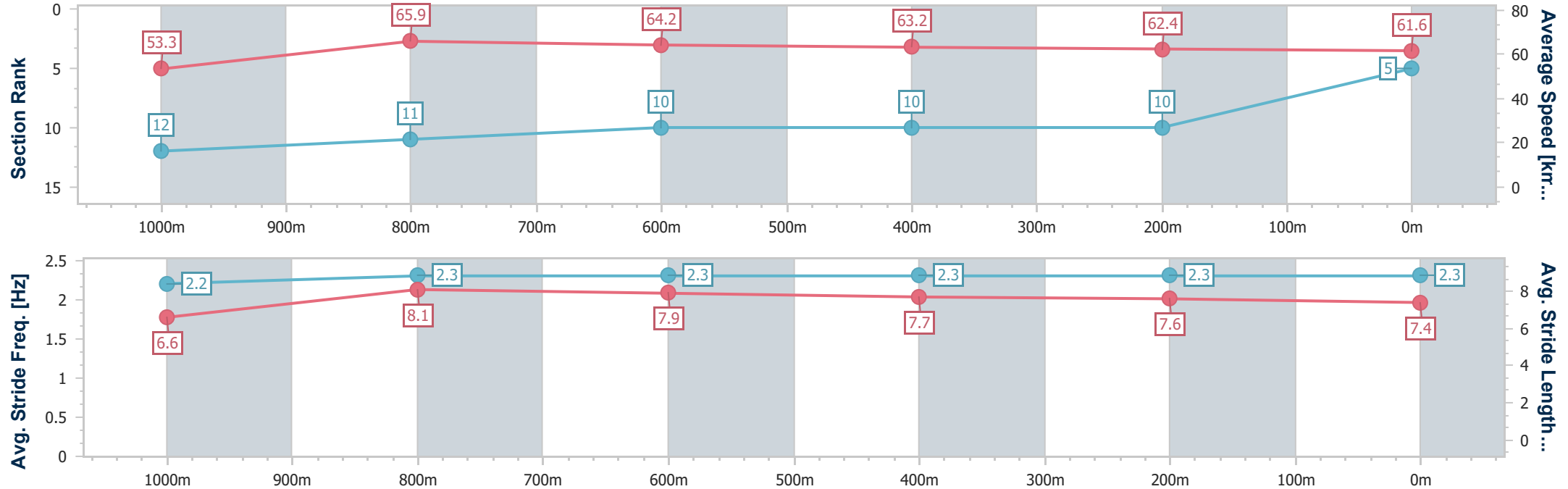
| | |
|--------------------------------|-----------------|
| Horse/Jockey Name | Tycoon Beau |
| Final Rank | 5 |
| Fastest Section Time (Section) | 0:10.58 (1000m) |
| Top Speed [km/h] (Section) | 67.8 (Overall) |
| Race State | Finished |



Ladbrokes Cannon Park QLD Professional
Race 7: PATRON'S CUP BENCHMARK 70 Handicap - 1250m
13 September 2024 - 15:43
Track Rating: Soft 5, Weather: Fine, Rail Position: True



| Section | Overall | 1000m | 800m | 600m | 400m | 200m | | | | | | | |
|------------------------|--------------------------|---------------------------|---------------------------|---------------------------|---------------------------|---------------------------|--|--|--|--|--|--|--|
| Section Times | 1:13.74 [5] (0:16.75) | 0:56.99 [12] (0:10.58) | 0:46.41 [11] (0:11.22) | 0:35.19 [10] (0:11.69) | 0:23.50 [10] (0:11.84) | 0:11.66 [10] (0:11.66) | | | | | | | |
| Average Speed [km/h] | 53.3 | 65.9 | 64.2 | 63.2 | 62.4 | 61.6 | | | | | | | |
| Top Speed [km/h] | 67.8 | 67.8 | 65.5 | 63.8 | 63.5 | 62.8 | | | | | | | |
| Avg. Dist. to Rail [m] | 3.6 | 3.9 | 0.8 | 3.5 | 9.8 | 12.6 | | | | | | | |
| Avg. Stride Freq. [Hz] | 2.2 | 2.3 | 2.3 | 2.3 | 2.3 | 2.3 | | | | | | | |
| Avg. Stride Length [m] | 6.6 | 8.1 | 7.9 | 7.7 | 7.6 | 7.4 | | | | | | | |



[] Ranking at each section and finish
-.-.- No data available at this section
NA No data available



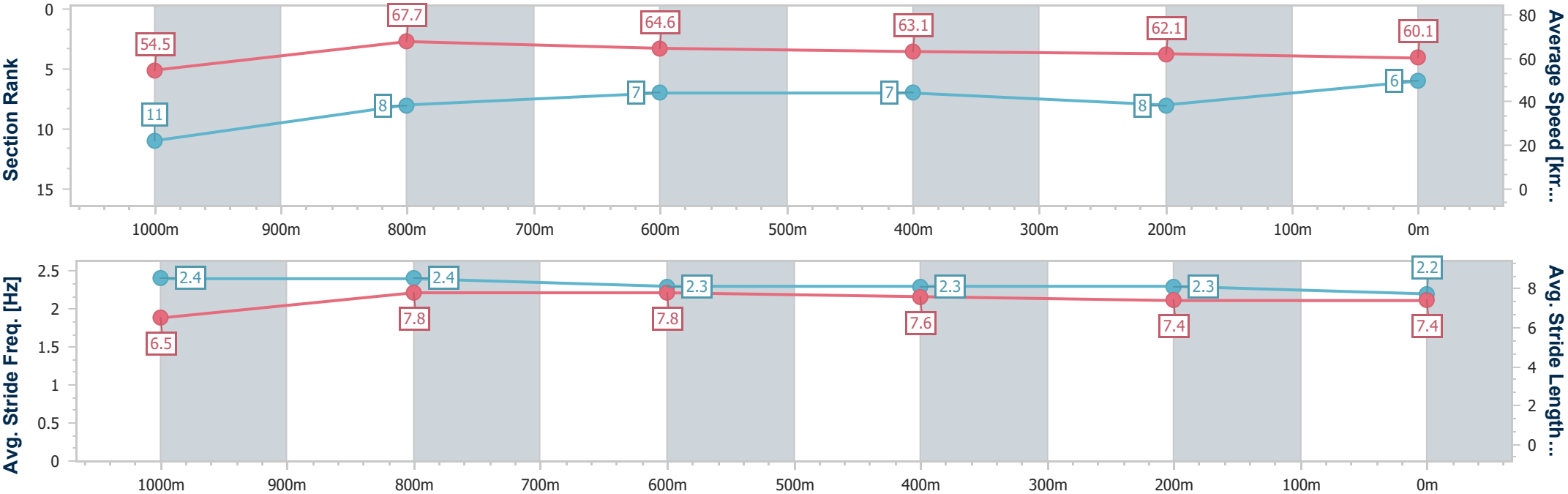
| | |
|--------------------------------|-----------------|
| Horse/Jockey Name | Crowning Moment |
| Final Rank | 6 |
| Fastest Section Time (Section) | 0:10.65 (1000m) |
| Top Speed [km/h] (Section) | 69.9 (1000m) |
| Race State | Finished |



Ladbrokes Cannon Park QLD Professional
Race 7: PATRON'S CUP BENCHMARK 70 Handicap - 1250m
13 September 2024 - 15:43
Track Rating: Soft 5, Weather: Fine, Rail Position: True



| Section | Overall | 1000m | 800m | 600m | 400m | 200m | | | | | | | | |
|------------------------|--------------------------|---------------------------|--------------------------|--------------------------|--------------------------|--------------------------|--|--|--|--|--|--|--|--|
| Section Times | 1:13.92 [6] (0:16.55) | 0:57.37 [11] (0:10.65) | 0:46.72 [8] (0:11.18) | 0:35.54 [7] (0:11.64) | 0:23.90 [7] (0:11.93) | 0:11.97 [8] (0:11.97) | | | | | | | | |
| Average Speed [km/h] | 54.5 | 67.7 | 64.6 | 63.1 | 62.1 | 60.1 | | | | | | | | |
| Top Speed [km/h] | 69.5 | 69.9 | 65.9 | 64.9 | 62.4 | 62.1 | | | | | | | | |
| Avg. Dist. to Rail [m] | 4.7 | 1.4 | 2.9 | 3.5 | 10.8 | 12.3 | | | | | | | | |
| Avg. Stride Freq. [Hz] | 2.4 | 2.4 | 2.3 | 2.3 | 2.3 | 2.2 | | | | | | | | |
| Avg. Stride Length [m] | 6.5 | 7.8 | 7.8 | 7.6 | 7.4 | 7.4 | | | | | | | | |



[] Ranking at each section and finish
-.-.- No data available at this section
NA No data available



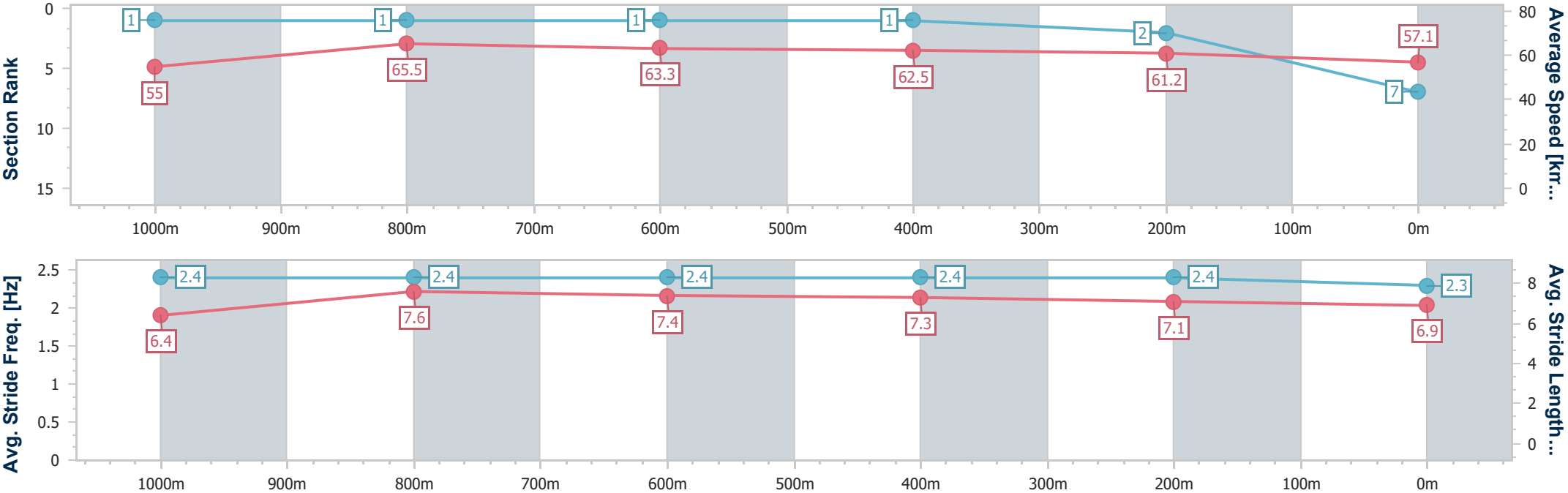
| | |
|--------------------------------|-----------------|
| Horse/Jockey Name | Bonython |
| Final Rank | 7 |
| Fastest Section Time (Section) | 0:10.55 (1000m) |
| Top Speed [km/h] (Section) | 68.5 (Overall) |
| Race State | Finished |



Ladbrokes Cannon Park QLD Professional
Race 7: PATRON'S CUP BENCHMARK 70 Handicap - 1250m
13 September 2024 - 15:43
Track Rating: Soft 5, Weather: Fine, Rail Position: True



| Section | Overall | 1000m | 800m | 600m | 400m | 200m | | | | | | | | |
|------------------------|--------------------------|--------------------------|--------------------------|--------------------------|--------------------------|--------------------------|--|--|--|--|--|--|--|--|
| Section Times | 1:14.14 [7] (0:15.98) | 0:58.16 [1] (0:10.55) | 0:47.61 [1] (0:11.36) | 0:36.25 [1] (0:11.66) | 0:24.59 [1] (0:11.98) | 0:12.61 [2] (0:12.61) | | | | | | | | |
| Average Speed [km/h] | 55.0 | 65.5 | 63.3 | 62.5 | 61.2 | 57.1 | | | | | | | | |
| Top Speed [km/h] | 68.5 | 67.4 | 64.1 | 64.3 | 62.2 | 59.8 | | | | | | | | |
| Avg. Dist. to Rail [m] | 6.9 | 5.4 | 0.3 | 1.8 | 5.7 | 7.1 | | | | | | | | |
| Avg. Stride Freq. [Hz] | 2.4 | 2.4 | 2.4 | 2.4 | 2.4 | 2.3 | | | | | | | | |
| Avg. Stride Length [m] | 6.4 | 7.6 | 7.4 | 7.3 | 7.1 | 6.9 | | | | | | | | |





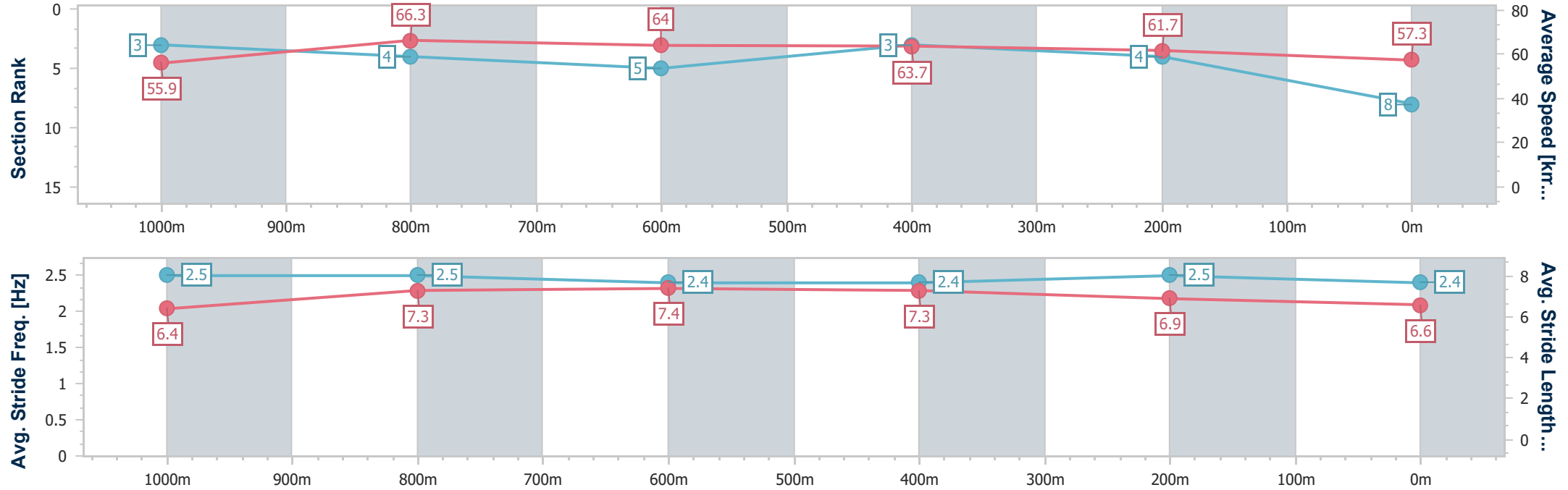
| | |
|--------------------------------|-----------------|
| Horse/Jockey Name | Amnesty |
| Final Rank | 8 |
| Fastest Section Time (Section) | 0:10.84 (1000m) |
| Top Speed [km/h] (Section) | 68.0 (Overall) |
| Race State | Finished |



Ladbrokes Cannon Park QLD Professional
Race 7: PATRON'S CUP BENCHMARK 70 Handicap - 1250m
13 September 2024 - 15:43
Track Rating: Soft 5, Weather: Fine, Rail Position: True



| Section | Overall | 1000m | 800m | 600m | 400m | 200m | | | | | | | | |
|------------------------|--------------------------|--------------------------|--------------------------|--------------------------|--------------------------|--------------------------|--|--|--|--|--|--|--|--|
| Section Times | 1:14.33 [8] (0:16.11) | 0:58.22 [3] (0:10.84) | 0:47.38 [4] (0:11.26) | 0:36.12 [5] (0:11.63) | 0:24.49 [3] (0:11.95) | 0:12.54 [4] (0:12.54) | | | | | | | | |
| Average Speed [km/h] | 55.9 | 66.3 | 64.0 | 63.7 | 61.7 | 57.3 | | | | | | | | |
| Top Speed [km/h] | 68.0 | 67.9 | 65.5 | 64.3 | 62.4 | 61.2 | | | | | | | | |
| Avg. Dist. to Rail [m] | 1.0 | 1.3 | 3.0 | 4.4 | 8.0 | 8.3 | | | | | | | | |
| Avg. Stride Freq. [Hz] | 2.5 | 2.5 | 2.4 | 2.4 | 2.5 | 2.4 | | | | | | | | |
| Avg. Stride Length [m] | 6.4 | 7.3 | 7.4 | 7.3 | 6.9 | 6.6 | | | | | | | | |





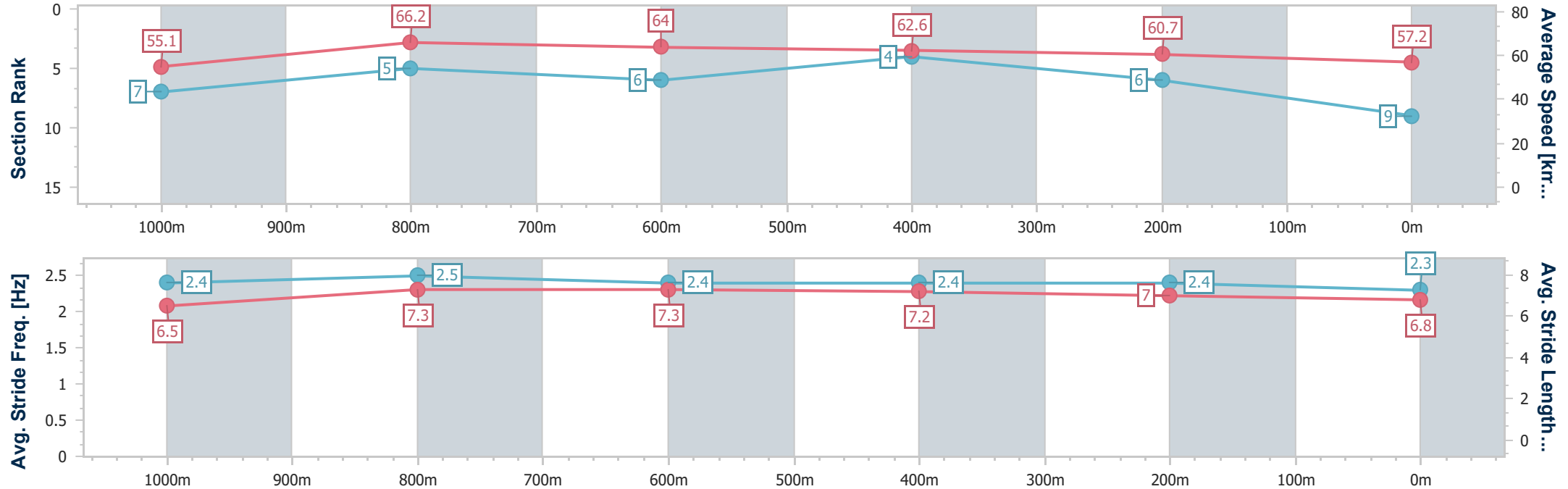
| | |
|--------------------------------|-----------------|
| Horse/Jockey Name | Greenheart |
| Final Rank | 9 |
| Fastest Section Time (Section) | 0:10.72 (1000m) |
| Top Speed [km/h] (Section) | 68.6 (1000m) |
| Race State | Finished |



Ladbrokes Cannon Park QLD Professional
Race 7: PATRON'S CUP BENCHMARK 70 Handicap - 1250m
13 September 2024 - 15:43
Track Rating: Soft 5, Weather: Fine, Rail Position: True



| Section | Overall | 1000m | 800m | 600m | 400m | 200m | | | | | | | |
|------------------------|--------------------------|--------------------------|--------------------------|--------------------------|--------------------------|--------------------------|--|--|--|--|--|--|--|
| Section Times | 1:14.40 [9] (0:16.37) | 0:58.03 [7] (0:10.72) | 0:47.31 [5] (0:11.24) | 0:36.07 [6] (0:11.51) | 0:24.56 [4] (0:11.99) | 0:12.57 [6] (0:12.57) | | | | | | | |
| Average Speed [km/h] | 55.1 | 66.2 | 64.0 | 62.6 | 60.7 | 57.2 | | | | | | | |
| Top Speed [km/h] | 67.5 | 68.6 | 66.6 | 63.4 | 61.6 | 59.9 | | | | | | | |
| Avg. Dist. to Rail [m] | 2.4 | 2.2 | 1.1 | 0.9 | 4.9 | 5.9 | | | | | | | |
| Avg. Stride Freq. [Hz] | 2.4 | 2.5 | 2.4 | 2.4 | 2.4 | 2.3 | | | | | | | |
| Avg. Stride Length [m] | 6.5 | 7.3 | 7.3 | 7.2 | 7.0 | 6.8 | | | | | | | |





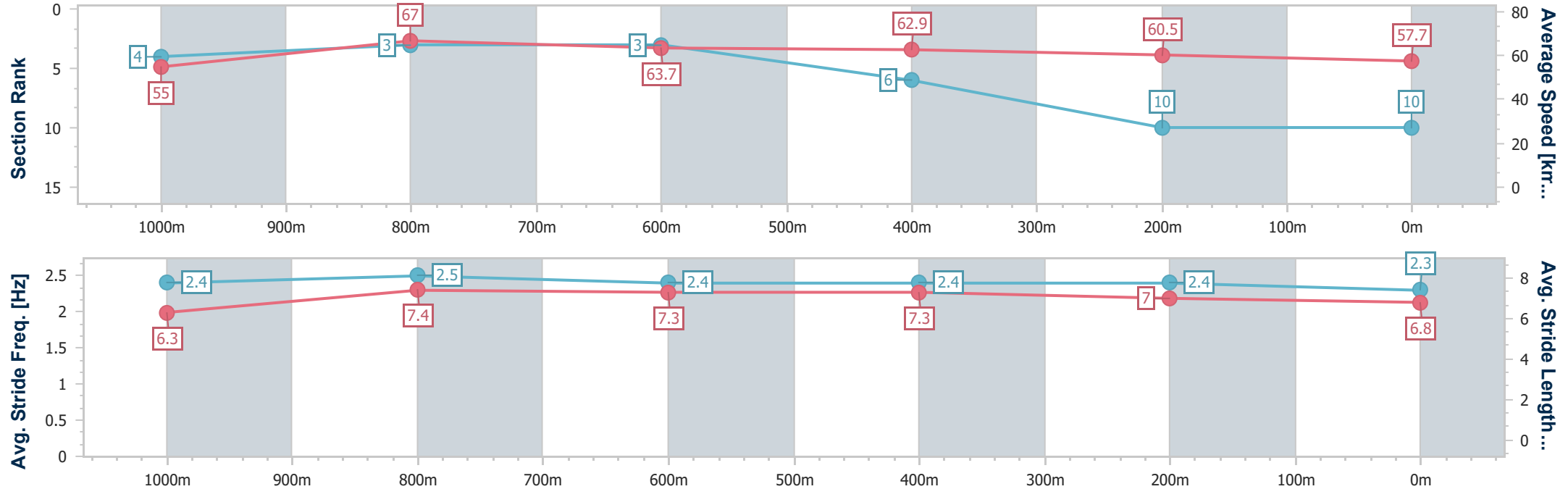
| | |
|--------------------------------|-----------------|
| Horse/Jockey Name | Rough Cut Jewel |
| Final Rank | 10 |
| Fastest Section Time (Section) | 0:10.64 (1000m) |
| Top Speed [km/h] (Section) | 68.3 (1000m) |
| Race State | Finished |



Ladbroke's Cannon Park QLD Professional
Race 7: PATRON'S CUP BENCHMARK 70 Handicap - 1250m
13 September 2024 - 15:43
Track Rating: Soft 5, Weather: Fine, Rail Position: True



| Section | Overall | 1000m | 800m | 600m | 400m | 200m | | | | | | | | |
|------------------------|---------------------------|--------------------------|--------------------------|--------------------------|--------------------------|---------------------------|--|--|--|--|--|--|--|--|
| Section Times | 1:14.55 [10] (0:16.21) | 0:58.34 [4] (0:10.64) | 0:47.70 [3] (0:11.33) | 0:36.37 [3] (0:11.72) | 0:24.65 [6] (0:12.18) | 0:12.47 [10] (0:12.47) | | | | | | | | |
| Average Speed [km/h] | 55.0 | 67.0 | 63.7 | 62.9 | 60.5 | 57.7 | | | | | | | | |
| Top Speed [km/h] | 68.1 | 68.3 | 64.9 | 63.9 | 61.6 | 60.0 | | | | | | | | |
| Avg. Dist. to Rail [m] | 3.2 | 1.8 | 2.1 | 4.0 | 8.7 | 9.7 | | | | | | | | |
| Avg. Stride Freq. [Hz] | 2.4 | 2.5 | 2.4 | 2.4 | 2.4 | 2.3 | | | | | | | | |
| Avg. Stride Length [m] | 6.3 | 7.4 | 7.3 | 7.3 | 7.0 | 6.8 | | | | | | | | |





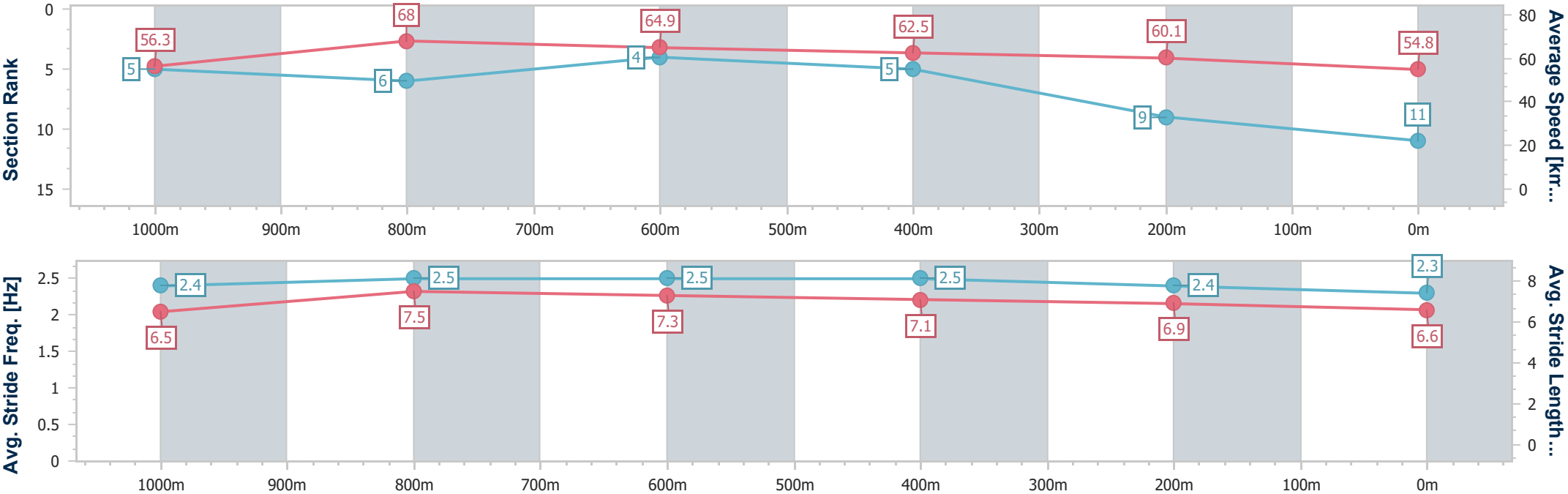
| | |
|--------------------------------|-----------------|
| Horse/Jockey Name | Sealion |
| Final Rank | 11 |
| Fastest Section Time (Section) | 0:10.85 (1000m) |
| Top Speed [km/h] (Section) | 69.3 (1000m) |
| Race State | Finished |



Ladbrokes Cannon Park QLD Professional
Race 7: PATRON'S CUP BENCHMARK 70 Handicap - 1250m
13 September 2024 - 15:43
Track Rating: Soft 5, Weather: Fine, Rail Position: True



| Section | Overall | 1000m | 800m | 600m | 400m | 200m | | | | | | | |
|------------------------|---------------------------|--------------------------|--------------------------|--------------------------|--------------------------|-------------|--|--|--|--|--|--|--|
| Section Times | 1:15.11 [11] (0:16.26) | 0:58.85 [5] (0:10.85) | 0:48.00 [6] (0:11.08) | 0:36.92 [4] (0:11.69) | 0:25.23 [5] (0:12.12) | 0:13.11 [9] | | | | | | | |
| Average Speed [km/h] | 56.3 | 68.0 | 64.9 | 62.5 | 60.1 | 54.8 | | | | | | | |
| Top Speed [km/h] | 69.1 | 69.3 | 65.7 | 65.2 | 61.5 | 57.8 | | | | | | | |
| Avg. Dist. to Rail [m] | 8.0 | 3.5 | 3.1 | 2.6 | 4.8 | 5.1 | | | | | | | |
| Avg. Stride Freq. [Hz] | 2.4 | 2.5 | 2.5 | 2.5 | 2.4 | 2.3 | | | | | | | |
| Avg. Stride Length [m] | 6.5 | 7.5 | 7.3 | 7.1 | 6.9 | 6.6 | | | | | | | |



[] Ranking at each section and finish
-.-.- No data available at this section
NA No data available



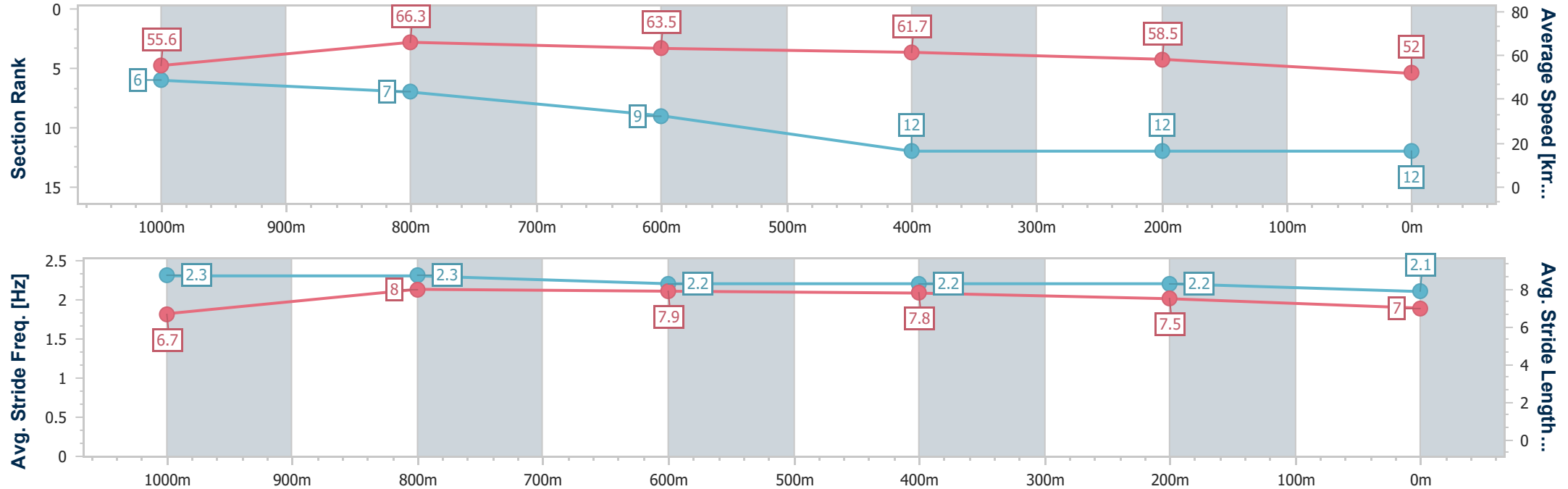
| | |
|--------------------------------|-----------------|
| Horse/Jockey Name | Coolmeans |
| Final Rank | 12 |
| Fastest Section Time (Section) | 0:10.80 (1000m) |
| Top Speed [km/h] (Section) | 69.0 (Overall) |
| Race State | Finished |



Ladbrokes Cannon Park QLD Professional
Race 7: PATRON'S CUP BENCHMARK 70 Handicap - 1250m
13 September 2024 - 15:43
Track Rating: Soft 5, Weather: Fine, Rail Position: True



| Section | Overall | 1000m | 800m | 600m | 400m | 200m | | | | | | | | |
|------------------------|---------------------------|--------------------------|--------------------------|--------------------------|---------------------------|---------------------------|--|--|--|--|--|--|--|--|
| Section Times | 1:16.68 [12] (0:16.36) | 1:00.32 [6] (0:10.80) | 0:49.52 [7] (0:11.35) | 0:38.17 [9] (0:11.84) | 0:26.33 [12] (0:12.48) | 0:13.85 [12] (0:13.85) | | | | | | | | |
| Average Speed [km/h] | 55.6 | 66.3 | 63.5 | 61.7 | 58.5 | 52.0 | | | | | | | | |
| Top Speed [km/h] | 69.0 | 68.6 | 65.5 | 62.2 | 60.8 | 55.7 | | | | | | | | |
| Avg. Dist. to Rail [m] | 5.4 | 1.0 | 2.6 | 2.0 | 5.8 | 7.2 | | | | | | | | |
| Avg. Stride Freq. [Hz] | 2.3 | 2.3 | 2.2 | 2.2 | 2.2 | 2.1 | | | | | | | | |
| Avg. Stride Length [m] | 6.7 | 8.0 | 7.9 | 7.8 | 7.5 | 7.0 | | | | | | | | |



[] Ranking at each section and finish
-.-.- No data available at this section
NA No data available



Ladbrokes Cannon Park QLD Professional
Race 8: ELLIS BEACH BAR & GRILL RATINGS BAND 0 - 55 Handicap - 1250m
13 September 2024 - 16:24



Track Rating: Soft 5, Weather: Fine, Rail Position: True

| Section | | | | | | Overall | 1000m | 800m | 600m | 400m | 200m | Last 600m | | | | |
|-------------|-----|---------------------|---------|---------------------|--------------------|----------------------|----------------------|----------------------|----------------------|----------------------|----------------------|-----------|---------|--------|---------------------------|--|
| Field Times | | | | | | 1:13.56 (0:15.93) | 0:57.63 (0:10.68) | 0:46.95 (0:11.15) | 0:35.80 (0:11.59) | 0:24.21 (0:11.92) | 0:12.29 (0:12.29) | 0:35.80 | | | | |
| Rank | TAB | Horse/Jockey | Barrier | Top Speed [km/h] | Fastest Section | | | | | | | | | Margin | Distance Travelled [m] | |
| 1 | 13 | ROSE OF ATHENS | 14 | 69.5 | 0:10.68 | 1:13.56 [1] | 0:57.63 [1] | 0:46.95 [1] | 0:35.80 [1] | 0:24.17 [2] | 0:12.29 [1] | 1:13.56 | 0:35.80 | | | |
| | | Corey Bayliss | | Overall | 1000m | (0:15.93) | (0:10.68) | (0:11.15) | (0:11.63) | (0:11.88) | (0:12.29) | | | | | |
| 2 | 1 | BARMERA | 19 | 71.0 | 0:10.62 | 1:13.60 [2] | 0:57.59 [2] | 0:46.97 [2] | 0:35.78 [2] | 0:24.25 [1] | 0:12.32 [2] | 0.22L | 0:35.78 | +5 | | |
| | | Ashley Butler | | Overall | 1000m | (0:16.01) | (0:10.62) | (0:11.19) | (0:11.53) | (0:11.93) | (0:12.32) | | | | | |
| 3 | 4 | LORD POWER | 5 | 68.2 | 0:10.73 | 1:13.74 [3] | 0:57.68 [4] | 0:46.95 [3] | 0:35.77 [4] | 0:24.17 [4] | 0:12.44 [3] | 1.07L | 0:35.77 | -3 | | |
| | | Lacey Morrison | | Overall | 1000m | (0:16.06) | (0:10.73) | (0:11.18) | (0:11.60) | (0:11.73) | (0:12.44) | | | | | |
| 4 | 3 | LEAN EAGLE | 3 | 68.0 | 0:10.90 | 1:13.82 [4] | 0:57.34 [8] | 0:46.44 [8] | 0:35.38 [8] | 0:23.76 [9] | 0:12.12 [6] | 1.55L | 0:35.38 | +8 | | |
| | | Ryan Wiggins | | Overall | 1000m | (0:16.48) | (0:10.90) | (0:11.06) | (0:11.62) | (0:11.64) | (0:12.12) | | | | | |
| 5 | 10 | NIC'S DREAM | 4 | 67.6 | 0:10.86 | 1:13.96 [5] | 0:57.32 [10] | 0:46.46 [11] | 0:35.30 [11] | 0:23.67 [10] | 0:12.03 [9] | 2.36L | 0:35.30 | +9 | | |
| | | Graham Kliese | | 1000m | 1000m | (0:16.64) | (0:10.86) | (0:11.16) | (0:11.63) | (0:11.64) | (0:12.03) | | | | | |
| 6 | 7 | STRATHCONA | 1 | 67.9 | 0:10.78 | 1:14.06 [6] | 0:57.76 [6] | 0:46.98 [6] | 0:35.97 [6] | 0:24.12 [7] | 0:12.20 [8] | 2.96L | 0:35.97 | +11 | | |
| | | Jason Taylor | | 1000m | 1000m | (0:16.30) | (0:10.78) | (0:11.01) | (0:11.85) | (0:11.92) | (0:12.20) | | | | | |
| 7 | 6 | LEGAL CHALLENGE | 8 | 67.5 | 0:10.86 | 1:14.20 [7] | 0:57.36 [12] | 0:46.50 [12] | 0:35.24 [12] | 0:23.86 [12] | 0:11.96 [12] | 3.76L | 0:35.24 | +8 | | |
| | | Tyler Leslight | | Overall | 1000m | (0:16.84) | (0:10.86) | (0:11.26) | (0:11.38) | (0:11.90) | (0:11.96) | | | | | |
| 8 | 9 | FERUS | 7 | 68.4 | 0:10.80 | 1:14.25 [8] | 0:57.63 [9] | 0:46.83 [10] | 0:35.81 [9] | 0:24.27 [8] | 0:12.24 [10] | 4.04L | 0:35.81 | +10 | | |
| | | Georgina Cartwright | | 1000m | 1000m | (0:16.62) | (0:10.80) | (0:11.02) | (0:11.54) | (0:12.03) | (0:12.24) | | | | | |
| 9 | 5 | IRRESISTIBLE FORCE | 13 | 68.8 | 0:10.79 | 1:14.26 [9] | 0:58.12 [5] | 0:47.33 [5] | 0:36.31 [3] | 0:24.71 [3] | 0:12.68 [4] | 4.12L | 0:36.31 | +0 | | |
| | | Frank Edwards | | Overall | 1000m | (0:16.14) | (0:10.79) | (0:11.02) | (0:11.60) | (0:12.03) | (0:12.68) | | | | | |
| 10 | 2 | GUAPO | 18 | 69.6 | 0:10.75 | 1:14.32 [10] | 0:58.27 [3] | 0:47.52 [4] | 0:36.35 [4] | 0:24.70 [5] | 0:12.63 [5] | 4.51L | 0:36.35 | +4 | | |
| | | Nathan Day | | Overall | 1000m | (0:16.05) | (0:10.75) | (0:11.17) | (0:11.65) | (0:12.07) | (0:12.63) | | | | | |

Scratched: Rivalon (#17), Rothgurl (#18), Wong Way (#19), Shere Khan (#8), Bella Bianca (#14), Oh My Hat (#15), Boovey (#16)



Ladbroke's Cannon Park QLD Professional
Race 8: ELLIS BEACH BAR & GRILL RATINGS BAND 0 - 55 Handicap -
1250m

13 September 2024 - 16:24



Track Rating: Soft 5, Weather: Fine, Rail Position: True

| Section | | | | | | Overall | 1000m | 800m | 600m | 400m | 200m | Last 600m | | |
|-------------|-----|-----------------|---------|---------------------|--------------------|----------------------|----------------------|----------------------|----------------------|----------------------|----------------------|-----------|---------|---------------------------|
| Field Times | | | | | | 1:13.56 (0:15.93) | 0:57.63 (0:10.68) | 0:46.95 (0:11.15) | 0:35.80 (0:11.59) | 0:24.21 (0:11.92) | 0:12.29 (0:12.29) | 0:35.80 | | |
| Rank | TAB | Horse/Jockey | Barrier | Top Speed [km/h] | Fastest Section | | | | | | | Margin | | Distance Travelled [m] |
| 11 | 11 | VEE EIGHT POWER | 17 | 68.8 | 0:10.98 | 1:14.41 [11] | 0:58.09 [7] | 0:47.11 [7] | 0:36.07 [7] | 0:24.50 [6] | 0:12.56 [7] | 5.03L | 0:36.07 | +9 |
| | | Chris Whiteley | | Overall | 1000m | (0:16.32) | (0:10.98) | (0:11.04) | (0:11.57) | (0:11.94) | (0:12.56) | | | |
| 12 | 12 | WANDJINA SPIRIT | 2 | 67.2 | 0:10.69 | 1:14.51 [12] | 0:57.81 [11] | 0:47.12 [9] | 0:35.98 [10] | 0:24.22 [11] | 0:12.37 [11] | 5.6L | 0:35.98 | -1 |
| | | Michael Murphy | | 1000m | 1000m | (0:16.70) | (0:10.69) | (0:11.14) | (0:11.76) | (0:11.85) | (0:12.37) | | | |

Scratched: Rivalon (#17), Rothgurl (#18), Wong Way (#19), Shere Khan (#8), Bella Bianca (#14), Oh My Hat (#15), Boovey (#16)



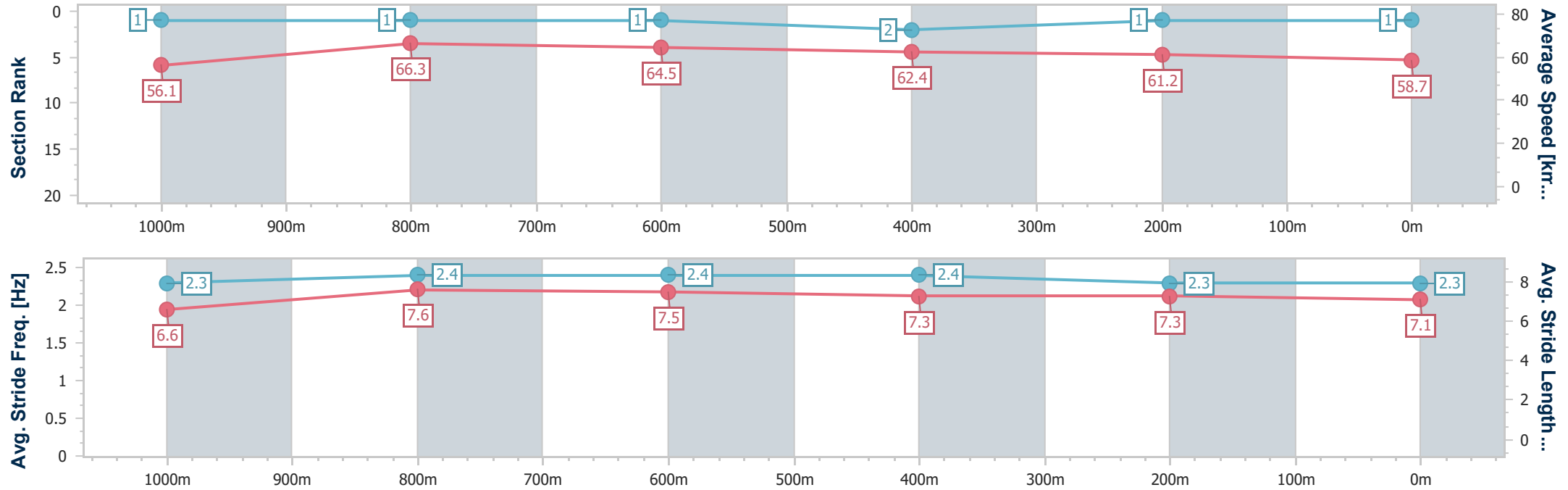
| | |
|--------------------------------|-----------------|
| Horse/Jockey Name | Rose Of Athens |
| Final Rank | 1 |
| Fastest Section Time (Section) | 0:10.68 (1000m) |
| Top Speed [km/h] (Section) | 69.5 (Overall) |
| Race State | Finished |



Ladbrokes Cannon Park QLD Professional
Race 8: ELLIS BEACH BAR & GRILL RATINGS BAND 0 - 55
Handicap - 1250m
13 September 2024 - 16:24
Track Rating: Soft 5, Weather: Fine, Rail Position: True



| Section | Overall | 1000m | 800m | 600m | 400m | 200m | | | | | | | |
|------------------------|--------------------------|--------------------------|--------------------------|--------------------------|--------------------------|--------------------------|--|--|--|--|--|--|--|
| Section Times | 1:13.56 [1] (0:15.93) | 0:57.63 [1] (0:10.68) | 0:46.95 [1] (0:11.15) | 0:35.80 [1] (0:11.63) | 0:24.17 [2] (0:11.88) | 0:12.29 [1] (0:12.29) | | | | | | | |
| Average Speed [km/h] | 56.1 | 66.3 | 64.5 | 62.4 | 61.2 | 58.7 | | | | | | | |
| Top Speed [km/h] | 69.5 | 67.8 | 65.6 | 63.4 | 61.9 | 60.9 | | | | | | | |
| Avg. Dist. to Rail [m] | 4.3 | 2.5 | 0.4 | 1.1 | 4.6 | 4.8 | | | | | | | |
| Avg. Stride Freq. [Hz] | 2.3 | 2.4 | 2.4 | 2.4 | 2.3 | 2.3 | | | | | | | |
| Avg. Stride Length [m] | 6.6 | 7.6 | 7.5 | 7.3 | 7.3 | 7.1 | | | | | | | |





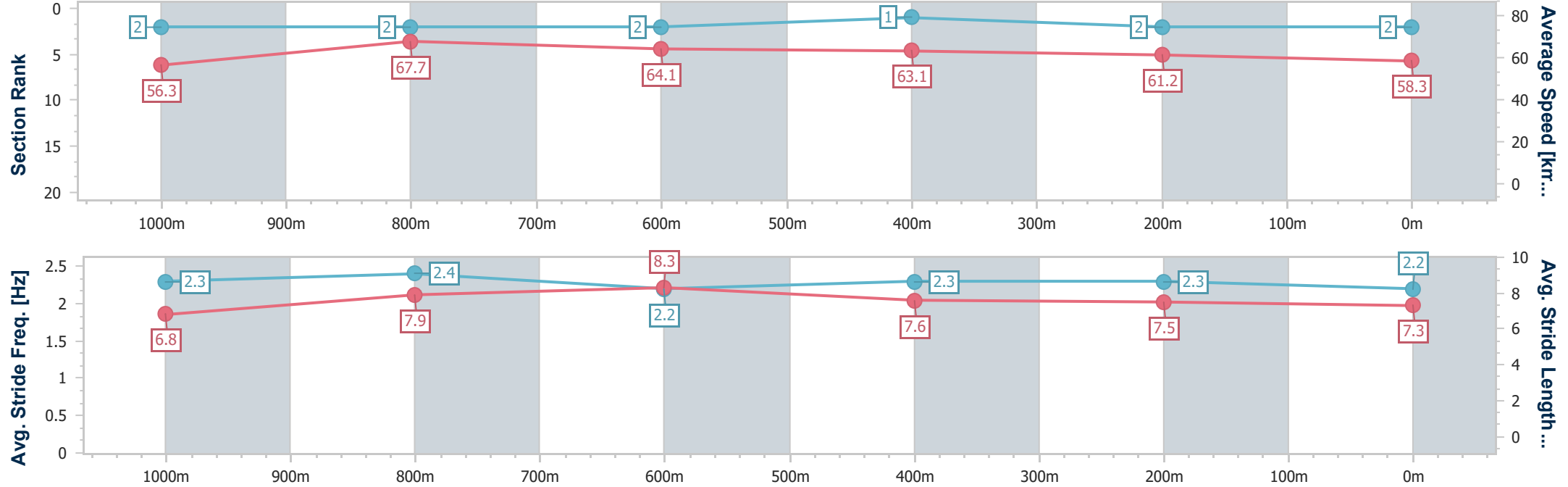
| | |
|--------------------------------|-----------------|
| Horse/Jockey Name | Barmera |
| Final Rank | 2 |
| Fastest Section Time (Section) | 0:10.62 (1000m) |
| Top Speed [km/h] (Section) | 71.0 (Overall) |
| Race State | Finished |



Ladbrokes Cannon Park QLD Professional
Race 8: ELLIS BEACH BAR & GRILL RATINGS BAND 0 - 55
Handicap - 1250m
13 September 2024 - 16:24
Track Rating: Soft 5, Weather: Fine, Rail Position: True



| Section | Overall | 1000m | 800m | 600m | 400m | 200m | | | | | | | | |
|------------------------|--------------------------|--------------------------|--------------------------|--------------------------|--------------------------|--------------------------|--|--|--|--|--|--|--|--|
| Section Times | 1:13.60 [2] (0:16.01) | 0:57.59 [2] (0:10.62) | 0:46.97 [2] (0:11.19) | 0:35.78 [2] (0:11.53) | 0:24.25 [1] (0:11.93) | 0:12.32 [2] (0:12.32) | | | | | | | | |
| Average Speed [km/h] | 56.3 | 67.7 | 64.1 | 63.1 | 61.2 | 58.3 | | | | | | | | |
| Top Speed [km/h] | 71.0 | 68.7 | 66.2 | 64.1 | 62.9 | 60.1 | | | | | | | | |
| Avg. Dist. to Rail [m] | 5.1 | 1.0 | 2.1 | 1.5 | 4.6 | 4.3 | | | | | | | | |
| Avg. Stride Freq. [Hz] | 2.3 | 2.4 | 2.2 | 2.3 | 2.3 | 2.2 | | | | | | | | |
| Avg. Stride Length [m] | 6.8 | 7.9 | 8.3 | 7.6 | 7.5 | 7.3 | | | | | | | | |





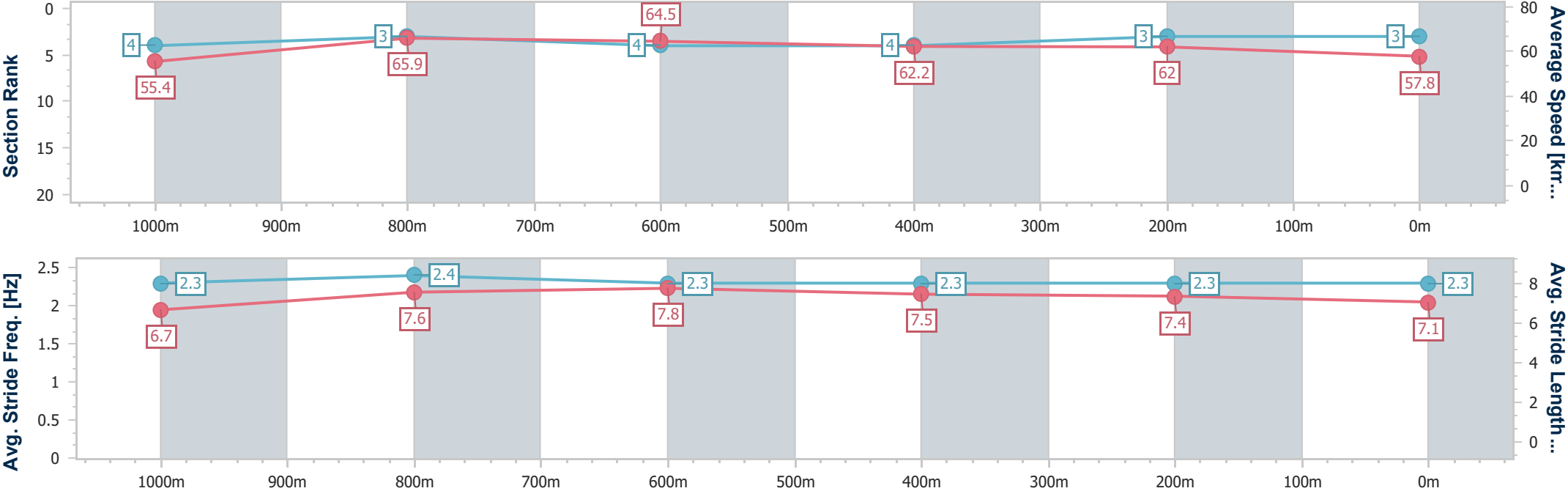
| | |
|--------------------------------|-----------------|
| Horse/Jockey Name | Lord Power |
| Final Rank | 3 |
| Fastest Section Time (Section) | 0:10.73 (1000m) |
| Top Speed [km/h] (Section) | 68.2 (Overall) |
| Race State | Finished |



Ladbrokes Cannon Park QLD Professional
Race 8: ELLIS BEACH BAR & GRILL RATINGS BAND 0 - 55
Handicap - 1250m
13 September 2024 - 16:24
Track Rating: Soft 5, Weather: Fine, Rail Position: True



| Section | Overall | 1000m | 800m | 600m | 400m | 200m | | | | | | | |
|------------------------|--------------------------|--------------------------|--------------------------|--------------------------|--------------------------|--------------------------|--|--|--|--|--|--|--|
| Section Times | 1:13.74 [3] (0:16.06) | 0:57.68 [4] (0:10.73) | 0:46.95 [3] (0:11.18) | 0:35.77 [4] (0:11.60) | 0:24.17 [4] (0:11.73) | 0:12.44 [3] (0:12.44) | | | | | | | |
| Average Speed [km/h] | 55.4 | 65.9 | 64.5 | 62.2 | 62.0 | 57.8 | | | | | | | |
| Top Speed [km/h] | 68.2 | 66.4 | 65.2 | 64.1 | 62.8 | 60.7 | | | | | | | |
| Avg. Dist. to Rail [m] | 1.8 | 2.3 | 0.6 | 1.0 | 3.3 | 1.6 | | | | | | | |
| Avg. Stride Freq. [Hz] | 2.3 | 2.4 | 2.3 | 2.3 | 2.3 | 2.3 | | | | | | | |
| Avg. Stride Length [m] | 6.7 | 7.6 | 7.8 | 7.5 | 7.4 | 7.1 | | | | | | | |





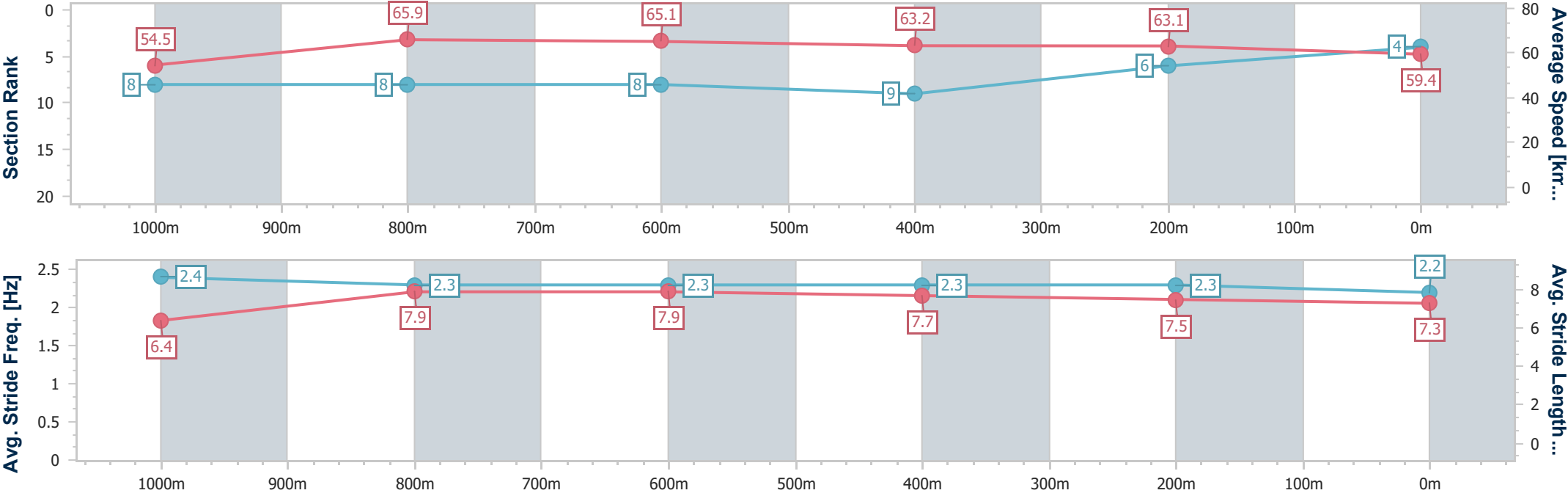
| | |
|--------------------------------|-----------------|
| Horse/Jockey Name | Lean Eagle |
| Final Rank | 4 |
| Fastest Section Time (Section) | 0:10.90 (1000m) |
| Top Speed [km/h] (Section) | 68.0 (Overall) |
| Race State | Finished |



Ladbroke's Cannon Park QLD Professional
Race 8: ELLIS BEACH BAR & GRILL RATINGS BAND 0 - 55
Handicap - 1250m
13 September 2024 - 16:24
Track Rating: Soft 5, Weather: Fine, Rail Position: True



| Section | Overall | 1000m | 800m | 600m | 400m | 200m | | | | | | | | |
|------------------------|--------------------------|--------------------------|--------------------------|--------------------------|--------------------------|--------------------------|--|--|--|--|--|--|--|--|
| Section Times | 1:13.82 [4] (0:16.48) | 0:57.34 [8] (0:10.90) | 0:46.44 [8] (0:11.06) | 0:35.38 [8] (0:11.62) | 0:23.76 [9] (0:11.64) | 0:12.12 [6] (0:12.12) | | | | | | | | |
| Average Speed [km/h] | 54.5 | 65.9 | 65.1 | 63.2 | 63.1 | 59.4 | | | | | | | | |
| Top Speed [km/h] | 68.0 | 67.0 | 66.7 | 65.4 | 63.8 | 62.1 | | | | | | | | |
| Avg. Dist. to Rail [m] | 1.4 | 1.3 | 2.1 | 2.8 | 7.5 | 9.5 | | | | | | | | |
| Avg. Stride Freq. [Hz] | 2.4 | 2.3 | 2.3 | 2.3 | 2.3 | 2.2 | | | | | | | | |
| Avg. Stride Length [m] | 6.4 | 7.9 | 7.9 | 7.7 | 7.5 | 7.3 | | | | | | | | |





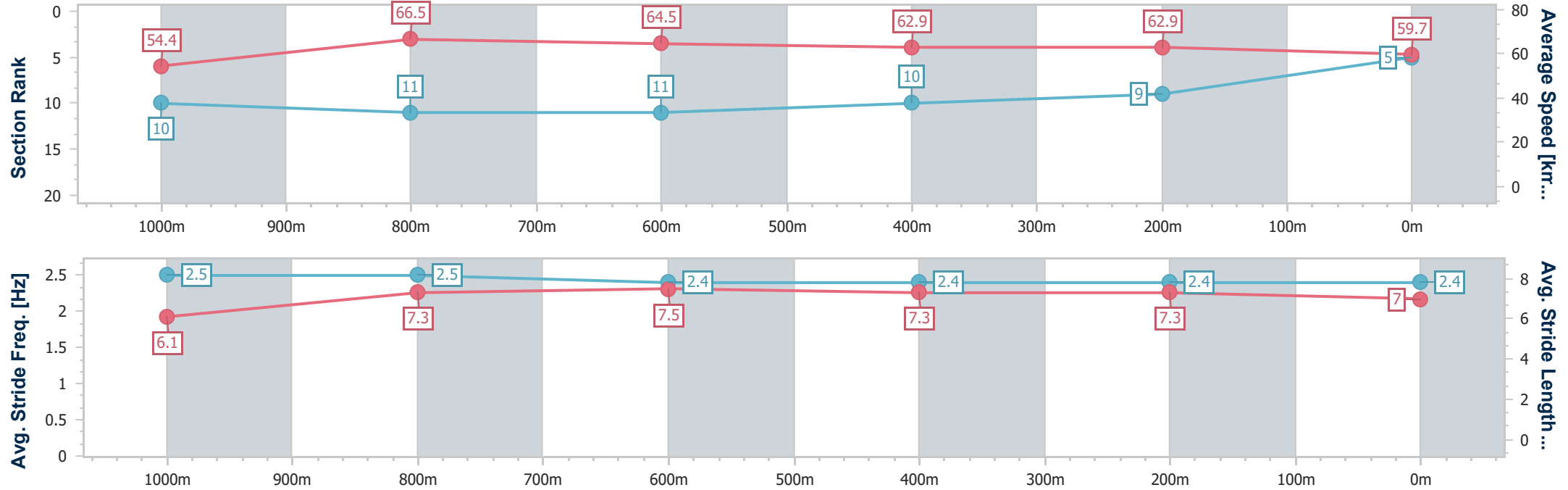
| | |
|--------------------------------|-----------------|
| Horse/Jockey Name | Nic's Dream |
| Final Rank | 5 |
| Fastest Section Time (Section) | 0:10.86 (1000m) |
| Top Speed [km/h] (Section) | 67.6 (1000m) |
| Race State | Finished |



Ladbroke's Cannon Park QLD Professional
Race 8: ELLIS BEACH BAR & GRILL RATINGS BAND 0 - 55
Handicap - 1250m
13 September 2024 - 16:24
Track Rating: Soft 5, Weather: Fine, Rail Position: True



| Section | Overall | 1000m | 800m | 600m | 400m | 200m | | | | | | | |
|------------------------|--------------------------|---------------------------|---------------------------|---------------------------|---------------------------|--------------------------|--|--|--|--|--|--|--|
| Section Times | 1:13.96 [5] (0:16.64) | 0:57.32 [10] (0:10.86) | 0:46.46 [11] (0:11.16) | 0:35.30 [11] (0:11.63) | 0:23.67 [10] (0:11.64) | 0:12.03 [9] (0:12.03) | | | | | | | |
| Average Speed [km/h] | 54.4 | 66.5 | 64.5 | 62.9 | 62.9 | 59.7 | | | | | | | |
| Top Speed [km/h] | 66.2 | 67.6 | 65.8 | 65.2 | 63.8 | 63.2 | | | | | | | |
| Avg. Dist. to Rail [m] | 2.4 | 0.6 | 1.3 | 2.4 | 4.7 | 3.7 | | | | | | | |
| Avg. Stride Freq. [Hz] | 2.5 | 2.5 | 2.4 | 2.4 | 2.4 | 2.4 | | | | | | | |
| Avg. Stride Length [m] | 6.1 | 7.3 | 7.5 | 7.3 | 7.3 | 7.0 | | | | | | | |



[] Ranking at each section and finish
-.-.- No data available at this section
NA No data available



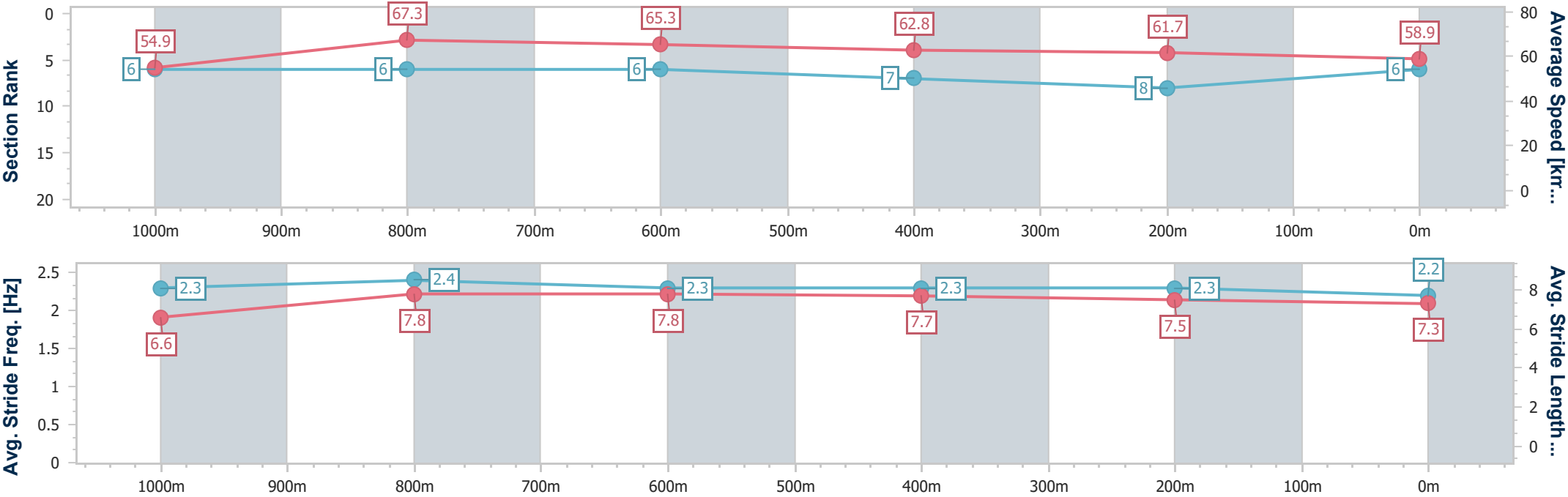
| | |
|--------------------------------|-----------------|
| Horse/Jockey Name | Strathcona |
| Final Rank | 6 |
| Fastest Section Time (Section) | 0:10.78 (1000m) |
| Top Speed [km/h] (Section) | 67.9 (1000m) |
| Race State | Finished |



Ladbroke's Cannon Park QLD Professional
Race 8: ELLIS BEACH BAR & GRILL RATINGS BAND 0 - 55
Handicap - 1250m
13 September 2024 - 16:24
Track Rating: Soft 5, Weather: Fine, Rail Position: True



| Section | Overall | 1000m | 800m | 600m | 400m | 200m | | | | | | | |
|------------------------|--------------------------|--------------------------|--------------------------|--------------------------|--------------------------|--------------------------|--|--|--|--|--|--|--|
| Section Times | 1:14.06 [6] (0:16.30) | 0:57.76 [6] (0:10.78) | 0:46.98 [6] (0:11.01) | 0:35.97 [6] (0:11.85) | 0:24.12 [7] (0:11.92) | 0:12.20 [8] (0:12.20) | | | | | | | |
| Average Speed [km/h] | 54.9 | 67.3 | 65.3 | 62.8 | 61.7 | 58.9 | | | | | | | |
| Top Speed [km/h] | 67.8 | 67.9 | 66.9 | 64.3 | 63.2 | 60.8 | | | | | | | |
| Avg. Dist. to Rail [m] | 1.9 | 1.7 | 2.7 | 4.2 | 8.5 | 8.0 | | | | | | | |
| Avg. Stride Freq. [Hz] | 2.3 | 2.4 | 2.3 | 2.3 | 2.3 | 2.2 | | | | | | | |
| Avg. Stride Length [m] | 6.6 | 7.8 | 7.8 | 7.7 | 7.5 | 7.3 | | | | | | | |



[] Ranking at each section and finish
-.-.- No data available at this section
NA No data available



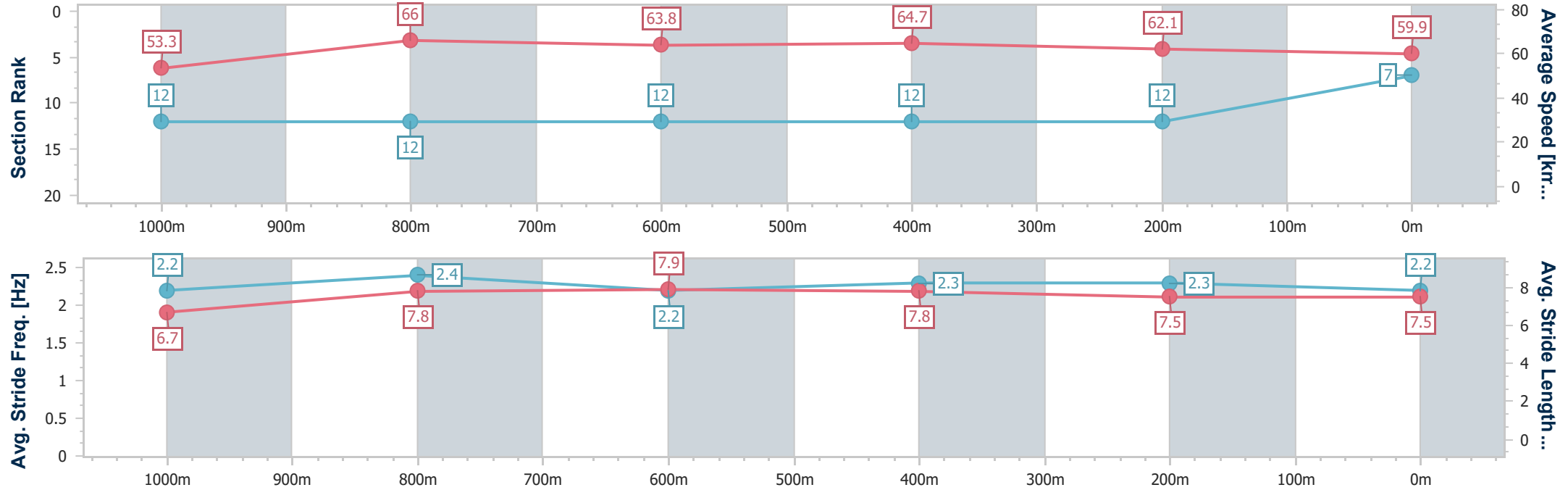
| | |
|--------------------------------|-----------------|
| Horse/Jockey Name | Legal Challenge |
| Final Rank | 7 |
| Fastest Section Time (Section) | 0:10.86 (1000m) |
| Top Speed [km/h] (Section) | 67.5 (Overall) |
| Race State | Finished |



Ladbroke's Cannon Park QLD Professional
Race 8: ELLIS BEACH BAR & GRILL RATINGS BAND 0 - 55
Handicap - 1250m
13 September 2024 - 16:24
Track Rating: Soft 5, Weather: Fine, Rail Position: True



| Section | Overall | 1000m | 800m | 600m | 400m | 200m | | | | | | | |
|------------------------|--------------------------|---------------------------|---------------------------|---------------------------|---------------------------|---------------------------|--|--|--|--|--|--|--|
| Section Times | 1:14.20 [7] (0:16.84) | 0:57.36 [12] (0:10.86) | 0:46.50 [12] (0:11.26) | 0:35.24 [12] (0:11.38) | 0:23.86 [12] (0:11.90) | 0:11.96 [12] (0:11.96) | | | | | | | |
| Average Speed [km/h] | 53.3 | 66.0 | 63.8 | 64.7 | 62.1 | 59.9 | | | | | | | |
| Top Speed [km/h] | 67.5 | 66.9 | 65.4 | 65.4 | 62.9 | 61.3 | | | | | | | |
| Avg. Dist. to Rail [m] | 1.8 | 0.8 | 1.1 | 3.1 | 9.5 | 10.9 | | | | | | | |
| Avg. Stride Freq. [Hz] | 2.2 | 2.4 | 2.2 | 2.3 | 2.3 | 2.2 | | | | | | | |
| Avg. Stride Length [m] | 6.7 | 7.8 | 7.9 | 7.8 | 7.5 | 7.5 | | | | | | | |





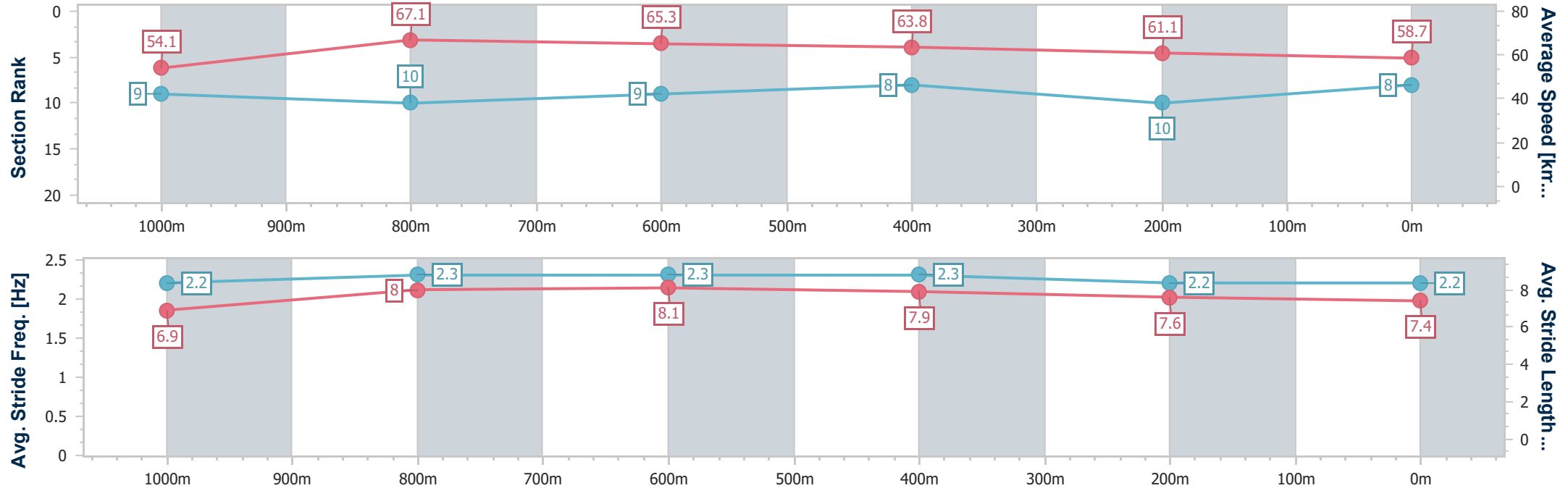
| | |
|--------------------------------|-----------------|
| Horse/Jockey Name | Ferus |
| Final Rank | 8 |
| Fastest Section Time (Section) | 0:10.80 (1000m) |
| Top Speed [km/h] (Section) | 68.4 (1000m) |
| Race State | Finished |



Ladbrokes Cannon Park QLD Professional
Race 8: ELLIS BEACH BAR & GRILL RATINGS BAND 0 - 55
Handicap - 1250m
13 September 2024 - 16:24
Track Rating: Soft 5, Weather: Fine, Rail Position: True



| Section | Overall | 1000m | 800m | 600m | 400m | 200m | | | | | | | |
|------------------------|--------------------------|--------------------------|---------------------------|--------------------------|--------------------------|---------------------------|--|--|--|--|--|--|--|
| Section Times | 1:14.25 [8] (0:16.62) | 0:57.63 [9] (0:10.80) | 0:46.83 [10] (0:11.02) | 0:35.81 [9] (0:11.54) | 0:24.27 [8] (0:12.03) | 0:12.24 [10] (0:12.24) | | | | | | | |
| Average Speed [km/h] | 54.1 | 67.1 | 65.3 | 63.8 | 61.1 | 58.7 | | | | | | | |
| Top Speed [km/h] | 66.9 | 68.4 | 66.5 | 65.3 | 62.8 | 60.1 | | | | | | | |
| Avg. Dist. to Rail [m] | 1.0 | 1.6 | 2.0 | 3.1 | 8.2 | 9.2 | | | | | | | |
| Avg. Stride Freq. [Hz] | 2.2 | 2.3 | 2.3 | 2.3 | 2.2 | 2.2 | | | | | | | |
| Avg. Stride Length [m] | 6.9 | 8.0 | 8.1 | 7.9 | 7.6 | 7.4 | | | | | | | |





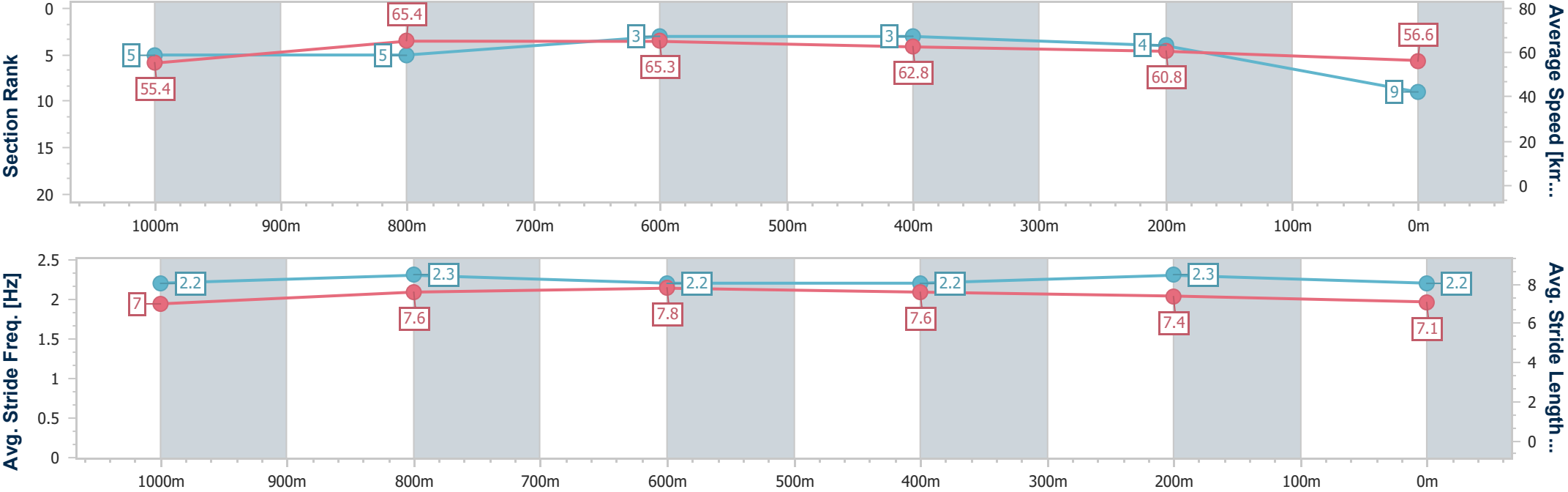
| | |
|--------------------------------|--------------------|
| Horse/Jockey Name | Irresistible Force |
| Final Rank | 9 |
| Fastest Section Time (Section) | 0:10.79 (1000m) |
| Top Speed [km/h] (Section) | 68.8 (Overall) |
| Race State | Finished |



Ladbrokes Cannon Park QLD Professional
Race 8: ELLIS BEACH BAR & GRILL RATINGS BAND 0 - 55
Handicap - 1250m
13 September 2024 - 16:24
Track Rating: Soft 5, Weather: Fine, Rail Position: True



| Section | Overall | 1000m | 800m | 600m | 400m | 200m | | | | | | | |
|------------------------|--------------------------|--------------------------|--------------------------|--------------------------|--------------------------|--------------------------|--|--|--|--|--|--|--|
| Section Times | 1:14.26 [9] (0:16.14) | 0:58.12 [5] (0:10.79) | 0:47.33 [5] (0:11.02) | 0:36.31 [3] (0:11.60) | 0:24.71 [3] (0:12.03) | 0:12.68 [4] (0:12.68) | | | | | | | |
| Average Speed [km/h] | 55.4 | 65.4 | 65.3 | 62.8 | 60.8 | 56.6 | | | | | | | |
| Top Speed [km/h] | 68.8 | 66.7 | 66.0 | 64.6 | 61.5 | 59.8 | | | | | | | |
| Avg. Dist. to Rail [m] | 2.4 | 2.8 | 0.2 | 1.8 | 6.3 | 8.3 | | | | | | | |
| Avg. Stride Freq. [Hz] | 2.2 | 2.3 | 2.2 | 2.2 | 2.3 | 2.2 | | | | | | | |
| Avg. Stride Length [m] | 7.0 | 7.6 | 7.8 | 7.6 | 7.4 | 7.1 | | | | | | | |





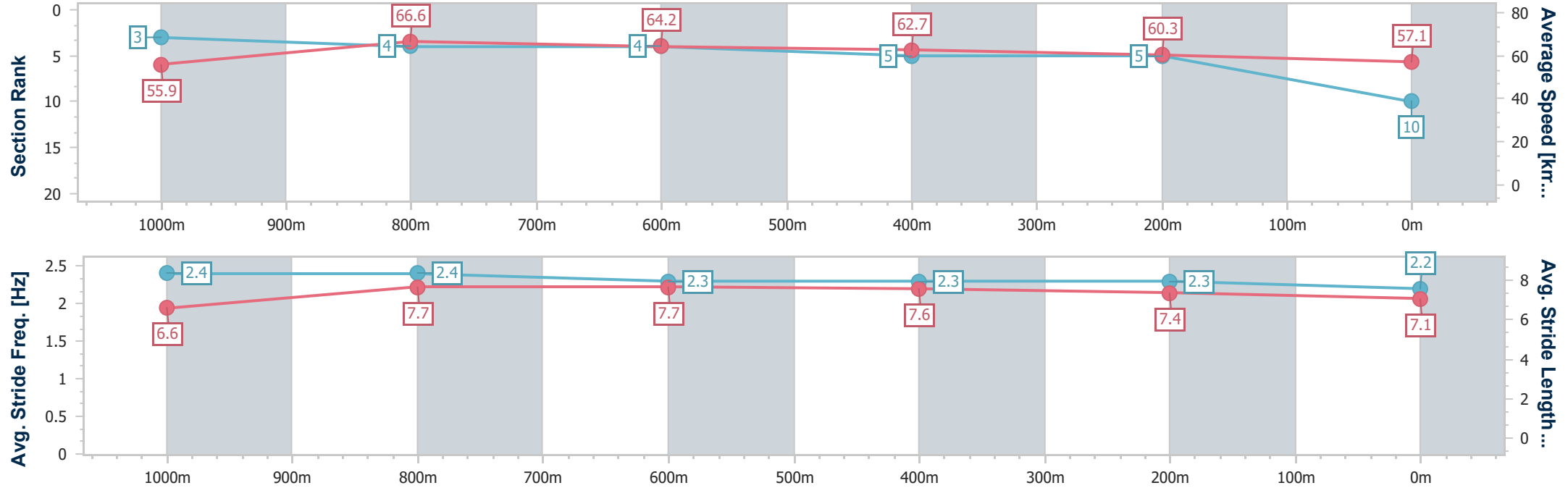
| | |
|--------------------------------|-----------------|
| Horse/Jockey Name | Guapo |
| Final Rank | 10 |
| Fastest Section Time (Section) | 0:10.75 (1000m) |
| Top Speed [km/h] (Section) | 69.6 (Overall) |
| Race State | Finished |



Ladbrokes Cannon Park QLD Professional
Race 8: ELLIS BEACH BAR & GRILL RATINGS BAND 0 - 55
Handicap - 1250m
13 September 2024 - 16:24
Track Rating: Soft 5, Weather: Fine, Rail Position: True



| Section | Overall | 1000m | 800m | 600m | 400m | 200m | | | | | | | |
|------------------------|---------------------------|--------------------------|--------------------------|--------------------------|--------------------------|--------------------------|--|--|--|--|--|--|--|
| Section Times | 1:14.32 [10] (0:16.05) | 0:58.27 [3] (0:10.75) | 0:47.52 [4] (0:11.17) | 0:36.35 [4] (0:11.65) | 0:24.70 [5] (0:12.07) | 0:12.63 [5] (0:12.63) | | | | | | | |
| Average Speed [km/h] | 55.9 | 66.6 | 64.2 | 62.7 | 60.3 | 57.1 | | | | | | | |
| Top Speed [km/h] | 69.6 | 68.5 | 65.9 | 64.4 | 62.2 | 59.5 | | | | | | | |
| Avg. Dist. to Rail [m] | 5.3 | 1.3 | 1.8 | 2.0 | 4.9 | 5.0 | | | | | | | |
| Avg. Stride Freq. [Hz] | 2.4 | 2.4 | 2.3 | 2.3 | 2.3 | 2.2 | | | | | | | |
| Avg. Stride Length [m] | 6.6 | 7.7 | 7.7 | 7.6 | 7.4 | 7.1 | | | | | | | |





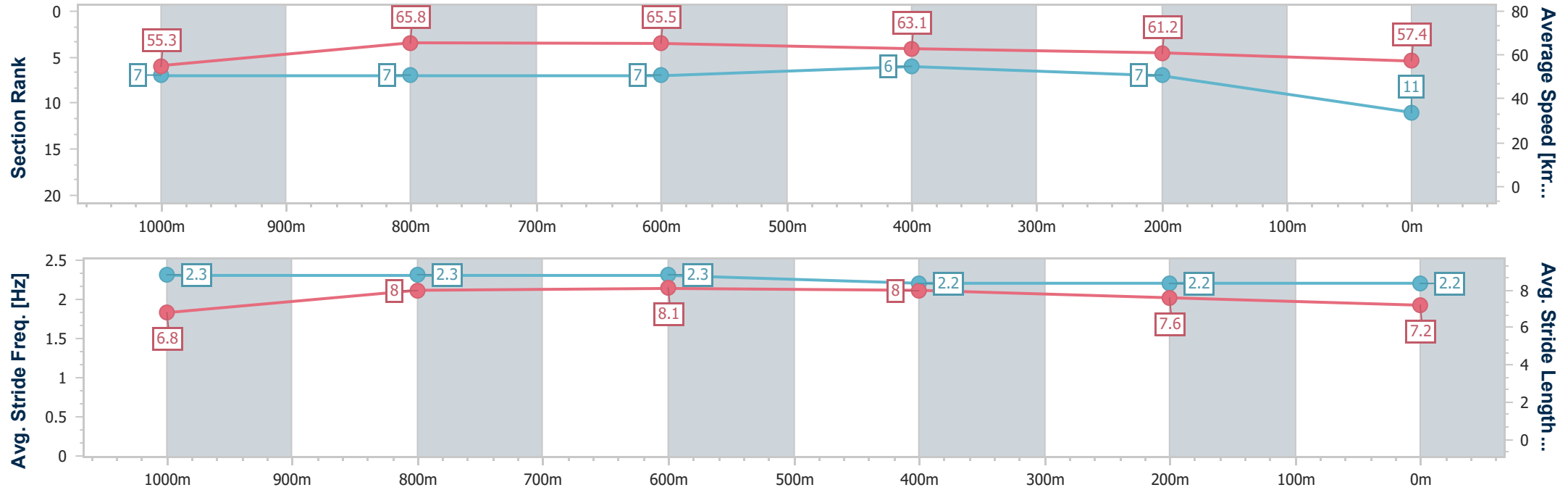
| | |
|--------------------------------|-----------------|
| Horse/Jockey Name | Vee Eight Power |
| Final Rank | 11 |
| Fastest Section Time (Section) | 0:10.98 (1000m) |
| Top Speed [km/h] (Section) | 68.8 (Overall) |
| Race State | Finished |



Ladbrokes Cannon Park QLD Professional
Race 8: ELLIS BEACH BAR & GRILL RATINGS BAND 0 - 55
Handicap - 1250m
13 September 2024 - 16:24
Track Rating: Soft 5, Weather: Fine, Rail Position: True



| Section | Overall | 1000m | 800m | 600m | 400m | 200m | | | | | | | |
|------------------------|---------------------------|--------------------------|--------------------------|--------------------------|--------------------------|--------------------------|--|--|--|--|--|--|--|
| Section Times | 1:14.41 [11] (0:16.32) | 0:58.09 [7] (0:10.98) | 0:47.11 [7] (0:11.04) | 0:36.07 [7] (0:11.57) | 0:24.50 [6] (0:11.94) | 0:12.56 [7] (0:12.56) | | | | | | | |
| Average Speed [km/h] | 55.3 | 65.8 | 65.5 | 63.1 | 61.2 | 57.4 | | | | | | | |
| Top Speed [km/h] | 68.8 | 68.8 | 66.8 | 64.9 | 62.4 | 59.4 | | | | | | | |
| Avg. Dist. to Rail [m] | 4.6 | 1.3 | 1.5 | 2.1 | 8.5 | 11.1 | | | | | | | |
| Avg. Stride Freq. [Hz] | 2.3 | 2.3 | 2.3 | 2.2 | 2.2 | 2.2 | | | | | | | |
| Avg. Stride Length [m] | 6.8 | 8.0 | 8.1 | 8.0 | 7.6 | 7.2 | | | | | | | |





| | |
|--------------------------------|-----------------|
| Horse/Jockey Name | Wandjina Spirit |
| Final Rank | 12 |
| Fastest Section Time (Section) | 0:10.69 (1000m) |
| Top Speed [km/h] (Section) | 67.2 (1000m) |
| Race State | Finished |



Ladbroke's Cannon Park QLD Professional
Race 8: ELLIS BEACH BAR & GRILL RATINGS BAND 0 - 55
Handicap - 1250m
13 September 2024 - 16:24
Track Rating: Soft 5, Weather: Fine, Rail Position: True



| Section | Overall | 1000m | 800m | 600m | 400m | 200m | | | | | | | |
|------------------------|---------------------------|---------------------------|--------------------------|---------------------------|---------------------------|---------------------------|--|--|--|--|--|--|--|
| Section Times | 1:14.51 [12] (0:16.70) | 0:57.81 [11] (0:10.69) | 0:47.12 [9] (0:11.14) | 0:35.98 [10] (0:11.76) | 0:24.22 [11] (0:11.85) | 0:12.37 [11] (0:12.37) | | | | | | | |
| Average Speed [km/h] | 53.7 | 66.3 | 64.8 | 61.4 | 61.3 | 58.2 | | | | | | | |
| Top Speed [km/h] | 66.1 | 67.2 | 66.9 | 64.2 | 61.8 | 61.1 | | | | | | | |
| Avg. Dist. to Rail [m] | 1.3 | 2.0 | 1.1 | 1.2 | 3.6 | 2.3 | | | | | | | |
| Avg. Stride Freq. [Hz] | 2.3 | 2.4 | 2.3 | 2.3 | 2.3 | 2.3 | | | | | | | |
| Avg. Stride Length [m] | 6.4 | 7.7 | 7.7 | 7.6 | 7.5 | 7.1 | | | | | | | |

