



Ipswich QLD Professional
Race 1: TAB Colts, Geldings and Entires Maiden Handicap - 1200m
12 February 2025 - 13:38



Track Rating: Soft 7, Weather: Overcast, Rail Position: +6.5m Entire

Section		Overall				1000m	800m	600m	400m	200m	Last 600m		
Field Times		1:11.06 (0:13.75)				0:57.31 (0:11.08)	0:46.23 (0:11.20)	0:35.03 (0:11.54)	0:23.49 (0:11.57)	0:11.92 (0:11.92)	0:35.03		
Rank	TAB	Horse/Jockey	Barrier	Top Speed [km/h]	Fastest Section						Margin	Distance Travelled [m]	
1	2	SIMPLY EXCELS	9	67.1	0:11.08	1:11.06 [1]	0:57.31 [1]	0:46.23 [1]	0:35.03 [1]	0:23.48 [2]	0:11.92 [1]	1:11.06	0:35.03
		James Orman		Overall	1000m	(0:13.75)	(0:11.08)	(0:11.20)	(0:11.55)	(0:11.56)	(0:11.92)		
2	9	TEN GOOD REASONS	3	66.9	0:10.98	1:11.08 [2]	0:56.86 [5]	0:45.88 [5]	0:34.63 [5]	0:23.22 [5]	0:11.71 [3]	0.12L	0:34.63 +1
		Michael Rodd		1000m	1000m	(0:14.22)	(0:10.98)	(0:11.25)	(0:11.41)	(0:11.51)	(0:11.71)		
3	6	VENDEMMIA	4	67.1	0:10.93	1:11.18 [3]	0:57.20 [2]	0:46.27 [3]	0:35.01 [3]	0:23.61 [1]	0:11.96 [2]	0.69L	0:35.01 +0
		Andrew Mallyon		1000m	1000m	(0:13.98)	(0:10.93)	(0:11.26)	(0:11.40)	(0:11.65)	(0:11.96)		
4	1	LANTAU ISLAND	2	67.0	0:11.13	1:11.33 [4]	0:57.31 [3]	0:46.18 [4]	0:34.93 [4]	0:23.51 [4]	0:11.95 [4]	1.56L	0:34.93 -7
		Angela Jones		Overall	1000m	(0:14.02)	(0:11.13)	(0:11.25)	(0:11.42)	(0:11.56)	(0:11.95)		
5	8	MALOTRU	6	67.3	0:10.95	1:11.38 [5]	0:56.83 [9]	0:45.88 [9]	0:34.62 [8]	0:23.28 [8]	0:11.71 [8]	1.91L	0:34.62 +0
		Jake Bayliss		1000m	1000m	(0:14.55)	(0:10.95)	(0:11.26)	(0:11.34)	(0:11.57)	(0:11.71)		
6	4	COLINTON	1	67.4	0:10.99	1:11.47 [6]	0:57.21 [6]	0:46.22 [6]	0:34.98 [6]	0:23.53 [6]	0:11.89 [7]	2.4L	0:34.98 -3
		Justin Stanley		1000m	1000m	(0:14.26)	(0:10.99)	(0:11.24)	(0:11.45)	(0:11.64)	(0:11.89)		
7	10	BOLD AS BRASS	7	68.6	0:10.72	1:11.81 [7]	0:57.66 [4]	0:46.94 [2]	0:35.75 [2]	0:24.17 [3]	0:12.37 [5]	4.43L	0:35.75 +3
		Jaden Lloyd		1000m	1000m	(0:14.15)	(0:10.72)	(0:11.19)	(0:11.58)	(0:11.80)	(0:12.37)		
8	7	BURLEIGH MAGIC	5	67.1	0:11.01	1:11.87 [8]	0:57.39 [7]	0:46.38 [8]	0:35.05 [9]	0:23.88 [7]	0:12.32 [6]	4.77L	0:35.05 -4
		Martin Harley		1000m	1000m	(0:14.48)	(0:11.01)	(0:11.33)	(0:11.17)	(0:11.56)	(0:12.32)		
9	5	JUSTICE SERVED	8	66.8	0:10.96	1:12.90 [9]	0:58.41 [8]	0:47.45 [7]	0:36.18 [7]	0:24.62 [9]	0:12.73 [9]	10.85L	0:36.18 +3
		Kyle Wilson-Taylor		1000m	1000m	(0:14.49)	(0:10.96)	(0:11.27)	(0:11.56)	(0:11.89)	(0:12.73)		

Scratched: Casterly Rock (#3)



Horse/Jockey Name	Simply Excels
Final Rank	1
Fastest Section Time (Section)	0:11.08 (1000m)
Top Speed [km/h] (Section)	67.1 (Overall)
Race State	Finished



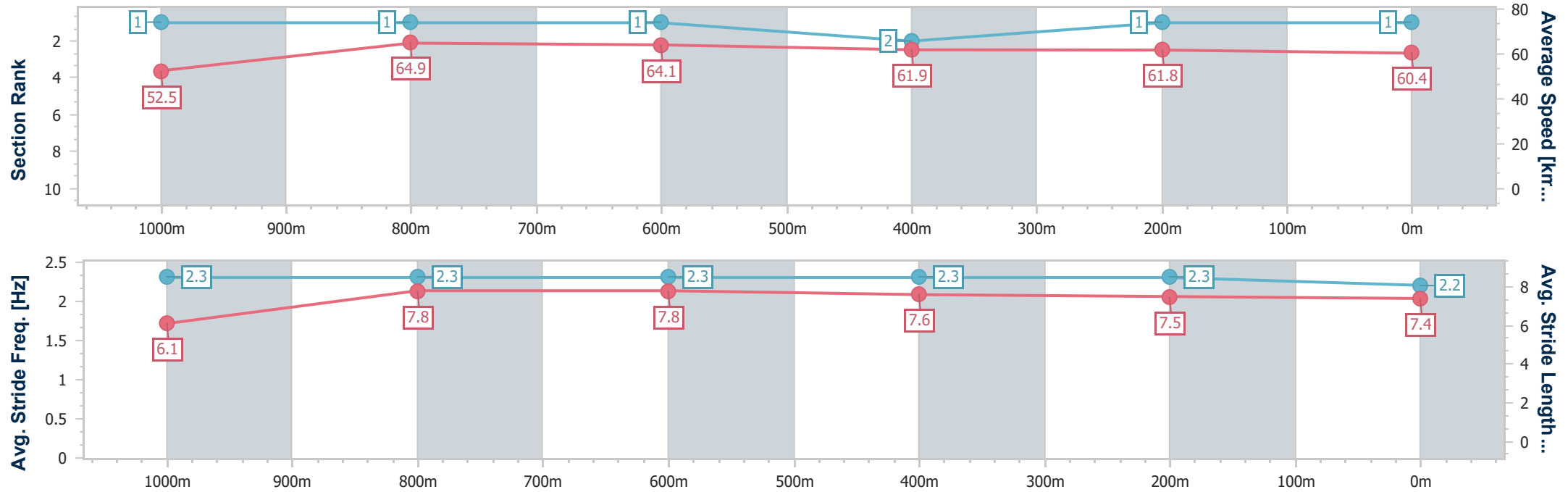
Ipswich QLD Professional
Race 1: TAB Colts, Geldings and Entires Maiden Handicap - 1200m



12 February 2025 - 13:38

Track Rating: Soft 7, Weather: Overcast, Rail Position: +6.5m Entire

Section	Overall	1000m	800m	600m	400m	200m							
Section Times	1:11.06 [1] (0:13.75)	0:57.31 [1] (0:11.08)	0:46.23 [1] (0:11.20)	0:35.03 [1] (0:11.55)	0:23.48 [2] (0:11.56)	0:11.92 [1] (0:11.92)							
Average Speed [km/h]	52.5	64.9	64.1	61.9	61.8	60.4							
Top Speed [km/h]	67.1	66.9	65.5	63.2	63.1	62.3							
Avg. Dist. to Rail [m]	8.4	1.1	0.7	1.5	2.7	2.6							
Avg. Stride Freq. [Hz]	2.3	2.3	2.3	2.3	2.3	2.2							
Avg. Stride Length [m]	6.1	7.8	7.8	7.6	7.5	7.4							



- [] Ranking at each section and finish
- .-.- No data available at this section
- NA No data available



Horse/Jockey Name	Ten Good Reasons
Final Rank	2
Fastest Section Time (Section)	0:10.98 (1000m)
Top Speed [km/h] (Section)	66.9 (1000m)
Race State	Finished



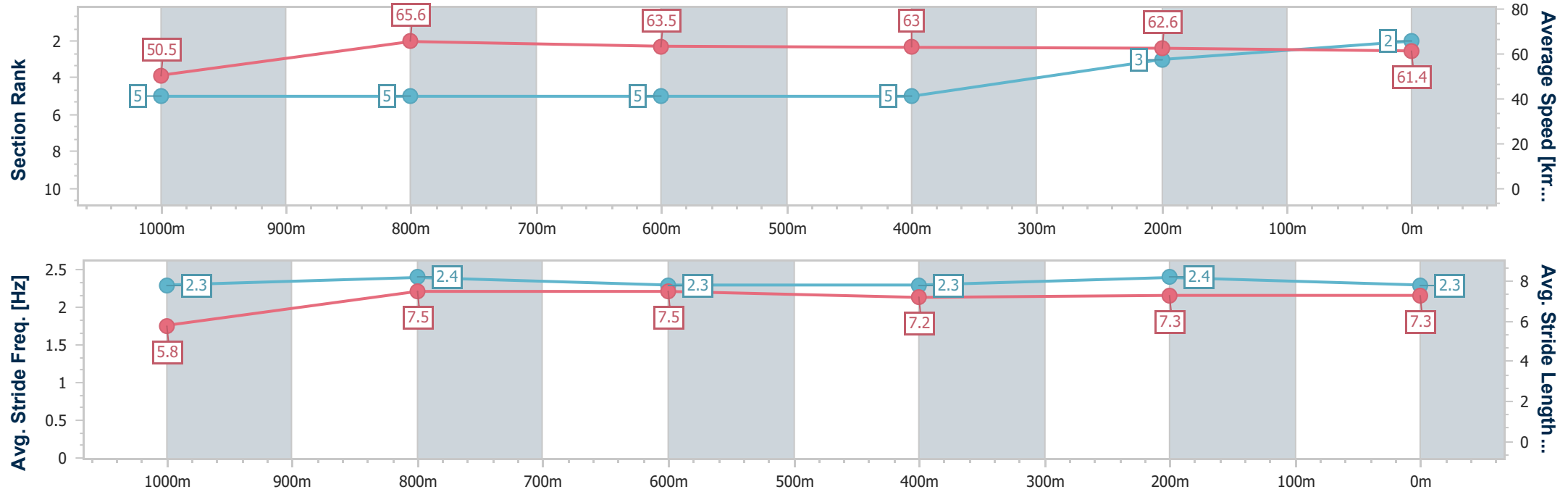
Ipswich QLD Professional
Race 1: TAB Colts, Geldings and Entires Maiden Handicap - 1200m



12 February 2025 - 13:38

Track Rating: Soft 7, Weather: Overcast, Rail Position: +6.5m Entire

Section	Overall	1000m	800m	600m	400m	200m							
Section Times	1:11.08 [2] (0:14.22)	0:56.86 [5] (0:10.98)	0:45.88 [5] (0:11.25)	0:34.63 [5] (0:11.41)	0:23.22 [5] (0:11.51)	0:11.71 [3] (0:11.71)							
Average Speed [km/h]	50.5	65.6	63.5	63.0	62.6	61.4							
Top Speed [km/h]	66.7	66.9	65.1	64.3	63.1	62.9							
Avg. Dist. to Rail [m]	2.4	0.5	1.7	1.0	0.7	0.8							
Avg. Stride Freq. [Hz]	2.3	2.4	2.3	2.3	2.4	2.3							
Avg. Stride Length [m]	5.8	7.5	7.5	7.2	7.3	7.3							



- [] Ranking at each section and finish
- .-.- No data available at this section
- NA No data available



Horse/Jockey Name	Vendemmia
Final Rank	3
Fastest Section Time (Section)	0:10.93 (1000m)
Top Speed [km/h] (Section)	67.1 (1000m)
Race State	Finished



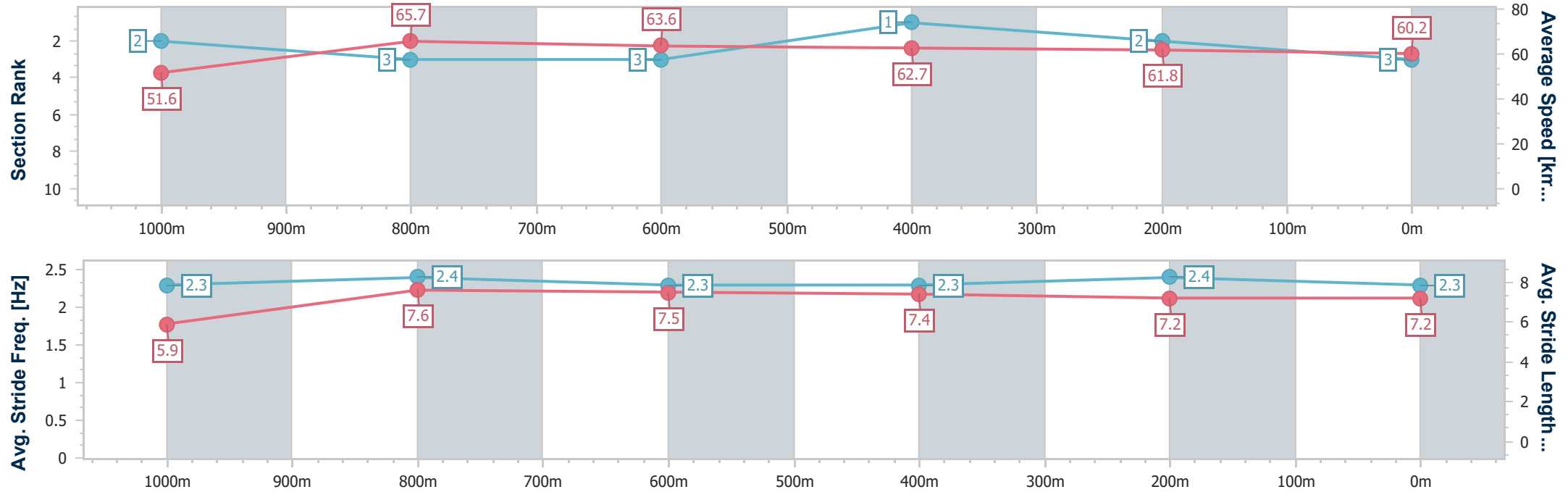
Ipswich QLD Professional
Race 1: TAB Colts, Geldings and Entires Maiden Handicap - 1200m



12 February 2025 - 13:38

Track Rating: Soft 7, Weather: Overcast, Rail Position: +6.5m Entire

Section	Overall	1000m	800m	600m	400m	200m							
Section Times	1:11.18 [3] (0:13.98)	0:57.20 [2] (0:10.93)	0:46.27 [3] (0:11.26)	0:35.01 [3] (0:11.40)	0:23.61 [1] (0:11.65)	0:11.96 [2] (0:11.96)							
Average Speed [km/h]	51.6	65.7	63.6	62.7	61.8	60.2							
Top Speed [km/h]	67.0	67.1	64.2	63.4	62.8	62.2							
Avg. Dist. to Rail [m]	2.8	0.6	1.9	1.2	0.4	0.3							
Avg. Stride Freq. [Hz]	2.3	2.4	2.3	2.3	2.4	2.3							
Avg. Stride Length [m]	5.9	7.6	7.5	7.4	7.2	7.2							



- [] Ranking at each section and finish
- .-.- No data available at this section
- NA No data available



Horse/Jockey Name	Lantau Island
Final Rank	4
Fastest Section Time (Section)	0:11.13 (1000m)
Top Speed [km/h] (Section)	67.0 (Overall)
Race State	Finished



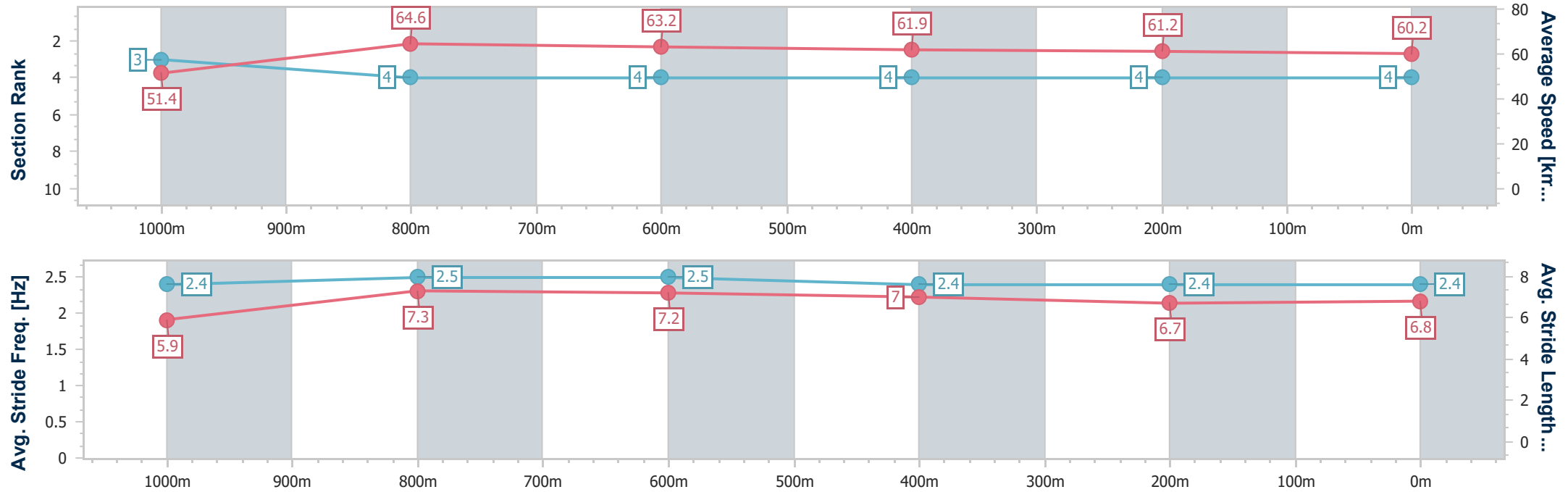
Ipswich QLD Professional
Race 1: TAB Colts, Geldings and Entires Maiden Handicap - 1200m



12 February 2025 - 13:38

Track Rating: Soft 7, Weather: Overcast, Rail Position: +6.5m Entire

Section	Overall	1000m	800m	600m	400m	200m								
Section Times	1:11.33 [4] (0:14.02)	0:57.31 [3] (0:11.13)	0:46.18 [4] (0:11.25)	0:34.93 [4] (0:11.42)	0:23.51 [4] (0:11.56)	0:11.95 [4] (0:11.95)								
Average Speed [km/h]	51.4	64.6	63.2	61.9	61.2	60.2								
Top Speed [km/h]	67.0	67.0	64.3	63.0	62.4	61.7								
Avg. Dist. to Rail [m]	1.4	1.2	3.0	4.0	4.6	3.7								
Avg. Stride Freq. [Hz]	2.4	2.5	2.5	2.4	2.4	2.4								
Avg. Stride Length [m]	5.9	7.3	7.2	7.0	6.7	6.8								



- [] Ranking at each section and finish
- .-.- No data available at this section
- NA No data available



Horse/Jockey Name	Malotru
Final Rank	5
Fastest Section Time (Section)	0:10.95 (1000m)
Top Speed [km/h] (Section)	67.3 (1000m)
Race State	Finished



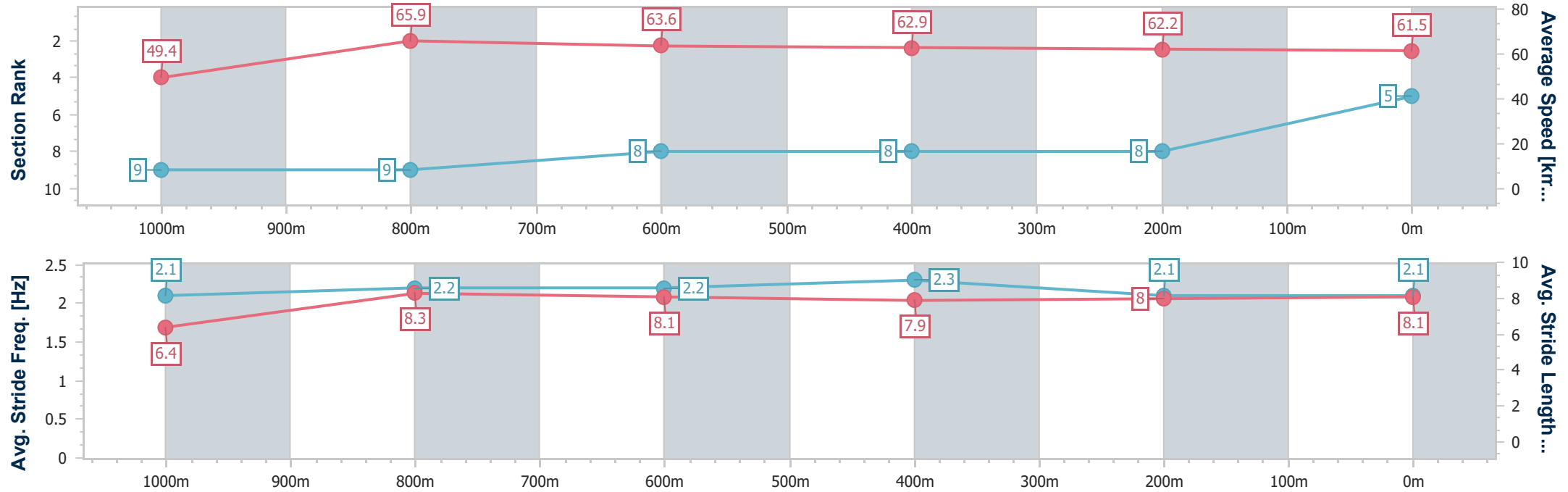
Ipswich QLD Professional
Race 1: TAB Colts, Geldings and Entires Maiden Handicap - 1200m



12 February 2025 - 13:38

Track Rating: Soft 7, Weather: Overcast, Rail Position: +6.5m Entire

Section	Overall	1000m	800m	600m	400m	200m							
Section Times	1:11.38 [5] (0:14.55)	0:56.83 [9] (0:10.95)	0:45.88 [9] (0:11.26)	0:34.62 [8] (0:11.34)	0:23.28 [8] (0:11.57)	0:11.71 [8] (0:11.71)							
Average Speed [km/h]	49.4	65.9	63.6	62.9	62.2	61.5							
Top Speed [km/h]	64.8	67.3	64.3	63.9	63.0	62.5							
Avg. Dist. to Rail [m]	4.1	0.7	1.7	1.7	1.0	1.7							
Avg. Stride Freq. [Hz]	2.1	2.2	2.2	2.3	2.1	2.1							
Avg. Stride Length [m]	6.4	8.3	8.1	7.9	8.0	8.1							



- [] Ranking at each section and finish
- .-.- No data available at this section
- NA No data available



Horse/Jockey Name	Colinton
Final Rank	6
Fastest Section Time (Section)	0:10.99 (1000m)
Top Speed [km/h] (Section)	67.4 (1000m)
Race State	Finished



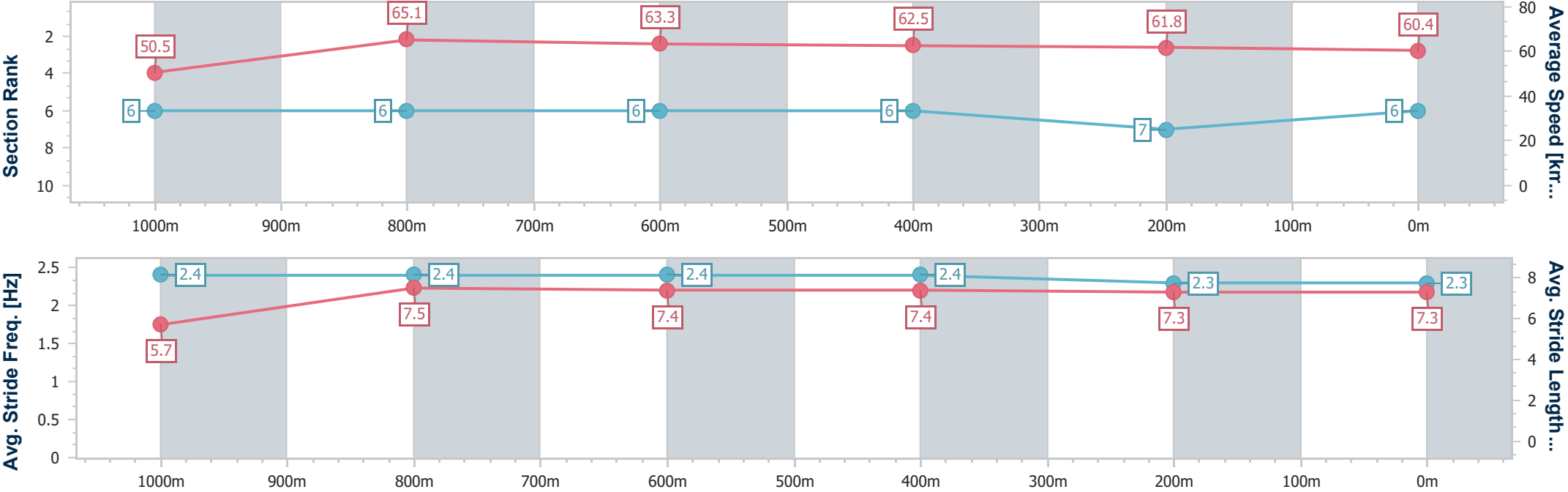
Ipswich QLD Professional
Race 1: TAB Colts, Geldings and Entire Maiden Handicap -
1200m



12 February 2025 - 13:38

Track Rating: Soft 7, Weather: Overcast, Rail Position: +6.5m Entire

Section	Overall	1000m	800m	600m	400m	200m							
Section Times	1:11.47 [6] (0:14.26)	0:57.21 [6] (0:10.99)	0:46.22 [6] (0:11.24)	0:34.98 [6] (0:11.45)	0:23.53 [6] (0:11.64)	0:11.89 [7] (0:11.89)							
Average Speed [km/h]	50.5	65.1	63.3	62.5	61.8	60.4							
Top Speed [km/h]	67.1	67.4	64.0	64.4	63.0	61.7							
Avg. Dist. to Rail [m]	1.3	2.6	3.0	1.7	0.8	1.6							
Avg. Stride Freq. [Hz]	2.4	2.4	2.4	2.4	2.3	2.3							
Avg. Stride Length [m]	5.7	7.5	7.4	7.4	7.3	7.3							



- [] Ranking at each section and finish
- .-.- No data available at this section
- NA No data available



Horse/Jockey Name	Bold As Brass
Final Rank	7
Fastest Section Time (Section)	0:10.72 (1000m)
Top Speed [km/h] (Section)	68.6 (1000m)
Race State	Finished



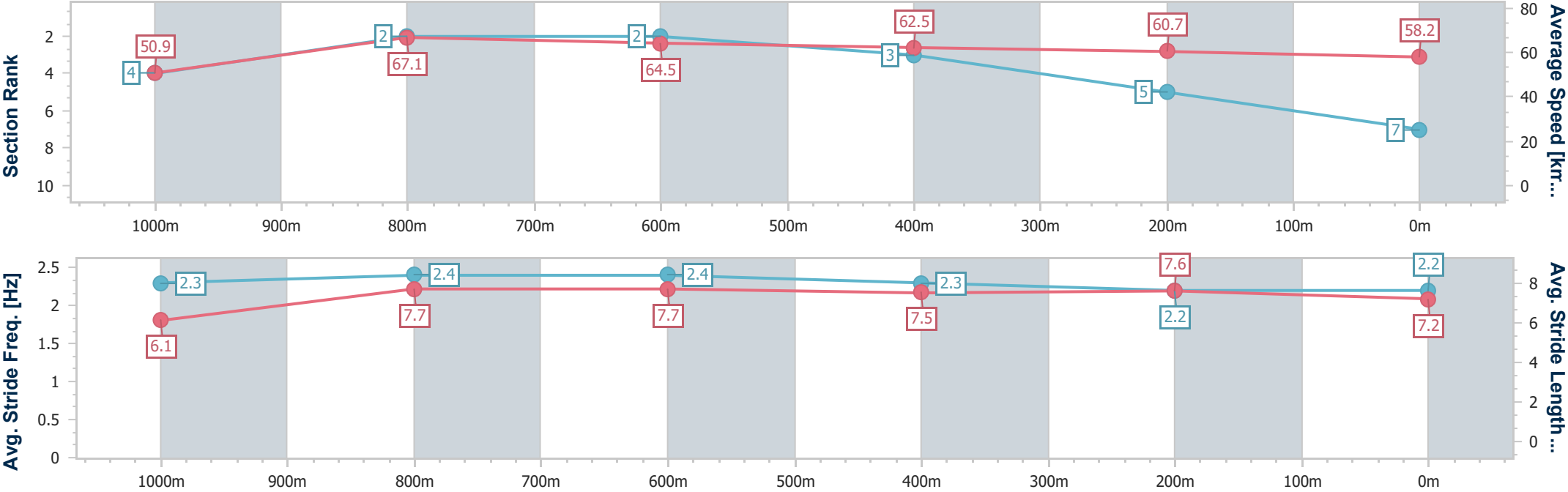
Ipswich QLD Professional
Race 1: TAB Colts, Geldings and Entire Maiden Handicap -
1200m



12 February 2025 - 13:38

Track Rating: Soft 7, Weather: Overcast, Rail Position: +6.5m Entire

Section	Overall	1000m	800m	600m	400m	200m							
Section Times	1:11.81 [7] (0:14.15)	0:57.66 [4] (0:10.72)	0:46.94 [2] (0:11.19)	0:35.75 [2] (0:11.58)	0:24.17 [3] (0:11.80)	0:12.37 [5] (0:12.37)							
Average Speed [km/h]	50.9	67.1	64.5	62.5	60.7	58.2							
Top Speed [km/h]	66.4	68.6	66.5	63.5	62.2	60.6							
Avg. Dist. to Rail [m]	5.5	1.1	0.8	0.7	0.8	0.3							
Avg. Stride Freq. [Hz]	2.3	2.4	2.4	2.3	2.2	2.2							
Avg. Stride Length [m]	6.1	7.7	7.7	7.5	7.6	7.2							





Horse/Jockey Name	Burleigh Magic
Final Rank	8
Fastest Section Time (Section)	0:11.01 (1000m)
Top Speed [km/h] (Section)	67.1 (1000m)
Race State	Finished



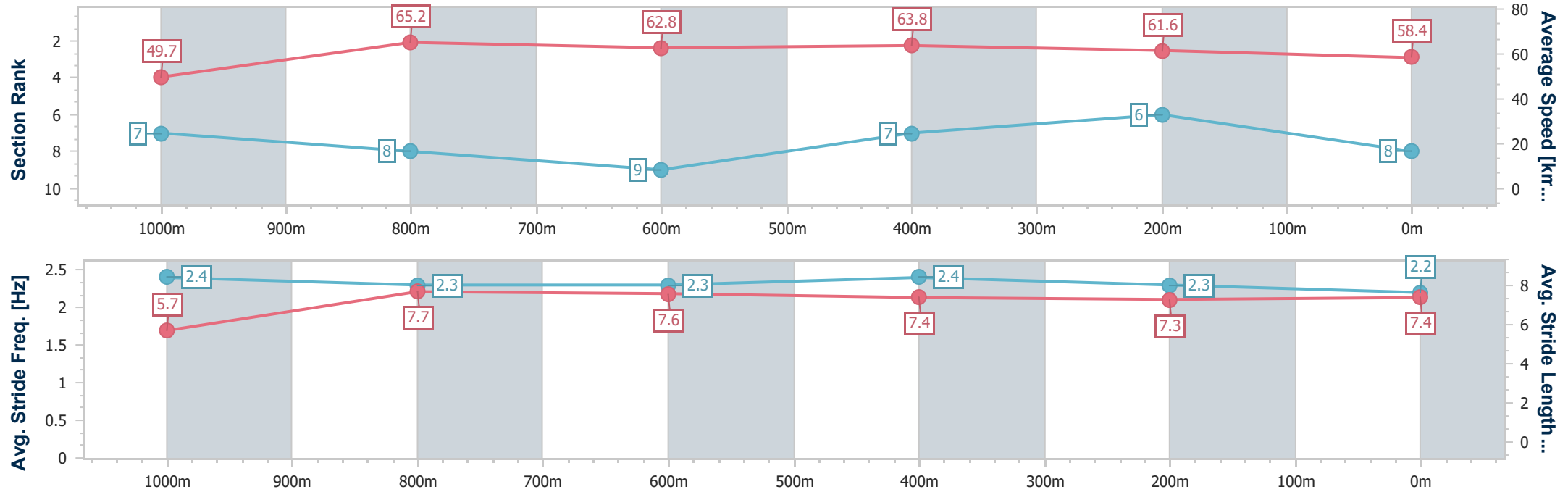
Ipswich QLD Professional
Race 1: TAB Colts, Geldings and Entire Maiden Handicap - 1200m



12 February 2025 - 13:38

Track Rating: Soft 7, Weather: Overcast, Rail Position: +6.5m Entire

Section	Overall	1000m	800m	600m	400m	200m							
Section Times	1:11.87 [8] (0:14.48)	0:57.39 [7] (0:11.01)	0:46.38 [8] (0:11.33)	0:35.05 [9] (0:11.17)	0:23.88 [7] (0:11.56)	0:12.32 [6] (0:12.32)							
Average Speed [km/h]	49.7	65.2	62.8	63.8	61.6	58.4							
Top Speed [km/h]	66.1	67.1	63.8	65.0	63.4	60.7							
Avg. Dist. to Rail [m]	2.2	1.3	2.8	2.8	1.6	0.8							
Avg. Stride Freq. [Hz]	2.4	2.3	2.3	2.4	2.3	2.2							
Avg. Stride Length [m]	5.7	7.7	7.6	7.4	7.3	7.4							



- [] Ranking at each section and finish
- .-.- No data available at this section
- NA No data available



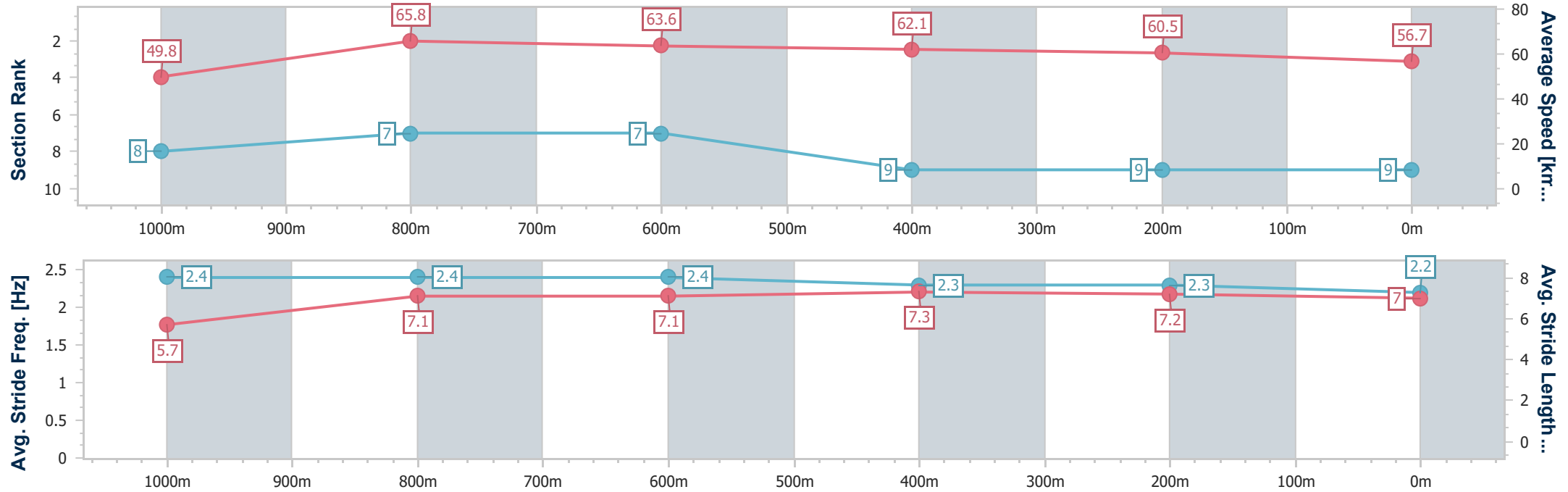
Horse/Jockey Name	Justice Served
Final Rank	9
Fastest Section Time (Section)	0:10.96 (1000m)
Top Speed [km/h] (Section)	66.8 (1000m)
Race State	Finished



Ipswich QLD Professional
Race 1: TAB Colts, Geldings and Entires Maiden Handicap - 1200m
12 February 2025 - 13:38
Track Rating: Soft 7, Weather: Overcast, Rail Position: +6.5m Entire



Section	Overall	1000m	800m	600m	400m	200m							
Section Times	1:12.90 [9] (0:14.49)	0:58.41 [8] (0:10.96)	0:47.45 [7] (0:11.27)	0:36.18 [7] (0:11.56)	0:24.62 [9] (0:11.89)	0:12.73 [9] (0:12.73)							
Average Speed [km/h]	49.8	65.8	63.6	62.1	60.5	56.7							
Top Speed [km/h]	65.0	66.8	64.4	63.2	61.1	60.8							
Avg. Dist. to Rail [m]	6.5	0.9	0.7	0.5	0.4	0.3							
Avg. Stride Freq. [Hz]	2.4	2.4	2.4	2.3	2.3	2.2							
Avg. Stride Length [m]	5.7	7.1	7.1	7.3	7.2	7.0							





Ipswich QLD Professional
Race 2: GREAT NORTHERN Fillies and Mares Maiden Handicap - 1200m
12 February 2025 - 14:13



Track Rating: Soft 6, Weather: Overcast, Rail Position: +6.5m Entire

Section		Field Times				Overall	1000m	800m	600m	400m	200m	Last 600m	
						1:11.65 (0:13.66)	0:57.99 (0:10.55)	0:47.44 (0:10.94)	0:36.50 (0:11.57)	0:24.93 (0:12.17)	0:12.76 (0:12.76)	0:36.50	
Rank	TAB	Horse/Jockey	Barrier	Top Speed [km/h]	Fastest Section							Margin	Distance Travelled [m]
1	6	ZOUFANI	9	69.2	0:10.55	1:11.65 [1]	0:57.99 [1]	0:47.44 [1]	0:36.50 [1]	0:24.93 [1]	0:12.76 [1]	1:11.65	0:36.50
		Angela Jones		1000m	1000m	(0:13.66)	(0:10.55)	(0:10.94)	(0:11.57)	(0:12.17)	(0:12.76)		
2	4	WYNETTE	6	70.0	0:10.54	1:12.10 [2]	0:58.42 [2]	0:47.88 [2]	0:36.83 [2]	0:25.00 [2]	0:12.83 [2]	2.68L	0:36.83 -1
		James Orman		1000m	1000m	(0:13.68)	(0:10.54)	(0:11.05)	(0:11.83)	(0:12.17)	(0:12.83)		
3	9	DEEP DAWN	2	67.6	0:10.91	1:12.14 [3]	0:58.11 [5]	0:47.20 [5]	0:35.85 [5]	0:24.22 [6]	0:12.40 [3]	2.91L	0:35.85 -2
		Bailey Wheeler		1000m	1000m	(0:14.03)	(0:10.91)	(0:11.35)	(0:11.63)	(0:11.82)	(0:12.40)		
4	7	DIVINE DI	3	67.4	0:11.12	1:12.25 [4]	0:58.13 [6]	0:47.01 [7]	0:35.71 [7]	0:24.24 [7]	0:12.33 [6]	3.55L	0:35.71 +2
		Justin Stanley		Overall	1000m	(0:14.12)	(0:11.12)	(0:11.30)	(0:11.47)	(0:11.91)	(0:12.33)		
5	13	TWILIGHT SPARKLE	5	66.5	0:10.97	1:12.60 [5]	0:58.73 [4]	0:47.76 [4]	0:36.41 [4]	0:24.82 [5]	0:12.62 [7]	5.59L	0:36.41 +2
		Mark Du Plessis		1000m	1000m	(0:13.87)	(0:10.97)	(0:11.35)	(0:11.59)	(0:12.20)	(0:12.62)		
6	1	SIBEILA	8	66.5	0:11.05	1:12.67 [6]	0:58.00 [10]	0:46.95 [10]	0:35.70 [10]	0:24.34 [10]	0:12.51 [9]	5.99L	0:35.70 +1
		Cody Collis		1000m	1000m	(0:14.67)	(0:11.05)	(0:11.25)	(0:11.36)	(0:11.83)	(0:12.51)		
7	5	AZAFRAN	10	67.2	0:11.05	1:12.70 [7]	0:58.57 [7]	0:47.52 [6]	0:36.35 [6]	0:24.95 [4]	0:12.89 [5]	6.17L	0:36.35 +3
		Kyle Wilson-Taylor		1000m	1000m	(0:14.13)	(0:11.05)	(0:11.17)	(0:11.40)	(0:12.06)	(0:12.89)		
8	8	WITHEREN LASS	7	66.1	0:10.99	1:12.83 [8]	0:58.31 [9]	0:47.32 [9]	0:36.14 [8]	0:24.65 [8]	0:12.84 [8]	6.98L	0:36.14 +0
		Boris Thornton		1000m	1000m	(0:14.52)	(0:10.99)	(0:11.18)	(0:11.49)	(0:11.81)	(0:12.84)		
9	10	TABEI	4	67.6	0:10.91	1:12.85 [9]	0:59.06 [3]	0:48.15 [3]	0:36.79 [3]	0:25.13 [3]	0:13.05 [4]	7.07L	0:36.79 -1
		Billie-Rose Andrew		1000m	1000m	(0:13.79)	(0:10.91)	(0:11.36)	(0:11.66)	(0:12.08)	(0:13.05)		
10	11	SHALZER	1	66.7	0:11.09	1:13.14 [10]	0:58.78 [8]	0:47.69 [8]	0:36.42 [9]	0:24.84 [9]	0:12.77 [10]	8.78L	0:36.42 -1
		Nikita Beriman		1000m	1000m	(0:14.36)	(0:11.09)	(0:11.27)	(0:11.58)	(0:12.07)	(0:12.77)		

Scratched: Stange Bay (#12), Annie One Ready (#2), Maconda (#3)



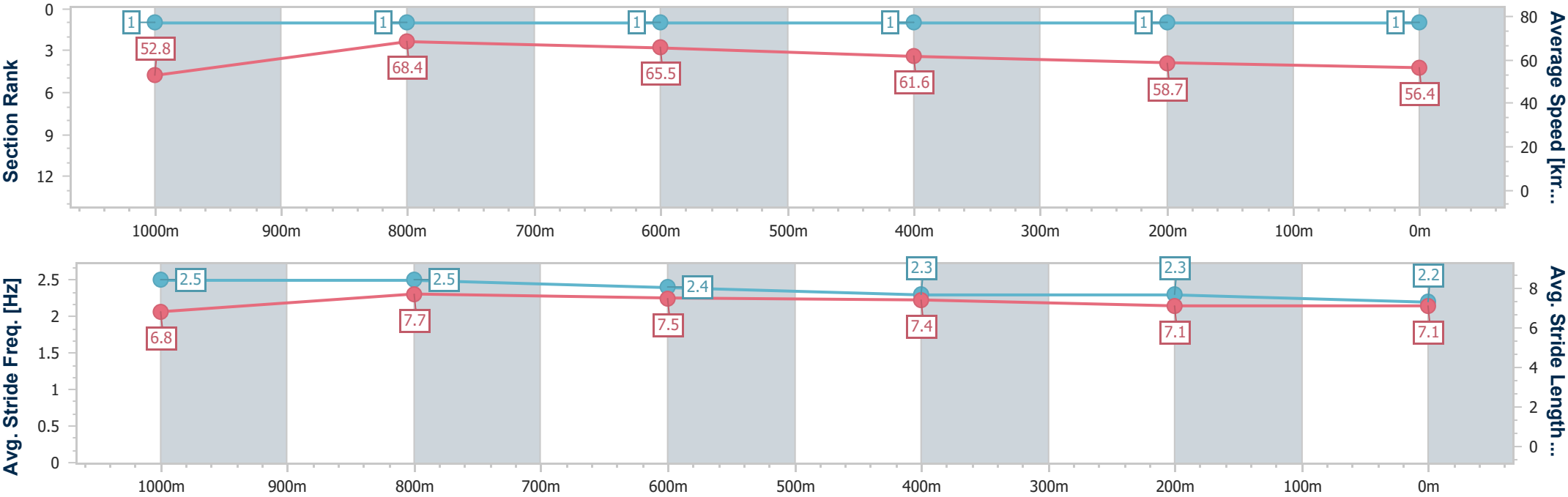
Horse/Jockey Name	Zoufani
Final Rank	1
Fastest Section Time (Section)	0:10.55 (1000m)
Top Speed [km/h] (Section)	69.2 (1000m)
Race State	Finished



Ipswich QLD Professional
Race 2: GREAT NORTHERN Fillies and Mares Maiden Handicap
- 1200m
12 February 2025 - 14:13
Track Rating: Soft 6, Weather: Overcast, Rail Position: +6.5m Entire



Section	Overall	1000m	800m	600m	400m	200m							
Section Times	1:11.65 [1] (0:13.66)	0:57.99 [1] (0:10.55)	0:47.44 [1] (0:10.94)	0:36.50 [1] (0:11.57)	0:24.93 [1] (0:12.17)	0:12.76 [1] (0:12.76)							
Average Speed [km/h]	52.8	68.4	65.5	61.6	58.7	56.4							
Top Speed [km/h]	68.9	69.2	67.9	64.0	59.7	58.5							
Avg. Dist. to Rail [m]	8.6	1.4	1.1	2.0	2.0	2.2							
Avg. Stride Freq. [Hz]	2.5	2.5	2.4	2.3	2.3	2.2							
Avg. Stride Length [m]	6.8	7.7	7.5	7.4	7.1	7.1							





Horse/Jockey Name	Wynette
Final Rank	2
Fastest Section Time (Section)	0:10.54 (1000m)
Top Speed [km/h] (Section)	70.0 (1000m)
Race State	Finished



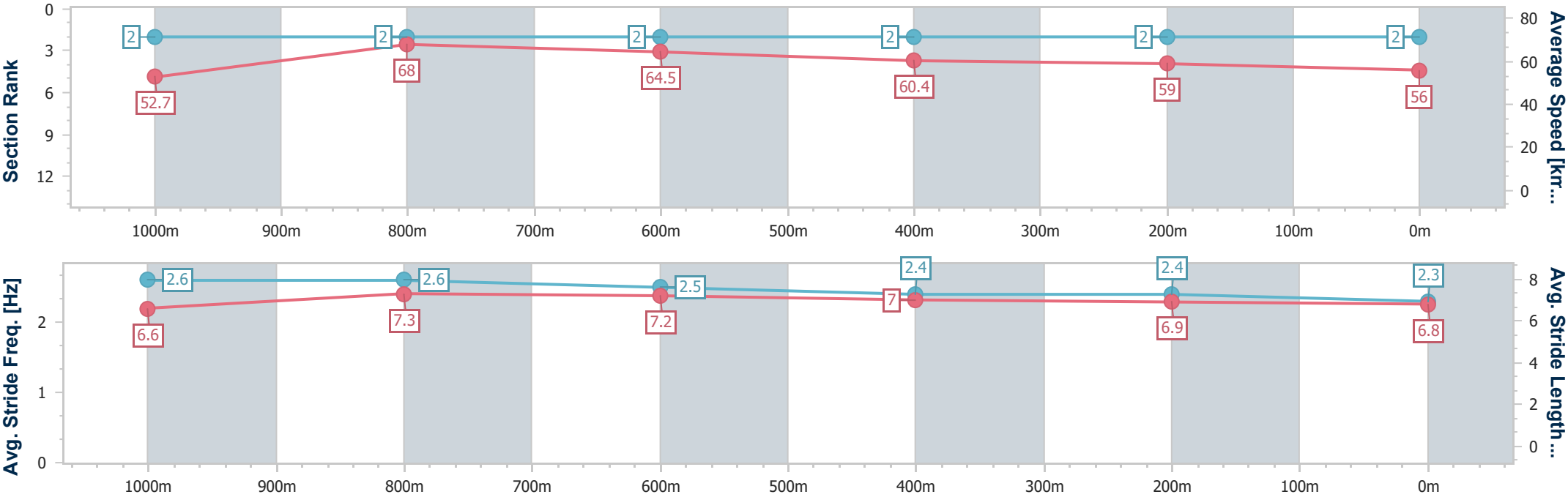
Ipswich QLD Professional
Race 2: GREAT NORTHERN Fillies and Mares Maiden Handicap
- 1200m



12 February 2025 - 14:13

Track Rating: Soft 6, Weather: Overcast, Rail Position: +6.5m Entire

Section	Overall	1000m	800m	600m	400m	200m							
Section Times	1:12.10 [2] (0:13.68)	0:58.42 [2] (0:10.54)	0:47.88 [2] (0:11.05)	0:36.83 [2] (0:11.83)	0:25.00 [2] (0:12.17)	0:12.83 [2] (0:12.83)							
Average Speed [km/h]	52.7	68.0	64.5	60.4	59.0	56.0							
Top Speed [km/h]	69.3	70.0	65.9	64.1	60.5	58.3							
Avg. Dist. to Rail [m]	5.3	1.3	2.1	1.9	0.9	1.2							
Avg. Stride Freq. [Hz]	2.6	2.6	2.5	2.4	2.4	2.3							
Avg. Stride Length [m]	6.6	7.3	7.2	7.0	6.9	6.8							





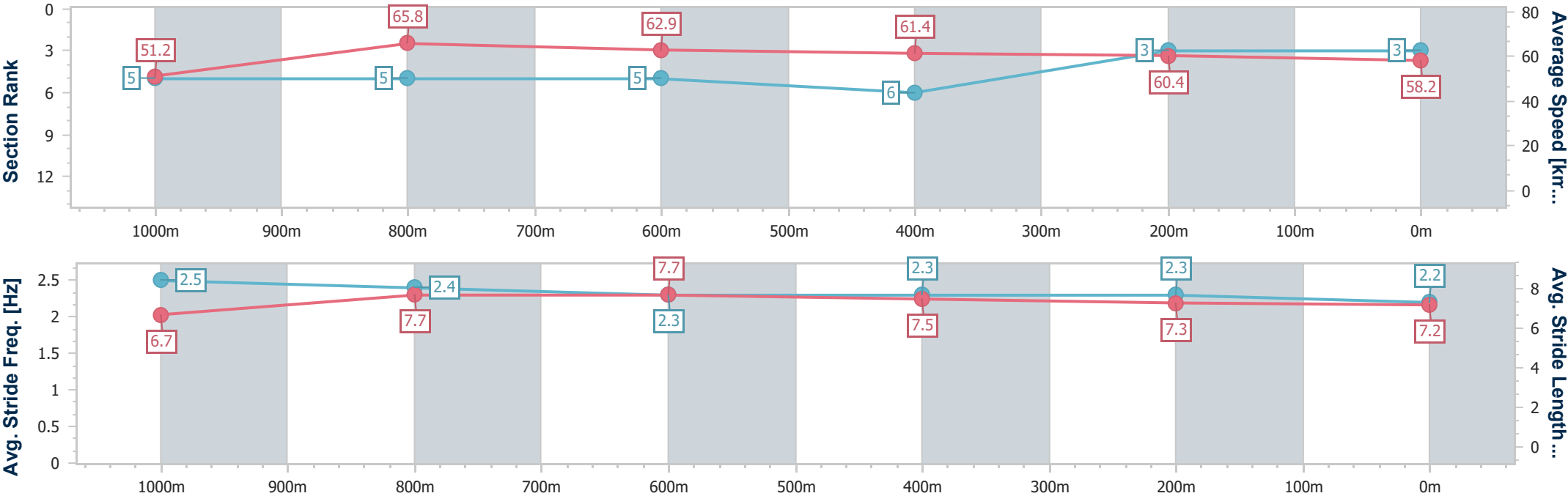
Horse/Jockey Name	Deep Dawn
Final Rank	3
Fastest Section Time (Section)	0:10.91 (1000m)
Top Speed [km/h] (Section)	67.6 (1000m)
Race State	Finished



Ipswich QLD Professional
Race 2: GREAT NORTHERN Fillies and Mares Maiden Handicap
- 1200m
12 February 2025 - 14:13
Track Rating: Soft 6, Weather: Overcast, Rail Position: +6.5m Entire



Section	Overall	1000m	800m	600m	400m	200m								
Section Times	1:12.14 [3] (0:14.03)	0:58.11 [5] (0:10.91)	0:47.20 [5] (0:11.35)	0:35.85 [5] (0:11.63)	0:24.22 [6] (0:11.82)	0:12.40 [3] (0:12.40)								
Average Speed [km/h]	51.2	65.8	62.9	61.4	60.4	58.2								
Top Speed [km/h]	66.9	67.6	65.2	62.5	61.7	60.3								
Avg. Dist. to Rail [m]	1.0	1.2	2.4	2.3	1.9	2.1								
Avg. Stride Freq. [Hz]	2.5	2.4	2.3	2.3	2.3	2.2								
Avg. Stride Length [m]	6.7	7.7	7.7	7.5	7.3	7.2								





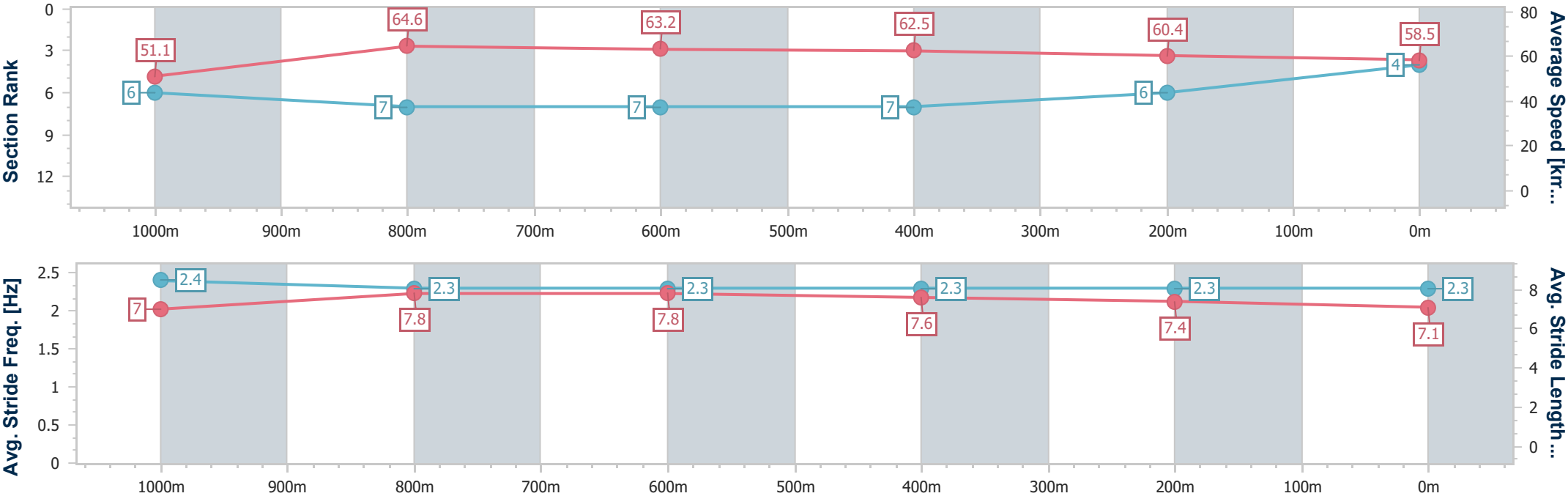
Horse/Jockey Name	Divine Di
Final Rank	4
Fastest Section Time (Section)	0:11.12 (1000m)
Top Speed [km/h] (Section)	67.4 (Overall)
Race State	Finished



Ipswich QLD Professional
Race 2: GREAT NORTHERN Fillies and Mares Maiden Handicap
- 1200m
12 February 2025 - 14:13
Track Rating: Soft 6, Weather: Overcast, Rail Position: +6.5m Entire



Section	Overall	1000m	800m	600m	400m	200m								
Section Times	1:12.25 [4] (0:14.12)	0:58.13 [6] (0:11.12)	0:47.01 [7] (0:11.30)	0:35.71 [7] (0:11.47)	0:24.24 [7] (0:11.91)	0:12.33 [6] (0:12.33)								
Average Speed [km/h]	51.1	64.6	63.2	62.5	60.4	58.5								
Top Speed [km/h]	67.4	66.8	64.9	63.6	62.2	59.6								
Avg. Dist. to Rail [m]	1.4	1.0	2.0	1.0	1.9	4.7								
Avg. Stride Freq. [Hz]	2.4	2.3	2.3	2.3	2.3	2.3								
Avg. Stride Length [m]	7.0	7.8	7.8	7.6	7.4	7.1								





Horse/Jockey Name	Twilight Sparkle
Final Rank	5
Fastest Section Time (Section)	0:10.97 (1000m)
Top Speed [km/h] (Section)	66.5 (1000m)
Race State	Finished



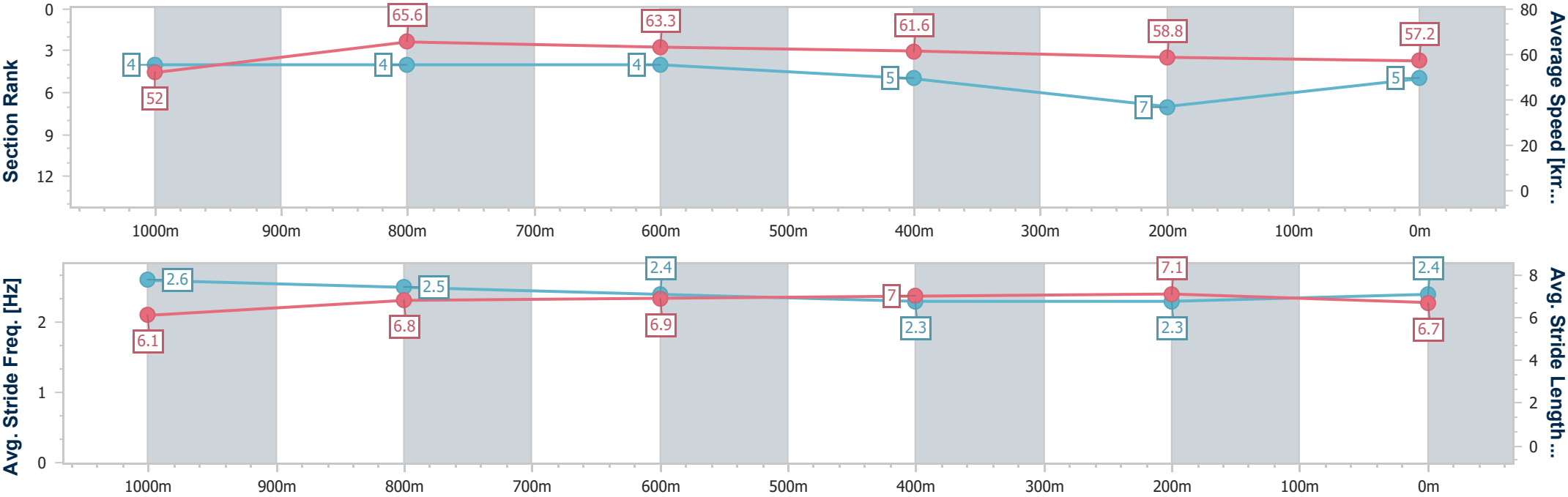
Ipswich QLD Professional
Race 2: GREAT NORTHERN Fillies and Mares Maiden Handicap
- 1200m



12 February 2025 - 14:13

Track Rating: Soft 6, Weather: Overcast, Rail Position: +6.5m Entire

Section	Overall	1000m	800m	600m	400m	200m							
Section Times	1:12.60 [5] (0:13.87)	0:58.73 [4] (0:10.97)	0:47.76 [4] (0:11.35)	0:36.41 [4] (0:11.59)	0:24.82 [5] (0:12.20)	0:12.62 [7] (0:12.62)							
Average Speed [km/h]	52.0	65.6	63.3	61.6	58.8	57.2							
Top Speed [km/h]	66.5	66.5	65.5	62.4	61.3	57.3							
Avg. Dist. to Rail [m]	3.8	0.5	0.9	1.6	1.1	0.9							
Avg. Stride Freq. [Hz]	2.6	2.5	2.4	2.3	2.3	2.4							
Avg. Stride Length [m]	6.1	6.8	6.9	7.0	7.1	6.7							





Horse/Jockey Name	Sibeila
Final Rank	6
Fastest Section Time (Section)	0:11.05 (1000m)
Top Speed [km/h] (Section)	66.5 (1000m)
Race State	Finished



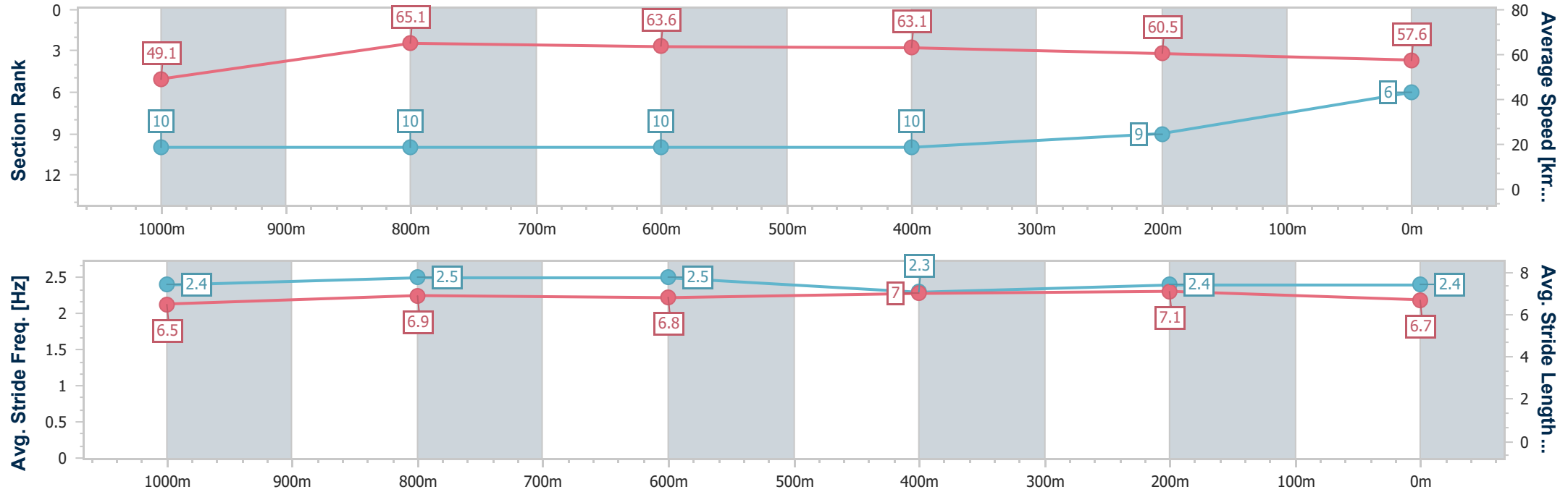
Ipswich QLD Professional
Race 2: GREAT NORTHERN Fillies and Mares Maiden Handicap
- 1200m



12 February 2025 - 14:13

Track Rating: Soft 6, Weather: Overcast, Rail Position: +6.5m Entire

Section	Overall	1000m	800m	600m	400m	200m							
Section Times	1:12.67 [6] (0:14.67)	0:58.00 [10] (0:11.05)	0:46.95 [10] (0:11.25)	0:35.70 [10] (0:11.36)	0:24.34 [10] (0:11.83)	0:12.51 [9] (0:12.51)							
Average Speed [km/h]	49.1	65.1	63.6	63.1	60.5	57.6							
Top Speed [km/h]	64.7	66.5	64.4	63.7	62.6	58.4							
Avg. Dist. to Rail [m]	5.5	1.0	1.6	0.8	0.8	1.6							
Avg. Stride Freq. [Hz]	2.4	2.5	2.5	2.3	2.4	2.4							
Avg. Stride Length [m]	6.5	6.9	6.8	7.0	7.1	6.7							



- [] Ranking at each section and finish
- .-.- No data available at this section
- NA No data available



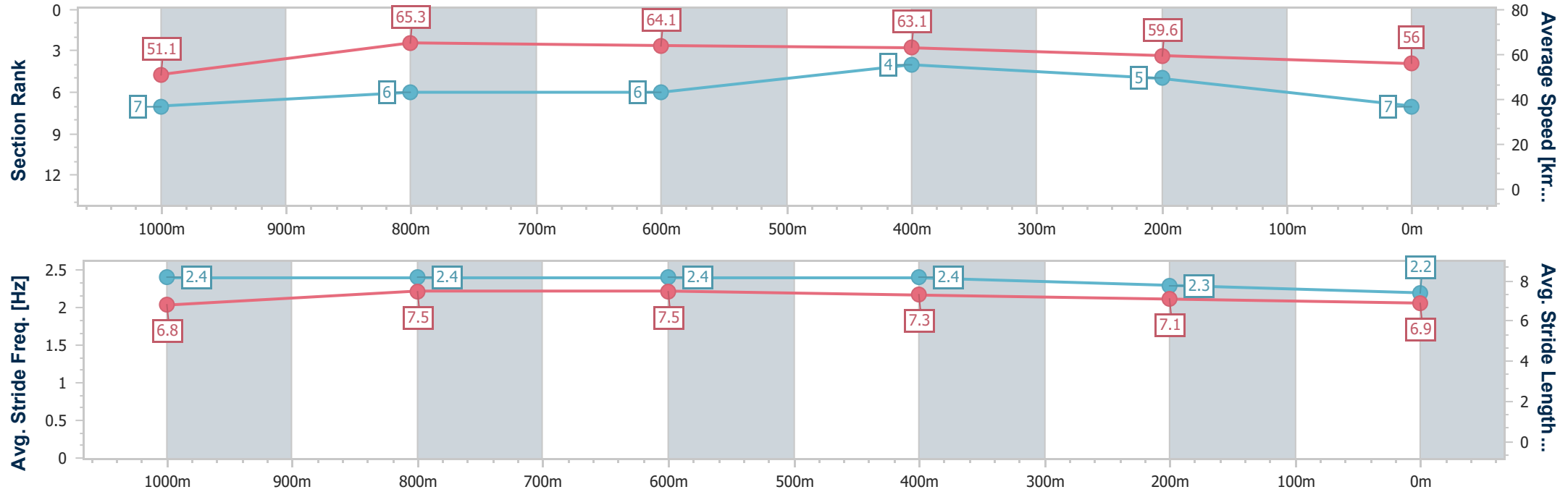
Horse/Jockey Name	Azafran
Final Rank	7
Fastest Section Time (Section)	0:11.05 (1000m)
Top Speed [km/h] (Section)	67.2 (1000m)
Race State	Finished



Ipswich QLD Professional
Race 2: GREAT NORTHERN Fillies and Mares Maiden Handicap
- 1200m
12 February 2025 - 14:13
Track Rating: Soft 6, Weather: Overcast, Rail Position: +6.5m Entire



Section	Overall	1000m	800m	600m	400m	200m							
Section Times	1:12.70 [7] (0:14.13)	0:58.57 [7] (0:11.05)	0:47.52 [6] (0:11.17)	0:36.35 [6] (0:11.40)	0:24.95 [4] (0:12.06)	0:12.89 [5] (0:12.89)							
Average Speed [km/h]	51.1	65.3	64.1	63.1	59.6	56.0							
Top Speed [km/h]	66.6	67.2	65.4	64.3	62.7	57.5							
Avg. Dist. to Rail [m]	6.3	0.5	1.2	0.5	1.1	2.9							
Avg. Stride Freq. [Hz]	2.4	2.4	2.4	2.4	2.3	2.2							
Avg. Stride Length [m]	6.8	7.5	7.5	7.3	7.1	6.9							





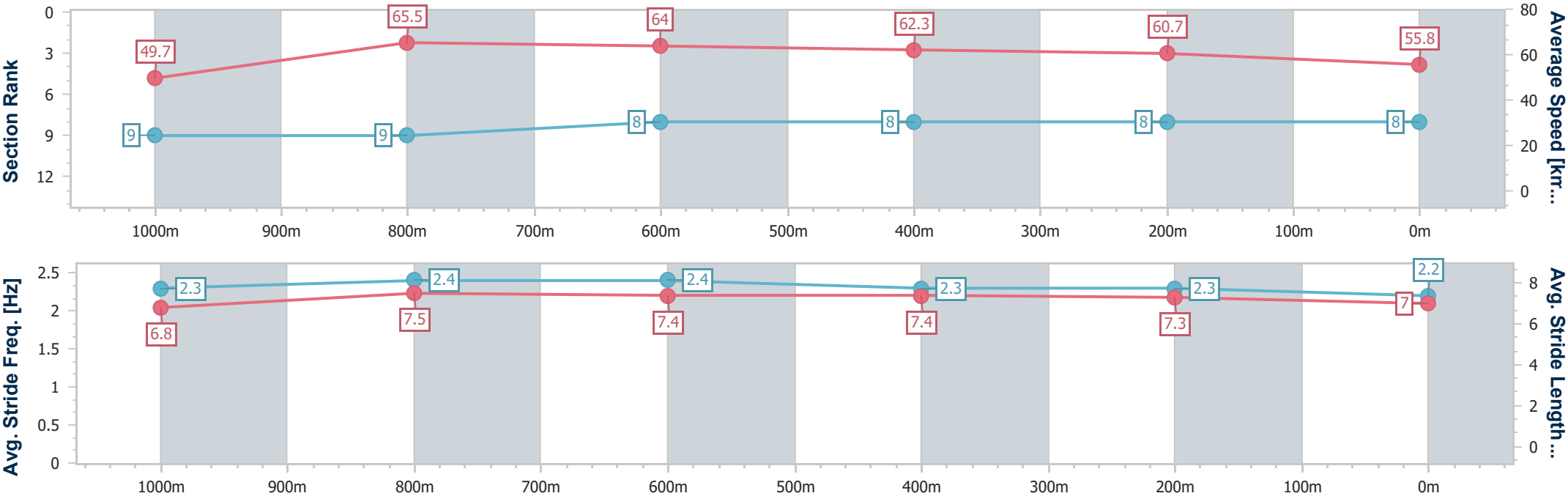
Horse/Jockey Name	Witheren Lass
Final Rank	8
Fastest Section Time (Section)	0:10.99 (1000m)
Top Speed [km/h] (Section)	66.1 (1000m)
Race State	Finished



Ipswich QLD Professional
Race 2: GREAT NORTHERN Fillies and Mares Maiden Handicap
- 1200m
12 February 2025 - 14:13
Track Rating: Soft 6, Weather: Overcast, Rail Position: +6.5m Entire



Section	Overall	1000m	800m	600m	400m	200m							
Section Times	1:12.83 [8] (0:14.52)	0:58.31 [9] (0:10.99)	0:47.32 [9] (0:11.18)	0:36.14 [8] (0:11.49)	0:24.65 [8] (0:11.81)	0:12.84 [8] (0:12.84)							
Average Speed [km/h]	49.7	65.5	64.0	62.3	60.7	55.8							
Top Speed [km/h]	66.1	66.1	64.2	63.2	63.0	58.6							
Avg. Dist. to Rail [m]	4.6	0.5	2.0	1.8	2.0	5.9							
Avg. Stride Freq. [Hz]	2.3	2.4	2.4	2.3	2.3	2.2							
Avg. Stride Length [m]	6.8	7.5	7.4	7.4	7.3	7.0							





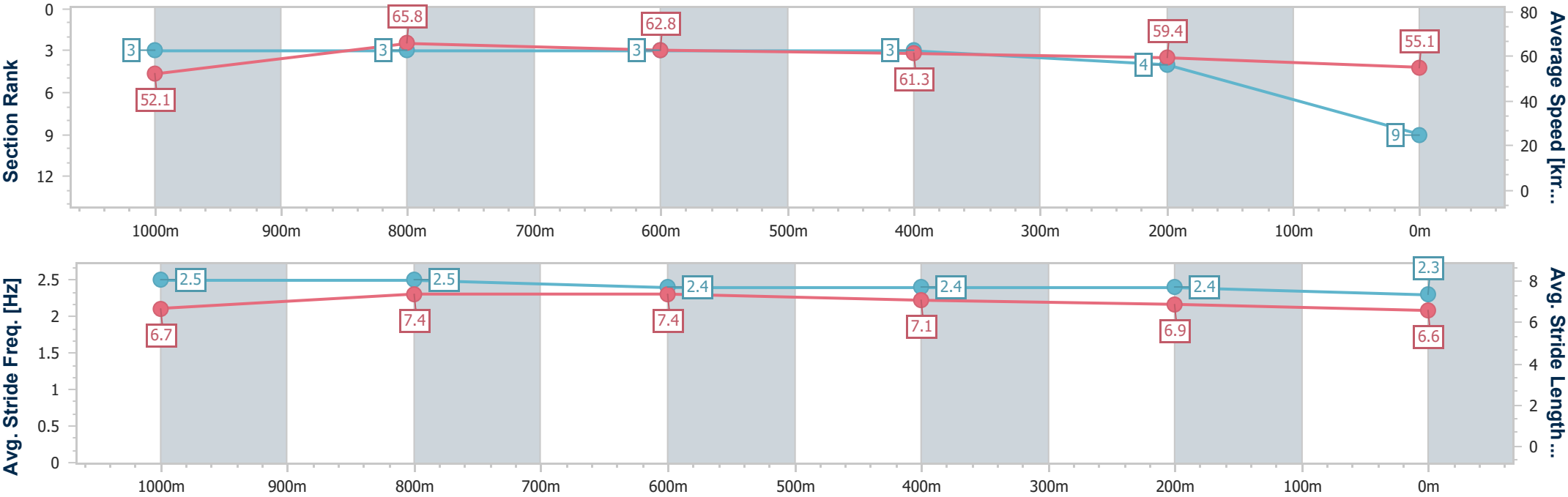
Horse/Jockey Name	Tabai
Final Rank	9
Fastest Section Time (Section)	0:10.91 (1000m)
Top Speed [km/h] (Section)	67.6 (1000m)
Race State	Finished



Ipswich QLD Professional
Race 2: GREAT NORTHERN Fillies and Mares Maiden Handicap
- 1200m
12 February 2025 - 14:13
Track Rating: Soft 6, Weather: Overcast, Rail Position: +6.5m Entire



Section	Overall	1000m	800m	600m	400m	200m							
Section Times	1:12.85 [9] (0:13.79)	0:59.06 [3] (0:10.91)	0:48.15 [3] (0:11.36)	0:36.79 [3] (0:11.66)	0:25.13 [3] (0:12.08)	0:13.05 [4] (0:13.05)							
Average Speed [km/h]	52.1	65.8	62.8	61.3	59.4	55.1							
Top Speed [km/h]	67.6	67.6	64.9	61.9	61.4	57.9							
Avg. Dist. to Rail [m]	2.1	1.0	2.0	2.1	1.2	1.3							
Avg. Stride Freq. [Hz]	2.5	2.5	2.4	2.4	2.4	2.3							
Avg. Stride Length [m]	6.7	7.4	7.4	7.1	6.9	6.6							





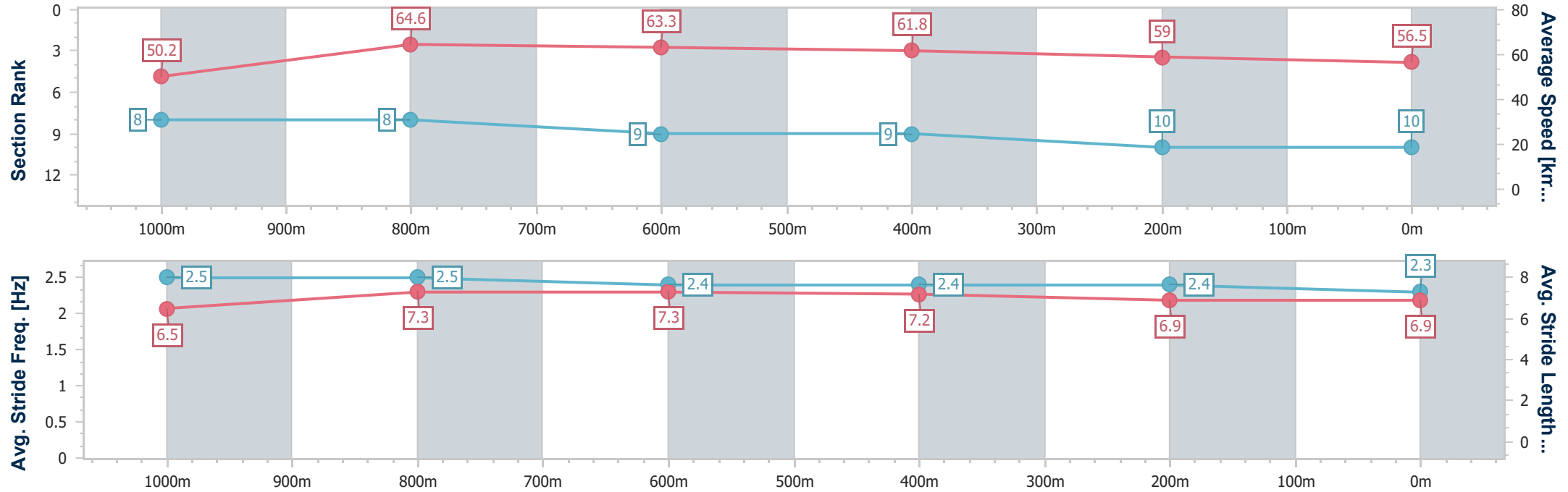
Horse/Jockey Name	Shalzer
Final Rank	10
Fastest Section Time (Section)	0:11.09 (1000m)
Top Speed [km/h] (Section)	66.7 (1000m)
Race State	Finished



Ipswich QLD Professional
Race 2: GREAT NORTHERN Fillies and Mares Maiden Handicap
- 1200m
12 February 2025 - 14:13
Track Rating: Soft 6, Weather: Overcast, Rail Position: +6.5m Entire



Section	Overall	1000m	800m	600m	400m	200m							
Section Times	1:13.14 [10] (0:14.36)	0:58.78 [8] (0:11.09)	0:47.69 [8] (0:11.27)	0:36.42 [9] (0:11.58)	0:24.84 [9] (0:12.07)	0:12.77 [10] (0:12.77)							
Average Speed [km/h]	50.2	64.6	63.3	61.8	59.0	56.5							
Top Speed [km/h]	66.6	66.7	64.6	62.7	60.6	58.0							
Avg. Dist. to Rail [m]	0.5	1.3	2.1	1.8	2.1	1.5							
Avg. Stride Freq. [Hz]	2.5	2.5	2.4	2.4	2.4	2.3							
Avg. Stride Length [m]	6.5	7.3	7.3	7.2	6.9	6.9							





Ipswich QLD Professional
Race 3: SCHWEPPE'S BENCHMARK 70 Handicap - 1690m
12 February 2025 - 14:48



Track Rating: Soft 6, Weather: Overcast, Rail Position: +6.5m Entire

Section						Overall	1400m	1200m	1000m	800m	600m	400m	Last 600m	
Field Times						1:46.01 (0:21.70)	1:24.31 (0:13.02)	1:11.29 (0:12.52)	0:58.77 (0:12.25)	0:46.52 (0:11.41)	0:35.11 (0:11.23)	0:23.88 (0:11.68)	0:35.11	
Rank	TAB	Horse/Jockey	Barrier	Top Speed [km/h]	Fastest Section								Distance Travelled [m]	
1	4	SUPER CHILLED	2	65.1	0:11.21	1:46.01 [1]	1:24.14 [2]	1:11.17 [2]	0:58.66 [2]	0:46.47 [2]	0:35.08 [2]	0:23.87 [2]	0:35.08	
		Ryan Maloney		600m	600m	(0:21.87)	(0:12.97)	(0:12.51)	(0:12.19)	(0:11.39)	(0:11.21)	(0:11.67)		
2	1	TEXAS	3	65.2	0:11.13	1:46.23 [2]	1:23.90 [4]	1:11.08 [3]	0:58.58 [3]	0:46.41 [4]	0:34.92 [4]	0:23.79 [4]	0:34.92 +0	
		Dan McGillivray		600m	600m	(0:22.33)	(0:12.82)	(0:12.50)	(0:12.17)	(0:11.49)	(0:11.13)	(0:11.59)		
3	3	BANDASHA	4	65.0	0:11.18	1:46.32 [3]	1:24.21 [3]	1:11.17 [4]	0:58.63 [4]	0:46.52 [3]	0:35.10 [3]	0:23.92 [3]	0:35.10 +3	
		Martin Harley		600m	600m	(0:22.11)	(0:13.04)	(0:12.54)	(0:12.11)	(0:11.42)	(0:11.18)	(0:11.76)		
4	6	AUTUMN MISS	1	65.3	0:11.23	1:46.69 [4]	1:24.99 [1]	1:11.97 [1]	0:59.45 [1]	0:47.20 [1]	0:35.79 [1]	0:24.56 [1]	0:35.79 -4	
		Ron Stewart		600m	600m	(0:21.70)	(0:13.02)	(0:12.52)	(0:12.25)	(0:11.41)	(0:11.23)	(0:11.87)		

Scratched: Grinzinger Knight (#2), Ichiban (#5)



Ipswich QLD Professional
Race 3: SCHWEPPES BENCHMARK 70 Handicap - 1690m
12 February 2025 - 14:48



Track Rating: Soft 6, Weather: Overcast, Rail Position: +6.5m Entire

Section		200m					Last 600m		
Field Times		0:12.20 (0:12.20)					0:35.11		
Rank	TAB	Horse/Jockey	Barrier	Top Speed [km/h]	Fastest Section	Margin		Distance Travelled [m]	
1	4	SUPER CHILLED	2	65.1	0:11.21	0:12.20 [1]	1:46.01	0:35.08	
		Ryan Maloney		600m	600m	(0:12.20)			
2	1	TEXAS	3	65.2	0:11.13	0:12.20 [3]	1.3L	0:34.92	+0
		Dan McGillivray		600m	600m	(0:12.20)			
3	3	BANDASHA	4	65.0	0:11.18	0:12.16 [4]	1.83L	0:35.10	+3
		Martin Harley		600m	600m	(0:12.16)			
4	6	AUTUMN MISS	1	65.3	0:11.23	0:12.69 [2]	4.01L	0:35.79	-4
		Ron Stewart		600m	600m	(0:12.69)			

Scratched: Grinzinger Knight (#2), Ichiban (#5)



Horse/Jockey Name	Super Chilled
Final Rank	1
Fastest Section Time (Section)	0:11.21 (600m)
Top Speed [km/h] (Section)	65.1 (600m)
Race State	Finished



Ipswich QLD Professional

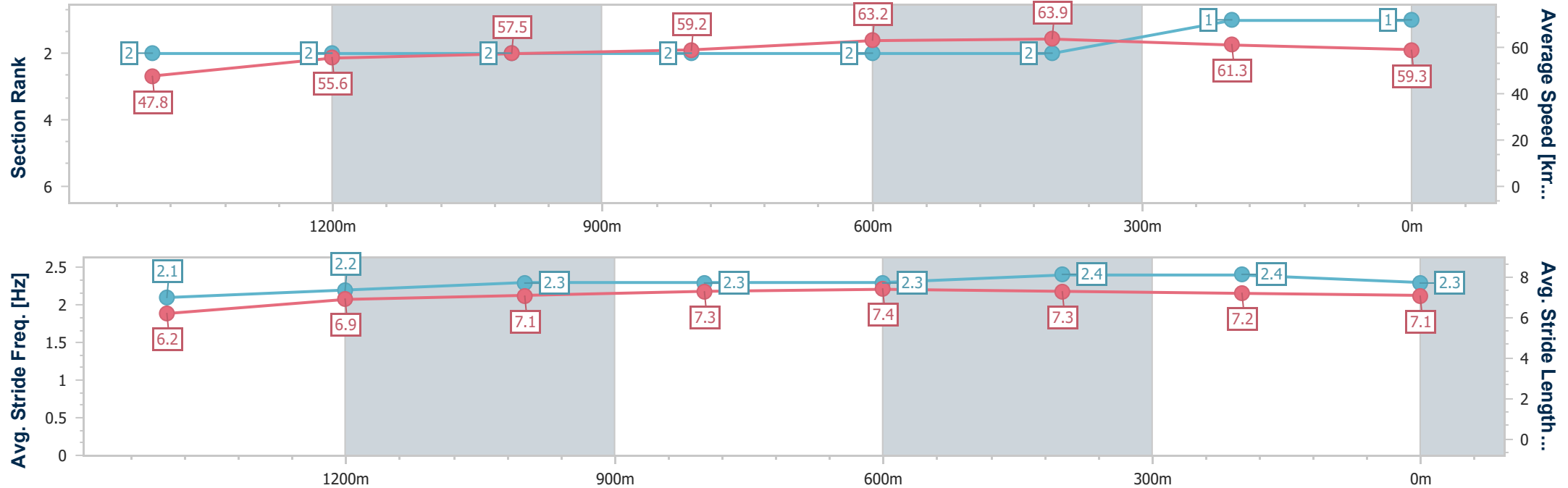
Race 3: SCHWEPPE'S BENCHMARK 70 Handicap - 1690m

12 February 2025 - 14:48

Track Rating: Soft 6, Weather: Overcast, Rail Position: +6.5m Entire



Section	Overall	1400m	1200m	1000m	800m	600m	400m	200m					
Section Times	1:46.01 [1] (0:21.87)	1:24.14 [2] (0:12.97)	1:11.17 [2] (0:12.51)	0:58.66 [2] (0:12.19)	0:46.47 [2] (0:11.39)	0:35.08 [2] (0:11.21)	0:23.87 [2] (0:11.67)	0:12.20 [1] (0:12.20)					
Average Speed [km/h]	47.8	55.6	57.5	59.2	63.2	63.9	61.3	59.3					
Top Speed [km/h]	54.9	56.4	58.1	60.8	64.8	65.1	62.9	60.8					
Avg. Dist. to Rail [m]	1.3	0.2	0.1	0.1	0.4	0.8	0.8	0.2					
Avg. Stride Freq. [Hz]	2.1	2.2	2.3	2.3	2.3	2.4	2.4	2.3					
Avg. Stride Length [m]	6.2	6.9	7.1	7.3	7.4	7.3	7.2	7.1					



- [] Ranking at each section and finish
- .-.- No data available at this section
- NA No data available



Horse/Jockey Name	Texas
Final Rank	2
Fastest Section Time (Section)	0:11.13 (600m)
Top Speed [km/h] (Section)	65.2 (600m)
Race State	Finished



Ipswich QLD Professional

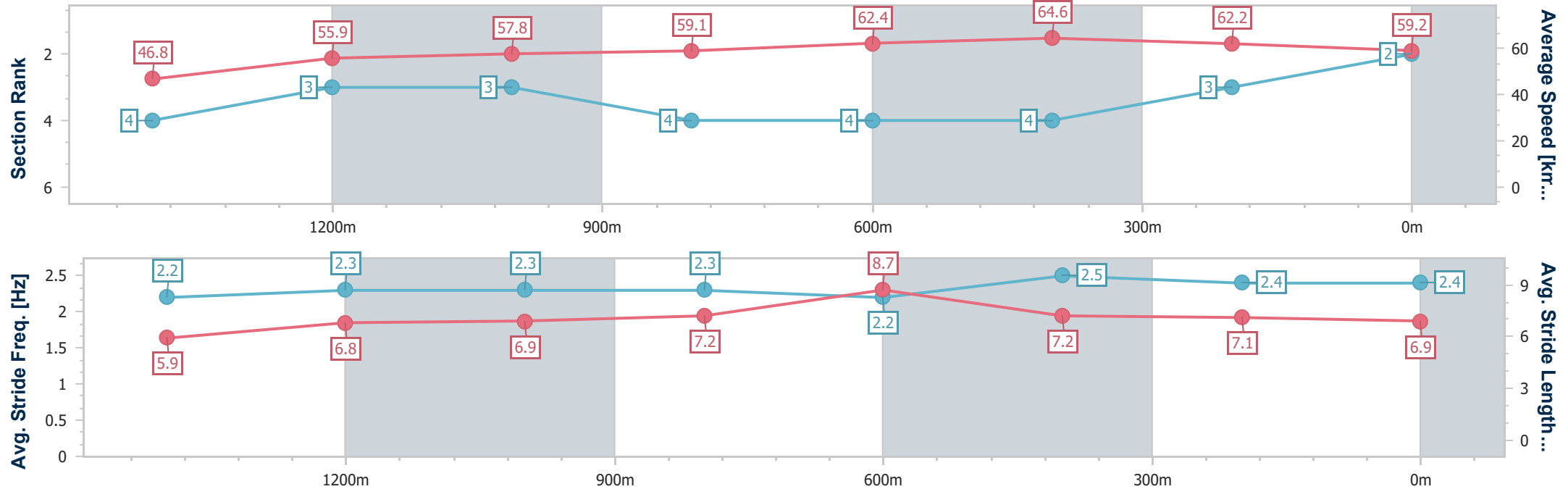
Race 3: SCHWEPPE'S BENCHMARK 70 Handicap - 1690m

12 February 2025 - 14:48

Track Rating: Soft 6, Weather: Overcast, Rail Position: +6.5m Entire



Section	Overall	1400m	1200m	1000m	800m	600m	400m	200m					
Section Times	1:46.23 [2] (0:22.33)	1:23.90 [4] (0:12.82)	1:11.08 [3] (0:12.50)	0:58.58 [3] (0:12.17)	0:46.41 [4] (0:11.49)	0:34.92 [4] (0:11.13)	0:23.79 [4] (0:11.59)	0:12.20 [3] (0:12.20)					
Average Speed [km/h]	46.8	55.9	57.8	59.1	62.4	64.6	62.2	59.2					
Top Speed [km/h]	56.4	57.9	58.7	60.9	64.5	65.2	64.2	61.1					
Avg. Dist. to Rail [m]	2.3	0.8	0.8	0.5	0.9	0.8	0.9	1.4					
Avg. Stride Freq. [Hz]	2.2	2.3	2.3	2.3	2.2	2.5	2.4	2.4					
Avg. Stride Length [m]	5.9	6.8	6.9	7.2	8.7	7.2	7.1	6.9					



[] Ranking at each section and finish
- - - - No data available at this section
NA No data available



Horse/Jockey Name	Bandasha
Final Rank	3
Fastest Section Time (Section)	0:11.18 (600m)
Top Speed [km/h] (Section)	65.0 (600m)
Race State	Finished



Ipswich QLD Professional

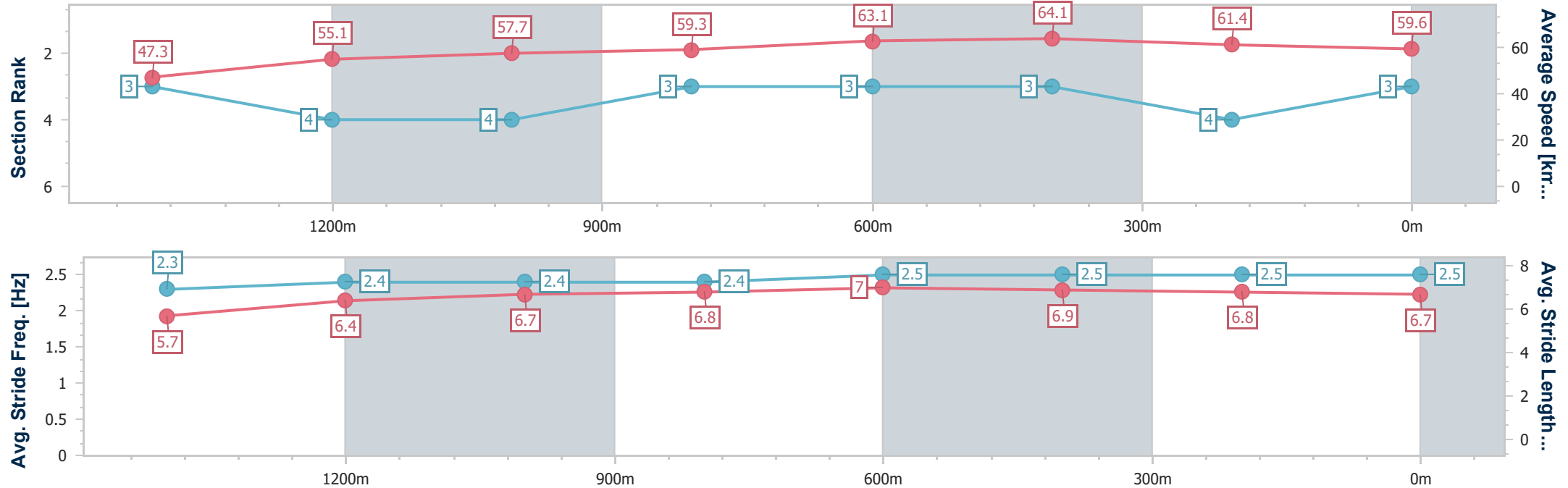
Race 3: SCHWEPPE'S BENCHMARK 70 Handicap - 1690m

12 February 2025 - 14:48

Track Rating: Soft 6, Weather: Overcast, Rail Position: +6.5m Entire



Section	Overall	1400m	1200m	1000m	800m	600m	400m	200m					
Section Times	1:46.32 [3] (0:22.11)	1:24.21 [3] (0:13.04)	1:11.17 [4] (0:12.54)	0:58.63 [4] (0:12.11)	0:46.52 [3] (0:11.42)	0:35.10 [3] (0:11.18)	0:23.92 [3] (0:11.76)	0:12.16 [4] (0:12.16)					
Average Speed [km/h]	47.3	55.1	57.7	59.3	63.1	64.1	61.4	59.6					
Top Speed [km/h]	54.0	56.4	58.2	60.6	64.4	65.0	62.8	61.1					
Avg. Dist. to Rail [m]	2.2	0.2	0.3	0.4	0.4	0.6	2.2	3.6					
Avg. Stride Freq. [Hz]	2.3	2.4	2.4	2.4	2.5	2.5	2.5	2.5					
Avg. Stride Length [m]	5.7	6.4	6.7	6.8	7.0	6.9	6.8	6.7					



- [] Ranking at each section and finish
- .-.- No data available at this section
- NA No data available



Horse/Jockey Name	Autumn Miss
Final Rank	4
Fastest Section Time (Section)	0:11.23 (600m)
Top Speed [km/h] (Section)	65.3 (600m)
Race State	Finished



Ipswich QLD Professional

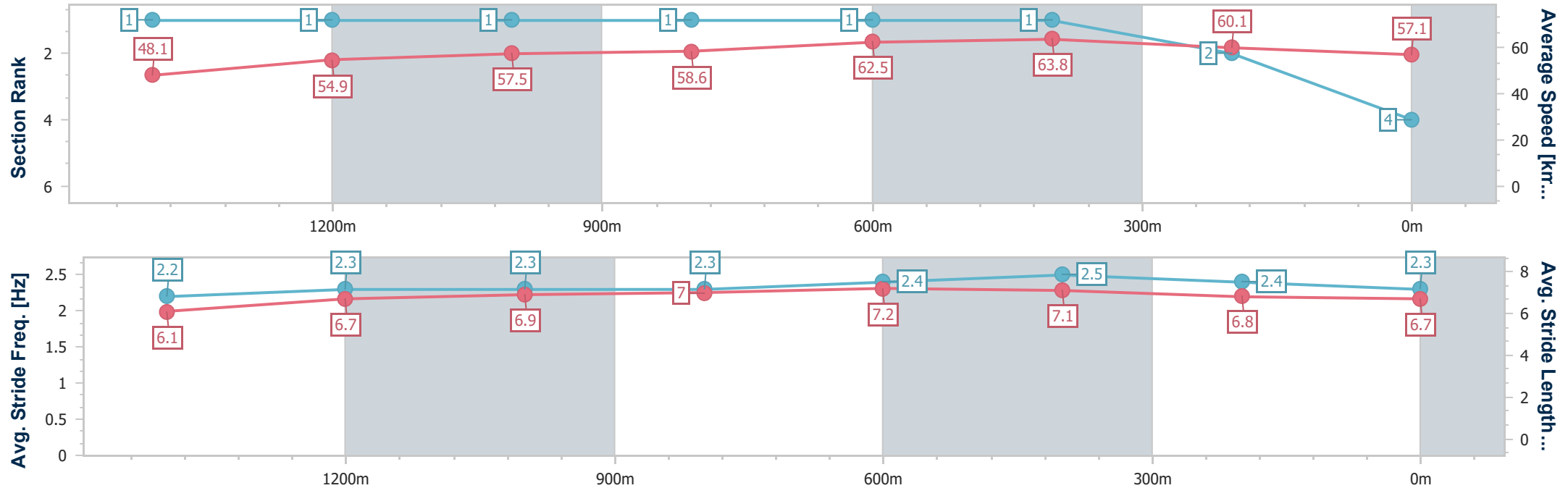
Race 3: SCHWEPPE'S BENCHMARK 70 Handicap - 1690m

12 February 2025 - 14:48

Track Rating: Soft 6, Weather: Overcast, Rail Position: +6.5m Entire



Section	Overall	1400m	1200m	1000m	800m	600m	400m	200m					
Section Times	1:46.69 [4] (0:21.70)	1:24.99 [1] (0:13.02)	1:11.97 [1] (0:12.52)	0:59.45 [1] (0:12.25)	0:47.20 [1] (0:11.41)	0:35.79 [1] (0:11.23)	0:24.56 [1] (0:11.87)	0:12.69 [2] (0:12.69)					
Average Speed [km/h]	48.1	54.9	57.5	58.6	62.5	63.8	60.1	57.1					
Top Speed [km/h]	55.7	56.2	58.2	60.8	64.2	65.3	62.4	58.5					
Avg. Dist. to Rail [m]	1.3	1.2	0.7	0.9	1.8	1.6	1.8	1.0					
Avg. Stride Freq. [Hz]	2.2	2.3	2.3	2.3	2.4	2.5	2.4	2.3					
Avg. Stride Length [m]	6.1	6.7	6.9	7.0	7.2	7.1	6.8	6.7					



- [] Ranking at each section and finish
- .-.- No data available at this section
- NA No data available



Ipswich QLD Professional
Race 4: INGLIS XTRA BONUS SERIES QTIS Three-Year-Old Maiden Plate
- 1200m

12 February 2025 - 15:23



Track Rating: Soft 6, Weather: Overcast, Rail Position: +6.5m Entire

Section						Overall	1000m	800m	600m	400m	200m	Last 600m	
Field Times						1:10.94 (0:13.59)	0:57.35 (0:10.67)	0:46.68 (0:11.24)	0:35.44 (0:11.33)	0:24.11 (0:11.68)	0:12.43 (0:12.43)	0:35.44	
Rank	TAB	Horse/Jockey	Barrier	Top Speed [km/h]	Fastest Section							Margin	Distance Travelled [m]
1	6	ANNIE ONE READY	2	66.7	0:11.01	1:10.94 [1]	0:56.63 [9]	0:45.62 [8]	0:34.36 [8]	0:22.84 [6]	0:11.56 [4]	1:10.94	0:34.36
		James Orman		1000m	1000m	(0:14.31)	(0:11.01)	(0:11.26)	(0:11.52)	(0:11.28)	(0:11.56)		
2	17	CHAMPAGNE TOWER	10	68.5	0:10.91	1:11.21 [2]	0:57.25 [4]	0:46.34 [4]	0:34.91 [5]	0:23.15 [5]	0:11.61 [5]	1.57L	0:34.91 +2
		Angela Jones		1000m	1000m	(0:13.96)	(0:10.91)	(0:11.43)	(0:11.76)	(0:11.54)	(0:11.61)		
3	1	INSAIN	12	70.8	0:10.67	1:11.24 [3]	0:57.65 [1]	0:46.98 [1]	0:35.74 [1]	0:24.41 [1]	0:12.73 [1]	1.73L	0:35.74 -2
		Kyle Wilson-Taylor		Overall	1000m	(0:13.59)	(0:10.67)	(0:11.24)	(0:11.33)	(0:11.68)	(0:12.73)		
4	7	DAZZLING DIAMOND	1	67.8	0:10.93	1:11.32 [4]	0:57.21 [6]	0:46.28 [5]	0:35.09 [4]	0:23.65 [3]	0:12.06 [3]	2.24L	0:35.09 -6
		Cody Collis		1000m	1000m	(0:14.11)	(0:10.93)	(0:11.19)	(0:11.44)	(0:11.59)	(0:12.06)		
5	15	BUSKER	8	66.2	0:11.02	1:11.34 [5]	0:56.77 [12]	0:45.75 [11]	0:34.36 [11]	0:22.85 [11]	0:11.46 [9]	2.34L	0:34.36 +4
		Vlad Duric		1000m	1000m	(0:14.57)	(0:11.02)	(0:11.39)	(0:11.51)	(0:11.39)	(0:11.46)		
6	4	WARRIOR HEAD	9	67.6	0:10.94	1:11.36 [6]	0:57.25 [7]	0:46.31 [6]	0:34.85 [7]	0:23.05 [9]	0:11.53 [8]	2.46L	0:34.85 +1
		Andrew Mallyon		1000m	1000m	(0:14.11)	(0:10.94)	(0:11.46)	(0:11.80)	(0:11.52)	(0:11.53)		
7	10	MACONDA	3	68.3	0:11.00	1:11.44 [7]	0:57.36 [5]	0:46.36 [7]	0:35.01 [6]	0:23.28 [7]	0:11.65 [6]	2.92L	0:35.01 +1
		Ryan Maloney		1000m	1000m	(0:14.08)	(0:11.00)	(0:11.35)	(0:11.73)	(0:11.63)	(0:11.65)		
8	9	FLASH DRIVE	6	67.8	0:10.97	1:11.68 [8]	0:57.85 [3]	0:46.88 [3]	0:35.63 [2]	0:24.29 [2]	0:12.48 [2]	4.33L	0:35.63 -5
		Nikita Beriman		1000m	1000m	(0:13.83)	(0:10.97)	(0:11.25)	(0:11.34)	(0:11.81)	(0:12.48)		
9	2	LINWAR	5	66.7	0:10.97	1:11.71 [9]	0:57.17 [11]	0:46.20 [10]	0:34.89 [10]	0:23.51 [8]	0:11.88 [7]	4.49L	0:34.89 -4
		Mark Du Plessis		1000m	1000m	(0:14.54)	(0:10.97)	(0:11.31)	(0:11.38)	(0:11.63)	(0:11.88)		
10	13	EXPLOSIVE TYCOON	4	66.2	0:11.08	1:11.82 [10]	0:57.51 [9]	0:46.43 [9]	0:35.10 [9]	0:23.39 [10]	0:11.54 [10]	5.16L	0:35.10 -1
		Emily Lang		1000m	1000m	(0:14.31)	(0:11.08)	(0:11.33)	(0:11.71)	(0:11.85)	(0:11.54)		

Scratched: Ten Good Reasons (#14), Divine Di (#8), Wynette (#12), Rugby (#3), Zarippa (#5), Moscow Circus (#19), Kobability (#18), Stylish Angel (#20)

Report Created: Wed 12 February 2025 15:49 GMT (Note: Timing is based on position data)

Page 1/14

[] Ranking at each section and finish
-:-:- No data available at this section
NA No data available

SCN Saddle cloth number
DNF Did not finish
DNT Did not track

data processed by  TRIPLESDATA



Ipswich QLD Professional
Race 4: INGLIS XTRA BONUS SERIES QTIS Three-Year-Old Maiden Plate
- 1200m

12 February 2025 - 15:23



Track Rating: Soft 6, Weather: Overcast, Rail Position: +6.5m Entire

Section						Overall	1000m	800m	600m	400m	200m	Last 600m		
Field Times						1:10.94 (0:13.59)	0:57.35 (0:10.67)	0:46.68 (0:11.24)	0:35.44 (0:11.33)	0:24.11 (0:11.68)	0:12.43 (0:12.43)	0:35.44		
Rank	TAB	Horse/Jockey	Barrier	Top Speed [km/h]	Fastest Section							Margin		Distance Travelled [m]
11	16	VALLEY OF OWLS	7	68.3	0:11.08	1:14.35 [11]	1:00.67 [2]	0:49.59 [2]	0:38.14 [3]	0:26.34 [4]	0:13.99 [11]	20.05L	0:38.14	+0
		Jake Bayliss		Overall	1000m	(0:13.68)	(0:11.08)	(0:11.45)	(0:11.80)	(0:12.35)	(0:13.99)			
12	11	NUESTRA	11	69.4	0:11.46	1:23.28 [12]	1:08.97 [8]	0:57.51 [12]	0:45.55 [12]	0:32.89 [12]	0:19.02 [12]	72.54L	0:45.55	+0
		Bailey Wheeler		Overall	1000m	(0:14.31)	(0:11.46)	(0:11.96)	(0:12.66)	(0:13.87)	(0:19.02)			

Scratched: Ten Good Reasons (#14), Divine Di (#8), Wynette (#12), Rugby (#3), Zarippa (#5), Moscow Circus (#19), Kobability (#18), Stylish Angel (#20)



Horse/Jockey Name	Annie One Ready
Final Rank	1
Fastest Section Time (Section)	0:11.01 (1000m)
Top Speed [km/h] (Section)	66.7 (1000m)
Race State	Finished

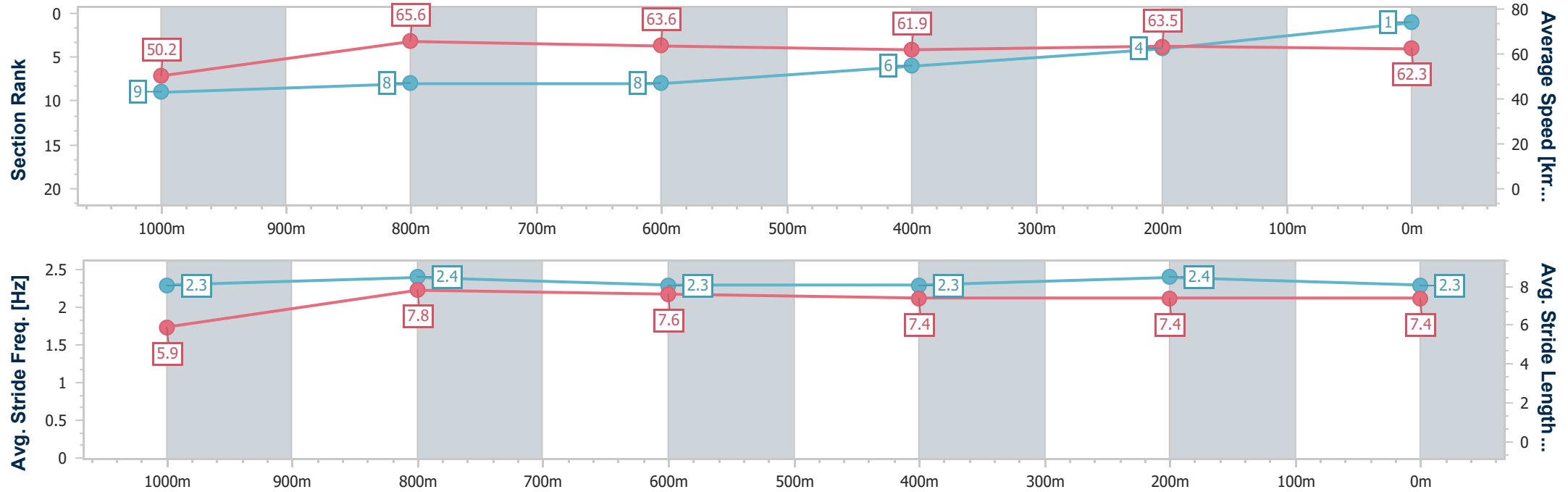


Ipswich QLD Professional
Race 4: INGLIS XTRA BONUS SERIES QTIS Three-Year-Old
Maiden Plate - 1200m
12 February 2025 - 15:23



Track Rating: Soft 6, Weather: Overcast, Rail Position: +6.5m Entire

Section	Overall	1000m	800m	600m	400m	200m							
Section Times	1:10.94 [1] (0:14.31)	0:56.63 [9] (0:11.01)	0:45.62 [8] (0:11.26)	0:34.36 [8] (0:11.52)	0:22.84 [6] (0:11.28)	0:11.56 [4] (0:11.56)							
Average Speed [km/h]	50.2	65.6	63.6	61.9	63.5	62.3							
Top Speed [km/h]	66.1	66.7	64.3	62.6	65.9	64.1							
Avg. Dist. to Rail [m]	1.7	0.6	1.4	1.8	1.1	0.5							
Avg. Stride Freq. [Hz]	2.3	2.4	2.3	2.3	2.4	2.3							
Avg. Stride Length [m]	5.9	7.8	7.6	7.4	7.4	7.4							





Horse/Jockey Name	Champagne Tower
Final Rank	2
Fastest Section Time (Section)	0:10.91 (1000m)
Top Speed [km/h] (Section)	68.5 (1000m)
Race State	Finished

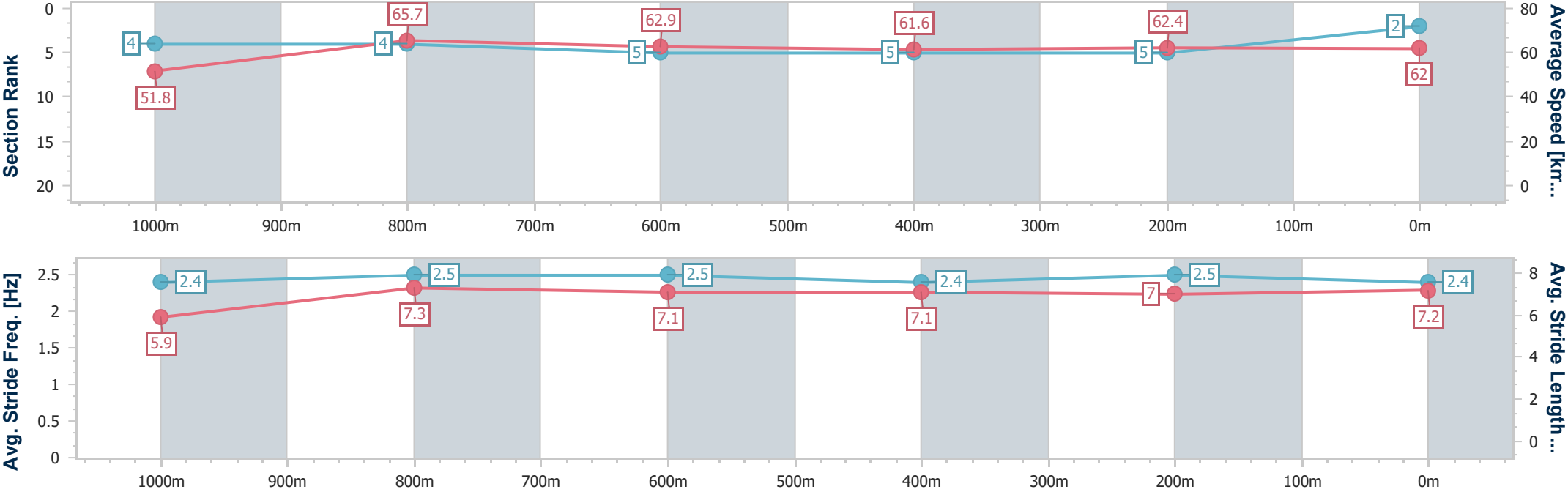


Ipswich QLD Professional
Race 4: INGLIS XTRA BONUS SERIES QTIS Three-Year-Old
Maiden Plate - 1200m
12 February 2025 - 15:23



Track Rating: Soft 6, Weather: Overcast, Rail Position: +6.5m Entire

Section	Overall	1000m	800m	600m	400m	200m							
Section Times	1:11.21 [2] (0:13.96)	0:57.25 [4] (0:10.91)	0:46.34 [4] (0:11.43)	0:34.91 [5] (0:11.76)	0:23.15 [5] (0:11.54)	0:11.61 [5] (0:11.61)							
Average Speed [km/h]	51.8	65.7	62.9	61.6	62.4	62.0							
Top Speed [km/h]	68.2	68.5	64.0	62.2	63.5	62.9							
Avg. Dist. to Rail [m]	7.3	0.6	0.3	0.9	1.2	2.1							
Avg. Stride Freq. [Hz]	2.4	2.5	2.5	2.4	2.5	2.4							
Avg. Stride Length [m]	5.9	7.3	7.1	7.1	7.0	7.2							





Horse/Jockey Name	Insain
Final Rank	3
Fastest Section Time (Section)	0:10.67 (1000m)
Top Speed [km/h] (Section)	70.8 (Overall)
Race State	Finished

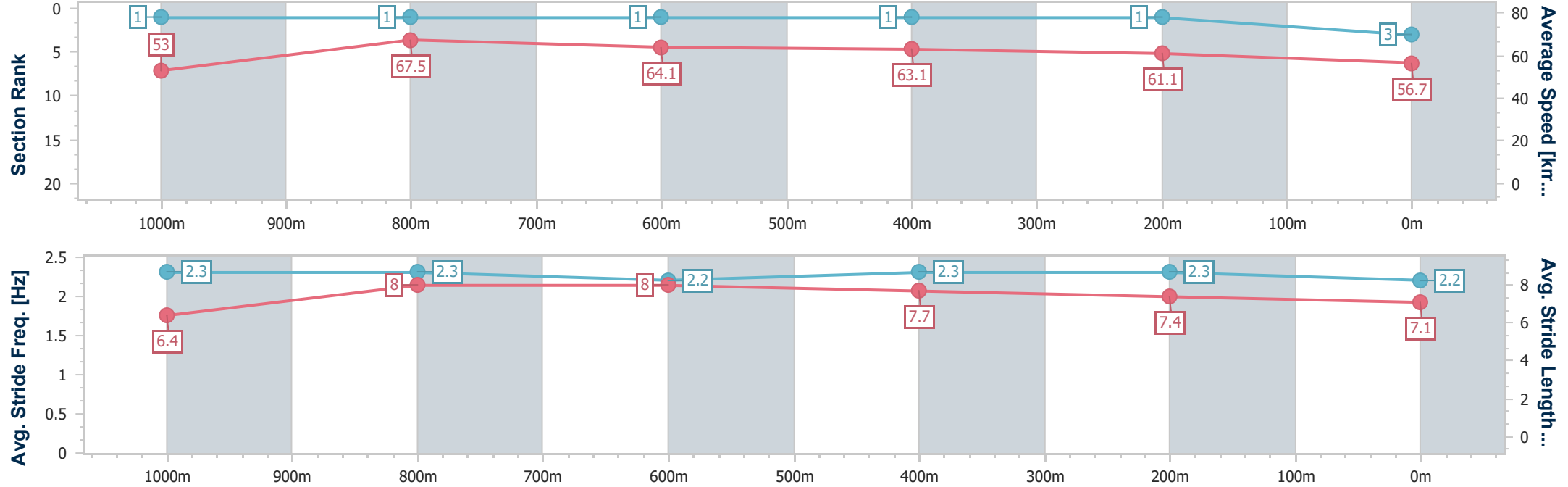


Ipswich QLD Professional
Race 4: INGLIS XTRA BONUS SERIES QTIS Three-Year-Old
Maiden Plate - 1200m
12 February 2025 - 15:23



Track Rating: Soft 6, Weather: Overcast, Rail Position: +6.5m Entire

Section	Overall	1000m	800m	600m	400m	200m							
Section Times	1:11.24 [3] (0:13.59)	0:57.65 [1] (0:10.67)	0:46.98 [1] (0:11.24)	0:35.74 [1] (0:11.33)	0:24.41 [1] (0:11.68)	0:12.73 [1] (0:12.73)							
Average Speed [km/h]	53.0	67.5	64.1	63.1	61.1	56.7							
Top Speed [km/h]	70.8	70.5	65.1	63.6	62.6	58.7							
Avg. Dist. to Rail [m]	10.9	1.2	1.0	1.3	2.0	2.1							
Avg. Stride Freq. [Hz]	2.3	2.3	2.2	2.3	2.3	2.2							
Avg. Stride Length [m]	6.4	8.0	8.0	7.7	7.4	7.1							





Horse/Jockey Name	Dazzling Diamond
Final Rank	4
Fastest Section Time (Section)	0:10.93 (1000m)
Top Speed [km/h] (Section)	67.8 (1000m)
Race State	Finished

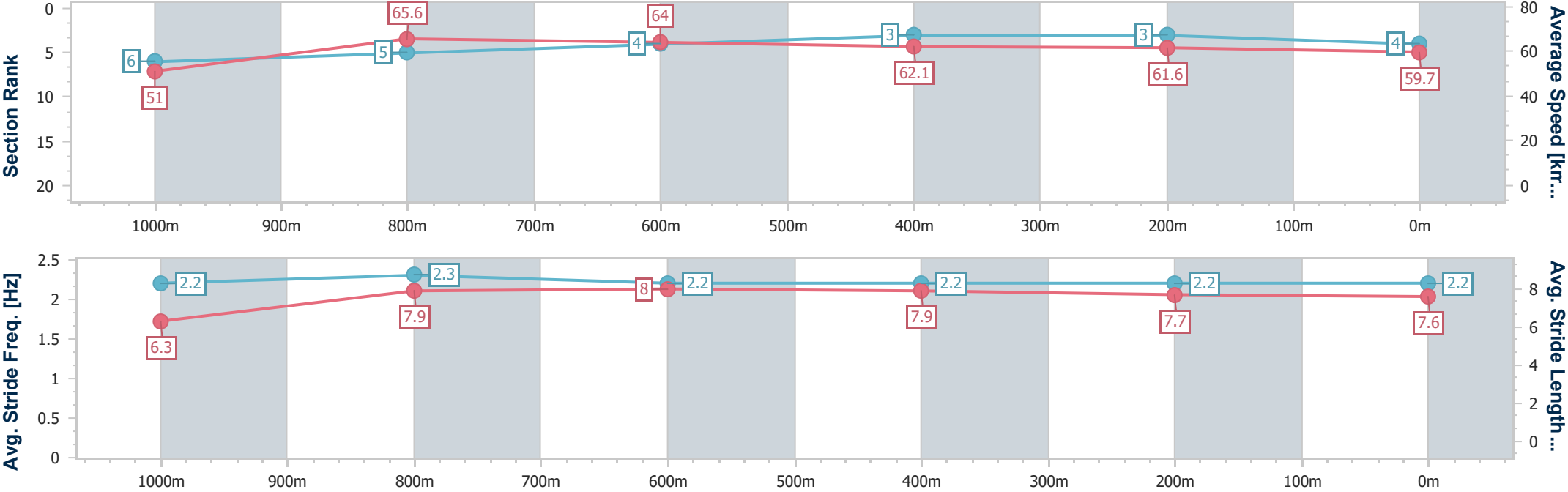


Ipswich QLD Professional
Race 4: INGLIS XTRA BONUS SERIES QTIS Three-Year-Old
Maiden Plate - 1200m
12 February 2025 - 15:23



Track Rating: Soft 6, Weather: Overcast, Rail Position: +6.5m Entire

Section	Overall	1000m	800m	600m	400m	200m							
Section Times	1:11.32 [4] (0:14.11)	0:57.21 [6] (0:10.93)	0:46.28 [5] (0:11.19)	0:35.09 [4] (0:11.44)	0:23.65 [3] (0:11.59)	0:12.06 [3] (0:12.06)							
Average Speed [km/h]	51.0	65.6	64.0	62.1	61.6	59.7							
Top Speed [km/h]	67.0	67.8	64.8	62.8	62.8	60.4							
Avg. Dist. to Rail [m]	1.2	0.9	2.2	2.7	2.3	1.5							
Avg. Stride Freq. [Hz]	2.2	2.3	2.2	2.2	2.2	2.2							
Avg. Stride Length [m]	6.3	7.9	8.0	7.9	7.7	7.6							





Horse/Jockey Name	Busker
Final Rank	5
Fastest Section Time (Section)	0:11.02 (1000m)
Top Speed [km/h] (Section)	66.2 (1000m)
Race State	Finished

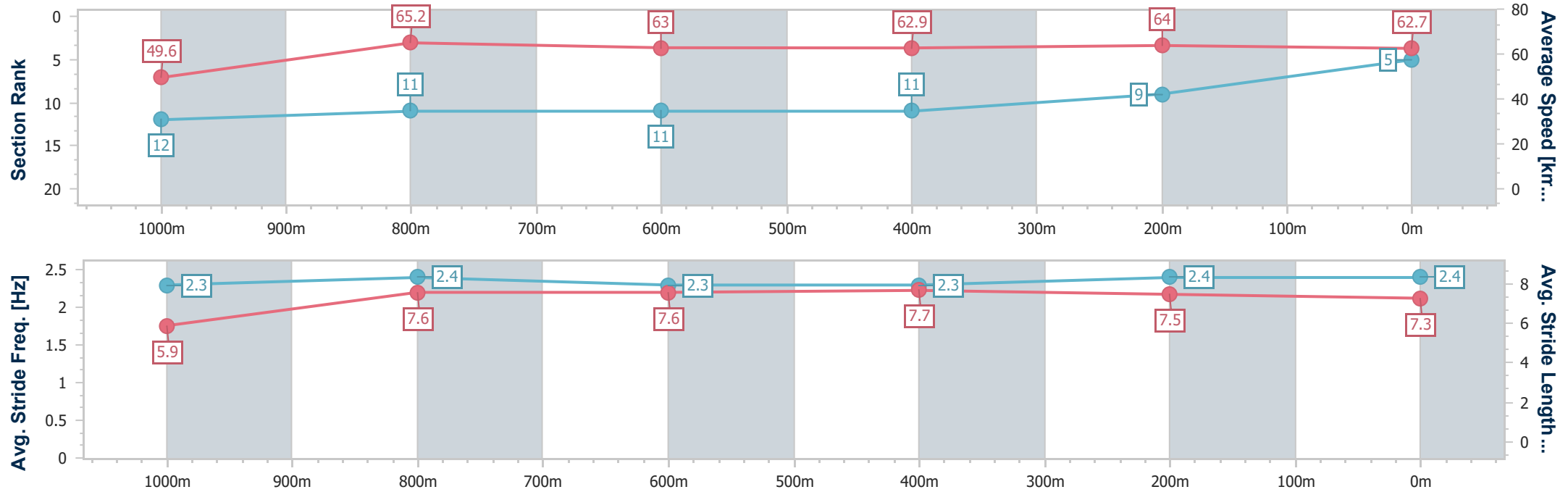


Ipswich QLD Professional
Race 4: INGLIS XTRA BONUS SERIES QTIS Three-Year-Old
Maiden Plate - 1200m
12 February 2025 - 15:23



Track Rating: Soft 6, Weather: Overcast, Rail Position: +6.5m Entire

Section	Overall	1000m	800m	600m	400m	200m								
Section Times	1:11.34 [5] (0:14.57)	0:56.77 [12] (0:11.02)	0:45.75 [11] (0:11.39)	0:34.36 [11] (0:11.51)	0:22.85 [11] (0:11.39)	0:11.46 [9] (0:11.46)								
Average Speed [km/h]	49.6	65.2	63.0	62.9	64.0	62.7								
Top Speed [km/h]	66.1	66.2	64.0	63.7	65.1	65.0								
Avg. Dist. to Rail [m]	5.2	0.3	0.8	0.7	3.8	6.1								
Avg. Stride Freq. [Hz]	2.3	2.4	2.3	2.3	2.4	2.4								
Avg. Stride Length [m]	5.9	7.6	7.6	7.7	7.5	7.3								





Horse/Jockey Name	Warrior Head
Final Rank	6
Fastest Section Time (Section)	0:10.94 (1000m)
Top Speed [km/h] (Section)	67.6 (1000m)
Race State	Finished

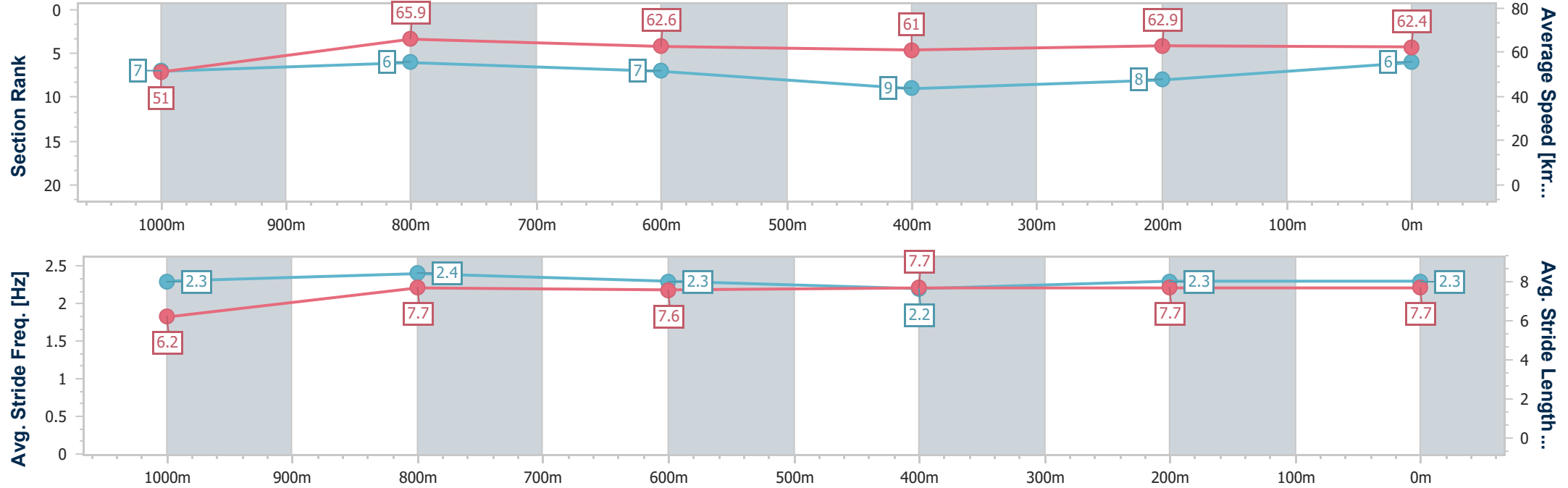


Ipswich QLD Professional
Race 4: INGLIS XTRA BONUS SERIES QTIS Three-Year-Old
Maiden Plate - 1200m
12 February 2025 - 15:23



Track Rating: Soft 6, Weather: Overcast, Rail Position: +6.5m Entire

Section	Overall	1000m	800m	600m	400m	200m							
Section Times	1:11.36 [6] (0:14.11)	0:57.25 [7] (0:10.94)	0:46.31 [6] (0:11.46)	0:34.85 [7] (0:11.80)	0:23.05 [9] (0:11.52)	0:11.53 [8] (0:11.53)							
Average Speed [km/h]	51.0	65.9	62.6	61.0	62.9	62.4							
Top Speed [km/h]	67.4	67.6	63.6	62.3	63.8	63.7							
Avg. Dist. to Rail [m]	5.6	0.5	0.5	0.3	2.0	3.6							
Avg. Stride Freq. [Hz]	2.3	2.4	2.3	2.2	2.3	2.3							
Avg. Stride Length [m]	6.2	7.7	7.6	7.7	7.7	7.7							



- [] Ranking at each section and finish
- .-.- No data available at this section
- NA No data available



Horse/Jockey Name	Maconda
Final Rank	7
Fastest Section Time (Section)	0:11.00 (1000m)
Top Speed [km/h] (Section)	68.3 (1000m)
Race State	Finished

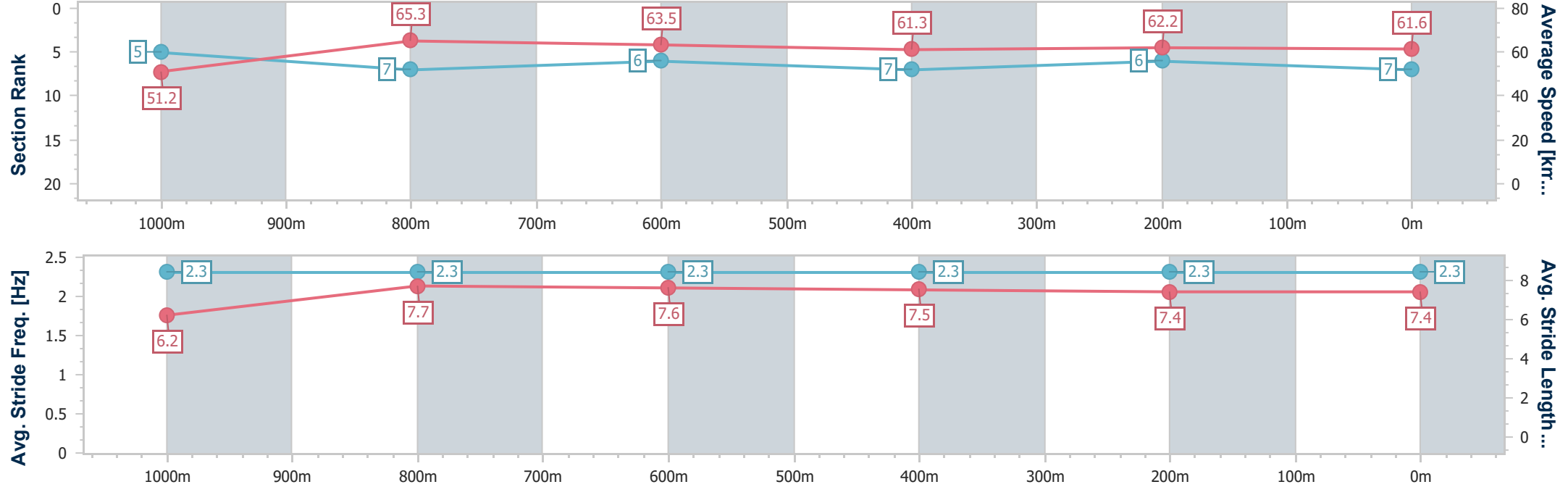


Ipswich QLD Professional
Race 4: INGLIS XTRA BONUS SERIES QTIS Three-Year-Old
Maiden Plate - 1200m
12 February 2025 - 15:23



Track Rating: Soft 6, Weather: Overcast, Rail Position: +6.5m Entire

Section	Overall	1000m	800m	600m	400m	200m								
Section Times	1:11.44 [7] (0:14.08)	0:57.36 [5] (0:11.00)	0:46.36 [7] (0:11.35)	0:35.01 [6] (0:11.73)	0:23.28 [7] (0:11.63)	0:11.65 [6] (0:11.65)								
Average Speed [km/h]	51.2	65.3	63.5	61.3	62.2	61.6								
Top Speed [km/h]	66.8	68.3	64.2	62.6	63.6	63.5								
Avg. Dist. to Rail [m]	2.9	0.3	0.5	0.2	1.0	1.2								
Avg. Stride Freq. [Hz]	2.3	2.3	2.3	2.3	2.3	2.3								
Avg. Stride Length [m]	6.2	7.7	7.6	7.5	7.4	7.4								





Horse/Jockey Name	Flash Drive
Final Rank	8
Fastest Section Time (Section)	0:10.97 (1000m)
Top Speed [km/h] (Section)	67.8 (1000m)
Race State	Finished

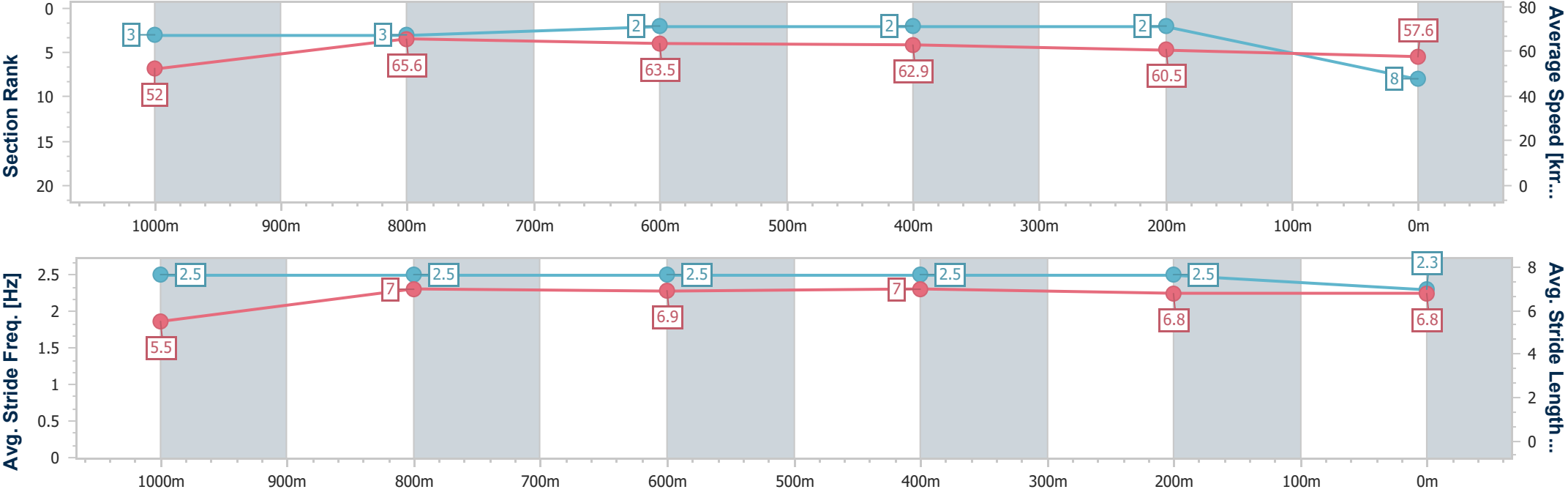


Ipswich QLD Professional
Race 4: INGLIS XTRA BONUS SERIES QTIS Three-Year-Old
Maiden Plate - 1200m
12 February 2025 - 15:23



Track Rating: Soft 6, Weather: Overcast, Rail Position: +6.5m Entire

Section	Overall	1000m	800m	600m	400m	200m								
Section Times	1:11.68 [8] (0:13.83)	0:57.85 [3] (0:10.97)	0:46.88 [3] (0:11.25)	0:35.63 [2] (0:11.34)	0:24.29 [2] (0:11.81)	0:12.48 [2] (0:12.48)								
Average Speed [km/h]	52.0	65.6	63.5	62.9	60.5	57.6								
Top Speed [km/h]	67.3	67.8	64.7	63.5	61.9	59.6								
Avg. Dist. to Rail [m]	4.4	0.9	2.1	2.5	1.3	0.4								
Avg. Stride Freq. [Hz]	2.5	2.5	2.5	2.5	2.5	2.3								
Avg. Stride Length [m]	5.5	7.0	6.9	7.0	6.8	6.8								





Horse/Jockey Name	Linwar
Final Rank	9
Fastest Section Time (Section)	0:10.97 (1000m)
Top Speed [km/h] (Section)	66.7 (1000m)
Race State	Finished

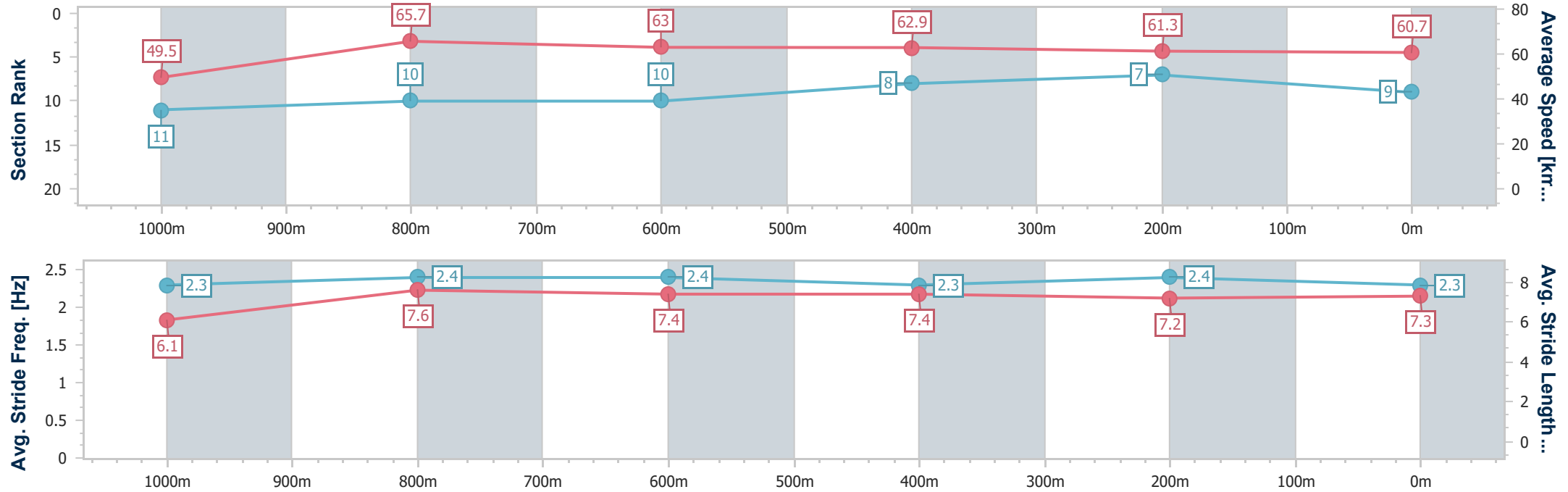


Ipswich QLD Professional
Race 4: INGLIS XTRA BONUS SERIES QTIS Three-Year-Old
Maiden Plate - 1200m
12 February 2025 - 15:23



Track Rating: Soft 6, Weather: Overcast, Rail Position: +6.5m Entire

Section	Overall	1000m	800m	600m	400m	200m							
Section Times	1:11.71 [9] (0:14.54)	0:57.17 [11] (0:10.97)	0:46.20 [10] (0:11.31)	0:34.89 [10] (0:11.38)	0:23.51 [8] (0:11.63)	0:11.88 [7] (0:11.88)							
Average Speed [km/h]	49.5	65.7	63.0	62.9	61.3	60.7							
Top Speed [km/h]	66.7	66.7	64.0	63.4	62.3	62.0							
Avg. Dist. to Rail [m]	3.0	0.7	1.8	2.3	1.6	1.2							
Avg. Stride Freq. [Hz]	2.3	2.4	2.4	2.3	2.4	2.3							
Avg. Stride Length [m]	6.1	7.6	7.4	7.4	7.2	7.3							





Horse/Jockey Name	Explosive Tycoon
Final Rank	10
Fastest Section Time (Section)	0:11.08 (1000m)
Top Speed [km/h] (Section)	66.2 (1000m)
Race State	Finished

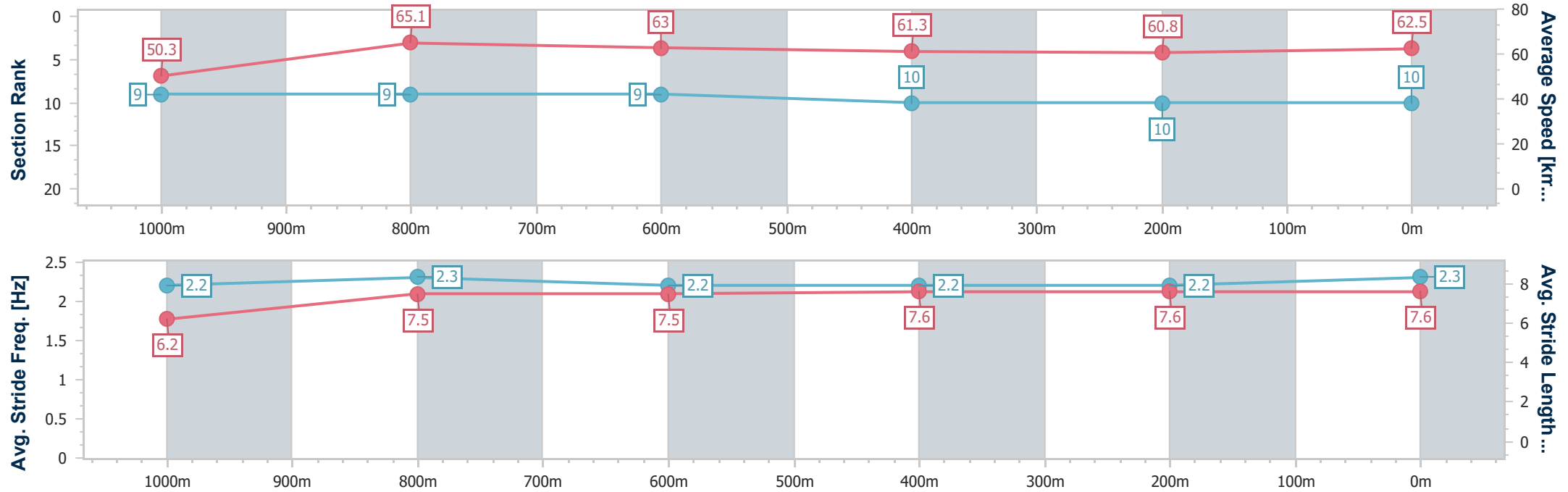


Ipswich QLD Professional
Race 4: INGLIS XTRA BONUS SERIES QTIS Three-Year-Old
Maiden Plate - 1200m
12 February 2025 - 15:23



Track Rating: Soft 6, Weather: Overcast, Rail Position: +6.5m Entire

Section	Overall	1000m	800m	600m	400m	200m							
Section Times	1:11.82 [10] (0:14.31)	0:57.51 [9] (0:11.08)	0:46.43 [9] (0:11.33)	0:35.10 [9] (0:11.71)	0:23.39 [10] (0:11.85)	0:11.54 [10] (0:11.54)							
Average Speed [km/h]	50.3	65.1	63.0	61.3	60.8	62.5							
Top Speed [km/h]	64.6	66.2	63.7	62.9	62.5	62.6							
Avg. Dist. to Rail [m]	3.3	0.3	1.3	0.9	1.0	2.5							
Avg. Stride Freq. [Hz]	2.2	2.3	2.2	2.2	2.2	2.3							
Avg. Stride Length [m]	6.2	7.5	7.5	7.6	7.6	7.6							





Horse/Jockey Name	Valley Of Owls
Final Rank	11
Fastest Section Time (Section)	0:11.08 (1000m)
Top Speed [km/h] (Section)	68.3 (Overall)
Race State	Finished

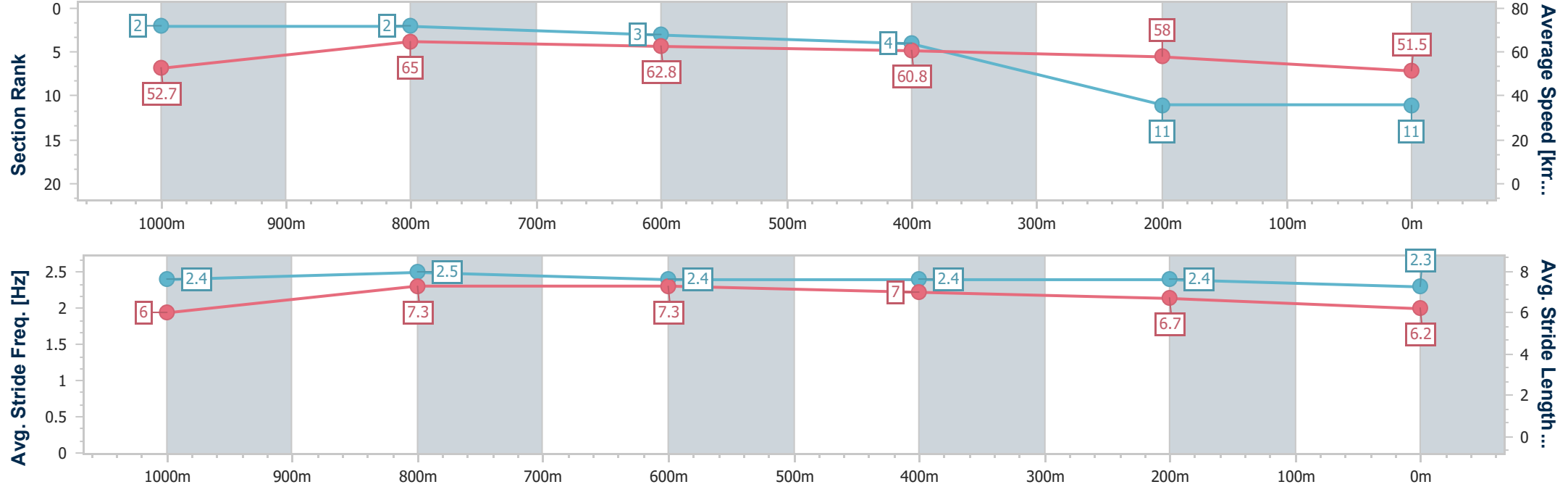


Ipswich QLD Professional
Race 4: INGLIS XTRA BONUS SERIES QTIS Three-Year-Old
Maiden Plate - 1200m
12 February 2025 - 15:23



Track Rating: Soft 6, Weather: Overcast, Rail Position: +6.5m Entire

Section	Overall	1000m	800m	600m	400m	200m							
Section Times	1:14.35 [11] (0:13.68)	1:00.67 [2] (0:11.08)	0:49.59 [2] (0:11.45)	0:38.14 [3] (0:11.80)	0:26.34 [4] (0:12.35)	0:13.99 [11] (0:13.99)							
Average Speed [km/h]	52.7	65.0	62.8	60.8	58.0	51.5							
Top Speed [km/h]	68.3	67.9	63.7	62.1	60.1	56.6							
Avg. Dist. to Rail [m]	5.9	0.5	0.8	0.6	0.7	0.3							
Avg. Stride Freq. [Hz]	2.4	2.5	2.4	2.4	2.4	2.3							
Avg. Stride Length [m]	6.0	7.3	7.3	7.0	6.7	6.2							





Horse/Jockey Name	Nuestra
Final Rank	12
Fastest Section Time (Section)	0:11.46 (1000m)
Top Speed [km/h] (Section)	69.4 (Overall)
Race State	Finished

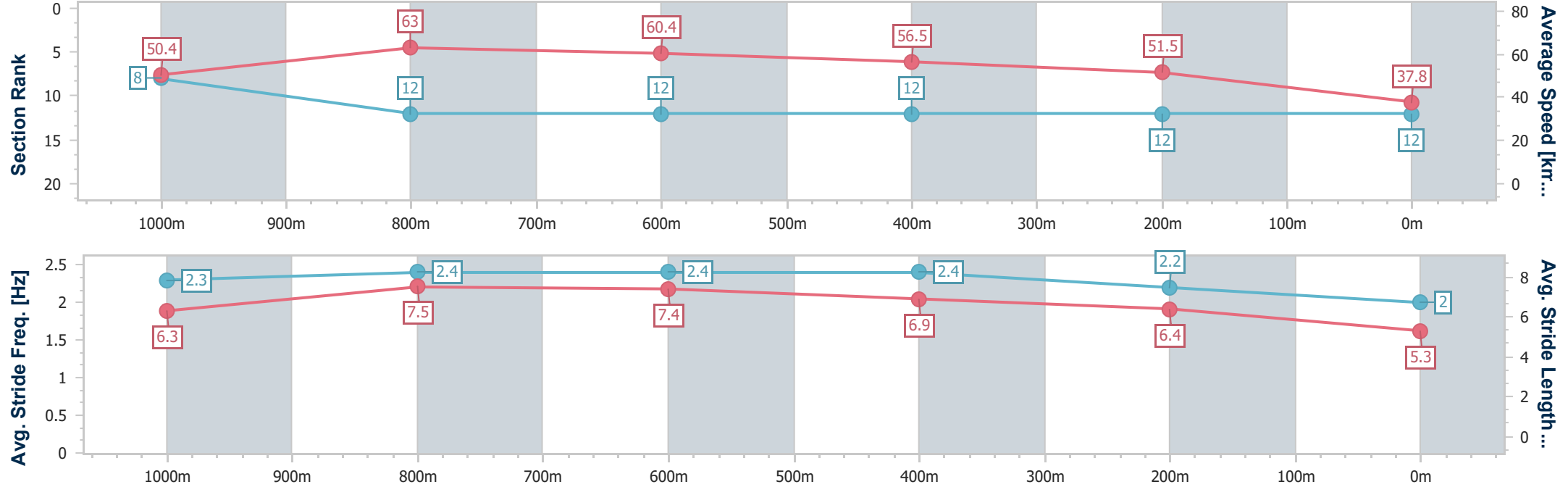


Ipswich QLD Professional
Race 4: INGLIS XTRA BONUS SERIES QTIS Three-Year-Old
Maiden Plate - 1200m
12 February 2025 - 15:23



Track Rating: Soft 6, Weather: Overcast, Rail Position: +6.5m Entire

Section	Overall	1000m	800m	600m	400m	200m							
Section Times	1:23.28 [12] (0:14.31)	1:08.97 [8] (0:11.46)	0:57.51 [12] (0:11.96)	0:45.55 [12] (0:12.66)	0:32.89 [12] (0:13.87)	0:19.02 [12] (0:19.02)							
Average Speed [km/h]	50.4	63.0	60.4	56.5	51.5	37.8							
Top Speed [km/h]	69.4	69.2	64.4	61.3	56.4	46.7							
Avg. Dist. to Rail [m]	9.7	2.1	0.6	1.1	1.0	1.7							
Avg. Stride Freq. [Hz]	2.3	2.4	2.4	2.4	2.2	2.0							
Avg. Stride Length [m]	6.3	7.5	7.4	6.9	6.4	5.3							





Ipswich QLD Professional
Race 5: VINCE INSURANCE BENCHMARK 65 Handicap - 800m
12 February 2025 - 15:58



Track Rating: Soft 6, Weather: Overcast, Rail Position: +6.5m Entire

Section						Overall	600m	400m	200m	Last 600m		
Field Times						0:46.03 (0:13.43)	0:32.60 (0:10.17)	0:22.43 (0:10.91)	0:11.52 (0:11.52)	0:32.60		
Rank	TAB	Horse/Jockey	Barrier	Top Speed [km/h]	Fastest Section					Margin		
1	10	ENUFF PILLS	4	72.2	0:10.17	0:46.03 [1]	0:32.60 [1]	0:22.43 [1]	0:11.52 [1]	0:46.03	0:32.60	
		Adin Thompson		600m	600m	(0:13.43)	(0:10.17)	(0:10.91)	(0:11.52)			
2	11	ROSE NOIR	7	70.7	0:10.44	0:46.18 [2]	0:32.48 [6]	0:22.04 [6]	0:11.20 [3]	0.84L	0:32.48 +6	
		Angela Jones		600m	600m	(0:13.70)	(0:10.44)	(0:10.84)	(0:11.20)			
3	9	BLANTONS RUN	10	69.8	0:10.46	0:46.25 [3]	0:32.04 [10]	0:21.58 [10]	0:10.84 [10]	1.27L	0:32.04 +5	
		Bailey Wheeler		600m	600m	(0:14.21)	(0:10.46)	(0:10.74)	(0:10.84)			
4	5	STATE IN TEXAS	2	70.7	0:10.43	0:46.44 [4]	0:32.74 [5]	0:22.31 [5]	0:11.38 [6]	2.42L	0:32.74 +2	
		Cody Collis		600m	600m	(0:13.70)	(0:10.43)	(0:10.93)	(0:11.38)			
5	8	BECAUSE THE NIGHT	5	70.4	0:10.37	0:46.48 [5]	0:32.60 [7]	0:22.23 [7]	0:11.44 [5]	2.62L	0:32.60 +3	
		Boris Thornton		600m	600m	(0:13.88)	(0:10.37)	(0:10.79)	(0:11.44)			
6	3	KAT CHINNA	9	71.3	0:10.36	0:46.56 [6]	0:32.63 [8]	0:22.27 [8]	0:11.34 [7]	3.12L	0:32.63 +6	
		Michael Rodd		600m	600m	(0:13.93)	(0:10.36)	(0:10.93)	(0:11.34)			
7	2	ALICIA ROMA	6	71.0	0:10.34	0:46.66 [7]	0:33.07 [3]	0:22.73 [2]	0:11.77 [2]	3.67L	0:33.07 +4	
		Jade Hampson		600m	600m	(0:13.59)	(0:10.34)	(0:10.96)	(0:11.77)			
8	12	I'M A CHOCOHOLIC	3	70.5	0:10.37	0:46.83 [8]	0:33.14 [4]	0:22.77 [3]	0:11.81 [4]	4.68L	0:33.14 +2	
		Jason Taylor		600m	600m	(0:13.69)	(0:10.37)	(0:10.96)	(0:11.81)			
9	1	KRAKARIB	8	71.4	0:10.40	0:46.98 [9]	0:32.95 [9]	0:22.55 [9]	0:11.71 [8]	5.56L	0:32.95 +5	
		Emily Lang		600m	600m	(0:14.03)	(0:10.40)	(0:10.84)	(0:11.71)			
10	13	BETTER RUSH	1	69.3	0:10.54	0:48.04 [10]	0:34.51 [2]	0:23.97 [4]	0:12.66 [9]	11.79L	0:34.51 +0	
		Les Tilley		600m	600m	(0:13.53)	(0:10.54)	(0:11.31)	(0:12.66)			

Scratched: Uchi (#7), Mr Encore (#4), Tiz Enuf (#6)



Horse/Jockey Name	Enuff Pills
Final Rank	1
Fastest Section Time (Section)	0:10.17 (600m)
Top Speed [km/h] (Section)	72.2 (600m)
Race State	Finished



Ipswich QLD Professional

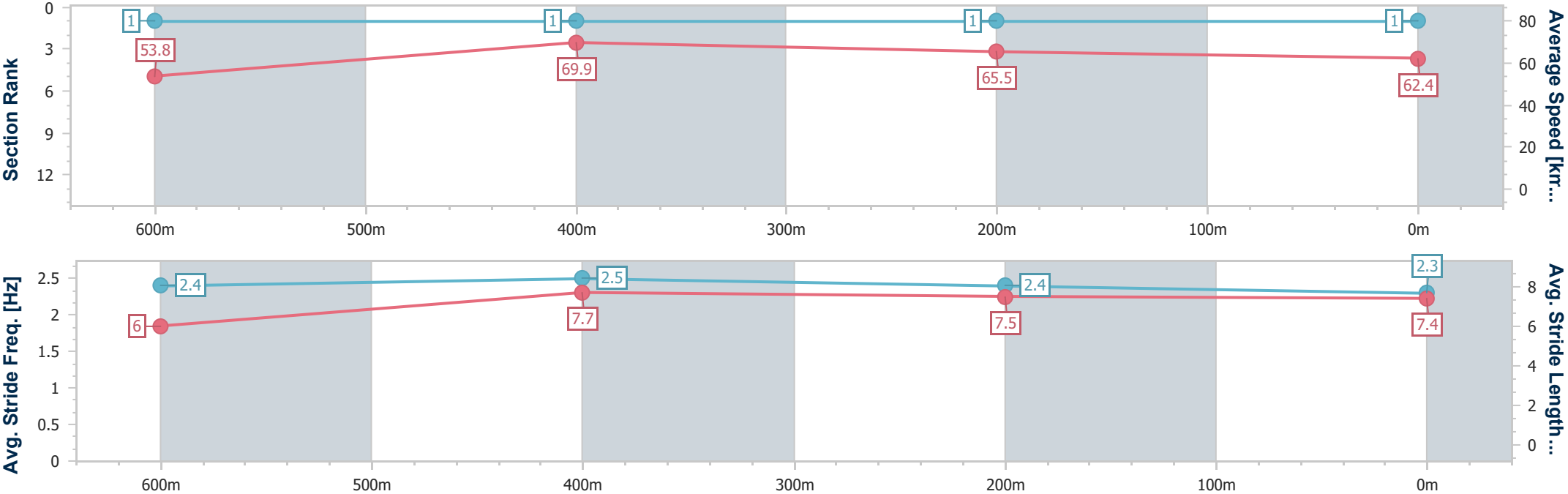
Race 5: VINCE INSURANCE BENCHMARK 65 Handicap - 800m

12 February 2025 - 15:58

Track Rating: Soft 6, Weather: Overcast, Rail Position: +6.5m Entire



Section	Overall	600m	400m	200m										
Section Times	0:46.03 [1] (0:13.43)	0:32.60 [1] (0:10.17)	0:22.43 [1] (0:10.91)	0:11.52 [1] (0:11.52)										
Average Speed [km/h]	53.8	69.9	65.5	62.4										
Top Speed [km/h]	72.0	72.2	67.0	64.8										
Avg. Dist. to Rail [m]	2.6	2.2	2.5	1.6										
Avg. Stride Freq. [Hz]	2.4	2.5	2.4	2.3										
Avg. Stride Length [m]	6.0	7.7	7.5	7.4										



- [] Ranking at each section and finish
- .-.- No data available at this section
- NA No data available



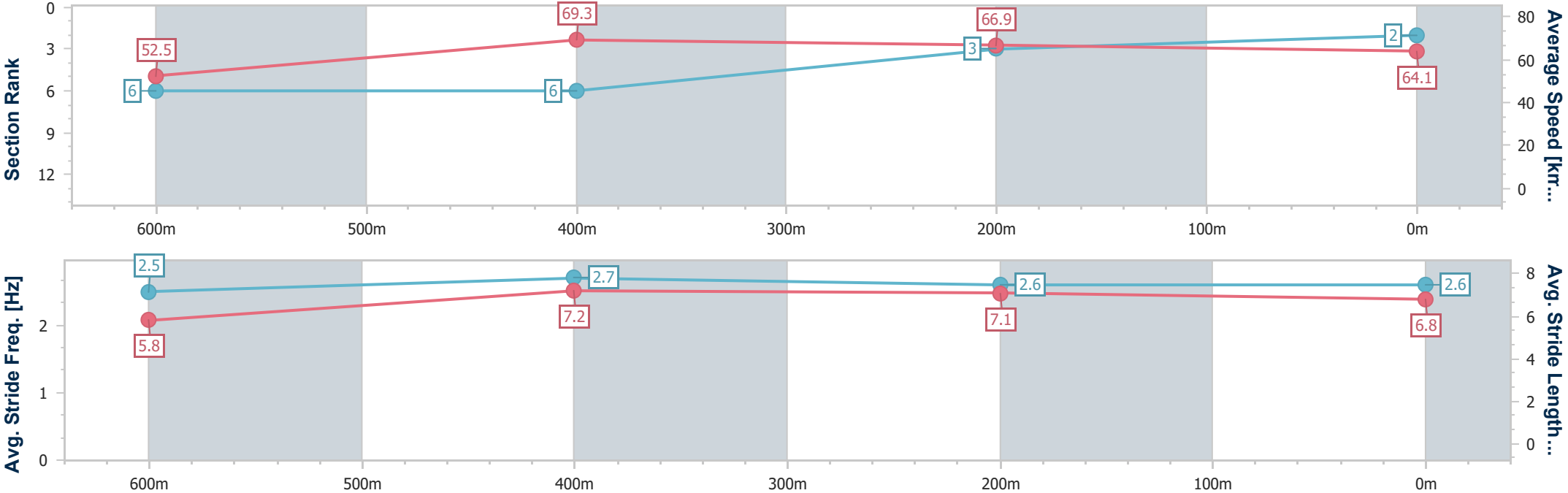
Horse/Jockey Name	Rose Noir
Final Rank	2
Fastest Section Time (Section)	0:10.44 (600m)
Top Speed [km/h] (Section)	70.7 (600m)
Race State	Finished



Ipswich QLD Professional
Race 5: VINCE INSURANCE BENCHMARK 65 Handicap - 800m
12 February 2025 - 15:58
Track Rating: Soft 6, Weather: Overcast, Rail Position: +6.5m Entire



Section	Overall	600m	400m	200m															
Section Times	0:46.18 [2] (0:13.70)	0:32.48 [6] (0:10.44)	0:22.04 [6] (0:10.84)	0:11.20 [3] (0:11.20)															
Average Speed [km/h]	52.5	69.3	66.9	64.1															
Top Speed [km/h]	68.4	70.7	68.6	65.8															
Avg. Dist. to Rail [m]	5.8	1.2	2.7	4.5															
Avg. Stride Freq. [Hz]	2.5	2.7	2.6	2.6															
Avg. Stride Length [m]	5.8	7.2	7.1	6.8															





Horse/Jockey Name	Blantons Run
Final Rank	3
Fastest Section Time (Section)	0:10.46 (600m)
Top Speed [km/h] (Section)	69.8 (600m)
Race State	Finished



Ipswich QLD Professional

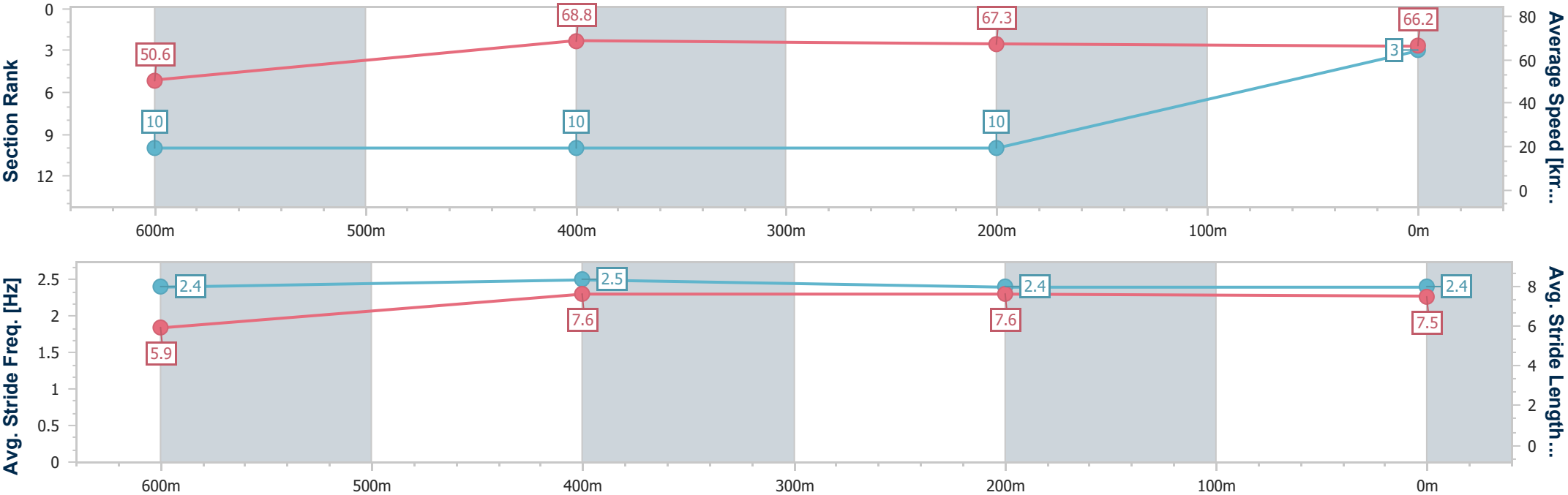
Race 5: VINCE INSURANCE BENCHMARK 65 Handicap - 800m

12 February 2025 - 15:58

Track Rating: Soft 6, Weather: Overcast, Rail Position: +6.5m Entire



Section	Overall	600m	400m	200m										
Section Times	0:46.25 [3] (0:14.21)	0:32.04 [10] (0:10.46)	0:21.58 [10] (0:10.74)	0:10.84 [10] (0:10.84)										
Average Speed [km/h]	50.6	68.8	67.3	66.2										
Top Speed [km/h]	68.4	69.8	68.5	68.2										
Avg. Dist. to Rail [m]	7.4	1.4	1.2	2.2										
Avg. Stride Freq. [Hz]	2.4	2.5	2.4	2.4										
Avg. Stride Length [m]	5.9	7.6	7.6	7.5										



- [] Ranking at each section and finish
- .-.- No data available at this section
- NA No data available



Horse/Jockey Name	State In Texas
Final Rank	4
Fastest Section Time (Section)	0:10.43 (600m)
Top Speed [km/h] (Section)	70.7 (600m)
Race State	Finished



Ipswich QLD Professional

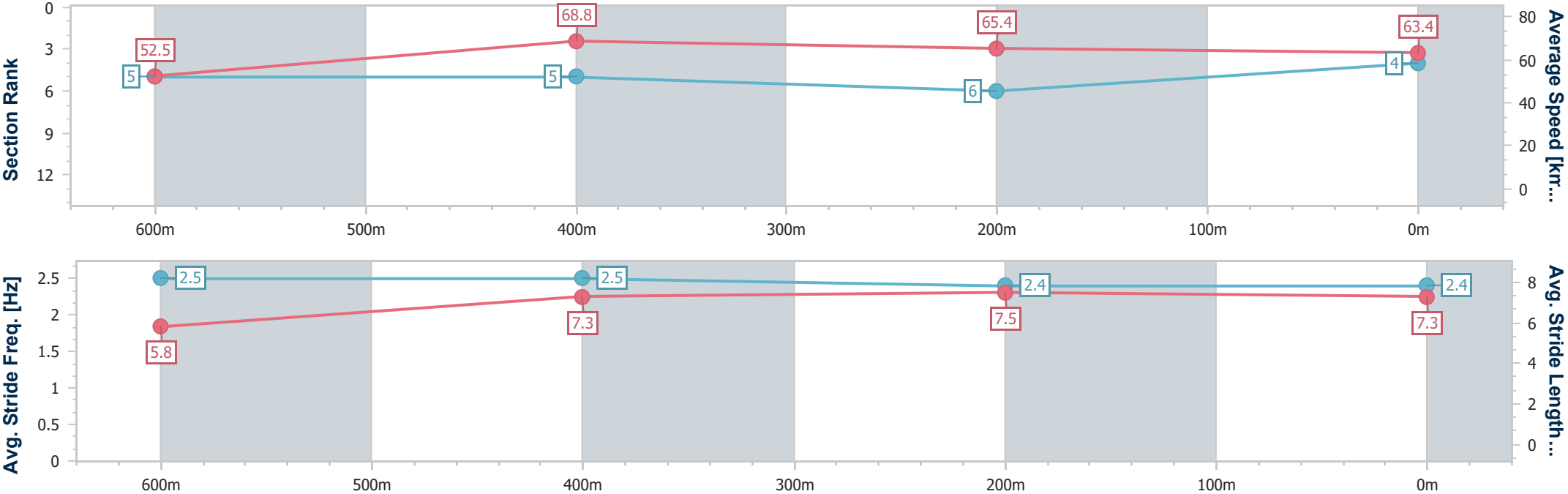
Race 5: VINCE INSURANCE BENCHMARK 65 Handicap - 800m

12 February 2025 - 15:58

Track Rating: Soft 6, Weather: Overcast, Rail Position: +6.5m Entire



Section	Overall	600m	400m	200m										
Section Times	0:46.44 [4] (0:13.70)	0:32.74 [5] (0:10.43)	0:22.31 [5] (0:10.93)	0:11.38 [6] (0:11.38)										
Average Speed [km/h]	52.5	68.8	65.4	63.4										
Top Speed [km/h]	70.3	70.7	66.9	64.5										
Avg. Dist. to Rail [m]	1.0	1.4	1.1	0.6										
Avg. Stride Freq. [Hz]	2.5	2.5	2.4	2.4										
Avg. Stride Length [m]	5.8	7.3	7.5	7.3										



- [] Ranking at each section and finish
- .-.- No data available at this section
- NA No data available



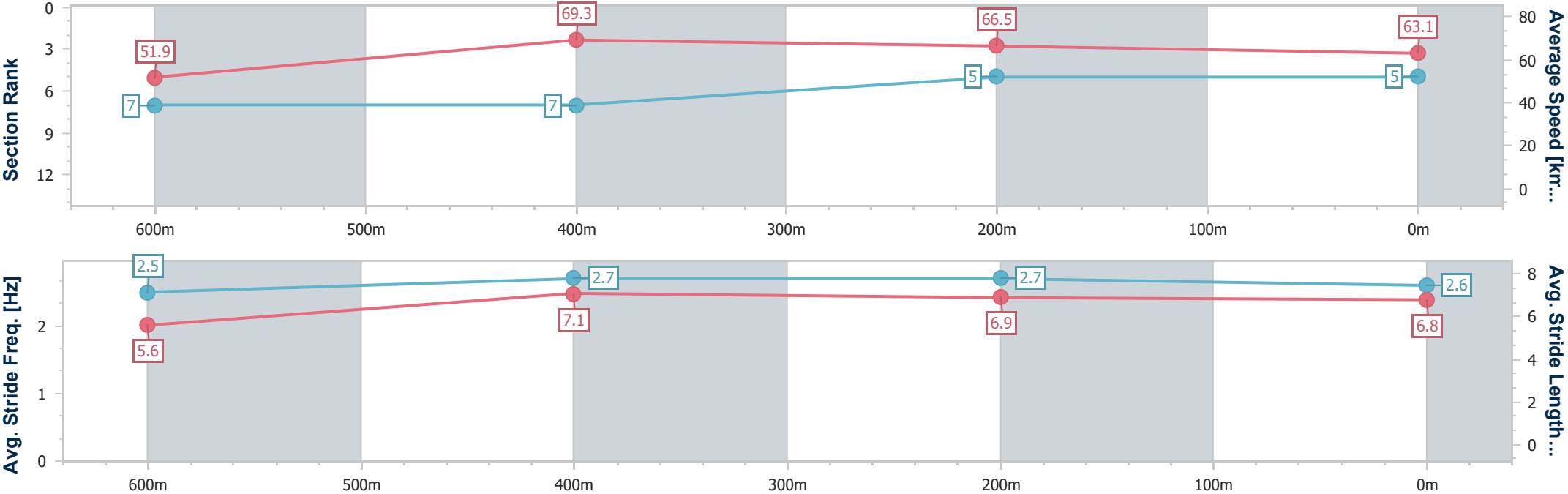
Horse/Jockey Name	Because The Night
Final Rank	5
Fastest Section Time (Section)	0:10.37 (600m)
Top Speed [km/h] (Section)	70.4 (600m)
Race State	Finished



Ipswich QLD Professional
Race 5: VINCE INSURANCE BENCHMARK 65 Handicap - 800m
12 February 2025 - 15:58
Track Rating: Soft 6, Weather: Overcast, Rail Position: +6.5m Entire



Section	Overall	600m	400m	200m															
Section Times	0:46.48 [5] (0:13.88)	0:32.60 [7] (0:10.37)	0:22.23 [7] (0:10.79)	0:11.44 [5] (0:11.44)															
Average Speed [km/h]	51.9	69.3	66.5	63.1															
Top Speed [km/h]	69.7	70.4	68.7	65.2															
Avg. Dist. to Rail [m]	3.1	0.7	1.1	1.8															
Avg. Stride Freq. [Hz]	2.5	2.7	2.7	2.6															
Avg. Stride Length [m]	5.6	7.1	6.9	6.8															





Horse/Jockey Name	Kat Chinna
Final Rank	6
Fastest Section Time (Section)	0:10.36 (600m)
Top Speed [km/h] (Section)	71.3 (600m)
Race State	Finished



Ipswich QLD Professional

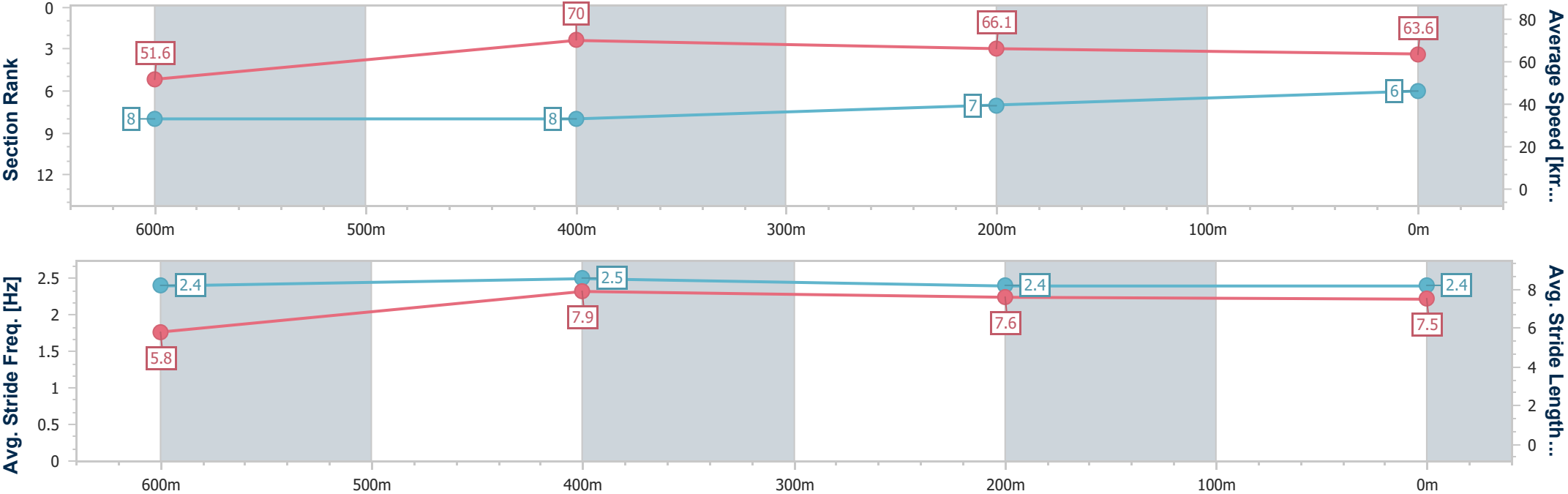
Race 5: VINCE INSURANCE BENCHMARK 65 Handicap - 800m

12 February 2025 - 15:58

Track Rating: Soft 6, Weather: Overcast, Rail Position: +6.5m Entire



Section	Overall	600m	400m	200m															
Section Times	0:46.56 [6] (0:13.93)	0:32.63 [8] (0:10.36)	0:22.27 [8] (0:10.93)	0:11.34 [7] (0:11.34)															
Average Speed [km/h]	51.6	70.0	66.1	63.6															
Top Speed [km/h]	68.9	71.3	67.5	65.4															
Avg. Dist. to Rail [m]	6.1	1.4	1.9	3.7															
Avg. Stride Freq. [Hz]	2.4	2.5	2.4	2.4															
Avg. Stride Length [m]	5.8	7.9	7.6	7.5															



- [] Ranking at each section and finish
- .-.- No data available at this section
- NA No data available



Horse/Jockey Name	Alicia Roma
Final Rank	7
Fastest Section Time (Section)	0:10.34 (600m)
Top Speed [km/h] (Section)	71.0 (600m)
Race State	Finished



Ipswich QLD Professional

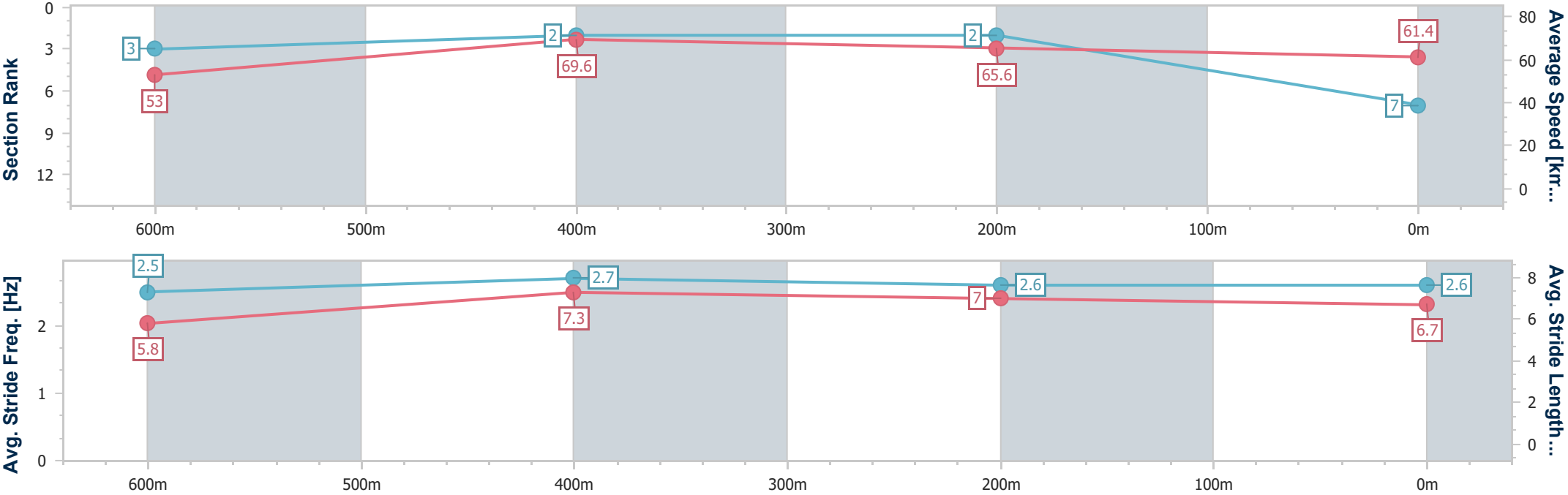
Race 5: VINCE INSURANCE BENCHMARK 65 Handicap - 800m

12 February 2025 - 15:58

Track Rating: Soft 6, Weather: Overcast, Rail Position: +6.5m Entire



Section	Overall	600m	400m	200m										
Section Times	0:46.66 [7] (0:13.59)	0:33.07 [3] (0:10.34)	0:22.73 [2] (0:10.96)	0:11.77 [2] (0:11.77)										
Average Speed [km/h]	53.0	69.6	65.6	61.4										
Top Speed [km/h]	69.8	71.0	67.9	64.1										
Avg. Dist. to Rail [m]	4.7	0.6	0.4	1.0										
Avg. Stride Freq. [Hz]	2.5	2.7	2.6	2.6										
Avg. Stride Length [m]	5.8	7.3	7.0	6.7										



- [] Ranking at each section and finish
- .-.- No data available at this section
- NA No data available



Horse/Jockey Name	I'm A Chocoholic
Final Rank	8
Fastest Section Time (Section)	0:10.37 (600m)
Top Speed [km/h] (Section)	70.5 (600m)
Race State	Finished



Ipswich QLD Professional

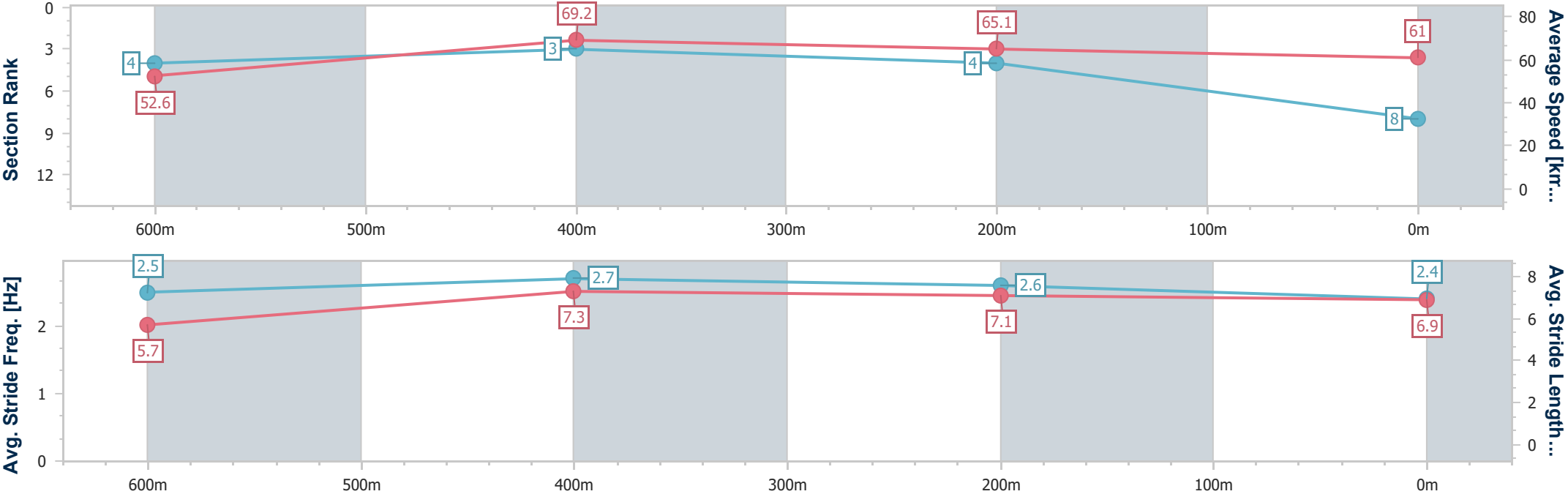
Race 5: VINCE INSURANCE BENCHMARK 65 Handicap - 800m

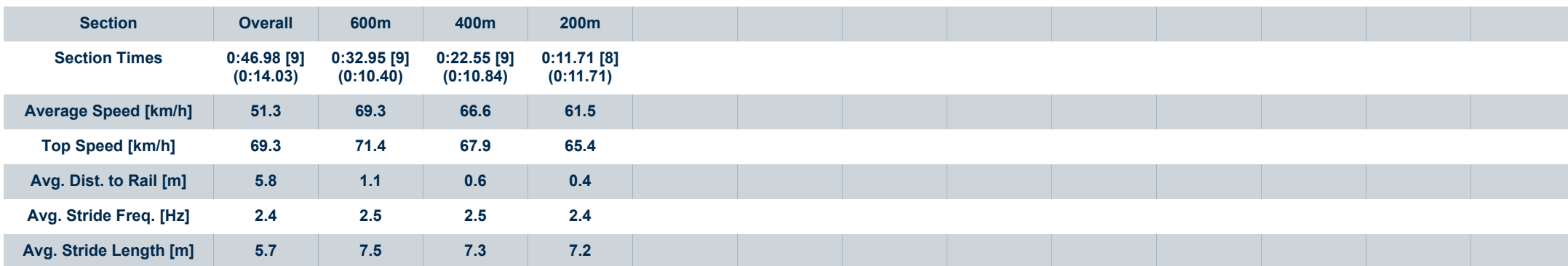
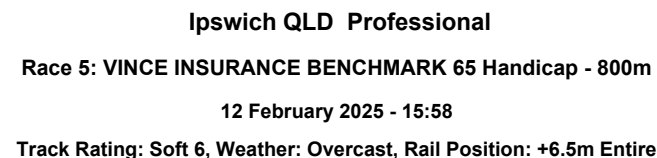
12 February 2025 - 15:58

Track Rating: Soft 6, Weather: Overcast, Rail Position: +6.5m Entire



Section	Overall	600m	400m	200m										
Section Times	0:46.83 [8] (0:13.69)	0:33.14 [4] (0:10.37)	0:22.77 [3] (0:10.96)	0:11.81 [4] (0:11.81)										
Average Speed [km/h]	52.6	69.2	65.1	61.0										
Top Speed [km/h]	70.4	70.5	67.7	63.1										
Avg. Dist. to Rail [m]	1.1	1.6	1.3	0.6										
Avg. Stride Freq. [Hz]	2.5	2.7	2.6	2.4										
Avg. Stride Length [m]	5.7	7.3	7.1	6.9										







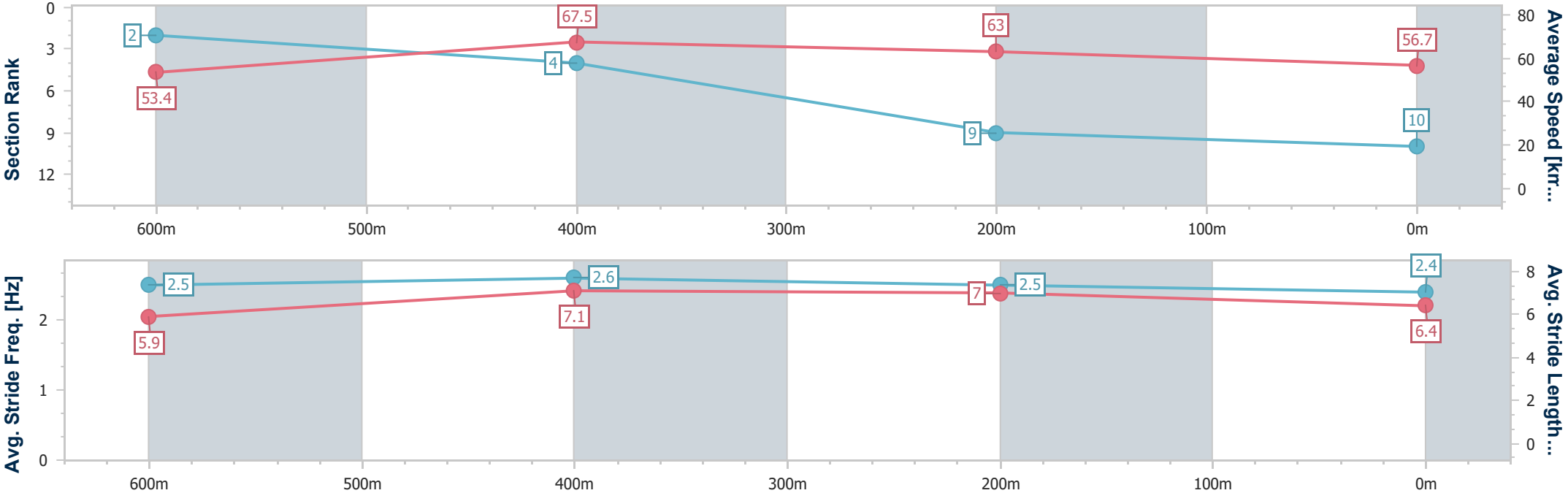
Horse/Jockey Name	Better Rush
Final Rank	10
Fastest Section Time (Section)	0:10.54 (600m)
Top Speed [km/h] (Section)	69.3 (600m)
Race State	Finished



Ipswich QLD Professional
Race 5: VINCE INSURANCE BENCHMARK 65 Handicap - 800m
12 February 2025 - 15:58
Track Rating: Soft 6, Weather: Overcast, Rail Position: +6.5m Entire



Section	Overall	600m	400m	200m															
Section Times	0:48.04 [10] (0:13.53)	0:34.51 [2] (0:10.54)	0:23.97 [4] (0:11.31)	0:12.66 [9] (0:12.66)															
Average Speed [km/h]	53.4	67.5	63.0	56.7															
Top Speed [km/h]	69.2	69.3	65.9	60.4															
Avg. Dist. to Rail [m]	0.9	2.5	3.3	2.2															
Avg. Stride Freq. [Hz]	2.5	2.6	2.5	2.4															
Avg. Stride Length [m]	5.9	7.1	7.0	6.4															





Ipswich QLD Professional
Race 6: TEMPUS TWO Class 5 Handicap - 1200m
12 February 2025 - 16:34



Track Rating: Soft 6, Weather: Overcast, Rail Position: +6.5m Entire

Section						Overall	1000m	800m	600m	400m	200m	Last 600m		
Field Times						1:10.82 (0:13.62)	0:57.20 (0:10.63)	0:46.57 (0:11.23)	0:35.34 (0:11.57)	0:23.77 (0:11.70)	0:12.07 (0:12.07)	0:35.34		
Rank	TAB	Horse/Jockey	Barrier	Top Speed [km/h]	Fastest Section							Margin	Distance Travelled [m]	
1	7	SURFERS ROYALE	6	68.4	0:10.74	1:10.82 [1]	0:57.13 [2]	0:46.39 [2]	0:35.11 [2]	0:23.55 [2]	0:11.89 [2]	1:10.82	0:35.11	
		Angela Jones		1000m	1000m	(0:13.69)	(0:10.74)	(0:11.28)	(0:11.56)	(0:11.66)	(0:11.89)			
2	4	STANISLAUS	4	69.7	0:10.63	1:10.93 [2]	0:57.31 [1]	0:46.68 [1]	0:35.45 [1]	0:23.88 [1]	0:12.18 [1]	0.66L	0:35.45	+0
		Emily Lang		1000m	1000m	(0:13.62)	(0:10.63)	(0:11.23)	(0:11.57)	(0:11.70)	(0:12.18)			
3	1	ZELGARIA	11	66.8	0:10.91	1:11.09 [3]	0:56.53 [11]	0:45.62 [9]	0:34.64 [7]	0:23.20 [7]	0:11.86 [6]	1.56L	0:34.64	+7
		Andrew Mallyon		1000m	1000m	(0:14.56)	(0:10.91)	(0:10.98)	(0:11.44)	(0:11.34)	(0:11.86)			
4	5	BAD EDUCATION	8	67.4	0:10.87	1:11.15 [4]	0:57.14 [5]	0:46.27 [5]	0:35.05 [5]	0:23.45 [5]	0:11.94 [4]	1.96L	0:35.05	+0
		Nikita Beriman		1000m	1000m	(0:14.01)	(0:10.87)	(0:11.22)	(0:11.60)	(0:11.51)	(0:11.94)			
5	3	HANG FIVE	10	66.9	0:10.95	1:11.18 [5]	0:57.32 [4]	0:46.37 [4]	0:35.21 [4]	0:23.58 [4]	0:11.99 [3]	2.09L	0:35.21	+2
		Boris Thornton		1000m	1000m	(0:13.86)	(0:10.95)	(0:11.16)	(0:11.63)	(0:11.59)	(0:11.99)			
6	2	CACOFONIX	9	66.1	0:11.04	1:11.29 [6]	0:56.74 [10]	0:45.65 [11]	0:34.61 [11]	0:23.19 [8]	0:11.69 [8]	2.79L	0:34.61	+6
		Kyle Wilson-Taylor		1000m	800m	(0:14.55)	(0:11.09)	(0:11.04)	(0:11.42)	(0:11.50)	(0:11.69)			
7	6	AIR MARSHAL	3	66.2	0:11.03	1:11.34 [7]	0:56.91 [8]	0:45.88 [8]	0:34.76 [9]	0:23.21 [10]	0:11.68 [9]	3.03L	0:34.76	+3
		Anthony Allen		1000m	1000m	(0:14.43)	(0:11.03)	(0:11.12)	(0:11.55)	(0:11.53)	(0:11.68)			
8	9	DIACO	7	66.2	0:11.01	1:11.56 [8]	0:57.04 [9]	0:46.03 [10]	0:34.90 [10]	0:23.38 [11]	0:11.79 [11]	4.34L	0:34.90	+1
		Madeleine Wishart		1000m	1000m	(0:14.52)	(0:11.01)	(0:11.13)	(0:11.52)	(0:11.59)	(0:11.79)			
9	10	SPILL THE SECRET	1	65.9	0:11.08	1:11.57 [9]	0:57.31 [7]	0:46.23 [7]	0:35.04 [8]	0:23.46 [9]	0:11.81 [10]	4.4L	0:35.04	+0
		Jake Bayliss		Overall	1000m	(0:14.26)	(0:11.08)	(0:11.19)	(0:11.58)	(0:11.65)	(0:11.81)			
10	8	TARPS	2	68.5	0:10.73	1:11.61 [10]	0:57.82 [3]	0:47.09 [3]	0:35.84 [3]	0:24.16 [3]	0:12.40 [5]	4.63L	0:35.84	-2
		Jade Hampson		1000m	1000m	(0:13.79)	(0:10.73)	(0:11.25)	(0:11.68)	(0:11.76)	(0:12.40)			



Ipswich QLD Professional
Race 6: TEMPUS TWO Class 5 Handicap - 1200m
12 February 2025 - 16:34



Track Rating: Soft 6, Weather: Overcast, Rail Position: +6.5m Entire

Section					Overall	1000m	800m	600m	400m	200m	Last 600m			
Field Times					1:10.82 (0:13.62)	0:57.20 (0:10.63)	0:46.57 (0:11.23)	0:35.34 (0:11.57)	0:23.77 (0:11.70)	0:12.07 (0:12.07)	0:35.34			
Rank	TAB	Horse/Jockey	Barrier	Top Speed [km/h]	Fastest Section						Margin	Distance Travelled [m]		
11	11	SADDLE BOY	5	67.4	0:10.89	1:12.25 [11]	0:58.10 [6]	0:47.21 [6]	0:35.99 [6]	0:24.38 [6]	0:12.72 [7]	8.4L	0:35.99	+4
		Justin Stanley		Overall	1000m	(0:14.15)	(0:10.89)	(0:11.22)	(0:11.61)	(0:11.66)	(0:12.72)			



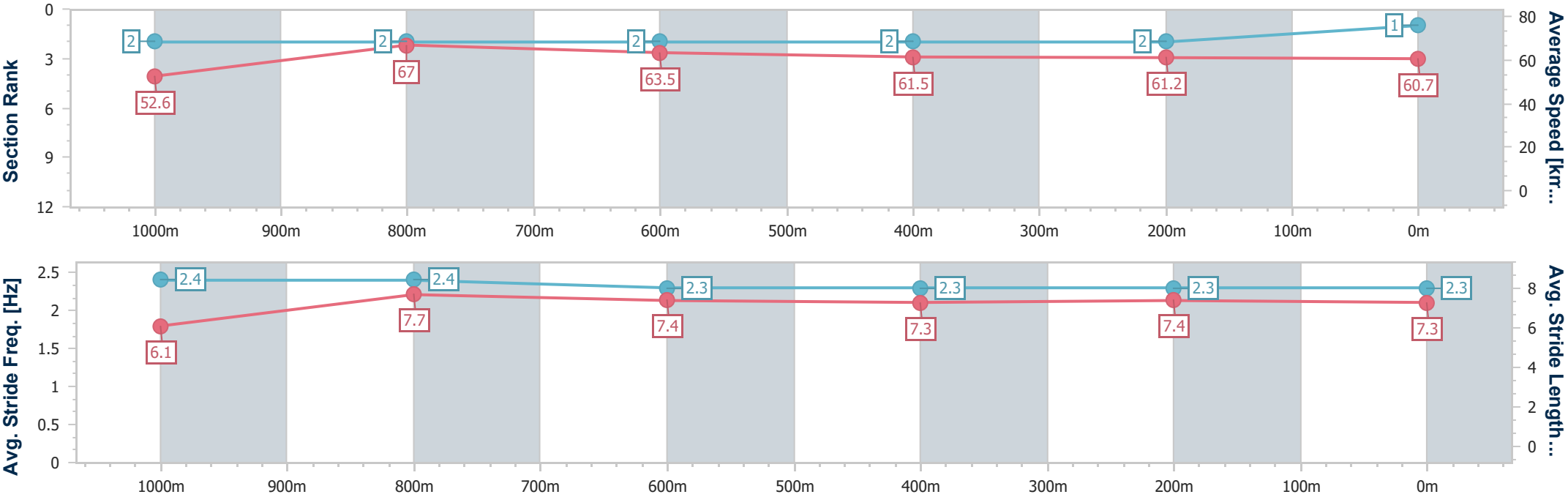
Horse/Jockey Name	Surfers Royale
Final Rank	1
Fastest Section Time (Section)	0:10.74 (1000m)
Top Speed [km/h] (Section)	68.4 (1000m)
Race State	Finished



Ipswich QLD Professional
Race 6: TEMPUS TWO Class 5 Handicap - 1200m
12 February 2025 - 16:34
Track Rating: Soft 6, Weather: Overcast, Rail Position: +6.5m Entire



Section	Overall	1000m	800m	600m	400m	200m							
Section Times	1:10.82 [1] (0:13.69)	0:57.13 [2] (0:10.74)	0:46.39 [2] (0:11.28)	0:35.11 [2] (0:11.56)	0:23.55 [2] (0:11.66)	0:11.89 [2] (0:11.89)							
Average Speed [km/h]	52.6	67.0	63.5	61.5	61.2	60.7							
Top Speed [km/h]	68.1	68.4	65.7	62.3	61.7	62.2							
Avg. Dist. to Rail [m]	4.1	0.5	1.9	2.4	1.4	0.9							
Avg. Stride Freq. [Hz]	2.4	2.4	2.3	2.3	2.3	2.3							
Avg. Stride Length [m]	6.1	7.7	7.4	7.3	7.4	7.3							





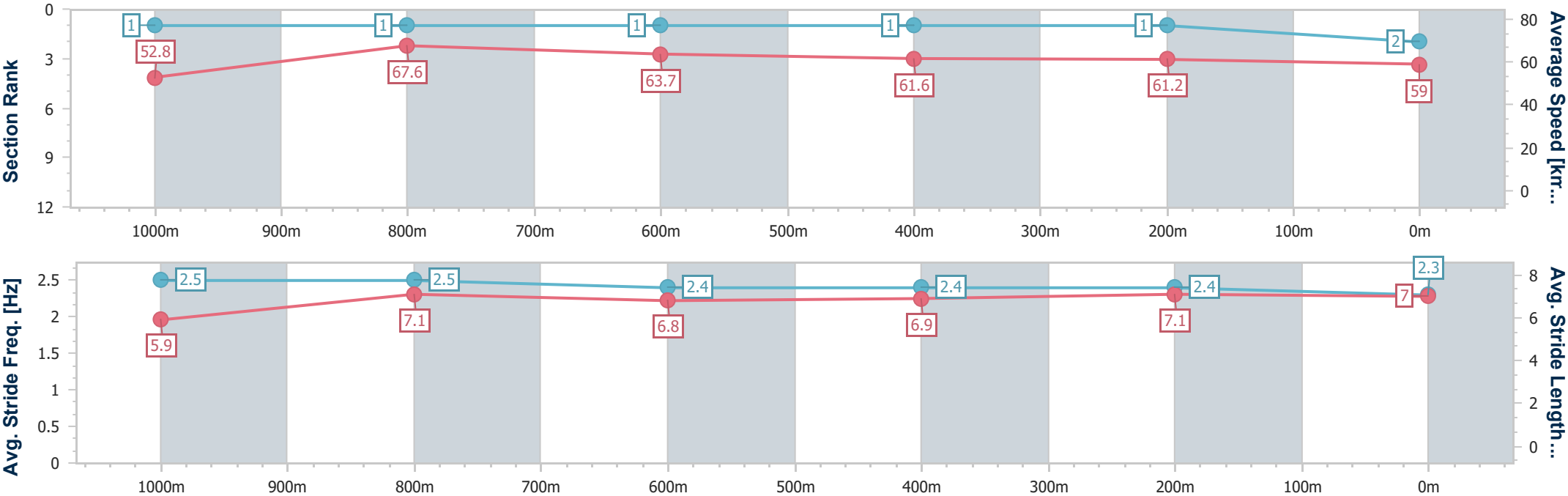
Horse/Jockey Name	Stanislaus
Final Rank	2
Fastest Section Time (Section)	0:10.63 (1000m)
Top Speed [km/h] (Section)	69.7 (1000m)
Race State	Finished



Ipswich QLD Professional
Race 6: TEMPUS TWO Class 5 Handicap - 1200m
12 February 2025 - 16:34
Track Rating: Soft 6, Weather: Overcast, Rail Position: +6.5m Entire



Section	Overall	1000m	800m	600m	400m	200m							
Section Times	1:10.93 [2] (0:13.62)	0:57.31 [1] (0:10.63)	0:46.68 [1] (0:11.23)	0:35.45 [1] (0:11.57)	0:23.88 [1] (0:11.70)	0:12.18 [1] (0:12.18)							
Average Speed [km/h]	52.8	67.6	63.7	61.6	61.2	59.0							
Top Speed [km/h]	69.5	69.7	65.3	62.3	62.1	60.0							
Avg. Dist. to Rail [m]	3.0	1.0	1.6	1.8	1.9	1.7							
Avg. Stride Freq. [Hz]	2.5	2.5	2.4	2.4	2.4	2.3							
Avg. Stride Length [m]	5.9	7.1	6.8	6.9	7.1	7.0							





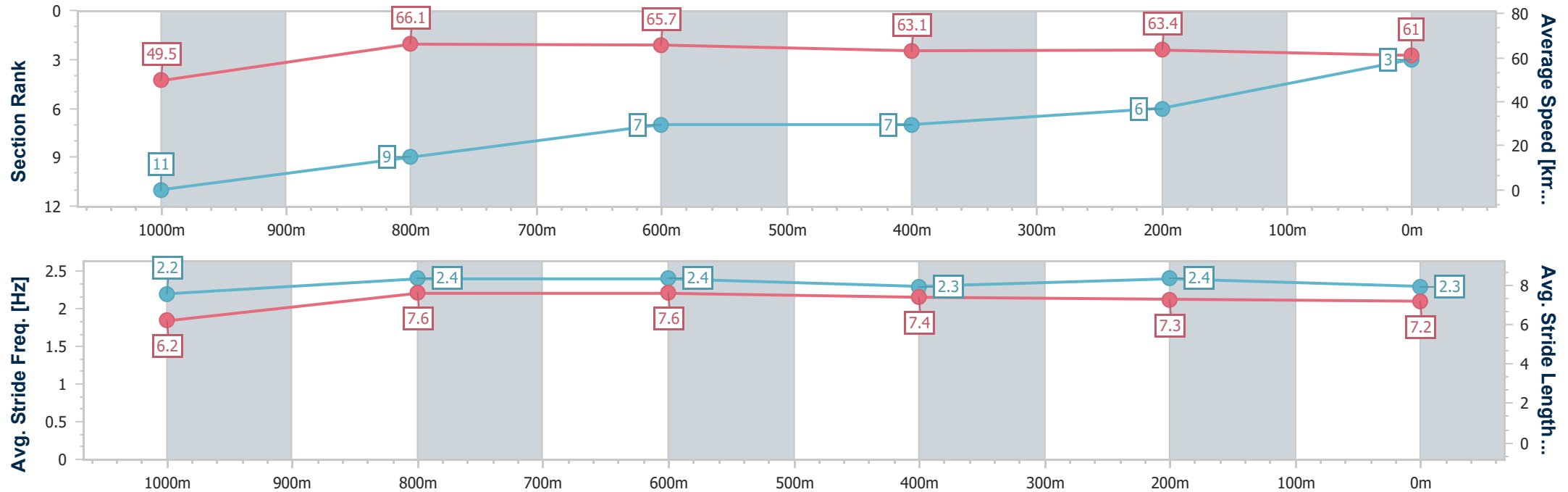
Horse/Jockey Name	Zelgaria
Final Rank	3
Fastest Section Time (Section)	0:10.91 (1000m)
Top Speed [km/h] (Section)	66.8 (1000m)
Race State	Finished



Ipswich QLD Professional
Race 6: TEMPUS TWO Class 5 Handicap - 1200m
12 February 2025 - 16:34
Track Rating: Soft 6, Weather: Overcast, Rail Position: +6.5m Entire



Section	Overall	1000m	800m	600m	400m	200m							
Section Times	1:11.09 [3] (0:14.56)	0:56.53 [11] (0:10.91)	0:45.62 [9] (0:10.98)	0:34.64 [7] (0:11.44)	0:23.20 [7] (0:11.34)	0:11.86 [6] (0:11.86)							
Average Speed [km/h]	49.5	66.1	65.7	63.1	63.4	61.0							
Top Speed [km/h]	64.7	66.8	66.5	64.0	64.6	62.5							
Avg. Dist. to Rail [m]	8.2	1.6	0.3	0.5	1.6	4.1							
Avg. Stride Freq. [Hz]	2.2	2.4	2.4	2.3	2.4	2.3							
Avg. Stride Length [m]	6.2	7.6	7.6	7.4	7.3	7.2							



[] Ranking at each section and finish
-.-.- No data available at this section
NA No data available



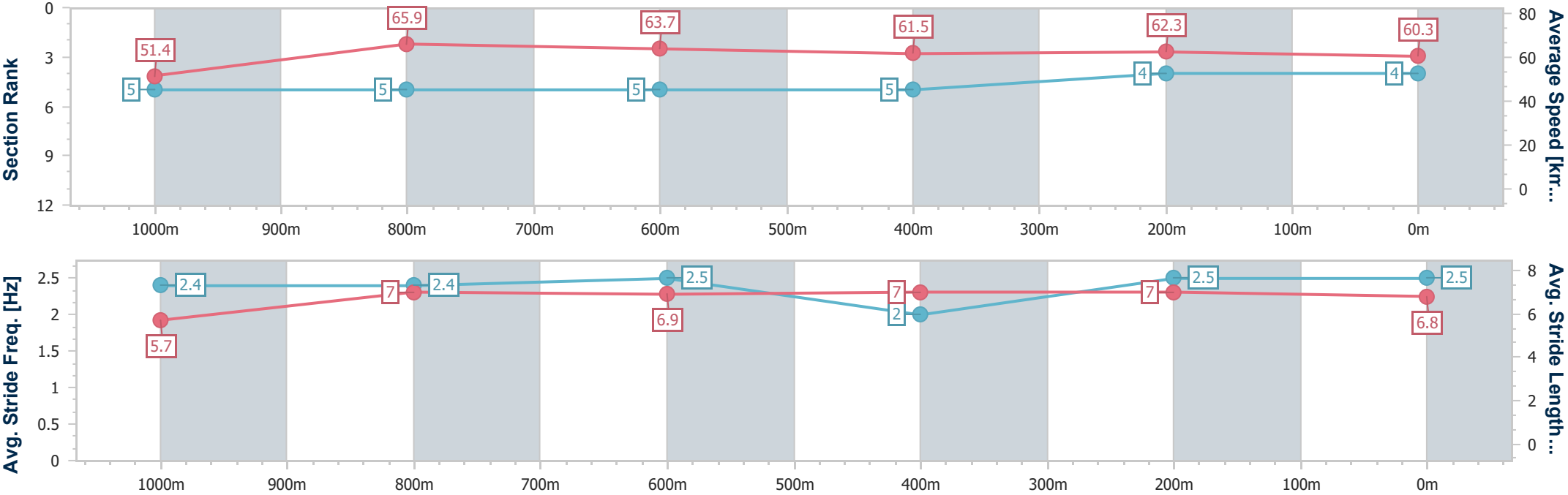
Horse/Jockey Name	Bad Education
Final Rank	4
Fastest Section Time (Section)	0:10.87 (1000m)
Top Speed [km/h] (Section)	67.4 (1000m)
Race State	Finished



Ipswich QLD Professional
Race 6: TEMPUS TWO Class 5 Handicap - 1200m
12 February 2025 - 16:34
Track Rating: Soft 6, Weather: Overcast, Rail Position: +6.5m Entire



Section	Overall	1000m	800m	600m	400m	200m							
Section Times	1:11.15 [4] (0:14.01)	0:57.14 [5] (0:10.87)	0:46.27 [5] (0:11.22)	0:35.05 [5] (0:11.60)	0:23.45 [5] (0:11.51)	0:11.94 [4] (0:11.94)							
Average Speed [km/h]	51.4	65.9	63.7	61.5	62.3	60.3							
Top Speed [km/h]	67.3	67.4	65.2	62.7	63.1	62.8							
Avg. Dist. to Rail [m]	5.3	0.9	2.3	1.7	1.1	1.9							
Avg. Stride Freq. [Hz]	2.4	2.4	2.5	2.0	2.5	2.5							
Avg. Stride Length [m]	5.7	7.0	6.9	7.0	7.0	6.8							



[] Ranking at each section and finish
-.-.- No data available at this section
NA No data available



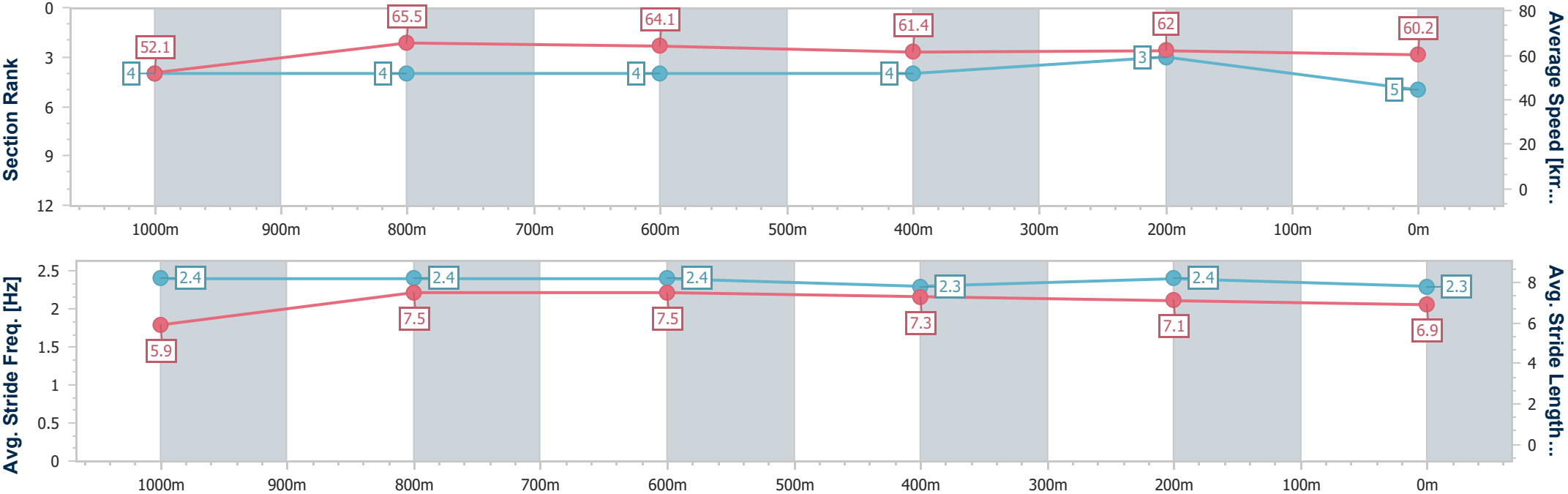
Horse/Jockey Name	Hang Five
Final Rank	5
Fastest Section Time (Section)	0:10.95 (1000m)
Top Speed [km/h] (Section)	66.9 (1000m)
Race State	Finished



Ipswich QLD Professional
Race 6: TEMPUS TWO Class 5 Handicap - 1200m
12 February 2025 - 16:34
Track Rating: Soft 6, Weather: Overcast, Rail Position: +6.5m Entire



Section	Overall	1000m	800m	600m	400m	200m							
Section Times	1:11.18 [5] (0:13.86)	0:57.32 [4] (0:10.95)	0:46.37 [4] (0:11.16)	0:35.21 [4] (0:11.63)	0:23.58 [4] (0:11.59)	0:11.99 [3] (0:11.99)							
Average Speed [km/h]	52.1	65.5	64.1	61.4	62.0	60.2							
Top Speed [km/h]	66.9	66.9	65.3	62.6	62.3	62.2							
Avg. Dist. to Rail [m]	7.4	0.9	2.5	1.8	1.1	3.6							
Avg. Stride Freq. [Hz]	2.4	2.4	2.4	2.3	2.4	2.3							
Avg. Stride Length [m]	5.9	7.5	7.5	7.3	7.1	6.9							





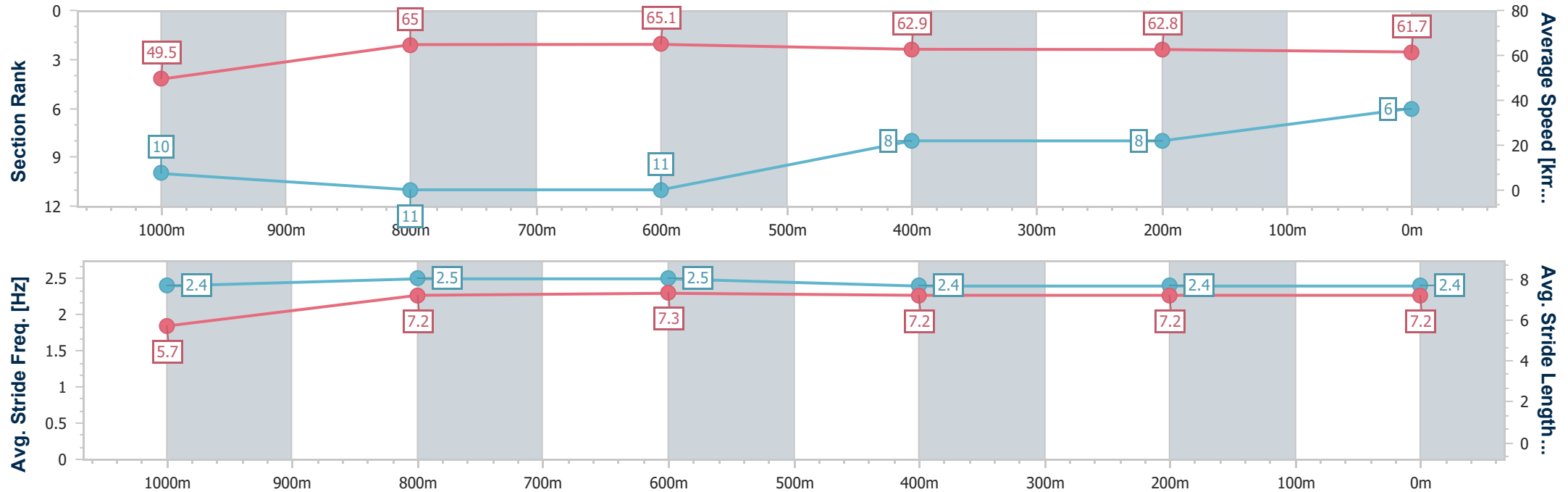
Horse/Jockey Name	Cacophonix
Final Rank	6
Fastest Section Time (Section)	0:11.04 (800m)
Top Speed [km/h] (Section)	66.1 (1000m)
Race State	Finished



Ipswich QLD Professional
Race 6: TEMPUS TWO Class 5 Handicap - 1200m
12 February 2025 - 16:34
Track Rating: Soft 6, Weather: Overcast, Rail Position: +6.5m Entire



Section	Overall	1000m	800m	600m	400m	200m								
Section Times	1:11.29 [6] (0:14.55)	0:56.74 [10] (0:11.09)	0:45.65 [11] (0:11.04)	0:34.61 [11] (0:11.42)	0:23.19 [8] (0:11.50)	0:11.69 [8] (0:11.69)								
Average Speed [km/h]	49.5	65.0	65.1	62.9	62.8	61.7								
Top Speed [km/h]	63.5	66.1	66.0	64.6	63.3	62.8								
Avg. Dist. to Rail [m]	6.1	0.6	0.6	0.3	1.8	5.1								
Avg. Stride Freq. [Hz]	2.4	2.5	2.5	2.4	2.4	2.4								
Avg. Stride Length [m]	5.7	7.2	7.3	7.2	7.2	7.2								



[] Ranking at each section and finish
- - - - - No data available at this section
NA No data available



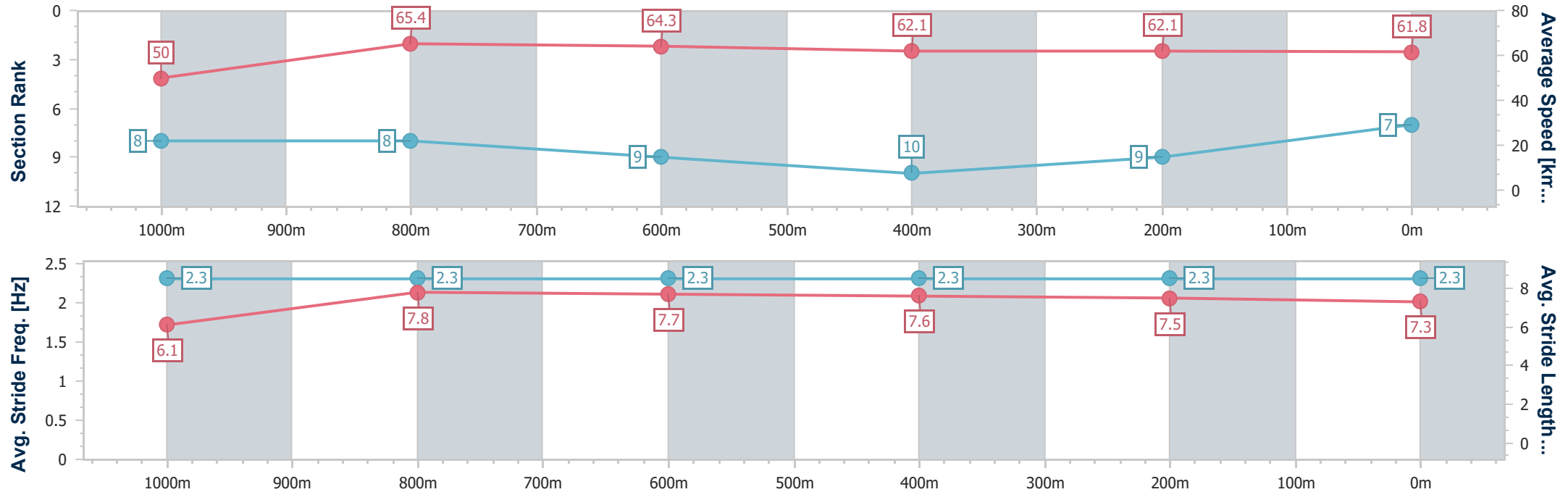
Horse/Jockey Name	Air Marshal
Final Rank	7
Fastest Section Time (Section)	0:11.03 (1000m)
Top Speed [km/h] (Section)	66.2 (1000m)
Race State	Finished



Ipswich QLD Professional
Race 6: TEMPUS TWO Class 5 Handicap - 1200m
12 February 2025 - 16:34
Track Rating: Soft 6, Weather: Overcast, Rail Position: +6.5m Entire



Section	Overall	1000m	800m	600m	400m	200m							
Section Times	1:11.34 [7] (0:14.43)	0:56.91 [8] (0:11.03)	0:45.88 [8] (0:11.12)	0:34.76 [9] (0:11.55)	0:23.21 [10] (0:11.53)	0:11.68 [9] (0:11.68)							
Average Speed [km/h]	50.0	65.4	64.3	62.1	62.1	61.8							
Top Speed [km/h]	65.6	66.2	65.6	63.3	63.5	63.4							
Avg. Dist. to Rail [m]	2.0	0.2	1.5	1.4	1.2	3.2							
Avg. Stride Freq. [Hz]	2.3	2.3	2.3	2.3	2.3	2.3							
Avg. Stride Length [m]	6.1	7.8	7.7	7.6	7.5	7.3							





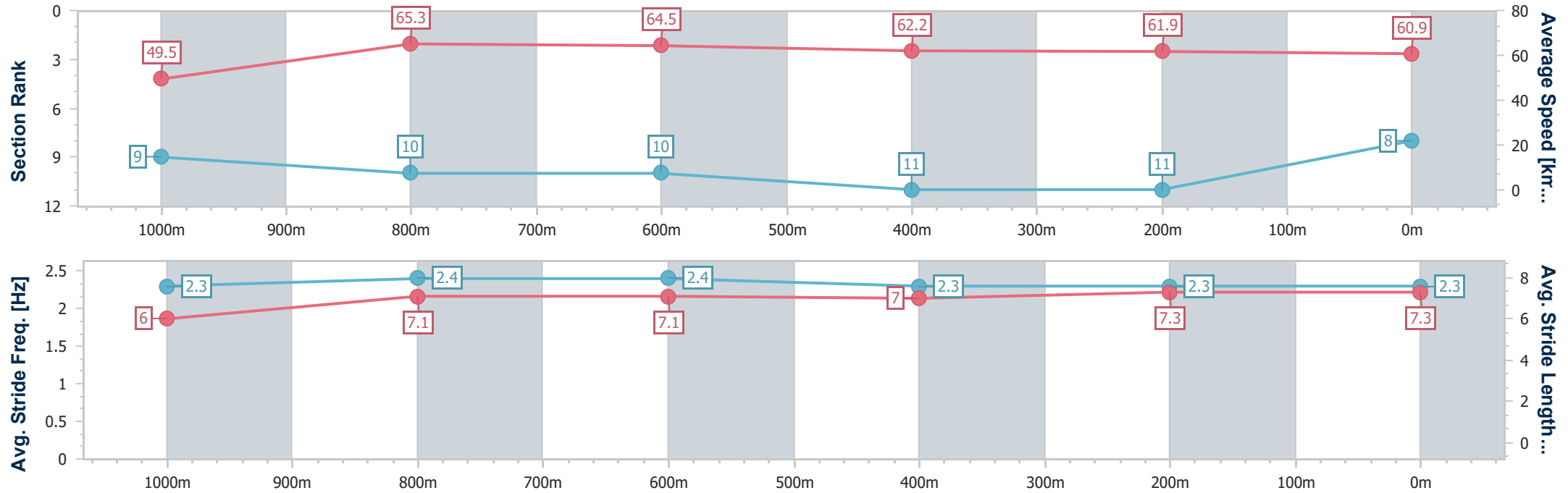
Horse/Jockey Name	Diaco
Final Rank	8
Fastest Section Time (Section)	0:11.01 (1000m)
Top Speed [km/h] (Section)	66.2 (1000m)
Race State	Finished



Ipswich QLD Professional
Race 6: TEMPUS TWO Class 5 Handicap - 1200m
12 February 2025 - 16:34
Track Rating: Soft 6, Weather: Overcast, Rail Position: +6.5m Entire



Section	Overall	1000m	800m	600m	400m	200m							
Section Times	1:11.56 [8] (0:14.52)	0:57.04 [9] (0:11.01)	0:46.03 [10] (0:11.13)	0:34.90 [10] (0:11.52)	0:23.38 [11] (0:11.59)	0:11.79 [11] (0:11.79)							
Average Speed [km/h]	49.5	65.3	64.5	62.2	61.9	60.9							
Top Speed [km/h]	63.8	66.2	65.8	63.2	62.5	62.5							
Avg. Dist. to Rail [m]	4.4	0.5	1.2	1.5	1.1	1.3							
Avg. Stride Freq. [Hz]	2.3	2.4	2.4	2.3	2.3	2.3							
Avg. Stride Length [m]	6.0	7.1	7.1	7.0	7.3	7.3							



[] Ranking at each section and finish
- - - - No data available at this section
NA No data available



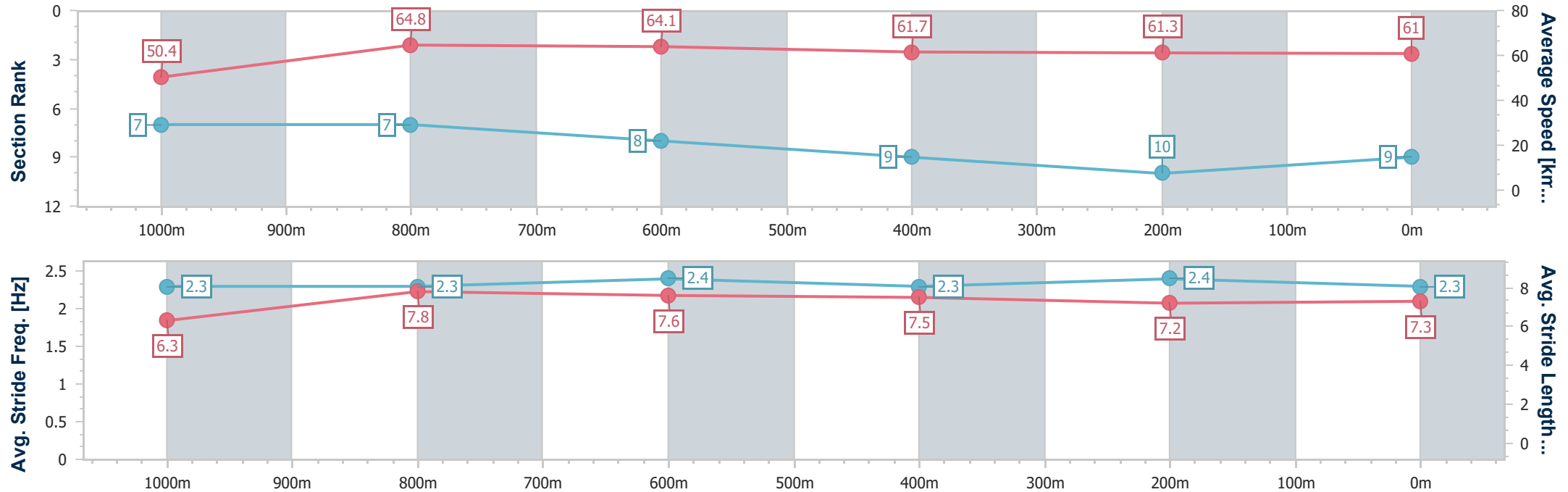
Horse/Jockey Name	Spill The Secret
Final Rank	9
Fastest Section Time (Section)	0:11.08 (1000m)
Top Speed [km/h] (Section)	65.9 (Overall)
Race State	Finished



Ipswich QLD Professional
Race 6: TEMPUS TWO Class 5 Handicap - 1200m
12 February 2025 - 16:34
Track Rating: Soft 6, Weather: Overcast, Rail Position: +6.5m Entire



Section	Overall	1000m	800m	600m	400m	200m							
Section Times	1:11.57 [9] (0:14.26)	0:57.31 [7] (0:11.08)	0:46.23 [7] (0:11.19)	0:35.04 [8] (0:11.58)	0:23.46 [9] (0:11.65)	0:11.81 [10] (0:11.81)							
Average Speed [km/h]	50.4	64.8	64.1	61.7	61.3	61.0							
Top Speed [km/h]	65.9	65.7	65.4	63.4	62.7	62.6							
Avg. Dist. to Rail [m]	0.8	1.3	1.8	1.9	1.3	0.5							
Avg. Stride Freq. [Hz]	2.3	2.3	2.4	2.3	2.4	2.3							
Avg. Stride Length [m]	6.3	7.8	7.6	7.5	7.2	7.3							





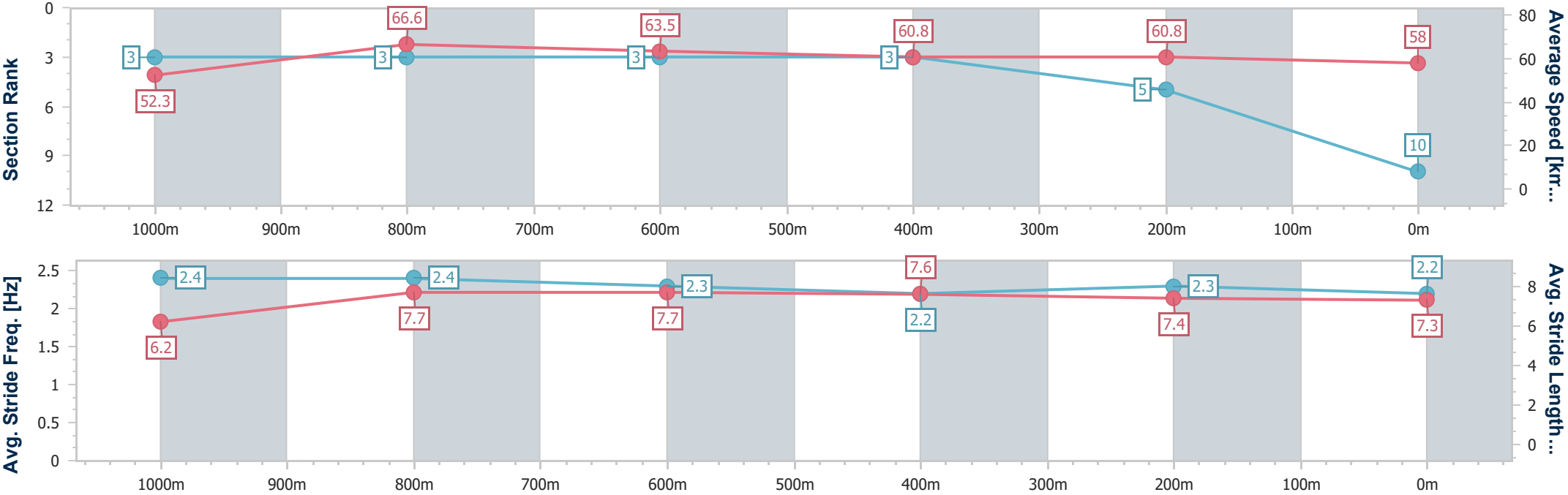
Horse/Jockey Name	Tarps
Final Rank	10
Fastest Section Time (Section)	0:10.73 (1000m)
Top Speed [km/h] (Section)	68.5 (1000m)
Race State	Finished



Ipswich QLD Professional
Race 6: TEMPUS TWO Class 5 Handicap - 1200m
12 February 2025 - 16:34
Track Rating: Soft 6, Weather: Overcast, Rail Position: +6.5m Entire



Section	Overall	1000m	800m	600m	400m	200m							
Section Times	1:11.61 [10] (0:13.79)	0:57.82 [3] (0:10.73)	0:47.09 [3] (0:11.25)	0:35.84 [3] (0:11.68)	0:24.16 [3] (0:11.76)	0:12.40 [5] (0:12.40)							
Average Speed [km/h]	52.3	66.6	63.5	60.8	60.8	58.0							
Top Speed [km/h]	68.3	68.5	65.6	62.1	62.0	60.0							
Avg. Dist. to Rail [m]	1.8	1.9	2.5	2.7	2.1	1.1							
Avg. Stride Freq. [Hz]	2.4	2.4	2.3	2.2	2.3	2.2							
Avg. Stride Length [m]	6.2	7.7	7.7	7.6	7.4	7.3							



[] Ranking at each section and finish
-.-.- No data available at this section
NA No data available



Horse/Jockey Name	Saddle Boy
Final Rank	11
Fastest Section Time (Section)	0:10.89 (1000m)
Top Speed [km/h] (Section)	67.4 (Overall)
Race State	Finished

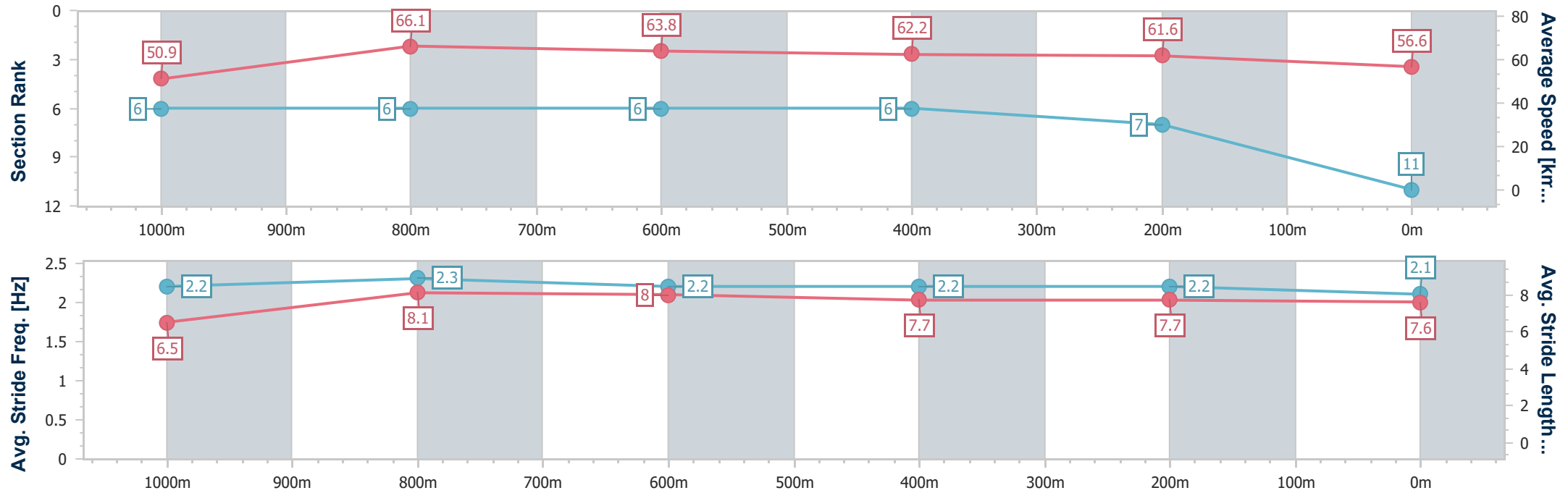


Ipswich QLD Professional
Race 6: TEMPUS TWO Class 5 Handicap - 1200m



12 February 2025 - 16:34
Track Rating: Soft 6, Weather: Overcast, Rail Position: +6.5m Entire

Section	Overall	1000m	800m	600m	400m	200m							
Section Times	1:12.25 [11] (0:14.15)	0:58.10 [6] (0:10.89)	0:47.21 [6] (0:11.22)	0:35.99 [6] (0:11.61)	0:24.38 [6] (0:11.66)	0:12.72 [7] (0:12.72)							
Average Speed [km/h]	50.9	66.1	63.8	62.2	61.6	56.6							
Top Speed [km/h]	67.4	67.0	66.1	62.8	63.3	60.3							
Avg. Dist. to Rail [m]	3.0	0.5	0.6	0.4	0.6	2.4							
Avg. Stride Freq. [Hz]	2.2	2.3	2.2	2.2	2.2	2.1							
Avg. Stride Length [m]	6.5	8.1	8.0	7.7	7.7	7.6							



- [] Ranking at each section and finish
- .-.- No data available at this section
- NA No data available



Ipswich QLD Professional
Race 7: GORDON'S GIN Class 3 Plate - 1350m
12 February 2025 - 17:10



Track Rating: Soft 6, Weather: Overcast, Rail Position: +6.5m Entire

Section		Overall				1200m	1000m	800m	600m	400m	Last 600m	
Field Times		1:20.44				1:09.52	0:58.75	0:47.23	0:35.54	0:23.94	0:35.54	
		(0:10.92)				(0:10.77)	(0:11.52)	(0:11.69)	(0:11.60)	(0:11.74)		
Rank	TAB	Horse/Jockey	Barrier	Top Speed [km/h]	Fastest Section							Distance Travelled [m]
1	3	FREE CARRY	8	67.7	0:10.77	1:20.44 [1]	1:09.52 [1]	0:58.75 [1]	0:47.23 [1]	0:35.54 [1]	0:23.94 [1]	0:35.54
		Emily Lang		1200m	1200m	(0:10.92)	(0:10.77)	(0:11.52)	(0:11.69)	(0:11.60)	(0:11.74)	
2	13	RED DEFCON	7	66.3	0:11.06	1:20.70 [2]	1:09.35 [7]	0:58.29 [7]	0:46.74 [7]	0:35.26 [7]	0:23.65 [8]	0:35.26 +4
		Madeleine Wishart		1200m	1200m	(0:11.35)	(0:11.06)	(0:11.55)	(0:11.48)	(0:11.61)	(0:11.57)	
3	8	BADDA BOOM BABY	13	67.4	0:11.17	1:21.04 [3]	1:09.32 [12]	0:58.15 [11]	0:46.71 [11]	0:35.27 [10]	0:23.62 [11]	0:35.27 +5
		Anthony Allen		1200m	1200m	(0:11.72)	(0:11.17)	(0:11.44)	(0:11.44)	(0:11.65)	(0:11.67)	
4	10	SOUTH SEA	5	66.1	0:11.05	1:21.05 [4]	1:09.89 [4]	0:58.84 [4]	0:47.46 [5]	0:35.82 [6]	0:24.09 [6]	0:35.82 +1
		Boris Thornton		1200m	1200m	(0:11.16)	(0:11.05)	(0:11.38)	(0:11.64)	(0:11.73)	(0:11.83)	
5	12	BUCKS FIZZ	4	67.7	0:10.90	1:21.28 [5]	1:10.30 [2]	0:59.40 [2]	0:47.84 [3]	0:36.19 [4]	0:24.43 [4]	0:36.19 +0
		Nikita Beriman		1200m	1200m	(0:10.98)	(0:10.90)	(0:11.56)	(0:11.65)	(0:11.76)	(0:11.90)	
6	2	DON'T DISS AROUND	11	66.7	0:11.19	1:21.44 [6]	1:09.45 [13]	0:58.00 [13]	0:46.67 [13]	0:35.34 [12]	0:24.15 [10]	0:35.34 +0
		Tahlia Fenlon		1000m	600m	(0:11.99)	(0:11.45)	(0:11.33)	(0:11.33)	(0:11.19)	(0:11.76)	
7	4	GREAT ASPIRATIONS	9	67.4	0:11.14	1:21.44 [7]	1:10.17 [6]	0:59.03 [8]	0:47.62 [6]	0:36.21 [5]	0:24.53 [5]	0:36.21 +4
		Ryan Maloney		1200m	1200m	(0:11.27)	(0:11.14)	(0:11.41)	(0:11.41)	(0:11.68)	(0:11.85)	
8	1	BORN FEARLESS	10	66.9	0:11.02	1:21.47 [8]	1:10.09 [8]	0:59.07 [6]	0:47.90 [4]	0:36.41 [3]	0:24.76 [2]	0:36.41 +4
		Angela Jones		1200m	1200m	(0:11.38)	(0:11.02)	(0:11.17)	(0:11.49)	(0:11.65)	(0:11.98)	
9	7	HURACANEVO	6	66.4	0:11.11	1:21.70 [9]	1:10.18 [9]	0:59.07 [9]	0:47.62 [9]	0:36.14 [9]	0:24.45 [9]	0:36.14 +6
		Michael Rodd		1200m	1200m	(0:11.52)	(0:11.11)	(0:11.45)	(0:11.48)	(0:11.69)	(0:11.89)	
10	9	ONE BEAT NO BEAT	12	68.1	0:10.78	1:21.82 [10]	1:10.70 [3]	0:59.92 [3]	0:48.45 [2]	0:36.82 [2]	0:25.09 [3]	0:36.82 +3
		Andrew Mallyon		1200m	1200m	(0:11.12)	(0:10.78)	(0:11.47)	(0:11.63)	(0:11.73)	(0:12.07)	

Scratched: Becamo (#5)



Ipswich QLD Professional
Race 7: GORDON'S GIN Class 3 Plate - 1350m
12 February 2025 - 17:10



Track Rating: Soft 6, Weather: Overcast, Rail Position: +6.5m Entire

Section						Overall	1200m	1000m	800m	600m	400m	Last 600m		
Field Times						1:20.44 (0:10.92)	1:09.52 (0:10.77)	0:58.75 (0:11.52)	0:47.23 (0:11.69)	0:35.54 (0:11.60)	0:23.94 (0:11.74)	0:35.54		
Rank	TAB	Horse/Jockey	Barrier	Top Speed [km/h]	Fastest Section									Distance Travelled [m]
11	6	BETTER BE SLICK	1	66.7	0:11.24	1:22.03 [11]	1:10.38 [11]	0:59.14 [12]	0:47.64 [12]	0:36.07 [11]	0:24.39 [12]	0:36.07	+3	
		Siobhan Rutledge		1200m	1200m	(0:11.65)	(0:11.24)	(0:11.50)	(0:11.57)	(0:11.68)	(0:11.98)			
12	11	ADMONISH	2	66.9	0:11.04	1:22.88 [12]	1:11.68 [5]	1:00.64 [5]	0:48.91 [8]	0:37.37 [8]	0:25.84 [7]	0:37.37	-4	
		James Orman		1200m	1200m	(0:11.20)	(0:11.04)	(0:11.73)	(0:11.54)	(0:11.53)	(0:12.22)			
13	14	EASY COMPANY	3	66.5	0:11.18	1:25.19 [13]	1:13.67 [10]	1:02.49 [10]	0:50.88 [10]	0:39.05 [13]	0:26.85 [13]	0:39.05	+0	
		Jason Taylor		1200m	1200m	(0:11.52)	(0:11.18)	(0:11.61)	(0:11.83)	(0:12.20)	(0:12.84)			

Scratched: Becamo (#5)



Ipswich QLD Professional
Race 7: GORDON'S GIN Class 3 Plate - 1350m
12 February 2025 - 17:10



Track Rating: Soft 6, Weather: Overcast, Rail Position: +6.5m Entire

Section Field Times				200m 0:12.20 (0:12.20)				Last 600m 0:35.54	
Rank	TAB	Horse/Jockey	Barrier	Top Speed [km/h]	Fastest Section	Margin		Distance Travelled [m]	
1	3	FREE CARRY	8	67.7	0:10.77	0:12.20 [1]	1:20.44	0:35.54	
		Emily Lang		1200m	1200m	(0:12.20)			
2	13	RED DEFCON	7	66.3	0:11.06	0:12.08 [2]	1.57L	0:35.26	+4
		Madeleine Wishart		1200m	1200m	(0:12.08)			
3	8	BADDA BOOM BABY	13	67.4	0:11.17	0:11.95 [9]	3.55L	0:35.27	+5
		Anthony Allen		1200m	1200m	(0:11.95)			
4	10	SOUTH SEA	5	66.1	0:11.05	0:12.26 [6]	3.61L	0:35.82	+1
		Boris Thornton		1200m	1200m	(0:12.26)			
5	12	BUCKS FIZZ	4	67.7	0:10.90	0:12.53 [4]	4.94L	0:36.19	+0
		Nikita Beriman		1200m	1200m	(0:12.53)			
6	2	DON'T DISS AROUND	11	66.7	0:11.19	0:12.39 [8]	5.89L	0:35.34	+0
		Tahlia Fenlon		1000m	600m	(0:12.39)			
7	4	GREAT ASPIRATIONS	9	67.4	0:11.14	0:12.68 [5]	5.92L	0:36.21	+4
		Ryan Maloney		1200m	1200m	(0:12.68)			
8	1	BORN FEARLESS	10	66.9	0:11.02	0:12.78 [3]	6.09L	0:36.41	+4
		Angela Jones		1200m	1200m	(0:12.78)			
9	7	HURACANEVO	6	66.4	0:11.11	0:12.56 [10]	7.45L	0:36.14	+6
		Michael Rodd		1200m	1200m	(0:12.56)			
10	9	ONE BEAT NO BEAT	12	68.1	0:10.78	0:13.02 [7]	8.14L	0:36.82	+3
		Andrew Mallyon		1200m	1200m	(0:13.02)			

Scratched: Becamo (#5)

Report Created: Wed 12 February 2025 17:36 GMT (Note: Timing is based on position data)

Page 3/17

[] Ranking at each section and finish
-:-:- No data available at this section
NA No data available

SCN Saddle cloth number
DNF Did not finish
DNT Did not track

data processed by  TRIPLESDATA



Ipswich QLD Professional
Race 7: GORDON'S GIN Class 3 Plate - 1350m
12 February 2025 - 17:10



Track Rating: Soft 6, Weather: Overcast, Rail Position: +6.5m Entire

Section		200m						Last 600m		
Field Times		0:12.20 (0:12.20)						0:35.54		
Rank	TAB	Horse/Jockey	Barrier	Top Speed [km/h]	Fastest Section	Margin			Distance Travelled [m]	
11	6	BETTER BE SLICK	1	66.7	0:11.24	0:12.41 [12]	9.38L		0:36.07	+3
		Siobhan Rutledge		1200m	1200m	(0:12.41)				
12	11	ADMONISH	2	66.9	0:11.04	0:13.62 [11]	14.36L		0:37.37	-4
		James Orman		1200m	1200m	(0:13.62)				
13	14	EASY COMPANY	3	66.5	0:11.18	0:14.01 [13]	27.95L		0:39.05	+0
		Jason Taylor		1200m	1200m	(0:14.01)				

Scratched: Becamo (#5)



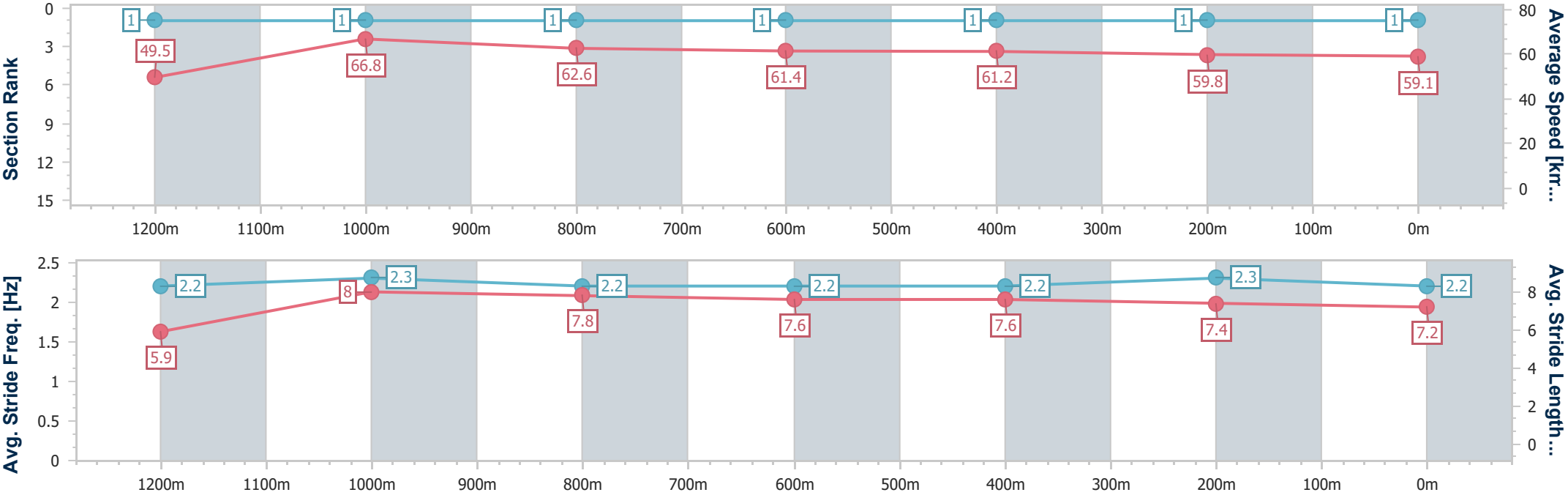
Horse/Jockey Name	Free Carry
Final Rank	1
Fastest Section Time (Section)	0:10.77 (1200m)
Top Speed [km/h] (Section)	67.7 (1200m)
Race State	Finished



Ipswich QLD Professional
Race 7: GORDON'S GIN Class 3 Plate - 1350m
12 February 2025 - 17:10
Track Rating: Soft 6, Weather: Overcast, Rail Position: +6.5m Entire



Section	Overall	1200m	1000m	800m	600m	400m	200m						
Section Times	1:20.44 [1] (0:10.92)	1:09.52 [1] (0:10.77)	0:58.75 [1] (0:11.52)	0:47.23 [1] (0:11.69)	0:35.54 [1] (0:11.60)	0:23.94 [1] (0:11.74)	0:12.20 [1] (0:12.20)						
Average Speed [km/h]	49.5	66.8	62.6	61.4	61.2	59.8	59.1						
Top Speed [km/h]	67.3	67.7	64.9	62.2	62.9	60.6	60.1						
Avg. Dist. to Rail [m]	4.7	1.6	0.3	1.2	3.0	5.3	4.0						
Avg. Stride Freq. [Hz]	2.2	2.3	2.2	2.2	2.2	2.3	2.2						
Avg. Stride Length [m]	5.9	8.0	7.8	7.6	7.6	7.4	7.2						





Horse/Jockey Name	Red Defcon
Final Rank	2
Fastest Section Time (Section)	0:11.06 (1200m)
Top Speed [km/h] (Section)	66.3 (1200m)
Race State	Finished

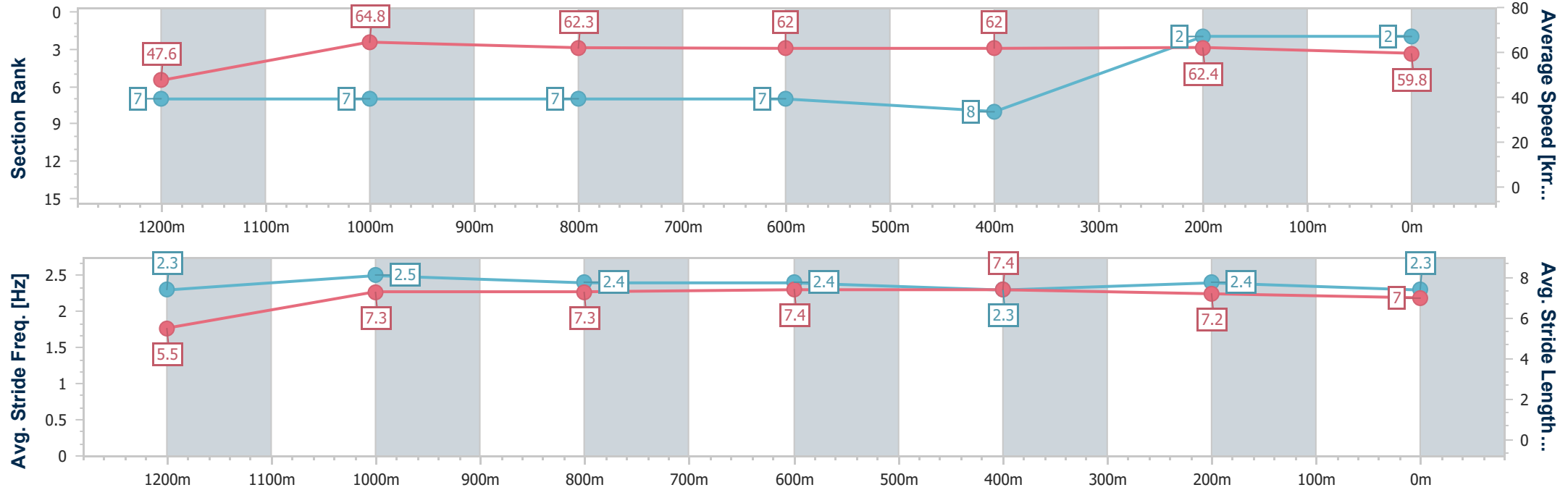


Ipswich QLD Professional
Race 7: GORDON'S GIN Class 3 Plate - 1350m



12 February 2025 - 17:10
Track Rating: Soft 6, Weather: Overcast, Rail Position: +6.5m Entire

Section	Overall	1200m	1000m	800m	600m	400m	200m						
Section Times	1:20.70 [2] (0:11.35)	1:09.35 [7] (0:11.06)	0:58.29 [7] (0:11.55)	0:46.74 [7] (0:11.48)	0:35.26 [7] (0:11.61)	0:23.65 [8] (0:11.57)	0:12.08 [2] (0:12.08)						
Average Speed [km/h]	47.6	64.8	62.3	62.0	62.0	62.4	59.8						
Top Speed [km/h]	64.3	66.3	65.3	63.9	63.6	63.9	61.8						
Avg. Dist. to Rail [m]	3.5	0.8	1.8	2.2	0.8	2.1	3.6						
Avg. Stride Freq. [Hz]	2.3	2.5	2.4	2.4	2.3	2.4	2.3						
Avg. Stride Length [m]	5.5	7.3	7.3	7.4	7.4	7.2	7.0						



[] Ranking at each section and finish
-.-.- No data available at this section
NA No data available



Horse/Jockey Name	Badda Boom Baby
Final Rank	3
Fastest Section Time (Section)	0:11.17 (1200m)
Top Speed [km/h] (Section)	67.4 (1200m)
Race State	Finished



Ipswich QLD Professional

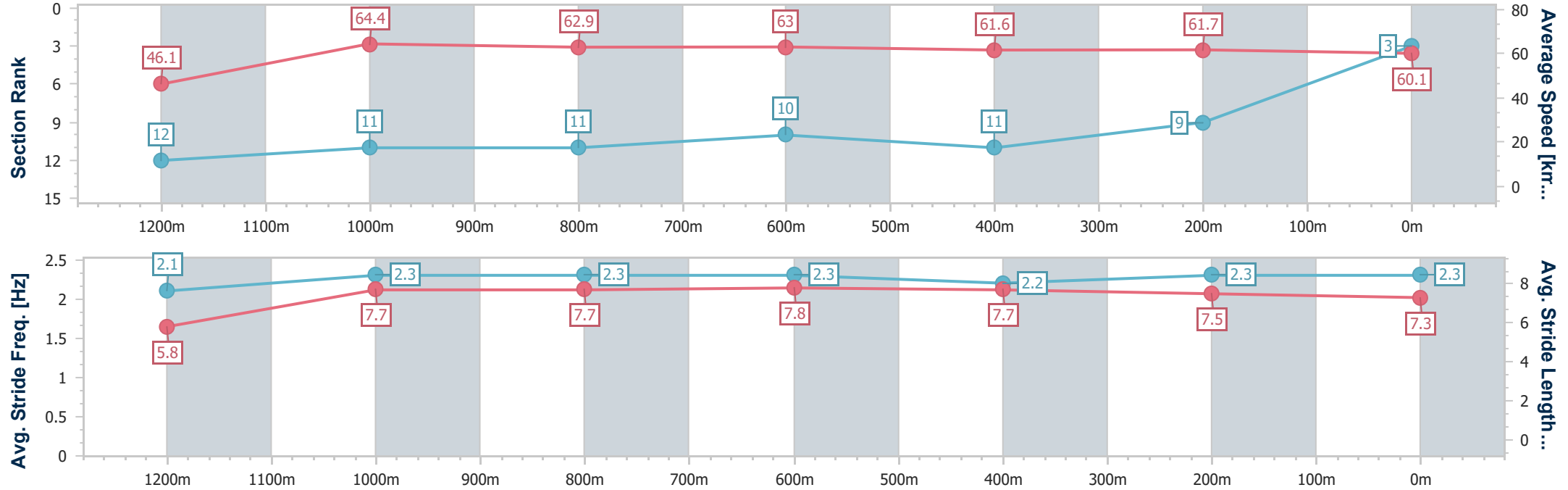
Race 7: GORDON'S GIN Class 3 Plate - 1350m

12 February 2025 - 17:10

Track Rating: Soft 6, Weather: Overcast, Rail Position: +6.5m Entire



Section	Overall	1200m	1000m	800m	600m	400m	200m						
Section Times	1:21.04 [3] (0:11.72)	1:09.32 [12] (0:11.17)	0:58.15 [11] (0:11.44)	0:46.71 [11] (0:11.44)	0:35.27 [10] (0:11.65)	0:23.62 [11] (0:11.67)	0:11.95 [9] (0:11.95)						
Average Speed [km/h]	46.1	64.4	62.9	63.0	61.6	61.7	60.1						
Top Speed [km/h]	62.4	67.4	65.9	64.1	63.7	62.0	61.5						
Avg. Dist. to Rail [m]	7.4	0.6	0.5	0.4	0.5	0.8	4.2						
Avg. Stride Freq. [Hz]	2.1	2.3	2.3	2.3	2.2	2.3	2.3						
Avg. Stride Length [m]	5.8	7.7	7.7	7.8	7.7	7.5	7.3						



- [] Ranking at each section and finish
- .-.- No data available at this section
- NA No data available



Horse/Jockey Name	South Sea
Final Rank	4
Fastest Section Time (Section)	0:11.05 (1200m)
Top Speed [km/h] (Section)	66.1 (1200m)
Race State	Finished



Ipswich QLD Professional

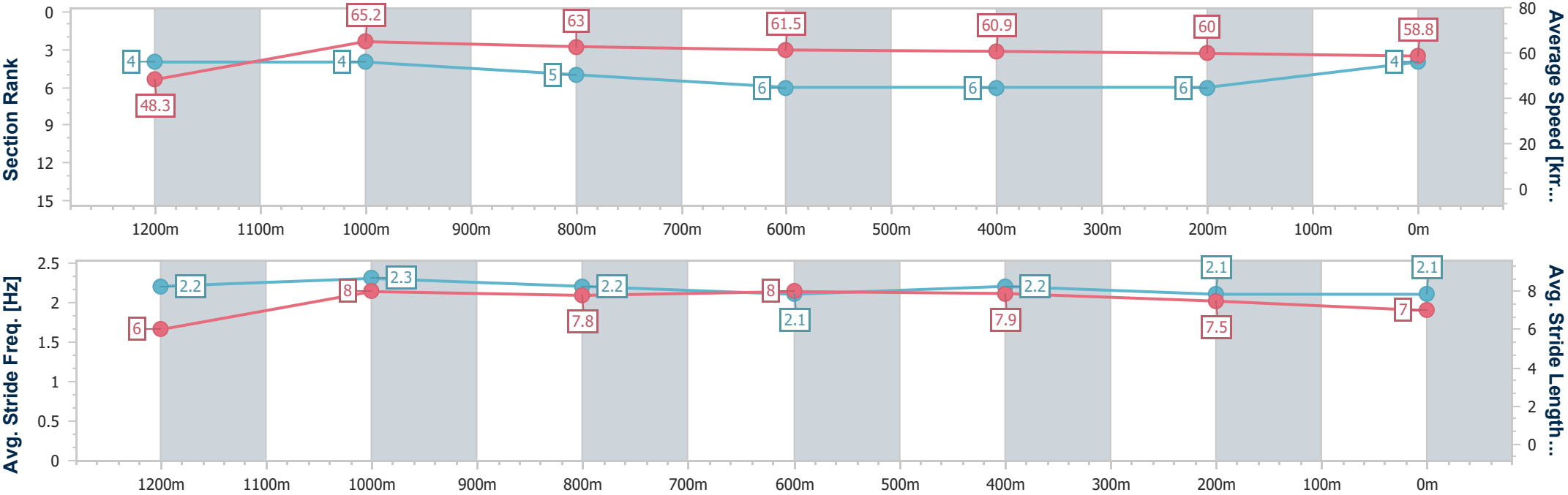
Race 7: GORDON'S GIN Class 3 Plate - 1350m

12 February 2025 - 17:10

Track Rating: Soft 6, Weather: Overcast, Rail Position: +6.5m Entire



Section	Overall	1200m	1000m	800m	600m	400m	200m						
Section Times	1:21.05 [4] (0:11.16)	1:09.89 [4] (0:11.05)	0:58.84 [4] (0:11.38)	0:47.46 [5] (0:11.64)	0:35.82 [6] (0:11.73)	0:24.09 [6] (0:11.83)	0:12.26 [6] (0:12.26)						
Average Speed [km/h]	48.3	65.2	63.0	61.5	60.9	60.0	58.8						
Top Speed [km/h]	64.3	66.1	65.9	62.5	62.5	61.3	60.5						
Avg. Dist. to Rail [m]	2.2	0.8	1.8	2.0	1.7	2.7	1.1						
Avg. Stride Freq. [Hz]	2.2	2.3	2.2	2.1	2.2	2.1	2.1						
Avg. Stride Length [m]	6.0	8.0	7.8	8.0	7.9	7.5	7.0						





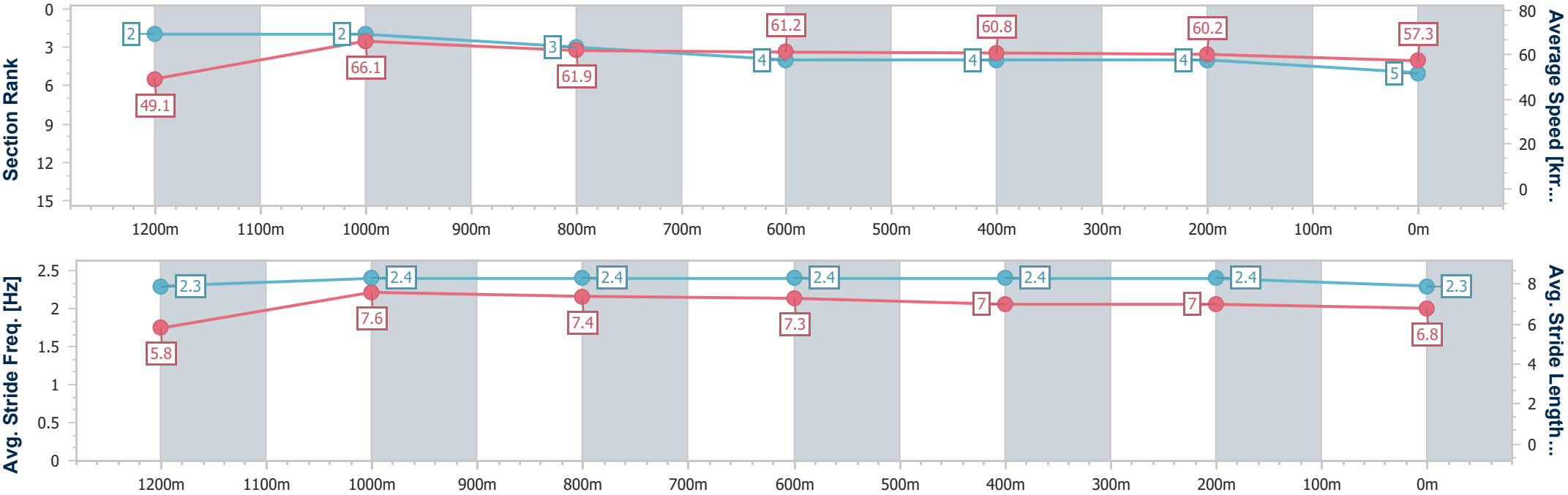
Horse/Jockey Name	Bucks Fizz
Final Rank	5
Fastest Section Time (Section)	0:10.90 (1200m)
Top Speed [km/h] (Section)	67.7 (1200m)
Race State	Finished



Ipswich QLD Professional
Race 7: GORDON'S GIN Class 3 Plate - 1350m
12 February 2025 - 17:10
Track Rating: Soft 6, Weather: Overcast, Rail Position: +6.5m Entire



Section	Overall	1200m	1000m	800m	600m	400m	200m						
Section Times	1:21.28 [5] (0:10.98)	1:10.30 [2] (0:10.90)	0:59.40 [2] (0:11.56)	0:47.84 [3] (0:11.65)	0:36.19 [4] (0:11.76)	0:24.43 [4] (0:11.90)	0:12.53 [4] (0:12.53)						
Average Speed [km/h]	49.1	66.1	61.9	61.2	60.8	60.2	57.3						
Top Speed [km/h]	66.2	67.7	63.7	62.8	62.6	60.5	59.5						
Avg. Dist. to Rail [m]	1.6	0.8	1.7	2.2	2.0	1.5	0.6						
Avg. Stride Freq. [Hz]	2.3	2.4	2.4	2.4	2.4	2.4	2.3						
Avg. Stride Length [m]	5.8	7.6	7.4	7.3	7.0	7.0	6.8						





Horse/Jockey Name	Don't Diss Around
Final Rank	6
Fastest Section Time (Section)	0:11.19 (600m)
Top Speed [km/h] (Section)	66.7 (1000m)
Race State	Finished



Ipswich QLD Professional

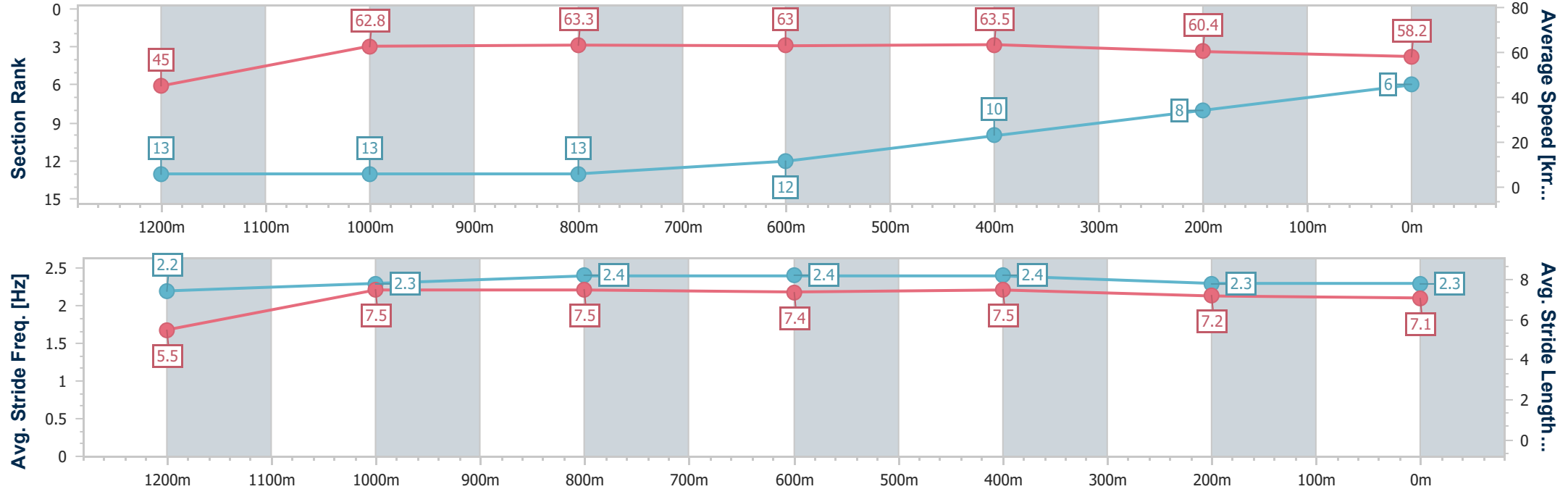
Race 7: GORDON'S GIN Class 3 Plate - 1350m

12 February 2025 - 17:10

Track Rating: Soft 6, Weather: Overcast, Rail Position: +6.5m Entire



Section	Overall	1200m	1000m	800m	600m	400m	200m						
Section Times	1:21.44 [6] (0:11.99)	1:09.45 [13] (0:11.45)	0:58.00 [13] (0:11.33)	0:46.67 [13] (0:11.33)	0:35.34 [12] (0:11.19)	0:24.15 [10] (0:11.76)	0:12.39 [8] (0:12.39)						
Average Speed [km/h]	45.0	62.8	63.3	63.0	63.5	60.4	58.2						
Top Speed [km/h]	61.3	65.4	66.7	65.3	65.9	62.5	60.3						
Avg. Dist. to Rail [m]	5.0	1.4	1.2	1.8	3.3	2.5	2.0						
Avg. Stride Freq. [Hz]	2.2	2.3	2.4	2.4	2.4	2.3	2.3						
Avg. Stride Length [m]	5.5	7.5	7.5	7.4	7.5	7.2	7.1						



- [] Ranking at each section and finish
- .-.- No data available at this section
- NA No data available



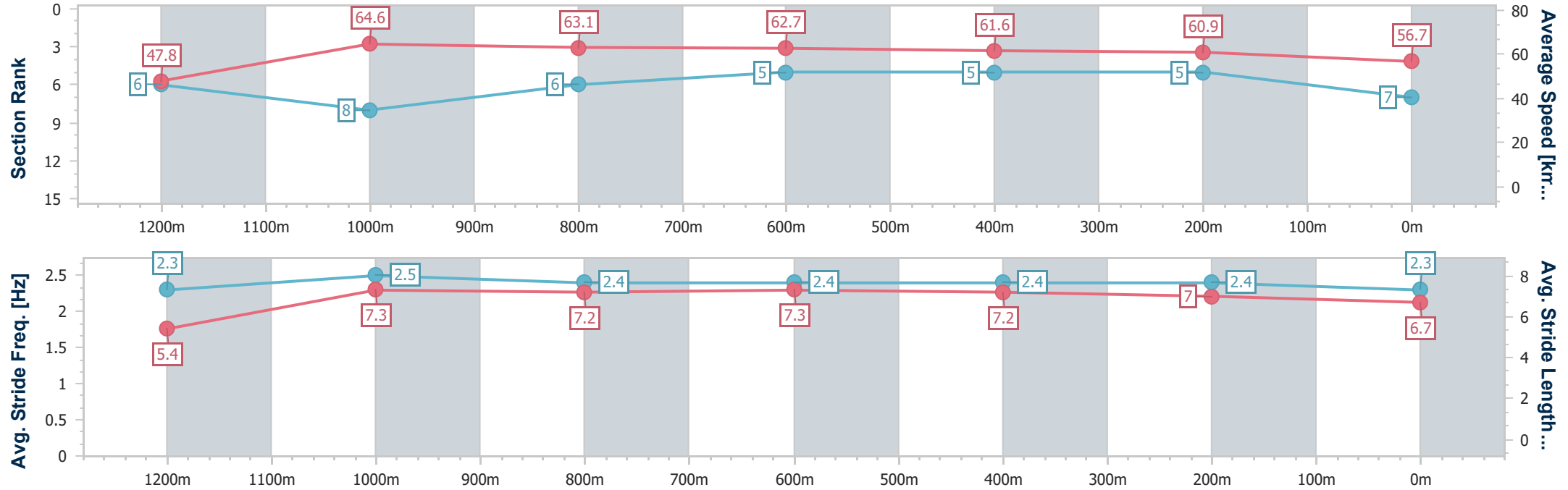
Horse/Jockey Name	Great Aspirations
Final Rank	7
Fastest Section Time (Section)	0:11.14 (1200m)
Top Speed [km/h] (Section)	67.4 (1200m)
Race State	Finished



Ipswich QLD Professional
Race 7: GORDON'S GIN Class 3 Plate - 1350m
12 February 2025 - 17:10
Track Rating: Soft 6, Weather: Overcast, Rail Position: +6.5m Entire



Section	Overall	1200m	1000m	800m	600m	400m	200m						
Section Times	1:21.44 [7] (0:11.27)	1:10.17 [6] (0:11.14)	0:59.03 [8] (0:11.41)	0:47.62 [6] (0:11.41)	0:36.21 [5] (0:11.68)	0:24.53 [5] (0:11.85)	0:12.68 [5] (0:12.68)						
Average Speed [km/h]	47.8	64.6	63.1	62.7	61.6	60.9	56.7						
Top Speed [km/h]	64.9	67.4	65.4	64.7	63.3	61.9	59.4						
Avg. Dist. to Rail [m]	5.4	1.1	1.5	1.0	0.6	1.4	3.9						
Avg. Stride Freq. [Hz]	2.3	2.5	2.4	2.4	2.4	2.4	2.3						
Avg. Stride Length [m]	5.4	7.3	7.2	7.3	7.2	7.0	6.7						





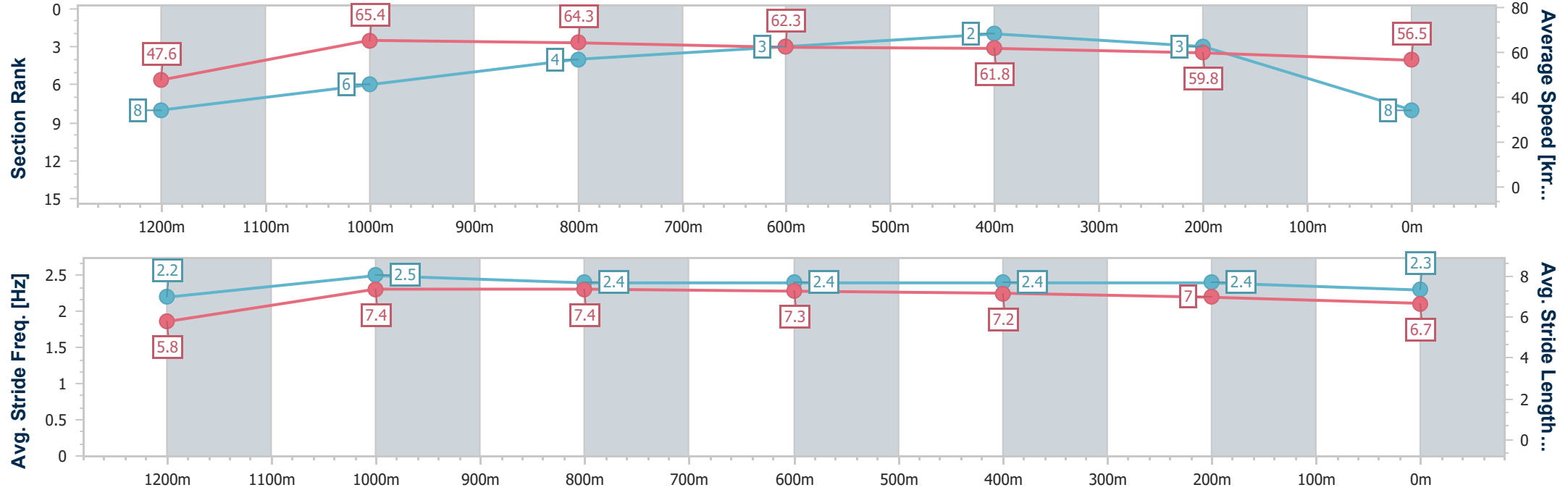
Horse/Jockey Name	Born Fearless
Final Rank	8
Fastest Section Time (Section)	0:11.02 (1200m)
Top Speed [km/h] (Section)	66.9 (1200m)
Race State	Finished



Ipswich QLD Professional
Race 7: GORDON'S GIN Class 3 Plate - 1350m
12 February 2025 - 17:10
Track Rating: Soft 6, Weather: Overcast, Rail Position: +6.5m Entire



Section	Overall	1200m	1000m	800m	600m	400m	200m						
Section Times	1:21.47 [8] (0:11.38)	1:10.09 [8] (0:11.02)	0:59.07 [6] (0:11.17)	0:47.90 [4] (0:11.49)	0:36.41 [3] (0:11.65)	0:24.76 [2] (0:11.98)	0:12.78 [3]						
Average Speed [km/h]	47.6	65.4	64.3	62.3	61.8	59.8	56.5						
Top Speed [km/h]	64.3	66.9	66.8	64.5	63.5	61.2	58.6						
Avg. Dist. to Rail [m]	6.6	1.4	0.3	0.9	0.8	1.0	3.9						
Avg. Stride Freq. [Hz]	2.2	2.5	2.4	2.4	2.4	2.4	2.3						
Avg. Stride Length [m]	5.8	7.4	7.4	7.3	7.2	7.0	6.7						





Horse/Jockey Name	Huracanevo
Final Rank	9
Fastest Section Time (Section)	0:11.11 (1200m)
Top Speed [km/h] (Section)	66.4 (1200m)
Race State	Finished



Ipswich QLD Professional

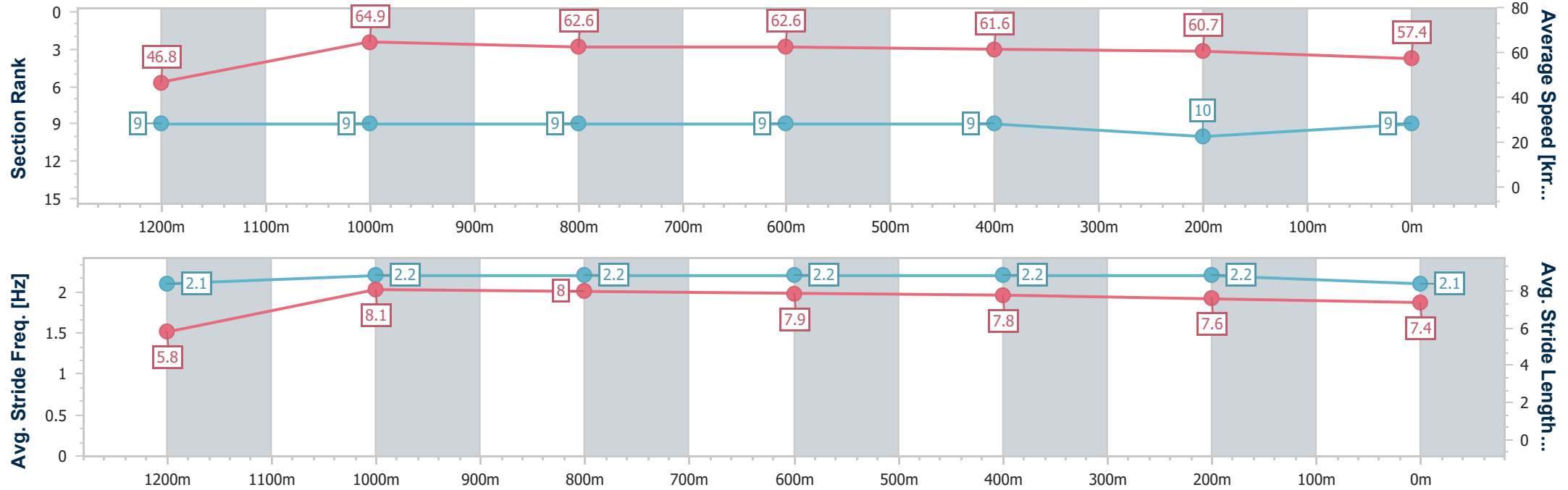
Race 7: GORDON'S GIN Class 3 Plate - 1350m

12 February 2025 - 17:10

Track Rating: Soft 6, Weather: Overcast, Rail Position: +6.5m Entire



Section	Overall	1200m	1000m	800m	600m	400m	200m						
Section Times	1:21.70 [9] (0:11.52)	1:10.18 [9] (0:11.11)	0:59.07 [9] (0:11.45)	0:47.62 [9] (0:11.48)	0:36.14 [9] (0:11.69)	0:24.45 [9] (0:11.89)	0:12.56 [10] (0:12.56)						
Average Speed [km/h]	46.8	64.9	62.6	62.6	61.6	60.7	57.4						
Top Speed [km/h]	62.8	66.4	65.7	63.9	64.2	62.4	59.9						
Avg. Dist. to Rail [m]	2.3	0.7	0.9	0.9	0.6	1.1	4.9						
Avg. Stride Freq. [Hz]	2.1	2.2	2.2	2.2	2.2	2.2	2.1						
Avg. Stride Length [m]	5.8	8.1	8.0	7.9	7.8	7.6	7.4						



- [] Ranking at each section and finish
- .-.- No data available at this section
- NA No data available



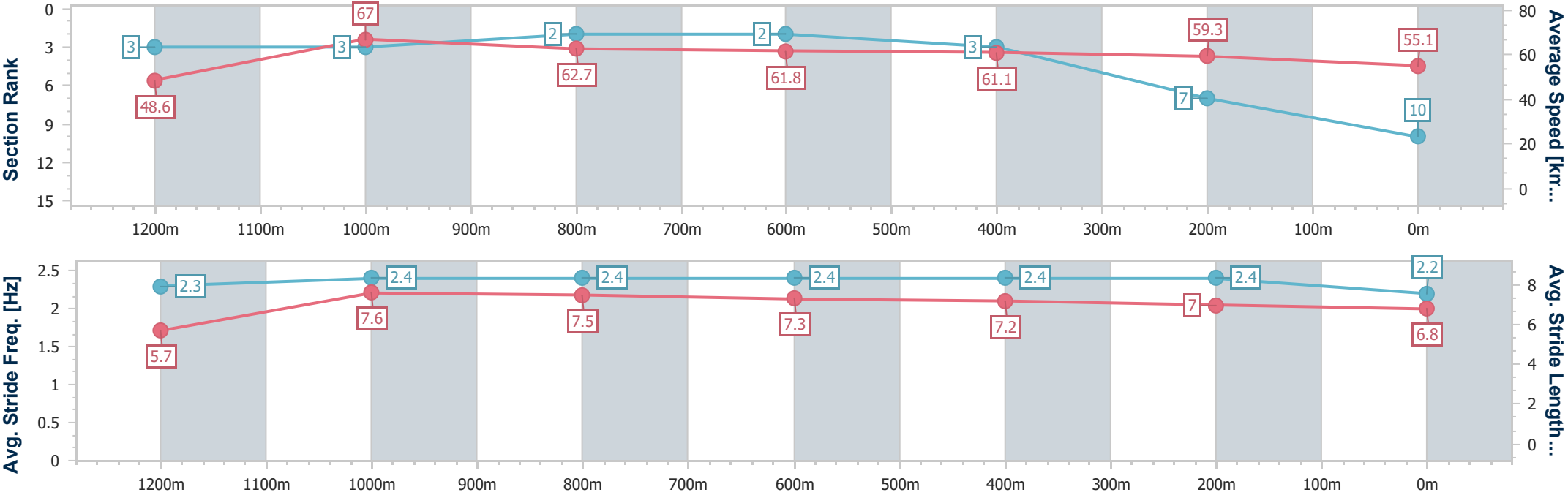
Horse/Jockey Name	One Beat No Beat
Final Rank	10
Fastest Section Time (Section)	0:10.78 (1200m)
Top Speed [km/h] (Section)	68.1 (1200m)
Race State	Finished



Ipswich QLD Professional
Race 7: GORDON'S GIN Class 3 Plate - 1350m
12 February 2025 - 17:10
Track Rating: Soft 6, Weather: Overcast, Rail Position: +6.5m Entire



Section	Overall	1200m	1000m	800m	600m	400m	200m						
Section Times	1:21.82 [10] (0:11.12)	1:10.70 [3] (0:10.78)	0:59.92 [3] (0:11.47)	0:48.45 [2] (0:11.63)	0:36.82 [2] (0:11.73)	0:25.09 [3] (0:12.07)	0:13.02 [7] (0:13.02)						
Average Speed [km/h]	48.6	67.0	62.7	61.8	61.1	59.3	55.1						
Top Speed [km/h]	66.7	68.1	66.2	62.9	62.8	61.0	59.6						
Avg. Dist. to Rail [m]	8.7	2.6	0.3	0.4	0.5	2.5	0.7						
Avg. Stride Freq. [Hz]	2.3	2.4	2.4	2.4	2.4	2.4	2.2						
Avg. Stride Length [m]	5.7	7.6	7.5	7.3	7.2	7.0	6.8						





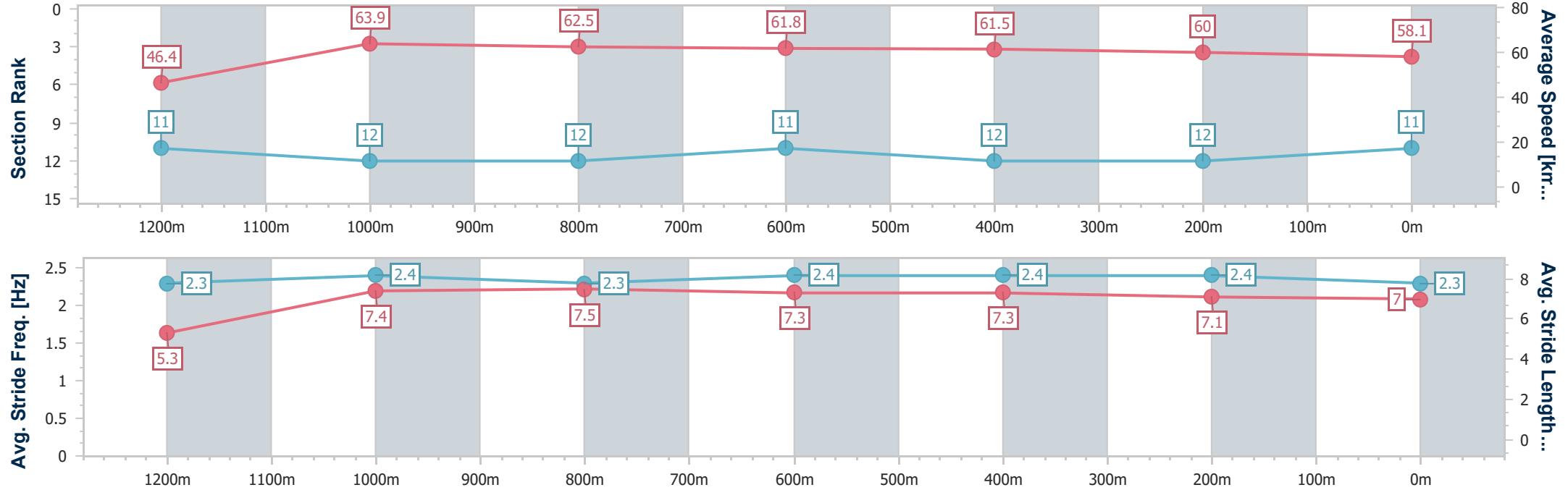
Horse/Jockey Name	Better Be Slick
Final Rank	11
Fastest Section Time (Section)	0:11.24 (1200m)
Top Speed [km/h] (Section)	66.7 (1200m)
Race State	Finished



Ipswich QLD Professional
Race 7: GORDON'S GIN Class 3 Plate - 1350m
12 February 2025 - 17:10
Track Rating: Soft 6, Weather: Overcast, Rail Position: +6.5m Entire



Section	Overall	1200m	1000m	800m	600m	400m	200m						
Section Times	1:22.03 [11] (0:11.65)	1:10.38 [11] (0:11.24)	0:59.14 [12] (0:11.50)	0:47.64 [12] (0:11.57)	0:36.07 [11] (0:11.68)	0:24.39 [12] (0:11.98)	0:12.41 [12] (0:12.41)						
Average Speed [km/h]	46.4	63.9	62.5	61.8	61.5	60.0	58.1						
Top Speed [km/h]	62.7	66.7	65.6	63.5	63.9	61.7	60.4						
Avg. Dist. to Rail [m]	1.8	1.3	1.8	1.0	0.5	0.5	0.8						
Avg. Stride Freq. [Hz]	2.3	2.4	2.3	2.4	2.4	2.4	2.3						
Avg. Stride Length [m]	5.3	7.4	7.5	7.3	7.3	7.1	7.0						





Horse/Jockey Name	Admonish
Final Rank	12
Fastest Section Time (Section)	0:11.04 (1200m)
Top Speed [km/h] (Section)	66.9 (1200m)
Race State	Finished

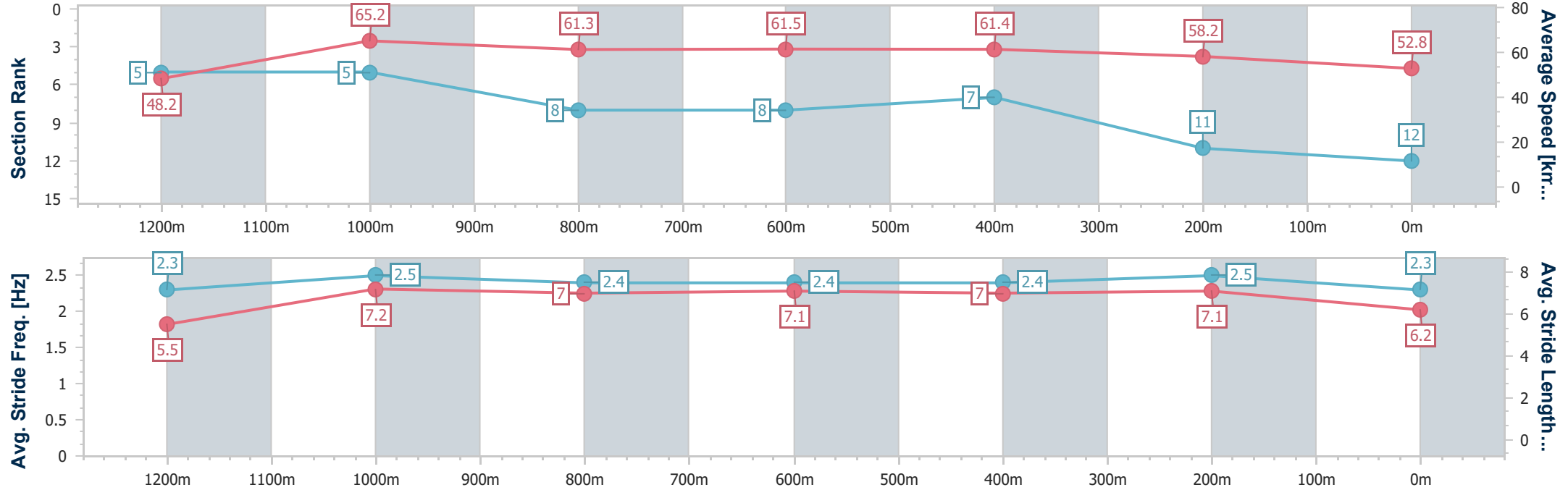


Ipswich QLD Professional
Race 7: GORDON'S GIN Class 3 Plate - 1350m



12 February 2025 - 17:10
Track Rating: Soft 6, Weather: Overcast, Rail Position: +6.5m Entire

Section	Overall	1200m	1000m	800m	600m	400m	200m						
Section Times	1:22.88 [12] (0:11.20)	1:11.68 [5] (0:11.04)	1:00.64 [5] (0:11.73)	0:48.91 [8] (0:11.54)	0:37.37 [8] (0:11.53)	0:25.84 [7] (0:12.22)	0:13.62 [11] (0:13.62)						
Average Speed [km/h]	48.2	65.2	61.3	61.5	61.4	58.2	52.8						
Top Speed [km/h]	65.5	66.9	63.8	63.1	63.5	61.0	56.6						
Avg. Dist. to Rail [m]	1.0	0.7	0.5	3.1	4.6	3.5	1.9						
Avg. Stride Freq. [Hz]	2.3	2.5	2.4	2.4	2.4	2.5	2.3						
Avg. Stride Length [m]	5.5	7.2	7.0	7.1	7.0	7.1	6.2						





Horse/Jockey Name	Easy Company
Final Rank	13
Fastest Section Time (Section)	0:11.18 (1200m)
Top Speed [km/h] (Section)	66.5 (1200m)
Race State	Finished



Ipswich QLD Professional
Race 7: GORDON'S GIN Class 3 Plate - 1350m
12 February 2025 - 17:10
Track Rating: Soft 6, Weather: Overcast, Rail Position: +6.5m Entire



Section	Overall	1200m	1000m	800m	600m	400m	200m						
Section Times	1:25.19 [13] (0:11.52)	1:13.67 [10] (0:11.18)	1:02.49 [10] (0:11.61)	0:50.88 [10] (0:11.83)	0:39.05 [13] (0:12.20)	0:26.85 [13] (0:12.84)	0:14.01 [13] (0:14.01)						
Average Speed [km/h]	46.6	64.4	61.9	60.8	58.3	55.3	51.4						
Top Speed [km/h]	63.7	66.5	65.1	62.2	60.4	57.7	54.2						
Avg. Dist. to Rail [m]	1.3	0.8	1.5	0.7	2.3	2.8	1.6						
Avg. Stride Freq. [Hz]	2.4	2.5	2.4	2.5	2.5	2.4	2.3						
Avg. Stride Length [m]	5.3	7.1	7.1	6.8	7.0	6.9	6.2						

