



Rockhampton QLD Professional

Race 1: GREAT NORTHERN QTIS Two-Year-Old Maiden Handicap - 1050m

14 February 2025 - 12:59



Track Rating: Soft 5, Weather: Fine, Rail Position: +2.5m Entire

Section		Overall				1000m	800m	600m	400m	200m	Last 600m		
Field Times		1:01.51 (0:04.35)				0:57.16 (0:11.59)	0:45.57 (0:12.12)	0:33.45 (0:11.33)	0:22.12 (0:10.61)	0:11.51 (0:11.51)	0:33.45		
Rank	TAB	Horse/Jockey	Barrier	Top Speed [km/h]	Fastest Section							Margin	Distance Travelled [m]
1	2	KRACKACAN	3	68.9	0:04.35	1:01.51 [1]	0:57.16 [1]	0:45.57 [1]	0:33.45 [1]	0:22.12 [1]	0:11.50 [2]	1:01.51	0:33.45
		McKenzie Apel		400m	Overall	(0:04.35)	(0:11.59)	(0:12.12)	(0:11.33)	(0:10.62)	(0:11.50)		
2	4	OUR EAGLE ROCK	4	69.4	0:04.42	1:01.51 [2]	0:57.09 [2]	0:45.46 [2]	0:33.38 [2]	0:22.11 [3]	0:11.51 [1]	0.01L	0:33.38 +1
		Nikki Olzard		400m	Overall	(0:04.42)	(0:11.63)	(0:12.08)	(0:11.27)	(0:10.60)	(0:11.51)		
3	7	DESARAE DOLL	6	69.3	0:04.48	1:01.87 [3]	0:57.39 [3]	0:45.52 [5]	0:33.37 [5]	0:22.47 [2]	0:11.81 [3]	2.12L	0:33.37 +6
		Georgina Cartwright		400m	Overall	(0:04.48)	(0:11.87)	(0:12.15)	(0:10.90)	(0:10.66)	(0:11.81)		
4	8	POWER CHIC	1	67.0	0:04.63	1:02.10 [4]	0:57.47 [5]	0:45.91 [3]	0:33.86 [3]	0:22.46 [4]	0:11.61 [5]	3.47L	0:33.86 +1
		Raul Silvera Olivera		400m	Overall	(0:04.63)	(0:11.56)	(0:12.05)	(0:11.40)	(0:10.85)	(0:11.61)		
5	6	BABUSHKA DOLL	5	67.8	0:04.56	1:02.16 [5]	0:57.60 [4]	0:45.86 [4]	0:33.83 [4]	0:22.51 [5]	0:11.72 [4]	3.84L	0:33.83 +2
		Tahlia Fenlon		400m	Overall	(0:04.56)	(0:11.74)	(0:12.03)	(0:11.32)	(0:10.79)	(0:11.72)		
6	3	OLD GOLD	2	68.3	0:04.65	1:02.99 [6]	0:58.34 [6]	0:45.10 [6]	0:34.07 [6]	0:23.29 [6]	0:12.41 [6]	8.71L	0:34.07 +7
		Justin Stanley		400m	Overall	(0:04.65)	(0:13.24)	(0:11.03)	(0:10.78)	(0:10.88)	(0:12.41)		

Scratched: Nosey Neo (#1), Union Delegate (#5)



Horse/Jockey Name	Krackacan
Final Rank	1
Fastest Section Time (Section)	0:04.35 (Overall)
Top Speed [km/h] (Section)	68.9 (400m)
Race State	Finished

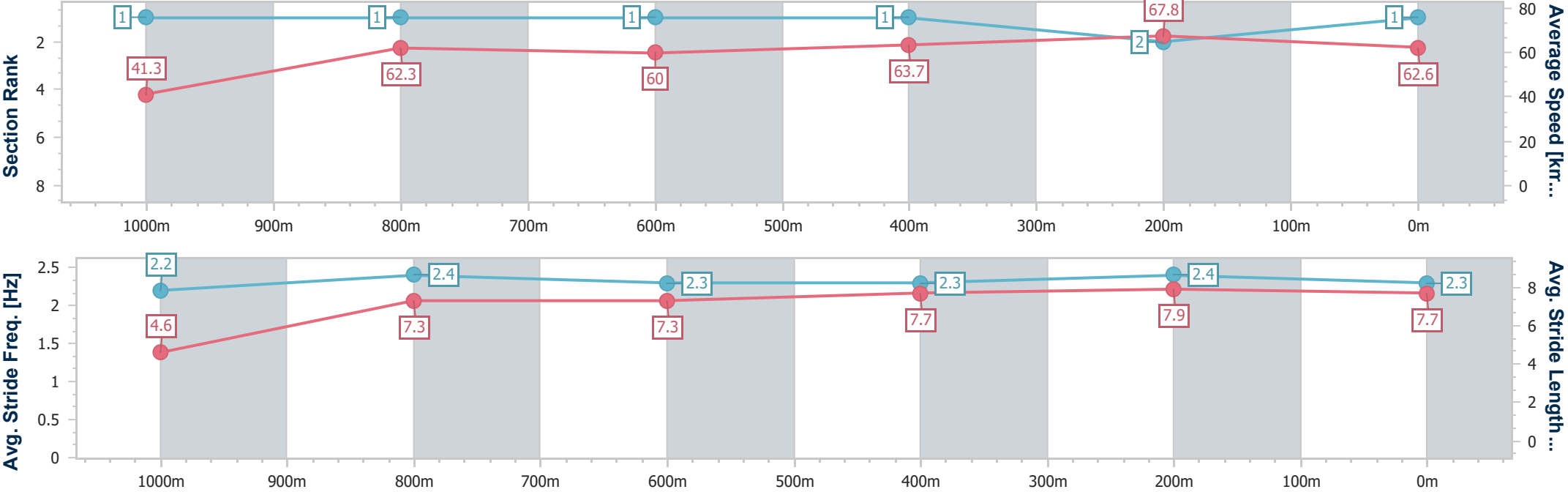


Rockhampton QLD Professional
Race 1: GREAT NORTHERN QTIS Two-Year-Old Maiden
Handicap - 1050m
14 February 2025 - 12:59



Track Rating: Soft 5, Weather: Fine, Rail Position: +2.5m Entire

Section	Overall	1000m	800m	600m	400m	200m								
Section Times	1:01.51 [1] (0:04.35)	0:57.16 [1] (0:11.59)	0:45.57 [1] (0:12.12)	0:33.45 [1] (0:11.33)	0:22.12 [1] (0:10.62)	0:11.50 [2] (0:11.50)								
Average Speed [km/h]	41.3	62.3	60.0	63.7	67.8	62.6								
Top Speed [km/h]	55.2	64.3	61.5	68.1	68.9	66.4								
Avg. Dist. to Rail [m]	4.9	1.0	1.5	2.0	2.3	2.3								
Avg. Stride Freq. [Hz]	2.2	2.4	2.3	2.3	2.4	2.3								
Avg. Stride Length [m]	4.6	7.3	7.3	7.7	7.9	7.7								





Horse/Jockey Name	Our Eagle Rock
Final Rank	2
Fastest Section Time (Section)	0:04.42 (Overall)
Top Speed [km/h] (Section)	69.4 (400m)
Race State	Finished

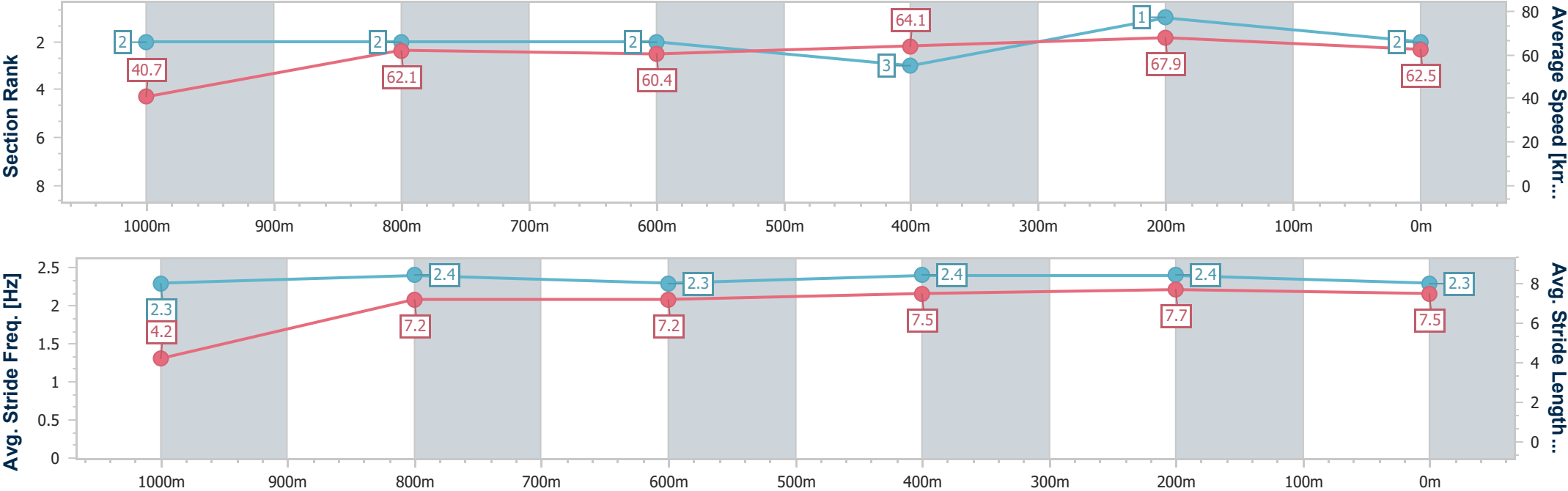


Rockhampton QLD Professional
Race 1: GREAT NORTHERN QTIS Two-Year-Old Maiden
Handicap - 1050m
14 February 2025 - 12:59



Track Rating: Soft 5, Weather: Fine, Rail Position: +2.5m Entire

Section	Overall	1000m	800m	600m	400m	200m							
Section Times	1:01.51 [2] (0:04.42)	0:57.09 [2] (0:11.63)	0:45.46 [2] (0:12.08)	0:33.38 [2] (0:11.27)	0:22.11 [3] (0:10.60)	0:11.51 [1] (0:11.51)							
Average Speed [km/h]	40.7	62.1	60.4	64.1	67.9	62.5							
Top Speed [km/h]	56.3	63.5	62.1	68.4	69.4	67.9							
Avg. Dist. to Rail [m]	5.9	1.1	1.7	3.1	3.7	4.6							
Avg. Stride Freq. [Hz]	2.3	2.4	2.3	2.4	2.4	2.3							
Avg. Stride Length [m]	4.2	7.2	7.2	7.5	7.7	7.5							





Horse/Jockey Name	Desarae Doll
Final Rank	3
Fastest Section Time (Section)	0:04.48 (Overall)
Top Speed [km/h] (Section)	69.3 (400m)
Race State	Finished

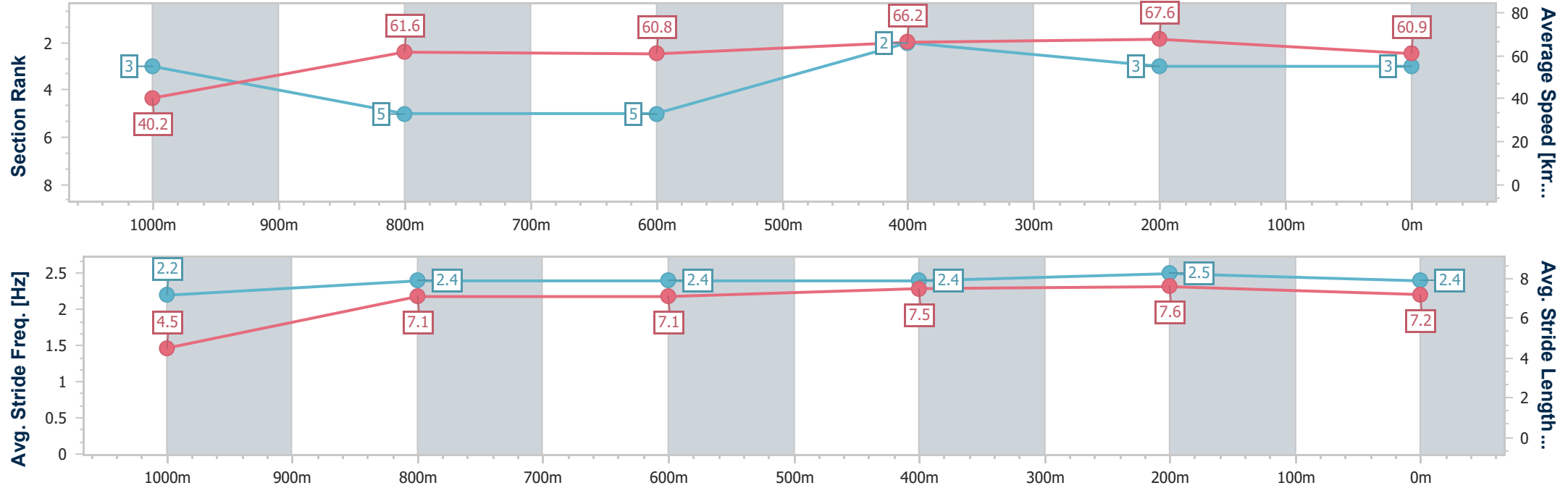


Rockhampton QLD Professional
Race 1: GREAT NORTHERN QTIS Two-Year-Old Maiden
Handicap - 1050m
14 February 2025 - 12:59



Track Rating: Soft 5, Weather: Fine, Rail Position: +2.5m Entire

Section	Overall	1000m	800m	600m	400m	200m								
Section Times	1:01.87 [3] (0:04.48)	0:57.39 [3] (0:11.87)	0:45.52 [5] (0:12.15)	0:33.37 [5] (0:10.90)	0:22.47 [2] (0:10.66)	0:11.81 [3] (0:11.81)								
Average Speed [km/h]	40.2	61.6	60.8	66.2	67.6	60.9								
Top Speed [km/h]	55.2	65.0	62.6	69.1	69.3	66.0								
Avg. Dist. to Rail [m]	7.9	3.5	3.0	4.0	6.2	6.3								
Avg. Stride Freq. [Hz]	2.2	2.4	2.4	2.4	2.5	2.4								
Avg. Stride Length [m]	4.5	7.1	7.1	7.5	7.6	7.2								





Horse/Jockey Name	Power Chic
Final Rank	4
Fastest Section Time (Section)	0:04.63 (Overall)
Top Speed [km/h] (Section)	67.0 (400m)
Race State	Finished

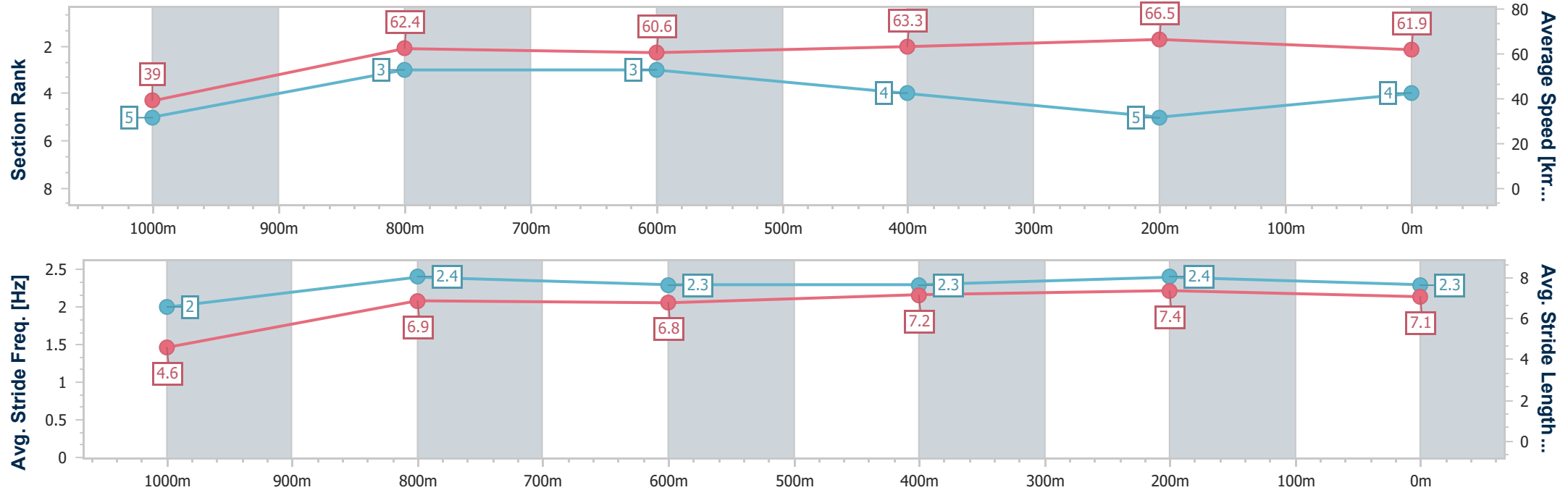


Rockhampton QLD Professional
Race 1: GREAT NORTHERN QTIS Two-Year-Old Maiden
Handicap - 1050m
14 February 2025 - 12:59



Track Rating: Soft 5, Weather: Fine, Rail Position: +2.5m Entire

Section	Overall	1000m	800m	600m	400m	200m								
Section Times	1:02.10 [4] (0:04.63)	0:57.47 [5] (0:11.56)	0:45.91 [3] (0:12.05)	0:33.86 [3] (0:11.40)	0:22.46 [4] (0:10.85)	0:11.61 [5] (0:11.61)								
Average Speed [km/h]	39.0	62.4	60.6	63.3	66.5	61.9								
Top Speed [km/h]	54.9	65.3	62.1	66.6	67.0	65.0								
Avg. Dist. to Rail [m]	2.2	0.8	1.9	2.6	2.9	3.2								
Avg. Stride Freq. [Hz]	2.0	2.4	2.3	2.3	2.4	2.3								
Avg. Stride Length [m]	4.6	6.9	6.8	7.2	7.4	7.1								





Horse/Jockey Name	Babushka Doll
Final Rank	5
Fastest Section Time (Section)	0:04.56 (Overall)
Top Speed [km/h] (Section)	67.8 (400m)
Race State	Finished

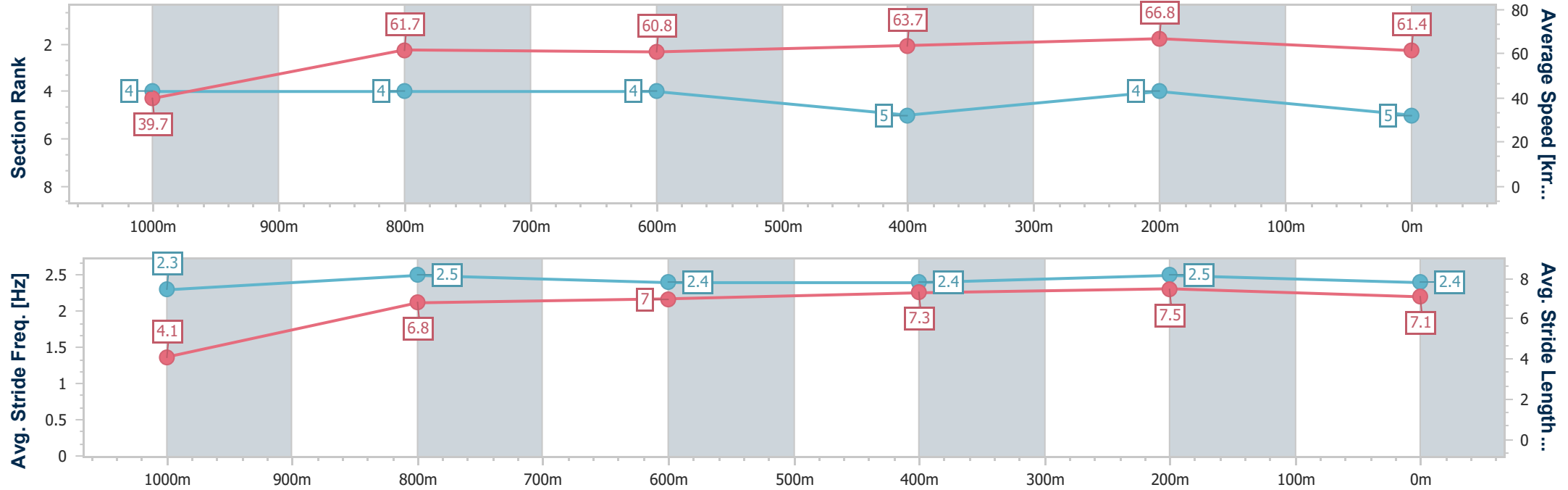


Rockhampton QLD Professional
Race 1: GREAT NORTHERN QTIS Two-Year-Old Maiden
Handicap - 1050m
14 February 2025 - 12:59



Track Rating: Soft 5, Weather: Fine, Rail Position: +2.5m Entire

Section	Overall	1000m	800m	600m	400m	200m								
Section Times	1:02.16 [5] (0:04.56)	0:57.60 [4] (0:11.74)	0:45.86 [4] (0:12.03)	0:33.83 [4] (0:11.32)	0:22.51 [5] (0:10.79)	0:11.72 [4] (0:11.72)								
Average Speed [km/h]	39.7	61.7	60.8	63.7	66.8	61.4								
Top Speed [km/h]	55.6	63.9	62.0	67.5	67.8	64.8								
Avg. Dist. to Rail [m]	6.1	1.8	2.1	4.2	5.1	5.9								
Avg. Stride Freq. [Hz]	2.3	2.5	2.4	2.4	2.5	2.4								
Avg. Stride Length [m]	4.1	6.8	7.0	7.3	7.5	7.1								





Horse/Jockey Name	Old Gold
Final Rank	6
Fastest Section Time (Section)	0:04.65 (Overall)
Top Speed [km/h] (Section)	68.3 (400m)
Race State	Finished

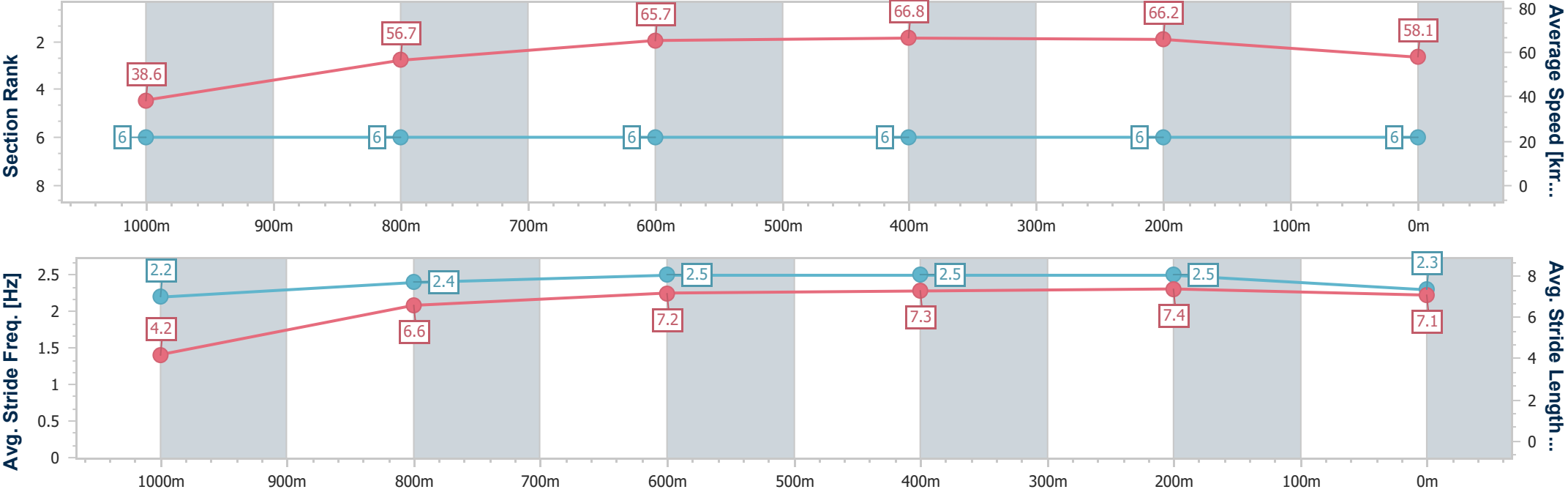


Rockhampton QLD Professional
Race 1: GREAT NORTHERN QTIS Two-Year-Old Maiden
Handicap - 1050m
14 February 2025 - 12:59



Track Rating: Soft 5, Weather: Fine, Rail Position: +2.5m Entire

Section	Overall	1000m	800m	600m	400m	200m								
Section Times	1:02.99 [6] (0:04.65)	0:58.34 [6] (0:13.24)	0:45.10 [6] (0:11.03)	0:34.07 [6] (0:10.78)	0:23.29 [6] (0:10.88)	0:12.41 [6] (0:12.41)								
Average Speed [km/h]	38.6	56.7	65.7	66.8	66.2	58.1								
Top Speed [km/h]	48.0	63.8	66.6	68.2	68.3	63.0								
Avg. Dist. to Rail [m]	3.1	7.4	0.7	3.4	4.7	5.1								
Avg. Stride Freq. [Hz]	2.2	2.4	2.5	2.5	2.5	2.3								
Avg. Stride Length [m]	4.2	6.6	7.2	7.3	7.4	7.1								





Rockhampton QLD Professional

Race 2: TAB Maiden Handicap (QTIS bonuses for 3YO's only) - 1200m

14 February 2025 - 13:33



Track Rating: Soft 5, Weather: Fine, Rail Position: +2.5m Entire

Section		Overall				1000m	800m	600m	400m	200m	Last 600m		
Field Times		1:09.63				0:56.98	0:46.24	0:34.79	0:23.36	0:12.01	0:34.79		
		(0:12.65)				(0:10.74)	(0:11.45)	(0:11.43)	(0:11.35)	(0:12.01)			
Rank	TAB	Horse/Jockey	Barrier	Top Speed [km/h]	Fastest Section						Margin	Distance Travelled [m]	
1	12	FLY TRAP	7	68.0	0:10.95	1:09.63 [1]	0:56.43 [10]	0:45.32 [10]	0:33.82 [11]	0:22.78 [9]	0:11.83 [2]	1:09.63	0:33.82
		Tasha Chambers		1000m	400m	(0:13.20)	(0:11.11)	(0:11.50)	(0:11.04)	(0:10.95)	(0:11.83)		
2	1	REMEMBER THE BOYS	8	70.4	0:10.76	1:09.87 [2]	0:57.22 [1]	0:46.46 [2]	0:35.03 [1]	0:23.60 [1]	0:12.25 [1]	1.4L	0:35.03
		Warwick Satherley		Overall	1000m	(0:12.65)	(0:10.76)	(0:11.43)	(0:11.43)	(0:11.35)	(0:12.25)		-9
3	3	SUPER TALON	1	67.8	0:10.91	1:09.91 [3]	0:57.02 [6]	0:46.11 [6]	0:34.56 [5]	0:23.29 [4]	0:11.94 [5]	1.62L	0:34.56
		Chris McIver		1000m	1000m	(0:12.89)	(0:10.91)	(0:11.55)	(0:11.27)	(0:11.35)	(0:11.94)		-9
4	7	OFFANGO	5	68.7	0:10.94	1:10.06 [4]	0:57.26 [4]	0:46.32 [4]	0:34.71 [4]	0:23.42 [5]	0:12.25 [3]	2.5L	0:34.71
		Ashley Butler		Overall	1000m	(0:12.80)	(0:10.94)	(0:11.61)	(0:11.29)	(0:11.17)	(0:12.25)		-2
5	11	LATIN LOVE	6	67.6	0:10.93	1:10.21 [5]	0:57.08 [8]	0:46.15 [9]	0:34.61 [9]	0:23.47 [6]	0:12.14 [6]	3.43L	0:34.61
		Tahlia Fenlon		1000m	1000m	(0:13.13)	(0:10.93)	(0:11.54)	(0:11.14)	(0:11.33)	(0:12.14)		-1
6	2	SIDESHOW FRANKIE	2	68.2	0:10.92	1:10.27 [6]	0:57.44 [5]	0:46.52 [5]	0:34.85 [6]	0:23.49 [8]	0:12.14 [8]	3.74L	0:34.85
		McKenzie Apel		1000m	1000m	(0:12.83)	(0:10.92)	(0:11.67)	(0:11.36)	(0:11.35)	(0:12.14)		+0
7	4	ROYAL GLADIATOR	9	67.4	0:11.13	1:10.36 [7]	0:57.01 [11]	0:45.82 [11]	0:34.56 [10]	0:23.43 [10]	0:12.24 [7]	4.27L	0:34.56
		Georgina Cartwright		Overall	600m	(0:13.35)	(0:11.19)	(0:11.26)	(0:11.13)	(0:11.19)	(0:12.24)		-2
8	10	ANGE	4	69.4	0:10.92	1:10.58 [8]	0:57.84 [3]	0:46.92 [3]	0:35.37 [3]	0:24.03 [3]	0:12.66 [4]	5.61L	0:35.37
		Ryan Wiggins		1000m	1000m	(0:12.74)	(0:10.92)	(0:11.55)	(0:11.34)	(0:11.37)	(0:12.66)		-6
9	9	PRINCESS SOPHIE	3	68.3	0:10.81	1:10.96 [9]	0:57.79 [9]	0:46.98 [8]	0:35.44 [7]	0:24.19 [7]	0:12.59 [9]	7.84L	0:35.44
		Adam Spinks		1000m	1000m	(0:13.17)	(0:10.81)	(0:11.54)	(0:11.25)	(0:11.60)	(0:12.59)		-5
10	5	CULTURAL SPIRIT	12	68.8	0:11.01	1:11.29 [10]	0:58.37 [7]	0:47.36 [7]	0:35.77 [7]	0:24.24 [11]	0:12.58 [11]	9.76L	0:35.77
		Liv O'Donnell		Overall	1000m	(0:12.92)	(0:11.01)	(0:11.59)	(0:11.53)	(0:11.66)	(0:12.58)		+0

Scratched: Miss Comaneci (#8)



Rockhampton QLD Professional

Race 2: TAB Maiden Handicap (QTIS bonuses for 3YO's only) - 1200m

14 February 2025 - 13:33



Track Rating: Soft 5, Weather: Fine, Rail Position: +2.5m Entire

Section						Overall	1000m	800m	600m	400m	200m	Last 600m		
Field Times						1:09.63 (0:12.65)	0:56.98 (0:10.74)	0:46.24 (0:11.45)	0:34.79 (0:11.43)	0:23.36 (0:11.35)	0:12.01 (0:12.01)	0:34.79		
Rank	TAB	Horse/Jockey	Barrier	Top Speed [km/h]	Fastest Section							Margin	Distance Travelled [m]	
11	13	JOLIE APOLLINE	10	66.6	0:11.14	1:12.03 [11]	0:58.41 [12]	0:47.23 [12]	0:35.83 [12]	0:24.69 [12]	0:12.96 [12]	14.09L	0:35.83	+0
		Raul Silvera Olivera		1000m	600m	(0:13.62)	(0:11.18)	(0:11.40)	(0:11.14)	(0:11.73)	(0:12.96)			
12	6	LORD DANILO	11	71.3	0:10.65	1:12.14 [12]	0:59.40 [2]	0:48.75 [1]	0:37.16 [2]	0:25.65 [2]	0:13.54 [10]	14.75L	0:37.16	-4
		Nikki Olzard		1000m	1000m	(0:12.74)	(0:10.65)	(0:11.59)	(0:11.51)	(0:12.11)	(0:13.54)			

Scratched: Miss Comaneci (#8)



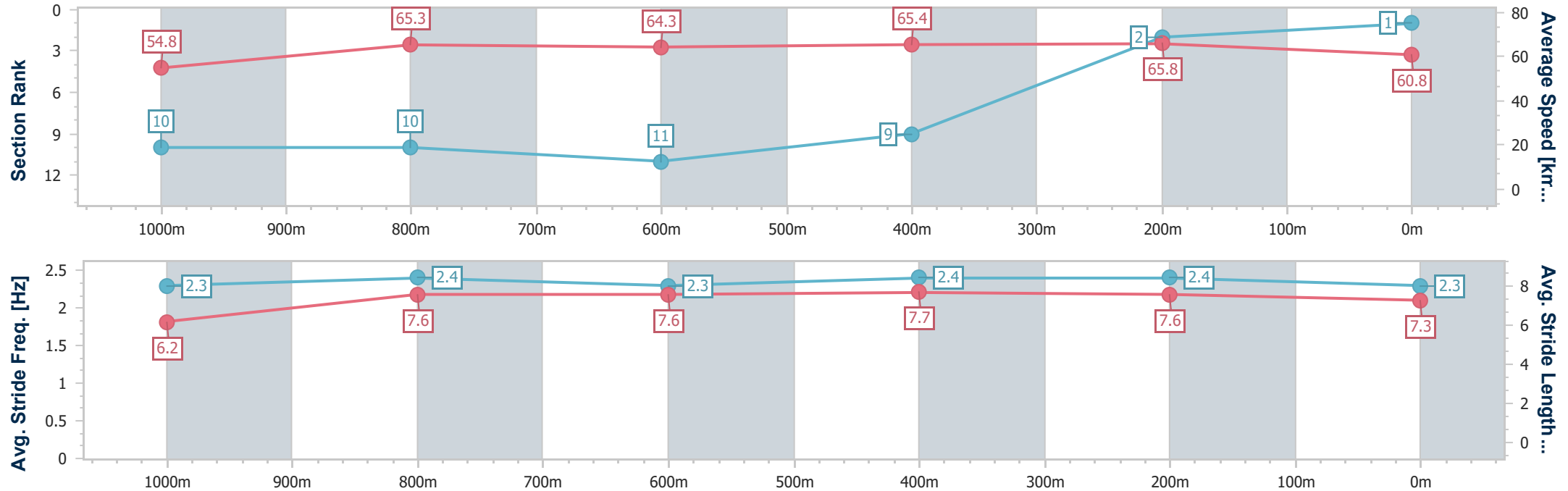
Horse/Jockey Name	Fly Trap
Final Rank	1
Fastest Section Time (Section)	0:10.95 (400m)
Top Speed [km/h] (Section)	68.0 (1000m)
Race State	Finished



Rockhampton QLD Professional
Race 2: TAB Maiden Handicap (QTIS bonuses for 3YO's only) - 1200m
14 February 2025 - 13:33
Track Rating: Soft 5, Weather: Fine, Rail Position: +2.5m Entire



Section	Overall	1000m	800m	600m	400m	200m							
Section Times	1:09.63 [1] (0:13.20)	0:56.43 [10] (0:11.11)	0:45.32 [10] (0:11.50)	0:33.82 [11] (0:11.04)	0:22.78 [9] (0:10.95)	0:11.83 [2] (0:11.83)							
Average Speed [km/h]	54.8	65.3	64.3	65.4	65.8	60.8							
Top Speed [km/h]	66.8	68.0	65.0	67.5	67.4	64.1							
Avg. Dist. to Rail [m]	6.0	1.4	3.2	5.5	9.2	9.5							
Avg. Stride Freq. [Hz]	2.3	2.4	2.3	2.4	2.4	2.3							
Avg. Stride Length [m]	6.2	7.6	7.6	7.7	7.6	7.3							





Horse/Jockey Name	Remember The Boys
Final Rank	2
Fastest Section Time (Section)	0:10.76 (1000m)
Top Speed [km/h] (Section)	70.4 (Overall)
Race State	Finished



Rockhampton QLD Professional

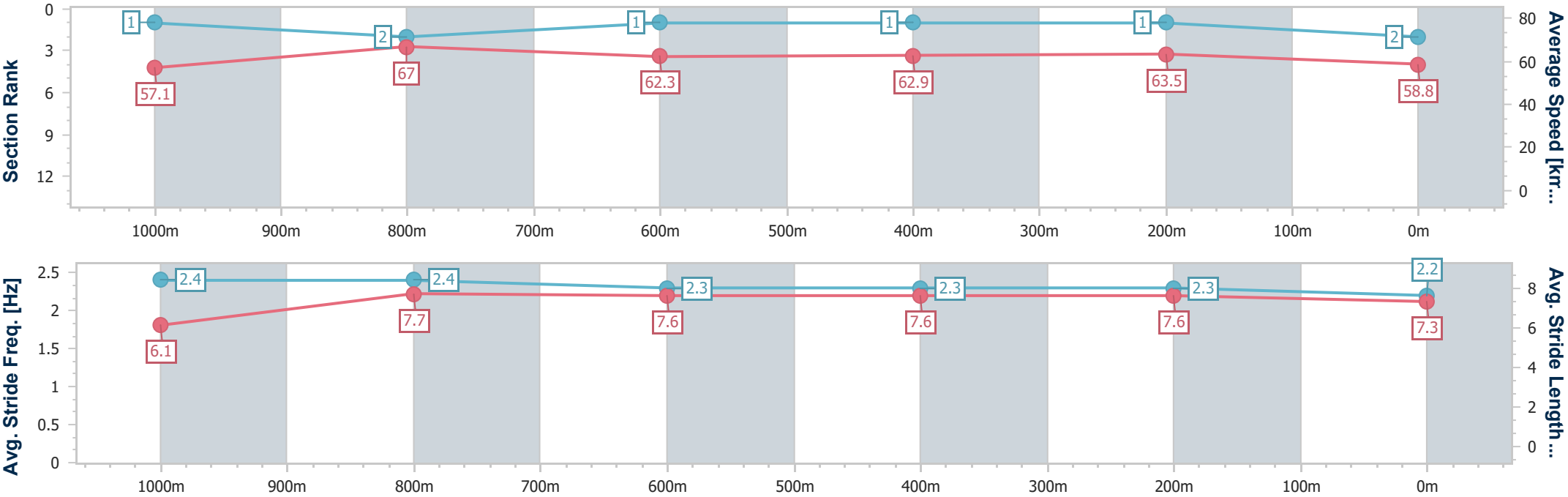
Race 2: TAB Maiden Handicap (QTIS bonuses for 3YO's only) - 1200m

14 February 2025 - 13:33

Track Rating: Soft 5, Weather: Fine, Rail Position: +2.5m Entire

Callaghan Park
ROCKHAMPTON JOCKEY CLUB

Section	Overall	1000m	800m	600m	400m	200m								
Section Times	1:09.87 [2] (0:12.65)	0:57.22 [1] (0:10.76)	0:46.46 [2] (0:11.43)	0:35.03 [1] (0:11.43)	0:23.60 [1] (0:11.35)	0:12.25 [1] (0:12.25)								
Average Speed [km/h]	57.1	67.0	62.3	62.9	63.5	58.8								
Top Speed [km/h]	70.4	70.3	64.8	65.7	65.6	61.5								
Avg. Dist. to Rail [m]	8.4	1.1	1.0	1.2	2.1	3.3								
Avg. Stride Freq. [Hz]	2.4	2.4	2.3	2.3	2.3	2.2								
Avg. Stride Length [m]	6.1	7.7	7.6	7.6	7.6	7.3								



- [] Ranking at each section and finish
- .-.- No data available at this section
- NA No data available



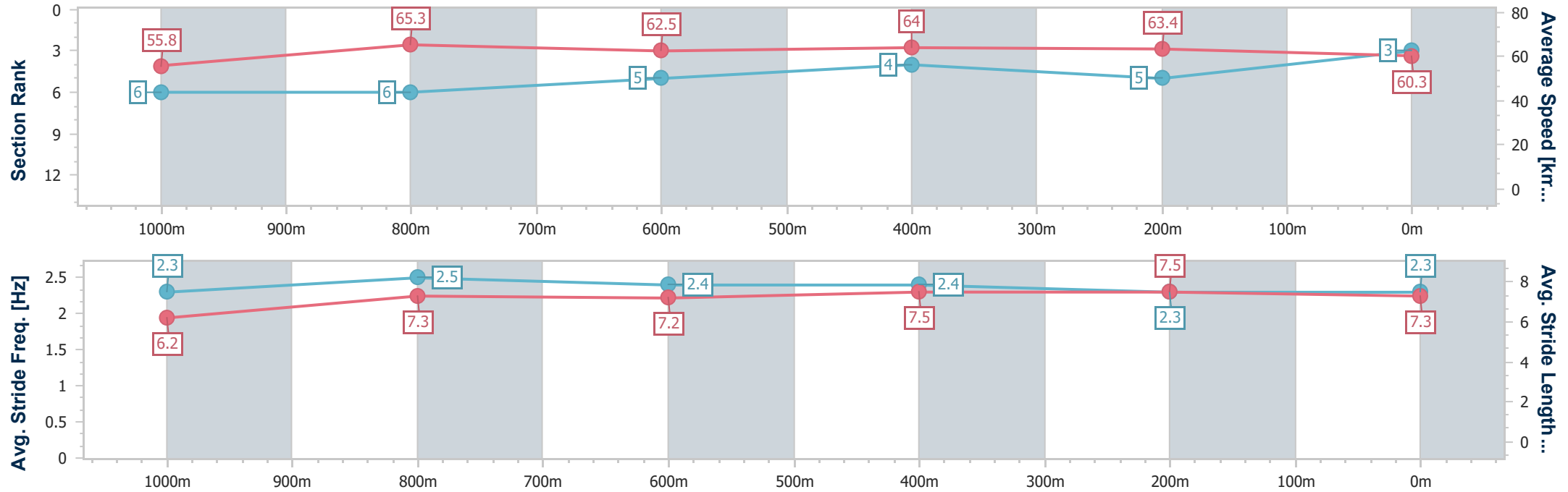
Horse/Jockey Name	Super Talon
Final Rank	3
Fastest Section Time (Section)	0:10.91 (1000m)
Top Speed [km/h] (Section)	67.8 (1000m)
Race State	Finished



Rockhampton QLD Professional
Race 2: TAB Maiden Handicap (QTIS bonuses for 3YO's only) - 1200m
14 February 2025 - 13:33
Track Rating: Soft 5, Weather: Fine, Rail Position: +2.5m Entire



Section	Overall	1000m	800m	600m	400m	200m							
Section Times	1:09.91 [3] (0:12.89)	0:57.02 [6] (0:10.91)	0:46.11 [6] (0:11.55)	0:34.56 [5] (0:11.27)	0:23.29 [4] (0:11.35)	0:11.94 [5] (0:11.94)							
Average Speed [km/h]	55.8	65.3	62.5	64.0	63.4	60.3							
Top Speed [km/h]	67.5	67.8	65.5	65.2	64.8	63.3							
Avg. Dist. to Rail [m]	1.6	1.8	1.0	2.4	2.5	4.5							
Avg. Stride Freq. [Hz]	2.3	2.5	2.4	2.4	2.3	2.3							
Avg. Stride Length [m]	6.2	7.3	7.2	7.5	7.5	7.3							



[] Ranking at each section and finish
-.-.- No data available at this section
NA No data available



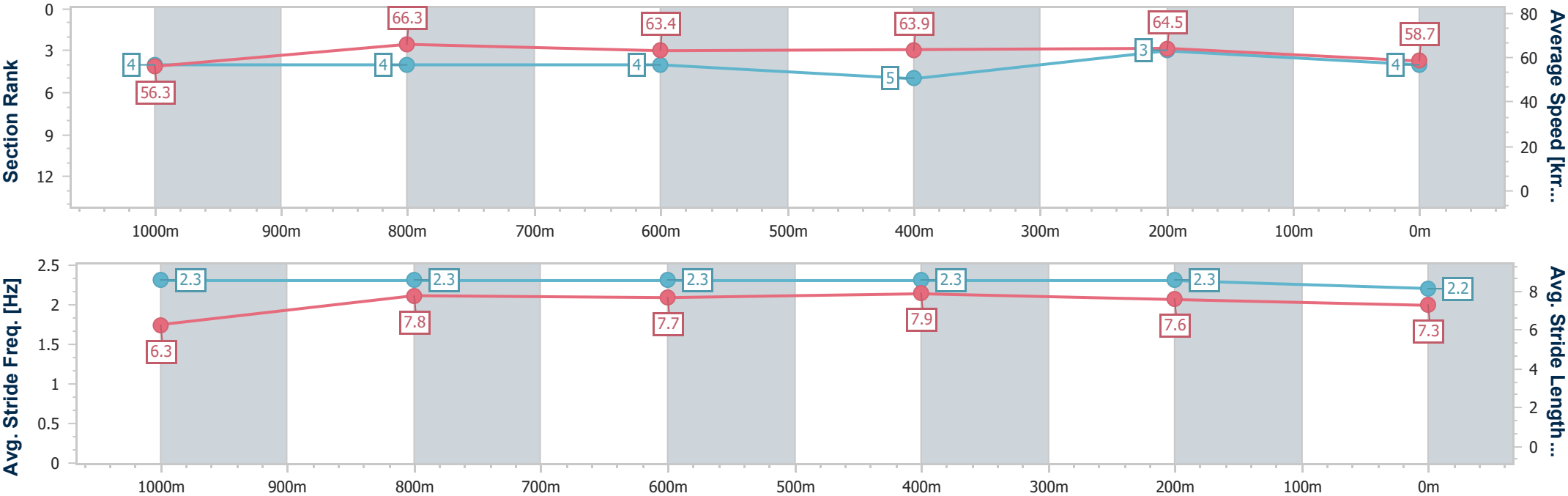
Horse/Jockey Name	Offango
Final Rank	4
Fastest Section Time (Section)	0:10.94 (1000m)
Top Speed [km/h] (Section)	68.7 (Overall)
Race State	Finished



Rockhampton QLD Professional
Race 2: TAB Maiden Handicap (QTIS bonuses for 3YO's only) - 1200m
14 February 2025 - 13:33
Track Rating: Soft 5, Weather: Fine, Rail Position: +2.5m Entire



Section	Overall	1000m	800m	600m	400m	200m								
Section Times	1:10.06 [4] (0:12.80)	0:57.26 [4] (0:10.94)	0:46.32 [4] (0:11.61)	0:34.71 [4] (0:11.29)	0:23.42 [5] (0:11.17)	0:12.25 [3] (0:12.25)								
Average Speed [km/h]	56.3	66.3	63.4	63.9	64.5	58.7								
Top Speed [km/h]	68.7	67.7	65.0	65.6	65.5	62.8								
Avg. Dist. to Rail [m]	5.0	1.6	2.6	4.8	6.5	6.9								
Avg. Stride Freq. [Hz]	2.3	2.3	2.3	2.3	2.3	2.2								
Avg. Stride Length [m]	6.3	7.8	7.7	7.9	7.6	7.3								





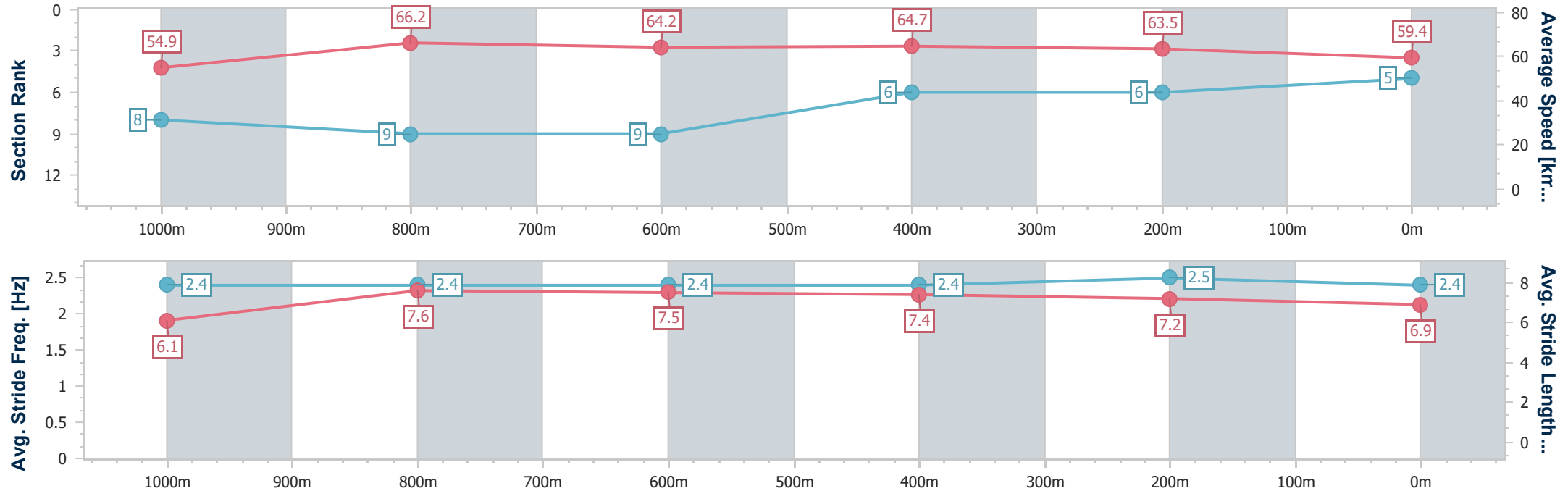
Horse/Jockey Name	Latin Love
Final Rank	5
Fastest Section Time (Section)	0:10.93 (1000m)
Top Speed [km/h] (Section)	67.6 (1000m)
Race State	Finished



Rockhampton QLD Professional
Race 2: TAB Maiden Handicap (QTIS bonuses for 3YO's only) - 1200m
14 February 2025 - 13:33
Track Rating: Soft 5, Weather: Fine, Rail Position: +2.5m Entire



Section	Overall	1000m	800m	600m	400m	200m								
Section Times	1:10.21 [5] (0:13.13)	0:57.08 [8] (0:10.93)	0:46.15 [9] (0:11.54)	0:34.61 [9] (0:11.14)	0:23.47 [6] (0:11.33)	0:12.14 [6] (0:12.14)								
Average Speed [km/h]	54.9	66.2	64.2	64.7	63.5	59.4								
Top Speed [km/h]	67.4	67.6	64.9	65.9	64.3	62.5								
Avg. Dist. to Rail [m]	5.1	0.8	3.4	3.4	4.6	6.3								
Avg. Stride Freq. [Hz]	2.4	2.4	2.4	2.4	2.5	2.4								
Avg. Stride Length [m]	6.1	7.6	7.5	7.4	7.2	6.9								





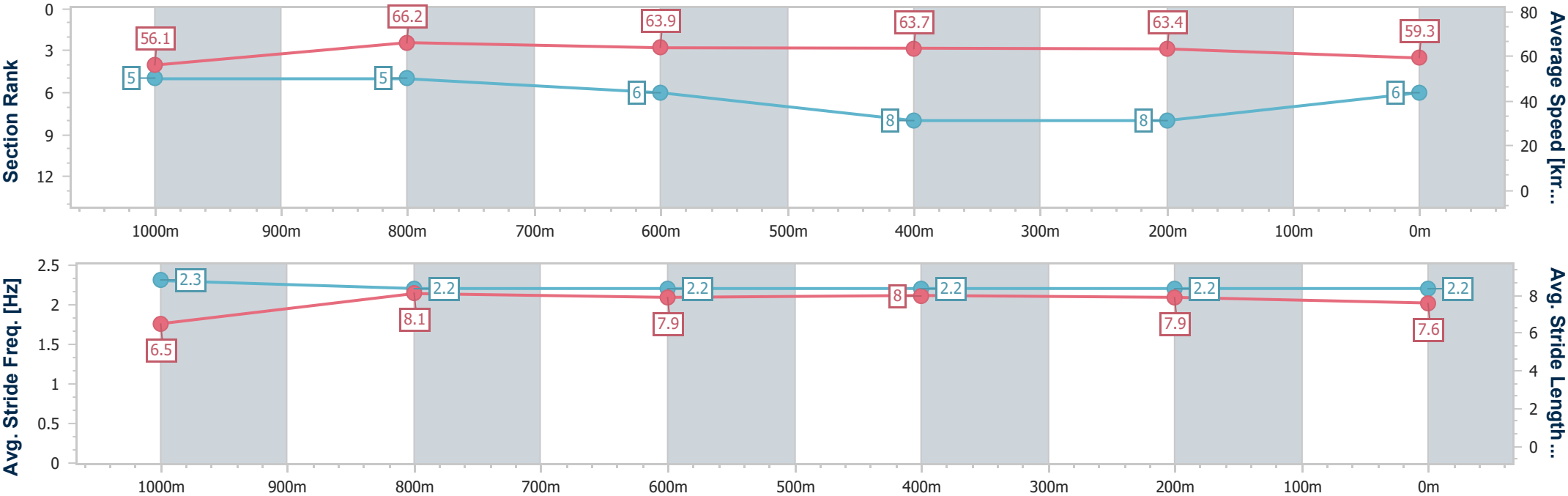
Horse/Jockey Name	Sideshow Frankie
Final Rank	6
Fastest Section Time (Section)	0:10.92 (1000m)
Top Speed [km/h] (Section)	68.2 (1000m)
Race State	Finished



Rockhampton QLD Professional
Race 2: TAB Maiden Handicap (QTIS bonuses for 3YO's only) - 1200m
14 February 2025 - 13:33
Track Rating: Soft 5, Weather: Fine, Rail Position: +2.5m Entire



Section	Overall	1000m	800m	600m	400m	200m								
Section Times	1:10.27 [6] (0:12.83)	0:57.44 [5] (0:10.92)	0:46.52 [5] (0:11.67)	0:34.85 [6] (0:11.36)	0:23.49 [8] (0:11.35)	0:12.14 [8] (0:12.14)								
Average Speed [km/h]	56.1	66.2	63.9	63.7	63.4	59.3								
Top Speed [km/h]	68.2	68.2	65.0	65.0	65.0	61.6								
Avg. Dist. to Rail [m]	2.1	1.1	4.3	5.4	6.8	7.7								
Avg. Stride Freq. [Hz]	2.3	2.2	2.2	2.2	2.2	2.2								
Avg. Stride Length [m]	6.5	8.1	7.9	8.0	7.9	7.6								





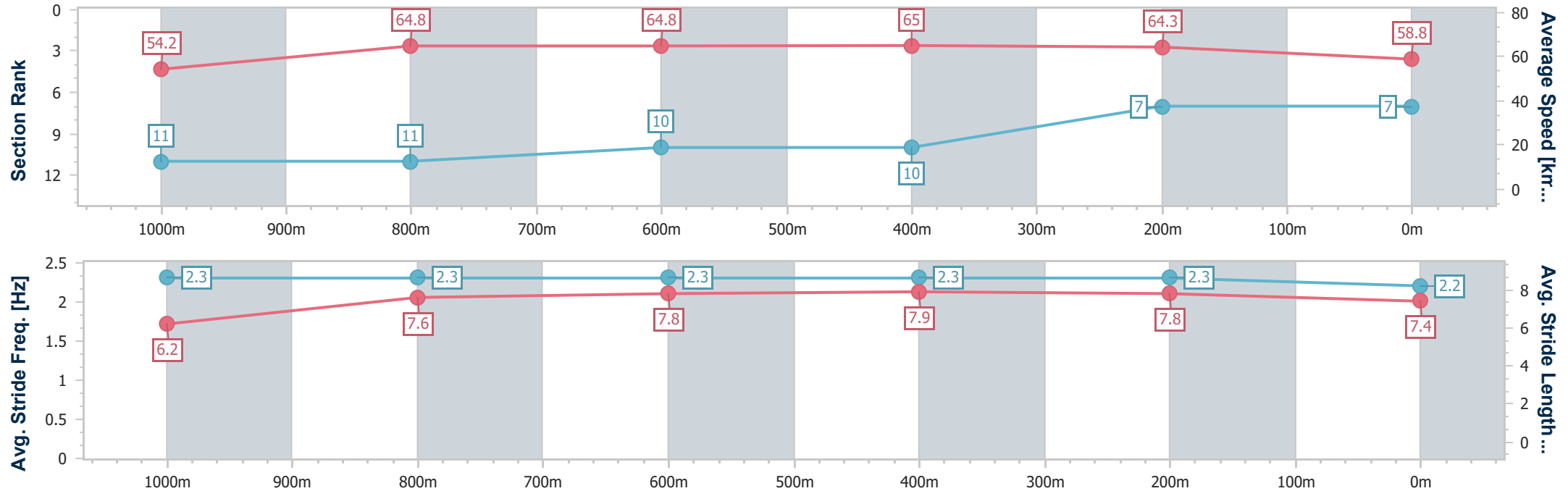
Horse/Jockey Name	Royal Gladiator
Final Rank	7
Fastest Section Time (Section)	0:11.13 (600m)
Top Speed [km/h] (Section)	67.4 (Overall)
Race State	Finished



Rockhampton QLD Professional
Race 2: TAB Maiden Handicap (QTIS bonuses for 3YO's only) - 1200m
14 February 2025 - 13:33
Track Rating: Soft 5, Weather: Fine, Rail Position: +2.5m Entire



Section	Overall	1000m	800m	600m	400m	200m								
Section Times	1:10.36 [7] (0:13.35)	0:57.01 [11] (0:11.19)	0:45.82 [11] (0:11.26)	0:34.56 [10] (0:11.13)	0:23.43 [10] (0:11.19)	0:12.24 [7] (0:12.24)								
Average Speed [km/h]	54.2	64.8	64.8	65.0	64.3	58.8								
Top Speed [km/h]	67.4	67.3	66.1	66.0	65.4	62.4								
Avg. Dist. to Rail [m]	8.4	1.8	2.0	4.9	9.1	9.4								
Avg. Stride Freq. [Hz]	2.3	2.3	2.3	2.3	2.3	2.2								
Avg. Stride Length [m]	6.2	7.6	7.8	7.9	7.8	7.4								





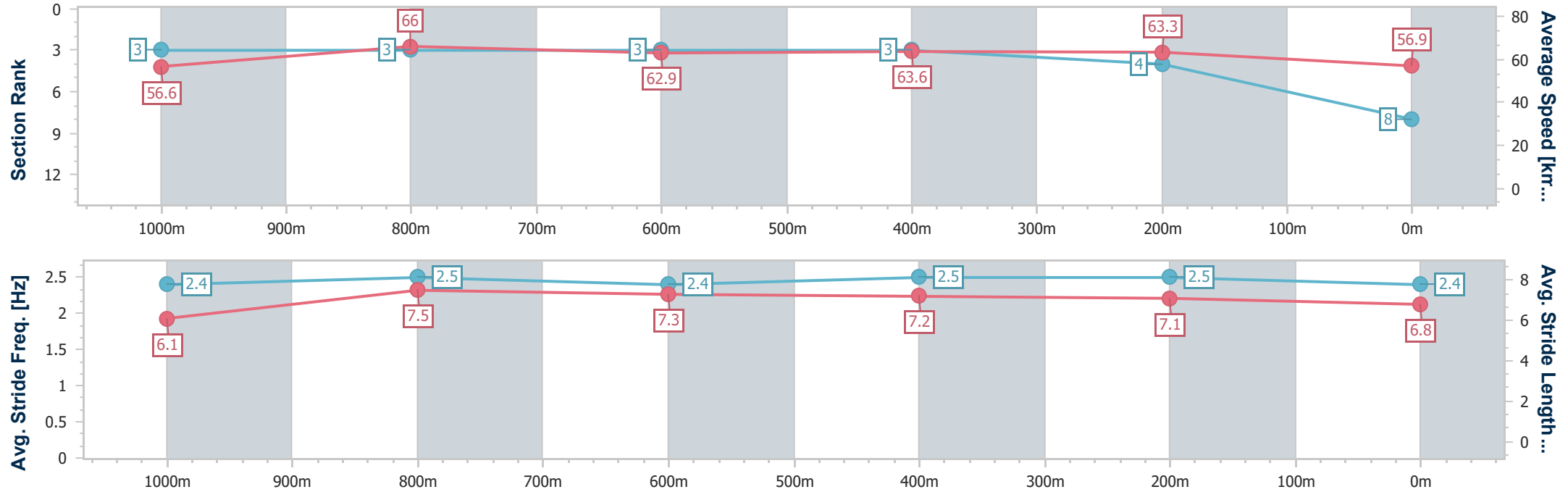
Horse/Jockey Name	Ange
Final Rank	8
Fastest Section Time (Section)	0:10.92 (1000m)
Top Speed [km/h] (Section)	69.4 (1000m)
Race State	Finished



Rockhampton QLD Professional
Race 2: TAB Maiden Handicap (QTIS bonuses for 3YO's only) - 1200m
14 February 2025 - 13:33
Track Rating: Soft 5, Weather: Fine, Rail Position: +2.5m Entire



Section	Overall	1000m	800m	600m	400m	200m								
Section Times	1:10.58 [8] (0:12.74)	0:57.84 [3] (0:10.92)	0:46.92 [3] (0:11.55)	0:35.37 [3] (0:11.34)	0:24.03 [3] (0:11.37)	0:12.66 [4] (0:12.66)								
Average Speed [km/h]	56.6	66.0	62.9	63.6	63.3	56.9								
Top Speed [km/h]	69.4	69.4	64.2	64.8	65.1	60.8								
Avg. Dist. to Rail [m]	4.0	0.8	1.0	3.2	4.9	5.3								
Avg. Stride Freq. [Hz]	2.4	2.5	2.4	2.5	2.5	2.4								
Avg. Stride Length [m]	6.1	7.5	7.3	7.2	7.1	6.8								





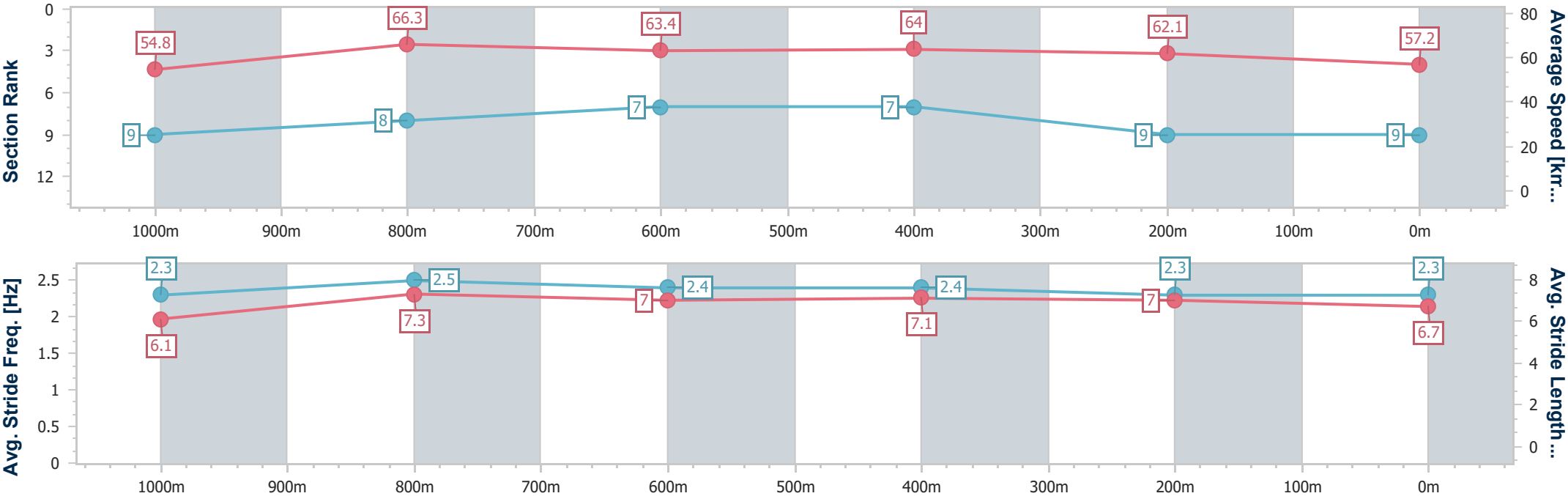
Horse/Jockey Name	Princess Sophie
Final Rank	9
Fastest Section Time (Section)	0:10.81 (1000m)
Top Speed [km/h] (Section)	68.3 (1000m)
Race State	Finished



Rockhampton QLD Professional
Race 2: TAB Maiden Handicap (QTIS bonuses for 3YO's only) - 1200m
14 February 2025 - 13:33
Track Rating: Soft 5, Weather: Fine, Rail Position: +2.5m Entire



Section	Overall	1000m	800m	600m	400m	200m								
Section Times	1:10.96 [9] (0:13.17)	0:57.79 [9] (0:10.81)	0:46.98 [8] (0:11.54)	0:35.44 [7] (0:11.25)	0:24.19 [7] (0:11.60)	0:12.59 [9] (0:12.59)								
Average Speed [km/h]	54.8	66.3	63.4	64.0	62.1	57.2								
Top Speed [km/h]	67.7	68.3	65.2	64.5	63.9	60.0								
Avg. Dist. to Rail [m]	2.7	0.9	1.8	2.8	2.9	3.4								
Avg. Stride Freq. [Hz]	2.3	2.5	2.4	2.4	2.3	2.3								
Avg. Stride Length [m]	6.1	7.3	7.0	7.1	7.0	6.7								





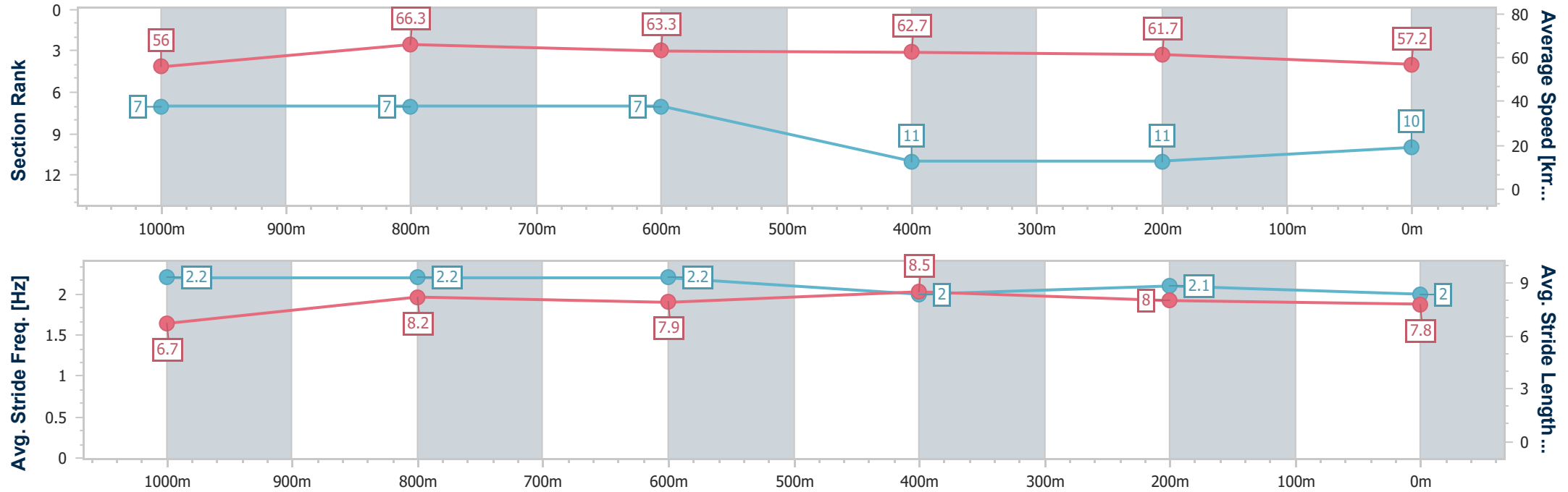
Horse/Jockey Name	Cultural Spirit
Final Rank	10
Fastest Section Time (Section)	0:11.01 (1000m)
Top Speed [km/h] (Section)	68.8 (Overall)
Race State	Finished



Rockhampton QLD Professional
Race 2: TAB Maiden Handicap (QTIS bonuses for 3YO's only) - 1200m
14 February 2025 - 13:33
Track Rating: Soft 5, Weather: Fine, Rail Position: +2.5m Entire



Section	Overall	1000m	800m	600m	400m	200m								
Section Times	1:11.29 [10] (0:12.92)	0:58.37 [7] (0:11.01)	0:47.36 [7] (0:11.59)	0:35.77 [7] (0:11.53)	0:24.24 [11] (0:11.66)	0:12.58 [11] (0:12.58)								
Average Speed [km/h]	56.0	66.3	63.3	62.7	61.7	57.2								
Top Speed [km/h]	68.8	68.5	65.0	63.7	63.0	60.3								
Avg. Dist. to Rail [m]	11.1	2.8	2.6	5.7	10.0	10.5								
Avg. Stride Freq. [Hz]	2.2	2.2	2.2	2.0	2.1	2.0								
Avg. Stride Length [m]	6.7	8.2	7.9	8.5	8.0	7.8								





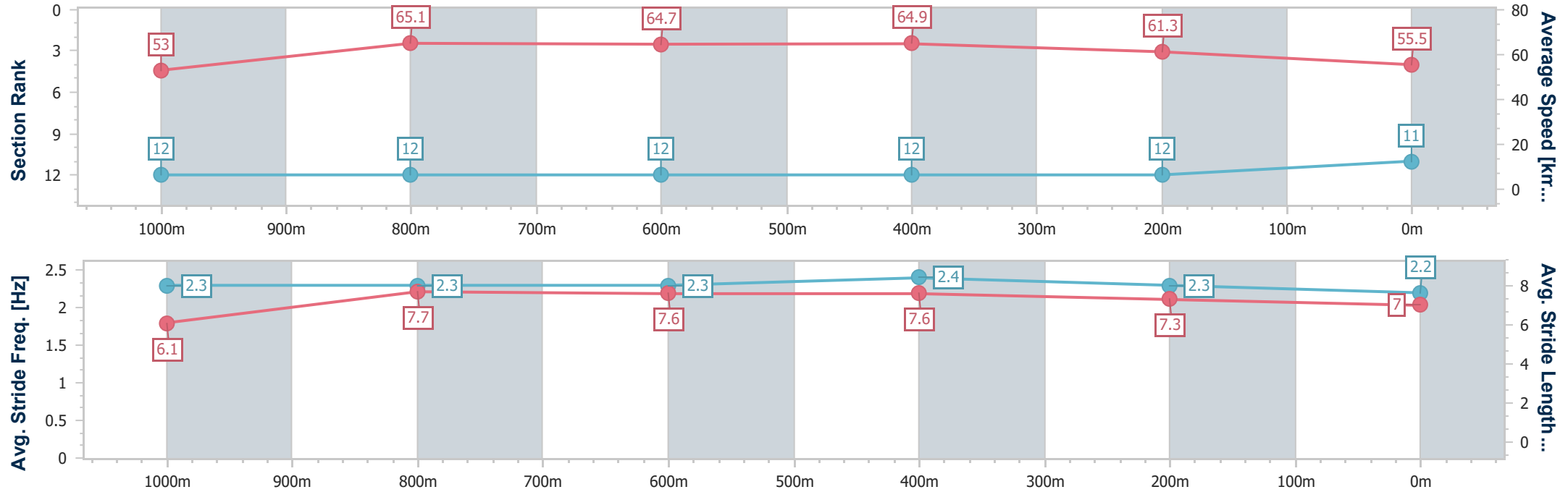
Horse/Jockey Name	Jolie Apolline
Final Rank	11
Fastest Section Time (Section)	0:11.14 (600m)
Top Speed [km/h] (Section)	66.6 (1000m)
Race State	Finished



Rockhampton QLD Professional
Race 2: TAB Maiden Handicap (QTIS bonuses for 3YO's only) - 1200m
14 February 2025 - 13:33
Track Rating: Soft 5, Weather: Fine, Rail Position: +2.5m Entire



Section	Overall	1000m	800m	600m	400m	200m								
Section Times	1:12.03 [11] (0:13.62)	0:58.41 [12] (0:11.18)	0:47.23 [12] (0:11.40)	0:35.83 [12] (0:11.14)	0:24.69 [12] (0:11.73)	0:12.96 [12] (0:12.96)								
Average Speed [km/h]	53.0	65.1	64.7	64.9	61.3	55.5								
Top Speed [km/h]	66.2	66.6	65.2	65.3	64.0	58.4								
Avg. Dist. to Rail [m]	8.9	2.1	2.9	7.0	11.4	9.7								
Avg. Stride Freq. [Hz]	2.3	2.3	2.3	2.4	2.3	2.2								
Avg. Stride Length [m]	6.1	7.7	7.6	7.6	7.3	7.0								





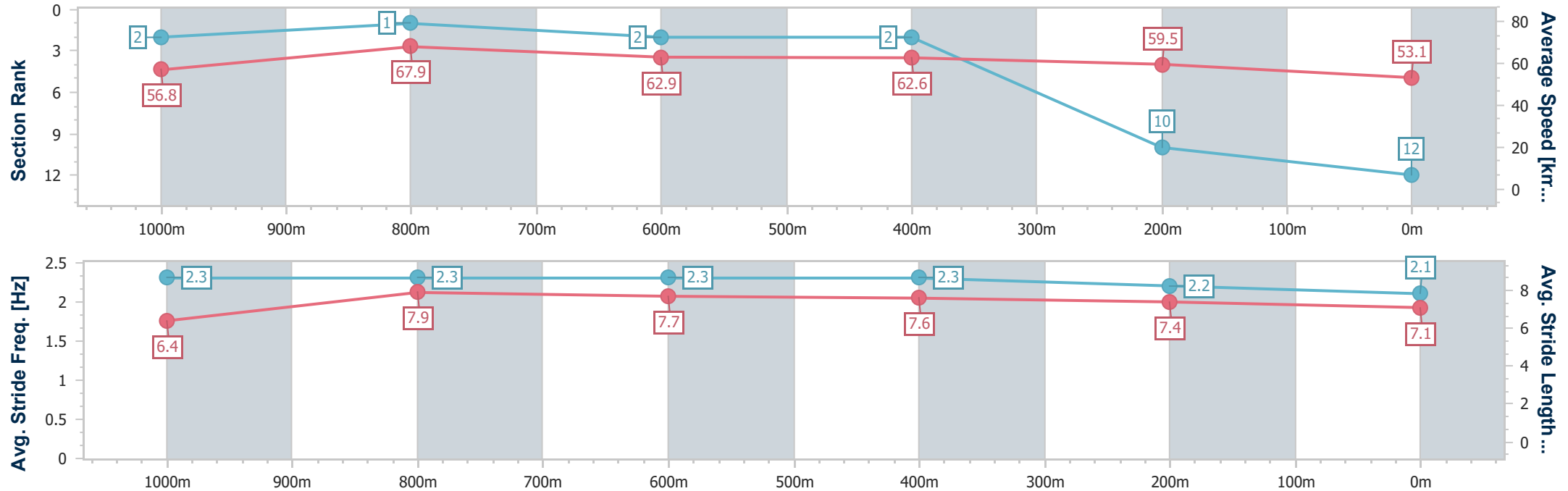
Horse/Jockey Name	Lord Danilo
Final Rank	12
Fastest Section Time (Section)	0:10.65 (1000m)
Top Speed [km/h] (Section)	71.3 (1000m)
Race State	Finished



Rockhampton QLD Professional
Race 2: TAB Maiden Handicap (QTIS bonuses for 3YO's only) - 1200m
14 February 2025 - 13:33
Track Rating: Soft 5, Weather: Fine, Rail Position: +2.5m Entire



Section	Overall	1000m	800m	600m	400m	200m								
Section Times	1:12.14 [12] (0:12.74)	0:59.40 [2] (0:10.65)	0:48.75 [1] (0:11.59)	0:37.16 [2] (0:11.51)	0:25.65 [2] (0:12.11)	0:13.54 [10] (0:13.54)								
Average Speed [km/h]	56.8	67.9	62.9	62.6	59.5	53.1								
Top Speed [km/h]	70.9	71.3	64.3	63.3	62.7	56.6								
Avg. Dist. to Rail [m]	9.4	1.7	1.3	2.2	3.3	3.8								
Avg. Stride Freq. [Hz]	2.3	2.3	2.3	2.3	2.2	2.1								
Avg. Stride Length [m]	6.4	7.9	7.7	7.6	7.4	7.1								





Rockhampton QLD Professional

Race 3: HAPPY VALENTINE'S DAY Class 4 Handicap - 1200m

14 February 2025 - 14:06



Track Rating: Soft 5, Weather: Fine, Rail Position: +2.5m Entire

Section		Overall				1000m	800m	600m	400m	200m	Last 600m		
Field Times		1:09.55 (0:12.96)				0:56.59 (0:11.20)	0:45.39 (0:11.66)	0:33.73 (0:11.11)	0:22.62 (0:10.84)	0:11.78 (0:11.78)	0:33.73		
Rank	TAB	Horse/Jockey	Barrier	Top Speed [km/h]	Fastest Section						Margin	Distance Travelled [m]	
1	1	DIDDLEY SQUAT	2	69.1	0:10.72	1:09.55 [1]	0:56.52 [2]	0:45.28 [3]	0:33.58 [2]	0:22.50 [3]	0:11.78 [1]	1:09.55	0:33.58
		Olivia Kendal		400m	400m	(0:13.03)	(0:11.24)	(0:11.70)	(0:11.08)	(0:10.72)	(0:11.78)		
2	6	RUBUNKAR	1	67.7	0:10.89	1:09.57 [2]	0:56.61 [1]	0:45.41 [1]	0:33.75 [1]	0:22.64 [1]	0:11.75 [2]	0.11L	0:33.75
		Adam Sewell		400m	400m	(0:12.96)	(0:11.20)	(0:11.66)	(0:11.11)	(0:10.89)	(0:11.75)		-4
3	3	GROWL	5	68.0	0:10.72	1:09.68 [3]	0:56.04 [6]	0:44.99 [5]	0:33.39 [5]	0:22.47 [5]	0:11.75 [3]	0.76L	0:33.39
		Brooke Johnson		1000m	400m	(0:13.64)	(0:11.05)	(0:11.60)	(0:10.92)	(0:10.72)	(0:11.75)		+1
4	2	VIENNAWAITSFORYOU	3	67.5	0:10.92	1:09.69 [4]	0:56.35 [4]	0:45.43 [2]	0:33.67 [3]	0:22.55 [4]	0:11.63 [5]	0.85L	0:33.67
		Georgina Cartwright		1000m	1000m	(0:13.34)	(0:10.92)	(0:11.76)	(0:11.12)	(0:10.92)	(0:11.63)		+1
5	5	BOOMING LAD	4	67.6	0:10.94	1:09.91 [5]	0:56.58 [3]	0:45.25 [4]	0:33.84 [4]	0:22.88 [2]	0:11.94 [4]	2.11L	0:33.84
		Ashley Butler		1000m	400m	(0:13.33)	(0:11.33)	(0:11.41)	(0:10.96)	(0:10.94)	(0:11.94)		-3
6	7	DIVINE HUNTER	6	67.2	0:10.94	1:11.38 [6]	0:58.01 [5]	0:46.68 [6]	0:35.02 [6]	0:24.08 [6]	0:12.82 [6]	10.76L	0:35.02
		Tahlia Fenlon		600m	600m	(0:13.37)	(0:11.33)	(0:11.66)	(0:10.94)	(0:11.26)	(0:12.82)		+1

Scratched: Alloutatime (#4), Imperium (#8)



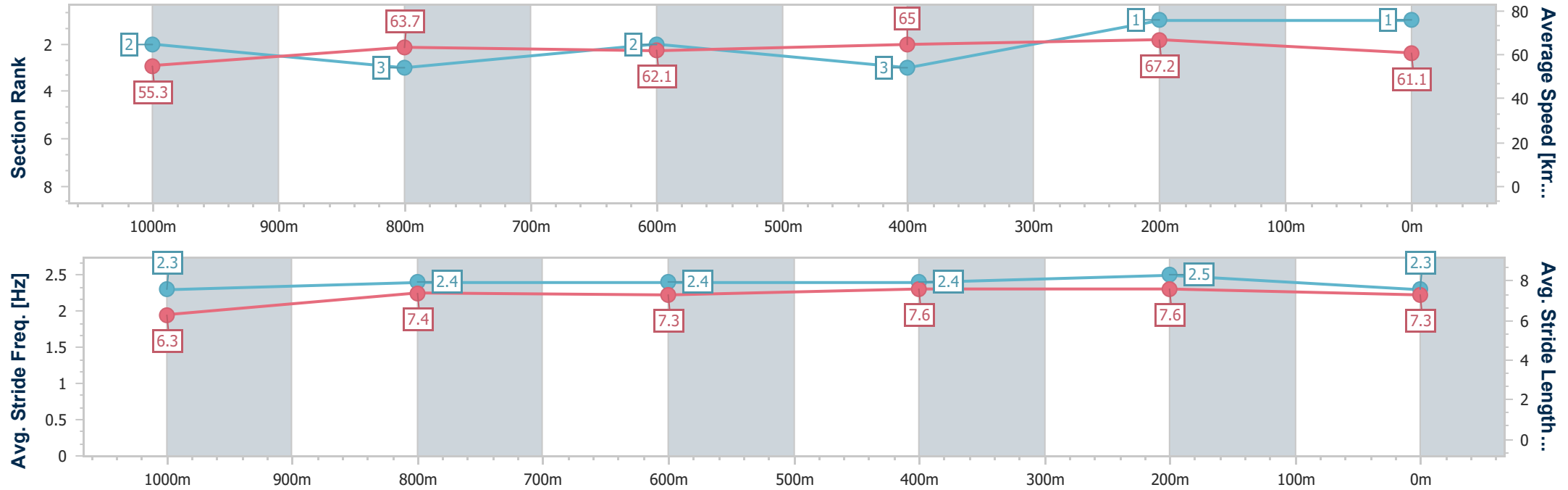
Horse/Jockey Name	Diddley Squat
Final Rank	1
Fastest Section Time (Section)	0:10.72 (400m)
Top Speed [km/h] (Section)	69.1 (400m)
Race State	Finished



Rockhampton QLD Professional
Race 3: HAPPY VALENTINE'S DAY Class 4 Handicap - 1200m
14 February 2025 - 14:06
Track Rating: Soft 5, Weather: Fine, Rail Position: +2.5m Entire



Section	Overall	1000m	800m	600m	400m	200m								
Section Times	1:09.55 [1] (0:13.03)	0:56.52 [2] (0:11.24)	0:45.28 [3] (0:11.70)	0:33.58 [2] (0:11.08)	0:22.50 [3] (0:10.72)	0:11.78 [1] (0:11.78)								
Average Speed [km/h]	55.3	63.7	62.1	65.0	67.2	61.1								
Top Speed [km/h]	67.0	67.2	64.0	68.5	69.1	65.8								
Avg. Dist. to Rail [m]	2.1	1.0	1.1	2.3	3.0	4.9								
Avg. Stride Freq. [Hz]	2.3	2.4	2.4	2.4	2.5	2.3								
Avg. Stride Length [m]	6.3	7.4	7.3	7.6	7.6	7.3								



[] Ranking at each section and finish
-.-.- No data available at this section
NA No data available



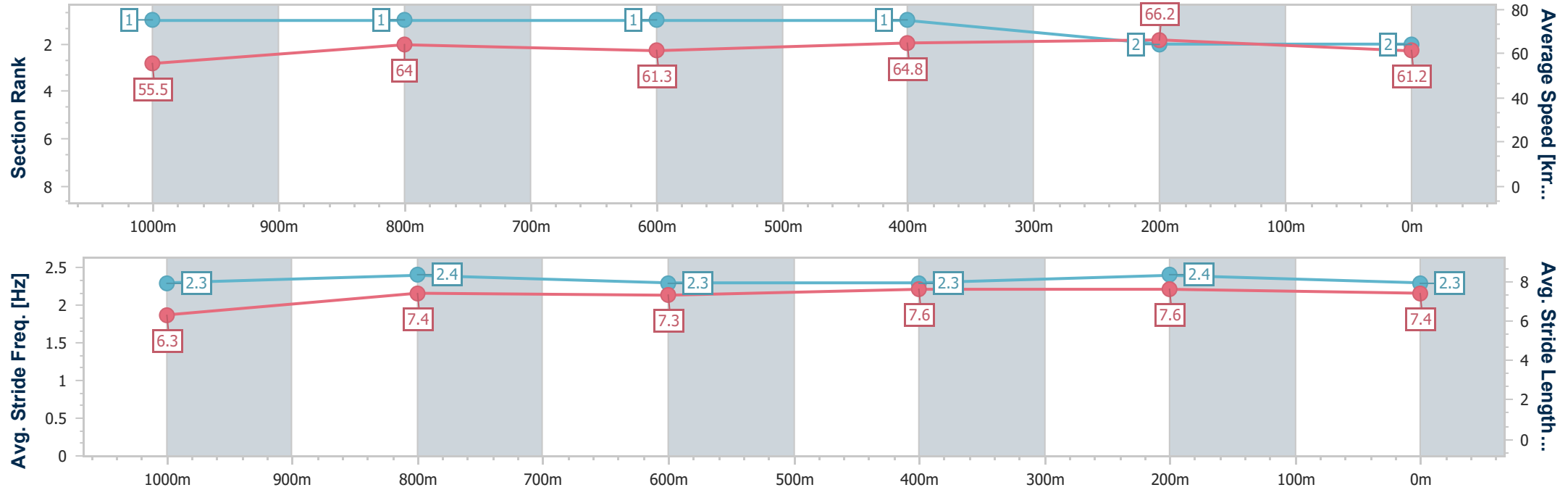
Horse/Jockey Name	Rubunkar
Final Rank	2
Fastest Section Time (Section)	0:10.89 (400m)
Top Speed [km/h] (Section)	67.7 (400m)
Race State	Finished



Rockhampton QLD Professional
Race 3: HAPPY VALENTINE'S DAY Class 4 Handicap - 1200m
14 February 2025 - 14:06
Track Rating: Soft 5, Weather: Fine, Rail Position: +2.5m Entire



Section	Overall	1000m	800m	600m	400m	200m								
Section Times	1:09.57 [2] (0:12.96)	0:56.61 [1] (0:11.20)	0:45.41 [1] (0:11.66)	0:33.75 [1] (0:11.11)	0:22.64 [1] (0:10.89)	0:11.75 [2] (0:11.75)								
Average Speed [km/h]	55.5	64.0	61.3	64.8	66.2	61.2								
Top Speed [km/h]	65.5	66.3	61.9	67.2	67.7	65.1								
Avg. Dist. to Rail [m]	1.4	0.6	0.8	0.7	0.8	3.0								
Avg. Stride Freq. [Hz]	2.3	2.4	2.3	2.3	2.4	2.3								
Avg. Stride Length [m]	6.3	7.4	7.3	7.6	7.6	7.4								





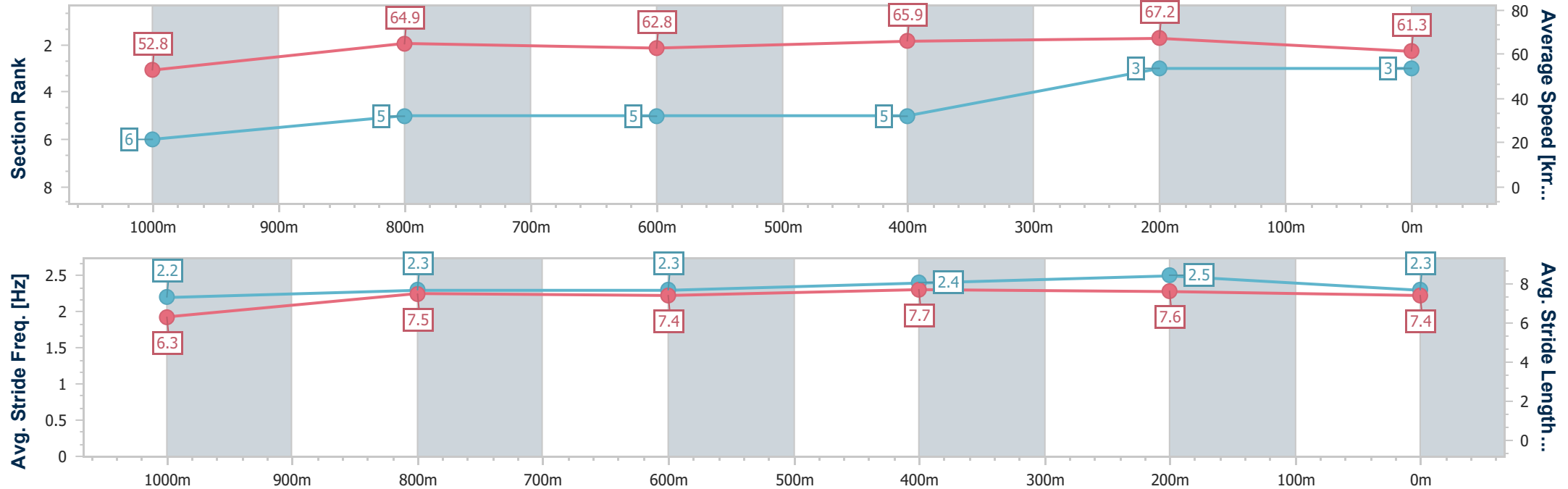
Horse/Jockey Name	Growl
Final Rank	3
Fastest Section Time (Section)	0:10.72 (400m)
Top Speed [km/h] (Section)	68.0 (1000m)
Race State	Finished



Rockhampton QLD Professional
Race 3: HAPPY VALENTINE'S DAY Class 4 Handicap - 1200m
14 February 2025 - 14:06
Track Rating: Soft 5, Weather: Fine, Rail Position: +2.5m Entire



Section	Overall	1000m	800m	600m	400m	200m								
Section Times	1:09.68 [3] (0:13.64)	0:56.04 [6] (0:11.05)	0:44.99 [5] (0:11.60)	0:33.39 [5] (0:10.92)	0:22.47 [5] (0:10.72)	0:11.75 [3] (0:11.75)								
Average Speed [km/h]	52.8	64.9	62.8	65.9	67.2	61.3								
Top Speed [km/h]	65.3	68.0	63.9	67.3	67.6	66.1								
Avg. Dist. to Rail [m]	3.7	0.5	1.2	2.7	4.2	7.1								
Avg. Stride Freq. [Hz]	2.2	2.3	2.3	2.4	2.5	2.3								
Avg. Stride Length [m]	6.3	7.5	7.4	7.7	7.6	7.4								



[] Ranking at each section and finish
- - - - - No data available at this section
NA No data available



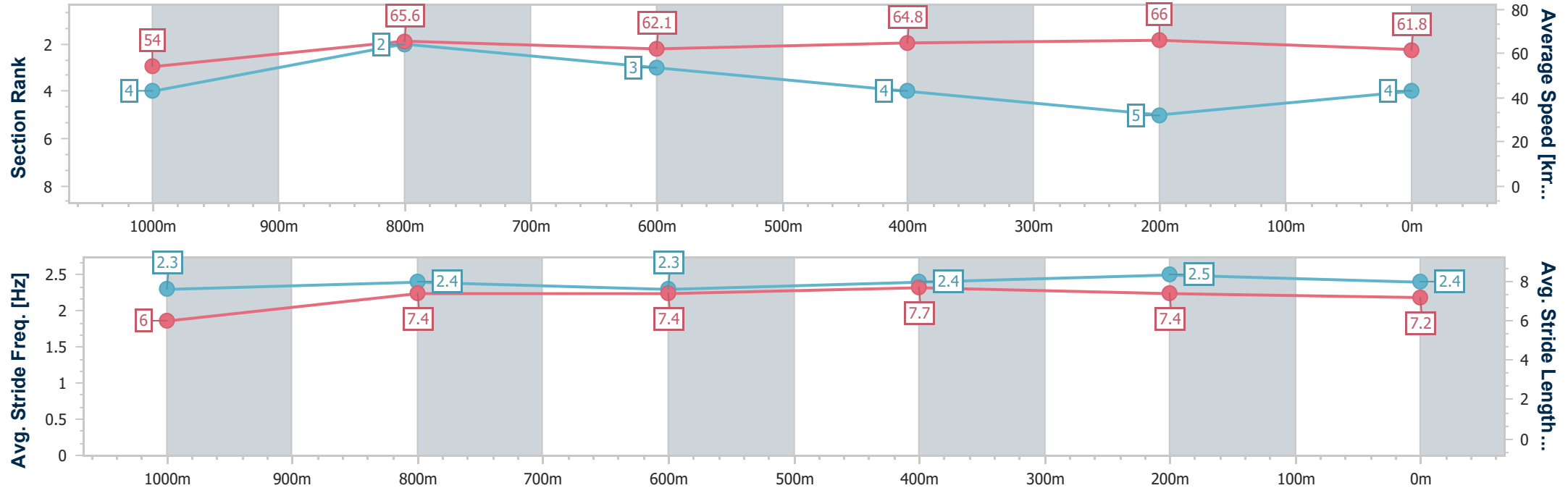
Horse/Jockey Name	Viennawaitsforyou
Final Rank	4
Fastest Section Time (Section)	0:10.92 (1000m)
Top Speed [km/h] (Section)	67.5 (1000m)
Race State	Finished



Rockhampton QLD Professional
Race 3: HAPPY VALENTINE'S DAY Class 4 Handicap - 1200m
14 February 2025 - 14:06
Track Rating: Soft 5, Weather: Fine, Rail Position: +2.5m Entire



Section	Overall	1000m	800m	600m	400m	200m								
Section Times	1:09.69 [4] (0:13.34)	0:56.35 [4] (0:10.92)	0:45.43 [2] (0:11.76)	0:33.67 [3] (0:11.12)	0:22.55 [4] (0:10.92)	0:11.63 [5] (0:11.63)								
Average Speed [km/h]	54.0	65.6	62.1	64.8	66.0	61.8								
Top Speed [km/h]	66.8	67.5	63.3	66.4	66.5	64.7								
Avg. Dist. to Rail [m]	2.4	0.7	1.6	2.4	2.7	4.5								
Avg. Stride Freq. [Hz]	2.3	2.4	2.3	2.4	2.5	2.4								
Avg. Stride Length [m]	6.0	7.4	7.4	7.7	7.4	7.2								





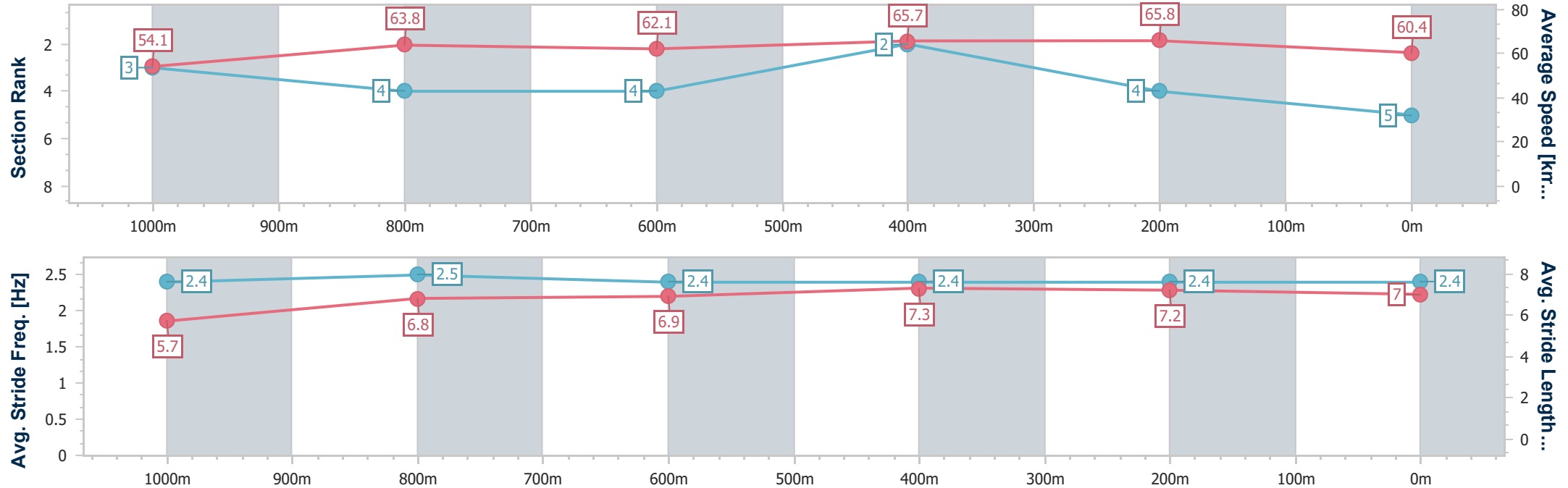
Horse/Jockey Name	Booming Lad
Final Rank	5
Fastest Section Time (Section)	0:10.94 (400m)
Top Speed [km/h] (Section)	67.6 (1000m)
Race State	Finished



Rockhampton QLD Professional
Race 3: HAPPY VALENTINE'S DAY Class 4 Handicap - 1200m
14 February 2025 - 14:06
Track Rating: Soft 5, Weather: Fine, Rail Position: +2.5m Entire



Section	Overall	1000m	800m	600m	400m	200m								
Section Times	1:09.91 [5] (0:13.33)	0:56.58 [3] (0:11.33)	0:45.25 [4] (0:11.41)	0:33.84 [4] (0:10.96)	0:22.88 [2] (0:10.94)	0:11.94 [4] (0:11.94)								
Average Speed [km/h]	54.1	63.8	62.1	65.7	65.8	60.4								
Top Speed [km/h]	67.1	67.6	63.7	66.5	66.6	64.2								
Avg. Dist. to Rail [m]	3.0	0.7	1.6	0.8	2.9	8.3								
Avg. Stride Freq. [Hz]	2.4	2.5	2.4	2.4	2.4	2.4								
Avg. Stride Length [m]	5.7	6.8	6.9	7.3	7.2	7.0								





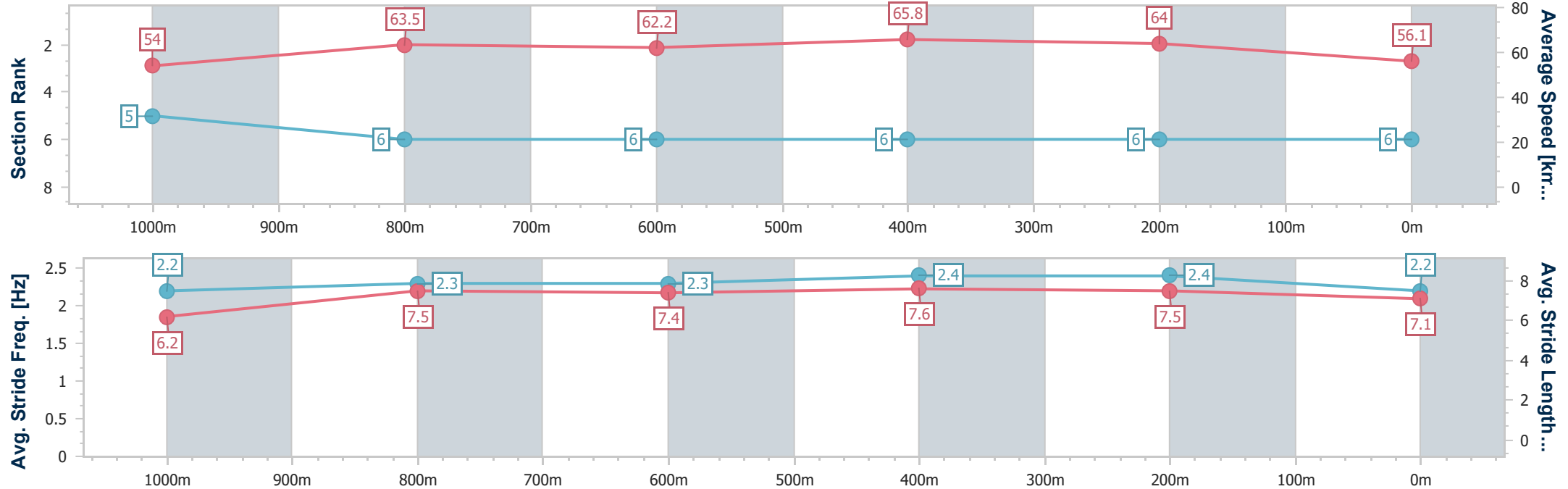
Horse/Jockey Name	Divine Hunter
Final Rank	6
Fastest Section Time (Section)	0:10.94 (600m)
Top Speed [km/h] (Section)	67.2 (600m)
Race State	Finished



Rockhampton QLD Professional
Race 3: HAPPY VALENTINE'S DAY Class 4 Handicap - 1200m
14 February 2025 - 14:06
Track Rating: Soft 5, Weather: Fine, Rail Position: +2.5m Entire



Section	Overall	1000m	800m	600m	400m	200m							
Section Times	1:11.38 [6] (0:13.37)	0:58.01 [5] (0:11.33)	0:46.68 [6] (0:11.66)	0:35.02 [6] (0:10.94)	0:24.08 [6] (0:11.26)	0:12.82 [6] (0:12.82)							
Average Speed [km/h]	54.0	63.5	62.2	65.8	64.0	56.1							
Top Speed [km/h]	66.6	67.1	64.3	67.2	66.4	61.1							
Avg. Dist. to Rail [m]	5.3	0.5	0.8	3.6	4.9	4.8							
Avg. Stride Freq. [Hz]	2.2	2.3	2.3	2.4	2.4	2.2							
Avg. Stride Length [m]	6.2	7.5	7.4	7.6	7.5	7.1							





Rockhampton QLD Professional
Race 4: GOLD COAST MAGIC MILLIONS MARCH SALE BENCHMARK 75
Handicap - 1500m
14 February 2025 - 14:43



Track Rating: Soft 5, Weather: Fine, Rail Position: +2.5m Entire

Section						Overall	1400m	1200m	1000m	800m	600m	400m	Last 600m		
Field Times						1:28.10 (0:07.60)	1:20.50 (0:11.13)	1:09.37 (0:11.15)	0:58.22 (0:11.41)	0:46.81 (0:11.76)	0:35.05 (0:11.17)	0:23.88 (0:11.55)	0:35.05		
Rank	TAB	Horse/Jockey	Barrier	Top Speed [km/h]	Fastest Section									Distance Travelled [m]	
1	6	SIR GRACE	1	67.0	0:07.98	1:28.10 [1]	1:20.12 [3]	1:09.12 [3]	0:57.84 [3]	0:46.49 [3]	0:34.78 [3]	0:23.67 [3]	0:34.78		
		Warwick Satherley		1400m	Overall	(0:07.98)	(0:11.00)	(0:11.28)	(0:11.35)	(0:11.71)	(0:11.11)	(0:11.34)			
2	5	GET WHAT YOU GIVE	2	66.6	0:07.85	1:28.98 [2]	1:21.13 [2]	1:10.13 [2]	0:58.96 [2]	0:47.52 [2]	0:35.89 [2]	0:24.76 [1]	0:35.89	+2	
		McKenzie Apel		1400m	Overall	(0:07.85)	(0:11.00)	(0:11.17)	(0:11.44)	(0:11.63)	(0:11.13)	(0:11.71)			
3	1	ACROPHOBIC	4	65.6	0:07.60	1:29.31 [3]	1:21.71 [1]	1:10.58 [1]	0:59.43 [1]	0:48.02 [1]	0:36.26 [1]	0:25.01 [2]	0:36.26	+0	
		Nikki Olzard		1400m	Overall	(0:07.60)	(0:11.13)	(0:11.15)	(0:11.41)	(0:11.76)	(0:11.25)	(0:11.84)			
4	3	BERING SEA	3	66.5	0:08.18	1:29.49 [4]	1:21.31 [4]	1:10.13 [4]	0:58.98 [4]	0:47.52 [4]	0:35.74 [4]	0:24.26 [4]	0:35.74	-1	
		Sean Cormack		1400m	Overall	(0:08.18)	(0:11.18)	(0:11.15)	(0:11.46)	(0:11.78)	(0:11.48)	(0:11.89)			

Scratched: Divine Hunter (#7), Eyes Are Lion (#8), Fine Shot (#2), Brasco (#4)



Rockhampton QLD Professional
Race 4: GOLD COAST MAGIC MILLIONS MARCH SALE BENCHMARK 75
Handicap - 1500m
14 February 2025 - 14:43



Track Rating: Soft 5, Weather: Fine, Rail Position: +2.5m Entire

Section						200m		Last 600m	
Field Times						0:12.33 (0:12.33)		0:35.05	
Rank	TAB	Horse/Jockey	Barrier	Top Speed [km/h]	Fastest Section	Margin		Distance Travelled [m]	
1	6	SIR GRACE	1	67.0	0:07.98	0:12.33 [1]	1:28.10	0:34.78	
		Warwick Satherley		1400m	Overall	(0:12.33)			
2	5	GET WHAT YOU GIVE	2	66.6	0:07.85	0:13.05 [2]	5.16L	0:35.89 +2	
		McKenzie Apel		1400m	Overall	(0:13.05)			
3	1	ACROPHOBIC	4	65.6	0:07.60	0:13.17 [3]	7.07L	0:36.26 +0	
		Nikki Olzard		1400m	Overall	(0:13.17)			
4	3	BERING SEA	3	66.5	0:08.18	0:12.37 [4]	8.14L	0:35.74 -1	
		Sean Cormack		1400m	Overall	(0:12.37)			

Scratched: Divine Hunter (#7), Eyes Are Lion (#8), Fine Shot (#2), Brasco (#4)



Horse/Jockey Name	Sir Grace
Final Rank	1
Fastest Section Time (Section)	0:07.98 (Overall)
Top Speed [km/h] (Section)	67.0 (1400m)
Race State	Finished



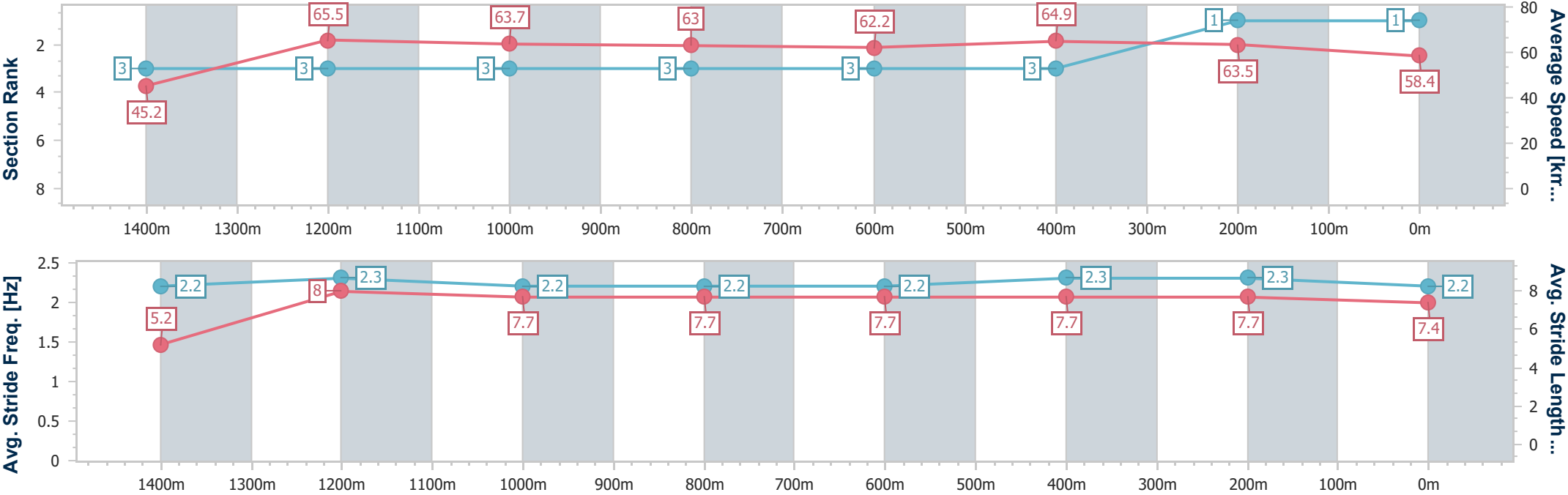
Rockhampton QLD Professional
Race 4: GOLD COAST MAGIC MILLIONS MARCH SALE
BENCHMARK 75 Handicap - 1500m

14 February 2025 - 14:43

Track Rating: Soft 5, Weather: Fine, Rail Position: +2.5m Entire



Section	Overall	1400m	1200m	1000m	800m	600m	400m	200m					
Section Times	1:28.10 [1] (0:07.98)	1:20.12 [3] (0:11.00)	1:09.12 [3] (0:11.28)	0:57.84 [3] (0:11.35)	0:46.49 [3] (0:11.71)	0:34.78 [3] (0:11.11)	0:23.67 [3] (0:11.34)	0:12.33 [1] (0:12.33)					
Average Speed [km/h]	45.2	65.5	63.7	63.0	62.2	64.9	63.5	58.4					
Top Speed [km/h]	60.3	67.0	65.3	63.9	63.5	66.3	66.3	60.9					
Avg. Dist. to Rail [m]	0.9	0.9	1.1	1.1	1.6	3.5	5.4	6.2					
Avg. Stride Freq. [Hz]	2.2	2.3	2.2	2.2	2.2	2.3	2.3	2.2					
Avg. Stride Length [m]	5.2	8.0	7.7	7.7	7.7	7.7	7.7	7.4					





Horse/Jockey Name	Get What You Give
Final Rank	2
Fastest Section Time (Section)	0:07.85 (Overall)
Top Speed [km/h] (Section)	66.6 (1400m)
Race State	Finished



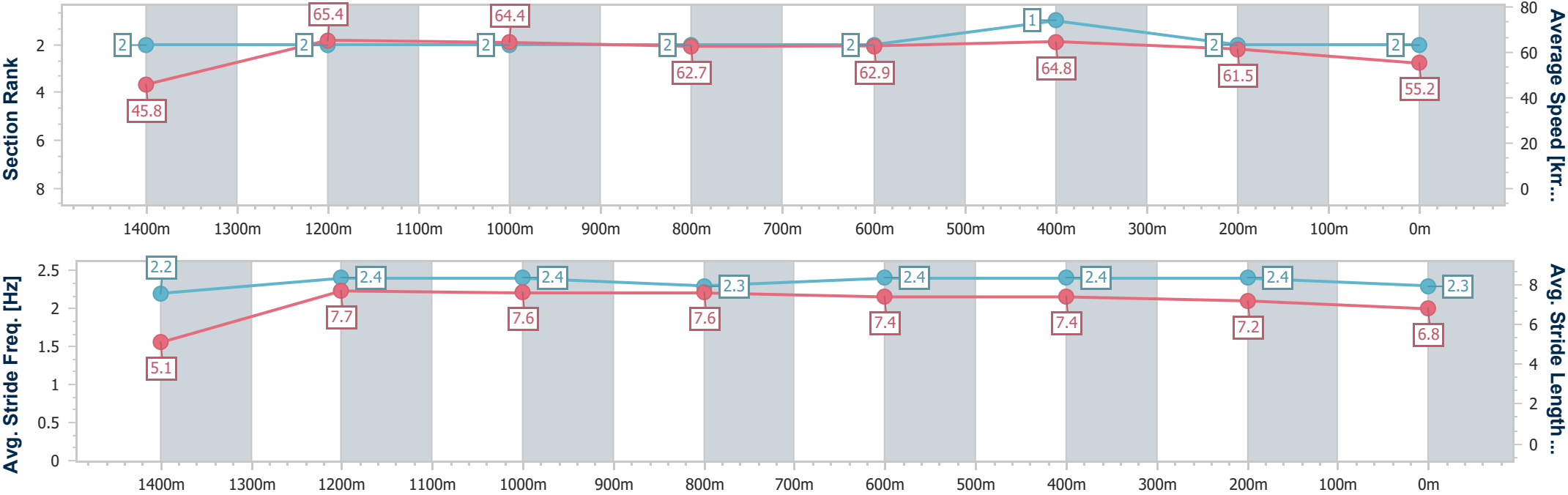
Rockhampton QLD Professional
Race 4: GOLD COAST MAGIC MILLIONS MARCH SALE
BENCHMARK 75 Handicap - 1500m

14 February 2025 - 14:43

Track Rating: Soft 5, Weather: Fine, Rail Position: +2.5m Entire



Section	Overall	1400m	1200m	1000m	800m	600m	400m	200m					
Section Times	1:28.98 [2] (0:07.85)	1:21.13 [2] (0:11.00)	1:10.13 [2] (0:11.17)	0:58.96 [2] (0:11.44)	0:47.52 [2] (0:11.63)	0:35.89 [2] (0:11.13)	0:24.76 [1] (0:11.71)	0:13.05 [2] (0:13.05)					
Average Speed [km/h]	45.8	65.4	64.4	62.7	62.9	64.8	61.5	55.2					
Top Speed [km/h]	61.5	66.6	66.4	64.1	64.3	66.0	64.8	58.8					
Avg. Dist. to Rail [m]	1.2	0.3	0.3	0.6	1.8	3.0	4.2	5.3					
Avg. Stride Freq. [Hz]	2.2	2.4	2.4	2.3	2.4	2.4	2.4	2.3					
Avg. Stride Length [m]	5.1	7.7	7.6	7.6	7.4	7.4	7.2	6.8					





Horse/Jockey Name	Acrophobic
Final Rank	3
Fastest Section Time (Section)	0:07.60 (Overall)
Top Speed [km/h] (Section)	65.6 (1400m)
Race State	Finished



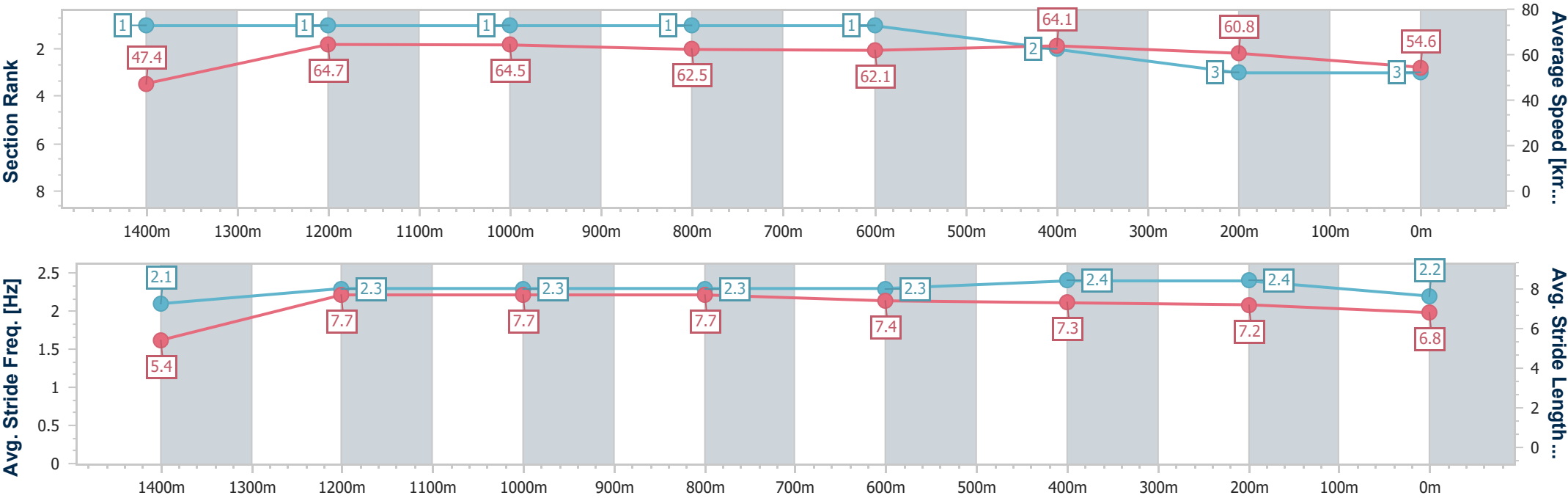
Rockhampton QLD Professional
Race 4: GOLD COAST MAGIC MILLIONS MARCH SALE
BENCHMARK 75 Handicap - 1500m

14 February 2025 - 14:43

Track Rating: Soft 5, Weather: Fine, Rail Position: +2.5m Entire



Section	Overall	1400m	1200m	1000m	800m	600m	400m	200m					
Section Times	1:29.31 [3] (0:07.60)	1:21.71 [1] (0:11.13)	1:10.58 [1] (0:11.15)	0:59.43 [1] (0:11.41)	0:48.02 [1] (0:11.76)	0:36.26 [1] (0:11.25)	0:25.01 [2] (0:11.84)	0:13.17 [3] (0:13.17)					
Average Speed [km/h]	47.4	64.7	64.5	62.5	62.1	64.1	60.8	54.6					
Top Speed [km/h]	63.6	65.6	64.8	63.9	64.0	64.4	64.1	57.9					
Avg. Dist. to Rail [m]	2.3	1.6	1.9	1.6	1.8	2.9	3.1	2.9					
Avg. Stride Freq. [Hz]	2.1	2.3	2.3	2.3	2.3	2.4	2.4	2.2					
Avg. Stride Length [m]	5.4	7.7	7.7	7.7	7.4	7.3	7.2	6.8					



- [] Ranking at each section and finish
- .-.- No data available at this section
- NA No data available



Horse/Jockey Name	Bering Sea
Final Rank	4
Fastest Section Time (Section)	0:08.18 (Overall)
Top Speed [km/h] (Section)	66.5 (1400m)
Race State	Finished



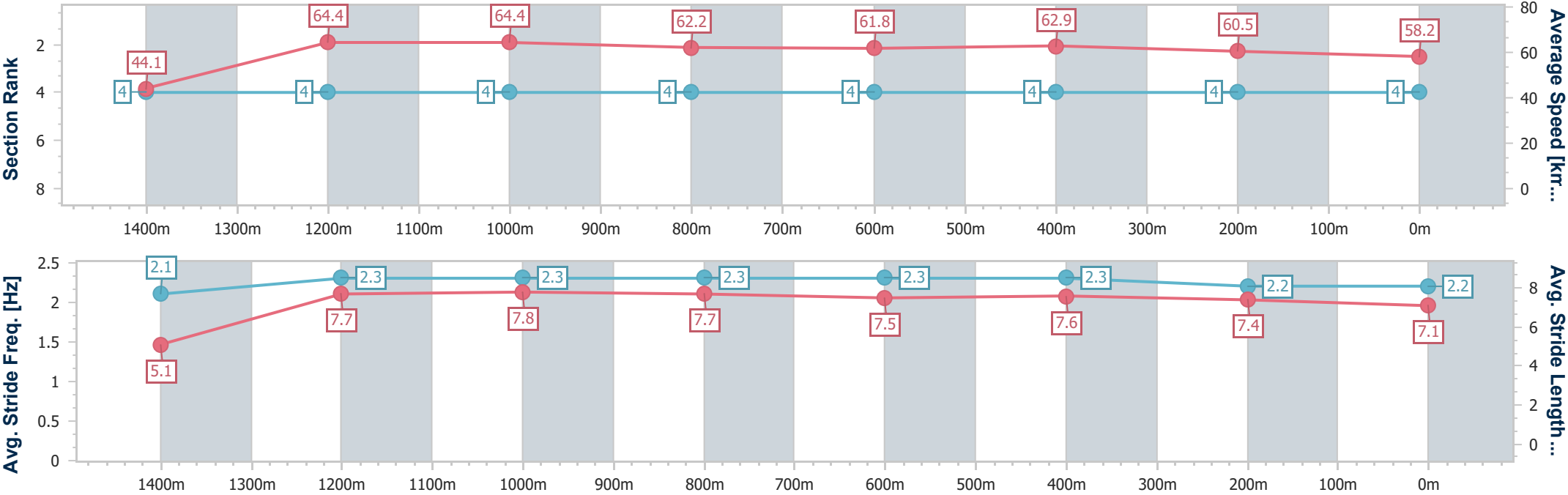
Rockhampton QLD Professional
Race 4: GOLD COAST MAGIC MILLIONS MARCH SALE
BENCHMARK 75 Handicap - 1500m

14 February 2025 - 14:43

Track Rating: Soft 5, Weather: Fine, Rail Position: +2.5m Entire



Section	Overall	1400m	1200m	1000m	800m	600m	400m	200m					
Section Times	1:29.49 [4] (0:08.18)	1:21.31 [4] (0:11.18)	1:10.13 [4] (0:11.15)	0:58.98 [4] (0:11.46)	0:47.52 [4] (0:11.78)	0:35.74 [4] (0:11.48)	0:24.26 [4] (0:11.89)	0:12.37 [4] (0:12.37)					
Average Speed [km/h]	44.1	64.4	64.4	62.2	61.8	62.9	60.5	58.2					
Top Speed [km/h]	59.8	66.5	66.2	63.7	62.4	63.4	62.4	59.5					
Avg. Dist. to Rail [m]	1.3	1.8	2.4	2.0	1.6	3.0	4.5	6.8					
Avg. Stride Freq. [Hz]	2.1	2.3	2.3	2.3	2.3	2.3	2.2	2.2					
Avg. Stride Length [m]	5.1	7.7	7.8	7.7	7.5	7.6	7.4	7.1					





Rockhampton QLD Professional
Race 5: ST PATRICK'S DAY RACES 15TH MARCH BENCHMARK 65
Handicap - 1600m
14 February 2025 - 15:23



Track Rating: Good 4, Weather: Fine, Rail Position: +2.5m Entire

Section					Overall	1400m	1200m	1000m	800m	600m	400m	Last 600m			
Field Times					1:34.88 (0:13.04)	1:21.84 (0:11.61)	1:10.23 (0:12.22)	0:58.01 (0:12.21)	0:45.80 (0:12.13)	0:33.67 (0:11.13)	0:22.54 (0:10.88)	0:33.67			
Rank	TAB	Horse/Jockey	Barrier	Top Speed [km/h]	Fastest Section										Distance Travelled [m]
1	2	DECIDUOUS	7	67.7	0:10.88	1:34.88 [1]	1:21.84 [1]	1:10.23 [1]	0:58.01 [1]	0:45.80 [1]	0:33.67 [1]	0:22.54 [1]	0:33.67		
		Liv O'Donnell		600m	400m	(0:13.04)	(0:11.61)	(0:12.22)	(0:12.21)	(0:12.13)	(0:11.13)	(0:10.88)			
2	4	ASTRA STAR	1	67.8	0:10.82	1:35.30 [2]	1:22.12 [2]	1:10.44 [3]	0:58.14 [3]	0:45.95 [3]	0:33.89 [3]	0:22.81 [2]	0:33.89	+0	
		Sean Cormack		400m	400m	(0:13.18)	(0:11.68)	(0:12.30)	(0:12.19)	(0:12.06)	(0:11.08)	(0:10.82)			
3	5	BOLD SMUGGLER	5	68.7	0:10.84	1:35.69 [3]	1:22.42 [3]	1:10.78 [4]	0:58.38 [4]	0:46.23 [4]	0:34.15 [4]	0:23.12 [3]	0:34.15	+3	
		Ryan Wiggins		400m	400m	(0:13.27)	(0:11.64)	(0:12.40)	(0:12.15)	(0:12.08)	(0:11.03)	(0:10.84)			
4	3	BELLA TIVACI	6	67.8	0:11.02	1:36.54 [4]	1:22.75 [7]	1:10.98 [7]	0:58.53 [7]	0:46.38 [7]	0:34.32 [8]	0:23.30 [7]	0:34.32	+1	
		Adam Sewell		600m	600m	(0:13.79)	(0:11.77)	(0:12.45)	(0:12.15)	(0:12.06)	(0:11.02)	(0:11.18)			
5	7	ROY'S ROAD	8	66.0	0:11.40	1:36.66 [5]	1:23.38 [4]	1:11.98 [2]	0:59.63 [2]	0:47.42 [2]	0:35.32 [2]	0:23.91 [4]	0:35.32	+3	
		Georgina Cartwright		1400m	1400m	(0:13.28)	(0:11.40)	(0:12.35)	(0:12.21)	(0:12.10)	(0:11.41)	(0:11.60)			
6	8	DIASONIC	3	65.7	0:11.27	1:36.76 [6]	1:22.44 [8]	1:10.74 [8]	0:58.48 [8]	0:46.34 [8]	0:34.66 [7]	0:23.39 [8]	0:34.66	-2	
		Brooke Johnson		400m	600m	(0:14.32)	(0:11.70)	(0:12.26)	(0:12.14)	(0:11.68)	(0:11.27)	(0:11.30)			
7	9	LEICA BITA FUN	2	64.7	0:11.35	1:36.85 [7]	1:23.34 [5]	1:11.62 [5]	0:59.29 [5]	0:47.10 [6]	0:35.04 [6]	0:23.69 [6]	0:35.04	+0	
		Adam Spinks		600m	600m	(0:13.51)	(0:11.72)	(0:12.33)	(0:12.19)	(0:12.06)	(0:11.35)	(0:11.47)			
8	6	KEFALONIA	4	64.6	0:11.31	1:36.98 [8]	1:23.41 [6]	1:11.65 [6]	0:59.23 [6]	0:47.23 [5]	0:35.19 [5]	0:23.88 [5]	0:35.19	+0	
		Nikki Olzard		600m	600m	(0:13.57)	(0:11.76)	(0:12.42)	(0:12.00)	(0:12.04)	(0:11.31)	(0:11.49)			

Scratched: Sir Grace (#1)



Rockhampton QLD Professional
Race 5: ST PATRICK'S DAY RACES 15TH MARCH BENCHMARK 65
Handicap - 1600m
14 February 2025 - 15:23



Track Rating: Good 4, Weather: Fine, Rail Position: +2.5m Entire

Section Field Times				200m 0:11.66 (0:11.66)		Last 600m 0:33.67			
Rank	TAB	Horse/Jockey	Barrier	Top Speed [km/h]	Fastest Section	Margin			Distance Travelled [m]
1	2	DECIDUOUS	7	67.7	0:10.88	0:11.66 [1]	1:34.88	0:33.67	
		Liv O'Donnell		600m	400m	(0:11.66)			
2	4	ASTRA STAR	1	67.8	0:10.82	0:11.99 [2]	2.47L	0:33.89	+0
		Sean Cormack		400m	400m	(0:11.99)			
3	5	BOLD SMUGGLER	5	68.7	0:10.84	0:12.28 [3]	4.74L	0:34.15	+3
		Ryan Wiggins		400m	400m	(0:12.28)			
4	3	BELLA TIVACI	6	67.8	0:11.02	0:12.12 [5]	9.76L	0:34.32	+1
		Adam Sewell		600m	600m	(0:12.12)			
5	7	ROY'S ROAD	8	66.0	0:11.40	0:12.31 [4]	10.47L	0:35.32	+3
		Georgina Cartwright		1400m	1400m	(0:12.31)			
6	8	DIASONIC	3	65.7	0:11.27	0:12.09 [8]	11.04L	0:34.66	-2
		Brooke Johnson		400m	600m	(0:12.09)			
7	9	LEICA BITA FUN	2	64.7	0:11.35	0:12.22 [7]	11.58L	0:35.04	+0
		Adam Spinks		600m	600m	(0:12.22)			
8	6	KEFALONIA	4	64.6	0:11.31	0:12.39 [6]	12.36L	0:35.19	+0
		Nikki Olzard		600m	600m	(0:12.39)			

Scratched: Sir Grace (#1)



Horse/Jockey Name	Deciduous
Final Rank	1
Fastest Section Time (Section)	0:10.88 (400m)
Top Speed [km/h] (Section)	67.7 (600m)
Race State	Finished

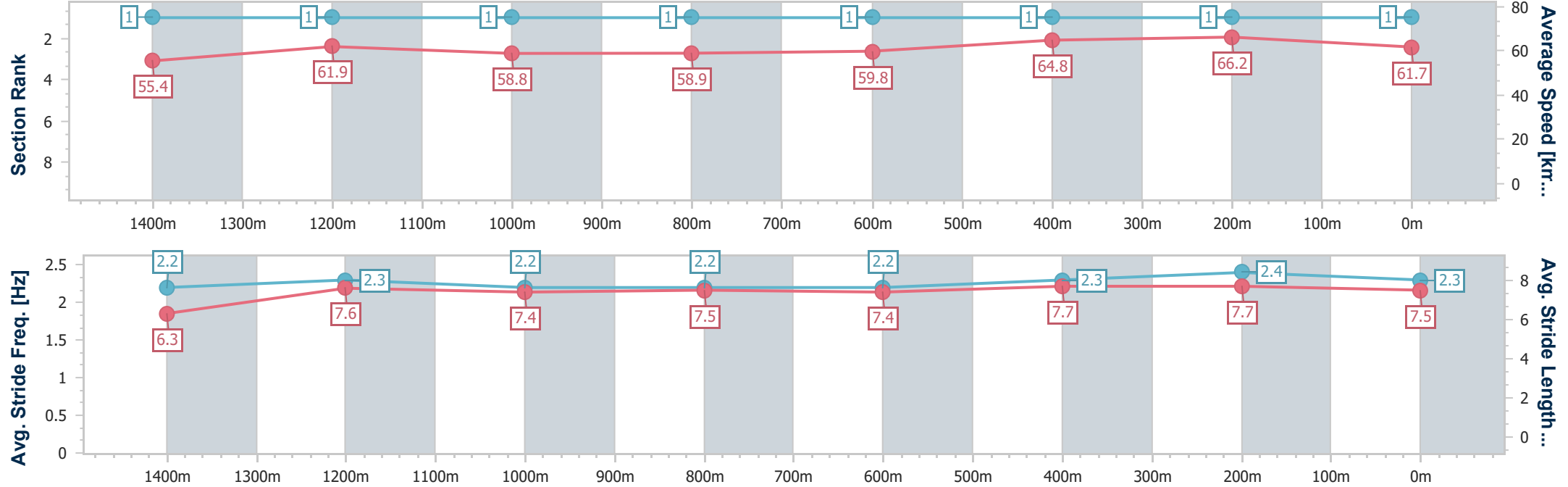


Rockhampton QLD Professional
Race 5: ST PATRICK'S DAY RACES 15TH MARCH
BENCHMARK 65 Handicap - 1600m
14 February 2025 - 15:23



Track Rating: Good 4, Weather: Fine, Rail Position: +2.5m Entire

Section	Overall	1400m	1200m	1000m	800m	600m	400m	200m					
Section Times	1:34.88 [1] (0:13.04)	1:21.84 [1] (0:11.61)	1:10.23 [1] (0:12.22)	0:58.01 [1] (0:12.21)	0:45.80 [1] (0:12.13)	0:33.67 [1] (0:11.13)	0:22.54 [1] (0:10.88)	0:11.66 [1] (0:11.66)					
Average Speed [km/h]	55.4	61.9	58.8	58.9	59.8	64.8	66.2	61.7					
Top Speed [km/h]	66.2	64.0	60.8	59.5	61.3	67.7	67.5	65.0					
Avg. Dist. to Rail [m]	5.8	0.4	0.6	0.5	1.0	2.5	3.1	2.4					
Avg. Stride Freq. [Hz]	2.2	2.3	2.2	2.2	2.2	2.3	2.4	2.3					
Avg. Stride Length [m]	6.3	7.6	7.4	7.5	7.4	7.7	7.7	7.5					





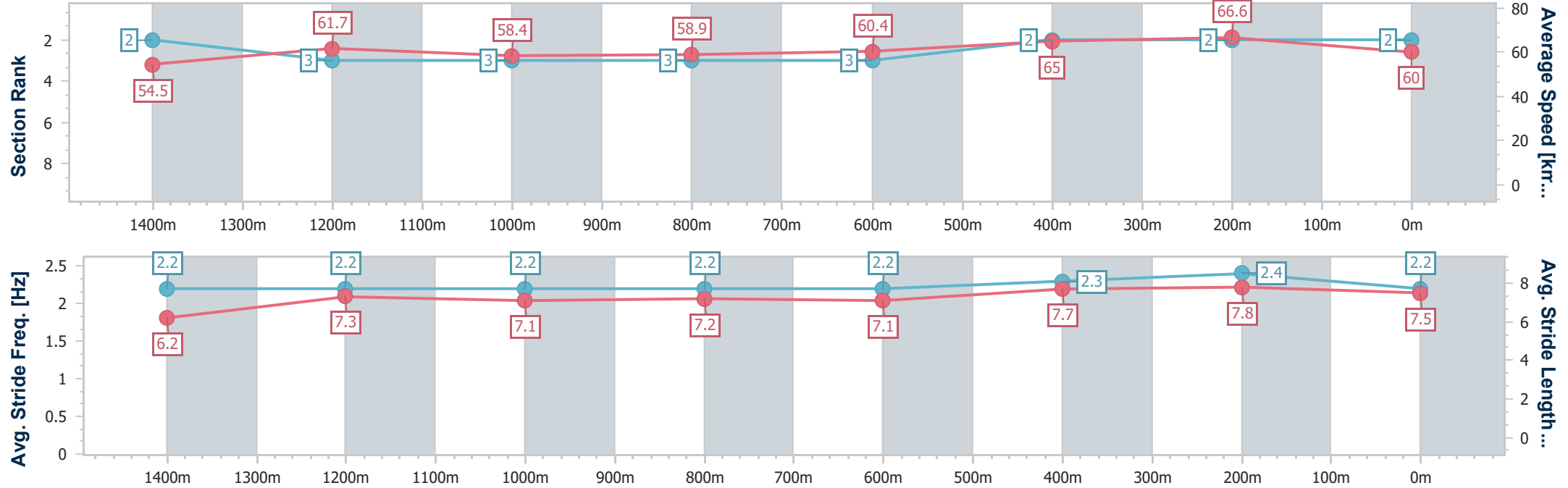
Horse/Jockey Name	Astra Star
Final Rank	2
Fastest Section Time (Section)	0:10.82 (400m)
Top Speed [km/h] (Section)	67.8 (400m)
Race State	Finished



Rockhampton QLD Professional
Race 5: ST PATRICK'S DAY RACES 15TH MARCH
BENCHMARK 65 Handicap - 1600m
14 February 2025 - 15:23
Track Rating: Good 4, Weather: Fine, Rail Position: +2.5m Entire



Section	Overall	1400m	1200m	1000m	800m	600m	400m	200m					
Section Times	1:35.30 [2] (0:13.18)	1:22.12 [2] (0:11.68)	1:10.44 [3] (0:12.30)	0:58.14 [3] (0:12.19)	0:45.95 [3] (0:12.06)	0:33.89 [3] (0:11.08)	0:22.81 [2] (0:10.82)	0:11.99 [2] (0:11.99)					
Average Speed [km/h]	54.5	61.7	58.4	58.9	60.4	65.0	66.6	60.0					
Top Speed [km/h]	64.0	63.1	59.8	60.0	62.2	67.5	67.8	64.4					
Avg. Dist. to Rail [m]	2.3	0.8	0.9	0.6	1.4	2.5	4.3	4.4					
Avg. Stride Freq. [Hz]	2.2	2.2	2.2	2.2	2.2	2.3	2.4	2.2					
Avg. Stride Length [m]	6.2	7.3	7.1	7.2	7.1	7.7	7.8	7.5					





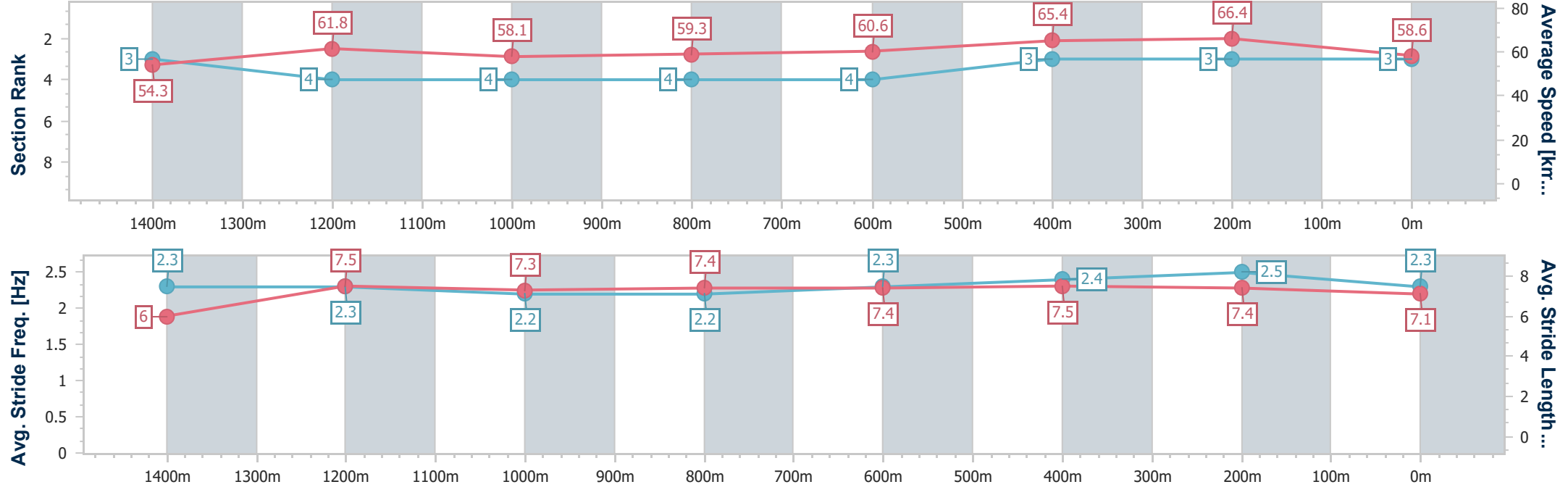
Horse/Jockey Name	Bold Smuggler
Final Rank	3
Fastest Section Time (Section)	0:10.84 (400m)
Top Speed [km/h] (Section)	68.7 (400m)
Race State	Finished



Rockhampton QLD Professional
Race 5: ST PATRICK'S DAY RACES 15TH MARCH
BENCHMARK 65 Handicap - 1600m
14 February 2025 - 15:23
Track Rating: Good 4, Weather: Fine, Rail Position: +2.5m Entire



Section	Overall	1400m	1200m	1000m	800m	600m	400m	200m					
Section Times	1:35.69 [3] (0:13.27)	1:22.42 [3] (0:11.64)	1:10.78 [4] (0:12.40)	0:58.38 [4] (0:12.15)	0:46.23 [4] (0:12.08)	0:34.15 [4] (0:11.03)	0:23.12 [3] (0:10.84)	0:12.28 [3] (0:12.28)					
Average Speed [km/h]	54.3	61.8	58.1	59.3	60.6	65.4	66.4	58.6					
Top Speed [km/h]	63.3	63.0	60.1	60.7	62.2	68.5	68.7	63.1					
Avg. Dist. to Rail [m]	4.6	0.6	0.4	0.6	1.8	3.9	5.4	5.6					
Avg. Stride Freq. [Hz]	2.3	2.3	2.2	2.2	2.3	2.4	2.5	2.3					
Avg. Stride Length [m]	6.0	7.5	7.3	7.4	7.4	7.5	7.4	7.1					





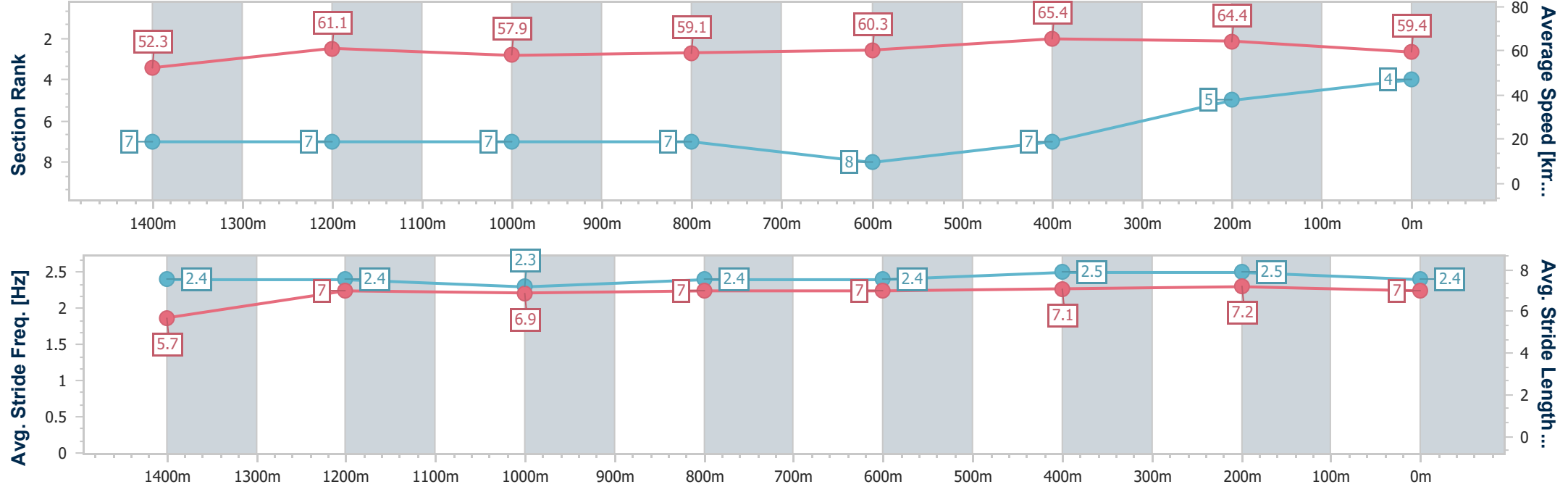
Horse/Jockey Name	Bella Tivaci
Final Rank	4
Fastest Section Time (Section)	0:11.02 (600m)
Top Speed [km/h] (Section)	67.8 (600m)
Race State	Finished



Rockhampton QLD Professional
Race 5: ST PATRICK'S DAY RACES 15TH MARCH
BENCHMARK 65 Handicap - 1600m
14 February 2025 - 15:23
Track Rating: Good 4, Weather: Fine, Rail Position: +2.5m Entire



Section	Overall	1400m	1200m	1000m	800m	600m	400m	200m					
Section Times	1:36.54 [4] (0:13.79)	1:22.75 [7] (0:11.77)	1:10.98 [7] (0:12.45)	0:58.53 [7] (0:12.15)	0:46.38 [7] (0:12.06)	0:34.32 [8] (0:11.02)	0:23.30 [7] (0:11.18)	0:12.12 [5] (0:12.12)					
Average Speed [km/h]	52.3	61.1	57.9	59.1	60.3	65.4	64.4	59.4					
Top Speed [km/h]	62.2	62.1	61.1	60.5	62.0	67.8	66.5	63.5					
Avg. Dist. to Rail [m]	4.9	0.5	0.6	0.4	1.2	4.6	6.5	6.6					
Avg. Stride Freq. [Hz]	2.4	2.4	2.3	2.4	2.4	2.5	2.5	2.4					
Avg. Stride Length [m]	5.7	7.0	6.9	7.0	7.0	7.1	7.2	7.0					





Horse/Jockey Name	Roy's Road
Final Rank	5
Fastest Section Time (Section)	0:11.40 (1400m)
Top Speed [km/h] (Section)	66.0 (1400m)
Race State	Finished

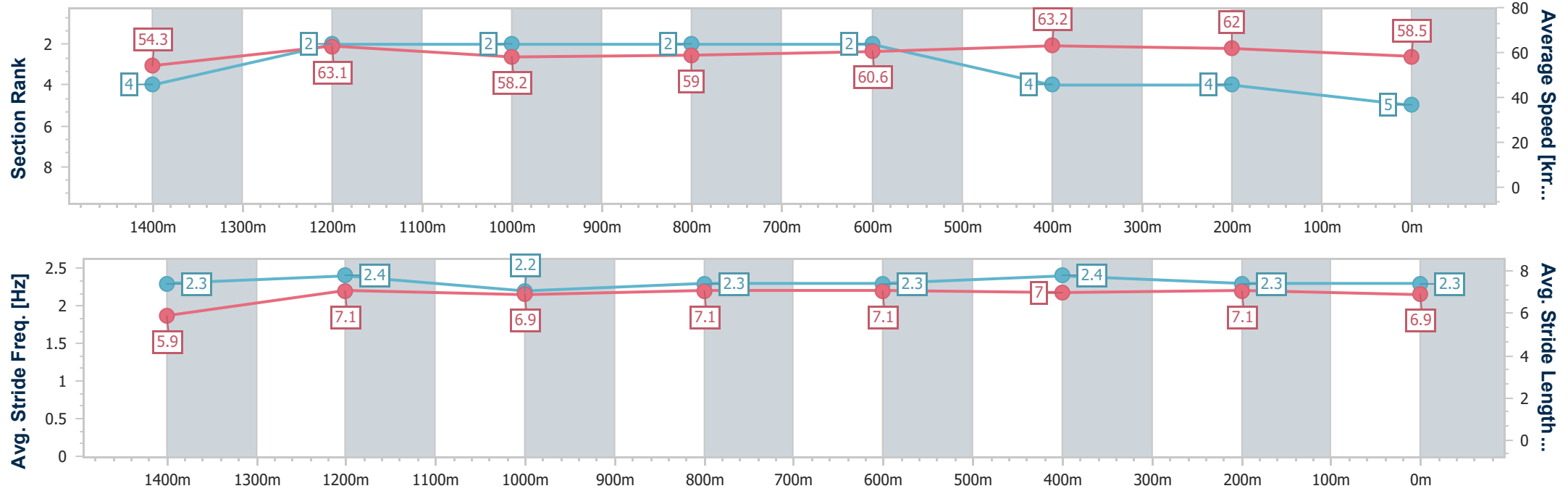


Rockhampton QLD Professional
Race 5: ST PATRICK'S DAY RACES 15TH MARCH
BENCHMARK 65 Handicap - 1600m
14 February 2025 - 15:23



Track Rating: Good 4, Weather: Fine, Rail Position: +2.5m Entire

Section	Overall	1400m	1200m	1000m	800m	600m	400m	200m					
Section Times	1:36.66 [5] (0:13.28)	1:23.38 [4] (0:11.40)	1:11.98 [2] (0:12.35)	0:59.63 [2] (0:12.21)	0:47.42 [2] (0:12.10)	0:35.32 [2] (0:11.41)	0:23.91 [4] (0:11.60)	0:12.31 [4] (0:12.31)					
Average Speed [km/h]	54.3	63.1	58.2	59.0	60.6	63.2	62.0	58.5					
Top Speed [km/h]	65.9	66.0	59.7	61.1	61.3	64.1	63.5	60.8					
Avg. Dist. to Rail [m]	7.7	1.3	0.4	0.3	2.0	5.2	5.2	5.2					
Avg. Stride Freq. [Hz]	2.3	2.4	2.2	2.3	2.3	2.4	2.3	2.3					
Avg. Stride Length [m]	5.9	7.1	6.9	7.1	7.1	7.0	7.1	6.9					





Horse/Jockey Name	Diasonic
Final Rank	6
Fastest Section Time (Section)	0:11.27 (600m)
Top Speed [km/h] (Section)	65.7 (400m)
Race State	Finished

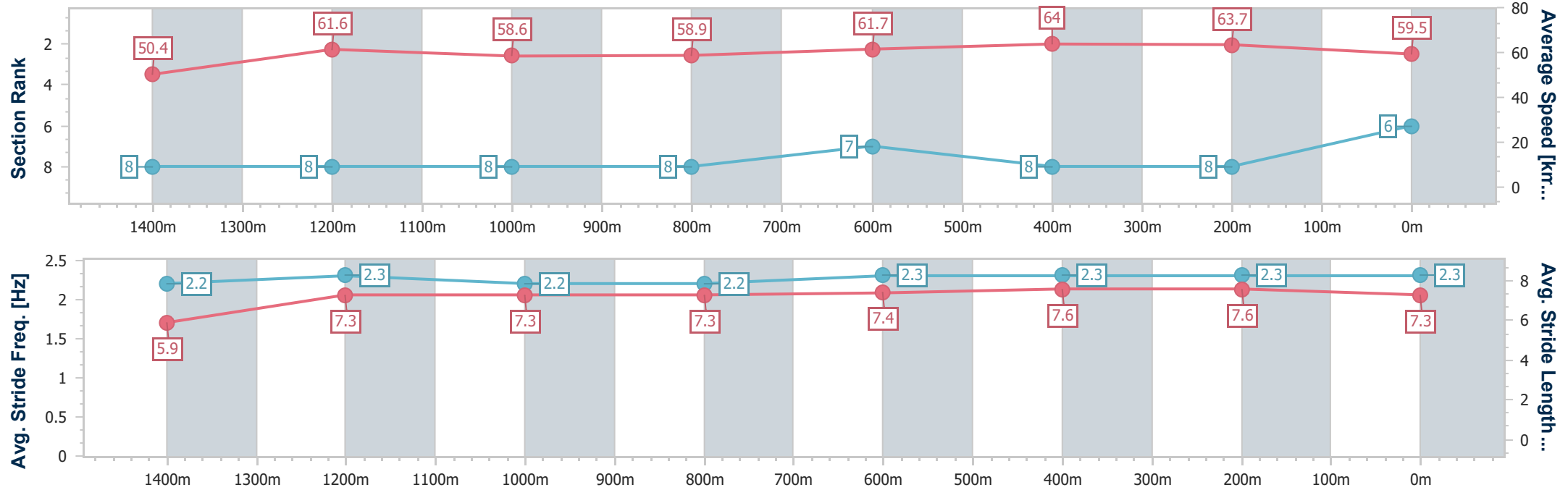


Rockhampton QLD Professional
Race 5: ST PATRICK'S DAY RACES 15TH MARCH
BENCHMARK 65 Handicap - 1600m
14 February 2025 - 15:23



Track Rating: Good 4, Weather: Fine, Rail Position: +2.5m Entire

Section	Overall	1400m	1200m	1000m	800m	600m	400m	200m					
Section Times	1:36.76 [6] (0:14.32)	1:22.44 [8] (0:11.70)	1:10.74 [8] (0:12.26)	0:58.48 [8] (0:12.14)	0:46.34 [8] (0:11.68)	0:34.66 [7] (0:11.27)	0:23.39 [8] (0:11.30)	0:12.09 [8] (0:12.09)					
Average Speed [km/h]	50.4	61.6	58.6	58.9	61.7	64.0	63.7	59.5					
Top Speed [km/h]	62.2	62.8	59.5	61.8	62.6	65.6	65.7	62.1					
Avg. Dist. to Rail [m]	3.1	1.0	1.2	1.4	0.8	2.4	2.4	2.6					
Avg. Stride Freq. [Hz]	2.2	2.3	2.2	2.2	2.3	2.3	2.3	2.3					
Avg. Stride Length [m]	5.9	7.3	7.3	7.3	7.4	7.6	7.6	7.3					





Horse/Jockey Name	Leica Bitu Fun
Final Rank	7
Fastest Section Time (Section)	0:11.35 (600m)
Top Speed [km/h] (Section)	64.7 (600m)
Race State	Finished

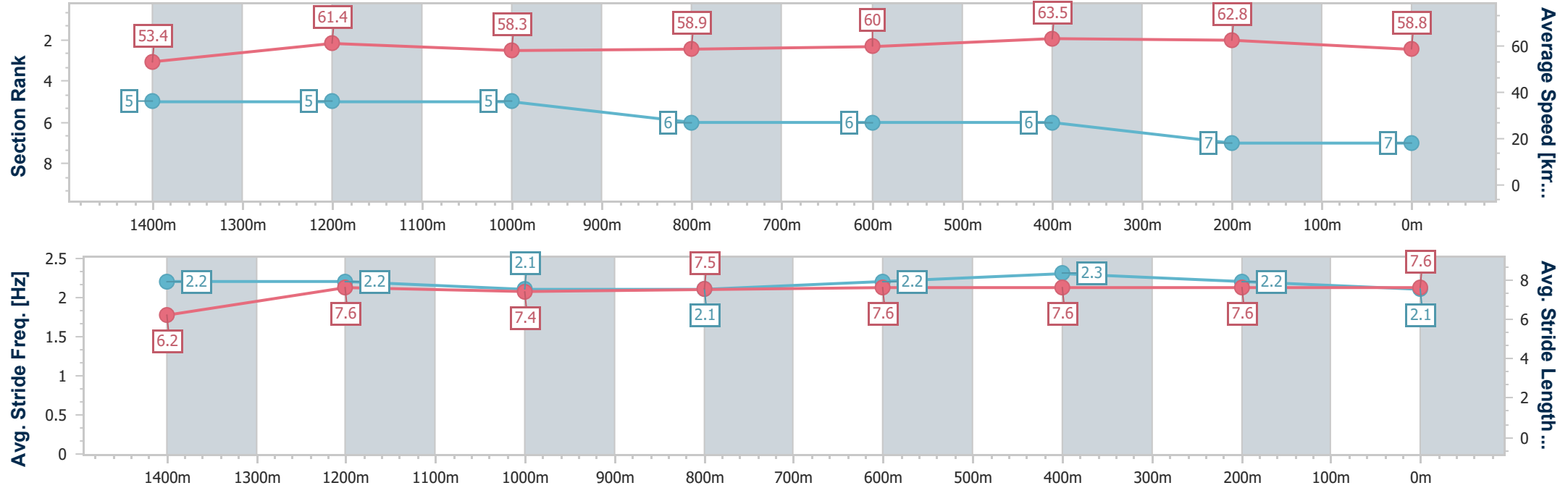


Rockhampton QLD Professional
Race 5: ST PATRICK'S DAY RACES 15TH MARCH
BENCHMARK 65 Handicap - 1600m
14 February 2025 - 15:23



Track Rating: Good 4, Weather: Fine, Rail Position: +2.5m Entire

Section	Overall	1400m	1200m	1000m	800m	600m	400m	200m					
Section Times	1:36.85 [7] (0:13.51)	1:23.34 [5] (0:11.72)	1:11.62 [5] (0:12.33)	0:59.29 [5] (0:12.19)	0:47.10 [6] (0:12.06)	0:35.04 [6] (0:11.35)	0:23.69 [6] (0:11.47)	0:12.22 [7] (0:12.22)					
Average Speed [km/h]	53.4	61.4	58.3	58.9	60.0	63.5	62.8	58.8					
Top Speed [km/h]	63.4	63.4	60.0	59.8	61.5	64.7	64.7	61.6					
Avg. Dist. to Rail [m]	3.2	0.6	0.6	0.7	0.9	2.8	3.8	5.0					
Avg. Stride Freq. [Hz]	2.2	2.2	2.1	2.1	2.2	2.3	2.2	2.1					
Avg. Stride Length [m]	6.2	7.6	7.4	7.5	7.6	7.6	7.6	7.6					





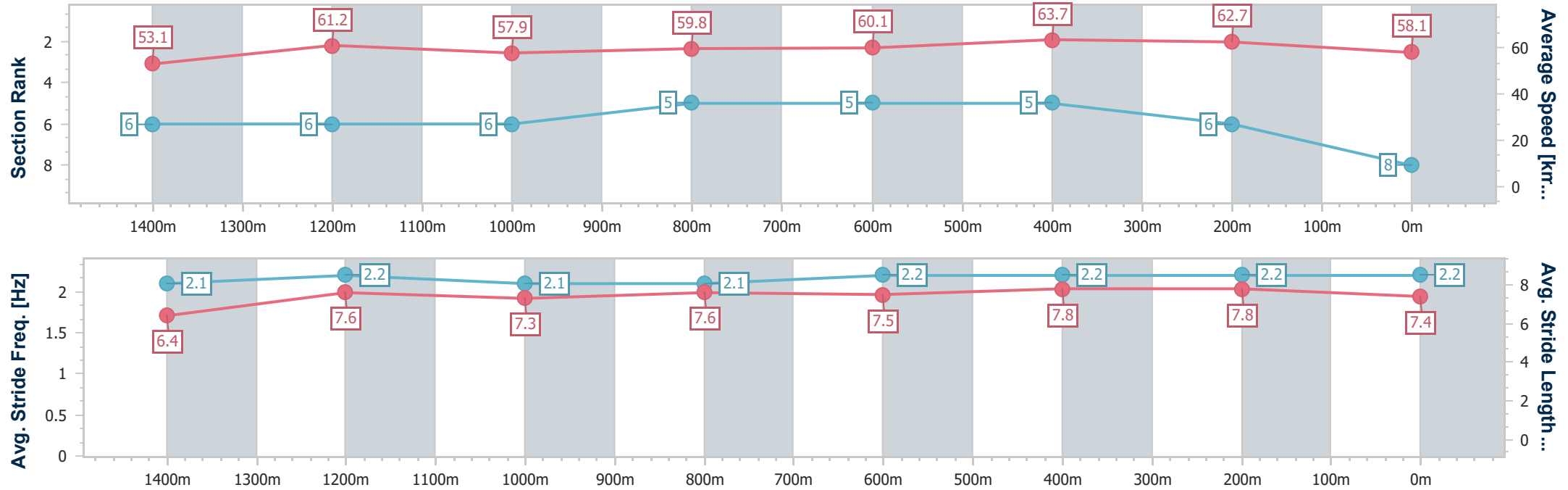
Horse/Jockey Name	Kefalonia
Final Rank	8
Fastest Section Time (Section)	0:11.31 (600m)
Top Speed [km/h] (Section)	64.6 (600m)
Race State	Finished



Rockhampton QLD Professional
Race 5: ST PATRICK'S DAY RACES 15TH MARCH
BENCHMARK 65 Handicap - 1600m
14 February 2025 - 15:23
Track Rating: Good 4, Weather: Fine, Rail Position: +2.5m Entire



Section	Overall	1400m	1200m	1000m	800m	600m	400m	200m					
Section Times	1:36.98 [8] (0:13.57)	1:23.41 [6] (0:11.76)	1:11.65 [6] (0:12.42)	0:59.23 [6] (0:12.00)	0:47.23 [5] (0:12.04)	0:35.19 [5] (0:11.31)	0:23.88 [5] (0:11.49)	0:12.39 [6] (0:12.39)					
Average Speed [km/h]	53.1	61.2	57.9	59.8	60.1	63.7	62.7	58.1					
Top Speed [km/h]	63.0	62.1	60.7	61.1	61.4	64.6	64.4	60.4					
Avg. Dist. to Rail [m]	4.2	0.2	0.2	0.7	1.1	4.7	5.9	6.7					
Avg. Stride Freq. [Hz]	2.1	2.2	2.1	2.1	2.2	2.2	2.2	2.2					
Avg. Stride Length [m]	6.4	7.6	7.3	7.6	7.5	7.8	7.8	7.4					





Rockhampton QLD Professional

Race 6: CYS SALE & RACES 11 TO 13 APRIL OPEN Handicap - 1100m

14 February 2025 - 16:04



Track Rating: Good 4, Weather: Fine, Rail Position: +2.5m Entire

Section						Overall	1000m	800m	600m	400m	200m	Last 600m		
Field Times						1:02.34 (0:07.33)	0:55.01 (0:11.44)	0:43.57 (0:11.68)	0:31.89 (0:10.39)	0:21.50 (0:10.32)	0:11.18 (0:11.18)	0:31.89		
Rank	TAB	Horse/Jockey	Barrier	Top Speed [km/h]	Fastest Section							Margin	Distance Travelled [m]	
1	8	DESERT KOBY	1	71.1	0:07.33	1:02.34 [1]	0:55.01 [1]	0:43.57 [1]	0:31.89 [1]	0:21.50 [1]	0:11.18 [1]	1:02.34	0:31.89	
		Sean Cormack		400m	Overall	(0:07.33)	(0:11.44)	(0:11.68)	(0:10.39)	(0:10.32)	(0:11.18)			
2	4	DOUBTING EYE	3	70.8	0:07.46	1:03.06 [2]	0:55.60 [2]	0:44.05 [2]	0:32.31 [2]	0:21.74 [2]	0:11.29 [2]	4.23L	0:32.31 +1	
		Warwick Satherley		600m	Overall	(0:07.46)	(0:11.55)	(0:11.74)	(0:10.57)	(0:10.45)	(0:11.29)			
3	7	JOHNNY DASH	2	70.1	0:07.60	1:03.48 [3]	0:55.88 [4]	0:44.42 [3]	0:32.63 [3]	0:22.00 [3]	0:11.41 [3]	6.71L	0:32.63 -2	
		Nikki Olzard		400m	Overall	(0:07.60)	(0:11.46)	(0:11.79)	(0:10.63)	(0:10.59)	(0:11.41)			
4	6	POET'S DAY	4	70.2	0:07.53	1:04.11 [4]	0:56.58 [3]	0:44.89 [4]	0:33.14 [4]	0:22.50 [4]	0:11.72 [4]	10.4L	0:33.14 +3	
		Adam Sewell		600m	Overall	(0:07.53)	(0:11.69)	(0:11.75)	(0:10.64)	(0:10.78)	(0:11.72)			

Scratched: Media Empire (#1), Just Super (#5), Aidenabet (#9), Brad (#3), King Jester (#2)



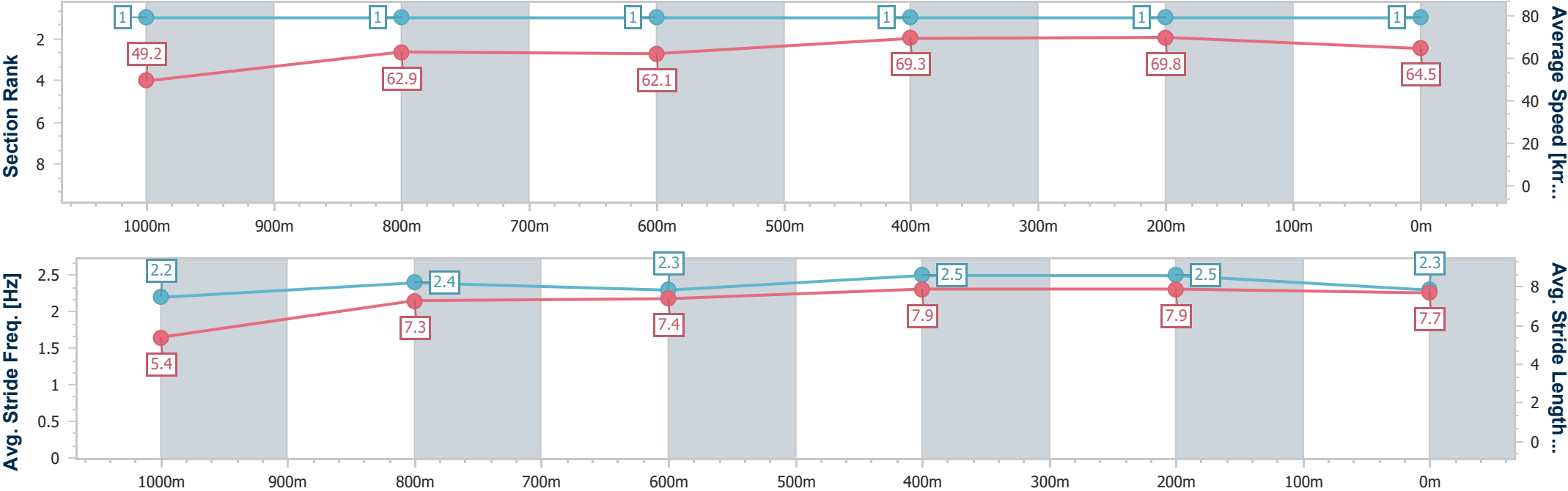
Horse/Jockey Name	Desert Koby
Final Rank	1
Fastest Section Time (Section)	0:07.33 (Overall)
Top Speed [km/h] (Section)	71.1 (400m)
Race State	Finished



Rockhampton QLD Professional
Race 6: CYS SALE & RACES 11 TO 13 APRIL OPEN Handicap - 1100m
14 February 2025 - 16:04
Track Rating: Good 4, Weather: Fine, Rail Position: +2.5m Entire



Section	Overall	1000m	800m	600m	400m	200m							
Section Times	1:02.34 [1] (0:07.33)	0:55.01 [1] (0:11.44)	0:43.57 [1] (0:11.68)	0:31.89 [1] (0:10.39)	0:21.50 [1] (0:10.32)	0:11.18 [1] (0:11.18)							
Average Speed [km/h]	49.2	62.9	62.1	69.3	69.8	64.5							
Top Speed [km/h]	60.4	64.4	65.3	70.7	71.1	68.3							
Avg. Dist. to Rail [m]	3.3	0.5	1.1	2.9	2.9	3.0							
Avg. Stride Freq. [Hz]	2.2	2.4	2.3	2.5	2.5	2.3							
Avg. Stride Length [m]	5.4	7.3	7.4	7.9	7.9	7.7							





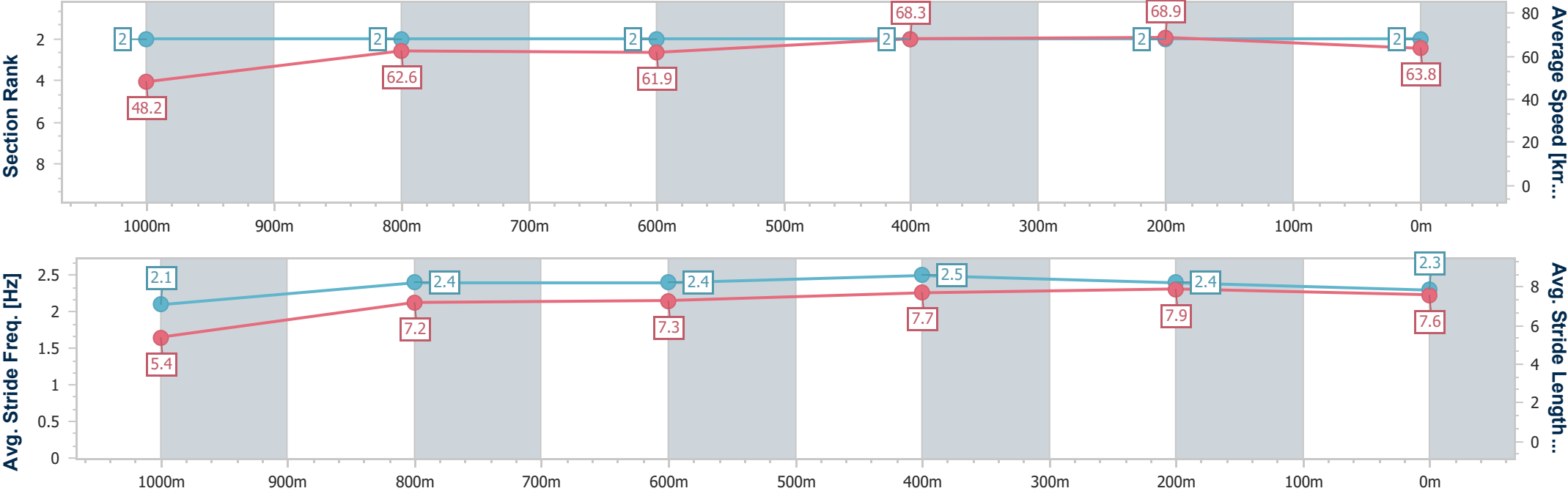
Horse/Jockey Name	Doubting Eye
Final Rank	2
Fastest Section Time (Section)	0:07.46 (Overall)
Top Speed [km/h] (Section)	70.8 (600m)
Race State	Finished



Rockhampton QLD Professional
Race 6: CYS SALE & RACES 11 TO 13 APRIL OPEN Handicap - 1100m
14 February 2025 - 16:04
Track Rating: Good 4, Weather: Fine, Rail Position: +2.5m Entire



Section	Overall	1000m	800m	600m	400m	200m								
Section Times	1:03.06 [2] (0:07.46)	0:55.60 [2] (0:11.55)	0:44.05 [2] (0:11.74)	0:32.31 [2] (0:10.57)	0:21.74 [2] (0:10.45)	0:11.29 [2] (0:11.29)								
Average Speed [km/h]	48.2	62.6	61.9	68.3	68.9	63.8								
Top Speed [km/h]	63.2	63.9	63.6	70.8	70.6	68.0								
Avg. Dist. to Rail [m]	4.3	0.7	1.5	3.4	2.7	3.1								
Avg. Stride Freq. [Hz]	2.1	2.4	2.4	2.5	2.4	2.3								
Avg. Stride Length [m]	5.4	7.2	7.3	7.7	7.9	7.6								





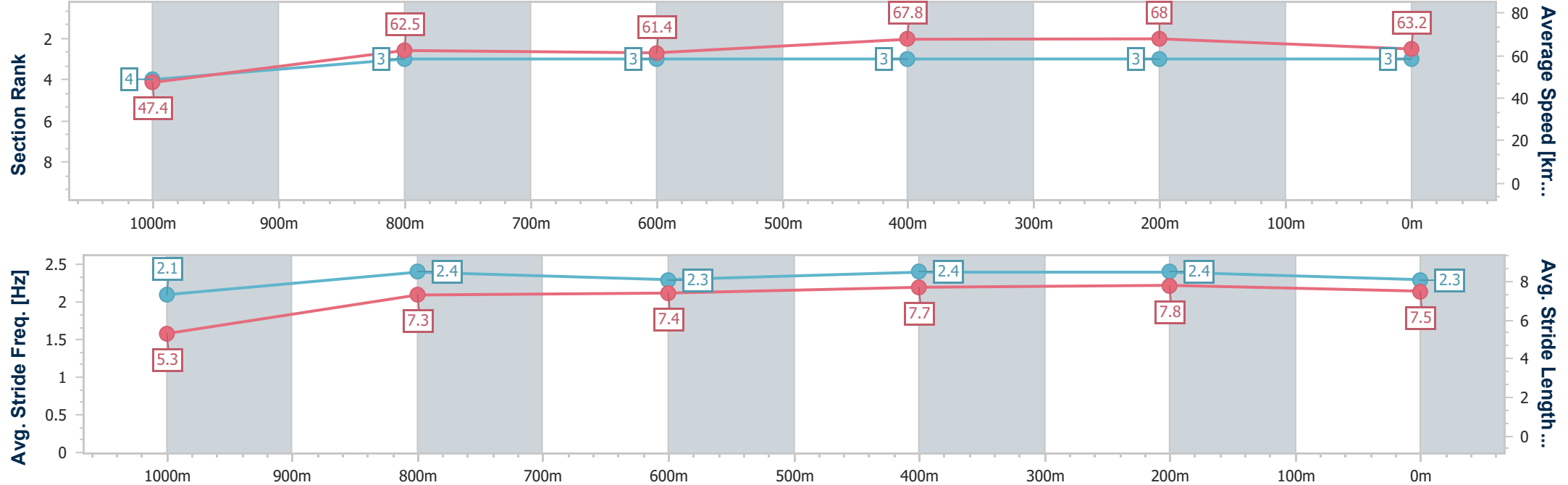
Horse/Jockey Name	Johnny Dash
Final Rank	3
Fastest Section Time (Section)	0:07.60 (Overall)
Top Speed [km/h] (Section)	70.1 (400m)
Race State	Finished



Rockhampton QLD Professional
Race 6: CYS SALE & RACES 11 TO 13 APRIL OPEN Handicap - 1100m
14 February 2025 - 16:04
Track Rating: Good 4, Weather: Fine, Rail Position: +2.5m Entire



Section	Overall	1000m	800m	600m	400m	200m							
Section Times	1:03.48 [3] (0:07.60)	0:55.88 [4] (0:11.46)	0:44.42 [3] (0:11.79)	0:32.63 [3] (0:10.63)	0:22.00 [3] (0:10.59)	0:11.41 [3] (0:11.41)							
Average Speed [km/h]	47.4	62.5	61.4	67.8	68.0	63.2							
Top Speed [km/h]	63.3	66.0	63.4	69.8	70.1	65.5							
Avg. Dist. to Rail [m]	3.2	1.4	1.1	2.8	2.7	1.2							
Avg. Stride Freq. [Hz]	2.1	2.4	2.3	2.4	2.4	2.3							
Avg. Stride Length [m]	5.3	7.3	7.4	7.7	7.8	7.5							





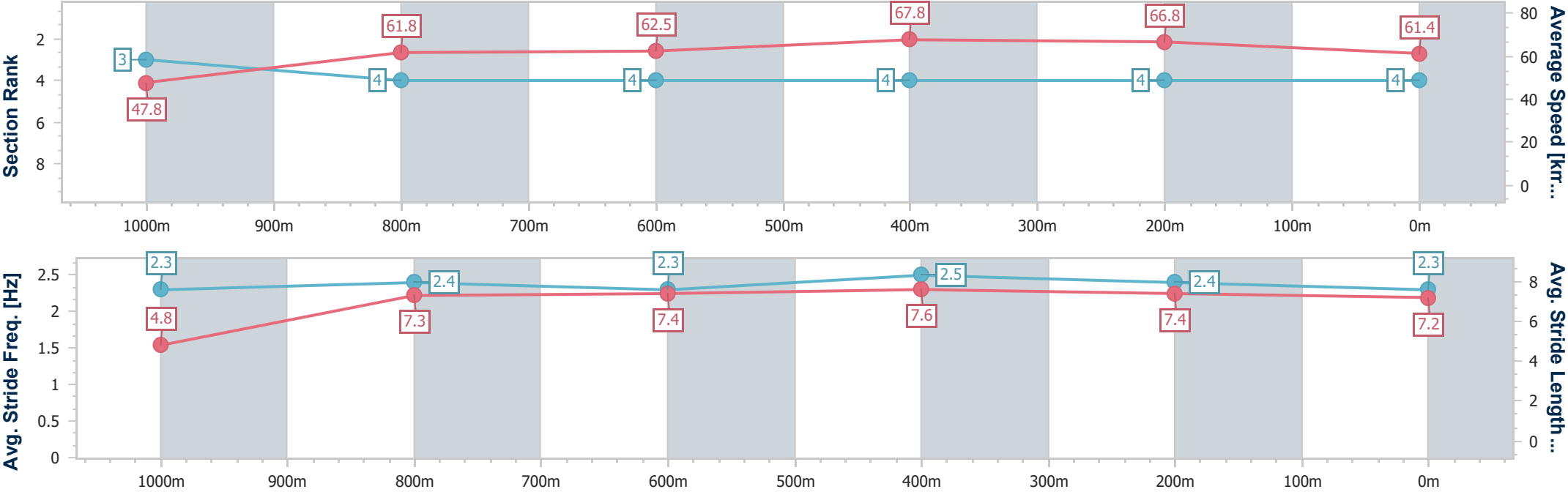
Horse/Jockey Name	Poet's Day
Final Rank	4
Fastest Section Time (Section)	0:07.53 (Overall)
Top Speed [km/h] (Section)	70.2 (600m)
Race State	Finished



Rockhampton QLD Professional
Race 6: CYS SALE & RACES 11 TO 13 APRIL OPEN Handicap - 1100m
14 February 2025 - 16:04
Track Rating: Good 4, Weather: Fine, Rail Position: +2.5m Entire



Section	Overall	1000m	800m	600m	400m	200m							
Section Times	1:04.11 [4] (0:07.53)	0:56.58 [3] (0:11.69)	0:44.89 [4] (0:11.75)	0:33.14 [4] (0:10.64)	0:22.50 [4] (0:10.78)	0:11.72 [4] (0:11.72)							
Average Speed [km/h]	47.8	61.8	62.5	67.8	66.8	61.4							
Top Speed [km/h]	60.4	63.1	64.3	70.2	69.4	64.9							
Avg. Dist. to Rail [m]	6.0	1.3	2.5	4.5	4.3	4.5							
Avg. Stride Freq. [Hz]	2.3	2.4	2.3	2.5	2.4	2.3							
Avg. Stride Length [m]	4.8	7.3	7.4	7.6	7.4	7.2							





Rockhampton QLD Professional
Race 7: CAPRICORNIA YEARLING SALE QTIS JEWEL QUALIFIER 3YO
Plate - 1100m
14 February 2025 - 16:44



Track Rating: Good 4, Weather: Fine, Rail Position: +2.5m Entire

Section		Overall				1000m	800m	600m	400m	200m	Last 600m		
Field Times		1:02.17				0:54.96	0:44.44	0:33.58	0:22.94	0:11.91	0:33.58		
		(0:07.21)				(0:10.52)	(0:10.86)	(0:10.64)	(0:11.03)	(0:11.91)			
Rank	TAB	Horse/Jockey	Barrier	Top Speed [km/h]	Fastest Section							Margin	Distance Travelled [m]
1	1	SCRUB CHAIN	6	70.3	0:07.38	1:02.17 [1]	0:54.79 [4]	0:43.77 [5]	0:32.88 [5]	0:22.33 [4]	0:11.60 [3]	1:02.17	0:32.88
		Tahlia Fenlon		400m	Overall	(0:07.38)	(0:11.02)	(0:10.89)	(0:10.55)	(0:10.73)	(0:11.60)		
2	5	POWER OF KATIE	3	69.0	0:07.22	1:02.33 [2]	0:55.11 [2]	0:44.36 [2]	0:33.42 [2]	0:22.71 [2]	0:11.90 [2]	0.98L	0:33.42 +0
		Warwick Satherley		600m	Overall	(0:07.22)	(0:10.75)	(0:10.94)	(0:10.71)	(0:10.81)	(0:11.90)		
3	4	KAI MONDO	8	70.6	0:07.21	1:02.36 [3]	0:55.15 [1]	0:44.63 [1]	0:33.77 [1]	0:23.13 [1]	0:12.10 [1]	1.11L	0:33.77 -3
		McKenzie Apel		1000m	Overall	(0:07.21)	(0:10.52)	(0:10.86)	(0:10.64)	(0:11.03)	(0:12.10)		
4	11	RUN AWAY RENEE	5	69.6	0:07.55	1:02.48 [4]	0:54.93 [7]	0:43.94 [6]	0:32.80 [6]	0:22.29 [6]	0:11.63 [4]	1.87L	0:32.80 -2
		Georgina Cartwright		400m	Overall	(0:07.55)	(0:10.99)	(0:11.14)	(0:10.51)	(0:10.66)	(0:11.63)		
5	7	BETTER THAN WORDS	4	70.3	0:07.55	1:02.78 [5]	0:55.23 [6]	0:43.66 [7]	0:32.69 [7]	0:22.21 [7]	0:11.56 [7]	3.62L	0:32.69 -1
		Olivia Kendal		600m	Overall	(0:07.55)	(0:11.57)	(0:10.97)	(0:10.48)	(0:10.65)	(0:11.56)		
6	2	ASK ME MATE	9	70.9	0:07.80	1:02.99 [6]	0:55.19 [9]	0:43.65 [9]	0:32.53 [9]	0:22.17 [9]	0:11.58 [8]	4.86L	0:32.53 -1
		Sean Cormack		600m	Overall	(0:07.80)	(0:11.54)	(0:11.12)	(0:10.36)	(0:10.59)	(0:11.58)		
7	10	THORMENDOUS MISS	1	69.1	0:07.39	1:03.12 [7]	0:55.73 [5]	0:45.11 [3]	0:34.16 [3]	0:23.37 [3]	0:12.25 [5]	5.64L	0:34.16 -1
		Chris McIver		1000m	Overall	(0:07.39)	(0:10.62)	(0:10.95)	(0:10.79)	(0:11.12)	(0:12.25)		
8	6	AMBERINGER	7	68.2	0:07.27	1:03.34 [8]	0:56.07 [3]	0:45.02 [4]	0:34.13 [4]	0:23.46 [5]	0:12.31 [6]	6.87L	0:34.13 -2
		Adam Sewell		600m	Overall	(0:07.27)	(0:11.05)	(0:10.89)	(0:10.67)	(0:11.15)	(0:12.31)		
9	3	BOLD CHANGE	2	70.4	0:07.65	1:05.29 [9]	0:57.64 [8]	0:46.15 [8]	0:34.97 [8]	0:24.51 [8]	0:13.24 [9]	18.39L	0:34.97 -3
		Ryan Wiggins		600m	Overall	(0:07.65)	(0:11.49)	(0:11.18)	(0:10.46)	(0:11.27)	(0:13.24)		

Scratched: Mimmy's Secret (#8), Electric Brae (#9)



Horse/Jockey Name	Scrub Chain
Final Rank	1
Fastest Section Time (Section)	0:07.38 (Overall)
Top Speed [km/h] (Section)	70.3 (400m)
Race State	Finished



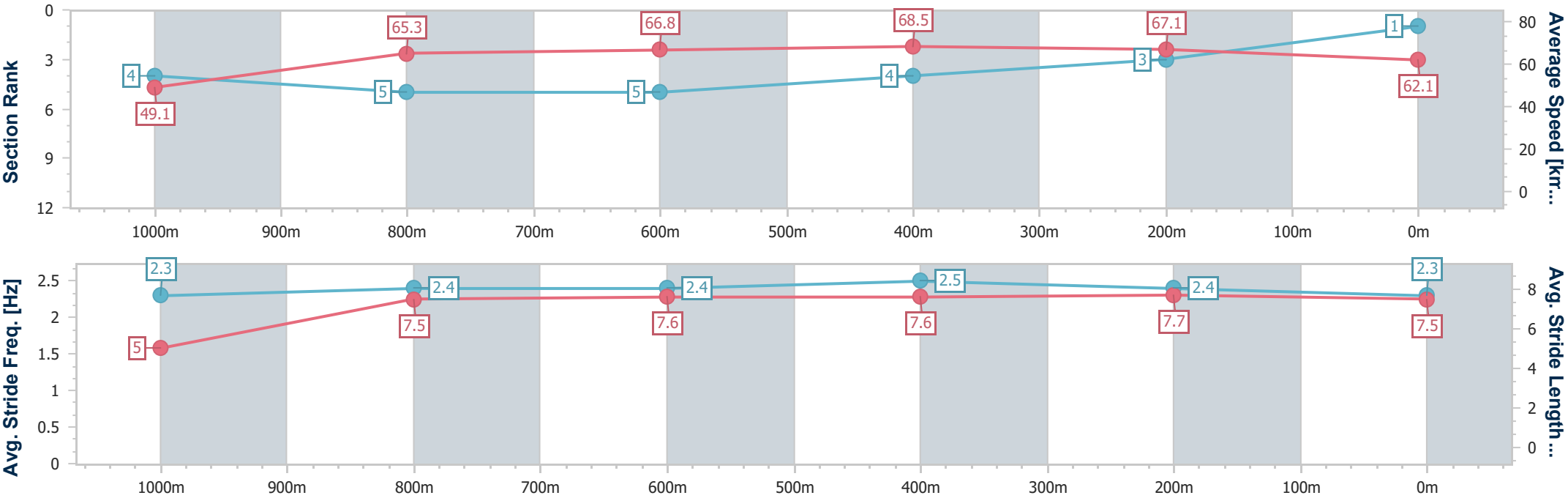
Rockhampton QLD Professional
Race 7: CAPRICORNIA YEARLING SALE QTIS JEWEL
QUALIFIER 3YO Plate - 1100m

14 February 2025 - 16:44

Track Rating: Good 4, Weather: Fine, Rail Position: +2.5m Entire



Section	Overall	1000m	800m	600m	400m	200m								
Section Times	1:02.17 [1] (0:07.38)	0:54.79 [4] (0:11.02)	0:43.77 [5] (0:10.89)	0:32.88 [5] (0:10.55)	0:22.33 [4] (0:10.73)	0:11.60 [3] (0:11.60)								
Average Speed [km/h]	49.1	65.3	66.8	68.5	67.1	62.1								
Top Speed [km/h]	63.7	67.0	68.9	69.9	70.3	65.7								
Avg. Dist. to Rail [m]	7.7	0.9	1.6	3.0	4.7	6.5								
Avg. Stride Freq. [Hz]	2.3	2.4	2.4	2.5	2.4	2.3								
Avg. Stride Length [m]	5.0	7.5	7.6	7.6	7.7	7.5								





Horse/Jockey Name	Power Of Katie
Final Rank	2
Fastest Section Time (Section)	0:07.22 (Overall)
Top Speed [km/h] (Section)	69.0 (600m)
Race State	Finished



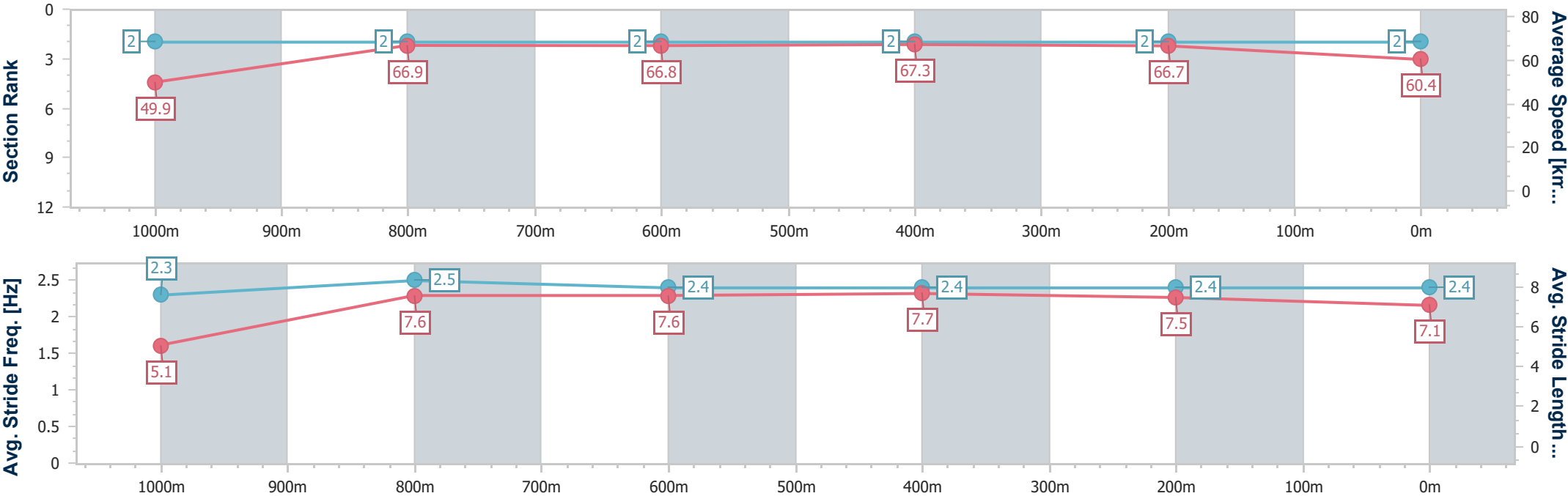
Rockhampton QLD Professional
Race 7: CAPRICORNIA YEARLING SALE QTIS JEWEL
QUALIFIER 3YO Plate - 1100m

14 February 2025 - 16:44

Track Rating: Good 4, Weather: Fine, Rail Position: +2.5m Entire



Section	Overall	1000m	800m	600m	400m	200m							
Section Times	1:02.33 [2] (0:07.22)	0:55.11 [2] (0:10.75)	0:44.36 [2] (0:10.94)	0:33.42 [2] (0:10.71)	0:22.71 [2] (0:10.81)	0:11.90 [2] (0:11.90)							
Average Speed [km/h]	49.9	66.9	66.8	67.3	66.7	60.4							
Top Speed [km/h]	64.3	68.4	68.6	69.0	67.9	64.9							
Avg. Dist. to Rail [m]	4.5	0.5	1.8	3.0	3.3	3.8							
Avg. Stride Freq. [Hz]	2.3	2.5	2.4	2.4	2.4	2.4							
Avg. Stride Length [m]	5.1	7.6	7.6	7.7	7.5	7.1							





Horse/Jockey Name	Kai Mondo
Final Rank	3
Fastest Section Time (Section)	0:07.21 (Overall)
Top Speed [km/h] (Section)	70.6 (1000m)
Race State	Finished



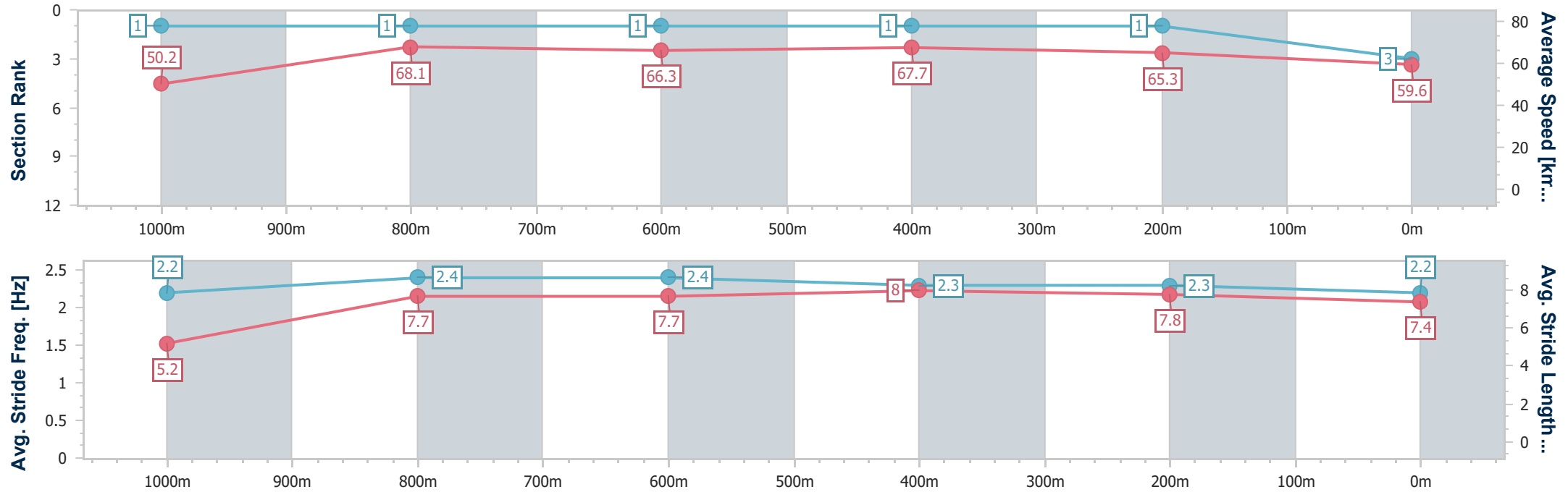
Rockhampton QLD Professional
Race 7: CAPRICORNIA YEARLING SALE QTIS JEWEL
QUALIFIER 3YO Plate - 1100m

14 February 2025 - 16:44

Track Rating: Good 4, Weather: Fine, Rail Position: +2.5m Entire



Section	Overall	1000m	800m	600m	400m	200m							
Section Times	1:02.36 [3] (0:07.21)	0:55.15 [1] (0:10.52)	0:44.63 [1] (0:10.86)	0:33.77 [1] (0:10.64)	0:23.13 [1] (0:11.03)	0:12.10 [1] (0:12.10)							
Average Speed [km/h]	50.2	68.1	66.3	67.7	65.3	59.6							
Top Speed [km/h]	65.7	70.6	68.2	68.3	67.9	63.1							
Avg. Dist. to Rail [m]	9.2	1.9	0.7	2.0	4.1	4.9							
Avg. Stride Freq. [Hz]	2.2	2.4	2.4	2.3	2.3	2.2							
Avg. Stride Length [m]	5.2	7.7	7.7	8.0	7.8	7.4							



- [] Ranking at each section and finish
- .-.- No data available at this section
- NA No data available



Horse/Jockey Name	Run Away Renee
Final Rank	4
Fastest Section Time (Section)	0:07.55 (Overall)
Top Speed [km/h] (Section)	69.6 (400m)
Race State	Finished



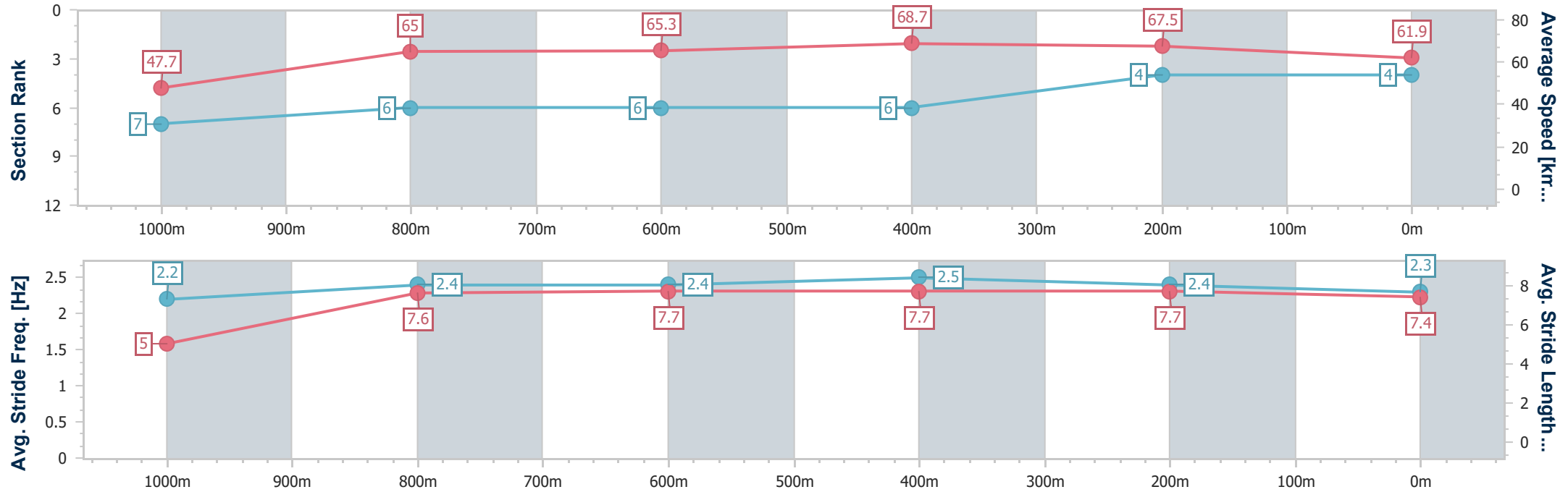
Rockhampton QLD Professional
Race 7: CAPRICORNIA YEARLING SALE QTIS JEWEL
QUALIFIER 3YO Plate - 1100m

14 February 2025 - 16:44



Track Rating: Good 4, Weather: Fine, Rail Position: +2.5m Entire

Section	Overall	1000m	800m	600m	400m	200m							
Section Times	1:02.48 [4] (0:07.55)	0:54.93 [7] (0:10.99)	0:43.94 [6] (0:11.14)	0:32.80 [6] (0:10.51)	0:22.29 [6] (0:10.66)	0:11.63 [4] (0:11.63)							
Average Speed [km/h]	47.7	65.0	65.3	68.7	67.5	61.9							
Top Speed [km/h]	62.5	65.9	67.2	69.6	69.6	65.6							
Avg. Dist. to Rail [m]	5.9	1.2	1.4	4.3	4.4	5.8							
Avg. Stride Freq. [Hz]	2.2	2.4	2.4	2.5	2.4	2.3							
Avg. Stride Length [m]	5.0	7.6	7.7	7.7	7.7	7.4							





Horse/Jockey Name	Better Than Words
Final Rank	5
Fastest Section Time (Section)	0:07.55 (Overall)
Top Speed [km/h] (Section)	70.3 (600m)
Race State	Finished



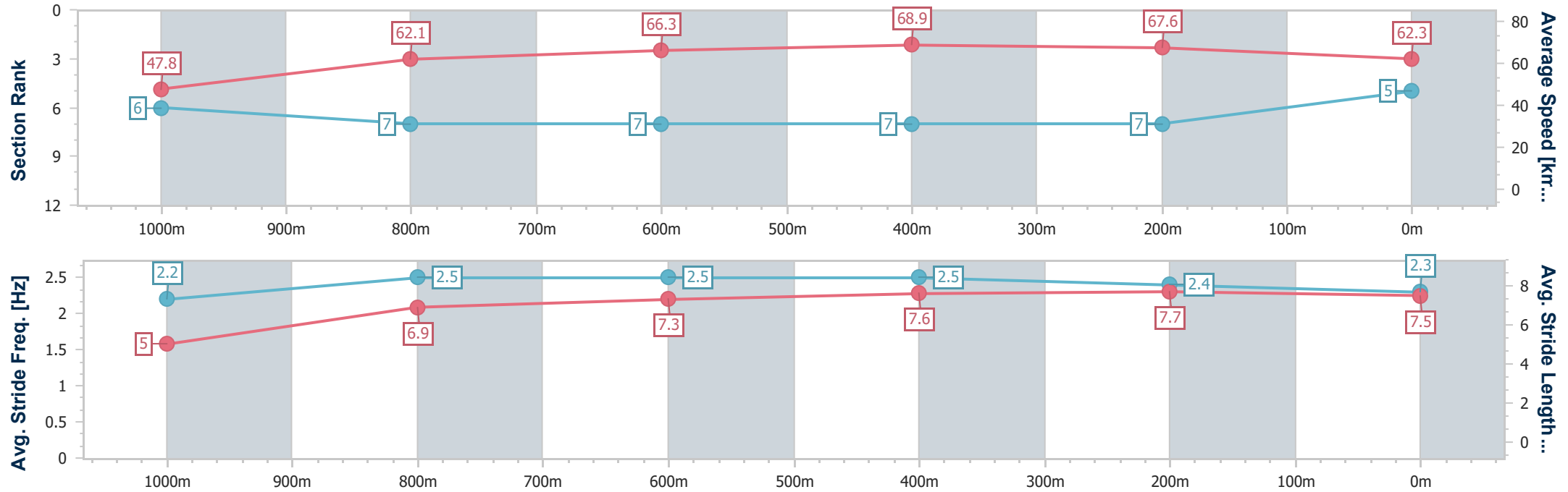
Rockhampton QLD Professional
Race 7: CAPRICORNIA YEARLING SALE QTIS JEWEL
QUALIFIER 3YO Plate - 1100m

14 February 2025 - 16:44



Track Rating: Good 4, Weather: Fine, Rail Position: +2.5m Entire

Section	Overall	1000m	800m	600m	400m	200m							
Section Times	1:02.78 [5] (0:07.55)	0:55.23 [6] (0:11.57)	0:43.66 [7] (0:10.97)	0:32.69 [7] (0:10.48)	0:22.21 [7] (0:10.65)	0:11.56 [7] (0:11.56)							
Average Speed [km/h]	47.8	62.1	66.3	68.9	67.6	62.3							
Top Speed [km/h]	61.4	63.9	67.8	70.3	70.3	65.5							
Avg. Dist. to Rail [m]	4.7	0.4	1.4	3.2	3.3	3.8							
Avg. Stride Freq. [Hz]	2.2	2.5	2.5	2.5	2.4	2.3							
Avg. Stride Length [m]	5.0	6.9	7.3	7.6	7.7	7.5							



- [] Ranking at each section and finish
- .-.- No data available at this section
- NA No data available



Horse/Jockey Name	Ask Me Mate
Final Rank	6
Fastest Section Time (Section)	0:07.80 (Overall)
Top Speed [km/h] (Section)	70.9 (600m)
Race State	Finished



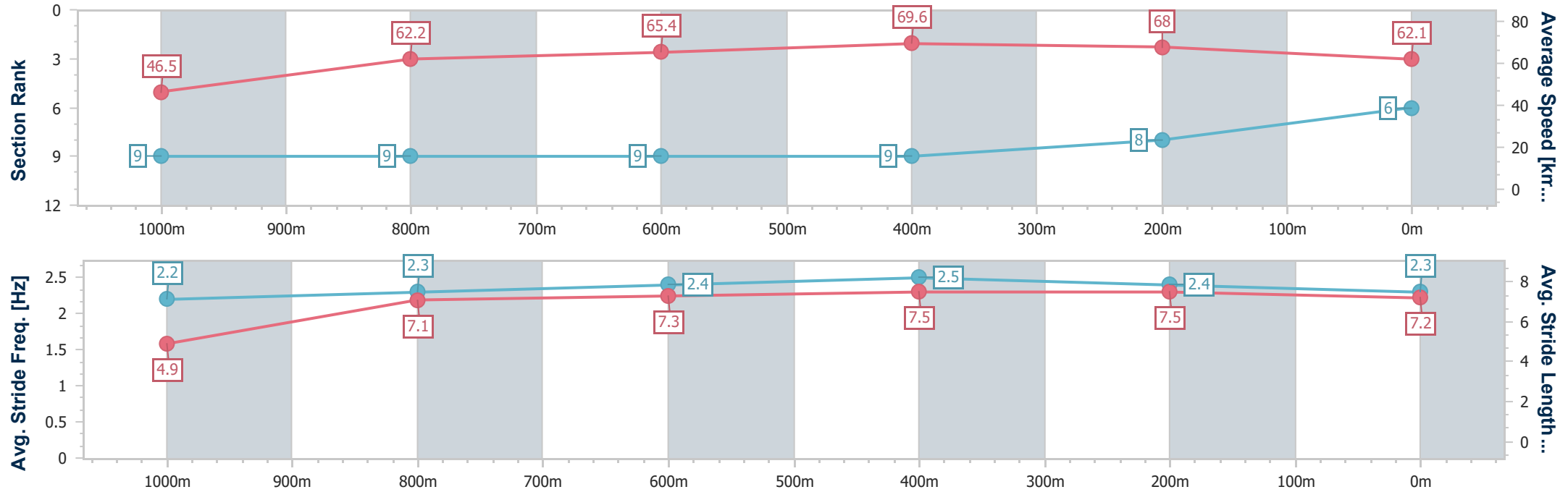
Rockhampton QLD Professional
Race 7: CAPRICORNIA YEARLING SALE QTIS JEWEL
QUALIFIER 3YO Plate - 1100m

14 February 2025 - 16:44



Track Rating: Good 4, Weather: Fine, Rail Position: +2.5m Entire

Section	Overall	1000m	800m	600m	400m	200m								
Section Times	1:02.99 [6] (0:07.80)	0:55.19 [9] (0:11.54)	0:43.65 [9] (0:11.12)	0:32.53 [9] (0:10.36)	0:22.17 [9] (0:10.59)	0:11.58 [8] (0:11.58)								
Average Speed [km/h]	46.5	62.2	65.4	69.6	68.0	62.1								
Top Speed [km/h]	60.6	63.8	67.2	70.9	70.2	65.9								
Avg. Dist. to Rail [m]	8.8	0.7	1.2	3.9	5.7	7.8								
Avg. Stride Freq. [Hz]	2.2	2.3	2.4	2.5	2.4	2.3								
Avg. Stride Length [m]	4.9	7.1	7.3	7.5	7.5	7.2								



- [] Ranking at each section and finish
- .-.- No data available at this section
- NA No data available



Horse/Jockey Name	Thormendous Miss
Final Rank	7
Fastest Section Time (Section)	0:07.39 (Overall)
Top Speed [km/h] (Section)	69.1 (1000m)
Race State	Finished



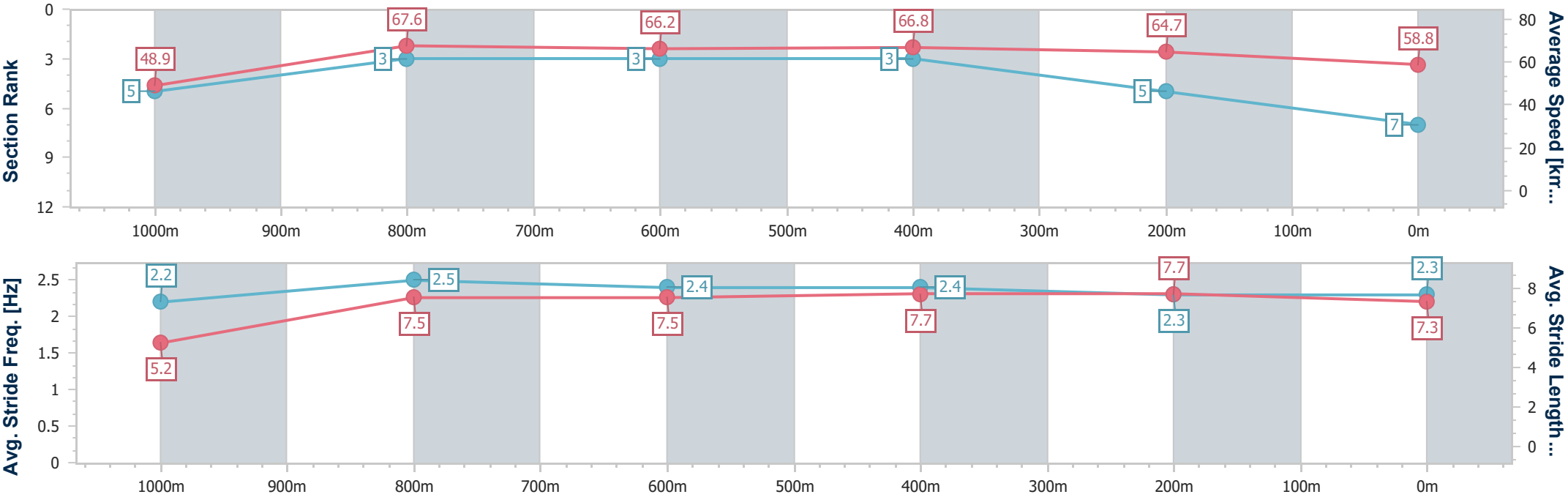
Rockhampton QLD Professional
Race 7: CAPRICORNIA YEARLING SALE QTIS JEWEL
QUALIFIER 3YO Plate - 1100m

14 February 2025 - 16:44



Track Rating: Good 4, Weather: Fine, Rail Position: +2.5m Entire

Section	Overall	1000m	800m	600m	400m	200m							
Section Times	1:03.12 [7] (0:07.39)	0:55.73 [5] (0:10.62)	0:45.11 [3] (0:10.95)	0:34.16 [3] (0:10.79)	0:23.37 [3] (0:11.12)	0:12.25 [5] (0:12.25)							
Average Speed [km/h]	48.9	67.6	66.2	66.8	64.7	58.8							
Top Speed [km/h]	65.2	69.1	68.7	68.4	67.5	63.4							
Avg. Dist. to Rail [m]	2.3	0.4	1.5	2.2	2.0	1.5							
Avg. Stride Freq. [Hz]	2.2	2.5	2.4	2.4	2.3	2.3							
Avg. Stride Length [m]	5.2	7.5	7.5	7.7	7.7	7.3							



- [] Ranking at each section and finish
- .-.- No data available at this section
- NA No data available



Horse/Jockey Name	Amberinger
Final Rank	8
Fastest Section Time (Section)	0:07.27 (Overall)
Top Speed [km/h] (Section)	68.2 (600m)
Race State	Finished



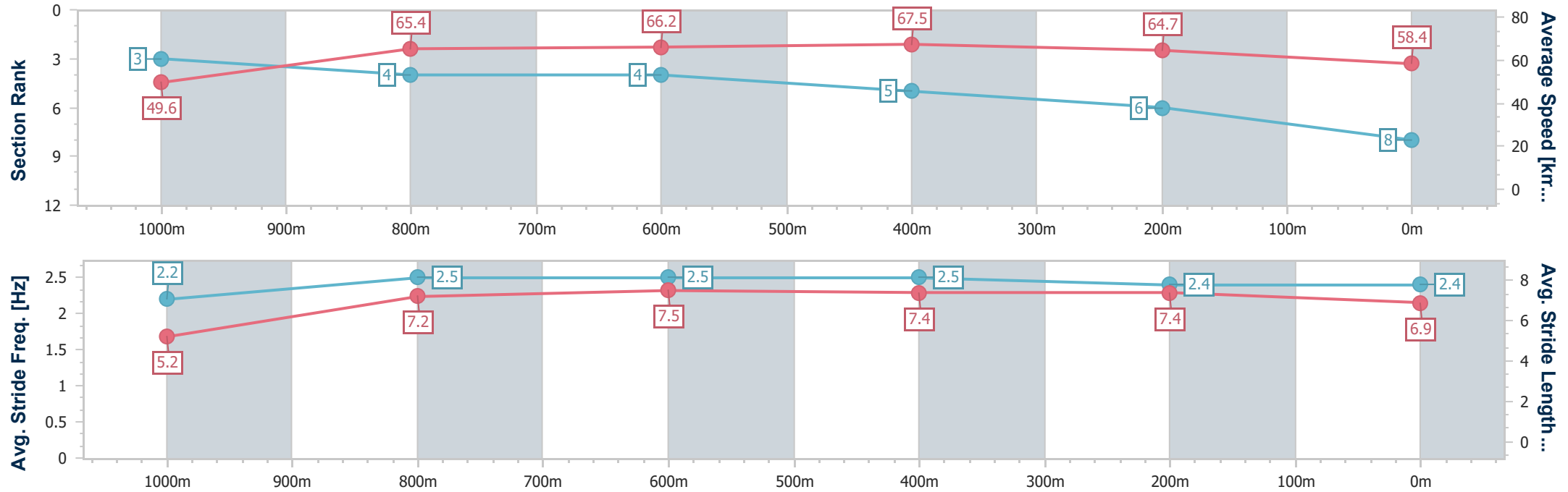
Rockhampton QLD Professional
Race 7: CAPRICORNIA YEARLING SALE QTIS JEWEL
QUALIFIER 3YO Plate - 1100m

14 February 2025 - 16:44

Track Rating: Good 4, Weather: Fine, Rail Position: +2.5m Entire



Section	Overall	1000m	800m	600m	400m	200m								
Section Times	1:03.34 [8] (0:07.27)	0:56.07 [3] (0:11.05)	0:45.02 [4] (0:10.89)	0:34.13 [4] (0:10.67)	0:23.46 [5] (0:11.15)	0:12.31 [6] (0:12.31)								
Average Speed [km/h]	49.6	65.4	66.2	67.5	64.7	58.4								
Top Speed [km/h]	64.7	67.3	67.7	68.2	67.2	62.6								
Avg. Dist. to Rail [m]	8.1	1.0	0.5	2.3	4.2	5.7								
Avg. Stride Freq. [Hz]	2.2	2.5	2.5	2.5	2.4	2.4								
Avg. Stride Length [m]	5.2	7.2	7.5	7.4	7.4	6.9								





Horse/Jockey Name	Bold Change
Final Rank	9
Fastest Section Time (Section)	0:07.65 (Overall)
Top Speed [km/h] (Section)	70.4 (600m)
Race State	Finished



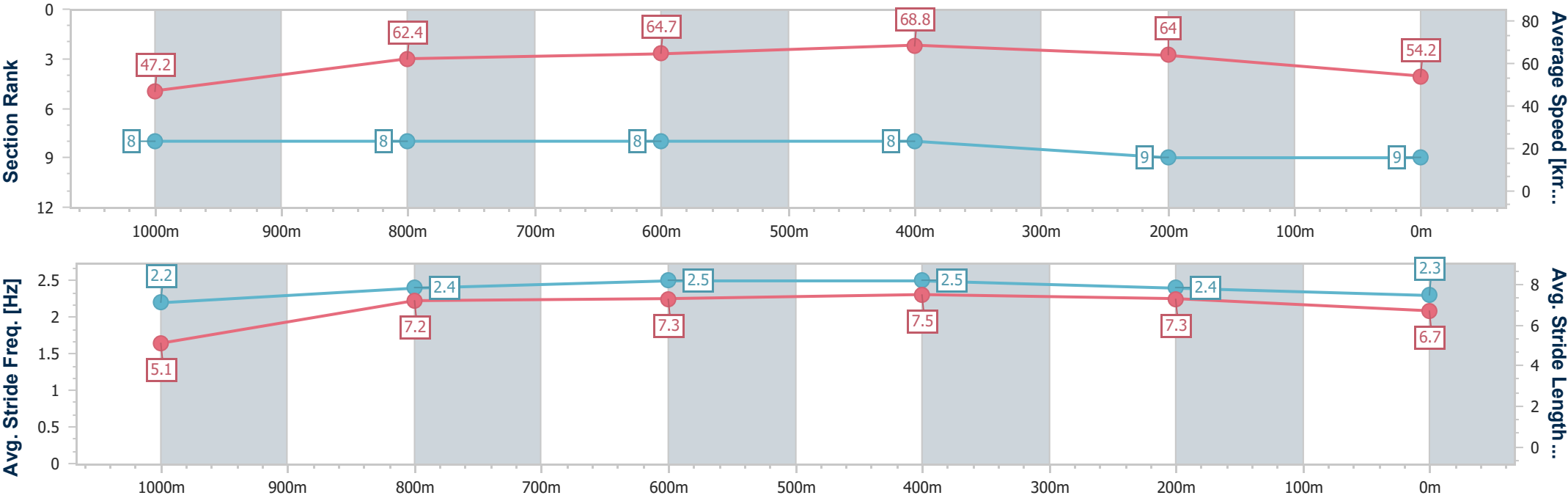
Rockhampton QLD Professional
Race 7: CAPRICORNIA YEARLING SALE QTIS JEWEL
QUALIFIER 3YO Plate - 1100m

14 February 2025 - 16:44

Track Rating: Good 4, Weather: Fine, Rail Position: +2.5m Entire



Section	Overall	1000m	800m	600m	400m	200m							
Section Times	1:05.29 [9] (0:07.65)	0:57.64 [8] (0:11.49)	0:46.15 [8] (0:11.18)	0:34.97 [8] (0:10.46)	0:24.51 [8] (0:11.27)	0:13.24 [9] (0:13.24)							
Average Speed [km/h]	47.2	62.4	64.7	68.8	64.0	54.2							
Top Speed [km/h]	62.1	65.8	66.8	70.4	68.9	58.6							
Avg. Dist. to Rail [m]	3.4	0.9	0.9	2.1	2.0	2.4							
Avg. Stride Freq. [Hz]	2.2	2.4	2.5	2.5	2.4	2.3							
Avg. Stride Length [m]	5.1	7.2	7.3	7.5	7.3	6.7							



- [] Ranking at each section and finish
- .-.- No data available at this section
- NA No data available



Rockhampton QLD Professional

Race 8: THOMOS BETTA HOME LIVING Class 1 Handicap - 1100m

14 February 2025 - 17:20



Track Rating: Soft 5, Weather: Fine, Rail Position: +2.5m Entire

Section		Overall				1000m	800m	600m	400m	200m	Last 600m		
Field Times		1:02.05				0:54.98	0:44.15	0:33.01	0:22.33	0:11.58	0:33.01		
		(0:07.07)				(0:10.83)	(0:11.14)	(0:10.68)	(0:10.75)	(0:11.58)			
Rank	TAB	Horse/Jockey	Barrier	Top Speed [km/h]	Fastest Section						Margin	Distance Travelled [m]	
1	1	CHARMED PASSAGE	11	69.5	0:07.19	1:02.05 [1]	0:54.86 [3]	0:44.03 [2]	0:33.00 [2]	0:22.23 [2]	0:11.58 [1]	1:02.05	0:33.00
		Olivia Kendal		600m	Overall	(0:07.19)	(0:10.83)	(0:11.03)	(0:10.77)	(0:10.65)	(0:11.58)		
2	4	ELECTRIC BRAE	9	68.9	0:07.07	1:02.37 [2]	0:55.30 [1]	0:44.47 [1]	0:33.33 [1]	0:22.65 [1]	0:11.80 [2]	1.9L	0:33.33 +5
		Nikki Olzard		600m	Overall	(0:07.07)	(0:10.83)	(0:11.14)	(0:10.68)	(0:10.85)	(0:11.80)		
3	2	DREAM STEP	4	69.5	0:07.28	1:02.59 [3]	0:55.31 [5]	0:44.26 [5]	0:33.16 [5]	0:22.56 [3]	0:11.77 [3]	3.2L	0:33.16 +4
		Georgina Cartwright		600m	Overall	(0:07.28)	(0:11.05)	(0:11.10)	(0:10.60)	(0:10.79)	(0:11.77)		
4	8	ME TIME	10	69.5	0:07.45	1:02.77 [4]	0:55.32 [8]	0:44.06 [7]	0:33.04 [8]	0:22.57 [5]	0:11.73 [5]	4.23L	0:33.04 +4
		Tahlia Fenlon		600m	Overall	(0:07.45)	(0:11.26)	(0:11.02)	(0:10.47)	(0:10.84)	(0:11.73)		
5	3	AGE OF AQUARIUS	6	70.1	0:07.34	1:02.78 [5]	0:55.44 [6]	0:44.05 [8]	0:33.06 [7]	0:22.52 [7]	0:11.75 [4]	4.26L	0:33.06 +1
		Tasha Chambers		600m	Overall	(0:07.34)	(0:11.39)	(0:10.99)	(0:10.54)	(0:10.77)	(0:11.75)		
6	5	PHANTOM FLIGHT	3	69.9	0:07.73	1:03.17 [6]	0:55.44 [11]	0:44.08 [11]	0:33.17 [10]	0:22.68 [9]	0:11.87 [8]	6.57L	0:33.17 +2
		Sean Cormack		600m	Overall	(0:07.73)	(0:11.36)	(0:10.91)	(0:10.49)	(0:10.81)	(0:11.87)		
7	9	D'ESPRIT	8	68.0	0:07.24	1:03.26 [7]	0:56.02 [4]	0:45.05 [4]	0:33.87 [4]	0:23.18 [4]	0:12.12 [6]	7.09L	0:33.87 +9
		Chris McIver		600m	Overall	(0:07.24)	(0:10.97)	(0:11.18)	(0:10.69)	(0:11.06)	(0:12.12)		
8	10	MASALI RAFFA	7	68.2	0:07.42	1:03.32 [8]	0:55.90 [7]	0:44.74 [6]	0:33.73 [6]	0:22.93 [8]	0:11.95 [9]	7.45L	0:33.73 -4
		Warwick Satherley		600m	Overall	(0:07.42)	(0:11.16)	(0:11.01)	(0:10.80)	(0:10.98)	(0:11.95)		
9	7	CARRARA KING	2	68.1	0:07.15	1:03.32 [9]	0:56.17 [2]	0:45.13 [3]	0:33.95 [3]	0:23.11 [6]	0:12.03 [7]	7.49L	0:33.95 +0
		Raul Silvera Olivera		600m	Overall	(0:07.15)	(0:11.04)	(0:11.18)	(0:10.84)	(0:11.08)	(0:12.03)		
10	11	MISS RINEHART	5	67.2	0:07.65	1:04.35 [10]	0:56.70 [10]	0:45.26 [10]	0:33.96 [11]	0:23.07 [11]	0:12.00 [11]	13.5L	0:33.96 +5
		Adam Spinks		600m	Overall	(0:07.65)	(0:11.44)	(0:11.30)	(0:10.89)	(0:11.07)	(0:12.00)		

Scratched: Imperium (#6)



Rockhampton QLD Professional
Race 8: THOMOS BETTA HOME LIVING Class 1 Handicap - 1100m
14 February 2025 - 17:20



Track Rating: Soft 5, Weather: Fine, Rail Position: +2.5m Entire

Section					Overall	1000m	800m	600m	400m	200m	Last 600m			
Field Times					1:02.05 (0:07.07)	0:54.98 (0:10.83)	0:44.15 (0:11.14)	0:33.01 (0:10.68)	0:22.33 (0:10.75)	0:11.58 (0:11.58)	0:33.01			
Rank	TAB	Horse/Jockey	Barrier	Top Speed [km/h]	Fastest Section						Margin	Distance Travelled [m]		
11	12	VOLARCHI	1	67.4	0:07.62	1:04.59 [11]	0:56.97 [9]	0:45.70 [9]	0:34.61 [9]	0:23.81 [10]	0:12.51 [10]	14.94L	0:34.61	+1
		Adam Sewell		600m	Overall	(0:07.62)	(0:11.27)	(0:11.09)	(0:10.80)	(0:11.30)	(0:12.51)			

Scratched: Imperium (#6)



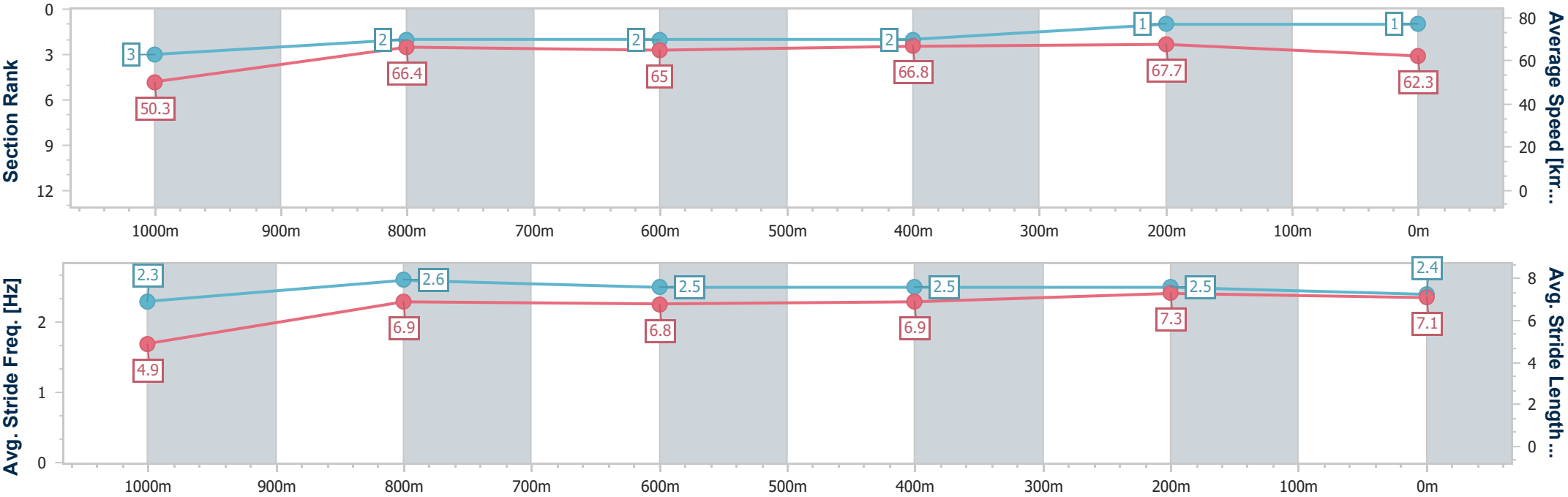
Horse/Jockey Name	Charmed Passage
Final Rank	1
Fastest Section Time (Section)	0:07.19 (Overall)
Top Speed [km/h] (Section)	69.5 (600m)
Race State	Finished



Rockhampton QLD Professional
Race 8: THOMOS BETTA HOME LIVING Class 1 Handicap - 1100m
14 February 2025 - 17:20
Track Rating: Soft 5, Weather: Fine, Rail Position: +2.5m Entire



Section	Overall	1000m	800m	600m	400m	200m								
Section Times	1:02.05 [1] (0:07.19)	0:54.86 [3] (0:10.83)	0:44.03 [2] (0:11.03)	0:33.00 [2] (0:10.77)	0:22.23 [2] (0:10.65)	0:11.58 [1] (0:11.58)								
Average Speed [km/h]	50.3	66.4	65.0	66.8	67.7	62.3								
Top Speed [km/h]	65.4	67.8	65.9	69.5	69.4	66.1								
Avg. Dist. to Rail [m]	11.6	1.4	0.8	2.3	5.1	7.7								
Avg. Stride Freq. [Hz]	2.3	2.6	2.5	2.5	2.5	2.4								
Avg. Stride Length [m]	4.9	6.9	6.8	6.9	7.3	7.1								





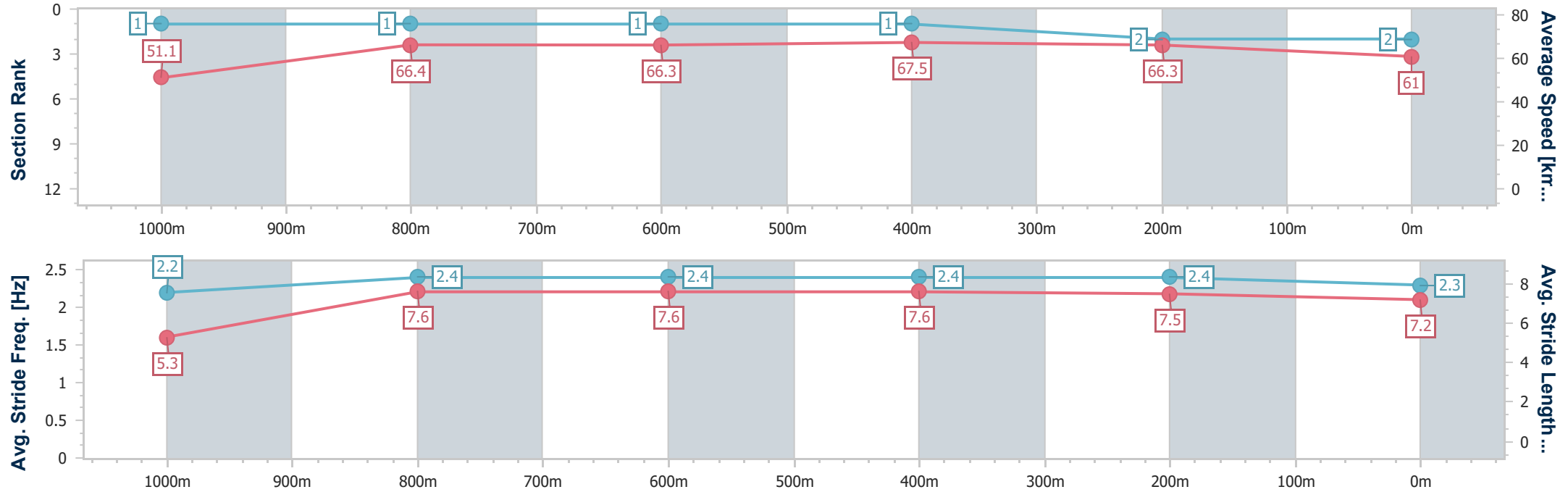
Horse/Jockey Name	Electric Brae
Final Rank	2
Fastest Section Time (Section)	0:07.07 (Overall)
Top Speed [km/h] (Section)	68.9 (600m)
Race State	Finished



Rockhampton QLD Professional
Race 8: THOMOS BETTA HOME LIVING Class 1 Handicap - 1100m
14 February 2025 - 17:20
Track Rating: Soft 5, Weather: Fine, Rail Position: +2.5m Entire



Section	Overall	1000m	800m	600m	400m	200m							
Section Times	1:02.37 [2] (0:07.07)	0:55.30 [1] (0:10.83)	0:44.47 [1] (0:11.14)	0:33.33 [1] (0:10.68)	0:22.65 [1] (0:10.85)	0:11.80 [2] (0:11.80)							
Average Speed [km/h]	51.1	66.4	66.3	67.5	66.3	61.0							
Top Speed [km/h]	63.5	67.7	67.8	68.9	67.6	65.3							
Avg. Dist. to Rail [m]	8.9	1.0	3.0	2.9	3.4	4.7							
Avg. Stride Freq. [Hz]	2.2	2.4	2.4	2.4	2.4	2.3							
Avg. Stride Length [m]	5.3	7.6	7.6	7.6	7.5	7.2							





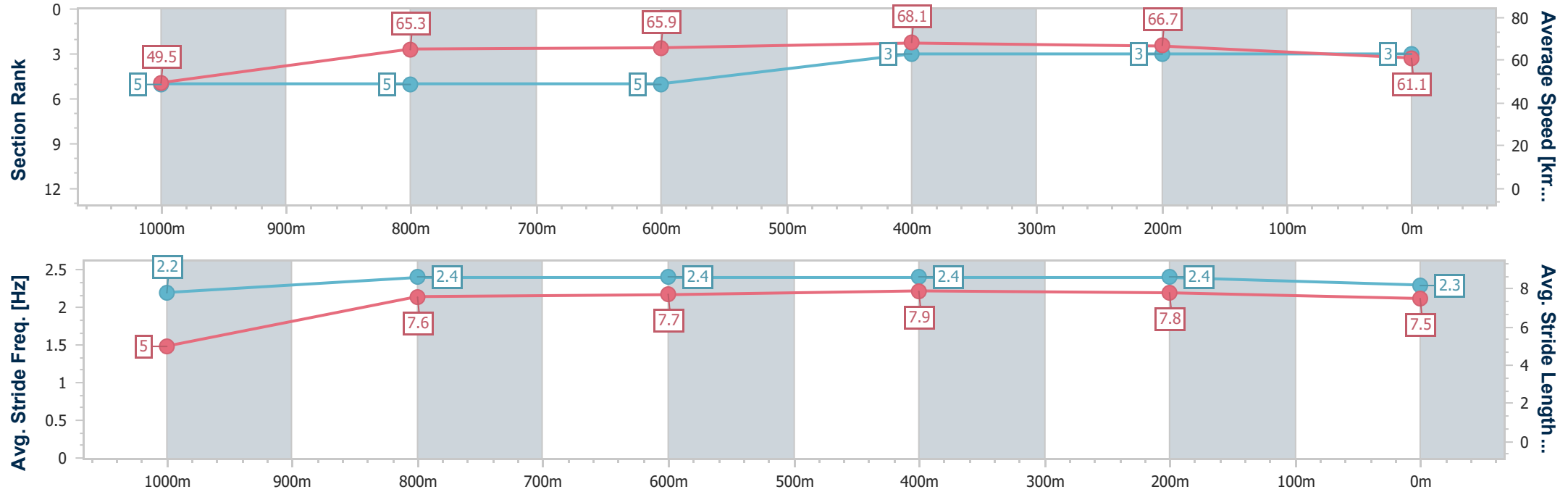
Horse/Jockey Name	Dream Step
Final Rank	3
Fastest Section Time (Section)	0:07.28 (Overall)
Top Speed [km/h] (Section)	69.5 (600m)
Race State	Finished



Rockhampton QLD Professional
Race 8: THOMOS BETTA HOME LIVING Class 1 Handicap - 1100m
14 February 2025 - 17:20
Track Rating: Soft 5, Weather: Fine, Rail Position: +2.5m Entire



Section	Overall	1000m	800m	600m	400m	200m							
Section Times	1:02.59 [3] (0:07.28)	0:55.31 [5] (0:11.05)	0:44.26 [5] (0:11.10)	0:33.16 [5] (0:10.60)	0:22.56 [3] (0:10.79)	0:11.77 [3] (0:11.77)							
Average Speed [km/h]	49.5	65.3	65.9	68.1	66.7	61.1							
Top Speed [km/h]	62.9	66.3	67.0	69.5	68.3	65.1							
Avg. Dist. to Rail [m]	6.2	0.6	2.3	3.8	3.8	4.0							
Avg. Stride Freq. [Hz]	2.2	2.4	2.4	2.4	2.4	2.3							
Avg. Stride Length [m]	5.0	7.6	7.7	7.9	7.8	7.5							





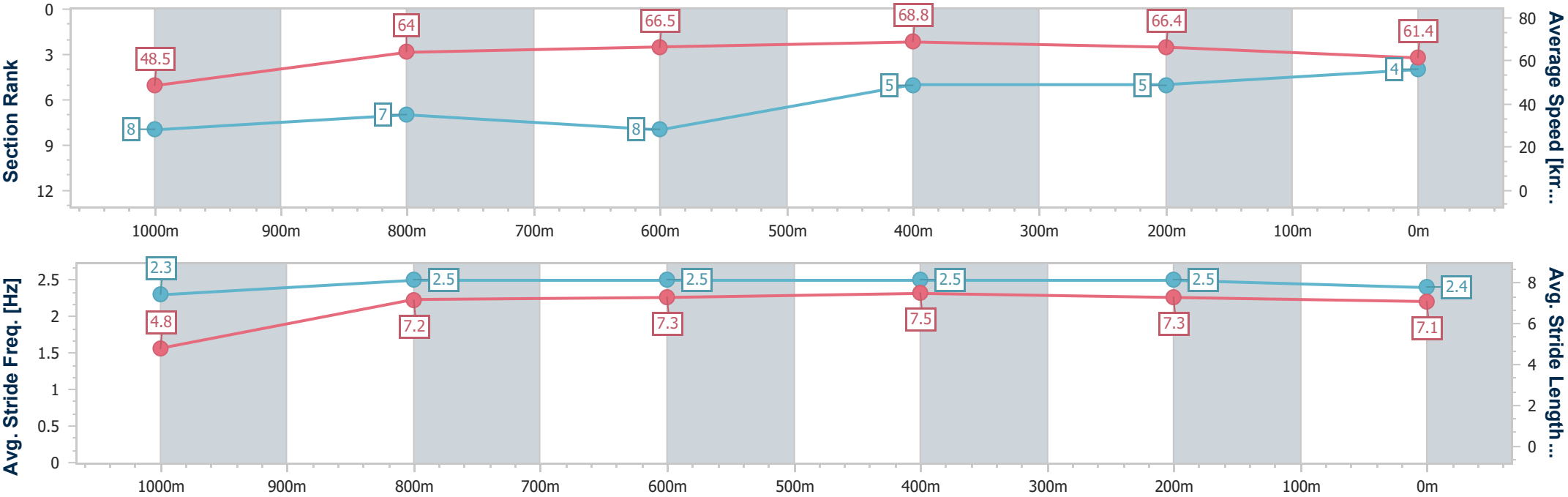
Horse/Jockey Name	Me Time
Final Rank	4
Fastest Section Time (Section)	0:07.45 (Overall)
Top Speed [km/h] (Section)	69.5 (600m)
Race State	Finished



Rockhampton QLD Professional
Race 8: THOMOS BETTA HOME LIVING Class 1 Handicap - 1100m
14 February 2025 - 17:20
Track Rating: Soft 5, Weather: Fine, Rail Position: +2.5m Entire



Section	Overall	1000m	800m	600m	400m	200m							
Section Times	1:02.77 [4] (0:07.45)	0:55.32 [8] (0:11.26)	0:44.06 [7] (0:11.02)	0:33.04 [8] (0:10.47)	0:22.57 [5] (0:10.84)	0:11.73 [5] (0:11.73)							
Average Speed [km/h]	48.5	64.0	66.5	68.8	66.4	61.4							
Top Speed [km/h]	61.5	65.9	68.9	69.5	68.2	65.0							
Avg. Dist. to Rail [m]	10.1	1.0	2.0	4.9	10.4	11.7							
Avg. Stride Freq. [Hz]	2.3	2.5	2.5	2.5	2.5	2.4							
Avg. Stride Length [m]	4.8	7.2	7.3	7.5	7.3	7.1							





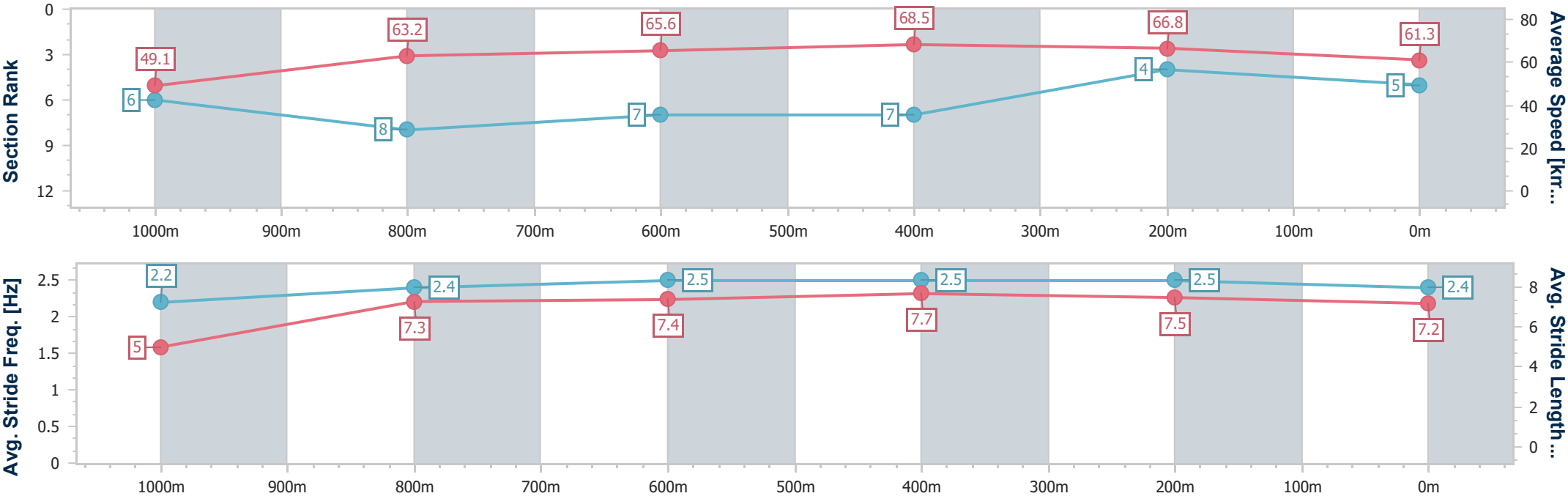
Horse/Jockey Name	Age Of Aquarius
Final Rank	5
Fastest Section Time (Section)	0:07.34 (Overall)
Top Speed [km/h] (Section)	70.1 (600m)
Race State	Finished



Rockhampton QLD Professional
Race 8: THOMOS BETTA HOME LIVING Class 1 Handicap - 1100m
14 February 2025 - 17:20
Track Rating: Soft 5, Weather: Fine, Rail Position: +2.5m Entire



Section	Overall	1000m	800m	600m	400m	200m								
Section Times	1:02.78 [5] (0:07.34)	0:55.44 [6] (0:11.39)	0:44.05 [8] (0:10.99)	0:33.06 [7] (0:10.54)	0:22.52 [7] (0:10.77)	0:11.75 [4] (0:11.75)								
Average Speed [km/h]	49.1	63.2	65.6	68.5	66.8	61.3								
Top Speed [km/h]	61.3	65.7	67.8	70.1	68.2	65.6								
Avg. Dist. to Rail [m]	7.1	0.6	0.6	2.4	7.1	8.4								
Avg. Stride Freq. [Hz]	2.2	2.4	2.5	2.5	2.5	2.4								
Avg. Stride Length [m]	5.0	7.3	7.4	7.7	7.5	7.2								





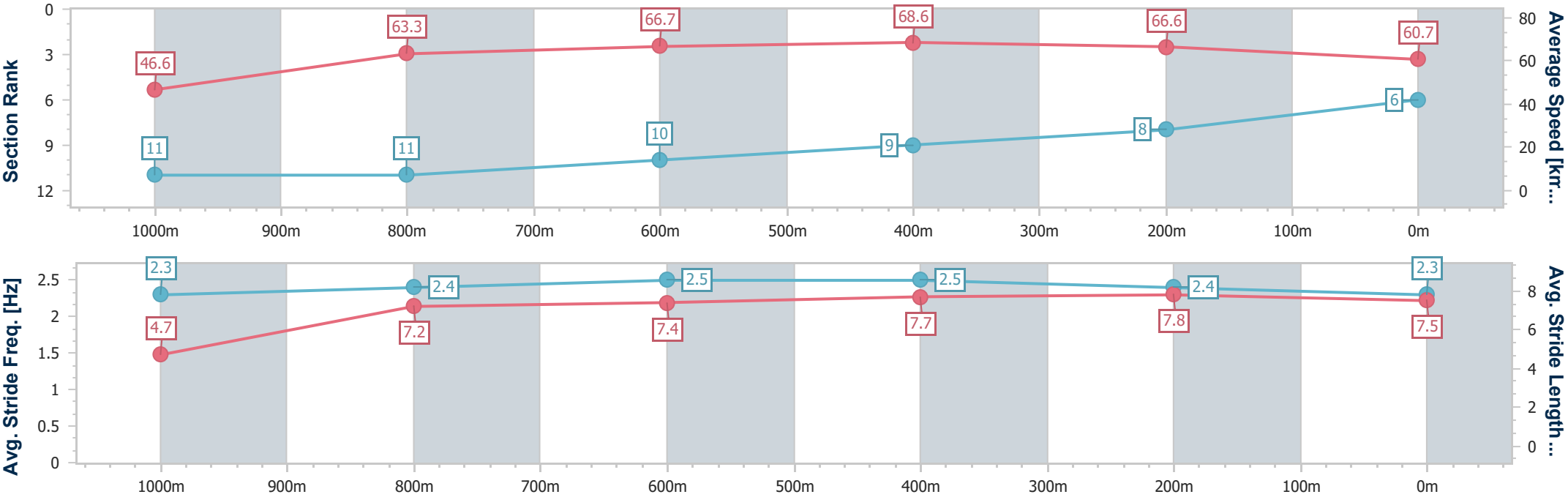
Horse/Jockey Name	Phantom Flight
Final Rank	6
Fastest Section Time (Section)	0:07.73 (Overall)
Top Speed [km/h] (Section)	69.9 (600m)
Race State	Finished



Rockhampton QLD Professional
Race 8: THOMOS BETTA HOME LIVING Class 1 Handicap - 1100m
14 February 2025 - 17:20
Track Rating: Soft 5, Weather: Fine, Rail Position: +2.5m Entire



Section	Overall	1000m	800m	600m	400m	200m								
Section Times	1:03.17 [6] (0:07.73)	0:55.44 [11] (0:11.36)	0:44.08 [11] (0:10.91)	0:33.17 [10] (0:10.49)	0:22.68 [9] (0:10.81)	0:11.87 [8] (0:11.87)								
Average Speed [km/h]	46.6	63.3	66.7	68.6	66.6	60.7								
Top Speed [km/h]	62.1	67.0	67.6	69.9	69.7	64.5								
Avg. Dist. to Rail [m]	4.2	0.4	1.3	3.2	8.5	9.9								
Avg. Stride Freq. [Hz]	2.3	2.4	2.5	2.5	2.4	2.3								
Avg. Stride Length [m]	4.7	7.2	7.4	7.7	7.8	7.5								





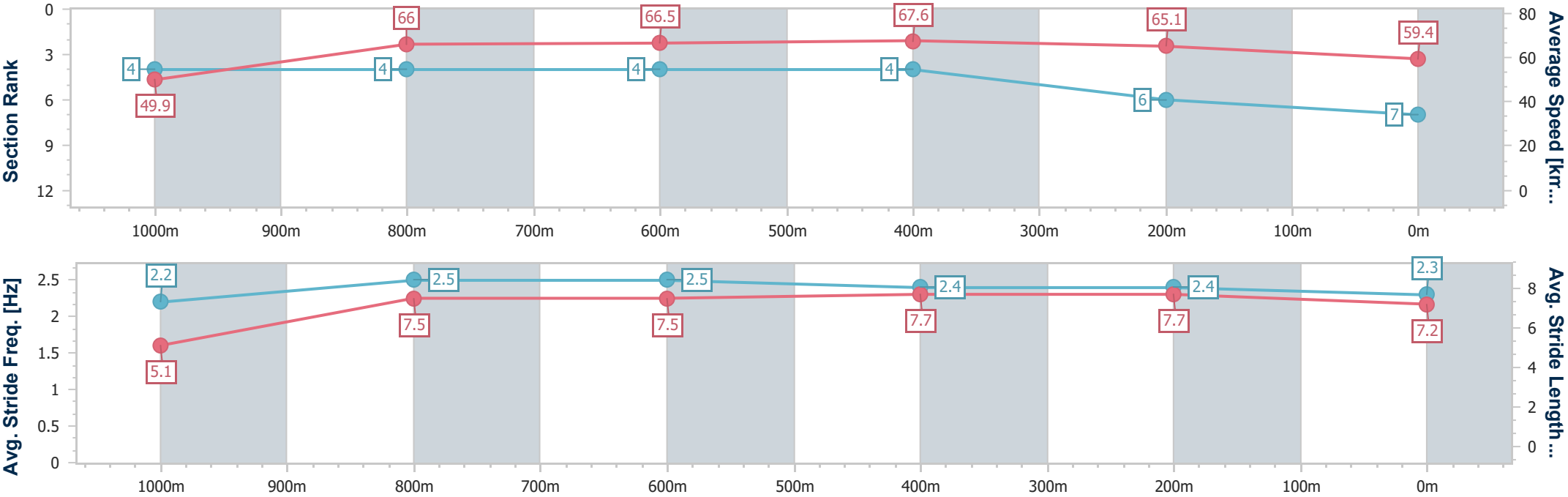
Horse/Jockey Name	D'esprit
Final Rank	7
Fastest Section Time (Section)	0:07.24 (Overall)
Top Speed [km/h] (Section)	68.0 (600m)
Race State	Finished



Rockhampton QLD Professional
Race 8: THOMOS BETTA HOME LIVING Class 1 Handicap - 1100m
14 February 2025 - 17:20
Track Rating: Soft 5, Weather: Fine, Rail Position: +2.5m Entire



Section	Overall	1000m	800m	600m	400m	200m							
Section Times	1:03.26 [7] (0:07.24)	0:56.02 [4] (0:10.97)	0:45.05 [4] (0:11.18)	0:33.87 [4] (0:10.69)	0:23.18 [4] (0:11.06)	0:12.12 [6] (0:12.12)							
Average Speed [km/h]	49.9	66.0	66.5	67.6	65.1	59.4							
Top Speed [km/h]	64.3	67.0	67.4	68.0	67.6	62.4							
Avg. Dist. to Rail [m]	8.7	1.7	4.0	4.7	6.5	8.1							
Avg. Stride Freq. [Hz]	2.2	2.5	2.5	2.4	2.4	2.3							
Avg. Stride Length [m]	5.1	7.5	7.5	7.7	7.7	7.2							





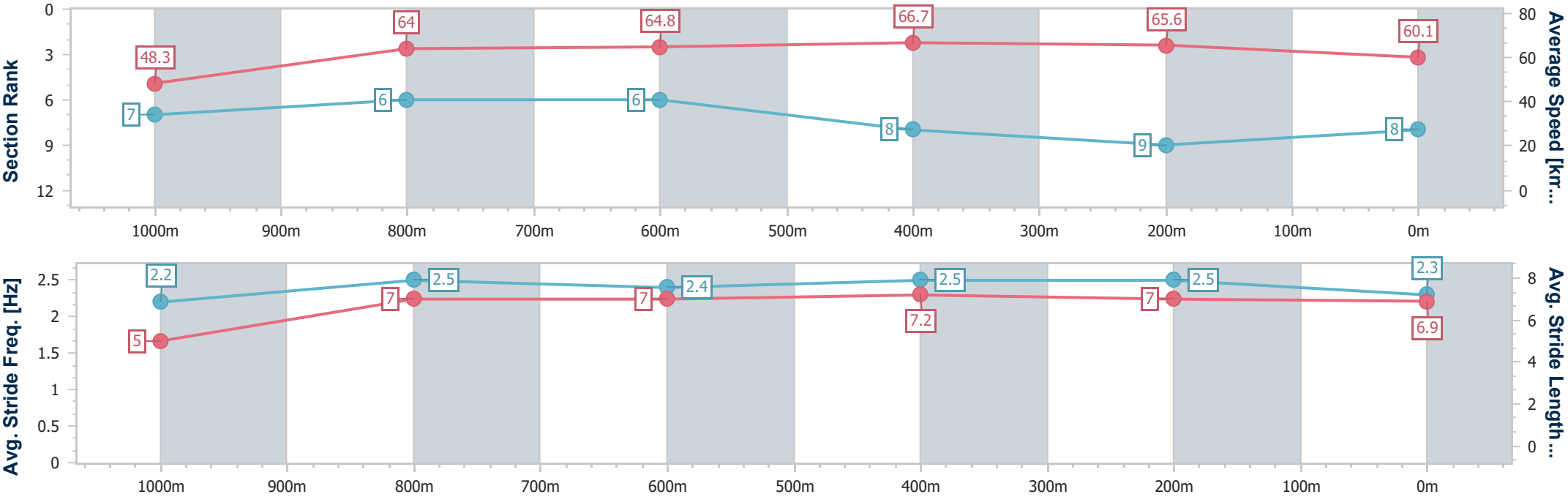
Horse/Jockey Name	Masali Raffa
Final Rank	8
Fastest Section Time (Section)	0:07.42 (Overall)
Top Speed [km/h] (Section)	68.2 (600m)
Race State	Finished



Rockhampton QLD Professional
Race 8: THOMOS BETTA HOME LIVING Class 1 Handicap - 1100m
14 February 2025 - 17:20
Track Rating: Soft 5, Weather: Fine, Rail Position: +2.5m Entire



Section	Overall	1000m	800m	600m	400m	200m							
Section Times	1:03.32 [8] (0:07.42)	0:55.90 [7] (0:11.16)	0:44.74 [6] (0:11.01)	0:33.73 [6] (0:10.80)	0:22.93 [8] (0:10.98)	0:11.95 [9] (0:11.95)							
Average Speed [km/h]	48.3	64.0	64.8	66.7	65.6	60.1							
Top Speed [km/h]	61.4	67.3	67.1	68.2	67.4	63.4							
Avg. Dist. to Rail [m]	7.1	1.5	1.4	2.4	4.2	6.1							
Avg. Stride Freq. [Hz]	2.2	2.5	2.4	2.5	2.5	2.3							
Avg. Stride Length [m]	5.0	7.0	7.0	7.2	7.0	6.9							





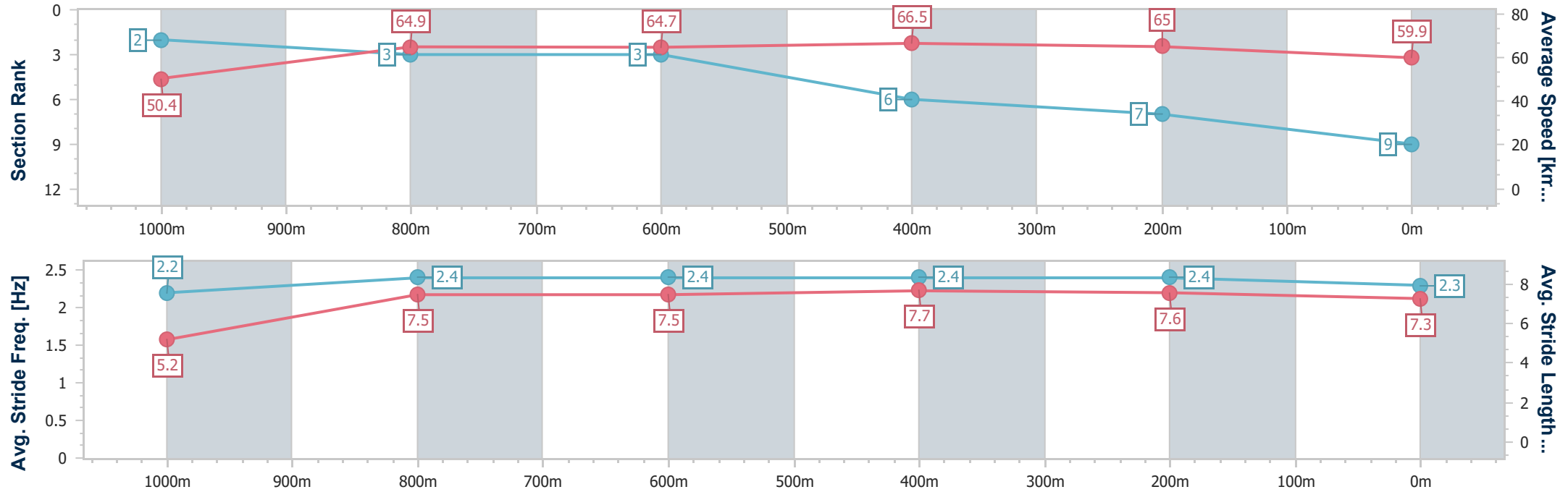
Horse/Jockey Name	Carrara King
Final Rank	9
Fastest Section Time (Section)	0:07.15 (Overall)
Top Speed [km/h] (Section)	68.1 (600m)
Race State	Finished



Rockhampton QLD Professional
Race 8: THOMOS BETTA HOME LIVING Class 1 Handicap - 1100m
14 February 2025 - 17:20
Track Rating: Soft 5, Weather: Fine, Rail Position: +2.5m Entire



Section	Overall	1000m	800m	600m	400m	200m								
Section Times	1:03.32 [9] (0:07.15)	0:56.17 [2] (0:11.04)	0:45.13 [3] (0:11.18)	0:33.95 [3] (0:10.84)	0:23.11 [6] (0:11.08)	0:12.03 [7] (0:12.03)								
Average Speed [km/h]	50.4	64.9	64.7	66.5	65.0	59.9								
Top Speed [km/h]	63.9	66.7	66.8	68.1	68.0	63.2								
Avg. Dist. to Rail [m]	3.8	0.7	0.7	0.8	1.8	2.5								
Avg. Stride Freq. [Hz]	2.2	2.4	2.4	2.4	2.4	2.3								
Avg. Stride Length [m]	5.2	7.5	7.5	7.7	7.6	7.3								





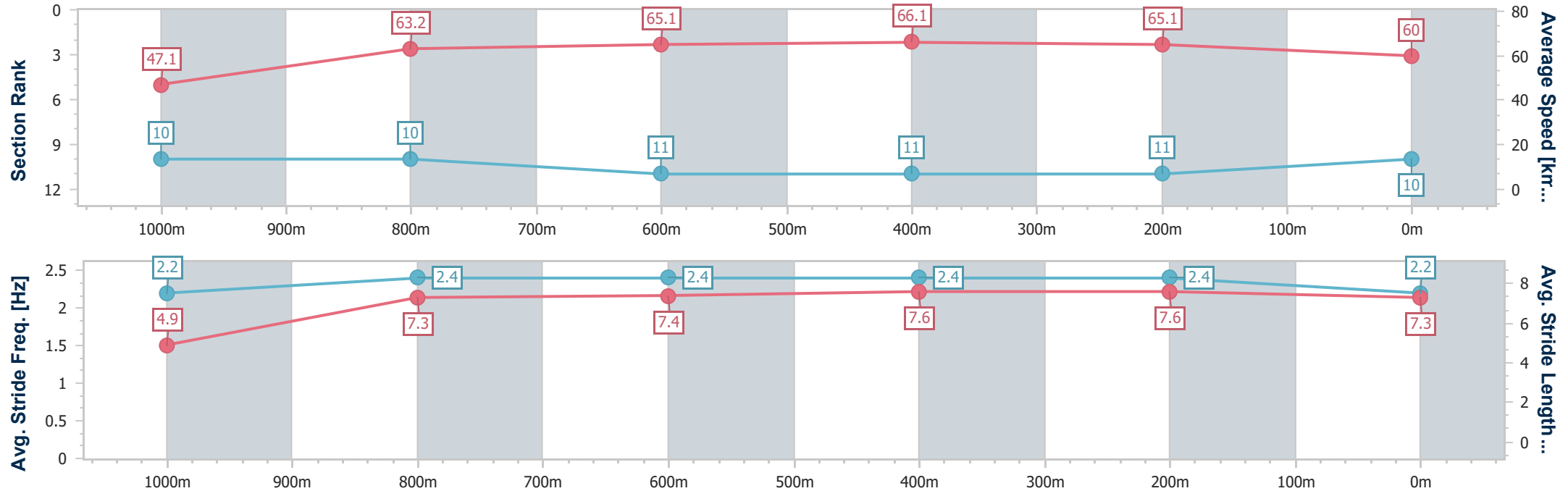
Horse/Jockey Name	Miss Rinehart
Final Rank	10
Fastest Section Time (Section)	0:07.65 (Overall)
Top Speed [km/h] (Section)	67.2 (600m)
Race State	Finished



Rockhampton QLD Professional
Race 8: THOMOS BETTA HOME LIVING Class 1 Handicap - 1100m
14 February 2025 - 17:20
Track Rating: Soft 5, Weather: Fine, Rail Position: +2.5m Entire



Section	Overall	1000m	800m	600m	400m	200m							
Section Times	1:04.35 [10] (0:07.65)	0:56.70 [10] (0:11.44)	0:45.26 [10] (0:11.30)	0:33.96 [11] (0:10.89)	0:23.07 [11] (0:11.07)	0:12.00 [11] (0:12.00)							
Average Speed [km/h]	47.1	63.2	65.1	66.1	65.1	60.0							
Top Speed [km/h]	61.0	67.0	67.0	67.2	66.6	64.2							
Avg. Dist. to Rail [m]	4.9	0.8	2.5	3.1	4.7	5.5							
Avg. Stride Freq. [Hz]	2.2	2.4	2.4	2.4	2.4	2.2							
Avg. Stride Length [m]	4.9	7.3	7.4	7.6	7.6	7.3							





Horse/Jockey Name	Volarchi
Final Rank	11
Fastest Section Time (Section)	0:07.62 (Overall)
Top Speed [km/h] (Section)	67.4 (600m)
Race State	Finished



Rockhampton QLD Professional
Race 8: THOMOS BETTA HOME LIVING Class 1 Handicap - 1100m
14 February 2025 - 17:20
Track Rating: Soft 5, Weather: Fine, Rail Position: +2.5m Entire



Section	Overall	1000m	800m	600m	400m	200m								
Section Times	1:04.59 [11] (0:07.62)	0:56.97 [9] (0:11.27)	0:45.70 [9] (0:11.09)	0:34.61 [9] (0:10.80)	0:23.81 [10] (0:11.30)	0:12.51 [10] (0:12.51)								
Average Speed [km/h]	47.5	63.2	65.6	66.8	63.7	57.5								
Top Speed [km/h]	60.9	66.5	66.4	67.4	66.4	61.3								
Avg. Dist. to Rail [m]	2.2	1.5	1.3	3.3	4.0	3.9								
Avg. Stride Freq. [Hz]	2.2	2.4	2.5	2.5	2.4	2.3								
Avg. Stride Length [m]	4.9	7.1	7.3	7.5	7.4	7.1								

