



Sunshine Coast QLD Professional  
Race 1: HIGGINS COATINGS Maiden Plate - 1800m  
14 February 2025 - 17:38



Track Rating: Soft 6, Weather: Fine, Rail Position: +7m Entire

Section					Overall	1600m	1400m	1200m	1000m	800m	600m	Last 600m		
Field Times					1:51.12 (0:13.66)	1:37.46 (0:11.51)	1:25.95 (0:11.94)	1:14.01 (0:12.23)	1:01.78 (0:12.42)	0:49.36 (0:12.45)	0:36.91 (0:12.65)	0:36.91		
Rank	TAB	Horse/Jockey	Barrier	Top Speed [km/h]	Fastest Section								Distance Travelled [m]	
1	10	KAYLEEN'S PROFIT	6	62.3	0:11.76	1:51.12 [1]	1:36.79 [5]	1:25.01 [5]	1:13.20 [5]	1:00.89 [5]	0:48.49 [5]	0:36.08 [5]	0:36.08	
		Ron Stewart		1400m	400m	(0:14.33)	(0:11.78)	(0:11.81)	(0:12.31)	(0:12.40)	(0:12.41)	(0:12.11)		
2	2	CHEERFUL CAT	3	62.5	0:11.77	1:51.15 [2]	1:37.04 [4]	1:25.27 [4]	1:13.43 [4]	1:01.13 [4]	0:48.77 [4]	0:36.48 [4]	0:36.48	-2
		Jace McMurray		1600m	1600m	(0:14.11)	(0:11.77)	(0:11.84)	(0:12.30)	(0:12.36)	(0:12.29)	(0:12.20)		
3	3	CHILLAXING	11	63.0	0:11.86	1:51.24 [3]	1:36.58 [8]	1:24.65 [9]	1:12.45 [9]	1:00.13 [9]	0:47.88 [9]	0:35.86 [8]	0:35.86	+3
		Ryan Maloney		400m	400m	(0:14.66)	(0:11.93)	(0:12.20)	(0:12.32)	(0:12.25)	(0:12.02)	(0:11.96)		
4	9	PREFER TO DANCE	9	64.3	0:11.58	1:51.66 [4]	1:37.75 [2]	1:26.17 [2]	1:14.33 [2]	1:02.08 [2]	0:49.69 [2]	0:37.33 [2]	0:37.33	+0
		Samantha Collett		1600m	1600m	(0:13.91)	(0:11.58)	(0:11.84)	(0:12.25)	(0:12.39)	(0:12.36)	(0:12.53)		
5	1	BRIEF SPIRIT	2	62.1	0:11.78	1:51.68 [5]	1:37.16 [7]	1:25.16 [7]	1:13.38 [8]	1:00.88 [8]	0:48.51 [8]	0:36.44 [7]	0:36.44	-2
		Kyle Wilson-Taylor		1400m	1400m	(0:14.52)	(0:12.00)	(0:11.78)	(0:12.50)	(0:12.37)	(0:12.07)	(0:11.96)		
6	5	SHABOOH SHALAA	4	63.6	0:11.71	1:52.07 [6]	1:37.34 [10]	1:25.50 [8]	1:13.79 [7]	1:01.45 [7]	0:49.05 [7]	0:36.93 [6]	0:36.93	-5
		Angela Jones		1600m	1400m	(0:14.73)	(0:11.84)	(0:11.71)	(0:12.34)	(0:12.40)	(0:12.12)	(0:11.95)		
7	4	GRAPE EXPECTATIONS	13	62.2	0:11.81	1:52.13 [7]	1:36.93 [13]	1:24.68 [13]	1:12.71 [12]	1:00.63 [12]	0:48.28 [12]	0:36.42 [12]	0:36.42	-12
		James Orman		1600m	600m	(0:15.20)	(0:12.25)	(0:11.97)	(0:12.08)	(0:12.35)	(0:11.86)	(0:11.81)		
8	7	BOROGORU	8	63.6	0:11.73	1:52.15 [8]	1:37.49 [9]	1:25.36 [10]	1:13.09 [11]	1:00.78 [11]	0:48.30 [11]	0:36.50 [11]	0:36.50	+0
		Vlad Duric		400m	600m	(0:14.66)	(0:12.13)	(0:12.27)	(0:12.31)	(0:12.48)	(0:11.80)	(0:11.73)		
9	13	TOP LEVEL	10	62.4	0:11.61	1:52.53 [9]	1:37.40 [12]	1:25.29 [12]	1:13.04 [13]	1:00.76 [13]	0:48.20 [13]	0:36.59 [13]	0:36.59	-4
		Damien Thornton		800m	800m	(0:15.13)	(0:12.11)	(0:12.25)	(0:12.28)	(0:12.56)	(0:11.61)	(0:11.87)		
10	6	STPETERSCATHEDRAL	5	62.7	0:11.97	1:53.24 [10]	1:38.27 [11]	1:26.17 [11]	1:14.18 [10]	1:02.06 [10]	0:49.71 [10]	0:37.70 [10]	0:37.70	-3
		Micheal Hellyer		1600m	600m	(0:14.97)	(0:12.10)	(0:11.99)	(0:12.12)	(0:12.35)	(0:12.01)	(0:11.97)		



Sunshine Coast QLD Professional  
Race 1: HIGGINS COATINGS Maiden Plate - 1800m  
14 February 2025 - 17:38



Track Rating: Soft 6, Weather: Fine, Rail Position: +7m Entire

Section					Overall	1600m	1400m	1200m	1000m	800m	600m	Last 600m		
Field Times					1:51.12 (0:13.66)	1:37.46 (0:11.51)	1:25.95 (0:11.94)	1:14.01 (0:12.23)	1:01.78 (0:12.42)	0:49.36 (0:12.45)	0:36.91 (0:12.65)	0:36.91		
Rank	TAB	Horse/Jockey	Barrier	Top Speed [km/h]	Fastest Section									Distance Travelled [m]
11	11	SASSY TAP	1	62.6	0:11.64	1:53.34 [11]	1:39.32 [3]	1:27.68 [3]	1:15.87 [3]	1:03.54 [3]	0:51.20 [3]	0:38.87 [3]	0:38.87	-11
		Jade Hampson		1600m	1600m	(0:14.02)	(0:11.64)	(0:11.81)	(0:12.33)	(0:12.34)	(0:12.33)	(0:12.89)		
12	8	BRAND NEW MOON	12	62.5	0:11.79	1:54.72 [12]	1:40.22 [6]	1:28.43 [6]	1:16.62 [6]	1:04.27 [6]	0:51.76 [6]	0:39.24 [9]	0:39.24	-5
		Mark Du Plessis		1600m	1600m	(0:14.50)	(0:11.79)	(0:11.81)	(0:12.35)	(0:12.51)	(0:12.52)	(0:12.46)		
13	12	LETHALLY STELLA	7	63.3	0:11.51	1:57.53 [13]	1:43.87 [1]	1:32.36 [1]	1:20.42 [1]	1:08.19 [1]	0:55.77 [1]	0:43.32 [1]	0:43.32	-4
		Nikita Beriman		1600m	1600m	(0:13.66)	(0:11.51)	(0:11.94)	(0:12.23)	(0:12.42)	(0:12.45)	(0:12.93)		



Sunshine Coast QLD Professional  
Race 1: HIGGINS COATINGS Maiden Plate - 1800m  
14 February 2025 - 17:38



Track Rating: Soft 6, Weather: Fine, Rail Position: +7m Entire

Section						400m	200m			Last 600m		
Field Times						0:24.26 (0:11.89)	0:12.37 (0:12.37)			0:36.91		
Rank	TAB	Horse/Jockey	Barrier	Top Speed [km/h]	Fastest Section			Margin			Distance Travelled [m]	
1	10	KAYLEEN'S PROFIT	6	62.3	0:11.76	0:23.97 [5]	0:12.21 [2]	1:51.12			0:36.08	
		Ron Stewart		1400m	400m	(0:11.76)	(0:12.21)					
2	2	CHEERFUL CAT	3	62.5	0:11.77	0:24.28 [2]	0:12.40 [1]	0.2L			0:36.48	-2
		Jace McMurray		1600m	1600m	(0:11.88)	(0:12.40)					
3	3	CHILLAXING	11	63.0	0:11.86	0:23.90 [7]	0:12.04 [7]	0.6L			0:35.86	+3
		Ryan Maloney		400m	400m	(0:11.86)	(0:12.04)					
4	9	PREFER TO DANCE	9	64.3	0:11.58	0:24.80 [1]	0:12.69 [3]	2.9L			0:37.33	+0
		Samantha Collett		1600m	1600m	(0:12.11)	(0:12.69)					
5	1	BRIEF SPIRIT	2	62.1	0:11.78	0:24.48 [6]	0:12.49 [6]	3L			0:36.44	-2
		Kyle Wilson-Taylor		1400m	1400m	(0:11.99)	(0:12.49)					
6	5	SHABOOH SHALAA	4	63.6	0:11.71	0:24.98 [3]	0:12.99 [4]	5.3L			0:36.93	-5
		Angela Jones		1600m	1400m	(0:11.99)	(0:12.99)					
7	4	GRAPE EXPECTATIONS	13	62.2	0:11.81	0:24.61 [11]	0:12.70 [8]	5.5L			0:36.42	-12
		James Orman		1600m	600m	(0:11.91)	(0:12.70)					
8	7	BOROGORU	8	63.6	0:11.73	0:24.77 [9]	0:13.01 [5]	5.6L			0:36.50	+0
		Vlad Duric		400m	600m	(0:11.76)	(0:13.01)					
9	13	TOP LEVEL	10	62.4	0:11.61	0:24.72 [12]	0:12.68 [9]	7.9L			0:36.59	-4
		Damien Thornton		800m	800m	(0:12.04)	(0:12.68)					
10	6	STPETERSCATHEDRAL	5	62.7	0:11.97	0:25.73 [10]	0:13.28 [10]	11.9L			0:37.70	-3
		Micheal Hellyer		1600m	600m	(0:12.45)	(0:13.28)					



Sunshine Coast QLD Professional  
Race 1: HIGGINS COATINGS Maiden Plate - 1800m  
14 February 2025 - 17:38



Track Rating: Soft 6, Weather: Fine, Rail Position: +7m Entire

Section		400m		200m		Last 600m				
Field Times		0:24.26 (0:11.89)		0:12.37 (0:12.37)		0:36.91				
Rank	TAB	Horse/Jockey	Barrier	Top Speed [km/h]	Fastest Section	Margin		Distance Travelled [m]		
11	11	SASSY TAP	1	62.6	0:11.64	0:25.98 [8]	0:12.92 [11]	12.3L	0:38.87	-11
		Jade Hampson		1600m	1600m	(0:13.06)	(0:12.92)			
12	8	BRAND NEW MOON	12	62.5	0:11.79	0:26.78 [13]	0:14.10 [12]	20.3L	0:39.24	-5
		Mark Du Plessis		1600m	1600m	(0:12.68)	(0:14.10)			
13	12	LETHALLY STELLA	7	63.3	0:11.51	0:30.39 [4]	0:16.42 [13]	36.6L	0:43.32	-4
		Nikita Beriman		1600m	1600m	(0:13.97)	(0:16.42)			



Horse/Jockey Name	Kayleen's Profit
Final Rank	1
Fastest Section Time (Section)	0:11.76 (400m)
Top Speed [km/h] (Section)	62.3 (1400m)
Race State	Finished



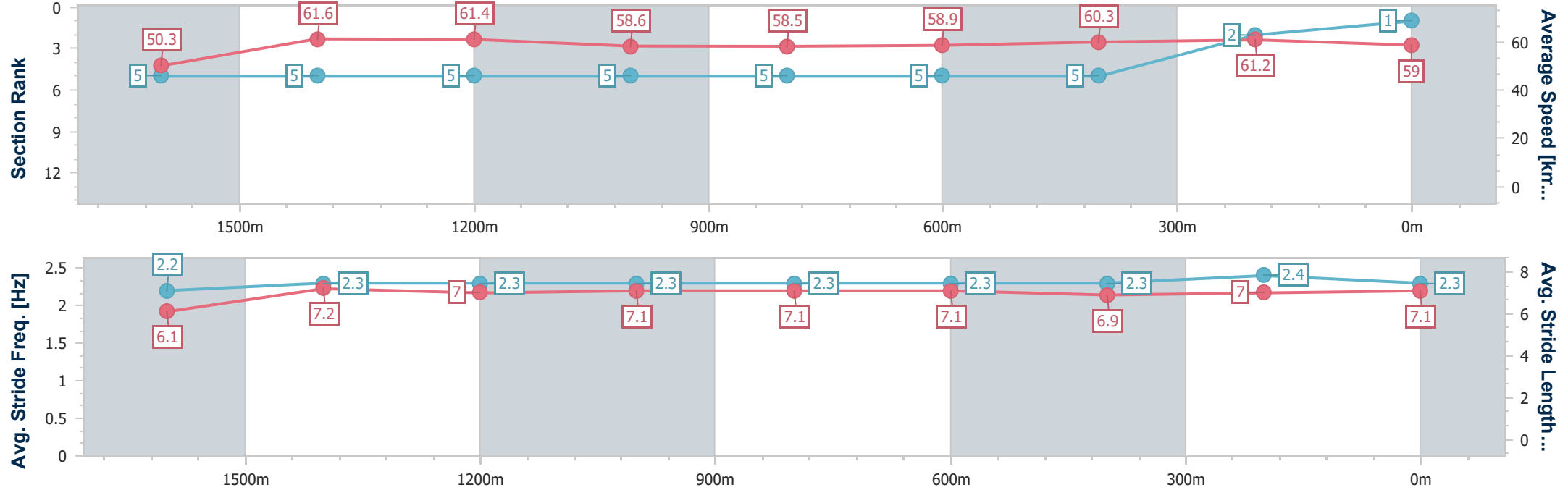
Sunshine Coast QLD Professional  
Race 1: HIGGINS COATINGS Maiden Plate - 1800m



14 February 2025 - 17:38

Track Rating: Soft 6, Weather: Fine, Rail Position: +7m Entire

Section	Overall	1600m	1400m	1200m	1000m	800m	600m	400m	200m				
Section Times	1:51.12 [1] (0:14.33)	1:36.79 [5] (0:11.78)	1:25.01 [5] (0:11.81)	1:13.20 [5] (0:12.31)	1:00.89 [5] (0:12.40)	0:48.49 [5] (0:12.41)	0:36.08 [5] (0:12.11)	0:23.97 [5] (0:11.76)	0:12.21 [2] (0:12.21)				
Average Speed [km/h]	50.3	61.6	61.4	58.6	58.5	58.9	60.3	61.2	59.0				
Top Speed [km/h]	61.3	62.2	62.3	59.2	58.7	60.8	61.3	61.9	61.0				
Avg. Dist. to Rail [m]	4.5	1.9	2.2	2.8	2.7	2.3	2.7	5.7	5.4				
Avg. Stride Freq. [Hz]	2.2	2.3	2.3	2.3	2.3	2.3	2.3	2.4	2.3				
Avg. Stride Length [m]	6.1	7.2	7.0	7.1	7.1	7.1	6.9	7.0	7.1				



[ ] Ranking at each section and finish  
- - - - - No data available at this section  
NA No data available



Horse/Jockey Name	Cheerful Cat
Final Rank	2
Fastest Section Time (Section)	0:11.77 (1600m)
Top Speed [km/h] (Section)	62.5 (1600m)
Race State	Finished



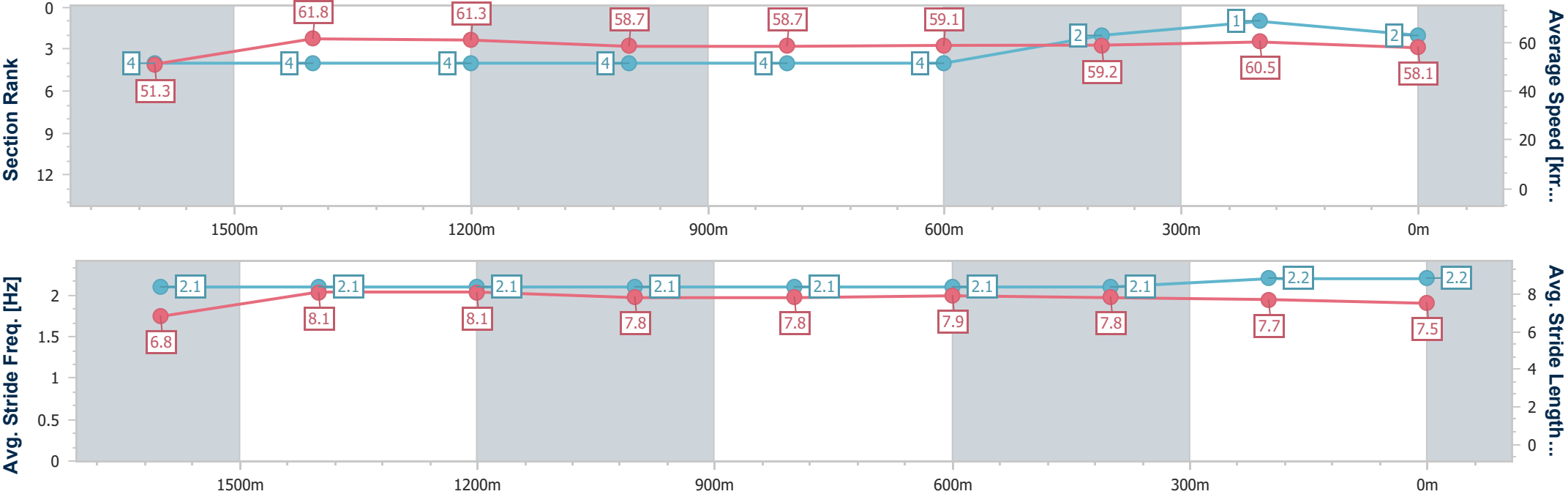
Sunshine Coast QLD Professional  
Race 1: HIGGINS COATINGS Maiden Plate - 1800m



14 February 2025 - 17:38

Track Rating: Soft 6, Weather: Fine, Rail Position: +7m Entire

Section	Overall	1600m	1400m	1200m	1000m	800m	600m	400m	200m				
Section Times	1:51.15 [2] (0:14.11)	1:37.04 [4] (0:11.77)	1:25.27 [4] (0:11.84)	1:13.43 [4] (0:12.30)	1:01.13 [4] (0:12.36)	0:48.77 [4] (0:12.29)	0:36.48 [4] (0:12.20)	0:24.28 [2] (0:11.88)	0:12.40 [1] (0:12.40)				
Average Speed [km/h]	51.3	61.8	61.3	58.7	58.7	59.1	59.2	60.5	58.1				
Top Speed [km/h]	61.6	62.5	61.9	59.9	59.0	60.7	60.5	61.3	60.0				
Avg. Dist. to Rail [m]	3.8	3.2	3.3	3.5	3.3	1.4	0.6	1.4	2.0				
Avg. Stride Freq. [Hz]	2.1	2.1	2.1	2.1	2.1	2.1	2.1	2.2	2.2				
Avg. Stride Length [m]	6.8	8.1	8.1	7.8	7.8	7.9	7.8	7.7	7.5				



- [ ] Ranking at each section and finish
- .-.- No data available at this section
- NA No data available



Horse/Jockey Name	Chillaxing
Final Rank	3
Fastest Section Time (Section)	0:11.86 (400m)
Top Speed [km/h] (Section)	63.0 (400m)
Race State	Finished



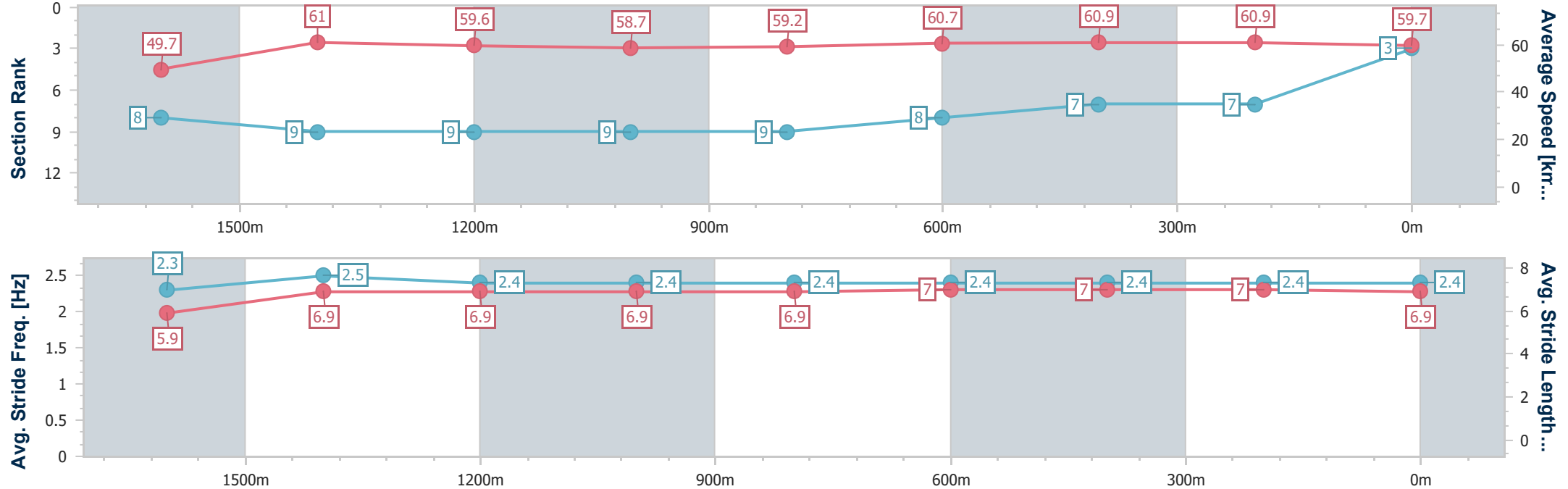
Sunshine Coast QLD Professional  
Race 1: HIGGINS COATINGS Maiden Plate - 1800m



14 February 2025 - 17:38

Track Rating: Soft 6, Weather: Fine, Rail Position: +7m Entire

Section	Overall	1600m	1400m	1200m	1000m	800m	600m	400m	200m				
Section Times	1:51.24 [3] (0:14.66)	1:36.58 [8] (0:11.93)	1:24.65 [9] (0:12.20)	1:12.45 [9] (0:12.32)	1:00.13 [9] (0:12.25)	0:47.88 [9] (0:12.02)	0:35.86 [8] (0:11.96)	0:23.90 [7] (0:11.86)	0:12.04 [7] (0:12.04)				
Average Speed [km/h]	49.7	61.0	59.6	58.7	59.2	60.7	60.9	60.9	59.7				
Top Speed [km/h]	59.9	62.1	61.1	60.6	61.2	62.4	62.5	63.0	61.2				
Avg. Dist. to Rail [m]	7.5	4.1	3.7	3.8	3.2	2.3	2.1	2.6	4.8				
Avg. Stride Freq. [Hz]	2.3	2.5	2.4	2.4	2.4	2.4	2.4	2.4	2.4				
Avg. Stride Length [m]	5.9	6.9	6.9	6.9	6.9	7.0	7.0	7.0	6.9				



- [ ] Ranking at each section and finish
- .-.- No data available at this section
- NA No data available



Horse/Jockey Name	Prefer To Dance
Final Rank	4
Fastest Section Time (Section)	0:11.58 (1600m)
Top Speed [km/h] (Section)	64.3 (1600m)
Race State	Finished



Sunshine Coast QLD Professional

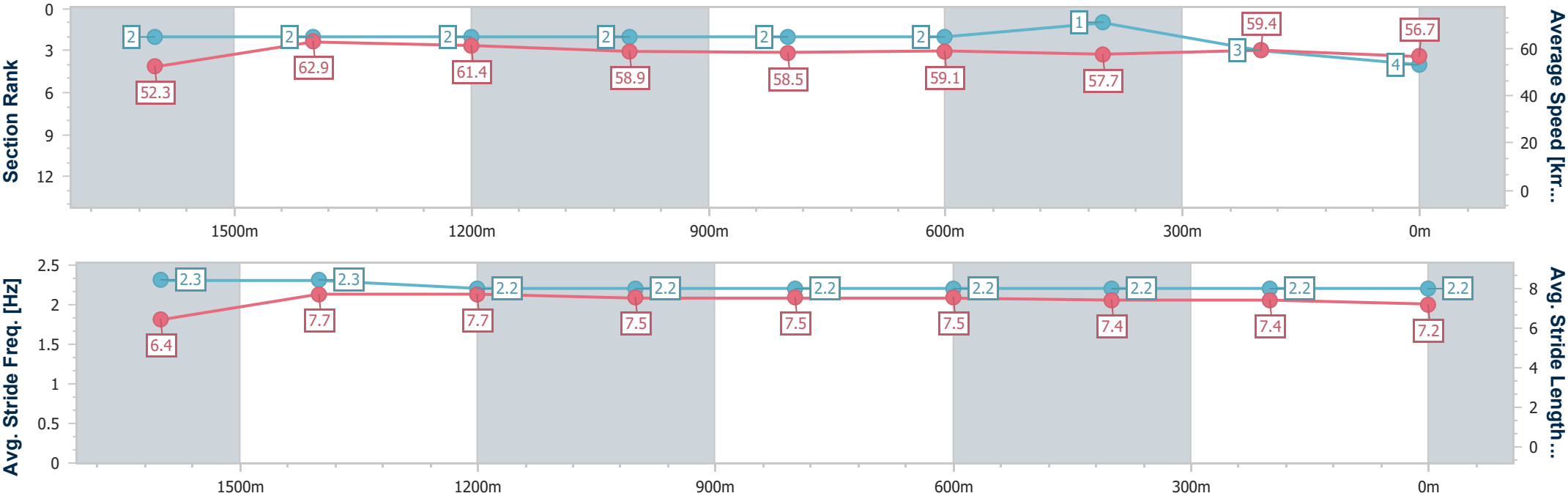
Race 1: HIGGINS COATINGS Maiden Plate - 1800m



14 February 2025 - 17:38

Track Rating: Soft 6, Weather: Fine, Rail Position: +7m Entire

Section	Overall	1600m	1400m	1200m	1000m	800m	600m	400m	200m				
Section Times	1:51.66 [4] (0:13.91)	1:37.75 [2] (0:11.58)	1:26.17 [2] (0:11.84)	1:14.33 [2] (0:12.25)	1:02.08 [2] (0:12.39)	0:49.69 [2] (0:12.36)	0:37.33 [2] (0:12.53)	0:24.80 [1] (0:12.11)	0:12.69 [3] (0:12.69)				
Average Speed [km/h]	52.3	62.9	61.4	58.9	58.5	59.1	57.7	59.4	56.7				
Top Speed [km/h]	63.1	64.3	62.3	60.5	59.1	59.9	59.3	60.3	59.0				
Avg. Dist. to Rail [m]	7.2	3.4	3.7	3.7	3.2	2.1	0.6	0.6	0.3				
Avg. Stride Freq. [Hz]	2.3	2.3	2.2	2.2	2.2	2.2	2.2	2.2	2.2				
Avg. Stride Length [m]	6.4	7.7	7.7	7.5	7.5	7.5	7.4	7.4	7.2				







Horse/Jockey Name	Brief Spirit
Final Rank	5
Fastest Section Time (Section)	0:11.78 (1400m)
Top Speed [km/h] (Section)	62.1 (1400m)
Race State	Finished



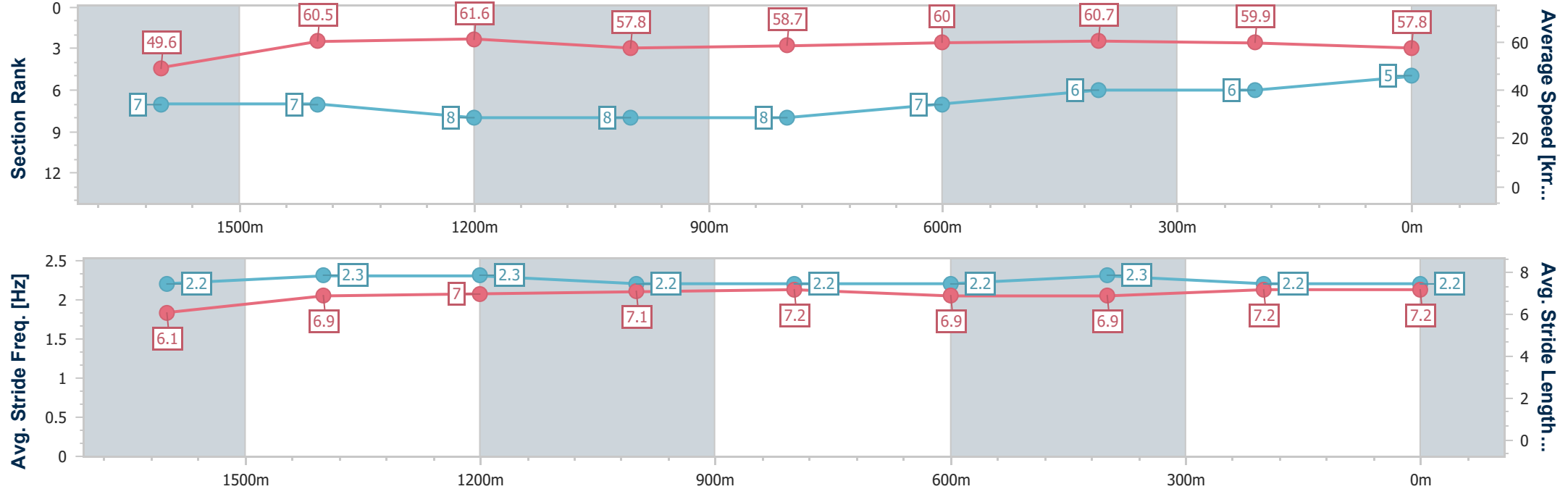
Sunshine Coast QLD Professional  
Race 1: HIGGINS COATINGS Maiden Plate - 1800m



14 February 2025 - 17:38

Track Rating: Soft 6, Weather: Fine, Rail Position: +7m Entire

Section	Overall	1600m	1400m	1200m	1000m	800m	600m	400m	200m				
Section Times	1:51.68 [5] (0:14.52)	1:37.16 [7] (0:12.00)	1:25.16 [7] (0:11.78)	1:13.38 [8] (0:12.50)	1:00.88 [8] (0:12.37)	0:48.51 [8] (0:12.07)	0:36.44 [7] (0:11.96)	0:24.48 [6] (0:11.99)	0:12.49 [6] (0:12.49)				
Average Speed [km/h]	49.6	60.5	61.6	57.8	58.7	60.0	60.7	59.9	57.8				
Top Speed [km/h]	59.7	61.8	62.1	59.8	59.7	61.9	62.0	60.7	59.8				
Avg. Dist. to Rail [m]	2.7	2.6	3.0	3.1	2.8	1.5	1.2	2.1	2.4				
Avg. Stride Freq. [Hz]	2.2	2.3	2.3	2.2	2.2	2.2	2.3	2.2	2.2				
Avg. Stride Length [m]	6.1	6.9	7.0	7.1	7.2	6.9	6.9	7.2	7.2				



- [ ] Ranking at each section and finish
- .-.- No data available at this section
- NA No data available



Horse/Jockey Name	Shabooh Shalaa
Final Rank	6
Fastest Section Time (Section)	0:11.71 (1400m)
Top Speed [km/h] (Section)	63.6 (1600m)
Race State	Finished



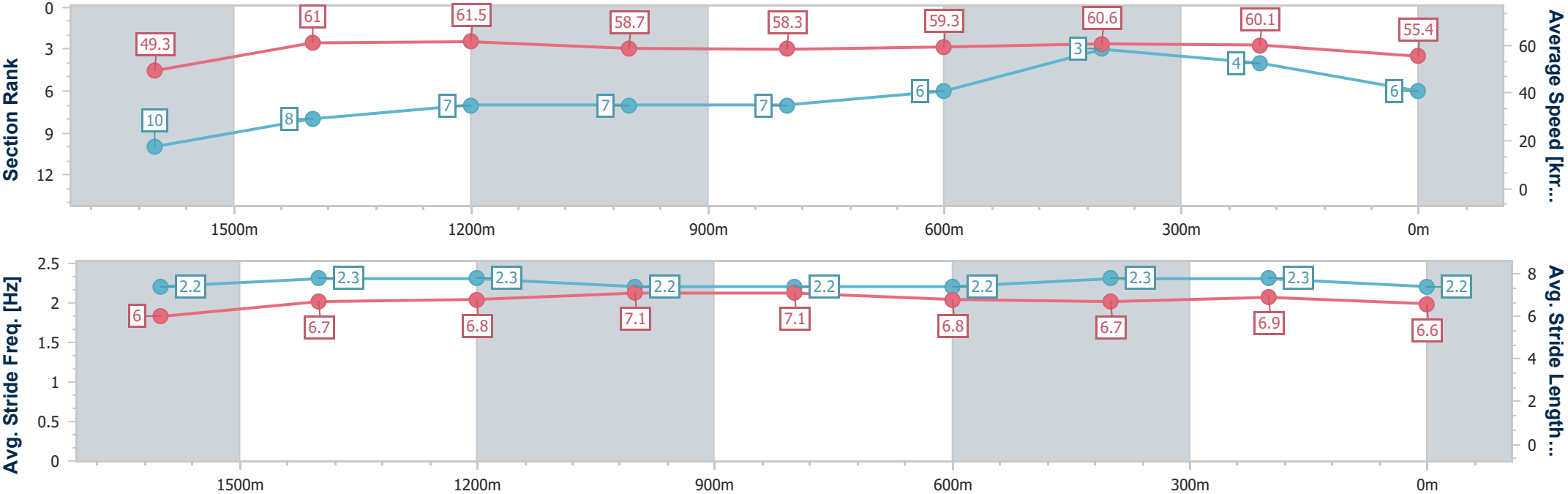
Sunshine Coast QLD Professional  
Race 1: HIGGINS COATINGS Maiden Plate - 1800m



14 February 2025 - 17:38

Track Rating: Soft 6, Weather: Fine, Rail Position: +7m Entire

Section	Overall	1600m	1400m	1200m	1000m	800m	600m	400m	200m				
Section Times	1:52.07 [6] (0:14.73)	1:37.34 [10] (0:11.84)	1:25.50 [8] (0:11.71)	1:13.79 [7] (0:12.34)	1:01.45 [7] (0:12.40)	0:49.05 [7] (0:12.12)	0:36.93 [6] (0:11.95)	0:24.98 [3] (0:11.99)	0:12.99 [4] (0:12.99)				
Average Speed [km/h]	49.3	61.0	61.5	58.7	58.3	59.3	60.6	60.1	55.4				
Top Speed [km/h]	59.3	63.6	62.8	59.5	59.3	61.0	61.5	61.0	58.2				
Avg. Dist. to Rail [m]	3.9	2.0	1.9	1.8	1.7	0.3	1.2	4.0	4.7				
Avg. Stride Freq. [Hz]	2.2	2.3	2.3	2.2	2.2	2.2	2.3	2.3	2.2				
Avg. Stride Length [m]	6.0	6.7	6.8	7.1	7.1	6.8	6.7	6.9	6.6				





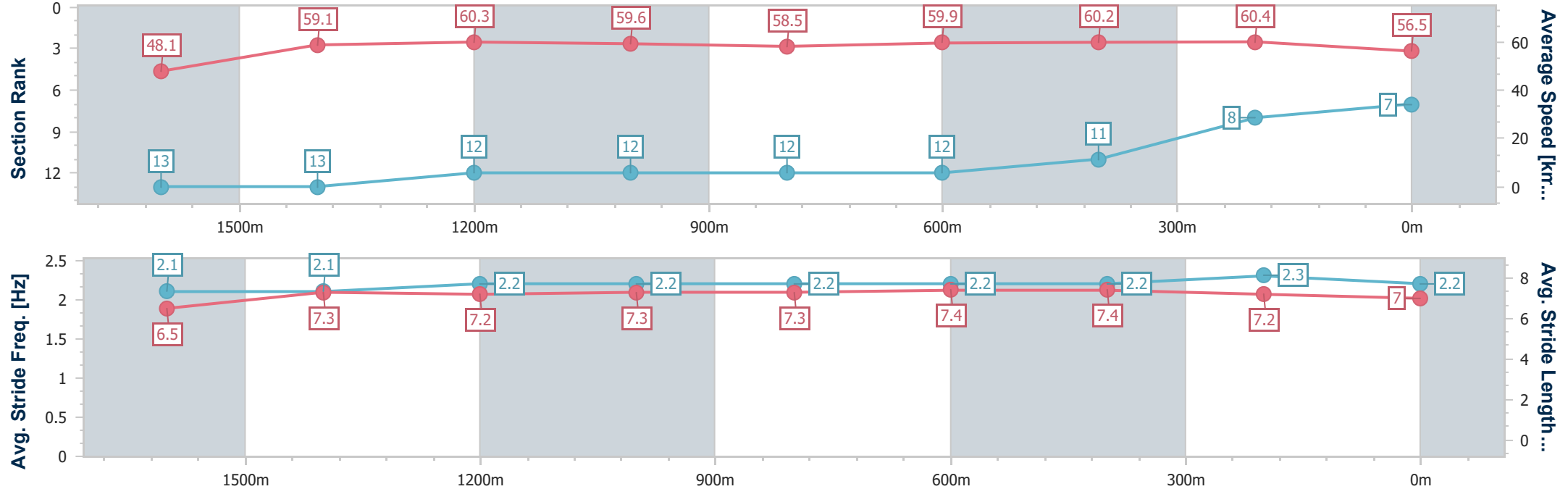
Horse/Jockey Name	Grape Expectations
Final Rank	7
Fastest Section Time (Section)	0:11.81 (600m)
Top Speed [km/h] (Section)	62.2 (1600m)
Race State	Finished



Sunshine Coast QLD Professional  
Race 1: HIGGINS COATINGS Maiden Plate - 1800m  
14 February 2025 - 17:38  
Track Rating: Soft 6, Weather: Fine, Rail Position: +7m Entire



Section	Overall	1600m	1400m	1200m	1000m	800m	600m	400m	200m				
Section Times	1:52.13 [7] (0:15.20)	1:36.93 [13] (0:12.25)	1:24.68 [13] (0:11.97)	1:12.71 [12] (0:12.08)	1:00.63 [12] (0:12.35)	0:48.28 [12] (0:11.86)	0:36.42 [12] (0:11.81)	0:24.61 [11] (0:11.91)	0:12.70 [8] (0:12.70)				
Average Speed [km/h]	48.1	59.1	60.3	59.6	58.5	59.9	60.2	60.4	56.5				
Top Speed [km/h]	57.7	62.2	62.2	61.1	59.6	60.7	60.9	61.4	59.3				
Avg. Dist. to Rail [m]	9.4	1.7	1.4	0.9	0.8	2.4	2.4	3.7	7.3				
Avg. Stride Freq. [Hz]	2.1	2.1	2.2	2.2	2.2	2.2	2.2	2.3	2.2				
Avg. Stride Length [m]	6.5	7.3	7.2	7.3	7.3	7.4	7.4	7.2	7.0				





Horse/Jockey Name	Borogoru
Final Rank	8
Fastest Section Time (Section)	0:11.73 (600m)
Top Speed [km/h] (Section)	63.6 (400m)
Race State	Finished



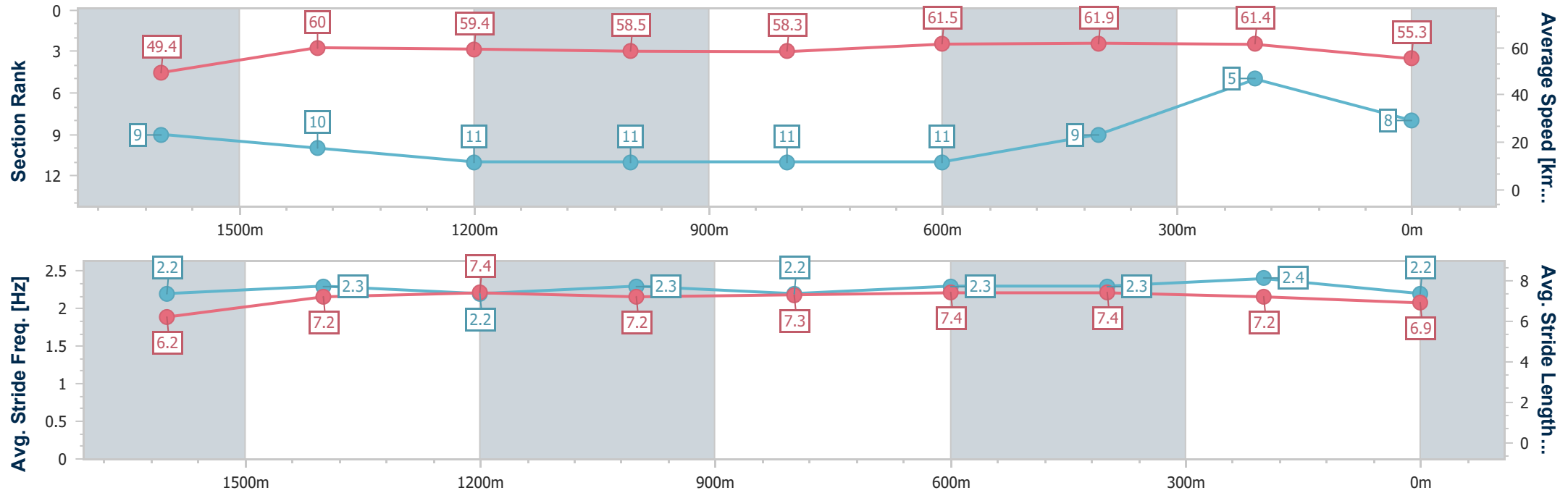
Sunshine Coast QLD Professional  
Race 1: HIGGINS COATINGS Maiden Plate - 1800m



14 February 2025 - 17:38

Track Rating: Soft 6, Weather: Fine, Rail Position: +7m Entire

Section	Overall	1600m	1400m	1200m	1000m	800m	600m	400m	200m				
Section Times	1:52.15 [8] (0:14.66)	1:37.49 [9] (0:12.13)	1:25.36 [10] (0:12.27)	1:13.09 [11] (0:12.31)	1:00.78 [11] (0:12.48)	0:48.30 [11] (0:11.80)	0:36.50 [11] (0:11.73)	0:24.77 [9] (0:11.76)	0:13.01 [5] (0:13.01)				
Average Speed [km/h]	49.4	60.0	59.4	58.5	58.3	61.5	61.9	61.4	55.3				
Top Speed [km/h]	59.7	61.9	61.3	60.2	61.8	62.4	63.5	63.6	59.6				
Avg. Dist. to Rail [m]	5.6	3.3	3.9	3.9	3.1	1.5	1.6	5.2	5.0				
Avg. Stride Freq. [Hz]	2.2	2.3	2.2	2.3	2.2	2.3	2.3	2.4	2.2				
Avg. Stride Length [m]	6.2	7.2	7.4	7.2	7.3	7.4	7.4	7.2	6.9				





Horse/Jockey Name	Top Level
Final Rank	9
Fastest Section Time (Section)	0:11.61 (800m)
Top Speed [km/h] (Section)	62.4 (800m)
Race State	Finished



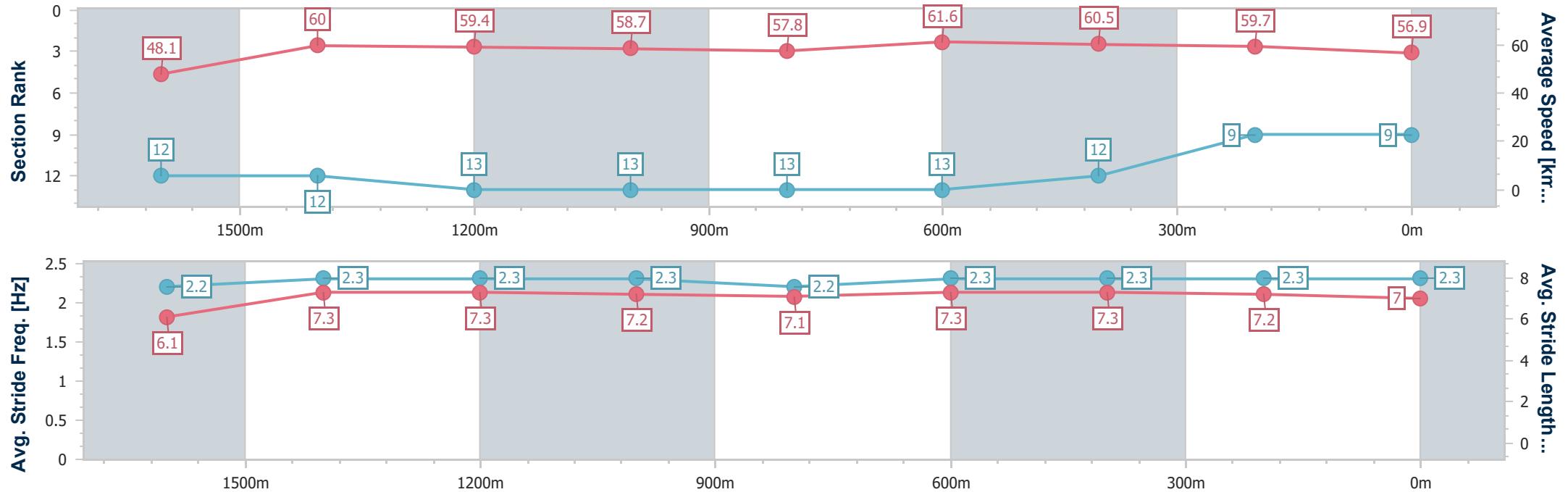
Sunshine Coast QLD Professional  
Race 1: HIGGINS COATINGS Maiden Plate - 1800m



14 February 2025 - 17:38

Track Rating: Soft 6, Weather: Fine, Rail Position: +7m Entire

Section	Overall	1600m	1400m	1200m	1000m	800m	600m	400m	200m				
Section Times	1:52.53 [9] (0:15.13)	1:37.40 [12] (0:12.11)	1:25.29 [12] (0:12.25)	1:13.04 [13] (0:12.28)	1:00.76 [13] (0:12.56)	0:48.20 [13] (0:11.61)	0:36.59 [13] (0:11.87)	0:24.72 [12] (0:12.04)	0:12.68 [9] (0:12.68)				
Average Speed [km/h]	48.1	60.0	59.4	58.7	57.8	61.6	60.5	59.7	56.9				
Top Speed [km/h]	58.7	61.9	61.0	59.8	60.3	62.4	61.9	60.4	59.2				
Avg. Dist. to Rail [m]	7.0	3.4	3.5	3.7	3.0	1.0	0.9	4.7	6.5				
Avg. Stride Freq. [Hz]	2.2	2.3	2.3	2.3	2.2	2.3	2.3	2.3	2.3				
Avg. Stride Length [m]	6.1	7.3	7.3	7.2	7.1	7.3	7.3	7.2	7.0				





Horse/Jockey Name	Stpeterscathedral
Final Rank	10
Fastest Section Time (Section)	0:11.97 (600m)
Top Speed [km/h] (Section)	62.7 (1600m)
Race State	Finished



Sunshine Coast QLD Professional

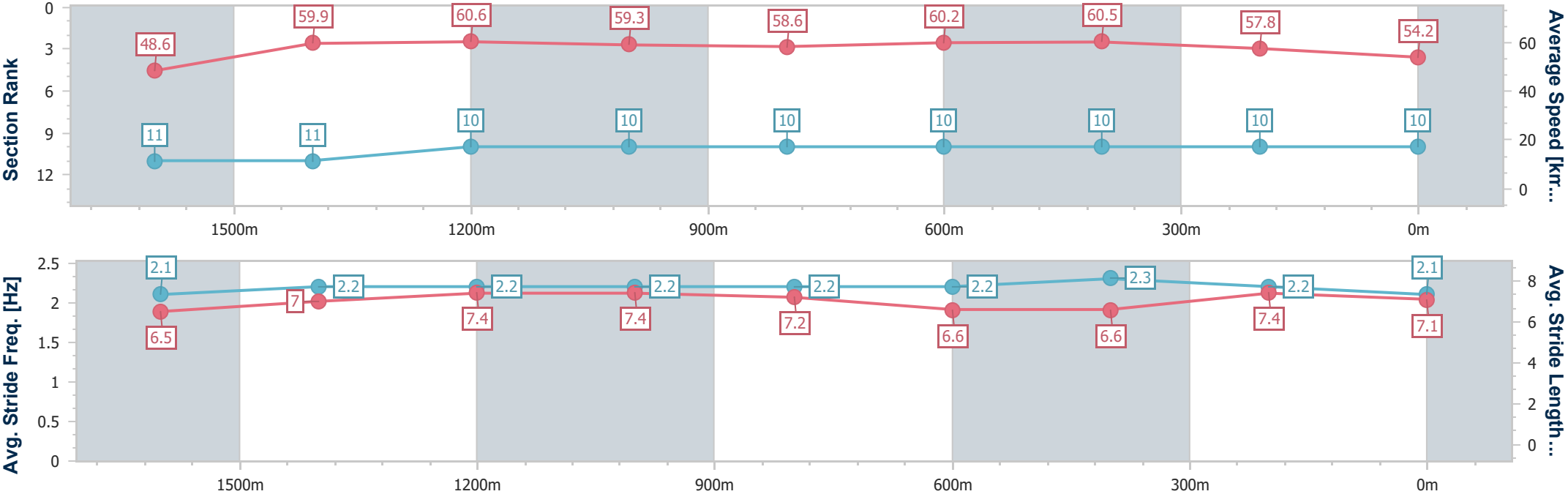
Race 1: HIGGINS COATINGS Maiden Plate - 1800m



14 February 2025 - 17:38

Track Rating: Soft 6, Weather: Fine, Rail Position: +7m Entire

Section	Overall	1600m	1400m	1200m	1000m	800m	600m	400m	200m				
Section Times	1:53.24 [10] (0:14.97)	1:38.27 [11] (0:12.10)	1:26.17 [11] (0:11.99)	1:14.18 [10] (0:12.12)	1:02.06 [10] (0:12.35)	0:49.71 [10] (0:12.01)	0:37.70 [10] (0:11.97)	0:25.73 [10] (0:12.45)	0:13.28 [10] (0:13.28)				
Average Speed [km/h]	48.6	59.9	60.6	59.3	58.6	60.2	60.5	57.8	54.2				
Top Speed [km/h]	58.1	62.7	62.1	60.8	59.8	61.5	61.5	58.7	56.2				
Avg. Dist. to Rail [m]	4.8	2.7	2.3	2.3	2.0	1.0	0.5	2.5	4.1				
Avg. Stride Freq. [Hz]	2.1	2.2	2.2	2.2	2.2	2.2	2.3	2.2	2.1				
Avg. Stride Length [m]	6.5	7.0	7.4	7.4	7.2	6.6	6.6	7.4	7.1				





Horse/Jockey Name	Sassy Tap
Final Rank	11
Fastest Section Time (Section)	0:11.64 (1600m)
Top Speed [km/h] (Section)	62.6 (1600m)
Race State	Finished



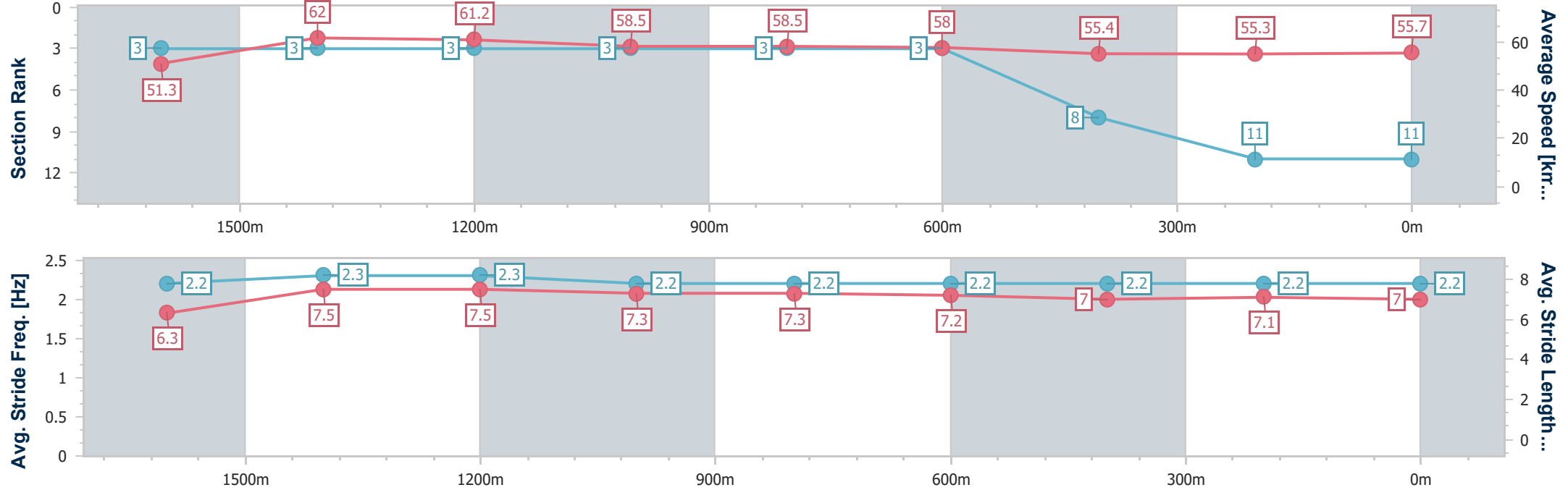
Sunshine Coast QLD Professional  
Race 1: HIGGINS COATINGS Maiden Plate - 1800m



14 February 2025 - 17:38

Track Rating: Soft 6, Weather: Fine, Rail Position: +7m Entire

Section	Overall	1600m	1400m	1200m	1000m	800m	600m	400m	200m				
Section Times	1:53.34 [11] (0:14.02)	1:39.32 [3] (0:11.64)	1:27.68 [3] (0:11.81)	1:15.87 [3] (0:12.33)	1:03.54 [3] (0:12.34)	0:51.20 [3] (0:12.33)	0:38.87 [3] (0:12.89)	0:25.98 [8] (0:13.06)	0:12.92 [11] (0:12.92)				
Average Speed [km/h]	51.3	62.0	61.2	58.5	58.5	58.0	55.4	55.3	55.7				
Top Speed [km/h]	62.1	62.6	62.2	59.9	59.4	59.2	58.2	56.5	56.4				
Avg. Dist. to Rail [m]	1.0	1.0	1.2	1.4	1.5	0.8	1.2	0.5	1.1				
Avg. Stride Freq. [Hz]	2.2	2.3	2.3	2.2	2.2	2.2	2.2	2.2	2.2				
Avg. Stride Length [m]	6.3	7.5	7.5	7.3	7.3	7.2	7.0	7.1	7.0				



- [ ] Ranking at each section and finish
- .-.- No data available at this section
- NA No data available



Horse/Jockey Name	Brand New Moon
Final Rank	12
Fastest Section Time (Section)	0:11.79 (1600m)
Top Speed [km/h] (Section)	62.5 (1600m)
Race State	Finished



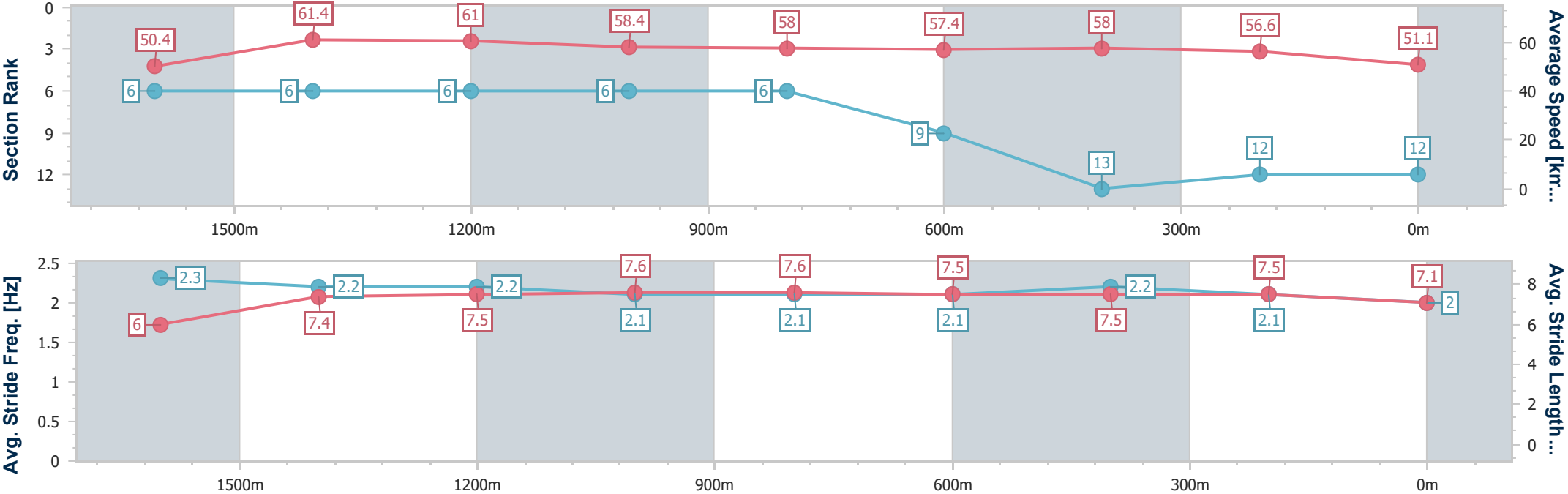
Sunshine Coast QLD Professional  
Race 1: HIGGINS COATINGS Maiden Plate - 1800m



14 February 2025 - 17:38

Track Rating: Soft 6, Weather: Fine, Rail Position: +7m Entire

Section	Overall	1600m	1400m	1200m	1000m	800m	600m	400m	200m				
Section Times	1:54.72 [12] (0:14.50)	1:40.22 [6] (0:11.79)	1:28.43 [6] (0:11.81)	1:16.62 [6] (0:12.35)	1:04.27 [6] (0:12.51)	0:51.76 [6] (0:12.52)	0:39.24 [9] (0:12.46)	0:26.78 [13] (0:12.68)	0:14.10 [12] (0:14.10)				
Average Speed [km/h]	50.4	61.4	61.0	58.4	58.0	57.4	58.0	56.6	51.1				
Top Speed [km/h]	62.5	62.5	61.8	59.3	58.3	58.1	58.5	57.7	55.4				
Avg. Dist. to Rail [m]	8.9	1.8	1.4	1.5	1.8	0.2	0.4	2.8	3.5				
Avg. Stride Freq. [Hz]	2.3	2.2	2.2	2.1	2.1	2.1	2.2	2.1	2.0				
Avg. Stride Length [m]	6.0	7.4	7.5	7.6	7.6	7.5	7.5	7.5	7.1				



- [ ] Ranking at each section and finish
- .-.- No data available at this section
- NA No data available





Horse/Jockey Name	Lethally Stella
Final Rank	13
Fastest Section Time (Section)	0:11.51 (1600m)
Top Speed [km/h] (Section)	63.3 (1600m)
Race State	Finished



Sunshine Coast QLD Professional

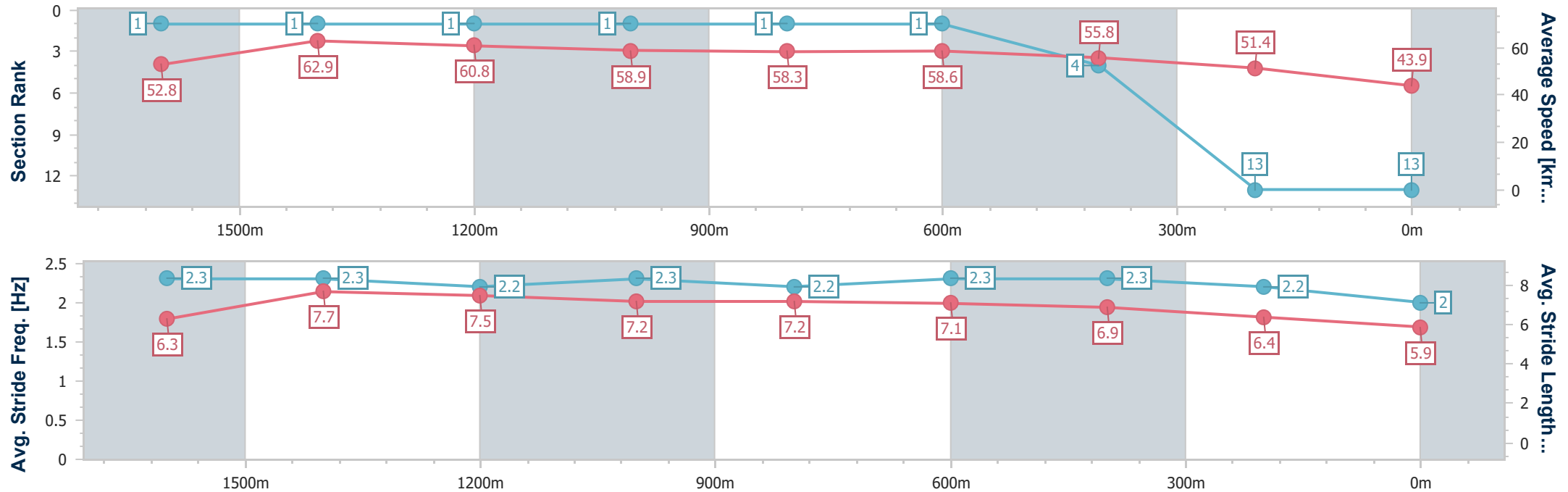
Race 1: HIGGINS COATINGS Maiden Plate - 1800m



14 February 2025 - 17:38

Track Rating: Soft 6, Weather: Fine, Rail Position: +7m Entire

Section	Overall	1600m	1400m	1200m	1000m	800m	600m	400m	200m				
Section Times	1:57.53 [13] (0:13.66)	1:43.87 [1] (0:11.51)	1:32.36 [1] (0:11.94)	1:20.42 [1] (0:12.23)	1:08.19 [1] (0:12.42)	0:55.77 [1] (0:12.45)	0:43.32 [1] (0:12.93)	0:30.39 [4] (0:13.97)	0:16.42 [13] (0:16.42)				
Average Speed [km/h]	52.8	62.9	60.8	58.9	58.3	58.6	55.8	51.4	43.9				
Top Speed [km/h]	62.8	63.3	62.5	59.7	59.1	59.1	58.0	54.2	48.9				
Avg. Dist. to Rail [m]	3.8	1.6	2.4	2.8	2.8	1.5	0.5	1.2	2.1				
Avg. Stride Freq. [Hz]	2.3	2.3	2.2	2.3	2.2	2.3	2.3	2.2	2.0				
Avg. Stride Length [m]	6.3	7.7	7.5	7.2	7.2	7.1	6.9	6.4	5.9				





Sunshine Coast QLD Professional  
Race 2: KAWANA WATERS HOTEL Maiden Plate - 1400m  
14 February 2025 - 18:09



Track Rating: Soft 6, Weather: Fine, Rail Position: +7m Entire

Section		Overall				1200m	1000m	800m	600m	400m	Last 600m	
Field Times		1:25.72 (0:13.77)				1:11.95 (0:11.89)	1:00.06 (0:12.56)	0:47.50 (0:12.73)	0:34.77 (0:11.85)	0:22.92 (0:11.10)	0:34.77	
Rank	TAB	Horse/Jockey	Barrier	Top Speed [km/h]	Fastest Section							Distance Travelled [m]
1	4	RHUVAAAL Cobi Vitler	4	66.7 400m	0:10.97 400m	1:25.72 [1] (0:14.29)	1:11.43 [6] (0:12.11)	0:59.32 [6] (0:12.65)	0:46.67 [6] (0:12.49)	0:34.18 [8] (0:11.75)	0:22.43 [6] (0:10.97)	0:34.18
2	15	SOME STYLE Angela Jones	13	65.9 400m	0:11.14 400m	1:25.93 [2] (0:13.79)	1:12.14 [2] (0:12.06)	1:00.08 [2] (0:12.53)	0:47.55 [2] (0:12.64)	0:34.91 [2] (0:11.78)	0:23.13 [1] (0:11.14)	0:34.91 -1
3	12	SKIEDA Michael Rodd	8	65.8 400m	0:11.10 400m	1:26.07 [3] (0:13.84)	1:12.23 [3] (0:12.13)	1:00.10 [3] (0:12.64)	0:47.46 [3] (0:12.58)	0:34.88 [4] (0:11.86)	0:23.02 [4] (0:11.10)	0:34.88 -3
4	5	BEST COFFEE Ron Stewart	14	66.4 400m	0:11.06 400m	1:26.10 [4] (0:13.77)	1:12.33 [1] (0:11.89)	1:00.44 [1] (0:12.56)	0:47.88 [1] (0:12.73)	0:35.15 [1] (0:11.89)	0:23.26 [2] (0:11.06)	0:35.15 -1
5	13	FASHION FLASH Samantha Collett	3	65.3 400m	0:11.15 400m	1:26.20 [5] (0:14.08)	1:12.12 [5] (0:12.05)	1:00.07 [4] (0:12.59)	0:47.48 [4] (0:12.44)	0:35.04 [3] (0:11.89)	0:23.15 [3] (0:11.15)	0:35.04 -1
6	8	PERFECT DAWN Martin Harley	7	66.2 400m	0:11.15 400m	1:26.44 [6] (0:14.62)	1:11.82 [11] (0:12.07)	0:59.75 [10] (0:12.67)	0:47.08 [11] (0:12.37)	0:34.71 [11] (0:11.79)	0:22.92 [8] (0:11.15)	0:34.71 -2
7	11	SHOW ME THE STARS Dale Smith	2	64.3 600m	0:11.34 400m	1:26.72 [7] (0:14.04)	1:12.68 [4] (0:12.17)	1:00.51 [5] (0:12.61)	0:47.90 [5] (0:12.61)	0:35.29 [5] (0:11.71)	0:23.58 [5] (0:11.34)	0:35.29 -1
8	3	NAPA VALLEY Luke Dempsey	11	65.2 400m	0:11.15 400m	1:26.78 [8] (0:14.82)	1:11.96 [13] (0:12.11)	0:59.85 [12] (0:12.67)	0:47.18 [12] (0:12.38)	0:34.80 [14] (0:11.86)	0:22.94 [12] (0:11.15)	0:34.80 -1
9	6	ENIDZEL Jake Bayliss	10	64.9 400m	0:11.28 400m	1:27.04 [9] (0:14.68)	1:12.36 [12] (0:12.37)	0:59.99 [13] (0:12.57)	0:47.42 [13] (0:12.19)	0:35.23 [12] (0:11.92)	0:23.31 [10] (0:11.28)	0:35.23 +0
10	1	BENZINO Brodie Moffat	12	62.7 400m	0:11.57 400m	1:27.04 [10] (0:14.61)	1:12.43 [10] (0:12.01)	1:00.42 [9] (0:12.57)	0:47.85 [9] (0:12.34)	0:35.51 [7] (0:11.96)	0:23.55 [7] (0:11.57)	0:35.51 +1

Scratched: Del Tito (#2), Warna (#9), Humid (#14)



Sunshine Coast QLD Professional  
Race 2: KAWANA WATERS HOTEL Maiden Plate - 1400m  
14 February 2025 - 18:09



Track Rating: Soft 6, Weather: Fine, Rail Position: +7m Entire

Section						Overall	1200m	1000m	800m	600m	400m	Last 600m	
Field Times						1:25.72 (0:13.77)	1:11.95 (0:11.89)	1:00.06 (0:12.56)	0:47.50 (0:12.73)	0:34.77 (0:11.85)	0:22.92 (0:11.10)	0:34.77	
Rank	TAB	Horse/Jockey	Barrier	Top Speed [km/h]	Fastest Section								Distance Travelled [m]
11	10	BEGORRA	1	64.8	0:11.29	1:27.41 [11]	1:12.90 [8]	1:00.90 [8]	0:48.30 [8]	0:35.71 [9]	0:23.78 [9]	0:35.71	-2
		Damien Thornton		400m	400m	(0:14.51)	(0:12.00)	(0:12.60)	(0:12.59)	(0:11.93)	(0:11.29)		
12	16	MISSILE AWAY	5	62.9	0:11.56	1:27.77 [12]	1:12.88 [14]	1:00.56 [14]	0:47.88 [14]	0:35.84 [13]	0:23.70 [14]	0:35.84	+4
		Minonette Kennedy		400m	400m	(0:14.89)	(0:12.32)	(0:12.68)	(0:12.04)	(0:12.14)	(0:11.56)		
13	7	PARSIMONIOUS	6	61.6	0:11.83	1:27.86 [13]	1:13.54 [7]	1:01.45 [7]	0:48.81 [7]	0:36.38 [6]	0:24.12 [11]	0:36.38	+1
		Gabrielle Semmens		400m	400m	(0:14.32)	(0:12.09)	(0:12.64)	(0:12.43)	(0:12.26)	(0:11.83)		
14	17	RUBOS	9	62.5	0:11.69	1:27.96 [14]	1:13.38 [9]	1:01.17 [11]	0:48.60 [10]	0:36.24 [10]	0:24.08 [13]	0:36.24	+5
		Micheal Hellyer		600m	400m	(0:14.58)	(0:12.21)	(0:12.57)	(0:12.36)	(0:12.16)	(0:11.69)		

Scratched: Del Tito (#2), Warna (#9), Humid (#14)



Sunshine Coast QLD Professional  
Race 2: KAWANA WATERS HOTEL Maiden Plate - 1400m  
14 February 2025 - 18:09



Track Rating: Soft 6, Weather: Fine, Rail Position: +7m Entire

Section Field Times				200m 0:11.82 (0:11.82)		Last 600m 0:34.77			
Rank	TAB	Horse/Jockey	Barrier	Top Speed [km/h]	Fastest Section	Margin			Distance Travelled [m]
1	4	RHUVAAAL Cobi Vitler	4	66.7 400m	0:10.97 400m	0:11.46 [5] (0:11.46)	1:25.72		0:34.18
2	15	SOME STYLE Angela Jones	13	65.9 400m	0:11.14 400m	0:11.99 [2] (0:11.99)	1L		0:34.91 -1
3	12	SKIEDA Michael Rodd	8	65.8 400m	0:11.10 400m	0:11.92 [3] (0:11.92)	1.8L		0:34.88 -3
4	5	BEST COFFEE Ron Stewart	14	66.4 400m	0:11.06 400m	0:12.20 [1] (0:12.20)	2L		0:35.15 -1
5	13	FASHION FLASH Samantha Collett	3	65.3 400m	0:11.15 400m	0:12.00 [4] (0:12.00)	2.4L		0:35.04 -1
6	8	PERFECT DAWN Martin Harley	7	66.2 400m	0:11.15 400m	0:11.77 [7] (0:11.77)	3.7L		0:34.71 -2
7	11	SHOW ME THE STARS Dale Smith	2	64.3 600m	0:11.34 400m	0:12.24 [6] (0:12.24)	5.2L		0:35.29 -1
8	3	NAPA VALLEY Luke Dempsey	11	65.2 400m	0:11.15 400m	0:11.79 [9] (0:11.79)	5.4L		0:34.80 -1
9	6	ENIDZEL Jake Bayliss	10	64.9 400m	0:11.28 400m	0:12.03 [10] (0:12.03)	6.9L		0:35.23 +0
10	1	BENZINO Brodie Moffat	12	62.7 400m	0:11.57 400m	0:11.98 [11] (0:11.98)	7L		0:35.51 +1

Scratched: Del Tito (#2), Warna (#9), Humid (#14)



Sunshine Coast QLD Professional  
Race 2: KAWANA WATERS HOTEL Maiden Plate - 1400m  
14 February 2025 - 18:09



Track Rating: Soft 6, Weather: Fine, Rail Position: +7m Entire

Section		200m					Last 600m		
Field Times		0:11.82 (0:11.82)					0:34.77		
Rank	TAB	Horse/Jockey	Barrier	Top Speed [km/h]	Fastest Section	Margin		Distance Travelled [m]	
11	10	BEGORRA	1	64.8	0:11.29	0:12.49 [8]	9L	0:35.71	-2
		Damien Thornton		400m	400m	(0:12.49)			
12	16	MISSILE AWAY	5	62.9	0:11.56	0:12.14 [14]	11L	0:35.84	+4
		Minonette Kennedy		400m	400m	(0:12.14)			
13	7	PARSIMONIOUS	6	61.6	0:11.83	0:12.29 [13]	11.4L	0:36.38	+1
		Gabrielle Semmens		400m	400m	(0:12.29)			
14	17	RUBOS	9	62.5	0:11.69	0:12.39 [12]	11.9L	0:36.24	+5
		Micheal Hellyer		600m	400m	(0:12.39)			

Scratched: Del Tito (#2), Warna (#9), Humid (#14)



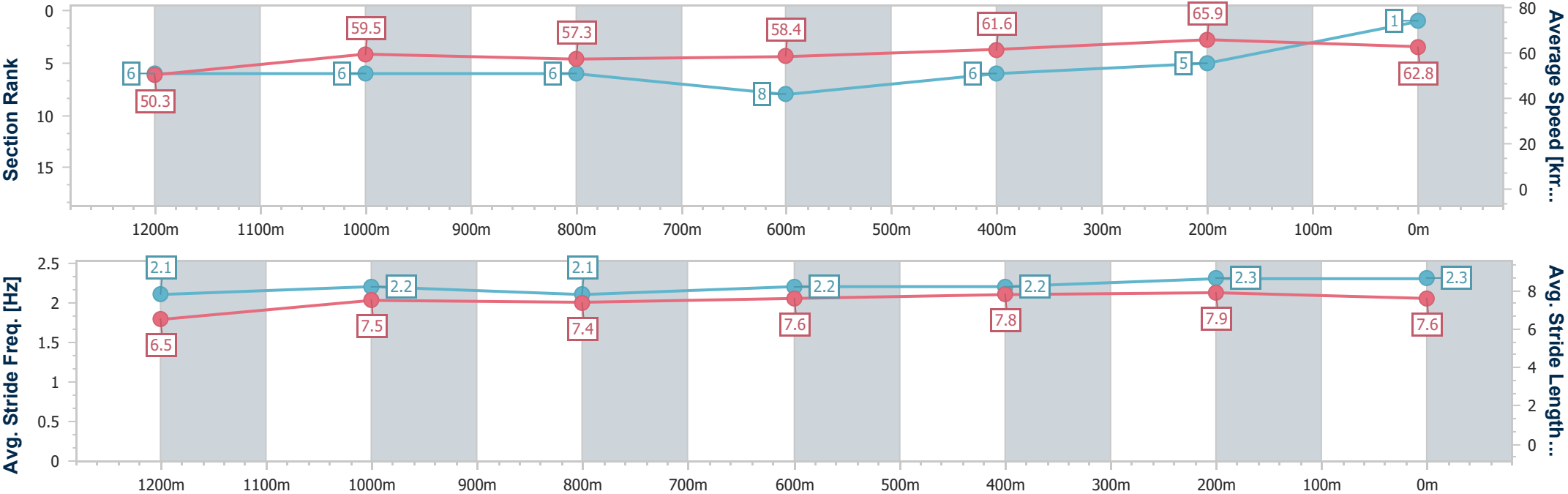
Horse/Jockey Name	Rhuvaal
Final Rank	1
Fastest Section Time (Section)	0:10.97 (400m)
Top Speed [km/h] (Section)	66.7 (400m)
Race State	Finished



Sunshine Coast QLD Professional  
Race 2: KAWANA WATERS HOTEL Maiden Plate - 1400m  
14 February 2025 - 18:09  
Track Rating: Soft 6, Weather: Fine, Rail Position: +7m Entire



Section	Overall	1200m	1000m	800m	600m	400m	200m						
Section Times	1:25.72 [1] (0:14.29)	1:11.43 [6] (0:12.11)	0:59.32 [6] (0:12.65)	0:46.67 [6] (0:12.49)	0:34.18 [8] (0:11.75)	0:22.43 [6] (0:10.97)	0:11.46 [5] (0:11.46)						
Average Speed [km/h]	50.3	59.5	57.3	58.4	61.6	65.9	62.8						
Top Speed [km/h]	62.8	61.6	59.5	59.3	65.3	66.7	64.8						
Avg. Dist. to Rail [m]	5.0	3.2	3.0	2.1	1.0	1.5	1.3						
Avg. Stride Freq. [Hz]	2.1	2.2	2.1	2.2	2.2	2.3	2.3						
Avg. Stride Length [m]	6.5	7.5	7.4	7.6	7.8	7.9	7.6						





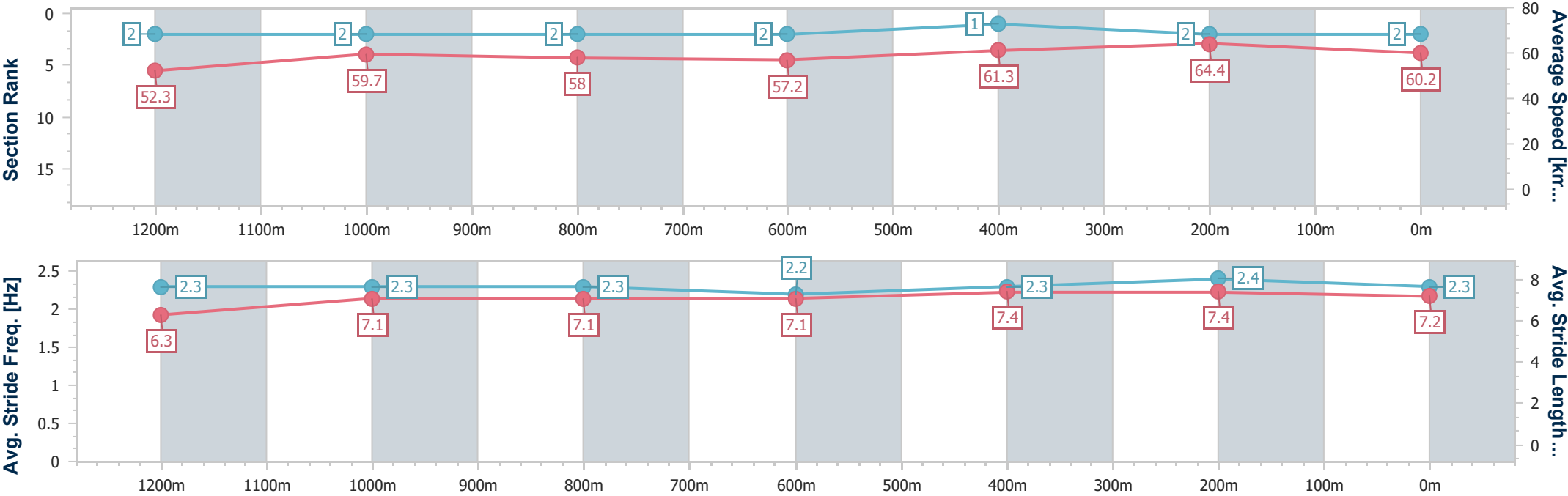
Horse/Jockey Name	Some Style
Final Rank	2
Fastest Section Time (Section)	0:11.14 (400m)
Top Speed [km/h] (Section)	65.9 (400m)
Race State	Finished



Sunshine Coast QLD Professional  
Race 2: KAWANA WATERS HOTEL Maiden Plate - 1400m  
14 February 2025 - 18:09  
Track Rating: Soft 6, Weather: Fine, Rail Position: +7m Entire



Section	Overall	1200m	1000m	800m	600m	400m	200m						
Section Times	1:25.93 [2] (0:13.79)	1:12.14 [2] (0:12.06)	1:00.08 [2] (0:12.53)	0:47.55 [2] (0:12.64)	0:34.91 [2] (0:11.78)	0:23.13 [1] (0:11.14)	0:11.99 [2] (0:11.99)						
Average Speed [km/h]	52.3	59.7	58.0	57.2	61.3	64.4	60.2						
Top Speed [km/h]	63.7	61.8	58.5	58.6	64.5	65.9	63.7						
Avg. Dist. to Rail [m]	9.8	3.2	2.7	1.3	0.4	0.4	0.6						
Avg. Stride Freq. [Hz]	2.3	2.3	2.3	2.2	2.3	2.4	2.3						
Avg. Stride Length [m]	6.3	7.1	7.1	7.1	7.4	7.4	7.2						





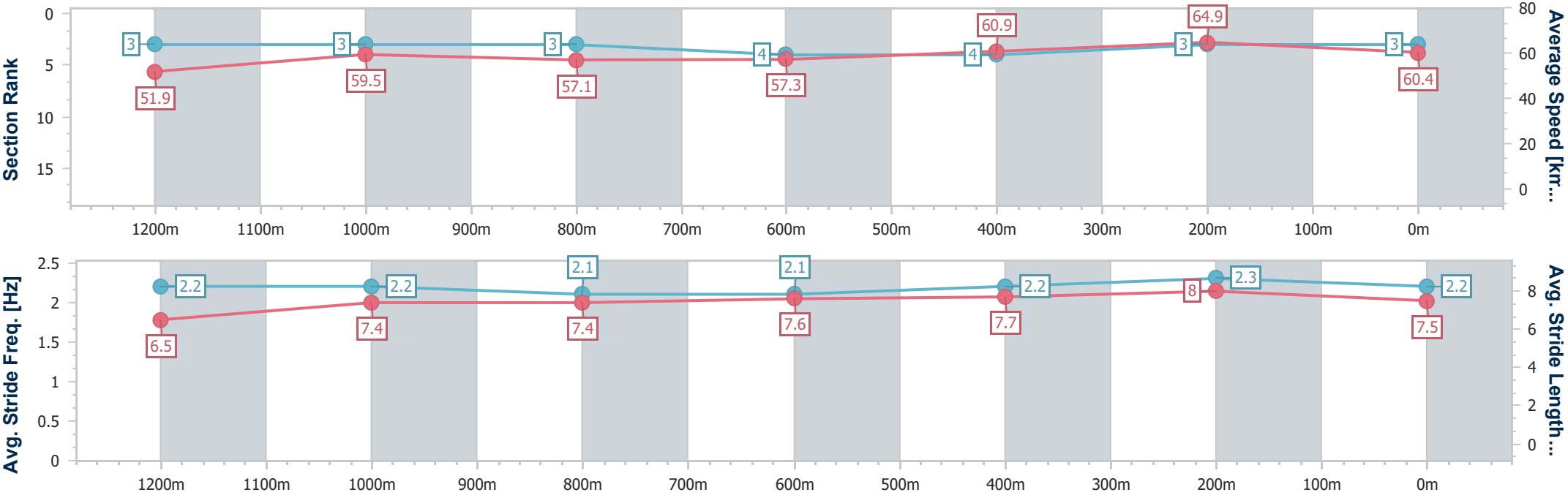
Horse/Jockey Name	Skieda
Final Rank	3
Fastest Section Time (Section)	0:11.10 (400m)
Top Speed [km/h] (Section)	65.8 (400m)
Race State	Finished



Sunshine Coast QLD Professional  
Race 2: KAWANA WATERS HOTEL Maiden Plate - 1400m  
14 February 2025 - 18:09  
Track Rating: Soft 6, Weather: Fine, Rail Position: +7m Entire



Section	Overall	1200m	1000m	800m	600m	400m	200m						
Section Times	1:26.07 [3] (0:13.84)	1:12.23 [3] (0:12.13)	1:00.10 [3] (0:12.64)	0:47.46 [3] (0:12.58)	0:34.88 [4] (0:11.86)	0:23.02 [4] (0:11.10)	0:11.92 [3] (0:11.92)						
Average Speed [km/h]	51.9	59.5	57.1	57.3	60.9	64.9	60.4						
Top Speed [km/h]	63.8	63.0	57.8	58.1	63.9	65.8	63.8						
Avg. Dist. to Rail [m]	7.3	2.6	2.2	0.5	1.1	4.5	5.3						
Avg. Stride Freq. [Hz]	2.2	2.2	2.1	2.1	2.2	2.3	2.2						
Avg. Stride Length [m]	6.5	7.4	7.4	7.6	7.7	8.0	7.5						







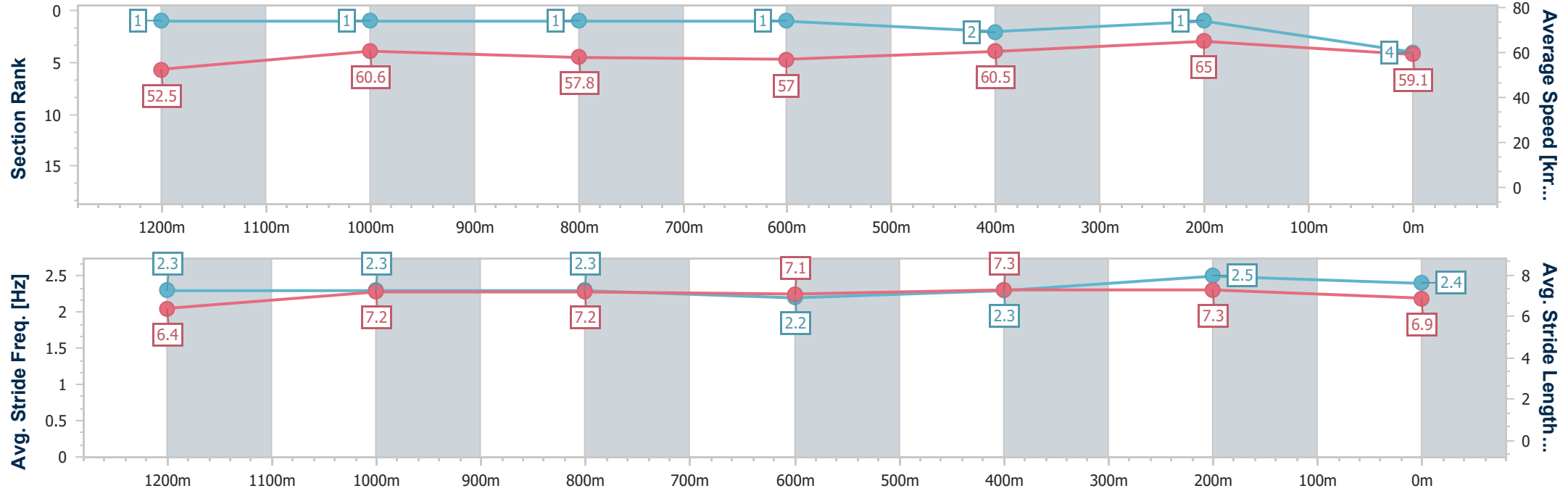
Horse/Jockey Name	Best Coffee
Final Rank	4
Fastest Section Time (Section)	0:11.06 (400m)
Top Speed [km/h] (Section)	66.4 (400m)
Race State	Finished



Sunshine Coast QLD Professional  
Race 2: KAWANA WATERS HOTEL Maiden Plate - 1400m  
14 February 2025 - 18:09  
Track Rating: Soft 6, Weather: Fine, Rail Position: +7m Entire



Section	Overall	1200m	1000m	800m	600m	400m	200m						
Section Times	1:26.10 [4] (0:13.77)	1:12.33 [1] (0:11.89)	1:00.44 [1] (0:12.56)	0:47.88 [1] (0:12.73)	0:35.15 [1] (0:11.89)	0:23.26 [2] (0:11.06)	0:12.20 [1] (0:12.20)						
Average Speed [km/h]	52.5	60.6	57.8	57.0	60.5	65.0	59.1						
Top Speed [km/h]	63.6	64.0	58.4	58.4	63.3	66.4	62.6						
Avg. Dist. to Rail [m]	12.4	4.7	2.8	1.6	0.4	1.8	0.6						
Avg. Stride Freq. [Hz]	2.3	2.3	2.3	2.2	2.3	2.5	2.4						
Avg. Stride Length [m]	6.4	7.2	7.2	7.1	7.3	7.3	6.9						



[ ] Ranking at each section and finish  
-.-.- No data available at this section  
NA No data available



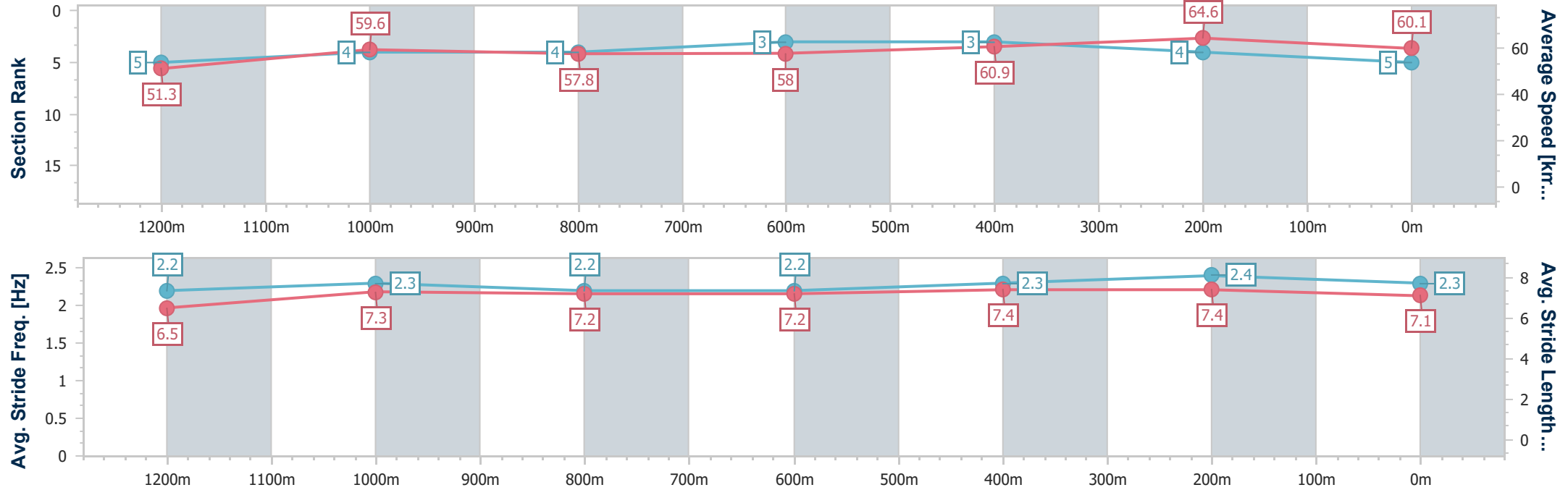
Horse/Jockey Name	Fashion Flash
Final Rank	5
Fastest Section Time (Section)	0:11.15 (400m)
Top Speed [km/h] (Section)	65.3 (400m)
Race State	Finished



Sunshine Coast QLD Professional  
Race 2: KAWANA WATERS HOTEL Maiden Plate - 1400m  
14 February 2025 - 18:09  
Track Rating: Soft 6, Weather: Fine, Rail Position: +7m Entire



Section	Overall	1200m	1000m	800m	600m	400m	200m						
Section Times	1:26.20 [5] (0:14.08)	1:12.12 [5] (0:12.05)	1:00.07 [4] (0:12.59)	0:47.48 [4] (0:12.44)	0:35.04 [3] (0:11.89)	0:23.15 [3] (0:11.15)	0:12.00 [4] (0:12.00)						
Average Speed [km/h]	51.3	59.6	57.8	58.0	60.9	64.6	60.1						
Top Speed [km/h]	61.9	62.2	58.7	58.7	62.6	65.3	63.6						
Avg. Dist. to Rail [m]	3.5	2.5	3.0	1.1	1.1	4.2	5.7						
Avg. Stride Freq. [Hz]	2.2	2.3	2.2	2.2	2.3	2.4	2.3						
Avg. Stride Length [m]	6.5	7.3	7.2	7.2	7.4	7.4	7.1						





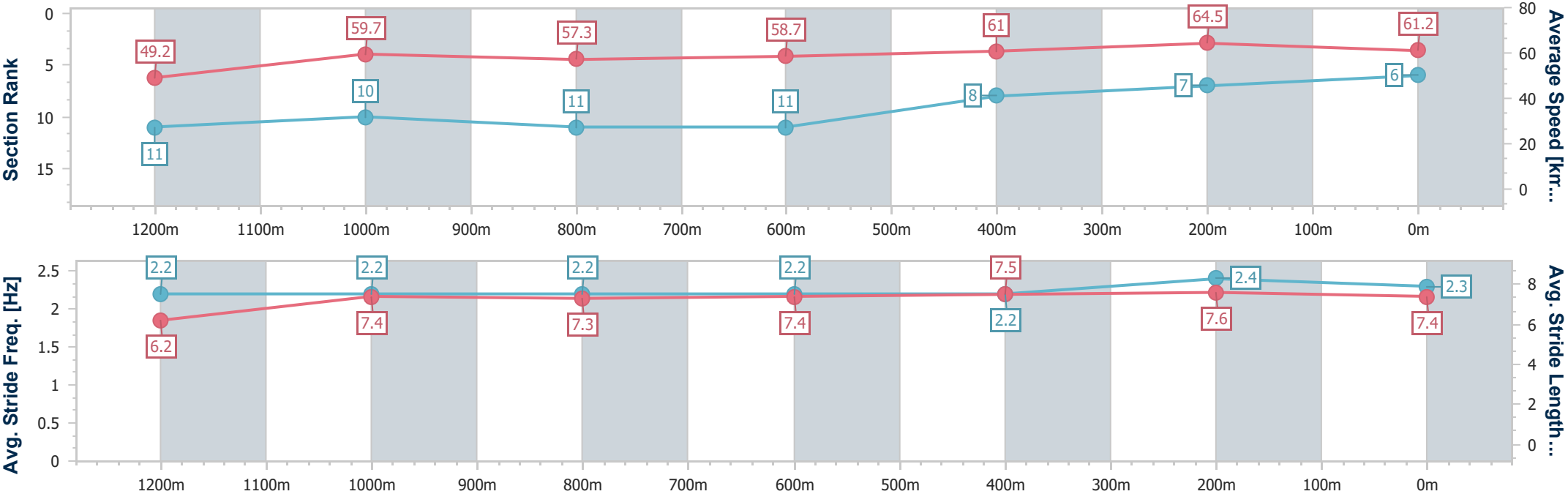
Horse/Jockey Name	Perfect Dawn
Final Rank	6
Fastest Section Time (Section)	0:11.15 (400m)
Top Speed [km/h] (Section)	66.2 (400m)
Race State	Finished



Sunshine Coast QLD Professional  
Race 2: KAWANA WATERS HOTEL Maiden Plate - 1400m  
14 February 2025 - 18:09  
Track Rating: Soft 6, Weather: Fine, Rail Position: +7m Entire



Section	Overall	1200m	1000m	800m	600m	400m	200m						
Section Times	1:26.44 [6] (0:14.62)	1:11.82 [11] (0:12.07)	0:59.75 [10] (0:12.67)	0:47.08 [11] (0:12.37)	0:34.71 [11] (0:11.79)	0:22.92 [8] (0:11.15)	0:11.77 [7] (0:11.77)						
Average Speed [km/h]	49.2	59.7	57.3	58.7	61.0	64.5	61.2						
Top Speed [km/h]	60.3	61.6	59.8	59.9	65.7	66.2	63.3						
Avg. Dist. to Rail [m]	7.3	4.1	3.4	1.2	0.4	1.8	3.3						
Avg. Stride Freq. [Hz]	2.2	2.2	2.2	2.2	2.2	2.4	2.3						
Avg. Stride Length [m]	6.2	7.4	7.3	7.4	7.5	7.6	7.4						





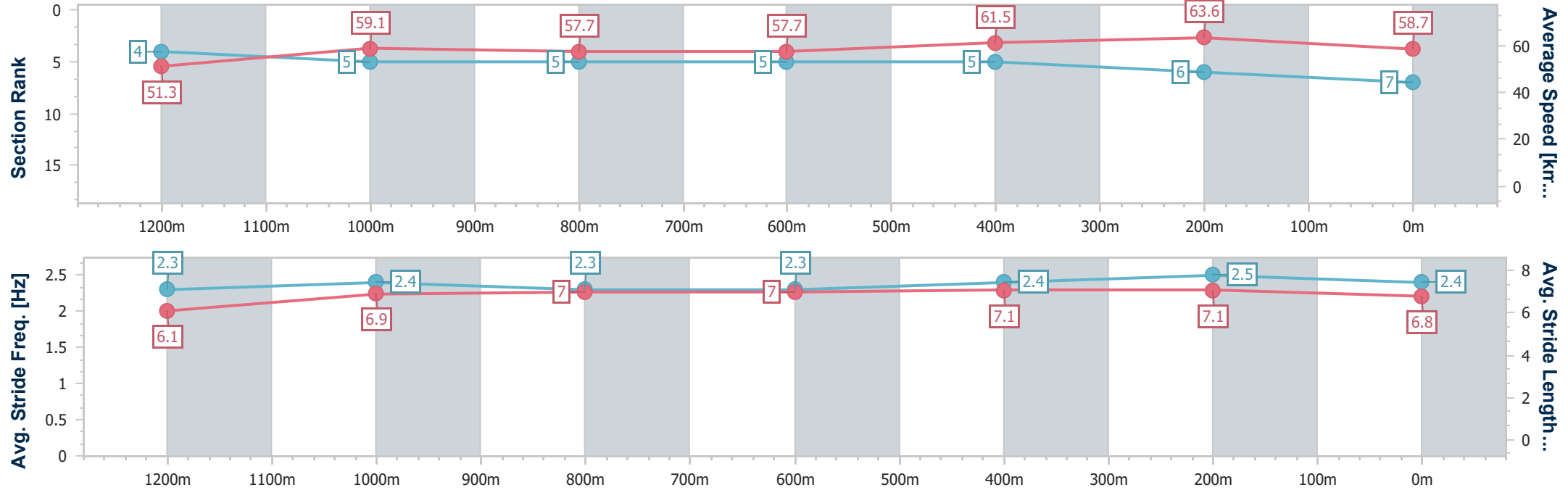
Horse/Jockey Name	Show Me The Stars
Final Rank	7
Fastest Section Time (Section)	0:11.34 (400m)
Top Speed [km/h] (Section)	64.3 (600m)
Race State	Finished



Sunshine Coast QLD Professional  
Race 2: KAWANA WATERS HOTEL Maiden Plate - 1400m  
14 February 2025 - 18:09  
Track Rating: Soft 6, Weather: Fine, Rail Position: +7m Entire



Section	Overall	1200m	1000m	800m	600m	400m	200m						
Section Times	1:26.72 [7] (0:14.04)	1:12.68 [4] (0:12.17)	1:00.51 [5] (0:12.61)	0:47.90 [5] (0:12.61)	0:35.29 [5] (0:11.71)	0:23.58 [5] (0:11.34)	0:12.24 [6] (0:12.24)						
Average Speed [km/h]	51.3	59.1	57.7	57.7	61.5	63.6	58.7						
Top Speed [km/h]	62.6	61.6	58.9	58.5	64.3	64.1	62.3						
Avg. Dist. to Rail [m]	3.3	3.3	3.1	1.9	0.5	1.2	1.7						
Avg. Stride Freq. [Hz]	2.3	2.4	2.3	2.3	2.4	2.5	2.4						
Avg. Stride Length [m]	6.1	6.9	7.0	7.0	7.1	7.1	6.8						





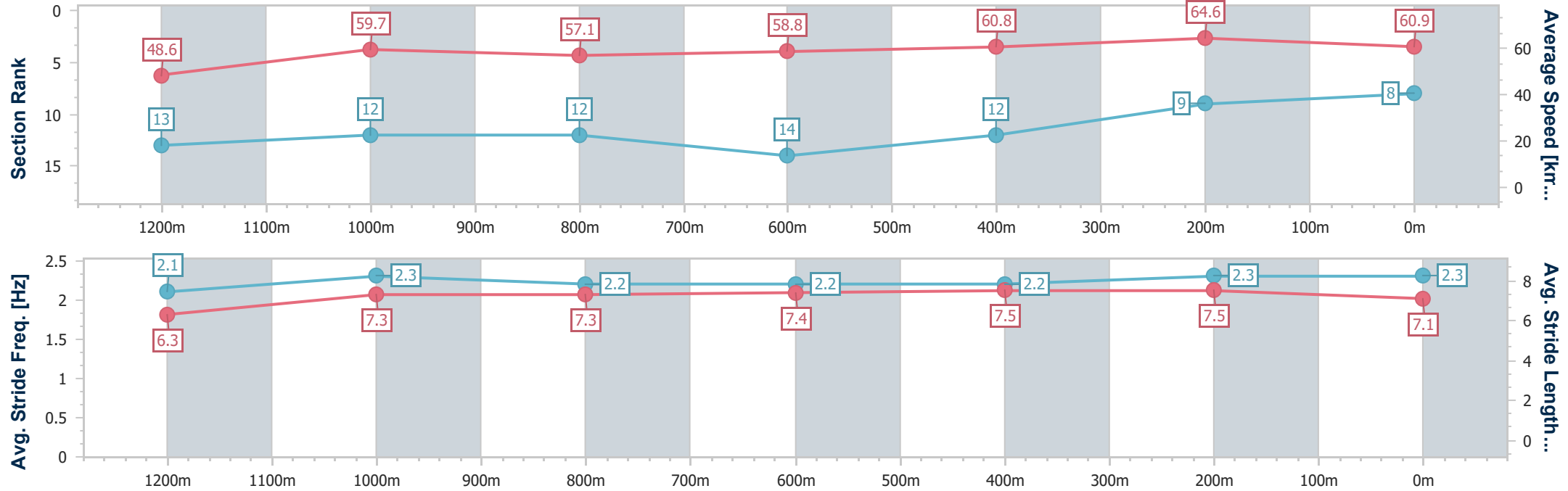
Horse/Jockey Name	Napa Valley
Final Rank	8
Fastest Section Time (Section)	0:11.15 (400m)
Top Speed [km/h] (Section)	65.2 (400m)
Race State	Finished



Sunshine Coast QLD Professional  
Race 2: KAWANA WATERS HOTEL Maiden Plate - 1400m  
14 February 2025 - 18:09  
Track Rating: Soft 6, Weather: Fine, Rail Position: +7m Entire



Section	Overall	1200m	1000m	800m	600m	400m	200m						
Section Times	1:26.78 [8] (0:14.82)	1:11.96 [13] (0:12.11)	0:59.85 [12] (0:12.67)	0:47.18 [12] (0:12.38)	0:34.80 [14] (0:11.86)	0:22.94 [12] (0:11.15)	0:11.79 [9] (0:11.79)						
Average Speed [km/h]	48.6	59.7	57.1	58.8	60.8	64.6	60.9						
Top Speed [km/h]	60.8	60.9	59.9	60.3	64.9	65.2	64.0						
Avg. Dist. to Rail [m]	8.4	3.7	3.2	1.8	0.3	2.1	3.0						
Avg. Stride Freq. [Hz]	2.1	2.3	2.2	2.2	2.2	2.3	2.3						
Avg. Stride Length [m]	6.3	7.3	7.3	7.4	7.5	7.5	7.1						



[ ] Ranking at each section and finish  
-.-.- No data available at this section  
NA No data available



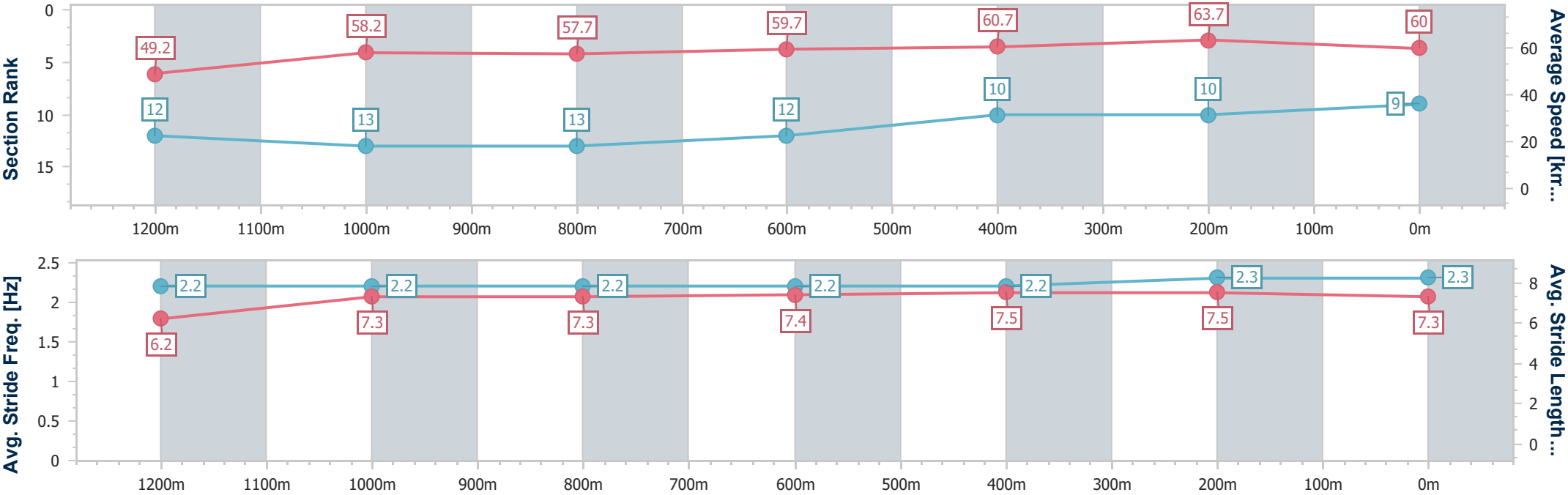
Horse/Jockey Name	Enidzel
Final Rank	9
Fastest Section Time (Section)	0:11.28 (400m)
Top Speed [km/h] (Section)	64.9 (400m)
Race State	Finished



Sunshine Coast QLD Professional  
Race 2: KAWANA WATERS HOTEL Maiden Plate - 1400m  
14 February 2025 - 18:09  
Track Rating: Soft 6, Weather: Fine, Rail Position: +7m Entire



Section	Overall	1200m	1000m	800m	600m	400m	200m						
Section Times	1:27.04 [9] (0:14.68)	1:12.36 [12] (0:12.37)	0:59.99 [13] (0:12.57)	0:47.42 [13] (0:12.19)	0:35.23 [12] (0:11.92)	0:23.31 [10] (0:11.28)	0:12.03 [10] (0:12.03)						
Average Speed [km/h]	49.2	58.2	57.7	59.7	60.7	63.7	60.0						
Top Speed [km/h]	59.8	60.0	60.0	61.1	64.3	64.9	63.1						
Avg. Dist. to Rail [m]	8.6	4.5	2.8	1.9	0.9	2.5	4.7						
Avg. Stride Freq. [Hz]	2.2	2.2	2.2	2.2	2.2	2.3	2.3						
Avg. Stride Length [m]	6.2	7.3	7.3	7.4	7.5	7.5	7.3						





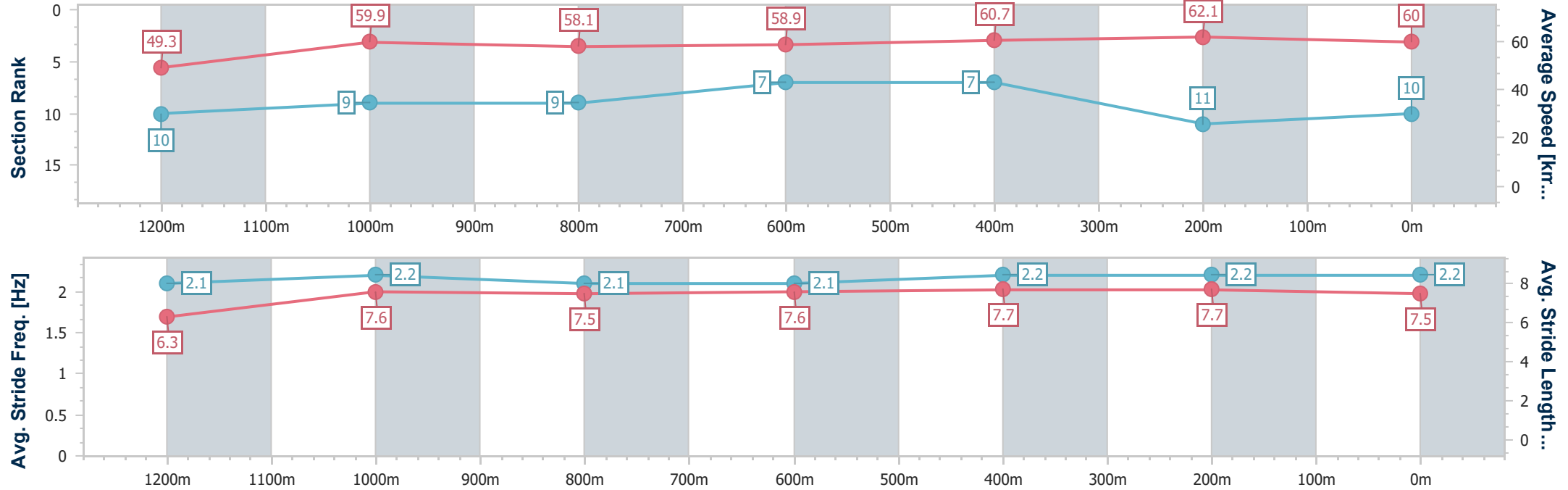
Horse/Jockey Name	Benzino
Final Rank	10
Fastest Section Time (Section)	0:11.57 (400m)
Top Speed [km/h] (Section)	62.7 (400m)
Race State	Finished



Sunshine Coast QLD Professional  
Race 2: KAWANA WATERS HOTEL Maiden Plate - 1400m  
14 February 2025 - 18:09  
Track Rating: Soft 6, Weather: Fine, Rail Position: +7m Entire



Section	Overall	1200m	1000m	800m	600m	400m	200m						
Section Times	1:27.04 [10] (0:14.61)	1:12.43 [10] (0:12.01)	1:00.42 [9] (0:12.57)	0:47.85 [9] (0:12.34)	0:35.51 [7] (0:11.96)	0:23.55 [7] (0:11.57)	0:11.98 [11] (0:11.98)						
Average Speed [km/h]	49.3	59.9	58.1	58.9	60.7	62.1	60.0						
Top Speed [km/h]	60.4	61.2	58.9	60.5	62.2	62.7	61.9						
Avg. Dist. to Rail [m]	10.9	6.1	5.1	2.1	1.0	4.0	7.3						
Avg. Stride Freq. [Hz]	2.1	2.2	2.1	2.1	2.2	2.2	2.2						
Avg. Stride Length [m]	6.3	7.6	7.5	7.6	7.7	7.7	7.5						





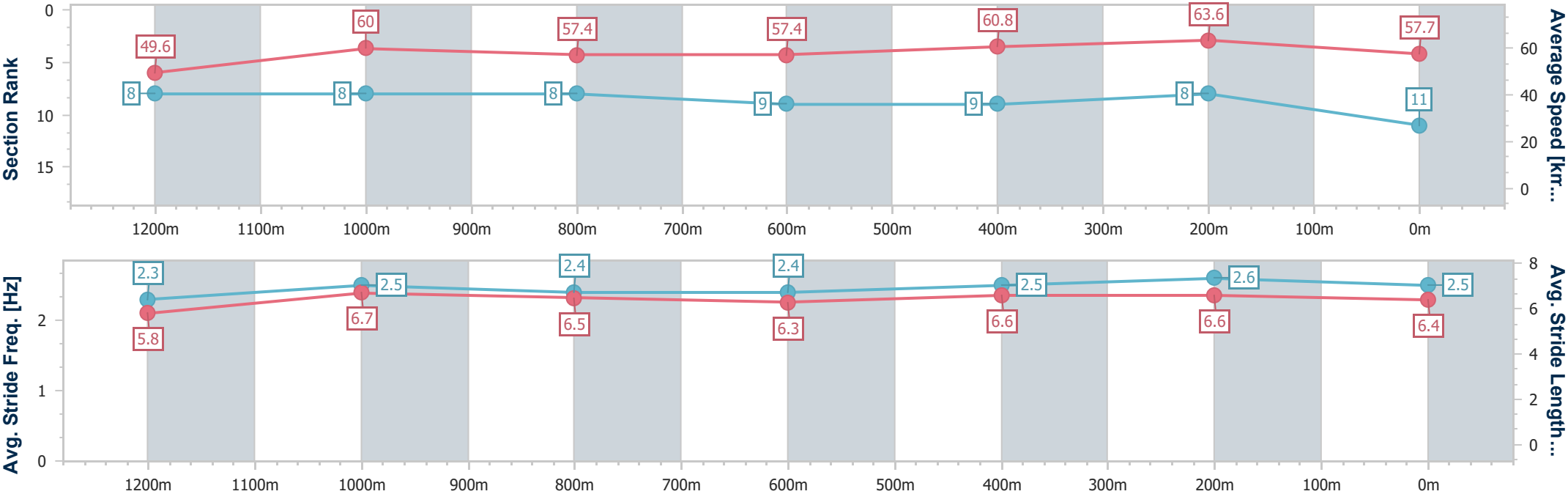
Horse/Jockey Name	Begorra
Final Rank	11
Fastest Section Time (Section)	0:11.29 (400m)
Top Speed [km/h] (Section)	64.8 (400m)
Race State	Finished



Sunshine Coast QLD Professional  
Race 2: KAWANA WATERS HOTEL Maiden Plate - 1400m  
14 February 2025 - 18:09  
Track Rating: Soft 6, Weather: Fine, Rail Position: +7m Entire



Section	Overall	1200m	1000m	800m	600m	400m	200m						
Section Times	1:27.41 [11] (0:14.51)	1:12.90 [8] (0:12.00)	1:00.90 [8] (0:12.60)	0:48.30 [8] (0:12.59)	0:35.71 [9] (0:11.93)	0:23.78 [9] (0:11.29)	0:12.49 [8] (0:12.49)						
Average Speed [km/h]	49.6	60.0	57.4	57.4	60.8	63.6	57.7						
Top Speed [km/h]	61.8	62.1	58.7	58.7	64.0	64.8	61.7						
Avg. Dist. to Rail [m]	2.0	1.5	1.3	0.7	0.9	3.0	3.2						
Avg. Stride Freq. [Hz]	2.3	2.5	2.4	2.4	2.5	2.6	2.5						
Avg. Stride Length [m]	5.8	6.7	6.5	6.3	6.6	6.6	6.4						







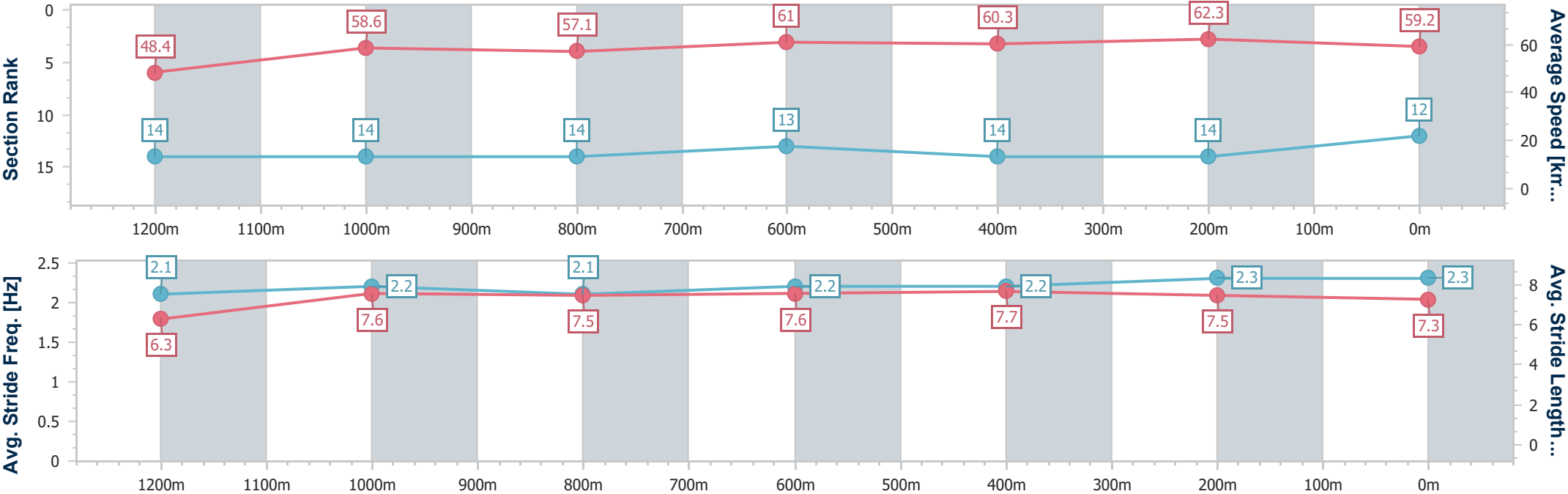
Horse/Jockey Name	Missile Away
Final Rank	12
Fastest Section Time (Section)	0:11.56 (400m)
Top Speed [km/h] (Section)	62.9 (400m)
Race State	Finished



Sunshine Coast QLD Professional  
Race 2: KAWANA WATERS HOTEL Maiden Plate - 1400m  
14 February 2025 - 18:09  
Track Rating: Soft 6, Weather: Fine, Rail Position: +7m Entire



Section	Overall	1200m	1000m	800m	600m	400m	200m						
Section Times	1:27.77 [12] (0:14.89)	1:12.88 [14] (0:12.32)	1:00.56 [14] (0:12.68)	0:47.88 [14] (0:12.04)	0:35.84 [13] (0:12.14)	0:23.70 [14] (0:11.56)	0:12.14 [14] (0:12.14)						
Average Speed [km/h]	48.4	58.6	57.1	61.0	60.3	62.3	59.2						
Top Speed [km/h]	60.2	59.6	61.1	62.1	62.0	62.9	61.6						
Avg. Dist. to Rail [m]	5.3	3.1	3.1	3.2	2.9	8.0	7.6						
Avg. Stride Freq. [Hz]	2.1	2.2	2.1	2.2	2.2	2.3	2.3						
Avg. Stride Length [m]	6.3	7.6	7.5	7.6	7.7	7.5	7.3						





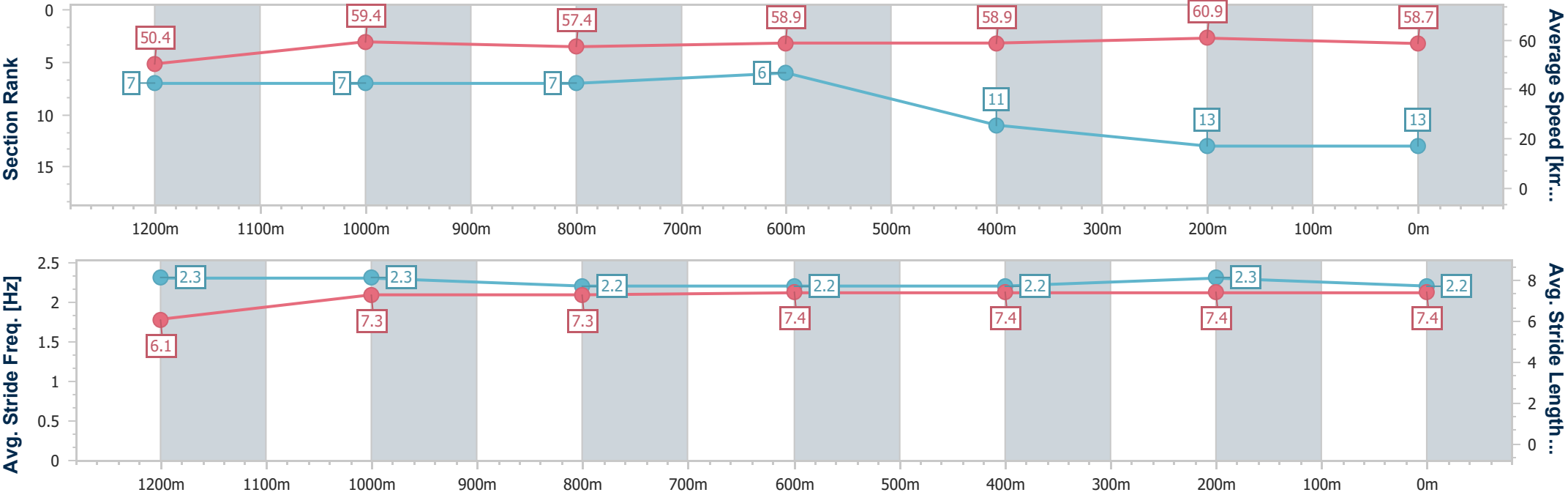
Horse/Jockey Name	Parsimonious
Final Rank	13
Fastest Section Time (Section)	0:11.83 (400m)
Top Speed [km/h] (Section)	61.6 (400m)
Race State	Finished



Sunshine Coast QLD Professional  
Race 2: KAWANA WATERS HOTEL Maiden Plate - 1400m  
14 February 2025 - 18:09  
Track Rating: Soft 6, Weather: Fine, Rail Position: +7m Entire



Section	Overall	1200m	1000m	800m	600m	400m	200m						
Section Times	1:27.86 [13] (0:14.32)	1:13.54 [7] (0:12.09)	1:01.45 [7] (0:12.64)	0:48.81 [7] (0:12.43)	0:36.38 [6] (0:12.26)	0:24.12 [11] (0:11.83)	0:12.29 [13] (0:12.29)						
Average Speed [km/h]	50.4	59.4	57.4	58.9	58.9	60.9	58.7						
Top Speed [km/h]	61.2	60.9	60.2	60.0	60.1	61.6	60.6						
Avg. Dist. to Rail [m]	6.9	4.0	3.8	2.3	1.0	2.9	2.5						
Avg. Stride Freq. [Hz]	2.3	2.3	2.2	2.2	2.2	2.3	2.2						
Avg. Stride Length [m]	6.1	7.3	7.3	7.4	7.4	7.4	7.4						





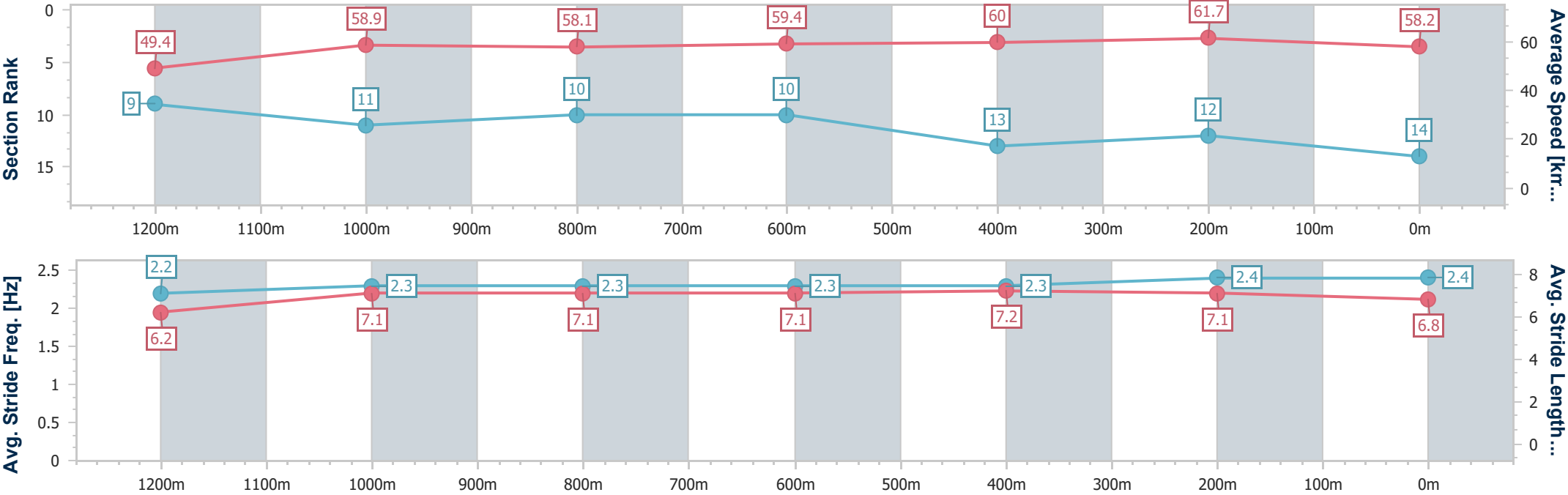
Horse/Jockey Name	Rubos
Final Rank	14
Fastest Section Time (Section)	0:11.69 (400m)
Top Speed [km/h] (Section)	62.5 (600m)
Race State	Finished



Sunshine Coast QLD Professional  
Race 2: KAWANA WATERS HOTEL Maiden Plate - 1400m  
14 February 2025 - 18:09  
Track Rating: Soft 6, Weather: Fine, Rail Position: +7m Entire



Section	Overall	1200m	1000m	800m	600m	400m	200m						
Section Times	1:27.96 [14] (0:14.58)	1:13.38 [9] (0:12.21)	1:01.17 [11] (0:12.57)	0:48.60 [10] (0:12.36)	0:36.24 [10] (0:12.16)	0:24.08 [13] (0:11.69)	0:12.39 [12] (0:12.39)						
Average Speed [km/h]	49.4	58.9	58.1	59.4	60.0	61.7	58.2						
Top Speed [km/h]	60.0	59.9	59.6	60.8	62.5	62.2	60.3						
Avg. Dist. to Rail [m]	8.6	5.0	4.4	3.5	2.5	4.4	5.1						
Avg. Stride Freq. [Hz]	2.2	2.3	2.3	2.3	2.3	2.4	2.4						
Avg. Stride Length [m]	6.2	7.1	7.1	7.1	7.2	7.1	6.8						





Sunshine Coast QLD Professional  
Race 3: KAWANA RUGBY LEAGUE - JUNIORS & SENIORS Maiden Plate  
- 1400m

14 February 2025 - 18:39



Track Rating: Soft 6, Weather: Fine, Rail Position: +7m Entire

Section						Overall	1200m	1000m	800m	600m	400m	Last 600m	
Field Times						1:25.32 (0:13.92)	1:11.40 (0:11.15)	1:00.25 (0:12.14)	0:48.11 (0:12.40)	0:35.71 (0:12.15)	0:23.56 (0:11.71)	0:35.71	
Rank	TAB	Horse/Jockey	Barrier	Top Speed [km/h]	Fastest Section								Distance Travelled [m]
1	11	PROMISCUOUS GIRL	3	64.1	0:11.45	1:25.32 [1]	1:11.13 [5]	0:59.59 [5]	0:47.47 [4]	0:35.10 [4]	0:23.20 [4]	0:35.10	
		Boris Thornton		Overall	400m	(0:14.19)	(0:11.54)	(0:12.12)	(0:12.37)	(0:11.90)	(0:11.45)		
2	10	MY MISCHKA	7	65.7	0:11.15	1:25.34 [2]	1:11.42 [1]	1:00.27 [1]	0:48.13 [1]	0:35.73 [1]	0:23.58 [1]	0:35.73 -1	
		Jace McMurray		1200m	1200m	(0:13.92)	(0:11.15)	(0:12.14)	(0:12.40)	(0:12.15)	(0:11.71)		
3	13	GAGNANTE ENCHERE	10	67.0	0:11.29	1:25.70 [3]	1:11.69 [3]	1:00.40 [3]	0:48.07 [3]	0:35.72 [3]	0:23.72 [2]	0:35.72 +3	
		Jim Byrne		Overall	1200m	(0:14.01)	(0:11.29)	(0:12.33)	(0:12.35)	(0:12.00)	(0:11.50)		
4	5	DUKEDOM	6	64.1	0:11.53	1:25.83 [4]	1:11.74 [4]	1:00.15 [4]	0:47.89 [5]	0:35.58 [5]	0:23.63 [5]	0:35.58 +3	
		Jake Bayliss		Overall	400m	(0:14.09)	(0:11.59)	(0:12.26)	(0:12.31)	(0:11.95)	(0:11.53)		
5	8	INVISIBLE TARGET	2	64.4	0:11.51	1:25.93 [5]	1:11.46 [10]	0:59.95 [8]	0:47.77 [6]	0:35.51 [6]	0:23.59 [6]	0:35.51 -1	
		Bailey Wheeler		1200m	1200m	(0:14.47)	(0:11.51)	(0:12.18)	(0:12.26)	(0:11.92)	(0:11.63)		
6	3	OUT OF LUCK	9	65.1	0:11.49	1:25.93 [6]	1:11.03 [12]	0:59.54 [11]	0:47.19 [11]	0:35.07 [10]	0:23.48 [7]	0:35.07 -8	
		Samantha Collett		1200m	1200m	(0:14.90)	(0:11.49)	(0:12.35)	(0:12.12)	(0:11.59)	(0:11.61)		
7	6	HENLEY ROOM	8	63.5	0:11.60	1:26.31 [7]	1:12.00 [7]	1:00.36 [7]	0:48.03 [7]	0:35.77 [7]	0:23.81 [9]	0:35.77 +5	
		Michael Rodd		Overall	400m	(0:14.31)	(0:11.64)	(0:12.33)	(0:12.26)	(0:11.96)	(0:11.60)		
8	12	ARTISTIC TOUCH	12	62.9	0:11.73	1:26.77 [8]	1:12.50 [6]	1:00.72 [9]	0:48.41 [8]	0:36.07 [9]	0:24.19 [10]	0:36.07 +5	
		Micheal Hellyer		1200m	400m	(0:14.27)	(0:11.78)	(0:12.31)	(0:12.34)	(0:11.88)	(0:11.73)		
9	1	CROC FIGHT	13	62.2	0:11.73	1:26.90 [9]	1:12.27 [11]	1:00.41 [12]	0:47.99 [12]	0:35.73 [12]	0:23.92 [12]	0:35.73 +3	
		Gabrielle Semmens		400m	400m	(0:14.63)	(0:11.86)	(0:12.42)	(0:12.26)	(0:11.81)	(0:11.73)		
10	14	PUJITA	4	64.4	0:11.53	1:26.91 [10]	1:12.51 [8]	1:00.98 [6]	0:48.53 [9]	0:36.29 [8]	0:24.43 [8]	0:36.29 +2	
		Kyle Wilson-Taylor		1200m	1200m	(0:14.40)	(0:11.53)	(0:12.45)	(0:12.24)	(0:11.86)	(0:11.86)		

Scratched: Il Patrigno (#7), Gartan (#2), Murmurs (#9)

Report Created: Fri 14 February 2025 19:20 GMT+ (Note: Timing is based on position data)

Page 1/17

[ ] Ranking at each section and finish  
-:-:- No data available at this section  
NA No data available

SCN Saddle cloth number  
DNF Did not finish  
DNT Did not track

data processed by TRIPLESDATA



Sunshine Coast QLD Professional  
Race 3: KAWANA RUGBY LEAGUE - JUNIORS & SENIORS Maiden Plate  
- 1400m  
14 February 2025 - 18:39



Track Rating: Soft 6, Weather: Fine, Rail Position: +7m Entire

Section						Overall	1200m	1000m	800m	600m	400m	Last 600m	
Field Times						1:25.32 (0:13.92)	1:11.40 (0:11.15)	1:00.25 (0:12.14)	0:48.11 (0:12.40)	0:35.71 (0:12.15)	0:23.56 (0:11.71)	0:35.71	
Rank	TAB	Horse/Jockey	Barrier	Top Speed [km/h]	Fastest Section								Distance Travelled [m]
11	4	SAINTS WATER	11	66.8	0:11.15	1:26.93 [11]	1:12.99 [2]	1:01.84 [2]	0:49.68 [2]	0:37.18 [2]	0:24.88 [3]	0:37.18	+4
		Nathan Thomas		1200m	1200m	(0:13.94)	(0:11.15)	(0:12.16)	(0:12.50)	(0:12.30)	(0:12.23)		
12	15	TSZYUYA	5	63.3	0:11.71	1:26.98 [12]	1:12.52 [9]	1:00.71 [10]	0:48.35 [10]	0:36.12 [10]	0:24.22 [11]	0:36.12	+3
		Angela Jones		400m	400m	(0:14.46)	(0:11.81)	(0:12.36)	(0:12.23)	(0:11.90)	(0:11.71)		
13	16	THE MERCHANT	1	62.8	0:11.72	1:29.90 [13]	1:14.95 [13]	1:03.23 [13]	0:50.79 [13]	0:38.46 [13]	0:26.32 [13]	0:38.46	+4
		Minonette Kennedy		1200m	1200m	(0:14.95)	(0:11.72)	(0:12.44)	(0:12.33)	(0:12.14)	(0:12.38)		

Scratched: Il Patrigno (#7), Gartan (#2), Murmurs (#9)



Sunshine Coast QLD Professional  
Race 3: KAWANA RUGBY LEAGUE - JUNIORS & SENIORS Maiden Plate  
- 1400m

14 February 2025 - 18:39



Track Rating: Soft 6, Weather: Fine, Rail Position: +7m Entire

Section						200m				Last 600m
Field Times						0:11.85 (0:11.85)				0:35.71
Rank	TAB	Horse/Jockey	Barrier	Top Speed [km/h]	Fastest Section	Margin				Distance Travelled [m]
1	11	PROMISCUOUS GIRL	3	64.1	0:11.45	0:11.75 [3]	1:25.32			0:35.10
		Boris Thornton		Overall	400m	(0:11.75)				
2	10	MY MISCHKA	7	65.7	0:11.15	0:11.87 [1]	0.1L			0:35.73 -1
		Jace McMurray		1200m	1200m	(0:11.87)				
3	13	GAGNANTE ENCHERE	10	67.0	0:11.29	0:12.22 [2]	2.1L			0:35.72 +3
		Jim Byrne		Overall	1200m	(0:12.22)				
4	5	DUKEDOM	6	64.1	0:11.53	0:12.10 [4]	2.9L			0:35.58 +3
		Jake Bayliss		Overall	400m	(0:12.10)				
5	8	INVISIBLE TARGET	2	64.4	0:11.51	0:11.96 [5]	3.3L			0:35.51 -1
		Bailey Wheeler		1200m	1200m	(0:11.96)				
6	3	OUT OF LUCK	9	65.1	0:11.49	0:11.87 [6]	3.4L			0:35.07 -8
		Samantha Collett		1200m	1200m	(0:11.87)				
7	6	HENLEY ROOM	8	63.5	0:11.60	0:12.21 [7]	5.4L			0:35.77 +5
		Michael Rodd		Overall	400m	(0:12.21)				
8	12	ARTISTIC TOUCH	12	62.9	0:11.73	0:12.46 [9]	7.9L			0:36.07 +5
		Micheal Hellyer		1200m	400m	(0:12.46)				
9	1	CROC FIGHT	13	62.2	0:11.73	0:12.19 [12]	8.7L			0:35.73 +3
		Gabrielle Semmens		400m	400m	(0:12.19)				
10	14	PUJITA	4	64.4	0:11.53	0:12.57 [10]	8.8L			0:36.29 +2
		Kyle Wilson-Taylor		1200m	1200m	(0:12.57)				

Scratched: Il Patrigno (#7), Gartan (#2), Murmurs (#9)



Sunshine Coast QLD Professional  
Race 3: KAWANA RUGBY LEAGUE - JUNIORS & SENIORS Maiden Plate  
- 1400m  
14 February 2025 - 18:39



Track Rating: Soft 6, Weather: Fine, Rail Position: +7m Entire

Section		200m						Last 600m	
Field Times		0:11.85 (0:11.85)						0:35.71	
Rank	TAB	Horse/Jockey	Barrier	Top Speed [km/h]	Fastest Section	Margin			Distance Travelled [m]
11	4	SAINTS WATER	11	66.8	0:11.15	0:12.65 [8]	8.9L		0:37.18 +4
		Nathan Thomas		1200m	1200m	(0:12.65)			
12	15	TSZYUYA	5	63.3	0:11.71	0:12.51 [11]	9.1L		0:36.12 +3
		Angela Jones		400m	400m	(0:12.51)			
13	16	THE MERCHANT	1	62.8	0:11.72	0:13.94 [13]	26.1L		0:38.46 +4
		Minonette Kennedy		1200m	1200m	(0:13.94)			

Scratched: Il Patrigno (#7), Gartan (#2), Murmurs (#9)



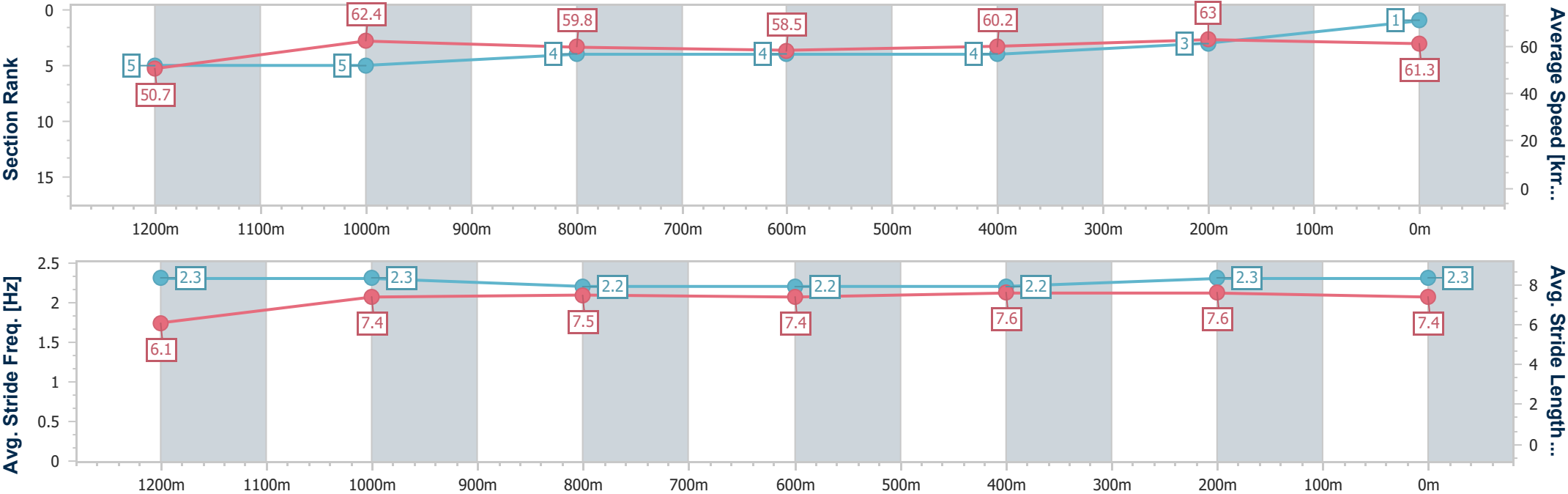
Horse/Jockey Name	Promiscuous Girl
Final Rank	1
Fastest Section Time (Section)	0:11.45 (400m)
Top Speed [km/h] (Section)	64.1 (Overall)
Race State	Finished



Sunshine Coast QLD Professional  
Race 3: KAWANA RUGBY LEAGUE - JUNIORS & SENIORS  
Maiden Plate - 1400m  
14 February 2025 - 18:39  
Track Rating: Soft 6, Weather: Fine, Rail Position: +7m Entire



Section	Overall	1200m	1000m	800m	600m	400m	200m						
Section Times	1:25.32 [1] (0:14.19)	1:11.13 [5] (0:11.54)	0:59.59 [5] (0:12.12)	0:47.47 [4] (0:12.37)	0:35.10 [4] (0:11.90)	0:23.20 [4] (0:11.45)	0:11.75 [3] (0:11.75)						
Average Speed [km/h]	50.7	62.4	59.8	58.5	60.2	63.0	61.3						
Top Speed [km/h]	64.1	64.0	61.2	59.8	61.9	64.0	63.0						
Avg. Dist. to Rail [m]	3.7	2.7	2.3	1.0	0.5	1.1	2.2						
Avg. Stride Freq. [Hz]	2.3	2.3	2.2	2.2	2.2	2.3	2.3						
Avg. Stride Length [m]	6.1	7.4	7.5	7.4	7.6	7.6	7.4						







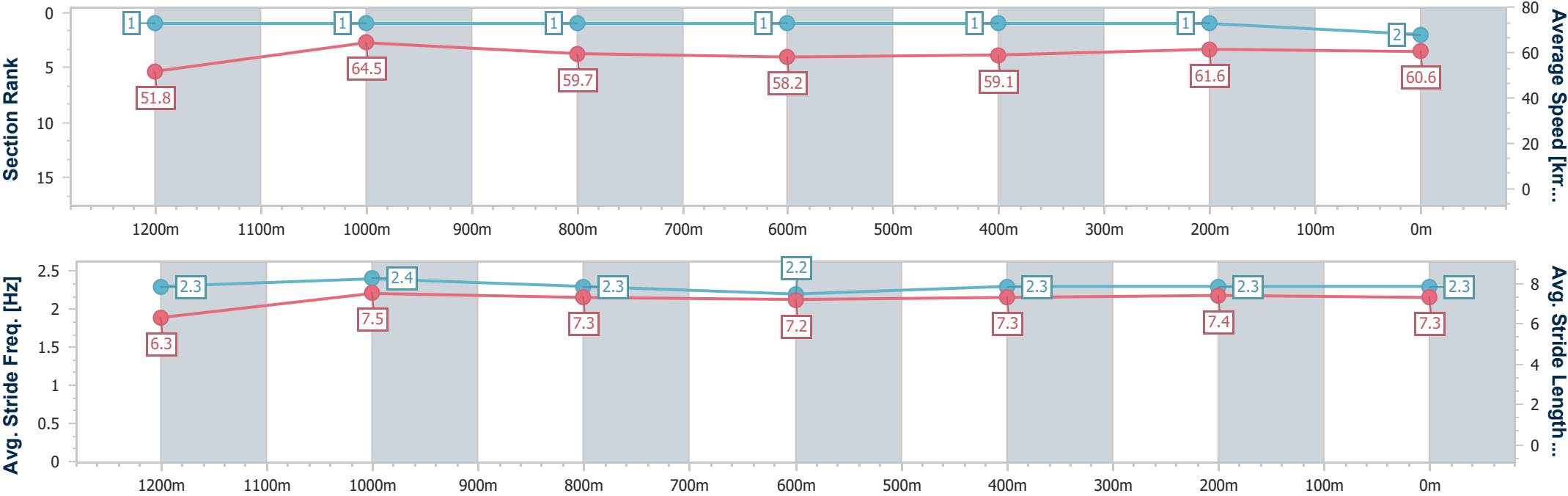
Horse/Jockey Name	My Mischka
Final Rank	2
Fastest Section Time (Section)	0:11.15 (1200m)
Top Speed [km/h] (Section)	65.7 (1200m)
Race State	Finished



Sunshine Coast QLD Professional  
Race 3: KAWANA RUGBY LEAGUE - JUNIORS & SENIORS  
Maiden Plate - 1400m  
14 February 2025 - 18:39  
Track Rating: Soft 6, Weather: Fine, Rail Position: +7m Entire



Section	Overall	1200m	1000m	800m	600m	400m	200m						
Section Times	1:25.34 [2] (0:13.92)	1:11.42 [1] (0:11.15)	1:00.27 [1] (0:12.14)	0:48.13 [1] (0:12.40)	0:35.73 [1] (0:12.15)	0:23.58 [1] (0:11.71)	0:11.87 [1] (0:11.87)						
Average Speed [km/h]	51.8	64.5	59.7	58.2	59.1	61.6	60.6						
Top Speed [km/h]	64.9	65.7	62.4	58.9	59.9	62.6	62.0						
Avg. Dist. to Rail [m]	7.9	3.3	2.1	0.8	0.9	0.8	3.6						
Avg. Stride Freq. [Hz]	2.3	2.4	2.3	2.2	2.3	2.3	2.3						
Avg. Stride Length [m]	6.3	7.5	7.3	7.2	7.3	7.4	7.3						



- [ ] Ranking at each section and finish
- .-.- No data available at this section
- NA No data available



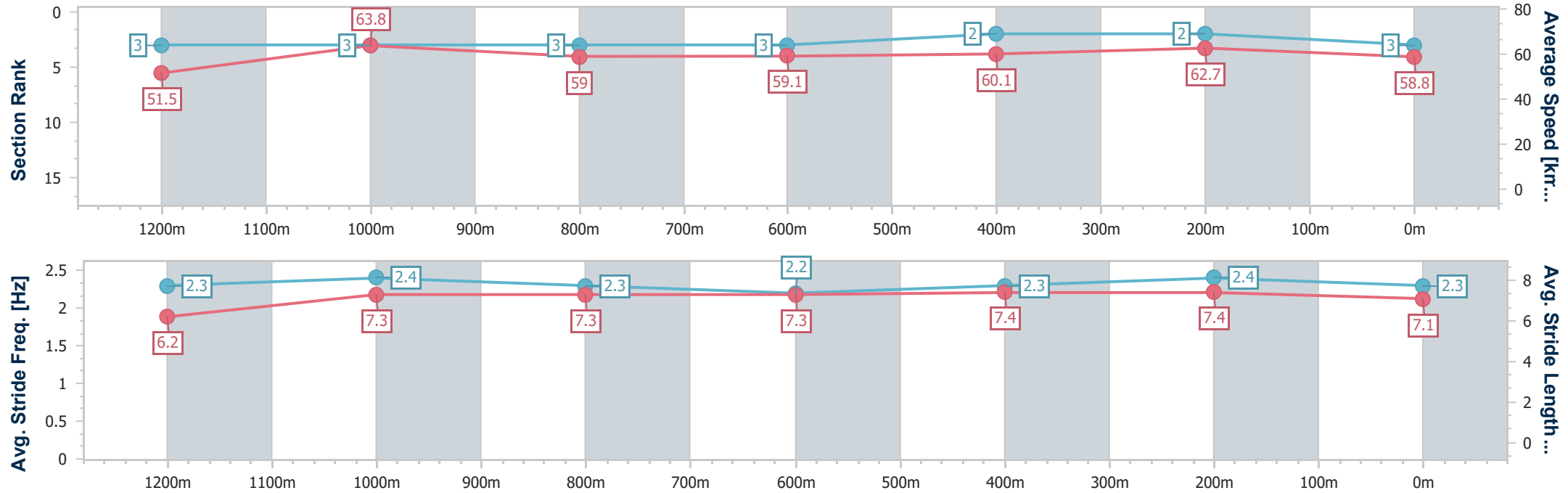
Horse/Jockey Name	Gagnante Enchere
Final Rank	3
Fastest Section Time (Section)	0:11.29 (1200m)
Top Speed [km/h] (Section)	67.0 (Overall)
Race State	Finished



Sunshine Coast QLD Professional  
Race 3: KAWANA RUGBY LEAGUE - JUNIORS & SENIORS  
Maiden Plate - 1400m  
14 February 2025 - 18:39  
Track Rating: Soft 6, Weather: Fine, Rail Position: +7m Entire



Section	Overall	1200m	1000m	800m	600m	400m	200m						
Section Times	1:25.70 [3] (0:14.01)	1:11.69 [3] (0:11.29)	1:00.40 [3] (0:12.33)	0:48.07 [3] (0:12.35)	0:35.72 [3] (0:12.00)	0:23.72 [2] (0:11.50)	0:12.22 [2] (0:12.22)						
Average Speed [km/h]	51.5	63.8	59.0	59.1	60.1	62.7	58.8						
Top Speed [km/h]	67.0	66.6	61.8	59.6	62.2	63.8	61.8						
Avg. Dist. to Rail [m]	10.3	5.2	3.7	2.1	0.4	1.3	4.3						
Avg. Stride Freq. [Hz]	2.3	2.4	2.3	2.2	2.3	2.4	2.3						
Avg. Stride Length [m]	6.2	7.3	7.3	7.3	7.4	7.4	7.1						





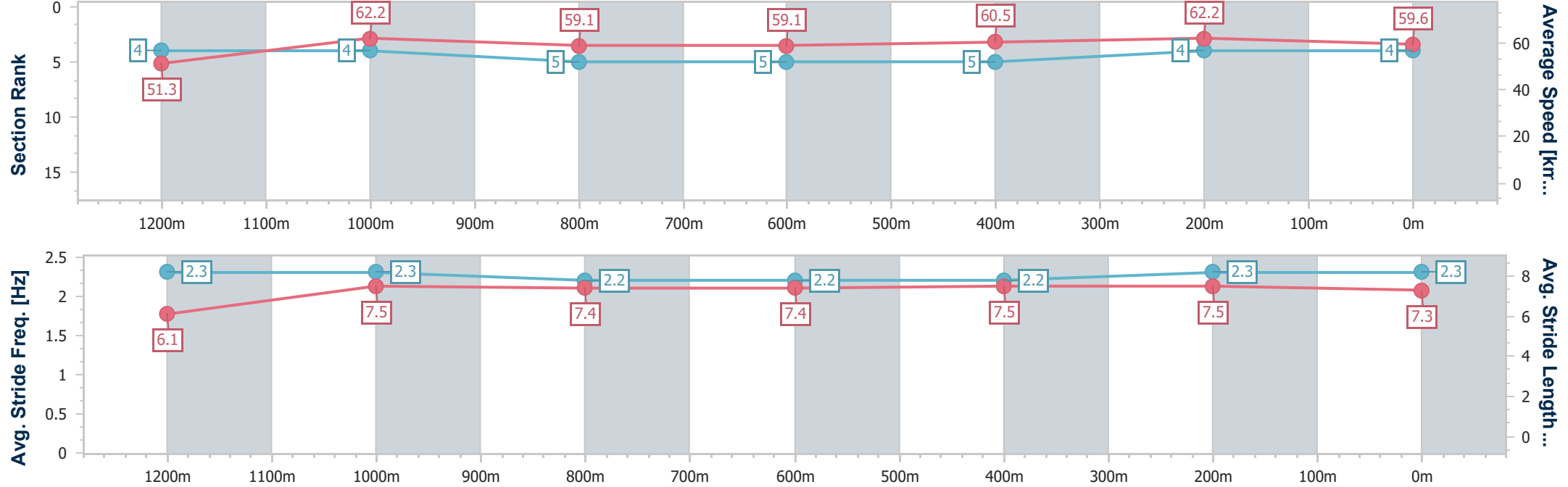
Horse/Jockey Name	Dukedom
Final Rank	4
Fastest Section Time (Section)	0:11.53 (400m)
Top Speed [km/h] (Section)	64.1 (Overall)
Race State	Finished



Sunshine Coast QLD Professional  
Race 3: KAWANA RUGBY LEAGUE - JUNIORS & SENIORS  
Maiden Plate - 1400m  
14 February 2025 - 18:39  
Track Rating: Soft 6, Weather: Fine, Rail Position: +7m Entire



Section	Overall	1200m	1000m	800m	600m	400m	200m						
Section Times	1:25.83 [4] (0:14.09)	1:11.74 [4] (0:11.59)	1:00.15 [4] (0:12.26)	0:47.89 [5] (0:12.31)	0:35.58 [5] (0:11.95)	0:23.63 [5] (0:11.53)	0:12.10 [4] (0:12.10)						
Average Speed [km/h]	51.3	62.2	59.1	59.1	60.5	62.2	59.6						
Top Speed [km/h]	64.1	64.0	60.7	60.0	62.7	63.9	61.4						
Avg. Dist. to Rail [m]	6.3	4.3	3.4	1.7	0.2	2.0	2.7						
Avg. Stride Freq. [Hz]	2.3	2.3	2.2	2.2	2.2	2.3	2.3						
Avg. Stride Length [m]	6.1	7.5	7.4	7.4	7.5	7.5	7.3						



- [ ] Ranking at each section and finish
- .-.- No data available at this section
- NA No data available



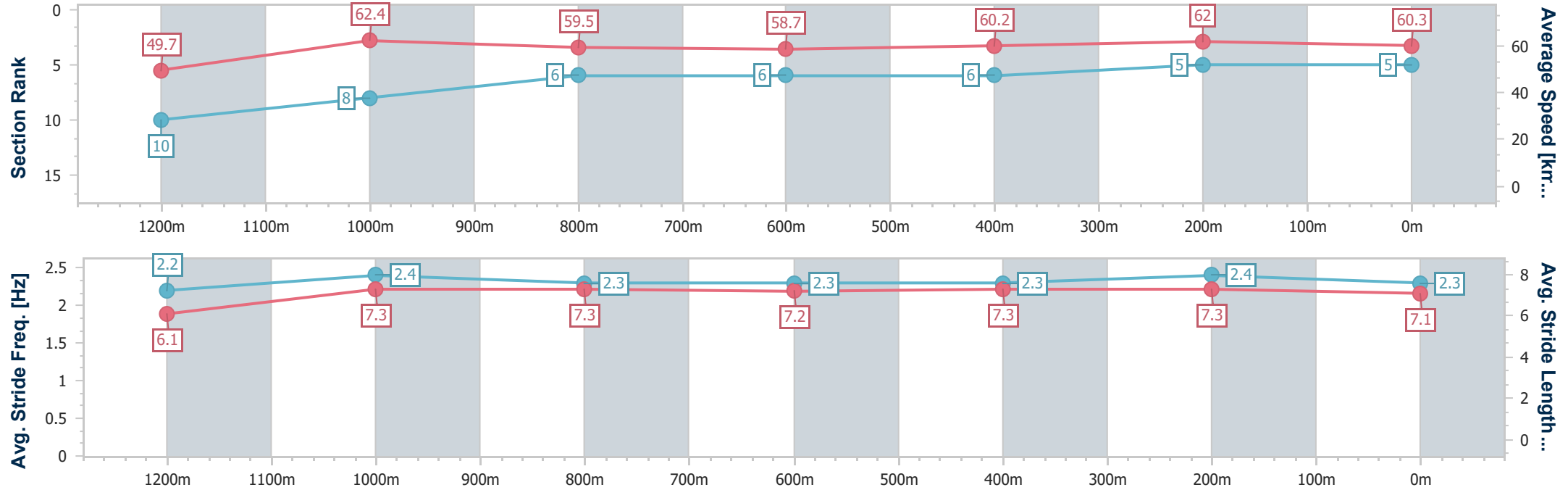
Horse/Jockey Name	Invisible Target
Final Rank	5
Fastest Section Time (Section)	0:11.51 (1200m)
Top Speed [km/h] (Section)	64.4 (1200m)
Race State	Finished



Sunshine Coast QLD Professional  
Race 3: KAWANA RUGBY LEAGUE - JUNIORS & SENIORS  
Maiden Plate - 1400m  
14 February 2025 - 18:39  
Track Rating: Soft 6, Weather: Fine, Rail Position: +7m Entire



Section	Overall	1200m	1000m	800m	600m	400m	200m						
Section Times	1:25.93 [5] (0:14.47)	1:11.46 [10] (0:11.51)	0:59.95 [8] (0:12.18)	0:47.77 [6] (0:12.26)	0:35.51 [6] (0:11.92)	0:23.59 [6] (0:11.63)	0:11.96 [5] (0:11.96)						
Average Speed [km/h]	49.7	62.4	59.5	58.7	60.2	62.0	60.3						
Top Speed [km/h]	63.0	64.4	60.7	59.7	62.2	63.0	62.4						
Avg. Dist. to Rail [m]	4.0	3.7	2.8	0.6	1.0	2.5	3.8						
Avg. Stride Freq. [Hz]	2.2	2.4	2.3	2.3	2.3	2.4	2.3						
Avg. Stride Length [m]	6.1	7.3	7.3	7.2	7.3	7.3	7.1						





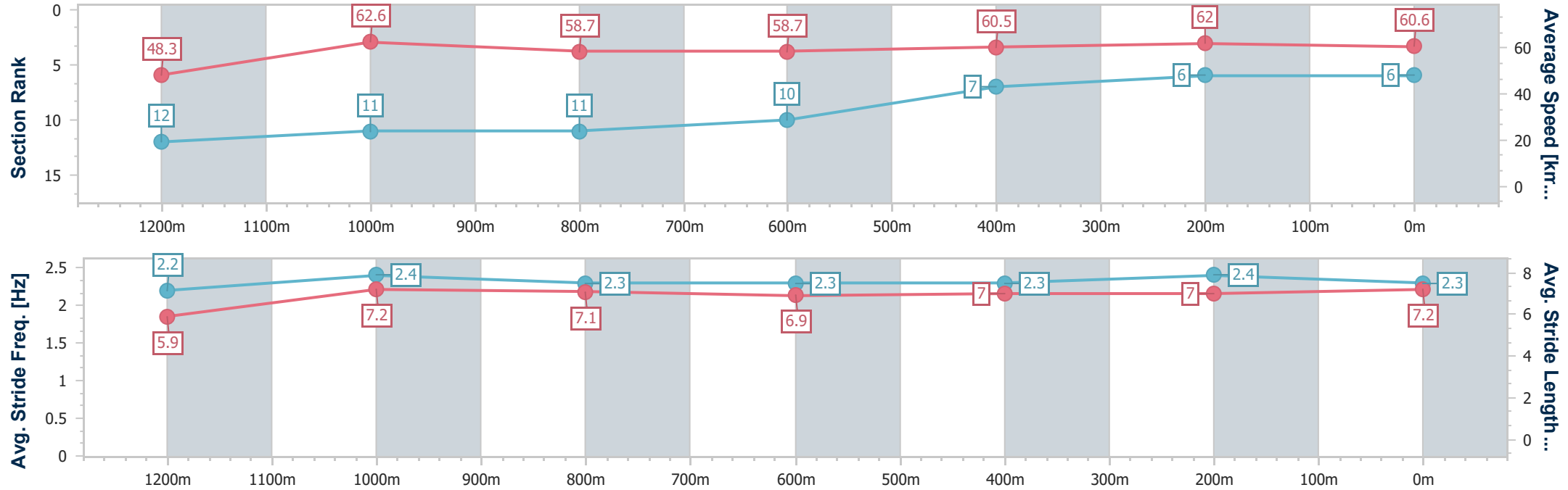
Horse/Jockey Name	Out Of Luck
Final Rank	6
Fastest Section Time (Section)	0:11.49 (1200m)
Top Speed [km/h] (Section)	65.1 (1200m)
Race State	Finished



Sunshine Coast QLD Professional  
Race 3: KAWANA RUGBY LEAGUE - JUNIORS & SENIORS  
Maiden Plate - 1400m  
14 February 2025 - 18:39  
Track Rating: Soft 6, Weather: Fine, Rail Position: +7m Entire



Section	Overall	1200m	1000m	800m	600m	400m	200m						
Section Times	1:25.93 [6] (0:14.90)	1:11.03 [12] (0:11.49)	0:59.54 [11] (0:12.35)	0:47.19 [11] (0:12.12)	0:35.07 [10] (0:11.59)	0:23.48 [7] (0:11.61)	0:11.87 [6] (0:11.87)						
Average Speed [km/h]	48.3	62.6	58.7	58.7	60.5	62.0	60.6						
Top Speed [km/h]	61.2	65.1	61.2	59.9	63.6	65.0	62.4						
Avg. Dist. to Rail [m]	6.8	3.3	1.9	2.3	3.9	2.8	1.1						
Avg. Stride Freq. [Hz]	2.2	2.4	2.3	2.3	2.3	2.4	2.3						
Avg. Stride Length [m]	5.9	7.2	7.1	6.9	7.0	7.0	7.2						





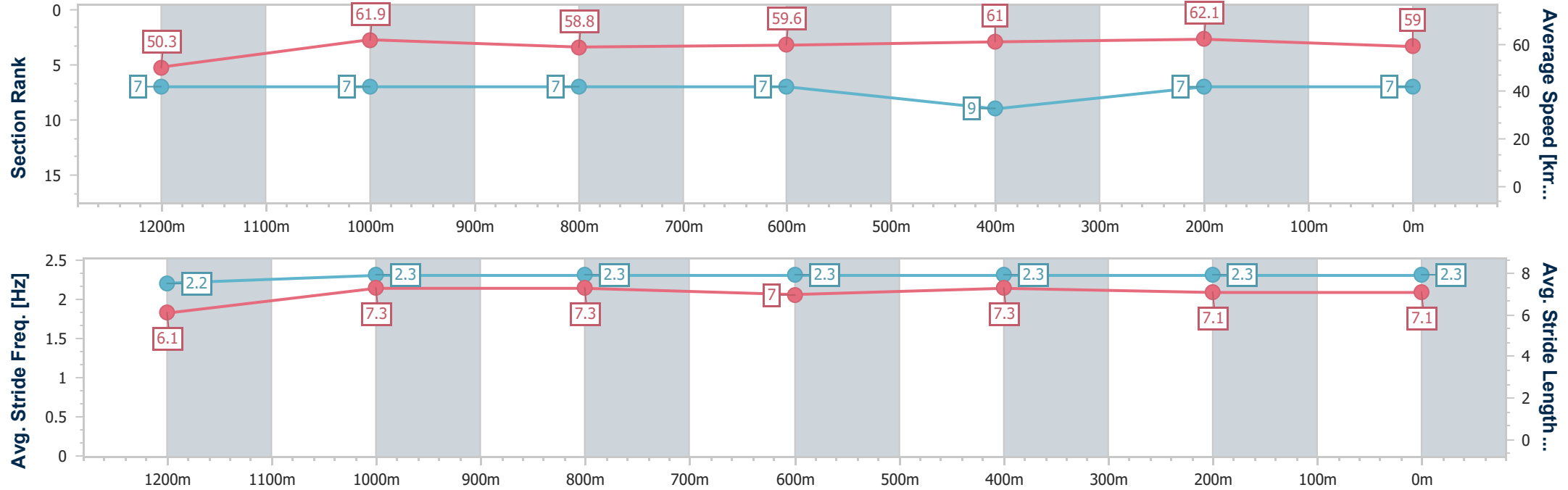
Horse/Jockey Name	Henley Room
Final Rank	7
Fastest Section Time (Section)	0:11.60 (400m)
Top Speed [km/h] (Section)	63.5 (Overall)
Race State	Finished



Sunshine Coast QLD Professional  
Race 3: KAWANA RUGBY LEAGUE - JUNIORS & SENIORS  
Maiden Plate - 1400m  
14 February 2025 - 18:39  
Track Rating: Soft 6, Weather: Fine, Rail Position: +7m Entire



Section	Overall	1200m	1000m	800m	600m	400m	200m						
Section Times	1:26.31 [7] (0:14.31)	1:12.00 [7] (0:11.64)	1:00.36 [7] (0:12.33)	0:48.03 [7] (0:12.26)	0:35.77 [7] (0:11.96)	0:23.81 [9] (0:11.60)	0:12.21 [7] (0:12.21)						
Average Speed [km/h]	50.3	61.9	58.8	59.6	61.0	62.1	59.0						
Top Speed [km/h]	63.5	63.3	60.0	60.6	62.1	62.8	61.2						
Avg. Dist. to Rail [m]	7.4	4.4	3.4	1.8	2.7	4.9	5.6						
Avg. Stride Freq. [Hz]	2.2	2.3	2.3	2.3	2.3	2.3	2.3						
Avg. Stride Length [m]	6.1	7.3	7.3	7.0	7.3	7.1	7.1						





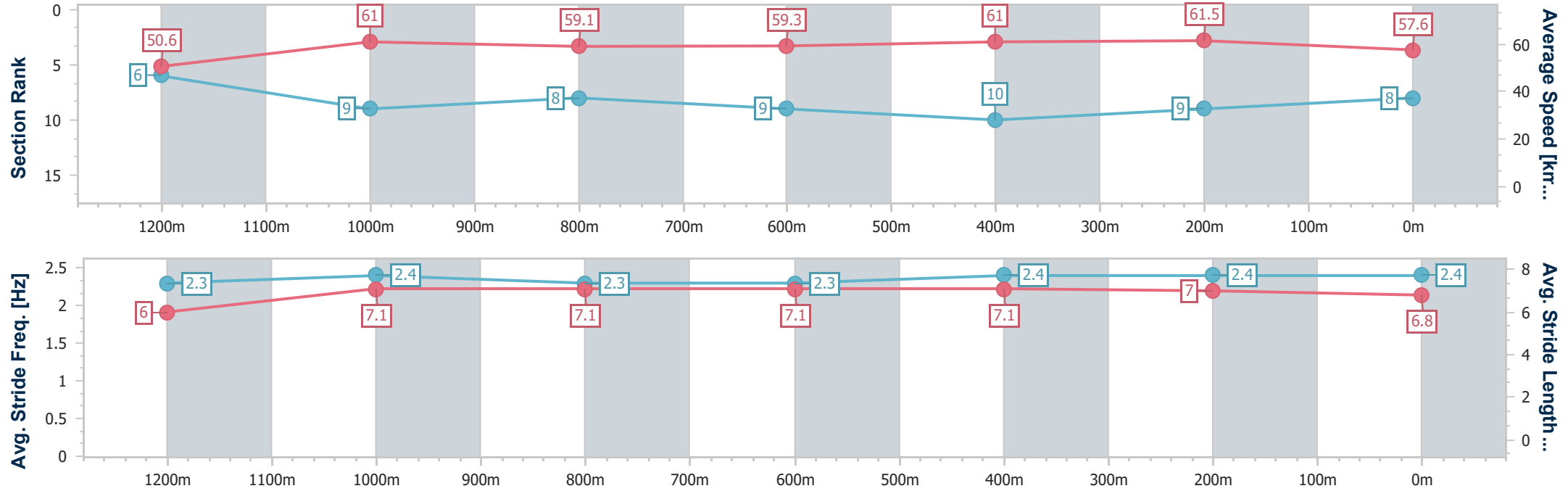
Horse/Jockey Name	Artistic Touch
Final Rank	8
Fastest Section Time (Section)	0:11.73 (400m)
Top Speed [km/h] (Section)	62.9 (1200m)
Race State	Finished



Sunshine Coast QLD Professional  
Race 3: KAWANA RUGBY LEAGUE - JUNIORS & SENIORS  
Maiden Plate - 1400m  
14 February 2025 - 18:39  
Track Rating: Soft 6, Weather: Fine, Rail Position: +7m Entire



Section	Overall	1200m	1000m	800m	600m	400m	200m						
Section Times	1:26.77 [8] (0:14.27)	1:12.50 [6] (0:11.78)	1:00.72 [9] (0:12.31)	0:48.41 [8] (0:12.34)	0:36.07 [9] (0:11.88)	0:24.19 [10] (0:11.73)	0:12.46 [9] (0:12.46)						
Average Speed [km/h]	50.6	61.0	59.1	59.3	61.0	61.5	57.6						
Top Speed [km/h]	62.8	62.9	59.7	61.8	62.3	62.2	60.3						
Avg. Dist. to Rail [m]	11.9	6.7	4.2	2.4	1.5	4.2	5.2						
Avg. Stride Freq. [Hz]	2.3	2.4	2.3	2.3	2.4	2.4	2.4						
Avg. Stride Length [m]	6.0	7.1	7.1	7.1	7.1	7.0	6.8						





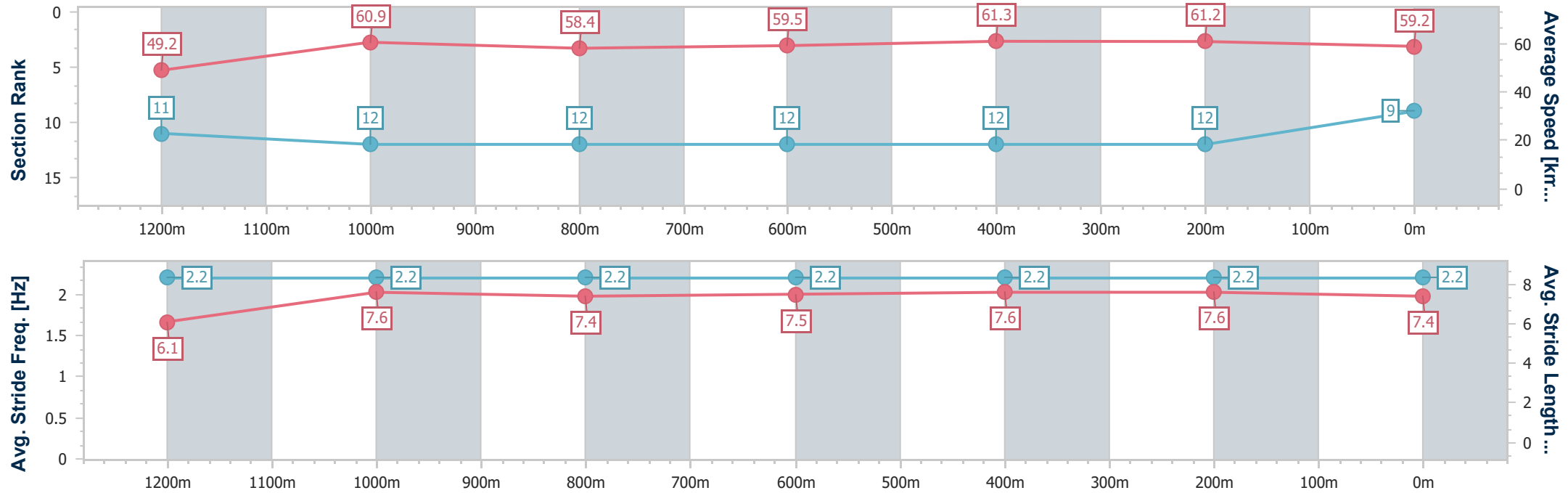
Horse/Jockey Name	Croc Fight
Final Rank	9
Fastest Section Time (Section)	0:11.73 (400m)
Top Speed [km/h] (Section)	62.2 (400m)
Race State	Finished



Sunshine Coast QLD Professional  
Race 3: KAWANA RUGBY LEAGUE - JUNIORS & SENIORS  
Maiden Plate - 1400m  
14 February 2025 - 18:39  
Track Rating: Soft 6, Weather: Fine, Rail Position: +7m Entire



Section	Overall	1200m	1000m	800m	600m	400m	200m						
Section Times	1:26.90 [9] (0:14.63)	1:12.27 [11] (0:11.86)	1:00.41 [12] (0:12.42)	0:47.99 [12] (0:12.26)	0:35.73 [12] (0:11.81)	0:23.92 [12] (0:11.73)	0:12.19 [12] (0:12.19)						
Average Speed [km/h]	49.2	60.9	58.4	59.5	61.3	61.2	59.2						
Top Speed [km/h]	61.2	62.1	59.8	61.7	61.8	62.2	60.7						
Avg. Dist. to Rail [m]	13.0	5.7	3.7	2.2	0.6	0.3	1.0						
Avg. Stride Freq. [Hz]	2.2	2.2	2.2	2.2	2.2	2.2	2.2						
Avg. Stride Length [m]	6.1	7.6	7.4	7.5	7.6	7.6	7.4						







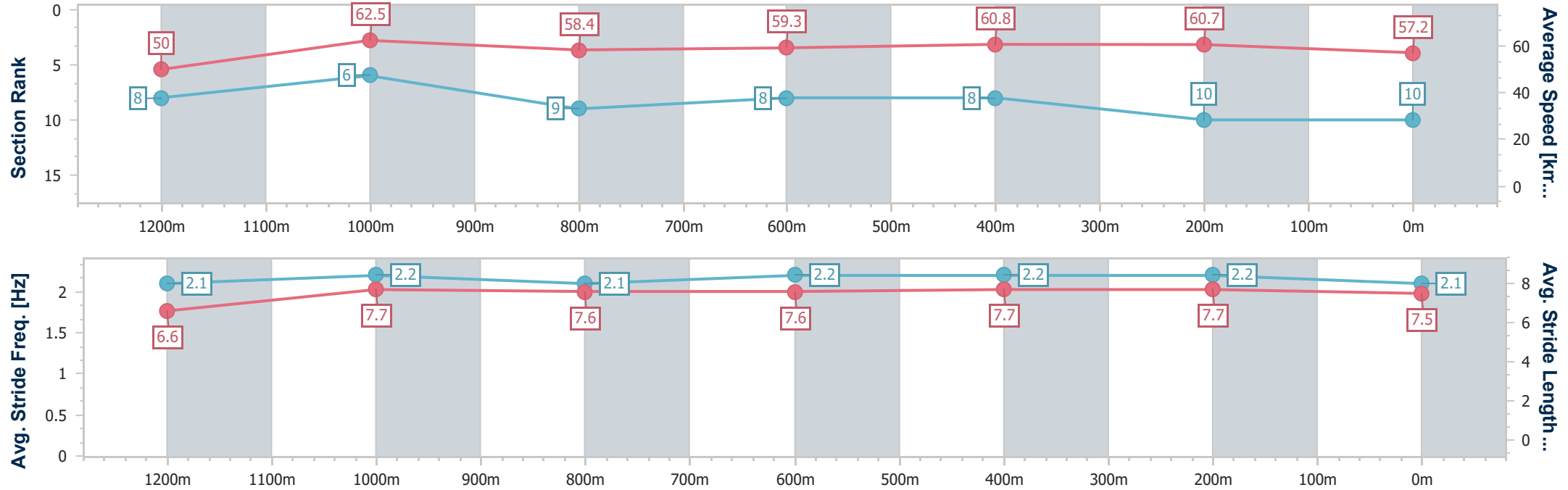
Horse/Jockey Name	Pujita
Final Rank	10
Fastest Section Time (Section)	0:11.53 (1200m)
Top Speed [km/h] (Section)	64.4 (1200m)
Race State	Finished



Sunshine Coast QLD Professional  
Race 3: KAWANA RUGBY LEAGUE - JUNIORS & SENIORS  
Maiden Plate - 1400m  
14 February 2025 - 18:39  
Track Rating: Soft 6, Weather: Fine, Rail Position: +7m Entire



Section	Overall	1200m	1000m	800m	600m	400m	200m						
Section Times	1:26.91 [10] (0:14.40)	1:12.51 [8] (0:11.53)	1:00.98 [6] (0:12.45)	0:48.53 [9] (0:12.24)	0:36.29 [8] (0:11.86)	0:24.43 [8] (0:11.86)	0:12.57 [10] (0:12.57)						
Average Speed [km/h]	50.0	62.5	58.4	59.3	60.8	60.7	57.2						
Top Speed [km/h]	63.6	64.4	59.8	60.6	62.1	62.6	58.9						
Avg. Dist. to Rail [m]	5.0	4.6	3.9	1.5	0.2	2.8	4.2						
Avg. Stride Freq. [Hz]	2.1	2.2	2.1	2.2	2.2	2.2	2.1						
Avg. Stride Length [m]	6.6	7.7	7.6	7.6	7.7	7.7	7.5						





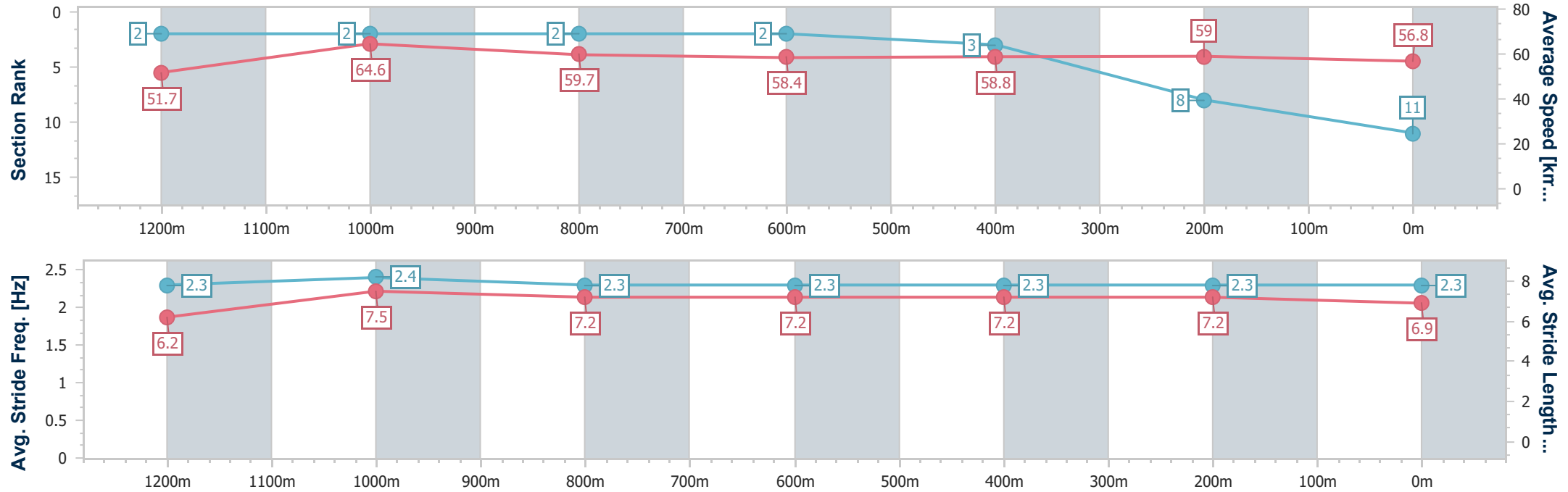
Horse/Jockey Name	Saints Water
Final Rank	11
Fastest Section Time (Section)	0:11.15 (1200m)
Top Speed [km/h] (Section)	66.8 (1200m)
Race State	Finished



Sunshine Coast QLD Professional  
Race 3: KAWANA RUGBY LEAGUE - JUNIORS & SENIORS  
Maiden Plate - 1400m  
14 February 2025 - 18:39  
Track Rating: Soft 6, Weather: Fine, Rail Position: +7m Entire



Section	Overall	1200m	1000m	800m	600m	400m	200m						
Section Times	1:26.93 [11] (0:13.94)	1:12.99 [2] (0:11.15)	1:01.84 [2] (0:12.16)	0:49.68 [2] (0:12.50)	0:37.18 [2] (0:12.30)	0:24.88 [3] (0:12.23)	0:12.65 [8] (0:12.65)						
Average Speed [km/h]	51.7	64.6	59.7	58.4	58.8	59.0	56.8						
Top Speed [km/h]	66.5	66.8	62.0	59.1	59.7	59.8	58.1						
Avg. Dist. to Rail [m]	9.9	4.1	2.9	2.3	0.9	1.3	1.8						
Avg. Stride Freq. [Hz]	2.3	2.4	2.3	2.3	2.3	2.3	2.3						
Avg. Stride Length [m]	6.2	7.5	7.2	7.2	7.2	7.2	6.9						



- [ ] Ranking at each section and finish
- .-.- No data available at this section
- NA No data available



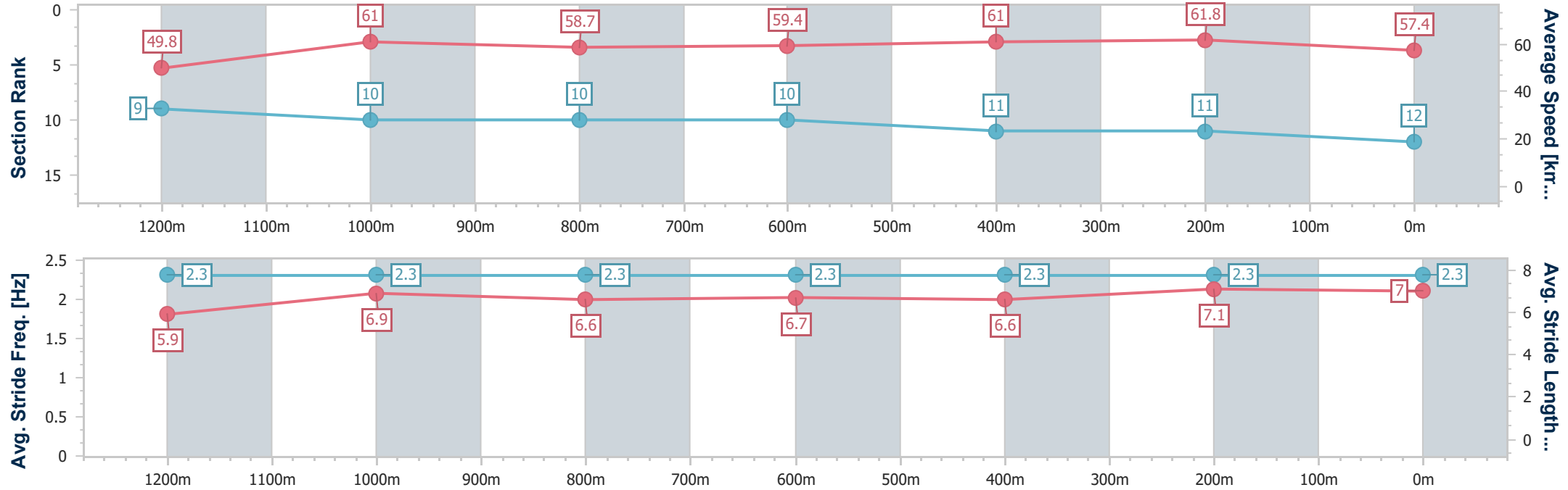
Horse/Jockey Name	Tszyuya
Final Rank	12
Fastest Section Time (Section)	0:11.71 (400m)
Top Speed [km/h] (Section)	63.3 (400m)
Race State	Finished



Sunshine Coast QLD Professional  
Race 3: KAWANA RUGBY LEAGUE - JUNIORS & SENIORS  
Maiden Plate - 1400m  
14 February 2025 - 18:39  
Track Rating: Soft 6, Weather: Fine, Rail Position: +7m Entire



Section	Overall	1200m	1000m	800m	600m	400m	200m						
Section Times	1:26.98 [12] (0:14.46)	1:12.52 [9] (0:11.81)	1:00.71 [10] (0:12.36)	0:48.35 [10] (0:12.23)	0:36.12 [10] (0:11.90)	0:24.22 [11] (0:11.71)	0:12.51 [11] (0:12.51)						
Average Speed [km/h]	49.8	61.0	58.7	59.4	61.0	61.8	57.4						
Top Speed [km/h]	61.9	62.6	60.6	61.5	62.6	63.3	59.9						
Avg. Dist. to Rail [m]	6.1	4.5	3.1	1.7	1.6	4.1	5.4						
Avg. Stride Freq. [Hz]	2.3	2.3	2.3	2.3	2.3	2.3	2.3						
Avg. Stride Length [m]	5.9	6.9	6.6	6.7	6.6	7.1	7.0						





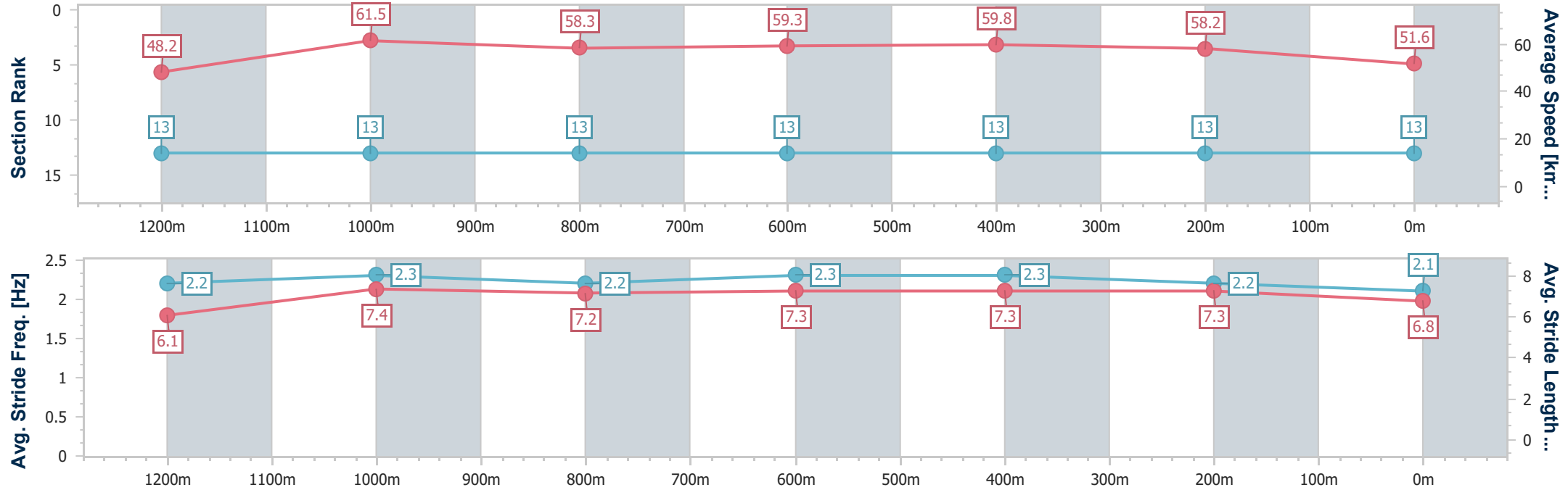
Horse/Jockey Name	The Merchant
Final Rank	13
Fastest Section Time (Section)	0:11.72 (1200m)
Top Speed [km/h] (Section)	62.8 (1200m)
Race State	Finished



Sunshine Coast QLD Professional  
Race 3: KAWANA RUGBY LEAGUE - JUNIORS & SENIORS  
Maiden Plate - 1400m  
14 February 2025 - 18:39  
Track Rating: Soft 6, Weather: Fine, Rail Position: +7m Entire



Section	Overall	1200m	1000m	800m	600m	400m	200m						
Section Times	1:29.90 [13] (0:14.95)	1:14.95 [13] (0:11.72)	1:03.23 [13] (0:12.44)	0:50.79 [13] (0:12.33)	0:38.46 [13] (0:12.14)	0:26.32 [13] (0:12.38)	0:13.94 [13] (0:13.94)						
Average Speed [km/h]	48.2	61.5	58.3	59.3	59.8	58.2	51.6						
Top Speed [km/h]	61.6	62.8	59.5	60.4	60.3	59.9	55.7						
Avg. Dist. to Rail [m]	2.1	2.7	2.6	2.7	1.8	3.2	2.4						
Avg. Stride Freq. [Hz]	2.2	2.3	2.2	2.3	2.3	2.2	2.1						
Avg. Stride Length [m]	6.1	7.4	7.2	7.3	7.3	7.3	6.8						





# Sunshine Coast QLD Professional

## Race 4: C&S STEEL FIXING QTIS Three-Year-Old Maiden Plate - 1000m

14 February 2025 - 19:10



Track Rating: Soft 6, Weather: Fine, Rail Position: +7m Entire

Section						Overall	800m	600m	400m	200m	Last 600m			
Field Times						0:58.71 (0:13.37)	0:45.34 (0:10.86)	0:34.48 (0:11.25)	0:23.23 (0:11.13)	0:12.10 (0:12.10)	0:34.48			
Rank	TAB	Horse/Jockey	Barrier	Top Speed [km/h]	Fastest Section							Margin	Distance Travelled [m]	
1	4	ZARIPPA	1	67.7	0:10.86	0:58.71 [1]	0:45.34 [1]	0:34.48 [1]	0:23.20 [2]	0:12.10 [1]	0:58.71	0:34.48		
		James Orman		800m	800m	(0:13.37)	(0:10.86)	(0:11.28)	(0:11.10)	(0:12.10)				
2	10	KETTLEBELL	8	68.1	0:10.86	0:58.99 [2]	0:45.22 [8]	0:34.36 [6]	0:23.20 [5]	0:12.06 [3]	1.5L	0:34.36 +8		
		Minonette Kennedy		800m	800m	(0:13.77)	(0:10.86)	(0:11.16)	(0:11.14)	(0:12.06)				
3	9	HEAVY REIGN	4	68.3	0:10.75	0:59.14 [3]	0:45.59 [4]	0:34.84 [3]	0:23.48 [4]	0:12.16 [4]	2.3L	0:34.84 +4		
		Dale Smith		800m	800m	(0:13.55)	(0:10.75)	(0:11.36)	(0:11.32)	(0:12.16)				
4	5	AYE EYE BOOM	9	68.4	0:10.86	0:59.18 [4]	0:45.80 [2]	0:34.94 [2]	0:23.70 [1]	0:12.43 [2]	2.5L	0:34.94 +5		
		Jim Byrne		800m	800m	(0:13.38)	(0:10.86)	(0:11.24)	(0:11.27)	(0:12.43)				
5	2	JUCASI	10	67.8	0:11.10	0:59.46 [5]	0:45.97 [3]	0:34.87 [5]	0:23.61 [6]	0:12.37 [5]	4L	0:34.87 +7		
		Ryan Curatolo		800m	800m	(0:13.49)	(0:11.10)	(0:11.26)	(0:11.24)	(0:12.37)				
6	15	STARWARD	3	67.7	0:10.88	0:59.79 [6]	0:45.89 [10]	0:35.01 [7]	0:23.83 [7]	0:12.55 [6]	5.8L	0:35.01 -1		
		Bailey Wheeler		Overall	800m	(0:13.90)	(0:10.88)	(0:11.18)	(0:11.28)	(0:12.55)				
7	8	EGZAKLY	5	67.5	0:11.11	0:59.79 [7]	0:46.10 [6]	0:34.99 [8]	0:23.71 [8]	0:12.49 [7]	5.9L	0:34.99 +4		
		Damien Thornton		800m	800m	(0:13.69)	(0:11.11)	(0:11.28)	(0:11.22)	(0:12.49)				
8	13	QUEEN ARNI	7	67.1	0:11.04	0:59.88 [8]	0:46.03 [9]	0:34.99 [9]	0:23.65 [9]	0:12.46 [8]	6.3L	0:34.99 +8		
		Nikita Beriman		Overall	800m	(0:13.85)	(0:11.04)	(0:11.34)	(0:11.19)	(0:12.46)				
9	6	CHAMPAGNE RIVER	2	67.5	0:10.95	1:00.23 [9]	0:46.00 [11]	0:35.05 [11]	0:23.92 [11]	0:12.43 [10]	8.3L	0:35.05 +4		
		Angela Jones		800m	800m	(0:14.23)	(0:10.95)	(0:11.13)	(0:11.49)	(0:12.43)				
10	19	STROMBOLI DELIGHT	11	67.7	0:10.94	1:01.23 [10]	0:47.62 [5]	0:36.68 [4]	0:25.58 [3]	0:13.77 [9]	14.1L	0:36.68 +4		
		Samantha Collett		800m	800m	(0:13.61)	(0:10.94)	(0:11.10)	(0:11.81)	(0:13.77)				

Scratched: Oohlalouvre (#12), Bold Change (#1), Shubman (#3), Ciphertext (#7), Konkrete Blonde (#11), Rare And Reliable (#14), Zouchase (#16), Kabukicho (#17)



Sunshine Coast QLD Professional  
Race 4: C&S STEEL FIXING QTIS Three-Year-Old Maiden Plate - 1000m  
14 February 2025 - 19:10



Track Rating: Soft 6, Weather: Fine, Rail Position: +7m Entire

Section						Overall	800m	600m	400m	200m				Last 600m
Field Times						0:58.71 (0:13.37)	0:45.34 (0:10.86)	0:34.48 (0:11.25)	0:23.23 (0:11.13)	0:12.10 (0:12.10)				0:34.48
Rank	TAB	Horse/Jockey	Barrier	Top Speed [km/h]	Fastest Section							Margin	Distance Travelled [m]	
11	18	DAULAT ROTINIKUDA	6	66.9	0:11.20	1:01.50 [11]	0:47.78 [7]	0:36.58 [10]	0:25.26 [10]	0:13.46 [11]	15.6L	0:36.58	+6	
		Mark Du Plessis		800m	800m	(0:13.72)	(0:11.20)	(0:11.32)	(0:11.80)	(0:13.46)				

Scratched: Oohlalouvre (#12), Bold Change (#1), Shubman (#3), Ciphertext (#7), Konkrete Blonde (#11), Rare And Reliable (#14), Zouchase (#16), Kabukicho (#17)



Horse/Jockey Name	Zarippa
Final Rank	1
Fastest Section Time (Section)	0:10.86 (800m)
Top Speed [km/h] (Section)	67.7 (800m)
Race State	Finished



Sunshine Coast QLD Professional

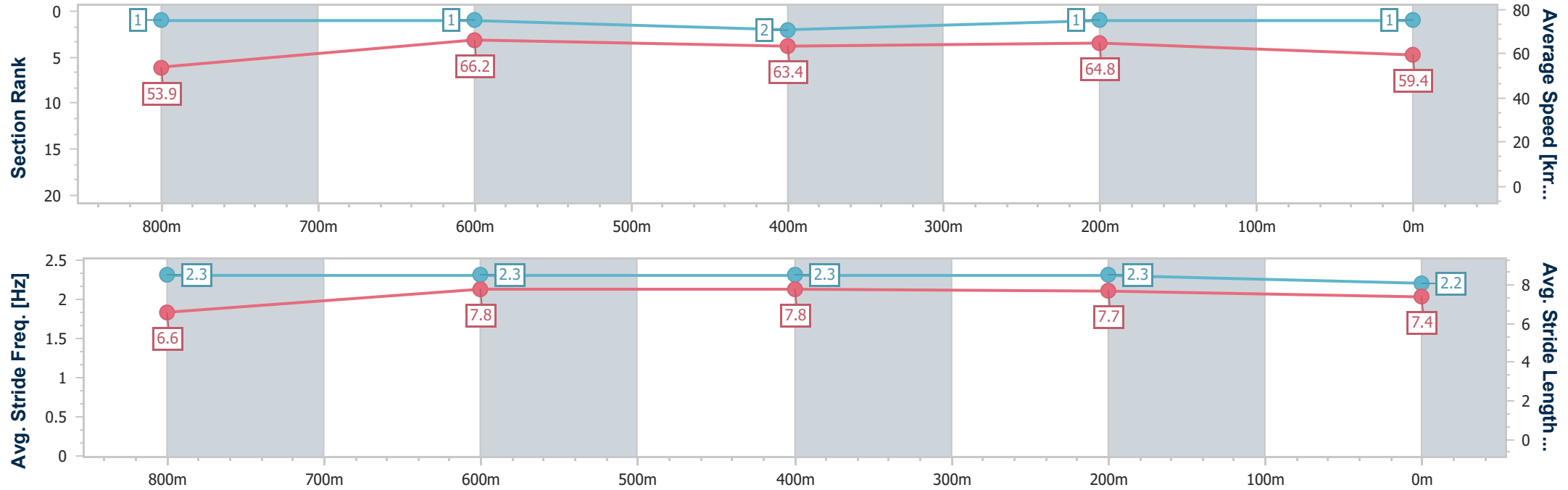
Race 4: C&S STEEL FIXING QTIS Three-Year-Old Maiden Plate - 1000m

SCTC SUNSHINE COAST TURF CLUB

14 February 2025 - 19:10

Track Rating: Soft 6, Weather: Fine, Rail Position: +7m Entire

Section	Overall	800m	600m	400m	200m										
Section Times	0:58.71 [1] (0:13.37)	0:45.34 [1] (0:10.86)	0:34.48 [1] (0:11.28)	0:23.20 [2] (0:11.10)	0:12.10 [1] (0:12.10)										
Average Speed [km/h]	53.9	66.2	63.4	64.8	59.4										
Top Speed [km/h]	67.4	67.7	65.3	65.4	63.1										
Avg. Dist. to Rail [m]	2.5	1.0	1.3	0.7	0.6										
Avg. Stride Freq. [Hz]	2.3	2.3	2.3	2.3	2.2										
Avg. Stride Length [m]	6.6	7.8	7.8	7.7	7.4										



- [ ] Ranking at each section and finish
- .-.- No data available at this section
- NA No data available



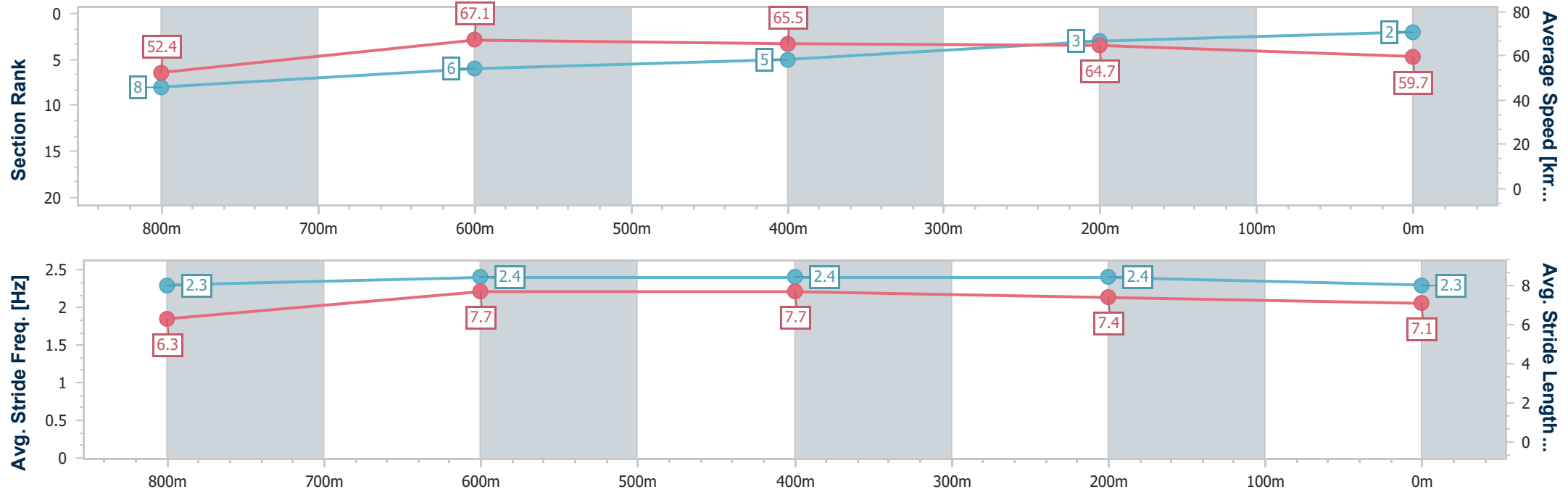
Horse/Jockey Name	Kettlebell
Final Rank	2
Fastest Section Time (Section)	0:10.86 (800m)
Top Speed [km/h] (Section)	68.1 (800m)
Race State	Finished



Sunshine Coast QLD Professional  
Race 4: C&S STEEL FIXING QTIS Three-Year-Old Maiden Plate - 1000m  
14 February 2025 - 19:10  
Track Rating: Soft 6, Weather: Fine, Rail Position: +7m Entire



Section	Overall	800m	600m	400m	200m															
Section Times	0:58.99 [2] (0:13.77)	0:45.22 [8] (0:10.86)	0:34.36 [6] (0:11.16)	0:23.20 [5] (0:11.14)	0:12.06 [3] (0:12.06)															
Average Speed [km/h]	52.4	67.1	65.5	64.7	59.7															
Top Speed [km/h]	67.0	68.1	67.0	66.1	62.7															
Avg. Dist. to Rail [m]	7.5	4.4	2.5	6.2	5.0															
Avg. Stride Freq. [Hz]	2.3	2.4	2.4	2.4	2.3															
Avg. Stride Length [m]	6.3	7.7	7.7	7.4	7.1															







Horse/Jockey Name	Heavy Reign
Final Rank	3
Fastest Section Time (Section)	0:10.75 (800m)
Top Speed [km/h] (Section)	68.3 (800m)
Race State	Finished



Sunshine Coast QLD Professional

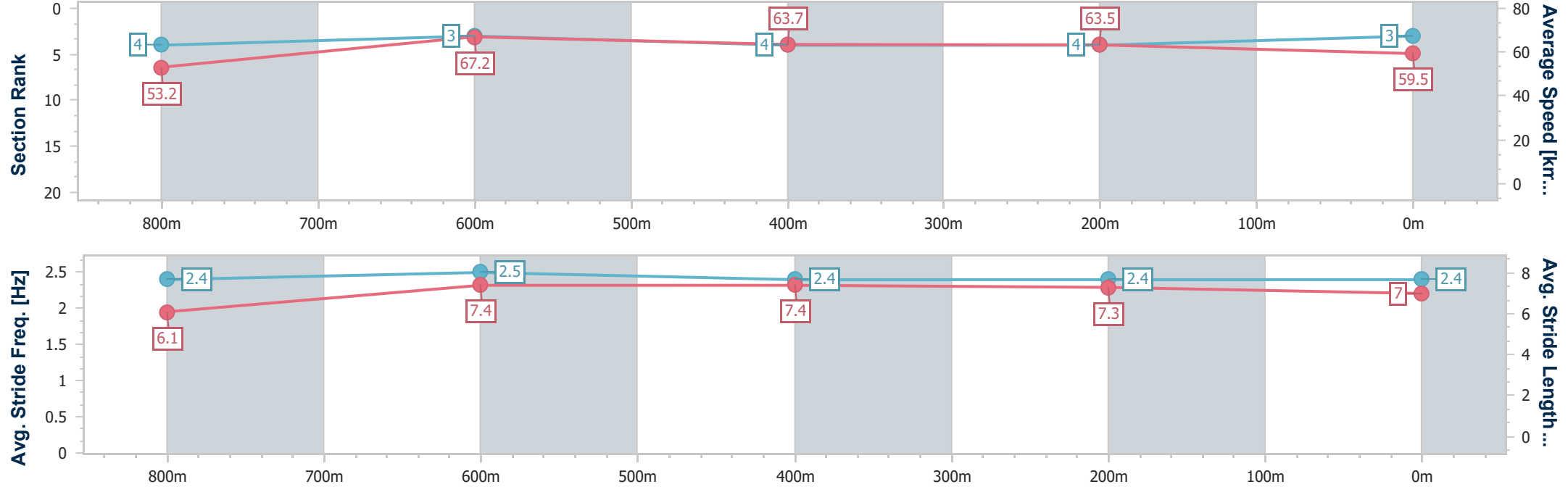
Race 4: C&S STEEL FIXING QTIS Three-Year-Old Maiden Plate - 1000m

SCTC SUNSHINE COAST TURF CLUB

14 February 2025 - 19:10

Track Rating: Soft 6, Weather: Fine, Rail Position: +7m Entire

Section	Overall	800m	600m	400m	200m										
Section Times	0:59.14 [3] (0:13.55)	0:45.59 [4] (0:10.75)	0:34.84 [3] (0:11.36)	0:23.48 [4] (0:11.32)	0:12.16 [4] (0:12.16)										
Average Speed [km/h]	53.2	67.2	63.7	63.5	59.5										
Top Speed [km/h]	67.8	68.3	64.4	64.6	63.3										
Avg. Dist. to Rail [m]	3.8	1.4	0.7	1.7	1.0										
Avg. Stride Freq. [Hz]	2.4	2.5	2.4	2.4	2.4										
Avg. Stride Length [m]	6.1	7.4	7.4	7.3	7.0										



- [ ] Ranking at each section and finish
- .-.- No data available at this section
- NA No data available



Horse/Jockey Name	Aye Eye Boom
Final Rank	4
Fastest Section Time (Section)	0:10.86 (800m)
Top Speed [km/h] (Section)	68.4 (800m)
Race State	Finished



Sunshine Coast QLD Professional

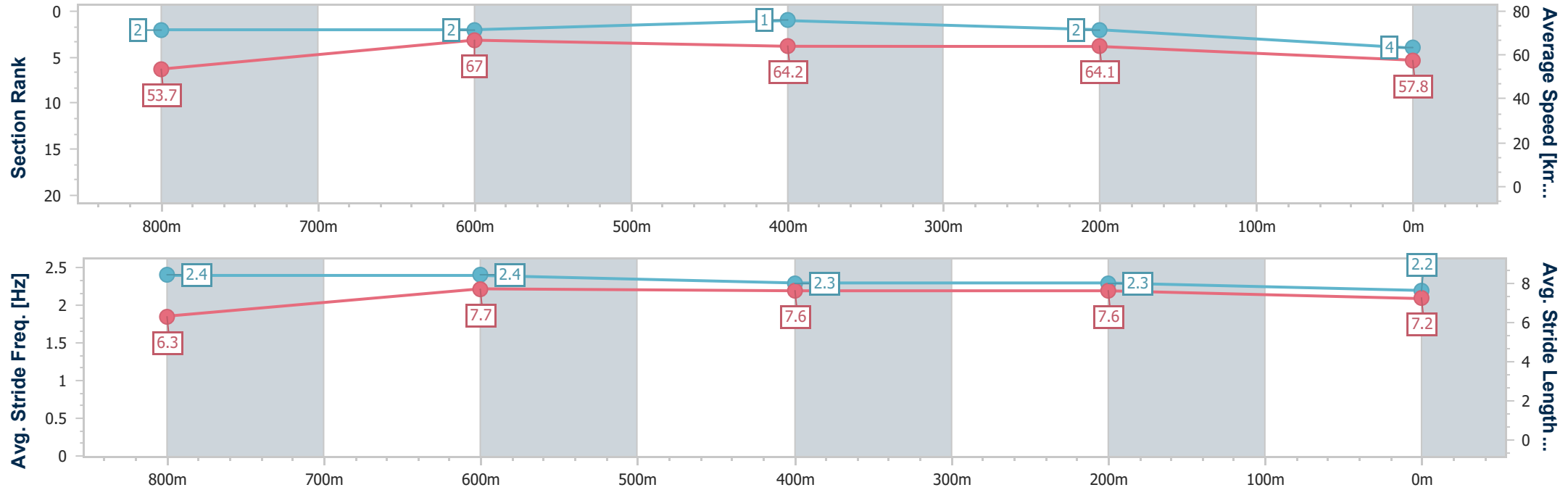
Race 4: C&S STEEL FIXING QTIS Three-Year-Old Maiden Plate - 1000m

SCTC SUNSHINE COAST TURF CLUB

14 February 2025 - 19:10

Track Rating: Soft 6, Weather: Fine, Rail Position: +7m Entire

Section	Overall	800m	600m	400m	200m														
Section Times	0:59.18 [4] (0:13.38)	0:45.80 [2] (0:10.86)	0:34.94 [2] (0:11.24)	0:23.70 [1] (0:11.27)	0:12.43 [2] (0:12.43)														
Average Speed [km/h]	53.7	67.0	64.2	64.1	57.8														
Top Speed [km/h]	68.2	68.4	65.3	65.2	61.5														
Avg. Dist. to Rail [m]	7.0	2.6	0.9	2.2	2.7														
Avg. Stride Freq. [Hz]	2.4	2.4	2.3	2.3	2.2														
Avg. Stride Length [m]	6.3	7.7	7.6	7.6	7.2														





Horse/Jockey Name	Jucasi
Final Rank	5
Fastest Section Time (Section)	0:11.10 (800m)
Top Speed [km/h] (Section)	67.8 (800m)
Race State	Finished



Sunshine Coast QLD Professional

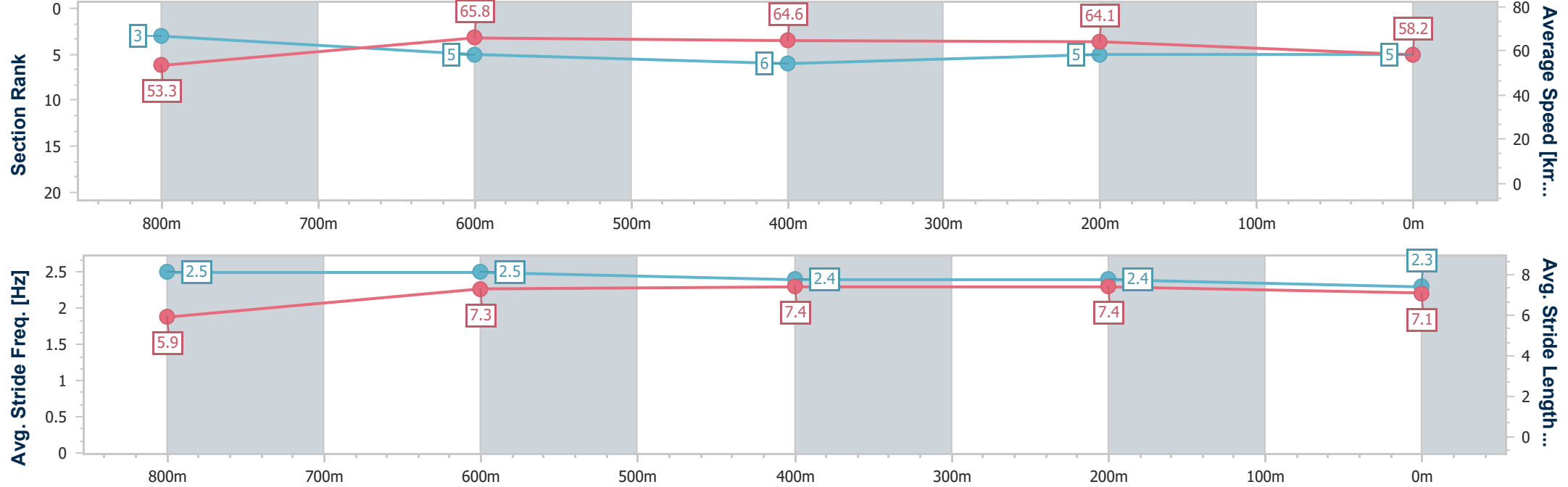
Race 4: C&S STEEL FIXING QTIS Three-Year-Old Maiden Plate - 1000m

SCTC SUNSHINE COAST TURF CLUB

14 February 2025 - 19:10

Track Rating: Soft 6, Weather: Fine, Rail Position: +7m Entire

Section	Overall	800m	600m	400m	200m															
Section Times	0:59.46 [5] (0:13.49)	0:45.97 [3] (0:11.10)	0:34.87 [5] (0:11.26)	0:23.61 [6] (0:11.24)	0:12.37 [5] (0:12.37)															
Average Speed [km/h]	53.3	65.8	64.6	64.1	58.2															
Top Speed [km/h]	66.8	67.8	66.0	65.5	62.7															
Avg. Dist. to Rail [m]	8.2	3.8	1.9	4.3	5.3															
Avg. Stride Freq. [Hz]	2.5	2.5	2.4	2.4	2.3															
Avg. Stride Length [m]	5.9	7.3	7.4	7.4	7.1															



- [ ] Ranking at each section and finish
- .-.- No data available at this section
- NA No data available



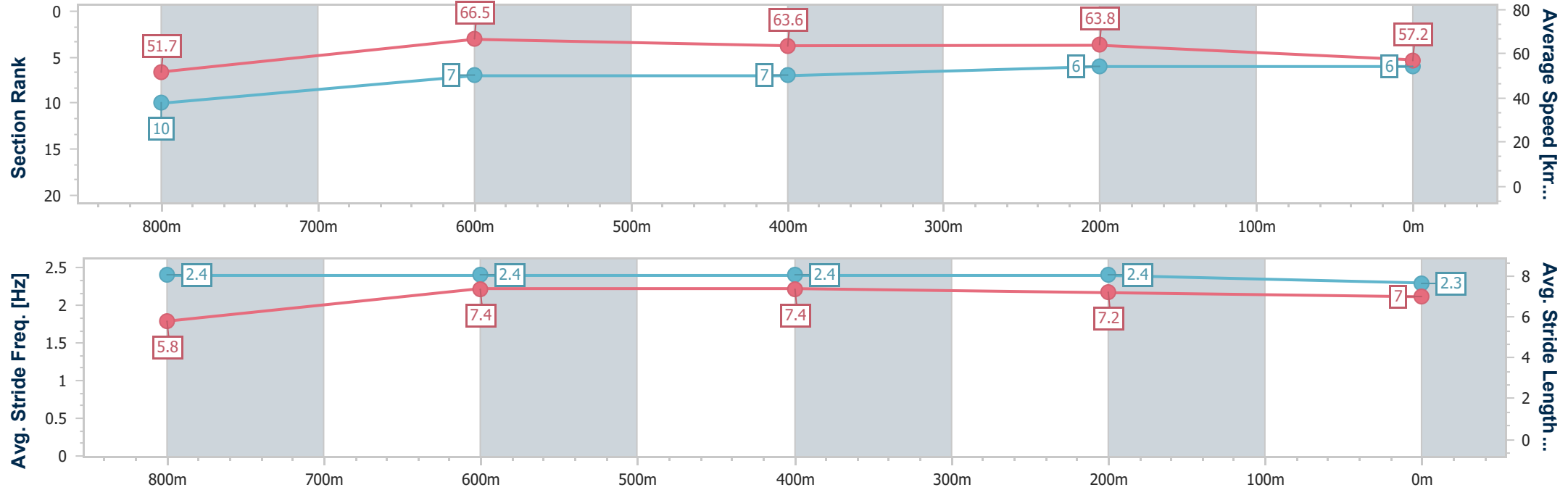
Horse/Jockey Name	Starward
Final Rank	6
Fastest Section Time (Section)	0:10.88 (800m)
Top Speed [km/h] (Section)	67.7 (Overall)
Race State	Finished



Sunshine Coast QLD Professional  
Race 4: C&S STEEL FIXING QTIS Three-Year-Old Maiden Plate - 1000m  
14 February 2025 - 19:10  
Track Rating: Soft 6, Weather: Fine, Rail Position: +7m Entire



Section	Overall	800m	600m	400m	200m															
Section Times	0:59.79 [6] (0:13.90)	0:45.89 [10] (0:10.88)	0:35.01 [7] (0:11.18)	0:23.83 [7] (0:11.28)	0:12.55 [6] (0:12.55)															
Average Speed [km/h]	51.7	66.5	63.6	63.8	57.2															
Top Speed [km/h]	67.7	67.5	64.8	64.8	61.6															
Avg. Dist. to Rail [m]	3.7	1.4	2.3	1.1	1.2															
Avg. Stride Freq. [Hz]	2.4	2.4	2.4	2.4	2.3															
Avg. Stride Length [m]	5.8	7.4	7.4	7.2	7.0															



- [ ] Ranking at each section and finish
- .-.- No data available at this section
- NA No data available



Horse/Jockey Name	Egzakly
Final Rank	7
Fastest Section Time (Section)	0:11.11 (800m)
Top Speed [km/h] (Section)	67.5 (800m)
Race State	Finished



Sunshine Coast QLD Professional

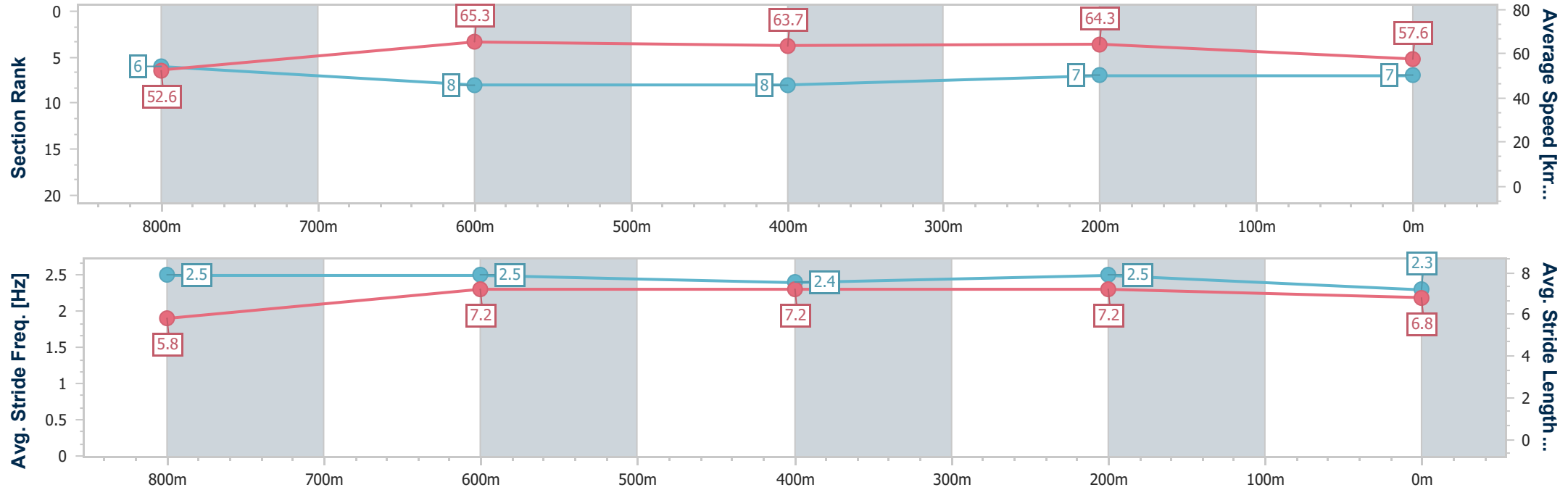
Race 4: C&S STEEL FIXING QTIS Three-Year-Old Maiden Plate - 1000m

SCTC SUNSHINE COAST TURF CLUB

14 February 2025 - 19:10

Track Rating: Soft 6, Weather: Fine, Rail Position: +7m Entire

Section	Overall	800m	600m	400m	200m															
Section Times	0:59.79 [7] (0:13.69)	0:46.10 [6] (0:11.11)	0:34.99 [8] (0:11.28)	0:23.71 [8] (0:11.22)	0:12.49 [7] (0:12.49)															
Average Speed [km/h]	52.6	65.3	63.7	64.3	57.6															
Top Speed [km/h]	67.5	67.5	64.8	65.3	61.3															
Avg. Dist. to Rail [m]	5.2	2.4	0.5	1.0	2.5															
Avg. Stride Freq. [Hz]	2.5	2.5	2.4	2.5	2.3															
Avg. Stride Length [m]	5.8	7.2	7.2	7.2	6.8															



- [ ] Ranking at each section and finish
- .-.- No data available at this section
- NA No data available



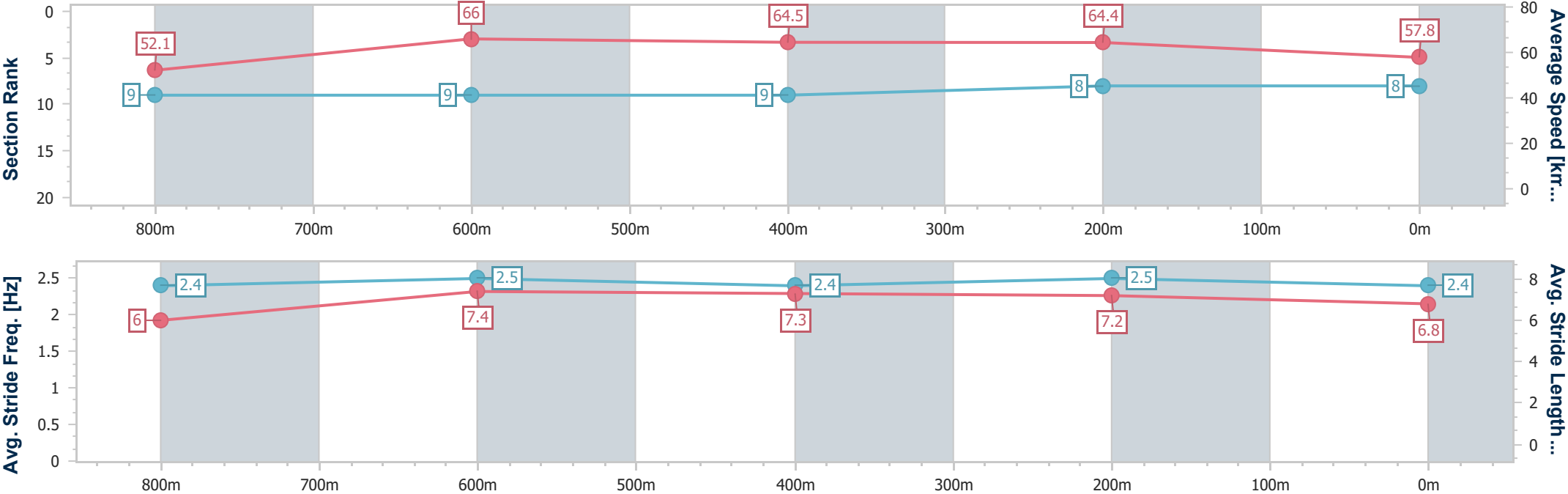
Horse/Jockey Name	Queen Arni
Final Rank	8
Fastest Section Time (Section)	0:11.04 (800m)
Top Speed [km/h] (Section)	67.1 (Overall)
Race State	Finished



Sunshine Coast QLD Professional  
Race 4: C&S STEEL FIXING QTIS Three-Year-Old Maiden Plate - 1000m  
14 February 2025 - 19:10  
Track Rating: Soft 6, Weather: Fine, Rail Position: +7m Entire



Section	Overall	800m	600m	400m	200m														
Section Times	0:59.88 [8] (0:13.85)	0:46.03 [9] (0:11.04)	0:34.99 [9] (0:11.34)	0:23.65 [9] (0:11.19)	0:12.46 [8] (0:12.46)														
Average Speed [km/h]	52.1	66.0	64.5	64.4	57.8														
Top Speed [km/h]	67.1	66.9	66.1	66.7	62.8														
Avg. Dist. to Rail [m]	6.5	3.6	3.0	6.6	11.0														
Avg. Stride Freq. [Hz]	2.4	2.5	2.4	2.5	2.4														
Avg. Stride Length [m]	6.0	7.4	7.3	7.2	6.8														





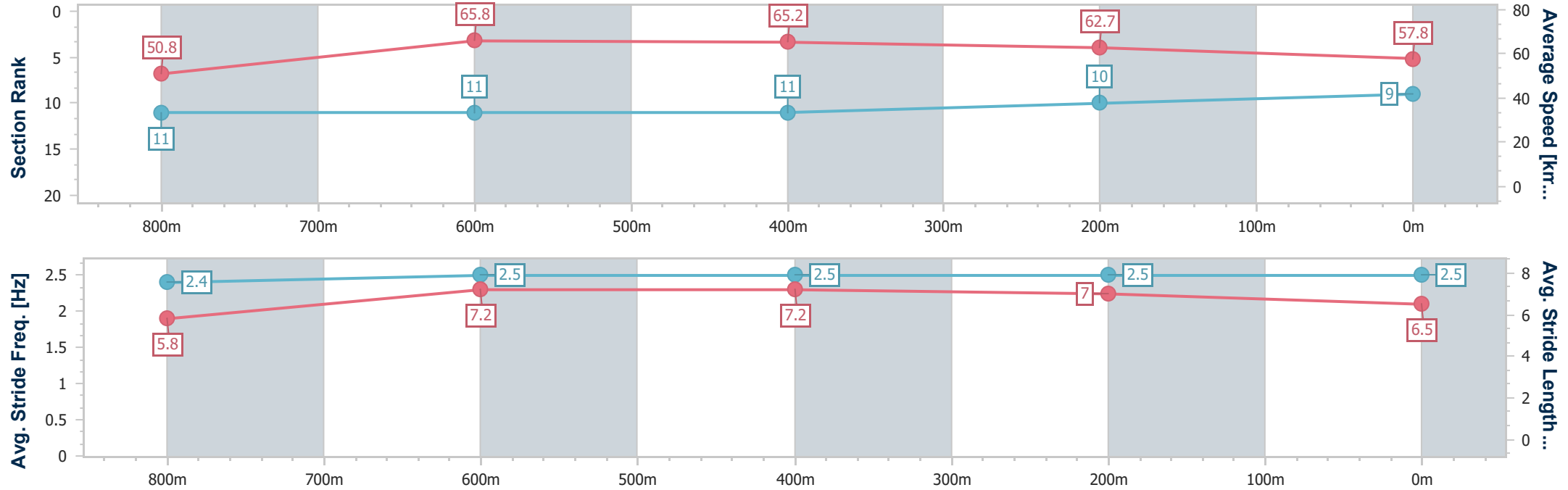
Horse/Jockey Name	Champagne River
Final Rank	9
Fastest Section Time (Section)	0:10.95 (800m)
Top Speed [km/h] (Section)	67.5 (800m)
Race State	Finished



Sunshine Coast QLD Professional  
Race 4: C&S STEEL FIXING QTIS Three-Year-Old Maiden Plate - 1000m  
14 February 2025 - 19:10  
Track Rating: Soft 6, Weather: Fine, Rail Position: +7m Entire



Section	Overall	800m	600m	400m	200m															
Section Times	1:00.23 [9] (0:14.23)	0:46.00 [11] (0:10.95)	0:35.05 [11] (0:11.13)	0:23.92 [11] (0:11.49)	0:12.43 [10] (0:12.43)															
Average Speed [km/h]	50.8	65.8	65.2	62.7	57.8															
Top Speed [km/h]	65.0	67.5	66.4	64.3	60.0															
Avg. Dist. to Rail [m]	3.4	1.4	1.4	3.4	2.0															
Avg. Stride Freq. [Hz]	2.4	2.5	2.5	2.5	2.5															
Avg. Stride Length [m]	5.8	7.2	7.2	7.0	6.5															





Horse/Jockey Name	Stromboli Delight
Final Rank	10
Fastest Section Time (Section)	0:10.94 (800m)
Top Speed [km/h] (Section)	67.7 (800m)
Race State	Finished



Sunshine Coast QLD Professional

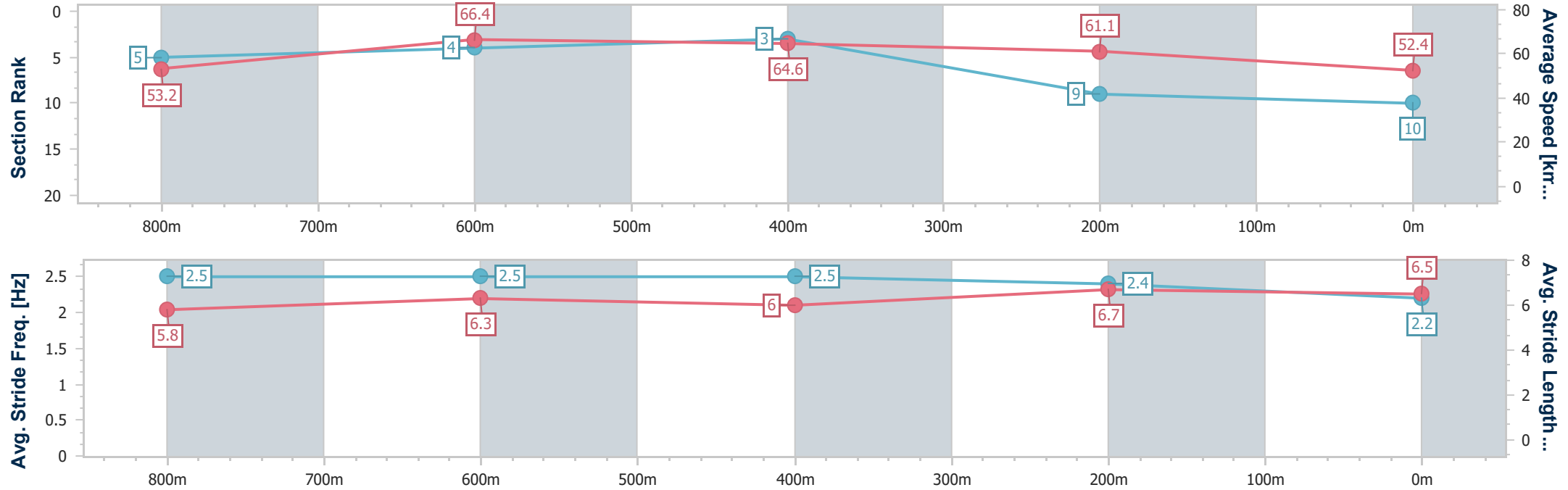
Race 4: C&S STEEL FIXING QTIS Three-Year-Old Maiden Plate - 1000m

SCTC SUNSHINE COAST TURF CLUB

14 February 2025 - 19:10

Track Rating: Soft 6, Weather: Fine, Rail Position: +7m Entire

Section	Overall	800m	600m	400m	200m														
Section Times	1:01.23 [10] (0:13.61)	0:47.62 [5] (0:10.94)	0:36.68 [4] (0:11.10)	0:25.58 [3] (0:11.81)	0:13.77 [9] (0:13.77)														
Average Speed [km/h]	53.2	66.4	64.6	61.1	52.4														
Top Speed [km/h]	67.2	67.7	65.2	63.8	57.7														
Avg. Dist. to Rail [m]	10.3	3.7	0.5	1.7	5.4														
Avg. Stride Freq. [Hz]	2.5	2.5	2.5	2.4	2.2														
Avg. Stride Length [m]	5.8	6.3	6.0	6.7	6.5														







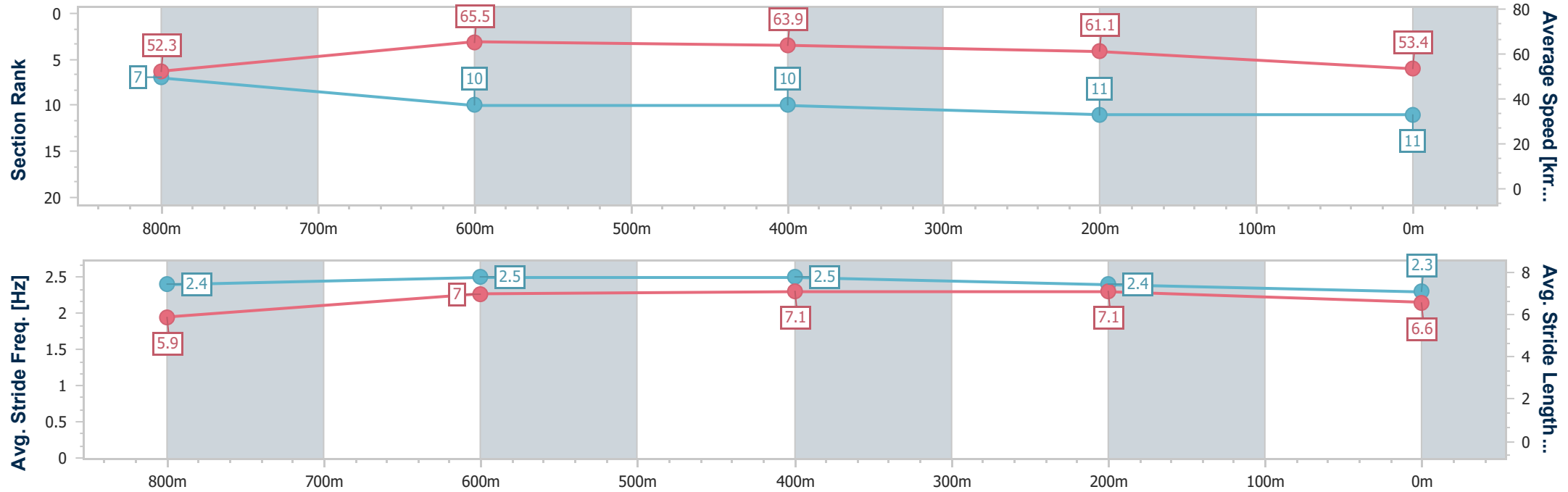
Horse/Jockey Name	Daulat Rotinikuda
Final Rank	11
Fastest Section Time (Section)	0:11.20 (800m)
Top Speed [km/h] (Section)	66.9 (800m)
Race State	Finished



Sunshine Coast QLD Professional  
Race 4: C&S STEEL FIXING QTIS Three-Year-Old Maiden Plate - 1000m  
14 February 2025 - 19:10  
Track Rating: Soft 6, Weather: Fine, Rail Position: +7m Entire



Section	Overall	800m	600m	400m	200m														
Section Times	1:01.50 [11] (0:13.72)	0:47.78 [7] (0:11.20)	0:36.58 [10] (0:11.32)	0:25.26 [10] (0:11.80)	0:13.46 [11] (0:13.46)														
Average Speed [km/h]	52.3	65.5	63.9	61.1	53.4														
Top Speed [km/h]	66.5	66.9	65.3	62.8	59.6														
Avg. Dist. to Rail [m]	5.5	3.8	1.2	1.0	0.7														
Avg. Stride Freq. [Hz]	2.4	2.5	2.5	2.4	2.3														
Avg. Stride Length [m]	5.9	7.0	7.1	7.1	6.6														



- [ ] Ranking at each section and finish
- .-.- No data available at this section
- NA No data available



# Sunshine Coast QLD Professional

## Race 5: CALDERA CLOTHING RATINGS BAND 0 - 58 Handicap - 1200m

14 February 2025 - 19:38



Track Rating: Soft 6, Weather: Fine, Rail Position: +7m Entire

Section					Overall	1000m	800m	600m	400m	200m	Last 600m			
Field Times					1:12.14 (0:13.59)	0:58.55 (0:11.13)	0:47.42 (0:11.95)	0:35.47 (0:11.68)	0:23.79 (0:11.36)	0:12.43 (0:12.43)	0:35.47			
Rank	TAB	Horse/Jockey	Barrier	Top Speed [km/h]	Fastest Section						Margin	Distance Travelled [m]		
1	9	NIGHTCAPPED	6	68.1	0:11.13	1:12.14 [1]	0:58.55 [1]	0:47.42 [1]	0:35.44 [2]	0:23.74 [2]	0:12.31 [2]	1:12.14	0:35.44	
		Taylor Marshall		Overall	1000m	(0:13.59)	(0:11.13)	(0:11.98)	(0:11.70)	(0:11.43)	(0:12.31)			
2	6	MALTALI	2	65.5	0:11.30	1:12.16 [2]	0:58.22 [7]	0:46.75 [7]	0:35.04 [6]	0:23.28 [5]	0:11.98 [4]	0.1L	0:35.04	+0
		Dale Smith		Overall	400m	(0:13.94)	(0:11.47)	(0:11.71)	(0:11.76)	(0:11.30)	(0:11.98)			
3	7	BEEN A SECRET	9	66.5	0:11.23	1:12.19 [3]	0:58.54 [3]	0:47.31 [2]	0:35.52 [1]	0:23.84 [1]	0:12.48 [1]	0.3L	0:35.52	+0
		Les Tilley		Overall	1000m	(0:13.65)	(0:11.23)	(0:11.79)	(0:11.68)	(0:11.36)	(0:12.48)			
4	3	JUNGLE FEVER	3	66.2	0:11.26	1:12.23 [4]	0:58.59 [2]	0:47.14 [3]	0:35.16 [5]	0:23.46 [3]	0:12.20 [3]	0.5L	0:35.16	-5
		Corey Sutherland		Overall	400m	(0:13.64)	(0:11.45)	(0:11.98)	(0:11.70)	(0:11.26)	(0:12.20)			
5	16	THAT'S ALL GOOD	4	66.0	0:11.17	1:12.29 [5]	0:57.93 [11]	0:46.71 [10]	0:34.73 [11]	0:22.96 [10]	0:11.79 [7]	0.7L	0:34.73	-3
		Samantha Collett		1000m	400m	(0:14.36)	(0:11.22)	(0:11.98)	(0:11.77)	(0:11.17)	(0:11.79)			
6	4	KERNEL BOOM	7	65.6	0:11.32	1:12.49 [6]	0:58.44 [8]	0:46.94 [8]	0:35.27 [7]	0:23.57 [6]	0:12.25 [5]	1.7L	0:35.27	-6
		Jace McMurray		400m	400m	(0:14.05)	(0:11.50)	(0:11.67)	(0:11.70)	(0:11.32)	(0:12.25)			
7	13	BONNET ROUGE	5	65.3	0:11.41	1:12.95 [7]	0:59.16 [4]	0:47.75 [4]	0:35.88 [4]	0:24.09 [4]	0:12.59 [6]	4.2L	0:35.88	-3
		Michael Rodd		Overall	1000m	(0:13.79)	(0:11.41)	(0:11.87)	(0:11.79)	(0:11.50)	(0:12.59)			
8	18	ROCKRATA	1	64.5	0:11.49	1:13.13 [8]	0:59.32 [5]	0:47.83 [6]	0:35.91 [8]	0:24.06 [8]	0:12.54 [8]	5.2L	0:35.91	-7
		Tiffani Brooker		1000m	1000m	(0:13.81)	(0:11.49)	(0:11.92)	(0:11.85)	(0:11.52)	(0:12.54)			
9	17	AMATERASU	10	67.1	0:11.14	1:13.21 [9]	0:58.68 [12]	0:47.54 [11]	0:35.70 [10]	0:23.82 [11]	0:12.36 [11]	5.5L	0:35.70	-2
		Nikita Beriman		1000m	1000m	(0:14.53)	(0:11.14)	(0:11.84)	(0:11.88)	(0:11.46)	(0:12.36)			
10	21	STAR CHANCE	12	65.8	0:11.40	1:13.38 [10]	0:59.02 [10]	0:47.62 [12]	0:35.81 [12]	0:23.91 [12]	0:12.47 [12]	6.3L	0:35.81	+1
		Madeleine Wishart		Overall	1000m	(0:14.36)	(0:11.40)	(0:11.81)	(0:11.90)	(0:11.44)	(0:12.47)			

Scratched: Chemiosmosis (#8), Yamumza (#12), Zimo (#2), Lord Vader (#20), Epic Flash (#1), Reign Of Power (#5), Successful (#14), Miss Bacall (#15), Paper Cowboy (#19)



Sunshine Coast QLD Professional  
Race 5: CALDERA CLOTHING RATINGS BAND 0 - 58 Handicap - 1200m  
14 February 2025 - 19:38



Track Rating: Soft 6, Weather: Fine, Rail Position: +7m Entire

Section						Overall	1000m	800m	600m	400m	200m	Last 600m		
Field Times						1:12.14 (0:13.59)	0:58.55 (0:11.13)	0:47.42 (0:11.95)	0:35.47 (0:11.68)	0:23.79 (0:11.36)	0:12.43 (0:12.43)	0:35.47		
Rank	TAB	Horse/Jockey	Barrier	Top Speed [km/h]	Fastest Section							Margin		Distance Travelled [m]
11	11	READY TO BOOM	11	64.1	0:11.49	1:13.47 [11]	0:59.40 [9]	0:47.91 [9]	0:36.07 [9]	0:24.31 [9]	0:12.77 [10]	6.7L	0:36.07	+1
		James Orman		1000m	1000m	(0:14.07)	(0:11.49)	(0:11.84)	(0:11.76)	(0:11.54)	(0:12.77)			
12	10	OUR DRUMMER	8	65.8	0:11.33	1:14.07 [12]	1:00.14 [6]	0:48.81 [5]	0:37.03 [3]	0:25.08 [7]	0:13.43 [9]	10.2L	0:37.03	+1
		Damien Thornton		1000m	1000m	(0:13.93)	(0:11.33)	(0:11.78)	(0:11.95)	(0:11.65)	(0:13.43)			

Scratched: Chemiosmosis (#8), Yamumza (#12), Zimo (#2), Lord Vader (#20), Epic Flash (#1), Reign Of Power (#5), Successful (#14), Miss Bacall (#15), Paper Cowboy (#19)



Horse/Jockey Name	Nightcapped
Final Rank	1
Fastest Section Time (Section)	0:11.13 (1000m)
Top Speed [km/h] (Section)	68.1 (Overall)
Race State	Finished



Sunshine Coast QLD Professional

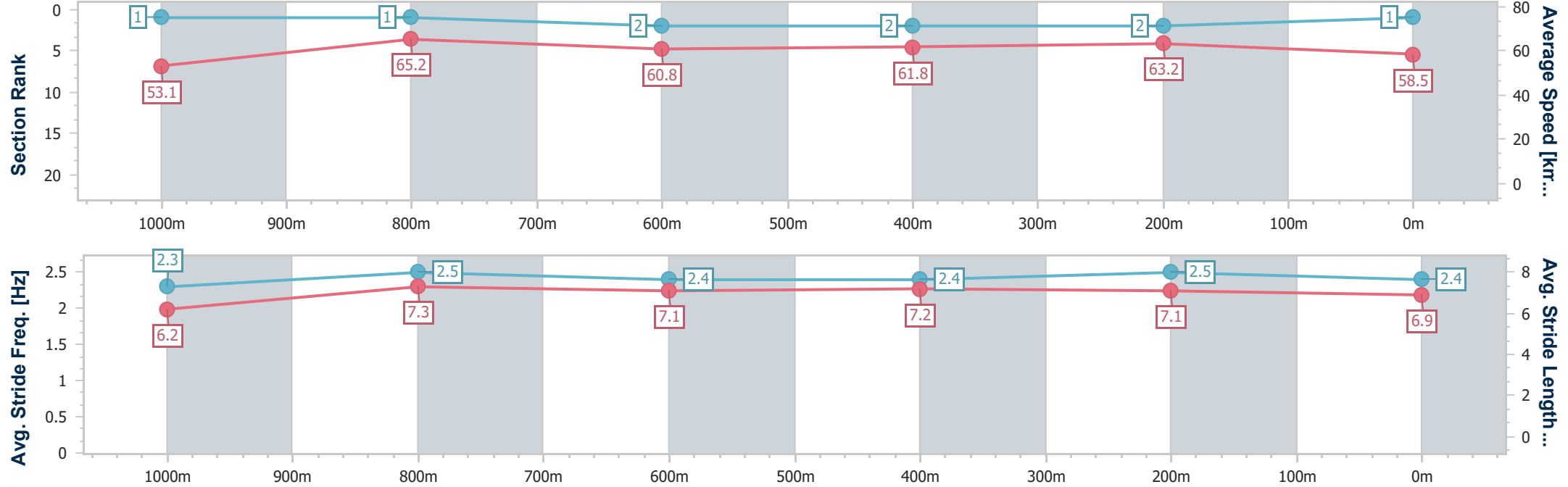
Race 5: CALDERA CLOTHING RATINGS BAND 0 - 58 Handicap - 1200m

SCTC SUNSHINE COAST TURF CLUB

14 February 2025 - 19:38

Track Rating: Soft 6, Weather: Fine, Rail Position: +7m Entire

Section	Overall	1000m	800m	600m	400m	200m							
Section Times	1:12.14 [1] (0:13.59)	0:58.55 [1] (0:11.13)	0:47.42 [1] (0:11.98)	0:35.44 [2] (0:11.70)	0:23.74 [2] (0:11.43)	0:12.31 [2] (0:12.31)							
Average Speed [km/h]	53.1	65.2	60.8	61.8	63.2	58.5							
Top Speed [km/h]	68.1	68.0	63.1	65.0	65.5	61.5							
Avg. Dist. to Rail [m]	5.5	2.2	2.4	0.8	2.2	1.7							
Avg. Stride Freq. [Hz]	2.3	2.5	2.4	2.4	2.5	2.4							
Avg. Stride Length [m]	6.2	7.3	7.1	7.2	7.1	6.9							



- [ ] Ranking at each section and finish
- .-.- No data available at this section
- NA No data available



Horse/Jockey Name	Maltali
Final Rank	2
Fastest Section Time (Section)	0:11.30 (400m)
Top Speed [km/h] (Section)	65.5 (Overall)
Race State	Finished



Sunshine Coast QLD Professional

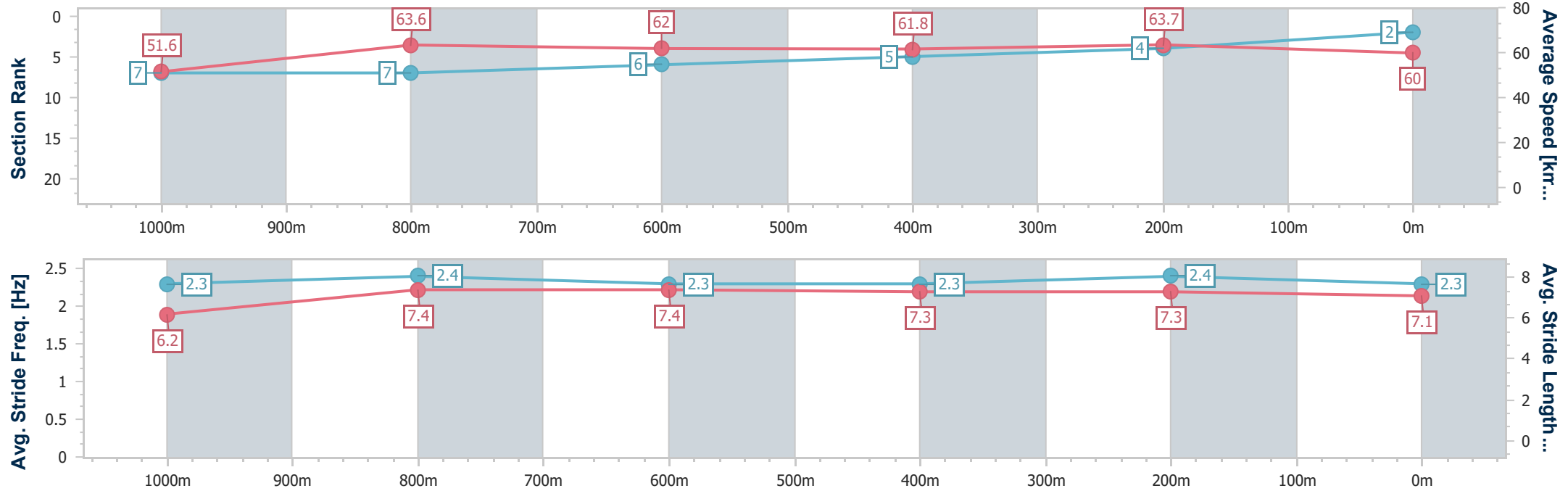
Race 5: CALDERA CLOTHING RATINGS BAND 0 - 58 Handicap - 1200m

SCTC SUNSHINE COAST TURF CLUB

14 February 2025 - 19:38

Track Rating: Soft 6, Weather: Fine, Rail Position: +7m Entire

Section	Overall	1000m	800m	600m	400m	200m							
Section Times	1:12.16 [2] (0:13.94)	0:58.22 [7] (0:11.47)	0:46.75 [7] (0:11.71)	0:35.04 [6] (0:11.76)	0:23.28 [5] (0:11.30)	0:11.98 [4] (0:11.98)							
Average Speed [km/h]	51.6	63.6	62.0	61.8	63.7	60.0							
Top Speed [km/h]	65.5	65.2	63.6	64.1	64.8	62.0							
Avg. Dist. to Rail [m]	3.8	3.8	1.9	1.2	5.7	5.6							
Avg. Stride Freq. [Hz]	2.3	2.4	2.3	2.3	2.4	2.3							
Avg. Stride Length [m]	6.2	7.4	7.4	7.3	7.3	7.1							



- [ ] Ranking at each section and finish
- .-.- No data available at this section
- NA No data available



Horse/Jockey Name	Been A Secret
Final Rank	3
Fastest Section Time (Section)	0:11.23 (1000m)
Top Speed [km/h] (Section)	66.5 (Overall)
Race State	Finished



Sunshine Coast QLD Professional

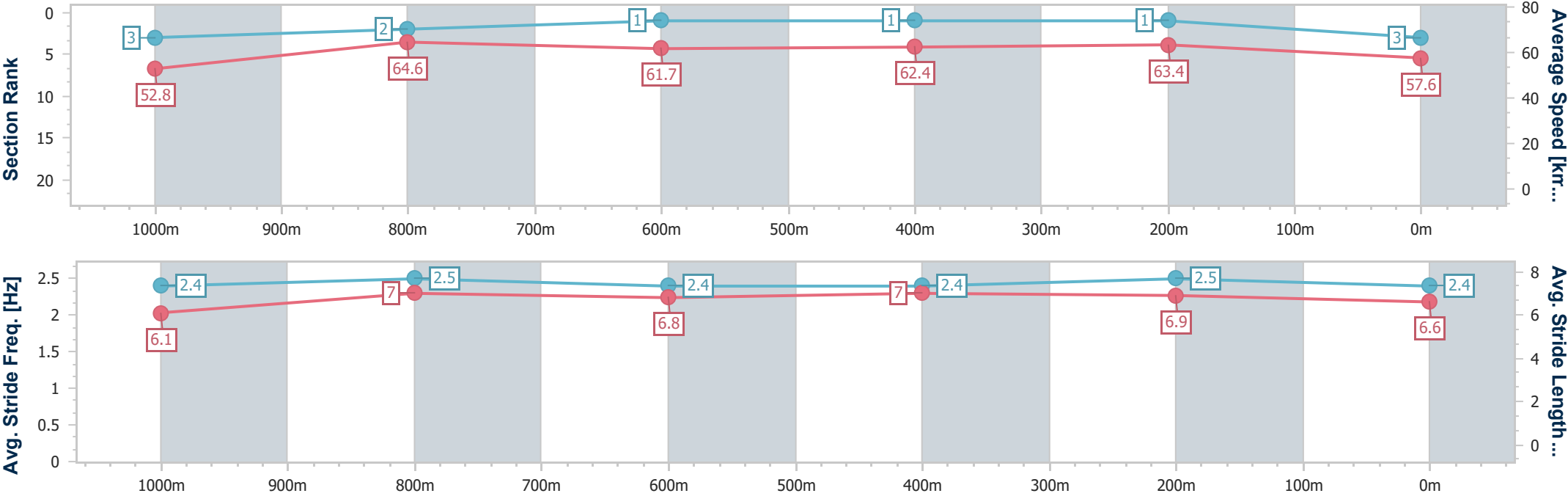
Race 5: CALDERA CLOTHING RATINGS BAND 0 - 58 Handicap - 1200m

SCTC SUNSHINE COAST TURF CLUB

14 February 2025 - 19:38

Track Rating: Soft 6, Weather: Fine, Rail Position: +7m Entire

Section	Overall	1000m	800m	600m	400m	200m								
Section Times	1:12.19 [3] (0:13.65)	0:58.54 [3] (0:11.23)	0:47.31 [2] (0:11.79)	0:35.52 [1] (0:11.68)	0:23.84 [1] (0:11.36)	0:12.48 [1] (0:12.48)								
Average Speed [km/h]	52.8	64.6	61.7	62.4	63.4	57.6								
Top Speed [km/h]	66.5	66.3	63.2	63.7	64.8	61.5								
Avg. Dist. to Rail [m]	9.1	3.5	1.6	1.5	3.2	4.0								
Avg. Stride Freq. [Hz]	2.4	2.5	2.4	2.4	2.5	2.4								
Avg. Stride Length [m]	6.1	7.0	6.8	7.0	6.9	6.6								



- [ ] Ranking at each section and finish
- .-.- No data available at this section
- NA No data available



Horse/Jockey Name	Jungle Fever
Final Rank	4
Fastest Section Time (Section)	0:11.26 (400m)
Top Speed [km/h] (Section)	66.2 (Overall)
Race State	Finished



Sunshine Coast QLD Professional

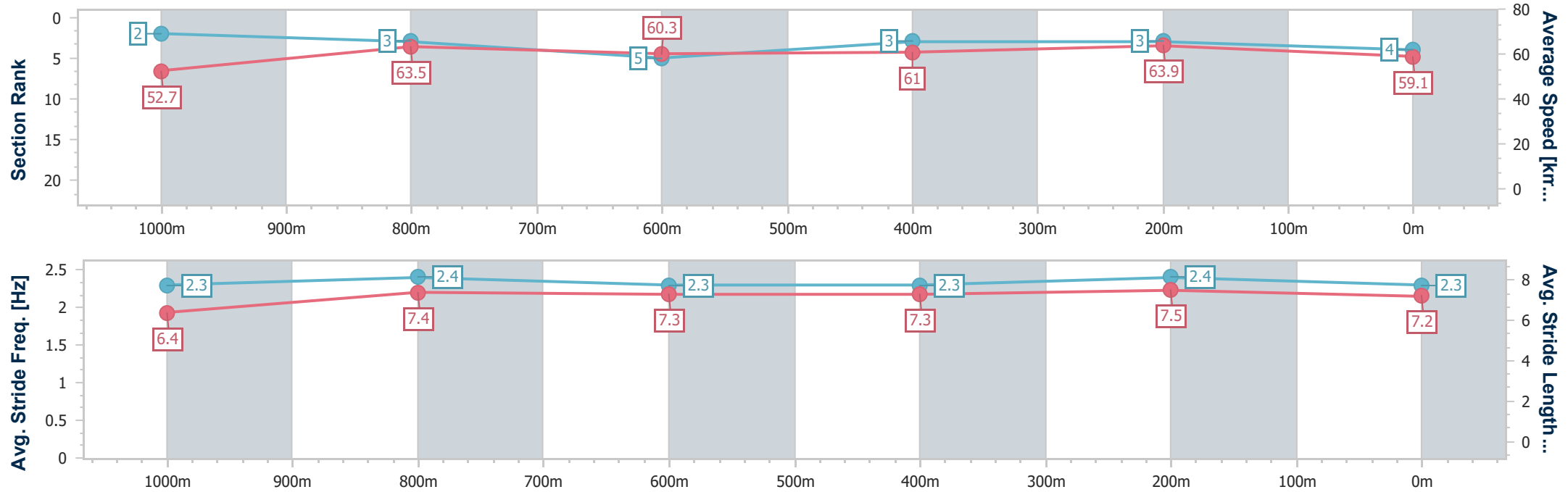
Race 5: CALDERA CLOTHING RATINGS BAND 0 - 58 Handicap - 1200m

SCTC SUNSHINE COAST TURF CLUB

14 February 2025 - 19:38

Track Rating: Soft 6, Weather: Fine, Rail Position: +7m Entire

Section	Overall	1000m	800m	600m	400m	200m							
Section Times	1:12.23 [4] (0:13.64)	0:58.59 [2] (0:11.45)	0:47.14 [3] (0:11.98)	0:35.16 [5] (0:11.70)	0:23.46 [3] (0:11.26)	0:12.20 [3] (0:12.20)							
Average Speed [km/h]	52.7	63.5	60.3	61.0	63.9	59.1							
Top Speed [km/h]	66.2	66.1	61.2	63.0	65.1	62.2							
Avg. Dist. to Rail [m]	4.1	2.4	0.8	1.5	2.0	4.3							
Avg. Stride Freq. [Hz]	2.3	2.4	2.3	2.3	2.4	2.3							
Avg. Stride Length [m]	6.4	7.4	7.3	7.3	7.5	7.2							



- [ ] Ranking at each section and finish
- .-.- No data available at this section
- NA No data available



Horse/Jockey Name	That's All Good
Final Rank	5
Fastest Section Time (Section)	0:11.17 (400m)
Top Speed [km/h] (Section)	66.0 (1000m)
Race State	Finished



Sunshine Coast QLD Professional

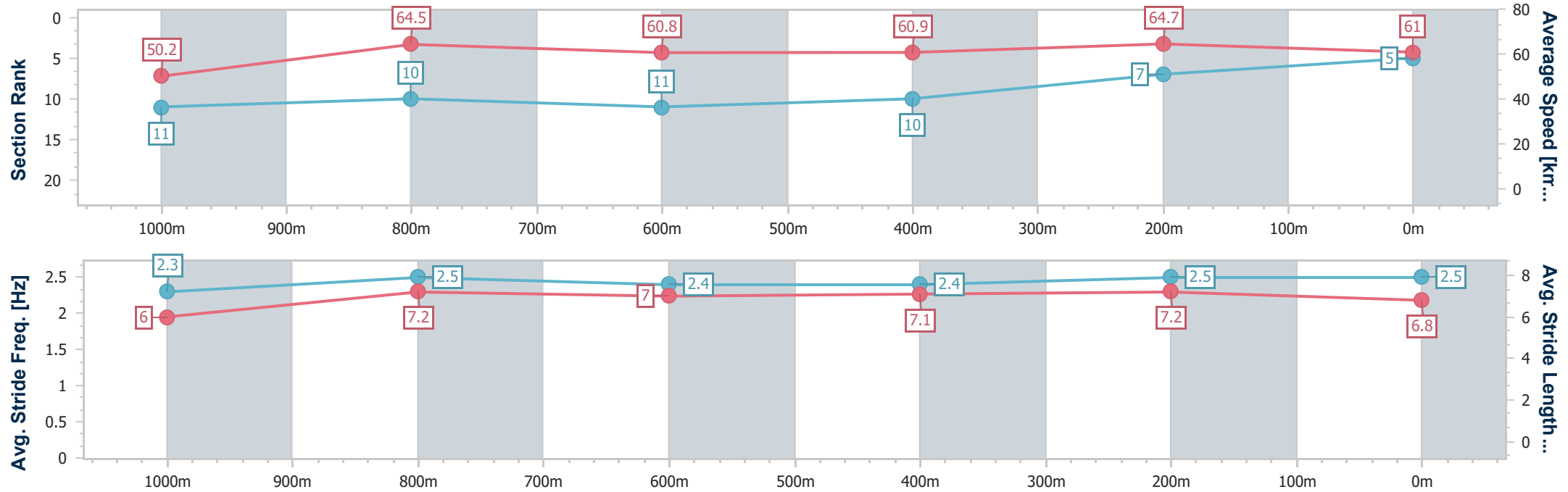
Race 5: CALDERA CLOTHING RATINGS BAND 0 - 58 Handicap - 1200m

SCTC SUNSHINE COAST TURF CLUB

14 February 2025 - 19:38

Track Rating: Soft 6, Weather: Fine, Rail Position: +7m Entire

Section	Overall	1000m	800m	600m	400m	200m							
Section Times	1:12.29 [5] (0:14.36)	0:57.93 [11] (0:11.22)	0:46.71 [10] (0:11.98)	0:34.73 [11] (0:11.77)	0:22.96 [10] (0:11.17)	0:11.79 [7] (0:11.79)							
Average Speed [km/h]	50.2	64.5	60.8	60.9	64.7	61.0							
Top Speed [km/h]	65.1	66.0	62.0	63.8	65.6	63.2							
Avg. Dist. to Rail [m]	3.0	1.4	2.1	0.9	1.1	6.2							
Avg. Stride Freq. [Hz]	2.3	2.5	2.4	2.4	2.5	2.5							
Avg. Stride Length [m]	6.0	7.2	7.0	7.1	7.2	6.8							







Horse/Jockey Name	Kernel Boom
Final Rank	6
Fastest Section Time (Section)	0:11.32 (400m)
Top Speed [km/h] (Section)	65.6 (400m)
Race State	Finished



Sunshine Coast QLD Professional

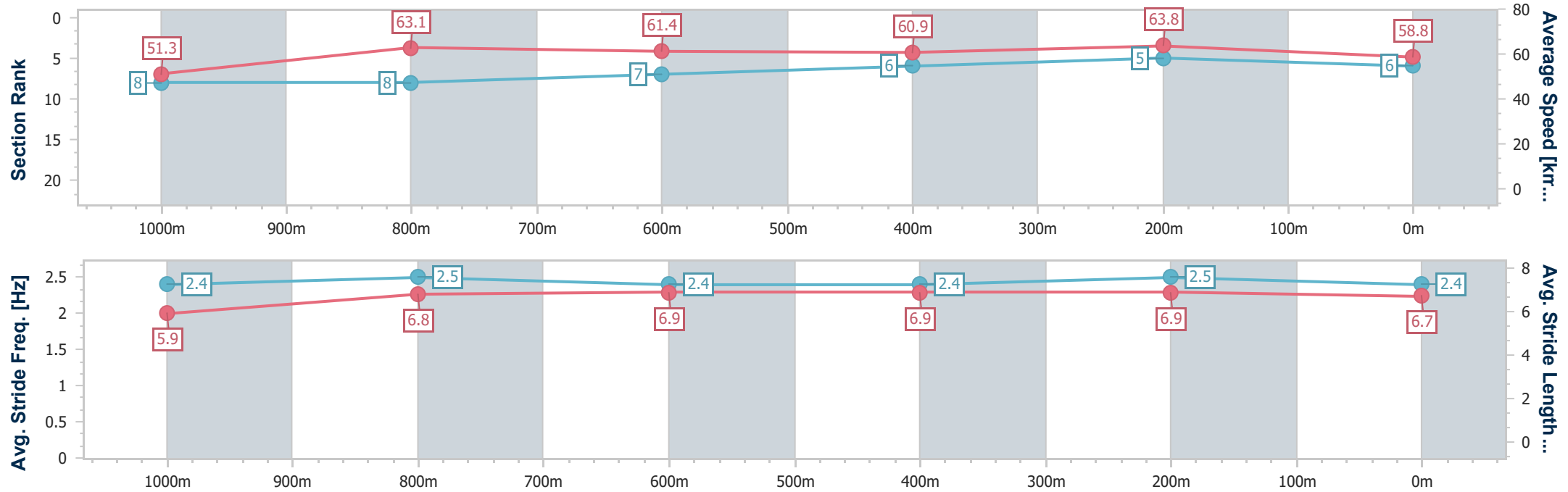
Race 5: CALDERA CLOTHING RATINGS BAND 0 - 58 Handicap - 1200m

14 February 2025 - 19:38

Track Rating: Soft 6, Weather: Fine, Rail Position: +7m Entire

SCTC SUNSHINE COAST TURF CLUB

Section	Overall	1000m	800m	600m	400m	200m							
Section Times	1:12.49 [6] (0:14.05)	0:58.44 [8] (0:11.50)	0:46.94 [8] (0:11.67)	0:35.27 [7] (0:11.70)	0:23.57 [6] (0:11.32)	0:12.25 [5] (0:12.25)							
Average Speed [km/h]	51.3	63.1	61.4	60.9	63.8	58.8							
Top Speed [km/h]	63.8	63.8	61.5	63.6	65.6	61.3							
Avg. Dist. to Rail [m]	5.5	2.2	0.7	1.3	1.2	2.2							
Avg. Stride Freq. [Hz]	2.4	2.5	2.4	2.4	2.5	2.4							
Avg. Stride Length [m]	5.9	6.8	6.9	6.9	6.9	6.7							



- [ ] Ranking at each section and finish
- .-.- No data available at this section
- NA No data available



Horse/Jockey Name	Bonnet Rouge
Final Rank	7
Fastest Section Time (Section)	0:11.41 (1000m)
Top Speed [km/h] (Section)	65.3 (Overall)
Race State	Finished



Sunshine Coast QLD Professional

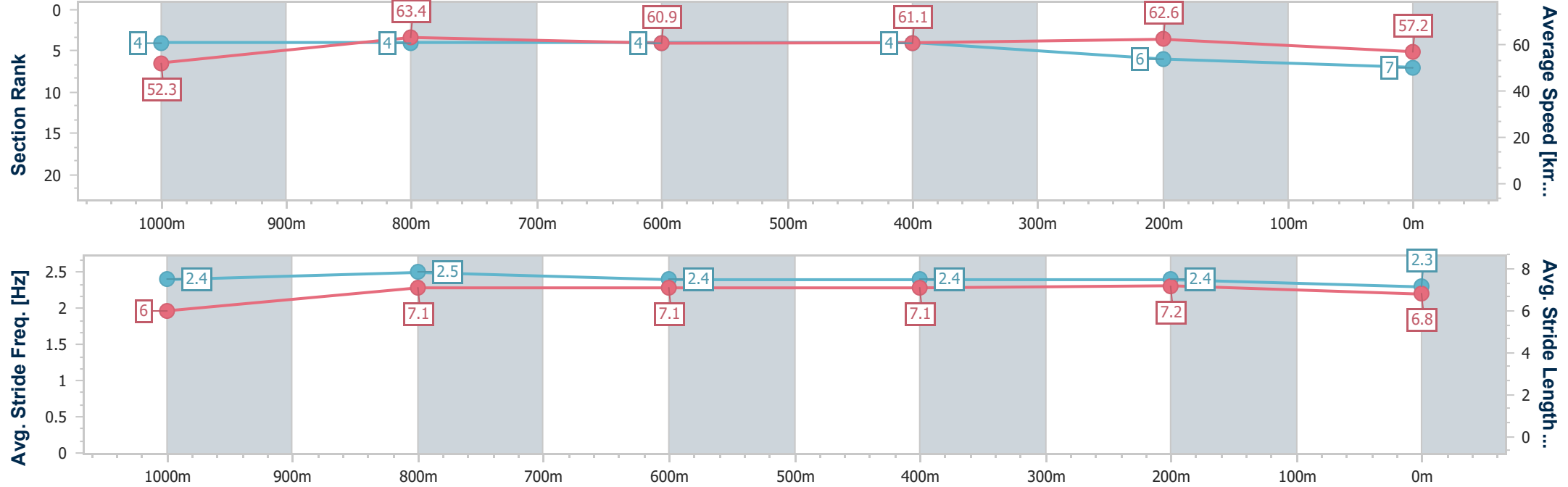
Race 5: CALDERA CLOTHING RATINGS BAND 0 - 58 Handicap - 1200m

14 February 2025 - 19:38

Track Rating: Soft 6, Weather: Fine, Rail Position: +7m Entire

SCTC SUNSHINE COAST TURF CLUB

Section	Overall	1000m	800m	600m	400m	200m							
Section Times	1:12.95 [7] (0:13.79)	0:59.16 [4] (0:11.41)	0:47.75 [4] (0:11.87)	0:35.88 [4] (0:11.79)	0:24.09 [4] (0:11.50)	0:12.59 [6] (0:12.59)							
Average Speed [km/h]	52.3	63.4	60.9	61.1	62.6	57.2							
Top Speed [km/h]	65.3	65.2	62.1	64.4	65.1	60.4							
Avg. Dist. to Rail [m]	5.0	2.6	1.0	0.3	4.4	5.1							
Avg. Stride Freq. [Hz]	2.4	2.5	2.4	2.4	2.4	2.3							
Avg. Stride Length [m]	6.0	7.1	7.1	7.1	7.2	6.8							



[ ] Ranking at each section and finish  
- - - - No data available at this section  
NA No data available



Horse/Jockey Name	Rockrata
Final Rank	8
Fastest Section Time (Section)	0:11.49 (1000m)
Top Speed [km/h] (Section)	64.5 (1000m)
Race State	Finished



Sunshine Coast QLD Professional

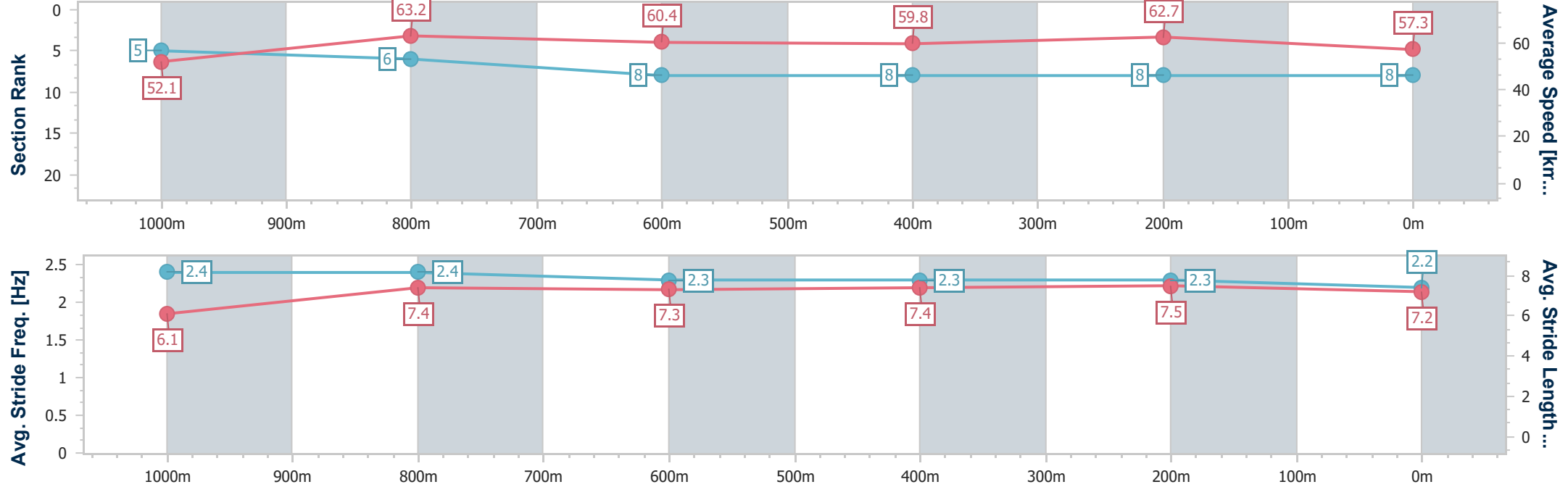
Race 5: CALDERA CLOTHING RATINGS BAND 0 - 58 Handicap - 1200m

14 February 2025 - 19:38

Track Rating: Soft 6, Weather: Fine, Rail Position: +7m Entire

SCTC SUNSHINE COAST TURF CLUB

Section	Overall	1000m	800m	600m	400m	200m							
Section Times	1:13.13 [8] (0:13.81)	0:59.32 [5] (0:11.49)	0:47.83 [6] (0:11.92)	0:35.91 [8] (0:11.85)	0:24.06 [8] (0:11.52)	0:12.54 [8] (0:12.54)							
Average Speed [km/h]	52.1	63.2	60.4	59.8	62.7	57.3							
Top Speed [km/h]	64.1	64.5	61.1	63.1	64.0	60.5							
Avg. Dist. to Rail [m]	2.1	2.4	0.8	2.1	0.5	1.5							
Avg. Stride Freq. [Hz]	2.4	2.4	2.3	2.3	2.3	2.2							
Avg. Stride Length [m]	6.1	7.4	7.3	7.4	7.5	7.2							



[ ] Ranking at each section and finish  
-.-.- No data available at this section  
NA No data available



Horse/Jockey Name	Amaterasu
Final Rank	9
Fastest Section Time (Section)	0:11.14 (1000m)
Top Speed [km/h] (Section)	67.1 (1000m)
Race State	Finished



Sunshine Coast QLD Professional

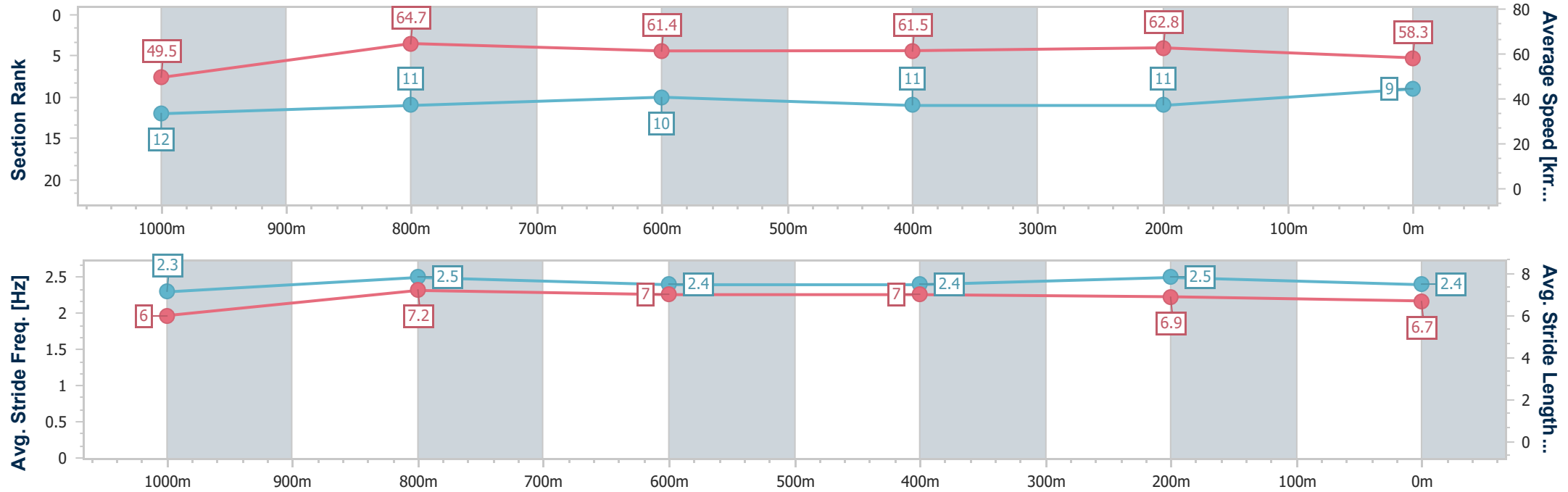
Race 5: CALDERA CLOTHING RATINGS BAND 0 - 58 Handicap - 1200m

SCTC SUNSHINE COAST TURF CLUB

14 February 2025 - 19:38

Track Rating: Soft 6, Weather: Fine, Rail Position: +7m Entire

Section	Overall	1000m	800m	600m	400m	200m								
Section Times	1:13.21 [9] (0:14.53)	0:58.68 [12] (0:11.14)	0:47.54 [11] (0:11.84)	0:35.70 [10] (0:11.88)	0:23.82 [11] (0:11.46)	0:12.36 [11] (0:12.36)								
Average Speed [km/h]	49.5	64.7	61.4	61.5	62.8	58.3								
Top Speed [km/h]	64.2	67.1	62.4	64.2	64.7	60.7								
Avg. Dist. to Rail [m]	4.7	0.5	1.0	2.4	5.4	5.5								
Avg. Stride Freq. [Hz]	2.3	2.5	2.4	2.4	2.5	2.4								
Avg. Stride Length [m]	6.0	7.2	7.0	7.0	6.9	6.7								





Horse/Jockey Name	Star Chance
Final Rank	10
Fastest Section Time (Section)	0:11.40 (1000m)
Top Speed [km/h] (Section)	65.8 (Overall)
Race State	Finished



Sunshine Coast QLD Professional

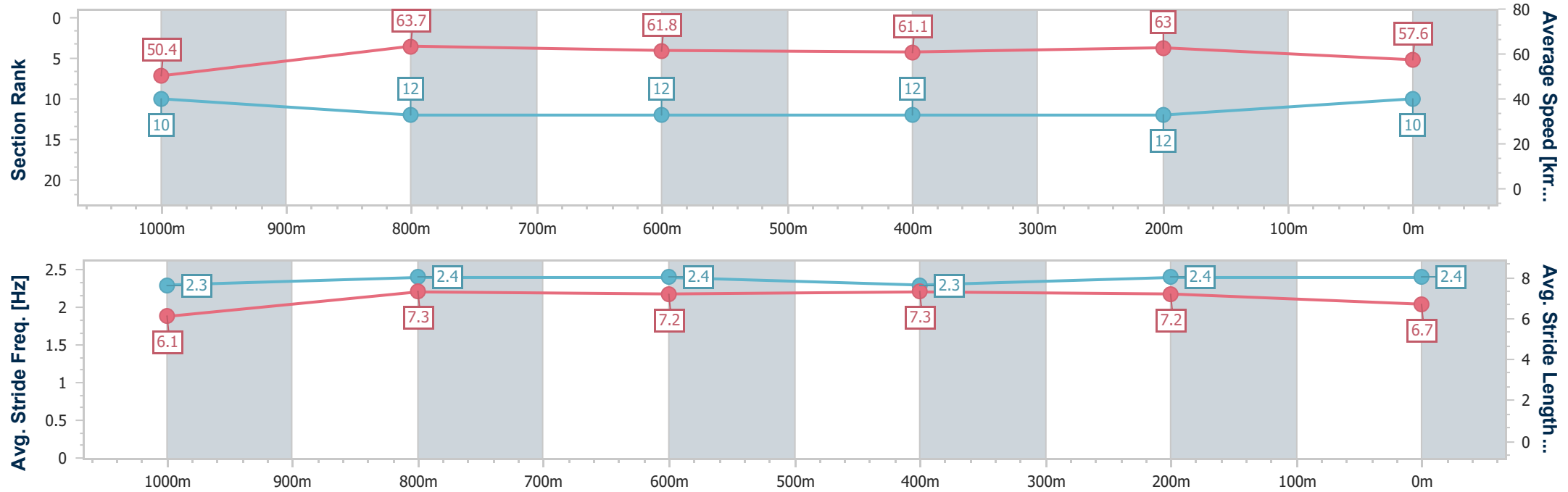
Race 5: CALDERA CLOTHING RATINGS BAND 0 - 58 Handicap - 1200m

SCTC SUNSHINE COAST TURF CLUB

14 February 2025 - 19:38

Track Rating: Soft 6, Weather: Fine, Rail Position: +7m Entire

Section	Overall	1000m	800m	600m	400m	200m								
Section Times	1:13.38 [10] (0:14.36)	0:59.02 [10] (0:11.40)	0:47.62 [12] (0:11.81)	0:35.81 [12] (0:11.90)	0:23.91 [12] (0:11.44)	0:12.47 [12] (0:12.47)								
Average Speed [km/h]	50.4	63.7	61.8	61.1	63.0	57.6								
Top Speed [km/h]	65.8	65.7	63.2	62.9	64.8	62.6								
Avg. Dist. to Rail [m]	8.9	2.9	2.0	2.1	6.7	10.7								
Avg. Stride Freq. [Hz]	2.3	2.4	2.4	2.3	2.4	2.4								
Avg. Stride Length [m]	6.1	7.3	7.2	7.3	7.2	6.7								



- [ ] Ranking at each section and finish
- .-.- No data available at this section
- NA No data available



Horse/Jockey Name	Ready To Boom
Final Rank	11
Fastest Section Time (Section)	0:11.49 (1000m)
Top Speed [km/h] (Section)	64.1 (1000m)
Race State	Finished



Sunshine Coast QLD Professional

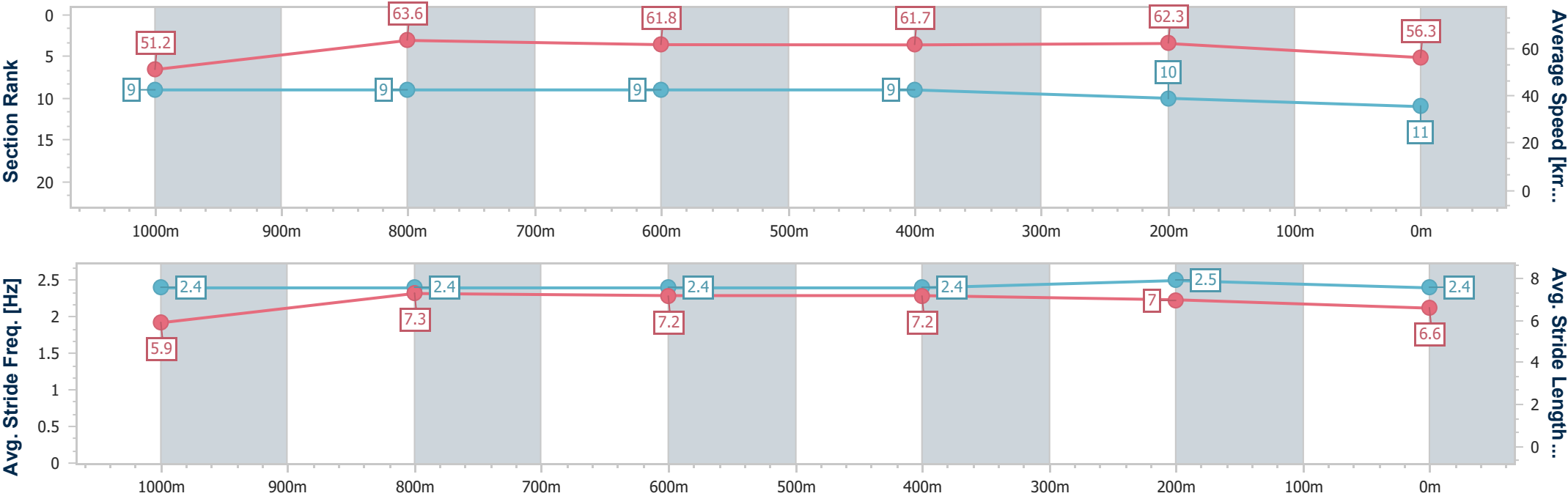
Race 5: CALDERA CLOTHING RATINGS BAND 0 - 58 Handicap - 1200m

SCTC SUNSHINE COAST TURF CLUB

14 February 2025 - 19:38

Track Rating: Soft 6, Weather: Fine, Rail Position: +7m Entire

Section	Overall	1000m	800m	600m	400m	200m							
Section Times	1:13.47 [11] (0:14.07)	0:59.40 [9] (0:11.49)	0:47.91 [9] (0:11.84)	0:36.07 [9] (0:11.76)	0:24.31 [9] (0:11.54)	0:12.77 [10] (0:12.77)							
Average Speed [km/h]	51.2	63.6	61.8	61.7	62.3	56.3							
Top Speed [km/h]	63.7	64.1	62.9	63.7	64.0	60.9							
Avg. Dist. to Rail [m]	10.9	5.9	2.7	1.2	7.9	8.0							
Avg. Stride Freq. [Hz]	2.4	2.4	2.4	2.4	2.5	2.4							
Avg. Stride Length [m]	5.9	7.3	7.2	7.2	7.0	6.6							





Horse/Jockey Name	Our Drummer
Final Rank	12
Fastest Section Time (Section)	0:11.33 (1000m)
Top Speed [km/h] (Section)	65.8 (1000m)
Race State	Finished



Sunshine Coast QLD Professional

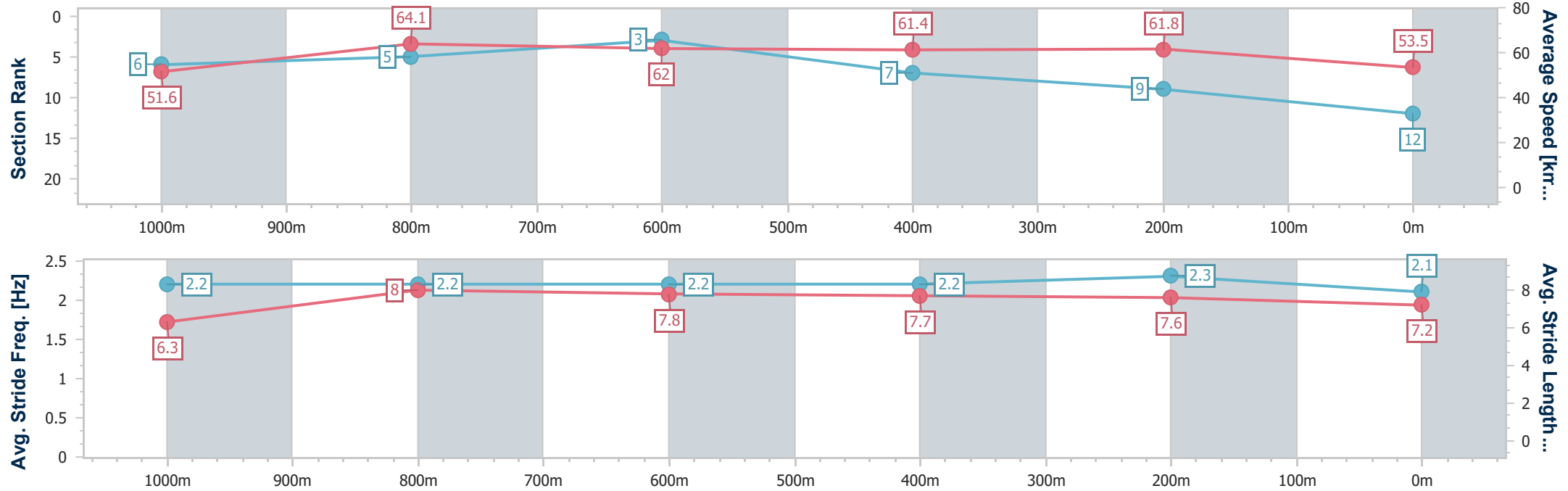
Race 5: CALDERA CLOTHING RATINGS BAND 0 - 58 Handicap - 1200m

14 February 2025 - 19:38

Track Rating: Soft 6, Weather: Fine, Rail Position: +7m Entire

SCTC SUNSHINE COAST TURF CLUB

Section	Overall	1000m	800m	600m	400m	200m							
Section Times	1:14.07 [12] (0:13.93)	1:00.14 [6] (0:11.33)	0:48.81 [5] (0:11.78)	0:37.03 [3] (0:11.95)	0:25.08 [7] (0:11.65)	0:13.43 [9] (0:13.43)							
Average Speed [km/h]	51.6	64.1	62.0	61.4	61.8	53.5							
Top Speed [km/h]	64.5	65.8	62.5	62.7	63.8	59.7							
Avg. Dist. to Rail [m]	7.1	3.1	2.5	2.6	6.8	7.7							
Avg. Stride Freq. [Hz]	2.2	2.2	2.2	2.2	2.3	2.1							
Avg. Stride Length [m]	6.3	8.0	7.8	7.7	7.6	7.2							





# Sunshine Coast QLD Professional

## Race 6: MARTIN COLLINS AUSTRALIA Class 4 Handicap - 1400m

14 February 2025 - 20:08



Track Rating: Soft 6, Weather: Fine, Rail Position: +7m Entire

Section		Overall				1200m	1000m	800m	600m	400m	Last 600m	
Field Times		1:24.58				1:11.21	1:00.09	0:48.38	0:36.69	0:25.02	0:36.69	
		(0:13.37)				(0:11.12)	(0:11.71)	(0:11.69)	(0:11.67)	(0:11.99)		
Rank	TAB	Horse/Jockey	Barrier	Top Speed [km/h]	Fastest Section							Distance Travelled [m]
1	5	DIVINE PURPOSE	5	65.9	0:11.19	1:24.58 [1]	1:10.61 [7]	0:59.42 [6]	0:47.66 [6]	0:35.89 [6]	0:24.38 [6]	0:35.89
		Justin Stanley		1200m	1200m	(0:13.97)	(0:11.19)	(0:11.76)	(0:11.77)	(0:11.51)	(0:11.73)	
2	11	BECAMO	8	67.7	0:11.26	1:24.69 [2]	1:11.27 [3]	1:00.01 [2]	0:48.27 [2]	0:36.63 [2]	0:24.98 [2]	0:36.63 +2
		Ron Stewart		1200m	1200m	(0:13.42)	(0:11.26)	(0:11.74)	(0:11.64)	(0:11.65)	(0:12.02)	
2	9	SPEED MAP	9	67.2	0:11.12	1:24.69 [2]	1:11.32 [1]	1:00.20 [1]	0:48.49 [1]	0:36.80 [1]	0:25.13 [1]	0:36.80 -2
		Bailey Wheeler		1200m	1200m	(0:13.37)	(0:11.12)	(0:11.71)	(0:11.69)	(0:11.67)	(0:11.99)	
4	2	NEVER GIVE UP	3	65.0	0:11.32	1:24.99 [4]	1:11.14 [6]	0:59.82 [7]	0:47.95 [7]	0:36.22 [7]	0:24.72 [7]	0:36.22 -2
		Kyle Wilson-Taylor		1200m	1200m	(0:13.85)	(0:11.32)	(0:11.87)	(0:11.73)	(0:11.50)	(0:11.67)	
5	4	CHARLIE'S CASE	7	67.0	0:11.18	1:25.02 [5]	1:11.32 [5]	1:00.14 [4]	0:48.30 [5]	0:36.54 [5]	0:24.89 [5]	0:36.54 +1
		Jace McMurray		1200m	1200m	(0:13.70)	(0:11.18)	(0:11.84)	(0:11.76)	(0:11.65)	(0:11.85)	
6	6	BONDED AFFAIR	1	67.2	0:11.21	1:25.02 [6]	1:11.34 [4]	1:00.13 [5]	0:48.35 [4]	0:36.61 [4]	0:25.02 [4]	0:36.61 -4
		Angela Jones		Overall	1200m	(0:13.68)	(0:11.21)	(0:11.78)	(0:11.74)	(0:11.59)	(0:11.92)	
7	7	DIRTY MERCHANT	6	68.0	0:11.40	1:25.17 [7]	1:11.76 [2]	1:00.36 [3]	0:48.55 [3]	0:36.94 [3]	0:25.25 [3]	0:36.94 +2
		Jake Bayliss		Overall	1200m	(0:13.41)	(0:11.40)	(0:11.81)	(0:11.61)	(0:11.69)	(0:11.96)	
8	10	DEMON DELIVERA	4	65.9	0:11.16	1:25.51 [8]	1:11.38 [8]	1:00.22 [8]	0:48.42 [8]	0:36.65 [8]	0:25.16 [8]	0:36.65 +2
		Micheal Hellyer		1200m	1200m	(0:14.13)	(0:11.16)	(0:11.80)	(0:11.77)	(0:11.49)	(0:11.95)	

Scratched: Island Magic (#8), I Am Lethal (#3), Three Gongs (#13), Billionair Baby (#1), Gregarious (#12)





Sunshine Coast QLD Professional  
Race 6: MARTIN COLLINS AUSTRALIA Class 4 Handicap - 1400m  
14 February 2025 - 20:08



Track Rating: Soft 6, Weather: Fine, Rail Position: +7m Entire

Section Field Times				200m 0:13.03 (0:13.03)		Last 600m 0:36.69			
Rank	TAB	Horse/Jockey	Barrier	Top Speed [km/h]	Fastest Section	Margin			Distance Travelled [m]
1	5	DIVINE PURPOSE	5	65.9	0:11.19	0:12.65 [5]	1:24.58		0:35.89
		Justin Stanley		1200m	1200m	(0:12.65)			
2	11	BECAMO	8	67.7	0:11.26	0:12.96 [2]	0.5L		0:36.63 +2
		Ron Stewart		1200m	1200m	(0:12.96)			
2	9	SPEED MAP	9	67.2	0:11.12	0:13.14 [1]	0.5L		0:36.80 -2
		Bailey Wheeler		1200m	1200m	(0:13.14)			
4	2	NEVER GIVE UP	3	65.0	0:11.32	0:13.05 [6]	2L		0:36.22 -2
		Kyle Wilson-Taylor		1200m	1200m	(0:13.05)			
5	4	CHARLIE'S CASE	7	67.0	0:11.18	0:13.04 [7]	2.1L		0:36.54 +1
		Jace McMurray		1200m	1200m	(0:13.04)			
6	6	BONDED AFFAIR	1	67.2	0:11.21	0:13.10 [4]	2.2L		0:36.61 -4
		Angela Jones		Overall	1200m	(0:13.10)			
7	7	DIRTY MERCHANT	6	68.0	0:11.40	0:13.29 [3]	3L		0:36.94 +2
		Jake Bayliss		Overall	1200m	(0:13.29)			
8	10	DEMON DELIVERA	4	65.9	0:11.16	0:13.21 [8]	5L		0:36.65 +2
		Micheal Hellyer		1200m	1200m	(0:13.21)			

Scratched: Island Magic (#8), I Am Lethal (#3), Three Gongs (#13), Billionair Baby (#1), Gregarious (#12)



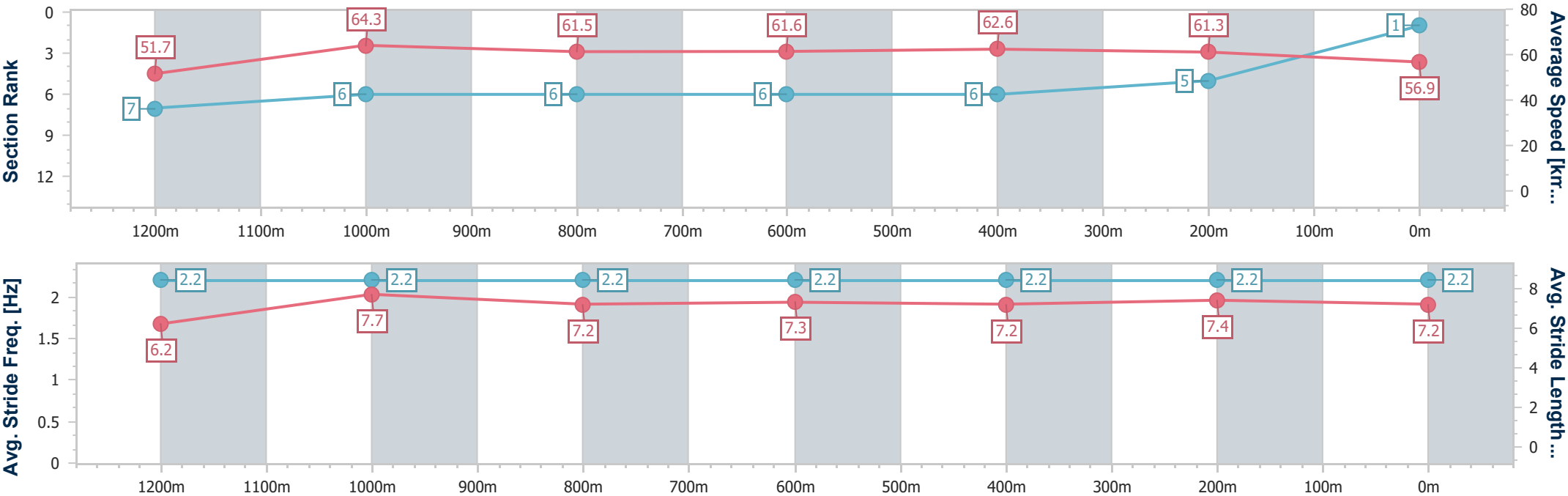
Horse/Jockey Name	Divine Purpose
Final Rank	1
Fastest Section Time (Section)	0:11.19 (1200m)
Top Speed [km/h] (Section)	65.9 (1200m)
Race State	Finished



Sunshine Coast QLD Professional  
Race 6: MARTIN COLLINS AUSTRALIA Class 4 Handicap - 1400m  
14 February 2025 - 20:08  
Track Rating: Soft 6, Weather: Fine, Rail Position: +7m Entire



Section	Overall	1200m	1000m	800m	600m	400m	200m						
Section Times	1:24.58 [1] (0:13.97)	1:10.61 [7] (0:11.19)	0:59.42 [6] (0:11.76)	0:47.66 [6] (0:11.77)	0:35.89 [6] (0:11.51)	0:24.38 [6] (0:11.73)	0:12.65 [5] (0:12.65)						
Average Speed [km/h]	51.7	64.3	61.5	61.6	62.6	61.3	56.9						
Top Speed [km/h]	65.9	65.9	63.0	62.3	63.2	62.6	59.6						
Avg. Dist. to Rail [m]	3.9	1.7	1.6	1.0	0.4	0.8	0.5						
Avg. Stride Freq. [Hz]	2.2	2.2	2.2	2.2	2.2	2.2	2.2						
Avg. Stride Length [m]	6.2	7.7	7.2	7.3	7.2	7.4	7.2						





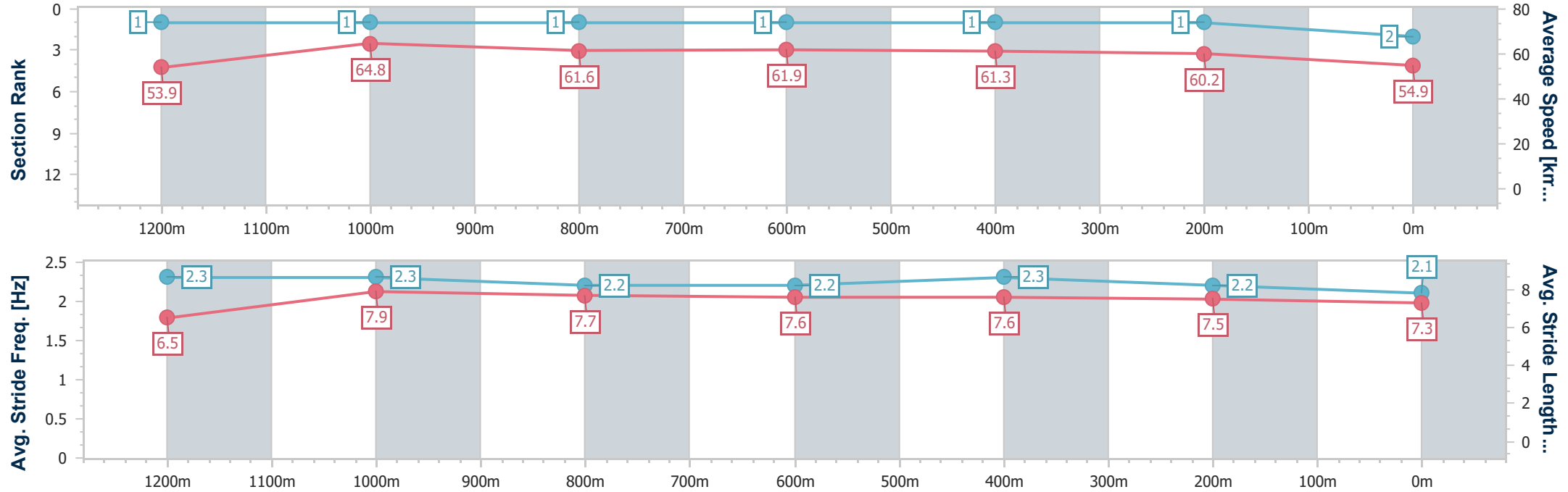
Horse/Jockey Name	Speed Map
Final Rank	2
Fastest Section Time (Section)	0:11.12 (1200m)
Top Speed [km/h] (Section)	67.2 (1200m)
Race State	Finished



Sunshine Coast QLD Professional  
Race 6: MARTIN COLLINS AUSTRALIA Class 4 Handicap - 1400m  
14 February 2025 - 20:08  
Track Rating: Soft 6, Weather: Fine, Rail Position: +7m Entire



Section	Overall	1200m	1000m	800m	600m	400m	200m						
Section Times	1:24.69 [2] (0:13.37)	1:11.32 [1] (0:11.12)	1:00.20 [1] (0:11.71)	0:48.49 [1] (0:11.69)	0:36.80 [1] (0:11.67)	0:25.13 [1] (0:11.99)	0:13.14 [1] (0:13.14)						
Average Speed [km/h]	53.9	64.8	61.6	61.9	61.3	60.2	54.9						
Top Speed [km/h]	66.9	67.2	62.3	62.5	62.0	61.8	58.5						
Avg. Dist. to Rail [m]	8.1	4.4	2.0	0.8	0.8	1.4	2.7						
Avg. Stride Freq. [Hz]	2.3	2.3	2.2	2.2	2.3	2.2	2.1						
Avg. Stride Length [m]	6.5	7.9	7.7	7.6	7.6	7.5	7.3						



- [ ] Ranking at each section and finish
- .-.- No data available at this section
- NA No data available



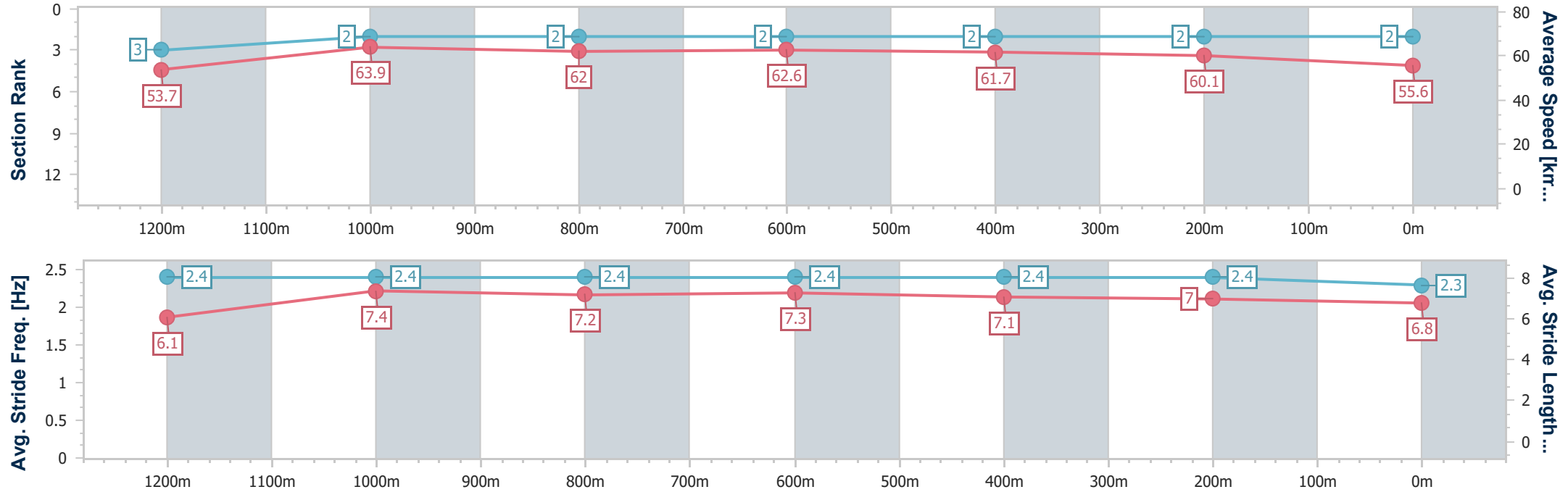
Horse/Jockey Name	Becamo
Final Rank	2
Fastest Section Time (Section)	0:11.26 (1200m)
Top Speed [km/h] (Section)	67.7 (1200m)
Race State	Finished



Sunshine Coast QLD Professional  
Race 6: MARTIN COLLINS AUSTRALIA Class 4 Handicap - 1400m  
14 February 2025 - 20:08  
Track Rating: Soft 6, Weather: Fine, Rail Position: +7m Entire



Section	Overall	1200m	1000m	800m	600m	400m	200m						
Section Times	1:24.69 [2] (0:13.42)	1:11.27 [3] (0:11.26)	1:00.01 [2] (0:11.74)	0:48.27 [2] (0:11.64)	0:36.63 [2] (0:11.65)	0:24.98 [2] (0:12.02)	0:12.96 [2] (0:12.96)						
Average Speed [km/h]	53.7	63.9	62.0	62.6	61.7	60.1	55.6						
Top Speed [km/h]	67.7	67.7	62.7	63.6	62.6	61.4	57.7						
Avg. Dist. to Rail [m]	7.3	3.8	3.3	2.1	0.5	2.6	2.7						
Avg. Stride Freq. [Hz]	2.4	2.4	2.4	2.4	2.4	2.4	2.3						
Avg. Stride Length [m]	6.1	7.4	7.2	7.3	7.1	7.0	6.8						





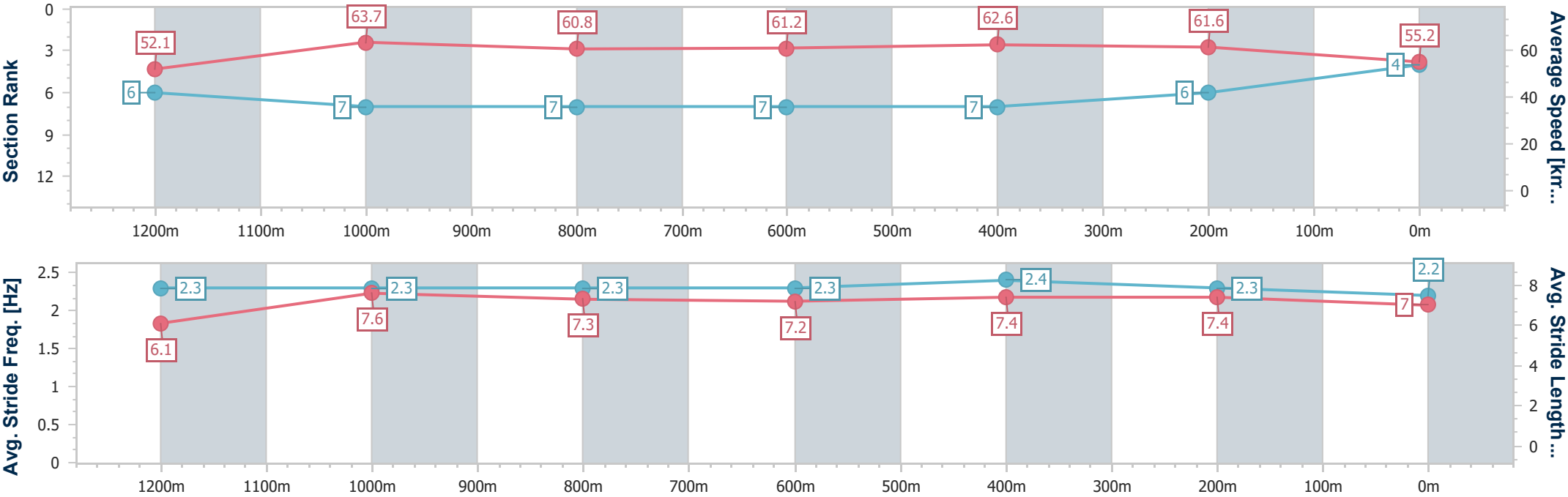
Horse/Jockey Name	Never Give Up
Final Rank	4
Fastest Section Time (Section)	0:11.32 (1200m)
Top Speed [km/h] (Section)	65.0 (1200m)
Race State	Finished



Sunshine Coast QLD Professional  
Race 6: MARTIN COLLINS AUSTRALIA Class 4 Handicap - 1400m  
14 February 2025 - 20:08  
Track Rating: Soft 6, Weather: Fine, Rail Position: +7m Entire



Section	Overall	1200m	1000m	800m	600m	400m	200m						
Section Times	1:24.99 [4] (0:13.85)	1:11.14 [6] (0:11.32)	0:59.82 [7] (0:11.87)	0:47.95 [7] (0:11.73)	0:36.22 [7] (0:11.50)	0:24.72 [7] (0:11.67)	0:13.05 [6] (0:13.05)						
Average Speed [km/h]	52.1	63.7	60.8	61.2	62.6	61.6	55.2						
Top Speed [km/h]	65.0	65.0	62.3	63.1	63.6	63.4	59.2						
Avg. Dist. to Rail [m]	3.8	2.3	2.1	0.6	0.7	3.0	3.4						
Avg. Stride Freq. [Hz]	2.3	2.3	2.3	2.3	2.4	2.3	2.2						
Avg. Stride Length [m]	6.1	7.6	7.3	7.2	7.4	7.4	7.0						



- [ ] Ranking at each section and finish
- .-.- No data available at this section
- NA No data available



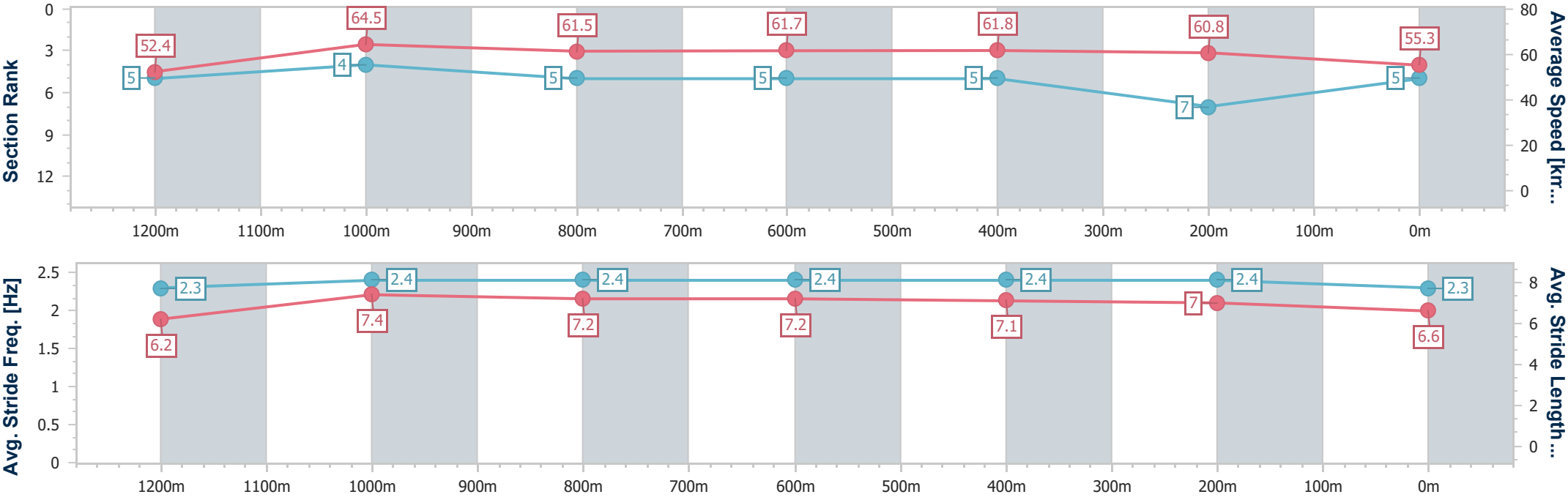
Horse/Jockey Name	Charlie's Case
Final Rank	5
Fastest Section Time (Section)	0:11.18 (1200m)
Top Speed [km/h] (Section)	67.0 (1200m)
Race State	Finished



Sunshine Coast QLD Professional  
Race 6: MARTIN COLLINS AUSTRALIA Class 4 Handicap - 1400m  
14 February 2025 - 20:08  
Track Rating: Soft 6, Weather: Fine, Rail Position: +7m Entire



Section	Overall	1200m	1000m	800m	600m	400m	200m						
Section Times	1:25.02 [5] (0:13.70)	1:11.32 [5] (0:11.18)	1:00.14 [4] (0:11.84)	0:48.30 [5] (0:11.76)	0:36.54 [5] (0:11.65)	0:24.89 [5] (0:11.85)	0:13.04 [7] (0:13.04)						
Average Speed [km/h]	52.4	64.5	61.5	61.7	61.8	60.8	55.3						
Top Speed [km/h]	66.5	67.0	62.3	62.5	62.7	62.2	59.2						
Avg. Dist. to Rail [m]	6.0	4.4	3.3	1.4	0.5	5.3	7.6						
Avg. Stride Freq. [Hz]	2.3	2.4	2.4	2.4	2.4	2.4	2.3						
Avg. Stride Length [m]	6.2	7.4	7.2	7.2	7.1	7.0	6.6						





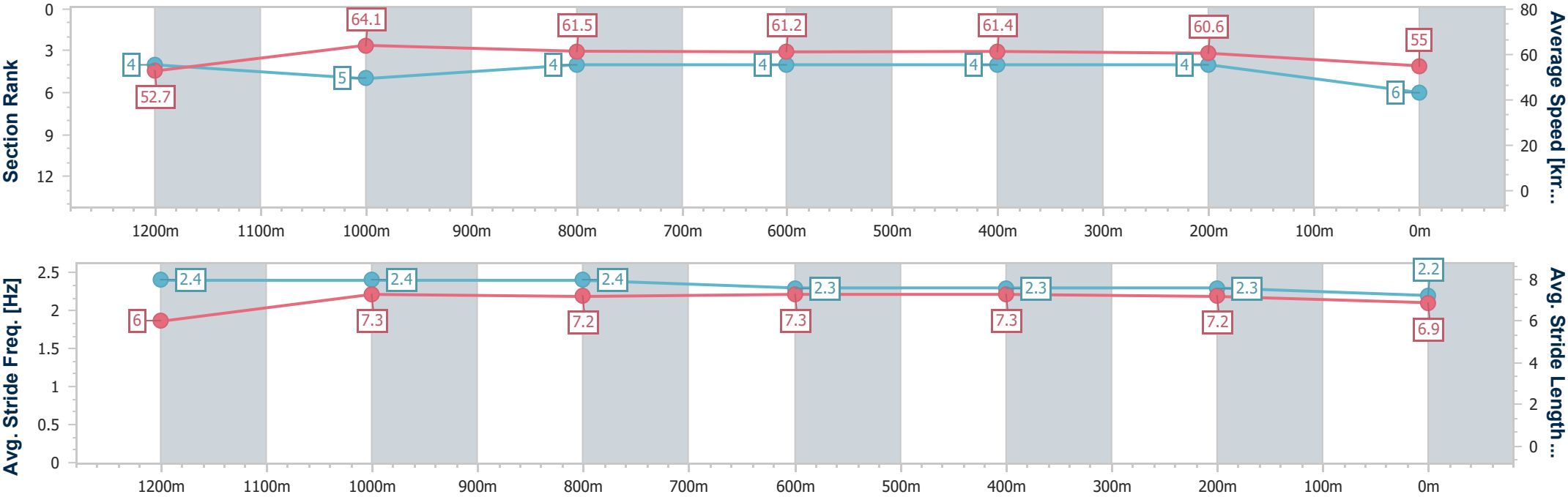
Horse/Jockey Name	Bonded Affair
Final Rank	6
Fastest Section Time (Section)	0:11.21 (1200m)
Top Speed [km/h] (Section)	67.2 (Overall)
Race State	Finished



Sunshine Coast QLD Professional  
Race 6: MARTIN COLLINS AUSTRALIA Class 4 Handicap - 1400m  
14 February 2025 - 20:08  
Track Rating: Soft 6, Weather: Fine, Rail Position: +7m Entire



Section	Overall	1200m	1000m	800m	600m	400m	200m						
Section Times	1:25.02 [6] (0:13.68)	1:11.34 [4] (0:11.21)	1:00.13 [5] (0:11.78)	0:48.35 [4] (0:11.74)	0:36.61 [4] (0:11.59)	0:25.02 [4] (0:11.92)	0:13.10 [4] (0:13.10)						
Average Speed [km/h]	52.7	64.1	61.5	61.2	61.4	60.6	55.0						
Top Speed [km/h]	67.2	66.0	64.2	62.1	62.0	62.0	58.9						
Avg. Dist. to Rail [m]	1.7	1.2	2.1	0.8	2.0	1.2	2.1						
Avg. Stride Freq. [Hz]	2.4	2.4	2.4	2.3	2.3	2.3	2.2						
Avg. Stride Length [m]	6.0	7.3	7.2	7.3	7.3	7.2	6.9						





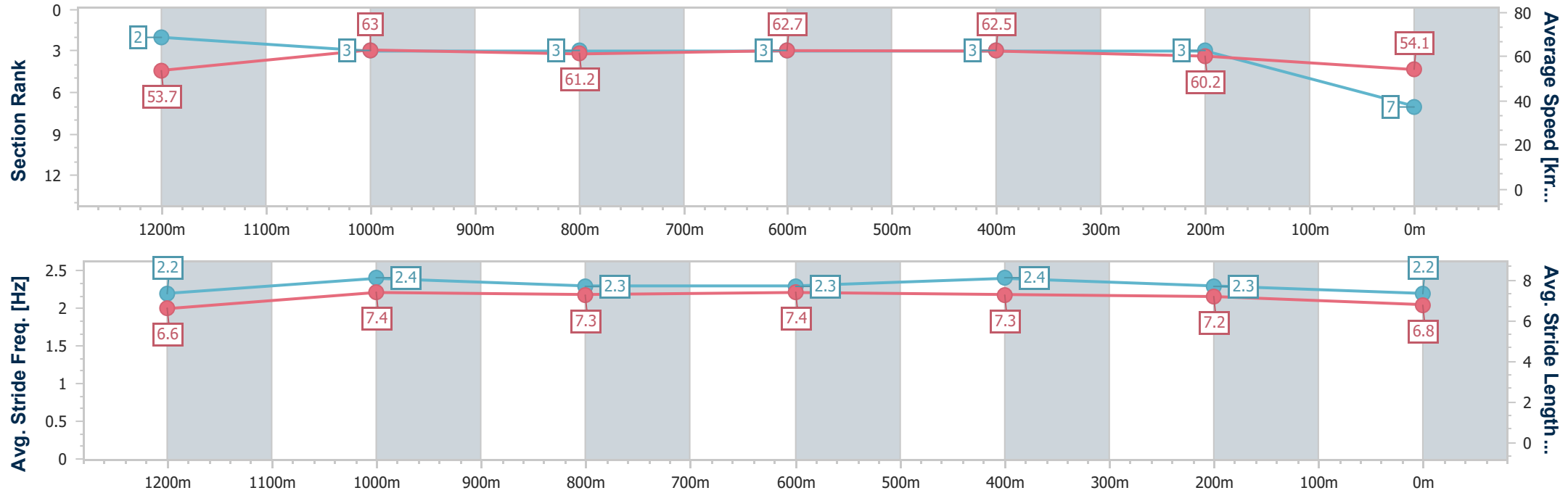
Horse/Jockey Name	Dirty Merchant
Final Rank	7
Fastest Section Time (Section)	0:11.40 (1200m)
Top Speed [km/h] (Section)	68.0 (Overall)
Race State	Finished



Sunshine Coast QLD Professional  
Race 6: MARTIN COLLINS AUSTRALIA Class 4 Handicap - 1400m  
14 February 2025 - 20:08  
Track Rating: Soft 6, Weather: Fine, Rail Position: +7m Entire



Section	Overall	1200m	1000m	800m	600m	400m	200m						
Section Times	1:25.17 [7] (0:13.41)	1:11.76 [2] (0:11.40)	1:00.36 [3] (0:11.81)	0:48.55 [3] (0:11.61)	0:36.94 [3] (0:11.69)	0:25.25 [3] (0:11.96)	0:13.29 [3] (0:13.29)						
Average Speed [km/h]	53.7	63.0	61.2	62.7	62.5	60.2	54.1						
Top Speed [km/h]	68.0	66.7	62.2	64.2	63.1	62.9	57.6						
Avg. Dist. to Rail [m]	4.1	1.9	1.7	1.7	2.3	5.4	6.2						
Avg. Stride Freq. [Hz]	2.2	2.4	2.3	2.3	2.4	2.3	2.2						
Avg. Stride Length [m]	6.6	7.4	7.3	7.4	7.3	7.2	6.8						



[ ] Ranking at each section and finish  
-.-.- No data available at this section  
NA No data available





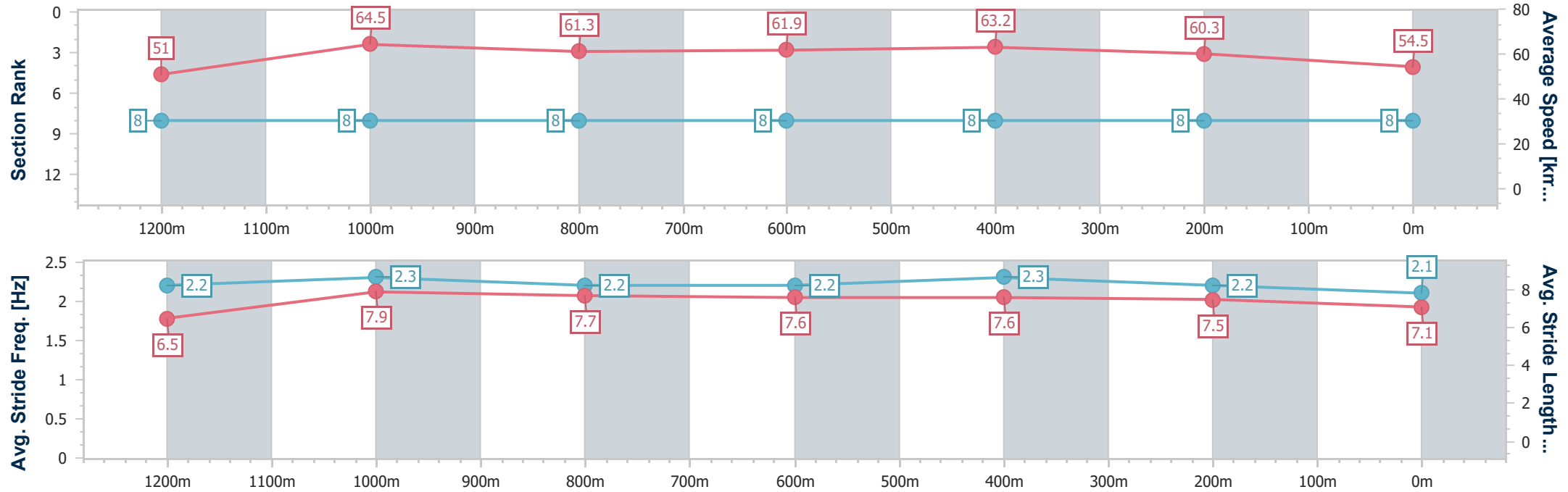
Horse/Jockey Name	Demon Delivera
Final Rank	8
Fastest Section Time (Section)	0:11.16 (1200m)
Top Speed [km/h] (Section)	65.9 (1200m)
Race State	Finished



Sunshine Coast QLD Professional  
Race 6: MARTIN COLLINS AUSTRALIA Class 4 Handicap - 1400m  
14 February 2025 - 20:08  
Track Rating: Soft 6, Weather: Fine, Rail Position: +7m Entire



Section	Overall	1200m	1000m	800m	600m	400m	200m						
Section Times	1:25.51 [8] (0:14.13)	1:11.38 [8] (0:11.16)	1:00.22 [8] (0:11.80)	0:48.42 [8] (0:11.77)	0:36.65 [8] (0:11.49)	0:25.16 [8] (0:11.95)	0:13.21 [8] (0:13.21)						
Average Speed [km/h]	51.0	64.5	61.3	61.9	63.2	60.3	54.5						
Top Speed [km/h]	64.9	65.9	61.9	62.5	64.1	62.4	57.6						
Avg. Dist. to Rail [m]	3.4	2.9	2.4	2.0	1.7	4.4	5.3						
Avg. Stride Freq. [Hz]	2.2	2.3	2.2	2.2	2.3	2.2	2.1						
Avg. Stride Length [m]	6.5	7.9	7.7	7.6	7.6	7.5	7.1						





Sunshine Coast QLD Professional  
Race 7: WIMMERS PREMIUM SOFT DRINKS BENCHMARK 62 Handicap -  
1600m

14 February 2025 - 20:39



Track Rating: Soft 6, Weather: Fine, Rail Position: +7m Entire

Section						Overall	1400m	1200m	1000m	800m	600m	400m	Last 600m		
Field Times						1:38.20 (0:13.71)	1:24.49 (0:11.64)	1:12.85 (0:11.96)	1:00.89 (0:12.15)	0:48.74 (0:12.45)	0:36.29 (0:12.27)	0:24.02 (0:11.57)	0:00.00		
Rank	TAB	Horse/Jockey	Barrier	Top Speed [km/h]	Fastest Section										Distance Travelled [m]
1	5	EXPRESS PAYMENT	1	63.7	0:11.57	1:38.20 [1]	1:24.49 [1]	1:12.85 [1]	1:00.89 [1]	0:48.74 [1]	0:36.29 [1]	0:24.02 [1]	0:36.29		
		Jake Bayliss		Overall	400m	(0:13.71)	(0:11.64)	(0:11.96)	(0:12.15)	(0:12.45)	(0:12.27)	(0:11.57)			
2	4	VALANTINO ROC	12	63.2	0:11.63	1:38.38 [2]	1:24.57 [3]	1:12.54 [4]	1:00.56 [4]	0:48.35 [4]	0:36.12 [4]	0:23.85 [4]	0:36.12 +3		
		Dan McGillivray		400m	400m	(0:13.81)	(0:12.03)	(0:11.98)	(0:12.21)	(0:12.23)	(0:12.27)	(0:11.63)			
3	8	SHADOW CRUISER	6	64.0	0:11.53	1:38.46 [3]	1:24.41 [5]	1:12.24 [6]	1:00.19 [6]	0:47.80 [6]	0:35.63 [7]	0:23.59 [7]	0:35.63 +3		
		Vlad Duric		Overall	400m	(0:14.05)	(0:12.17)	(0:12.05)	(0:12.39)	(0:12.17)	(0:12.04)	(0:11.53)			
4	10	FERINO	4	63.3	0:11.54	1:38.69 [4]	1:24.43 [8]	1:12.23 [8]	1:00.03 [8]	0:47.68 [8]	0:35.82 [8]	0:23.69 [9]	0:35.82 +2		
		Angela Jones		400m	400m	(0:14.26)	(0:12.20)	(0:12.20)	(0:12.35)	(0:11.86)	(0:12.13)	(0:11.54)			
5	6	WHISTLING SPIRIT	5	63.0	0:11.72	1:38.75 [5]	1:24.98 [2]	1:13.26 [2]	1:01.29 [2]	0:49.10 [2]	0:36.67 [2]	0:24.41 [2]	0:36.67 +1		
		Tiffani Brooker		Overall	1400m	(0:13.77)	(0:11.72)	(0:11.97)	(0:12.19)	(0:12.43)	(0:12.26)	(0:11.76)			
6	3	SOCK'EMSID	2	64.1	0:11.71	1:38.91 [6]	1:25.00 [4]	1:13.29 [3]	1:01.26 [3]	0:48.99 [3]	0:36.71 [3]	0:24.55 [3]	0:36.71 -11		
		Heidi Gillie		Overall	1400m	(0:13.91)	(0:11.71)	(0:12.03)	(0:12.27)	(0:12.28)	(0:12.16)	(0:11.86)			
7	13	PENDING	10	63.9	0:11.51	1:39.02 [7]	1:24.24 [10]	1:12.18 [11]	0:59.89 [12]	0:47.57 [12]	0:35.68 [11]	0:23.73 [11]	0:35.68 +3		
		Jace McMurray		400m	400m	(0:14.78)	(0:12.06)	(0:12.29)	(0:12.32)	(0:11.89)	(0:11.95)	(0:11.51)			
8	7	MIDNIGHT DRIFTER	9	Data was not able to be tracked for this horse		----	----	----	----	----	----	----	-----		
		Michael Rodd													
9	11	CHANCE WITH WOLVES	13	63.9	0:11.79	1:39.14 [9]	1:24.65 [9]	1:12.49 [9]	1:00.24 [9]	0:48.01 [9]	0:36.21 [9]	0:24.20 [8]	0:36.21 +4		
		Madeleine Wishart		800m	400m	(0:14.49)	(0:12.16)	(0:12.25)	(0:12.23)	(0:11.80)	(0:12.01)	(0:11.79)			
10	1	CENTRAL PARK	7	63.7	0:11.76	1:39.69 [10]	1:25.46 [7]	1:13.41 [7]	1:01.24 [7]	0:48.81 [7]	0:36.88 [6]	0:24.97 [6]	0:36.88 +5		
		James Orman		400m	400m	(0:14.23)	(0:12.05)	(0:12.17)	(0:12.43)	(0:11.93)	(0:11.91)	(0:11.76)			

Scratched: Hillcrest Avenue (#2), Deep Fury (#12), Attentive (#14)



Sunshine Coast QLD Professional  
Race 7: WIMMERS PREMIUM SOFT DRINKS BENCHMARK 62 Handicap -  
1600m

14 February 2025 - 20:39



Track Rating: Soft 6, Weather: Fine, Rail Position: +7m Entire

Section						Overall	1400m	1200m	1000m	800m	600m	400m	Last 600m		
Field Times						1:38.20 (0:13.71)	1:24.49 (0:11.64)	1:12.85 (0:11.96)	1:00.89 (0:12.15)	0:48.74 (0:12.45)	0:36.29 (0:12.27)	0:24.02 (0:11.57)	0:00.00		
Rank	TAB	Horse/Jockey	Barrier	Top Speed [km/h]	Fastest Section										Distance Travelled [m]
11	9	THREE GONGS	3	64.8	0:11.85	1:39.86 [11]	1:25.76 [6]	1:13.91 [5]	1:01.87 [5]	0:49.49 [5]	0:37.32 [5]	0:25.15 [5]	0:37.32	+2	
		Ron Stewart		Overall	1400m	(0:14.10)	(0:11.85)	(0:12.04)	(0:12.38)	(0:12.17)	(0:12.17)	(0:11.98)			
12	15	STORM DREAMER	11	63.1	0:11.89	1:40.73 [12]	1:25.72 [12]	1:13.81 [12]	1:01.65 [11]	0:49.59 [10]	0:37.70 [10]	0:25.47 [10]	0:37.70	+7	
		Ryan Curatolo		1400m	800m	(0:15.01)	(0:11.91)	(0:12.16)	(0:12.06)	(0:11.89)	(0:12.23)	(0:12.07)			
13	16	GULF OF SAROS	8	61.7	0:11.96	1:42.54 [13]	1:27.68 [11]	1:15.72 [10]	1:03.47 [10]	0:51.17 [11]	0:39.06 [12]	0:26.65 [12]	0:39.06	-1	
		Dale Smith		Overall	1400m	(0:14.86)	(0:11.96)	(0:12.25)	(0:12.30)	(0:12.11)	(0:12.41)	(0:12.40)			

Scratched: Hillcrest Avenue (#2), Deep Fury (#12), Attentive (#14)



Sunshine Coast QLD Professional  
Race 7: WIMMERS PREMIUM SOFT DRINKS BENCHMARK 62 Handicap -  
1600m

14 February 2025 - 20:39



Track Rating: Soft 6, Weather: Fine, Rail Position: +7m Entire

Section Field Times				200m 0:12.45 (0:12.45)				Last 600m 0:00.00	
Rank	TAB	Horse/Jockey	Barrier	Top Speed [km/h]	Fastest Section	Margin	Margin	Distance Travelled [m]	
1	5	EXPRESS PAYMENT	1	63.7	0:11.57	0:12.45 [1]	1:38.20	0:36.29	
		Jake Bayliss		Overall	400m	(0:12.45)			
2	4	VALANTINO ROC	12	63.2	0:11.63	0:12.22 [3]	1L	0:36.12 +3	
		Dan McGillivray		400m	400m	(0:12.22)			
3	8	SHADOW CRUISER	6	64.0	0:11.53	0:12.06 [5]	1.3L	0:35.63 +3	
		Vlad Duric		Overall	400m	(0:12.06)			
4	10	FERINO	4	63.3	0:11.54	0:12.15 [7]	2.6L	0:35.82 +2	
		Angela Jones		400m	400m	(0:12.15)			
5	6	WHISTLING SPIRIT	5	63.0	0:11.72	0:12.65 [2]	2.9L	0:36.67 +1	
		Tiffani Brooker		Overall	1400m	(0:12.65)			
6	3	SOCK'EMSID	2	64.1	0:11.71	0:12.69 [4]	3.7L	0:36.71 -11	
		Heidi Gillie		Overall	1400m	(0:12.69)			
7	13	PENDING	10	63.9	0:11.51	0:12.22 [10]	4.2L	0:35.68 +3	
		Jace McMurray		400m	400m	(0:12.22)			
8	7	MIDNIGHT DRIFTER	9	Data was not able to be tracked for this horse		---	4.7L	--- --	
		Michael Rodd							
9	11	CHANCE WITH WOLVES	13	63.9	0:11.79	0:12.41 [9]	4.8L	0:36.21 +4	
		Madeleine Wishart		800m	400m	(0:12.41)			
10	1	CENTRAL PARK	7	63.7	0:11.76	0:13.21 [6]	7.8L	0:36.88 +5	
		James Orman		400m	400m	(0:13.21)			

Scratched: Hillcrest Avenue (#2), Deep Fury (#12), Attentive (#14)

Report Created: Fri 14 February 2025 21:01 GMT+ (Note: Timing is based on position data)

Page 3/17

[ ] Ranking at each section and finish  
--- -- No data available at this section  
NA No data available

SCN Saddle cloth number  
DNF Did not finish  
DNT Did not track

data processed by  TRIPLESDATA



Sunshine Coast QLD Professional  
Race 7: WIMMERS PREMIUM SOFT DRINKS BENCHMARK 62 Handicap -  
1600m

14 February 2025 - 20:39



Track Rating: Soft 6, Weather: Fine, Rail Position: +7m Entire

Section		200m						Last 600m	
Field Times		0:12.45 (0:12.45)						0:00.00	
Rank	TAB	Horse/Jockey	Barrier	Top Speed [km/h]	Fastest Section	Margin		Distance Travelled [m]	
11	9	THREE GONGS	3	64.8	0:11.85	0:13.17 [8]	8.6L	0:37.32	+2
		Ron Stewart		Overall	1400m	(0:13.17)			
12	15	STORM DREAMER	11	63.1	0:11.89	0:13.40 [11]	13.6L	0:37.70	+7
		Ryan Curatolo		1400m	800m	(0:13.40)			
13	16	GULF OF SAROS	8	61.7	0:11.96	0:14.25 [12]	24.1L	0:39.06	-1
		Dale Smith		Overall	1400m	(0:14.25)			

Scratched: Hillcrest Avenue (#2), Deep Fury (#12), Attentive (#14)



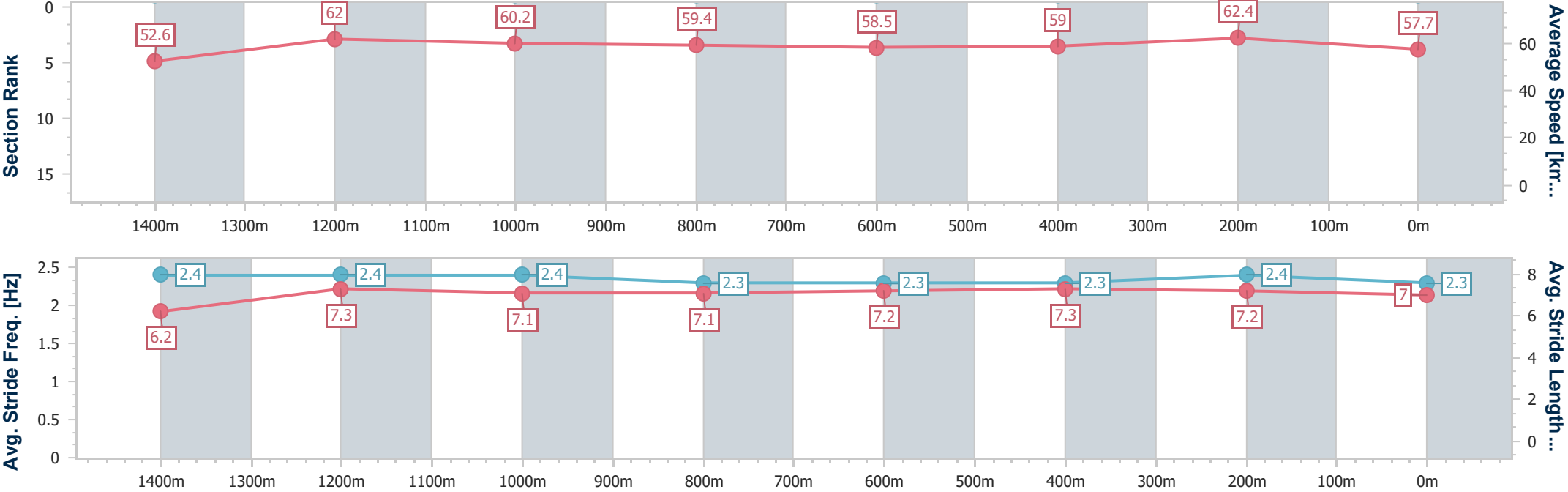
Horse/Jockey Name	Express Payment
Final Rank	1
Fastest Section Time (Section)	0:11.57 (400m)
Top Speed [km/h] (Section)	63.7 (Overall)
Race State	Finished



Sunshine Coast QLD Professional  
Race 7: WIMMERS PREMIUM SOFT DRINKS BENCHMARK 62  
Handicap - 1600m  
14 February 2025 - 20:39  
Track Rating: Soft 6, Weather: Fine, Rail Position: +7m Entire



Section	Overall	1400m	1200m	1000m	800m	600m	400m	200m					
Section Times	1:38.20 [1] (0:13.71)	1:24.49 [1] (0:11.64)	1:12.85 [1] (0:11.96)	1:00.89 [1] (0:12.15)	0:48.74 [1] (0:12.45)	0:36.29 [1] (0:12.27)	0:24.02 [1] (0:11.57)	0:12.45 [1] (0:12.45)					
Average Speed [km/h]	52.6	62.0	60.2	59.4	58.5	59.0	62.4	57.7					
Top Speed [km/h]	63.7	63.7	61.6	59.8	59.6	60.9	63.5	61.8					
Avg. Dist. to Rail [m]	1.1	0.4	0.9	1.3	2.1	1.4	1.0	0.2					
Avg. Stride Freq. [Hz]	2.4	2.4	2.4	2.3	2.3	2.3	2.4	2.3					
Avg. Stride Length [m]	6.2	7.3	7.1	7.1	7.2	7.3	7.2	7.0					





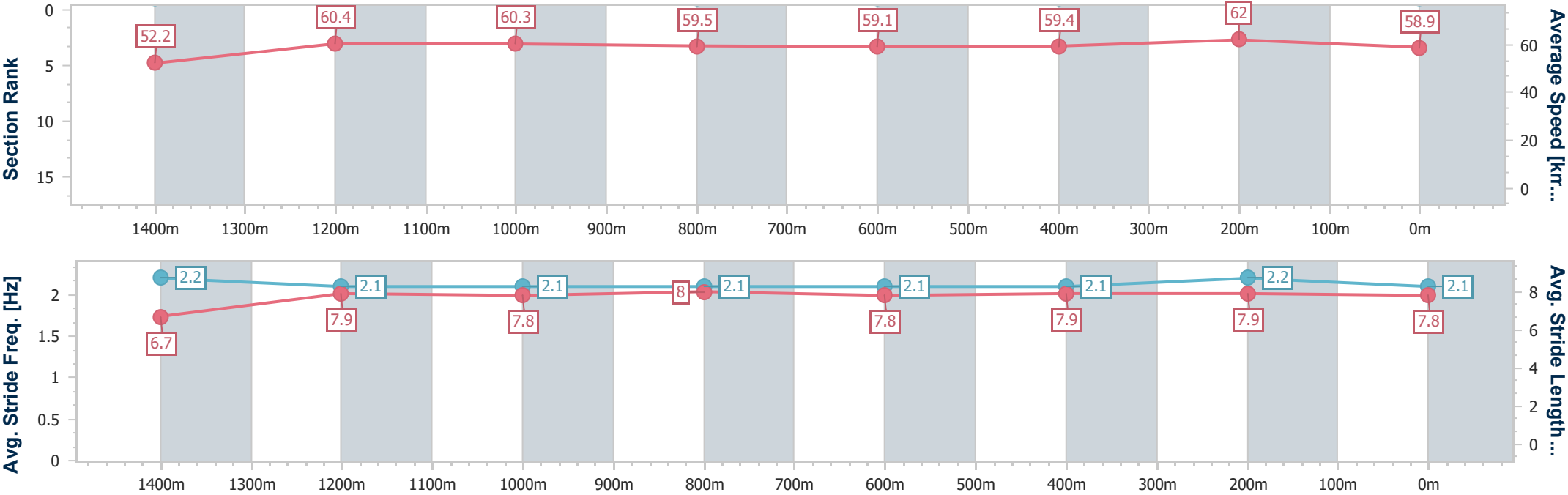
Horse/Jockey Name	Valantino Roc
Final Rank	2
Fastest Section Time (Section)	0:11.63 (400m)
Top Speed [km/h] (Section)	63.2 (400m)
Race State	Finished



Sunshine Coast QLD Professional  
Race 7: WIMMERS PREMIUM SOFT DRINKS BENCHMARK 62  
Handicap - 1600m  
14 February 2025 - 20:39  
Track Rating: Soft 6, Weather: Fine, Rail Position: +7m Entire



Section	Overall	1400m	1200m	1000m	800m	600m	400m	200m					
Section Times	1:38.38 [2] (0:13.81)	1:24.57 [3] (0:12.03)	1:12.54 [4] (0:11.98)	1:00.56 [4] (0:12.21)	0:48.35 [4] (0:12.23)	0:36.12 [4] (0:12.27)	0:23.85 [4] (0:11.63)	0:12.22 [3] (0:12.22)					
Average Speed [km/h]	52.2	60.4	60.3	59.5	59.1	59.4	62.0	58.9					
Top Speed [km/h]	62.7	61.6	61.2	59.9	60.2	60.3	63.2	61.5					
Avg. Dist. to Rail [m]	9.2	3.5	3.3	2.8	1.5	1.8	2.7	2.1					
Avg. Stride Freq. [Hz]	2.2	2.1	2.1	2.1	2.1	2.1	2.2	2.1					
Avg. Stride Length [m]	6.7	7.9	7.8	8.0	7.8	7.9	7.9	7.8					





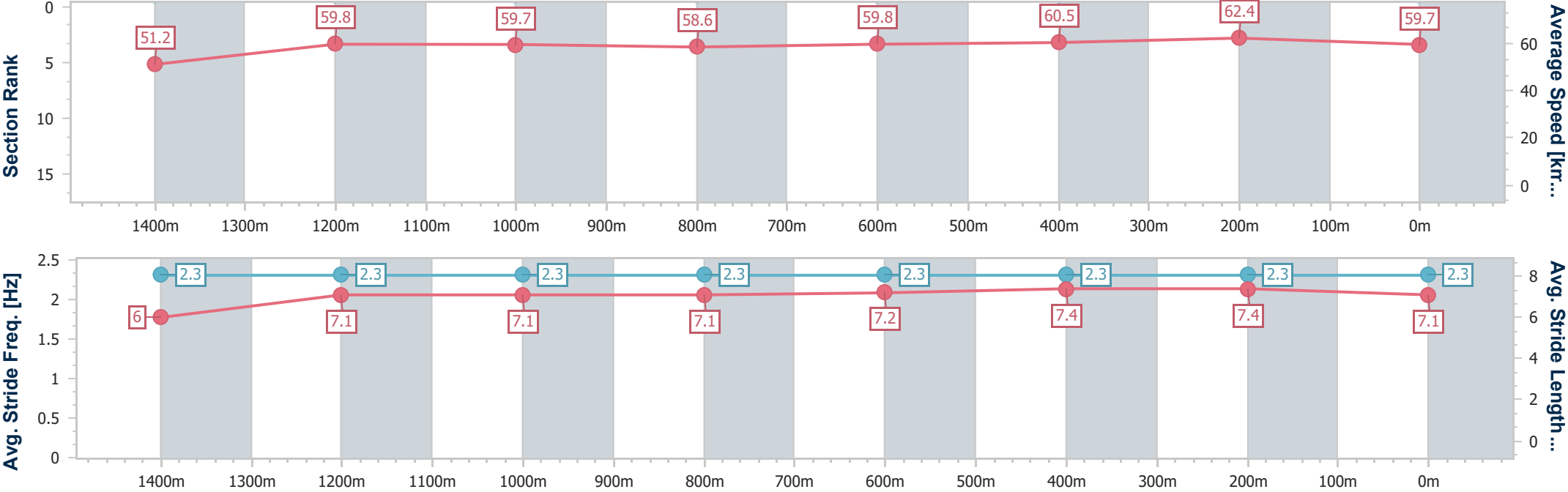
Horse/Jockey Name	Shadow Cruiser
Final Rank	3
Fastest Section Time (Section)	0:11.53 (400m)
Top Speed [km/h] (Section)	64.0 (Overall)
Race State	Finished



Sunshine Coast QLD Professional  
Race 7: WIMMERS PREMIUM SOFT DRINKS BENCHMARK 62  
Handicap - 1600m  
14 February 2025 - 20:39  
Track Rating: Soft 6, Weather: Fine, Rail Position: +7m Entire



Section	Overall	1400m	1200m	1000m	800m	600m	400m	200m					
Section Times	1:38.46 [3] (0:14.05)	1:24.41 [5] (0:12.17)	1:12.24 [6] (0:12.05)	1:00.19 [6] (0:12.39)	0:47.80 [6] (0:12.17)	0:35.63 [7] (0:12.04)	0:23.59 [7] (0:11.53)	0:12.06 [5] (0:12.06)					
Average Speed [km/h]	51.2	59.8	59.7	58.6	59.8	60.5	62.4	59.7					
Top Speed [km/h]	64.0	61.0	61.2	60.0	61.0	62.3	63.4	61.6					
Avg. Dist. to Rail [m]	5.6	3.1	2.8	2.5	2.2	1.7	3.9	4.4					
Avg. Stride Freq. [Hz]	2.3	2.3	2.3	2.3	2.3	2.3	2.3	2.3					
Avg. Stride Length [m]	6.0	7.1	7.1	7.1	7.2	7.4	7.4	7.1					







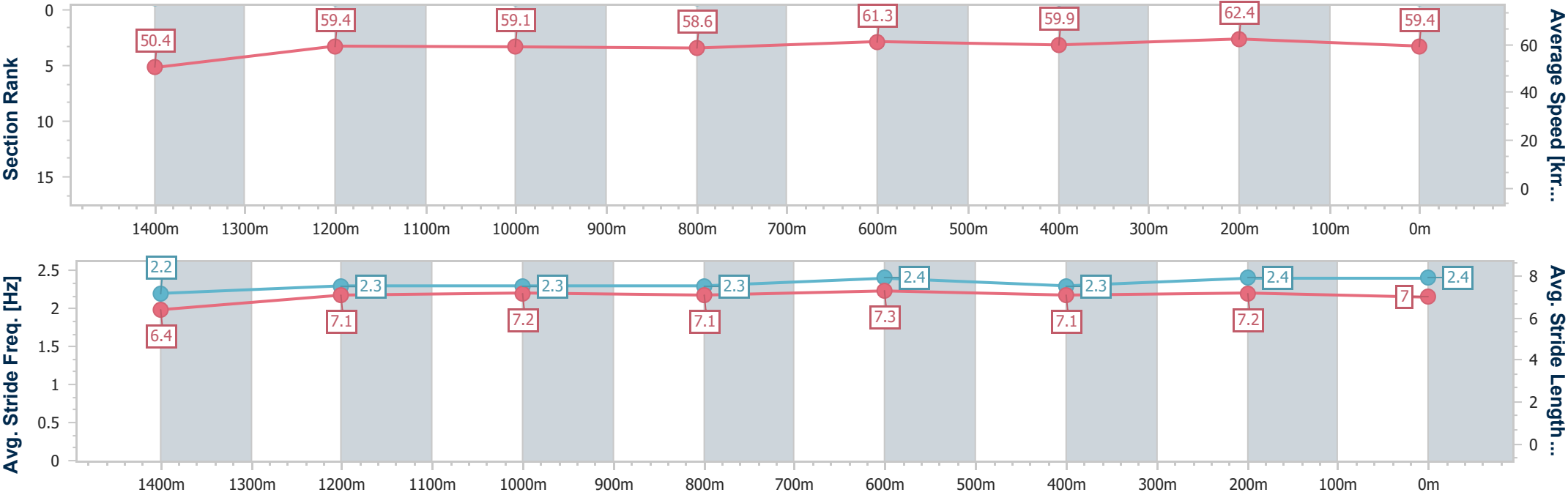
Horse/Jockey Name	Ferino
Final Rank	4
Fastest Section Time (Section)	0:11.54 (400m)
Top Speed [km/h] (Section)	63.3 (400m)
Race State	Finished



Sunshine Coast QLD Professional  
Race 7: WIMMERS PREMIUM SOFT DRINKS BENCHMARK 62  
Handicap - 1600m  
14 February 2025 - 20:39  
Track Rating: Soft 6, Weather: Fine, Rail Position: +7m Entire



Section	Overall	1400m	1200m	1000m	800m	600m	400m	200m					
Section Times	1:38.69 [4] (0:14.26)	1:24.43 [8] (0:12.20)	1:12.23 [8] (0:12.20)	1:00.03 [8] (0:12.35)	0:47.68 [8] (0:11.86)	0:35.82 [8] (0:12.13)	0:23.69 [9] (0:11.54)	0:12.15 [7] (0:12.15)					
Average Speed [km/h]	50.4	59.4	59.1	58.6	61.3	59.9	62.4	59.4					
Top Speed [km/h]	62.2	61.8	60.7	60.2	62.5	62.9	63.3	61.7					
Avg. Dist. to Rail [m]	4.0	2.5	2.9	1.6	1.8	2.0	2.3	2.9					
Avg. Stride Freq. [Hz]	2.2	2.3	2.3	2.3	2.4	2.3	2.4	2.4					
Avg. Stride Length [m]	6.4	7.1	7.2	7.1	7.3	7.1	7.2	7.0					





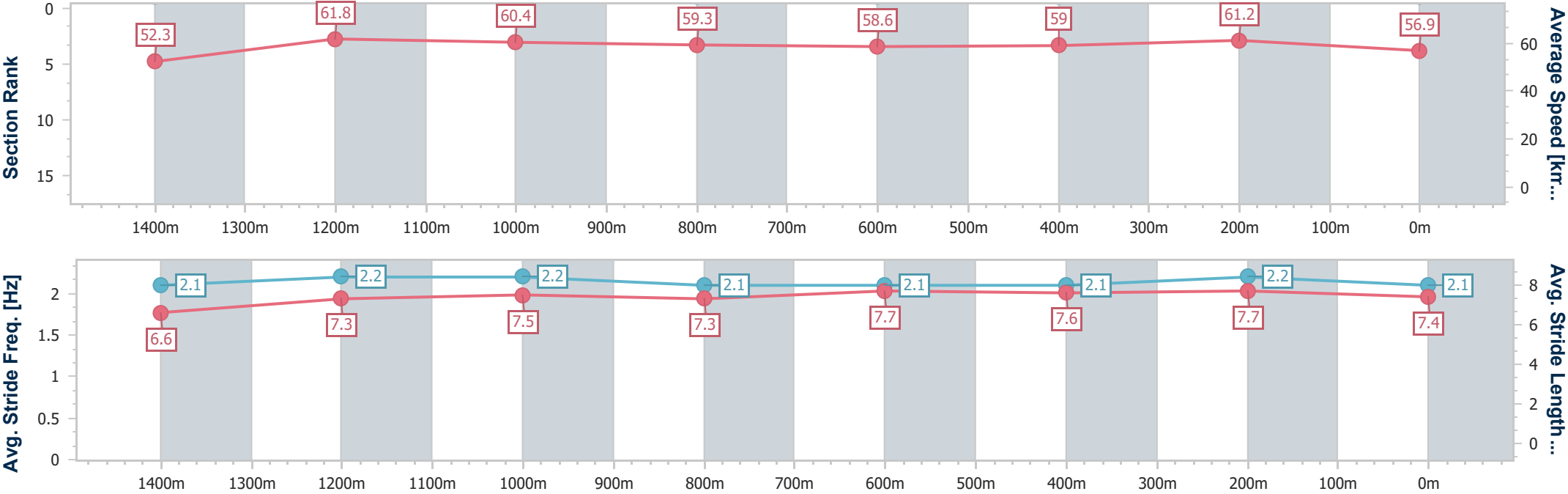
Horse/Jockey Name	Whistling Spirit
Final Rank	5
Fastest Section Time (Section)	0:11.72 (1400m)
Top Speed [km/h] (Section)	63.0 (Overall)
Race State	Finished



Sunshine Coast QLD Professional  
Race 7: WIMMERS PREMIUM SOFT DRINKS BENCHMARK 62  
Handicap - 1600m  
14 February 2025 - 20:39  
Track Rating: Soft 6, Weather: Fine, Rail Position: +7m Entire



Section	Overall	1400m	1200m	1000m	800m	600m	400m	200m					
Section Times	1:38.75 [5] (0:13.77)	1:24.98 [2] (0:11.72)	1:13.26 [2] (0:11.97)	1:01.29 [2] (0:12.19)	0:49.10 [2] (0:12.43)	0:36.67 [2] (0:12.26)	0:24.41 [2] (0:11.76)	0:12.65 [2] (0:12.65)					
Average Speed [km/h]	52.3	61.8	60.4	59.3	58.6	59.0	61.2	56.9					
Top Speed [km/h]	63.0	62.6	61.6	60.0	59.3	60.5	62.2	59.9					
Avg. Dist. to Rail [m]	4.7	2.5	2.3	2.1	1.6	1.1	1.5	1.4					
Avg. Stride Freq. [Hz]	2.1	2.2	2.2	2.1	2.1	2.1	2.2	2.1					
Avg. Stride Length [m]	6.6	7.3	7.5	7.3	7.7	7.6	7.7	7.4					





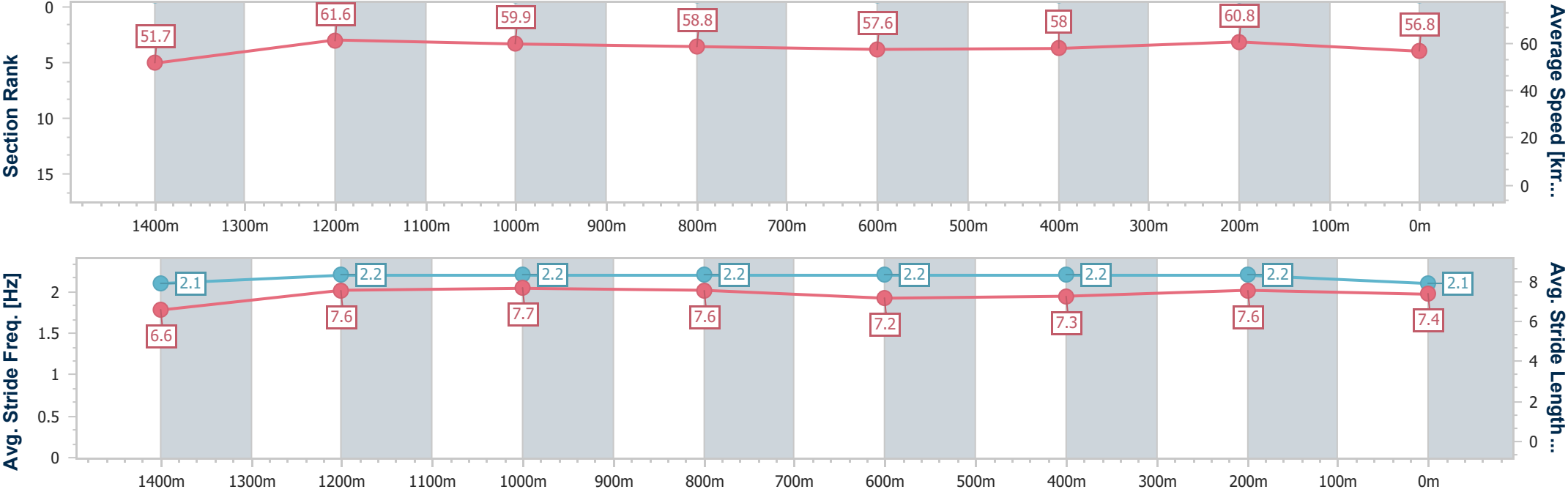
Horse/Jockey Name	Sock'emsid
Final Rank	6
Fastest Section Time (Section)	0:11.71 (1400m)
Top Speed [km/h] (Section)	64.1 (Overall)
Race State	Finished



Sunshine Coast QLD Professional  
Race 7: WIMMERS PREMIUM SOFT DRINKS BENCHMARK 62  
Handicap - 1600m  
14 February 2025 - 20:39  
Track Rating: Soft 6, Weather: Fine, Rail Position: +7m Entire



Section	Overall	1400m	1200m	1000m	800m	600m	400m	200m					
Section Times	1:38.91 [6] (0:13.91)	1:25.00 [4] (0:11.71)	1:13.29 [3] (0:12.03)	1:01.26 [3] (0:12.27)	0:48.99 [3] (0:12.28)	0:36.71 [3] (0:12.16)	0:24.55 [3] (0:11.86)	0:12.69 [4] (0:12.69)					
Average Speed [km/h]	51.7	61.6	59.9	58.8	57.6	58.0	60.8	56.8					
Top Speed [km/h]	64.1	64.0	60.8	59.6	58.3	59.6	61.5	59.4					
Avg. Dist. to Rail [m]	2.3	1.3	0.7	0.5	2.5	3.3	1.6	0.8					
Avg. Stride Freq. [Hz]	2.1	2.2	2.2	2.2	2.2	2.2	2.2	2.1					
Avg. Stride Length [m]	6.6	7.6	7.7	7.6	7.2	7.3	7.6	7.4					





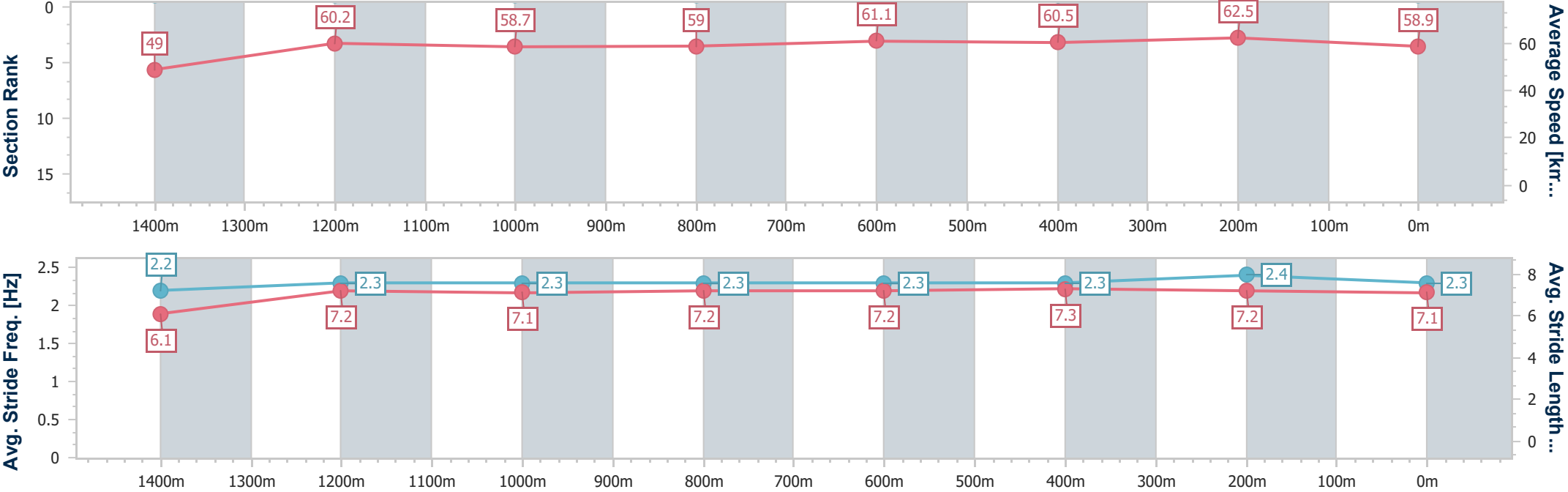
Horse/Jockey Name	Pending
Final Rank	7
Fastest Section Time (Section)	0:11.51 (400m)
Top Speed [km/h] (Section)	63.9 (400m)
Race State	Finished



Sunshine Coast QLD Professional  
Race 7: WIMMERS PREMIUM SOFT DRINKS BENCHMARK 62  
Handicap - 1600m  
14 February 2025 - 20:39  
Track Rating: Soft 6, Weather: Fine, Rail Position: +7m Entire



Section	Overall	1400m	1200m	1000m	800m	600m	400m	200m					
Section Times	1:39.02 [7] (0:14.78)	1:24.24 [10] (0:12.06)	1:12.18 [11] (0:12.29)	0:59.89 [12] (0:12.32)	0:47.57 [12] (0:11.89)	0:35.68 [11] (0:11.95)	0:23.73 [11] (0:11.51)	0:12.22 [10] (0:12.22)					
Average Speed [km/h]	49.0	60.2	58.7	59.0	61.1	60.5	62.5	58.9					
Top Speed [km/h]	61.1	61.4	59.9	59.6	62.8	62.0	63.9	62.0					
Avg. Dist. to Rail [m]	8.1	3.5	3.5	2.8	1.7	1.0	2.6	5.5					
Avg. Stride Freq. [Hz]	2.2	2.3	2.3	2.3	2.3	2.3	2.4	2.3					
Avg. Stride Length [m]	6.1	7.2	7.1	7.2	7.2	7.3	7.2	7.1					





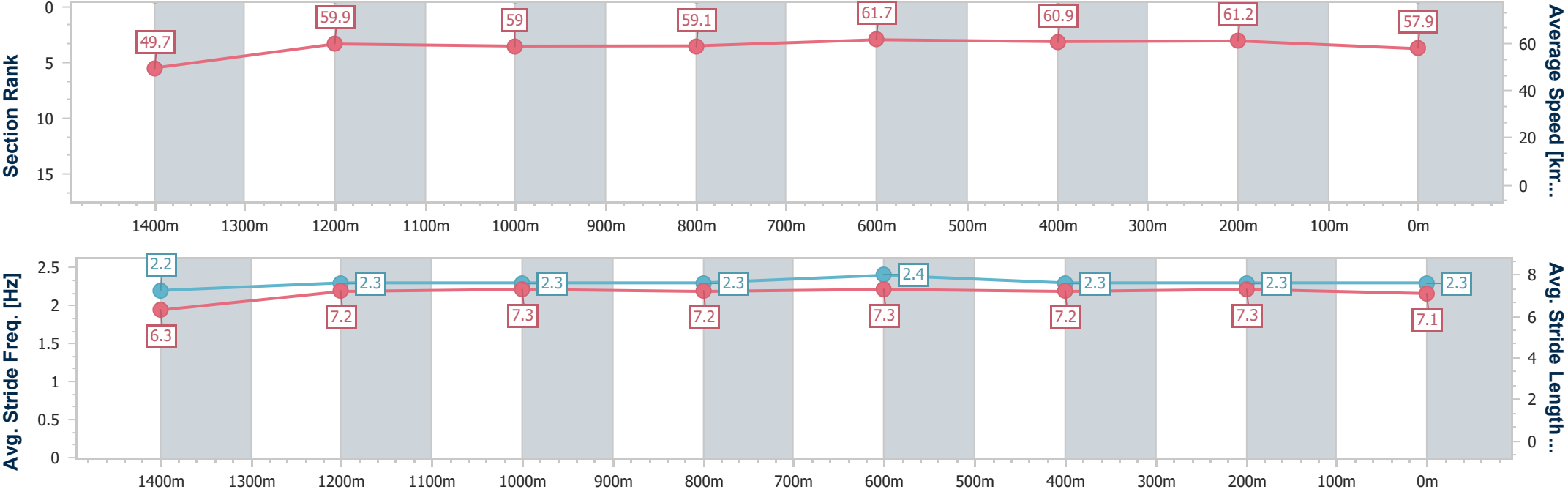
Horse/Jockey Name	Chance With Wolves
Final Rank	9
Fastest Section Time (Section)	0:11.79 (400m)
Top Speed [km/h] (Section)	63.9 (800m)
Race State	Finished



Sunshine Coast QLD Professional  
Race 7: WIMMERS PREMIUM SOFT DRINKS BENCHMARK 62  
Handicap - 1600m  
14 February 2025 - 20:39  
Track Rating: Soft 6, Weather: Fine, Rail Position: +7m Entire



Section	Overall	1400m	1200m	1000m	800m	600m	400m	200m					
Section Times	1:39.14 [9] (0:14.49)	1:24.65 [9] (0:12.16)	1:12.49 [9] (0:12.25)	1:00.24 [9] (0:12.23)	0:48.01 [9] (0:11.80)	0:36.21 [9] (0:12.01)	0:24.20 [8] (0:11.79)	0:12.41 [9] (0:12.41)					
Average Speed [km/h]	49.7	59.9	59.0	59.1	61.7	60.9	61.2	57.9					
Top Speed [km/h]	61.3	62.0	59.4	60.2	63.9	63.1	61.8	60.2					
Avg. Dist. to Rail [m]	9.1	2.9	2.9	2.1	1.9	2.7	5.1	6.9					
Avg. Stride Freq. [Hz]	2.2	2.3	2.3	2.3	2.4	2.3	2.3	2.3					
Avg. Stride Length [m]	6.3	7.2	7.3	7.2	7.3	7.2	7.3	7.1					





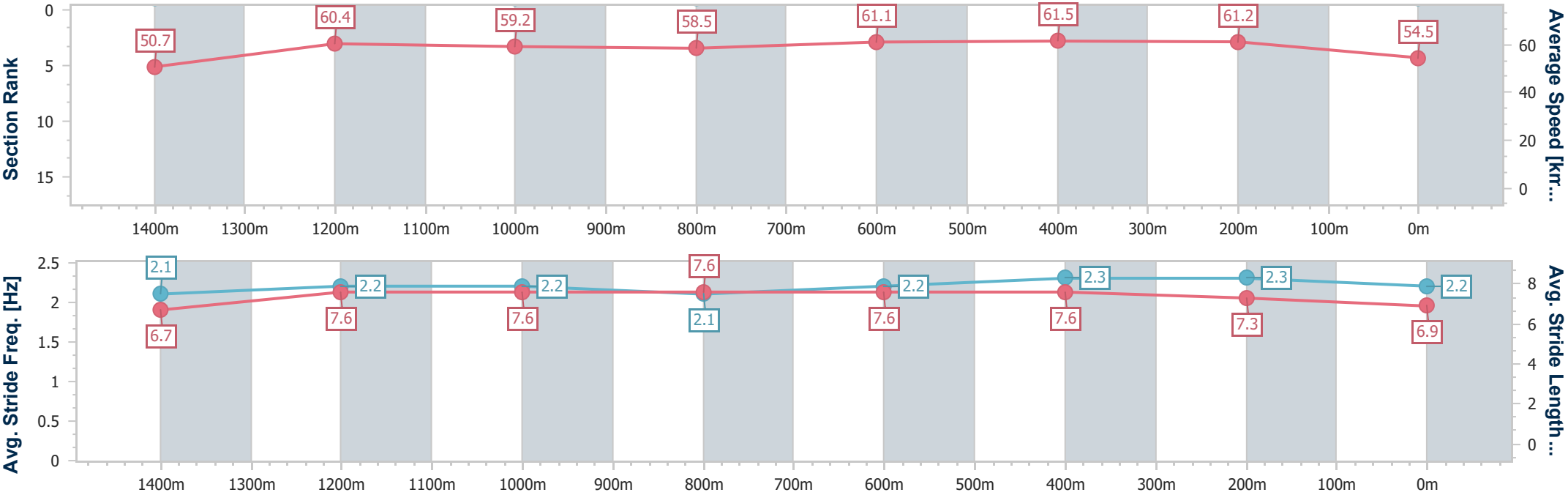
Horse/Jockey Name	Central Park
Final Rank	10
Fastest Section Time (Section)	0:11.76 (400m)
Top Speed [km/h] (Section)	63.7 (400m)
Race State	Finished



Sunshine Coast QLD Professional  
Race 7: WIMMERS PREMIUM SOFT DRINKS BENCHMARK 62  
Handicap - 1600m  
14 February 2025 - 20:39  
Track Rating: Soft 6, Weather: Fine, Rail Position: +7m Entire



Section	Overall	1400m	1200m	1000m	800m	600m	400m	200m					
Section Times	1:39.69 [10] (0:14.23)	1:25.46 [7] (0:12.05)	1:13.41 [7] (0:12.17)	1:01.24 [7] (0:12.43)	0:48.81 [7] (0:11.93)	0:36.88 [6] (0:11.91)	0:24.97 [6] (0:11.76)	0:13.21 [6] (0:13.21)					
Average Speed [km/h]	50.7	60.4	59.2	58.5	61.1	61.5	61.2	54.5					
Top Speed [km/h]	62.9	62.9	60.5	59.9	63.5	63.4	63.7	58.1					
Avg. Dist. to Rail [m]	6.0	3.2	3.3	2.5	2.7	2.8	4.7	5.7					
Avg. Stride Freq. [Hz]	2.1	2.2	2.2	2.1	2.2	2.3	2.3	2.2					
Avg. Stride Length [m]	6.7	7.6	7.6	7.6	7.6	7.6	7.3	6.9					





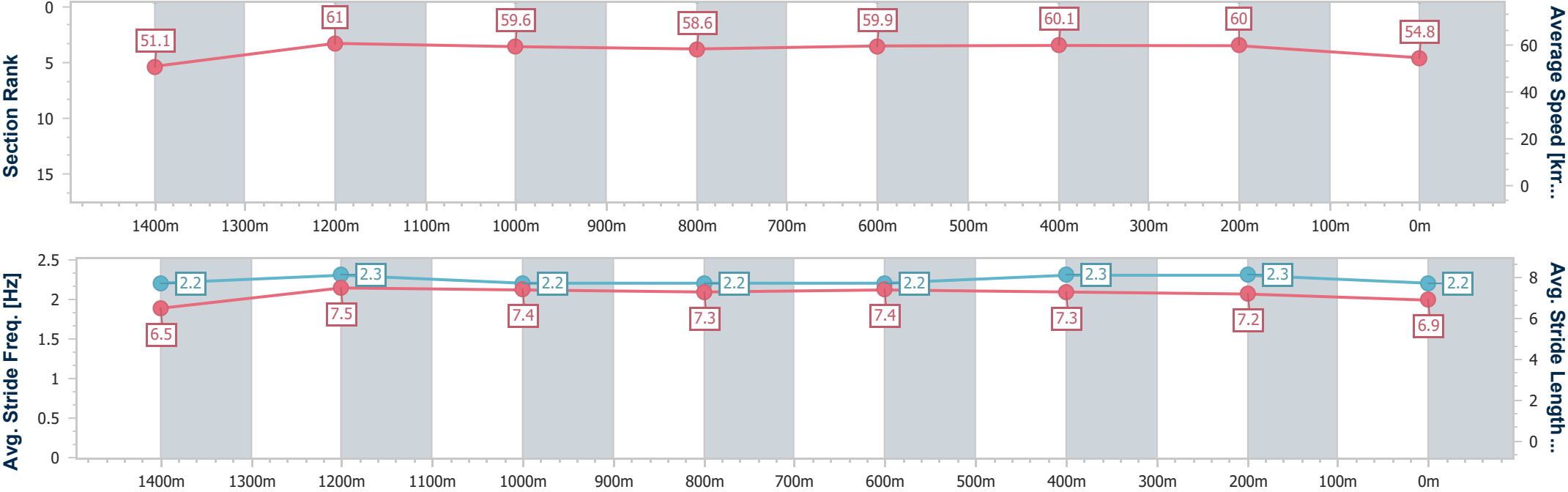
Horse/Jockey Name	Three Gongs
Final Rank	11
Fastest Section Time (Section)	0:11.85 (1400m)
Top Speed [km/h] (Section)	64.8 (Overall)
Race State	Finished



Sunshine Coast QLD Professional  
Race 7: WIMMERS PREMIUM SOFT DRINKS BENCHMARK 62  
Handicap - 1600m  
14 February 2025 - 20:39  
Track Rating: Soft 6, Weather: Fine, Rail Position: +7m Entire



Section	Overall	1400m	1200m	1000m	800m	600m	400m	200m					
Section Times	1:39.86 [11] (0:14.10)	1:25.76 [6] (0:11.85)	1:13.91 [5] (0:12.04)	1:01.87 [5] (0:12.38)	0:49.49 [5] (0:12.17)	0:37.32 [5] (0:12.17)	0:25.15 [5] (0:11.98)	0:13.17 [8] (0:13.17)					
Average Speed [km/h]	51.1	61.0	59.6	58.6	59.9	60.1	60.0	54.8					
Top Speed [km/h]	64.8	62.4	60.7	60.2	60.6	61.3	62.1	58.2					
Avg. Dist. to Rail [m]	2.4	1.3	1.6	1.8	2.0	2.8	4.7	4.7					
Avg. Stride Freq. [Hz]	2.2	2.3	2.2	2.2	2.2	2.3	2.3	2.2					
Avg. Stride Length [m]	6.5	7.5	7.4	7.3	7.4	7.3	7.2	6.9					





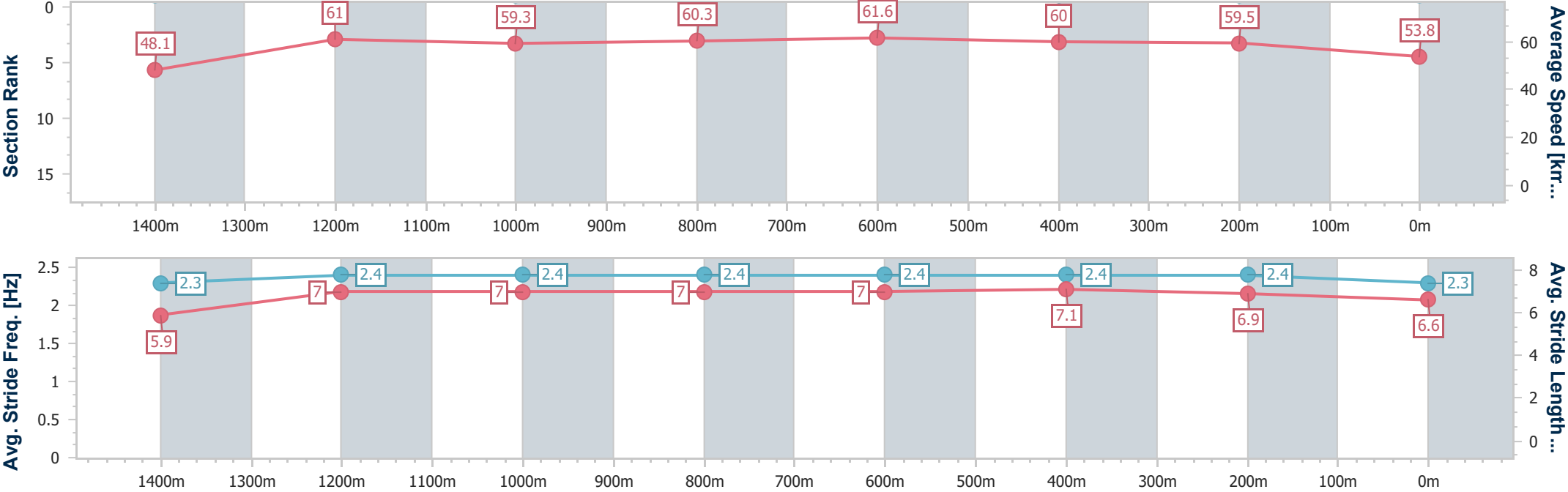
Horse/Jockey Name	Storm Dreamer
Final Rank	12
Fastest Section Time (Section)	0:11.89 (800m)
Top Speed [km/h] (Section)	63.1 (1400m)
Race State	Finished



Sunshine Coast QLD Professional  
Race 7: WIMMERS PREMIUM SOFT DRINKS BENCHMARK 62  
Handicap - 1600m  
14 February 2025 - 20:39  
Track Rating: Soft 6, Weather: Fine, Rail Position: +7m Entire



Section	Overall	1400m	1200m	1000m	800m	600m	400m	200m					
Section Times	1:40.73 [12] (0:15.01)	1:25.72 [12] (0:11.91)	1:13.81 [12] (0:12.16)	1:01.65 [11] (0:12.06)	0:49.59 [10] (0:11.89)	0:37.70 [10] (0:12.23)	0:25.47 [10] (0:12.07)	0:13.40 [11] (0:13.40)					
Average Speed [km/h]	48.1	61.0	59.3	60.3	61.6	60.0	59.5	53.8					
Top Speed [km/h]	62.3	63.1	61.7	62.5	62.9	61.5	60.3	57.9					
Avg. Dist. to Rail [m]	7.8	3.6	3.5	3.8	2.9	2.9	5.4	6.2					
Avg. Stride Freq. [Hz]	2.3	2.4	2.4	2.4	2.4	2.4	2.4	2.3					
Avg. Stride Length [m]	5.9	7.0	7.0	7.0	7.0	7.1	6.9	6.6					







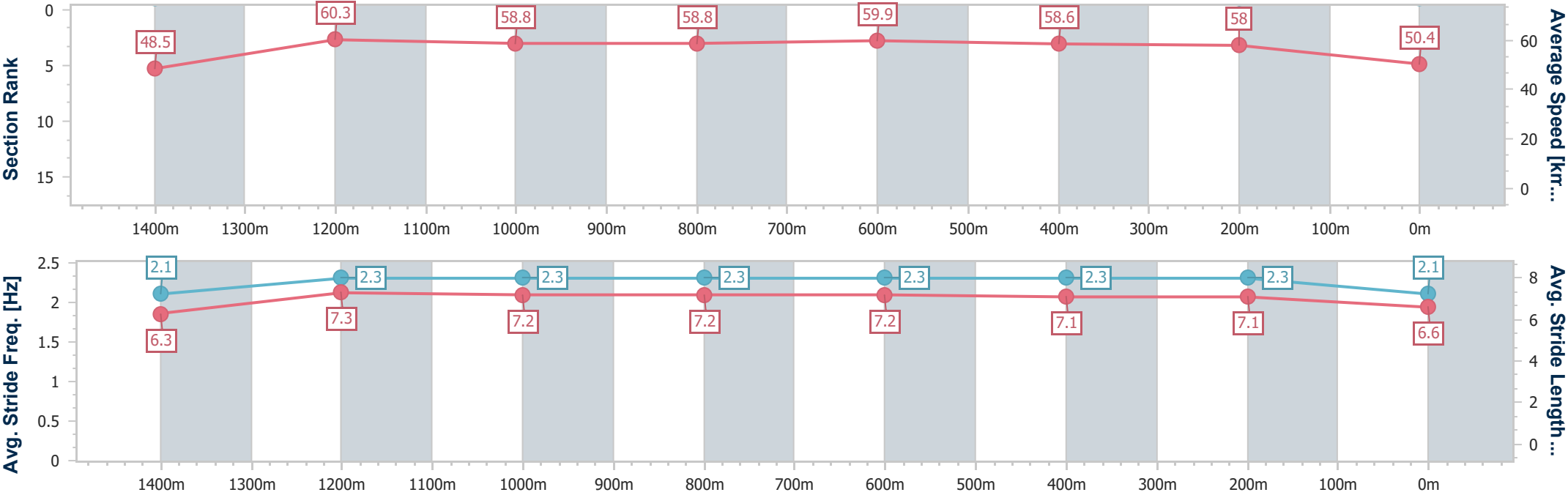
Horse/Jockey Name	Gulf Of Saros
Final Rank	13
Fastest Section Time (Section)	0:11.96 (1400m)
Top Speed [km/h] (Section)	61.7 (Overall)
Race State	Finished



Sunshine Coast QLD Professional  
Race 7: WIMMERS PREMIUM SOFT DRINKS BENCHMARK 62  
Handicap - 1600m  
14 February 2025 - 20:39  
Track Rating: Soft 6, Weather: Fine, Rail Position: +7m Entire



Section	Overall	1400m	1200m	1000m	800m	600m	400m	200m					
Section Times	1:42.54 [13] (0:14.86)	1:27.68 [11] (0:11.96)	1:15.72 [10] (0:12.25)	1:03.47 [10] (0:12.30)	0:51.17 [11] (0:12.11)	0:39.06 [12] (0:12.41)	0:26.65 [12] (0:12.40)	0:14.25 [12] (0:14.25)					
Average Speed [km/h]	48.5	60.3	58.8	58.8	59.9	58.6	58.0	50.4					
Top Speed [km/h]	61.7	61.6	59.5	59.6	60.9	59.9	58.8	56.9					
Avg. Dist. to Rail [m]	5.1	1.3	2.0	1.5	1.2	1.1	2.4	2.1					
Avg. Stride Freq. [Hz]	2.1	2.3	2.3	2.3	2.3	2.3	2.3	2.1					
Avg. Stride Length [m]	6.3	7.3	7.2	7.2	7.2	7.1	7.1	6.6					





Horse/Jockey Name	Midnight Drifter
Final Rank	8
Fastest Section Time (Section)	--:--
Top Speed [km/h] (Section)	--
Race State	DidNotTrack



Sunshine Coast QLD Professional  
Race 7: WIMMERS PREMIUM SOFT DRINKS BENCHMARK 62  
Handicap - 1600m  
14 February 2025 - 20:39  
Track Rating: Soft 6, Weather: Fine, Rail Position: +7m Entire



Section	Overall	1400m	1200m	1000m	800m	600m	400m	200m					
Section Times	--:--	--:--	--:--	--:--	--:--	--:--	--:--	--:--					
Average Speed [km/h]	--	--	--	--	--	--	--	--					
Top Speed [km/h]	--	--	--	--	--	--	--	--					
Avg. Dist. to Rail [m]	--	--	--	--	--	--	--	--					
Avg. Stride Freq. [Hz]	--	--	--	--	--	--	--	--					
Avg. Stride Length [m]	--	--	--	--	--	--	--	--					

- [ ] Ranking at each section and finish
- :-- No data available at this section
- NA No data available



Sunshine Coast QLD Professional  
Race 8: TAB BENCHMARK 62 Handicap - 1200m  
14 February 2025 - 21:09



Track Rating: Soft 6, Weather: Fine, Rail Position: +7m Entire

Section		Overall				1000m	800m	600m	400m	200m	Last 600m		
Field Times		1:12.04 (0:13.47)				0:58.57 (0:11.11)	0:47.46 (0:11.61)	0:35.85 (0:11.85)	0:24.00 (0:11.84)	0:12.16 (0:12.16)	0:35.85		
Rank	TAB	Horse/Jockey	Barrier	Top Speed [km/h]	Fastest Section						Margin	Distance Travelled [m]	
1	12	CARTWHEELS	9	66.4	0:11.06	1:12.04 [1]	0:57.73 [9]	0:46.30 [9]	0:34.78 [8]	0:23.22 [9]	0:12.16 [1]	1:12.04	0:34.78
		Nikita Beriman		400m	400m	(0:14.31)	(0:11.43)	(0:11.52)	(0:11.56)	(0:11.06)	(0:12.16)		
2	11	SELOUS	4	64.9	0:11.30	1:12.15 [2]	0:57.98 [7]	0:46.57 [7]	0:35.04 [7]	0:23.74 [6]	0:12.22 [3]	0.5L	0:35.04
		Dan McGillivray		1000m	600m	(0:14.17)	(0:11.41)	(0:11.53)	(0:11.30)	(0:11.52)	(0:12.22)		-15
3	4	PINK CASHMERE	7	64.5	0:11.44	1:12.23 [3]	0:58.28 [6]	0:46.81 [6]	0:35.21 [6]	0:23.62 [7]	0:12.18 [6]	0.8L	0:35.21
		Jace McMurray		1000m	400m	(0:13.95)	(0:11.47)	(0:11.60)	(0:11.59)	(0:11.44)	(0:12.18)		+0
4	3	GIFTED GAMER	2	66.1	0:11.26	1:12.42 [4]	0:58.77 [3]	0:47.51 [3]	0:35.88 [3]	0:24.06 [4]	0:12.43 [5]	1.8L	0:35.88
		Corey Sutherland		Overall	1000m	(0:13.65)	(0:11.26)	(0:11.63)	(0:11.82)	(0:11.63)	(0:12.43)		+1
5	9	LIMERO	5	64.9	0:11.43	1:12.49 [5]	0:58.66 [5]	0:47.23 [5]	0:35.71 [5]	0:24.11 [5]	0:12.54 [4]	2.1L	0:35.71
		Jake Bayliss		1000m	1000m	(0:13.83)	(0:11.43)	(0:11.52)	(0:11.60)	(0:11.57)	(0:12.54)		-4
6	15	OBEROI PRINCESS	8	67.2	0:11.07	1:12.60 [6]	0:59.09 [2]	0:48.02 [1]	0:36.41 [1]	0:24.55 [2]	0:12.70 [2]	2.6L	0:36.41
		Siobhan Rutledge		1000m	1000m	(0:13.51)	(0:11.07)	(0:11.61)	(0:11.86)	(0:11.85)	(0:12.70)		-3
7	17	OLE BAZZLE	10	65.4	0:11.24	1:12.64 [7]	0:58.10 [10]	0:46.65 [10]	0:35.11 [10]	0:23.70 [10]	0:12.46 [8]	2.8L	0:35.11
		Michael Rodd		1000m	400m	(0:14.54)	(0:11.45)	(0:11.54)	(0:11.41)	(0:11.24)	(0:12.46)		-3
8	7	CHILLIWACK	6	65.2	0:11.43	1:13.58 [8]	0:59.34 [8]	0:47.91 [8]	0:36.30 [9]	0:24.80 [8]	0:13.14 [10]	8.3L	0:36.30
		Cobi Vitler		1000m	1000m	(0:14.24)	(0:11.43)	(0:11.61)	(0:11.50)	(0:11.66)	(0:13.14)		-6
9	10	RIDEAU	3	66.9	0:11.24	1:13.78 [9]	1:00.31 [1]	0:49.07 [2]	0:37.56 [2]	0:25.74 [1]	0:13.68 [7]	9.3L	0:37.56
		James Orman		Overall	1000m	(0:13.47)	(0:11.24)	(0:11.51)	(0:11.82)	(0:12.06)	(0:13.68)		-6
10	18	ZIMO	1	64.6	0:11.34	1:13.78 [10]	1:00.08 [4]	0:48.74 [4]	0:37.18 [4]	0:25.48 [3]	0:13.52 [9]	9.4L	0:37.18
		Boris Thornton		Overall	1000m	(0:13.70)	(0:11.34)	(0:11.56)	(0:11.70)	(0:11.96)	(0:13.52)		-7

Scratched: Giliana (#16), Garrucha (#2), Diddley Squat (#1), Dance Wizzard (#8), Ma's Epic (#14), Rose Of Shiraz (#13), Blame The Whiskey (#6), Kalumburu (#5)



Horse/Jockey Name	Cartwheels
Final Rank	1
Fastest Section Time (Section)	0:11.06 (400m)
Top Speed [km/h] (Section)	66.4 (400m)
Race State	Finished



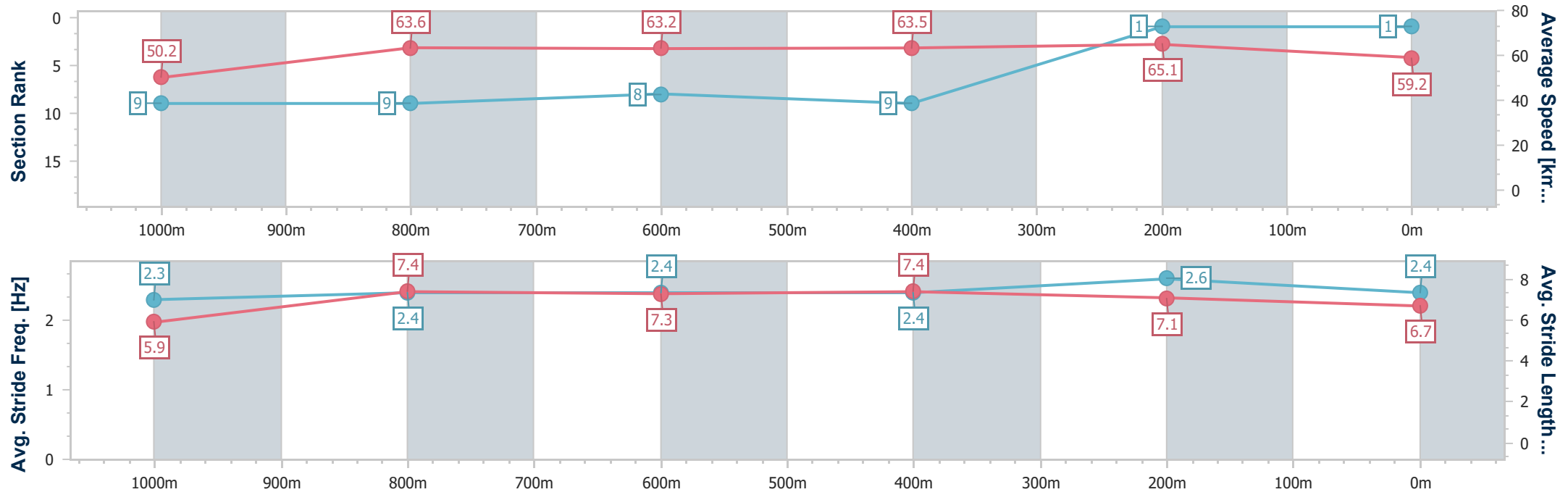
Sunshine Coast QLD Professional  
Race 8: TAB BENCHMARK 62 Handicap - 1200m



14 February 2025 - 21:09

Track Rating: Soft 6, Weather: Fine, Rail Position: +7m Entire

Section	Overall	1000m	800m	600m	400m	200m							
Section Times	1:12.04 [1] (0:14.31)	0:57.73 [9] (0:11.43)	0:46.30 [9] (0:11.52)	0:34.78 [8] (0:11.56)	0:23.22 [9] (0:11.06)	0:12.16 [1] (0:12.16)							
Average Speed [km/h]	50.2	63.6	63.2	63.5	65.1	59.2							
Top Speed [km/h]	64.8	66.0	64.4	64.7	66.4	63.8							
Avg. Dist. to Rail [m]	7.5	2.9	2.4	2.8	6.7	5.3							
Avg. Stride Freq. [Hz]	2.3	2.4	2.4	2.4	2.6	2.4							
Avg. Stride Length [m]	5.9	7.4	7.3	7.4	7.1	6.7							



- [ ] Ranking at each section and finish
- .-.- No data available at this section
- NA No data available



Horse/Jockey Name	Selous
Final Rank	2
Fastest Section Time (Section)	0:11.30 (600m)
Top Speed [km/h] (Section)	64.9 (1000m)
Race State	Finished



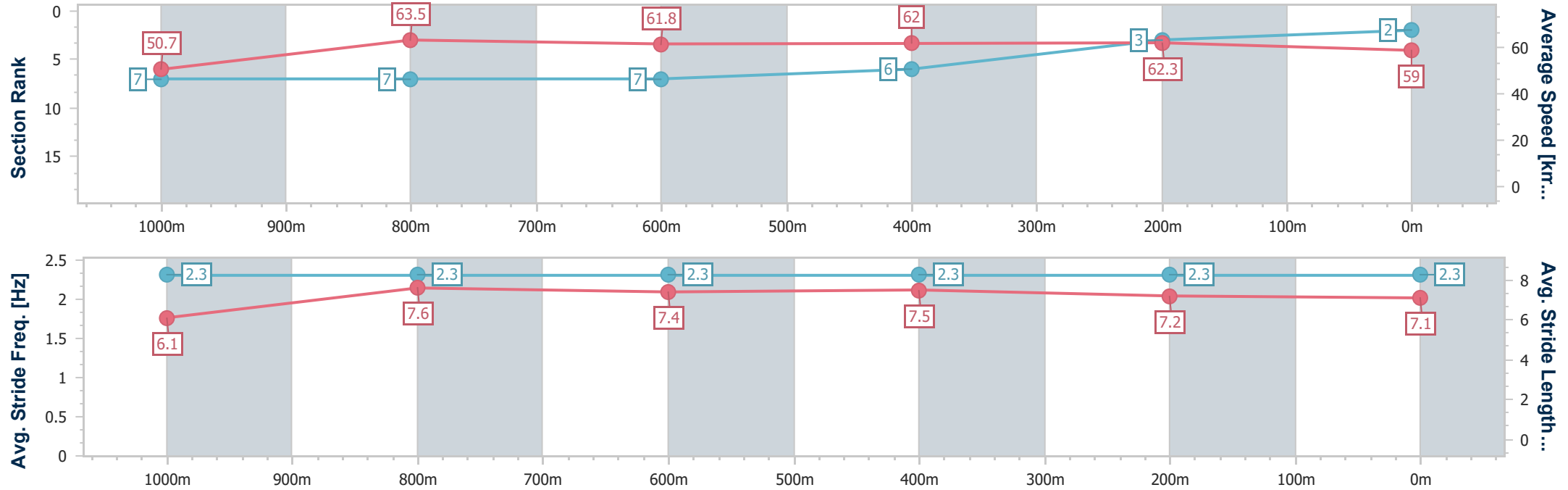
Sunshine Coast QLD Professional  
Race 8: TAB BENCHMARK 62 Handicap - 1200m



14 February 2025 - 21:09

Track Rating: Soft 6, Weather: Fine, Rail Position: +7m Entire

Section	Overall	1000m	800m	600m	400m	200m							
Section Times	1:12.15 [2] (0:14.17)	0:57.98 [7] (0:11.41)	0:46.57 [7] (0:11.53)	0:35.04 [7] (0:11.30)	0:23.74 [6] (0:11.52)	0:12.22 [3] (0:12.22)							
Average Speed [km/h]	50.7	63.5	61.8	62.0	62.3	59.0							
Top Speed [km/h]	64.4	64.9	62.6	62.7	63.6	60.8							
Avg. Dist. to Rail [m]	3.6	1.3	1.8	4.7	2.6	1.2							
Avg. Stride Freq. [Hz]	2.3	2.3	2.3	2.3	2.3	2.3							
Avg. Stride Length [m]	6.1	7.6	7.4	7.5	7.2	7.1							



- [ ] Ranking at each section and finish
- .-.- No data available at this section
- NA No data available



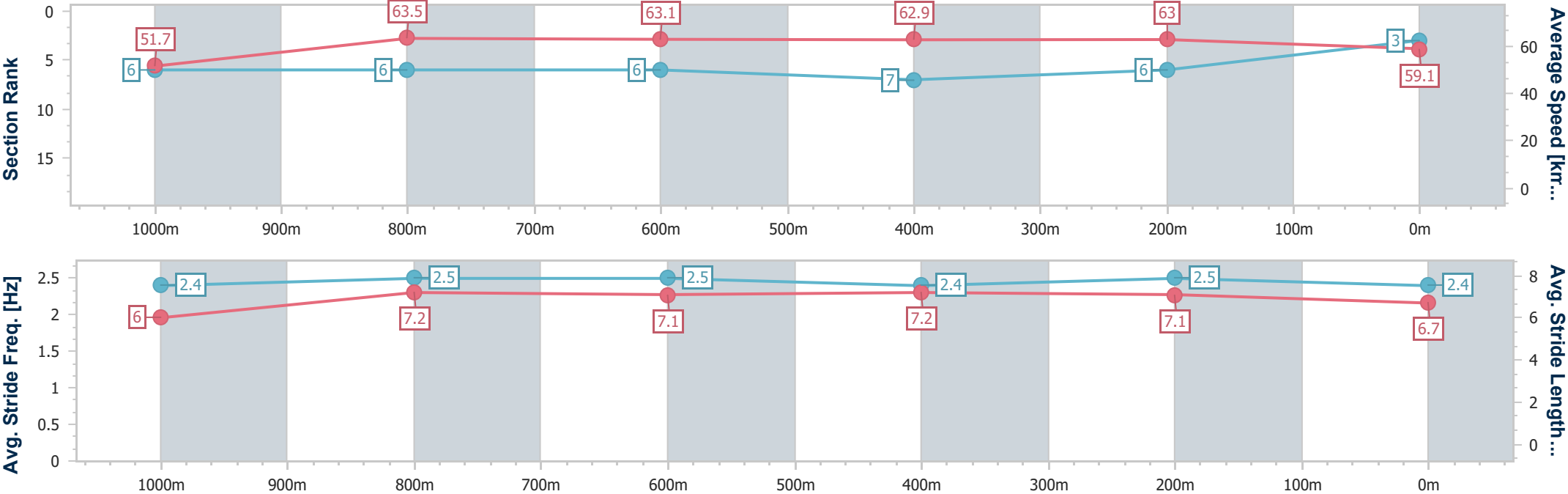
Horse/Jockey Name	Pink Cashmere
Final Rank	3
Fastest Section Time (Section)	0:11.44 (400m)
Top Speed [km/h] (Section)	64.5 (1000m)
Race State	Finished



Sunshine Coast QLD Professional  
Race 8: TAB BENCHMARK 62 Handicap - 1200m  
14 February 2025 - 21:09  
Track Rating: Soft 6, Weather: Fine, Rail Position: +7m Entire



Section	Overall	1000m	800m	600m	400m	200m							
Section Times	1:12.23 [3] (0:13.95)	0:58.28 [6] (0:11.47)	0:46.81 [6] (0:11.60)	0:35.21 [6] (0:11.59)	0:23.62 [7] (0:11.44)	0:12.18 [6] (0:12.18)							
Average Speed [km/h]	51.7	63.5	63.1	62.9	63.0	59.1							
Top Speed [km/h]	64.3	64.5	63.9	63.9	64.2	61.4							
Avg. Dist. to Rail [m]	5.8	3.0	3.0	2.2	2.0	4.3							
Avg. Stride Freq. [Hz]	2.4	2.5	2.5	2.4	2.5	2.4							
Avg. Stride Length [m]	6.0	7.2	7.1	7.2	7.1	6.7							



[ ] Ranking at each section and finish  
-.-.- No data available at this section  
NA No data available



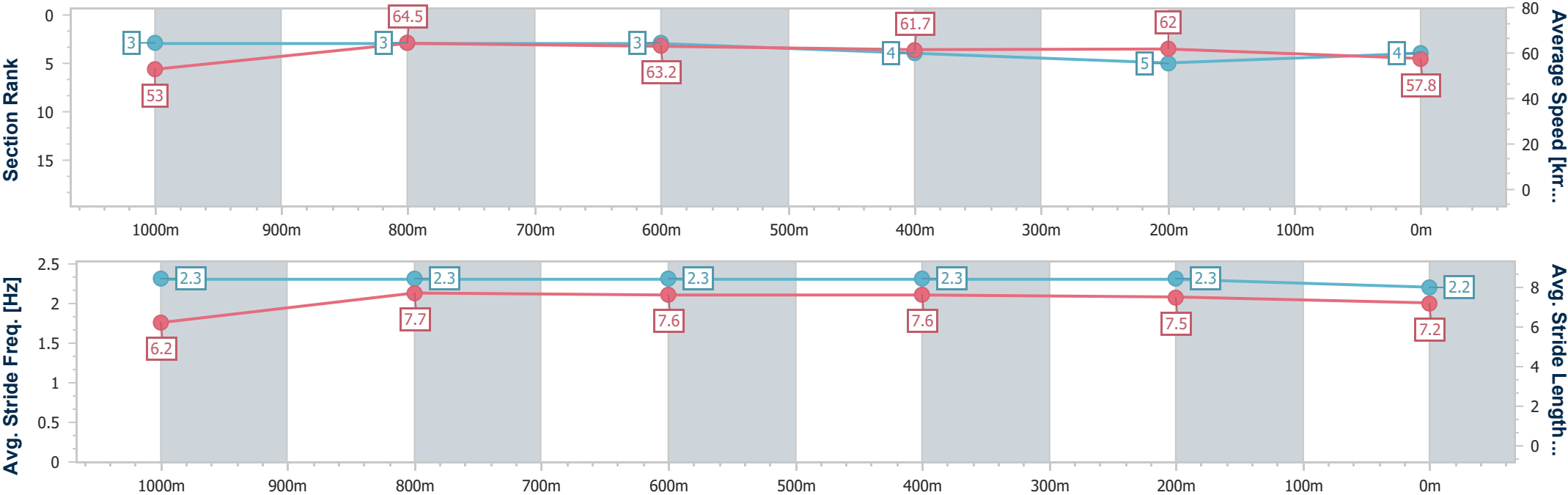
Horse/Jockey Name	Gifted Gamer
Final Rank	4
Fastest Section Time (Section)	0:11.26 (1000m)
Top Speed [km/h] (Section)	66.1 (Overall)
Race State	Finished



Sunshine Coast QLD Professional  
Race 8: TAB BENCHMARK 62 Handicap - 1200m  
14 February 2025 - 21:09  
Track Rating: Soft 6, Weather: Fine, Rail Position: +7m Entire



Section	Overall	1000m	800m	600m	400m	200m							
Section Times	1:12.42 [4] (0:13.65)	0:58.77 [3] (0:11.26)	0:47.51 [3] (0:11.63)	0:35.88 [3] (0:11.82)	0:24.06 [4] (0:11.63)	0:12.43 [5] (0:12.43)							
Average Speed [km/h]	53.0	64.5	63.2	61.7	62.0	57.8							
Top Speed [km/h]	66.1	65.2	63.8	62.6	62.9	61.1							
Avg. Dist. to Rail [m]	3.4	4.0	3.1	2.9	4.6	5.2							
Avg. Stride Freq. [Hz]	2.3	2.3	2.3	2.3	2.3	2.2							
Avg. Stride Length [m]	6.2	7.7	7.6	7.6	7.5	7.2							





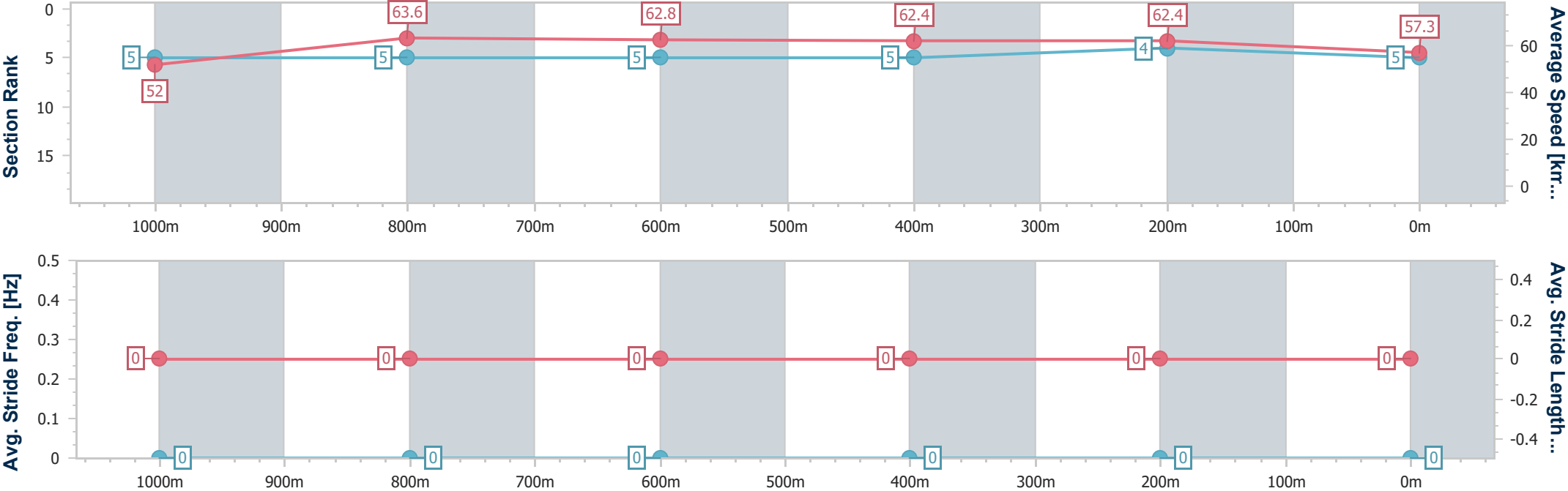
Horse/Jockey Name	Limero
Final Rank	5
Fastest Section Time (Section)	0:11.43 (1000m)
Top Speed [km/h] (Section)	64.9 (1000m)
Race State	Finished



Sunshine Coast QLD Professional  
Race 8: TAB BENCHMARK 62 Handicap - 1200m  
14 February 2025 - 21:09  
Track Rating: Soft 6, Weather: Fine, Rail Position: +7m Entire



Section	Overall	1000m	800m	600m	400m	200m							
Section Times	1:12.49 [5] (0:13.83)	0:58.66 [5] (0:11.43)	0:47.23 [5] (0:11.52)	0:35.71 [5] (0:11.60)	0:24.11 [5] (0:11.57)	0:12.54 [4] (0:12.54)							
Average Speed [km/h]	52.0	63.6	62.8	62.4	62.4	57.3							
Top Speed [km/h]	64.0	64.9	63.3	63.2	63.4	60.6							
Avg. Dist. to Rail [m]	5.6	3.1	1.2	1.2	4.5	6.1							
Avg. Stride Freq. [Hz]	--	--	--	--	--	--							
Avg. Stride Length [m]	--	--	--	--	--	--							







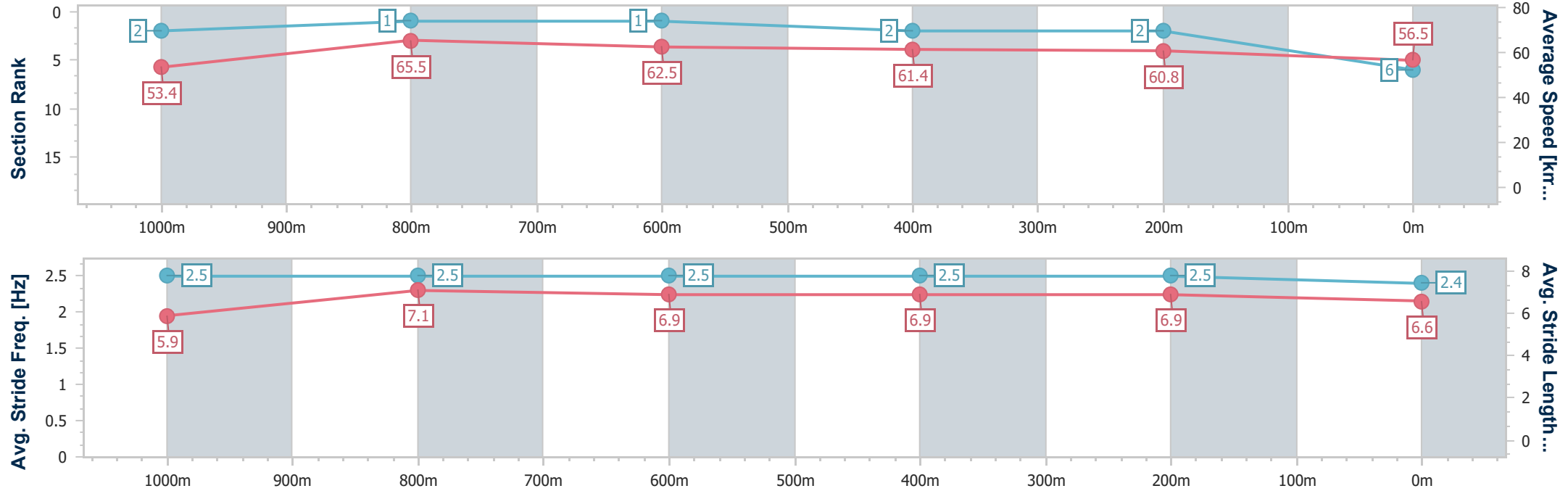
Horse/Jockey Name	Oberoi Princess
Final Rank	6
Fastest Section Time (Section)	0:11.07 (1000m)
Top Speed [km/h] (Section)	67.2 (1000m)
Race State	Finished



Sunshine Coast QLD Professional  
Race 8: TAB BENCHMARK 62 Handicap - 1200m  
14 February 2025 - 21:09  
Track Rating: Soft 6, Weather: Fine, Rail Position: +7m Entire



Section	Overall	1000m	800m	600m	400m	200m							
Section Times	1:12.60 [6] (0:13.51)	0:59.09 [2] (0:11.07)	0:48.02 [1] (0:11.61)	0:36.41 [1] (0:11.86)	0:24.55 [2] (0:11.85)	0:12.70 [2] (0:12.70)							
Average Speed [km/h]	53.4	65.5	62.5	61.4	60.8	56.5							
Top Speed [km/h]	67.2	67.2	63.6	62.6	62.3	60.1							
Avg. Dist. to Rail [m]	6.5	2.9	1.8	1.6	2.5	1.8							
Avg. Stride Freq. [Hz]	2.5	2.5	2.5	2.5	2.5	2.4							
Avg. Stride Length [m]	5.9	7.1	6.9	6.9	6.9	6.6							





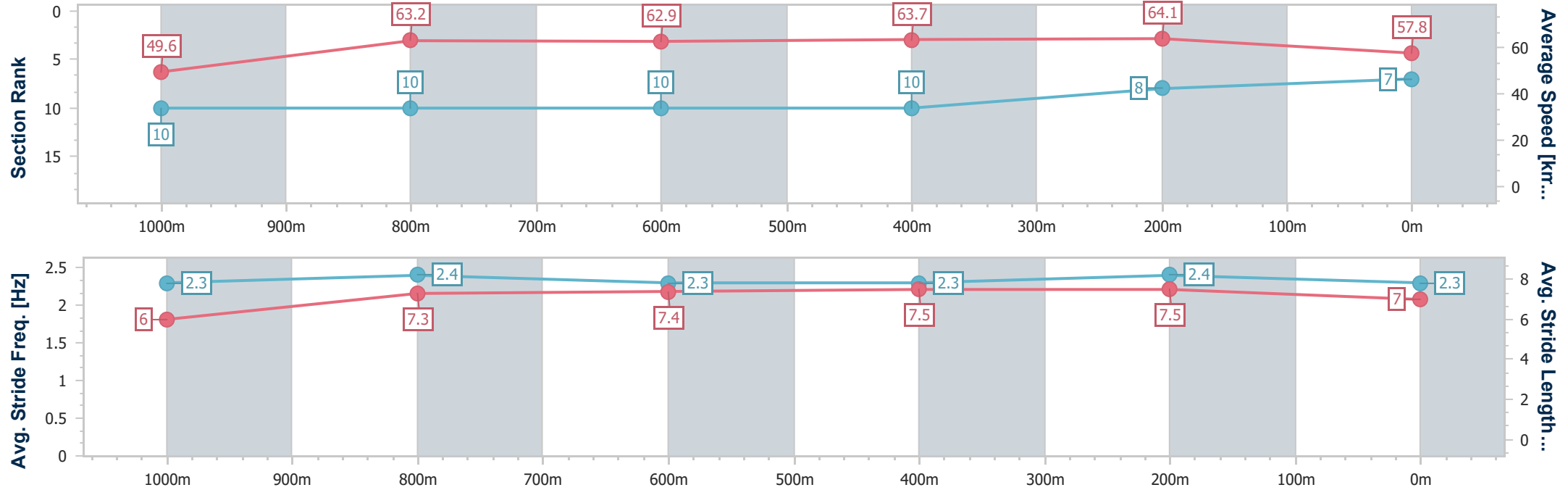
Horse/Jockey Name	Ole Bazzle
Final Rank	7
Fastest Section Time (Section)	0:11.24 (400m)
Top Speed [km/h] (Section)	65.4 (1000m)
Race State	Finished



Sunshine Coast QLD Professional  
Race 8: TAB BENCHMARK 62 Handicap - 1200m  
14 February 2025 - 21:09  
Track Rating: Soft 6, Weather: Fine, Rail Position: +7m Entire



Section	Overall	1000m	800m	600m	400m	200m							
Section Times	1:12.64 [7] (0:14.54)	0:58.10 [10] (0:11.45)	0:46.65 [10] (0:11.54)	0:35.11 [10] (0:11.41)	0:23.70 [10] (0:11.24)	0:12.46 [8] (0:12.46)							
Average Speed [km/h]	49.6	63.2	62.9	63.7	64.1	57.8							
Top Speed [km/h]	64.8	65.4	63.7	64.0	65.1	61.9							
Avg. Dist. to Rail [m]	8.6	1.9	1.3	1.0	4.2	7.8							
Avg. Stride Freq. [Hz]	2.3	2.4	2.3	2.3	2.4	2.3							
Avg. Stride Length [m]	6.0	7.3	7.4	7.5	7.5	7.0							





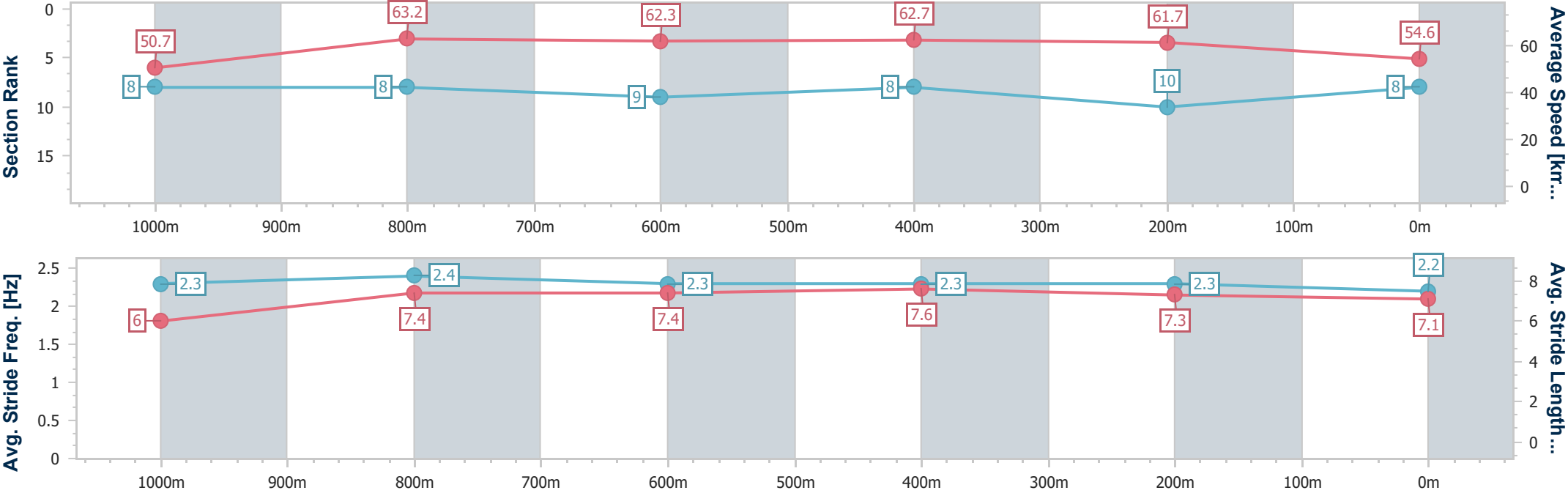
Horse/Jockey Name	Chilliwick
Final Rank	8
Fastest Section Time (Section)	0:11.43 (1000m)
Top Speed [km/h] (Section)	65.2 (1000m)
Race State	Finished



Sunshine Coast QLD Professional  
Race 8: TAB BENCHMARK 62 Handicap - 1200m  
14 February 2025 - 21:09  
Track Rating: Soft 6, Weather: Fine, Rail Position: +7m Entire



Section	Overall	1000m	800m	600m	400m	200m							
Section Times	1:13.58 [8] (0:14.24)	0:59.34 [8] (0:11.43)	0:47.91 [8] (0:11.61)	0:36.30 [9] (0:11.50)	0:24.80 [8] (0:11.66)	0:13.14 [10] (0:13.14)							
Average Speed [km/h]	50.7	63.2	62.3	62.7	61.7	54.6							
Top Speed [km/h]	64.6	65.2	63.4	64.1	64.0	58.5							
Avg. Dist. to Rail [m]	5.2	0.7	0.9	0.3	0.3	2.3							
Avg. Stride Freq. [Hz]	2.3	2.4	2.3	2.3	2.3	2.2							
Avg. Stride Length [m]	6.0	7.4	7.4	7.6	7.3	7.1							





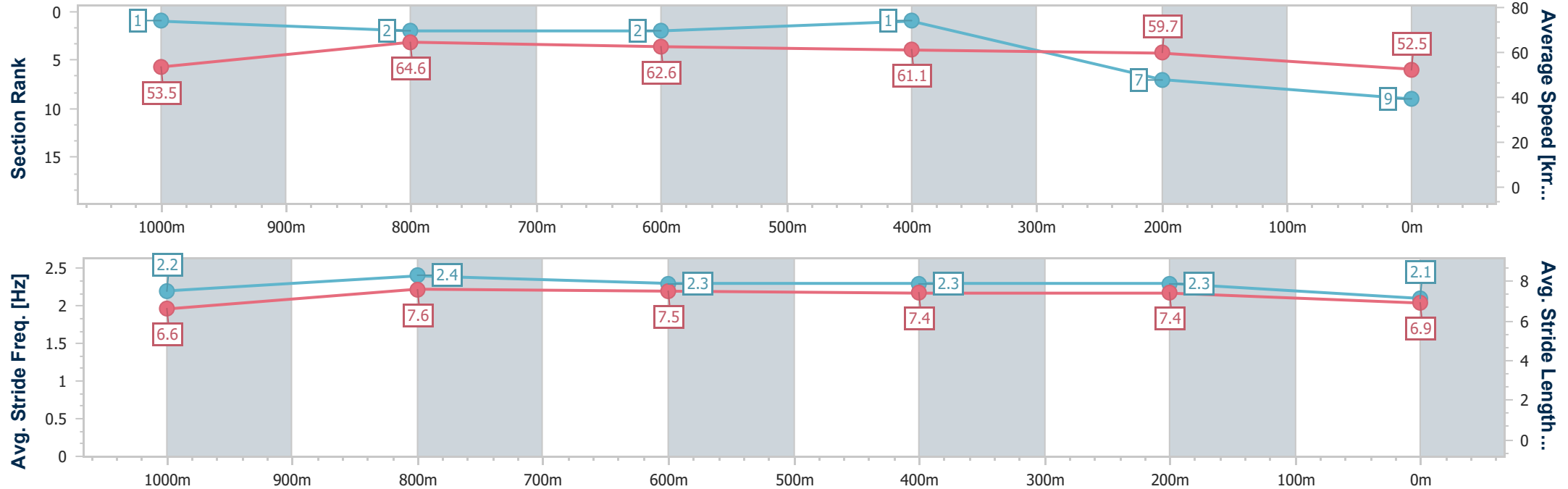
Horse/Jockey Name	Rideau
Final Rank	9
Fastest Section Time (Section)	0:11.24 (1000m)
Top Speed [km/h] (Section)	66.9 (Overall)
Race State	Finished



Sunshine Coast QLD Professional  
Race 8: TAB BENCHMARK 62 Handicap - 1200m  
14 February 2025 - 21:09  
Track Rating: Soft 6, Weather: Fine, Rail Position: +7m Entire



Section	Overall	1000m	800m	600m	400m	200m							
Section Times	1:13.78 [9] (0:13.47)	1:00.31 [1] (0:11.24)	0:49.07 [2] (0:11.51)	0:37.56 [2] (0:11.82)	0:25.74 [1] (0:12.06)	0:13.68 [7] (0:13.68)							
Average Speed [km/h]	53.5	64.6	62.6	61.1	59.7	52.5							
Top Speed [km/h]	66.9	65.8	63.6	61.4	61.6	56.5							
Avg. Dist. to Rail [m]	5.0	2.7	0.8	0.6	0.9	1.7							
Avg. Stride Freq. [Hz]	2.2	2.4	2.3	2.3	2.3	2.1							
Avg. Stride Length [m]	6.6	7.6	7.5	7.4	7.4	6.9							





Horse/Jockey Name	Zimo
Final Rank	10
Fastest Section Time (Section)	0:11.34 (1000m)
Top Speed [km/h] (Section)	64.6 (Overall)
Race State	Finished



Sunshine Coast QLD Professional  
Race 8: TAB BENCHMARK 62 Handicap - 1200m  
14 February 2025 - 21:09  
Track Rating: Soft 6, Weather: Fine, Rail Position: +7m Entire



Section	Overall	1000m	800m	600m	400m	200m							
Section Times	1:13.78 [10] (0:13.70)	1:00.08 [4] (0:11.34)	0:48.74 [4] (0:11.56)	0:37.18 [4] (0:11.70)	0:25.48 [3] (0:11.96)	0:13.52 [9] (0:13.52)							
Average Speed [km/h]	52.6	63.6	62.5	61.5	60.2	53.4							
Top Speed [km/h]	64.6	64.4	62.9	62.4	61.9	56.9							
Avg. Dist. to Rail [m]	0.4	0.6	0.3	0.4	2.8	5.2							
Avg. Stride Freq. [Hz]	2.2	2.3	2.2	2.2	2.2	2.1							
Avg. Stride Length [m]	6.5	7.7	7.8	7.6	7.1	7.0							

