



Doomben QLD Professional

Race 1: RACECOURSE VILLAGE BENCHMARK 70 Handicap - 1110m

22 February 2025 - 12:13



BRISBANE
RACING CLUB

Track Rating: Good 4, Weather: Fine, Rail Position: +4m Entire

Section						Overall	1000m	800m	600m	400m	200m	Last 600m		
Field Times						1:03.94 (0:08.76)	0:55.18 (0:10.99)	0:44.19 (0:11.17)	0:33.02 (0:11.15)	0:21.87 (0:10.76)	0:11.11 (0:11.11)	0:33.02		
Rank	TAB	Horse/Jockey	Barrier	Top Speed [km/h]	Fastest Section							Margin	Distance Travelled [m]	
1	7	TOWN CRIER	3	68.8	0:08.82	1:03.94 [1]	0:55.12 [2]	0:44.05 [3]	0:32.89 [3]	0:21.64 [3]	0:10.97 [2]	1:03.94	0:32.89	
		Luke Dempsey		400m	Overall	(0:08.82)	(0:11.07)	(0:11.16)	(0:11.25)	(0:10.67)	(0:10.97)			
2	13	CERTAINLYCAN	7	68.7	0:08.76	1:04.07 [2]	0:55.31 [1]	0:44.32 [1]	0:33.15 [1]	0:22.00 [1]	0:11.24 [1]	0.74L	0:33.15	+4
		Angela Jones		400m	Overall	(0:08.76)	(0:10.99)	(0:11.17)	(0:11.15)	(0:10.76)	(0:11.24)			
3	8	DEER TRAIL	6	68.2	0:09.09	1:04.37 [3]	0:55.28 [9]	0:44.01 [8]	0:32.98 [7]	0:21.81 [7]	0:11.01 [8]	2.54L	0:32.98	-1
		Jag Guthmann-Chester		400m	Overall	(0:09.09)	(0:11.27)	(0:11.03)	(0:11.17)	(0:10.80)	(0:11.01)			
4	12	INSTAGOOD	9	68.3	0:08.87	1:04.48 [4]	0:55.61 [4]	0:44.30 [6]	0:33.15 [6]	0:21.96 [6]	0:11.17 [7]	3.17L	0:33.15	+7
		Emily Lang		400m	Overall	(0:08.87)	(0:11.31)	(0:11.15)	(0:11.19)	(0:10.79)	(0:11.17)			
5	5	THANKYOU HENRY	10	69.5	0:09.05	1:04.52 [5]	0:55.47 [8]	0:44.11 [9]	0:32.97 [9]	0:21.78 [9]	0:11.22 [6]	3.41L	0:32.97	+8
		Boris Thornton		400m	Overall	(0:09.05)	(0:11.36)	(0:11.14)	(0:11.19)	(0:10.56)	(0:11.22)			
6	11	NEW HAMPSHIRE	5	67.4	0:08.84	1:04.62 [6]	0:55.78 [3]	0:44.73 [2]	0:33.53 [4]	0:22.32 [4]	0:11.33 [5]	3.99L	0:33.53	+2
		Kyle Wilson-Taylor		400m	Overall	(0:08.84)	(0:11.05)	(0:11.20)	(0:11.21)	(0:10.99)	(0:11.33)			
7	10	LENNIC	2	69.0	0:09.00	1:04.67 [7]	0:55.67 [6]	0:44.66 [5]	0:33.54 [5]	0:22.31 [5]	0:11.59 [3]	4.29L	0:33.54	+0
		Noel Callow		400m	Overall	(0:09.00)	(0:11.01)	(0:11.12)	(0:11.23)	(0:10.72)	(0:11.59)			
8	6	KAVAK	8	66.5	0:08.87	1:04.84 [8]	0:55.97 [5]	0:44.91 [4]	0:33.86 [2]	0:22.65 [2]	0:11.63 [4]	5.26L	0:33.86	+3
		Cody Collis		800m	Overall	(0:08.87)	(0:11.06)	(0:11.05)	(0:11.21)	(0:11.02)	(0:11.63)			
9	3	SPIRIT QUEEN	11	70.9	0:09.56	1:04.88 [9]	0:55.32 [11]	0:44.15 [11]	0:33.10 [11]	0:21.86 [11]	0:11.29 [9]	5.53L	0:33.10	+4
		Vlad Duric		400m	Overall	(0:09.56)	(0:11.17)	(0:11.05)	(0:11.24)	(0:10.57)	(0:11.29)			
10	2	GROOVIN' THE MOO	1	66.9	0:09.02	1:04.89 [10]	0:55.87 [7]	0:44.57 [7]	0:33.46 [8]	0:22.25 [8]	0:11.29 [10]	5.56L	0:33.46	+0
		Cobi Vitler		400m	Overall	(0:09.02)	(0:11.30)	(0:11.11)	(0:11.21)	(0:10.96)	(0:11.29)			

Scratched: Flying Maple (#14), Highbar (#4), Secret Revolution (#1), Miss Zermatt (#15)

Report Created: Sat 22 February 2025 12:50 GMT+ (Note: Timing is based on position data)

Page 1/13

[] Ranking at each section and finish
-:-:- No data available at this section
NA No data available

SCN Saddle cloth number
DNF Did not finish
DNT Did not track

data processed by  TRIPLESDATA



Doomben QLD Professional

Race 1: RACECOURSE VILLAGE BENCHMARK 70 Handicap - 1110m

22 February 2025 - 12:13



BRISBANE
RACING CLUB

Track Rating: Good 4, Weather: Fine, Rail Position: +4m Entire

Section						Overall	1000m	800m	600m	400m	200m	Last 600m		
Field Times						1:03.94 (0:08.76)	0:55.18 (0:10.99)	0:44.19 (0:11.17)	0:33.02 (0:11.15)	0:21.87 (0:10.76)	0:11.11 (0:11.11)	0:33.02		
Rank	TAB	Horse/Jockey	Barrier	Top Speed [km/h]	Fastest Section							Margin	Distance Travelled [m]	
11	9	HOOT 'N' HOLLER	4	67.9	0:09.16	1:05.24 [11]	0:56.08 [10]	0:44.74 [10]	0:33.68 [10]	0:22.45 [10]	0:11.60 [11]	7.65L	0:33.68	+3
		Bailey Wheeler		400m	Overall	(0:09.16)	(0:11.34)	(0:11.06)	(0:11.23)	(0:10.85)	(0:11.60)			

Scratched: Flying Maple (#14), Highbar (#4), Secret Revolution (#1), Miss Zermatt (#15)



Horse/Jockey Name	Town Crier
Final Rank	1
Fastest Section Time (Section)	0:08.82 (Overall)
Top Speed [km/h] (Section)	68.8 (400m)
Race State	Finished

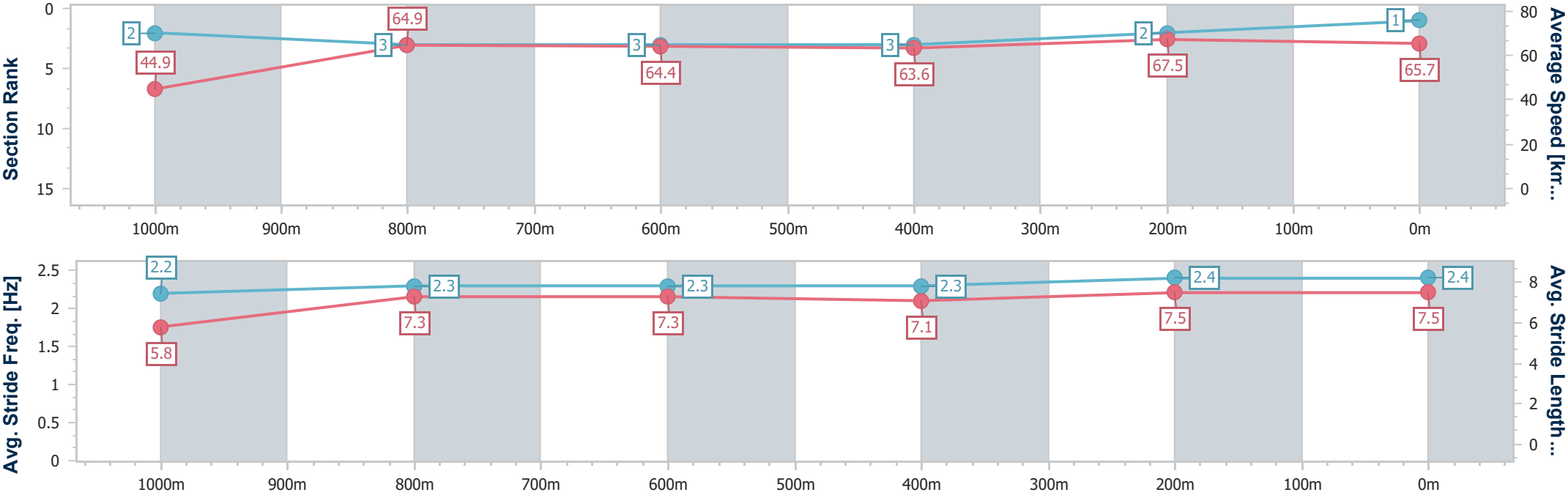


Doomben QLD Professional
Race 1: RACECOURSE VILLAGE BENCHMARK 70 Handicap - 1110m
22 February 2025 - 12:13
Track Rating: Good 4, Weather: Fine, Rail Position: +4m Entire



BRISBANE
RACING CLUB

Section	Overall	1000m	800m	600m	400m	200m							
Section Times	1:03.94 [1] (0:08.82)	0:55.12 [2] (0:11.07)	0:44.05 [3] (0:11.16)	0:32.89 [3] (0:11.25)	0:21.64 [3] (0:10.67)	0:10.97 [2] (0:10.97)							
Average Speed [km/h]	44.9	64.9	64.4	63.6	67.5	65.7							
Top Speed [km/h]	64.2	65.8	65.6	65.4	68.8	68.1							
Avg. Dist. to Rail [m]	2.6	0.3	0.4	0.8	1.5	0.4							
Avg. Stride Freq. [Hz]	2.2	2.3	2.3	2.3	2.4	2.4							
Avg. Stride Length [m]	5.8	7.3	7.3	7.1	7.5	7.5							





Horse/Jockey Name	Certainlycan
Final Rank	2
Fastest Section Time (Section)	0:08.76 (Overall)
Top Speed [km/h] (Section)	68.7 (400m)
Race State	Finished

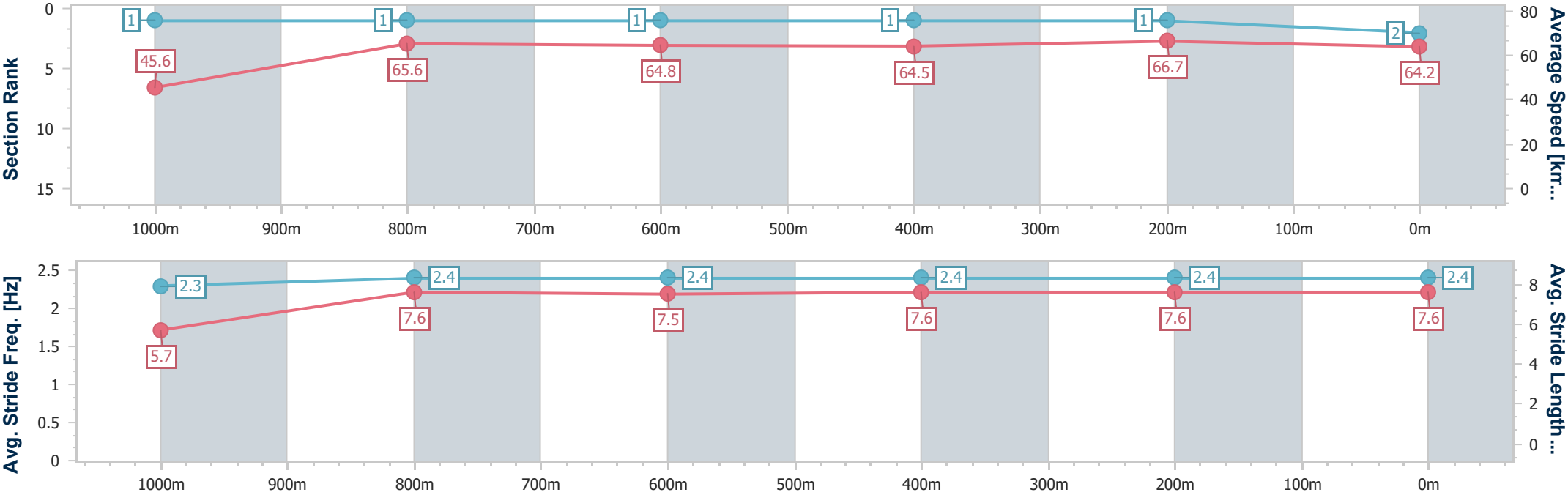


Doomben QLD Professional
Race 1: RACECOURSE VILLAGE BENCHMARK 70 Handicap - 1110m
22 February 2025 - 12:13
Track Rating: Good 4, Weather: Fine, Rail Position: +4m Entire



BRISBANE
RACING CLUB

Section	Overall	1000m	800m	600m	400m	200m							
Section Times	1:04.07 [2] (0:08.76)	0:55.31 [1] (0:10.99)	0:44.32 [1] (0:11.17)	0:33.15 [1] (0:11.15)	0:22.00 [1] (0:10.76)	0:11.24 [1] (0:11.24)							
Average Speed [km/h]	45.6	65.6	64.8	64.5	66.7	64.2							
Top Speed [km/h]	64.3	67.1	65.7	66.1	68.7	66.8							
Avg. Dist. to Rail [m]	5.9	2.4	0.5	0.3	0.4	0.4							
Avg. Stride Freq. [Hz]	2.3	2.4	2.4	2.4	2.4	2.4							
Avg. Stride Length [m]	5.7	7.6	7.5	7.6	7.6	7.6							





Horse/Jockey Name	Deer Trail
Final Rank	3
Fastest Section Time (Section)	0:09.09 (Overall)
Top Speed [km/h] (Section)	68.2 (400m)
Race State	Finished

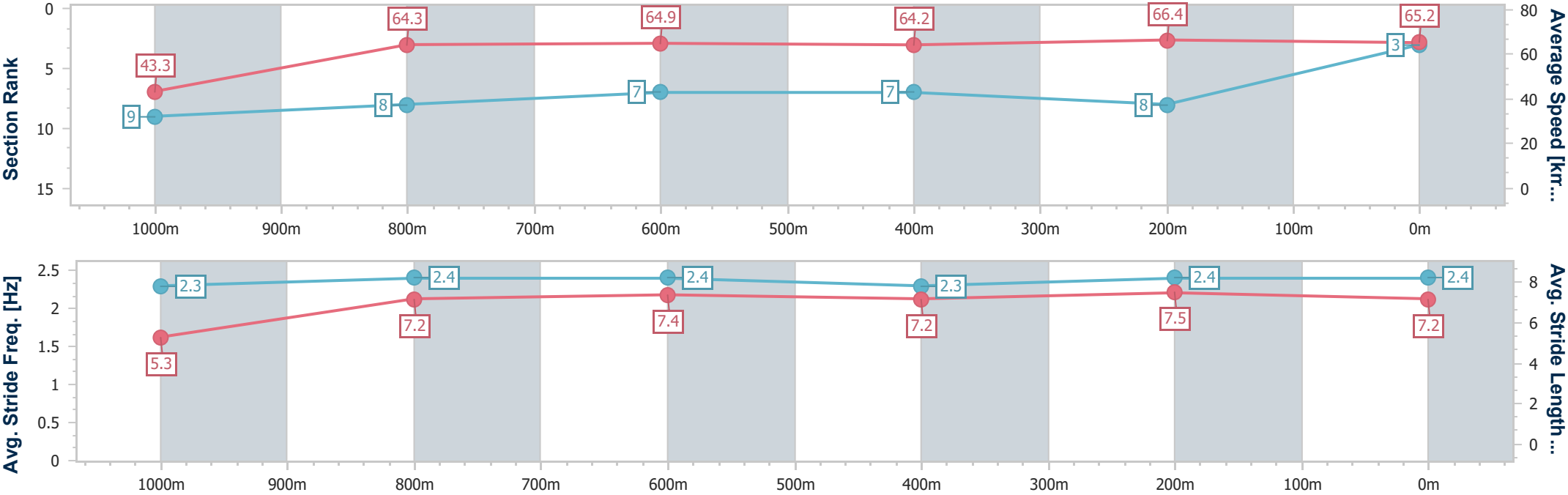


Doomben QLD Professional
Race 1: RACECOURSE VILLAGE BENCHMARK 70 Handicap - 1110m
22 February 2025 - 12:13
Track Rating: Good 4, Weather: Fine, Rail Position: +4m Entire



BRISBANE
RACING CLUB

Section	Overall	1000m	800m	600m	400m	200m							
Section Times	1:04.37 [3] (0:09.09)	0:55.28 [9] (0:11.27)	0:44.01 [8] (0:11.03)	0:32.98 [7] (0:11.17)	0:21.81 [7] (0:10.80)	0:11.01 [8] (0:11.01)							
Average Speed [km/h]	43.3	64.3	64.9	64.2	66.4	65.2							
Top Speed [km/h]	62.8	65.4	65.2	64.5	68.2	68.0							
Avg. Dist. to Rail [m]	5.4	1.7	0.6	1.4	0.8	1.5							
Avg. Stride Freq. [Hz]	2.3	2.4	2.4	2.3	2.4	2.4							
Avg. Stride Length [m]	5.3	7.2	7.4	7.2	7.5	7.2							





Horse/Jockey Name	Instagood
Final Rank	4
Fastest Section Time (Section)	0:08.87 (Overall)
Top Speed [km/h] (Section)	68.3 (400m)
Race State	Finished

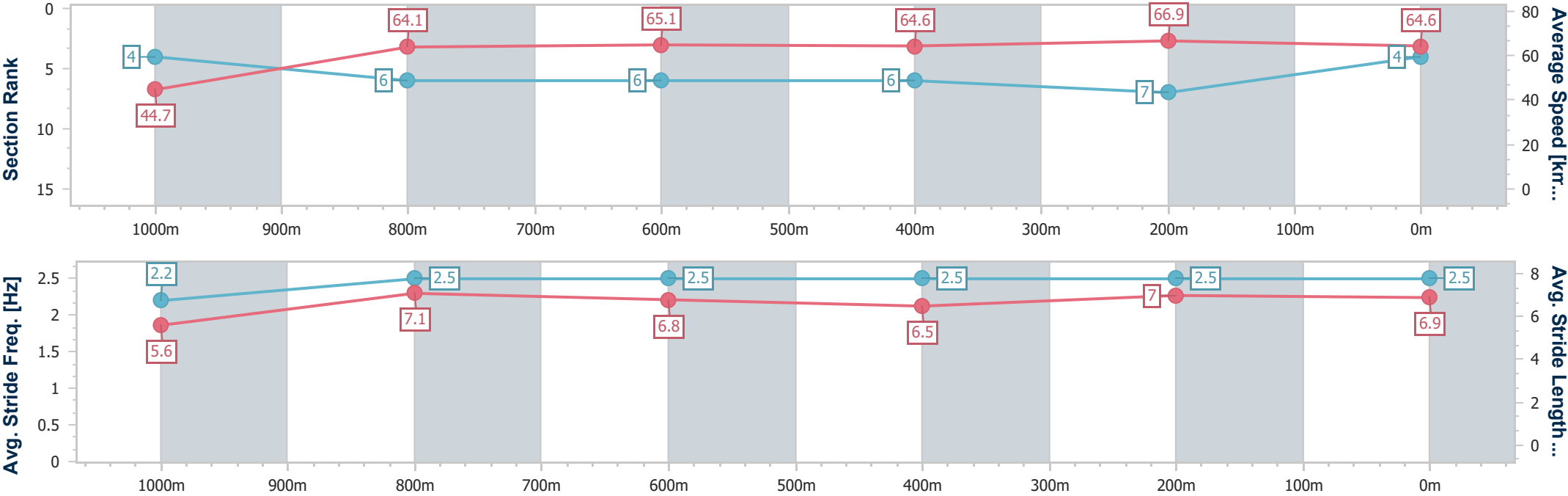


Doomben QLD Professional
Race 1: RACECOURSE VILLAGE BENCHMARK 70 Handicap - 1110m
22 February 2025 - 12:13
Track Rating: Good 4, Weather: Fine, Rail Position: +4m Entire



BRISBANE
RACING CLUB

Section	Overall	1000m	800m	600m	400m	200m							
Section Times	1:04.48 [4] (0:08.87)	0:55.61 [4] (0:11.31)	0:44.30 [6] (0:11.15)	0:33.15 [6] (0:11.19)	0:21.96 [6] (0:10.79)	0:11.17 [7] (0:11.17)							
Average Speed [km/h]	44.7	64.1	65.1	64.6	66.9	64.6							
Top Speed [km/h]	61.1	65.9	65.7	64.8	68.3	67.3							
Avg. Dist. to Rail [m]	8.6	3.4	1.3	0.7	2.4	4.7							
Avg. Stride Freq. [Hz]	2.2	2.5	2.5	2.5	2.5	2.5							
Avg. Stride Length [m]	5.6	7.1	6.8	6.5	7.0	6.9							





Horse/Jockey Name	Thankyou Henry
Final Rank	5
Fastest Section Time (Section)	0:09.05 (Overall)
Top Speed [km/h] (Section)	69.5 (400m)
Race State	Finished

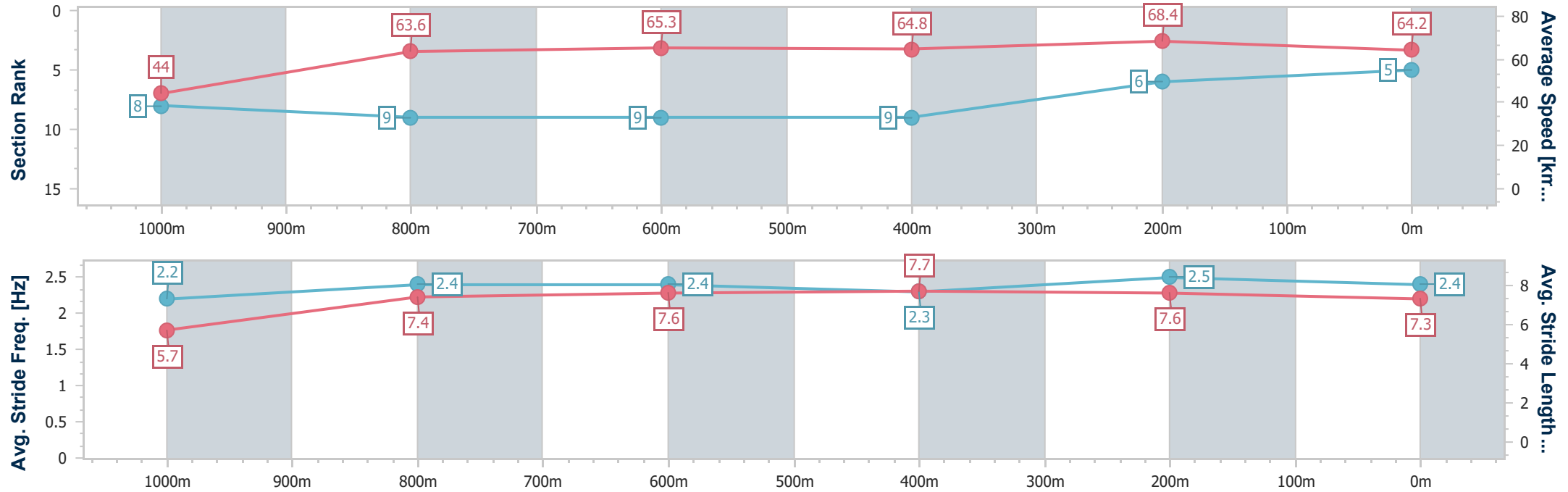


Doomben QLD Professional
Race 1: RACECOURSE VILLAGE BENCHMARK 70 Handicap - 1110m
22 February 2025 - 12:13
Track Rating: Good 4, Weather: Fine, Rail Position: +4m Entire



BRISBANE
RACING CLUB

Section	Overall	1000m	800m	600m	400m	200m								
Section Times	1:04.52 [5] (0:09.05)	0:55.47 [8] (0:11.36)	0:44.11 [9] (0:11.14)	0:32.97 [9] (0:11.19)	0:21.78 [9] (0:10.56)	0:11.22 [6] (0:11.22)								
Average Speed [km/h]	44.0	63.6	65.3	64.8	68.4	64.2								
Top Speed [km/h]	60.7	65.4	65.4	67.0	69.5	68.1								
Avg. Dist. to Rail [m]	9.3	2.8	1.6	1.3	2.5	4.3								
Avg. Stride Freq. [Hz]	2.2	2.4	2.4	2.3	2.5	2.4								
Avg. Stride Length [m]	5.7	7.4	7.6	7.7	7.6	7.3								





Horse/Jockey Name	New Hampshire
Final Rank	6
Fastest Section Time (Section)	0:08.84 (Overall)
Top Speed [km/h] (Section)	67.4 (400m)
Race State	Finished

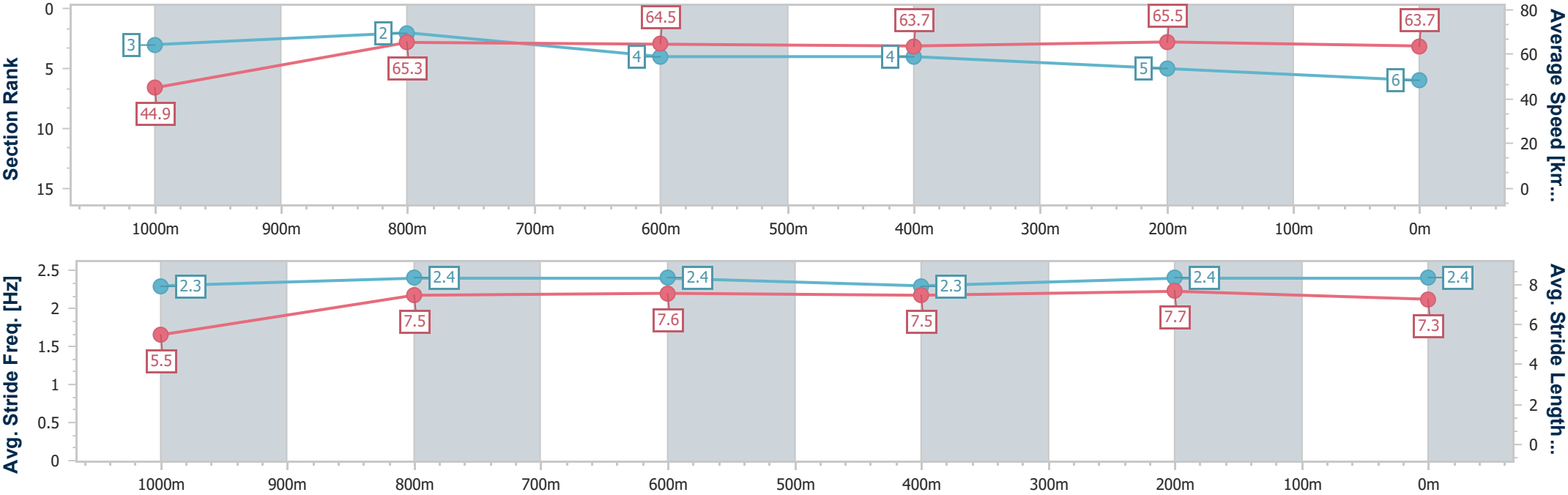


Doomben QLD Professional
Race 1: RACECOURSE VILLAGE BENCHMARK 70 Handicap - 1110m
22 February 2025 - 12:13
Track Rating: Good 4, Weather: Fine, Rail Position: +4m Entire



BRISBANE
RACING CLUB

Section	Overall	1000m	800m	600m	400m	200m							
Section Times	1:04.62 [6] (0:08.84)	0:55.78 [3] (0:11.05)	0:44.73 [2] (0:11.20)	0:33.53 [4] (0:11.21)	0:22.32 [4] (0:10.99)	0:11.33 [5] (0:11.33)							
Average Speed [km/h]	44.9	65.3	64.5	63.7	65.5	63.7							
Top Speed [km/h]	65.4	66.2	65.5	64.6	67.4	66.9							
Avg. Dist. to Rail [m]	4.8	1.9	0.4	0.9	0.4	0.4							
Avg. Stride Freq. [Hz]	2.3	2.4	2.4	2.3	2.4	2.4							
Avg. Stride Length [m]	5.5	7.5	7.6	7.5	7.7	7.3							





Horse/Jockey Name	Lennic
Final Rank	7
Fastest Section Time (Section)	0:09.00 (Overall)
Top Speed [km/h] (Section)	69.0 (400m)
Race State	Finished

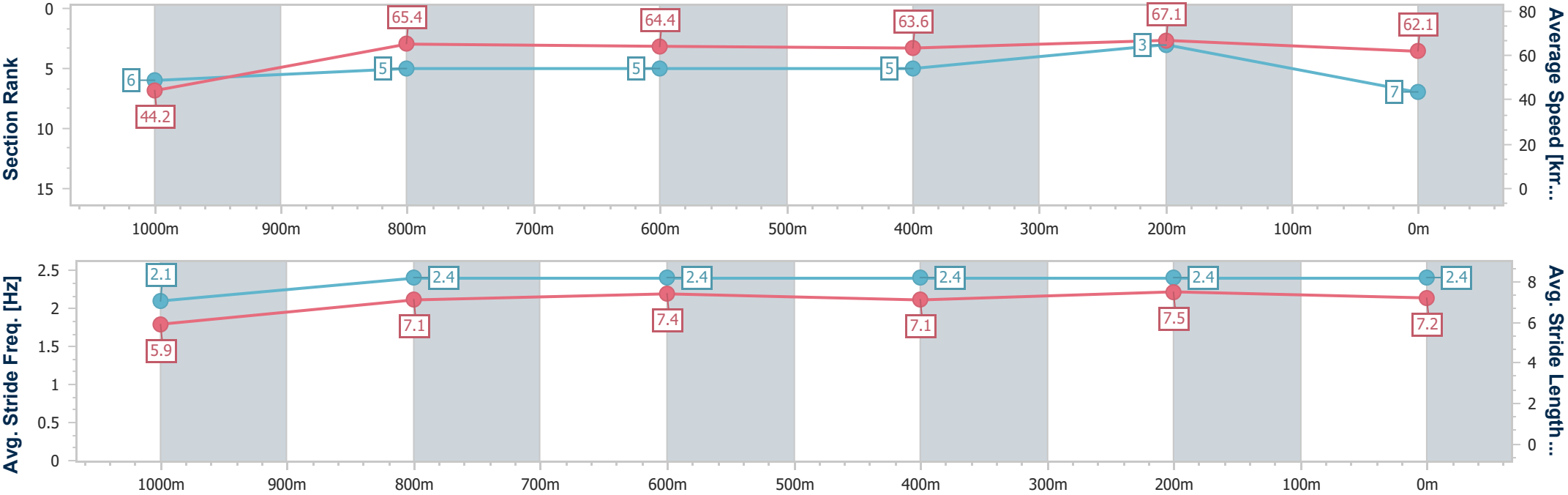


Doomben QLD Professional
Race 1: RACECOURSE VILLAGE BENCHMARK 70 Handicap - 1110m
22 February 2025 - 12:13
Track Rating: Good 4, Weather: Fine, Rail Position: +4m Entire



BRISBANE
RACING CLUB

Section	Overall	1000m	800m	600m	400m	200m							
Section Times	1:04.67 [7] (0:09.00)	0:55.67 [6] (0:11.01)	0:44.66 [5] (0:11.12)	0:33.54 [5] (0:11.23)	0:22.31 [5] (0:10.72)	0:11.59 [3] (0:11.59)							
Average Speed [km/h]	44.2	65.4	64.4	63.6	67.1	62.1							
Top Speed [km/h]	64.8	66.2	65.2	64.2	69.0	65.8							
Avg. Dist. to Rail [m]	2.1	0.5	0.6	1.0	1.2	2.1							
Avg. Stride Freq. [Hz]	2.1	2.4	2.4	2.4	2.4	2.4							
Avg. Stride Length [m]	5.9	7.1	7.4	7.1	7.5	7.2							





Horse/Jockey Name	Kavak
Final Rank	8
Fastest Section Time (Section)	0:08.87 (Overall)
Top Speed [km/h] (Section)	66.5 (800m)
Race State	Finished

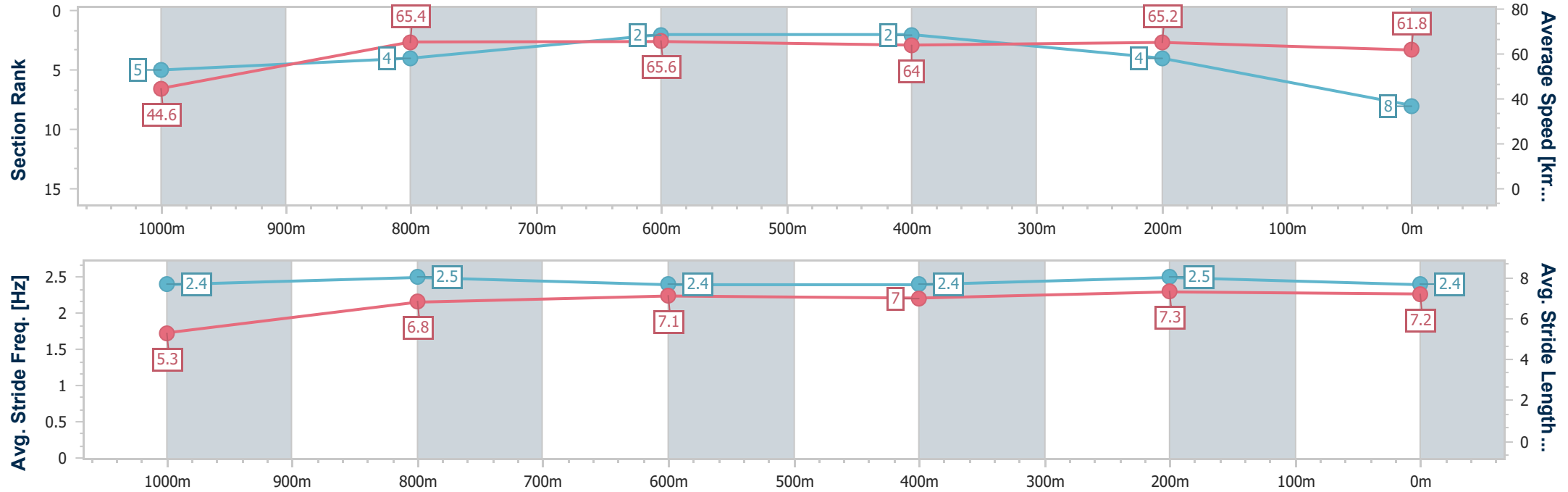


Doomben QLD Professional
Race 1: RACECOURSE VILLAGE BENCHMARK 70 Handicap - 1110m
22 February 2025 - 12:13
Track Rating: Good 4, Weather: Fine, Rail Position: +4m Entire



BRISBANE
RACING CLUB

Section	Overall	1000m	800m	600m	400m	200m								
Section Times	1:04.84 [8] (0:08.87)	0:55.97 [5] (0:11.06)	0:44.91 [4] (0:11.05)	0:33.86 [2] (0:11.21)	0:22.65 [2] (0:11.02)	0:11.63 [4] (0:11.63)								
Average Speed [km/h]	44.6	65.4	65.6	64.0	65.2	61.8								
Top Speed [km/h]	64.1	66.0	66.5	64.8	66.0	64.9								
Avg. Dist. to Rail [m]	7.6	3.2	0.6	0.4	0.8	2.6								
Avg. Stride Freq. [Hz]	2.4	2.5	2.4	2.4	2.5	2.4								
Avg. Stride Length [m]	5.3	6.8	7.1	7.0	7.3	7.2								





Horse/Jockey Name	Spirit Queen
Final Rank	9
Fastest Section Time (Section)	0:09.56 (Overall)
Top Speed [km/h] (Section)	70.9 (400m)
Race State	Finished

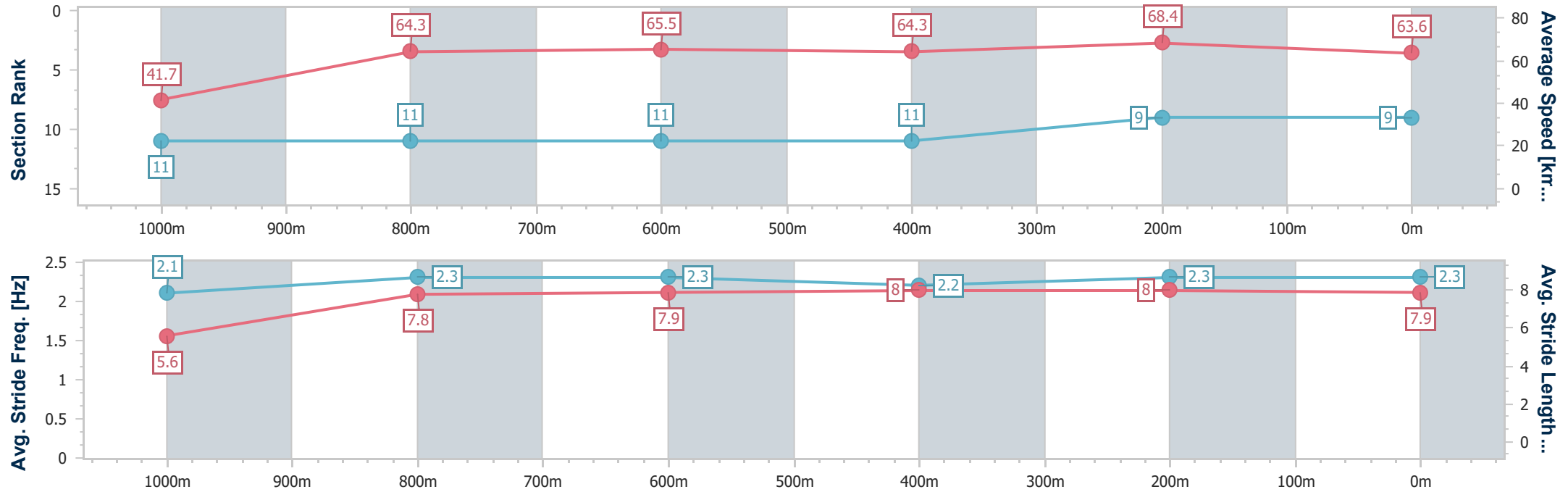


Doomben QLD Professional
Race 1: RACECOURSE VILLAGE BENCHMARK 70 Handicap - 1110m
22 February 2025 - 12:13
Track Rating: Good 4, Weather: Fine, Rail Position: +4m Entire



BRISBANE
RACING CLUB

Section	Overall	1000m	800m	600m	400m	200m								
Section Times	1:04.88 [9] (0:09.56)	0:55.32 [11] (0:11.17)	0:44.15 [11] (0:11.05)	0:33.10 [11] (0:11.24)	0:21.86 [11] (0:10.57)	0:11.29 [9] (0:11.29)								
Average Speed [km/h]	41.7	64.3	65.5	64.3	68.4	63.6								
Top Speed [km/h]	60.6	65.5	66.1	65.9	70.9	68.9								
Avg. Dist. to Rail [m]	9.3	0.6	0.3	0.5	3.2	4.1								
Avg. Stride Freq. [Hz]	2.1	2.3	2.3	2.2	2.3	2.3								
Avg. Stride Length [m]	5.6	7.8	7.9	8.0	8.0	7.9								





Horse/Jockey Name	Groovin' The Moo
Final Rank	10
Fastest Section Time (Section)	0:09.02 (Overall)
Top Speed [km/h] (Section)	66.9 (400m)
Race State	Finished

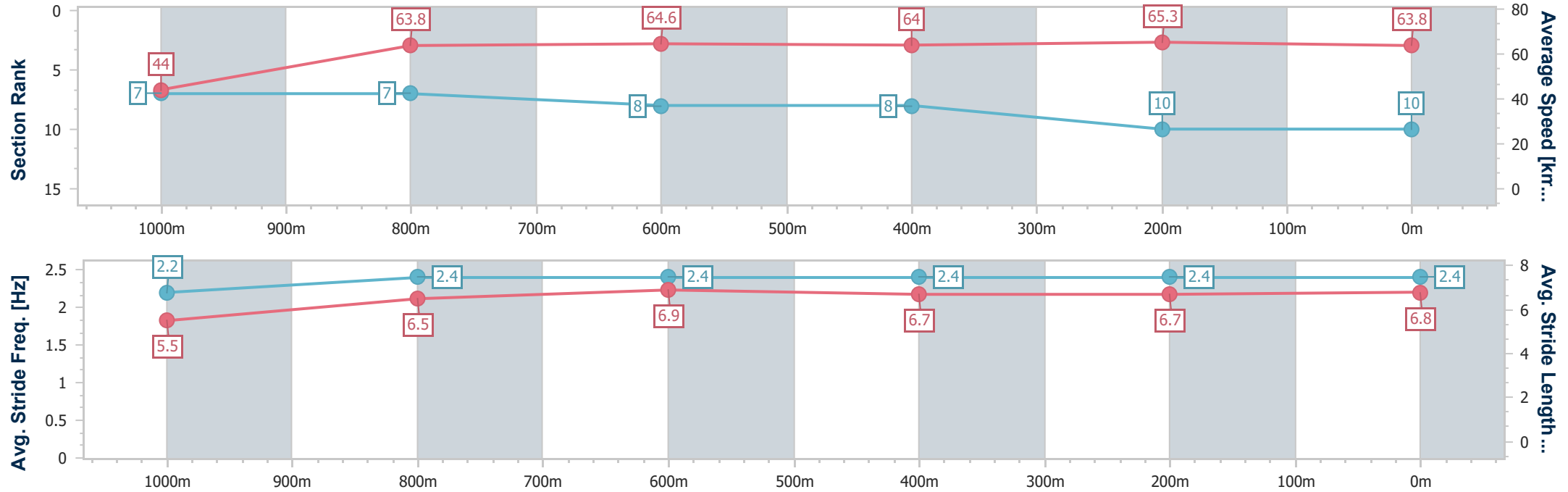


Doomben QLD Professional
Race 1: RACECOURSE VILLAGE BENCHMARK 70 Handicap - 1110m
22 February 2025 - 12:13
Track Rating: Good 4, Weather: Fine, Rail Position: +4m Entire



BRISBANE
RACING CLUB

Section	Overall	1000m	800m	600m	400m	200m							
Section Times	1:04.89 [10] (0:09.02)	0:55.87 [7] (0:11.30)	0:44.57 [7] (0:11.11)	0:33.46 [8] (0:11.21)	0:22.25 [8] (0:10.96)	0:11.29 [10] (0:11.29)							
Average Speed [km/h]	44.0	63.8	64.6	64.0	65.3	63.8							
Top Speed [km/h]	63.0	66.0	65.1	63.9	66.9	64.9							
Avg. Dist. to Rail [m]	1.4	0.6	0.4	1.2	1.8	1.6							
Avg. Stride Freq. [Hz]	2.2	2.4	2.4	2.4	2.4	2.4							
Avg. Stride Length [m]	5.5	6.5	6.9	6.7	6.7	6.8							





Horse/Jockey Name	Hoot 'N' Holler
Final Rank	11
Fastest Section Time (Section)	0:09.16 (Overall)
Top Speed [km/h] (Section)	67.9 (400m)
Race State	Finished

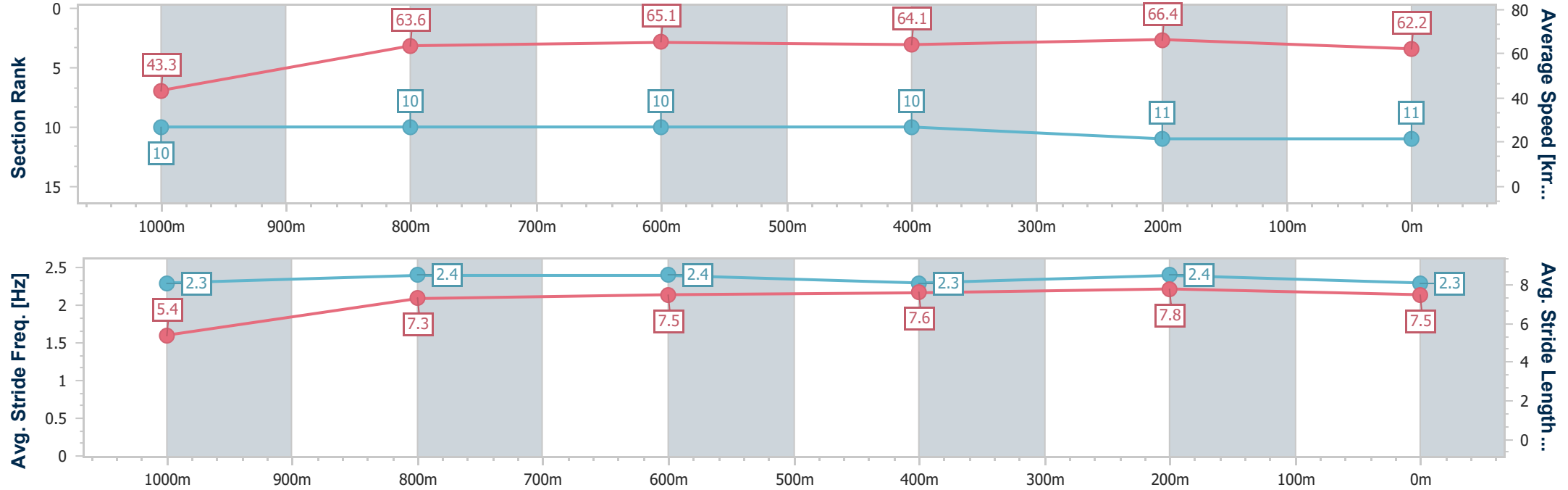


Doomben QLD Professional
Race 1: RACECOURSE VILLAGE BENCHMARK 70 Handicap - 1110m
22 February 2025 - 12:13
Track Rating: Good 4, Weather: Fine, Rail Position: +4m Entire



BRISBANE
RACING CLUB

Section	Overall	1000m	800m	600m	400m	200m							
Section Times	1:05.24 [11] (0:09.16)	0:56.08 [10] (0:11.34)	0:44.74 [10] (0:11.06)	0:33.68 [10] (0:11.23)	0:22.45 [10] (0:10.85)	0:11.60 [11] (0:11.60)							
Average Speed [km/h]	43.3	63.6	65.1	64.1	66.4	62.2							
Top Speed [km/h]	62.0	65.1	66.2	64.6	67.9	65.9							
Avg. Dist. to Rail [m]	3.5	0.9	0.6	0.5	1.2	1.0							
Avg. Stride Freq. [Hz]	2.3	2.4	2.4	2.3	2.4	2.3							
Avg. Stride Length [m]	5.4	7.3	7.5	7.6	7.8	7.5							





Doomben QLD Professional

Race 2: GIRLS DAY OUT 1 MARCH BENCHMARK 90 Handicap - 2200m

22 February 2025 - 12:47



BRISBANE
RACING CLUB

Track Rating: Good 4, Weather: Fine, Rail Position: +4m Entire

Section					Overall	2000m	1800m	1600m	1400m	1200m	1000m	Last 600m		
Field Times					2:16.30 (0:14.26)	2:02.04 (0:11.49)	1:50.55 (0:12.77)	1:37.78 (0:12.70)	1:25.08 (0:12.89)	1:12.19 (0:13.01)	0:59.18 (0:12.69)	0:34.36		
Rank	TAB	Horse/Jockey	Barrier	Top Speed [km/h]	Fastest Section									Distance Travelled [m]
1	6	DIABLO BOLT	1	66.6	0:11.05	2:16.30 [1]	2:01.82 [4]	1:50.06 [4]	1:37.40 [4]	1:24.64 [4]	1:11.80 [4]	0:58.78 [3]	0:34.07	
		Jag Guthmann-Chester		400m	400m	(0:14.48)	(0:11.76)	(0:12.66)	(0:12.76)	(0:12.84)	(0:13.02)	(0:12.55)		
2	7	WAPITI	4	65.5	0:11.25	2:16.63 [2]	2:02.28 [2]	1:50.61 [2]	1:37.96 [2]	1:25.26 [2]	1:12.34 [2]	0:59.31 [2]	0:34.56	-1
		Cody Collis		Overall	400m	(0:14.35)	(0:11.67)	(0:12.65)	(0:12.70)	(0:12.92)	(0:13.03)	(0:12.61)		
3	2	TAPILDOODLEDO	5	66.2	0:11.46	2:16.66 [3]	2:02.29 [3]	1:50.49 [3]	1:37.82 [3]	1:25.26 [3]	1:12.17 [3]	0:59.14 [4]	0:34.64	-10
		Mark Du Plessis		Overall	400m	(0:14.37)	(0:11.80)	(0:12.67)	(0:12.56)	(0:13.09)	(0:13.03)	(0:12.41)		
4	8	LINTHORPE LAD	8	65.0	0:11.18	2:16.72 [4]	2:01.90 [6]	1:49.98 [6]	1:37.20 [8]	1:24.31 [8]	1:11.67 [7]	0:58.55 [7]	0:34.28	+4
		Taylor Marshall		400m	400m	(0:14.82)	(0:11.92)	(0:12.78)	(0:12.89)	(0:12.64)	(0:13.12)	(0:12.38)		
5	9	BEDFORD SQUARE	6	65.5	0:11.16	2:17.04 [5]	2:01.77 [8]	1:50.07 [8]	1:37.56 [7]	1:24.69 [7]	1:11.91 [8]	0:58.77 [8]	0:34.26	-1
		Ron Stewart		400m	400m	(0:15.27)	(0:11.70)	(0:12.51)	(0:12.87)	(0:12.78)	(0:13.14)	(0:12.39)		
6	4	HADOUKEN	7	65.5	0:11.48	2:17.11 [6]	2:02.85 [1]	1:51.36 [1]	1:38.59 [1]	1:25.89 [1]	1:13.00 [1]	0:59.99 [1]	0:35.17	-6
		Tahlia Fenlon		Overall	400m	(0:14.26)	(0:11.49)	(0:12.77)	(0:12.70)	(0:12.89)	(0:13.01)	(0:12.69)		
7	5	YOUTH SPIRIT	3	66.5	0:11.09	2:17.15 [7]	2:02.20 [7]	1:50.35 [7]	1:37.77 [6]	1:25.11 [5]	1:12.30 [6]	0:59.09 [6]	0:34.34	-15
		Luke Dempsey		400m	400m	(0:14.95)	(0:11.85)	(0:12.58)	(0:12.66)	(0:12.81)	(0:13.21)	(0:12.59)		
8	1	TRUE MARVEL	2	64.1	0:11.37	2:17.44 [8]	2:02.89 [5]	1:51.08 [5]	1:38.20 [5]	1:25.34 [6]	1:12.62 [5]	0:59.58 [5]	0:35.03	+2
		Kyle Wilson-Taylor		400m	400m	(0:14.55)	(0:11.81)	(0:12.88)	(0:12.86)	(0:12.72)	(0:13.04)	(0:12.52)		

Scratched: Waltham (#3)



Doomben QLD Professional

Race 2: GIRLS DAY OUT 1 MARCH BENCHMARK 90 Handicap - 2200m

22 February 2025 - 12:47



BRISBANE
RACING CLUB

Track Rating: Good 4, Weather: Fine, Rail Position: +4m Entire

Section		Field Times				800m	600m	400m	200m	Last 600m		
						0:46.49 (0:12.13)	0:34.36 (0:11.52)	0:22.84 (0:11.30)	0:11.54 (0:11.54)	0:34.36		
Rank	TAB	Horse/Jockey	Barrier	Top Speed [km/h]	Fastest Section						Margin	Distance Travelled [m]
1	6	DIABLO BOLT	1	66.6	0:11.05	0:46.23 [4]	0:34.07 [4]	0:22.59 [4]	0:11.54 [1]	2:16.30	0:34.07	
		Jag Guthmann-Chester		400m	400m	(0:12.16)	(0:11.48)	(0:11.05)	(0:11.54)			
2	7	WAPITI	4	65.5	0:11.25	0:46.70 [3]	0:34.56 [3]	0:23.10 [2]	0:11.85 [2]	1.93L	0:34.56	-1
		Cody Collis		Overall	400m	(0:12.14)	(0:11.46)	(0:11.25)	(0:11.85)			
3	2	TAPILDOODLEDO	5	66.2	0:11.46	0:46.73 [2]	0:34.64 [2]	0:23.07 [3]	0:11.61 [4]	2.12L	0:34.64	-10
		Mark Du Plessis		Overall	400m	(0:12.09)	(0:11.57)	(0:11.46)	(0:11.61)			
4	8	LINTHORPE LAD	8	65.0	0:11.18	0:46.17 [6]	0:34.28 [6]	0:22.80 [5]	0:11.62 [5]	2.5L	0:34.28	+4
		Taylor Marshall		400m	400m	(0:11.89)	(0:11.48)	(0:11.18)	(0:11.62)			
5	9	BEDFORD SQUARE	6	65.5	0:11.16	0:46.38 [8]	0:34.26 [7]	0:22.82 [7]	0:11.66 [6]	4.35L	0:34.26	-1
		Ron Stewart		400m	400m	(0:12.12)	(0:11.44)	(0:11.16)	(0:11.66)			
6	4	HADOUKEN	7	65.5	0:11.48	0:47.30 [1]	0:35.17 [1]	0:23.65 [1]	0:12.17 [3]	4.74L	0:35.17	-6
		Tahlia Fenlon		Overall	400m	(0:12.13)	(0:11.52)	(0:11.48)	(0:12.17)			
7	5	YOUTH SPIRIT	3	66.5	0:11.09	0:46.50 [7]	0:34.34 [8]	0:22.71 [8]	0:11.62 [8]	4.97L	0:34.34	-15
		Luke Dempsey		400m	400m	(0:12.16)	(0:11.63)	(0:11.09)	(0:11.62)			
8	1	TRUE MARVEL	2	64.1	0:11.37	0:47.06 [5]	0:35.03 [5]	0:23.40 [6]	0:12.03 [7]	6.72L	0:35.03	+2
		Kyle Wilson-Taylor		400m	400m	(0:12.03)	(0:11.63)	(0:11.37)	(0:12.03)			

Scratched: Waltham (#3)



Horse/Jockey Name	Diablo Bolt
Final Rank	1
Fastest Section Time (Section)	0:11.05 (400m)
Top Speed [km/h] (Section)	66.6 (400m)
Race State	Finished

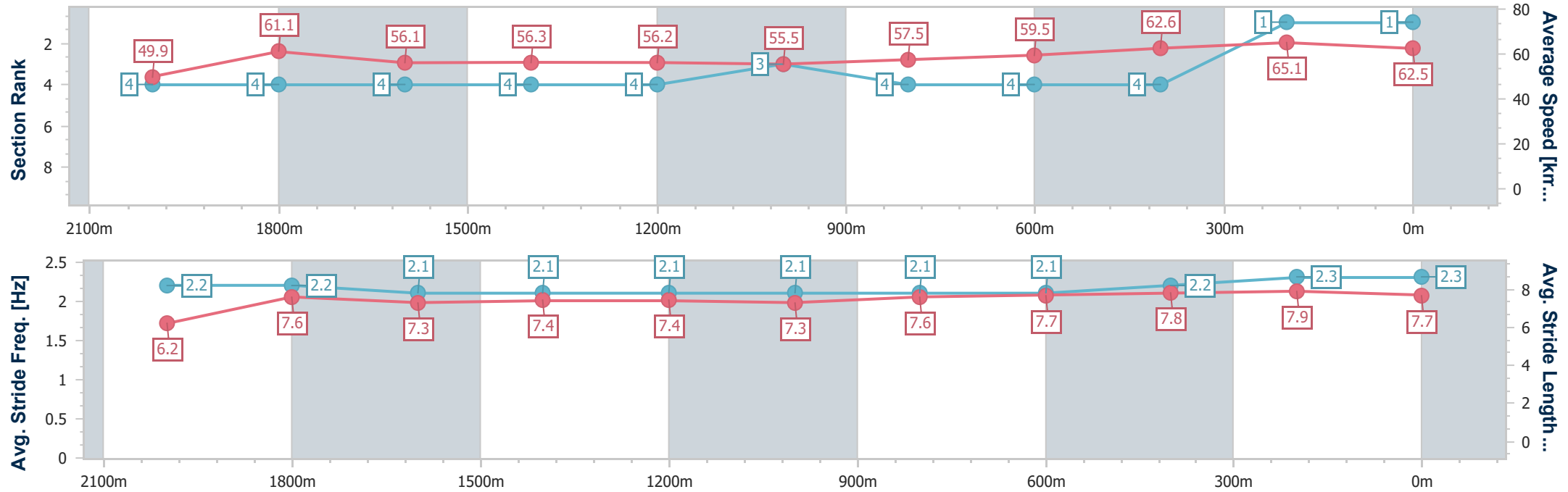


Doomben QLD Professional
Race 2: GIRLS DAY OUT 1 MARCH BENCHMARK 90 Handicap - 2200m
22 February 2025 - 12:47
Track Rating: Good 4, Weather: Fine, Rail Position: +4m Entire



BRISBANE
RACING CLUB

Section	Overall	2000m	1800m	1600m	1400m	1200m	1000m	800m	600m	400m	200m		
Section Times	2:16.30 [1] (0:14.48)	2:01.82 [4] (0:11.76)	1:50.06 [4] (0:12.66)	1:37.40 [4] (0:12.76)	1:24.64 [4] (0:12.84)	1:11.80 [4] (0:13.02)	0:58.78 [3] (0:12.55)	0:46.23 [4] (0:12.16)	0:34.07 [4] (0:11.48)	0:22.59 [4] (0:11.05)	0:11.54 [1] (0:11.54)		
Average Speed [km/h]	49.9	61.1	56.1	56.3	56.2	55.5	57.5	59.5	62.6	65.1	62.5		
Top Speed [km/h]	64.7	64.5	59.3	57.8	57.1	57.1	57.9	61.7	64.6	66.6	65.3		
Avg. Dist. to Rail [m]	2.6	3.1	2.3	0.6	0.5	1.1	1.3	1.2	0.7	0.8	1.9		
Avg. Stride Freq. [Hz]	2.2	2.2	2.1	2.1	2.1	2.1	2.1	2.1	2.2	2.3	2.3		
Avg. Stride Length [m]	6.2	7.6	7.3	7.4	7.4	7.3	7.6	7.7	7.8	7.9	7.7		



[] Ranking at each section and finish
-.-.- No data available at this section
NA No data available



Horse/Jockey Name	Wapiti
Final Rank	2
Fastest Section Time (Section)	0:11.25 (400m)
Top Speed [km/h] (Section)	65.5 (Overall)
Race State	Finished

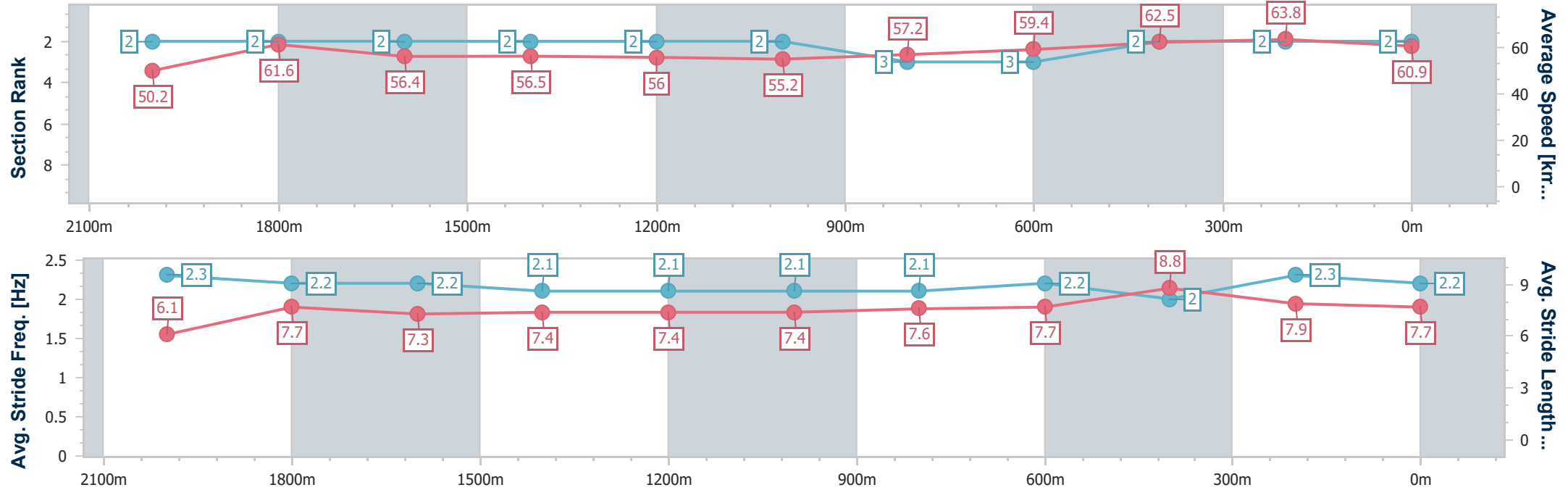


Doomben QLD Professional
Race 2: GIRLS DAY OUT 1 MARCH BENCHMARK 90 Handicap - 2200m
22 February 2025 - 12:47
Track Rating: Good 4, Weather: Fine, Rail Position: +4m Entire



BRISBANE
RACING CLUB

Section	Overall	2000m	1800m	1600m	1400m	1200m	1000m	800m	600m	400m	200m		
Section Times	2:16.63 [2] (0:14.35)	2:02.28 [2] (0:11.67)	1:50.61 [2] (0:12.65)	1:37.96 [2] (0:12.70)	1:25.26 [2] (0:12.92)	1:12.34 [2] (0:13.03)	0:59.31 [2] (0:12.61)	0:46.70 [3] (0:12.14)	0:34.56 [3] (0:11.46)	0:23.10 [2] (0:11.25)	0:11.85 [2] (0:11.85)		
Average Speed [km/h]	50.2	61.6	56.4	56.5	56.0	55.2	57.2	59.4	62.5	63.8	60.9		
Top Speed [km/h]	65.5	64.0	59.6	57.4	56.8	57.0	58.1	61.7	63.5	64.3	63.9		
Avg. Dist. to Rail [m]	1.8	1.0	1.5	0.5	0.6	1.2	1.1	0.3	0.9	1.2	0.4		
Avg. Stride Freq. [Hz]	2.3	2.2	2.2	2.1	2.1	2.1	2.1	2.2	2.0	2.3	2.2		
Avg. Stride Length [m]	6.1	7.7	7.3	7.4	7.4	7.4	7.6	7.7	8.8	7.9	7.7		





Horse/Jockey Name	Tapildoodledo
Final Rank	3
Fastest Section Time (Section)	0:11.46 (400m)
Top Speed [km/h] (Section)	66.2 (Overall)
Race State	Finished

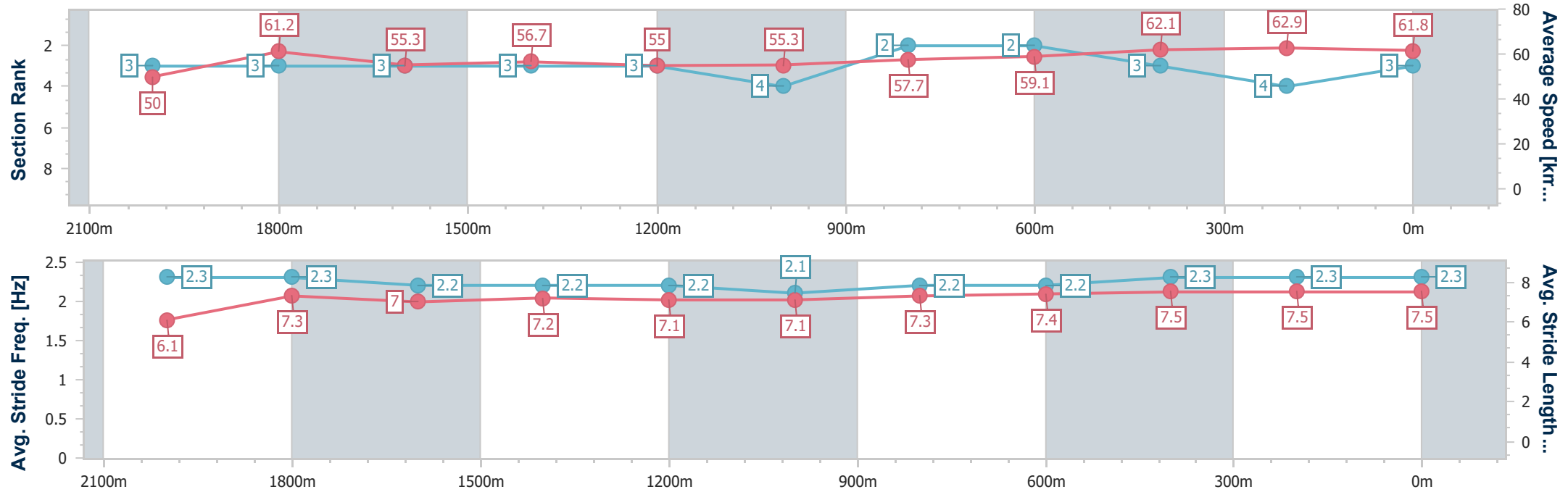


Doomben QLD Professional
Race 2: GIRLS DAY OUT 1 MARCH BENCHMARK 90 Handicap - 2200m
22 February 2025 - 12:47
Track Rating: Good 4, Weather: Fine, Rail Position: +4m Entire



BRISBANE
RACING CLUB

Section	Overall	2000m	1800m	1600m	1400m	1200m	1000m	800m	600m	400m	200m		
Section Times	2:16.66 [3] (0:14.37)	2:02.29 [3] (0:11.80)	1:50.49 [3] (0:12.67)	1:37.82 [3] (0:12.56)	1:25.26 [3] (0:13.09)	1:12.17 [3] (0:13.03)	0:59.14 [4] (0:12.41)	0:46.73 [2] (0:12.09)	0:34.64 [2] (0:11.57)	0:23.07 [3] (0:11.46)	0:11.61 [4] (0:11.61)		
Average Speed [km/h]	50.0	61.2	55.3	56.7	55.0	55.3	57.7	59.1	62.1	62.9	61.8		
Top Speed [km/h]	66.2	64.6	60.5	58.4	56.3	57.7	60.0	61.5	62.9	64.0	64.3		
Avg. Dist. to Rail [m]	2.4	4.0	4.7	2.7	0.5	0.8	2.4	0.9	0.5	1.0	2.4		
Avg. Stride Freq. [Hz]	2.3	2.3	2.2	2.2	2.2	2.1	2.2	2.2	2.3	2.3	2.3		
Avg. Stride Length [m]	6.1	7.3	7.0	7.2	7.1	7.1	7.3	7.4	7.5	7.5	7.5		



[] Ranking at each section and finish
-.-.- No data available at this section
NA No data available



Horse/Jockey Name	Linthorpe Lad
Final Rank	4
Fastest Section Time (Section)	0:11.18 (400m)
Top Speed [km/h] (Section)	65.0 (400m)
Race State	Finished

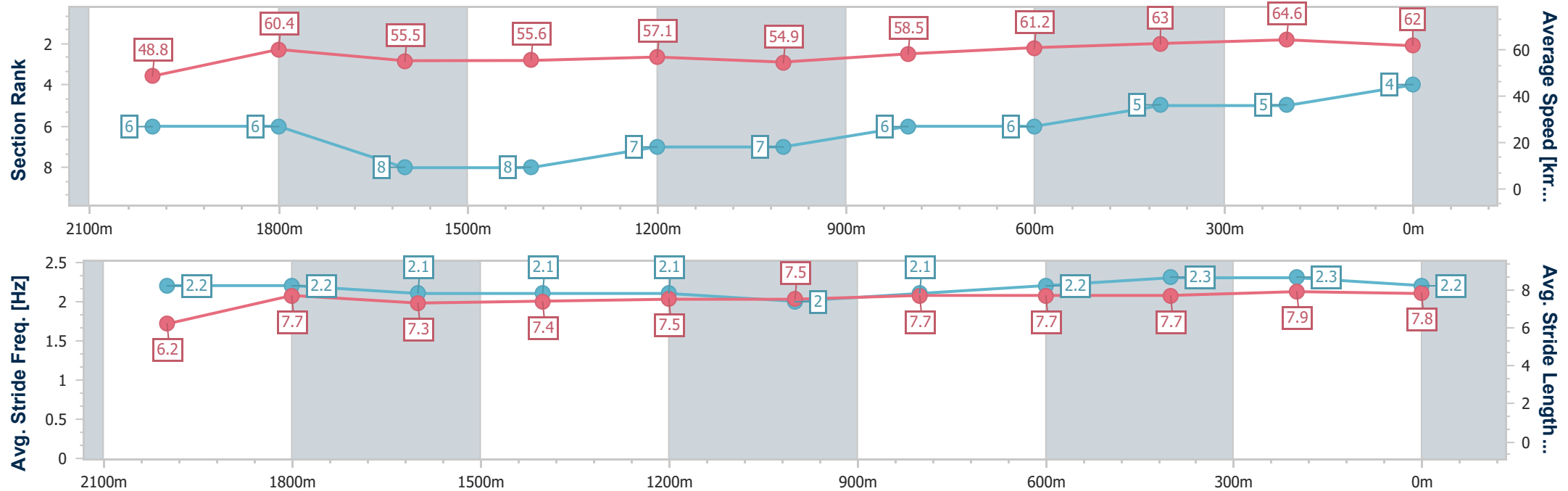


Doomben QLD Professional
Race 2: GIRLS DAY OUT 1 MARCH BENCHMARK 90 Handicap - 2200m
22 February 2025 - 12:47
Track Rating: Good 4, Weather: Fine, Rail Position: +4m Entire



BRISBANE
RACING CLUB

Section	Overall	2000m	1800m	1600m	1400m	1200m	1000m	800m	600m	400m	200m		
Section Times	2:16.72 [4] (0:14.82)	2:01.90 [6] (0:11.92)	1:49.98 [6] (0:12.78)	1:37.20 [8] (0:12.89)	1:24.31 [8] (0:12.64)	1:11.67 [7] (0:13.12)	0:58.55 [7] (0:12.38)	0:46.17 [6] (0:11.89)	0:34.28 [6] (0:11.48)	0:22.80 [5] (0:11.18)	0:11.62 [5] (0:11.62)		
Average Speed [km/h]	48.8	60.4	55.5	55.6	57.1	54.9	58.5	61.2	63.0	64.6	62.0		
Top Speed [km/h]	63.9	62.4	60.0	58.1	58.3	57.3	60.0	62.6	64.5	65.0	63.9		
Avg. Dist. to Rail [m]	3.9	1.4	2.0	1.2	0.6	1.3	1.5	2.0	1.4	1.5	3.1		
Avg. Stride Freq. [Hz]	2.2	2.2	2.1	2.1	2.1	2.0	2.1	2.2	2.3	2.3	2.2		
Avg. Stride Length [m]	6.2	7.7	7.3	7.4	7.5	7.5	7.7	7.7	7.7	7.9	7.8		



[] Ranking at each section and finish
-.-.- No data available at this section
NA No data available



Horse/Jockey Name	Bedford Square
Final Rank	5
Fastest Section Time (Section)	0:11.16 (400m)
Top Speed [km/h] (Section)	65.5 (400m)
Race State	Finished

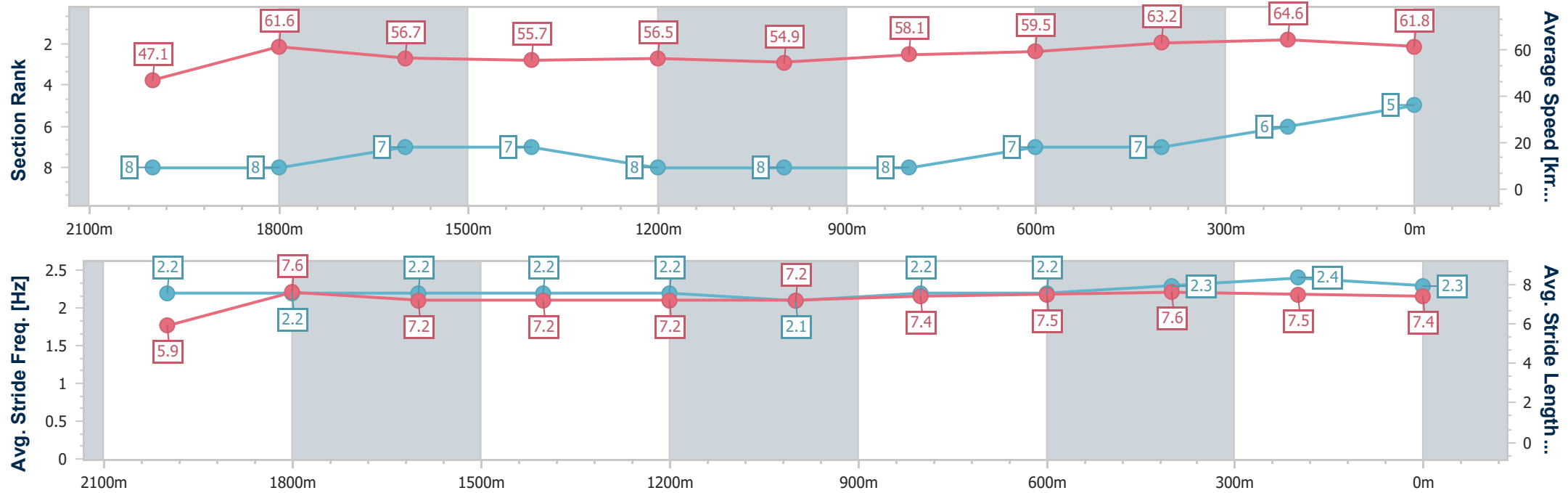


Doomben QLD Professional
Race 2: GIRLS DAY OUT 1 MARCH BENCHMARK 90 Handicap - 2200m
22 February 2025 - 12:47
Track Rating: Good 4, Weather: Fine, Rail Position: +4m Entire



BRISBANE
RACING CLUB

Section	Overall	2000m	1800m	1600m	1400m	1200m	1000m	800m	600m	400m	200m		
Section Times	2:17.04 [5] (0:15.27)	2:01.77 [8] (0:11.70)	1:50.07 [8] (0:12.51)	1:37.56 [7] (0:12.87)	1:24.69 [7] (0:12.78)	1:11.91 [8] (0:13.14)	0:58.77 [8] (0:12.39)	0:46.38 [8] (0:12.12)	0:34.26 [7] (0:11.44)	0:22.82 [7] (0:11.16)	0:11.66 [6] (0:11.66)		
Average Speed [km/h]	47.1	61.6	56.7	55.7	56.5	54.9	58.1	59.5	63.2	64.6	61.8		
Top Speed [km/h]	64.3	63.9	59.6	58.0	57.8	56.6	59.1	62.3	65.2	65.5	63.9		
Avg. Dist. to Rail [m]	3.0	3.7	3.4	0.8	0.7	0.3	0.4	0.7	0.7	2.3	4.2		
Avg. Stride Freq. [Hz]	2.2	2.2	2.2	2.2	2.2	2.1	2.2	2.2	2.3	2.4	2.3		
Avg. Stride Length [m]	5.9	7.6	7.2	7.2	7.2	7.2	7.4	7.5	7.6	7.5	7.4		



[] Ranking at each section and finish
- - - - - No data available at this section
NA No data available



Horse/Jockey Name	Hadouken
Final Rank	6
Fastest Section Time (Section)	0:11.48 (400m)
Top Speed [km/h] (Section)	65.5 (Overall)
Race State	Finished

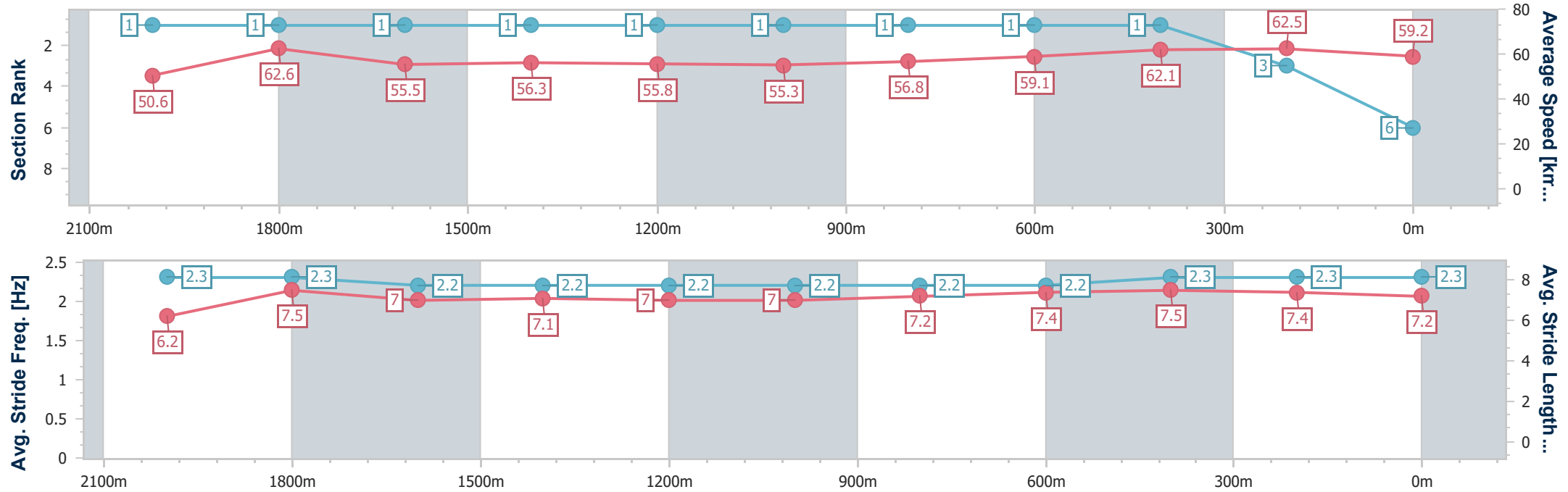


Doomben QLD Professional
Race 2: GIRLS DAY OUT 1 MARCH BENCHMARK 90 Handicap - 2200m
22 February 2025 - 12:47
Track Rating: Good 4, Weather: Fine, Rail Position: +4m Entire



BRISBANE
RACING CLUB

Section	Overall	2000m	1800m	1600m	1400m	1200m	1000m	800m	600m	400m	200m		
Section Times	2:17.11 [6] (0:14.26)	2:02.85 [1] (0:11.49)	1:51.36 [1] (0:12.77)	1:38.59 [1] (0:12.70)	1:25.89 [1] (0:12.89)	1:13.00 [1] (0:13.01)	0:59.99 [1] (0:12.69)	0:47.30 [1] (0:12.13)	0:35.17 [1] (0:11.52)	0:23.65 [1] (0:11.48)	0:12.17 [3] (0:12.17)		
Average Speed [km/h]	50.6	62.6	55.5	56.3	55.8	55.3	56.8	59.1	62.1	62.5	59.2		
Top Speed [km/h]	65.5	65.5	60.2	57.3	57.7	57.4	57.9	60.8	62.9	63.7	61.7		
Avg. Dist. to Rail [m]	3.5	0.5	2.4	1.4	0.3	0.7	0.5	0.9	1.2	0.7	0.7		
Avg. Stride Freq. [Hz]	2.3	2.3	2.2	2.2	2.2	2.2	2.2	2.2	2.3	2.3	2.3		
Avg. Stride Length [m]	6.2	7.5	7.0	7.1	7.0	7.0	7.2	7.4	7.5	7.4	7.2		





Horse/Jockey Name	Youth Spirit
Final Rank	7
Fastest Section Time (Section)	0:11.09 (400m)
Top Speed [km/h] (Section)	66.5 (400m)
Race State	Finished

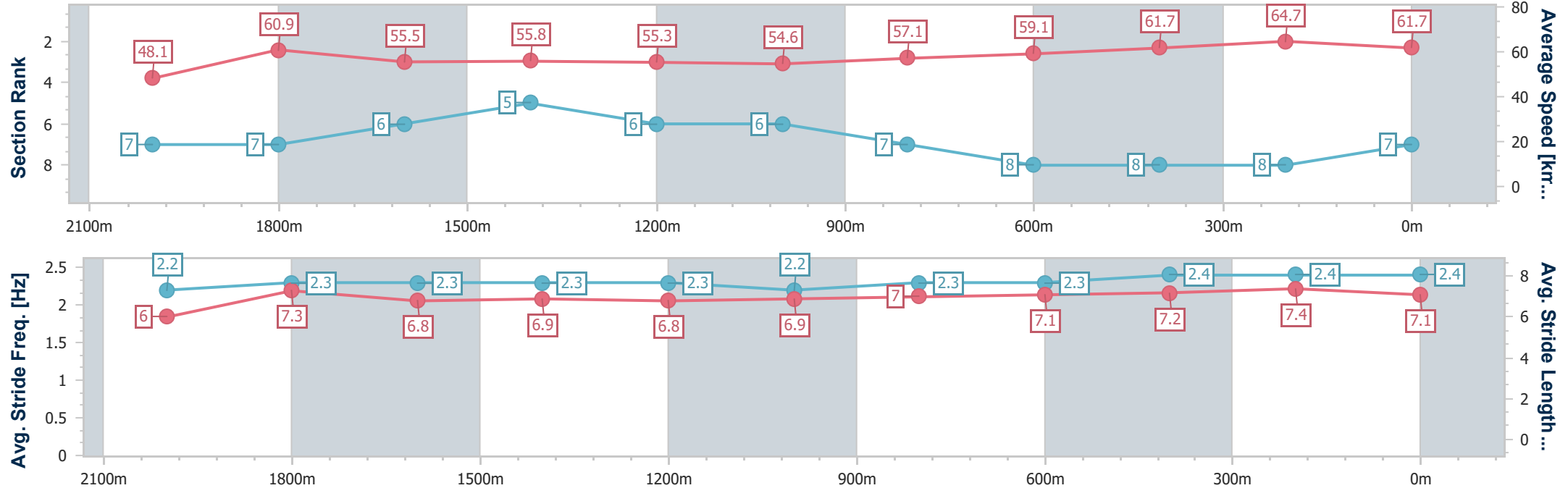


Doomben QLD Professional
Race 2: GIRLS DAY OUT 1 MARCH BENCHMARK 90 Handicap - 2200m
22 February 2025 - 12:47
Track Rating: Good 4, Weather: Fine, Rail Position: +4m Entire



BRISBANE
RACING CLUB

Section	Overall	2000m	1800m	1600m	1400m	1200m	1000m	800m	600m	400m	200m		
Section Times	2:17.15 [7] (0:14.95)	2:02.20 [7] (0:11.85)	1:50.35 [7] (0:12.58)	1:37.77 [6] (0:12.66)	1:25.11 [5] (0:12.81)	1:12.30 [6] (0:13.21)	0:59.09 [6] (0:12.59)	0:46.50 [7] (0:12.16)	0:34.34 [8] (0:11.63)	0:22.71 [8] (0:11.09)	0:11.62 [8] (0:11.62)		
Average Speed [km/h]	48.1	60.9	55.5	55.8	55.3	54.6	57.1	59.1	61.7	64.7	61.7		
Top Speed [km/h]	64.6	63.7	59.5	57.6	57.2	55.9	58.4	61.9	63.7	66.5	65.3		
Avg. Dist. to Rail [m]	2.2	3.3	5.0	5.4	2.0	0.4	0.5	0.7	0.6	1.5	2.3		
Avg. Stride Freq. [Hz]	2.2	2.3	2.3	2.3	2.3	2.2	2.3	2.3	2.4	2.4	2.4		
Avg. Stride Length [m]	6.0	7.3	6.8	6.9	6.8	6.9	7.0	7.1	7.2	7.4	7.1		





Horse/Jockey Name	True Marvel
Final Rank	8
Fastest Section Time (Section)	0:11.37 (400m)
Top Speed [km/h] (Section)	64.1 (400m)
Race State	Finished

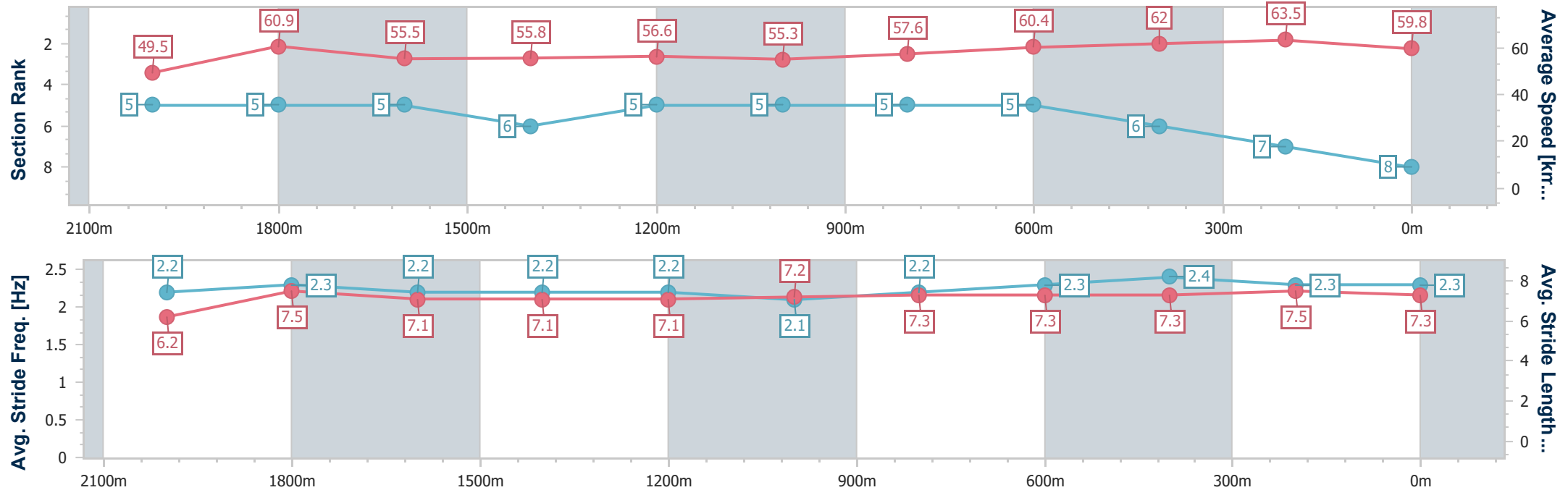


Doomben QLD Professional
Race 2: GIRLS DAY OUT 1 MARCH BENCHMARK 90 Handicap - 2200m
22 February 2025 - 12:47
Track Rating: Good 4, Weather: Fine, Rail Position: +4m Entire



BRISBANE
RACING CLUB

Section	Overall	2000m	1800m	1600m	1400m	1200m	1000m	800m	600m	400m	200m		
Section Times	2:17.44 [8] (0:14.55)	2:02.89 [5] (0:11.81)	1:51.08 [5] (0:12.88)	1:38.20 [5] (0:12.86)	1:25.34 [6] (0:12.72)	1:12.62 [5] (0:13.04)	0:59.58 [5] (0:12.52)	0:47.06 [5] (0:12.03)	0:35.03 [5] (0:11.63)	0:23.40 [6] (0:11.37)	0:12.03 [7] (0:12.03)		
Average Speed [km/h]	49.5	60.9	55.5	55.8	56.6	55.3	57.6	60.4	62.0	63.5	59.8		
Top Speed [km/h]	62.9	62.4	59.5	57.8	57.8	56.9	58.5	61.8	63.0	64.1	63.1		
Avg. Dist. to Rail [m]	0.9	0.7	1.3	0.6	0.4	1.4	1.5	1.5	0.7	1.0	2.7		
Avg. Stride Freq. [Hz]	2.2	2.3	2.2	2.2	2.2	2.1	2.2	2.3	2.4	2.3	2.3		
Avg. Stride Length [m]	6.2	7.5	7.1	7.1	7.1	7.2	7.3	7.3	7.3	7.5	7.3		





Doomben QLD Professional
Race 3: SKY RACING QTIS JEWEL PRELUDE 2YO Colts & Geldings
Handicap - 1110m
22 February 2025 - 13:22



Track Rating: Good 4, Weather: Fine, Rail Position: +4m Entire

Section		Overall				1000m	800m	600m	400m	200m	Last 600m		
Field Times		1:04.91				0:56.70	0:45.69	0:34.38	0:23.18	0:12.06	0:34.38		
		(0:08.21)				(0:11.01)	(0:11.31)	(0:11.20)	(0:11.12)	(0:12.06)			
Rank	TAB	Horse/Jockey	Barrier	Top Speed [km/h]	Fastest Section							Margin	Distance Travelled [m]
1	2	PRETTY DUBIOUS	6	68.6	0:08.21	1:04.91 [1]	0:56.70 [1]	0:45.69 [1]	0:34.23 [4]	0:23.18 [1]	0:12.06 [1]	1:04.91	0:34.23
		Vlad Duric		1000m	Overall	(0:08.21)	(0:11.01)	(0:11.46)	(0:11.05)	(0:11.12)	(0:12.06)		
2	7	THEE CREEK	5	67.1	0:08.28	1:05.24 [2]	0:56.96 [2]	0:45.88 [3]	0:34.58 [3]	0:23.15 [3]	0:12.03 [2]	1.94L	0:34.58 +6
		Mark Du Plessis		Overall	Overall	(0:08.28)	(0:11.08)	(0:11.30)	(0:11.43)	(0:11.12)	(0:12.03)		
3	8	TORO CHASE	8	69.2	0:08.42	1:05.37 [3]	0:56.95 [3]	0:46.15 [2]	0:34.84 [1]	0:23.40 [2]	0:12.13 [3]	2.69L	0:34.84 +5
		Nikita Beriman		1000m	Overall	(0:08.42)	(0:10.80)	(0:11.31)	(0:11.44)	(0:11.27)	(0:12.13)		
4	1	BETTERLUCKNEXTTIME	4	69.4	0:08.63	1:05.38 [4]	0:56.75 [7]	0:45.88 [5]	0:34.47 [5]	0:23.18 [5]	0:11.86 [4]	2.72L	0:34.47 +6
		Ryan Wiggins		1000m	Overall	(0:08.63)	(0:10.87)	(0:11.41)	(0:11.29)	(0:11.32)	(0:11.86)		
5	9	ARGENTUM ROCK	3	66.8	0:08.55	1:05.65 [5]	0:57.10 [4]	0:45.98 [6]	0:34.58 [7]	0:23.20 [8]	0:11.97 [5]	4.31L	0:34.58 +9
		Robbie Dolan		1000m	Overall	(0:08.55)	(0:11.12)	(0:11.40)	(0:11.38)	(0:11.23)	(0:11.97)		
6	4	MISHANI PRINCE	1	68.0	0:08.65	1:05.68 [6]	0:57.03 [8]	0:45.97 [7]	0:34.60 [8]	0:23.24 [6]	0:11.93 [6]	4.49L	0:34.60 -1
		Cejay Graham		1000m	Overall	(0:08.65)	(0:11.06)	(0:11.37)	(0:11.36)	(0:11.31)	(0:11.93)		
7	6	PENROD	7	67.1	0:08.58	1:05.81 [7]	0:57.23 [5]	0:46.10 [7]	0:34.76 [6]	0:23.37 [7]	0:11.98 [7]	5.27L	0:34.76 +13
		Angela Jones		1000m	Overall	(0:08.58)	(0:11.13)	(0:11.34)	(0:11.39)	(0:11.39)	(0:11.98)		
8	10	SON OF A LIE	2	67.8	0:08.69	1:05.93 [8]	0:57.24 [9]	0:46.14 [9]	0:34.67 [9]	0:23.23 [9]	0:11.98 [8]	6L	0:34.67 +5
		Bailey Wheeler		1000m	Overall	(0:08.69)	(0:11.10)	(0:11.47)	(0:11.44)	(0:11.25)	(0:11.98)		
9	5	MISHANI WITNESS	9	68.2	0:08.59	1:07.42 [9]	0:58.83 [6]	0:47.99 [4]	0:36.79 [2]	0:25.23 [4]	0:13.34 [9]	14.76L	0:36.79 +13
		Luke Dempsey		1000m	Overall	(0:08.59)	(0:10.84)	(0:11.20)	(0:11.56)	(0:11.89)	(0:13.34)		

Scratched: Jaggery (#3)



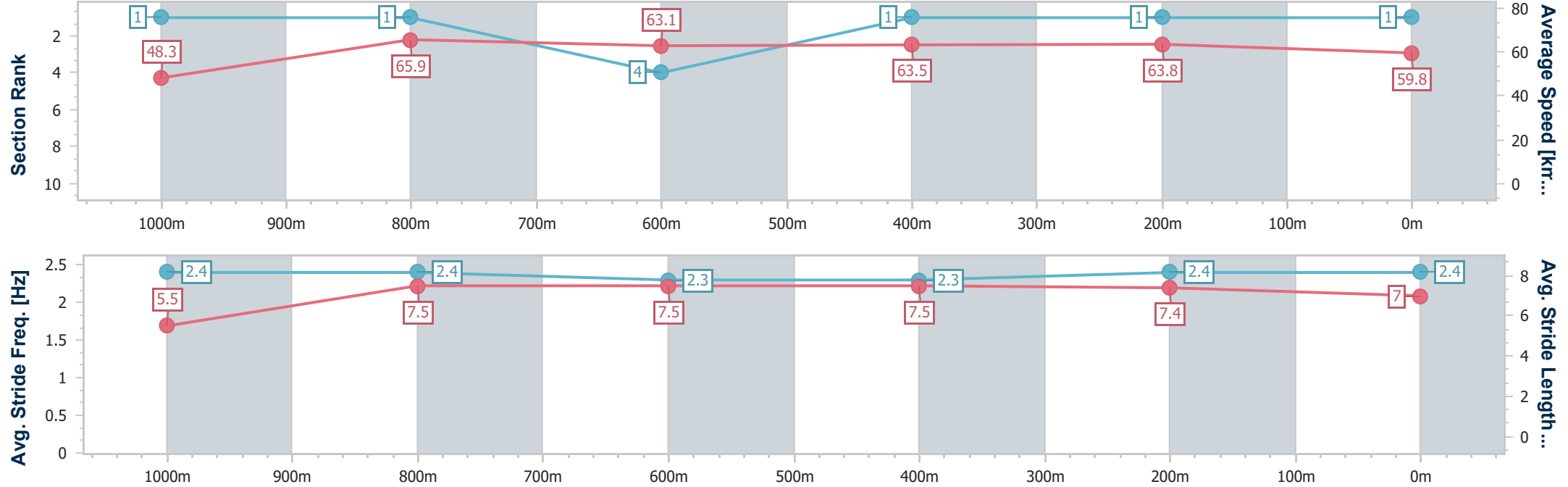
Horse/Jockey Name	Pretty Dubious
Final Rank	1
Fastest Section Time (Section)	0:08.21 (Overall)
Top Speed [km/h] (Section)	68.6 (1000m)
Race State	Finished



Doomben QLD Professional
Race 3: SKY RACING QTIS JEWEL PRELUDE 2YO Colts & Geldings Handicap - 1110m
22 February 2025 - 13:22
Track Rating: Good 4, Weather: Fine, Rail Position: +4m Entire



Section	Overall	1000m	800m	600m	400m	200m								
Section Times	1:04.91 [1] (0:08.21)	0:56.70 [1] (0:11.01)	0:45.69 [1] (0:11.46)	0:34.23 [4] (0:11.05)	0:23.18 [1] (0:11.12)	0:12.06 [1] (0:12.06)								
Average Speed [km/h]	48.3	65.9	63.1	63.5	63.8	59.8								
Top Speed [km/h]	68.0	68.6	64.3	64.4	64.4	63.2								
Avg. Dist. to Rail [m]	5.7	3.2	1.5	4.4	5.3	2.0								
Avg. Stride Freq. [Hz]	2.4	2.4	2.3	2.3	2.4	2.4								
Avg. Stride Length [m]	5.5	7.5	7.5	7.5	7.4	7.0								



[] Ranking at each section and finish
- - - - No data available at this section
NA No data available



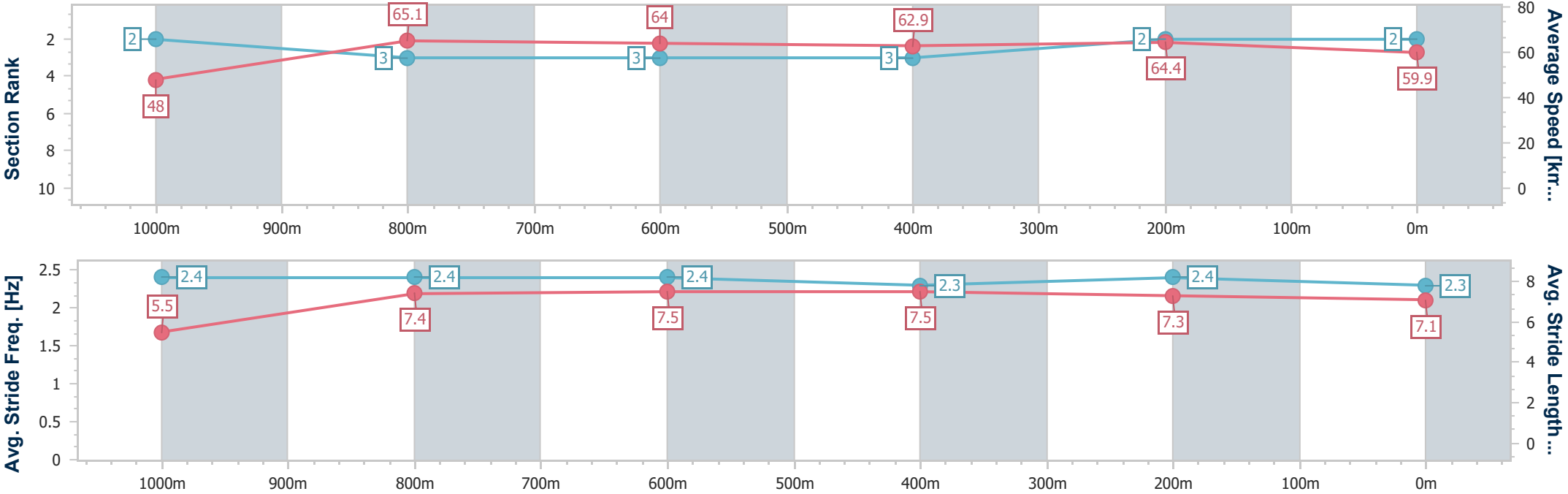
Horse/Jockey Name	Thee Creek
Final Rank	2
Fastest Section Time (Section)	0:08.28 (Overall)
Top Speed [km/h] (Section)	67.1 (Overall)
Race State	Finished



Doomben QLD Professional
Race 3: SKY RACING QTIS JEWEL PRELUDE 2YO Colts & Geldings Handicap - 1110m
22 February 2025 - 13:22
Track Rating: Good 4, Weather: Fine, Rail Position: +4m Entire



Section	Overall	1000m	800m	600m	400m	200m								
Section Times	1:05.24 [2] (0:08.28)	0:56.96 [2] (0:11.08)	0:45.88 [3] (0:11.30)	0:34.58 [3] (0:11.43)	0:23.15 [3] (0:11.12)	0:12.03 [2] (0:12.03)								
Average Speed [km/h]	48.0	65.1	64.0	62.9	64.4	59.9								
Top Speed [km/h]	67.1	66.6	65.1	64.7	67.0	63.4								
Avg. Dist. to Rail [m]	4.8	1.0	0.6	0.3	0.9	1.3								
Avg. Stride Freq. [Hz]	2.4	2.4	2.4	2.3	2.4	2.3								
Avg. Stride Length [m]	5.5	7.4	7.5	7.5	7.3	7.1								





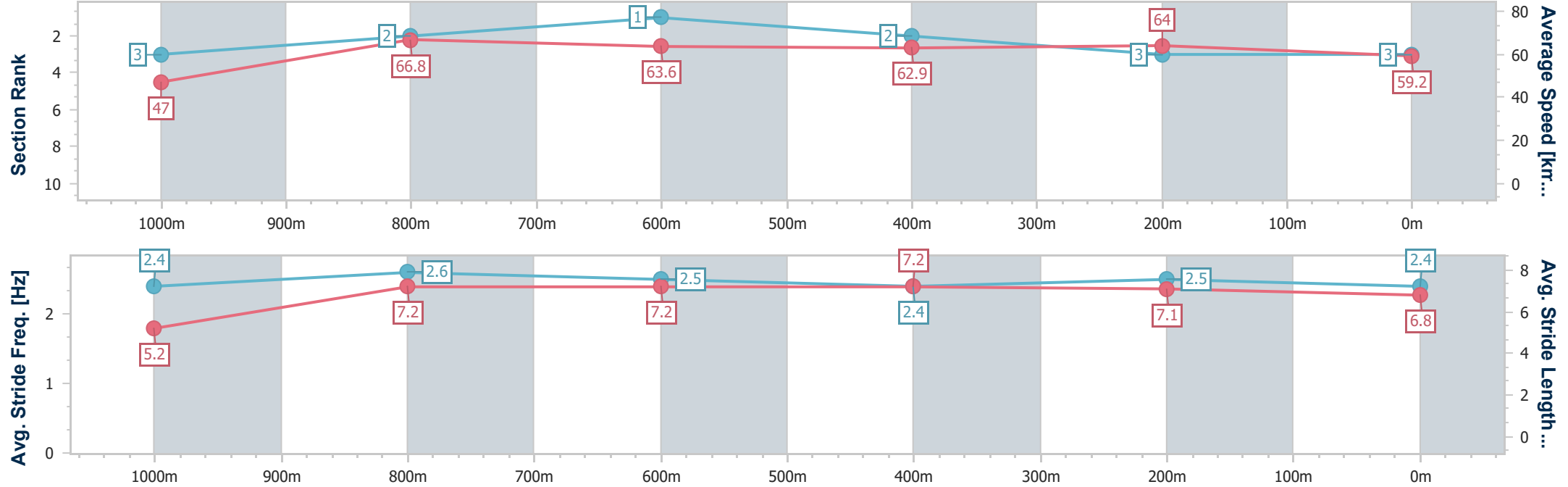
Horse/Jockey Name	Toro Chase
Final Rank	3
Fastest Section Time (Section)	0:08.42 (Overall)
Top Speed [km/h] (Section)	69.2 (1000m)
Race State	Finished



Doomben QLD Professional
Race 3: SKY RACING QTIS JEWEL PRELUDE 2YO Colts & Geldings Handicap - 1110m
22 February 2025 - 13:22
Track Rating: Good 4, Weather: Fine, Rail Position: +4m Entire



Section	Overall	1000m	800m	600m	400m	200m								
Section Times	1:05.37 [3] (0:08.42)	0:56.95 [3] (0:10.80)	0:46.15 [2] (0:11.31)	0:34.84 [1] (0:11.44)	0:23.40 [2] (0:11.27)	0:12.13 [3] (0:12.13)								
Average Speed [km/h]	47.0	66.8	63.6	62.9	64.0	59.2								
Top Speed [km/h]	67.2	69.2	64.8	64.6	65.5	62.4								
Avg. Dist. to Rail [m]	6.2	0.9	0.6	0.4	0.2	2.3								
Avg. Stride Freq. [Hz]	2.4	2.6	2.5	2.4	2.5	2.4								
Avg. Stride Length [m]	5.2	7.2	7.2	7.2	7.1	6.8								





Horse/Jockey Name	Betterlucknexttime
Final Rank	4
Fastest Section Time (Section)	0:08.63 (Overall)
Top Speed [km/h] (Section)	69.4 (1000m)
Race State	Finished

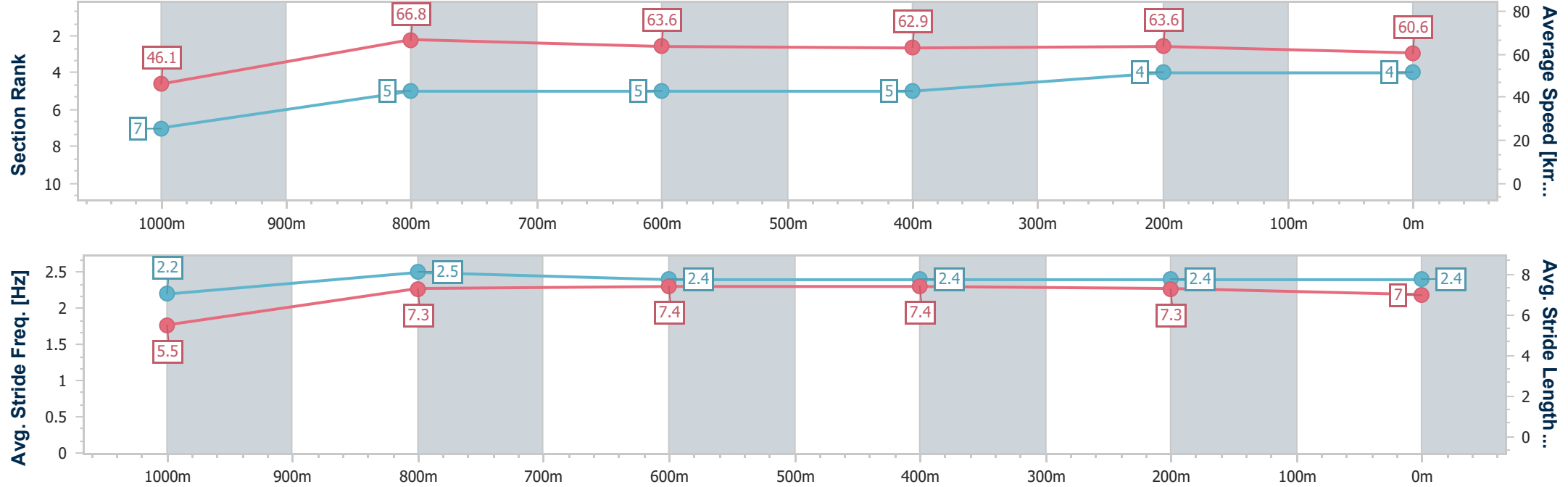


Doomben QLD Professional
Race 3: SKY RACING QTIS JEWEL PRELUDE 2YO Colts & Geldings Handicap - 1110m
22 February 2025 - 13:22
Track Rating: Good 4, Weather: Fine, Rail Position: +4m Entire



BRISBANE
RACING CLUB

Section	Overall	1000m	800m	600m	400m	200m								
Section Times	1:05.38 [4] (0:08.63)	0:56.75 [7] (0:10.87)	0:45.88 [5] (0:11.41)	0:34.47 [5] (0:11.29)	0:23.18 [5] (0:11.32)	0:11.86 [4] (0:11.86)								
Average Speed [km/h]	46.1	66.8	63.6	62.9	63.6	60.6								
Top Speed [km/h]	66.9	69.4	64.3	64.3	64.5	63.1								
Avg. Dist. to Rail [m]	2.6	2.6	1.3	1.6	0.9	2.7								
Avg. Stride Freq. [Hz]	2.2	2.5	2.4	2.4	2.4	2.4								
Avg. Stride Length [m]	5.5	7.3	7.4	7.4	7.3	7.0								



- [] Ranking at each section and finish
- .-.- No data available at this section
- NA No data available



Horse/Jockey Name	Argentum Rock
Final Rank	5
Fastest Section Time (Section)	0:08.55 (Overall)
Top Speed [km/h] (Section)	66.8 (1000m)
Race State	Finished

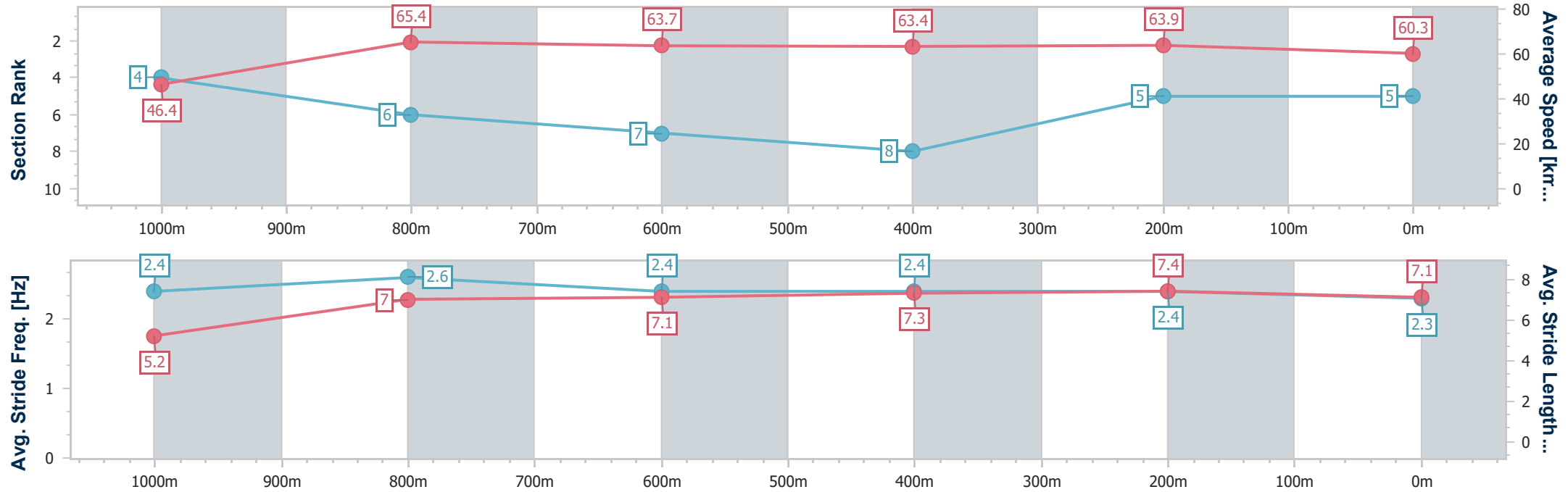


Doomben QLD Professional
Race 3: SKY RACING QTIS JEWEL PRELUDE 2YO Colts & Geldings Handicap - 1110m
22 February 2025 - 13:22
Track Rating: Good 4, Weather: Fine, Rail Position: +4m Entire



BRISBANE
RACING CLUB

Section	Overall	1000m	800m	600m	400m	200m								
Section Times	1:05.65 [5] (0:08.55)	0:57.10 [4] (0:11.12)	0:45.98 [6] (0:11.40)	0:34.58 [7] (0:11.38)	0:23.20 [8] (0:11.23)	0:11.97 [5] (0:11.97)								
Average Speed [km/h]	46.4	65.4	63.7	63.4	63.9	60.3								
Top Speed [km/h]	64.8	66.8	66.4	64.8	64.9	62.7								
Avg. Dist. to Rail [m]	3.2	3.3	1.7	0.9	1.5	3.5								
Avg. Stride Freq. [Hz]	2.4	2.6	2.4	2.4	2.4	2.3								
Avg. Stride Length [m]	5.2	7.0	7.1	7.3	7.4	7.1								





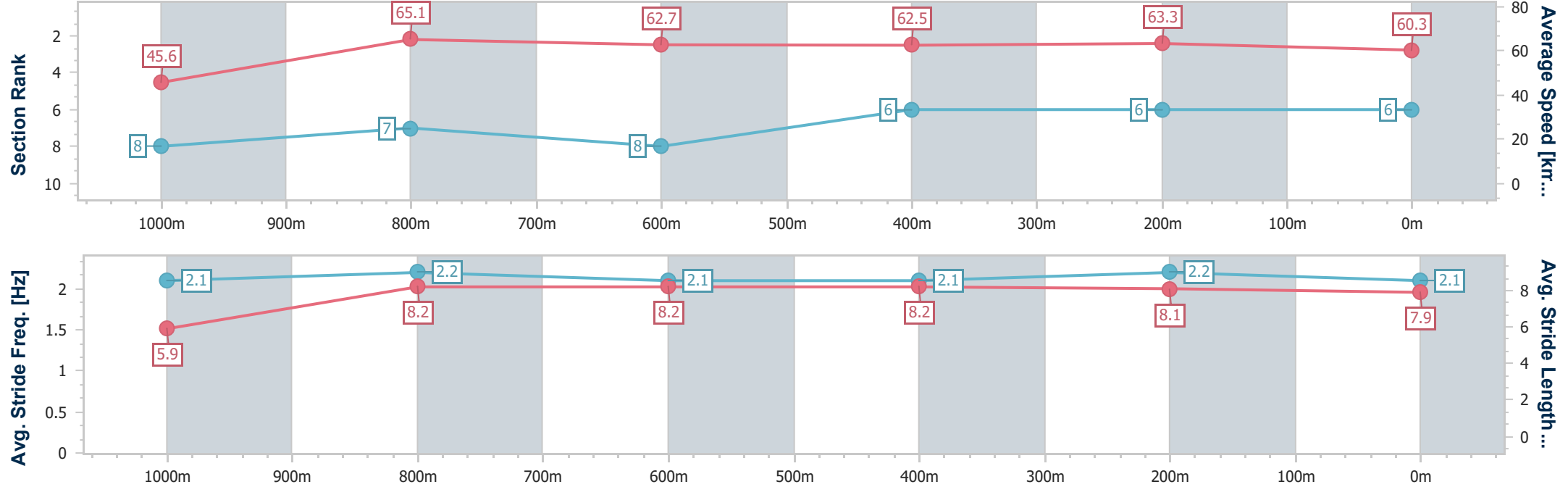
Horse/Jockey Name	Mishani Prince
Final Rank	6
Fastest Section Time (Section)	0:08.65 (Overall)
Top Speed [km/h] (Section)	68.0 (1000m)
Race State	Finished



Doomben QLD Professional
Race 3: SKY RACING QTIS JEWEL PRELUDE 2YO Colts & Geldings Handicap - 1110m
22 February 2025 - 13:22
Track Rating: Good 4, Weather: Fine, Rail Position: +4m Entire



Section	Overall	1000m	800m	600m	400m	200m								
Section Times	1:05.68 [6] (0:08.65)	0:57.03 [8] (0:11.06)	0:45.97 [7] (0:11.37)	0:34.60 [8] (0:11.36)	0:23.24 [6] (0:11.31)	0:11.93 [6] (0:11.93)								
Average Speed [km/h]	45.6	65.1	62.7	62.5	63.3	60.3								
Top Speed [km/h]	64.4	68.0	64.2	64.2	64.3	62.9								
Avg. Dist. to Rail [m]	0.7	0.3	2.1	2.8	2.5	1.3								
Avg. Stride Freq. [Hz]	2.1	2.2	2.1	2.1	2.2	2.1								
Avg. Stride Length [m]	5.9	8.2	8.2	8.2	8.1	7.9								



[] Ranking at each section and finish
-.-.- No data available at this section
NA No data available



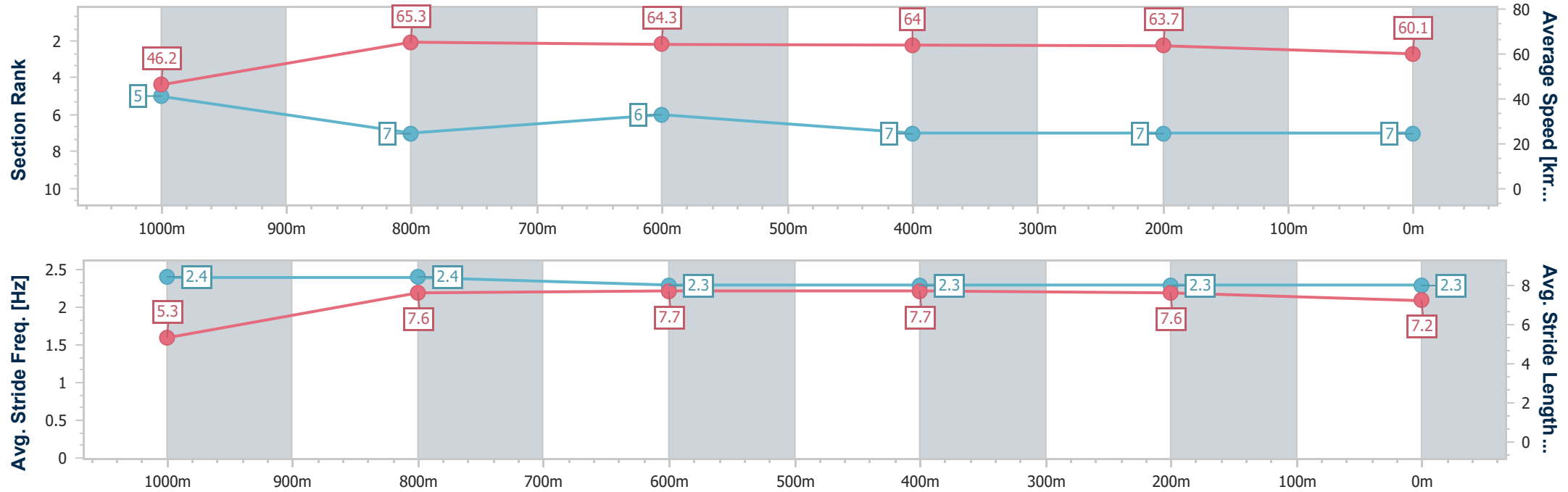
Horse/Jockey Name	Penrod
Final Rank	7
Fastest Section Time (Section)	0:08.58 (Overall)
Top Speed [km/h] (Section)	67.1 (1000m)
Race State	Finished



Doomben QLD Professional
Race 3: SKY RACING QTIS JEWEL PRELUDE 2YO Colts & Geldings Handicap - 1110m
22 February 2025 - 13:22
Track Rating: Good 4, Weather: Fine, Rail Position: +4m Entire



Section	Overall	1000m	800m	600m	400m	200m								
Section Times	1:05.81 [7] (0:08.58)	0:57.23 [5] (0:11.13)	0:46.10 [7] (0:11.34)	0:34.76 [6] (0:11.39)	0:23.37 [7] (0:11.39)	0:11.98 [7] (0:11.98)								
Average Speed [km/h]	46.2	65.3	64.3	64.0	63.7	60.1								
Top Speed [km/h]	65.2	67.1	66.2	66.2	64.3	63.0								
Avg. Dist. to Rail [m]	6.4	3.3	2.4	2.0	4.4	6.3								
Avg. Stride Freq. [Hz]	2.4	2.4	2.3	2.3	2.3	2.3								
Avg. Stride Length [m]	5.3	7.6	7.7	7.7	7.6	7.2								



[] Ranking at each section and finish
-.-.- No data available at this section
NA No data available



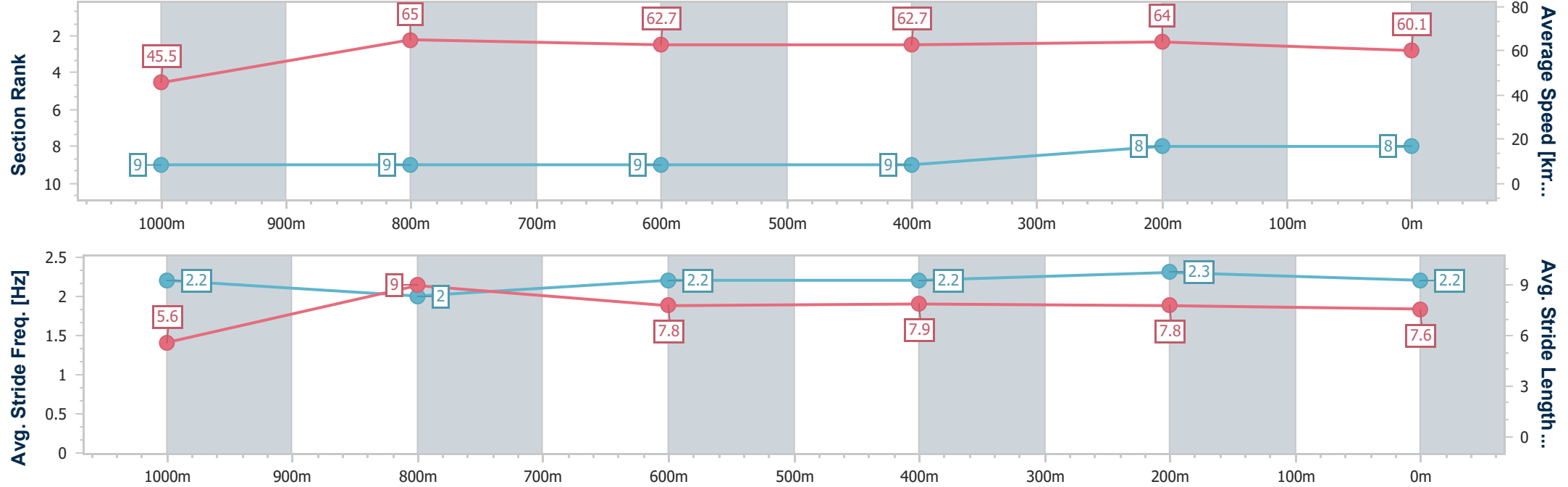
Horse/Jockey Name	Son Of A Lie
Final Rank	8
Fastest Section Time (Section)	0:08.69 (Overall)
Top Speed [km/h] (Section)	67.8 (1000m)
Race State	Finished



Doomben QLD Professional
Race 3: SKY RACING QTIS JEWEL PRELUDE 2YO Colts & Geldings Handicap - 1110m
22 February 2025 - 13:22
Track Rating: Good 4, Weather: Fine, Rail Position: +4m Entire



Section	Overall	1000m	800m	600m	400m	200m								
Section Times	1:05.93 [8] (0:08.69)	0:57.24 [9] (0:11.10)	0:46.14 [9] (0:11.47)	0:34.67 [9] (0:11.44)	0:23.23 [9] (0:11.25)	0:11.98 [8] (0:11.98)								
Average Speed [km/h]	45.5	65.0	62.7	62.7	64.0	60.1								
Top Speed [km/h]	64.0	67.8	64.8	64.8	64.9	63.0								
Avg. Dist. to Rail [m]	1.5	1.1	0.9	0.7	2.9	5.7								
Avg. Stride Freq. [Hz]	2.2	2.0	2.2	2.2	2.3	2.2								
Avg. Stride Length [m]	5.6	9.0	7.8	7.9	7.8	7.6								



[] Ranking at each section and finish
- - - - No data available at this section
NA No data available



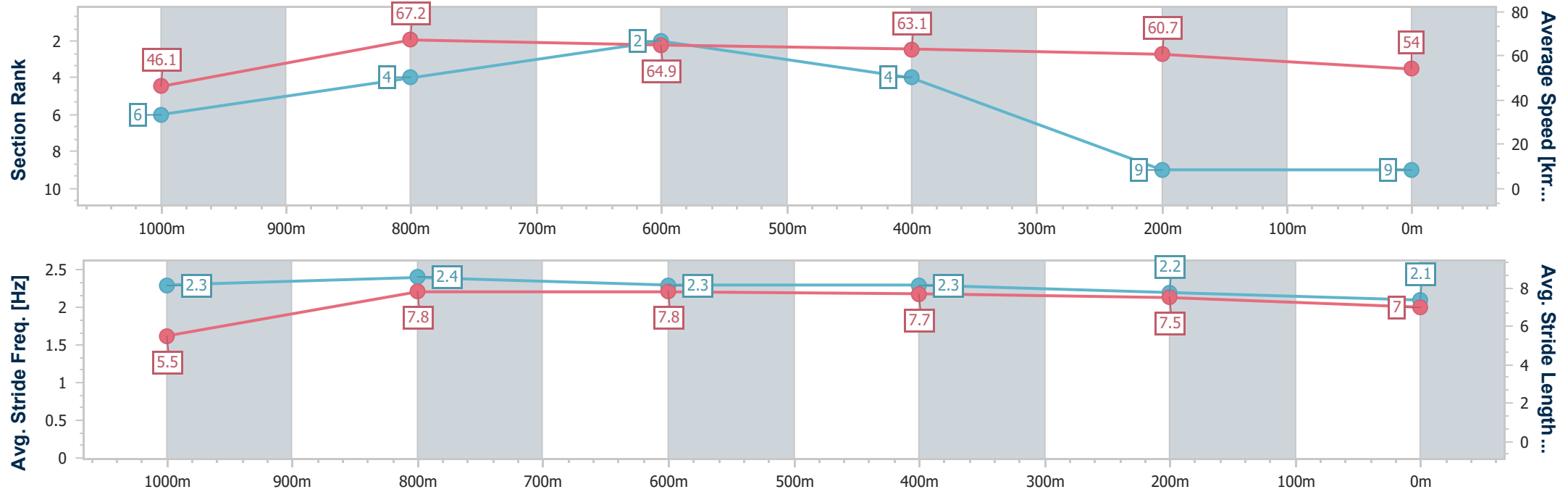
Horse/Jockey Name	Mishani Witness
Final Rank	9
Fastest Section Time (Section)	0:08.59 (Overall)
Top Speed [km/h] (Section)	68.2 (1000m)
Race State	Finished



Doomben QLD Professional
Race 3: SKY RACING QTIS JEWEL PRELUDE 2YO Colts & Geldings Handicap - 1110m
22 February 2025 - 13:22
Track Rating: Good 4, Weather: Fine, Rail Position: +4m Entire



Section	Overall	1000m	800m	600m	400m	200m								
Section Times	1:07.42 [9] (0:08.59)	0:58.83 [6] (0:10.84)	0:47.99 [4] (0:11.20)	0:36.79 [2] (0:11.56)	0:25.23 [4] (0:11.89)	0:13.34 [9] (0:13.34)								
Average Speed [km/h]	46.1	67.2	64.9	63.1	60.7	54.0								
Top Speed [km/h]	65.7	68.2	66.8	64.4	62.3	57.9								
Avg. Dist. to Rail [m]	8.4	4.1	2.7	1.9	1.8	2.6								
Avg. Stride Freq. [Hz]	2.3	2.4	2.3	2.3	2.2	2.1								
Avg. Stride Length [m]	5.5	7.8	7.8	7.7	7.5	7.0								





Doomben QLD Professional
Race 4: GALLOPERS SPORTS CLUB QTIS JEWEL PRELUDE 2YO Fillies
Handicap - 1110m
22 February 2025 - 13:57



Track Rating: Good 4, Weather: Fine, Rail Position: +4m Entire

Section		Overall				1000m	800m	600m	400m	200m	Last 600m		
Field Times		1:05.07				0:56.38	0:45.41	0:34.16	0:22.61	0:11.40	0:34.16		
		(0:08.69)				(0:10.97)	(0:11.25)	(0:11.55)	(0:11.21)	(0:11.40)			
Rank	TAB Horse/Jockey	Barrier	Top Speed [km/h]	Fastest Section							Margin	Distance Travelled [m]	
1	1 SUNRAYS	9	67.9	0:08.90	1:05.07 [1]	0:56.17 [4]	0:45.24 [4]	0:33.99 [4]	0:22.45 [2]	0:11.40 [1]	1:05.07	0:33.99	
	Cejay Graham		1000m	Overall	(0:08.90)	(0:10.93)	(0:11.25)	(0:11.54)	(0:11.05)	(0:11.40)			
2	13 VIVIKA	2	68.2	0:09.13	1:05.11 [2]	0:55.98 [6]	0:45.07 [6]	0:33.74 [6]	0:22.25 [6]	0:11.25 [3]	0.2L	0:33.74	-7
	Damien Thornton		1000m	Overall	(0:09.13)	(0:10.91)	(0:11.33)	(0:11.49)	(0:11.00)	(0:11.25)			
3	3 IMPERVIOUS	6	66.8	0:08.81	1:05.37 [3]	0:56.56 [3]	0:45.61 [2]	0:34.30 [3]	0:22.70 [4]	0:11.40 [5]	1.77L	0:34.30	-9
	Angela Jones		1000m	Overall	(0:08.81)	(0:10.95)	(0:11.31)	(0:11.60)	(0:11.30)	(0:11.40)			
4	6 ALL GLASS	1	66.8	0:09.23	1:05.65 [4]	0:56.42 [8]	0:45.43 [7]	0:34.19 [7]	0:22.65 [7]	0:11.45 [7]	3.41L	0:34.19	-6
	Nikita Beriman		1000m	Overall	(0:09.23)	(0:10.99)	(0:11.24)	(0:11.54)	(0:11.20)	(0:11.45)			
5	5 LONESOME SOUL	5	66.1	0:09.19	1:05.79 [5]	0:56.60 [7]	0:45.53 [8]	0:34.29 [8]	0:22.74 [8]	0:11.49 [8]	4.23L	0:34.29	+1
	Jake Bayliss		1000m	Overall	(0:09.19)	(0:11.07)	(0:11.24)	(0:11.55)	(0:11.25)	(0:11.49)			
6	12 READY FOR ZION	3	68.7	0:09.00	1:05.80 [6]	0:56.80 [5]	0:45.89 [5]	0:34.69 [5]	0:23.06 [5]	0:11.80 [6]	4.27L	0:34.69	+0
	Tahlia Fenlon		1000m	Overall	(0:09.00)	(0:10.91)	(0:11.20)	(0:11.63)	(0:11.26)	(0:11.80)			
7	10 I'M A CONDYGIRL	8	67.4	0:08.73	1:05.80 [7]	0:57.07 [2]	0:46.00 [3]	0:34.82 [2]	0:23.16 [3]	0:11.96 [2]	4.29L	0:34.82	-2
	Justin Stanley		800m	Overall	(0:08.73)	(0:11.07)	(0:11.18)	(0:11.66)	(0:11.20)	(0:11.96)			
8	11 PRONTO PERCY	7	67.4	0:08.69	1:06.44 [8]	0:57.75 [1]	0:46.78 [1]	0:35.53 [1]	0:23.98 [1]	0:12.51 [4]	8.08L	0:35.53	-8
	Samantha Collett		1000m	Overall	(0:08.69)	(0:10.97)	(0:11.25)	(0:11.55)	(0:11.47)	(0:12.51)			
9	7 CARBONARA	4	71.5	0:10.22	1:07.35 [9]	0:56.70 [9]	0:46.48 [9]	0:35.70 [9]	0:24.24 [9]	0:12.95 [9]	13.42L	0:35.70	-8
	Bailey Wheeler		1000m	1000m	(0:10.65)	(0:10.22)	(0:10.78)	(0:11.46)	(0:11.29)	(0:12.95)			

Scratched: Cuddles For Kimmy (#2), Boomshanka (#4), Casino Bay (#8), Court Angel (#9)



Horse/Jockey Name	Sunrays
Final Rank	1
Fastest Section Time (Section)	0:08.90 (Overall)
Top Speed [km/h] (Section)	67.9 (1000m)
Race State	Finished

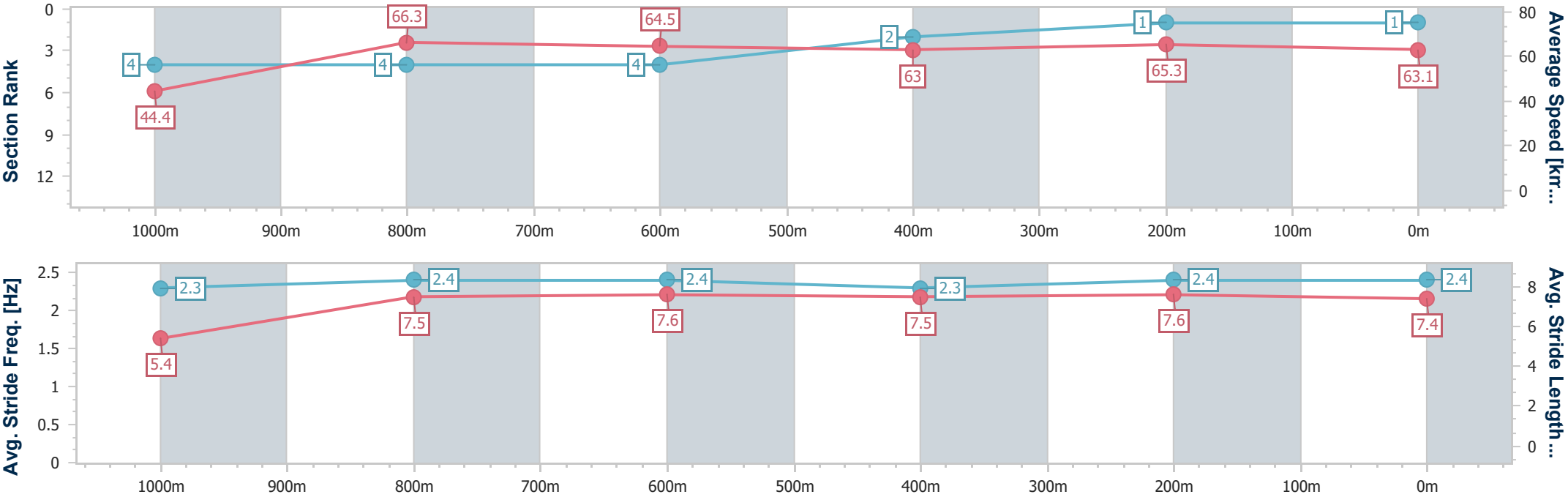


Doomben QLD Professional
Race 4: GALLOPERS SPORTS CLUB QTIS JEWEL PRELUDE
2YO Fillies Handicap - 1110m
22 February 2025 - 13:57
Track Rating: Good 4, Weather: Fine, Rail Position: +4m Entire



BRISBANE
RACING CLUB

Section	Overall	1000m	800m	600m	400m	200m							
Section Times	1:05.07 [1] (0:08.90)	0:56.17 [4] (0:10.93)	0:45.24 [4] (0:11.25)	0:33.99 [4] (0:11.54)	0:22.45 [2] (0:11.05)	0:11.40 [1] (0:11.40)							
Average Speed [km/h]	44.4	66.3	64.5	63.0	65.3	63.1							
Top Speed [km/h]	64.6	67.9	66.3	64.3	67.3	64.9							
Avg. Dist. to Rail [m]	6.6	2.2	1.5	1.7	0.9	0.5							
Avg. Stride Freq. [Hz]	2.3	2.4	2.4	2.3	2.4	2.4							
Avg. Stride Length [m]	5.4	7.5	7.6	7.5	7.6	7.4							



[] Ranking at each section and finish
-.-.- No data available at this section
NA No data available



Horse/Jockey Name	Vivika
Final Rank	2
Fastest Section Time (Section)	0:09.13 (Overall)
Top Speed [km/h] (Section)	68.2 (1000m)
Race State	Finished

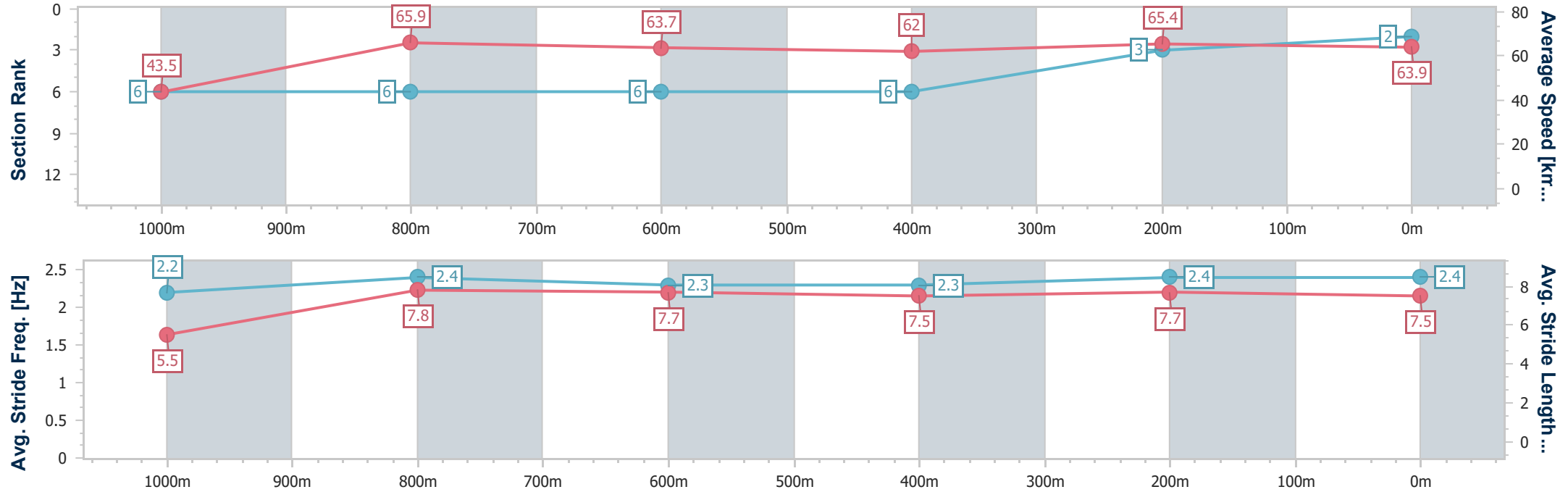


Doomben QLD Professional
Race 4: GALLOPERS SPORTS CLUB QTIS JEWEL PRELUDE
2YO Fillies Handicap - 1110m
22 February 2025 - 13:57
Track Rating: Good 4, Weather: Fine, Rail Position: +4m Entire



BRISBANE
RACING CLUB

Section	Overall	1000m	800m	600m	400m	200m							
Section Times	1:05.11 [2] (0:09.13)	0:55.98 [6] (0:10.91)	0:45.07 [6] (0:11.33)	0:33.74 [6] (0:11.49)	0:22.25 [6] (0:11.00)	0:11.25 [3] (0:11.25)							
Average Speed [km/h]	43.5	65.9	63.7	62.0	65.4	63.9							
Top Speed [km/h]	64.8	68.2	64.7	62.6	67.4	67.1							
Avg. Dist. to Rail [m]	2.7	0.6	0.4	1.6	1.6	3.7							
Avg. Stride Freq. [Hz]	2.2	2.4	2.3	2.3	2.4	2.4							
Avg. Stride Length [m]	5.5	7.8	7.7	7.5	7.7	7.5							





Horse/Jockey Name	Impervious
Final Rank	3
Fastest Section Time (Section)	0:08.81 (Overall)
Top Speed [km/h] (Section)	66.8 (1000m)
Race State	Finished

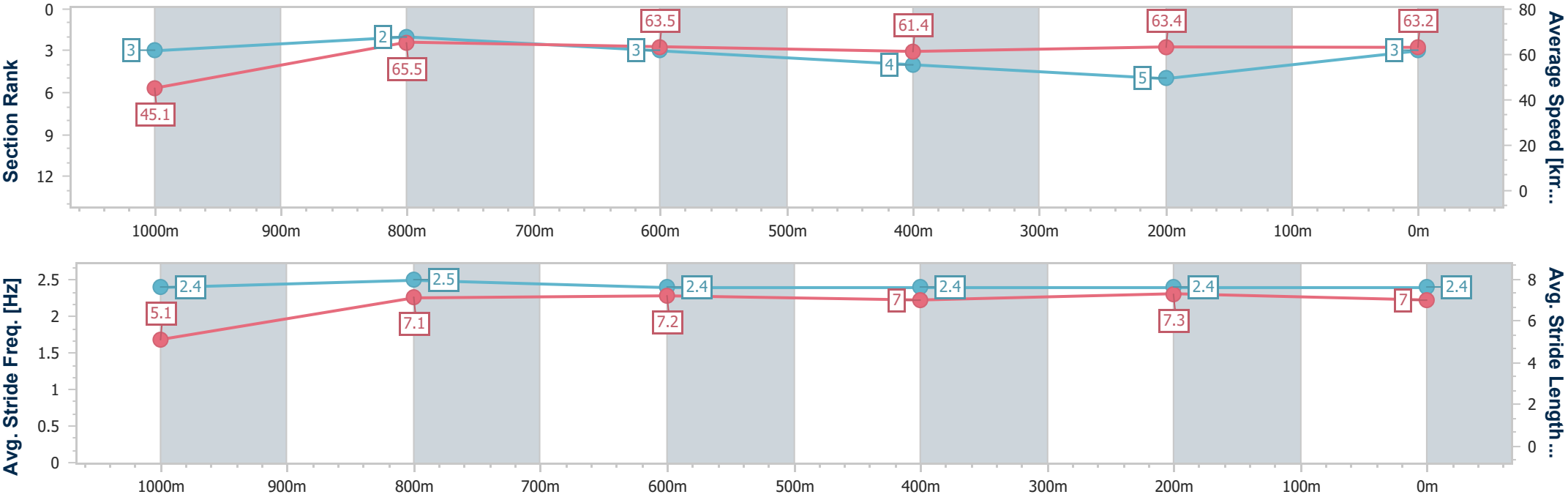


Doomben QLD Professional
Race 4: GALLOPERS SPORTS CLUB QTIS JEWEL PRELUDE
2YO Fillies Handicap - 1110m
22 February 2025 - 13:57
Track Rating: Good 4, Weather: Fine, Rail Position: +4m Entire



BRISBANE
RACING CLUB

Section	Overall	1000m	800m	600m	400m	200m							
Section Times	1:05.37 [3] (0:08.81)	0:56.56 [3] (0:10.95)	0:45.61 [2] (0:11.31)	0:34.30 [3] (0:11.60)	0:22.70 [4] (0:11.30)	0:11.40 [5] (0:11.40)							
Average Speed [km/h]	45.1	65.5	63.5	61.4	63.4	63.2							
Top Speed [km/h]	65.0	66.8	64.2	62.8	65.1	65.4							
Avg. Dist. to Rail [m]	3.8	0.4	1.4	1.7	1.1	1.9							
Avg. Stride Freq. [Hz]	2.4	2.5	2.4	2.4	2.4	2.4							
Avg. Stride Length [m]	5.1	7.1	7.2	7.0	7.3	7.0							





Horse/Jockey Name	All Glass
Final Rank	4
Fastest Section Time (Section)	0:09.23 (Overall)
Top Speed [km/h] (Section)	66.8 (1000m)
Race State	Finished

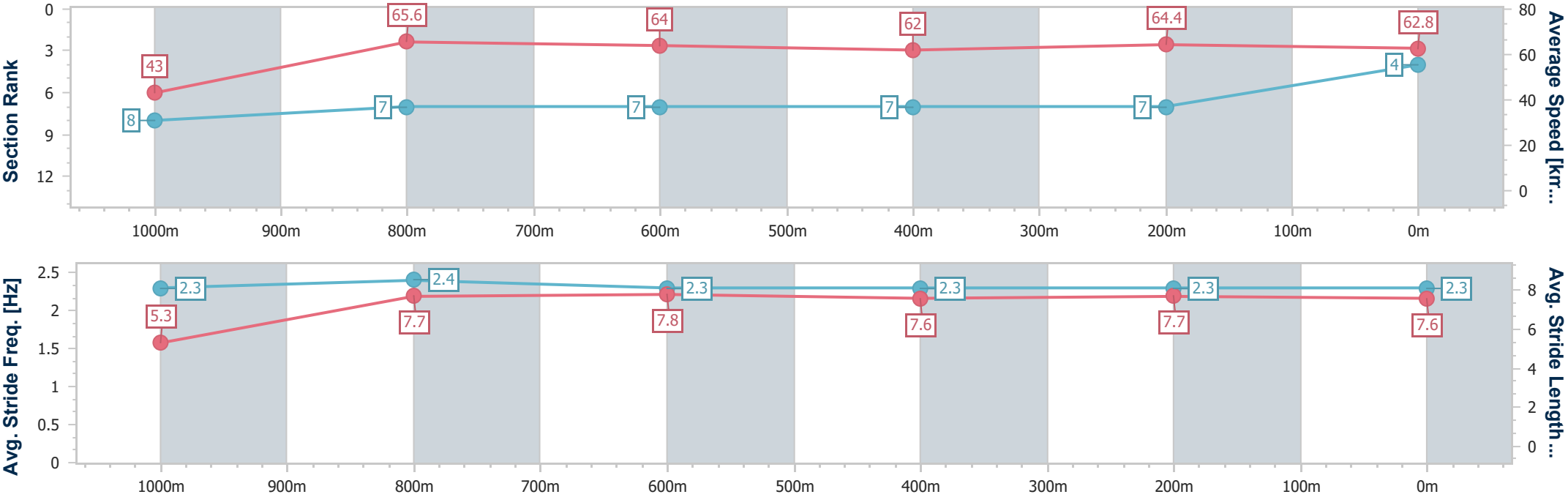


Doomben QLD Professional
Race 4: GALLOPERS SPORTS CLUB QTIS JEWEL PRELUDE
2YO Fillies Handicap - 1110m
22 February 2025 - 13:57
Track Rating: Good 4, Weather: Fine, Rail Position: +4m Entire



BRISBANE
RACING CLUB

Section	Overall	1000m	800m	600m	400m	200m								
Section Times	1:05.65 [4] (0:09.23)	0:56.42 [8] (0:10.99)	0:45.43 [7] (0:11.24)	0:34.19 [7] (0:11.54)	0:22.65 [7] (0:11.20)	0:11.45 [7] (0:11.45)								
Average Speed [km/h]	43.0	65.6	64.0	62.0	64.4	62.8								
Top Speed [km/h]	65.2	66.8	65.0	63.0	65.6	64.4								
Avg. Dist. to Rail [m]	3.2	1.5	0.4	0.8	2.1	4.6								
Avg. Stride Freq. [Hz]	2.3	2.4	2.3	2.3	2.3	2.3								
Avg. Stride Length [m]	5.3	7.7	7.8	7.6	7.7	7.6								





Horse/Jockey Name	Lonesome Soul
Final Rank	5
Fastest Section Time (Section)	0:09.19 (Overall)
Top Speed [km/h] (Section)	66.1 (1000m)
Race State	Finished

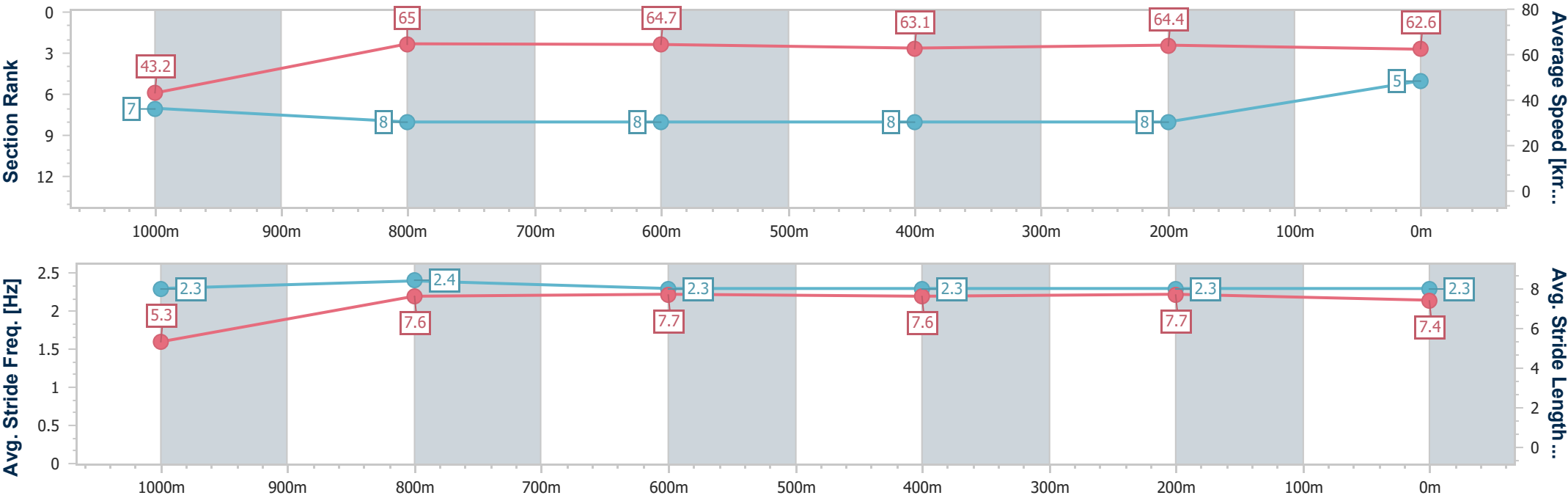


Doomben QLD Professional
Race 4: GALLOPERS SPORTS CLUB QTIS JEWEL PRELUDE
2YO Fillies Handicap - 1110m
22 February 2025 - 13:57
Track Rating: Good 4, Weather: Fine, Rail Position: +4m Entire



BRISBANE
RACING CLUB

Section	Overall	1000m	800m	600m	400m	200m							
Section Times	1:05.79 [5] (0:09.19)	0:56.60 [7] (0:11.07)	0:45.53 [8] (0:11.24)	0:34.29 [8] (0:11.55)	0:22.74 [8] (0:11.25)	0:11.49 [8] (0:11.49)							
Average Speed [km/h]	43.2	65.0	64.7	63.1	64.4	62.6							
Top Speed [km/h]	63.5	66.1	65.9	64.8	65.6	64.7							
Avg. Dist. to Rail [m]	3.9	1.4	1.7	2.5	3.9	6.2							
Avg. Stride Freq. [Hz]	2.3	2.4	2.3	2.3	2.3	2.3							
Avg. Stride Length [m]	5.3	7.6	7.7	7.6	7.7	7.4							





Horse/Jockey Name	Ready For Zion
Final Rank	6
Fastest Section Time (Section)	0:09.00 (Overall)
Top Speed [km/h] (Section)	68.7 (1000m)
Race State	Finished

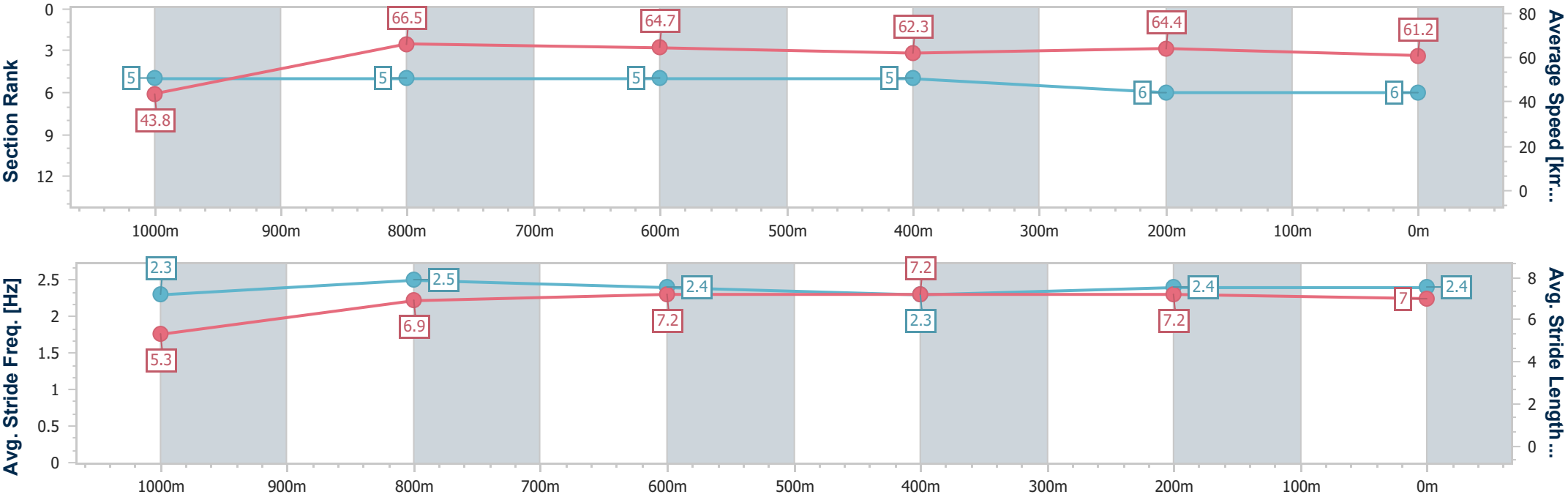


Doomben QLD Professional
Race 4: GALLOPERS SPORTS CLUB QTIS JEWEL PRELUDE
2YO Fillies Handicap - 1110m
22 February 2025 - 13:57
Track Rating: Good 4, Weather: Fine, Rail Position: +4m Entire



BRISBANE
RACING CLUB

Section	Overall	1000m	800m	600m	400m	200m								
Section Times	1:05.80 [6] (0:09.00)	0:56.80 [5] (0:10.91)	0:45.89 [5] (0:11.20)	0:34.69 [5] (0:11.63)	0:23.06 [5] (0:11.26)	0:11.80 [6] (0:11.80)								
Average Speed [km/h]	43.8	66.5	64.7	62.3	64.4	61.2								
Top Speed [km/h]	64.3	68.7	65.3	63.2	65.8	64.0								
Avg. Dist. to Rail [m]	2.4	1.2	1.8	1.2	4.7	7.3								
Avg. Stride Freq. [Hz]	2.3	2.5	2.4	2.3	2.4	2.4								
Avg. Stride Length [m]	5.3	6.9	7.2	7.2	7.2	7.0								





Horse/Jockey Name	I'm A Condygirl
Final Rank	7
Fastest Section Time (Section)	0:08.73 (Overall)
Top Speed [km/h] (Section)	67.4 (800m)
Race State	Finished

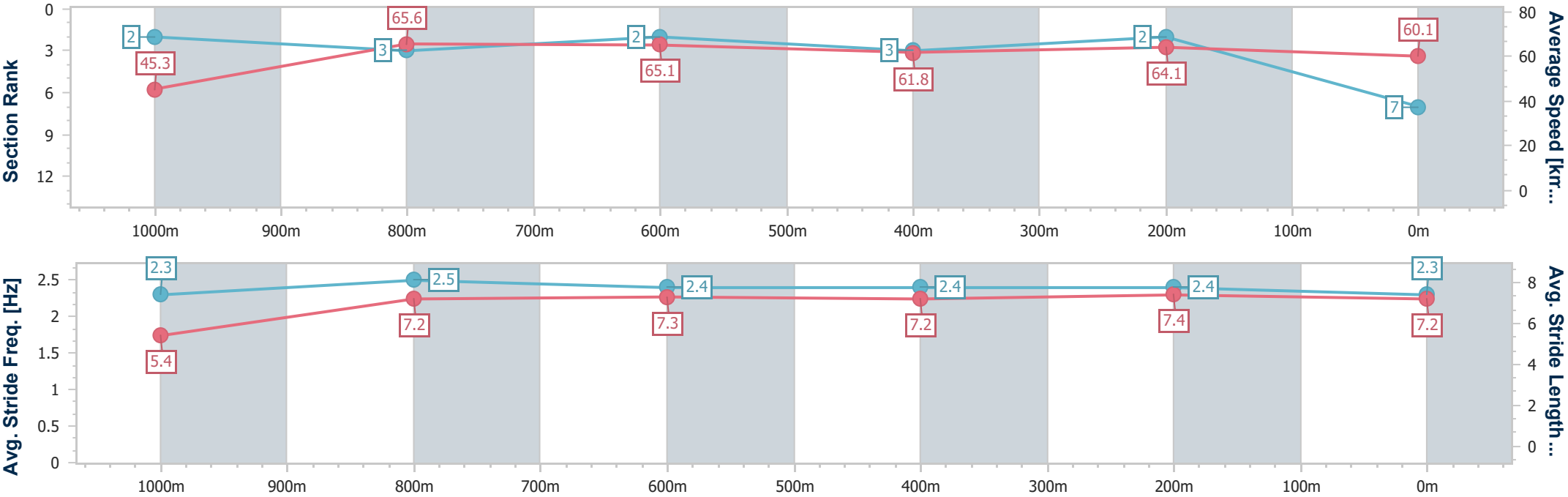


Doomben QLD Professional
Race 4: GALLOPERS SPORTS CLUB QTIS JEWEL PRELUDE
2YO Fillies Handicap - 1110m
22 February 2025 - 13:57
Track Rating: Good 4, Weather: Fine, Rail Position: +4m Entire



BRISBANE
RACING CLUB

Section	Overall	1000m	800m	600m	400m	200m							
Section Times	1:05.80 [7] (0:08.73)	0:57.07 [2] (0:11.07)	0:46.00 [3] (0:11.18)	0:34.82 [2] (0:11.66)	0:23.16 [3] (0:11.20)	0:11.96 [2] (0:11.96)							
Average Speed [km/h]	45.3	65.6	65.1	61.8	64.1	60.1							
Top Speed [km/h]	63.9	66.8	67.4	63.5	65.1	62.9							
Avg. Dist. to Rail [m]	5.9	3.2	1.9	0.5	1.4	0.4							
Avg. Stride Freq. [Hz]	2.3	2.5	2.4	2.4	2.4	2.3							
Avg. Stride Length [m]	5.4	7.2	7.3	7.2	7.4	7.2							





Horse/Jockey Name	Pronto Percy
Final Rank	8
Fastest Section Time (Section)	0:08.69 (Overall)
Top Speed [km/h] (Section)	67.4 (1000m)
Race State	Finished

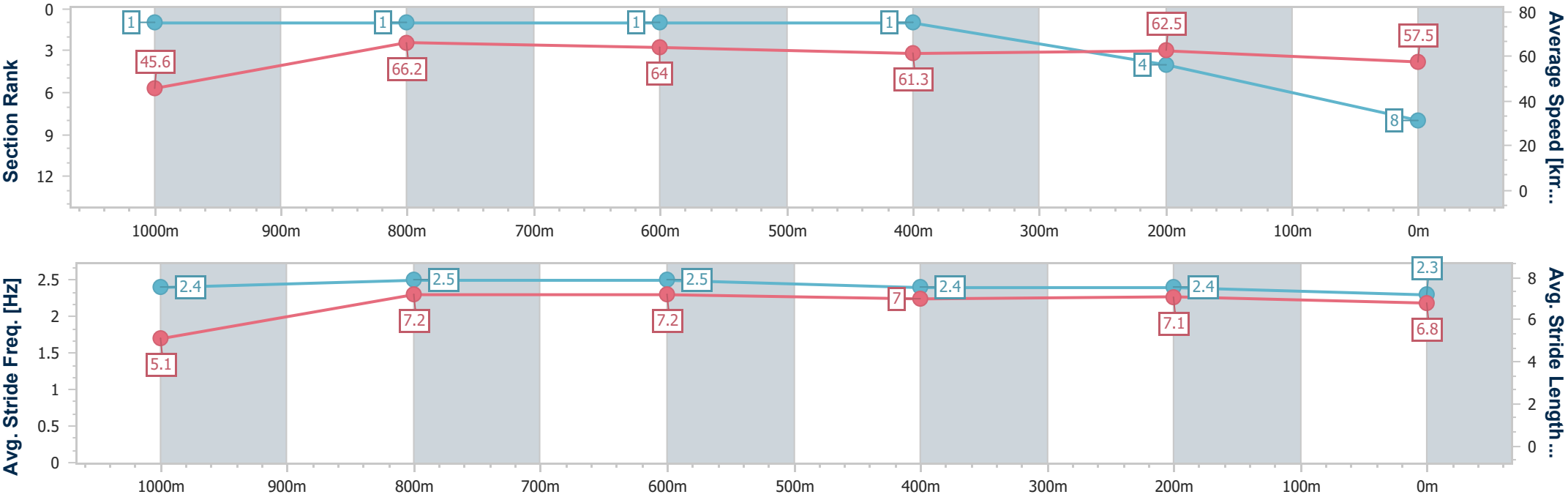


Doomben QLD Professional
Race 4: GALLOPERS SPORTS CLUB QTIS JEWEL PRELUDE
2YO Fillies Handicap - 1110m
22 February 2025 - 13:57
Track Rating: Good 4, Weather: Fine, Rail Position: +4m Entire



BRISBANE
RACING CLUB

Section	Overall	1000m	800m	600m	400m	200m								
Section Times	1:06.44 [8] (0:08.69)	0:57.75 [1] (0:10.97)	0:46.78 [1] (0:11.25)	0:35.53 [1] (0:11.55)	0:23.98 [1] (0:11.47)	0:12.51 [4] (0:12.51)								
Average Speed [km/h]	45.6	66.2	64.0	61.3	62.5	57.5								
Top Speed [km/h]	65.8	67.4	64.2	64.1	63.7	61.0								
Avg. Dist. to Rail [m]	4.9	1.5	1.1	2.6	2.1	1.1								
Avg. Stride Freq. [Hz]	2.4	2.5	2.5	2.4	2.4	2.3								
Avg. Stride Length [m]	5.1	7.2	7.2	7.0	7.1	6.8								





Horse/Jockey Name	Carbonara
Final Rank	9
Fastest Section Time (Section)	0:10.22 (1000m)
Top Speed [km/h] (Section)	71.5 (1000m)
Race State	Finished

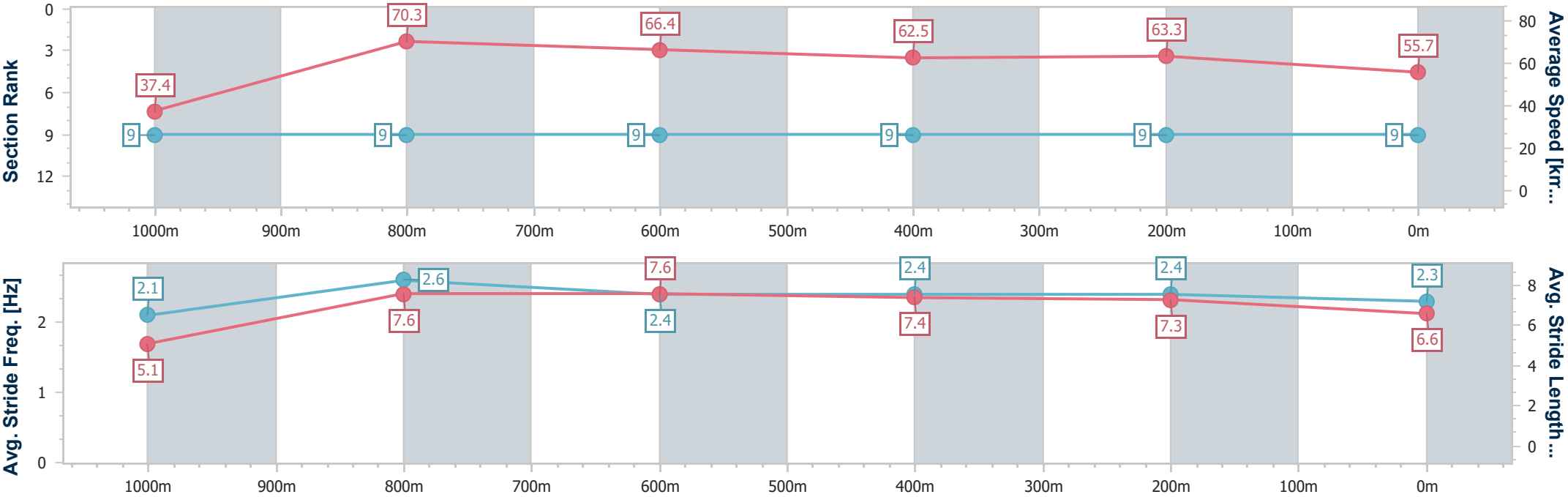


Doomben QLD Professional
Race 4: GALLOPERS SPORTS CLUB QTIS JEWEL PRELUDE
2YO Fillies Handicap - 1110m
22 February 2025 - 13:57
Track Rating: Good 4, Weather: Fine, Rail Position: +4m Entire



BRISBANE
RACING CLUB

Section	Overall	1000m	800m	600m	400m	200m							
Section Times	1:07.35 [9] (0:10.65)	0:56.70 [9] (0:10.22)	0:46.48 [9] (0:10.78)	0:35.70 [9] (0:11.46)	0:24.24 [9] (0:11.29)	0:12.95 [9] (0:12.95)							
Average Speed [km/h]	37.4	70.3	66.4	62.5	63.3	55.7							
Top Speed [km/h]	65.4	71.5	71.1	64.0	64.7	61.7							
Avg. Dist. to Rail [m]	2.9	0.6	0.8	1.2	1.3	0.3							
Avg. Stride Freq. [Hz]	2.1	2.6	2.4	2.4	2.4	2.3							
Avg. Stride Length [m]	5.1	7.6	7.6	7.4	7.3	6.6							





Doomben QLD Professional

Race 5: BECOME A BRC MEMBER BENCHMARK 70 Handicap - 1615m

22 February 2025 - 14:32



BRISBANE
RACING CLUB

Track Rating: Good 4, Weather: Fine, Rail Position: +4m Entire

Section						Overall	1400m	1200m	1000m	800m	600m	400m	Last 600m		
Field Times						1:35.47 (0:14.55)	1:20.92 (0:10.96)	1:09.96 (0:11.36)	0:58.60 (0:11.92)	0:46.68 (0:12.14)	0:34.54 (0:11.66)	0:22.88 (0:11.32)	0:34.54		
Rank	TAB	Horse/Jockey	Barrier	Top Speed [km/h]	Fastest Section									Distance Travelled [m]	
1	15	SHADOW POWER	1	66.5	0:11.01	1:35.47 [1]	1:20.45 [6]	1:09.44 [5]	0:57.84 [5]	0:46.04 [5]	0:34.05 [6]	0:22.44 [6]	0:34.05		
		Mark Du Plessis		400m	1400m	(0:15.02)	(0:11.01)	(0:11.60)	(0:11.80)	(0:11.99)	(0:11.61)	(0:11.04)			
2	13	TAKE A PICTURE	10	66.4	0:11.05	1:35.67 [2]	1:20.85 [5]	1:09.53 [6]	0:58.01 [6]	0:46.23 [6]	0:34.35 [5]	0:22.75 [5]	0:34.35	+5	
		Cejay Graham		400m	400m	(0:14.82)	(0:11.32)	(0:11.52)	(0:11.78)	(0:11.88)	(0:11.60)	(0:11.05)			
3	8	TUHINGA	2	66.5	0:11.14	1:35.73 [3]	1:20.41 [8]	1:09.27 [8]	0:57.64 [9]	0:45.87 [7]	0:33.94 [7]	0:22.53 [7]	0:33.94	-5	
		Tahlia Fenlon		Overall	1400m	(0:15.32)	(0:11.14)	(0:11.63)	(0:11.77)	(0:11.93)	(0:11.41)	(0:11.16)			
4	10	WINSOME STAR	12	68.1	0:10.97	1:36.02 [4]	1:21.34 [3]	1:10.37 [3]	0:58.87 [3]	0:46.95 [3]	0:34.88 [3]	0:23.23 [3]	0:34.88	+2	
		Samantha Collett		Overall	1400m	(0:14.68)	(0:10.97)	(0:11.50)	(0:11.92)	(0:12.07)	(0:11.65)	(0:11.19)			
5	12	JONNY DA WOLF	13	69.0	0:10.95	1:36.18 [5]	1:21.53 [2]	1:10.58 [2]	0:59.20 [2]	0:47.24 [2]	0:35.19 [2]	0:23.59 [1]	0:35.19	+4	
		Justin Huxtable		Overall	1400m	(0:14.65)	(0:10.95)	(0:11.38)	(0:11.96)	(0:12.05)	(0:11.60)	(0:11.32)			
6	19	HILLCREST AVENUE	7	65.1	0:11.23	1:36.28 [6]	1:20.94 [9]	1:09.57 [10]	0:58.23 [7]	0:46.33 [8]	0:34.47 [8]	0:22.98 [8]	0:34.47	+0	
		Kyle Wilson-Taylor		400m	400m	(0:15.34)	(0:11.37)	(0:11.34)	(0:11.90)	(0:11.86)	(0:11.49)	(0:11.23)			
7	11	CALM SEEKER	3	67.4	0:11.14	1:36.32 [7]	1:21.57 [4]	1:10.43 [4]	0:58.95 [4]	0:47.12 [4]	0:35.07 [4]	0:23.60 [2]	0:35.07	+3	
		Bailey Wheeler		Overall	1400m	(0:14.75)	(0:11.14)	(0:11.48)	(0:11.83)	(0:12.05)	(0:11.47)	(0:11.43)			
8	17	REBEL'S EDGE	5	69.9	0:11.01	1:36.41 [8]	1:20.86 [13]	1:09.85 [9]	0:58.32 [10]	0:46.39 [9]	0:34.52 [9]	0:22.94 [10]	0:34.52	+0	
		Vlad Duric		Overall	1400m	(0:15.55)	(0:11.01)	(0:11.53)	(0:11.93)	(0:11.87)	(0:11.58)	(0:11.13)			
9	20	WHO ORDERED DAFISH	4	65.4	0:11.26	1:36.61 [9]	1:21.55 [7]	1:10.20 [7]	0:58.55 [8]	0:46.50 [10]	0:34.72 [10]	0:23.21 [9]	0:34.72	+3	
		Cody Collis		400m	400m	(0:15.06)	(0:11.35)	(0:11.65)	(0:12.05)	(0:11.78)	(0:11.51)	(0:11.26)			
10	9	TEXAS FIREBALL	8	66.4	0:11.12	1:36.71 [10]	1:21.26 [10]	1:09.85 [12]	0:58.20 [12]	0:46.20 [12]	0:34.36 [13]	0:22.87 [13]	0:34.36	+8	
		Damien Thornton		400m	400m	(0:15.45)	(0:11.41)	(0:11.65)	(0:12.00)	(0:11.84)	(0:11.49)	(0:11.12)			

Scratched: Aiden (#7), Texas (#5), Full Press (#6), Hussy Empress (#21), My Pins (#4), Smart Action (#16), Red Mile (#18)

Report Created: Sat 22 February 2025 14:46 GMT+ (Note: Timing is based on position data)

Page 1/18

[] Ranking at each section and finish
-:-:- No data available at this section
NA No data available

SCN Saddle cloth number
DNF Did not finish
DNT Did not track

data processed by  TRIPLES DATA



Doomben QLD Professional

Race 5: BECOME A BRC MEMBER BENCHMARK 70 Handicap - 1615m

22 February 2025 - 14:32



BRISBANE
RACING CLUB

Track Rating: Good 4, Weather: Fine, Rail Position: +4m Entire

Section					Overall	1400m	1200m	1000m	800m	600m	400m	Last 600m		
Field Times					1:35.47 (0:14.55)	1:20.92 (0:10.96)	1:09.96 (0:11.36)	0:58.60 (0:11.92)	0:46.68 (0:12.14)	0:34.54 (0:11.66)	0:22.88 (0:11.32)	0:34.54		
Rank	TAB	Horse/Jockey	Barrier	Top Speed [km/h]	Fastest Section									Distance Travelled [m]
11	14	ALL'S FAIR	6	64.9	0:11.20	1:37.00 [11]	1:21.54 [11]	1:10.18 [11]	0:58.67 [11]	0:46.61 [11]	0:34.94 [11]	0:23.38 [11]	0:34.94	+1
		Noel Callow		400m	400m	(0:15.46)	(0:11.36)	(0:11.51)	(0:12.06)	(0:11.67)	(0:11.56)	(0:11.20)		
12	3	TRIFLING	14	65.6	0:11.35	1:37.35 [12]	1:21.82 [12]	1:10.47 [13]	0:58.80 [13]	0:46.76 [13]	0:35.02 [12]	0:23.55 [12]	0:35.02	+1
		Luke Dempsey		400m	1400m	(0:15.53)	(0:11.35)	(0:11.67)	(0:12.04)	(0:11.74)	(0:11.47)	(0:11.35)		
13	2	LIONEL	9	64.8	0:11.37	1:37.68 [13]	1:22.07 [14]	1:10.53 [14]	0:58.95 [14]	0:46.93 [14]	0:35.12 [14]	0:23.75 [14]	0:35.12	+10
		Martin Harley		600m	600m	(0:15.61)	(0:11.54)	(0:11.58)	(0:12.02)	(0:11.81)	(0:11.37)	(0:11.44)		
14	1	BRENTWOOD	11	67.9	0:10.96	1:38.08 [14]	1:23.53 [1]	1:12.57 [1]	1:01.21 [1]	0:49.29 [1]	0:37.15 [1]	0:25.23 [4]	0:37.15	-4
		Jade Hampson		Overall	1400m	(0:14.55)	(0:10.96)	(0:11.36)	(0:11.92)	(0:12.14)	(0:11.92)	(0:12.03)		

Scratched: Aiden (#7), Texas (#5), Full Press (#6), Hussy Empress (#21), My Pins (#4), Smart Action (#16), Red Mile (#18)



Doomben QLD Professional

Race 5: BECOME A BRC MEMBER BENCHMARK 70 Handicap - 1615m

22 February 2025 - 14:32



BRISBANE
RACING CLUB

Track Rating: Good 4, Weather: Fine, Rail Position: +4m Entire

Section Field Times				200m 0:11.56 (0:11.56)				Last 600m 0:34.54	
Rank	TAB	Horse/Jockey	Barrier	Top Speed [km/h]	Fastest Section	Margin		Distance Travelled [m]	
1	15	SHADOW POWER	1	66.5	0:11.01	0:11.40 [4]	1:35.47	0:34.05	
		Mark Du Plessis		400m	1400m	(0:11.40)			
2	13	TAKE A PICTURE	10	66.4	0:11.05	0:11.70 [2]	1.23L	0:34.35	+5
		Cejay Graham		400m	400m	(0:11.70)			
3	8	TUHINGA	2	66.5	0:11.14	0:11.37 [6]	1.56L	0:33.94	-5
		Tahlia Fenlon		Overall	1400m	(0:11.37)			
4	10	WINSOME STAR	12	68.1	0:10.97	0:12.04 [3]	3.28L	0:34.88	+2
		Samantha Collett		Overall	1400m	(0:12.04)			
5	12	JONNY DA WOLF	13	69.0	0:10.95	0:12.27 [1]	4.22L	0:35.19	+4
		Justin Huxtable		Overall	1400m	(0:12.27)			
6	19	HILLCREST AVENUE	7	65.1	0:11.23	0:11.75 [7]	4.76L	0:34.47	+0
		Kyle Wilson-Taylor		400m	400m	(0:11.75)			
7	11	CALM SEEKER	3	67.4	0:11.14	0:12.17 [5]	5.01L	0:35.07	+3
		Bailey Wheeler		Overall	1400m	(0:12.17)			
8	17	REBEL'S EDGE	5	69.9	0:11.01	0:11.81 [8]	5.58L	0:34.52	+0
		Vlad Duric		Overall	1400m	(0:11.81)			
9	20	WHO ORDERED DAFISH	4	65.4	0:11.26	0:11.95 [9]	6.76L	0:34.72	+3
		Cody Collis		400m	400m	(0:11.95)			
10	9	TEXAS FIREBALL	8	66.4	0:11.12	0:11.75 [12]	7.31L	0:34.36	+8
		Damien Thornton		400m	400m	(0:11.75)			

Scratched: Aiden (#7), Texas (#5), Full Press (#6), Hussy Empress (#21), My Pins (#4), Smart Action (#16), Red Mile (#18)

Report Created: Sat 22 February 2025 14:46 GMT+ (Note: Timing is based on position data)

Page 3/18

[] Ranking at each section and finish
-:-:- No data available at this section
NA No data available

SCN Saddle cloth number
DNF Did not finish
DNT Did not track

data processed by  TRIPLESDATA



Doomben QLD Professional

Race 5: BECOME A BRC MEMBER BENCHMARK 70 Handicap - 1615m

22 February 2025 - 14:32



BRISBANE
RACING CLUB

Track Rating: Good 4, Weather: Fine, Rail Position: +4m Entire

Section Field Times		200m 0:11.56 (0:11.56)		Last 600m 0:34.54					
Rank	TAB Horse/Jockey	Barrier	Top Speed [km/h]	Fastest Section	Margin			Distance Travelled [m]	
11	14 ALL'S FAIR	6	64.9	0:11.20	0:12.18 [10]	9.04L		0:34.94	+1
	Noel Callow		400m	400m	(0:12.18)				
12	3 TRIFLING	14	65.6	0:11.35	0:12.20 [13]	11.06L		0:35.02	+1
	Luke Dempsey		400m	1400m	(0:12.20)				
13	2 LIONEL	9	64.8	0:11.37	0:12.31 [14]	13.04L		0:35.12	+10
	Martin Harley		600m	600m	(0:12.31)				
14	1 BRENTWOOD	11	67.9	0:10.96	0:13.20 [11]	15.37L		0:37.15	-4
	Jade Hampson		Overall	1400m	(0:13.20)				

Scratched: Aiden (#7), Texas (#5), Full Press (#6), Hussy Empress (#21), My Pins (#4), Smart Action (#16), Red Mile (#18)



Horse/Jockey Name	Shadow Power
Final Rank	1
Fastest Section Time (Section)	0:11.01 (1400m)
Top Speed [km/h] (Section)	66.5 (400m)
Race State	Finished

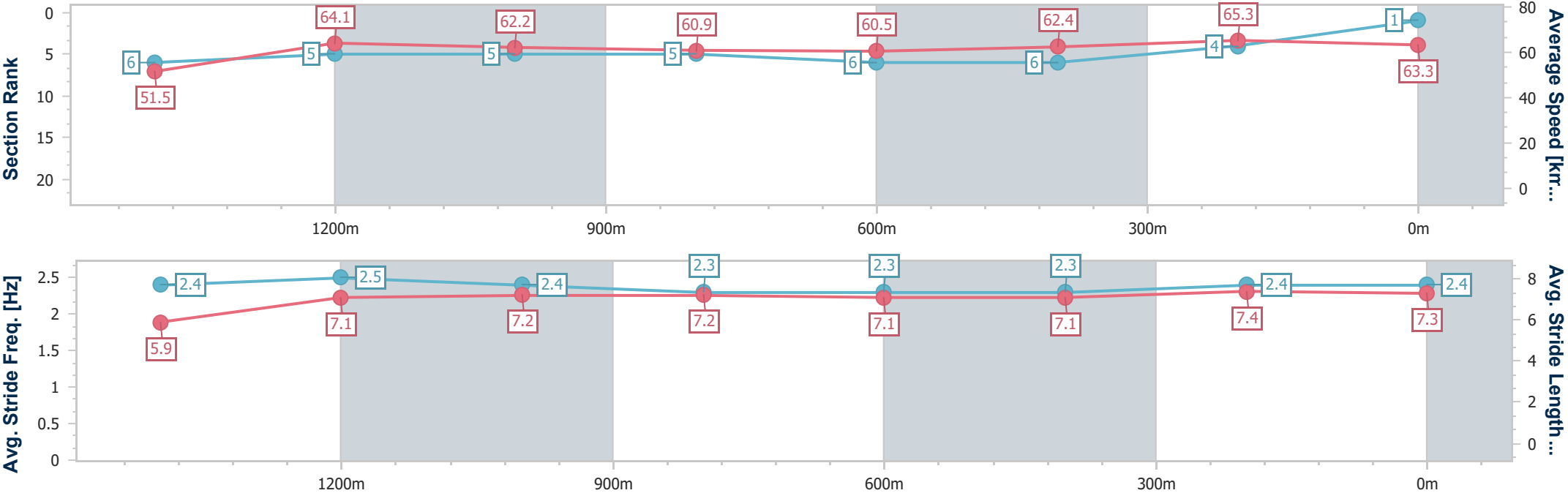


Doomben QLD Professional
Race 5: BECOME A BRC MEMBER BENCHMARK 70 Handicap - 1615m
22 February 2025 - 14:32
Track Rating: Good 4, Weather: Fine, Rail Position: +4m Entire



BRISBANE
RACING CLUB

Section	Overall	1400m	1200m	1000m	800m	600m	400m	200m					
Section Times	1:35.47 [1] (0:15.02)	1:20.45 [6] (0:11.01)	1:09.44 [5] (0:11.60)	0:57.84 [5] (0:11.80)	0:46.04 [5] (0:11.99)	0:34.05 [6] (0:11.61)	0:22.44 [6] (0:11.04)	0:11.40 [4] (0:11.40)					
Average Speed [km/h]	51.5	64.1	62.2	60.9	60.5	62.4	65.3	63.3					
Top Speed [km/h]	65.5	65.8	63.2	63.1	61.5	63.8	66.5	65.2					
Avg. Dist. to Rail [m]	1.9	2.6	1.9	0.9	1.4	1.5	1.7	0.8					
Avg. Stride Freq. [Hz]	2.4	2.5	2.4	2.3	2.3	2.3	2.4	2.4					
Avg. Stride Length [m]	5.9	7.1	7.2	7.2	7.1	7.1	7.4	7.3					





Horse/Jockey Name	Take A Picture
Final Rank	2
Fastest Section Time (Section)	0:11.05 (400m)
Top Speed [km/h] (Section)	66.4 (400m)
Race State	Finished

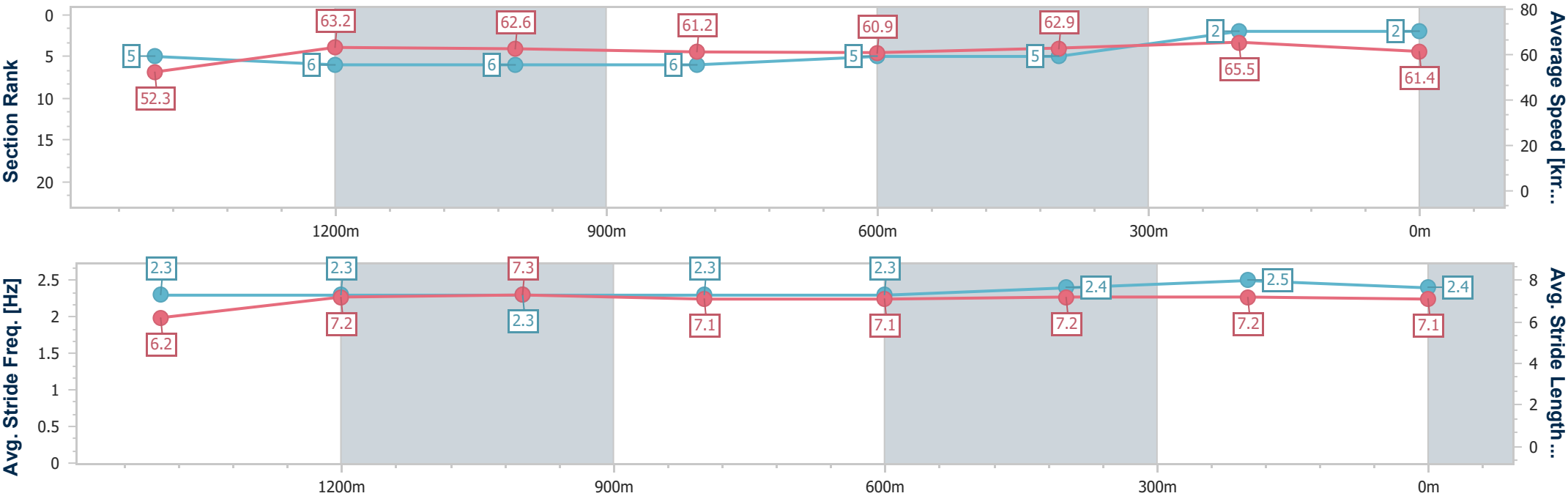


Doomben QLD Professional
Race 5: BECOME A BRC MEMBER BENCHMARK 70 Handicap - 1615m
22 February 2025 - 14:32
Track Rating: Good 4, Weather: Fine, Rail Position: +4m Entire



BRISBANE
RACING CLUB

Section	Overall	1400m	1200m	1000m	800m	600m	400m	200m					
Section Times	1:35.67 [2] (0:14.82)	1:20.85 [5] (0:11.32)	1:09.53 [6] (0:11.52)	0:58.01 [6] (0:11.78)	0:46.23 [6] (0:11.88)	0:34.35 [5] (0:11.60)	0:22.75 [5] (0:11.05)	0:11.70 [2] (0:11.70)					
Average Speed [km/h]	52.3	63.2	62.6	61.2	60.9	62.9	65.5	61.4					
Top Speed [km/h]	64.8	65.2	63.0	62.5	62.8	64.2	66.4	64.7					
Avg. Dist. to Rail [m]	4.5	0.5	0.2	0.1	1.3	1.7	3.3	2.3					
Avg. Stride Freq. [Hz]	2.3	2.3	2.3	2.3	2.3	2.4	2.5	2.4					
Avg. Stride Length [m]	6.2	7.2	7.3	7.1	7.1	7.2	7.2	7.1					





Horse/Jockey Name	Tuhinga
Final Rank	3
Fastest Section Time (Section)	0:11.14 (1400m)
Top Speed [km/h] (Section)	66.5 (Overall)
Race State	Finished



Doomben QLD Professional
Race 5: BECOME A BRC MEMBER BENCHMARK 70 Handicap -
1615m

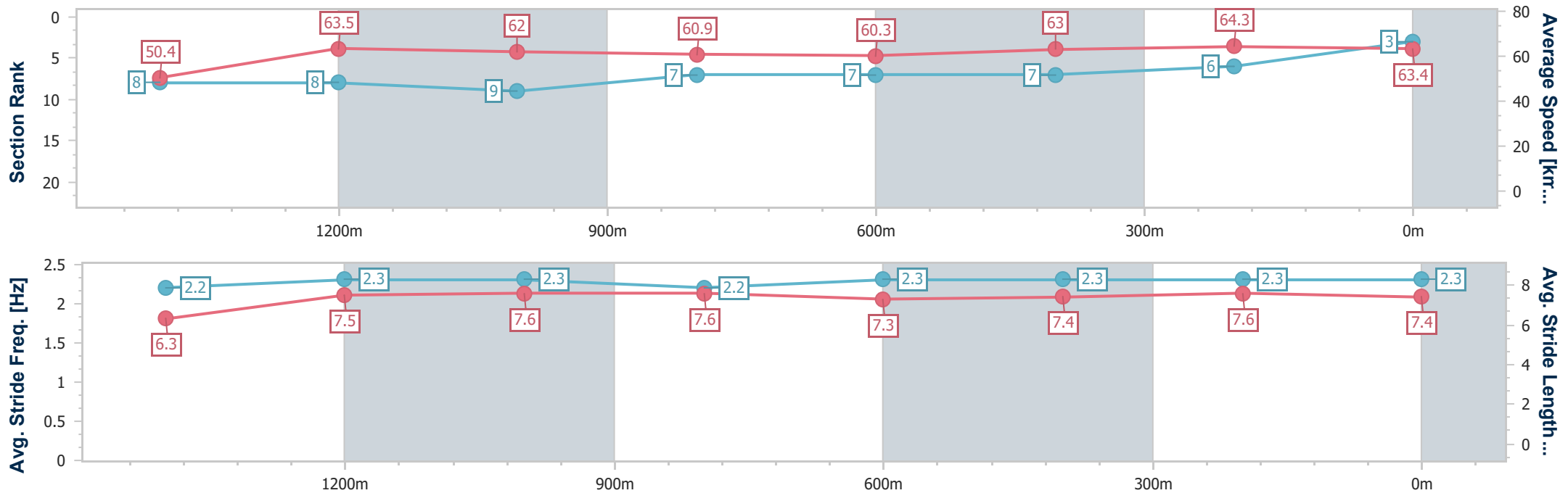
22 February 2025 - 14:32

Track Rating: Good 4, Weather: Fine, Rail Position: +4m Entire



BRISBANE
RACING CLUB

Section	Overall	1400m	1200m	1000m	800m	600m	400m	200m					
Section Times	1:35.73 [3] (0:15.32)	1:20.41 [8] (0:11.14)	1:09.27 [8] (0:11.63)	0:57.64 [9] (0:11.77)	0:45.87 [7] (0:11.93)	0:33.94 [7] (0:11.41)	0:22.53 [7] (0:11.16)	0:11.37 [6] (0:11.37)					
Average Speed [km/h]	50.4	63.5	62.0	60.9	60.3	63.0	64.3	63.4					
Top Speed [km/h]	66.5	65.6	63.2	63.0	62.4	63.9	65.6	64.7					
Avg. Dist. to Rail [m]	2.0	2.6	1.3	0.7	0.3	0.7	1.2	3.5					
Avg. Stride Freq. [Hz]	2.2	2.3	2.3	2.2	2.3	2.3	2.3	2.3					
Avg. Stride Length [m]	6.3	7.5	7.6	7.6	7.3	7.4	7.6	7.4					





Horse/Jockey Name	Winsome Star
Final Rank	4
Fastest Section Time (Section)	0:10.97 (1400m)
Top Speed [km/h] (Section)	68.1 (Overall)
Race State	Finished

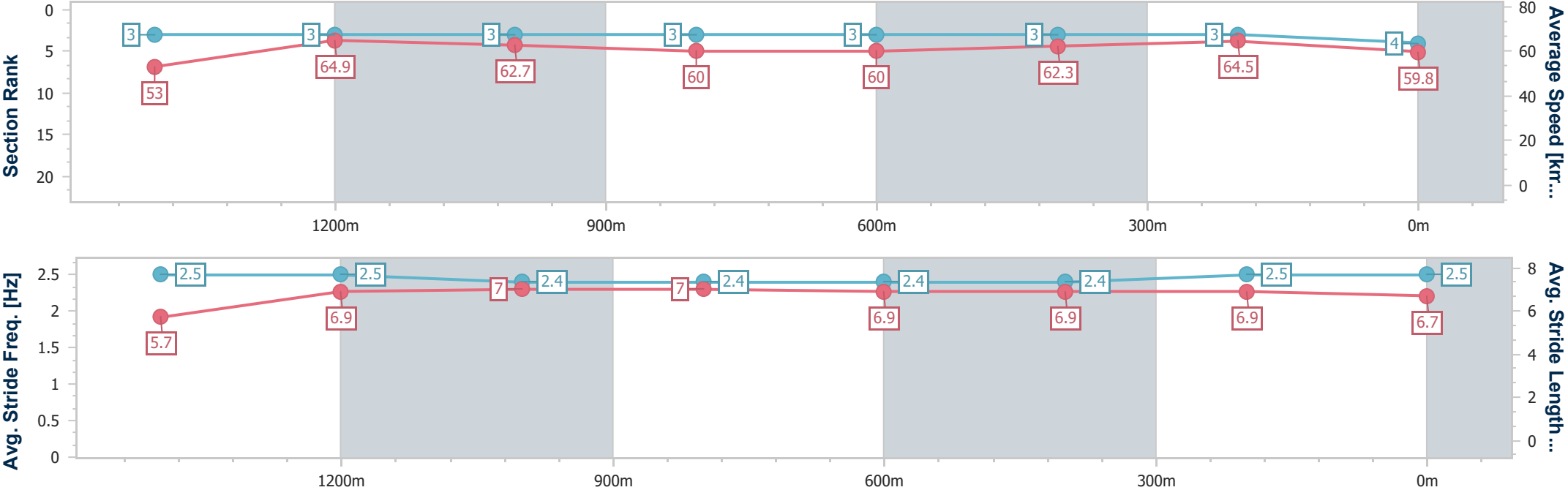


Doomben QLD Professional
Race 5: BECOME A BRC MEMBER BENCHMARK 70 Handicap - 1615m
22 February 2025 - 14:32
Track Rating: Good 4, Weather: Fine, Rail Position: +4m Entire



BRISBANE
RACING CLUB

Section	Overall	1400m	1200m	1000m	800m	600m	400m	200m					
Section Times	1:36.02 [4] (0:14.68)	1:21.34 [3] (0:10.97)	1:10.37 [3] (0:11.50)	0:58.87 [3] (0:11.92)	0:46.95 [3] (0:12.07)	0:34.88 [3] (0:11.65)	0:23.23 [3] (0:11.19)	0:12.04 [3] (0:12.04)					
Average Speed [km/h]	53.0	64.9	62.7	60.0	60.0	62.3	64.5	59.8					
Top Speed [km/h]	68.1	67.3	63.9	61.4	61.5	64.0	65.5	63.2					
Avg. Dist. to Rail [m]	6.2	1.7	1.7	1.6	0.8	1.5	1.4	2.3					
Avg. Stride Freq. [Hz]	2.5	2.5	2.4	2.4	2.4	2.4	2.5	2.5					
Avg. Stride Length [m]	5.7	6.9	7.0	7.0	6.9	6.9	6.9	6.7					





Horse/Jockey Name	Jonny Da Wolf
Final Rank	5
Fastest Section Time (Section)	0:10.95 (1400m)
Top Speed [km/h] (Section)	69.0 (Overall)
Race State	Finished

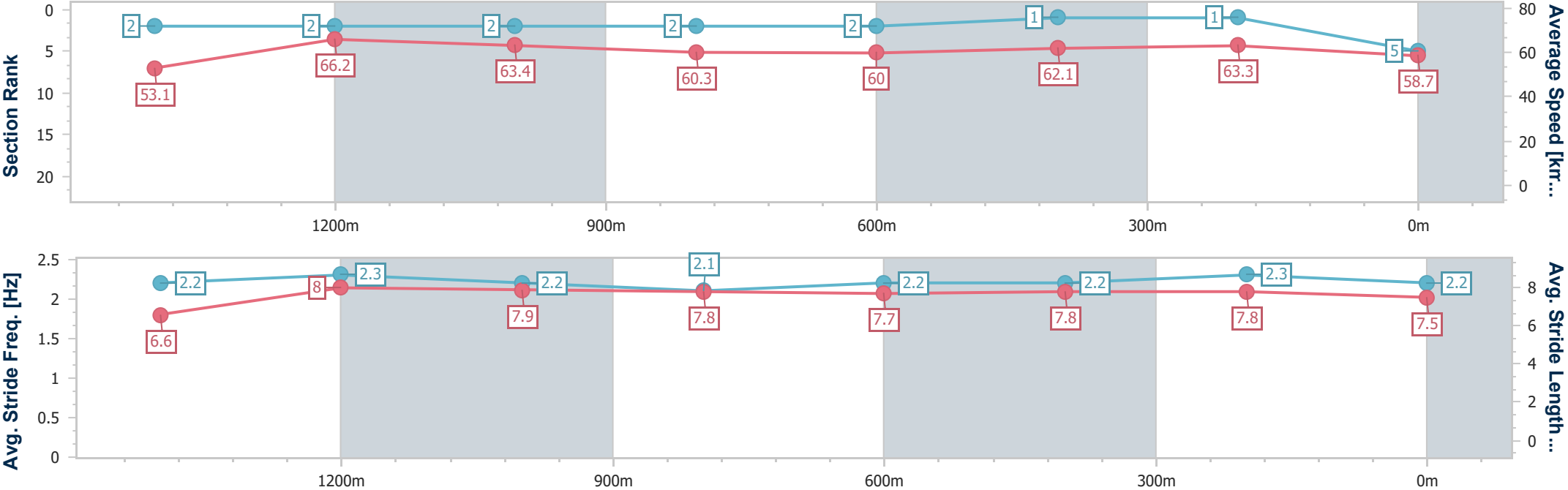


Doomben QLD Professional
Race 5: BECOME A BRC MEMBER BENCHMARK 70 Handicap - 1615m
22 February 2025 - 14:32
Track Rating: Good 4, Weather: Fine, Rail Position: +4m Entire



BRISBANE
RACING CLUB

Section	Overall	1400m	1200m	1000m	800m	600m	400m	200m					
Section Times	1:36.18 [5] (0:14.65)	1:21.53 [2] (0:10.95)	1:10.58 [2] (0:11.38)	0:59.20 [2] (0:11.96)	0:47.24 [2] (0:12.05)	0:35.19 [2] (0:11.60)	0:23.59 [1] (0:11.32)	0:12.27 [1] (0:12.27)					
Average Speed [km/h]	53.1	66.2	63.4	60.3	60.0	62.1	63.3	58.7					
Top Speed [km/h]	69.0	68.1	64.1	61.9	61.3	63.7	65.7	61.7					
Avg. Dist. to Rail [m]	7.0	1.1	1.5	0.9	1.0	0.5	1.1	0.4					
Avg. Stride Freq. [Hz]	2.2	2.3	2.2	2.1	2.2	2.2	2.3	2.2					
Avg. Stride Length [m]	6.6	8.0	7.9	7.8	7.7	7.8	7.8	7.5					





Horse/Jockey Name	Hillcrest Avenue
Final Rank	6
Fastest Section Time (Section)	0:11.23 (400m)
Top Speed [km/h] (Section)	65.1 (400m)
Race State	Finished

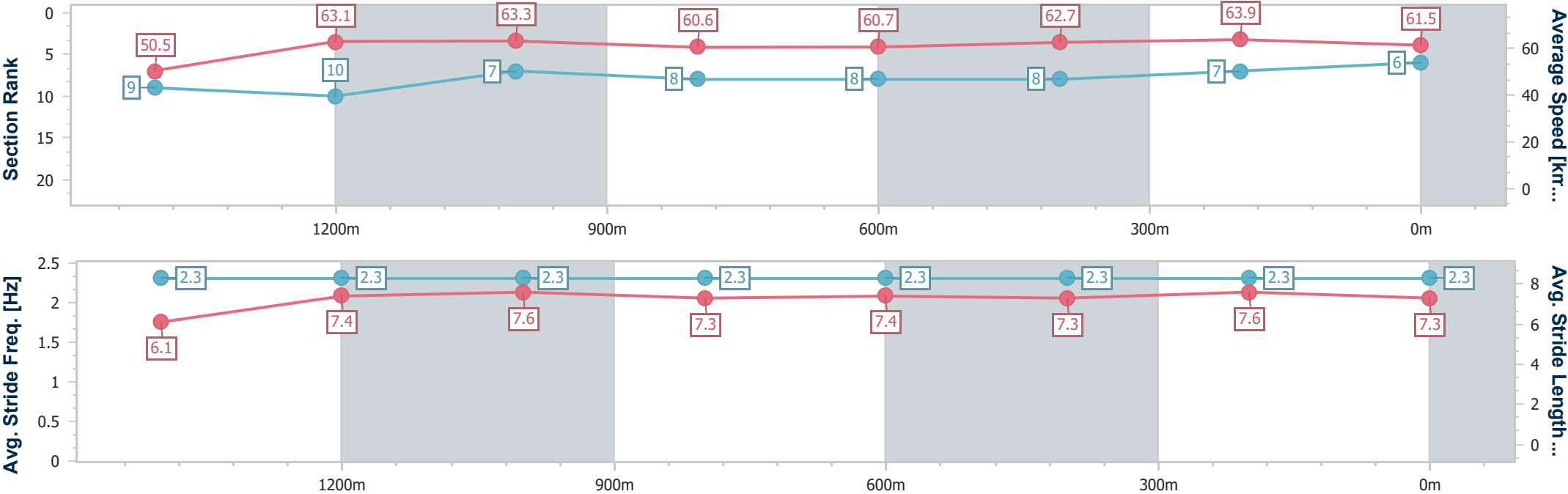


Doomben QLD Professional
Race 5: BECOME A BRC MEMBER BENCHMARK 70 Handicap - 1615m
22 February 2025 - 14:32
Track Rating: Good 4, Weather: Fine, Rail Position: +4m Entire



BRISBANE
RACING CLUB

Section	Overall	1400m	1200m	1000m	800m	600m	400m	200m					
Section Times	1:36.28 [6] (0:15.34)	1:20.94 [9] (0:11.37)	1:09.57 [10] (0:11.34)	0:58.23 [7] (0:11.90)	0:46.33 [8] (0:11.86)	0:34.47 [8] (0:11.49)	0:22.98 [8] (0:11.23)	0:11.75 [7] (0:11.75)					
Average Speed [km/h]	50.5	63.1	63.3	60.6	60.7	62.7	63.9	61.5					
Top Speed [km/h]	63.6	64.2	64.0	62.6	62.2	64.2	65.1	63.5					
Avg. Dist. to Rail [m]	2.9	0.7	0.6	0.8	0.3	0.4	1.4	4.3					
Avg. Stride Freq. [Hz]	2.3	2.3	2.3	2.3	2.3	2.3	2.3	2.3					
Avg. Stride Length [m]	6.1	7.4	7.6	7.3	7.4	7.3	7.6	7.3					





Horse/Jockey Name	Calm Seeker
Final Rank	7
Fastest Section Time (Section)	0:11.14 (1400m)
Top Speed [km/h] (Section)	67.4 (Overall)
Race State	Finished

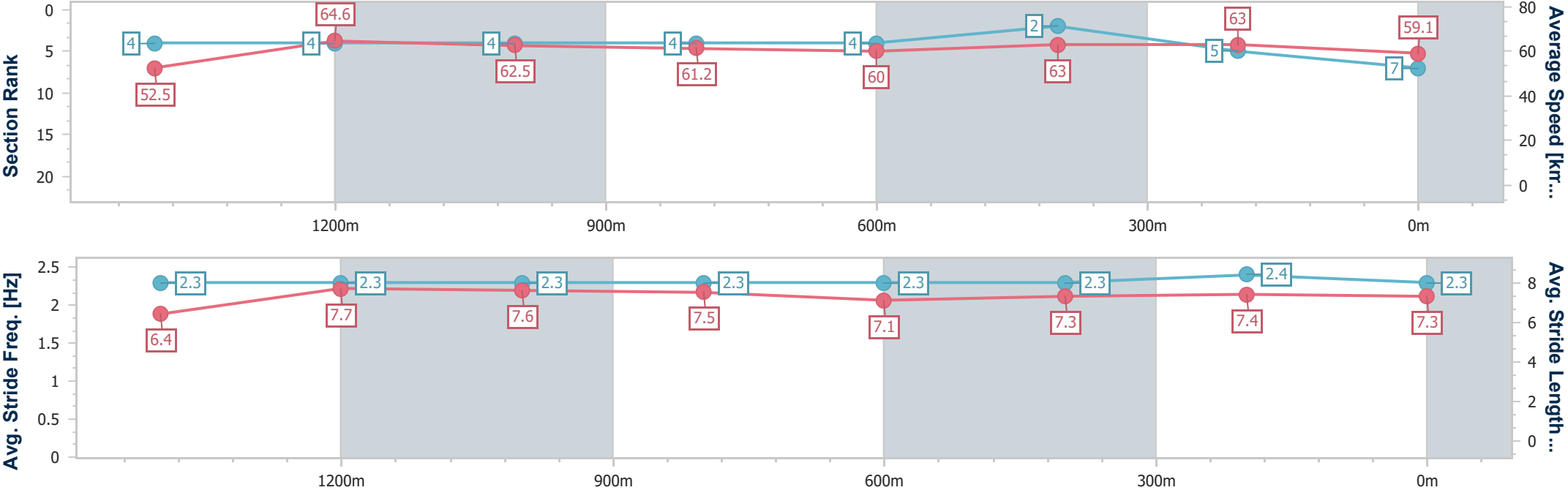


Doomben QLD Professional
Race 5: BECOME A BRC MEMBER BENCHMARK 70 Handicap - 1615m
22 February 2025 - 14:32
Track Rating: Good 4, Weather: Fine, Rail Position: +4m Entire



BRISBANE
RACING CLUB

Section	Overall	1400m	1200m	1000m	800m	600m	400m	200m					
Section Times	1:36.32 [7] (0:14.75)	1:21.57 [4] (0:11.14)	1:10.43 [4] (0:11.48)	0:58.95 [4] (0:11.83)	0:47.12 [4] (0:12.05)	0:35.07 [4] (0:11.47)	0:23.60 [2] (0:11.43)	0:12.17 [5] (0:12.17)					
Average Speed [km/h]	52.5	64.6	62.5	61.2	60.0	63.0	63.0	59.1					
Top Speed [km/h]	67.4	67.0	63.4	61.7	61.7	64.1	64.2	61.8					
Avg. Dist. to Rail [m]	0.8	0.3	0.3	0.7	1.1	0.8	0.9	1.9					
Avg. Stride Freq. [Hz]	2.3	2.3	2.3	2.3	2.3	2.3	2.4	2.3					
Avg. Stride Length [m]	6.4	7.7	7.6	7.5	7.1	7.3	7.4	7.3					





Horse/Jockey Name	Rebel's Edge
Final Rank	8
Fastest Section Time (Section)	0:11.01 (1400m)
Top Speed [km/h] (Section)	69.9 (Overall)
Race State	Finished

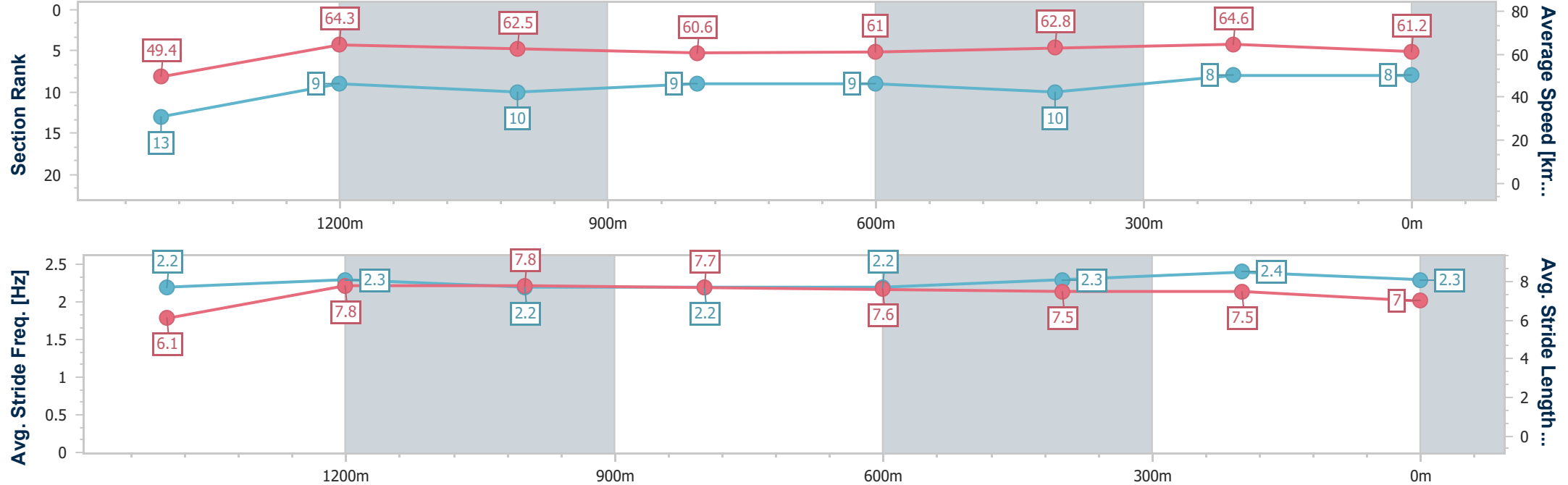


Doomben QLD Professional
Race 5: BECOME A BRC MEMBER BENCHMARK 70 Handicap - 1615m
22 February 2025 - 14:32
Track Rating: Good 4, Weather: Fine, Rail Position: +4m Entire



BRISBANE
RACING CLUB

Section	Overall	1400m	1200m	1000m	800m	600m	400m	200m					
Section Times	1:36.41 [8] (0:15.55)	1:20.86 [13] (0:11.01)	1:09.85 [9] (0:11.53)	0:58.32 [10] (0:11.93)	0:46.39 [9] (0:11.87)	0:34.52 [9] (0:11.58)	0:22.94 [10] (0:11.13)	0:11.81 [8] (0:11.81)					
Average Speed [km/h]	49.4	64.3	62.5	60.6	61.0	62.8	64.6	61.2					
Top Speed [km/h]	69.9	65.3	62.7	62.8	63.0	65.6	66.0	63.7					
Avg. Dist. to Rail [m]	3.5	3.1	0.6	1.1	1.5	1.4	3.0	4.9					
Avg. Stride Freq. [Hz]	2.2	2.3	2.2	2.2	2.2	2.3	2.4	2.3					
Avg. Stride Length [m]	6.1	7.8	7.8	7.7	7.6	7.5	7.5	7.0					





Horse/Jockey Name	Who Ordered Dafish
Final Rank	9
Fastest Section Time (Section)	0:11.26 (400m)
Top Speed [km/h] (Section)	65.4 (400m)
Race State	Finished

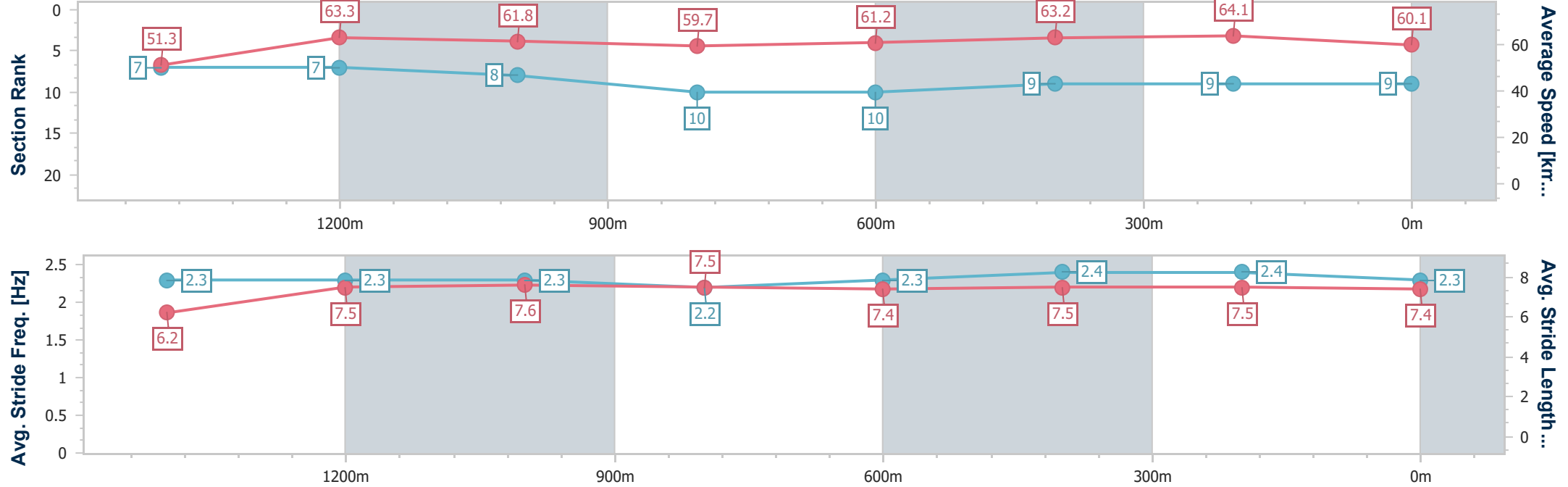


Doomben QLD Professional
Race 5: BECOME A BRC MEMBER BENCHMARK 70 Handicap - 1615m
22 February 2025 - 14:32
Track Rating: Good 4, Weather: Fine, Rail Position: +4m Entire



BRISBANE
RACING CLUB

Section	Overall	1400m	1200m	1000m	800m	600m	400m	200m					
Section Times	1:36.61 [9] (0:15.06)	1:21.55 [7] (0:11.35)	1:10.20 [7] (0:11.65)	0:58.55 [8] (0:12.05)	0:46.50 [10] (0:11.78)	0:34.72 [10] (0:11.51)	0:23.21 [9] (0:11.26)	0:11.95 [9] (0:11.95)					
Average Speed [km/h]	51.3	63.3	61.8	59.7	61.2	63.2	64.1	60.1					
Top Speed [km/h]	64.8	64.8	62.6	61.9	63.0	64.3	65.4	62.9					
Avg. Dist. to Rail [m]	1.3	1.0	0.2	0.2	0.7	1.4	3.4	5.4					
Avg. Stride Freq. [Hz]	2.3	2.3	2.3	2.2	2.3	2.4	2.4	2.3					
Avg. Stride Length [m]	6.2	7.5	7.6	7.5	7.4	7.5	7.5	7.4					





Horse/Jockey Name	Texas Fireball
Final Rank	10
Fastest Section Time (Section)	0:11.12 (400m)
Top Speed [km/h] (Section)	66.4 (400m)
Race State	Finished

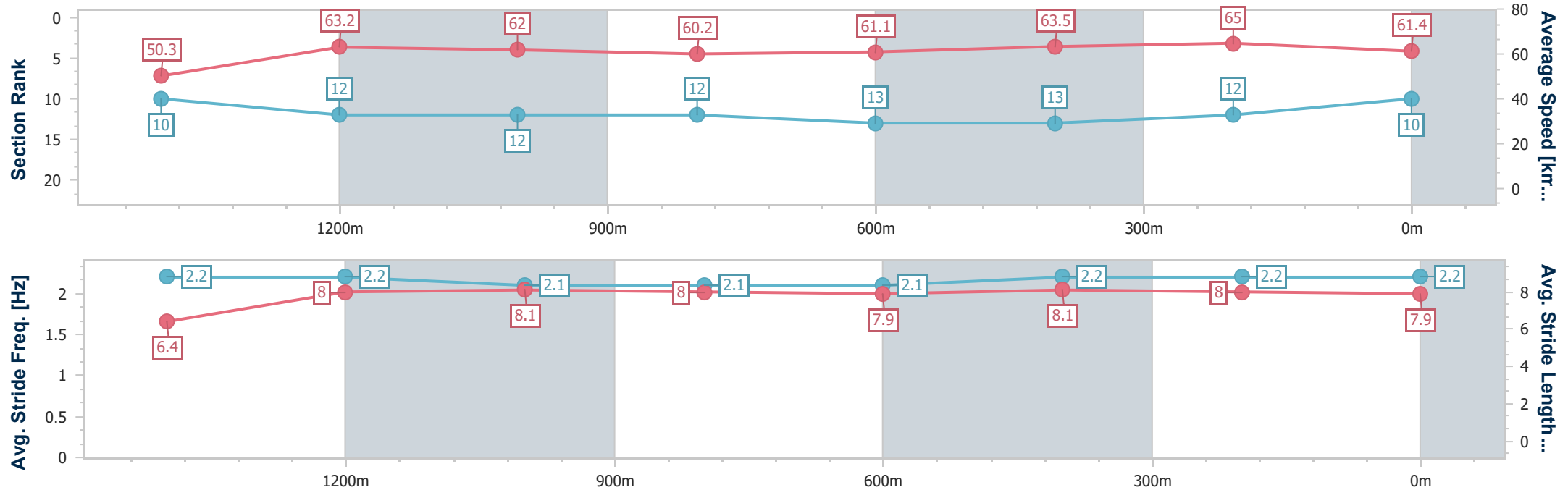


Doomben QLD Professional
Race 5: BECOME A BRC MEMBER BENCHMARK 70 Handicap - 1615m
22 February 2025 - 14:32
Track Rating: Good 4, Weather: Fine, Rail Position: +4m Entire



BRISBANE
RACING CLUB

Section	Overall	1400m	1200m	1000m	800m	600m	400m	200m					
Section Times	1:36.71 [10] (0:15.45)	1:21.26 [10] (0:11.41)	1:09.85 [12] (0:11.65)	0:58.20 [12] (0:12.00)	0:46.20 [12] (0:11.84)	0:34.36 [13] (0:11.49)	0:22.87 [13] (0:11.12)	0:11.75 [12] (0:11.75)					
Average Speed [km/h]	50.3	63.2	62.0	60.2	61.1	63.5	65.0	61.4					
Top Speed [km/h]	63.5	63.8	63.3	62.4	63.8	64.9	66.4	63.8					
Avg. Dist. to Rail [m]	3.9	0.4	1.3	1.3	1.6	2.0	4.6	6.6					
Avg. Stride Freq. [Hz]	2.2	2.2	2.1	2.1	2.1	2.2	2.2	2.2					
Avg. Stride Length [m]	6.4	8.0	8.1	8.0	7.9	8.1	8.0	7.9					





Horse/Jockey Name	All's Fair
Final Rank	11
Fastest Section Time (Section)	0:11.20 (400m)
Top Speed [km/h] (Section)	64.9 (400m)
Race State	Finished

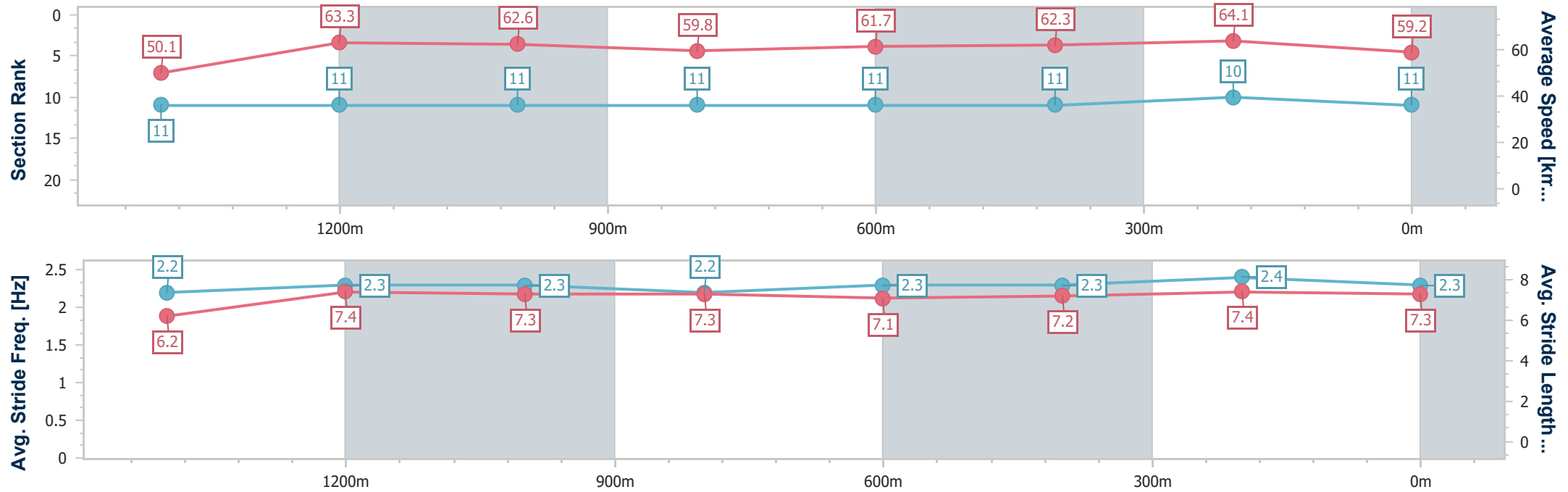


Doomben QLD Professional
Race 5: BECOME A BRC MEMBER BENCHMARK 70 Handicap - 1615m
22 February 2025 - 14:32
Track Rating: Good 4, Weather: Fine, Rail Position: +4m Entire



BRISBANE
RACING CLUB

Section	Overall	1400m	1200m	1000m	800m	600m	400m	200m					
Section Times	1:37.00 [11] (0:15.46)	1:21.54 [11] (0:11.36)	1:10.18 [11] (0:11.51)	0:58.67 [11] (0:12.06)	0:46.61 [11] (0:11.67)	0:34.94 [11] (0:11.56)	0:23.38 [11] (0:11.20)	0:12.18 [10] (0:12.18)					
Average Speed [km/h]	50.1	63.3	62.6	59.8	61.7	62.3	64.1	59.2					
Top Speed [km/h]	64.3	64.1	64.2	62.0	63.3	63.5	64.9	63.2					
Avg. Dist. to Rail [m]	1.9	0.4	1.0	0.8	0.2	0.3	1.8	4.5					
Avg. Stride Freq. [Hz]	2.2	2.3	2.3	2.2	2.3	2.3	2.4	2.3					
Avg. Stride Length [m]	6.2	7.4	7.3	7.3	7.1	7.2	7.4	7.3					





Horse/Jockey Name	Trifling
Final Rank	12
Fastest Section Time (Section)	0:11.35 (1400m)
Top Speed [km/h] (Section)	65.6 (400m)
Race State	Finished

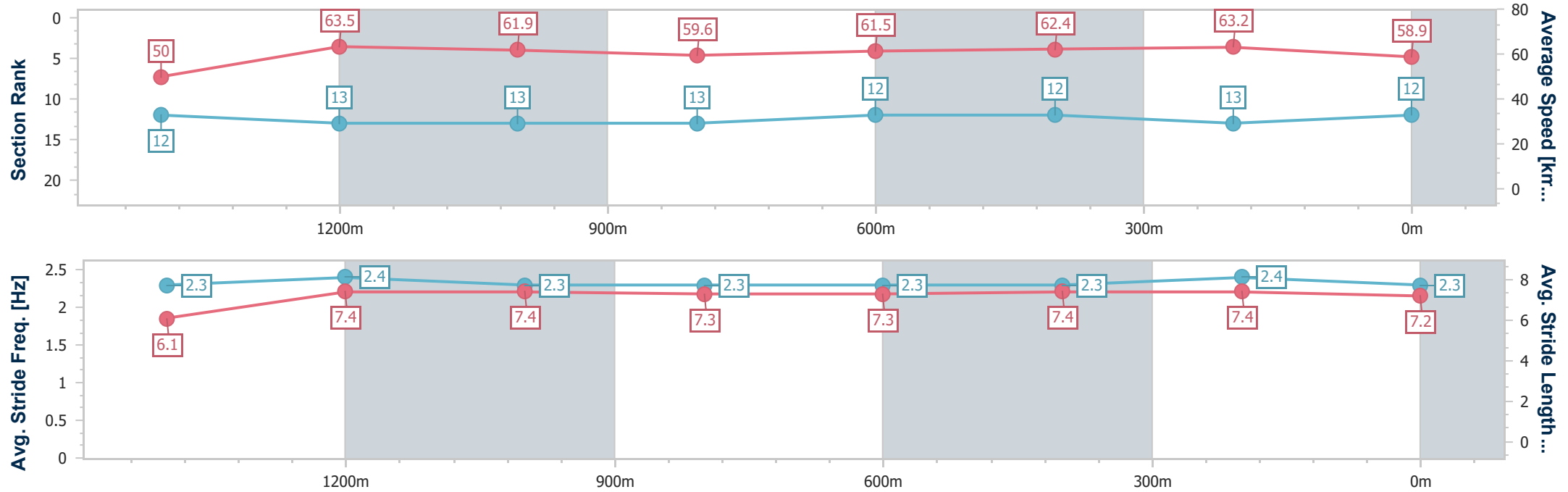


Doomben QLD Professional
Race 5: BECOME A BRC MEMBER BENCHMARK 70 Handicap - 1615m
22 February 2025 - 14:32
Track Rating: Good 4, Weather: Fine, Rail Position: +4m Entire



BRISBANE
RACING CLUB

Section	Overall	1400m	1200m	1000m	800m	600m	400m	200m					
Section Times	1:37.35 [12] (0:15.53)	1:21.82 [12] (0:11.35)	1:10.47 [13] (0:11.67)	0:58.80 [13] (0:12.04)	0:46.76 [13] (0:11.74)	0:35.02 [12] (0:11.47)	0:23.55 [12] (0:11.35)	0:12.20 [13] (0:12.20)					
Average Speed [km/h]	50.0	63.5	61.9	59.6	61.5	62.4	63.2	58.9					
Top Speed [km/h]	63.8	64.1	63.9	62.7	64.0	63.7	65.6	61.4					
Avg. Dist. to Rail [m]	4.6	0.8	1.7	0.8	0.2	0.7	0.8	1.3					
Avg. Stride Freq. [Hz]	2.3	2.4	2.3	2.3	2.3	2.3	2.4	2.3					
Avg. Stride Length [m]	6.1	7.4	7.4	7.3	7.3	7.4	7.4	7.2					





Horse/Jockey Name	Lionel
Final Rank	13
Fastest Section Time (Section)	0:11.37 (600m)
Top Speed [km/h] (Section)	64.8 (600m)
Race State	Finished

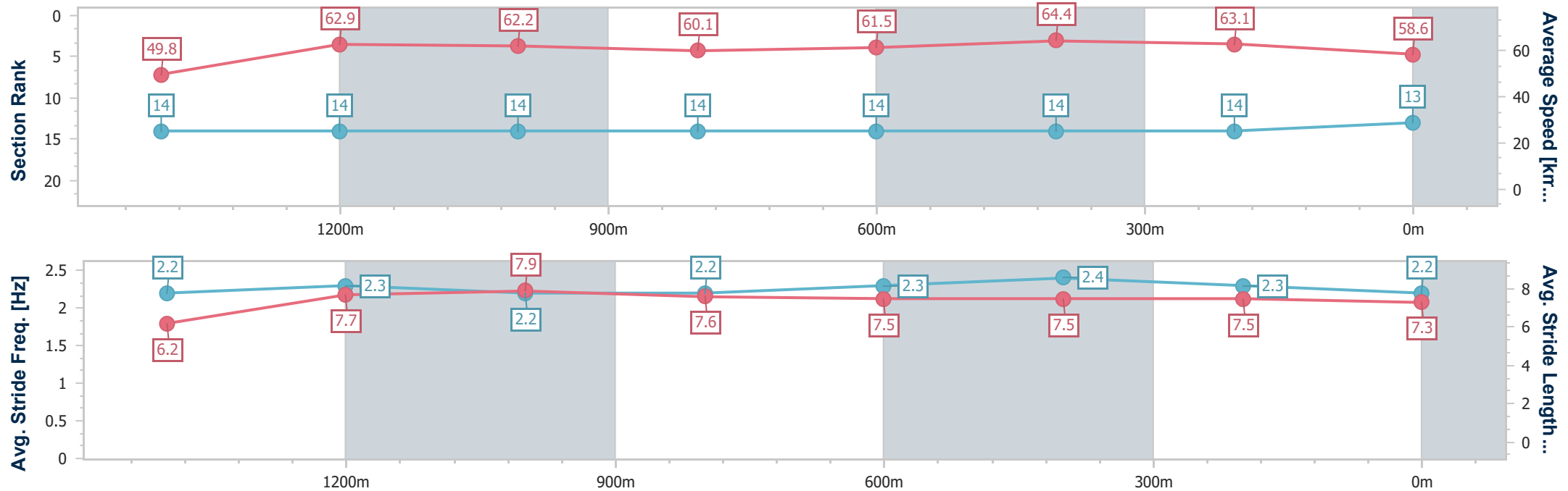


Doomben QLD Professional
Race 5: BECOME A BRC MEMBER BENCHMARK 70 Handicap - 1615m
22 February 2025 - 14:32
Track Rating: Good 4, Weather: Fine, Rail Position: +4m Entire



BRISBANE
RACING CLUB

Section	Overall	1400m	1200m	1000m	800m	600m	400m	200m					
Section Times	1:37.68 [13] (0:15.61)	1:22.07 [14] (0:11.54)	1:10.53 [14] (0:11.58)	0:58.95 [14] (0:12.02)	0:46.93 [14] (0:11.81)	0:35.12 [14] (0:11.37)	0:23.75 [14] (0:11.44)	0:12.31 [14] (0:12.31)					
Average Speed [km/h]	49.8	62.9	62.2	60.1	61.5	64.4	63.1	58.6					
Top Speed [km/h]	63.4	64.1	63.9	62.6	64.4	64.8	64.5	61.8					
Avg. Dist. to Rail [m]	4.5	1.1	1.8	1.8	1.8	2.4	4.0	4.9					
Avg. Stride Freq. [Hz]	2.2	2.3	2.2	2.2	2.3	2.4	2.3	2.2					
Avg. Stride Length [m]	6.2	7.7	7.9	7.6	7.5	7.5	7.5	7.3					





Horse/Jockey Name	Brentwood
Final Rank	14
Fastest Section Time (Section)	0:10.96 (1400m)
Top Speed [km/h] (Section)	67.9 (Overall)
Race State	Finished

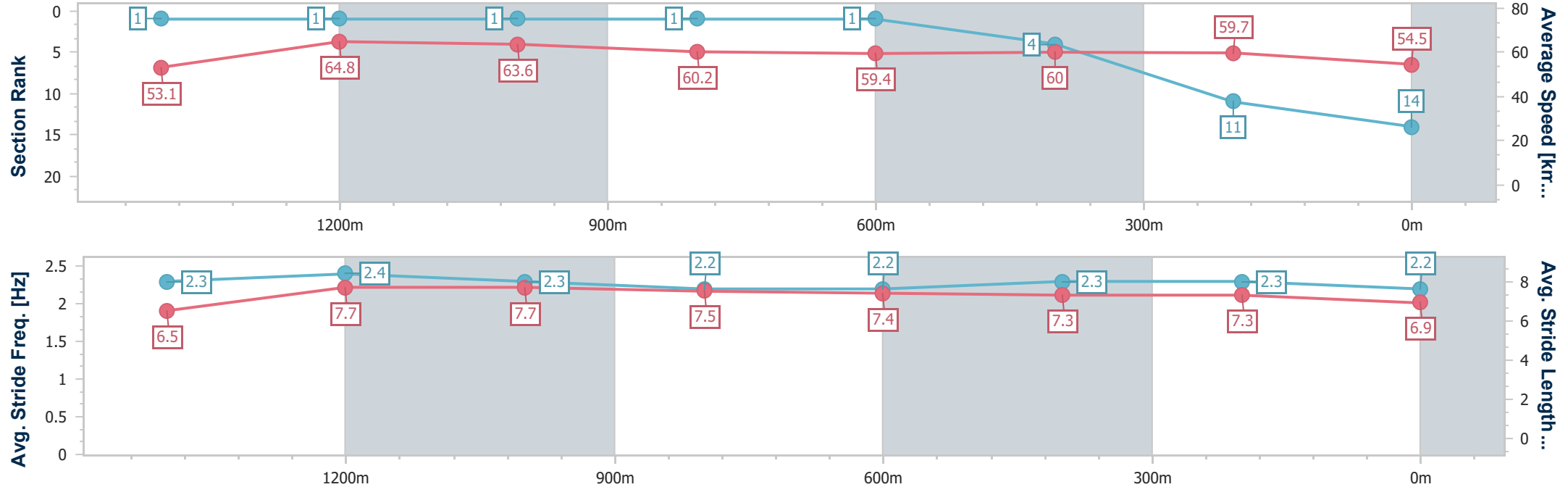


Doomben QLD Professional
Race 5: BECOME A BRC MEMBER BENCHMARK 70 Handicap - 1615m
22 February 2025 - 14:32
Track Rating: Good 4, Weather: Fine, Rail Position: +4m Entire



BRISBANE
RACING CLUB

Section	Overall	1400m	1200m	1000m	800m	600m	400m	200m					
Section Times	1:38.08 [14] (0:14.55)	1:23.53 [1] (0:10.96)	1:12.57 [1] (0:11.36)	1:01.21 [1] (0:11.92)	0:49.29 [1] (0:12.14)	0:37.15 [1] (0:11.92)	0:25.23 [4] (0:12.03)	0:13.20 [11] (0:13.20)					
Average Speed [km/h]	53.1	64.8	63.6	60.2	59.4	60.0	59.7	54.5					
Top Speed [km/h]	67.9	67.2	64.1	61.5	60.2	60.6	60.3	58.8					
Avg. Dist. to Rail [m]	4.4	2.0	1.1	0.6	0.1	0.6	1.0	0.4					
Avg. Stride Freq. [Hz]	2.3	2.4	2.3	2.2	2.2	2.3	2.3	2.2					
Avg. Stride Length [m]	6.5	7.7	7.7	7.5	7.4	7.3	7.3	6.9					





Doomben QLD Professional
Race 6: XXXX BENCHMARK 78 Handicap - 1200m

22 February 2025 - 15:10



BRISBANE
RACING CLUB

Track Rating: Good 4, Weather: Fine, Rail Position: +4m Entire

Section						Overall	1000m	800m	600m	400m	200m	Last 600m		
Field Times						1:08.96 (0:13.03)	0:55.93 (0:10.53)	0:45.40 (0:11.18)	0:34.22 (0:11.47)	0:22.75 (0:10.94)	0:11.81 (0:11.81)	0:34.22		
Rank	TAB	Horse/Jockey	Barrier	Top Speed [km/h]	Fastest Section								Margin	Distance Travelled [m]
1	10	HE'S HEAVEN	9	70.5	0:10.43	1:08.96 [1]	0:55.77 [5]	0:45.34 [2]	0:34.22 [1]	0:22.75 [1]	0:11.81 [1]	1:08.96	0:34.22	
		Samantha Collett		1000m	1000m	(0:13.19)	(0:10.43)	(0:11.12)	(0:11.47)	(0:10.94)	(0:11.81)			
2	3	BEAUX RUMBLE	6	68.9	0:10.61	1:09.08 [2]	0:55.91 [3]	0:45.30 [4]	0:34.13 [4]	0:22.72 [4]	0:11.75 [2]	0.75L	0:34.13	+1
		Cody Collis		1000m	1000m	(0:13.17)	(0:10.61)	(0:11.17)	(0:11.41)	(0:10.97)	(0:11.75)			
3	6	MINTAKA LAD	4	69.6	0:10.61	1:09.09 [3]	0:55.53 [8]	0:44.92 [7]	0:33.85 [7]	0:22.55 [5]	0:11.66 [3]	0.81L	0:33.85	+2
		Noel Callow		1000m	1000m	(0:13.56)	(0:10.61)	(0:11.07)	(0:11.30)	(0:10.89)	(0:11.66)			
4	14	TRACK TALE	1	69.0	0:10.71	1:09.32 [4]	0:56.00 [6]	0:45.29 [6]	0:34.20 [5]	0:22.74 [6]	0:11.67 [6]	2.14L	0:34.20	-4
		Ryan Wiggins		1000m	1000m	(0:13.32)	(0:10.71)	(0:11.09)	(0:11.46)	(0:11.07)	(0:11.67)			
5	11	ZOUPERB	11	68.6	0:10.72	1:09.34 [5]	0:55.74 [9]	0:45.02 [9]	0:33.96 [9]	0:22.61 [9]	0:11.69 [7]	2.26L	0:33.96	+6
		Kyle Wilson-Taylor		1000m	1000m	(0:13.60)	(0:10.72)	(0:11.06)	(0:11.35)	(0:10.92)	(0:11.69)			
6	12	READY FOR ANYTHING	12	68.4	0:10.83	1:09.36 [6]	0:55.07 [15]	0:44.24 [13]	0:33.35 [14]	0:22.21 [14]	0:11.17 [15]	2.37L	0:33.35	+1
		Damien Thornton		800m	1000m	(0:14.29)	(0:10.83)	(0:10.89)	(0:11.14)	(0:11.04)	(0:11.17)			
7	15	SHOT OF WHISKEY	5	68.6	0:10.77	1:09.42 [7]	0:56.24 [4]	0:45.47 [5]	0:34.17 [8]	0:22.71 [8]	0:11.81 [5]	2.71L	0:34.17	-4
		Boris Thornton		1000m	1000m	(0:13.18)	(0:10.77)	(0:11.30)	(0:11.46)	(0:10.90)	(0:11.81)			
8	16	MOUNT FUJI	2	71.1	0:10.66	1:09.46 [8]	0:55.94 [7]	0:45.28 [8]	0:34.24 [6]	0:22.76 [7]	0:11.77 [8]	2.98L	0:34.24	-4
		Nikita Beriman		Overall	1000m	(0:13.52)	(0:10.66)	(0:11.04)	(0:11.48)	(0:10.99)	(0:11.77)			
9	7	STANDING ORDER	3	67.6	0:10.67	1:09.66 [9]	0:55.52 [13]	0:44.52 [14]	0:33.85 [13]	0:22.77 [11]	0:11.74 [10]	4.12L	0:33.85	-6
		Jag Guthmann-Chester		800m	800m	(0:14.14)	(0:11.00)	(0:10.67)	(0:11.08)	(0:11.03)	(0:11.74)			
10	5	HURTS SO GOOD	8	68.5	0:10.83	1:09.75 [10]	0:56.09 [10]	0:45.26 [11]	0:34.21 [11]	0:22.77 [12]	0:11.82 [11]	4.67L	0:34.21	+4
		Emily Lang		1000m	1000m	(0:13.66)	(0:10.83)	(0:11.05)	(0:11.44)	(0:10.95)	(0:11.82)			

Scratched: Sailor's Secret (#2), Patton (#9)

Report Created: Sat 22 February 2025 15:25 GMT+ (Note: Timing is based on position data)

Page 1/17

[] Ranking at each section and finish
-:-:- No data available at this section
NA No data available

SCN Saddle cloth number
DNF Did not finish
DNT Did not track

data processed by  TRIPLESDATA



Doomben QLD Professional
Race 6: XXXX BENCHMARK 78 Handicap - 1200m
22 February 2025 - 15:10



Track Rating: Good 4, Weather: Fine, Rail Position: +4m Entire

Section					Overall	1000m	800m	600m	400m	200m	Last 600m			
Field Times					1:08.96 (0:13.03)	0:55.93 (0:10.53)	0:45.40 (0:11.18)	0:34.22 (0:11.47)	0:22.75 (0:10.94)	0:11.81 (0:11.81)	0:34.22			
Rank	TAB	Horse/Jockey	Barrier	Top Speed [km/h]	Fastest Section							Margin	Distance Travelled [m]	
11	4	DAYTONA	10	68.4	0:10.84	1:09.76 [11]	0:55.73 [12]	0:44.89 [12]	0:33.96 [12]	0:22.74 [13]	0:11.80 [12]	4.74L	0:33.96	+2
		Angela Jones		1000m	1000m	(0:14.03)	(0:10.84)	(0:10.93)	(0:11.22)	(0:10.94)	(0:11.80)			
12	8	AMORE VELOCE	13	71.1	0:10.53	1:09.95 [12]	0:56.92 [1]	0:46.39 [1]	0:35.16 [2]	0:23.64 [3]	0:12.34 [4]	5.84L	0:35.16	+0
		Bailey Wheeler		1000m	1000m	(0:13.03)	(0:10.53)	(0:11.23)	(0:11.52)	(0:11.30)	(0:12.34)			
13	1	MAXIMUM VORTEX	7	69.7	0:10.55	1:09.95 [13]	0:56.84 [2]	0:46.29 [3]	0:35.14 [3]	0:23.65 [2]	0:12.22 [9]	5.86L	0:35.14	-6
		Siena Grima		1000m	1000m	(0:13.11)	(0:10.55)	(0:11.15)	(0:11.49)	(0:11.43)	(0:12.22)			
14	13	HELLISH	15	70.6	0:10.69	1:10.04 [14]	0:56.31 [11]	0:45.62 [10]	0:34.60 [10]	0:23.19 [10]	0:12.08 [13]	6.39L	0:34.60	-3
		Justin Stanley		Overall	1000m	(0:13.73)	(0:10.69)	(0:11.02)	(0:11.41)	(0:11.11)	(0:12.08)			
15	17	REDZOUST	16	67.9	0:10.82	1:10.12 [15]	0:55.87 [14]	0:44.89 [15]	0:34.01 [15]	0:22.91 [15]	0:12.09 [14]	6.86L	0:34.01	-2
		Martin Harley		400m	400m	(0:14.25)	(0:10.98)	(0:10.88)	(0:11.10)	(0:10.82)	(0:12.09)			

Scratched: Sailor's Secret (#2), Patton (#9)



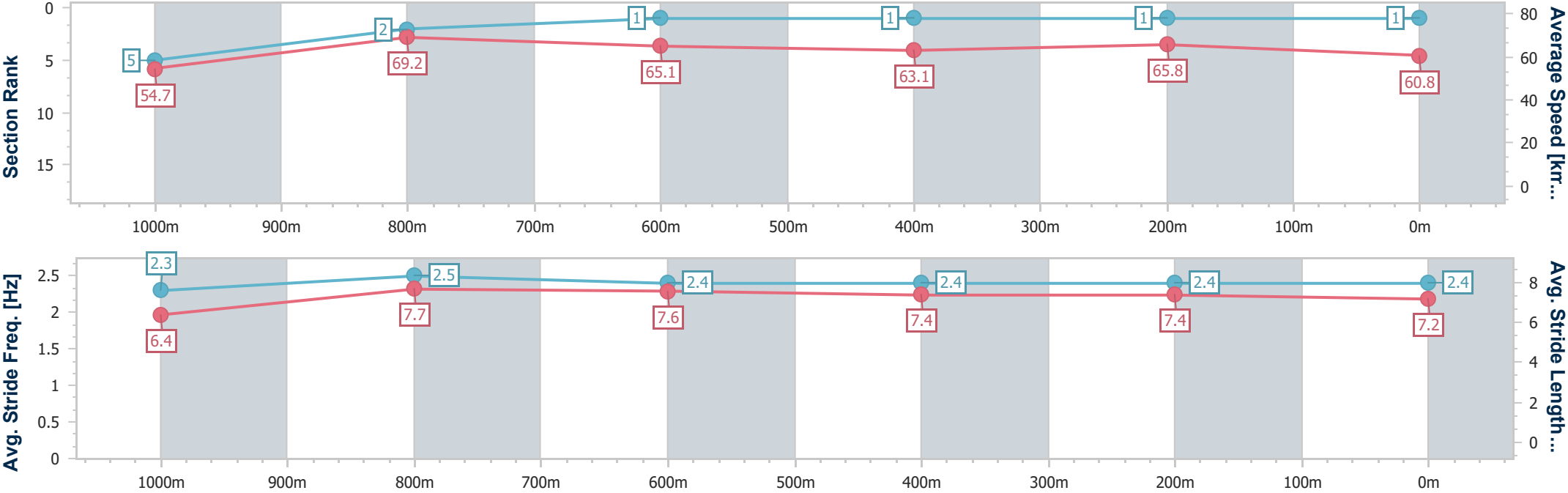
Horse/Jockey Name	He's Heaven
Final Rank	1
Fastest Section Time (Section)	0:10.43 (1000m)
Top Speed [km/h] (Section)	70.5 (1000m)
Race State	Finished



Doomben QLD Professional
Race 6: XXXX BENCHMARK 78 Handicap - 1200m
22 February 2025 - 15:10
Track Rating: Good 4, Weather: Fine, Rail Position: +4m Entire



Section	Overall	1000m	800m	600m	400m	200m							
Section Times	1:08.96 [1] (0:13.19)	0:55.77 [5] (0:10.43)	0:45.34 [2] (0:11.12)	0:34.22 [1] (0:11.47)	0:22.75 [1] (0:10.94)	0:11.81 [1] (0:11.81)							
Average Speed [km/h]	54.7	69.2	65.1	63.1	65.8	60.8							
Top Speed [km/h]	69.5	70.5	67.5	64.0	68.2	64.3							
Avg. Dist. to Rail [m]	6.6	2.9	0.5	1.2	0.7	1.8							
Avg. Stride Freq. [Hz]	2.3	2.5	2.4	2.4	2.4	2.4							
Avg. Stride Length [m]	6.4	7.7	7.6	7.4	7.4	7.2							





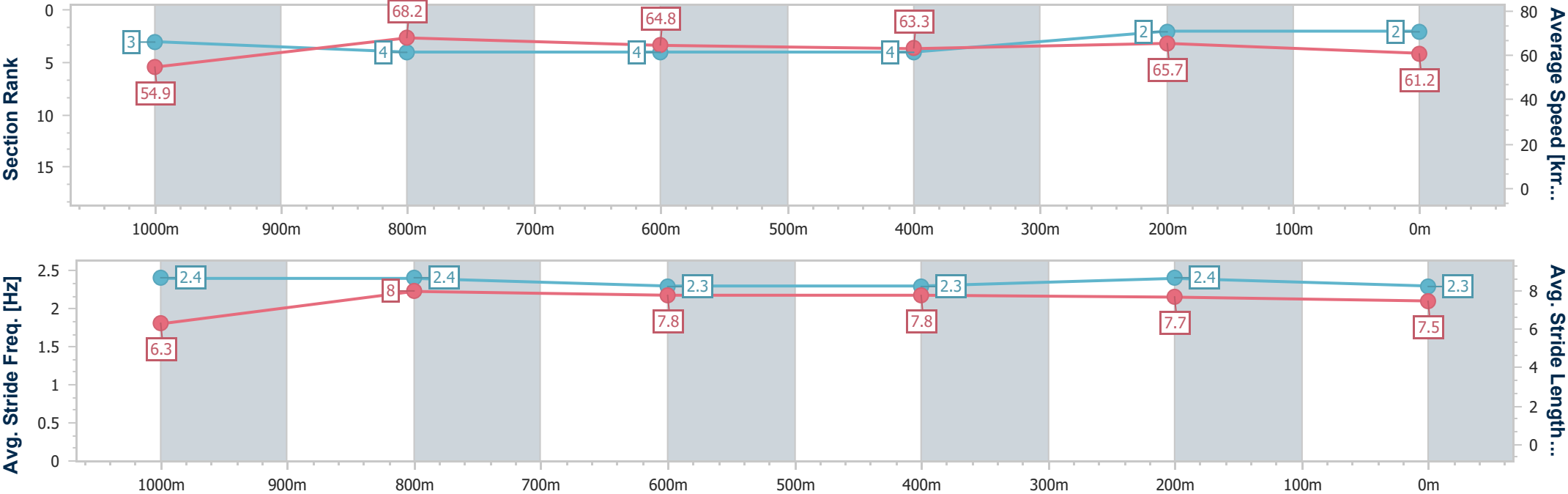
Horse/Jockey Name	Beaux Rumble
Final Rank	2
Fastest Section Time (Section)	0:10.61 (1000m)
Top Speed [km/h] (Section)	68.9 (1000m)
Race State	Finished



Doomben QLD Professional
Race 6: XXXX BENCHMARK 78 Handicap - 1200m
22 February 2025 - 15:10
Track Rating: Good 4, Weather: Fine, Rail Position: +4m Entire



Section	Overall	1000m	800m	600m	400m	200m							
Section Times	1:09.08 [2] (0:13.17)	0:55.91 [3] (0:10.61)	0:45.30 [4] (0:11.17)	0:34.13 [4] (0:11.41)	0:22.72 [4] (0:10.97)	0:11.75 [2] (0:11.75)							
Average Speed [km/h]	54.9	68.2	64.8	63.3	65.7	61.2							
Top Speed [km/h]	67.9	68.9	68.0	64.7	67.1	64.2							
Avg. Dist. to Rail [m]	4.5	1.8	1.8	0.7	0.5	0.5							
Avg. Stride Freq. [Hz]	2.4	2.4	2.3	2.3	2.4	2.3							
Avg. Stride Length [m]	6.3	8.0	7.8	7.8	7.7	7.5							





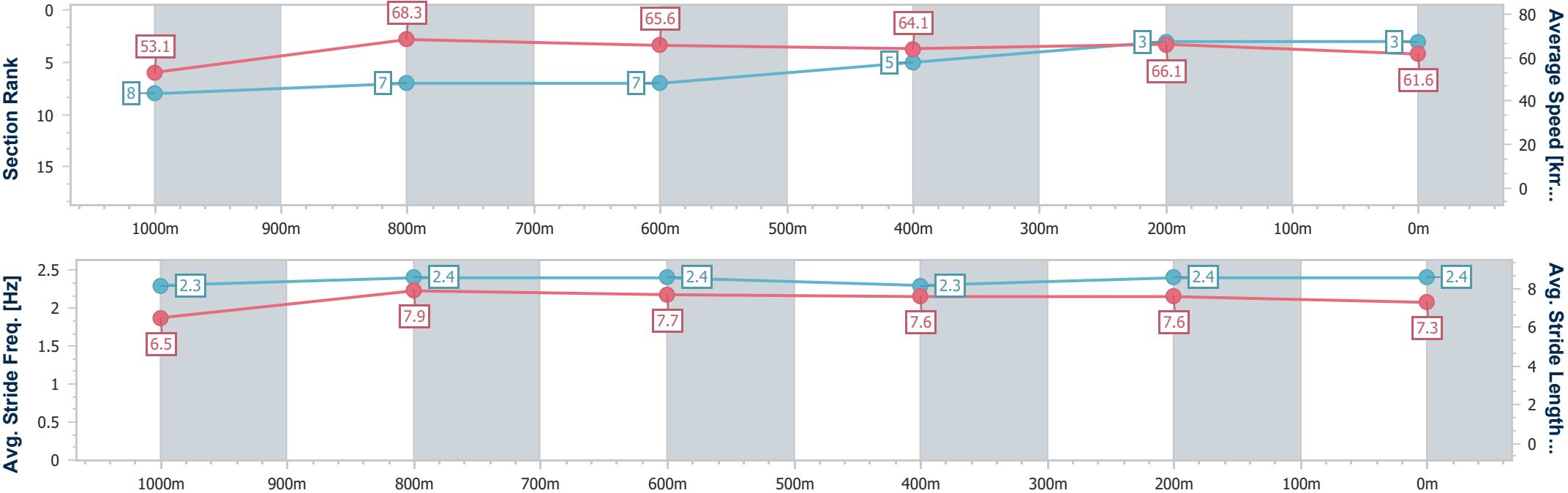
Horse/Jockey Name	Mintaka Lad
Final Rank	3
Fastest Section Time (Section)	0:10.61 (1000m)
Top Speed [km/h] (Section)	69.6 (1000m)
Race State	Finished



Doomben QLD Professional
Race 6: XXXX BENCHMARK 78 Handicap - 1200m
22 February 2025 - 15:10
Track Rating: Good 4, Weather: Fine, Rail Position: +4m Entire



Section	Overall	1000m	800m	600m	400m	200m							
Section Times	1:09.09 [3] (0:13.56)	0:55.53 [8] (0:10.61)	0:44.92 [7] (0:11.07)	0:33.85 [7] (0:11.30)	0:22.55 [5] (0:10.89)	0:11.66 [3] (0:11.66)							
Average Speed [km/h]	53.1	68.3	65.6	64.1	66.1	61.6							
Top Speed [km/h]	69.0	69.6	67.5	66.0	67.7	65.9							
Avg. Dist. to Rail [m]	2.7	1.6	2.4	1.0	0.9	1.6							
Avg. Stride Freq. [Hz]	2.3	2.4	2.4	2.3	2.4	2.4							
Avg. Stride Length [m]	6.5	7.9	7.7	7.6	7.6	7.3							





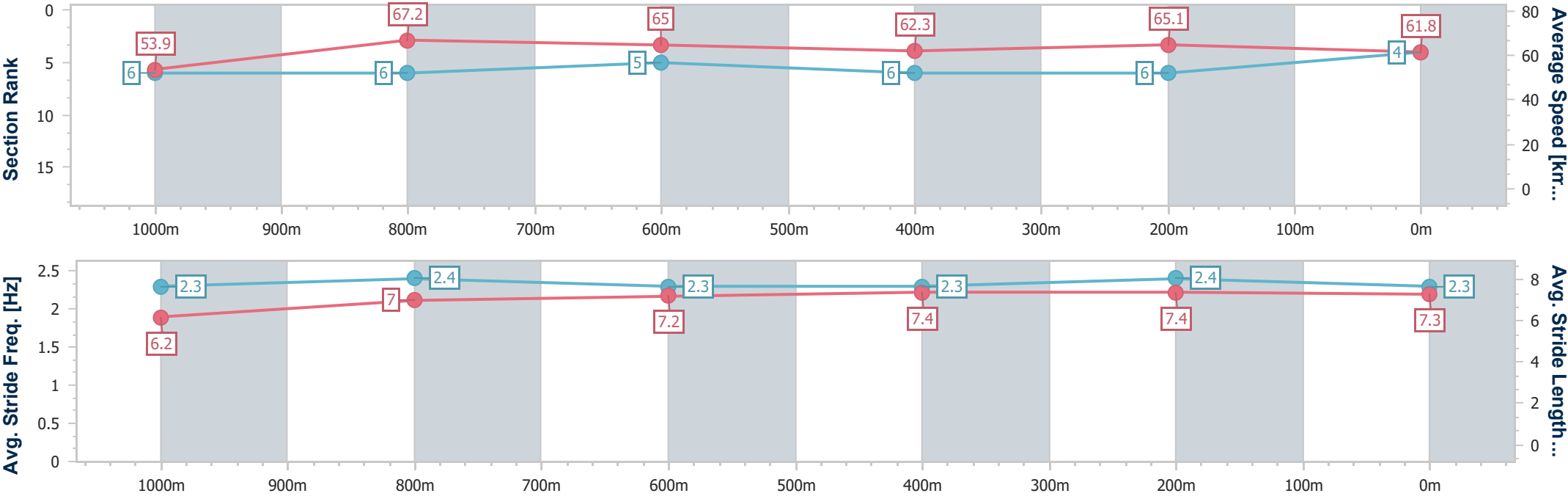
Horse/Jockey Name	Track Tale
Final Rank	4
Fastest Section Time (Section)	0:10.71 (1000m)
Top Speed [km/h] (Section)	69.0 (1000m)
Race State	Finished



Doomben QLD Professional
Race 6: XXXX BENCHMARK 78 Handicap - 1200m
22 February 2025 - 15:10
Track Rating: Good 4, Weather: Fine, Rail Position: +4m Entire



Section	Overall	1000m	800m	600m	400m	200m							
Section Times	1:09.32 [4] (0:13.32)	0:56.00 [6] (0:10.71)	0:45.29 [6] (0:11.09)	0:34.20 [5] (0:11.46)	0:22.74 [6] (0:11.07)	0:11.67 [6] (0:11.67)							
Average Speed [km/h]	53.9	67.2	65.0	62.3	65.1	61.8							
Top Speed [km/h]	67.6	69.0	67.2	63.6	66.2	64.7							
Avg. Dist. to Rail [m]	0.6	0.3	0.5	0.6	0.8	0.8							
Avg. Stride Freq. [Hz]	2.3	2.4	2.3	2.3	2.4	2.3							
Avg. Stride Length [m]	6.2	7.0	7.2	7.4	7.4	7.3							





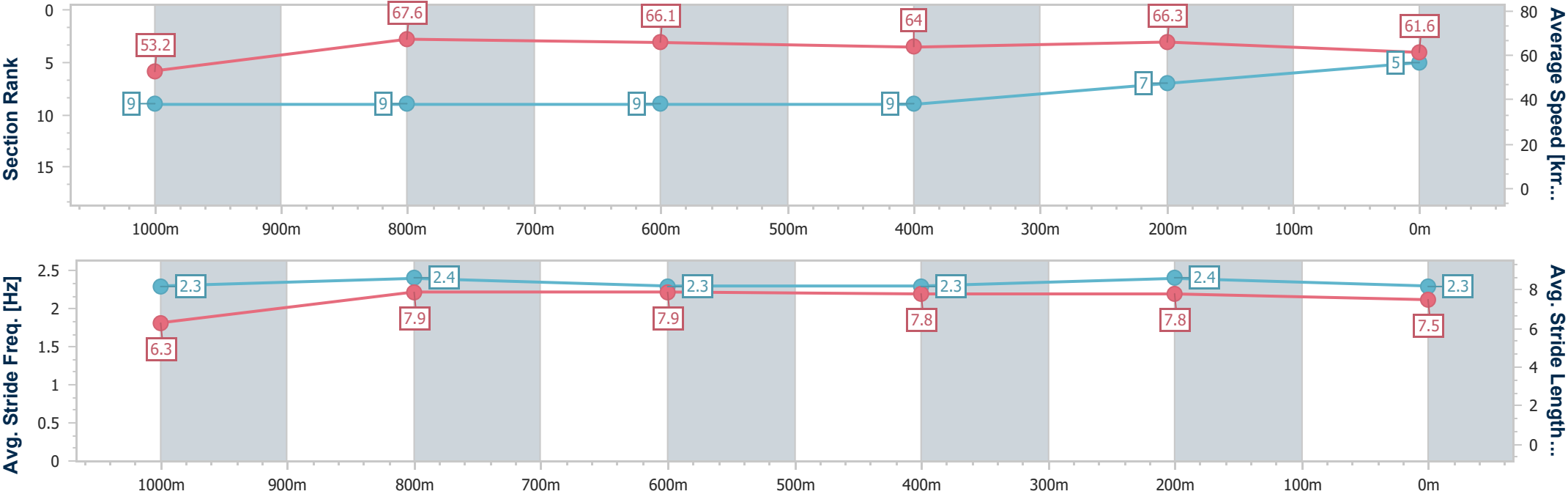
Horse/Jockey Name	Zouperb
Final Rank	5
Fastest Section Time (Section)	0:10.72 (1000m)
Top Speed [km/h] (Section)	68.6 (1000m)
Race State	Finished



Doomben QLD Professional
Race 6: XXXX BENCHMARK 78 Handicap - 1200m
22 February 2025 - 15:10
Track Rating: Good 4, Weather: Fine, Rail Position: +4m Entire



Section	Overall	1000m	800m	600m	400m	200m							
Section Times	1:09.34 [5] (0:13.60)	0:55.74 [9] (0:10.72)	0:45.02 [9] (0:11.06)	0:33.96 [9] (0:11.35)	0:22.61 [9] (0:10.92)	0:11.69 [7] (0:11.69)							
Average Speed [km/h]	53.2	67.6	66.1	64.0	66.3	61.6							
Top Speed [km/h]	67.7	68.6	67.8	65.4	67.1	64.4							
Avg. Dist. to Rail [m]	8.2	3.0	2.8	2.1	2.2	2.4							
Avg. Stride Freq. [Hz]	2.3	2.4	2.3	2.3	2.4	2.3							
Avg. Stride Length [m]	6.3	7.9	7.9	7.8	7.8	7.5							





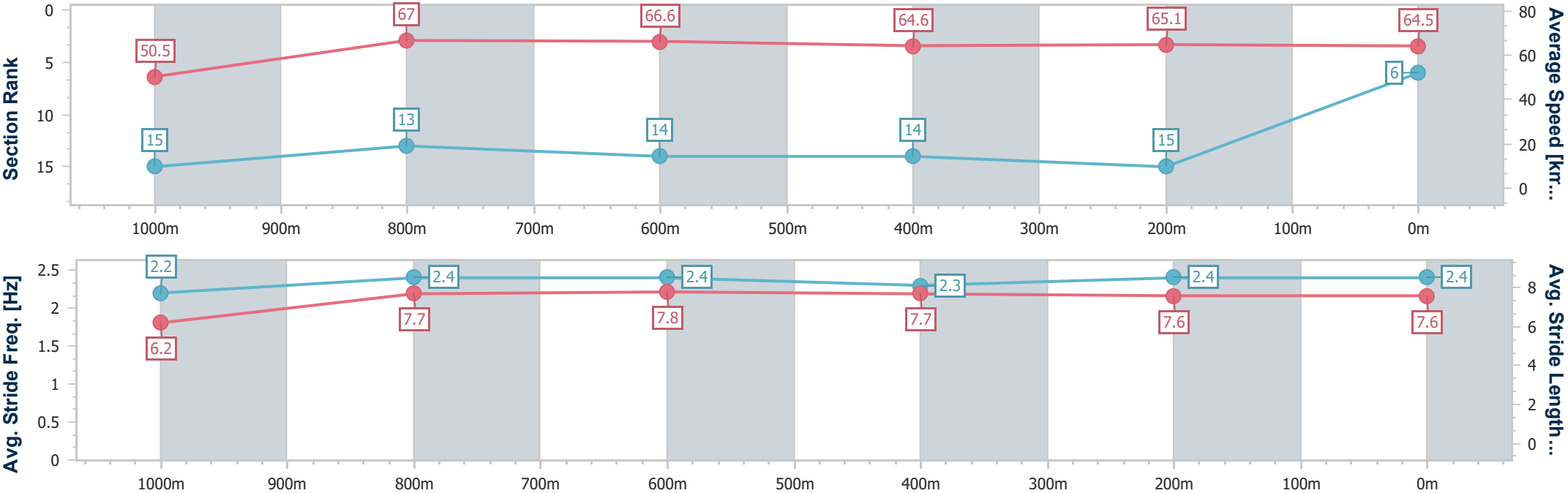
Horse/Jockey Name	Ready For Anything
Final Rank	6
Fastest Section Time (Section)	0:10.83 (1000m)
Top Speed [km/h] (Section)	68.4 (800m)
Race State	Finished



Doomben QLD Professional
Race 6: XXXX BENCHMARK 78 Handicap - 1200m
22 February 2025 - 15:10
Track Rating: Good 4, Weather: Fine, Rail Position: +4m Entire



Section	Overall	1000m	800m	600m	400m	200m							
Section Times	1:09.36 [6] (0:14.29)	0:55.07 [15] (0:10.83)	0:44.24 [13] (0:10.89)	0:33.35 [14] (0:11.14)	0:22.21 [14] (0:11.04)	0:11.17 [15] (0:11.17)							
Average Speed [km/h]	50.5	67.0	66.6	64.6	65.1	64.5							
Top Speed [km/h]	67.4	68.0	68.4	66.1	66.2	65.6							
Avg. Dist. to Rail [m]	7.1	2.4	1.3	0.7	1.5	3.9							
Avg. Stride Freq. [Hz]	2.2	2.4	2.4	2.3	2.4	2.4							
Avg. Stride Length [m]	6.2	7.7	7.8	7.7	7.6	7.6							





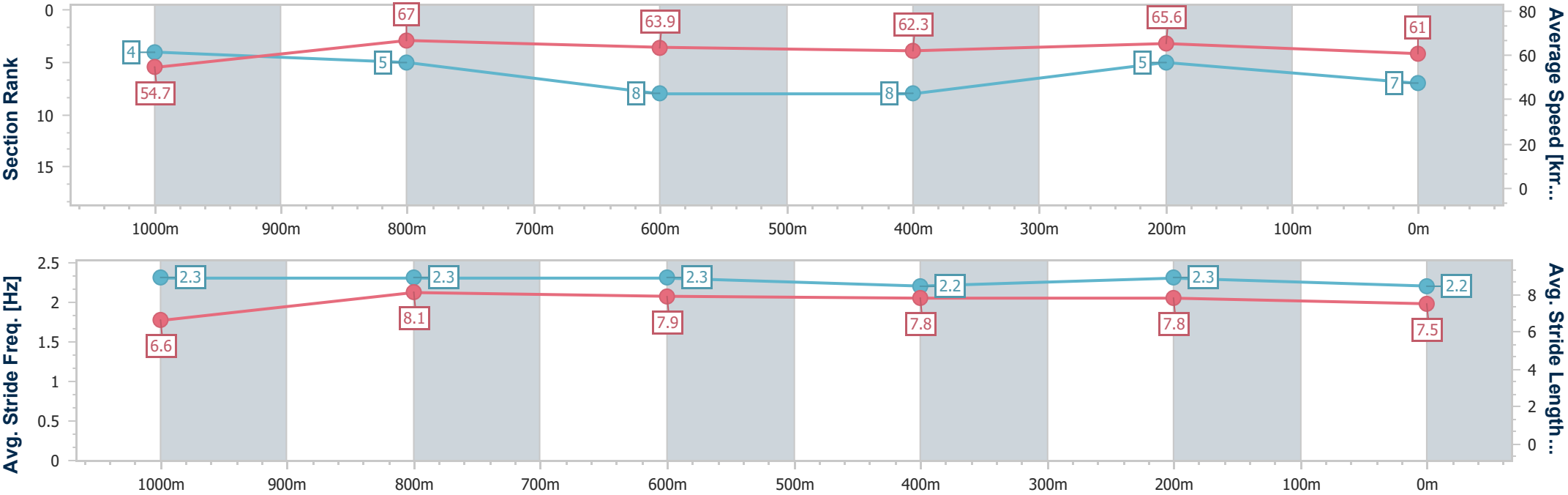
Horse/Jockey Name	Shot Of Whiskey
Final Rank	7
Fastest Section Time (Section)	0:10.77 (1000m)
Top Speed [km/h] (Section)	68.6 (1000m)
Race State	Finished



Doomben QLD Professional
Race 6: XXXX BENCHMARK 78 Handicap - 1200m
22 February 2025 - 15:10
Track Rating: Good 4, Weather: Fine, Rail Position: +4m Entire



Section	Overall	1000m	800m	600m	400m	200m							
Section Times	1:09.42 [7] (0:13.18)	0:56.24 [4] (0:10.77)	0:45.47 [5] (0:11.30)	0:34.17 [8] (0:11.46)	0:22.71 [8] (0:10.90)	0:11.81 [5] (0:11.81)							
Average Speed [km/h]	54.7	67.0	63.9	62.3	65.6	61.0							
Top Speed [km/h]	68.0	68.6	66.2	64.5	66.7	64.7							
Avg. Dist. to Rail [m]	3.5	1.7	0.6	1.4	2.4	1.1							
Avg. Stride Freq. [Hz]	2.3	2.3	2.3	2.2	2.3	2.2							
Avg. Stride Length [m]	6.6	8.1	7.9	7.8	7.8	7.5							





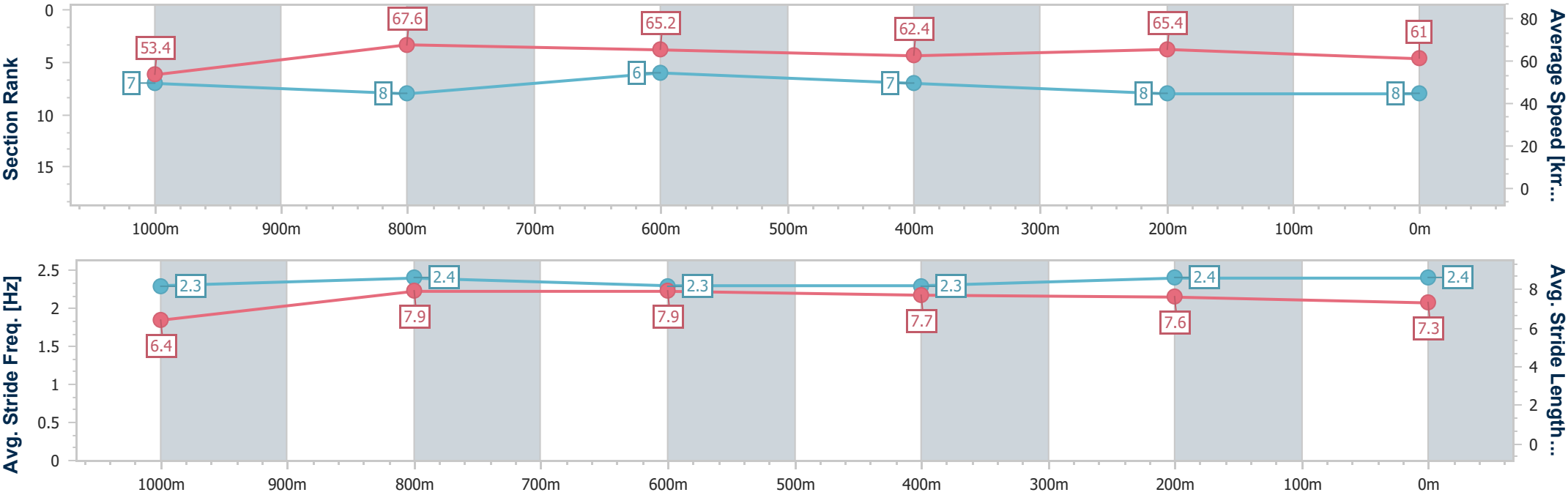
Horse/Jockey Name	Mount Fuji
Final Rank	8
Fastest Section Time (Section)	0:10.66 (1000m)
Top Speed [km/h] (Section)	71.1 (Overall)
Race State	Finished



Doomben QLD Professional
Race 6: XXXX BENCHMARK 78 Handicap - 1200m
22 February 2025 - 15:10
Track Rating: Good 4, Weather: Fine, Rail Position: +4m Entire



Section	Overall	1000m	800m	600m	400m	200m							
Section Times	1:09.46 [8] (0:13.52)	0:55.94 [7] (0:10.66)	0:45.28 [8] (0:11.04)	0:34.24 [6] (0:11.48)	0:22.76 [7] (0:10.99)	0:11.77 [8] (0:11.77)							
Average Speed [km/h]	53.4	67.6	65.2	62.4	65.4	61.0							
Top Speed [km/h]	71.1	70.9	66.8	64.1	66.6	64.2							
Avg. Dist. to Rail [m]	0.9	0.5	0.2	1.0	1.0	0.5							
Avg. Stride Freq. [Hz]	2.3	2.4	2.3	2.3	2.4	2.4							
Avg. Stride Length [m]	6.4	7.9	7.9	7.7	7.6	7.3							





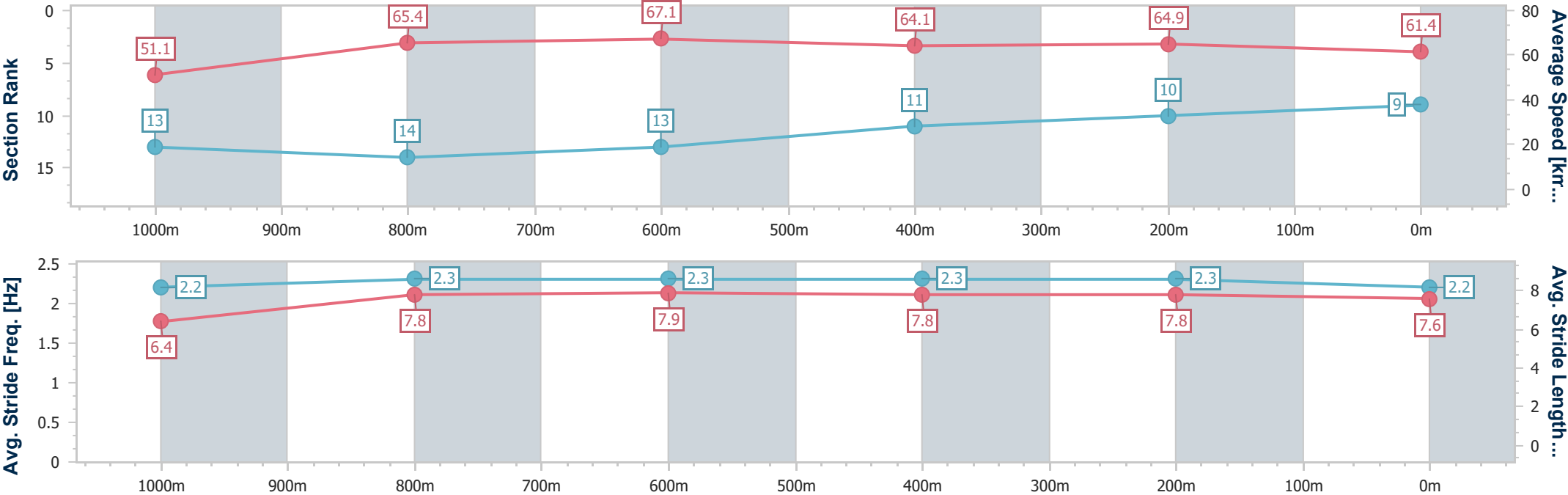
Horse/Jockey Name	Standing Order
Final Rank	9
Fastest Section Time (Section)	0:10.67 (800m)
Top Speed [km/h] (Section)	67.6 (800m)
Race State	Finished



Doomben QLD Professional
Race 6: XXXX BENCHMARK 78 Handicap - 1200m
22 February 2025 - 15:10
Track Rating: Good 4, Weather: Fine, Rail Position: +4m Entire



Section	Overall	1000m	800m	600m	400m	200m							
Section Times	1:09.66 [9] (0:14.14)	0:55.52 [13] (0:11.00)	0:44.52 [14] (0:10.67)	0:33.85 [13] (0:11.08)	0:22.77 [11] (0:11.03)	0:11.74 [10] (0:11.74)							
Average Speed [km/h]	51.1	65.4	67.1	64.1	64.9	61.4							
Top Speed [km/h]	66.0	66.3	67.6	66.8	65.7	64.5							
Avg. Dist. to Rail [m]	2.1	1.9	1.5	2.0	1.7	0.5							
Avg. Stride Freq. [Hz]	2.2	2.3	2.3	2.3	2.3	2.2							
Avg. Stride Length [m]	6.4	7.8	7.9	7.8	7.8	7.6							





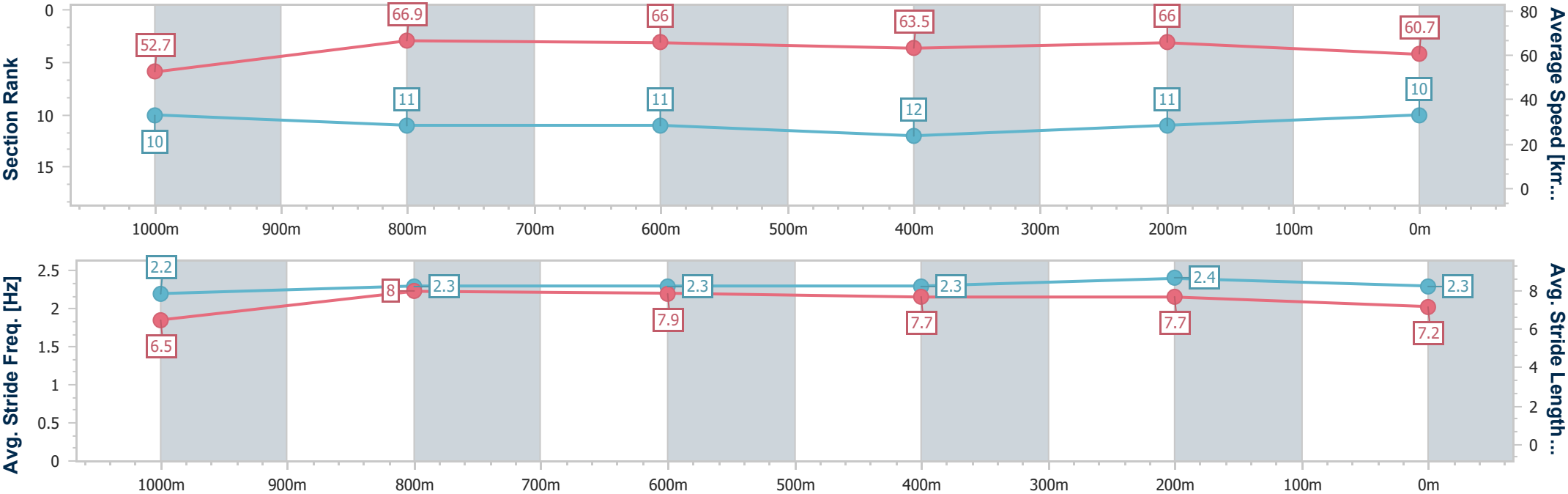
Horse/Jockey Name	Hurts So Good
Final Rank	10
Fastest Section Time (Section)	0:10.83 (1000m)
Top Speed [km/h] (Section)	68.5 (1000m)
Race State	Finished



Doomben QLD Professional
Race 6: XXXX BENCHMARK 78 Handicap - 1200m
22 February 2025 - 15:10
Track Rating: Good 4, Weather: Fine, Rail Position: +4m Entire



Section	Overall	1000m	800m	600m	400m	200m							
Section Times	1:09.75 [10] (0:13.66)	0:56.09 [10] (0:10.83)	0:45.26 [11] (0:11.05)	0:34.21 [11] (0:11.44)	0:22.77 [12] (0:10.95)	0:11.82 [11] (0:11.82)							
Average Speed [km/h]	52.7	66.9	66.0	63.5	66.0	60.7							
Top Speed [km/h]	66.0	68.5	67.6	65.1	67.5	64.7							
Avg. Dist. to Rail [m]	5.1	2.3	1.8	1.6	2.9	3.4							
Avg. Stride Freq. [Hz]	2.2	2.3	2.3	2.3	2.4	2.3							
Avg. Stride Length [m]	6.5	8.0	7.9	7.7	7.7	7.2							





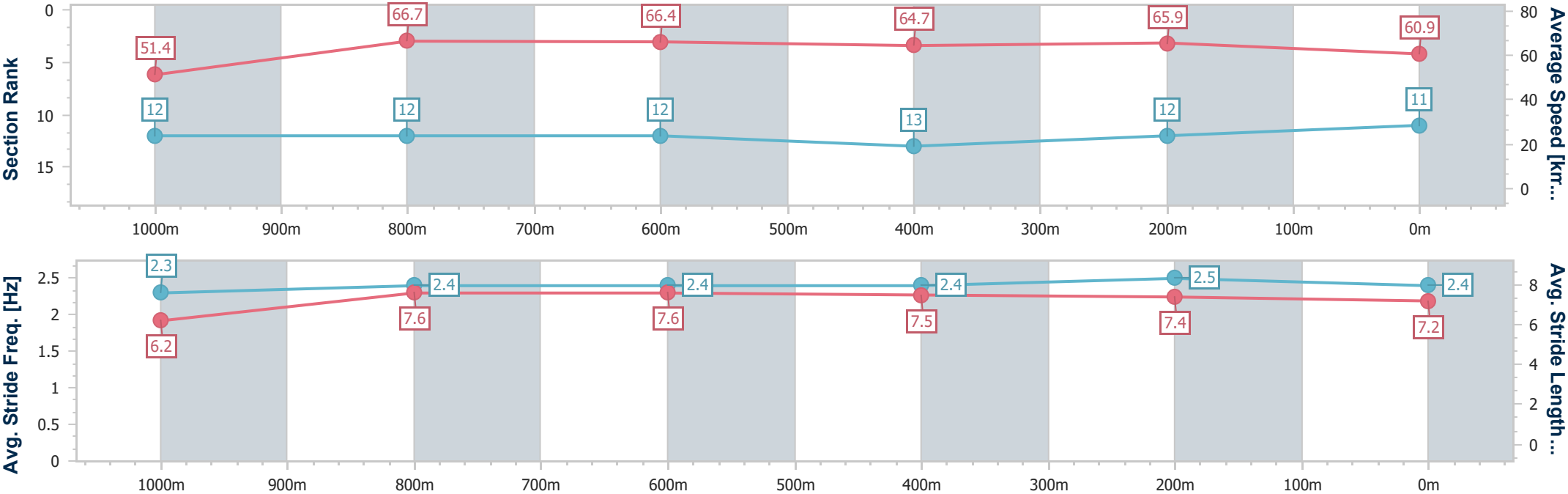
Horse/Jockey Name	Daytona
Final Rank	11
Fastest Section Time (Section)	0:10.84 (1000m)
Top Speed [km/h] (Section)	68.4 (1000m)
Race State	Finished



Doomben QLD Professional
Race 6: XXXX BENCHMARK 78 Handicap - 1200m
22 February 2025 - 15:10
Track Rating: Good 4, Weather: Fine, Rail Position: +4m Entire



Section	Overall	1000m	800m	600m	400m	200m							
Section Times	1:09.76 [11] (0:14.03)	0:55.73 [12] (0:10.84)	0:44.89 [12] (0:10.93)	0:33.96 [12] (0:11.22)	0:22.74 [13] (0:10.94)	0:11.80 [12] (0:11.80)							
Average Speed [km/h]	51.4	66.7	66.4	64.7	65.9	60.9							
Top Speed [km/h]	66.6	68.4	67.5	66.3	67.7	64.0							
Avg. Dist. to Rail [m]	5.8	2.0	1.4	1.9	1.4	2.8							
Avg. Stride Freq. [Hz]	2.3	2.4	2.4	2.4	2.5	2.4							
Avg. Stride Length [m]	6.2	7.6	7.6	7.5	7.4	7.2							





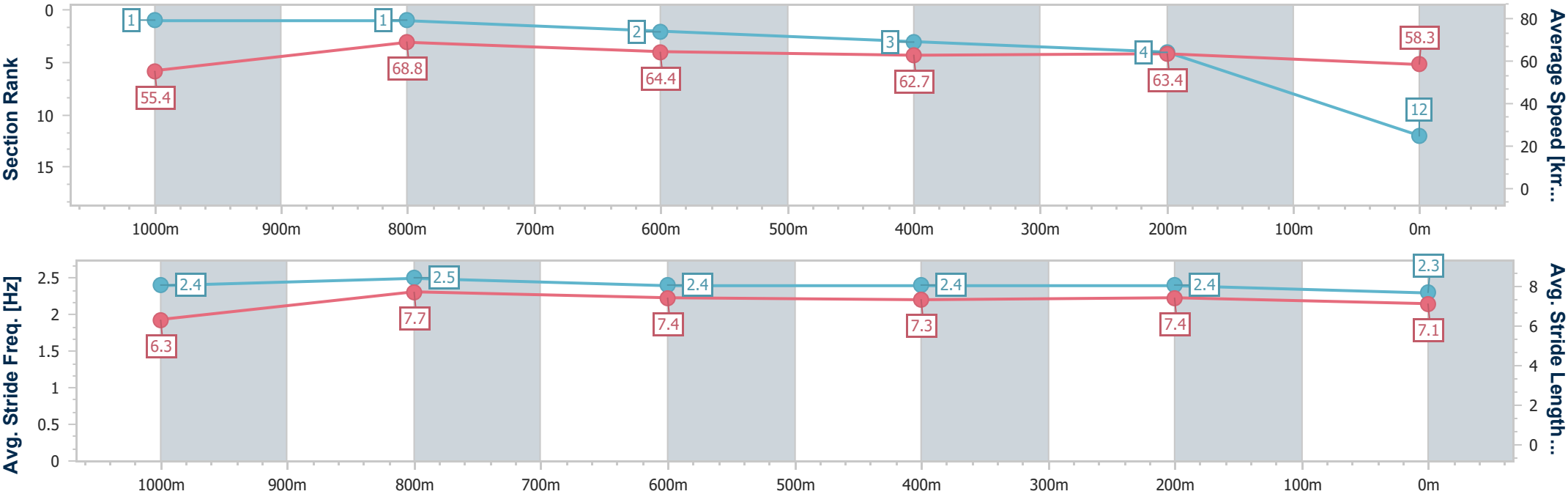
Horse/Jockey Name	Amore Veloce
Final Rank	12
Fastest Section Time (Section)	0:10.53 (1000m)
Top Speed [km/h] (Section)	71.1 (1000m)
Race State	Finished



Doomben QLD Professional
Race 6: XXXX BENCHMARK 78 Handicap - 1200m
22 February 2025 - 15:10
Track Rating: Good 4, Weather: Fine, Rail Position: +4m Entire



Section	Overall	1000m	800m	600m	400m	200m							
Section Times	1:09.95 [12] (0:13.03)	0:56.92 [1] (0:10.53)	0:46.39 [1] (0:11.23)	0:35.16 [2] (0:11.52)	0:23.64 [3] (0:11.30)	0:12.34 [4] (0:12.34)							
Average Speed [km/h]	55.4	68.8	64.4	62.7	63.4	58.3							
Top Speed [km/h]	70.3	71.1	67.2	63.8	64.5	61.1							
Avg. Dist. to Rail [m]	9.5	3.3	1.7	0.9	1.9	2.0							
Avg. Stride Freq. [Hz]	2.4	2.5	2.4	2.4	2.4	2.3							
Avg. Stride Length [m]	6.3	7.7	7.4	7.3	7.4	7.1							





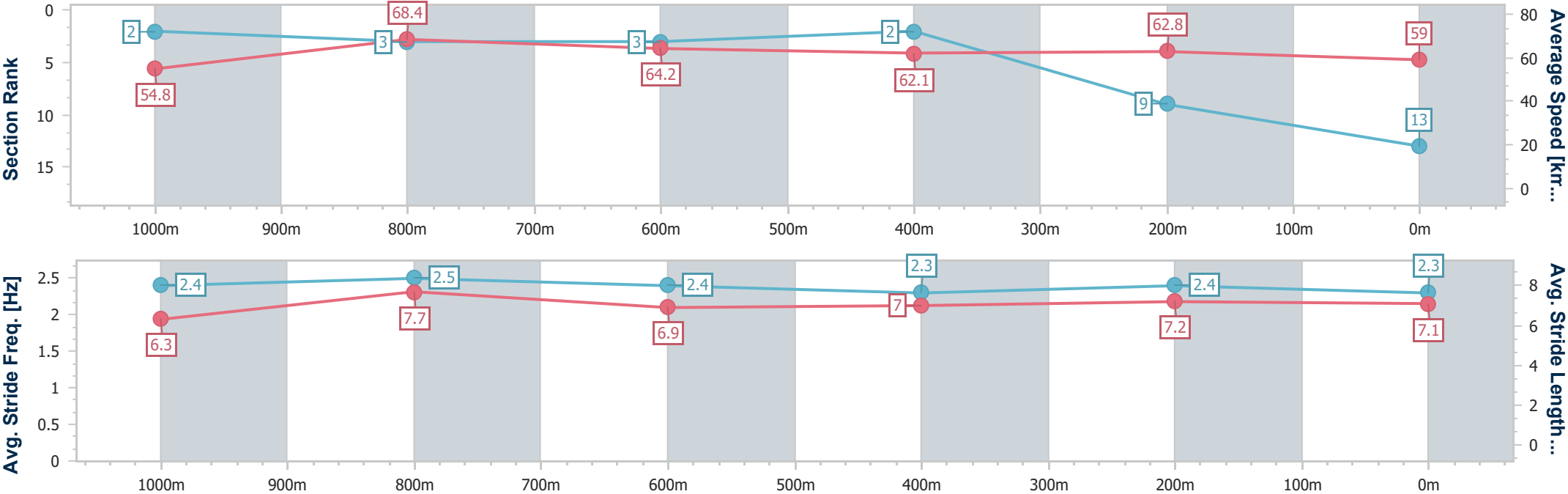
Horse/Jockey Name	Maximum Vortex
Final Rank	13
Fastest Section Time (Section)	0:10.55 (1000m)
Top Speed [km/h] (Section)	69.7 (1000m)
Race State	Finished



Doomben QLD Professional
Race 6: XXXX BENCHMARK 78 Handicap - 1200m
22 February 2025 - 15:10
Track Rating: Good 4, Weather: Fine, Rail Position: +4m Entire



Section	Overall	1000m	800m	600m	400m	200m							
Section Times	1:09.95 [13] (0:13.11)	0:56.84 [2] (0:10.55)	0:46.29 [3] (0:11.15)	0:35.14 [3] (0:11.49)	0:23.65 [2] (0:11.43)	0:12.22 [9] (0:12.22)							
Average Speed [km/h]	54.8	68.4	64.2	62.1	62.8	59.0							
Top Speed [km/h]	69.3	69.7	66.8	63.6	63.6	60.9							
Avg. Dist. to Rail [m]	5.1	1.7	0.9	1.5	1.8	1.6							
Avg. Stride Freq. [Hz]	2.4	2.5	2.4	2.3	2.4	2.3							
Avg. Stride Length [m]	6.3	7.7	6.9	7.0	7.2	7.1							





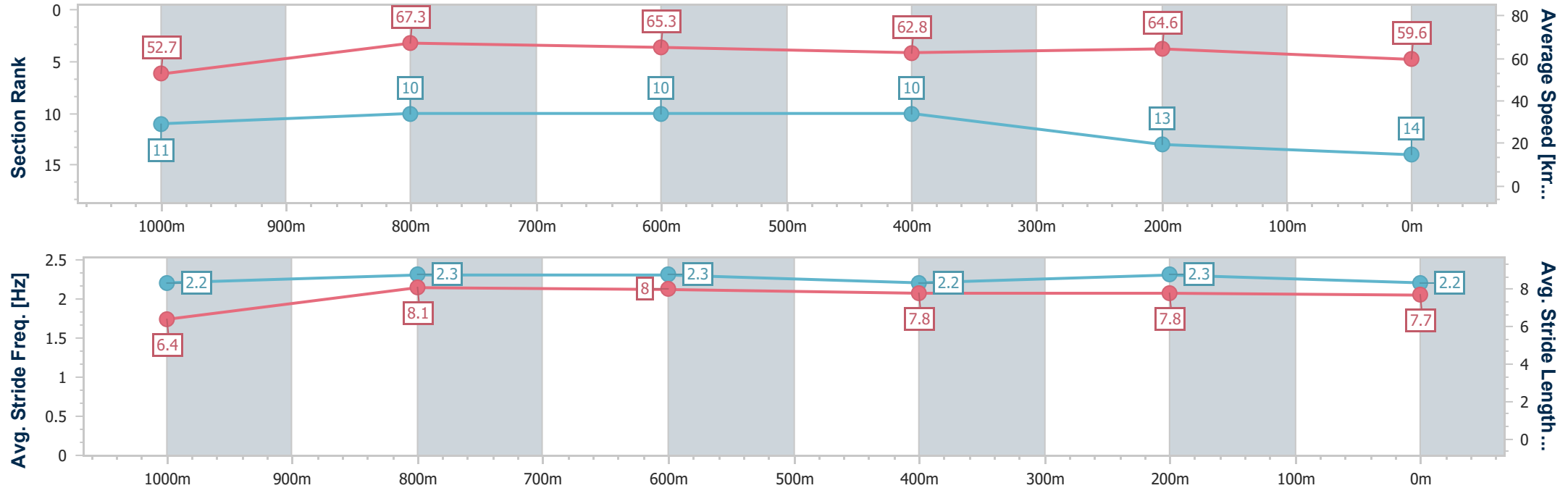
Horse/Jockey Name	Hellish
Final Rank	14
Fastest Section Time (Section)	0:10.69 (1000m)
Top Speed [km/h] (Section)	70.6 (Overall)
Race State	Finished



Doomben QLD Professional
Race 6: XXXX BENCHMARK 78 Handicap - 1200m
22 February 2025 - 15:10
Track Rating: Good 4, Weather: Fine, Rail Position: +4m Entire



Section	Overall	1000m	800m	600m	400m	200m							
Section Times	1:10.04 [14] (0:13.73)	0:56.31 [11] (0:10.69)	0:45.62 [10] (0:11.02)	0:34.60 [10] (0:11.41)	0:23.19 [10] (0:11.11)	0:12.08 [13] (0:12.08)							
Average Speed [km/h]	52.7	67.3	65.3	62.8	64.6	59.6							
Top Speed [km/h]	70.6	68.5	67.1	64.4	66.0	63.8							
Avg. Dist. to Rail [m]	8.1	0.3	0.4	1.1	1.2	0.3							
Avg. Stride Freq. [Hz]	2.2	2.3	2.3	2.2	2.3	2.2							
Avg. Stride Length [m]	6.4	8.1	8.0	7.8	7.8	7.7							





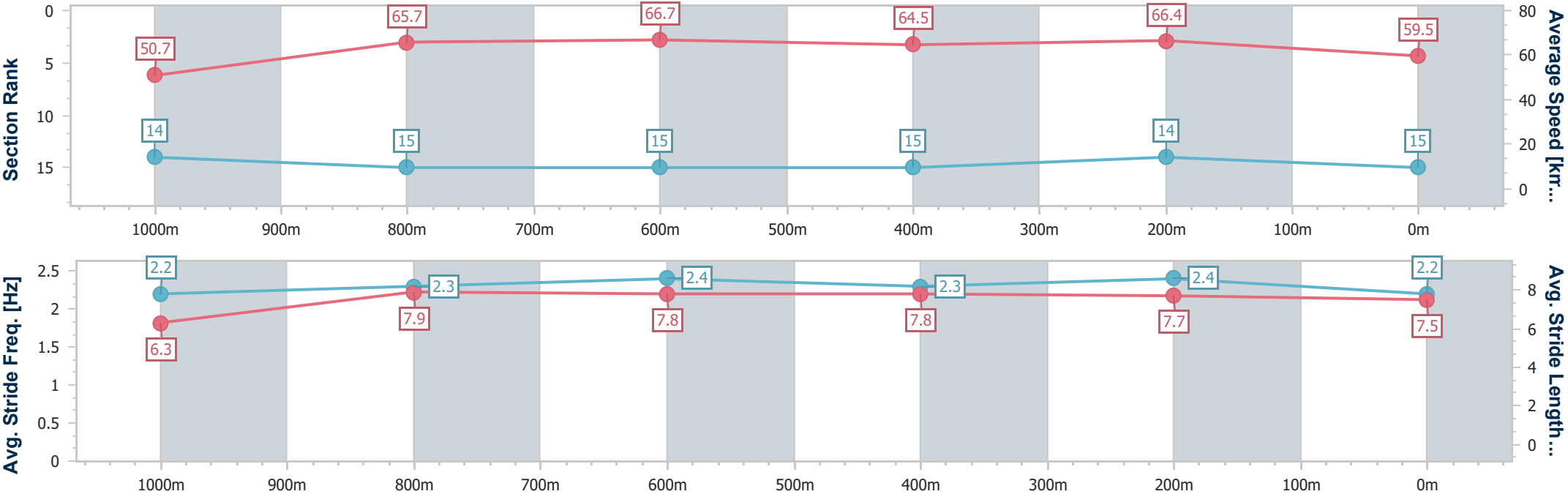
Horse/Jockey Name	Redzoust
Final Rank	15
Fastest Section Time (Section)	0:10.82 (400m)
Top Speed [km/h] (Section)	67.9 (400m)
Race State	Finished



Doomben QLD Professional
Race 6: XXXX BENCHMARK 78 Handicap - 1200m
22 February 2025 - 15:10
Track Rating: Good 4, Weather: Fine, Rail Position: +4m Entire



Section	Overall	1000m	800m	600m	400m	200m							
Section Times	1:10.12 [15] (0:14.25)	0:55.87 [14] (0:10.98)	0:44.89 [15] (0:10.88)	0:34.01 [15] (0:11.10)	0:22.91 [15] (0:10.82)	0:12.09 [14] (0:12.09)							
Average Speed [km/h]	50.7	65.7	66.7	64.5	66.4	59.5							
Top Speed [km/h]	66.4	66.8	67.1	67.2	67.9	65.7							
Avg. Dist. to Rail [m]	7.1	1.0	0.8	1.0	2.1	0.8							
Avg. Stride Freq. [Hz]	2.2	2.3	2.4	2.3	2.4	2.2							
Avg. Stride Length [m]	6.3	7.9	7.8	7.8	7.7	7.5							





Doomben QLD Professional
Race 7: LADBROKES ODDS SURGE QTIS JEWEL PRELUDE 3YO
Handicap - 1110m
22 February 2025 - 15:43



Track Rating: Good 4, Weather: Fine, Rail Position: +4m Entire

Section						Overall	1000m	800m	600m	400m	200m	Last 600m		
Field Times						1:03.80 (0:08.04)	0:55.76 (0:10.32)	0:45.44 (0:10.98)	0:34.46 (0:11.32)	0:23.14 (0:11.17)	0:11.97 (0:11.97)	0:34.46		
Rank	TAB	Horse/Jockey	Barrier	Top Speed [km/h]	Fastest Section							Margin	Distance Travelled [m]	
1	15	DREAM SMART	1	69.0	0:08.23	1:03.80 [1]	0:55.57 [5]	0:44.96 [5]	0:34.19 [3]	0:22.78 [4]	0:11.79 [3]	1:03.80	0:34.19	
		Cejay Graham		1000m	Overall	(0:08.23)	(0:10.61)	(0:10.77)	(0:11.41)	(0:10.99)	(0:11.79)			
2	1	ASTAPOR	3	68.5	0:08.36	1:03.99 [2]	0:55.63 [6]	0:44.83 [9]	0:34.03 [8]	0:22.72 [7]	0:11.75 [5]	1.14L	0:34.03	+2
		Justin Stanley		1000m	Overall	(0:08.36)	(0:10.80)	(0:10.80)	(0:11.31)	0:10.97	(0:11.75)			
3	13	HEARTS ARE BETTER	10	69.3	0:08.19	1:04.01 [3]	0:55.82 [4]	0:45.21 [4]	0:34.28 [4]	0:23.00 [3]	0:11.95 [4]	1.26L	0:34.28	+6
		Nikita Beriman		1000m	Overall	(0:08.19)	(0:10.61)	(0:10.93)	(0:11.28)	(0:11.05)	(0:11.95)			
4	3	THE GAMBLING GREEK	2	69.8	0:08.12	1:04.03 [4]	0:55.91 [3]	0:45.47 [2]	0:34.59 [2]	0:23.37 [1]	0:12.20 [1]	1.37L	0:34.59	+2
		Vlad Duric		1000m	Overall	(0:08.12)	(0:10.44)	(0:10.88)	(0:11.22)	(0:11.17)	(0:12.20)			
5	2	MISHANI ROCK	7	69.2	0:08.37	1:04.06 [5]	0:55.69 [7]	0:45.14 [6]	0:34.22 [6]	0:22.86 [6]	0:11.78 [6]	1.54L	0:34.22	+0
		Danny Peisley		1000m	Overall	(0:08.37)	(0:10.55)	(0:10.92)	(0:11.36)	(0:11.08)	(0:11.78)			
6	6	SURPRISE HONEY	11	70.8	0:08.04	1:04.19 [6]	0:56.15 [1]	0:45.83 [1]	0:34.85 [1]	0:23.45 [2]	0:12.31 [2]	2.31L	0:34.85	-1
		Emily Lang		1000m	Overall	0:08.04	0:10.32	0:10.98	0:11.40	0:11.14	0:12.31			
7	14	READY TO IGNITE	4	69.4	0:08.49	1:04.20 [7]	0:55.71 [10]	0:44.92 [10]	0:34.02 [9]	0:22.53 [11]	0:11.56 [9]	2.35L	0:34.02	+9
		Jim Byrne		1000m	Overall	(0:08.49)	(0:10.79)	(0:10.90)	(0:11.49)	0:10.97	0:11.56			
8	8	LIMAHULI	14	68.5	0:08.74	1:04.42 [8]	0:55.68 [11]	0:44.87 [11]	0:34.13 [11]	0:22.85 [10]	0:11.83 [8]	3.67L	0:34.13	+4
		Boris Thornton		800m	Overall	(0:08.74)	(0:10.81)	0:10.74	0:11.28	0:11.02	0:11.83			
9	7	COSMO CENTAURUS	13	68.8	0:08.37	1:04.61 [9]	0:56.24 [8]	0:45.49 [8]	0:34.41 [10]	0:23.21 [8]	0:11.94 [10]	4.76L	0:34.41	+7
		Bailey Wheeler		1000m	Overall	(0:08.37)	(0:10.75)	0:11.08	0:11.20	0:11.27	0:11.94			
10	5	PETTICOAT	5	69.2	0:08.12	1:04.78 [10]	0:56.66 [2]	0:46.06 [3]	0:35.04 [5]	0:23.61 [5]	0:12.38 [7]	5.81L	0:35.04	+4
		Kyle Wilson-Taylor		1000m	Overall	(0:08.12)	(0:10.60)	0:11.02	0:11.43	0:11.23	0:12.38			

Scratched: Alpha Bravo (#4), Heart And Spirit (#12), Mr Bubbaluski (#9), Maragical (#10), Blakemore Avenue (#16)

Report Created: Sat 22 February 2025 16:03 GMT+ (Note: Timing is based on position data)

Page 1/13

[] Ranking at each section and finish
-:-:- No data available at this section
NA No data available

SCN Saddle cloth number
DNF Did not finish
DNT Did not track

data processed by  TRIPLES DATA



Doomben QLD Professional
Race 7: LADBROKES ODDS SURGE QTIS JEWEL PRELUDE 3YO
Handicap - 1110m
22 February 2025 - 15:43



Track Rating: Good 4, Weather: Fine, Rail Position: +4m Entire

Section					Overall	1000m	800m	600m	400m	200m	Last 600m			
Field Times					1:03.80 (0:08.04)	0:55.76 (0:10.32)	0:45.44 (0:10.98)	0:34.46 (0:11.32)	0:23.14 (0:11.17)	0:11.97 (0:11.97)	0:34.46			
Rank	TAB	Horse/Jockey	Barrier	Top Speed [km/h]	Fastest Section						Margin	Distance Travelled [m]		
11	11	BONFIRE SPARK	12	69.7	0:08.38	1:05.00 [11]	0:56.62 [9]	0:45.96 [7]	0:35.06 [7]	0:23.44 [9]	0:12.32 [11]	7.07L	0:35.06	+19
		Robbie Dolan		1000m	Overall	(0:08.38)	(0:10.66)	(0:10.90)	(0:11.62)	(0:11.12)	(0:12.32)			

Scratched: Alpha Bravo (#4), Heart And Spirit (#12), Mr Bubbaluski (#9), Maragical (#10), Blakemore Avenue (#16)



Horse/Jockey Name	Dream Smart
Final Rank	1
Fastest Section Time (Section)	0:08.23 (Overall)
Top Speed [km/h] (Section)	69.0 (1000m)
Race State	Finished

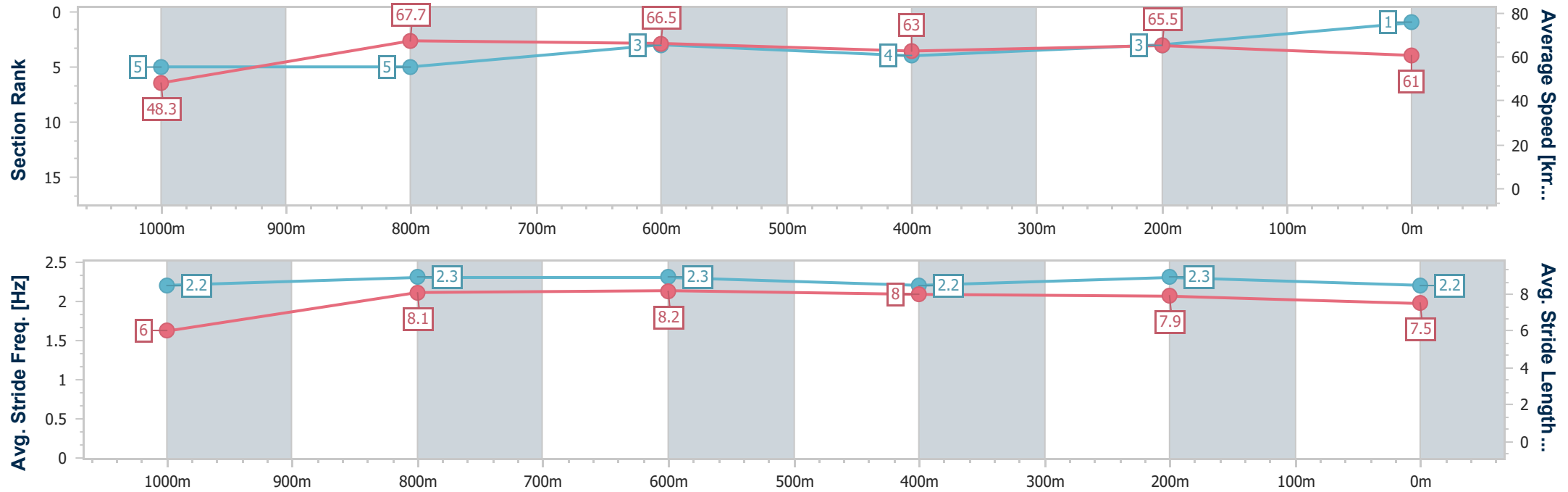


Doomben QLD Professional
Race 7: LADBROKES ODDS SURGE QTIS JEWEL PRELUDE
3YO Handicap - 1110m
22 February 2025 - 15:43
Track Rating: Good 4, Weather: Fine, Rail Position: +4m Entire



BRISBANE
RACING CLUB

Section	Overall	1000m	800m	600m	400m	200m							
Section Times	1:03.80 [1] (0:08.23)	0:55.57 [5] (0:10.61)	0:44.96 [5] (0:10.77)	0:34.19 [3] (0:11.41)	0:22.78 [4] (0:10.99)	0:11.79 [3] (0:11.79)							
Average Speed [km/h]	48.3	67.7	66.5	63.0	65.5	61.0							
Top Speed [km/h]	66.3	69.0	67.8	64.6	67.0	63.9							
Avg. Dist. to Rail [m]	0.6	0.3	1.4	0.7	1.0	2.1							
Avg. Stride Freq. [Hz]	2.2	2.3	2.3	2.2	2.3	2.2							
Avg. Stride Length [m]	6.0	8.1	8.2	8.0	7.9	7.5							





Horse/Jockey Name	Astapor
Final Rank	2
Fastest Section Time (Section)	0:08.36 (Overall)
Top Speed [km/h] (Section)	68.5 (1000m)
Race State	Finished

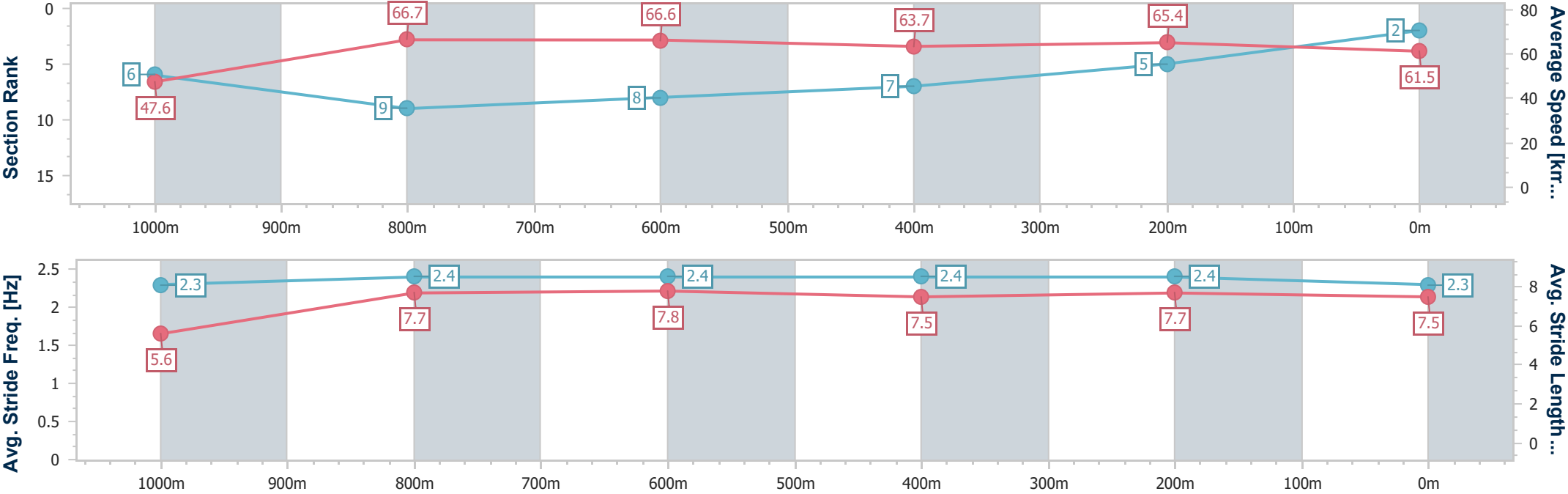


Doomben QLD Professional
Race 7: LADBROKES ODDS SURGE QTIS JEWEL PRELUDE
3YO Handicap - 1110m
22 February 2025 - 15:43
Track Rating: Good 4, Weather: Fine, Rail Position: +4m Entire



BRISBANE
RACING CLUB

Section	Overall	1000m	800m	600m	400m	200m							
Section Times	1:03.99 [2] (0:08.36)	0:55.63 [6] (0:10.80)	0:44.83 [9] (0:10.80)	0:34.03 [8] (0:11.31)	0:22.72 [7] (0:10.97)	0:11.75 [5] (0:11.75)							
Average Speed [km/h]	47.6	66.7	66.6	63.7	65.4	61.5							
Top Speed [km/h]	65.9	68.5	68.1	66.3	66.9	63.6							
Avg. Dist. to Rail [m]	2.9	1.0	0.2	0.5	1.3	0.8							
Avg. Stride Freq. [Hz]	2.3	2.4	2.4	2.4	2.4	2.3							
Avg. Stride Length [m]	5.6	7.7	7.8	7.5	7.7	7.5							





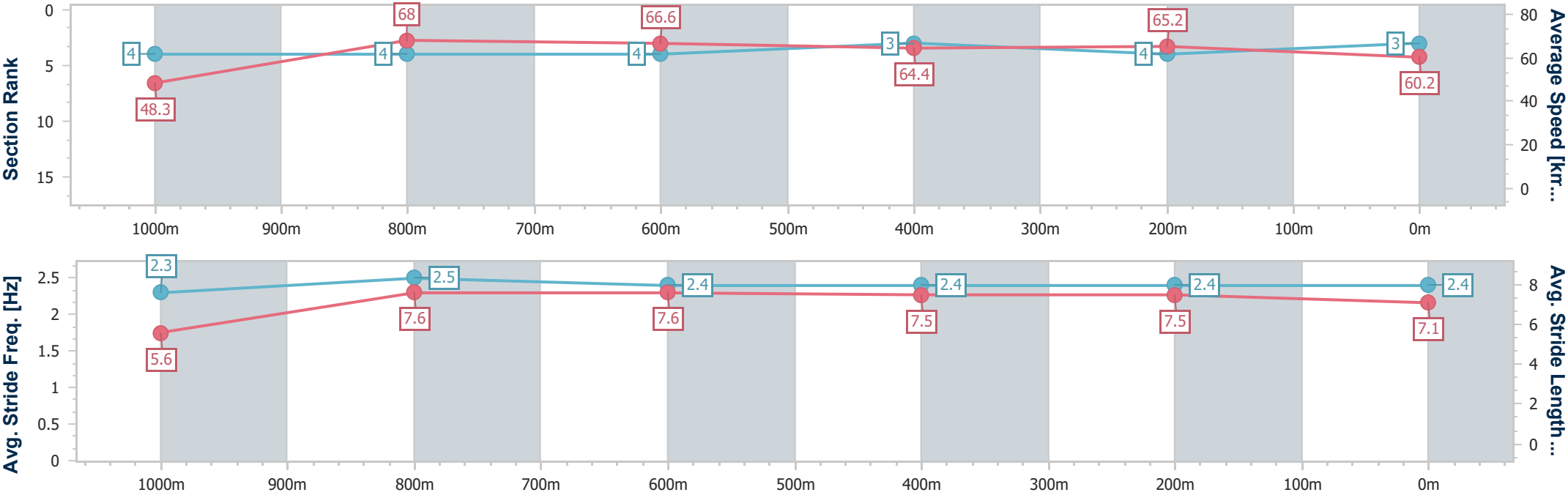
Horse/Jockey Name	Hearts Are Better
Final Rank	3
Fastest Section Time (Section)	0:08.19 (Overall)
Top Speed [km/h] (Section)	69.3 (1000m)
Race State	Finished



Doomben QLD Professional
Race 7: LADBROKES ODDS SURGE QTIS JEWEL PRELUDE
3YO Handicap - 1110m
22 February 2025 - 15:43
Track Rating: Good 4, Weather: Fine, Rail Position: +4m Entire



Section	Overall	1000m	800m	600m	400m	200m								
Section Times	1:04.01 [3] (0:08.19)	0:55.82 [4] (0:10.61)	0:45.21 [4] (0:10.93)	0:34.28 [4] (0:11.28)	0:23.00 [3] (0:11.05)	0:11.95 [4] (0:11.95)								
Average Speed [km/h]	48.3	68.0	66.6	64.4	65.2	60.2								
Top Speed [km/h]	65.9	69.3	68.6	65.6	66.2	63.8								
Avg. Dist. to Rail [m]	5.7	2.4	1.5	1.8	0.3	0.6								
Avg. Stride Freq. [Hz]	2.3	2.5	2.4	2.4	2.4	2.4								
Avg. Stride Length [m]	5.6	7.6	7.6	7.5	7.5	7.1								





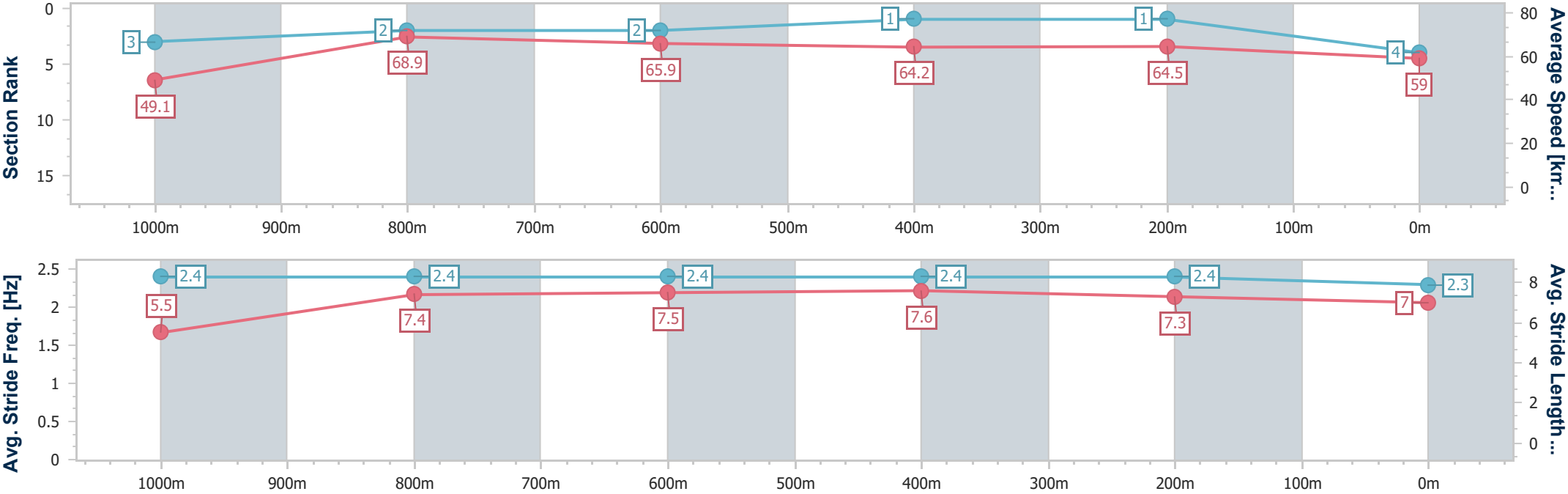
Horse/Jockey Name	The Gambling Greek
Final Rank	4
Fastest Section Time (Section)	0:08.12 (Overall)
Top Speed [km/h] (Section)	69.8 (1000m)
Race State	Finished



Doomben QLD Professional
Race 7: LADBROKES ODDS SURGE QTIS JEWEL PRELUDE
3YO Handicap - 1110m
22 February 2025 - 15:43
Track Rating: Good 4, Weather: Fine, Rail Position: +4m Entire



Section	Overall	1000m	800m	600m	400m	200m							
Section Times	1:04.03 [4] (0:08.12)	0:55.91 [3] (0:10.44)	0:45.47 [2] (0:10.88)	0:34.59 [2] (0:11.22)	0:23.37 [1] (0:11.17)	0:12.20 [1] (0:12.20)							
Average Speed [km/h]	49.1	68.9	65.9	64.2	64.5	59.0							
Top Speed [km/h]	68.5	69.8	67.5	66.0	65.3	62.8							
Avg. Dist. to Rail [m]	2.6	1.1	0.6	0.3	0.5	1.4							
Avg. Stride Freq. [Hz]	2.4	2.4	2.4	2.4	2.4	2.3							
Avg. Stride Length [m]	5.5	7.4	7.5	7.6	7.3	7.0							



[] Ranking at each section and finish
- - - - No data available at this section
NA No data available



Horse/Jockey Name	Mishani Rock
Final Rank	5
Fastest Section Time (Section)	0:08.37 (Overall)
Top Speed [km/h] (Section)	69.2 (1000m)
Race State	Finished

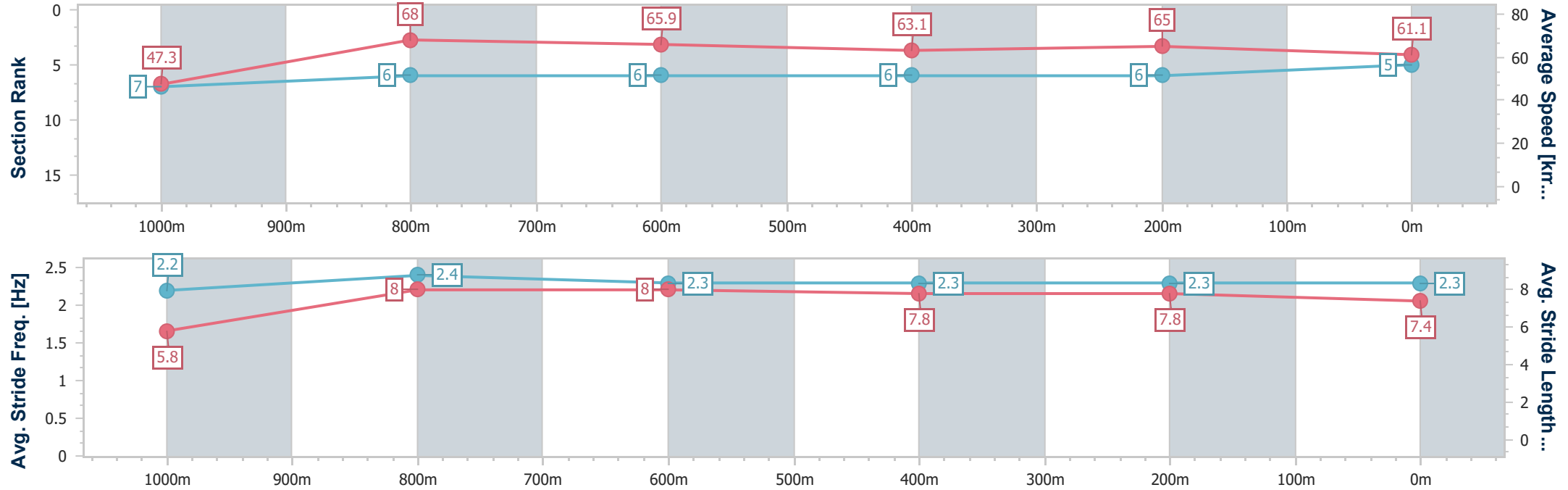


Doomben QLD Professional
Race 7: LADBROKES ODDS SURGE QTIS JEWEL PRELUDE
3YO Handicap - 1110m
22 February 2025 - 15:43
Track Rating: Good 4, Weather: Fine, Rail Position: +4m Entire



BRISBANE
RACING CLUB

Section	Overall	1000m	800m	600m	400m	200m							
Section Times	1:04.06 [5] (0:08.37)	0:55.69 [7] (0:10.55)	0:45.14 [6] (0:10.92)	0:34.22 [6] (0:11.36)	0:22.86 [6] (0:11.08)	0:11.78 [6] (0:11.78)							
Average Speed [km/h]	47.3	68.0	65.9	63.1	65.0	61.1							
Top Speed [km/h]	66.9	69.2	67.4	65.3	66.5	64.3							
Avg. Dist. to Rail [m]	4.1	0.9	0.6	0.6	1.2	1.8							
Avg. Stride Freq. [Hz]	2.2	2.4	2.3	2.3	2.3	2.3							
Avg. Stride Length [m]	5.8	8.0	8.0	7.8	7.8	7.4							





Horse/Jockey Name	Surprise Honey
Final Rank	6
Fastest Section Time (Section)	0:08.04 (Overall)
Top Speed [km/h] (Section)	70.8 (1000m)
Race State	Finished

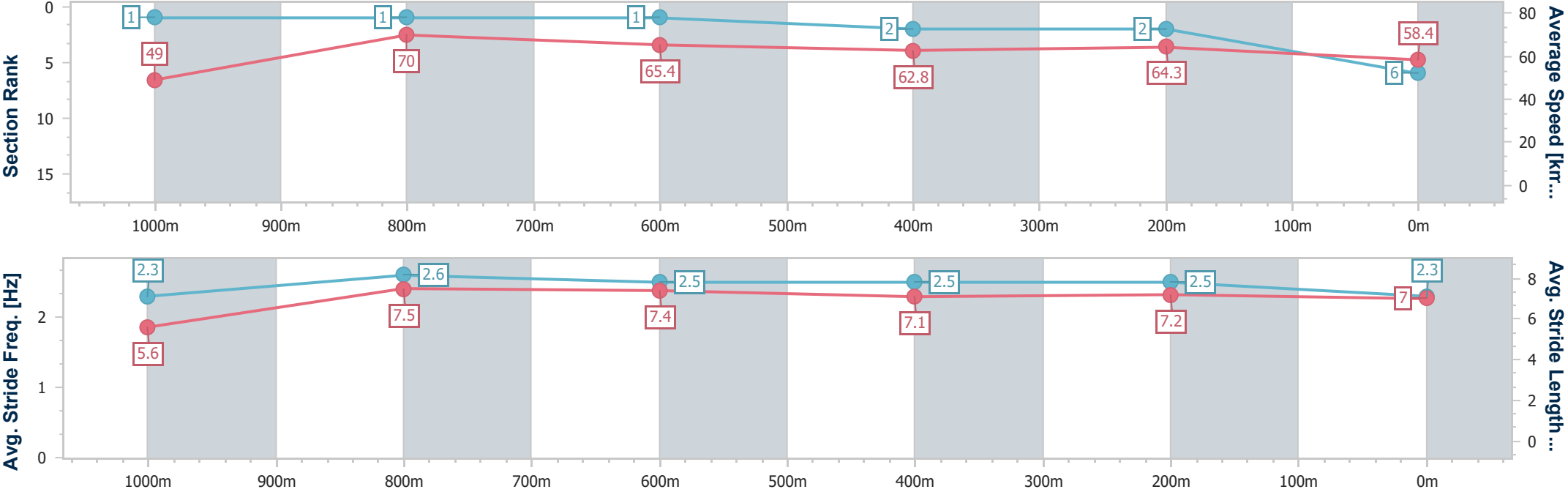


Doomben QLD Professional
Race 7: LADBROKES ODDS SURGE QTIS JEWEL PRELUDE
3YO Handicap - 1110m
22 February 2025 - 15:43
Track Rating: Good 4, Weather: Fine, Rail Position: +4m Entire



BRISBANE
RACING CLUB

Section	Overall	1000m	800m	600m	400m	200m							
Section Times	1:04.19 [6] (0:08.04)	0:56.15 [1] (0:10.32)	0:45.83 [1] (0:10.98)	0:34.85 [1] (0:11.40)	0:23.45 [2] (0:11.14)	0:12.31 [2] (0:12.31)							
Average Speed [km/h]	49.0	70.0	65.4	62.8	64.3	58.4							
Top Speed [km/h]	69.0	70.8	67.8	64.5	65.5	62.3							
Avg. Dist. to Rail [m]	6.8	2.2	0.9	1.0	2.7	2.7							
Avg. Stride Freq. [Hz]	2.3	2.6	2.5	2.5	2.5	2.3							
Avg. Stride Length [m]	5.6	7.5	7.4	7.1	7.2	7.0							





Horse/Jockey Name	Ready To Ignite
Final Rank	7
Fastest Section Time (Section)	0:08.49 (Overall)
Top Speed [km/h] (Section)	69.4 (1000m)
Race State	Finished

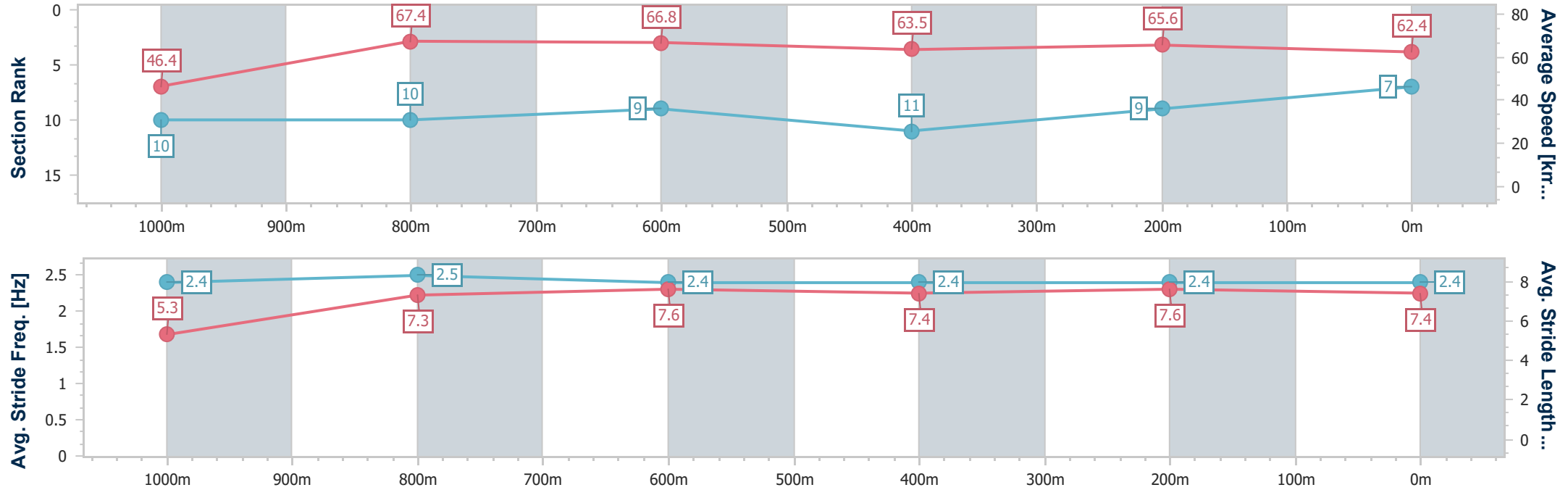


Doomben QLD Professional
Race 7: LADBROKES ODDS SURGE QTIS JEWEL PRELUDE
3YO Handicap - 1110m
22 February 2025 - 15:43
Track Rating: Good 4, Weather: Fine, Rail Position: +4m Entire



BRISBANE
RACING CLUB

Section	Overall	1000m	800m	600m	400m	200m								
Section Times	1:04.20 [7] (0:08.49)	0:55.71 [10] (0:10.79)	0:44.92 [10] (0:10.90)	0:34.02 [9] (0:11.49)	0:22.53 [11] (0:10.97)	0:11.56 [9] (0:11.56)								
Average Speed [km/h]	46.4	67.4	66.8	63.5	65.6	62.4								
Top Speed [km/h]	63.1	69.4	68.4	68.2	66.6	64.7								
Avg. Dist. to Rail [m]	3.6	2.3	2.0	2.5	0.5	3.5								
Avg. Stride Freq. [Hz]	2.4	2.5	2.4	2.4	2.4	2.4								
Avg. Stride Length [m]	5.3	7.3	7.6	7.4	7.6	7.4								





Horse/Jockey Name	Limahuli
Final Rank	8
Fastest Section Time (Section)	0:08.74 (Overall)
Top Speed [km/h] (Section)	68.5 (800m)
Race State	Finished

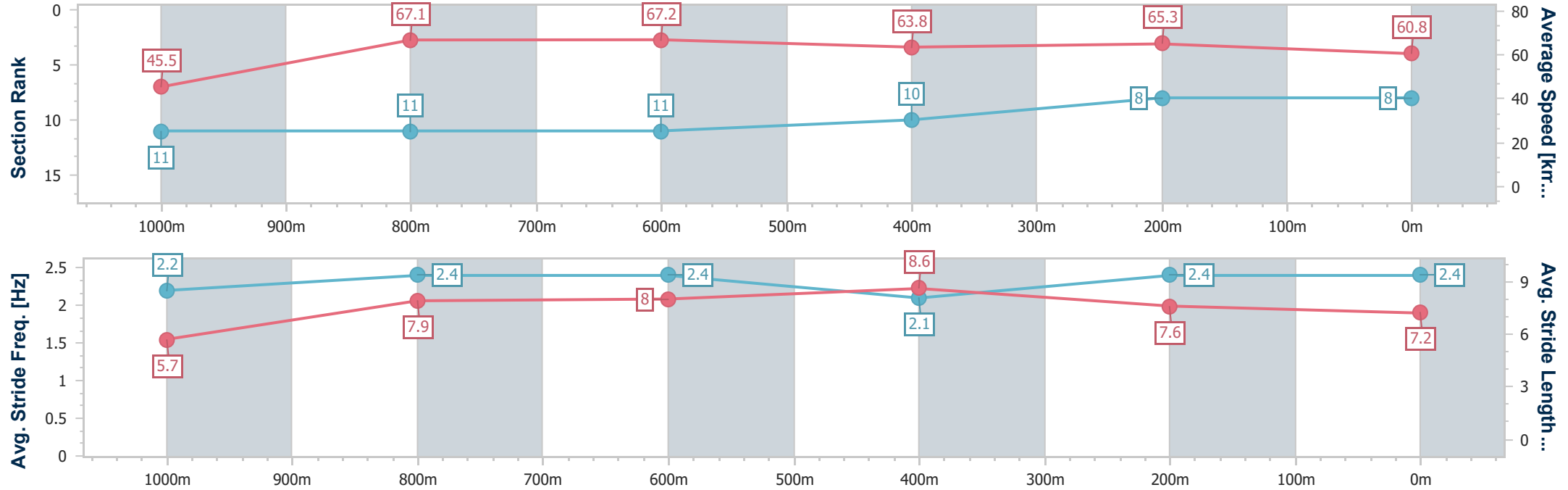


Doomben QLD Professional
Race 7: LADBROKES ODDS SURGE QTIS JEWEL PRELUDE
3YO Handicap - 1110m
22 February 2025 - 15:43
Track Rating: Good 4, Weather: Fine, Rail Position: +4m Entire



BRISBANE
RACING CLUB

Section	Overall	1000m	800m	600m	400m	200m							
Section Times	1:04.42 [8] (0:08.74)	0:55.68 [11] (0:10.81)	0:44.87 [11] (0:10.74)	0:34.13 [11] (0:11.28)	0:22.85 [10] (0:11.02)	0:11.83 [8] (0:11.83)							
Average Speed [km/h]	45.5	67.1	67.2	63.8	65.3	60.8							
Top Speed [km/h]	65.6	68.1	68.5	66.5	66.5	65.5							
Avg. Dist. to Rail [m]	8.5	2.4	0.7	0.5	2.1	4.6							
Avg. Stride Freq. [Hz]	2.2	2.4	2.4	2.1	2.4	2.4							
Avg. Stride Length [m]	5.7	7.9	8.0	8.6	7.6	7.2							





Horse/Jockey Name	Cosmo Centaurus
Final Rank	9
Fastest Section Time (Section)	0:08.37 (Overall)
Top Speed [km/h] (Section)	68.8 (1000m)
Race State	Finished

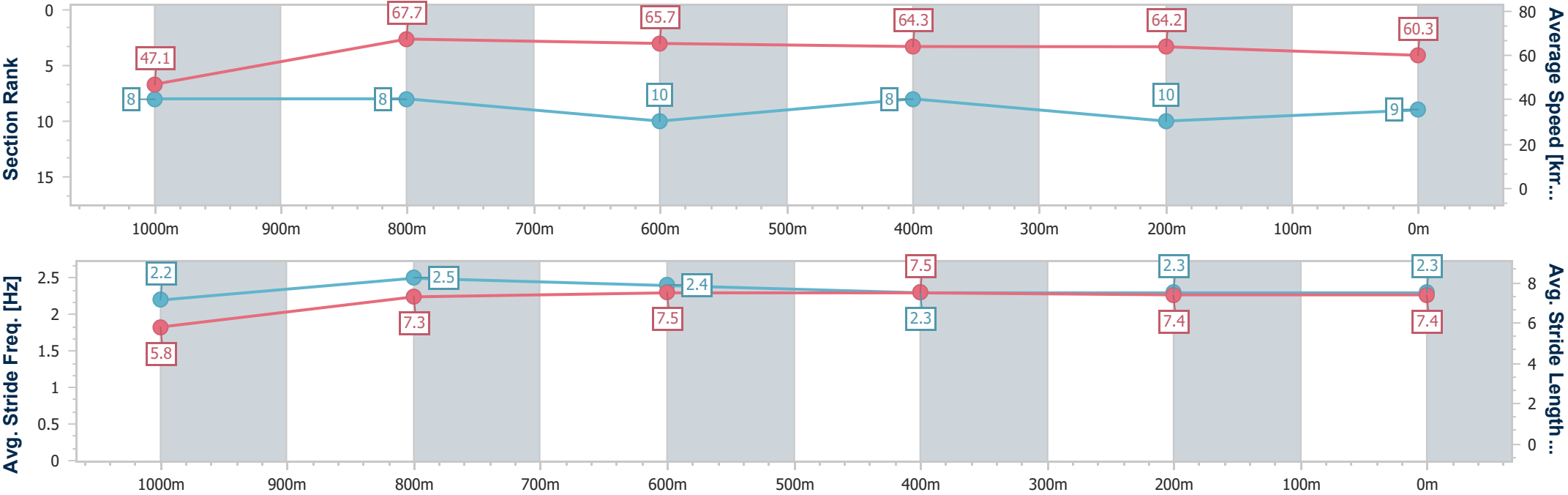


Doomben QLD Professional
Race 7: LADBROKES ODDS SURGE QTIS JEWEL PRELUDE
3YO Handicap - 1110m
22 February 2025 - 15:43
Track Rating: Good 4, Weather: Fine, Rail Position: +4m Entire



BRISBANE
RACING CLUB

Section	Overall	1000m	800m	600m	400m	200m							
Section Times	1:04.61 [9] (0:08.37)	0:56.24 [8] (0:10.75)	0:45.49 [8] (0:11.08)	0:34.41 [10] (0:11.20)	0:23.21 [8] (0:11.27)	0:11.94 [10] (0:11.94)							
Average Speed [km/h]	47.1	67.7	65.7	64.3	64.2	60.3							
Top Speed [km/h]	66.0	68.8	67.0	65.5	64.7	63.2							
Avg. Dist. to Rail [m]	8.8	4.5	2.1	0.6	2.7	5.7							
Avg. Stride Freq. [Hz]	2.2	2.5	2.4	2.3	2.3	2.3							
Avg. Stride Length [m]	5.8	7.3	7.5	7.5	7.4	7.4							





Horse/Jockey Name	Petticoat
Final Rank	10
Fastest Section Time (Section)	0:08.12 (Overall)
Top Speed [km/h] (Section)	69.2 (1000m)
Race State	Finished

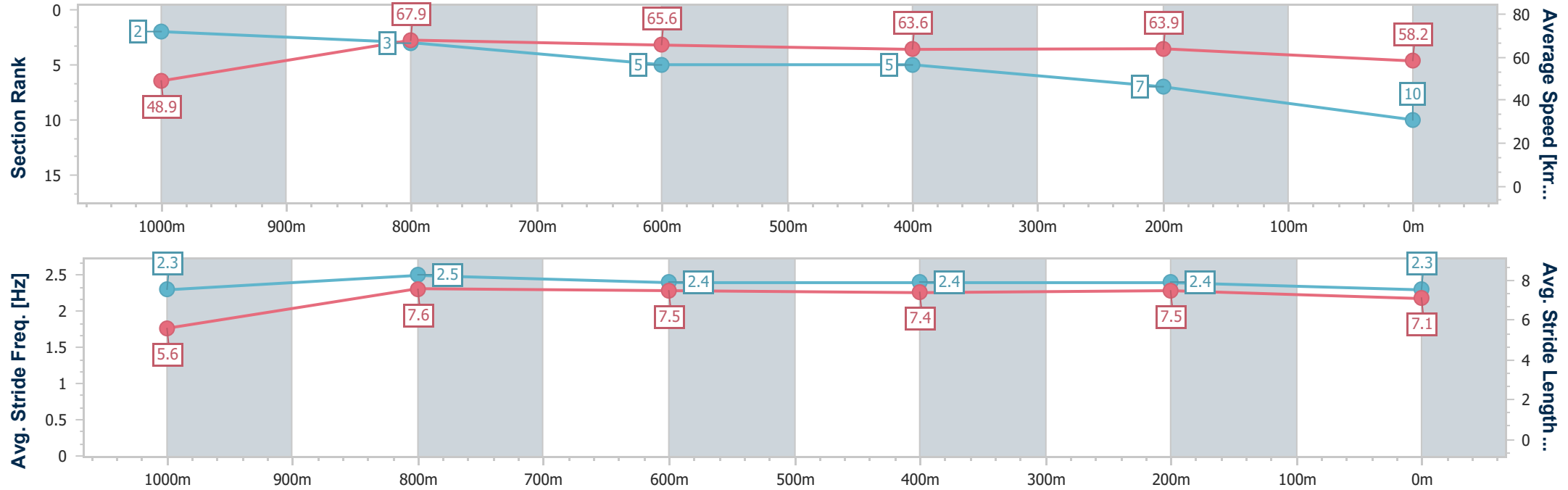


Doomben QLD Professional
Race 7: LADBROKES ODDS SURGE QTIS JEWEL PRELUDE
3YO Handicap - 1110m
22 February 2025 - 15:43
Track Rating: Good 4, Weather: Fine, Rail Position: +4m Entire



BRISBANE
RACING CLUB

Section	Overall	1000m	800m	600m	400m	200m								
Section Times	1:04.78 [10] (0:08.12)	0:56.66 [2] (0:10.60)	0:46.06 [3] (0:11.02)	0:35.04 [5] (0:11.43)	0:23.61 [5] (0:11.23)	0:12.38 [7] (0:12.38)								
Average Speed [km/h]	48.9	67.9	65.6	63.6	63.9	58.2								
Top Speed [km/h]	67.1	69.2	66.8	64.7	65.6	63.7								
Avg. Dist. to Rail [m]	3.8	1.7	0.7	1.3	0.6	2.6								
Avg. Stride Freq. [Hz]	2.3	2.5	2.4	2.4	2.4	2.3								
Avg. Stride Length [m]	5.6	7.6	7.5	7.4	7.5	7.1								





Horse/Jockey Name	Bonfire Spark
Final Rank	11
Fastest Section Time (Section)	0:08.38 (Overall)
Top Speed [km/h] (Section)	69.7 (1000m)
Race State	Finished

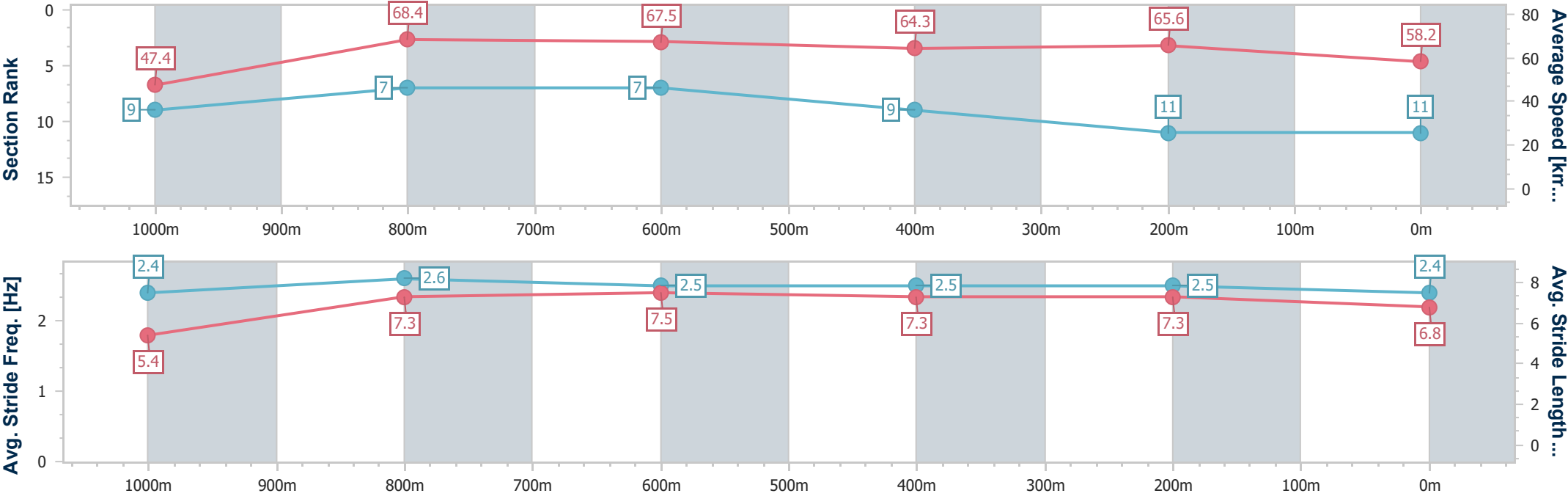


Doomben QLD Professional
Race 7: LADBROKES ODDS SURGE QTIS JEWEL PRELUDE
3YO Handicap - 1110m
22 February 2025 - 15:43
Track Rating: Good 4, Weather: Fine, Rail Position: +4m Entire



BRISBANE
RACING CLUB

Section	Overall	1000m	800m	600m	400m	200m								
Section Times	1:05.00 [11] (0:08.38)	0:56.62 [9] (0:10.66)	0:45.96 [7] (0:10.90)	0:35.06 [7] (0:11.62)	0:23.44 [9] (0:11.12)	0:12.32 [11] (0:12.32)								
Average Speed [km/h]	47.4	68.4	67.5	64.3	65.6	58.2								
Top Speed [km/h]	66.5	69.7	68.8	65.9	66.5	63.8								
Avg. Dist. to Rail [m]	6.7	3.4	4.5	7.1	4.0	5.1								
Avg. Stride Freq. [Hz]	2.4	2.6	2.5	2.5	2.5	2.4								
Avg. Stride Length [m]	5.4	7.3	7.5	7.3	7.3	6.8								





Doomben QLD Professional
Race 8: MORETON HIRE OPEN Handicap - 1200m

22 February 2025 - 16:24



BRISBANE
RACING CLUB

Track Rating: Good 4, Weather: Fine, Rail Position: +4m Entire

Section						Overall	1000m	800m	600m	400m	200m	Last 600m	
Field Times						1:08.75 (0:13.36)	0:55.39 (0:11.09)	0:44.30 (0:11.29)	0:33.01 (0:10.95)	0:22.06 (0:10.69)	0:11.37 (0:11.37)	0:33.01	
Rank	TAB	Horse/Jockey	Barrier	Top Speed [km/h]	Fastest Section							Margin	Distance Travelled [m]
1	3	KING KAPA	7	68.0	0:10.69	1:08.75 [1]	0:55.33 [3]	0:44.30 [1]	0:33.01 [1]	0:22.06 [1]	0:11.37 [1]	1:08.75	0:33.01
		Cejay Graham		400m	400m	(0:13.42)	(0:11.03)	(0:11.29)	(0:10.95)	(0:10.69)	(0:11.37)		
2	5	SAFEWORK	3	69.7	0:10.62	1:09.23 [2]	0:55.44 [7]	0:44.24 [8]	0:32.86 [8]	0:21.89 [7]	0:11.27 [6]	2.83L	0:32.86 +6
		Noel Callow		400m	400m	(0:13.79)	(0:11.20)	(0:11.38)	(0:10.97)	(0:10.62)	(0:11.27)		
3	14	TECTONIC PLATE	1	68.3	0:10.69	1:09.23 [3]	0:55.60 [4]	0:44.64 [4]	0:33.19 [4]	0:22.27 [2]	0:11.58 [2]	2.85L	0:33.19 +4
		Samantha Collett		400m	400m	(0:13.63)	(0:10.96)	(0:11.45)	(0:10.92)	(0:10.69)	(0:11.58)		
4	7	MISHANI SNIPER	5	68.6	0:10.63	1:09.44 [4]	0:55.47 [8]	0:44.47 [7]	0:33.09 [7]	0:22.12 [6]	0:11.49 [5]	4.06L	0:33.09 +3
		Robbie Dolan		400m	400m	(0:13.97)	(0:11.00)	(0:11.38)	(0:10.97)	(0:10.63)	(0:11.49)		
5	2	AT WITZ END	6	70.9	0:10.60	1:09.46 [5]	0:55.73 [6]	0:44.53 [6]	0:33.15 [6]	0:22.06 [8]	0:11.46 [7]	4.19L	0:33.15 +10
		Vlad Duric		400m	400m	(0:13.73)	(0:11.20)	(0:11.38)	(0:11.09)	(0:10.60)	(0:11.46)		
6	8	MANHOOD	9	67.8	0:10.76	1:09.63 [6]	0:56.27 [1]	0:45.08 [3]	0:33.63 [3]	0:22.61 [4]	0:11.85 [3]	5.18L	0:33.63 +5
		Kyle Wilson-Taylor		400m	400m	(0:13.36)	(0:11.19)	(0:11.45)	(0:11.02)	(0:10.76)	(0:11.85)		
7	13	DON'T STOP	11	67.0	0:10.90	1:09.71 [7]	0:55.38 [10]	0:44.46 [10]	0:33.24 [9]	0:22.29 [9]	0:11.39 [8]	5.63L	0:33.24 +1
		Mark Du Plessis		1000m	400m	(0:14.33)	(0:10.92)	(0:11.22)	(0:10.95)	(0:10.90)	(0:11.39)		
8	1	ALL THAT PIZZAZZ	10	67.7	0:10.91	1:09.82 [8]	0:56.41 [2]	0:45.32 [2]	0:33.95 [2]	0:22.83 [3]	0:11.92 [4]	6.31L	0:33.95 +8
		Angela Jones		1000m	400m	(0:13.41)	(0:11.09)	(0:11.37)	(0:11.12)	(0:10.91)	(0:11.92)		
9	9	HATCHET	4	68.5	0:10.62	1:09.82 [9]	0:55.67 [9]	0:44.62 [9]	0:33.15 [10]	0:22.02 [10]	0:11.40 [10]	6.32L	0:33.15 +6
		Bailey Wheeler		400m	400m	(0:14.15)	(0:11.05)	(0:11.47)	(0:11.13)	(0:10.62)	(0:11.40)		
10	12	MASTER SHOWMAN	8	66.3	0:11.06	1:10.97 [10]	0:57.33 [5]	0:46.20 [5]	0:34.77 [5]	0:23.71 [5]	0:12.59 [9]	13.08L	0:34.77 +3
		Cody Collis		1000m	600m	(0:13.64)	(0:11.13)	(0:11.43)	(0:11.06)	(0:11.12)	(0:12.59)		

Scratched: Corfe Castle (#10), Lost In Transit (#11), Millane (#6), Rockribbed (#4)

Report Created: Sat 22 February 2025 16:44 GMT+ (Note: Timing is based on position data)

Page 1/11

[] Ranking at each section and finish
-:-:- No data available at this section
NA No data available

SCN Saddle cloth number
DNF Did not finish
DNT Did not track

data processed by  TRIPLESDATA



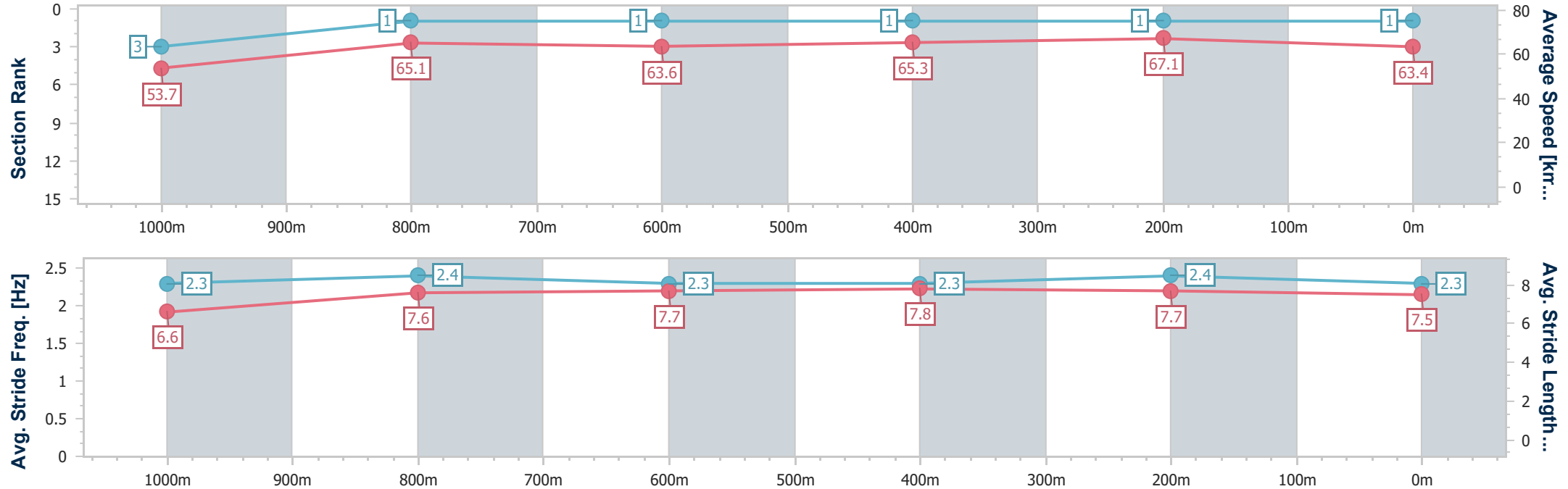
Horse/Jockey Name	King Kapa
Final Rank	1
Fastest Section Time (Section)	0:10.69 (400m)
Top Speed [km/h] (Section)	68.0 (400m)
Race State	Finished



Doomben QLD Professional
Race 8: MORETON HIRE OPEN Handicap - 1200m
22 February 2025 - 16:24
Track Rating: Good 4, Weather: Fine, Rail Position: +4m Entire



Section	Overall	1000m	800m	600m	400m	200m							
Section Times	1:08.75 [1] (0:13.42)	0:55.33 [3] (0:11.03)	0:44.30 [1] (0:11.29)	0:33.01 [1] (0:10.95)	0:22.06 [1] (0:10.69)	0:11.37 [1] (0:11.37)							
Average Speed [km/h]	53.7	65.1	63.6	65.3	67.1	63.4							
Top Speed [km/h]	67.1	67.3	64.6	66.2	68.0	66.3							
Avg. Dist. to Rail [m]	3.8	0.6	0.8	1.3	1.9	2.0							
Avg. Stride Freq. [Hz]	2.3	2.4	2.3	2.3	2.4	2.3							
Avg. Stride Length [m]	6.6	7.6	7.7	7.8	7.7	7.5							





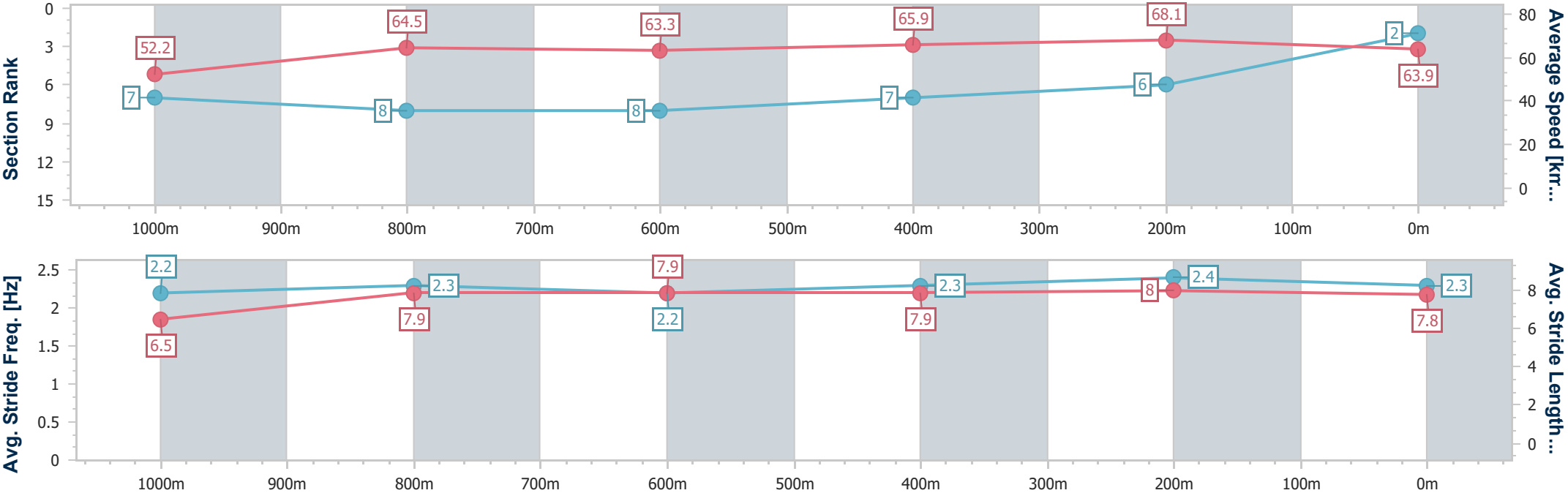
Horse/Jockey Name	Safework
Final Rank	2
Fastest Section Time (Section)	0:10.62 (400m)
Top Speed [km/h] (Section)	69.7 (400m)
Race State	Finished



Doomben QLD Professional
Race 8: MORETON HIRE OPEN Handicap - 1200m
22 February 2025 - 16:24
Track Rating: Good 4, Weather: Fine, Rail Position: +4m Entire



Section	Overall	1000m	800m	600m	400m	200m							
Section Times	1:09.23 [2] (0:13.79)	0:55.44 [7] (0:11.20)	0:44.24 [8] (0:11.38)	0:32.86 [8] (0:10.97)	0:21.89 [7] (0:10.62)	0:11.27 [6] (0:11.27)							
Average Speed [km/h]	52.2	64.5	63.3	65.9	68.1	63.9							
Top Speed [km/h]	66.3	66.4	65.0	67.7	69.7	68.2							
Avg. Dist. to Rail [m]	1.9	1.2	0.8	1.0	1.5	3.1							
Avg. Stride Freq. [Hz]	2.2	2.3	2.2	2.3	2.4	2.3							
Avg. Stride Length [m]	6.5	7.9	7.9	7.9	8.0	7.8							





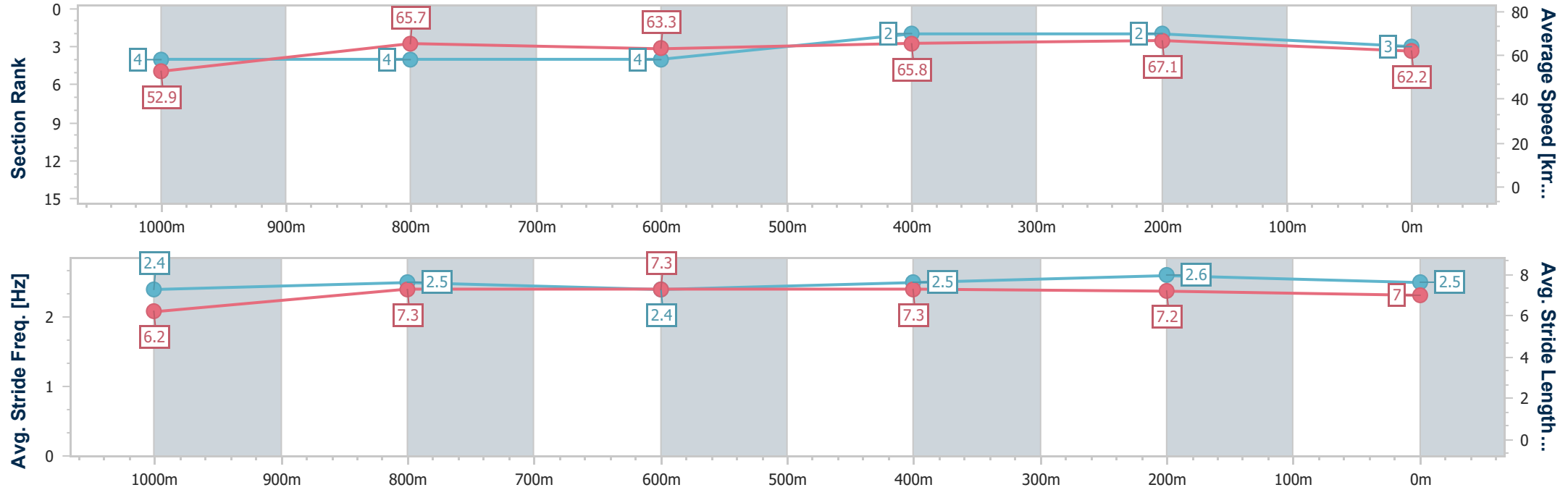
Horse/Jockey Name	Tectonic Plate
Final Rank	3
Fastest Section Time (Section)	0:10.69 (400m)
Top Speed [km/h] (Section)	68.3 (400m)
Race State	Finished



Doomben QLD Professional
Race 8: MORETON HIRE OPEN Handicap - 1200m
22 February 2025 - 16:24
Track Rating: Good 4, Weather: Fine, Rail Position: +4m Entire



Section	Overall	1000m	800m	600m	400m	200m							
Section Times	1:09.23 [3] (0:13.63)	0:55.60 [4] (0:10.96)	0:44.64 [4] (0:11.45)	0:33.19 [4] (0:10.92)	0:22.27 [2] (0:10.69)	0:11.58 [2] (0:11.58)							
Average Speed [km/h]	52.9	65.7	63.3	65.8	67.1	62.2							
Top Speed [km/h]	66.7	67.2	63.9	66.6	68.3	65.0							
Avg. Dist. to Rail [m]	0.5	0.9	0.9	0.8	1.4	0.7							
Avg. Stride Freq. [Hz]	2.4	2.5	2.4	2.5	2.6	2.5							
Avg. Stride Length [m]	6.2	7.3	7.3	7.3	7.2	7.0							





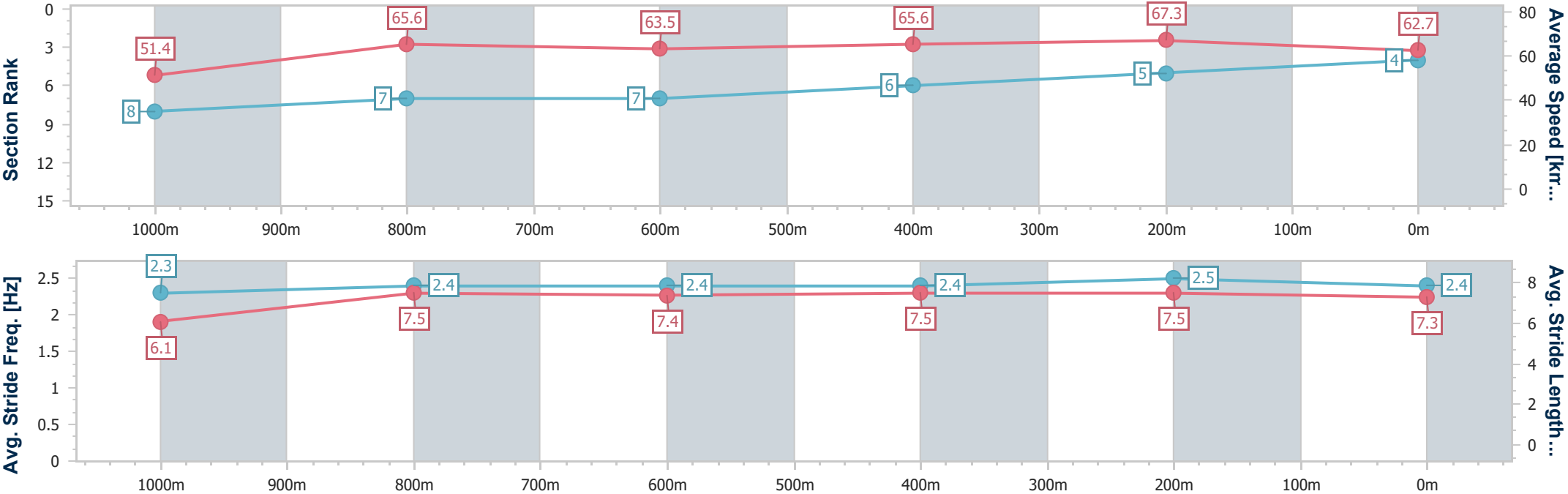
Horse/Jockey Name	Mishani Sniper
Final Rank	4
Fastest Section Time (Section)	0:10.63 (400m)
Top Speed [km/h] (Section)	68.6 (400m)
Race State	Finished



Doomben QLD Professional
Race 8: MORETON HIRE OPEN Handicap - 1200m
22 February 2025 - 16:24
Track Rating: Good 4, Weather: Fine, Rail Position: +4m Entire



Section	Overall	1000m	800m	600m	400m	200m							
Section Times	1:09.44 [4] (0:13.97)	0:55.47 [8] (0:11.00)	0:44.47 [7] (0:11.38)	0:33.09 [7] (0:10.97)	0:22.12 [6] (0:10.63)	0:11.49 [5] (0:11.49)							
Average Speed [km/h]	51.4	65.6	63.5	65.6	67.3	62.7							
Top Speed [km/h]	64.8	66.4	64.9	66.6	68.6	66.7							
Avg. Dist. to Rail [m]	3.2	1.4	0.7	0.7	1.0	0.5							
Avg. Stride Freq. [Hz]	2.3	2.4	2.4	2.4	2.5	2.4							
Avg. Stride Length [m]	6.1	7.5	7.4	7.5	7.5	7.3							





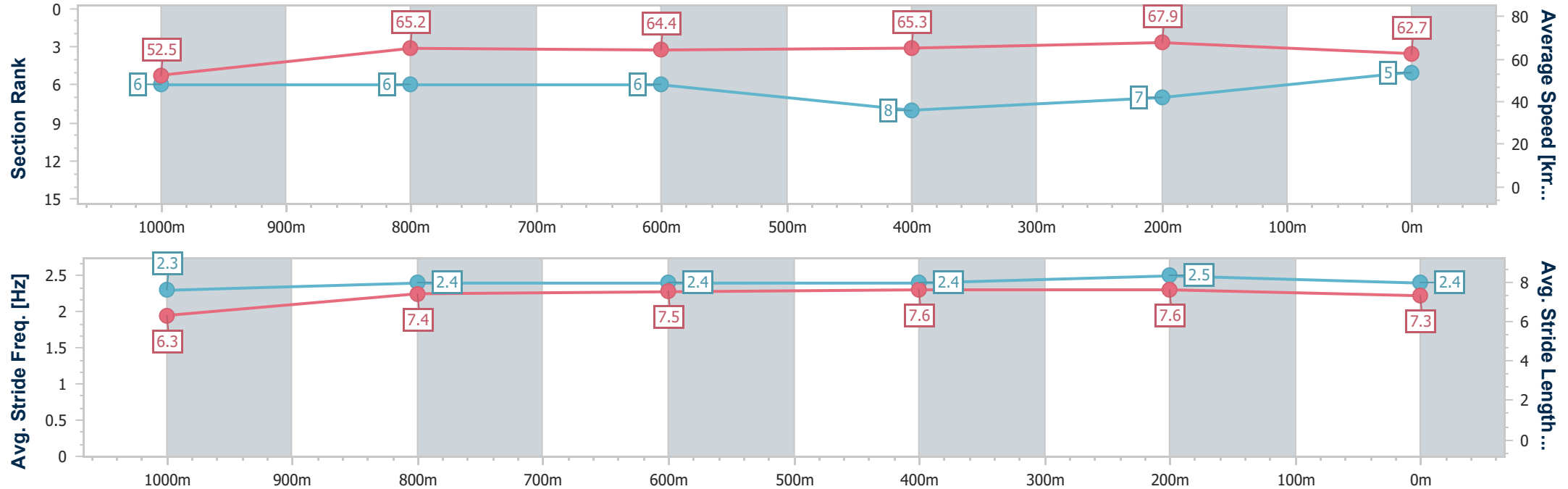
Horse/Jockey Name	At Witz End
Final Rank	5
Fastest Section Time (Section)	0:10.60 (400m)
Top Speed [km/h] (Section)	70.9 (400m)
Race State	Finished



Doomben QLD Professional
Race 8: MORETON HIRE OPEN Handicap - 1200m
22 February 2025 - 16:24
Track Rating: Good 4, Weather: Fine, Rail Position: +4m Entire



Section	Overall	1000m	800m	600m	400m	200m							
Section Times	1:09.46 [5] (0:13.73)	0:55.73 [6] (0:11.20)	0:44.53 [6] (0:11.38)	0:33.15 [6] (0:11.09)	0:22.06 [8] (0:10.60)	0:11.46 [7] (0:11.46)							
Average Speed [km/h]	52.5	65.2	64.4	65.3	67.9	62.7							
Top Speed [km/h]	66.1	66.6	66.1	66.9	70.9	65.6							
Avg. Dist. to Rail [m]	3.7	3.7	3.3	1.4	1.3	4.5							
Avg. Stride Freq. [Hz]	2.3	2.4	2.4	2.4	2.5	2.4							
Avg. Stride Length [m]	6.3	7.4	7.5	7.6	7.6	7.3							





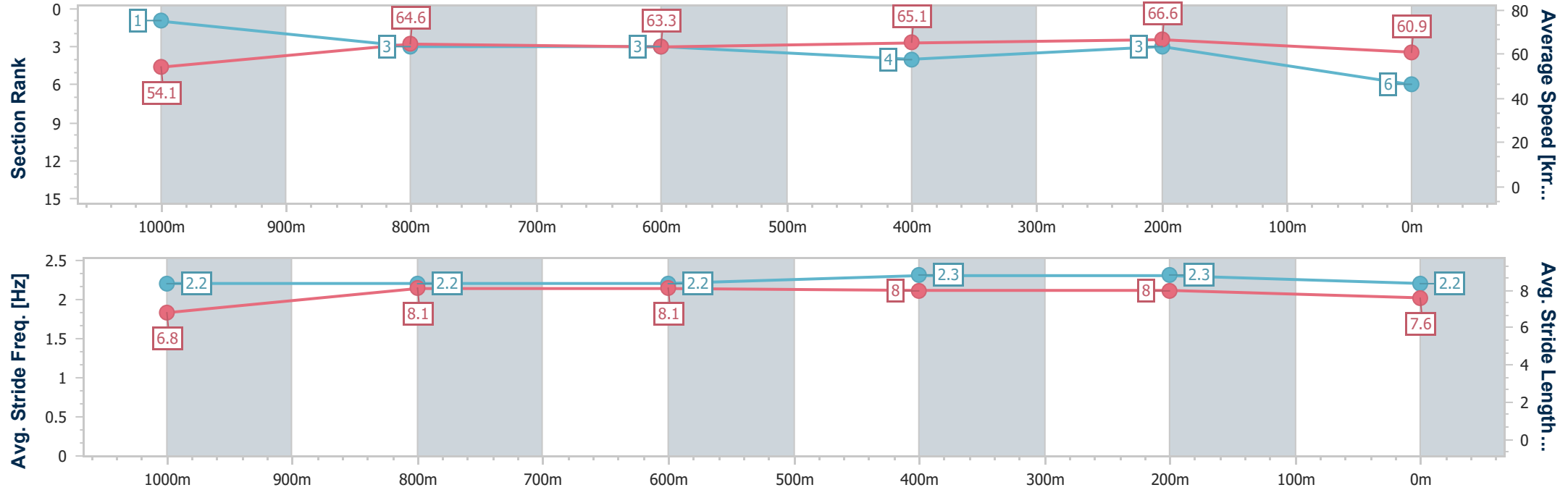
Horse/Jockey Name	Manhood
Final Rank	6
Fastest Section Time (Section)	0:10.76 (400m)
Top Speed [km/h] (Section)	67.8 (400m)
Race State	Finished



Doomben QLD Professional
Race 8: MORETON HIRE OPEN Handicap - 1200m
22 February 2025 - 16:24
Track Rating: Good 4, Weather: Fine, Rail Position: +4m Entire



Section	Overall	1000m	800m	600m	400m	200m							
Section Times	1:09.63 [6] (0:13.36)	0:56.27 [1] (0:11.19)	0:45.08 [3] (0:11.45)	0:33.63 [3] (0:11.02)	0:22.61 [4] (0:10.76)	0:11.85 [3] (0:11.85)							
Average Speed [km/h]	54.1	64.6	63.3	65.1	66.6	60.9							
Top Speed [km/h]	66.6	66.4	64.3	65.8	67.8	64.8							
Avg. Dist. to Rail [m]	5.6	2.2	1.2	0.8	1.0	1.2							
Avg. Stride Freq. [Hz]	2.2	2.2	2.2	2.3	2.3	2.2							
Avg. Stride Length [m]	6.8	8.1	8.1	8.0	8.0	7.6							





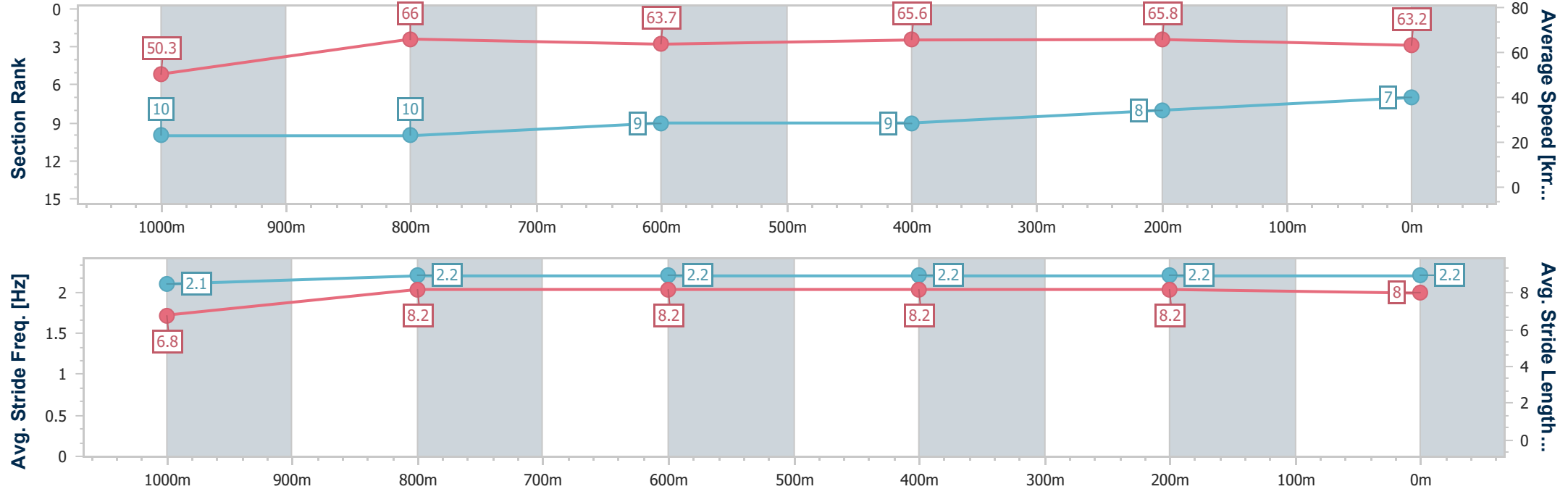
Horse/Jockey Name	Don't Stop
Final Rank	7
Fastest Section Time (Section)	0:10.90 (400m)
Top Speed [km/h] (Section)	67.0 (1000m)
Race State	Finished



Doomben QLD Professional
Race 8: MORETON HIRE OPEN Handicap - 1200m
22 February 2025 - 16:24
Track Rating: Good 4, Weather: Fine, Rail Position: +4m Entire



Section	Overall	1000m	800m	600m	400m	200m						
Section Times	1:09.71 [7] (0:14.33)	0:55.38 [10] (0:10.92)	0:44.46 [10] (0:11.22)	0:33.24 [9] (0:10.95)	0:22.29 [9] (0:10.90)	0:11.39 [8] (0:11.39)						
Average Speed [km/h]	50.3	66.0	63.7	65.6	65.8	63.2						
Top Speed [km/h]	65.2	67.0	64.9	66.3	66.6	66.0						
Avg. Dist. to Rail [m]	4.9	0.7	1.3	1.0	1.3	2.0						
Avg. Stride Freq. [Hz]	2.1	2.2	2.2	2.2	2.2	2.2						
Avg. Stride Length [m]	6.8	8.2	8.2	8.2	8.2	8.0						





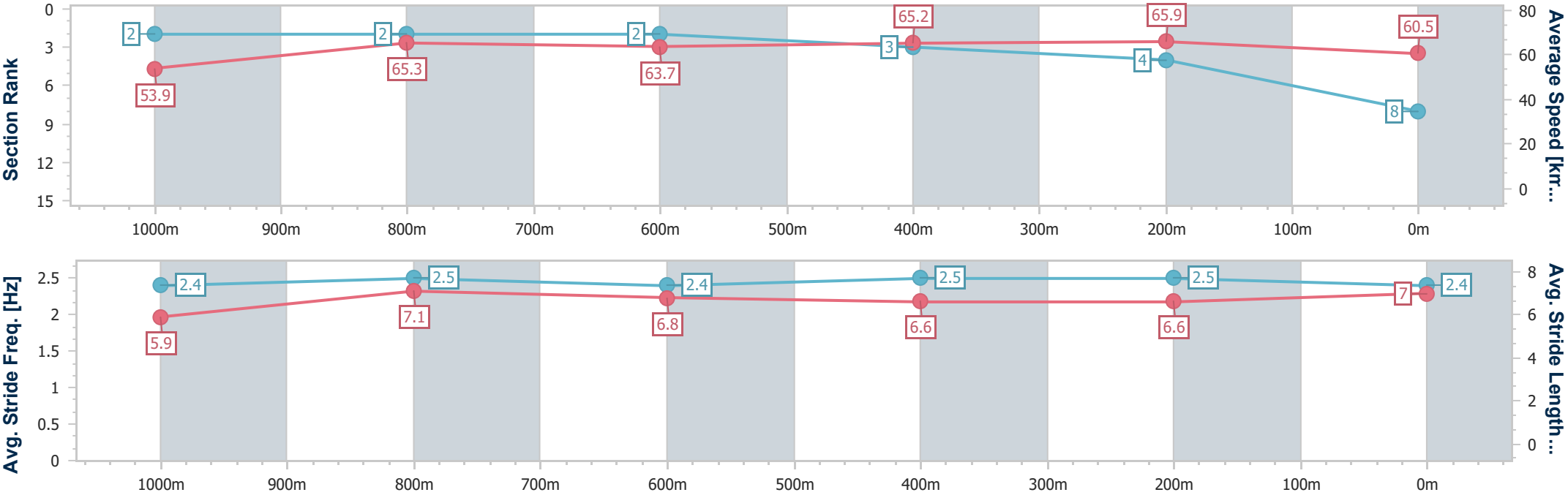
Horse/Jockey Name	All That Pizzazz
Final Rank	8
Fastest Section Time (Section)	0:10.91 (400m)
Top Speed [km/h] (Section)	67.7 (1000m)
Race State	Finished



Doomben QLD Professional
Race 8: MORETON HIRE OPEN Handicap - 1200m
22 February 2025 - 16:24
Track Rating: Good 4, Weather: Fine, Rail Position: +4m Entire



Section	Overall	1000m	800m	600m	400m	200m							
Section Times	1:09.82 [8] (0:13.41)	0:56.41 [2] (0:11.09)	0:45.32 [2] (0:11.37)	0:33.95 [2] (0:11.12)	0:22.83 [3] (0:10.91)	0:11.92 [4] (0:11.92)							
Average Speed [km/h]	53.9	65.3	63.7	65.2	65.9	60.5							
Top Speed [km/h]	66.6	67.7	65.0	65.8	66.9	64.3							
Avg. Dist. to Rail [m]	6.3	2.5	1.9	1.0	0.8	1.0							
Avg. Stride Freq. [Hz]	2.4	2.5	2.4	2.5	2.5	2.4							
Avg. Stride Length [m]	5.9	7.1	6.8	6.6	6.6	7.0							





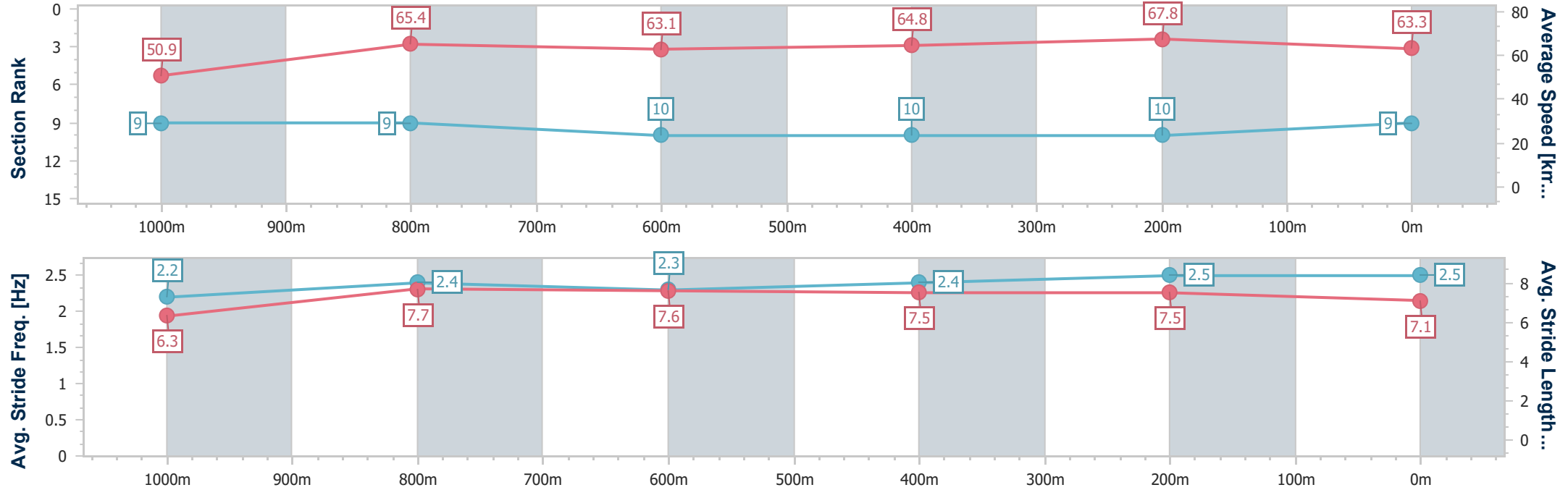
Horse/Jockey Name	Hatchet
Final Rank	9
Fastest Section Time (Section)	0:10.62 (400m)
Top Speed [km/h] (Section)	68.5 (400m)
Race State	Finished



Doomben QLD Professional
Race 8: MORETON HIRE OPEN Handicap - 1200m
22 February 2025 - 16:24
Track Rating: Good 4, Weather: Fine, Rail Position: +4m Entire



Section	Overall	1000m	800m	600m	400m	200m							
Section Times	1:09.82 [9] (0:14.15)	0:55.67 [9] (0:11.05)	0:44.62 [9] (0:11.47)	0:33.15 [10] (0:11.13)	0:22.02 [10] (0:10.62)	0:11.40 [10] (0:11.40)							
Average Speed [km/h]	50.9	65.4	63.1	64.8	67.8	63.3							
Top Speed [km/h]	63.9	66.9	64.0	67.1	68.5	67.3							
Avg. Dist. to Rail [m]	2.1	1.3	1.1	0.2	2.3	5.9							
Avg. Stride Freq. [Hz]	2.2	2.4	2.3	2.4	2.5	2.5							
Avg. Stride Length [m]	6.3	7.7	7.6	7.5	7.5	7.1							





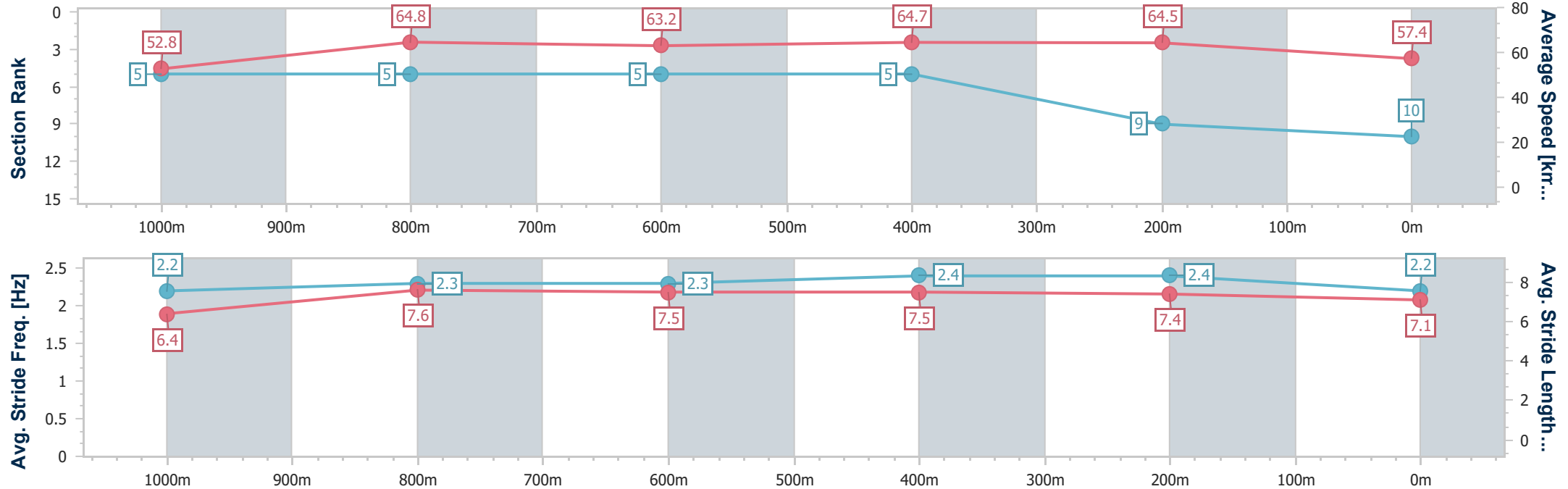
Horse/Jockey Name	Master Showman
Final Rank	10
Fastest Section Time (Section)	0:11.06 (600m)
Top Speed [km/h] (Section)	66.3 (1000m)
Race State	Finished



Doomben QLD Professional
Race 8: MORETON HIRE OPEN Handicap - 1200m
22 February 2025 - 16:24
Track Rating: Good 4, Weather: Fine, Rail Position: +4m Entire



Section	Overall	1000m	800m	600m	400m	200m							
Section Times	1:10.97 [10] (0:13.64)	0:57.33 [5] (0:11.13)	0:46.20 [5] (0:11.43)	0:34.77 [5] (0:11.06)	0:23.71 [5] (0:11.12)	0:12.59 [9] (0:12.59)							
Average Speed [km/h]	52.8	64.8	63.2	64.7	64.5	57.4							
Top Speed [km/h]	65.2	66.3	65.1	65.1	65.9	61.9							
Avg. Dist. to Rail [m]	4.8	1.1	0.5	0.6	1.0	2.0							
Avg. Stride Freq. [Hz]	2.2	2.3	2.3	2.4	2.4	2.2							
Avg. Stride Length [m]	6.4	7.6	7.5	7.5	7.4	7.1							





Doomben QLD Professional

Race 9: STRADBROKE SEASON BOOK NOW Class 6 Plate - 1350m

22 February 2025 - 17:10



BRISBANE
RACING CLUB

Track Rating: Good 4, Weather: Fine, Rail Position: +4m Entire

Section						Overall	1200m	1000m	800m	600m	400m	Last 600m	
Field Times						1:18.72 (0:10.77)	1:07.95 (0:10.22)	0:57.73 (0:10.84)	0:46.89 (0:11.30)	0:35.59 (0:11.61)	0:23.98 (0:11.75)	0:35.59	
Rank	TAB	Horse/Jockey	Barrier	Top Speed [km/h]	Fastest Section								Distance Travelled [m]
1	15	RED DEFCON	4	68.7	0:10.65	1:18.72 [1]	1:07.24 [13]	0:56.59 [12]	0:45.77 [12]	0:34.63 [11]	0:22.95 [11]	0:34.63	
		Cejay Graham		1200m	1200m	(0:11.48)	(0:10.65)	(0:10.82)	(0:11.14)	(0:11.68)	(0:11.44)		
2	11	NAVAL TRADER	13	69.5	0:10.49	1:18.75 [2]	1:07.48 [11]	0:56.99 [11]	0:46.19 [9]	0:34.85 [10]	0:23.20 [10]	0:34.85	+5
		Vlad Duric		1200m	1200m	(0:11.27)	(0:10.49)	(0:10.80)	(0:11.34)	(0:11.65)	(0:11.42)		
3	6	BLACK DUKE	10	68.7	0:10.68	1:18.83 [3]	1:07.36 [12]	0:56.68 [13]	0:45.72 [13]	0:34.40 [13]	0:22.72 [13]	0:34.40	-1
		Luke Dempsey		1200m	1200m	(0:11.47)	(0:10.68)	(0:10.96)	(0:11.32)	(0:11.68)	(0:11.22)		
4	1	CORFE CASTLE	5	70.0	0:10.49	1:18.94 [4]	1:07.93 [6]	0:57.44 [6]	0:46.77 [4]	0:35.58 [3]	0:23.82 [3]	0:35.58	+0
		Noel Callow		1200m	1200m	(0:11.01)	(0:10.49)	(0:10.67)	(0:11.19)	(0:11.76)	(0:11.47)		
5	8	SPACE TRACKER	11	70.6	0:10.28	1:18.95 [5]	1:08.13 [3]	0:57.85 [2]	0:47.02 [2]	0:35.67 [2]	0:24.09 [2]	0:35.67	+1
		Jag Guthmann-Chester		1200m	1200m	(0:10.82)	(0:10.28)	(0:10.83)	(0:11.35)	(0:11.58)	(0:11.63)		
6	7	SHIHAB	3	69.6	0:10.52	1:19.16 [6]	1:08.07 [8]	0:57.55 [8]	0:46.81 [6]	0:35.52 [8]	0:23.80 [8]	0:35.52	+1
		Martin Harley		1200m	1200m	(0:11.09)	(0:10.52)	(0:10.74)	(0:11.29)	(0:11.72)	(0:11.59)		
7	2	EZEKEIL	1	68.9	0:10.63	1:19.17 [7]	1:08.23 [5]	0:57.60 [7]	0:46.76 [8]	0:35.55 [6]	0:23.95 [4]	0:35.55	-2
		Angela Jones		1200m	1200m	(0:10.94)	(0:10.63)	(0:10.84)	(0:11.21)	(0:11.60)	(0:11.58)		
8	5	ATLANTIC OCEAN	2	68.9	0:10.63	1:19.30 [8]	1:08.19 [9]	0:57.56 [10]	0:46.63 [10]	0:35.41 [9]	0:23.79 [9]	0:35.41	+0
		Bailey Wheeler		1200m	1200m	(0:11.11)	(0:10.63)	(0:10.93)	(0:11.22)	(0:11.62)	(0:11.72)		
9	4	LOST IN TRANSIT	8	70.9	0:10.22	1:19.37 [9]	1:08.60 [1]	0:58.38 [1]	0:47.54 [1]	0:36.24 [1]	0:24.63 [1]	0:36.24	-3
		Cody Collis		1200m	1200m	(0:10.77)	(0:10.22)	(0:10.84)	(0:11.30)	(0:11.61)	(0:11.75)		
10	12	SWIFT CHARM	14	69.0	0:10.60	1:19.43 [10]	1:08.30 [10]	0:57.70 [9]	0:46.56 [11]	0:35.14 [12]	0:23.40 [12]	0:35.14	+5
		Siena Grima		1200m	1200m	(0:11.13)	(0:10.60)	(0:11.14)	(0:11.42)	(0:11.74)	(0:11.48)		

Scratched: Light Of Boom (#3), Cadetship (#10)

Report Created: Sat 22 February 2025 17:50 GMT+ (Note: Timing is based on position data)

Page 1/17

[] Ranking at each section and finish
-:-:- No data available at this section
NA No data available

SCN Saddle cloth number
DNF Did not finish
DNT Did not track

data processed by  TRIPLESDATA



Doomben QLD Professional

Race 9: STRADBROKE SEASON BOOK NOW Class 6 Plate - 1350m

22 February 2025 - 17:10



BRISBANE
RACING CLUB

Track Rating: Good 4, Weather: Fine, Rail Position: +4m Entire

Section						Overall	1200m	1000m	800m	600m	400m	Last 600m	
Field Times						1:18.72 (0:10.77)	1:07.95 (0:10.22)	0:57.73 (0:10.84)	0:46.89 (0:11.30)	0:35.59 (0:11.61)	0:23.98 (0:11.75)	0:35.59	
Rank	TAB	Horse/Jockey	Barrier	Top Speed [km/h]	Fastest Section								Distance Travelled [m]
11	13	YOSHINO	9	70.3	0:10.42	1:19.70 [11]	1:08.64 [7]	0:58.22 [5]	0:47.34 [7]	0:36.08 [7]	0:24.41 [7]	0:36.08	+5
		Nikita Beriman		1200m	1200m	(0:11.06)	(0:10.42)	(0:10.88)	(0:11.26)	(0:11.67)	(0:11.79)		
12	14	ZOOLOGY	6	70.2	0:10.46	1:21.50 [12]	1:10.57 [4]	1:00.11 [4]	0:49.26 [5]	0:37.89 [5]	0:26.22 [5]	0:37.89	+1
		Kyle Wilson-Taylor		1200m	1200m	(0:10.93)	(0:10.46)	(0:10.85)	(0:11.37)	(0:11.67)	(0:12.08)		
13	9	ATMOSPHERE	15	71.1	0:10.30	1:21.63 [13]	1:10.82 [2]	1:00.52 [3]	0:49.55 [3]	0:38.21 [4]	0:26.35 [6]	0:38.21	+3
		Justin Huxtable		1200m	1200m	(0:10.81)	(0:10.30)	(0:10.97)	(0:11.34)	(0:11.86)	(0:12.35)		

Scratched: Light Of Boom (#3), Cadetship (#10)



Doomben QLD Professional

Race 9: STRADBROKE SEASON BOOK NOW Class 6 Plate - 1350m

22 February 2025 - 17:10



BRISBANE
RACING CLUB

Track Rating: Good 4, Weather: Fine, Rail Position: +4m Entire

Section Field Times				200m 0:12.23 (0:12.23)				Last 600m 0:35.59	
Rank	TAB	Horse/Jockey	Barrier	Top Speed [km/h]	Fastest Section	Margin		Distance Travelled [m]	
1	15	RED DEFCON	4	68.7	0:10.65	0:11.51 [8]	1:18.72	0:34.63	
		Cejay Graham		1200m	1200m	(0:11.51)			
2	11	NAVAL TRADER	13	69.5	0:10.49	0:11.78 [6]	0.17L	0:34.85	+5
		Vlad Duric		1200m	1200m	(0:11.78)			
3	6	BLACK DUKE	10	68.7	0:10.68	0:11.50 [10]	0.67L	0:34.40	-1
		Luke Dempsey		1200m	1200m	(0:11.50)			
4	1	CORFE CASTLE	5	70.0	0:10.49	0:12.35 [3]	1.34L	0:35.58	+0
		Noel Callow		1200m	1200m	(0:12.35)			
5	8	SPACE TRACKER	11	70.6	0:10.28	0:12.46 [2]	1.34L	0:35.67	+1
		Jag Guthmann-Chester		1200m	1200m	(0:12.46)			
6	7	SHIHAB	3	69.6	0:10.52	0:12.21 [5]	2.57L	0:35.52	+1
		Martin Harley		1200m	1200m	(0:12.21)			
7	2	EZEKEIL	1	68.9	0:10.63	0:12.37 [4]	2.69L	0:35.55	-2
		Angela Jones		1200m	1200m	(0:12.37)			
8	5	ATLANTIC OCEAN	2	68.9	0:10.63	0:12.07 [9]	3.45L	0:35.41	+0
		Bailey Wheeler		1200m	1200m	(0:12.07)			
9	4	LOST IN TRANSIT	8	70.9	0:10.22	0:12.88 [1]	3.85L	0:36.24	-3
		Cody Collis		1200m	1200m	(0:12.88)			
10	12	SWIFT CHARM	14	69.0	0:10.60	0:11.92 [12]	4.18L	0:35.14	+5
		Siena Grima		1200m	1200m	(0:11.92)			

Scratched: Light Of Boom (#3), Cadetship (#10)

Report Created: Sat 22 February 2025 17:50 GMT+ (Note: Timing is based on position data)

Page 3/17

[] Ranking at each section and finish
-:-:- No data available at this section
NA No data available

SCN Saddle cloth number
DNF Did not finish
DNT Did not track

data processed by  TRIPLESDATA



Doomben QLD Professional

Race 9: STRADBROKE SEASON BOOK NOW Class 6 Plate - 1350m

22 February 2025 - 17:10



BRISBANE
RACING CLUB

Track Rating: Good 4, Weather: Fine, Rail Position: +4m Entire

Section		Field Times		200m		Last 600m	
				0:12.23 (0:12.23)		0:35.59	
Rank	TAB	Horse/Jockey	Barrier	Top Speed [km/h]	Fastest Section	Margin	Distance Travelled [m]
11	13	YOSHINO	9	70.3	0:10.42	0:12.62 [7]	5.8L
		Nikita Beriman		1200m	1200m	(0:12.62)	0:36.08 +5
12	14	ZOOLOGY	6	70.2	0:10.46	0:14.14 [11]	16.35L
		Kyle Wilson-Taylor		1200m	1200m	(0:14.14)	0:37.89 +1
13	9	ATMOSPHERE	15	71.1	0:10.30	0:14.00 [13]	17.13L
		Justin Huxtable		1200m	1200m	(0:14.00)	0:38.21 +3

Scratched: Light Of Boom (#3), Cadetship (#10)



Horse/Jockey Name	Red Defcon
Final Rank	1
Fastest Section Time (Section)	0:10.65 (1200m)
Top Speed [km/h] (Section)	68.7 (1200m)
Race State	Finished

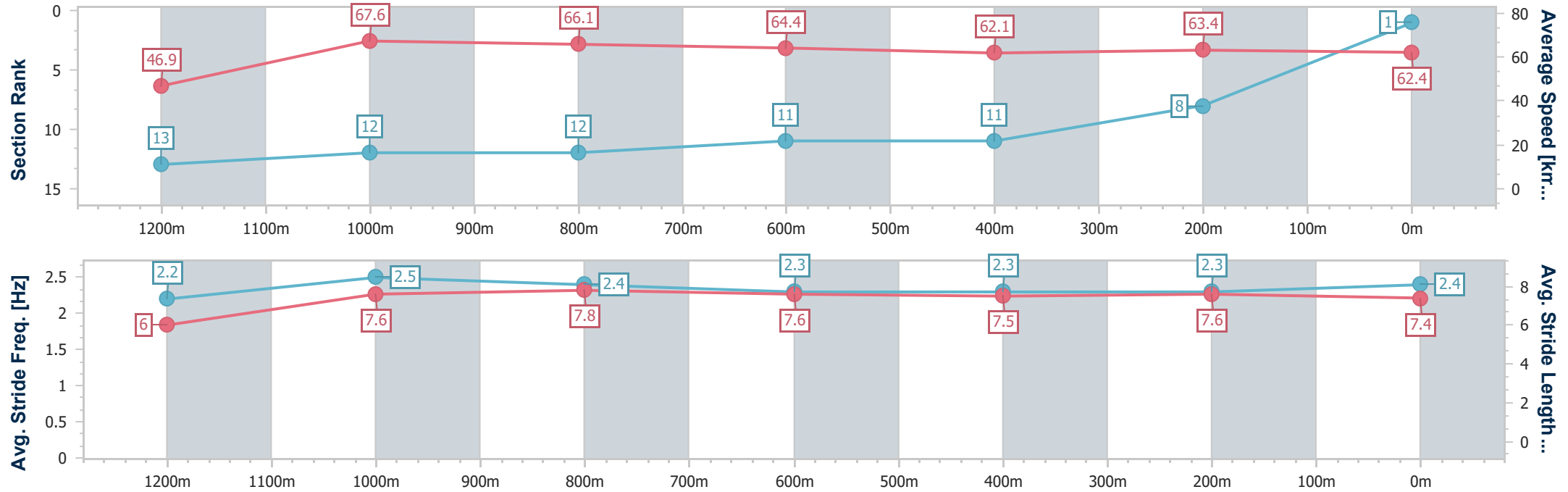


Doomben QLD Professional
Race 9: STRADBROKE SEASON BOOK NOW Class 6 Plate - 1350m
22 February 2025 - 17:10
Track Rating: Good 4, Weather: Fine, Rail Position: +4m Entire



BRISBANE
RACING CLUB

Section	Overall	1200m	1000m	800m	600m	400m	200m						
Section Times	1:18.72 [1] (0:11.48)	1:07.24 [13] (0:10.65)	0:56.59 [12] (0:10.82)	0:45.77 [12] (0:11.14)	0:34.63 [11] (0:11.68)	0:22.95 [11] (0:11.44)	0:11.51 [8] (0:11.51)						
Average Speed [km/h]	46.9	67.6	66.1	64.4	62.1	63.4	62.4						
Top Speed [km/h]	66.7	68.7	67.7	65.3	63.4	65.1	65.1						
Avg. Dist. to Rail [m]	2.3	0.9	1.9	0.8	1.3	2.2	0.9						
Avg. Stride Freq. [Hz]	2.2	2.5	2.4	2.3	2.3	2.3	2.4						
Avg. Stride Length [m]	6.0	7.6	7.8	7.6	7.5	7.6	7.4						





Horse/Jockey Name	Naval Trader
Final Rank	2
Fastest Section Time (Section)	0:10.49 (1200m)
Top Speed [km/h] (Section)	69.5 (1200m)
Race State	Finished

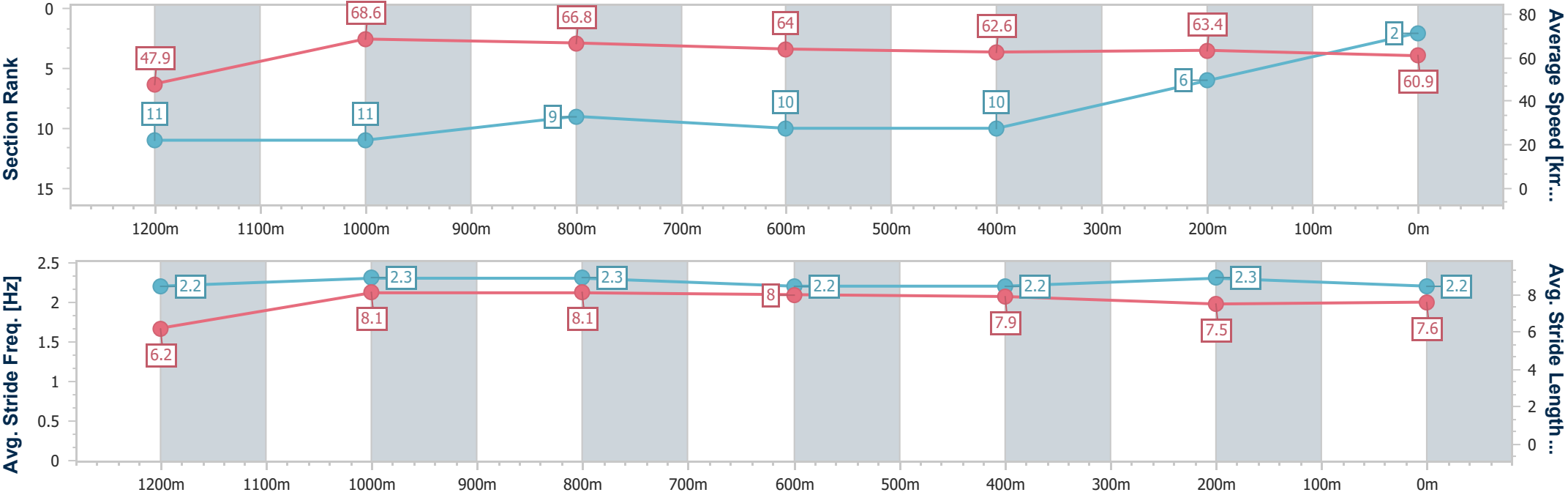


Doomben QLD Professional
Race 9: STRADBROKE SEASON BOOK NOW Class 6 Plate - 1350m
22 February 2025 - 17:10
Track Rating: Good 4, Weather: Fine, Rail Position: +4m Entire



BRISBANE
RACING CLUB

Section	Overall	1200m	1000m	800m	600m	400m	200m						
Section Times	1:18.75 [2] (0:11.27)	1:07.48 [11] (0:10.49)	0:56.99 [11] (0:10.80)	0:46.19 [9] (0:11.34)	0:34.85 [10] (0:11.65)	0:23.20 [10] (0:11.42)	0:11.78 [6] (0:11.78)						
Average Speed [km/h]	47.9	68.6	66.8	64.0	62.6	63.4	60.9						
Top Speed [km/h]	68.9	69.5	68.6	65.4	63.4	66.2	63.3						
Avg. Dist. to Rail [m]	8.7	2.5	0.5	1.8	2.2	2.5	4.7						
Avg. Stride Freq. [Hz]	2.2	2.3	2.3	2.2	2.2	2.3	2.2						
Avg. Stride Length [m]	6.2	8.1	8.1	8.0	7.9	7.5	7.6						





Horse/Jockey Name	Black Duke
Final Rank	3
Fastest Section Time (Section)	0:10.68 (1200m)
Top Speed [km/h] (Section)	68.7 (1200m)
Race State	Finished

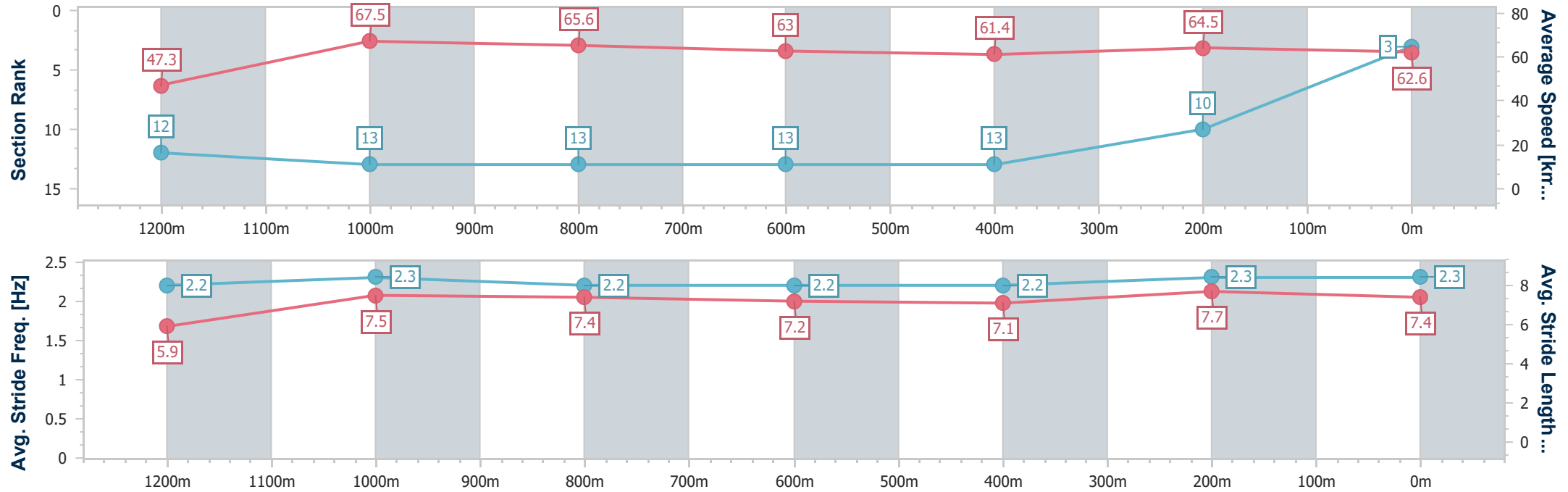


Doomben QLD Professional
Race 9: STRADBROKE SEASON BOOK NOW Class 6 Plate -
1350m
22 February 2025 - 17:10
Track Rating: Good 4, Weather: Fine, Rail Position: +4m Entire



BRISBANE
RACING CLUB

Section	Overall	1200m	1000m	800m	600m	400m	200m						
Section Times	1:18.83 [3] (0:11.47)	1:07.36 [12] (0:10.68)	0:56.68 [13] (0:10.96)	0:45.72 [13] (0:11.32)	0:34.40 [13] (0:11.68)	0:22.72 [13] (0:11.22)	0:11.50 [10] (0:11.50)						
Average Speed [km/h]	47.3	67.5	65.6	63.0	61.4	64.5	62.6						
Top Speed [km/h]	66.6	68.7	68.0	65.5	63.0	66.0	66.0						
Avg. Dist. to Rail [m]	6.9	1.5	0.7	1.7	1.0	3.8	7.4						
Avg. Stride Freq. [Hz]	2.2	2.3	2.2	2.2	2.2	2.3	2.3						
Avg. Stride Length [m]	5.9	7.5	7.4	7.2	7.1	7.7	7.4						





Horse/Jockey Name	Corfe Castle
Final Rank	4
Fastest Section Time (Section)	0:10.49 (1200m)
Top Speed [km/h] (Section)	70.0 (1200m)
Race State	Finished

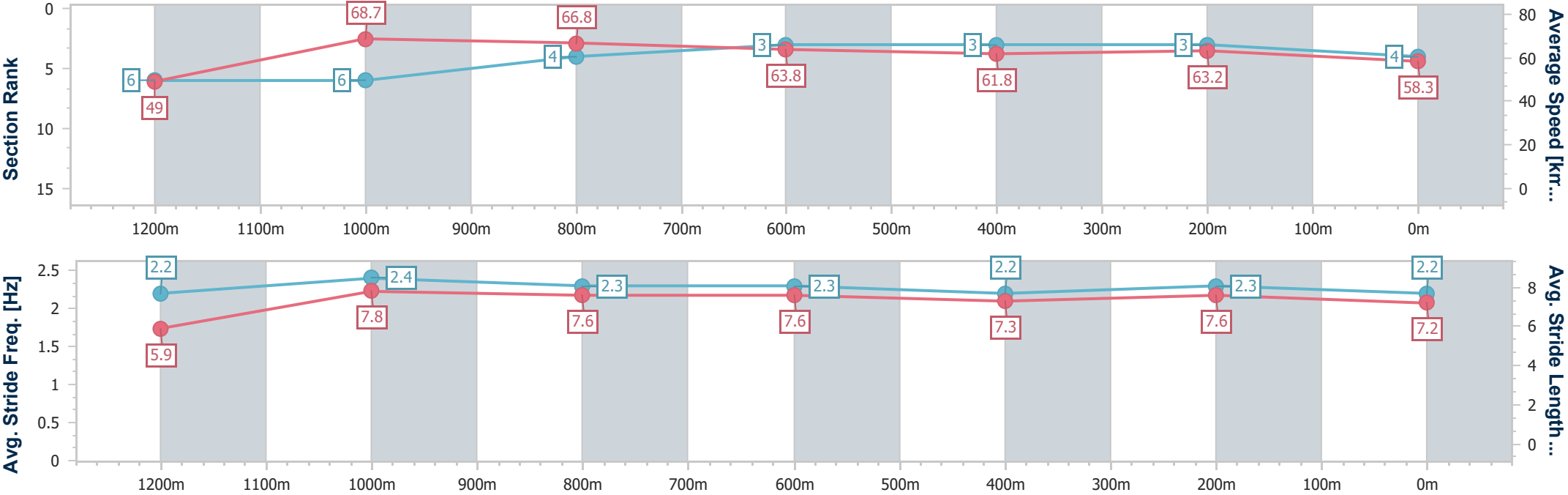


Doomben QLD Professional
Race 9: STRADBROKE SEASON BOOK NOW Class 6 Plate -
1350m
22 February 2025 - 17:10
Track Rating: Good 4, Weather: Fine, Rail Position: +4m Entire



BRISBANE
RACING CLUB

Section	Overall	1200m	1000m	800m	600m	400m	200m						
Section Times	1:18.94 [4] (0:11.01)	1:07.93 [6] (0:10.49)	0:57.44 [6] (0:10.67)	0:46.77 [4] (0:11.19)	0:35.58 [3] (0:11.76)	0:23.82 [3] (0:11.47)	0:12.35 [3] (0:12.35)						
Average Speed [km/h]	49.0	68.7	66.8	63.8	61.8	63.2	58.3						
Top Speed [km/h]	66.4	70.0	68.4	66.7	63.1	64.4	61.5						
Avg. Dist. to Rail [m]	2.5	2.4	3.7	1.4	1.6	2.9	3.4						
Avg. Stride Freq. [Hz]	2.2	2.4	2.3	2.3	2.2	2.3	2.2						
Avg. Stride Length [m]	5.9	7.8	7.6	7.6	7.3	7.6	7.2						





Horse/Jockey Name	Space Tracker
Final Rank	5
Fastest Section Time (Section)	0:10.28 (1200m)
Top Speed [km/h] (Section)	70.6 (1200m)
Race State	Finished

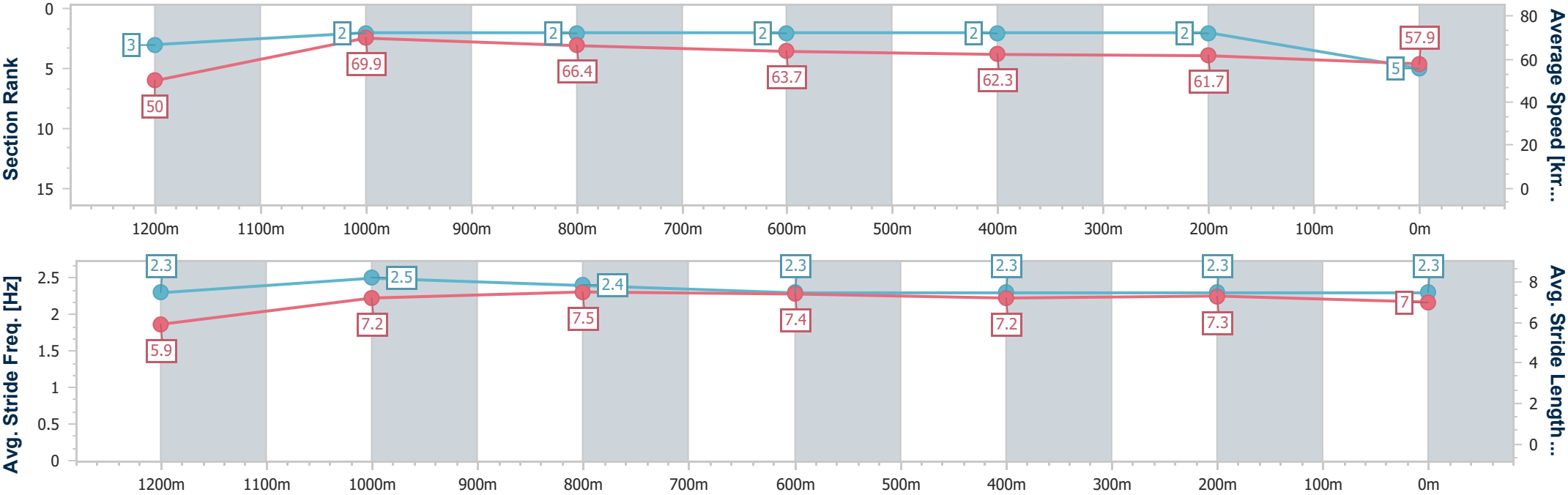


Doomben QLD Professional
Race 9: STRADBROKE SEASON BOOK NOW Class 6 Plate - 1350m
22 February 2025 - 17:10
Track Rating: Good 4, Weather: Fine, Rail Position: +4m Entire



BRISBANE
RACING CLUB

Section	Overall	1200m	1000m	800m	600m	400m	200m						
Section Times	1:18.95 [5] (0:10.82)	1:08.13 [3] (0:10.28)	0:57.85 [2] (0:10.83)	0:47.02 [2] (0:11.35)	0:35.67 [2] (0:11.58)	0:24.09 [2] (0:11.63)	0:12.46 [2] (0:12.46)						
Average Speed [km/h]	50.0	69.9	66.4	63.7	62.3	61.7	57.9						
Top Speed [km/h]	69.5	70.6	68.6	64.7	63.3	63.3	60.2						
Avg. Dist. to Rail [m]	8.4	2.2	0.3	0.3	0.3	1.0	1.2						
Avg. Stride Freq. [Hz]	2.3	2.5	2.4	2.3	2.3	2.3	2.3						
Avg. Stride Length [m]	5.9	7.2	7.5	7.4	7.2	7.3	7.0						



[] Ranking at each section and finish
-.-.- No data available at this section
NA No data available



Horse/Jockey Name	Shihab
Final Rank	6
Fastest Section Time (Section)	0:10.52 (1200m)
Top Speed [km/h] (Section)	69.6 (1200m)
Race State	Finished

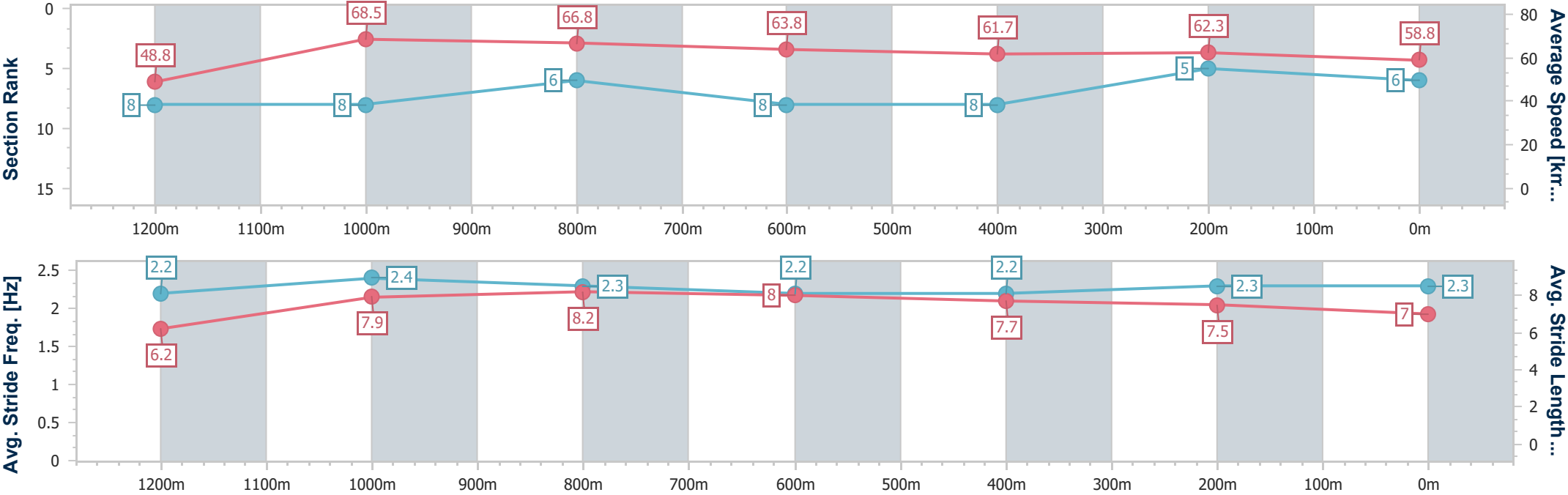


Doomben QLD Professional
Race 9: STRADBROKE SEASON BOOK NOW Class 6 Plate -
1350m
22 February 2025 - 17:10
Track Rating: Good 4, Weather: Fine, Rail Position: +4m Entire



BRISBANE
RACING CLUB

Section	Overall	1200m	1000m	800m	600m	400m	200m						
Section Times	1:19.16 [6] (0:11.09)	1:08.07 [8] (0:10.52)	0:57.55 [8] (0:10.74)	0:46.81 [6] (0:11.29)	0:35.52 [8] (0:11.72)	0:23.80 [8] (0:11.59)	0:12.21 [5] (0:12.21)						
Average Speed [km/h]	48.8	68.5	66.8	63.8	61.7	62.3	58.8						
Top Speed [km/h]	67.4	69.6	68.6	65.8	62.8	63.8	63.8						
Avg. Dist. to Rail [m]	2.5	0.8	0.6	0.4	0.7	2.2	2.5						
Avg. Stride Freq. [Hz]	2.2	2.4	2.3	2.2	2.2	2.3	2.3						
Avg. Stride Length [m]	6.2	7.9	8.2	8.0	7.7	7.5	7.0						





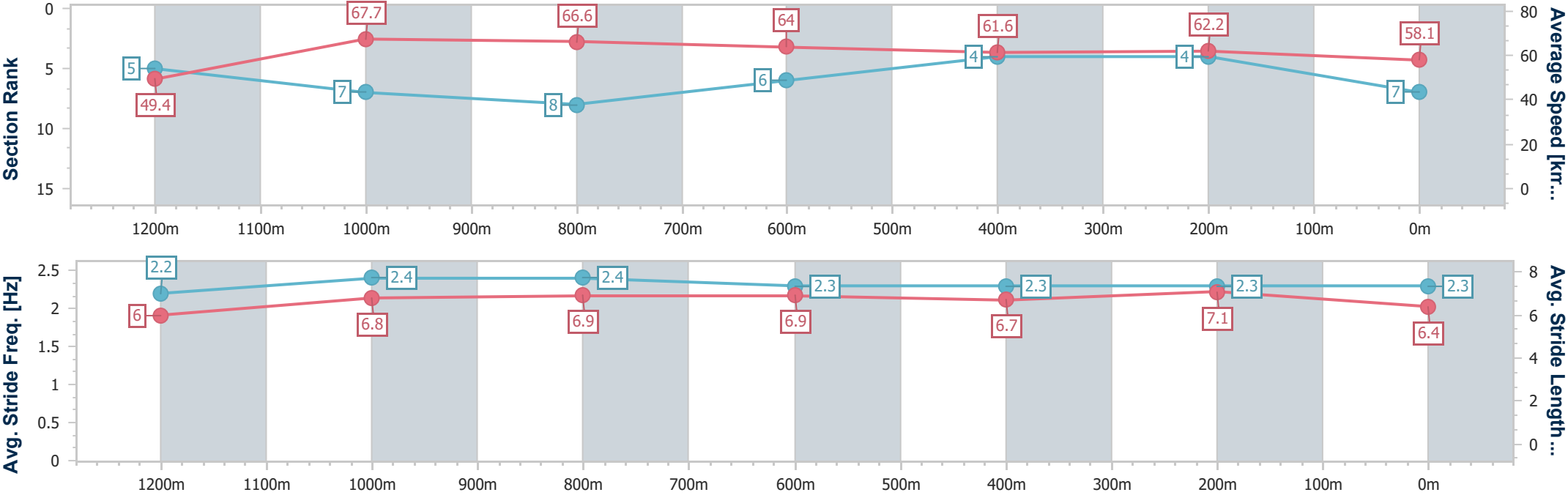
Horse/Jockey Name	Ezekeil
Final Rank	7
Fastest Section Time (Section)	0:10.63 (1200m)
Top Speed [km/h] (Section)	68.9 (1200m)
Race State	Finished



Doomben QLD Professional
Race 9: STRADBROKE SEASON BOOK NOW Class 6 Plate -
1350m
22 February 2025 - 17:10
Track Rating: Good 4, Weather: Fine, Rail Position: +4m Entire



Section	Overall	1200m	1000m	800m	600m	400m	200m						
Section Times	1:19.17 [7] (0:10.94)	1:08.23 [5] (0:10.63)	0:57.60 [7] (0:10.84)	0:46.76 [8] (0:11.21)	0:35.55 [6] (0:11.60)	0:23.95 [4] (0:11.58)	0:12.37 [4] (0:12.37)						
Average Speed [km/h]	49.4	67.7	66.6	64.0	61.6	62.2	58.1						
Top Speed [km/h]	67.2	68.9	67.3	65.8	63.2	62.9	61.0						
Avg. Dist. to Rail [m]	0.5	0.3	0.2	0.6	1.0	1.0	1.4						
Avg. Stride Freq. [Hz]	2.2	2.4	2.4	2.3	2.3	2.3	2.3						
Avg. Stride Length [m]	6.0	6.8	6.9	6.9	6.7	7.1	6.4						





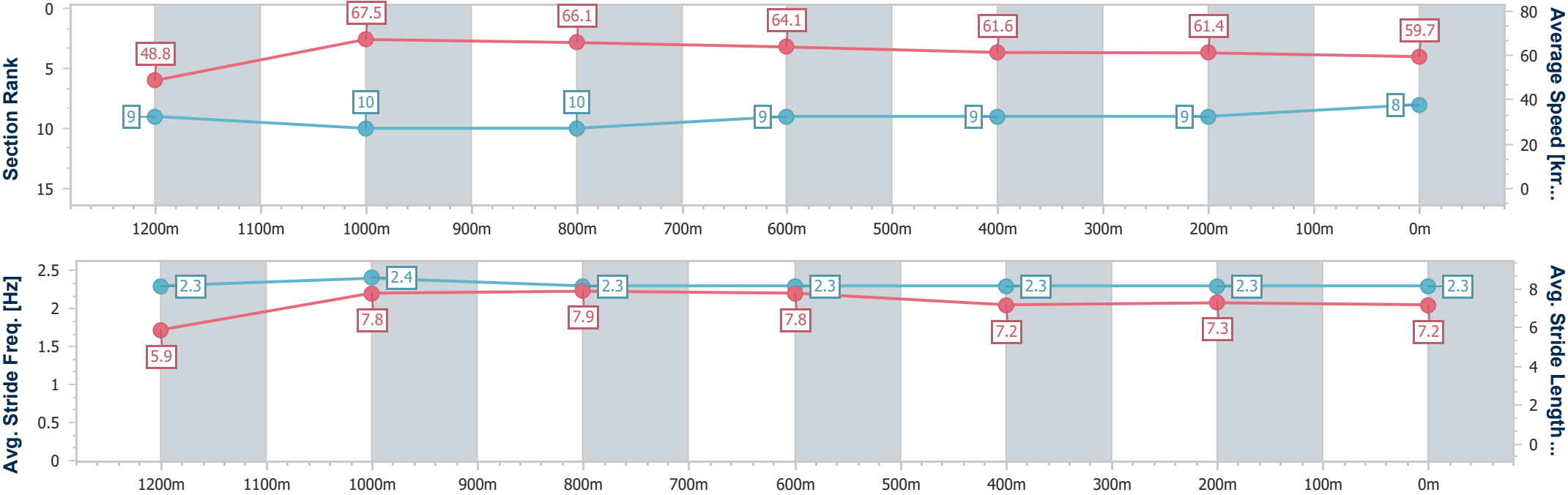
Horse/Jockey Name	Atlantic Ocean
Final Rank	8
Fastest Section Time (Section)	0:10.63 (1200m)
Top Speed [km/h] (Section)	68.9 (1200m)
Race State	Finished



Doomben QLD Professional
Race 9: STRADBROKE SEASON BOOK NOW Class 6 Plate -
1350m
22 February 2025 - 17:10
Track Rating: Good 4, Weather: Fine, Rail Position: +4m Entire



Section	Overall	1200m	1000m	800m	600m	400m	200m						
Section Times	1:19.30 [8] (0:11.11)	1:08.19 [9] (0:10.63)	0:57.56 [10] (0:10.93)	0:46.63 [10] (0:11.22)	0:35.41 [9] (0:11.62)	0:23.79 [9] (0:11.72)	0:12.07 [9] (0:12.07)						
Average Speed [km/h]	48.8	67.5	66.1	64.1	61.6	61.4	59.7						
Top Speed [km/h]	65.8	68.9	68.2	65.9	63.7	64.1	62.4						
Avg. Dist. to Rail [m]	1.9	0.6	1.1	0.2	0.6	1.1	1.2						
Avg. Stride Freq. [Hz]	2.3	2.4	2.3	2.3	2.3	2.3	2.3						
Avg. Stride Length [m]	5.9	7.8	7.9	7.8	7.2	7.3	7.2						





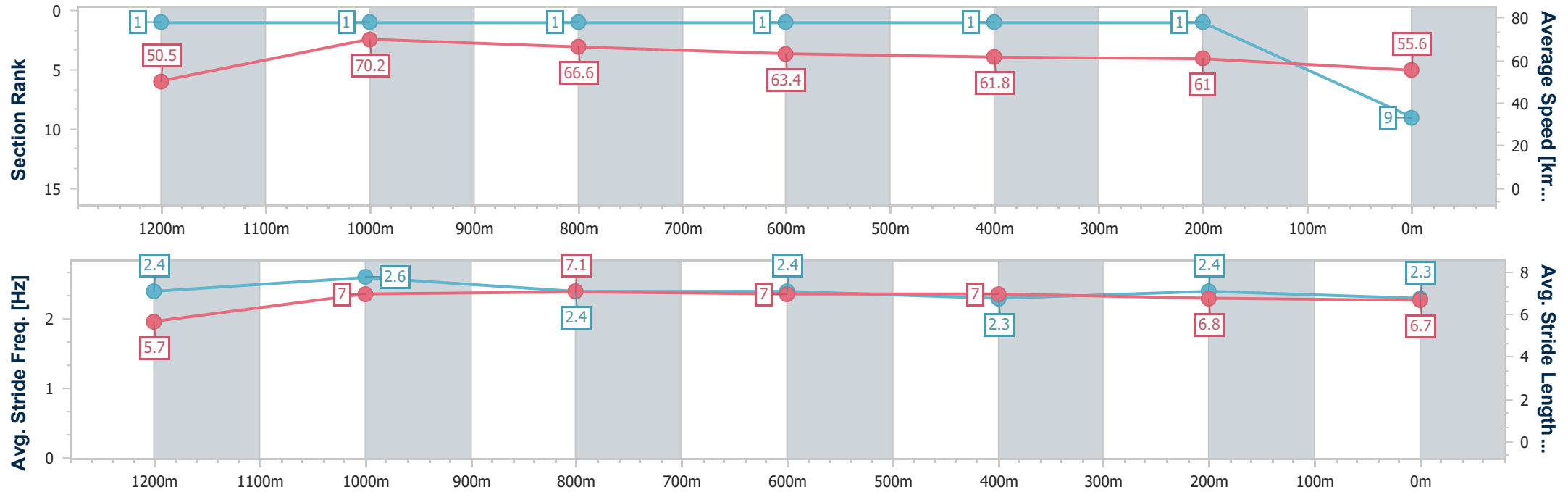
Horse/Jockey Name	Lost In Transit
Final Rank	9
Fastest Section Time (Section)	0:10.22 (1200m)
Top Speed [km/h] (Section)	70.9 (1200m)
Race State	Finished



Doomben QLD Professional
Race 9: STRADBROKE SEASON BOOK NOW Class 6 Plate - 1350m
22 February 2025 - 17:10
Track Rating: Good 4, Weather: Fine, Rail Position: +4m Entire



Section	Overall	1200m	1000m	800m	600m	400m	200m						
Section Times	1:19.37 [9] (0:10.77)	1:08.60 [1] (0:10.22)	0:58.38 [1] (0:10.84)	0:47.54 [1] (0:11.30)	0:36.24 [1] (0:11.61)	0:24.63 [1] (0:11.75)	0:12.88 [1] (0:12.88)						
Average Speed [km/h]	50.5	70.2	66.6	63.4	61.8	61.0	55.6						
Top Speed [km/h]	69.1	70.9	69.6	64.6	62.8	61.9	59.1						
Avg. Dist. to Rail [m]	6.4	2.4	0.7	0.6	1.5	1.1	0.4						
Avg. Stride Freq. [Hz]	2.4	2.6	2.4	2.4	2.3	2.4	2.3						
Avg. Stride Length [m]	5.7	7.0	7.1	7.0	7.0	6.8	6.7						





Horse/Jockey Name	Swift Charm
Final Rank	10
Fastest Section Time (Section)	0:10.60 (1200m)
Top Speed [km/h] (Section)	69.0 (1200m)
Race State	Finished

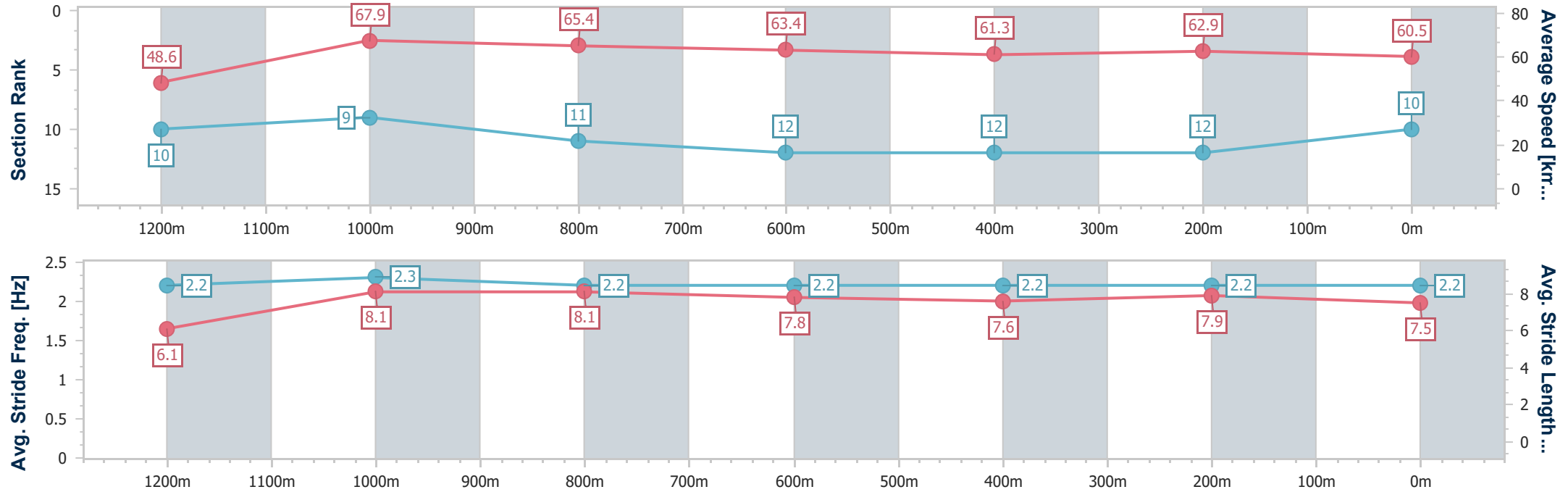


Doomben QLD Professional
Race 9: STRADBROKE SEASON BOOK NOW Class 6 Plate -
1350m
22 February 2025 - 17:10
Track Rating: Good 4, Weather: Fine, Rail Position: +4m Entire



BRISBANE
RACING CLUB

Section	Overall	1200m	1000m	800m	600m	400m	200m						
Section Times	1:19.43 [10] (0:11.13)	1:08.30 [10] (0:10.60)	0:57.70 [9] (0:11.14)	0:46.56 [11] (0:11.42)	0:35.14 [12] (0:11.74)	0:23.40 [12] (0:11.48)	0:11.92 [12] (0:11.92)						
Average Speed [km/h]	48.6	67.9	65.4	63.4	61.3	62.9	60.5						
Top Speed [km/h]	66.1	69.0	67.2	64.0	62.4	63.6	63.3						
Avg. Dist. to Rail [m]	11.4	5.9	4.2	1.3	0.5	1.9	3.3						
Avg. Stride Freq. [Hz]	2.2	2.3	2.2	2.2	2.2	2.2	2.2						
Avg. Stride Length [m]	6.1	8.1	8.1	7.8	7.6	7.9	7.5						





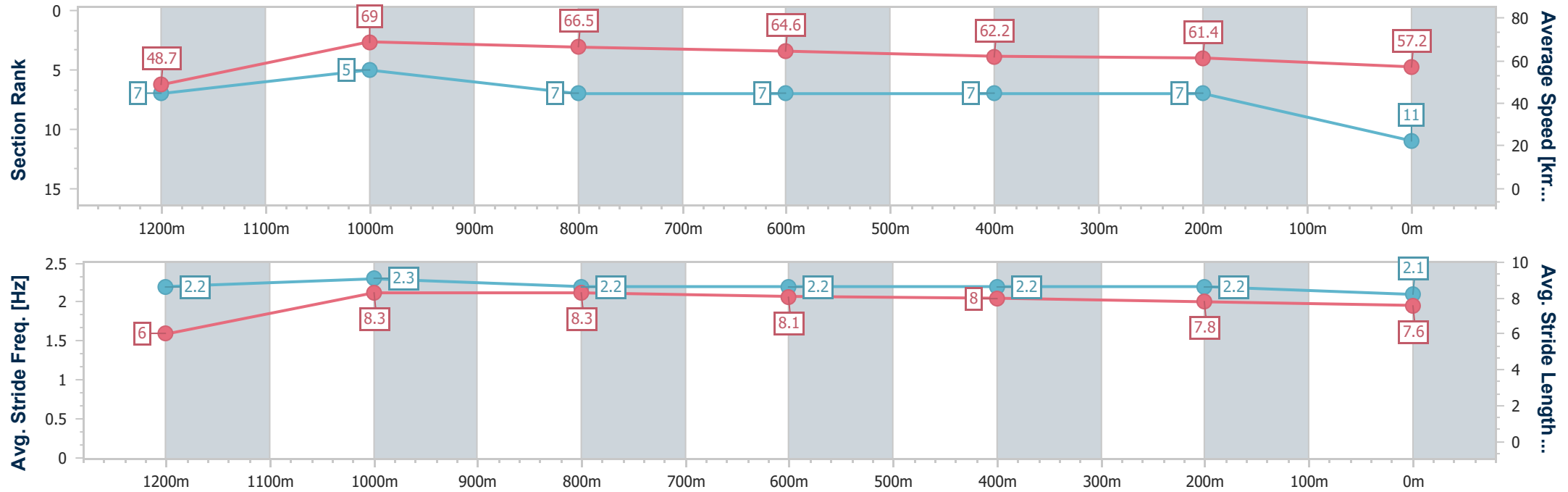
Horse/Jockey Name	Yoshino
Final Rank	11
Fastest Section Time (Section)	0:10.42 (1200m)
Top Speed [km/h] (Section)	70.3 (1200m)
Race State	Finished



Doomben QLD Professional
Race 9: STRADBROKE SEASON BOOK NOW Class 6 Plate -
1350m
22 February 2025 - 17:10
Track Rating: Good 4, Weather: Fine, Rail Position: +4m Entire



Section	Overall	1200m	1000m	800m	600m	400m	200m						
Section Times	1:19.70 [11] (0:11.06)	1:08.64 [7] (0:10.42)	0:58.22 [5] (0:10.88)	0:47.34 [7] (0:11.26)	0:36.08 [7] (0:11.67)	0:24.41 [7] (0:11.79)	0:12.62 [7] (0:12.62)						
Average Speed [km/h]	48.7	69.0	66.5	64.6	62.2	61.4	57.2						
Top Speed [km/h]	68.0	70.3	68.5	65.1	64.0	62.7	59.4						
Avg. Dist. to Rail [m]	6.4	2.0	1.5	1.6	1.9	1.9	0.9						
Avg. Stride Freq. [Hz]	2.2	2.3	2.2	2.2	2.2	2.2	2.1						
Avg. Stride Length [m]	6.0	8.3	8.3	8.1	8.0	7.8	7.6						





Horse/Jockey Name	Zoology
Final Rank	12
Fastest Section Time (Section)	0:10.46 (1200m)
Top Speed [km/h] (Section)	70.2 (1200m)
Race State	Finished

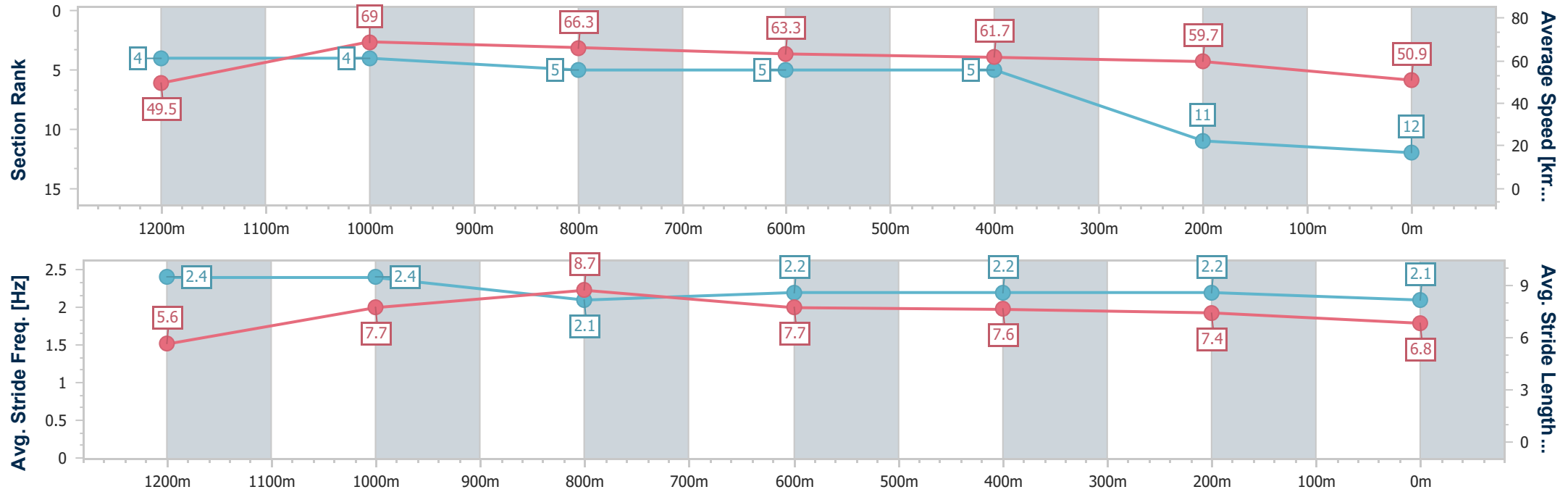


Doomben QLD Professional
Race 9: STRADBROKE SEASON BOOK NOW Class 6 Plate -
1350m
22 February 2025 - 17:10
Track Rating: Good 4, Weather: Fine, Rail Position: +4m Entire



BRISBANE
RACING CLUB

Section	Overall	1200m	1000m	800m	600m	400m	200m						
Section Times	1:21.50 [12] (0:10.93)	1:10.57 [4] (0:10.46)	1:00.11 [4] (0:10.85)	0:49.26 [5] (0:11.37)	0:37.89 [5] (0:11.67)	0:26.22 [5] (0:12.08)	0:14.14 [11] (0:14.14)						
Average Speed [km/h]	49.5	69.0	66.3	63.3	61.7	59.7	50.9						
Top Speed [km/h]	68.4	70.2	68.2	65.3	63.7	61.1	57.6						
Avg. Dist. to Rail [m]	3.9	0.9	1.4	0.2	0.4	0.8	0.6						
Avg. Stride Freq. [Hz]	2.4	2.4	2.1	2.2	2.2	2.2	2.1						
Avg. Stride Length [m]	5.6	7.7	8.7	7.7	7.6	7.4	6.8						





Horse/Jockey Name	Atmosphere
Final Rank	13
Fastest Section Time (Section)	0:10.30 (1200m)
Top Speed [km/h] (Section)	71.1 (1200m)
Race State	Finished

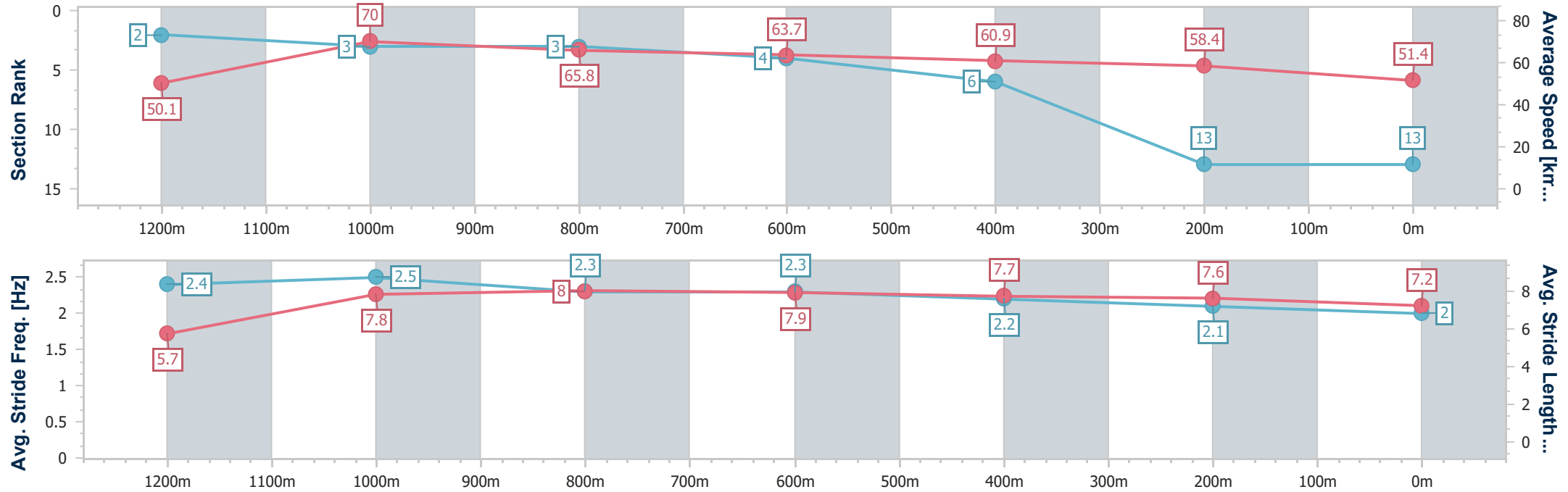


Doomben QLD Professional
Race 9: STRADBROKE SEASON BOOK NOW Class 6 Plate - 1350m
22 February 2025 - 17:10
Track Rating: Good 4, Weather: Fine, Rail Position: +4m Entire



BRISBANE
RACING CLUB

Section	Overall	1200m	1000m	800m	600m	400m	200m						
Section Times	1:21.63 [13] (0:10.81)	1:10.82 [2] (0:10.30)	1:00.52 [3] (0:10.97)	0:49.55 [3] (0:11.34)	0:38.21 [4] (0:11.86)	0:26.35 [6] (0:12.35)	0:14.00 [13] (0:14.00)						
Average Speed [km/h]	50.1	70.0	65.8	63.7	60.9	58.4	51.4						
Top Speed [km/h]	69.0	71.1	68.7	64.7	62.8	60.1	56.8						
Avg. Dist. to Rail [m]	12.2	5.4	1.8	0.9	0.7	1.3	2.9						
Avg. Stride Freq. [Hz]	2.4	2.5	2.3	2.3	2.2	2.1	2.0						
Avg. Stride Length [m]	5.7	7.8	8.0	7.9	7.7	7.6	7.2						





Doomben QLD Professional
Race 10: LADBROKES COMMUNITIES OPEN Handicap - *WEIGHTS**
RAISED 1.0* - 1615m**
22 February 2025 - 17:48



Track Rating: Good 4, Weather: Fine, Rail Position: +4m Entire

Section					Overall	1400m	1200m	1000m	800m	600m	400m	Last 600m		
Field Times					1:35.78 (0:14.77)	1:21.01 (0:11.15)	1:09.86 (0:11.55)	0:58.31 (0:11.75)	0:46.56 (0:11.98)	0:34.58 (0:11.70)	0:22.88 (0:11.35)	0:34.58		
Rank	TAB	Horse/Jockey	Barrier	Top Speed [km/h]	Fastest Section									Distance Travelled [m]
1	4	KRONENBOURG	5	66.9	0:10.92	1:35.78 [1]	1:20.63 [6]	1:09.03 [7]	0:57.39 [7]	0:45.56 [7]	0:33.75 [7]	0:22.40 [8]	0:33.75	
		Emily Lang		400m	400m	(0:15.15)	(0:11.60)	(0:11.64)	(0:11.83)	(0:11.81)	(0:11.35)	(0:10.92)		
2	8	DEVASTATE	3	65.6	0:11.07	1:35.98 [2]	1:21.12 [3]	1:09.84 [3]	0:58.13 [4]	0:46.19 [4]	0:34.29 [4]	0:22.80 [4]	0:34.29	-4
		Angela Jones		400m	400m	(0:14.86)	(0:11.28)	(0:11.71)	(0:11.94)	(0:11.90)	(0:11.49)	(0:11.07)		
3	7	ANEMACORE	13	65.5	0:11.07	1:36.02 [3]	1:19.82 [13]	1:08.32 [13]	0:56.78 [13]	0:45.03 [12]	0:33.46 [12]	0:22.20 [11]	0:33.46	-7
		Jim Byrne		200m	400m	(0:16.20)	(0:11.50)	(0:11.54)	(0:11.75)	(0:11.57)	(0:11.26)	(0:11.07)		
4	1	JUNIPAL	1	66.0	0:11.16	1:36.10 [4]	1:20.93 [7]	1:09.54 [6]	0:57.91 [6]	0:46.15 [5]	0:34.35 [5]	0:22.90 [5]	0:34.35	-6
		Jag Guthmann-Chester		400m	400m	(0:15.17)	(0:11.39)	(0:11.63)	(0:11.76)	(0:11.80)	(0:11.45)	(0:11.16)		
5	12	RED TOP	10	66.8	0:10.89	1:36.11 [5]	1:20.35 [10]	1:08.76 [10]	0:57.15 [11]	0:45.25 [11]	0:33.72 [11]	0:22.32 [10]	0:33.72	-2
		Samantha Collett		400m	400m	(0:15.76)	(0:11.59)	(0:11.61)	(0:11.90)	(0:11.53)	(0:11.40)	(0:10.89)		
6	10	KORUTO	2	66.0	0:11.08	1:36.18 [6]	1:20.48 [9]	1:09.09 [9]	0:57.56 [8]	0:45.69 [8]	0:34.06 [9]	0:22.70 [9]	0:34.06	-13
		Robbie Dolan		400m	400m	(0:15.70)	(0:11.39)	(0:11.53)	(0:11.87)	(0:11.63)	(0:11.36)	(0:11.08)		
7	5	FLYING TRAPEZE	7	65.5	0:11.17	1:36.25 [7]	1:21.48 [1]	1:10.31 [2]	0:58.57 [2]	0:46.76 [2]	0:34.85 [2]	0:23.24 [3]	0:34.85	-8
		Cejay Graham		1400m	1400m	(0:14.77)	(0:11.17)	(0:11.74)	(0:11.81)	(0:11.91)	(0:11.61)	(0:11.39)		
8	11	THAT'S MOLLY	11	65.3	0:11.04	1:36.39 [8]	1:20.35 [12]	1:08.95 [11]	0:57.46 [10]	0:45.74 [10]	0:34.27 [8]	0:23.12 [6]	0:34.27	-24
		Kyle Wilson-Taylor		400m	400m	(0:16.04)	(0:11.40)	(0:11.49)	(0:11.72)	(0:11.47)	(0:11.15)	(0:11.04)		
9	3	WARP SPEED	9	65.8	0:11.17	1:36.42 [9]	1:21.37 [5]	1:09.93 [5]	0:58.30 [5]	0:46.39 [6]	0:34.50 [6]	0:23.14 [7]	0:34.50	-2
		Martin Harley		400m	400m	(0:15.05)	(0:11.44)	(0:11.63)	(0:11.91)	(0:11.89)	(0:11.36)	(0:11.17)		
10	2	DUNE FORTY FIVE	8	66.7	0:11.10	1:36.48 [10]	1:21.66 [2]	1:10.56 [1]	0:59.01 [1]	0:47.26 [1]	0:35.28 [1]	0:23.58 [1]	0:35.28	-6
		Nikita Beriman		1400m	1400m	(0:14.82)	(0:11.10)	(0:11.55)	(0:11.75)	(0:11.98)	(0:11.70)	(0:11.45)		

Scratched: Hyde (#13)

Report Created: Sat 22 February 2025 18:02 GMT+ (Note: Timing is based on position data)

Page 1/17

[] Ranking at each section and finish
-:-:- No data available at this section
NA No data available

SCN Saddle cloth number
DNF Did not finish
DNT Did not track

data processed by  TRIPLESDATA



Doomben QLD Professional
Race 10: LADBROKES COMMUNITIES OPEN Handicap - *WEIGHTS**
RAISED 1.0* - 1615m**
22 February 2025 - 17:48



Track Rating: Good 4, Weather: Fine, Rail Position: +4m Entire

Section		Overall		1400m	1200m	1000m	800m	600m	400m	Last 600m			
Field Times		1:35.78		1:21.01	1:09.86	0:58.31	0:46.56	0:34.58	0:22.88	0:34.58			
		(0:14.77)		(0:11.15)	(0:11.55)	(0:11.75)	(0:11.98)	(0:11.70)	(0:11.35)				
Rank	TAB Horse/Jockey	Barrier	Top Speed [km/h]	Fastest Section									Distance Travelled [m]
11	9 JETTY	6	64.2	0:11.42	1:36.64 [11]	1:21.78 [4]	1:10.34 [4]	0:58.83 [3]	0:47.07 [3]	0:35.18 [3]	0:23.68 [2]	0:35.18	-4
	Bailey Wheeler		1400m	400m	(0:14.86)	(0:11.44)	(0:11.51)	(0:11.76)	(0:11.89)	(0:11.50)	(0:11.42)		
12	14 KIPLING'S JOURNEY	12	65.4	0:11.18	1:36.80 [12]	1:20.87 [11]	1:09.19 [12]	0:57.61 [12]	0:45.74 [13]	0:34.23 [13]	0:22.82 [12]	0:34.23	+0
	Mark Du Plessis		400m	400m	(0:15.93)	(0:11.68)	(0:11.58)	(0:11.87)	(0:11.51)	(0:11.41)	(0:11.18)		
13	6 TORRENS	4	64.3	0:11.47	1:37.46 [13]	1:22.07 [8]	1:10.43 [8]	0:58.78 [9]	0:46.90 [9]	0:35.14 [10]	0:23.47 [13]	0:35.14	+0
	Cody Collis		400m	400m	(0:15.39)	(0:11.64)	(0:11.65)	(0:11.88)	(0:11.76)	(0:11.67)	(0:11.47)		

Scratched: Hyde (#13)



Doomben QLD Professional
Race 10: LADBROKES COMMUNITIES OPEN Handicap - *WEIGHTS**
RAISED 1.0* - 1615m**
22 February 2025 - 17:48



Track Rating: Good 4, Weather: Fine, Rail Position: +4m Entire

Section Field Times				200m 0:11.53 (0:11.53)		Last 600m 0:34.58			
Rank	TAB	Horse/Jockey	Barrier	Top Speed [km/h]	Fastest Section	Margin			Distance Travelled [m]
1	4	KRONENBOURG	5	66.9	0:10.92	0:11.48 [2]	1:35.78	0:33.75	
		Emily Lang		400m	400m	(0:11.48)			
2	8	DEVASTATE	3	65.6	0:11.07	0:11.73 [1]	1.19L	0:34.29	-4
		Angela Jones		400m	400m	(0:11.73)			
3	7	ANEMACORE	13	65.5	0:11.07	0:11.13 [11]	1.39L	0:33.46	-7
		Jim Byrne		200m	400m	(0:11.13)			
4	1	JUNIPAL	1	66.0	0:11.16	0:11.74 [5]	1.86L	0:34.35	-6
		Jag Guthmann-Chester		400m	400m	(0:11.74)			
5	12	RED TOP	10	66.8	0:10.89	0:11.43 [10]	1.91L	0:33.72	-2
		Samantha Collett		400m	400m	(0:11.43)			
6	10	KORUTO	2	66.0	0:11.08	0:11.62 [9]	2.37L	0:34.06	-13
		Robbie Dolan		400m	400m	(0:11.62)			
7	5	FLYING TRAPEZE	7	65.5	0:11.17	0:11.85 [7]	2.77L	0:34.85	-8
		Cejay Graham		1400m	1400m	(0:11.85)			
8	11	THAT'S MOLLY	11	65.3	0:11.04	0:12.08 [3]	3.56L	0:34.27	-24
		Kyle Wilson-Taylor		400m	400m	(0:12.08)			
9	3	WARP SPEED	9	65.8	0:11.17	0:11.97 [8]	3.79L	0:34.50	-2
		Martin Harley		400m	400m	(0:11.97)			
10	2	DUNE FORTY FIVE	8	66.7	0:11.10	0:12.13 [4]	4.13L	0:35.28	-6
		Nikita Beriman		1400m	1400m	(0:12.13)			

Scratched: Hyde (#13)

Report Created: Sat 22 February 2025 18:02 GMT+ (Note: Timing is based on position data)

Page 3/17

[] Ranking at each section and finish
-:-:- No data available at this section
NA No data available

SCN Saddle cloth number
DNF Did not finish
DNT Did not track

data processed by  TRIPLESDATA



Doomben QLD Professional
Race 10: LADBROKES COMMUNITIES OPEN Handicap - *WEIGHTS**
RAISED 1.0* - 1615m**
22 February 2025 - 17:48



Track Rating: Good 4, Weather: Fine, Rail Position: +4m Entire

Section		200m					Last 600m		
Field Times		0:11.53 (0:11.53)					0:34.58		
Rank	TAB	Horse/Jockey	Barrier	Top Speed [km/h]	Fastest Section	Margin		Distance Travelled [m]	
11	9	JETTY	6	64.2	0:11.42	0:12.26 [6]	5.03L	0:35.18	-4
		Bailey Wheeler		1400m	400m	(0:12.26)			
12	14	KIPLING'S JOURNEY	12	65.4	0:11.18	0:11.64 [12]	6.01L	0:34.23	+0
		Mark Du Plessis		400m	400m	(0:11.64)			
13	6	TORRENS	4	64.3	0:11.47	0:12.00 [13]	9.88L	0:35.14	+0
		Cody Collis		400m	400m	(0:12.00)			

Scratched: Hyde (#13)



Horse/Jockey Name	Kronenbourg
Final Rank	1
Fastest Section Time (Section)	0:10.92 (400m)
Top Speed [km/h] (Section)	66.9 (400m)
Race State	Finished

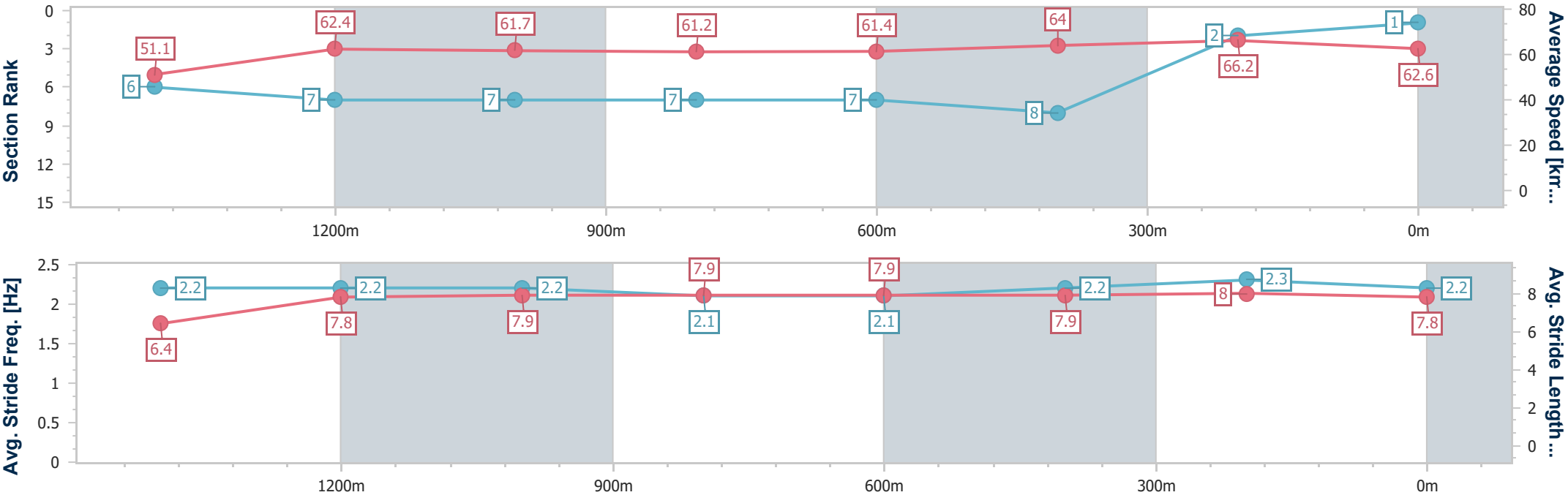


Doomben QLD Professional
Race 10: LADBROKES COMMUNITIES OPEN Handicap -
WEIGHTS RAISED 1.0 - 1615m
22 February 2025 - 17:48
Track Rating: Good 4, Weather: Fine, Rail Position: +4m Entire



BRISBANE
RACING CLUB

Section	Overall	1400m	1200m	1000m	800m	600m	400m	200m					
Section Times	1:35.78 [1] (0:15.15)	1:20.63 [6] (0:11.60)	1:09.03 [7] (0:11.64)	0:57.39 [7] (0:11.83)	0:45.56 [7] (0:11.81)	0:33.75 [7] (0:11.35)	0:22.40 [8] (0:10.92)	0:11.48 [2] (0:11.48)					
Average Speed [km/h]	51.1	62.4	61.7	61.2	61.4	64.0	66.2	62.6					
Top Speed [km/h]	63.0	63.1	62.5	62.1	62.0	65.4	66.9	66.4					
Avg. Dist. to Rail [m]	1.3	1.0	1.8	1.6	1.5	1.3	2.7	4.0					
Avg. Stride Freq. [Hz]	2.2	2.2	2.2	2.1	2.1	2.2	2.3	2.2					
Avg. Stride Length [m]	6.4	7.8	7.9	7.9	7.9	7.9	8.0	7.8					





Horse/Jockey Name	Devastate
Final Rank	2
Fastest Section Time (Section)	0:11.07 (400m)
Top Speed [km/h] (Section)	65.6 (400m)
Race State	Finished

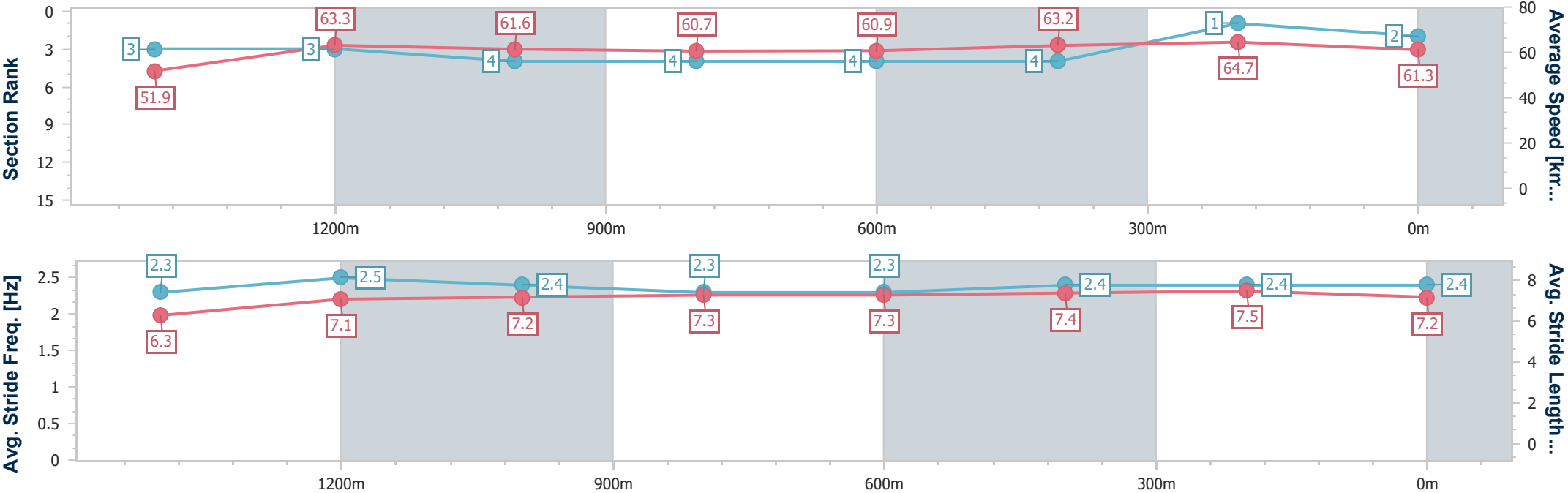


Doomben QLD Professional
Race 10: LADBROKES COMMUNITIES OPEN Handicap -
WEIGHTS RAISED 1.0 - 1615m
22 February 2025 - 17:48
Track Rating: Good 4, Weather: Fine, Rail Position: +4m Entire



BRISBANE
RACING CLUB

Section	Overall	1400m	1200m	1000m	800m	600m	400m	200m					
Section Times	1:35.98 [2] (0:14.86)	1:21.12 [3] (0:11.28)	1:09.84 [3] (0:11.71)	0:58.13 [4] (0:11.94)	0:46.19 [4] (0:11.90)	0:34.29 [4] (0:11.49)	0:22.80 [4] (0:11.07)	0:11.73 [1] (0:11.73)					
Average Speed [km/h]	51.9	63.3	61.6	60.7	60.9	63.2	64.7	61.3					
Top Speed [km/h]	63.4	64.7	63.6	61.9	62.3	63.9	65.6	64.2					
Avg. Dist. to Rail [m]	1.7	1.4	0.4	1.5	1.8	1.4	1.7	0.5					
Avg. Stride Freq. [Hz]	2.3	2.5	2.4	2.3	2.3	2.4	2.4	2.4					
Avg. Stride Length [m]	6.3	7.1	7.2	7.3	7.3	7.4	7.5	7.2					





Horse/Jockey Name	Anemacore
Final Rank	3
Fastest Section Time (Section)	0:11.07 (400m)
Top Speed [km/h] (Section)	65.5 (200m)
Race State	Finished

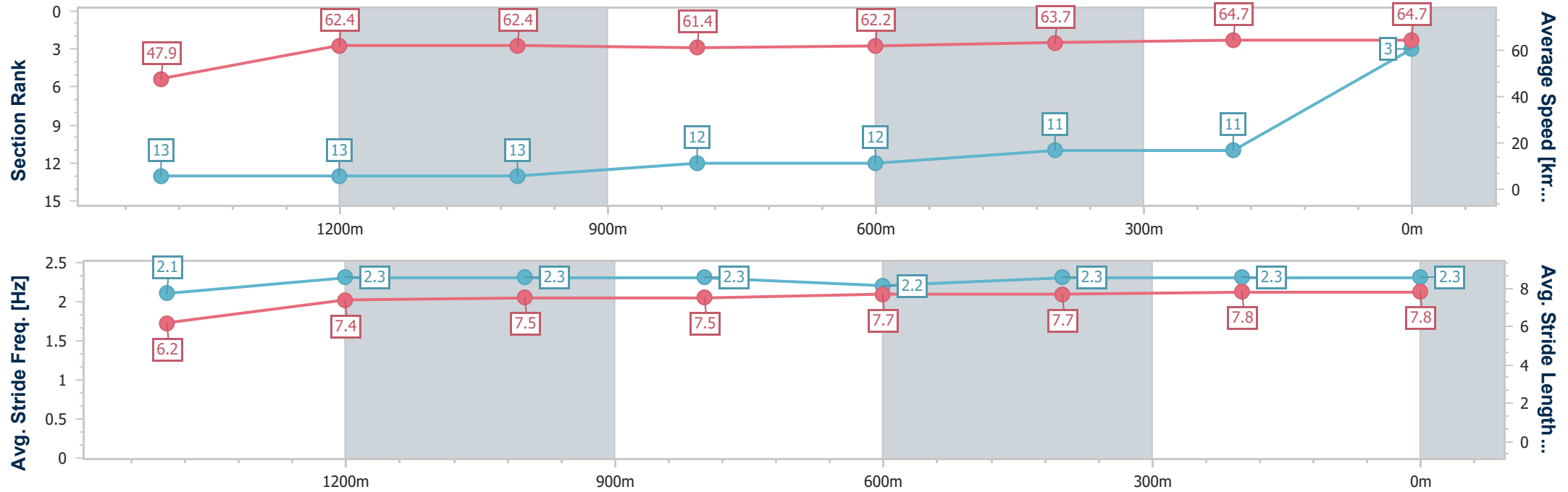


Doomben QLD Professional
Race 10: LADBROKES COMMUNITIES OPEN Handicap -
WEIGHTS RAISED 1.0 - 1615m
22 February 2025 - 17:48
Track Rating: Good 4, Weather: Fine, Rail Position: +4m Entire



BRISBANE
RACING CLUB

Section	Overall	1400m	1200m	1000m	800m	600m	400m	200m					
Section Times	1:36.02 [3] (0:16.20)	1:19.82 [13] (0:11.50)	1:08.32 [13] (0:11.54)	0:56.78 [13] (0:11.75)	0:45.03 [12] (0:11.57)	0:33.46 [12] (0:11.26)	0:22.20 [11] (0:11.07)	0:11.13 [11] (0:11.13)					
Average Speed [km/h]	47.9	62.4	62.4	61.4	62.2	63.7	64.7	64.7					
Top Speed [km/h]	62.2	63.2	62.8	62.6	63.6	65.0	65.3	65.5					
Avg. Dist. to Rail [m]	4.9	0.5	0.5	0.7	0.2	1.1	1.9	5.6					
Avg. Stride Freq. [Hz]	2.1	2.3	2.3	2.3	2.2	2.3	2.3	2.3					
Avg. Stride Length [m]	6.2	7.4	7.5	7.5	7.7	7.7	7.8	7.8					



[] Ranking at each section and finish
-.-.- No data available at this section
NA No data available



Horse/Jockey Name	Junipal
Final Rank	4
Fastest Section Time (Section)	0:11.16 (400m)
Top Speed [km/h] (Section)	66.0 (400m)
Race State	Finished

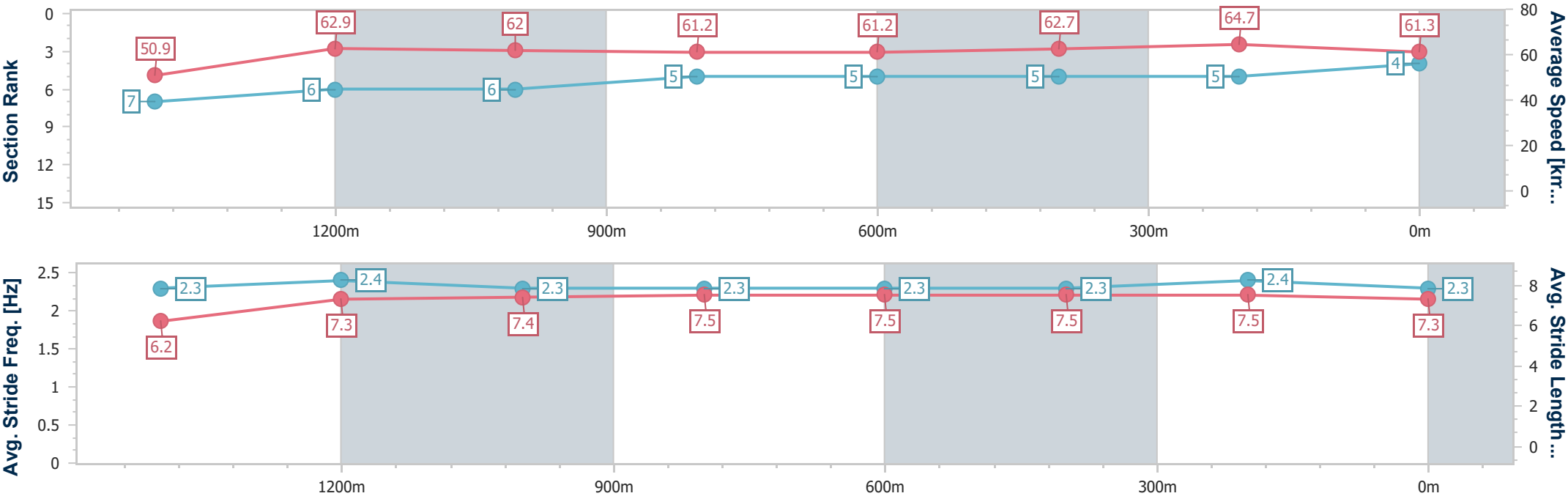


Doomben QLD Professional
Race 10: LADBROKES COMMUNITIES OPEN Handicap -
WEIGHTS RAISED 1.0 - 1615m
22 February 2025 - 17:48
Track Rating: Good 4, Weather: Fine, Rail Position: +4m Entire



BRISBANE
RACING CLUB

Section	Overall	1400m	1200m	1000m	800m	600m	400m	200m					
Section Times	1:36.10 [4] (0:15.17)	1:20.93 [7] (0:11.39)	1:09.54 [6] (0:11.63)	0:57.91 [6] (0:11.76)	0:46.15 [5] (0:11.80)	0:34.35 [5] (0:11.45)	0:22.90 [5] (0:11.16)	0:11.74 [5] (0:11.74)					
Average Speed [km/h]	50.9	62.9	62.0	61.2	61.2	62.7	64.7	61.3					
Top Speed [km/h]	63.9	63.6	62.8	62.9	62.4	63.3	66.0	63.9					
Avg. Dist. to Rail [m]	1.8	1.0	0.3	0.7	0.5	0.3	1.6	3.3					
Avg. Stride Freq. [Hz]	2.3	2.4	2.3	2.3	2.3	2.3	2.4	2.3					
Avg. Stride Length [m]	6.2	7.3	7.4	7.5	7.5	7.5	7.5	7.3					





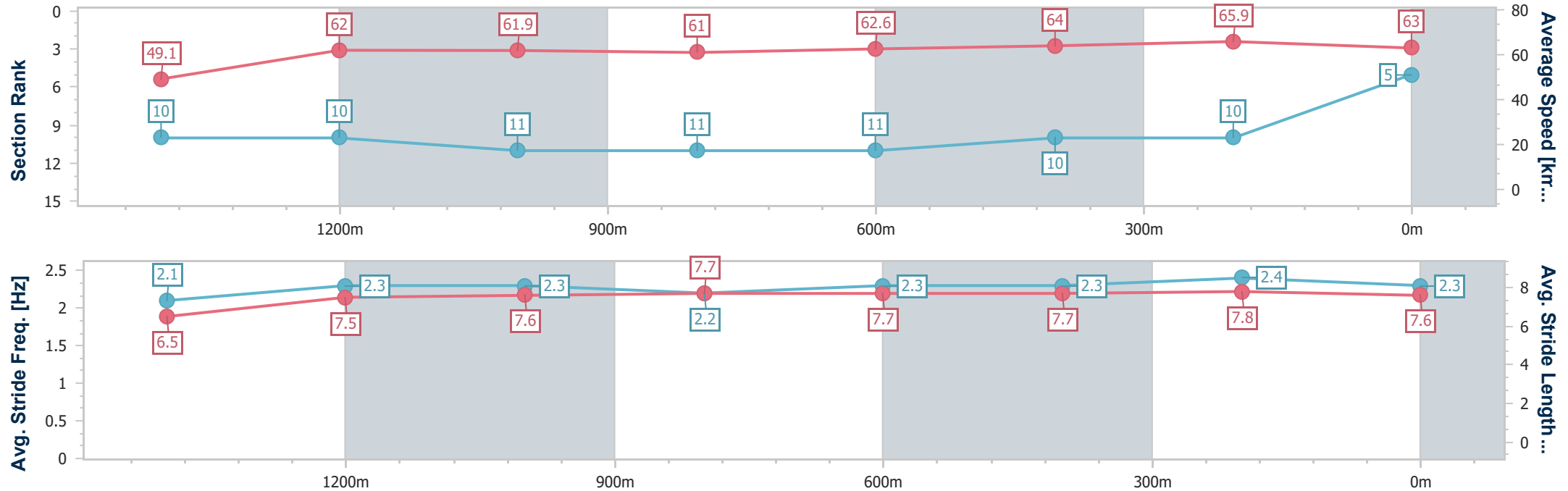
Horse/Jockey Name	Red Top
Final Rank	5
Fastest Section Time (Section)	0:10.89 (400m)
Top Speed [km/h] (Section)	66.8 (400m)
Race State	Finished



Doomben QLD Professional
Race 10: LADBROKES COMMUNITIES OPEN Handicap -
WEIGHTS RAISED 1.0 - 1615m
22 February 2025 - 17:48
Track Rating: Good 4, Weather: Fine, Rail Position: +4m Entire



Section	Overall	1400m	1200m	1000m	800m	600m	400m	200m					
Section Times	1:36.11 [5] (0:15.76)	1:20.35 [10] (0:11.59)	1:08.76 [10] (0:11.61)	0:57.15 [11] (0:11.90)	0:45.25 [11] (0:11.53)	0:33.72 [11] (0:11.40)	0:22.32 [10] (0:10.89)	0:11.43 [10] (0:11.43)					
Average Speed [km/h]	49.1	62.0	61.9	61.0	62.6	64.0	65.9	63.0					
Top Speed [km/h]	61.3	63.2	62.7	61.3	64.6	65.5	66.8	65.1					
Avg. Dist. to Rail [m]	3.5	0.7	1.4	1.6	1.5	1.4	2.1	4.7					
Avg. Stride Freq. [Hz]	2.1	2.3	2.3	2.2	2.3	2.3	2.4	2.3					
Avg. Stride Length [m]	6.5	7.5	7.6	7.7	7.7	7.7	7.8	7.6					





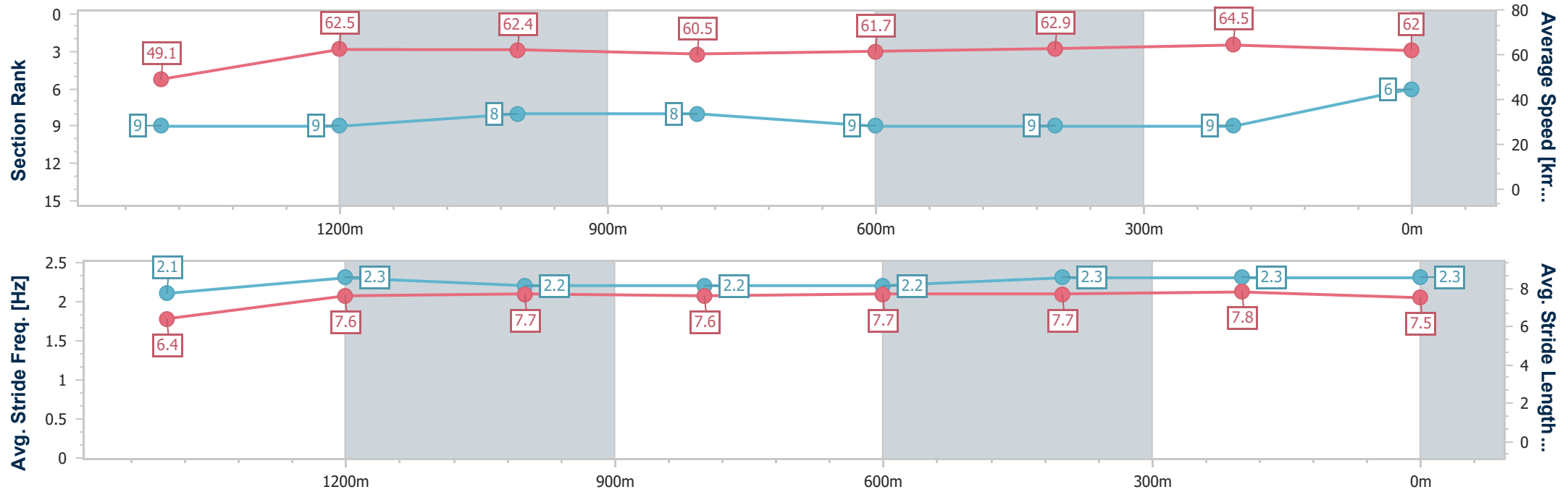
Horse/Jockey Name	Koruto
Final Rank	6
Fastest Section Time (Section)	0:11.08 (400m)
Top Speed [km/h] (Section)	66.0 (400m)
Race State	Finished



Doomben QLD Professional
Race 10: LADBROKES COMMUNITIES OPEN Handicap -
WEIGHTS RAISED 1.0 - 1615m
22 February 2025 - 17:48
Track Rating: Good 4, Weather: Fine, Rail Position: +4m Entire



Section	Overall	1400m	1200m	1000m	800m	600m	400m	200m					
Section Times	1:36.18 [6] (0:15.70)	1:20.48 [9] (0:11.39)	1:09.09 [9] (0:11.53)	0:57.56 [8] (0:11.87)	0:45.69 [8] (0:11.63)	0:34.06 [9] (0:11.36)	0:22.70 [9] (0:11.08)	0:11.62 [9] (0:11.62)					
Average Speed [km/h]	49.1	62.5	62.4	60.5	61.7	62.9	64.5	62.0					
Top Speed [km/h]	62.8	63.4	63.5	61.2	62.8	64.2	66.0	64.9					
Avg. Dist. to Rail [m]	1.6	2.1	0.8	0.8	0.5	1.4	1.7	1.2					
Avg. Stride Freq. [Hz]	2.1	2.3	2.2	2.2	2.2	2.3	2.3	2.3					
Avg. Stride Length [m]	6.4	7.6	7.7	7.6	7.7	7.7	7.8	7.5					





Horse/Jockey Name	Flying Trapeze
Final Rank	7
Fastest Section Time (Section)	0:11.17 (1400m)
Top Speed [km/h] (Section)	65.5 (1400m)
Race State	Finished

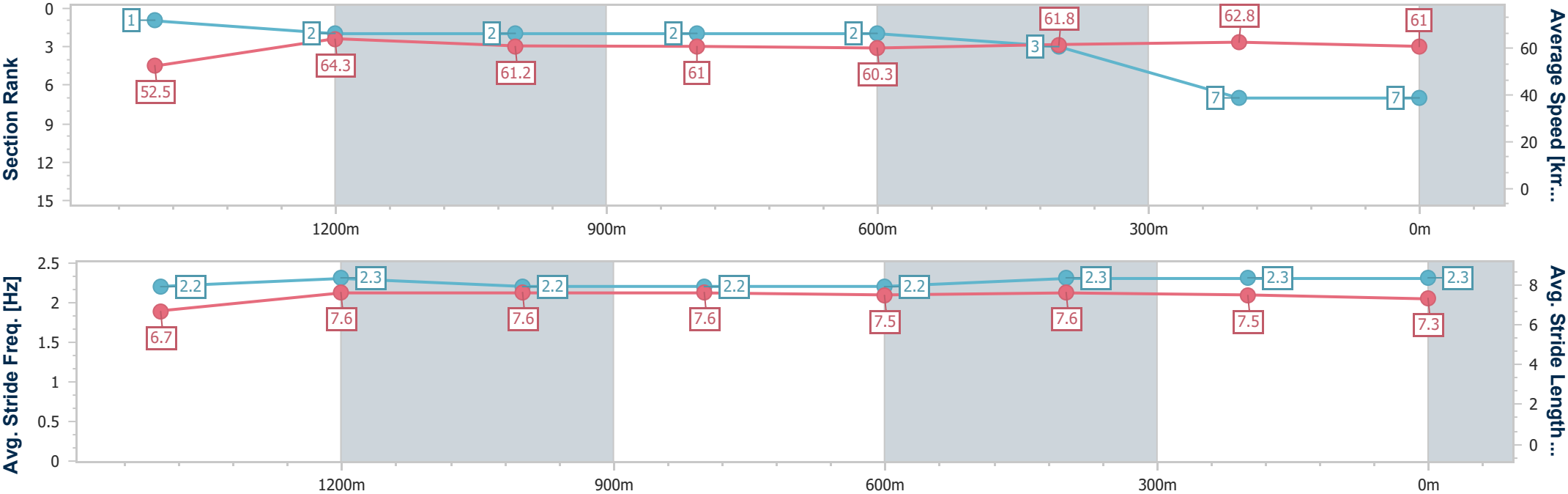


Doomben QLD Professional
Race 10: LADBROKES COMMUNITIES OPEN Handicap -
WEIGHTS RAISED 1.0 - 1615m
22 February 2025 - 17:48
Track Rating: Good 4, Weather: Fine, Rail Position: +4m Entire



BRISBANE
RACING CLUB

Section	Overall	1400m	1200m	1000m	800m	600m	400m	200m					
Section Times	1:36.25 [7] (0:14.77)	1:21.48 [1] (0:11.17)	1:10.31 [2] (0:11.74)	0:58.57 [2] (0:11.81)	0:46.76 [2] (0:11.91)	0:34.85 [2] (0:11.61)	0:23.24 [3] (0:11.39)	0:11.85 [7] (0:11.85)					
Average Speed [km/h]	52.5	64.3	61.2	61.0	60.3	61.8	62.8	61.0					
Top Speed [km/h]	65.2	65.5	62.6	61.2	61.7	62.1	64.6	62.4					
Avg. Dist. to Rail [m]	3.2	0.8	0.9	0.7	0.4	0.9	1.5	2.0					
Avg. Stride Freq. [Hz]	2.2	2.3	2.2	2.2	2.2	2.3	2.3	2.3					
Avg. Stride Length [m]	6.7	7.6	7.6	7.6	7.5	7.6	7.5	7.3					





Horse/Jockey Name	That's Molly
Final Rank	8
Fastest Section Time (Section)	0:11.04 (400m)
Top Speed [km/h] (Section)	65.3 (400m)
Race State	Finished

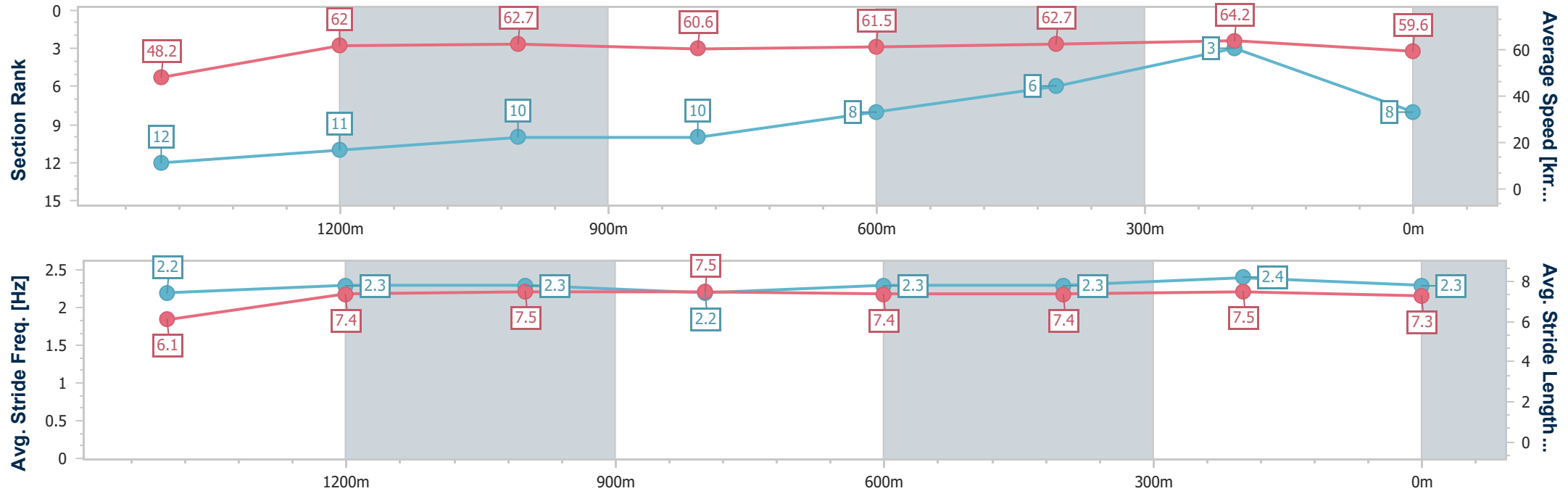


Doomben QLD Professional
Race 10: LADBROKES COMMUNITIES OPEN Handicap -
WEIGHTS RAISED 1.0 - 1615m
22 February 2025 - 17:48
Track Rating: Good 4, Weather: Fine, Rail Position: +4m Entire



BRISBANE
RACING CLUB

Section	Overall	1400m	1200m	1000m	800m	600m	400m	200m					
Section Times	1:36.39 [8] (0:16.04)	1:20.35 [12] (0:11.40)	1:08.95 [11] (0:11.49)	0:57.46 [10] (0:11.72)	0:45.74 [10] (0:11.47)	0:34.27 [8] (0:11.15)	0:23.12 [6] (0:11.04)	0:12.08 [3] (0:12.08)					
Average Speed [km/h]	48.2	62.0	62.7	60.6	61.5	62.7	64.2	59.6					
Top Speed [km/h]	61.2	62.5	62.8	62.1	61.3	63.6	65.3	63.6					
Avg. Dist. to Rail [m]	4.1	2.9	3.8	3.4	5.0	4.8	4.4	1.9					
Avg. Stride Freq. [Hz]	2.2	2.3	2.3	2.2	2.3	2.3	2.4	2.3					
Avg. Stride Length [m]	6.1	7.4	7.5	7.5	7.4	7.4	7.5	7.3					





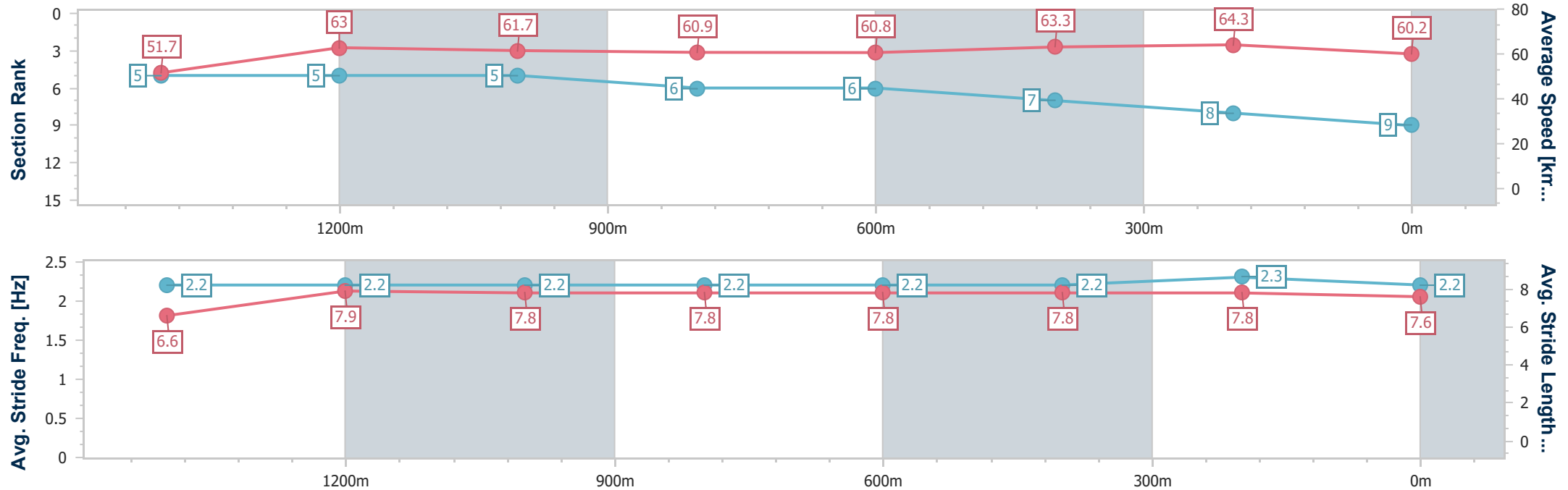
Horse/Jockey Name	Warp Speed
Final Rank	9
Fastest Section Time (Section)	0:11.17 (400m)
Top Speed [km/h] (Section)	65.8 (400m)
Race State	Finished



Doomben QLD Professional
Race 10: LADBROKES COMMUNITIES OPEN Handicap -
WEIGHTS RAISED 1.0 - 1615m
22 February 2025 - 17:48
Track Rating: Good 4, Weather: Fine, Rail Position: +4m Entire



Section	Overall	1400m	1200m	1000m	800m	600m	400m	200m					
Section Times	1:36.42 [9] (0:15.05)	1:21.37 [5] (0:11.44)	1:09.93 [5] (0:11.63)	0:58.30 [5] (0:11.91)	0:46.39 [6] (0:11.89)	0:34.50 [6] (0:11.36)	0:23.14 [7] (0:11.17)	0:11.97 [8] (0:11.97)					
Average Speed [km/h]	51.7	63.0	61.7	60.9	60.8	63.3	64.3	60.2					
Top Speed [km/h]	64.3	64.1	62.8	62.1	61.4	64.4	65.8	63.1					
Avg. Dist. to Rail [m]	5.6	0.5	1.2	1.3	1.0	0.3	1.5	2.8					
Avg. Stride Freq. [Hz]	2.2	2.2	2.2	2.2	2.2	2.2	2.3	2.2					
Avg. Stride Length [m]	6.6	7.9	7.8	7.8	7.8	7.8	7.8	7.6					





Horse/Jockey Name	Dune Forty Five
Final Rank	10
Fastest Section Time (Section)	0:11.10 (1400m)
Top Speed [km/h] (Section)	66.7 (1400m)
Race State	Finished

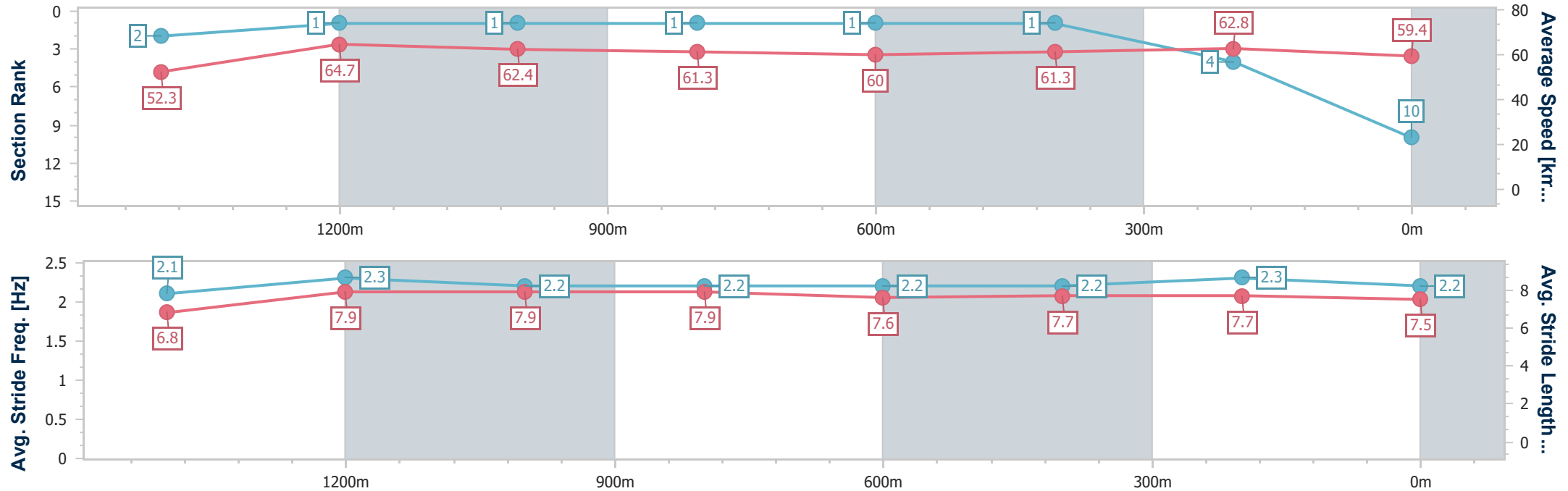


Doomben QLD Professional
Race 10: LADBROKES COMMUNITIES OPEN Handicap -
WEIGHTS RAISED 1.0 - 1615m
22 February 2025 - 17:48
Track Rating: Good 4, Weather: Fine, Rail Position: +4m Entire



BRISBANE
RACING CLUB

Section	Overall	1400m	1200m	1000m	800m	600m	400m	200m					
Section Times	1:36.48 [10] (0:14.82)	1:21.66 [2] (0:11.10)	1:10.56 [1] (0:11.55)	0:59.01 [1] (0:11.75)	0:47.26 [1] (0:11.98)	0:35.28 [1] (0:11.70)	0:23.58 [1] (0:11.45)	0:12.13 [4] (0:12.13)					
Average Speed [km/h]	52.3	64.7	62.4	61.3	60.0	61.3	62.8	59.4					
Top Speed [km/h]	66.6	66.7	63.2	61.9	60.7	62.6	64.0	61.5					
Avg. Dist. to Rail [m]	3.1	0.8	0.4	0.5	0.2	0.5	0.9	0.6					
Avg. Stride Freq. [Hz]	2.1	2.3	2.2	2.2	2.2	2.2	2.3	2.2					
Avg. Stride Length [m]	6.8	7.9	7.9	7.9	7.6	7.7	7.7	7.5					





Horse/Jockey Name	Jetty
Final Rank	11
Fastest Section Time (Section)	0:11.42 (400m)
Top Speed [km/h] (Section)	64.2 (1400m)
Race State	Finished

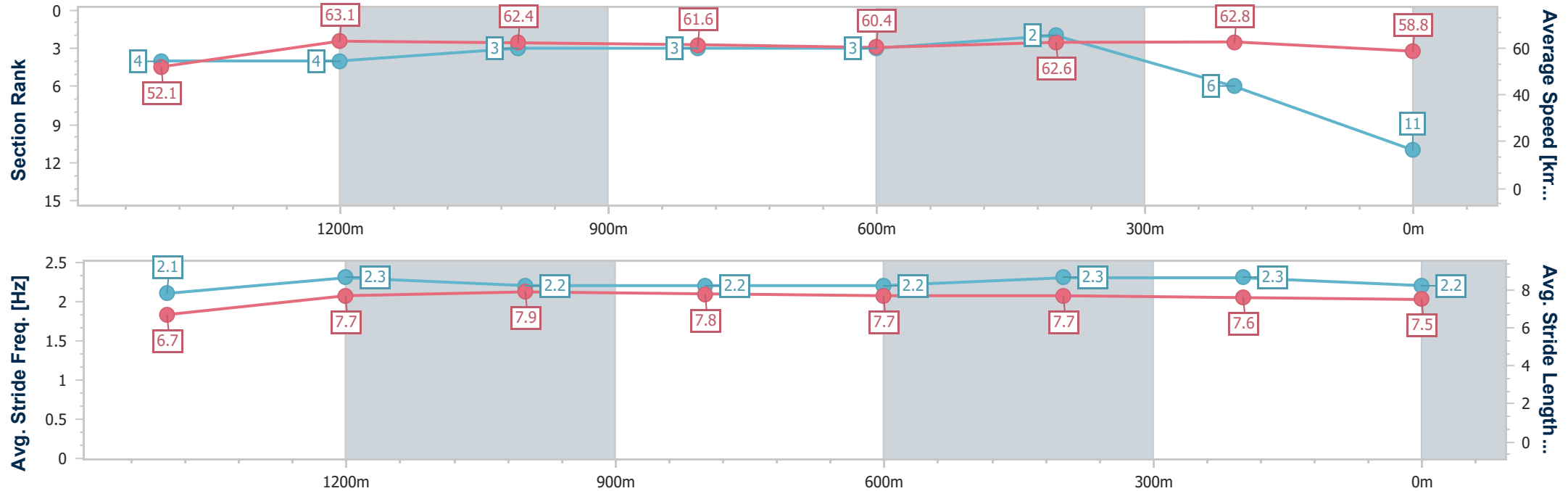


Doomben QLD Professional
Race 10: LADBROKES COMMUNITIES OPEN Handicap -
WEIGHTS RAISED 1.0 - 1615m
22 February 2025 - 17:48
Track Rating: Good 4, Weather: Fine, Rail Position: +4m Entire



BRISBANE
RACING CLUB

Section	Overall	1400m	1200m	1000m	800m	600m	400m	200m					
Section Times	1:36.64 [11] (0:14.86)	1:21.78 [4] (0:11.44)	1:10.34 [4] (0:11.51)	0:58.83 [3] (0:11.76)	0:47.07 [3] (0:11.89)	0:35.18 [3] (0:11.50)	0:23.68 [2] (0:11.42)	0:12.26 [6] (0:12.26)					
Average Speed [km/h]	52.1	63.1	62.4	61.6	60.4	62.6	62.8	58.8					
Top Speed [km/h]	63.4	64.2	63.0	62.1	61.7	63.1	63.6	61.7					
Avg. Dist. to Rail [m]	1.5	0.7	1.2	1.2	0.3	0.3	0.8	0.6					
Avg. Stride Freq. [Hz]	2.1	2.3	2.2	2.2	2.2	2.3	2.3	2.2					
Avg. Stride Length [m]	6.7	7.7	7.9	7.8	7.7	7.7	7.6	7.5					





Horse/Jockey Name	Kipling's Journey
Final Rank	12
Fastest Section Time (Section)	0:11.18 (400m)
Top Speed [km/h] (Section)	65.4 (400m)
Race State	Finished

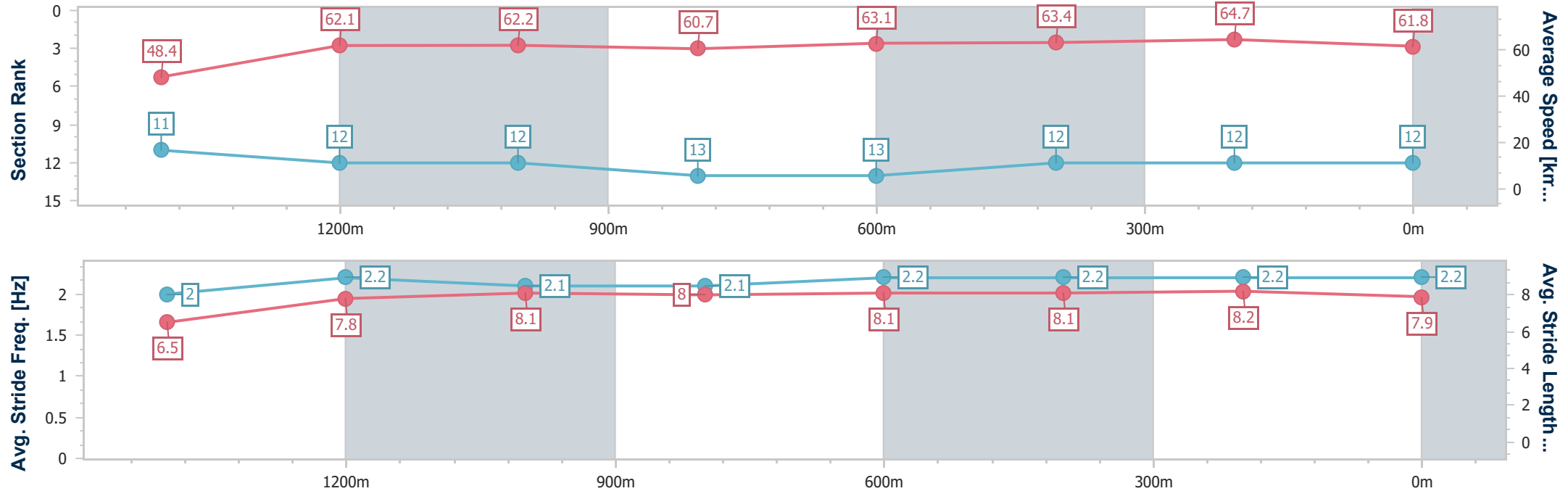


Doomben QLD Professional
Race 10: LADBROKES COMMUNITIES OPEN Handicap -
WEIGHTS RAISED 1.0 - 1615m
22 February 2025 - 17:48
Track Rating: Good 4, Weather: Fine, Rail Position: +4m Entire



BRISBANE
RACING CLUB

Section	Overall	1400m	1200m	1000m	800m	600m	400m	200m					
Section Times	1:36.80 [12] (0:15.93)	1:20.87 [11] (0:11.68)	1:09.19 [12] (0:11.58)	0:57.61 [12] (0:11.87)	0:45.74 [13] (0:11.51)	0:34.23 [13] (0:11.41)	0:22.82 [12] (0:11.18)	0:11.64 [12] (0:11.64)					
Average Speed [km/h]	48.4	62.1	62.2	60.7	63.1	63.4	64.7	61.8					
Top Speed [km/h]	63.0	63.0	62.8	62.4	64.7	64.8	65.4	64.1					
Avg. Dist. to Rail [m]	4.7	0.6	1.4	1.4	1.4	1.1	1.9	1.1					
Avg. Stride Freq. [Hz]	2.0	2.2	2.1	2.1	2.2	2.2	2.2	2.2					
Avg. Stride Length [m]	6.5	7.8	8.1	8.0	8.1	8.1	8.2	7.9					





Horse/Jockey Name	Torrens
Final Rank	13
Fastest Section Time (Section)	0:11.47 (400m)
Top Speed [km/h] (Section)	64.3 (400m)
Race State	Finished



Doomben QLD Professional
Race 10: LADBROKES COMMUNITIES OPEN Handicap -
WEIGHTS RAISED 1.0 - 1615m
22 February 2025 - 17:48
Track Rating: Good 4, Weather: Fine, Rail Position: +4m Entire



Section	Overall	1400m	1200m	1000m	800m	600m	400m	200m					
Section Times	1:37.46 [13] (0:15.39)	1:22.07 [8] (0:11.64)	1:10.43 [8] (0:11.65)	0:58.78 [9] (0:11.88)	0:46.90 [9] (0:11.76)	0:35.14 [10] (0:11.67)	0:23.47 [13] (0:11.47)	0:12.00 [13] (0:12.00)					
Average Speed [km/h]	50.3	62.3	61.8	60.9	61.6	61.8	63.0	59.9					
Top Speed [km/h]	62.3	63.3	62.8	62.3	62.4	62.4	64.3	62.4					
Avg. Dist. to Rail [m]	1.1	1.0	1.9	1.7	1.3	0.7	0.3	0.8					
Avg. Stride Freq. [Hz]	2.2	2.2	2.1	2.2	2.2	2.2	2.3	2.3					
Avg. Stride Length [m]	6.5	7.9	8.0	7.9	7.8	7.6	7.6	7.4					

