



# Toowoomba QLD Professional

## Race 1: THANK YOU LIFE & LONG MEMBERS Class 1 Handicap - 1300m

22 February 2025 - 17:19



Track Rating: Good 4, Weather: Windy, Rail Position: True

Section		Overall				1200m	1000m	800m	600m	400m	Last 600m	
Field Times		1:20.08				1:11.92	1:00.37	0:48.50	0:36.61	0:24.22	0:36.61	
		(0:08.16)				(0:11.55)	(0:11.87)	(0:11.89)	(0:12.39)	(0:12.31)		
Rank	TAB	Horse/Jockey	Barrier	Top Speed [km/h]	Fastest Section							Distance Travelled [m]
1	9	RUBAAHY	5	64.1	0:08.69	1:20.08 [1]	1:11.39 [5]	0:59.79 [7]	0:47.82 [7]	0:35.90 [7]	0:23.77 [7]	0:35.90
		Erin Molloy		1200m	Overall	(0:08.69)	(0:11.60)	(0:11.97)	(0:11.92)	(0:12.13)	(0:11.92)	
2	4	FARWEST	12	64.5	0:09.16	1:20.31 [2]	1:11.15 [9]	0:59.68 [8]	0:47.72 [8]	0:35.89 [8]	0:23.77 [8]	0:35.89 -6
		Luke Tarrant		1200m	Overall	(0:09.16)	(0:11.47)	(0:11.96)	(0:11.83)	(0:12.12)	(0:11.99)	
3	17	JOY MCCOY	4	64.8	0:08.80	1:20.54 [3]	1:11.74 [6]	1:00.32 [5]	0:48.44 [5]	0:36.59 [5]	0:24.50 [3]	0:36.59 -4
		Dylan Bennett		1200m	Overall	(0:08.80)	(0:11.42)	(0:11.88)	(0:11.85)	(0:12.09)	(0:12.13)	
4	6	MYSTERY POWER	2	65.0	0:08.44	1:20.66 [4]	1:12.22 [2]	1:00.79 [2]	0:48.89 [3]	0:36.90 [3]	0:24.55 [4]	0:36.90 -3
		Cobi Vitler		1200m	Overall	(0:08.44)	(0:11.43)	(0:11.90)	(0:11.99)	(0:12.35)	(0:12.18)	
5	10	HONGKONG HARMONY	10	63.5	0:08.89	1:20.92 [5]	1:12.03 [8]	1:00.12 [10]	0:48.20 [9]	0:36.38 [9]	0:24.27 [9]	0:36.38 -2
		Gabrielle Semmens		1200m	Overall	(0:08.89)	(0:11.91)	(0:11.92)	(0:11.82)	(0:12.11)	(0:11.99)	
6	5	SWITCHBLADE	9	64.9	0:08.55	1:21.06 [6]	1:12.51 [3]	1:01.03 [3]	0:49.30 [2]	0:37.51 [2]	0:25.02 [2]	0:37.51 -1
		Nathan Fazackerley		1200m	Overall	(0:08.55)	(0:11.48)	(0:11.73)	(0:11.79)	(0:12.49)	(0:12.46)	
7	13	BASIL'S GIFT	7	64.5	0:08.87	1:21.10 [7]	1:12.23 [7]	1:00.86 [6]	0:48.95 [6]	0:36.99 [6]	0:24.79 [6]	0:36.99 -4
		Girish Goomany		1200m	Overall	(0:08.87)	(0:11.37)	(0:11.91)	(0:11.96)	(0:12.20)	(0:12.21)	
8	7	LIKE SMOKE	1	64.1	0:08.56	1:21.15 [8]	1:12.59 [4]	1:01.03 [4]	0:49.14 [4]	0:37.24 [4]	0:24.94 [5]	0:37.24 -9
		Nathan Thomas		1200m	Overall	(0:08.56)	(0:11.56)	(0:11.89)	(0:11.90)	(0:12.30)	(0:12.37)	
9	11	BOOGA RAY	11	64.8	0:09.17	1:21.27 [9]	1:12.10 [10]	1:00.48 [9]	0:48.48 [10]	0:36.59 [10]	0:24.50 [10]	0:36.59 -6
		Scott Sheargold		1200m	Overall	(0:09.17)	(0:11.62)	(0:12.00)	(0:11.89)	(0:12.09)	(0:12.16)	
10	12	SPLIT THE CASH	8	63.6	0:08.16	1:23.63 [10]	1:15.47 [1]	1:03.92 [1]	0:52.05 [1]	0:40.16 [1]	0:27.77 [1]	0:40.16 -8
		Kenji Yoshida		1200m	Overall	(0:08.16)	(0:11.55)	(0:11.87)	(0:11.89)	(0:12.39)	(0:12.77)	

Scratched: Press Yes (#15), Carpaccio (#1), Rothesay's Lad (#2), Pangaea (#3), Daintree Dreaming (#16), Grey Effects (#8), Romantic Thoughts (#14), Totspur (#18), Forebears (#19)



Toowoomba QLD Professional  
Race 1: THANK YOU LIFE & LONG MEMBERS Class 1 Handicap - 1300m  
22 February 2025 - 17:19



Track Rating: Good 4, Weather: Windy, Rail Position: True

Section Field Times				200m 0:11.91 (0:11.91)		Last 600m 0:36.61			
Rank	TAB	Horse/Jockey	Barrier	Top Speed [km/h]	Fastest Section	Margin			Distance Travelled [m]
1	9	RUBAAHY	5	64.1	0:08.69	0:11.85 [2]	1:20.08		0:35.90
		Erin Molloy		1200m	Overall	(0:11.85)			
2	4	FARWEST	12	64.5	0:09.16	0:11.78 [6]	1.3L		0:35.89 -6
		Luke Tarrant		1200m	Overall	(0:11.78)			
3	17	JOY MCCOY	4	64.8	0:08.80	0:12.37 [1]	2.6L		0:36.59 -4
		Dylan Bennett		1200m	Overall	(0:12.37)			
4	6	MYSTERY POWER	2	65.0	0:08.44	0:12.37 [3]	3.1L		0:36.90 -3
		Cobi Vitler		1200m	Overall	(0:12.37)			
5	10	HONGKONG HARMONY	10	63.5	0:08.89	0:12.28 [9]	4.4L		0:36.38 -2
		Gabrielle Semmens		1200m	Overall	(0:12.28)			
6	5	SWITCHBLADE	9	64.9	0:08.55	0:12.56 [4]	5.2L		0:37.51 -1
		Nathan Fazackerley		1200m	Overall	(0:12.56)			
7	13	BASIL'S GIFT	7	64.5	0:08.87	0:12.58 [5]	5.4L		0:36.99 -4
		Girish Goomany		1200m	Overall	(0:12.58)			
8	7	LIKE SMOKE	1	64.1	0:08.56	0:12.57 [7]	5.6L		0:37.24 -9
		Nathan Thomas		1200m	Overall	(0:12.57)			
9	11	BOOGA RAY	11	64.8	0:09.17	0:12.34 [10]	6.1L		0:36.59 -6
		Scott Sheargold		1200m	Overall	(0:12.34)			
10	12	SPLIT THE CASH	8	63.6	0:08.16	0:15.00 [8]	19.9L		0:40.16 -8
		Kenji Yoshida		1200m	Overall	(0:15.00)			

Scratched: Press Yes (#15), Carpaccio (#1), Rothesay's Lad (#2), Pangaea (#3), Daintree Dreaming (#16), Grey Effects (#8), Romantic Thoughts (#14), Totspur (#18), Forebears (#19)

Report Created: Sat 22 February 2025 17:34 GMT+ (Note: Timing is based on position data)

Page 2/12

[ ] Ranking at each section and finish  
-:-:- No data available at this section  
NA No data available

SCN Saddle cloth number  
DNF Did not finish  
DNT Did not track

data processed by  TRIPLESDATA



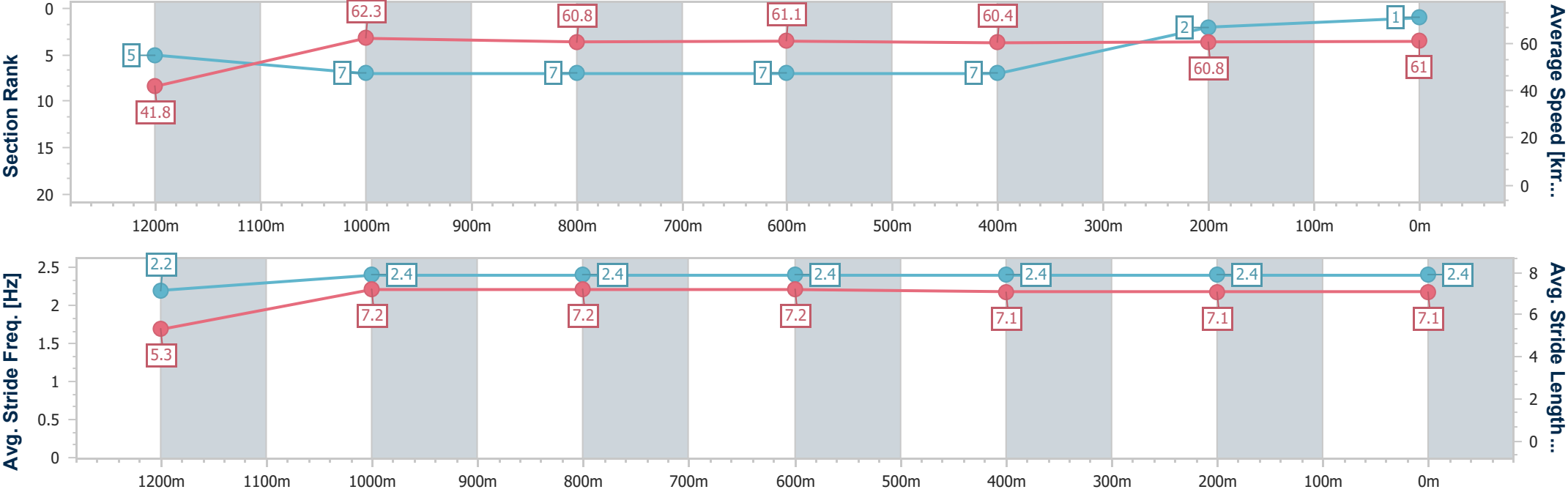
Horse/Jockey Name	Rubaahy
Final Rank	1
Fastest Section Time (Section)	0:08.69 (Overall)
Top Speed [km/h] (Section)	64.1 (1200m)
Race State	Finished



Toowoomba QLD Professional  
Race 1: THANK YOU LIFE & LONG MEMBERS Class 1  
Handicap - 1300m  
22 February 2025 - 17:19  
Track Rating: Good 4, Weather: Windy, Rail Position: True



Section	Overall	1200m	1000m	800m	600m	400m	200m						
Section Times	1:20.08 [1] (0:08.69)	1:11.39 [5] (0:11.60)	0:59.79 [7] (0:11.97)	0:47.82 [7] (0:11.92)	0:35.90 [7] (0:12.13)	0:23.77 [7] (0:11.92)	0:11.85 [2] (0:11.85)						
Average Speed [km/h]	41.8	62.3	60.8	61.1	60.4	60.8	61.0						
Top Speed [km/h]	60.4	64.1	63.6	62.0	61.1	62.9	62.3						
Avg. Dist. to Rail [m]	12.0	6.9	4.4	3.3	3.2	2.6	3.7						
Avg. Stride Freq. [Hz]	2.2	2.4	2.4	2.4	2.4	2.4	2.4						
Avg. Stride Length [m]	5.3	7.2	7.2	7.2	7.1	7.1	7.1						





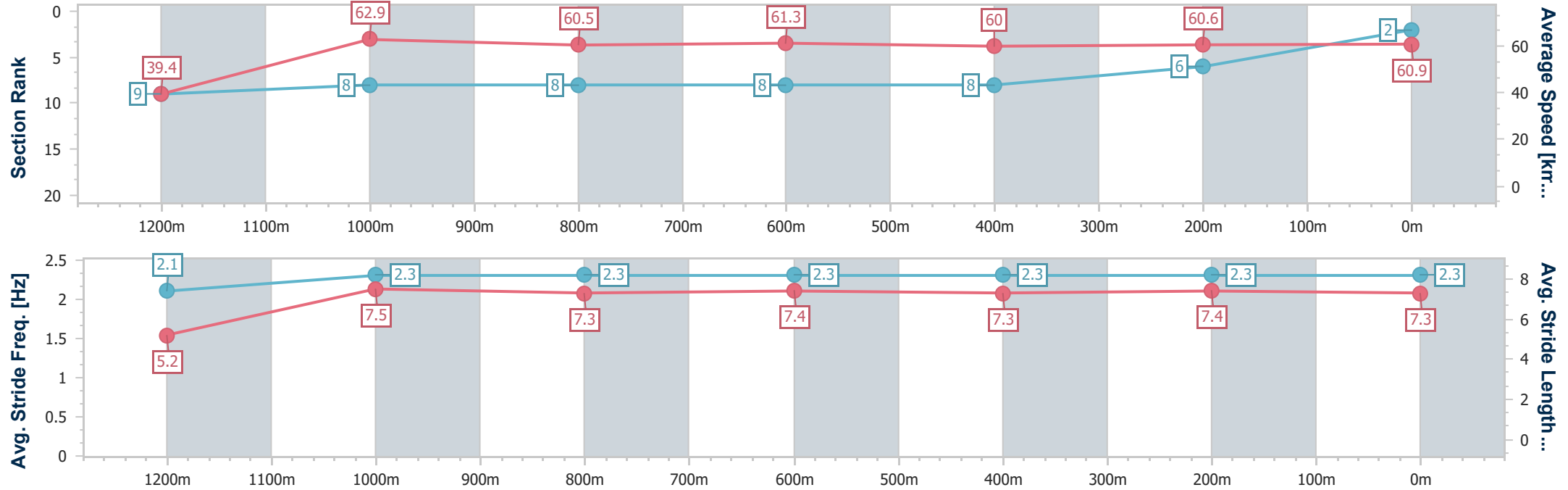
Horse/Jockey Name	Farwest
Final Rank	2
Fastest Section Time (Section)	0:09.16 (Overall)
Top Speed [km/h] (Section)	64.5 (1200m)
Race State	Finished



Toowoomba QLD Professional  
Race 1: THANK YOU LIFE & LONG MEMBERS Class 1  
Handicap - 1300m  
22 February 2025 - 17:19  
Track Rating: Good 4, Weather: Windy, Rail Position: True



Section	Overall	1200m	1000m	800m	600m	400m	200m						
Section Times	1:20.31 [2] (0:09.16)	1:11.15 [9] (0:11.47)	0:59.68 [8] (0:11.96)	0:47.72 [8] (0:11.83)	0:35.89 [8] (0:12.12)	0:23.77 [8] (0:11.99)	0:11.78 [6] (0:11.78)						
Average Speed [km/h]	39.4	62.9	60.5	61.3	60.0	60.6	60.9						
Top Speed [km/h]	58.7	64.5	63.3	62.3	61.9	62.5	62.3						
Avg. Dist. to Rail [m]	9.0	2.2	1.3	2.7	2.0	3.1	7.9						
Avg. Stride Freq. [Hz]	2.1	2.3	2.3	2.3	2.3	2.3	2.3						
Avg. Stride Length [m]	5.2	7.5	7.3	7.4	7.3	7.4	7.3						





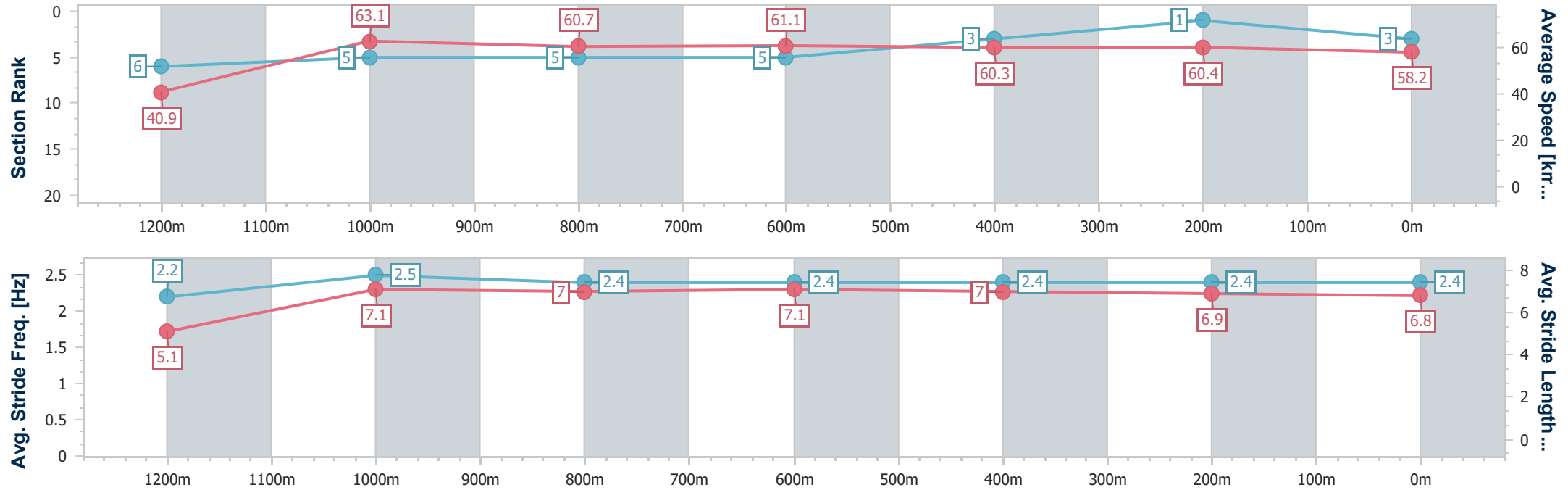
Horse/Jockey Name	Joy Mccoy
Final Rank	3
Fastest Section Time (Section)	0:08.80 (Overall)
Top Speed [km/h] (Section)	64.8 (1200m)
Race State	Finished



Toowoomba QLD Professional  
Race 1: THANK YOU LIFE & LONG MEMBERS Class 1  
Handicap - 1300m  
22 February 2025 - 17:19  
Track Rating: Good 4, Weather: Windy, Rail Position: True



Section	Overall	1200m	1000m	800m	600m	400m	200m						
Section Times	1:20.54 [3] (0:08.80)	1:11.74 [6] (0:11.42)	1:00.32 [5] (0:11.88)	0:48.44 [5] (0:11.85)	0:36.59 [5] (0:12.09)	0:24.50 [3] (0:12.13)	0:12.37 [1] (0:12.37)						
Average Speed [km/h]	40.9	63.1	60.7	61.1	60.3	60.4	58.2						
Top Speed [km/h]	62.0	64.8	61.9	62.0	61.0	61.2	59.9						
Avg. Dist. to Rail [m]	7.0	3.2	1.3	1.4	2.3	4.9	7.9						
Avg. Stride Freq. [Hz]	2.2	2.5	2.4	2.4	2.4	2.4	2.4						
Avg. Stride Length [m]	5.1	7.1	7.0	7.1	7.0	6.9	6.8						





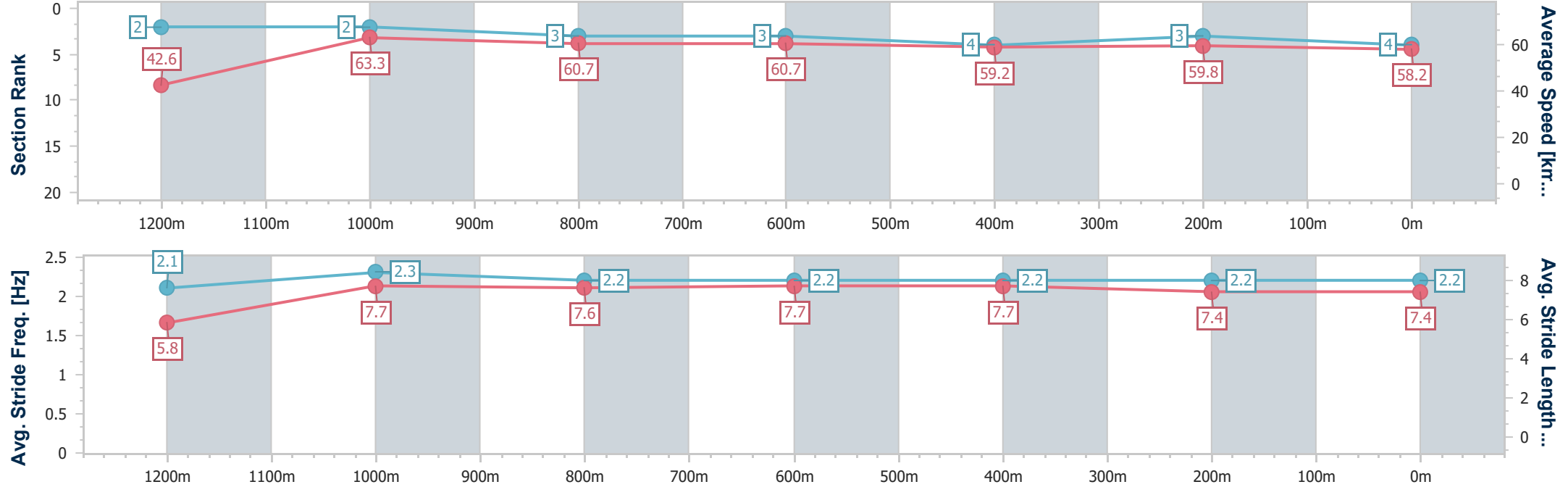
Horse/Jockey Name	Mystery Power
Final Rank	4
Fastest Section Time (Section)	0:08.44 (Overall)
Top Speed [km/h] (Section)	65.0 (1200m)
Race State	Finished



Toowoomba QLD Professional  
Race 1: THANK YOU LIFE & LONG MEMBERS Class 1  
Handicap - 1300m  
22 February 2025 - 17:19  
Track Rating: Good 4, Weather: Windy, Rail Position: True



Section	Overall	1200m	1000m	800m	600m	400m	200m						
Section Times	1:20.66 [4] (0:08.44)	1:12.22 [2] (0:11.43)	1:00.79 [2] (0:11.90)	0:48.89 [3] (0:11.99)	0:36.90 [3] (0:12.35)	0:24.55 [4] (0:12.18)	0:12.37 [3] (0:12.37)						
Average Speed [km/h]	42.6	63.3	60.7	60.7	59.2	59.8	58.2						
Top Speed [km/h]	60.6	65.0	61.9	62.1	60.6	60.8	60.2						
Avg. Dist. to Rail [m]	4.2	2.3	1.9	2.2	2.8	3.4	3.0						
Avg. Stride Freq. [Hz]	2.1	2.3	2.2	2.2	2.2	2.2	2.2						
Avg. Stride Length [m]	5.8	7.7	7.6	7.7	7.7	7.4	7.4						



[ ] Ranking at each section and finish  
-.-.- No data available at this section  
NA No data available



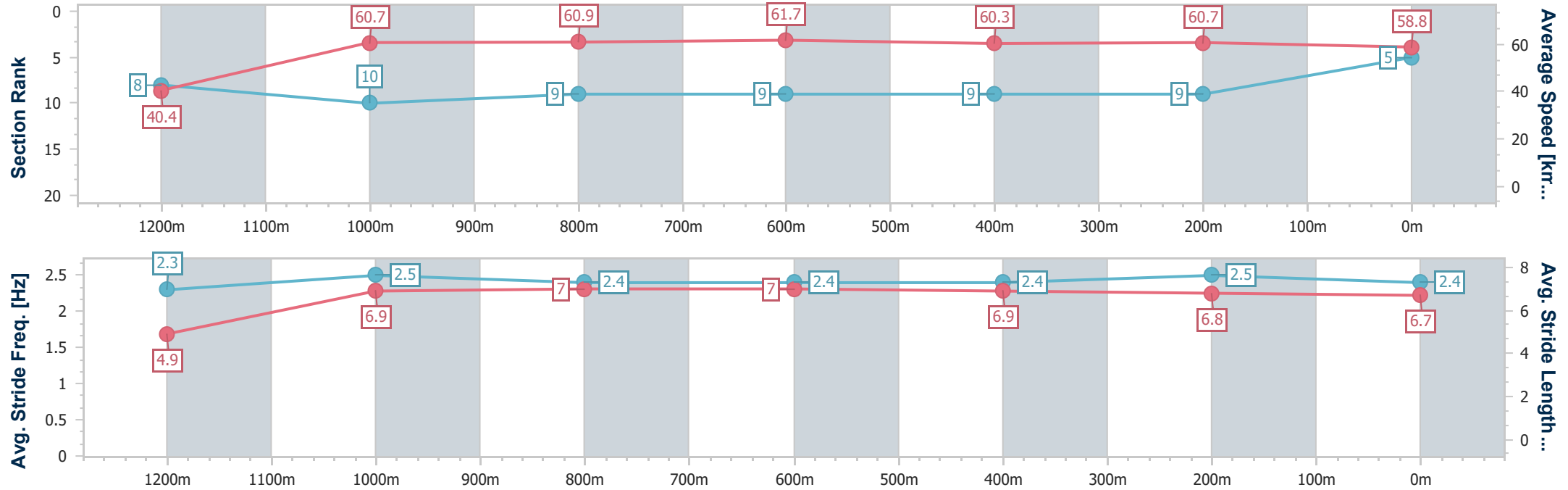
Horse/Jockey Name	Hongkong Harmony
Final Rank	5
Fastest Section Time (Section)	0:08.89 (Overall)
Top Speed [km/h] (Section)	63.5 (1200m)
Race State	Finished



Toowoomba QLD Professional  
Race 1: THANK YOU LIFE & LONG MEMBERS Class 1  
Handicap - 1300m  
22 February 2025 - 17:19  
Track Rating: Good 4, Weather: Windy, Rail Position: True



Section	Overall	1200m	1000m	800m	600m	400m	200m						
Section Times	1:20.92 [5] (0:08.89)	1:12.03 [8] (0:11.91)	1:00.12 [10] (0:11.92)	0:48.20 [9] (0:11.82)	0:36.38 [9] (0:12.11)	0:24.27 [9] (0:11.99)	0:12.28 [9] (0:12.28)						
Average Speed [km/h]	40.4	60.7	60.9	61.7	60.3	60.7	58.8						
Top Speed [km/h]	56.8	63.5	63.3	62.3	62.0	61.6	60.0						
Avg. Dist. to Rail [m]	10.6	4.5	3.2	2.5	2.7	5.0	10.6						
Avg. Stride Freq. [Hz]	2.3	2.5	2.4	2.4	2.4	2.5	2.4						
Avg. Stride Length [m]	4.9	6.9	7.0	7.0	6.9	6.8	6.7						





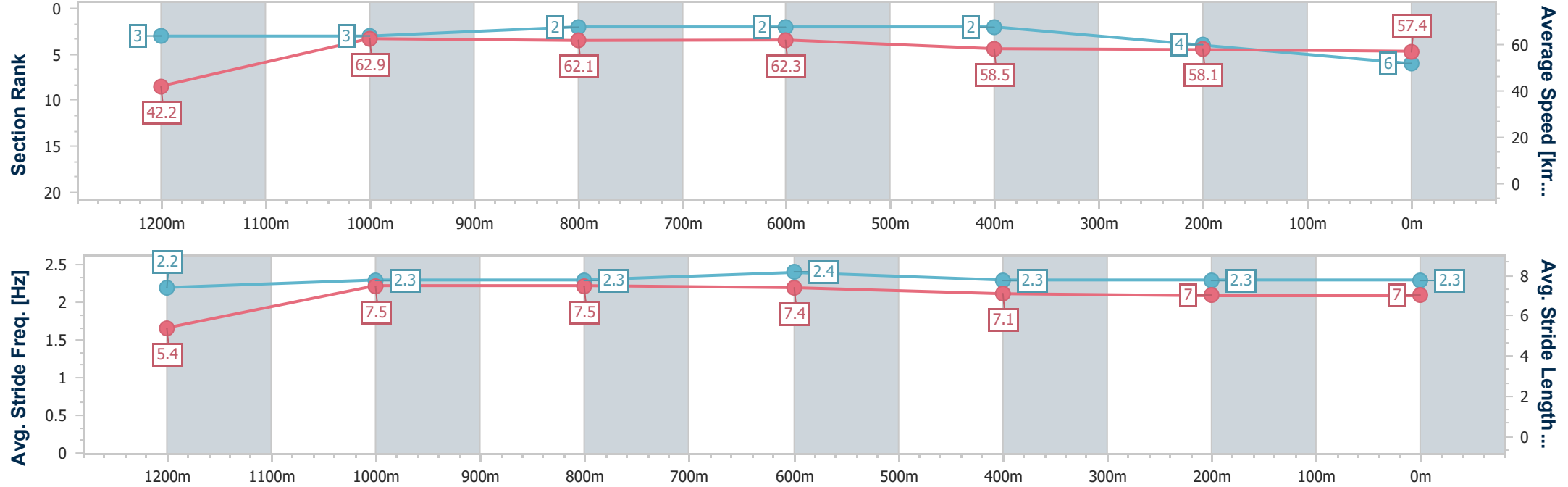
Horse/Jockey Name	Switchblade
Final Rank	6
Fastest Section Time (Section)	0:08.55 (Overall)
Top Speed [km/h] (Section)	64.9 (1200m)
Race State	Finished



Toowoomba QLD Professional  
Race 1: THANK YOU LIFE & LONG MEMBERS Class 1  
Handicap - 1300m  
22 February 2025 - 17:19  
Track Rating: Good 4, Weather: Windy, Rail Position: True



Section	Overall	1200m	1000m	800m	600m	400m	200m						
Section Times	1:21.06 [6] (0:08.55)	1:12.51 [3] (0:11.48)	1:01.03 [3] (0:11.73)	0:49.30 [2] (0:11.79)	0:37.51 [2] (0:12.49)	0:25.02 [2] (0:12.46)	0:12.56 [4] (0:12.56)						
Average Speed [km/h]	42.2	62.9	62.1	62.3	58.5	58.1	57.4						
Top Speed [km/h]	61.8	64.9	63.1	63.0	61.4	59.1	58.2						
Avg. Dist. to Rail [m]	11.4	5.3	3.9	4.3	3.4	2.1	2.5						
Avg. Stride Freq. [Hz]	2.2	2.3	2.3	2.4	2.3	2.3	2.3						
Avg. Stride Length [m]	5.4	7.5	7.5	7.4	7.1	7.0	7.0						







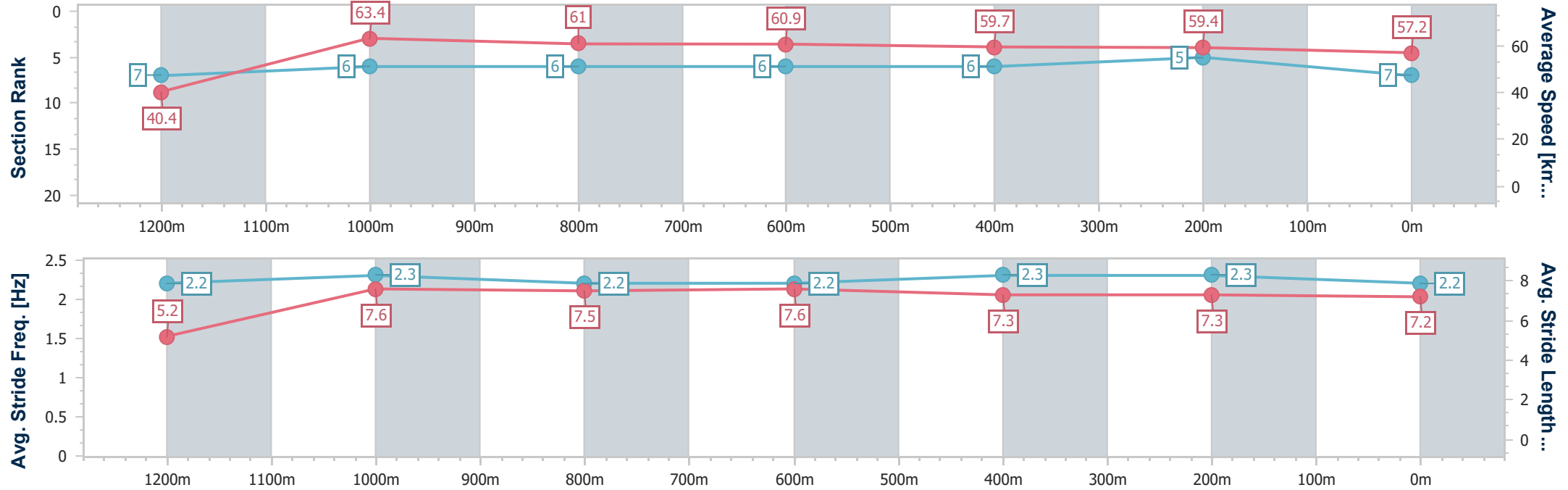
Horse/Jockey Name	Basil's Gift
Final Rank	7
Fastest Section Time (Section)	0:08.87 (Overall)
Top Speed [km/h] (Section)	64.5 (1200m)
Race State	Finished



Toowoomba QLD Professional  
Race 1: THANK YOU LIFE & LONG MEMBERS Class 1  
Handicap - 1300m  
22 February 2025 - 17:19  
Track Rating: Good 4, Weather: Windy, Rail Position: True



Section	Overall	1200m	1000m	800m	600m	400m	200m						
Section Times	1:21.10 [7] (0:08.87)	1:12.23 [7] (0:11.37)	1:00.86 [6] (0:11.91)	0:48.95 [6] (0:11.96)	0:36.99 [6] (0:12.20)	0:24.79 [6] (0:12.21)	0:12.58 [5] (0:12.58)						
Average Speed [km/h]	40.4	63.4	61.0	60.9	59.7	59.4	57.2						
Top Speed [km/h]	61.3	64.5	61.8	62.2	60.1	60.3	58.7						
Avg. Dist. to Rail [m]	6.6	1.8	1.7	3.0	2.9	2.2	4.2						
Avg. Stride Freq. [Hz]	2.2	2.3	2.2	2.2	2.3	2.3	2.2						
Avg. Stride Length [m]	5.2	7.6	7.5	7.6	7.3	7.3	7.2						





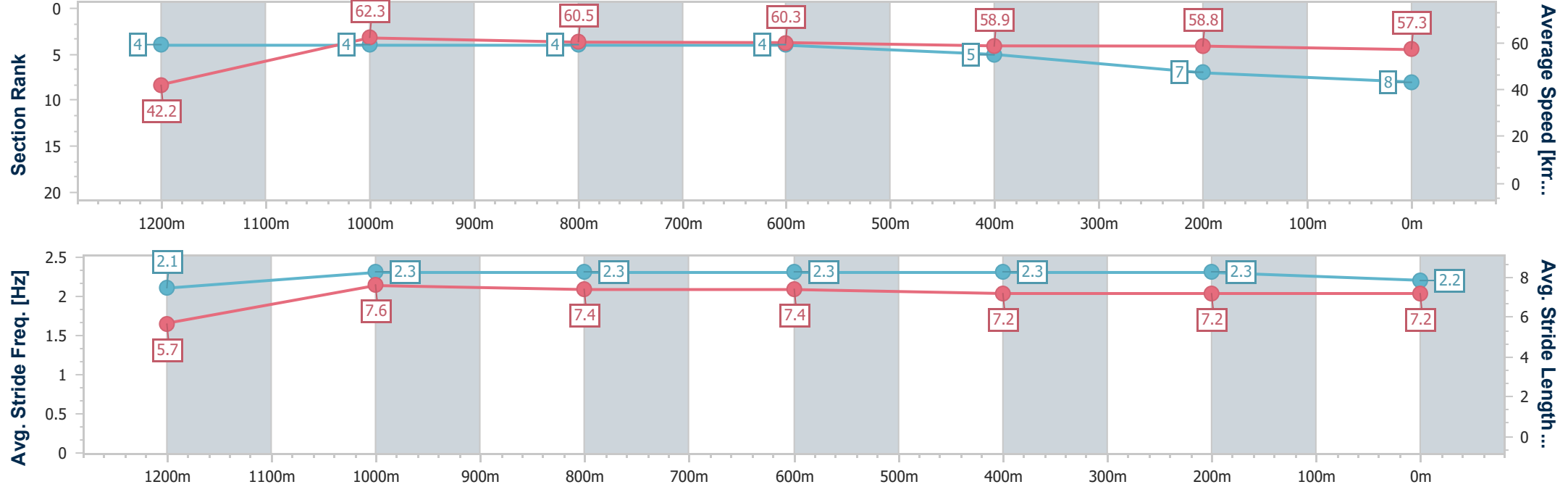
Horse/Jockey Name	Like Smoke
Final Rank	8
Fastest Section Time (Section)	0:08.56 (Overall)
Top Speed [km/h] (Section)	64.1 (1200m)
Race State	Finished



Toowoomba QLD Professional  
Race 1: THANK YOU LIFE & LONG MEMBERS Class 1  
Handicap - 1300m  
22 February 2025 - 17:19  
Track Rating: Good 4, Weather: Windy, Rail Position: True



Section	Overall	1200m	1000m	800m	600m	400m	200m						
Section Times	1:21.15 [8] (0:08.56)	1:12.59 [4] (0:11.56)	1:01.03 [4] (0:11.89)	0:49.14 [4] (0:11.90)	0:37.24 [4] (0:12.30)	0:24.94 [5] (0:12.37)	0:12.57 [7] (0:12.57)						
Average Speed [km/h]	42.2	62.3	60.5	60.3	58.9	58.8	57.3						
Top Speed [km/h]	61.1	64.1	61.6	61.1	60.6	59.1	58.3						
Avg. Dist. to Rail [m]	0.6	0.9	0.6	1.0	1.1	1.9	0.9						
Avg. Stride Freq. [Hz]	2.1	2.3	2.3	2.3	2.3	2.3	2.2						
Avg. Stride Length [m]	5.7	7.6	7.4	7.4	7.2	7.2	7.2						





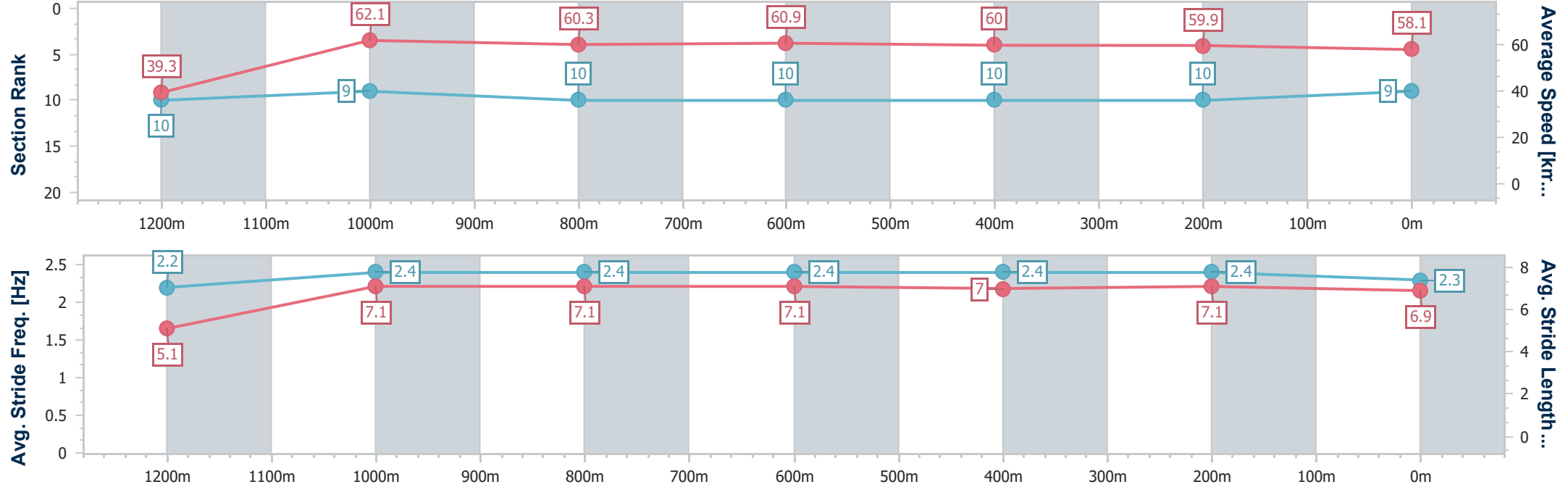
Horse/Jockey Name	Booga Ray
Final Rank	9
Fastest Section Time (Section)	0:09.17 (Overall)
Top Speed [km/h] (Section)	64.8 (1200m)
Race State	Finished



Toowoomba QLD Professional  
Race 1: THANK YOU LIFE & LONG MEMBERS Class 1  
Handicap - 1300m  
22 February 2025 - 17:19  
Track Rating: Good 4, Weather: Windy, Rail Position: True



Section	Overall	1200m	1000m	800m	600m	400m	200m						
Section Times	1:21.27 [9] (0:09.17)	1:12.10 [10] (0:11.62)	1:00.48 [9] (0:12.00)	0:48.48 [10] (0:11.89)	0:36.59 [10] (0:12.09)	0:24.50 [10] (0:12.16)	0:12.34 [10] (0:12.34)						
Average Speed [km/h]	39.3	62.1	60.3	60.9	60.0	59.9	58.1						
Top Speed [km/h]	57.4	64.8	62.2	62.5	62.5	60.9	60.9						
Avg. Dist. to Rail [m]	11.0	4.5	1.8	1.5	2.0	3.4	3.1						
Avg. Stride Freq. [Hz]	2.2	2.4	2.4	2.4	2.4	2.4	2.3						
Avg. Stride Length [m]	5.1	7.1	7.1	7.1	7.0	7.1	6.9						





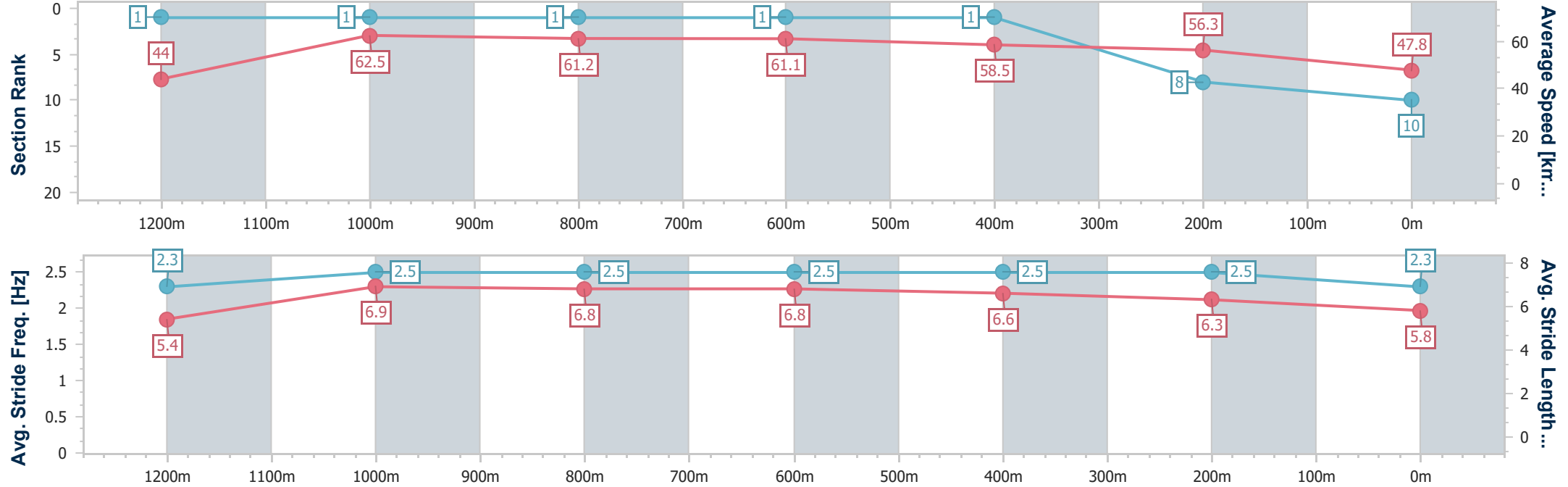
Horse/Jockey Name	Split The Cash
Final Rank	10
Fastest Section Time (Section)	0:08.16 (Overall)
Top Speed [km/h] (Section)	63.6 (1200m)
Race State	Finished



Toowoomba QLD Professional  
Race 1: THANK YOU LIFE & LONG MEMBERS Class 1  
Handicap - 1300m  
22 February 2025 - 17:19  
Track Rating: Good 4, Weather: Windy, Rail Position: True



Section	Overall	1200m	1000m	800m	600m	400m	200m						
Section Times	1:23.63 [10] (0:08.16)	1:15.47 [1] (0:11.55)	1:03.92 [1] (0:11.87)	0:52.05 [1] (0:11.89)	0:40.16 [1] (0:12.39)	0:27.77 [1] (0:12.77)	0:15.00 [8] (0:15.00)						
Average Speed [km/h]	44.0	62.5	61.2	61.1	58.5	56.3	47.8						
Top Speed [km/h]	61.4	63.6	61.7	62.1	60.2	58.0	54.3						
Avg. Dist. to Rail [m]	9.9	3.3	2.0	2.0	1.1	0.4	1.3						
Avg. Stride Freq. [Hz]	2.3	2.5	2.5	2.5	2.5	2.5	2.3						
Avg. Stride Length [m]	5.4	6.9	6.8	6.8	6.6	6.3	5.8						





Toowoomba QLD Professional  
Race 2: BLACK TRUCK & AG BENCHMARK 58 Handicap - 1100m  
22 February 2025 - 17:55



Track Rating: Good 4, Weather: Windy, Rail Position: True

Section						Overall	1000m	800m	600m	400m	200m	Last 600m		
Field Times						1:06.06 (0:07.89)	0:58.17 (0:11.20)	0:46.97 (0:11.19)	0:35.78 (0:11.94)	0:23.84 (0:12.02)	0:11.82 (0:11.82)	0:35.78		
Rank	TAB	Horse/Jockey	Barrier	Top Speed [km/h]	Fastest Section							Margin	Distance Travelled [m]	
1	8	KICKATINALONG	8	68.0	0:08.26	1:06.06 [1]	0:57.80 [5]	0:46.79 [4]	0:35.55 [3]	0:23.77 [3]	0:11.82 [1]	1:06.06	0:35.55	
		Luke Tarrant		1000m	Overall	(0:08.26)	(0:11.01)	(0:11.24)	(0:11.78)	(0:11.95)	(0:11.82)			
2	4	VAST KAMA	10	67.9	0:08.32	1:06.43 [2]	0:58.11 [7]	0:46.93 [6]	0:35.77 [6]	0:23.98 [6]	0:12.13 [2]	2L	0:35.77	+1
		Gabrielle Semmens		1000m	Overall	(0:08.32)	(0:11.18)	(0:11.16)	(0:11.79)	(0:11.85)	(0:12.13)			
3	7	GAZZA'S DIAMOND	7	65.0	0:08.28	1:06.68 [3]	0:58.40 [6]	0:46.96 [7]	0:35.69 [7]	0:23.99 [7]	0:11.81 [8]	3.3L	0:35.69	-4
		Cobi Vitler		800m	Overall	(0:08.28)	(0:11.44)	(0:11.27)	(0:11.70)	(0:12.18)	(0:11.81)			
4	16	OUR DRUMMER	6	65.7	0:08.65	1:06.89 [4]	0:58.24 [9]	0:46.99 [8]	0:35.79 [8]	0:24.15 [8]	0:12.07 [7]	4.6L	0:35.79	-2
		Erin Molloy		800m	Overall	(0:08.65)	(0:11.25)	(0:11.20)	(0:11.64)	(0:12.08)	(0:12.07)			
5	13	PAMPUNI	5	65.0	0:08.77	1:07.24 [5]	0:58.47 [10]	0:47.09 [10]	0:35.74 [10]	0:24.04 [10]	0:11.99 [9]	6.6L	0:35.74	-9
		Girish Goomany		800m	Overall	(0:08.77)	(0:11.38)	(0:11.35)	(0:11.70)	(0:12.05)	(0:11.99)			
6	9	OBLIVION	9	67.1	0:08.14	1:07.27 [6]	0:59.13 [3]	0:47.85 [5]	0:36.70 [5]	0:24.86 [4]	0:12.58 [5]	6.7L	0:36.70	-4
		Nathan Thomas		800m	Overall	(0:08.14)	(0:11.28)	(0:11.15)	(0:11.84)	(0:12.28)	(0:12.58)			
7	17	TOUTE SWEET	3	65.8	0:07.89	1:07.33 [7]	0:59.44 [1]	0:48.24 [1]	0:37.05 [1]	0:25.07 [2]	0:12.86 [3]	7L	0:37.05	-8
		Scott Sheargold		1000m	Overall	(0:07.89)	(0:11.20)	(0:11.19)	(0:11.98)	(0:12.21)	(0:12.86)			
8	1	BUCKALTUS	1	65.3	0:08.06	1:07.40 [8]	0:59.34 [2]	0:48.15 [3]	0:36.88 [4]	0:24.96 [5]	0:12.68 [6]	7.3L	0:36.88	-10
		Kenji Yoshida		800m	Overall	(0:08.06)	(0:11.19)	(0:11.27)	(0:11.92)	(0:12.28)	(0:12.68)			
9	15	FIRST PEOPLES	2	67.4	0:08.15	1:08.31 [9]	1:00.16 [4]	0:49.16 [2]	0:38.01 [2]	0:26.09 [1]	0:13.62 [4]	12.6L	0:38.01	-7
		Dylan Bennett		800m	Overall	(0:08.15)	(0:11.00)	(0:11.15)	(0:11.92)	(0:12.47)	(0:13.62)			
10	6	JENCHICK BOOM	4	66.6	0:08.52	1:09.29 [10]	1:00.77 [8]	0:49.34 [9]	0:38.11 [9]	0:26.18 [9]	0:13.70 [10]	18.1L	0:38.11	-8
		Jake Molloy		1000m	Overall	(0:08.52)	(0:11.43)	(0:11.23)	(0:11.93)	(0:12.48)	(0:13.70)			

Scratched: Curry Legend (#5), Astin Lane (#11), Chockablock (#12), Galway Hussler (#2), Split The Cash (#14), Mad Mission (#18), Throwin Shade (#3), Savvy Bee (#10)



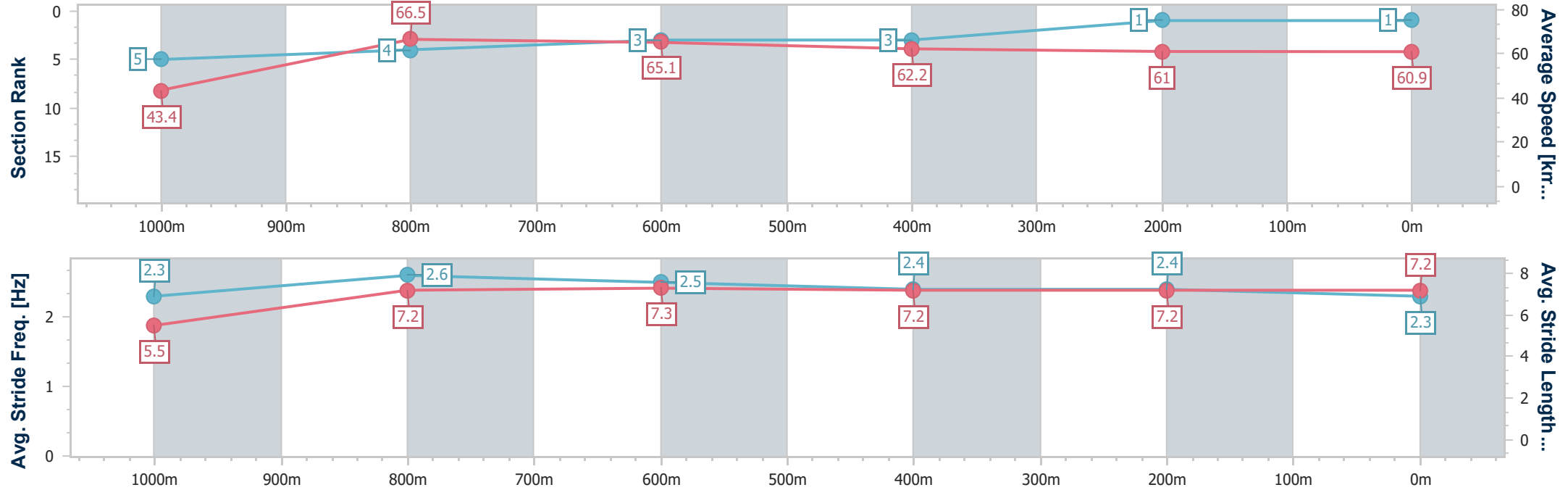
Horse/Jockey Name	Kickatinalong
Final Rank	1
Fastest Section Time (Section)	0:08.26 (Overall)
Top Speed [km/h] (Section)	68.0 (1000m)
Race State	Finished



Toowoomba QLD Professional  
Race 2: BLACK TRUCK & AG BENCHMARK 58 Handicap - 1100m  
22 February 2025 - 17:55  
Track Rating: Good 4, Weather: Windy, Rail Position: True



Section	Overall	1000m	800m	600m	400m	200m							
Section Times	1:06.06 [1] (0:08.26)	0:57.80 [5] (0:11.01)	0:46.79 [4] (0:11.24)	0:35.55 [3] (0:11.78)	0:23.77 [3] (0:11.95)	0:11.82 [1] (0:11.82)							
Average Speed [km/h]	43.4	66.5	65.1	62.2	61.0	60.9							
Top Speed [km/h]	63.8	68.0	65.9	63.2	62.1	61.6							
Avg. Dist. to Rail [m]	11.1	5.6	3.7	3.0	3.2	2.6							
Avg. Stride Freq. [Hz]	2.3	2.6	2.5	2.4	2.4	2.3							
Avg. Stride Length [m]	5.5	7.2	7.3	7.2	7.2	7.2							





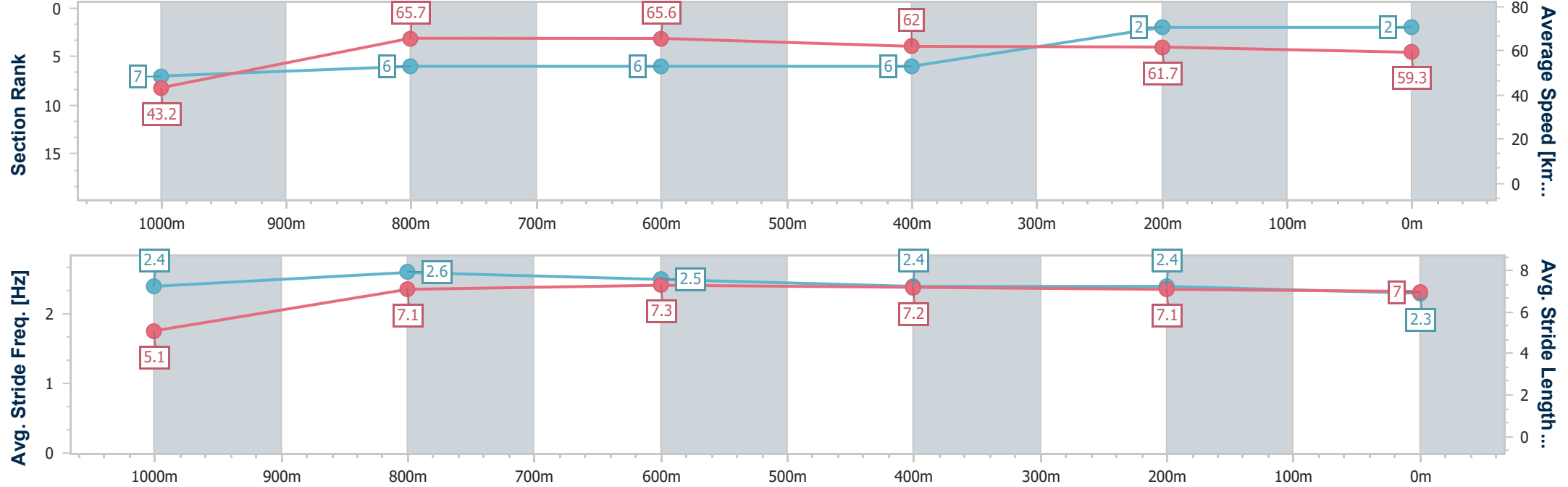
Horse/Jockey Name	Vast Kama
Final Rank	2
Fastest Section Time (Section)	0:08.32 (Overall)
Top Speed [km/h] (Section)	67.9 (1000m)
Race State	Finished



Toowoomba QLD Professional  
Race 2: BLACK TRUCK & AG BENCHMARK 58 Handicap - 1100m  
22 February 2025 - 17:55  
Track Rating: Good 4, Weather: Windy, Rail Position: True



Section	Overall	1000m	800m	600m	400m	200m							
Section Times	1:06.43 [2] (0:08.32)	0:58.11 [7] (0:11.18)	0:46.93 [6] (0:11.16)	0:35.77 [6] (0:11.79)	0:23.98 [6] (0:11.85)	0:12.13 [2] (0:12.13)							
Average Speed [km/h]	43.2	65.7	65.6	62.0	61.7	59.3							
Top Speed [km/h]	62.0	67.9	66.2	65.5	62.6	61.5							
Avg. Dist. to Rail [m]	14.4	6.1	4.2	3.4	4.3	4.9							
Avg. Stride Freq. [Hz]	2.4	2.6	2.5	2.4	2.4	2.3							
Avg. Stride Length [m]	5.1	7.1	7.3	7.2	7.1	7.0							





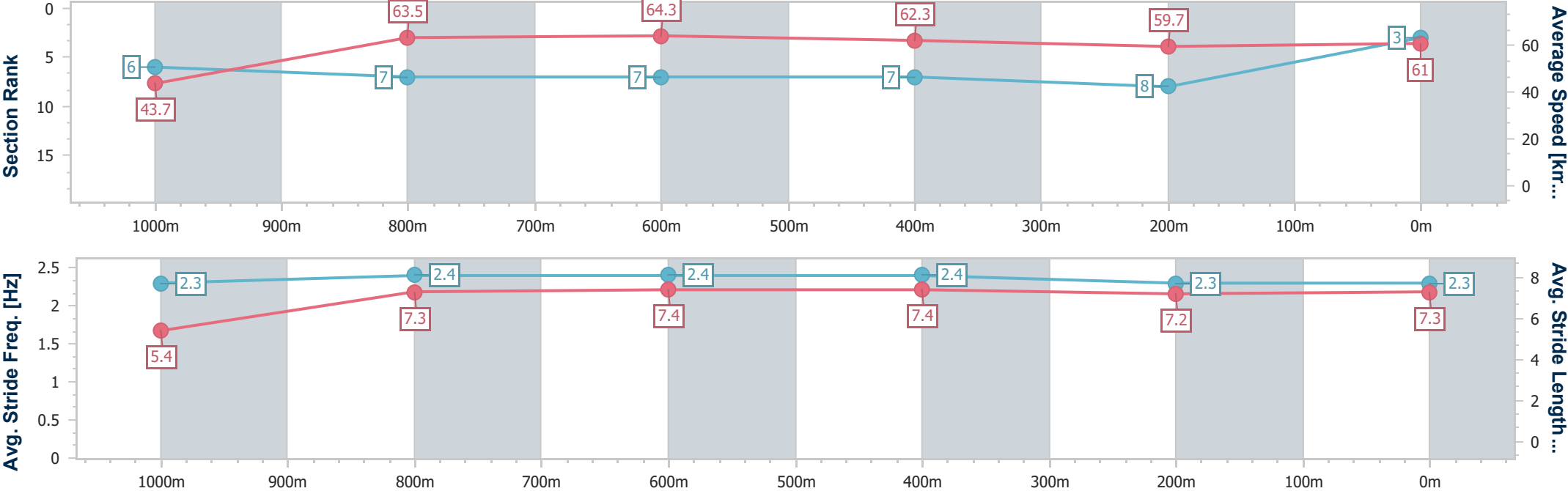
Horse/Jockey Name	Gazza's Diamond
Final Rank	3
Fastest Section Time (Section)	0:08.28 (Overall)
Top Speed [km/h] (Section)	65.0 (800m)
Race State	Finished



Toowoomba QLD Professional  
Race 2: BLACK TRUCK & AG BENCHMARK 58 Handicap - 1100m  
22 February 2025 - 17:55  
Track Rating: Good 4, Weather: Windy, Rail Position: True



Section	Overall	1000m	800m	600m	400m	200m							
Section Times	1:06.68 [3] (0:08.28)	0:58.40 [6] (0:11.44)	0:46.96 [7] (0:11.27)	0:35.69 [7] (0:11.70)	0:23.99 [7] (0:12.18)	0:11.81 [8] (0:11.81)							
Average Speed [km/h]	43.7	63.5	64.3	62.3	59.7	61.0							
Top Speed [km/h]	61.7	64.6	65.0	64.8	60.7	61.6							
Avg. Dist. to Rail [m]	7.8	2.8	2.5	2.4	2.5	3.5							
Avg. Stride Freq. [Hz]	2.3	2.4	2.4	2.4	2.3	2.3							
Avg. Stride Length [m]	5.4	7.3	7.4	7.4	7.2	7.3							







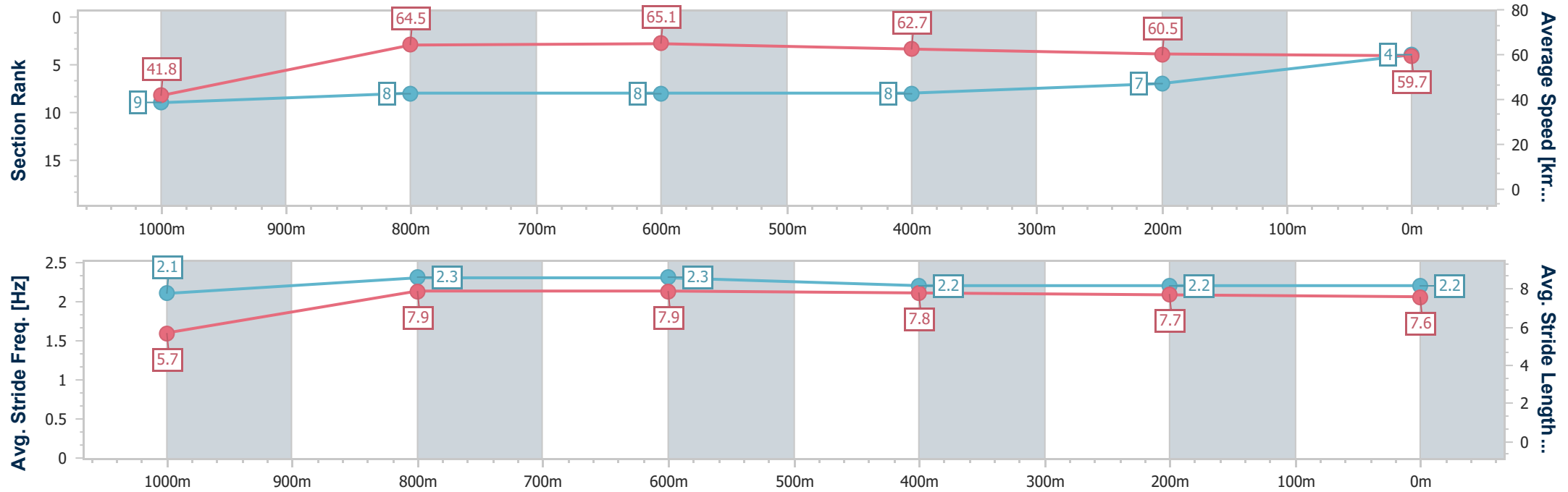
Horse/Jockey Name	Our Drummer
Final Rank	4
Fastest Section Time (Section)	0:08.65 (Overall)
Top Speed [km/h] (Section)	65.7 (800m)
Race State	Finished



Toowoomba QLD Professional  
Race 2: BLACK TRUCK & AG BENCHMARK 58 Handicap - 1100m  
22 February 2025 - 17:55  
Track Rating: Good 4, Weather: Windy, Rail Position: True



Section	Overall	1000m	800m	600m	400m	200m							
Section Times	1:06.89 [4] (0:08.65)	0:58.24 [9] (0:11.25)	0:46.99 [8] (0:11.20)	0:35.79 [8] (0:11.64)	0:24.15 [8] (0:12.08)	0:12.07 [7] (0:12.07)							
Average Speed [km/h]	41.8	64.5	65.1	62.7	60.5	59.7							
Top Speed [km/h]	61.7	65.7	65.7	64.9	61.2	60.8							
Avg. Dist. to Rail [m]	7.6	3.6	3.1	2.4	4.1	5.6							
Avg. Stride Freq. [Hz]	2.1	2.3	2.3	2.2	2.2	2.2							
Avg. Stride Length [m]	5.7	7.9	7.9	7.8	7.7	7.6							





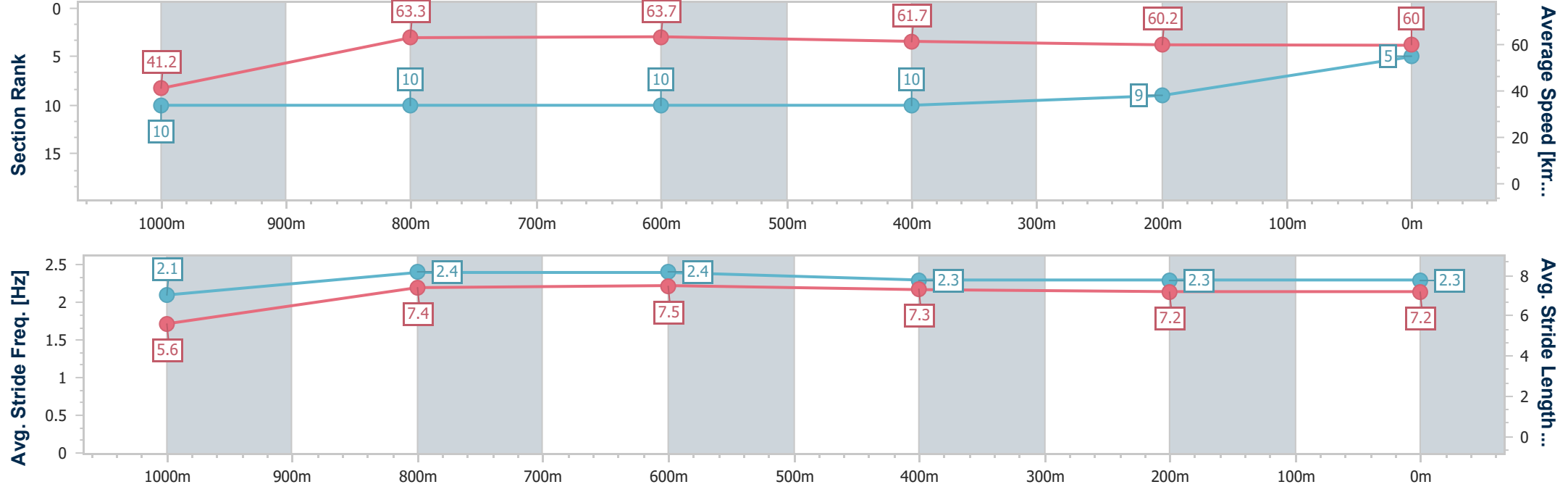
Horse/Jockey Name	Pampuni
Final Rank	5
Fastest Section Time (Section)	0:08.77 (Overall)
Top Speed [km/h] (Section)	65.0 (800m)
Race State	Finished



Toowoomba QLD Professional  
Race 2: BLACK TRUCK & AG BENCHMARK 58 Handicap - 1100m  
22 February 2025 - 17:55  
Track Rating: Good 4, Weather: Windy, Rail Position: True



Section	Overall	1000m	800m	600m	400m	200m							
Section Times	1:07.24 [5] (0:08.77)	0:58.47 [10] (0:11.38)	0:47.09 [10] (0:11.35)	0:35.74 [10] (0:11.70)	0:24.04 [10] (0:12.05)	0:11.99 [9] (0:11.99)							
Average Speed [km/h]	41.2	63.3	63.7	61.7	60.2	60.0							
Top Speed [km/h]	60.0	65.0	65.0	63.4	60.9	60.6							
Avg. Dist. to Rail [m]	4.9	0.6	1.6	1.2	2.5	5.0							
Avg. Stride Freq. [Hz]	2.1	2.4	2.4	2.3	2.3	2.3							
Avg. Stride Length [m]	5.6	7.4	7.5	7.3	7.2	7.2							





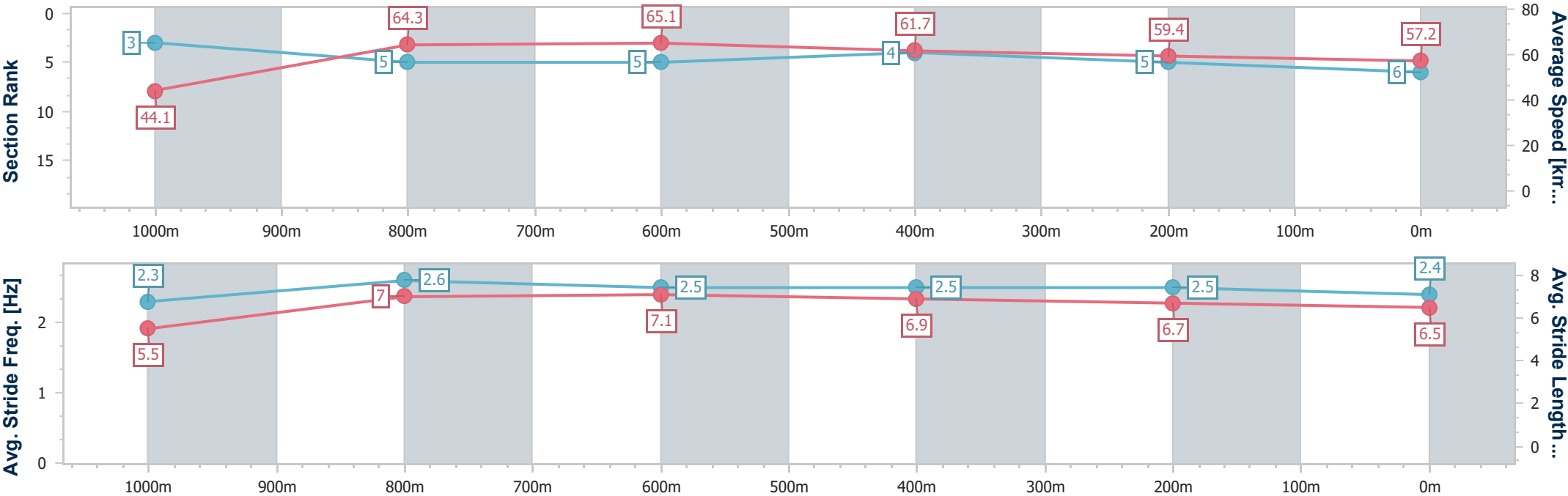
Horse/Jockey Name	Oblivion
Final Rank	6
Fastest Section Time (Section)	0:08.14 (Overall)
Top Speed [km/h] (Section)	67.1 (800m)
Race State	Finished



Toowoomba QLD Professional  
Race 2: BLACK TRUCK & AG BENCHMARK 58 Handicap - 1100m  
22 February 2025 - 17:55  
Track Rating: Good 4, Weather: Windy, Rail Position: True



Section	Overall	1000m	800m	600m	400m	200m								
Section Times	1:07.27 [6] (0:08.14)	0:59.13 [3] (0:11.28)	0:47.85 [5] (0:11.15)	0:36.70 [5] (0:11.84)	0:24.86 [4] (0:12.28)	0:12.58 [5] (0:12.58)								
Average Speed [km/h]	44.1	64.3	65.1	61.7	59.4	57.2								
Top Speed [km/h]	60.8	65.8	67.1	63.8	60.1	59.0								
Avg. Dist. to Rail [m]	6.8	2.0	2.8	2.8	2.9	1.0								
Avg. Stride Freq. [Hz]	2.3	2.6	2.5	2.5	2.5	2.4								
Avg. Stride Length [m]	5.5	7.0	7.1	6.9	6.7	6.5								





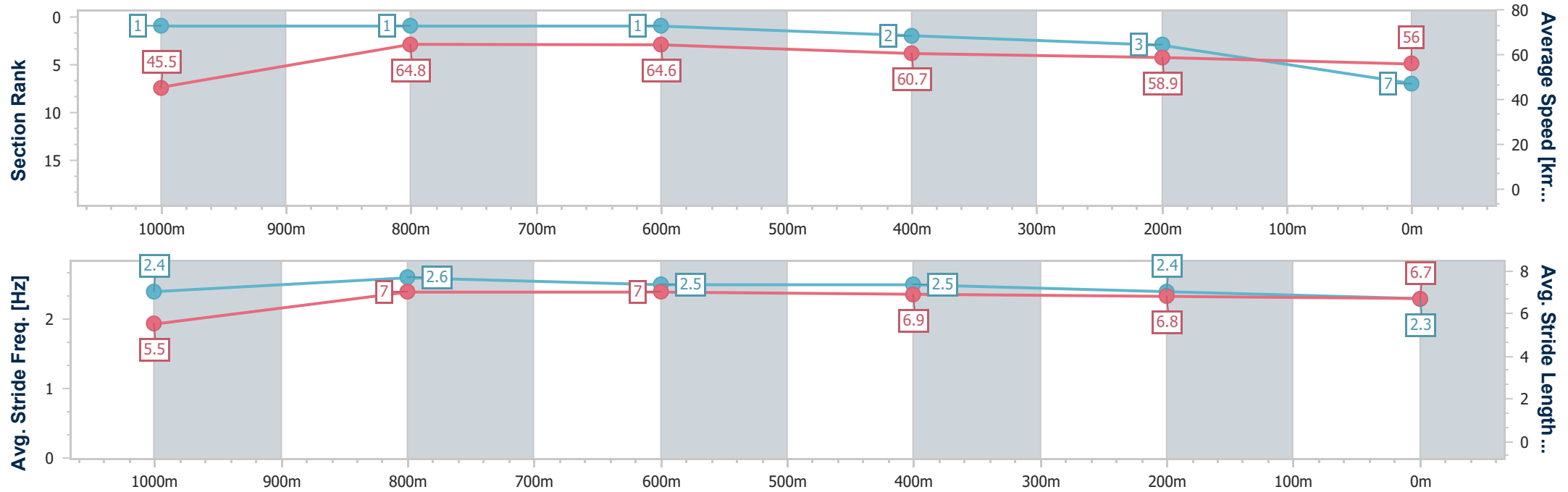
Horse/Jockey Name	Toute Sweet
Final Rank	7
Fastest Section Time (Section)	0:07.89 (Overall)
Top Speed [km/h] (Section)	65.8 (1000m)
Race State	Finished



Toowoomba QLD Professional  
Race 2: BLACK TRUCK & AG BENCHMARK 58 Handicap - 1100m  
22 February 2025 - 17:55  
Track Rating: Good 4, Weather: Windy, Rail Position: True



Section	Overall	1000m	800m	600m	400m	200m							
Section Times	1:07.33 [7] (0:07.89)	0:59.44 [1] (0:11.20)	0:48.24 [1] (0:11.19)	0:37.05 [1] (0:11.98)	0:25.07 [2] (0:12.21)	0:12.86 [3] (0:12.86)							
Average Speed [km/h]	45.5	64.8	64.6	60.7	58.9	56.0							
Top Speed [km/h]	62.5	65.8	65.4	63.7	59.8	57.8							
Avg. Dist. to Rail [m]	4.0	2.4	1.6	1.7	0.3	0.8							
Avg. Stride Freq. [Hz]	2.4	2.6	2.5	2.5	2.4	2.3							
Avg. Stride Length [m]	5.5	7.0	7.0	6.9	6.8	6.7							



[ ] Ranking at each section and finish  
-.-.- No data available at this section  
NA No data available



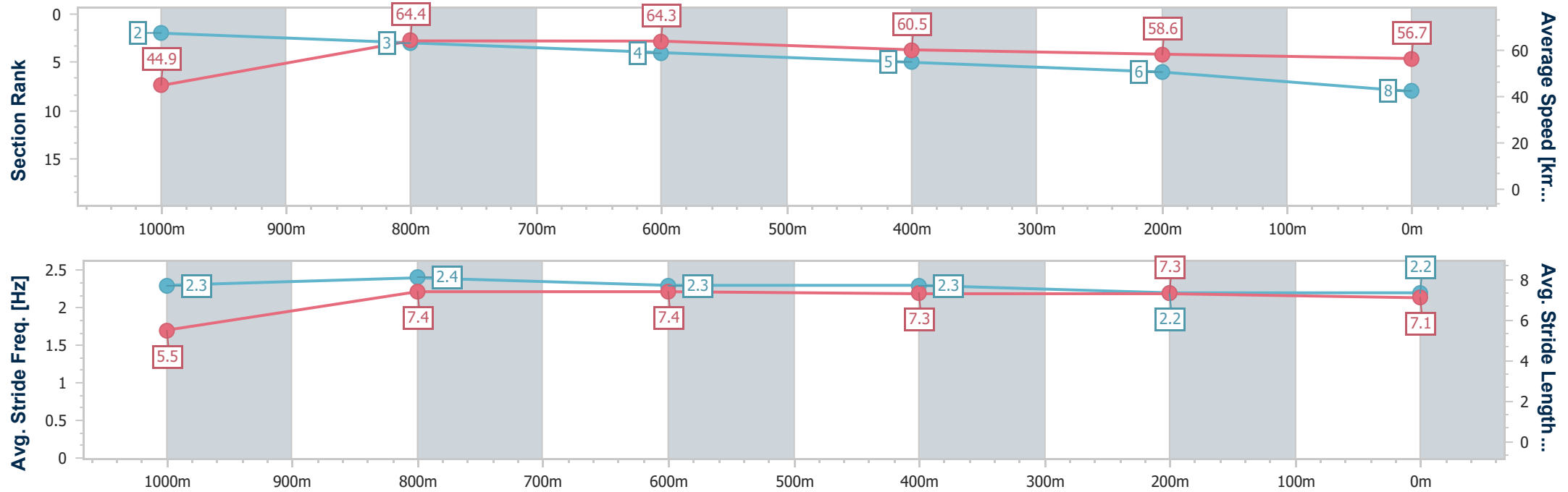
Horse/Jockey Name	Buckaltius
Final Rank	8
Fastest Section Time (Section)	0:08.06 (Overall)
Top Speed [km/h] (Section)	65.3 (800m)
Race State	Finished



Toowoomba QLD Professional  
Race 2: BLACK TRUCK & AG BENCHMARK 58 Handicap - 1100m  
22 February 2025 - 17:55  
Track Rating: Good 4, Weather: Windy, Rail Position: True



Section	Overall	1000m	800m	600m	400m	200m							
Section Times	1:07.40 [8] (0:08.06)	0:59.34 [2] (0:11.19)	0:48.15 [3] (0:11.27)	0:36.88 [4] (0:11.92)	0:24.96 [5] (0:12.28)	0:12.68 [6] (0:12.68)							
Average Speed [km/h]	44.9	64.4	64.3	60.5	58.6	56.7							
Top Speed [km/h]	61.9	64.8	65.3	62.3	60.5	58.4							
Avg. Dist. to Rail [m]	2.1	1.1	1.0	1.0	0.6	0.9							
Avg. Stride Freq. [Hz]	2.3	2.4	2.3	2.3	2.2	2.2							
Avg. Stride Length [m]	5.5	7.4	7.4	7.3	7.3	7.1							





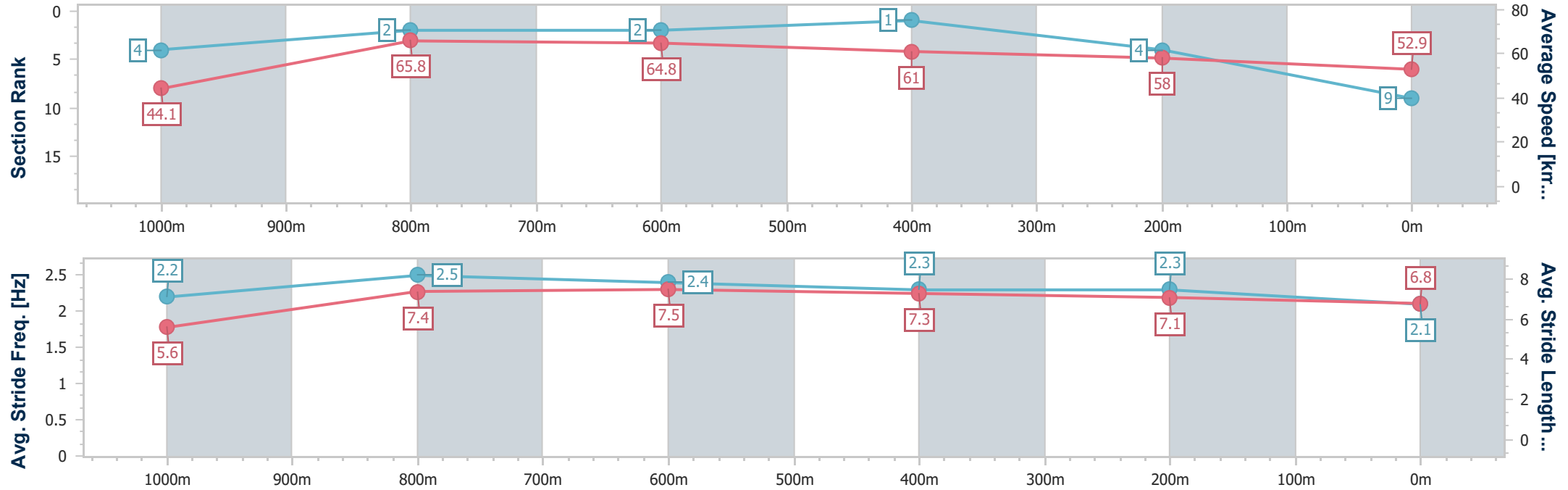
Horse/Jockey Name	First Peoples
Final Rank	9
Fastest Section Time (Section)	0:08.15 (Overall)
Top Speed [km/h] (Section)	67.4 (800m)
Race State	Finished



Toowoomba QLD Professional  
Race 2: BLACK TRUCK & AG BENCHMARK 58 Handicap - 1100m  
22 February 2025 - 17:55  
Track Rating: Good 4, Weather: Windy, Rail Position: True



Section	Overall	1000m	800m	600m	400m	200m							
Section Times	1:08.31 [9] (0:08.15)	1:00.16 [4] (0:11.00)	0:49.16 [2] (0:11.15)	0:38.01 [2] (0:11.92)	0:26.09 [1] (0:12.47)	0:13.62 [4] (0:13.62)							
Average Speed [km/h]	44.1	65.8	64.8	61.0	58.0	52.9							
Top Speed [km/h]	63.1	66.9	67.4	62.9	59.3	56.4							
Avg. Dist. to Rail [m]	2.9	1.4	1.6	1.4	2.5	4.9							
Avg. Stride Freq. [Hz]	2.2	2.5	2.4	2.3	2.3	2.1							
Avg. Stride Length [m]	5.6	7.4	7.5	7.3	7.1	6.8							





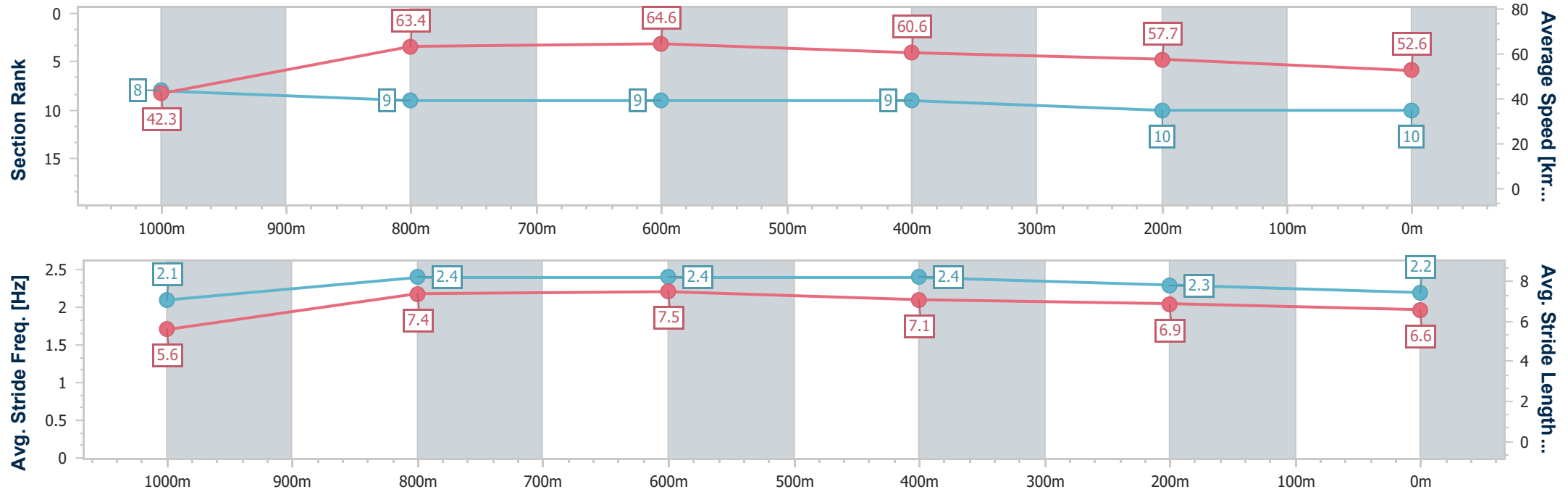
Horse/Jockey Name	Jenchick Boom
Final Rank	10
Fastest Section Time (Section)	0:08.52 (Overall)
Top Speed [km/h] (Section)	66.6 (1000m)
Race State	Finished



Toowoomba QLD Professional  
Race 2: BLACK TRUCK & AG BENCHMARK 58 Handicap - 1100m  
22 February 2025 - 17:55  
Track Rating: Good 4, Weather: Windy, Rail Position: True



Section	Overall	1000m	800m	600m	400m	200m							
Section Times	1:09.29 [10] (0:08.52)	1:00.77 [8] (0:11.43)	0:49.34 [9] (0:11.23)	0:38.11 [9] (0:11.93)	0:26.18 [9] (0:12.48)	0:13.70 [10] (0:13.70)							
Average Speed [km/h]	42.3	63.4	64.6	60.6	57.7	52.6							
Top Speed [km/h]	60.8	66.6	66.1	64.3	59.5	57.4							
Avg. Dist. to Rail [m]	5.8	2.5	1.4	1.1	1.4	2.6							
Avg. Stride Freq. [Hz]	2.1	2.4	2.4	2.4	2.3	2.2							
Avg. Stride Length [m]	5.6	7.4	7.5	7.1	6.9	6.6							





Toowoomba QLD Professional  
Race 3: SHERRIN RENTALS Class 3 Handicap - 1625m  
22 February 2025 - 18:28



Track Rating: Good 4, Weather: Windy, Rail Position: True

Section					Overall	1400m	1200m	1000m	800m	600m	400m	Last 600m		
Field Times					1:39.95 (0:14.83)	1:25.12 (0:11.28)	1:13.84 (0:12.20)	1:01.64 (0:12.45)	0:49.19 (0:12.43)	0:36.76 (0:12.33)	0:24.43 (0:12.29)	0:36.76		
Rank	TAB	Horse/Jockey	Barrier	Top Speed [km/h]	Fastest Section									Distance Travelled [m]
1	3	HAYSIRI	2	66.0	0:11.25	1:39.95 [1]	1:24.14 [8]	1:12.89 [8]	1:00.67 [8]	0:48.40 [7]	0:36.28 [7]	0:24.25 [3]	0:36.28	
		Nozi Tomizawa		1400m	1400m	(0:15.81)	(0:11.25)	(0:12.22)	(0:12.27)	(0:12.12)	(0:12.03)	(0:12.11)		
2	7	BY BY BEAN	6	66.6	0:11.33	1:40.21 [2]	1:25.32 [2]	1:13.99 [2]	1:01.90 [2]	0:49.39 [2]	0:37.01 [2]	0:24.69 [1]	0:37.01	+3
		Kenji Yoshida		Overall	1400m	(0:14.89)	(0:11.33)	(0:12.09)	(0:12.51)	(0:12.38)	(0:12.32)	(0:12.31)		
3	2	DON'T DISS AROUND	3	67.4	0:11.03	1:40.26 [3]	1:24.45 [7]	1:13.42 [6]	1:01.26 [5]	0:48.97 [5]	0:36.66 [5]	0:24.23 [6]	0:36.66	-5
		Jake Molloy		1400m	1400m	(0:15.81)	(0:11.03)	(0:12.16)	(0:12.29)	(0:12.31)	(0:12.43)	(0:12.06)		
4	10	GULF OF SIDRA	4	66.4	0:11.43	1:40.65 [4]	1:25.53 [3]	1:14.10 [4]	1:02.00 [3]	0:49.59 [4]	0:37.22 [3]	0:24.82 [4]	0:37.22	-4
		Luke Tarrant		Overall	1400m	(0:15.12)	(0:11.43)	(0:12.10)	(0:12.41)	(0:12.37)	(0:12.40)	(0:12.30)		
5	8	SAINT MARTIN	5	66.0	0:11.32	1:40.69 [5]	1:25.30 [5]	1:13.98 [5]	1:01.66 [6]	0:49.35 [6]	0:37.09 [6]	0:24.59 [7]	0:37.09	+2
		Gabrielle Semmens		Overall	1400m	(0:15.39)	(0:11.32)	(0:12.32)	(0:12.31)	(0:12.26)	(0:12.50)	(0:12.32)		
6	11	LUNA DIVA	7	66.6	0:11.48	1:40.77 [6]	1:25.20 [6]	1:13.72 [7]	1:01.52 [7]	0:49.03 [8]	0:36.51 [8]	0:24.07 [8]	0:36.51	-2
		Girish Goomany		Overall	1400m	(0:15.57)	(0:11.48)	(0:12.20)	(0:12.49)	(0:12.52)	(0:12.44)	(0:12.06)		
7	1	NORTH CHANNEL	9	65.3	0:11.45	1:40.83 [7]	1:24.86 [9]	1:13.41 [9]	1:01.14 [9]	0:48.77 [9]	0:36.20 [9]	0:23.95 [9]	0:36.20	+3
		Cobi Vitler		1400m	1400m	(0:15.97)	(0:11.45)	(0:12.27)	(0:12.37)	(0:12.57)	(0:12.25)	(0:11.98)		
8	4	NAUGHTY WORDS	1	66.1	0:11.28	1:41.70 [8]	1:26.87 [1]	1:15.59 [1]	1:03.39 [1]	0:50.94 [1]	0:38.51 [1]	0:26.04 [2]	0:38.51	-6
		Liv O'Donnell		Overall	1400m	(0:14.83)	(0:11.28)	(0:12.20)	(0:12.45)	(0:12.43)	(0:12.47)	(0:12.72)		
9	12	LEGISLATE	8	69.6	0:11.31	1:42.36 [9]	1:27.19 [4]	1:15.88 [3]	1:03.70 [4]	0:51.32 [3]	0:38.91 [4]	0:26.46 [5]	0:38.91	+2
		Scott Sheargold		Overall	1400m	(0:15.17)	(0:11.31)	(0:12.18)	(0:12.38)	(0:12.41)	(0:12.45)	(0:12.97)		

Scratched: Romantic Thoughts (#9), Basil's Bow (#5), London Point (#6)





Toowoomba QLD Professional  
Race 3: SHERRIN RENTALS Class 3 Handicap - 1625m  
22 February 2025 - 18:28



Track Rating: Good 4, Weather: Windy, Rail Position: True

Section Field Times				200m 0:12.14 (0:12.14)		Last 600m 0:36.76			
Rank	TAB	Horse/Jockey	Barrier	Top Speed [km/h]	Fastest Section	Margin			Distance Travelled [m]
1	3	HAYSIRI	2	66.0	0:11.25	0:12.14 [1]	1:39.95		0:36.28
		Nozi Tomizawa		1400m	1400m	(0:12.14)			
2	7	BY BY BEAN	6	66.6	0:11.33	0:12.38 [2]	1.3L		0:37.01 +3
		Kenji Yoshida		Overall	1400m	(0:12.38)			
3	2	DON'T DISS AROUND	3	67.4	0:11.03	0:12.17 [3]	1.5L		0:36.66 -5
		Jake Molloy		1400m	1400m	(0:12.17)			
4	10	GULF OF SIDRA	4	66.4	0:11.43	0:12.52 [4]	3.8L		0:37.22 -4
		Luke Tarrant		Overall	1400m	(0:12.52)			
5	8	SAINT MARTIN	5	66.0	0:11.32	0:12.27 [6]	4L		0:37.09 +2
		Gabrielle Semmens		Overall	1400m	(0:12.27)			
6	11	LUNA DIVA	7	66.6	0:11.48	0:12.01 [7]	4.4L		0:36.51 -2
		Girish Goomany		Overall	1400m	(0:12.01)			
7	1	NORTH CHANNEL	9	65.3	0:11.45	0:11.97 [8]	4.6L		0:36.20 +3
		Cobi Vitler		1400m	1400m	(0:11.97)			
8	4	NAUGHTY WORDS	1	66.1	0:11.28	0:13.32 [5]	9.6L		0:38.51 -6
		Liv O'Donnell		Overall	1400m	(0:13.32)			
9	12	LEGISLATE	8	69.6	0:11.31	0:13.49 [9]	13.4L		0:38.91 +2
		Scott Sheargold		Overall	1400m	(0:13.49)			

Scratched: Romantic Thoughts (#9), Basil's Bow (#5), London Point (#6)



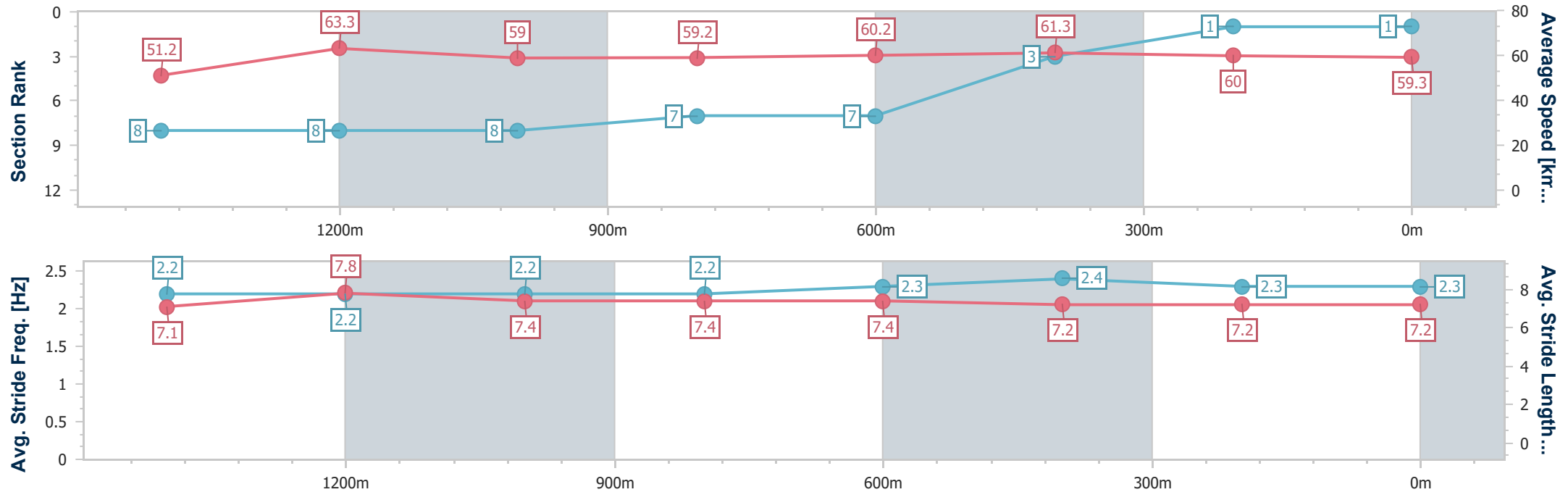
Horse/Jockey Name	Haysiri
Final Rank	1
Fastest Section Time (Section)	0:11.25 (1400m)
Top Speed [km/h] (Section)	66.0 (1400m)
Race State	Finished



Toowoomba QLD Professional  
Race 3: SHERRIN RENTALS Class 3 Handicap - 1625m  
22 February 2025 - 18:28  
Track Rating: Good 4, Weather: Windy, Rail Position: True



Section	Overall	1400m	1200m	1000m	800m	600m	400m	200m					
Section Times	1:39.95 [1] (0:15.81)	1:24.14 [8] (0:11.25)	1:12.89 [8] (0:12.22)	1:00.67 [8] (0:12.27)	0:48.40 [7] (0:12.12)	0:36.28 [7] (0:12.03)	0:24.25 [3] (0:12.11)	0:12.14 [1] (0:12.14)					
Average Speed [km/h]	51.2	63.3	59.0	59.2	60.2	61.3	60.0	59.3					
Top Speed [km/h]	65.7	66.0	60.9	60.0	64.2	64.1	61.1	60.7					
Avg. Dist. to Rail [m]	2.4	2.0	1.1	2.1	4.2	4.4	3.0	2.6					
Avg. Stride Freq. [Hz]	2.2	2.2	2.2	2.2	2.3	2.4	2.3	2.3					
Avg. Stride Length [m]	7.1	7.8	7.4	7.4	7.4	7.2	7.2	7.2					



[ ] Ranking at each section and finish  
-.-.- No data available at this section  
NA No data available



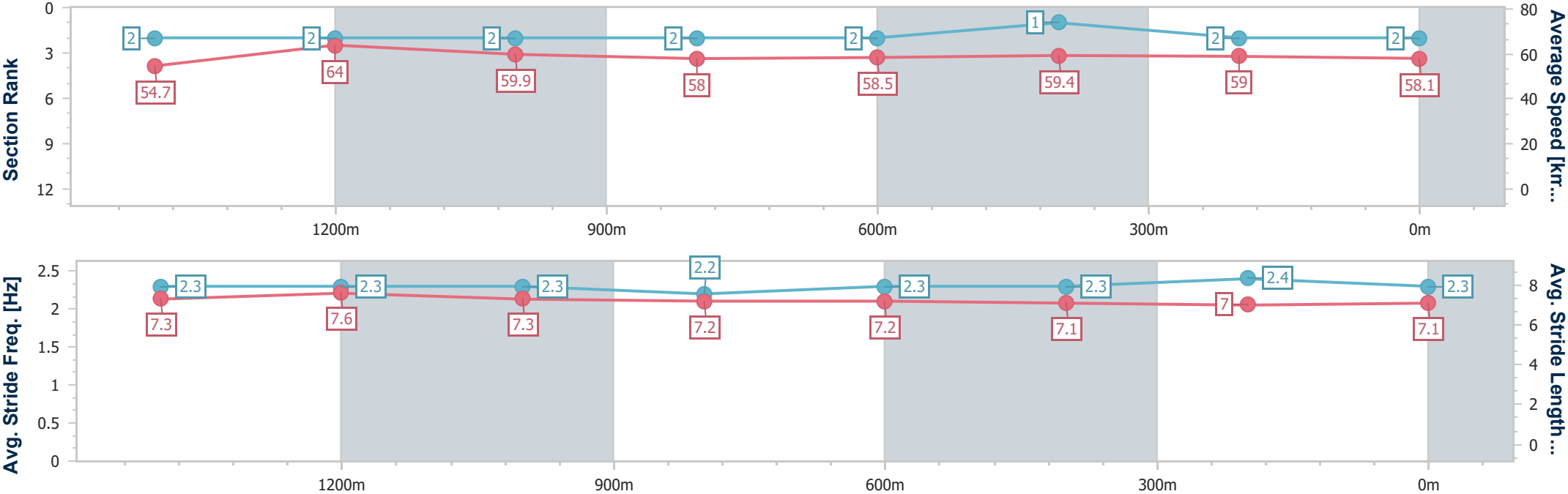
Horse/Jockey Name	By By Bean
Final Rank	2
Fastest Section Time (Section)	0:11.33 (1400m)
Top Speed [km/h] (Section)	66.6 (Overall)
Race State	Finished



Toowoomba QLD Professional  
Race 3: SHERRIN RENTALS Class 3 Handicap - 1625m  
22 February 2025 - 18:28  
Track Rating: Good 4, Weather: Windy, Rail Position: True



Section	Overall	1400m	1200m	1000m	800m	600m	400m	200m					
Section Times	1:40.21 [2] (0:14.89)	1:25.32 [2] (0:11.33)	1:13.99 [2] (0:12.09)	1:01.90 [2] (0:12.51)	0:49.39 [2] (0:12.38)	0:37.01 [2] (0:12.32)	0:24.69 [1] (0:12.31)	0:12.38 [2] (0:12.38)					
Average Speed [km/h]	54.7	64.0	59.9	58.0	58.5	59.4	59.0	58.1					
Top Speed [km/h]	66.6	66.4	61.9	58.7	59.6	60.6	59.7	59.1					
Avg. Dist. to Rail [m]	5.0	1.1	2.2	1.5	3.0	2.8	2.5	2.1					
Avg. Stride Freq. [Hz]	2.3	2.3	2.3	2.2	2.3	2.3	2.4	2.3					
Avg. Stride Length [m]	7.3	7.6	7.3	7.2	7.2	7.1	7.0	7.1					





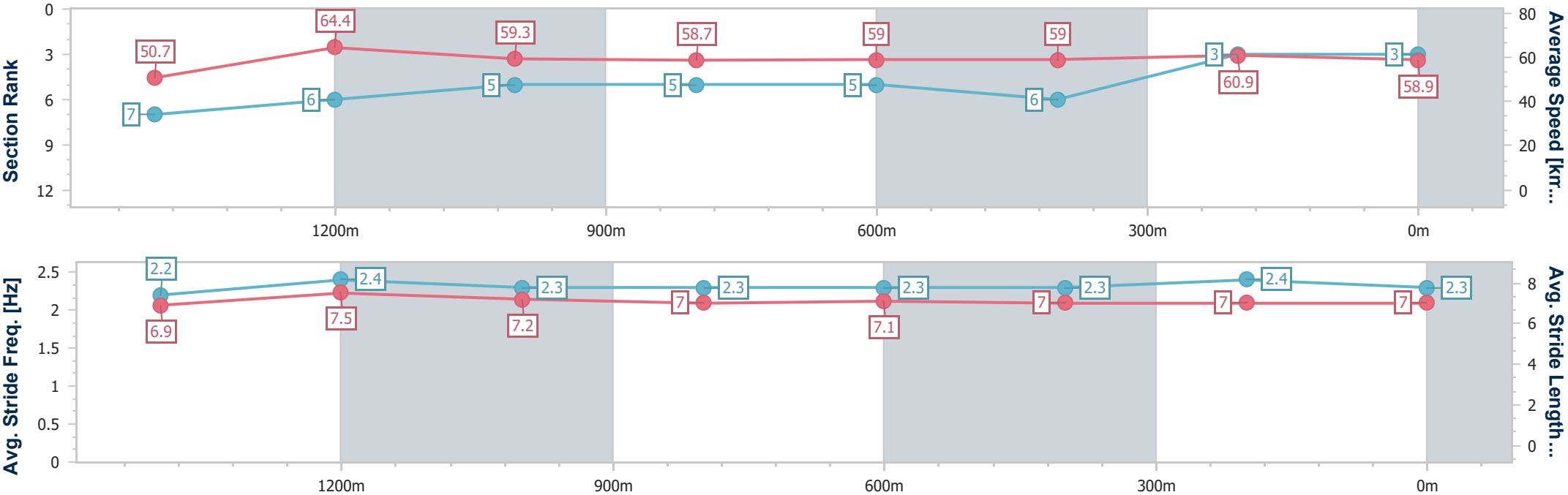
Horse/Jockey Name	Don't Diss Around
Final Rank	3
Fastest Section Time (Section)	0:11.03 (1400m)
Top Speed [km/h] (Section)	67.4 (1400m)
Race State	Finished



Toowoomba QLD Professional  
Race 3: SHERRIN RENTALS Class 3 Handicap - 1625m  
22 February 2025 - 18:28  
Track Rating: Good 4, Weather: Windy, Rail Position: True



Section	Overall	1400m	1200m	1000m	800m	600m	400m	200m					
Section Times	1:40.26 [3] (0:15.81)	1:24.45 [7] (0:11.03)	1:13.42 [6] (0:12.16)	1:01.26 [5] (0:12.29)	0:48.97 [5] (0:12.31)	0:36.66 [5] (0:12.43)	0:24.23 [6] (0:12.06)	0:12.17 [3] (0:12.17)					
Average Speed [km/h]	50.7	64.4	59.3	58.7	59.0	59.0	60.9	58.9					
Top Speed [km/h]	66.7	67.4	60.7	60.7	60.9	60.3	62.1	61.3					
Avg. Dist. to Rail [m]	3.4	2.7	1.4	1.1	2.9	3.4	4.7	6.3					
Avg. Stride Freq. [Hz]	2.2	2.4	2.3	2.3	2.3	2.3	2.4	2.3					
Avg. Stride Length [m]	6.9	7.5	7.2	7.0	7.1	7.0	7.0	7.0					





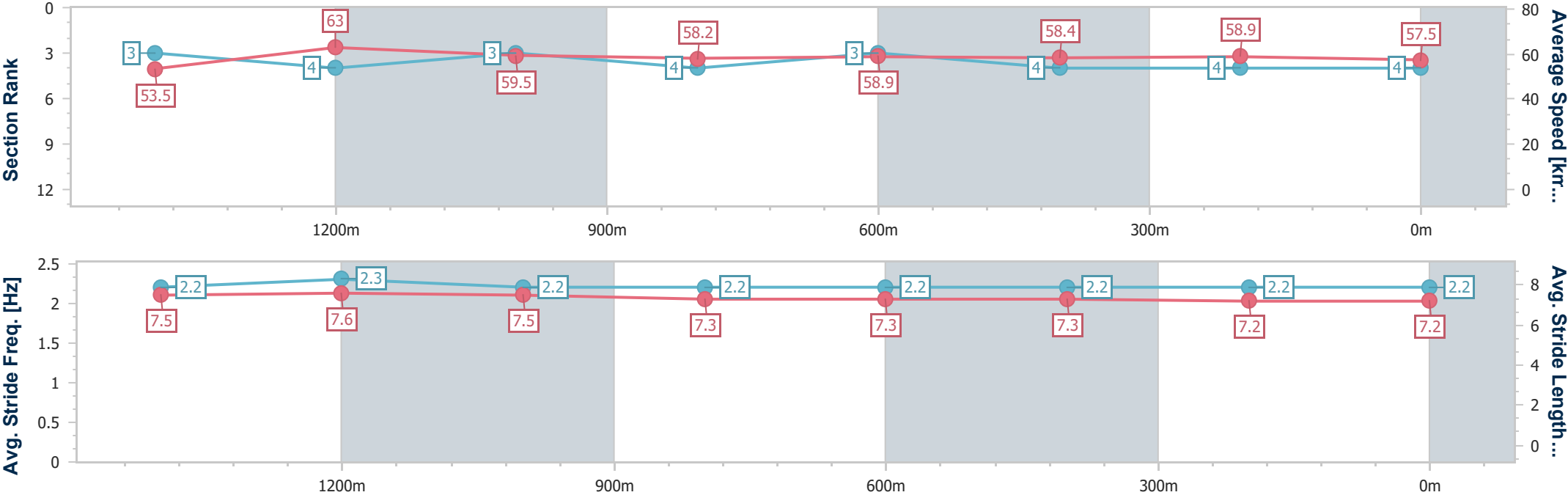
Horse/Jockey Name	Gulf Of Sidra
Final Rank	4
Fastest Section Time (Section)	0:11.43 (1400m)
Top Speed [km/h] (Section)	66.4 (Overall)
Race State	Finished



Toowoomba QLD Professional  
Race 3: SHERRIN RENTALS Class 3 Handicap - 1625m  
22 February 2025 - 18:28  
Track Rating: Good 4, Weather: Windy, Rail Position: True



Section	Overall	1400m	1200m	1000m	800m	600m	400m	200m					
Section Times	1:40.65 [4] (0:15.12)	1:25.53 [3] (0:11.43)	1:14.10 [4] (0:12.10)	1:02.00 [3] (0:12.41)	0:49.59 [4] (0:12.37)	0:37.22 [3] (0:12.40)	0:24.82 [4] (0:12.30)	0:12.52 [4] (0:12.52)					
Average Speed [km/h]	53.5	63.0	59.5	58.2	58.9	58.4	58.9	57.5					
Top Speed [km/h]	66.4	65.9	61.3	59.2	59.5	59.0	61.3	59.2					
Avg. Dist. to Rail [m]	2.8	0.5	1.3	1.5	2.0	1.3	1.9	3.1					
Avg. Stride Freq. [Hz]	2.2	2.3	2.2	2.2	2.2	2.2	2.2	2.2					
Avg. Stride Length [m]	7.5	7.6	7.5	7.3	7.3	7.3	7.2	7.2					





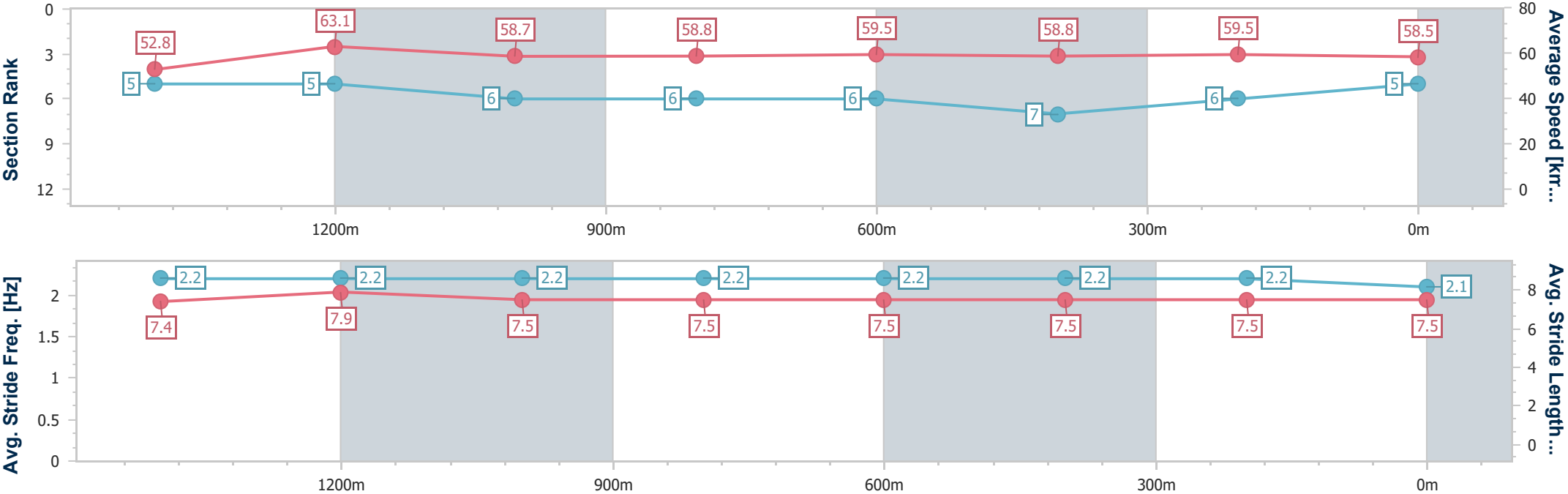
Horse/Jockey Name	Saint Martin
Final Rank	5
Fastest Section Time (Section)	0:11.32 (1400m)
Top Speed [km/h] (Section)	66.0 (Overall)
Race State	Finished



Toowoomba QLD Professional  
Race 3: SHERRIN RENTALS Class 3 Handicap - 1625m  
22 February 2025 - 18:28  
Track Rating: Good 4, Weather: Windy, Rail Position: True



Section	Overall	1400m	1200m	1000m	800m	600m	400m	200m					
Section Times	1:40.69 [5] (0:15.39)	1:25.30 [5] (0:11.32)	1:13.98 [5] (0:12.32)	1:01.66 [6] (0:12.31)	0:49.35 [6] (0:12.26)	0:37.09 [6] (0:12.50)	0:24.59 [7] (0:12.32)	0:12.27 [6] (0:12.27)					
Average Speed [km/h]	52.8	63.1	58.7	58.8	59.5	58.8	59.5	58.5					
Top Speed [km/h]	66.0	65.9	60.4	59.9	60.9	59.8	60.3	59.7					
Avg. Dist. to Rail [m]	3.1	1.3	1.2	1.6	4.0	4.1	4.8	5.2					
Avg. Stride Freq. [Hz]	2.2	2.2	2.2	2.2	2.2	2.2	2.2	2.1					
Avg. Stride Length [m]	7.4	7.9	7.5	7.5	7.5	7.5	7.5	7.5					





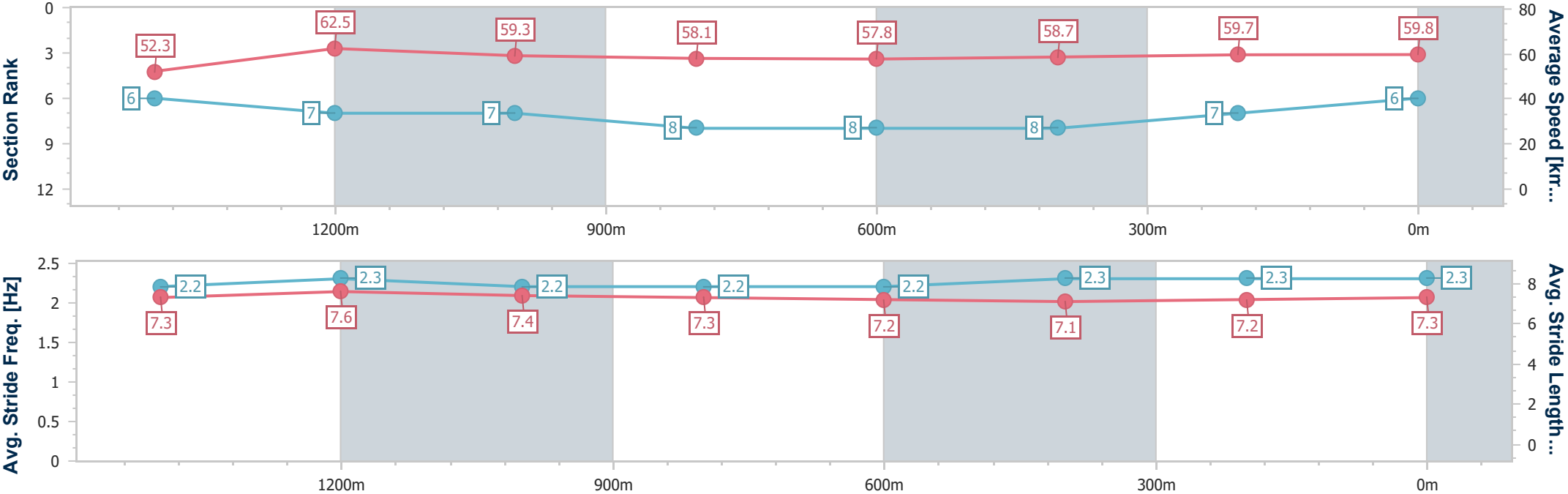
Horse/Jockey Name	Luna Diva
Final Rank	6
Fastest Section Time (Section)	0:11.48 (1400m)
Top Speed [km/h] (Section)	66.6 (Overall)
Race State	Finished



Toowoomba QLD Professional  
Race 3: SHERRIN RENTALS Class 3 Handicap - 1625m  
22 February 2025 - 18:28  
Track Rating: Good 4, Weather: Windy, Rail Position: True



Section	Overall	1400m	1200m	1000m	800m	600m	400m	200m					
Section Times	1:40.77 [6] (0:15.57)	1:25.20 [6] (0:11.48)	1:13.72 [7] (0:12.20)	1:01.52 [7] (0:12.49)	0:49.03 [8] (0:12.52)	0:36.51 [8] (0:12.44)	0:24.07 [8] (0:12.06)	0:12.01 [7] (0:12.01)					
Average Speed [km/h]	52.3	62.5	59.3	58.1	57.8	58.7	59.7	59.8					
Top Speed [km/h]	66.6	66.0	60.0	59.2	59.6	59.5	61.0	60.5					
Avg. Dist. to Rail [m]	4.7	0.8	1.8	2.3	2.3	1.9	0.5	1.9					
Avg. Stride Freq. [Hz]	2.2	2.3	2.2	2.2	2.2	2.3	2.3	2.3					
Avg. Stride Length [m]	7.3	7.6	7.4	7.3	7.2	7.1	7.2	7.3					





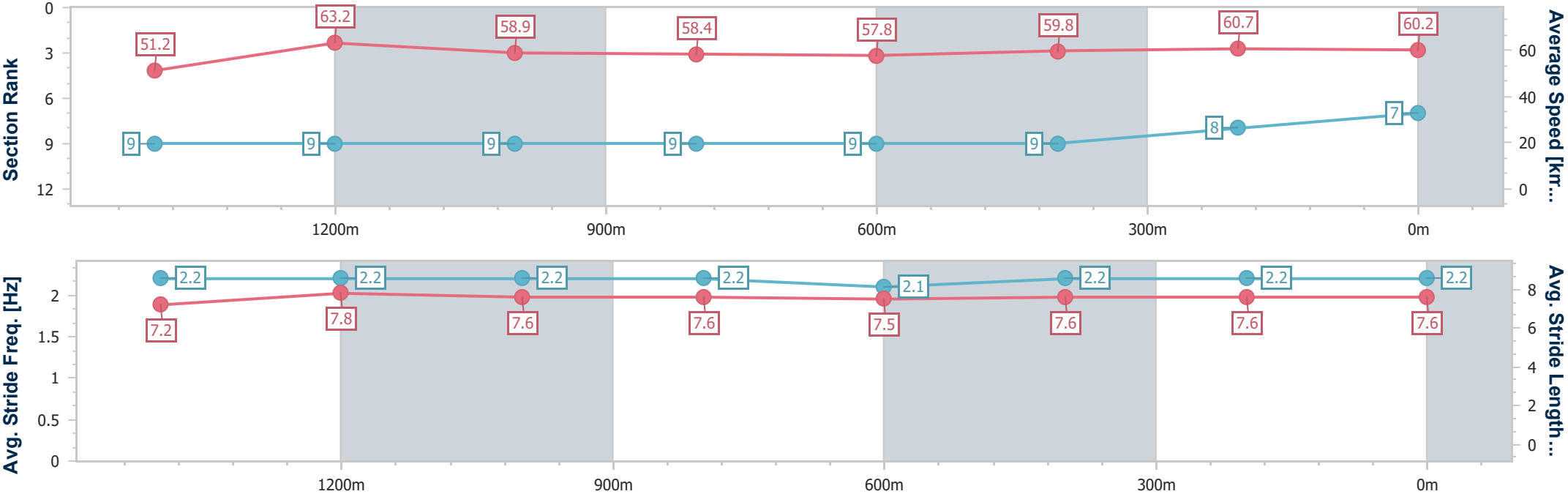
Horse/Jockey Name	North Channel
Final Rank	7
Fastest Section Time (Section)	0:11.45 (1400m)
Top Speed [km/h] (Section)	65.3 (1400m)
Race State	Finished



Toowoomba QLD Professional  
Race 3: SHERRIN RENTALS Class 3 Handicap - 1625m  
22 February 2025 - 18:28  
Track Rating: Good 4, Weather: Windy, Rail Position: True



Section	Overall	1400m	1200m	1000m	800m	600m	400m	200m					
Section Times	1:40.83 [7] (0:15.97)	1:24.86 [9] (0:11.45)	1:13.41 [9] (0:12.27)	1:01.14 [9] (0:12.37)	0:48.77 [9] (0:12.57)	0:36.20 [9] (0:12.25)	0:23.95 [9] (0:11.98)	0:11.97 [8] (0:11.97)					
Average Speed [km/h]	51.2	63.2	58.9	58.4	57.8	59.8	60.7	60.2					
Top Speed [km/h]	65.2	65.3	60.5	59.5	59.4	60.4	62.6	60.7					
Avg. Dist. to Rail [m]	6.8	1.0	2.4	1.3	3.1	3.1	3.9	3.5					
Avg. Stride Freq. [Hz]	2.2	2.2	2.2	2.2	2.1	2.2	2.2	2.2					
Avg. Stride Length [m]	7.2	7.8	7.6	7.6	7.5	7.6	7.6	7.6					







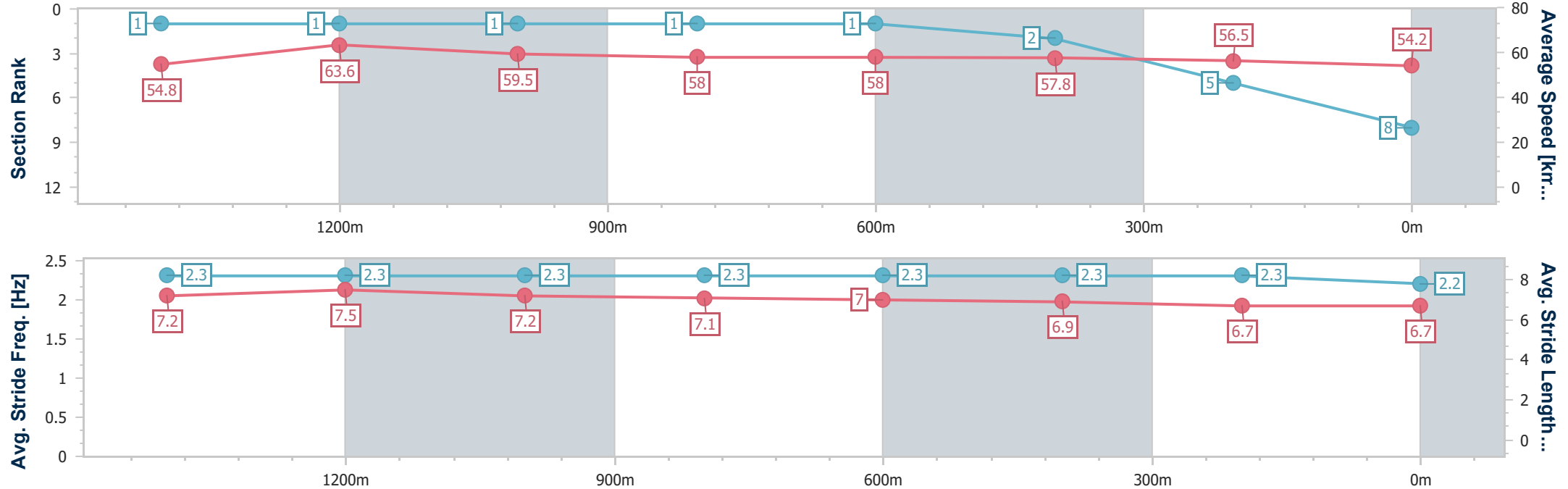
Horse/Jockey Name	Naughty Words
Final Rank	8
Fastest Section Time (Section)	0:11.28 (1400m)
Top Speed [km/h] (Section)	66.1 (Overall)
Race State	Finished



Toowoomba QLD Professional  
Race 3: SHERRIN RENTALS Class 3 Handicap - 1625m  
22 February 2025 - 18:28  
Track Rating: Good 4, Weather: Windy, Rail Position: True



Section	Overall	1400m	1200m	1000m	800m	600m	400m	200m					
Section Times	1:41.70 [8] (0:14.83)	1:26.87 [1] (0:11.28)	1:15.59 [1] (0:12.20)	1:03.39 [1] (0:12.45)	0:50.94 [1] (0:12.43)	0:38.51 [1] (0:12.47)	0:26.04 [2] (0:12.72)	0:13.32 [5] (0:13.32)					
Average Speed [km/h]	54.8	63.6	59.5	58.0	58.0	57.8	56.5	54.2					
Top Speed [km/h]	66.1	65.9	61.3	59.0	58.8	59.3	57.4	55.5					
Avg. Dist. to Rail [m]	2.4	0.9	2.5	1.6	1.1	0.4	0.4	0.4					
Avg. Stride Freq. [Hz]	2.3	2.3	2.3	2.3	2.3	2.3	2.3	2.2					
Avg. Stride Length [m]	7.2	7.5	7.2	7.1	7.0	6.9	6.7	6.7					





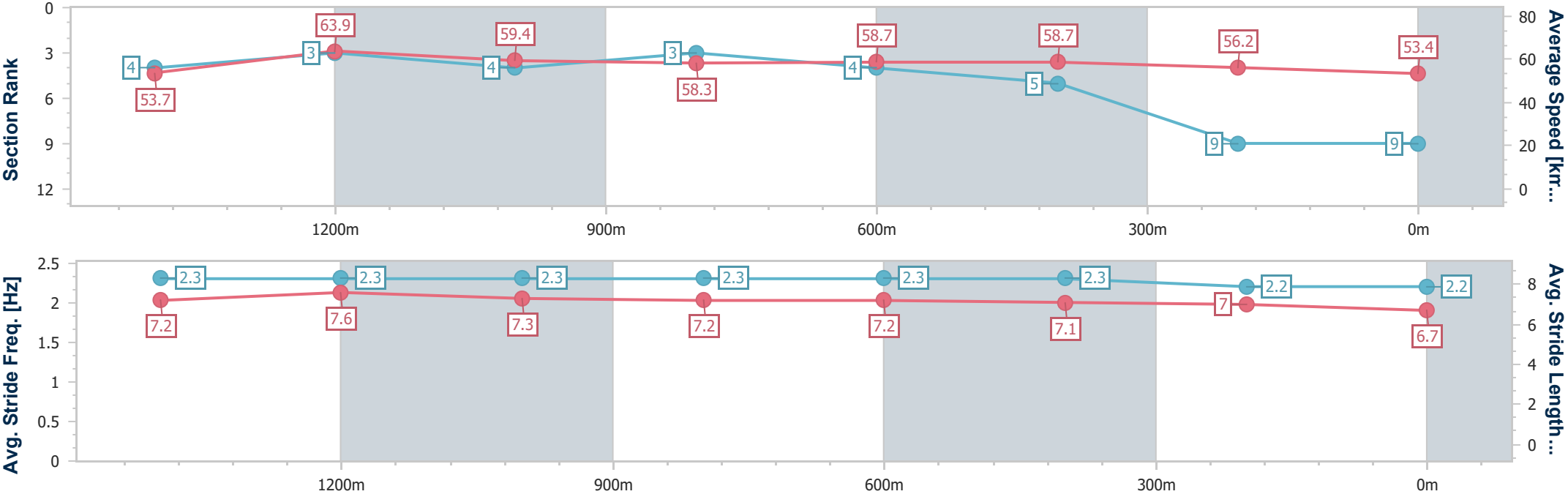
Horse/Jockey Name	Legislate
Final Rank	9
Fastest Section Time (Section)	0:11.31 (1400m)
Top Speed [km/h] (Section)	69.6 (Overall)
Race State	Finished



Toowoomba QLD Professional  
Race 3: SHERRIN RENTALS Class 3 Handicap - 1625m  
22 February 2025 - 18:28  
Track Rating: Good 4, Weather: Windy, Rail Position: True



Section	Overall	1400m	1200m	1000m	800m	600m	400m	200m					
Section Times	1:42.36 [9] (0:15.17)	1:27.19 [4] (0:11.31)	1:15.88 [3] (0:12.18)	1:03.70 [4] (0:12.38)	0:51.32 [3] (0:12.41)	0:38.91 [4] (0:12.45)	0:26.46 [5] (0:12.97)	0:13.49 [9] (0:13.49)					
Average Speed [km/h]	53.7	63.9	59.4	58.3	58.7	58.7	56.2	53.4					
Top Speed [km/h]	69.6	69.4	62.8	59.8	59.7	59.7	57.5	56.1					
Avg. Dist. to Rail [m]	4.8	1.1	2.6	1.6	3.2	3.0	2.5	3.3					
Avg. Stride Freq. [Hz]	2.3	2.3	2.3	2.3	2.3	2.3	2.2	2.2					
Avg. Stride Length [m]	7.2	7.6	7.3	7.2	7.2	7.1	7.0	6.7					





# Toowoomba QLD Professional

## Race 4: SHEPPARD EARTHMOVING BENCHMARK 58 Handicap - 1890m

22 February 2025 - 19:03



Track Rating: Good 4, Weather: Windy, Rail Position: True

Section					Overall	1600m	1400m	1200m	1000m	800m	600m	Last 600m		
Field Times					1:58.88 (0:21.28)	1:37.60 (0:11.01)	1:26.59 (0:11.80)	1:14.79 (0:12.35)	1:02.44 (0:12.66)	0:49.78 (0:12.61)	0:37.17 (0:12.56)	0:37.17		
Rank	TAB	Horse/Jockey	Barrier	Top Speed [km/h]	Fastest Section									Distance Travelled [m]
1	9	LUPINE	10	67.4	0:11.14	1:58.88 [1]	1:37.04 [3]	1:25.90 [2]	1:14.51 [2]	1:02.42 [2]	0:49.78 [1]	0:37.17 [1]	0:37.17	
		Kelsey Lenton		1400m	1600m	(0:21.84)	(0:11.14)	(0:11.39)	(0:12.09)	(0:12.64)	(0:12.61)	(0:12.56)		
2	2	MEDICAL AUTOCRAT	6	66.7	0:11.27	1:59.36 [2]	1:37.56 [2]	1:26.29 [3]	1:14.82 [3]	1:02.56 [3]	0:49.90 [3]	0:37.35 [2]	0:37.35	+2
		Dan McGillivray		1600m	1600m	(0:21.80)	(0:11.27)	(0:11.47)	(0:12.26)	(0:12.66)	(0:12.55)	(0:12.65)		
3	6	BILPA MOREA	3	65.6	0:11.32	1:59.97 [3]	1:37.64 [6]	1:26.32 [6]	1:14.85 [6]	1:02.62 [6]	0:49.97 [5]	0:37.58 [4]	0:37.58	+4
		Hannah Richardson		1600m	1600m	(0:22.33)	(0:11.32)	(0:11.47)	(0:12.23)	(0:12.65)	(0:12.39)	(0:12.25)		
4	8	DEL CAMPO	2	65.5	0:11.34	2:00.85 [4]	1:38.84 [5]	1:27.50 [4]	1:15.91 [4]	1:03.75 [4]	0:51.03 [4]	0:38.51 [3]	0:38.51	-3
		Kenji Yoshida		1600m	1600m	(0:22.01)	(0:11.34)	(0:11.59)	(0:12.16)	(0:12.72)	(0:12.52)	(0:12.62)		
5	10	MAKE HASTE	7	64.8	0:11.37	2:00.91 [5]	1:38.30 [8]	1:26.93 [8]	1:15.43 [8]	1:03.27 [8]	0:50.63 [8]	0:38.30 [6]	0:38.30	-2
		Luke Tarrant		1400m	1600m	(0:22.61)	(0:11.37)	(0:11.50)	(0:12.16)	(0:12.64)	(0:12.33)	(0:12.60)		
6	7	MIKKI EIGHT	4	65.9	0:11.34	2:01.52 [6]	1:39.16 [7]	1:27.82 [7]	1:16.22 [7]	1:04.02 [7]	0:51.28 [7]	0:38.78 [7]	0:38.78	-5
		Jake Molloy		1600m	1600m	(0:22.36)	(0:11.34)	(0:11.60)	(0:12.20)	(0:12.74)	(0:12.50)	(0:12.79)		
7	3	SPOKE TO RAJIV	8	67.1	0:11.01	2:05.56 [7]	1:44.28 [1]	1:33.27 [1]	1:21.47 [1]	1:09.12 [1]	0:56.36 [2]	0:43.03 [5]	0:43.03	-7
		Gabrielle Semmens		1600m	1600m	(0:21.28)	(0:11.01)	(0:11.80)	(0:12.35)	(0:12.76)	(0:13.33)	(0:14.13)		
8	4	DECARBONISE	1	64.0	0:11.38	2:06.00 [8]	1:44.01 [4]	1:32.63 [5]	1:20.97 [5]	1:08.74 [5]	0:55.98 [6]	0:43.14 [8]	0:43.14	-8
		Justin Stanley		1600m	1600m	(0:21.99)	(0:11.38)	(0:11.66)	(0:12.23)	(0:12.76)	(0:12.84)	(0:13.22)		

Scratched: Drop The Pilot (#5), Lucky Exchange (#1)



Toowoomba QLD Professional  
Race 4: SHEPPARD EARTHMOVING BENCHMARK 58 Handicap - 1890m  
22 February 2025 - 19:03



Track Rating: Good 4, Weather: Windy, Rail Position: True

Section						400m	200m			Last 600m
Field Times						0:24.61 (0:12.38)	0:12.23 (0:12.23)			0:37.17
Rank	TAB	Horse/Jockey	Barrier	Top Speed [km/h]	Fastest Section			Margin		
1	9	LUPINE	10	67.4	0:11.14	0:24.61 [1]	0:12.23 [1]	1:58.88	0:37.17	
		Kelsey Lenton		1400m	1600m	(0:12.38)	(0:12.23)			
2	2	MEDICAL AUTOCRAT	6	66.7	0:11.27	0:24.70 [3]	0:12.32 [2]	2.8L	0:37.35 +2	
		Dan McGillivray		1600m	1600m	(0:12.38)	(0:12.32)			
3	6	BILPA MOREA	3	65.6	0:11.32	0:25.33 [2]	0:12.82 [3]	6.3L	0:37.58 +4	
		Hannah Richardson		1600m	1600m	(0:12.51)	(0:12.82)			
4	8	DEL CAMPO	2	65.5	0:11.34	0:25.89 [4]	0:13.13 [4]	11.3L	0:38.51 -3	
		Kenji Yoshida		1600m	1600m	(0:12.76)	(0:13.13)			
5	10	MAKE HASTE	7	64.8	0:11.37	0:25.70 [5]	0:12.99 [5]	11.5L	0:38.30 -2	
		Luke Tarrant		1400m	1600m	(0:12.71)	(0:12.99)			
6	7	MIKKI EIGHT	4	65.9	0:11.34	0:25.99 [6]	0:13.14 [6]	15L	0:38.78 -5	
		Jake Molloy		1600m	1600m	(0:12.85)	(0:13.14)			
7	3	SPOKE TO RAJIV	8	67.1	0:11.01	0:28.90 [8]	0:14.49 [8]	38.8L	0:43.03 -7	
		Gabrielle Semmens		1600m	1600m	(0:14.41)	(0:14.49)			
8	4	DECARBONISE	1	64.0	0:11.38	0:29.92 [7]	0:15.82 [7]	41.3L	0:43.14 -8	
		Justin Stanley		1600m	1600m	(0:14.10)	(0:15.82)			

Scratched: Drop The Pilot (#5), Lucky Exchange (#1)



Horse/Jockey Name	Lupine
Final Rank	1
Fastest Section Time (Section)	0:11.14 (1600m)
Top Speed [km/h] (Section)	67.4 (1400m)
Race State	Finished



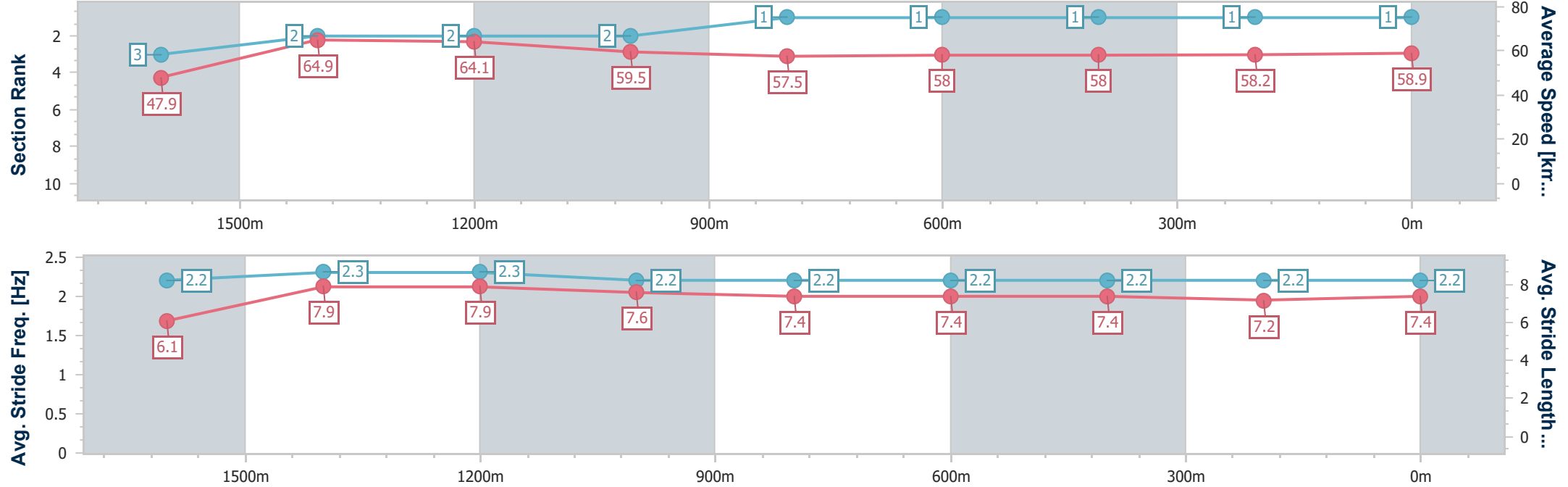
Toowoomba QLD Professional  
Race 4: SHEPPARD EARTHMOVING BENCHMARK 58 Handicap  
- 1890m



22 February 2025 - 19:03

Track Rating: Good 4, Weather: Windy, Rail Position: True

Section	Overall	1600m	1400m	1200m	1000m	800m	600m	400m	200m				
Section Times	1:58.88 [1] (0:21.84)	1:37.04 [3] (0:11.14)	1:25.90 [2] (0:11.39)	1:14.51 [2] (0:12.09)	1:02.42 [2] (0:12.64)	0:49.78 [1] (0:12.61)	0:37.17 [1] (0:12.56)	0:24.61 [1] (0:12.38)	0:12.23 [1] (0:12.23)				
Average Speed [km/h]	47.9	64.9	64.1	59.5	57.5	58.0	58.0	58.2	58.9				
Top Speed [km/h]	64.1	67.4	67.4	61.4	58.4	58.8	59.1	59.2	59.2				
Avg. Dist. to Rail [m]	7.0	1.0	2.4	3.5	2.9	3.9	2.8	1.1	1.0				
Avg. Stride Freq. [Hz]	2.2	2.3	2.3	2.2	2.2	2.2	2.2	2.2	2.2				
Avg. Stride Length [m]	6.1	7.9	7.9	7.6	7.4	7.4	7.4	7.2	7.4				



- [ ] Ranking at each section and finish
- No data available at this section
- NA No data available



Horse/Jockey Name	Medical Autocrat
Final Rank	2
Fastest Section Time (Section)	0:11.27 (1600m)
Top Speed [km/h] (Section)	66.7 (1600m)
Race State	Finished



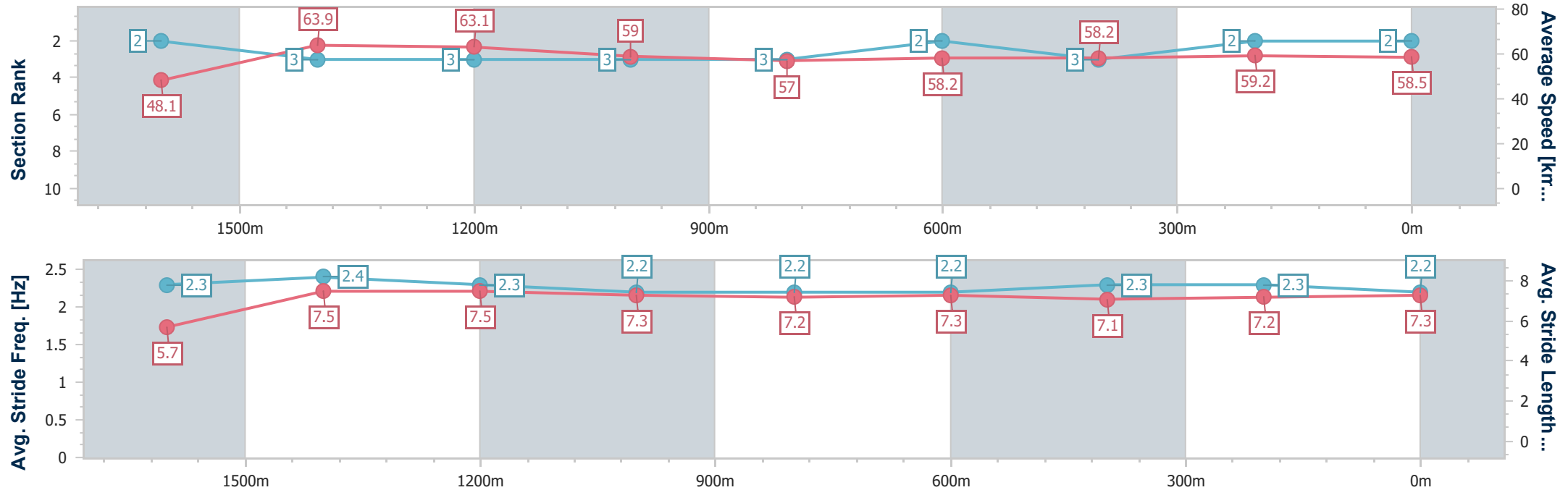
Toowoomba QLD Professional  
Race 4: SHEPPARD EARTHMOVING BENCHMARK 58 Handicap  
- 1890m



22 February 2025 - 19:03

Track Rating: Good 4, Weather: Windy, Rail Position: True

Section	Overall	1600m	1400m	1200m	1000m	800m	600m	400m	200m				
Section Times	1:59.36 [2] (0:21.80)	1:37.56 [2] (0:11.27)	1:26.29 [3] (0:11.47)	1:14.82 [3] (0:12.26)	1:02.56 [3] (0:12.66)	0:49.90 [3] (0:12.55)	0:37.35 [2] (0:12.65)	0:24.70 [3] (0:12.38)	0:12.32 [2] (0:12.32)				
Average Speed [km/h]	48.1	63.9	63.1	59.0	57.0	58.2	58.2	59.2	58.5				
Top Speed [km/h]	64.9	66.7	66.4	62.1	57.7	59.1	59.2	59.9	59.5				
Avg. Dist. to Rail [m]	6.8	0.6	1.2	1.9	1.3	4.4	4.5	4.9	5.7				
Avg. Stride Freq. [Hz]	2.3	2.4	2.3	2.2	2.2	2.2	2.3	2.3	2.2				
Avg. Stride Length [m]	5.7	7.5	7.5	7.3	7.2	7.3	7.1	7.2	7.3				





Horse/Jockey Name	Bilpa Morea
Final Rank	3
Fastest Section Time (Section)	0:11.32 (1600m)
Top Speed [km/h] (Section)	65.6 (1600m)
Race State	Finished



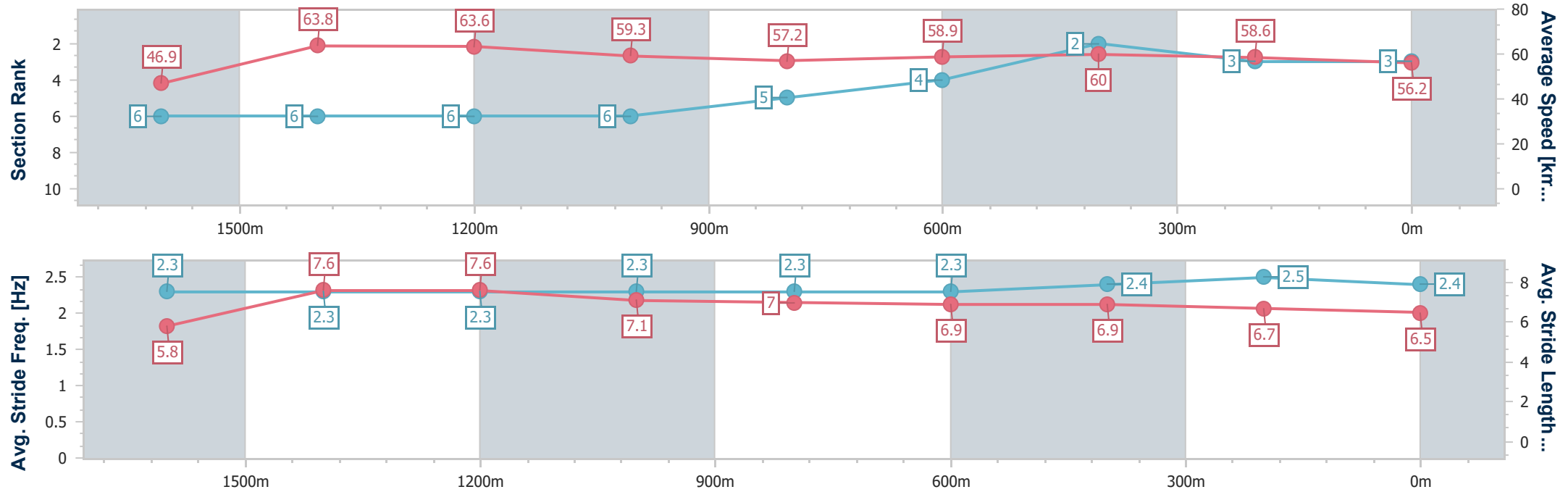
Toowoomba QLD Professional  
Race 4: SHEPPARD EARTHMOVING BENCHMARK 58 Handicap  
- 1890m



22 February 2025 - 19:03

Track Rating: Good 4, Weather: Windy, Rail Position: True

Section	Overall	1600m	1400m	1200m	1000m	800m	600m	400m	200m				
Section Times	1:59.97 [3] (0:22.33)	1:37.64 [6] (0:11.32)	1:26.32 [6] (0:11.47)	1:14.85 [6] (0:12.23)	1:02.62 [6] (0:12.65)	0:49.97 [5] (0:12.39)	0:37.58 [4] (0:12.25)	0:25.33 [2] (0:12.51)	0:12.82 [3] (0:12.82)				
Average Speed [km/h]	46.9	63.8	63.6	59.3	57.2	58.9	60.0	58.6	56.2				
Top Speed [km/h]	63.0	65.6	65.6	62.3	58.2	60.5	60.7	60.4	57.3				
Avg. Dist. to Rail [m]	5.7	0.9	2.7	3.3	1.8	4.1	4.0	6.2	6.2				
Avg. Stride Freq. [Hz]	2.3	2.3	2.3	2.3	2.3	2.3	2.4	2.5	2.4				
Avg. Stride Length [m]	5.8	7.6	7.6	7.1	7.0	6.9	6.9	6.7	6.5				



[ ] Ranking at each section and finish  
- - - - - No data available at this section  
NA No data available



Horse/Jockey Name	Del Campo
Final Rank	4
Fastest Section Time (Section)	0:11.34 (1600m)
Top Speed [km/h] (Section)	65.5 (1600m)
Race State	Finished



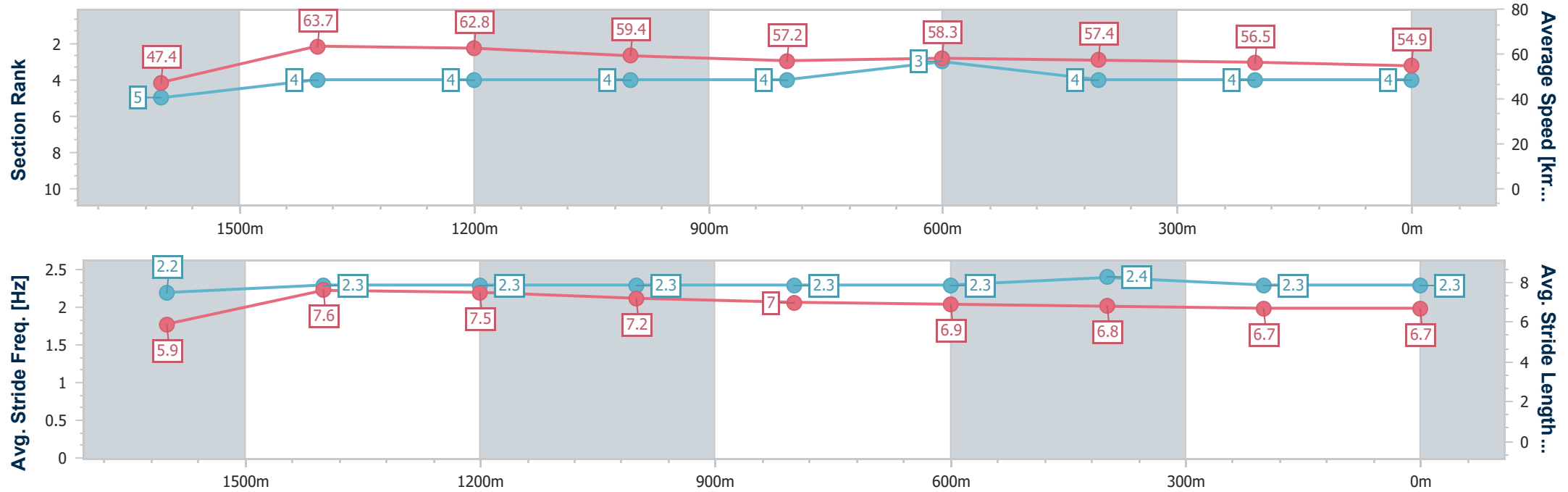
Toowoomba QLD Professional  
Race 4: SHEPPARD EARTHMOVING BENCHMARK 58 Handicap  
- 1890m



22 February 2025 - 19:03

Track Rating: Good 4, Weather: Windy, Rail Position: True

Section	Overall	1600m	1400m	1200m	1000m	800m	600m	400m	200m				
Section Times	2:00.85 [4] (0:22.01)	1:38.84 [5] (0:11.34)	1:27.50 [4] (0:11.59)	1:15.91 [4] (0:12.16)	1:03.75 [4] (0:12.72)	0:51.03 [4] (0:12.52)	0:38.51 [3] (0:12.62)	0:25.89 [4] (0:12.76)	0:13.13 [4] (0:13.13)				
Average Speed [km/h]	47.4	63.7	62.8	59.4	57.2	58.3	57.4	56.5	54.9				
Top Speed [km/h]	63.6	65.5	65.5	62.0	58.3	59.7	58.9	57.1	56.6				
Avg. Dist. to Rail [m]	4.9	1.3	2.7	2.9	2.0	4.1	2.0	0.9	0.9				
Avg. Stride Freq. [Hz]	2.2	2.3	2.3	2.3	2.3	2.3	2.4	2.3	2.3				
Avg. Stride Length [m]	5.9	7.6	7.5	7.2	7.0	6.9	6.8	6.7	6.7				







Horse/Jockey Name	Make Haste
Final Rank	5
Fastest Section Time (Section)	0:11.37 (1600m)
Top Speed [km/h] (Section)	64.8 (1400m)
Race State	Finished



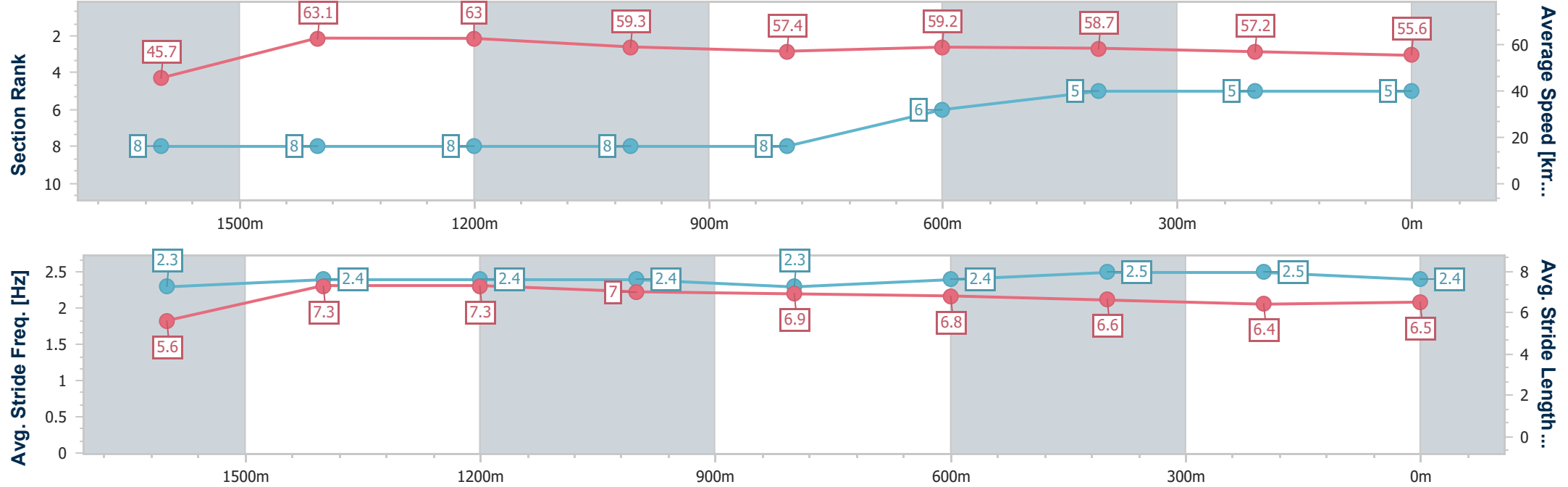
Toowoomba QLD Professional  
Race 4: SHEPPARD EARTHMOVING BENCHMARK 58 Handicap  
- 1890m



22 February 2025 - 19:03

Track Rating: Good 4, Weather: Windy, Rail Position: True

Section	Overall	1600m	1400m	1200m	1000m	800m	600m	400m	200m				
Section Times	2:00.91 [5] (0:22.61)	1:38.30 [8] (0:11.37)	1:26.93 [8] (0:11.50)	1:15.43 [8] (0:12.16)	1:03.27 [8] (0:12.64)	0:50.63 [8] (0:12.33)	0:38.30 [6] (0:12.60)	0:25.70 [5] (0:12.71)	0:12.99 [5] (0:12.99)				
Average Speed [km/h]	45.7	63.1	63.0	59.3	57.4	59.2	58.7	57.2	55.6				
Top Speed [km/h]	62.2	64.8	64.8	61.7	57.9	60.7	59.7	57.8	56.5				
Avg. Dist. to Rail [m]	7.5	0.9	1.2	1.9	1.5	4.7	5.2	3.6	5.2				
Avg. Stride Freq. [Hz]	2.3	2.4	2.4	2.4	2.3	2.4	2.5	2.5	2.4				
Avg. Stride Length [m]	5.6	7.3	7.3	7.0	6.9	6.8	6.6	6.4	6.5				



[ ] Ranking at each section and finish  
- - - - - No data available at this section  
NA No data available



Horse/Jockey Name	Mikki Eight
Final Rank	6
Fastest Section Time (Section)	0:11.34 (1600m)
Top Speed [km/h] (Section)	65.9 (1600m)
Race State	Finished



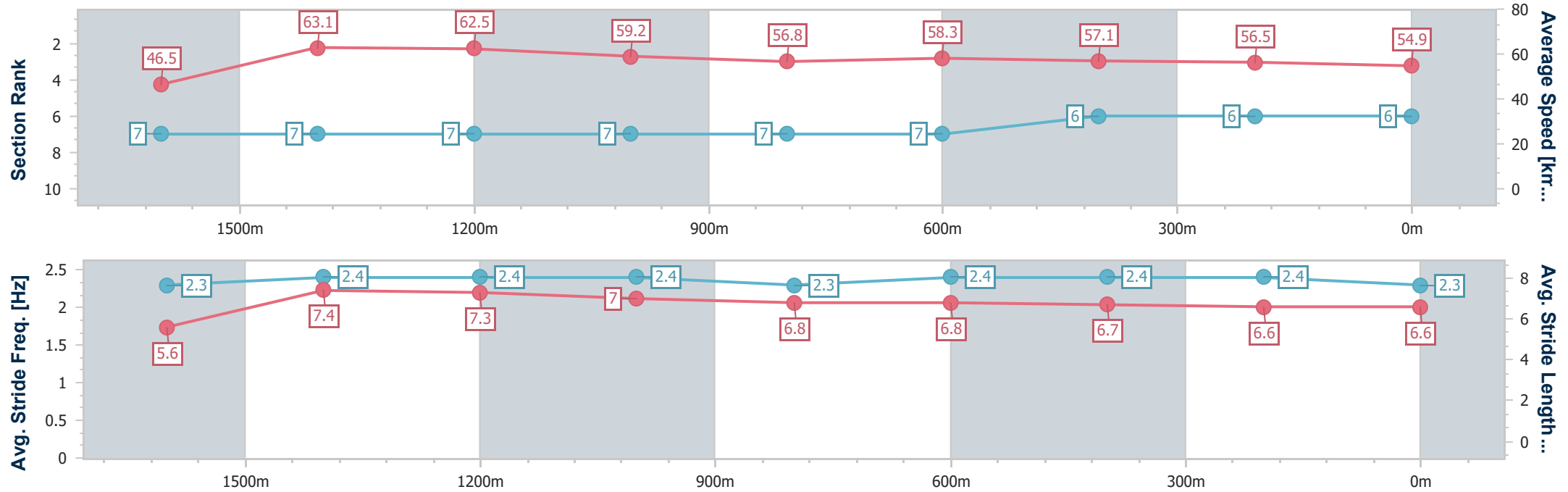
Toowoomba QLD Professional  
Race 4: SHEPPARD EARTHMOVING BENCHMARK 58 Handicap  
- 1890m



22 February 2025 - 19:03

Track Rating: Good 4, Weather: Windy, Rail Position: True

Section	Overall	1600m	1400m	1200m	1000m	800m	600m	400m	200m				
Section Times	2:01.52 [6] (0:22.36)	1:39.16 [7] (0:11.34)	1:27.82 [7] (0:11.60)	1:16.22 [7] (0:12.20)	1:04.02 [7] (0:12.74)	0:51.28 [7] (0:12.50)	0:38.78 [7] (0:12.79)	0:25.99 [6] (0:12.85)	0:13.14 [6] (0:13.14)				
Average Speed [km/h]	46.5	63.1	62.5	59.2	56.8	58.3	57.1	56.5	54.9				
Top Speed [km/h]	62.1	65.9	64.5	61.8	58.1	59.3	58.9	57.3	56.3				
Avg. Dist. to Rail [m]	5.6	0.8	1.4	2.7	1.6	3.6	3.1	3.0	5.5				
Avg. Stride Freq. [Hz]	2.3	2.4	2.4	2.4	2.3	2.4	2.4	2.4	2.3				
Avg. Stride Length [m]	5.6	7.4	7.3	7.0	6.8	6.8	6.7	6.6	6.6				



- [ ] Ranking at each section and finish
- .-.- No data available at this section
- NA No data available



Horse/Jockey Name	Spoke To Rajiv
Final Rank	7
Fastest Section Time (Section)	0:11.01 (1600m)
Top Speed [km/h] (Section)	67.1 (1600m)
Race State	Finished



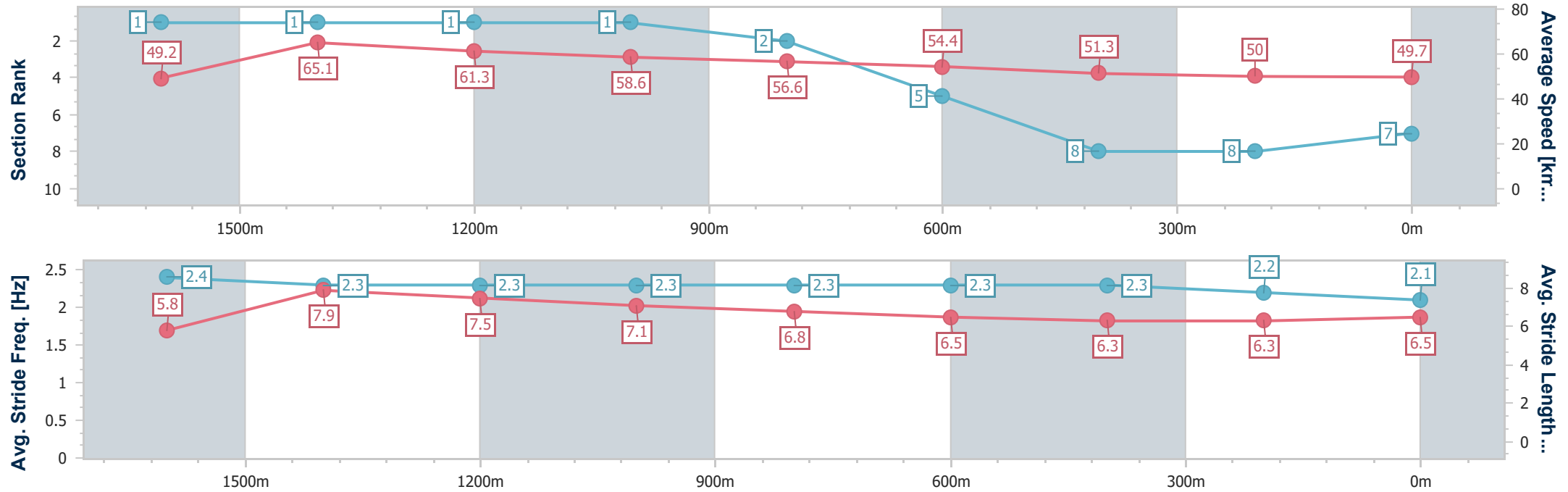
Toowoomba QLD Professional  
Race 4: SHEPPARD EARTHMOVING BENCHMARK 58 Handicap  
- 1890m



22 February 2025 - 19:03

Track Rating: Good 4, Weather: Windy, Rail Position: True

Section	Overall	1600m	1400m	1200m	1000m	800m	600m	400m	200m				
Section Times	2:05.56 [7] (0:21.28)	1:44.28 [1] (0:11.01)	1:33.27 [1] (0:11.80)	1:21.47 [1] (0:12.35)	1:09.12 [1] (0:12.76)	0:56.36 [2] (0:13.33)	0:43.03 [5] (0:14.13)	0:28.90 [8] (0:14.41)	0:14.49 [8] (0:14.49)				
Average Speed [km/h]	49.2	65.1	61.3	58.6	56.6	54.4	51.3	50.0	49.7				
Top Speed [km/h]	65.9	67.1	64.6	59.8	57.8	56.1	53.6	50.3	50.0				
Avg. Dist. to Rail [m]	6.5	0.7	1.7	2.7	1.3	1.9	1.9	0.7	0.4				
Avg. Stride Freq. [Hz]	2.4	2.3	2.3	2.3	2.3	2.3	2.3	2.2	2.1				
Avg. Stride Length [m]	5.8	7.9	7.5	7.1	6.8	6.5	6.3	6.3	6.5				





Horse/Jockey Name	Decarbonise
Final Rank	8
Fastest Section Time (Section)	0:11.38 (1600m)
Top Speed [km/h] (Section)	64.0 (1600m)
Race State	Finished



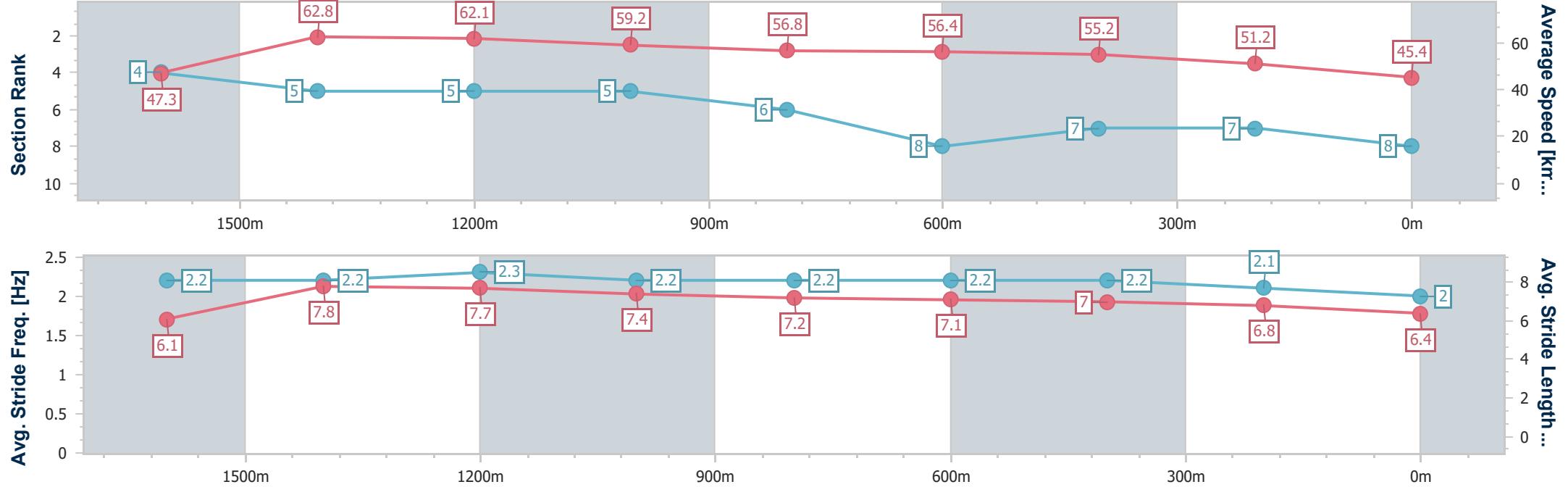
Toowoomba QLD Professional  
Race 4: SHEPPARD EARTHMOVING BENCHMARK 58 Handicap  
- 1890m



22 February 2025 - 19:03

Track Rating: Good 4, Weather: Windy, Rail Position: True

Section	Overall	1600m	1400m	1200m	1000m	800m	600m	400m	200m				
Section Times	2:06.00 [8] (0:21.99)	1:44.01 [4] (0:11.38)	1:32.63 [5] (0:11.66)	1:20.97 [5] (0:12.23)	1:08.74 [5] (0:12.76)	0:55.98 [6] (0:12.84)	0:43.14 [8] (0:13.22)	0:29.92 [7] (0:14.10)	0:15.82 [7] (0:15.82)				
Average Speed [km/h]	47.3	62.8	62.1	59.2	56.8	56.4	55.2	51.2	45.4				
Top Speed [km/h]	63.1	64.0	63.9	60.5	58.2	57.7	56.4	54.6	48.0				
Avg. Dist. to Rail [m]	5.1	0.6	1.0	2.6	2.5	2.3	2.1	0.9	1.9				
Avg. Stride Freq. [Hz]	2.2	2.2	2.3	2.2	2.2	2.2	2.2	2.1	2.0				
Avg. Stride Length [m]	6.1	7.8	7.7	7.4	7.2	7.1	7.0	6.8	6.4				





Toowoomba QLD Professional  
Race 5: CARPET ONE TOOWOOMBA QTIS Three-Year-Old Maiden  
Handicap - 1100m  
22 February 2025 - 19:41



Track Rating: Good 4, Weather: Windy, Rail Position: True

Section		Overall				1000m	800m	600m	400m	200m	Last 600m		
Field Times		1:07.12				0:59.08	0:48.03	0:36.62	0:24.36	0:12.15	0:36.62		
		(0:08.04)				(0:11.05)	(0:11.41)	(0:12.26)	(0:12.21)	(0:12.15)			
Rank	TAB	Horse/Jockey	Barrier	Top Speed [km/h]	Fastest Section						Margin	Distance Travelled [m]	
1	5	TOO MANY THOUGHTS	5	65.1	0:08.20	1:07.12 [1]	0:58.92 [4]	0:47.66 [4]	0:36.19 [4]	0:24.11 [4]	0:12.09 [2]	1:07.12	0:36.19
		Cobi Vitler		1000m	Overall	(0:08.20)	(0:11.26)	(0:11.47)	(0:12.08)	(0:12.02)	(0:12.09)		
2	9	CEEKAY'S CHOICE	16	68.8	0:08.20	1:07.15 [2]	0:58.95 [3]	0:47.89 [3]	0:36.65 [1]	0:24.39 [1]	0:12.18 [1]	0.2L	0:36.65 -3
		Justin Stanley		1000m	Overall	(0:08.20)	(0:11.06)	(0:11.24)	(0:12.26)	(0:12.21)	(0:12.18)		
3	7	LINWAR	2	63.9	0:08.24	1:07.51 [3]	0:59.27 [5]	0:47.79 [6]	0:36.23 [8]	0:24.25 [7]	0:12.04 [6]	2.2L	0:36.23 -8
		Jake Molloy		1000m	Overall	(0:08.24)	(0:11.48)	(0:11.56)	(0:11.98)	(0:12.21)	(0:12.04)		
4	4	SOUL BROTHER	8	67.2	0:08.91	1:07.75 [4]	0:58.84 [11]	0:47.91 [8]	0:36.62 [6]	0:24.69 [5]	0:12.51 [4]	3.5L	0:36.62 -8
		Kelsey Lenton		1000m	Overall	(0:08.91)	(0:10.93)	(0:11.29)	(0:11.93)	(0:12.18)	(0:12.51)		
5	14	UPSTART LOVER	9	66.6	0:08.04	1:07.84 [5]	0:59.80 [1]	0:48.75 [1]	0:37.24 [2]	0:25.05 [2]	0:12.74 [3]	4L	0:37.24 -3
		Luke Tarrant		1000m	Overall	(0:08.04)	(0:11.05)	(0:11.51)	(0:12.19)	(0:12.31)	(0:12.74)		
6	1	ANXO	15	68.0	0:08.16	1:08.05 [6]	0:59.89 [2]	0:48.80 [2]	0:37.18 [3]	0:25.04 [3]	0:12.60 [5]	5L	0:37.18 +0
		Hannah Richardson		1000m	Overall	(0:08.16)	(0:11.09)	(0:11.62)	(0:12.14)	(0:12.44)	(0:12.60)		
7	12	BLAME THE BUBBLES	7	65.5	0:08.39	1:08.14 [7]	0:59.75 [7]	0:48.52 [5]	0:36.94 [7]	0:24.84 [8]	0:12.38 [8]	5.5L	0:36.94 -2
		Erin Molloy		1000m	Overall	(0:08.39)	(0:11.23)	(0:11.58)	(0:12.10)	(0:12.46)	(0:12.38)		
8	15	ELEANOR NANCY	1	64.3	0:08.42	1:08.32 [8]	0:59.90 [8]	0:48.37 [10]	0:36.70 [11]	0:24.68 [9]	0:12.48 [9]	6.5L	0:36.70 -8
		Nozi Tomizawa		1000m	Overall	(0:08.42)	(0:11.53)	(0:11.67)	(0:12.02)	(0:12.20)	(0:12.48)		
9	10	GOOD GIRL POLLY	14	63.9	0:08.31	1:08.56 [9]	1:00.25 [6]	0:48.61 [10]	0:36.73 [12]	0:24.72 [12]	0:12.53 [10]	7.8L	0:36.73 -1
		Dan McGillivray		1000m	Overall	(0:08.31)	(0:11.64)	(0:11.88)	(0:12.01)	(0:12.19)	(0:12.53)		
10	6	DAY TO REMEMBER	3	65.8	0:08.54	1:08.73 [10]	1:00.19 [9]	0:48.94 [7]	0:37.63 [5]	0:25.64 [6]	0:13.16 [7]	8.8L	0:37.63 -15
		Georgina Cartwright		1000m	Overall	(0:08.54)	(0:11.25)	(0:11.31)	(0:11.99)	(0:12.48)	(0:13.16)		

Scratched: Platinum Gift (#2), Ready Go Billy (#8), Accelerate Rapidly (#11), Lady Severina (#13), Petite Piera (#16)



Toowoomba QLD Professional  
Race 5: CARPET ONE TOOWOOMBA QTIS Three-Year-Old Maiden  
Handicap - 1100m  
22 February 2025 - 19:41



Track Rating: Good 4, Weather: Windy, Rail Position: True

Section						Overall	1000m	800m	600m	400m	200m	Last 600m		
Field Times						1:07.12 (0:08.04)	0:59.08 (0:11.05)	0:48.03 (0:11.41)	0:36.62 (0:12.26)	0:24.36 (0:12.21)	0:12.15 (0:12.15)	0:36.62		
Rank	TAB	Horse/Jockey	Barrier	Top Speed [km/h]	Fastest Section								Margin	Distance Travelled [m]
11	3	REVALOT	4	68.8	0:09.21	1:09.33 [11]	1:00.12 [12]	0:49.20 [12]	0:37.71 [9]	0:25.61 [10]	0:12.95 [11]	12.1L	0:37.71	-7
		Kenji Yoshida		1000m	Overall	(0:09.21)	(0:10.92)	(0:11.49)	(0:12.10)	(0:12.66)	(0:12.95)			
12	17	SKYPORT LANE	12	66.2	0:08.55	1:09.95 [12]	1:01.40 [10]	0:50.09 [9]	0:38.33 [10]	0:26.14 [11]	0:13.28 [12]	15.6L	0:38.33	-1
		Wayne O'Connell		1000m	Overall	(0:08.55)	(0:11.31)	(0:11.76)	(0:12.19)	(0:12.86)	(0:13.28)			

Scratched: Platinum Gift (#2), Ready Go Billy (#8), Accelerate Rapidly (#11), Lady Severina (#13), Petite Piera (#16)



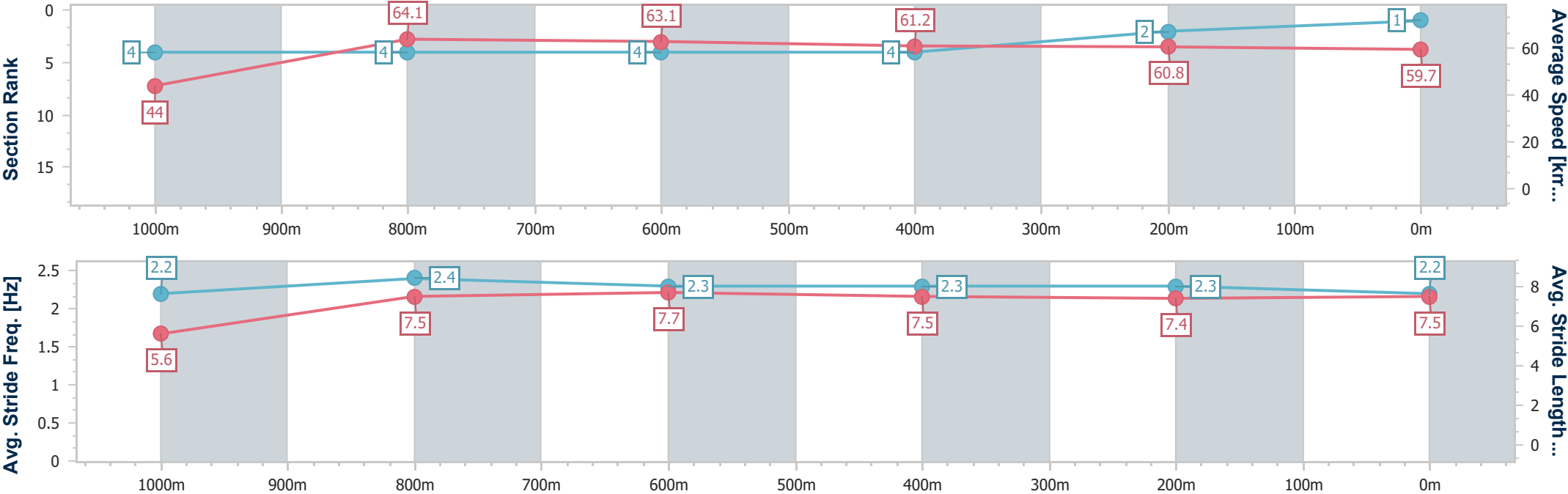
Horse/Jockey Name	Too Many Thoughts
Final Rank	1
Fastest Section Time (Section)	0:08.20 (Overall)
Top Speed [km/h] (Section)	65.1 (1000m)
Race State	Finished



Toowoomba QLD Professional  
Race 5: CARPET ONE TOOWOOMBA QTIS Three-Year-Old  
Maiden Handicap - 1100m  
22 February 2025 - 19:41  
Track Rating: Good 4, Weather: Windy, Rail Position: True



Section	Overall	1000m	800m	600m	400m	200m							
Section Times	1:07.12 [1] (0:08.20)	0:58.92 [4] (0:11.26)	0:47.66 [4] (0:11.47)	0:36.19 [4] (0:12.08)	0:24.11 [4] (0:12.02)	0:12.09 [2] (0:12.09)							
Average Speed [km/h]	44.0	64.1	63.1	61.2	60.8	59.7							
Top Speed [km/h]	62.9	65.1	64.4	62.6	61.8	60.8							
Avg. Dist. to Rail [m]	5.1	1.6	2.5	4.8	4.5	2.1							
Avg. Stride Freq. [Hz]	2.2	2.4	2.3	2.3	2.3	2.2							
Avg. Stride Length [m]	5.6	7.5	7.7	7.5	7.4	7.5							





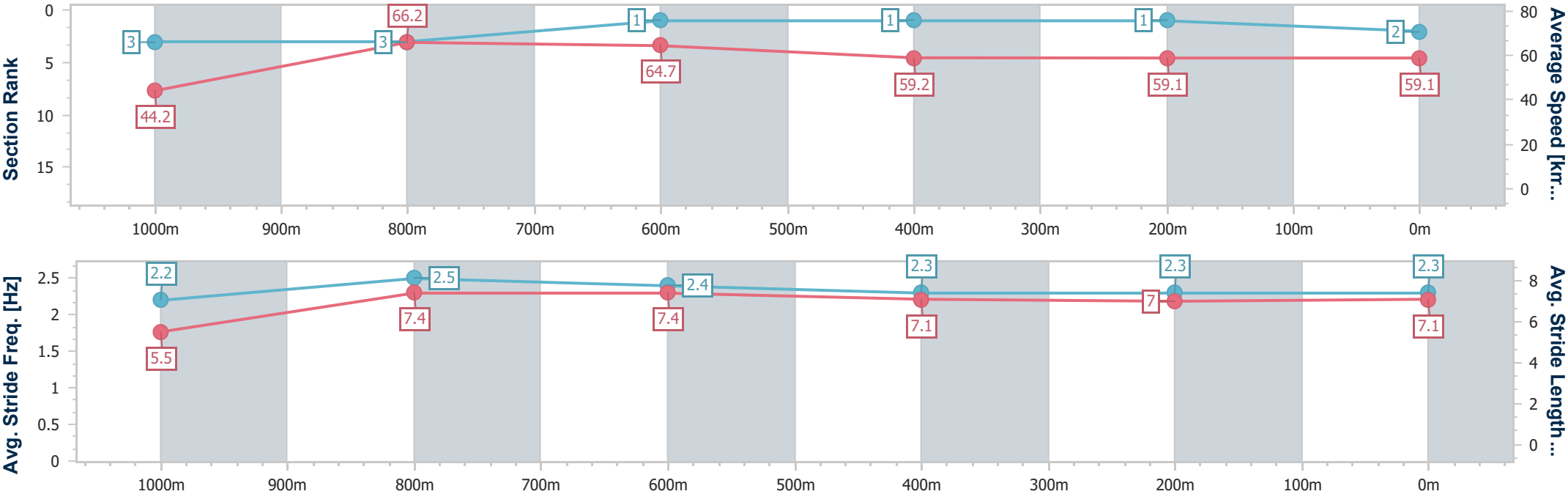
Horse/Jockey Name	Ceekay's Choice
Final Rank	2
Fastest Section Time (Section)	0:08.20 (Overall)
Top Speed [km/h] (Section)	68.8 (1000m)
Race State	Finished



Toowoomba QLD Professional  
Race 5: CARPET ONE TOOWOOMBA QTIS Three-Year-Old  
Maiden Handicap - 1100m  
22 February 2025 - 19:41  
Track Rating: Good 4, Weather: Windy, Rail Position: True



Section	Overall	1000m	800m	600m	400m	200m							
Section Times	1:07.15 [2] (0:08.20)	0:58.95 [3] (0:11.06)	0:47.89 [3] (0:11.24)	0:36.65 [1] (0:12.26)	0:24.39 [1] (0:12.21)	0:12.18 [1] (0:12.18)							
Average Speed [km/h]	44.2	66.2	64.7	59.2	59.1	59.1							
Top Speed [km/h]	65.0	68.8	66.3	63.2	59.7	59.7							
Avg. Dist. to Rail [m]	12.4	6.1	3.0	1.5	0.9	2.0							
Avg. Stride Freq. [Hz]	2.2	2.5	2.4	2.3	2.3	2.3							
Avg. Stride Length [m]	5.5	7.4	7.4	7.1	7.0	7.1							







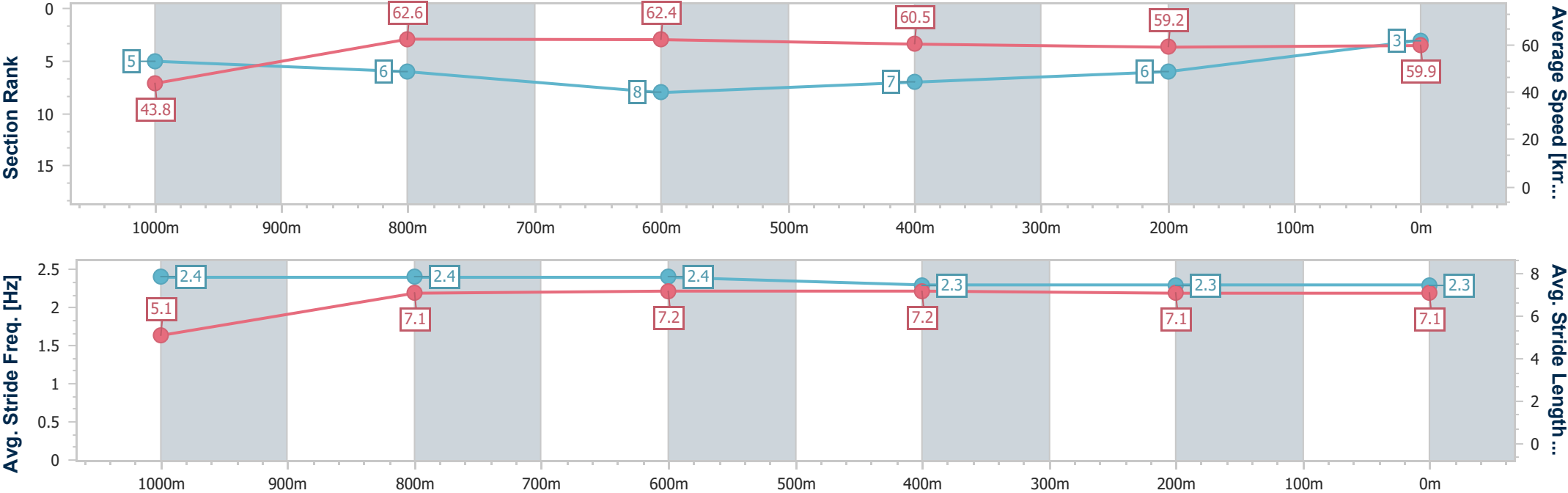
Horse/Jockey Name	Linwar
Final Rank	3
Fastest Section Time (Section)	0:08.24 (Overall)
Top Speed [km/h] (Section)	63.9 (1000m)
Race State	Finished



Toowoomba QLD Professional  
Race 5: CARPET ONE TOOWOOMBA QTIS Three-Year-Old  
Maiden Handicap - 1100m  
22 February 2025 - 19:41  
Track Rating: Good 4, Weather: Windy, Rail Position: True



Section	Overall	1000m	800m	600m	400m	200m							
Section Times	1:07.51 [3] (0:08.24)	0:59.27 [5] (0:11.48)	0:47.79 [6] (0:11.56)	0:36.23 [8] (0:11.98)	0:24.25 [7] (0:12.21)	0:12.04 [6] (0:12.04)							
Average Speed [km/h]	43.8	62.6	62.4	60.5	59.2	59.9							
Top Speed [km/h]	60.8	63.9	63.7	62.0	60.0	60.1							
Avg. Dist. to Rail [m]	1.9	0.4	1.1	1.8	2.1	5.3							
Avg. Stride Freq. [Hz]	2.4	2.4	2.4	2.3	2.3	2.3							
Avg. Stride Length [m]	5.1	7.1	7.2	7.2	7.1	7.1							





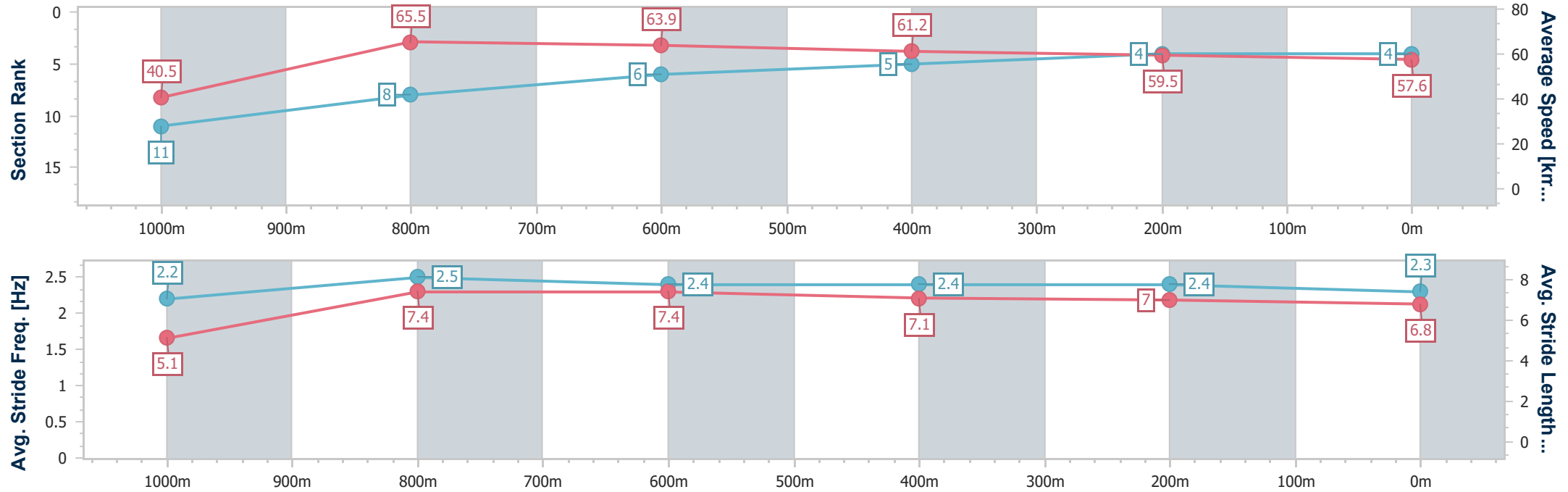
Horse/Jockey Name	Soul Brother
Final Rank	4
Fastest Section Time (Section)	0:08.91 (Overall)
Top Speed [km/h] (Section)	67.2 (1000m)
Race State	Finished



Toowoomba QLD Professional  
Race 5: CARPET ONE TOOWOOMBA QTIS Three-Year-Old  
Maiden Handicap - 1100m  
22 February 2025 - 19:41  
Track Rating: Good 4, Weather: Windy, Rail Position: True



Section	Overall	1000m	800m	600m	400m	200m							
Section Times	1:07.75 [4] (0:08.91)	0:58.84 [11] (0:10.93)	0:47.91 [8] (0:11.29)	0:36.62 [6] (0:11.93)	0:24.69 [5] (0:12.18)	0:12.51 [4] (0:12.51)							
Average Speed [km/h]	40.5	65.5	63.9	61.2	59.5	57.6							
Top Speed [km/h]	63.7	67.2	65.4	62.9	60.6	58.8							
Avg. Dist. to Rail [m]	3.3	0.6	1.3	2.7	1.2	0.6							
Avg. Stride Freq. [Hz]	2.2	2.5	2.4	2.4	2.4	2.3							
Avg. Stride Length [m]	5.1	7.4	7.4	7.1	7.0	6.8							





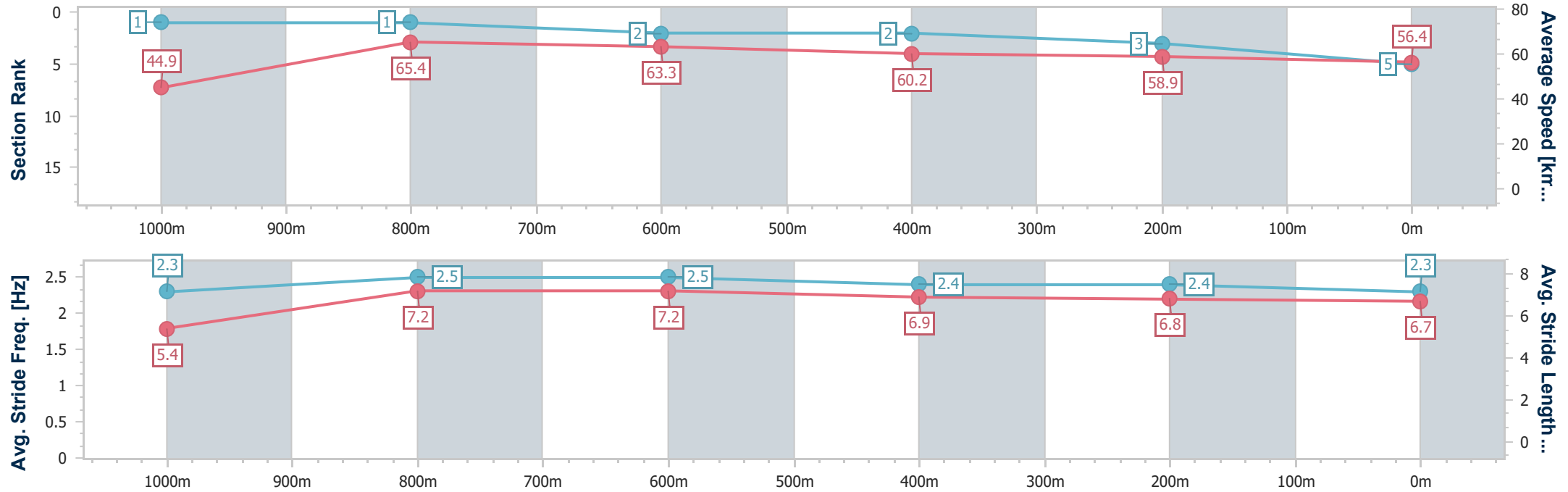
Horse/Jockey Name	Upstart Lover
Final Rank	5
Fastest Section Time (Section)	0:08.04 (Overall)
Top Speed [km/h] (Section)	66.6 (1000m)
Race State	Finished



Toowoomba QLD Professional  
Race 5: CARPET ONE TOOWOOMBA QTIS Three-Year-Old  
Maiden Handicap - 1100m  
22 February 2025 - 19:41  
Track Rating: Good 4, Weather: Windy, Rail Position: True



Section	Overall	1000m	800m	600m	400m	200m							
Section Times	1:07.84 [5] (0:08.04)	0:59.80 [1] (0:11.05)	0:48.75 [1] (0:11.51)	0:37.24 [2] (0:12.19)	0:25.05 [2] (0:12.31)	0:12.74 [3] (0:12.74)							
Average Speed [km/h]	44.9	65.4	63.3	60.2	58.9	56.4							
Top Speed [km/h]	63.1	66.6	65.0	63.6	60.0	59.1							
Avg. Dist. to Rail [m]	7.4	2.5	2.9	3.8	1.9	2.5							
Avg. Stride Freq. [Hz]	2.3	2.5	2.5	2.4	2.4	2.3							
Avg. Stride Length [m]	5.4	7.2	7.2	6.9	6.8	6.7							





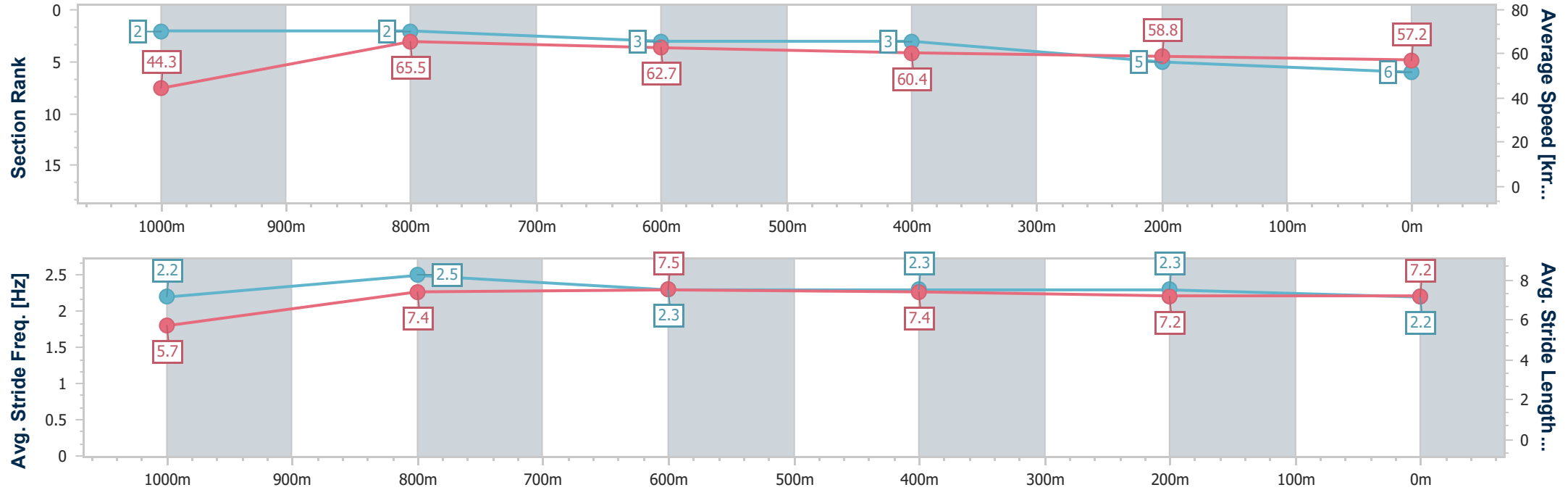
Horse/Jockey Name	Anxo
Final Rank	6
Fastest Section Time (Section)	0:08.16 (Overall)
Top Speed [km/h] (Section)	68.0 (1000m)
Race State	Finished



Toowoomba QLD Professional  
Race 5: CARPET ONE TOOWOOMBA QTIS Three-Year-Old  
Maiden Handicap - 1100m  
22 February 2025 - 19:41  
Track Rating: Good 4, Weather: Windy, Rail Position: True



Section	Overall	1000m	800m	600m	400m	200m							
Section Times	1:08.05 [6] (0:08.16)	0:59.89 [2] (0:11.09)	0:48.80 [2] (0:11.62)	0:37.18 [3] (0:12.14)	0:25.04 [3] (0:12.44)	0:12.60 [5] (0:12.60)							
Average Speed [km/h]	44.3	65.5	62.7	60.4	58.8	57.2							
Top Speed [km/h]	64.0	68.0	64.4	63.8	59.7	58.2							
Avg. Dist. to Rail [m]	10.3	4.0	3.2	3.6	4.1	3.9							
Avg. Stride Freq. [Hz]	2.2	2.5	2.3	2.3	2.3	2.2							
Avg. Stride Length [m]	5.7	7.4	7.5	7.4	7.2	7.2							





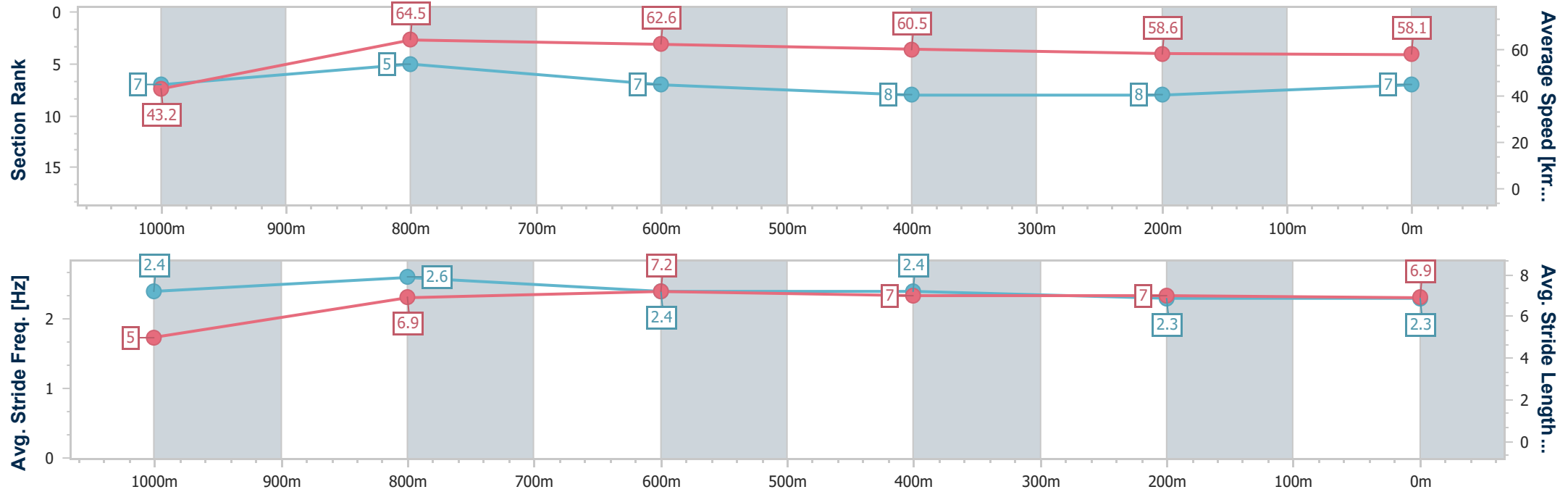
Horse/Jockey Name	Blame The Bubbles
Final Rank	7
Fastest Section Time (Section)	0:08.39 (Overall)
Top Speed [km/h] (Section)	65.5 (1000m)
Race State	Finished



Toowoomba QLD Professional  
Race 5: CARPET ONE TOOWOOMBA QTIS Three-Year-Old  
Maiden Handicap - 1100m  
22 February 2025 - 19:41  
Track Rating: Good 4, Weather: Windy, Rail Position: True



Section	Overall	1000m	800m	600m	400m	200m							
Section Times	1:08.14 [7] (0:08.39)	0:59.75 [7] (0:11.23)	0:48.52 [5] (0:11.58)	0:36.94 [7] (0:12.10)	0:24.84 [8] (0:12.46)	0:12.38 [8] (0:12.38)							
Average Speed [km/h]	43.2	64.5	62.6	60.5	58.6	58.1							
Top Speed [km/h]	63.1	65.5	64.1	63.0	60.0	59.0							
Avg. Dist. to Rail [m]	5.4	2.5	2.6	3.1	3.3	3.9							
Avg. Stride Freq. [Hz]	2.4	2.6	2.4	2.4	2.3	2.3							
Avg. Stride Length [m]	5.0	6.9	7.2	7.0	7.0	6.9							





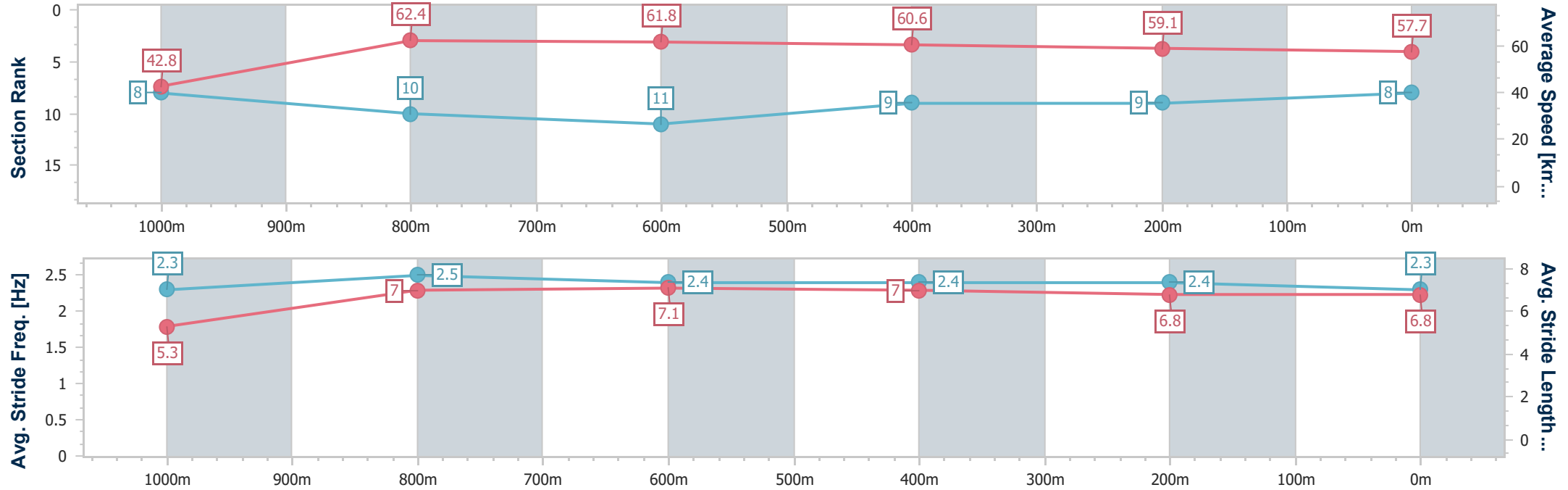
Horse/Jockey Name	Eleanor Nancy
Final Rank	8
Fastest Section Time (Section)	0:08.42 (Overall)
Top Speed [km/h] (Section)	64.3 (1000m)
Race State	Finished



Toowoomba QLD Professional  
Race 5: CARPET ONE TOOWOOMBA QTIS Three-Year-Old  
Maiden Handicap - 1100m  
22 February 2025 - 19:41  
Track Rating: Good 4, Weather: Windy, Rail Position: True



Section	Overall	1000m	800m	600m	400m	200m							
Section Times	1:08.32 [8] (0:08.42)	0:59.90 [8] (0:11.53)	0:48.37 [10] (0:11.67)	0:36.70 [11] (0:12.02)	0:24.68 [9] (0:12.20)	0:12.48 [9] (0:12.48)							
Average Speed [km/h]	42.8	62.4	61.8	60.6	59.1	57.7							
Top Speed [km/h]	60.7	64.3	64.0	63.0	59.9	59.2							
Avg. Dist. to Rail [m]	0.8	0.3	1.3	2.5	0.4	2.1							
Avg. Stride Freq. [Hz]	2.3	2.5	2.4	2.4	2.4	2.3							
Avg. Stride Length [m]	5.3	7.0	7.1	7.0	6.8	6.8							





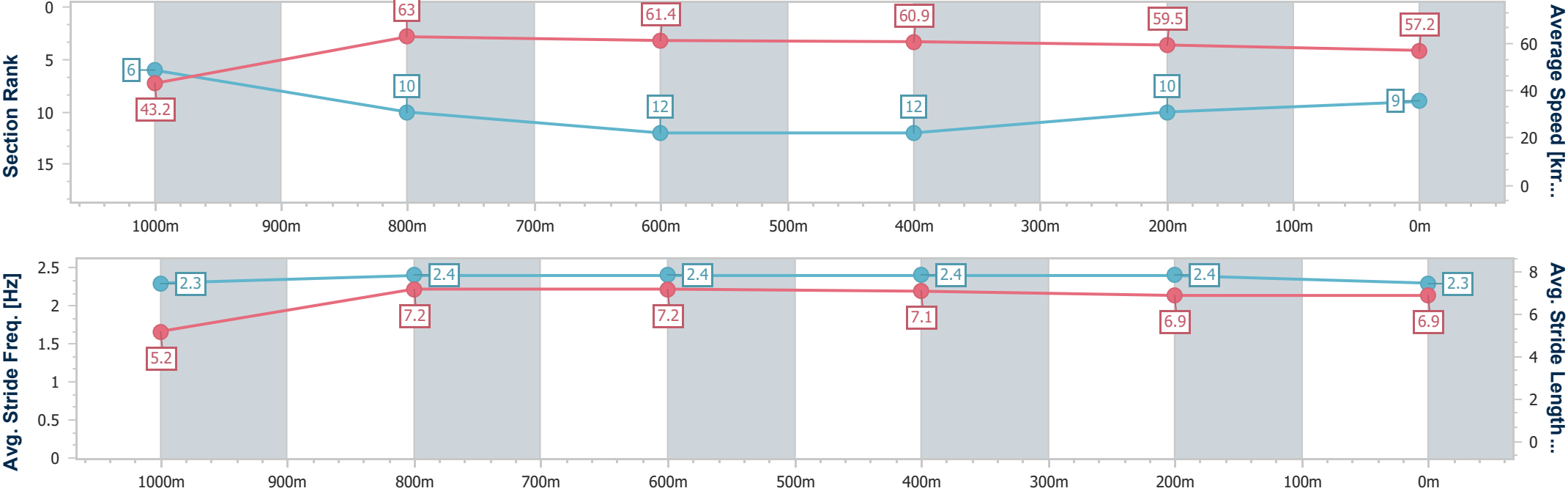
Horse/Jockey Name	Good Girl Polly
Final Rank	9
Fastest Section Time (Section)	0:08.31 (Overall)
Top Speed [km/h] (Section)	63.9 (1000m)
Race State	Finished



Toowoomba QLD Professional  
Race 5: CARPET ONE TOOWOOMBA QTIS Three-Year-Old  
Maiden Handicap - 1100m  
22 February 2025 - 19:41  
Track Rating: Good 4, Weather: Windy, Rail Position: True



Section	Overall	1000m	800m	600m	400m	200m								
Section Times	1:08.56 [9] (0:08.31)	1:00.25 [6] (0:11.64)	0:48.61 [10] (0:11.88)	0:36.73 [12] (0:12.01)	0:24.72 [12] (0:12.19)	0:12.53 [10] (0:12.53)								
Average Speed [km/h]	43.2	63.0	61.4	60.9	59.5	57.2								
Top Speed [km/h]	60.8	63.9	63.1	63.1	61.2	59.3								
Avg. Dist. to Rail [m]	8.7	5.2	4.5	3.3	2.7	5.3								
Avg. Stride Freq. [Hz]	2.3	2.4	2.4	2.4	2.4	2.3								
Avg. Stride Length [m]	5.2	7.2	7.2	7.1	6.9	6.9								





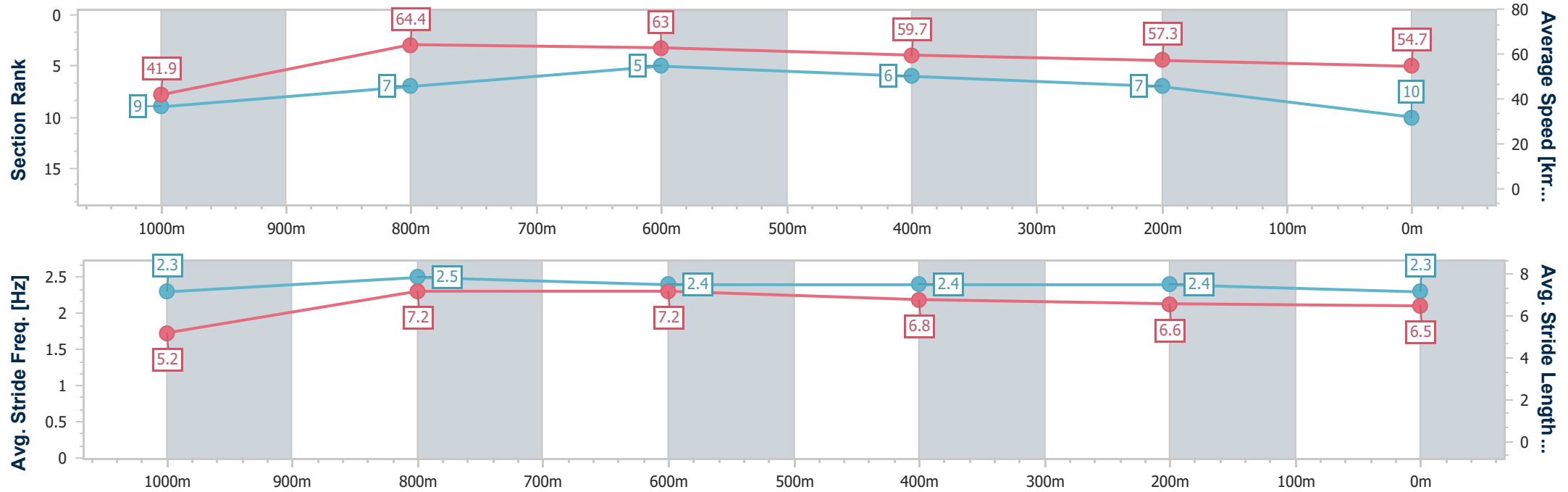
Horse/Jockey Name	Day To Remember
Final Rank	10
Fastest Section Time (Section)	0:08.54 (Overall)
Top Speed [km/h] (Section)	65.8 (1000m)
Race State	Finished



Toowoomba QLD Professional  
Race 5: CARPET ONE TOOWOOMBA QTIS Three-Year-Old  
Maiden Handicap - 1100m  
22 February 2025 - 19:41  
Track Rating: Good 4, Weather: Windy, Rail Position: True



Section	Overall	1000m	800m	600m	400m	200m							
Section Times	1:08.73 [10] (0:08.54)	1:00.19 [9] (0:11.25)	0:48.94 [7] (0:11.31)	0:37.63 [5] (0:11.99)	0:25.64 [6] (0:12.48)	0:13.16 [7] (0:13.16)							
Average Speed [km/h]	41.9	64.4	63.0	59.7	57.3	54.7							
Top Speed [km/h]	61.8	65.8	64.4	61.5	59.1	56.7							
Avg. Dist. to Rail [m]	8.3	2.9	2.2	1.4	1.0	0.7							
Avg. Stride Freq. [Hz]	2.3	2.5	2.4	2.4	2.4	2.3							
Avg. Stride Length [m]	5.2	7.2	7.2	6.8	6.6	6.5							







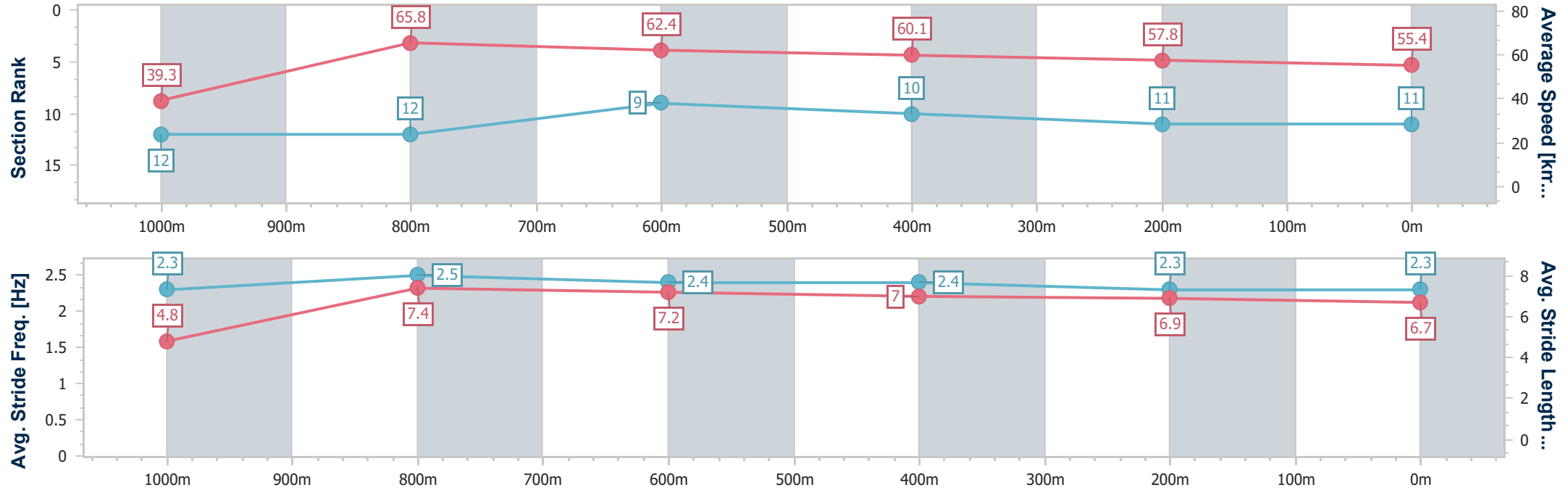
Horse/Jockey Name	Revalot
Final Rank	11
Fastest Section Time (Section)	0:09.21 (Overall)
Top Speed [km/h] (Section)	68.8 (1000m)
Race State	Finished



Toowoomba QLD Professional  
Race 5: CARPET ONE TOOWOOMBA QTIS Three-Year-Old  
Maiden Handicap - 1100m  
22 February 2025 - 19:41  
Track Rating: Good 4, Weather: Windy, Rail Position: True



Section	Overall	1000m	800m	600m	400m	200m							
Section Times	1:09.33 [11] (0:09.21)	1:00.12 [12] (0:10.92)	0:49.20 [12] (0:11.49)	0:37.71 [9] (0:12.10)	0:25.61 [10] (0:12.66)	0:12.95 [11] (0:12.95)							
Average Speed [km/h]	39.3	65.8	62.4	60.1	57.8	55.4							
Top Speed [km/h]	63.8	68.8	63.8	62.7	59.5	56.7							
Avg. Dist. to Rail [m]	4.0	0.6	0.9	2.4	4.2	5.5							
Avg. Stride Freq. [Hz]	2.3	2.5	2.4	2.4	2.3	2.3							
Avg. Stride Length [m]	4.8	7.4	7.2	7.0	6.9	6.7							





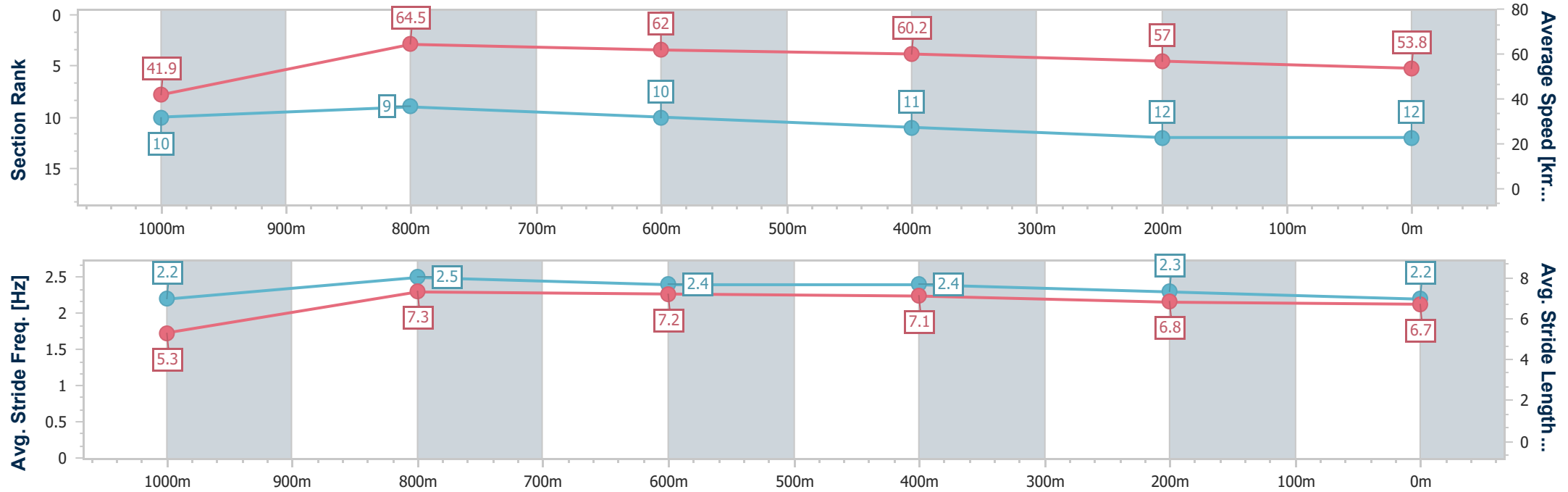
Horse/Jockey Name	Skyport Lane
Final Rank	12
Fastest Section Time (Section)	0:08.55 (Overall)
Top Speed [km/h] (Section)	66.2 (1000m)
Race State	Finished



Toowoomba QLD Professional  
Race 5: CARPET ONE TOOWOOMBA QTIS Three-Year-Old  
Maiden Handicap - 1100m  
22 February 2025 - 19:41  
Track Rating: Good 4, Weather: Windy, Rail Position: True



Section	Overall	1000m	800m	600m	400m	200m							
Section Times	1:09.95 [12] (0:08.55)	1:01.40 [10] (0:11.31)	0:50.09 [9] (0:11.76)	0:38.33 [10] (0:12.19)	0:26.14 [11] (0:12.86)	0:13.28 [12] (0:13.28)							
Average Speed [km/h]	41.9	64.5	62.0	60.2	57.0	53.8							
Top Speed [km/h]	65.3	66.2	63.2	63.1	58.9	56.8							
Avg. Dist. to Rail [m]	8.5	4.1	3.8	4.2	3.3	0.4							
Avg. Stride Freq. [Hz]	2.2	2.5	2.4	2.4	2.3	2.2							
Avg. Stride Length [m]	5.3	7.3	7.2	7.1	6.8	6.7							





Toowoomba QLD Professional  
Race 6: 1EQUINE - FOR THE EQUINE ATHLETE BENCHMARK 70  
Handicap - 1000m  
22 February 2025 - 20:13



Track Rating: Good 4, Weather: Windy, Rail Position: True

Section						Overall	800m	600m	400m	200m				
Field Times						1:00.00 (0:13.63)	0:46.37 (0:11.19)	0:35.18 (0:11.50)	0:23.68 (0:11.48)	0:12.20 (0:12.20)	Last 600m 0:35.18			
Rank	TAB	Horse/Jockey	Barrier	Top Speed [km/h]	Fastest Section							Margin	Distance Travelled [m]	
1	5	SHOWS A SIGN	7	66.1	0:11.19	1:00.00 [1]	0:46.37 [1]	0:35.18 [1]	0:23.68 [1]	0:12.20 [1]	1:00.00	0:35.18		
		Nozi Tomizawa		Overall	800m	(0:13.63)	(0:11.19)	(0:11.50)	(0:11.48)	(0:12.20)				
2	1	HODGSON	6	66.8	0:11.12	1:00.16 [2]	0:46.31 [2]	0:35.19 [2]	0:23.74 [2]	0:12.12 [2]	0.8L	0:35.19 +7		
		Justin Stanley		800m	800m	(0:13.85)	(0:11.12)	(0:11.45)	(0:11.62)	(0:12.12)				
3	3	SMILING ZAC	4	66.5	0:11.12	1:00.25 [3]	0:46.16 [4]	0:35.04 [4]	0:23.57 [4]	0:11.94 [4]	1.3L	0:35.04 +9		
		Liv O'Donnell		800m	800m	(0:14.09)	(0:11.12)	(0:11.47)	(0:11.63)	(0:11.94)				
4	6	CELESTIAL HARBOUR	1	65.3	0:11.04	1:00.44 [4]	0:46.50 [3]	0:35.46 [3]	0:23.81 [3]	0:12.14 [3]	2.3L	0:35.46 +0		
		Dan McGillivray		800m	800m	(0:13.94)	(0:11.04)	(0:11.65)	(0:11.67)	(0:12.14)				
5	7	DISCERNING	2	66.7	0:11.09	1:00.97 [5]	0:45.50 [6]	0:34.26 [6]	0:23.17 [6]	0:11.89 [6]	5.3L	0:34.26 +2		
		Cobi Vitler		800m	600m	(0:15.47)	(0:11.24)	(0:11.09)	(0:11.28)	(0:11.89)				
6	8	BIRAGUE	8	66.4	0:11.11	1:01.26 [6]	0:46.92 [5]	0:35.81 [5]	0:24.19 [5]	0:12.43 [5]	6.8L	0:35.81 +5		
		Luke Tarrant		800m	800m	(0:14.34)	(0:11.11)	(0:11.62)	(0:11.76)	(0:12.43)				

Scratched: Medals (#4), Granite Prince (#2)



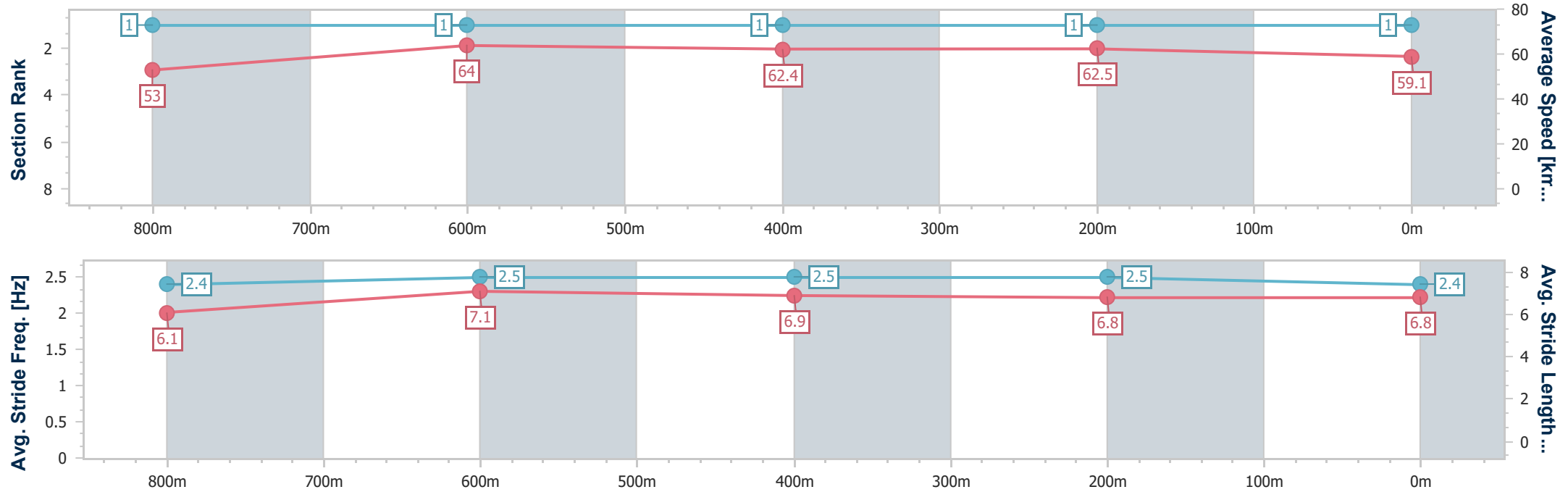
Horse/Jockey Name	Shows A Sign
Final Rank	1
Fastest Section Time (Section)	0:11.19 (800m)
Top Speed [km/h] (Section)	66.1 (Overall)
Race State	Finished



Toowoomba QLD Professional  
Race 6: 1EQUINE - FOR THE EQUINE ATHLETE BENCHMARK  
70 Handicap - 1000m  
22 February 2025 - 20:13  
Track Rating: Good 4, Weather: Windy, Rail Position: True



Section	Overall	800m	600m	400m	200m														
Section Times	1:00.00 [1] (0:13.63)	0:46.37 [1] (0:11.19)	0:35.18 [1] (0:11.50)	0:23.68 [1] (0:11.48)	0:12.20 [1] (0:12.20)														
Average Speed [km/h]	53.0	64.0	62.4	62.5	59.1														
Top Speed [km/h]	66.1	65.7	64.1	63.9	60.9														
Avg. Dist. to Rail [m]	3.3	1.4	0.7	0.3	1.3														
Avg. Stride Freq. [Hz]	2.4	2.5	2.5	2.5	2.4														
Avg. Stride Length [m]	6.1	7.1	6.9	6.8	6.8														





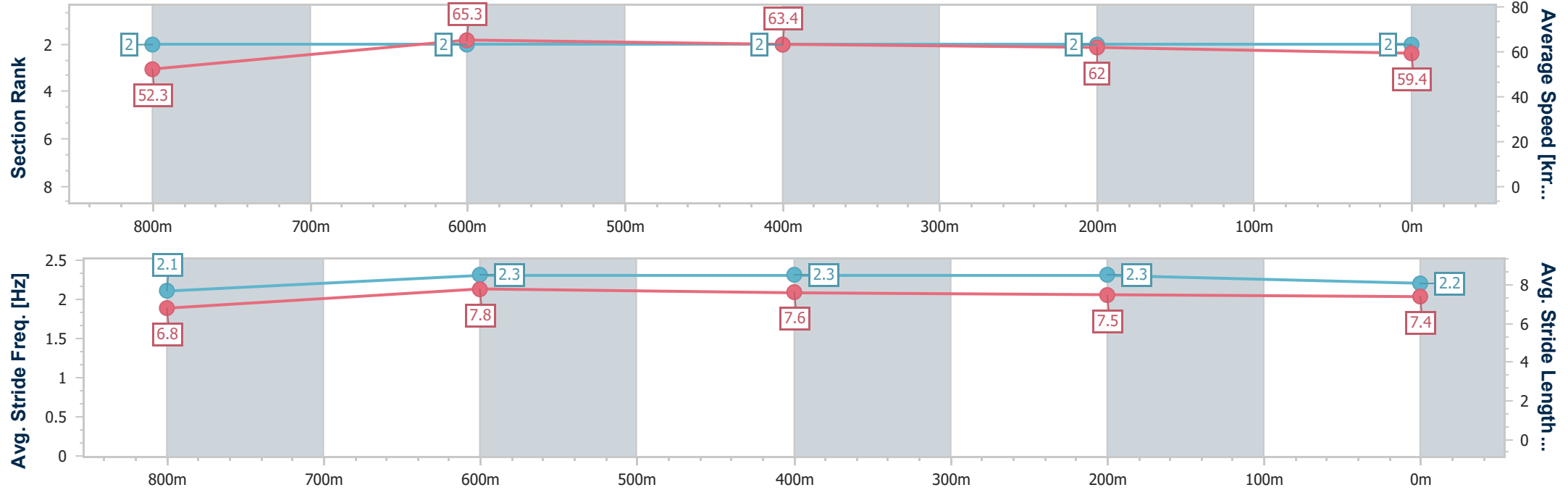
Horse/Jockey Name	Hodgson
Final Rank	2
Fastest Section Time (Section)	0:11.12 (800m)
Top Speed [km/h] (Section)	66.8 (800m)
Race State	Finished



Toowoomba QLD Professional  
Race 6: 1EQUINE - FOR THE EQUINE ATHLETE BENCHMARK  
70 Handicap - 1000m  
22 February 2025 - 20:13  
Track Rating: Good 4, Weather: Windy, Rail Position: True



Section	Overall	800m	600m	400m	200m														
Section Times	1:00.16 [2] (0:13.85)	0:46.31 [2] (0:11.12)	0:35.19 [2] (0:11.45)	0:23.74 [2] (0:11.62)	0:12.12 [2] (0:12.12)														
Average Speed [km/h]	52.3	65.3	63.4	62.0	59.4														
Top Speed [km/h]	66.8	66.8	64.0	63.6	61.2														
Avg. Dist. to Rail [m]	4.5	2.2	1.1	1.1	1.4														
Avg. Stride Freq. [Hz]	2.1	2.3	2.3	2.3	2.2														
Avg. Stride Length [m]	6.8	7.8	7.6	7.5	7.4														





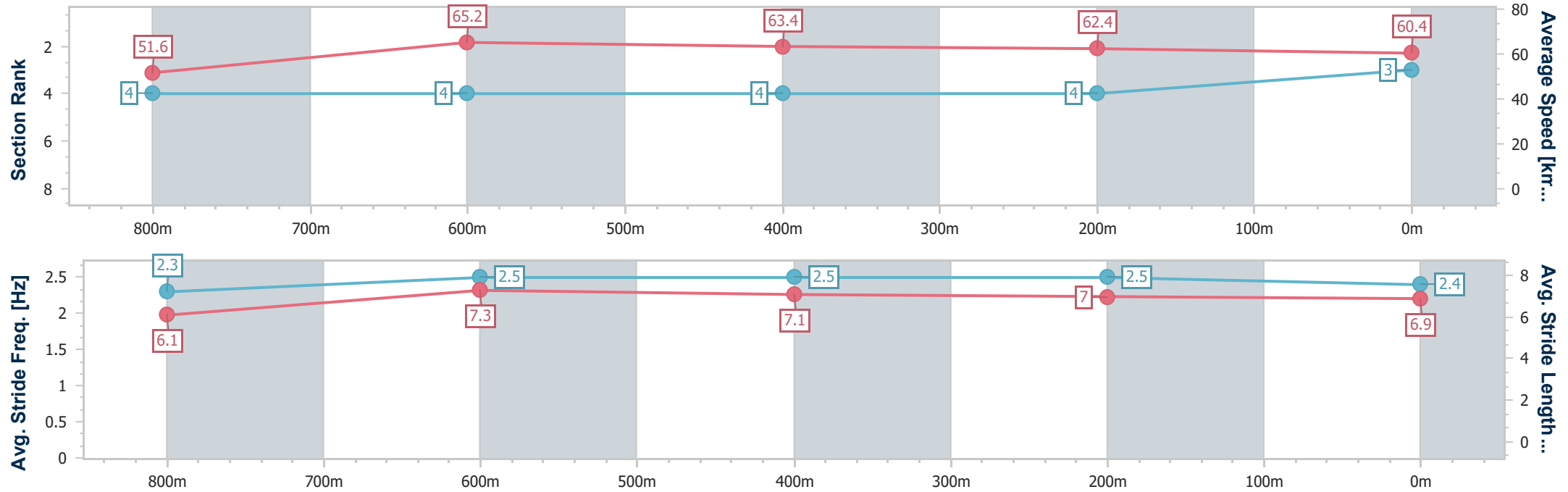
Horse/Jockey Name	Smiling Zac
Final Rank	3
Fastest Section Time (Section)	0:11.12 (800m)
Top Speed [km/h] (Section)	66.5 (800m)
Race State	Finished



Toowoomba QLD Professional  
Race 6: 1EQUINE - FOR THE EQUINE ATHLETE BENCHMARK  
70 Handicap - 1000m  
22 February 2025 - 20:13  
Track Rating: Good 4, Weather: Windy, Rail Position: True



Section	Overall	800m	600m	400m	200m										
Section Times	1:00.25 [3] (0:14.09)	0:46.16 [4] (0:11.12)	0:35.04 [4] (0:11.47)	0:23.57 [4] (0:11.63)	0:11.94 [4] (0:11.94)										
Average Speed [km/h]	51.6	65.2	63.4	62.4	60.4										
Top Speed [km/h]	65.7	66.5	64.8	63.8	61.5										
Avg. Dist. to Rail [m]	4.9	2.1	1.4	3.2	4.4										
Avg. Stride Freq. [Hz]	2.3	2.5	2.5	2.5	2.4										
Avg. Stride Length [m]	6.1	7.3	7.1	7.0	6.9										





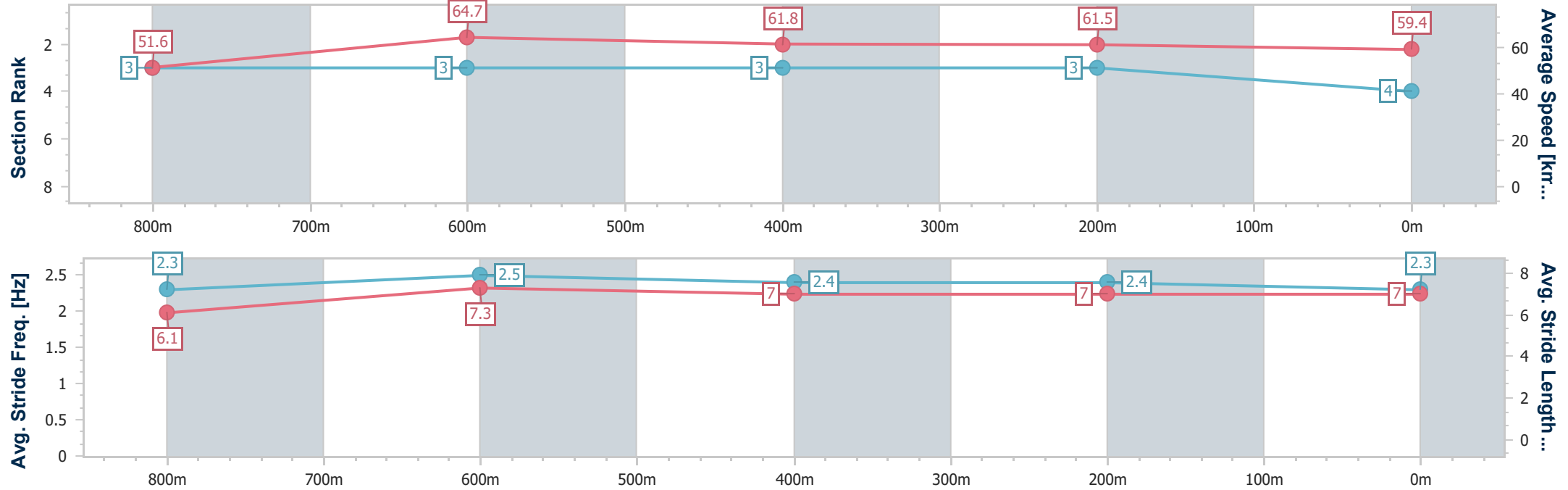
Horse/Jockey Name	Celestial Harbour
Final Rank	4
Fastest Section Time (Section)	0:11.04 (800m)
Top Speed [km/h] (Section)	65.3 (800m)
Race State	Finished



Toowoomba QLD Professional  
Race 6: 1EQUINE - FOR THE EQUINE ATHLETE BENCHMARK  
70 Handicap - 1000m  
22 February 2025 - 20:13  
Track Rating: Good 4, Weather: Windy, Rail Position: True



Section	Overall	800m	600m	400m	200m									
Section Times	1:00.44 [4] (0:13.94)	0:46.50 [3] (0:11.04)	0:35.46 [3] (0:11.65)	0:23.81 [3] (0:11.67)	0:12.14 [3] (0:12.14)									
Average Speed [km/h]	51.6	64.7	61.8	61.5	59.4									
Top Speed [km/h]	65.1	65.3	64.3	62.8	60.2									
Avg. Dist. to Rail [m]	1.6	1.6	0.3	0.7	0.7									
Avg. Stride Freq. [Hz]	2.3	2.5	2.4	2.4	2.3									
Avg. Stride Length [m]	6.1	7.3	7.0	7.0	7.0									





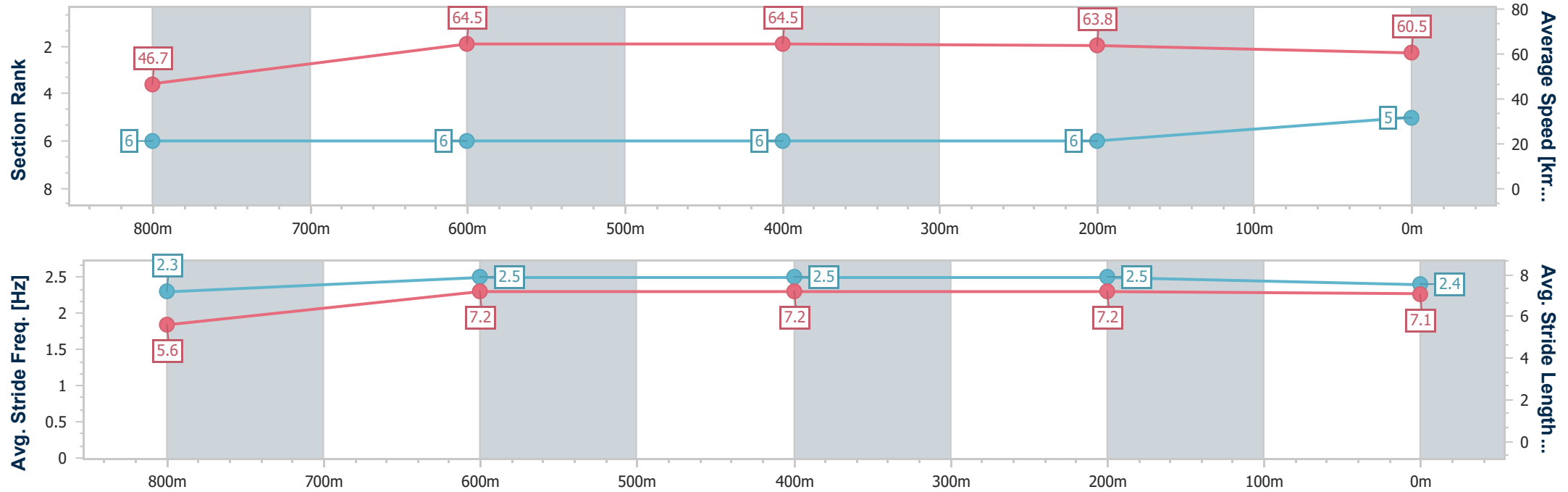
Horse/Jockey Name	Discerning
Final Rank	5
Fastest Section Time (Section)	0:11.09 (600m)
Top Speed [km/h] (Section)	66.7 (800m)
Race State	Finished



Toowoomba QLD Professional  
Race 6: 1EQUINE - FOR THE EQUINE ATHLETE BENCHMARK  
70 Handicap - 1000m  
22 February 2025 - 20:13  
Track Rating: Good 4, Weather: Windy, Rail Position: True



Section	Overall	800m	600m	400m	200m														
Section Times	1:00.97 [5] (0:15.47)	0:45.50 [6] (0:11.24)	0:34.26 [6] (0:11.09)	0:23.17 [6] (0:11.28)	0:11.89 [6] (0:11.89)														
Average Speed [km/h]	46.7	64.5	64.5	63.8	60.5														
Top Speed [km/h]	62.2	66.7	66.7	64.3	62.5														
Avg. Dist. to Rail [m]	3.3	1.2	1.2	0.9	3.3														
Avg. Stride Freq. [Hz]	2.3	2.5	2.5	2.5	2.4														
Avg. Stride Length [m]	5.6	7.2	7.2	7.2	7.1														







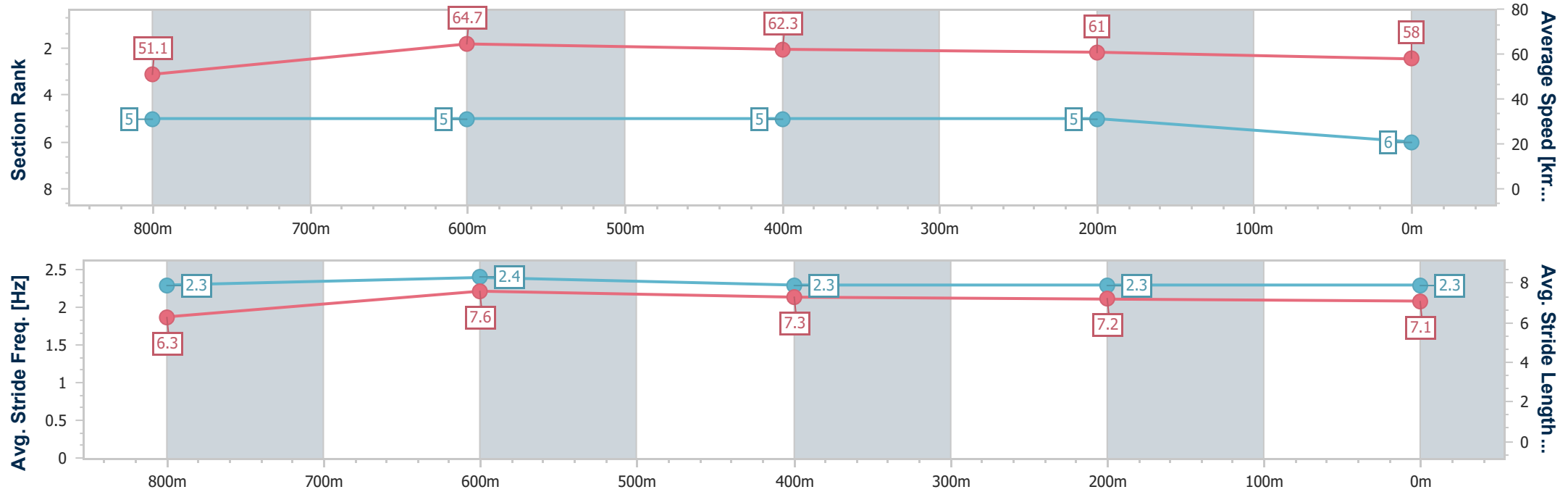
Horse/Jockey Name	Birague
Final Rank	6
Fastest Section Time (Section)	0:11.11 (800m)
Top Speed [km/h] (Section)	66.4 (800m)
Race State	Finished



Toowoomba QLD Professional  
Race 6: 1EQUINE - FOR THE EQUINE ATHLETE BENCHMARK  
70 Handicap - 1000m  
22 February 2025 - 20:13  
Track Rating: Good 4, Weather: Windy, Rail Position: True



Section	Overall	800m	600m	400m	200m														
Section Times	1:01.26 [6] (0:14.34)	0:46.92 [5] (0:11.11)	0:35.81 [5] (0:11.62)	0:24.19 [5] (0:11.76)	0:12.43 [5] (0:12.43)														
Average Speed [km/h]	51.1	64.7	62.3	61.0	58.0														
Top Speed [km/h]	65.0	66.4	63.5	62.4	59.5														
Avg. Dist. to Rail [m]	8.0	0.7	0.3	0.7	1.0														
Avg. Stride Freq. [Hz]	2.3	2.4	2.3	2.3	2.3														
Avg. Stride Length [m]	6.3	7.6	7.3	7.2	7.1														





Toowoomba QLD Professional  
Race 7: HAPPY BIRTHDAY LISA Maiden Handicap - 1890m  
22 February 2025 - 20:44



Track Rating: Good 4, Weather: Windy, Rail Position: True

Section						Overall	1600m	1400m	1200m	1000m	800m	600m	Last 600m		
Field Times						2:01.84 (0:21.33)	1:40.51 (0:11.24)	1:29.27 (0:11.94)	1:17.33 (0:12.58)	1:04.75 (0:12.85)	0:51.90 (0:12.74)	0:39.16 (0:12.91)	0:39.16		
Rank	TAB	Horse/Jockey	Barrier	Top Speed [km/h]	Fastest Section									Distance Travelled [m]	
1	1	JUSTICE SERVED	11	65.0	0:11.34	2:01.84 [1]	1:39.77 [8]	1:28.43 [8]	1:16.63 [6]	1:04.51 [3]	0:51.59 [3]	0:38.76 [4]	0:38.76		
		Justin Stanley		1600m	1600m	(0:22.07)	(0:11.34)	(0:11.80)	(0:12.12)	(0:12.92)	(0:12.83)	(0:12.75)			
2	3	BONZABELTER	8	64.6	0:11.35	2:02.06 [2]	1:40.25 [5]	1:28.90 [5]	1:16.96 [4]	1:04.59 [5]	0:51.72 [5]	0:38.96 [5]	0:38.96		
		Nozi Tomizawa		1600m	1600m	(0:21.81)	(0:11.35)	(0:11.94)	(0:12.37)	(0:12.87)	(0:12.76)	(0:13.05)			
3	10	POW NOW	4	65.1	0:11.42	2:02.94 [3]	1:40.96 [7]	1:29.54 [7]	1:17.60 [8]	1:05.35 [7]	0:52.54 [6]	0:40.09 [3]	0:40.09		
		Luke Tarrant		1600m	1600m	(0:21.98)	(0:11.42)	(0:11.94)	(0:12.25)	(0:12.81)	(0:12.45)	(0:12.74)			
4	6	FREYA'S MAGIC	2	65.5	0:11.28	2:03.28 [4]	1:41.35 [6]	1:30.07 [6]	1:18.04 [7]	1:05.54 [8]	0:52.54 [8]	0:39.94 [8]	0:39.94		
		Gabrielle Semmens		1600m	1600m	(0:21.93)	(0:11.28)	(0:12.03)	(0:12.50)	(0:13.00)	(0:12.60)	(0:12.85)			
5	7	BETTER BELIEVE IT	1	65.1	0:11.35	2:03.81 [5]	1:42.40 [2]	1:31.05 [2]	1:19.14 [2]	1:06.65 [2]	0:53.83 [2]	0:41.02 [2]	0:41.02		
		Hannah Richardson		1400m	1600m	(0:21.41)	(0:11.35)	(0:11.91)	(0:12.49)	(0:12.82)	(0:12.81)	(0:13.16)			
6	4	NEO VICI	6	64.2	0:11.34	2:04.59 [6]	1:42.90 [4]	1:31.56 [4]	1:19.46 [5]	1:07.03 [6]	0:53.99 [7]	0:41.26 [7]	0:41.26		
		Georgina Cartwright		Overall	1600m	(0:21.69)	(0:11.34)	(0:12.10)	(0:12.43)	(0:13.04)	(0:12.73)	(0:13.24)			
7	8	GARTAN	7	64.1	0:11.55	2:04.92 [7]	1:42.71 [10]	1:31.16 [10]	1:19.27 [10]	1:06.84 [10]	0:53.95 [10]	0:41.12 [10]	0:41.12		
		Erin Molloy		1400m	1600m	(0:22.21)	(0:11.55)	(0:11.89)	(0:12.43)	(0:12.89)	(0:12.83)	(0:13.26)			
8	2	BOLERO	10	65.7	0:11.30	2:05.18 [8]	1:43.04 [9]	1:31.74 [9]	1:19.74 [9]	1:07.34 [9]	0:54.24 [9]	0:41.47 [9]	0:41.47		
		Girish Goomany		1600m	1600m	(0:22.14)	(0:11.30)	(0:12.00)	(0:12.40)	(0:13.10)	(0:12.77)	(0:13.75)			
9	5	THUNDER SHANGHAI	9	66.6	0:11.24	2:07.40 [9]	1:46.07 [1]	1:34.83 [1]	1:22.89 [1]	1:10.31 [1]	0:57.46 [1]	0:44.72 [1]	0:44.72		
		Scott Sheargold		Overall	1600m	(0:21.33)	(0:11.24)	(0:11.94)	(0:12.58)	(0:12.85)	(0:12.74)	(0:13.56)			
10	11	RUMBLING BOY	3	65.0	0:11.34	2:07.95 [10]	1:46.37 [3]	1:35.03 [3]	1:23.09 [3]	1:10.59 [4]	0:57.62 [4]	0:44.67 [6]	0:44.67		
		Wayne O'Connell		1600m	1600m	(0:21.58)	(0:11.34)	(0:11.94)	(0:12.50)	(0:12.97)	(0:12.95)	(0:13.88)			

Scratched: Kulkynne (#9)

Report Created: Sat 22 February 2025 21:05 GMT+ (Note: Timing is based on position data)

Page 1/12

[ ] Ranking at each section and finish  
-:-:- No data available at this section  
NA No data available

SCN Saddle cloth number  
DNF Did not finish  
DNT Did not track

data processed by  TRIPLESDATA



Toowoomba QLD Professional  
Race 7: HAPPY BIRTHDAY LISA Maiden Handicap - 1890m  
22 February 2025 - 20:44



Track Rating: Good 4, Weather: Windy, Rail Position: True

Section						400m	200m			Last 600m
Field Times						0:26.25 (0:13.30)	0:12.95 (0:12.95)			0:39.16
Rank	TAB	Horse/Jockey	Barrier	Top Speed [km/h]	Fastest Section			Margin		
1	1	JUSTICE SERVED	11	65.0	0:11.34	0:26.01 [2]	0:12.95 [1]	2:01.84		
		Justin Stanley		1600m	1600m	(0:13.06)	(0:12.95)		0:38.76	
2	3	BONZABELTER	8	64.6	0:11.35	0:25.91 [4]	0:12.91 [3]	1.3L	0:38.96 -3	
		Nozi Tomizawa		1600m	1600m	(0:13.00)	(0:12.91)			
3	10	POW NOW	4	65.1	0:11.42	0:27.35 [1]	0:13.94 [2]	6.3L	0:40.09 -7	
		Luke Tarrant		1600m	1600m	(0:13.41)	(0:13.94)			
4	6	FREYA'S MAGIC	2	65.5	0:11.28	0:27.09 [5]	0:13.78 [4]	8.1L	0:39.94 -10	
		Gabrielle Semmens		1600m	1600m	(0:13.31)	(0:13.78)			
5	7	BETTER BELIEVE IT	1	65.1	0:11.35	0:27.86 [3]	0:14.21 [5]	11.1L	0:41.02 -11	
		Hannah Richardson		1400m	1600m	(0:13.65)	(0:14.21)			
6	4	NEO VICI	6	64.2	0:11.34	0:28.02 [7]	0:14.16 [6]	15.6L	0:41.26 -13	
		Georgina Cartwright		Overall	1600m	(0:13.86)	(0:14.16)			
7	8	GARTAN	7	64.1	0:11.55	0:27.86 [8]	0:14.09 [8]	17.4L	0:41.12 -14	
		Erin Molloy		1400m	1600m	(0:13.77)	(0:14.09)			
8	2	BOLERO	10	65.7	0:11.30	0:27.72 [10]	0:13.69 [9]	18.9L	0:41.47 -13	
		Girish Goomany		1600m	1600m	(0:14.03)	(0:13.69)			
9	5	THUNDER SHANGHAI	9	66.6	0:11.24	0:31.16 [6]	0:16.66 [7]	31.9L	0:44.72 -18	
		Scott Sheargold		Overall	1600m	(0:14.50)	(0:16.66)			
10	11	RUMBLING BOY	3	65.0	0:11.34	0:30.79 [9]	0:15.77 [10]	34.9L	0:44.67 -10	
		Wayne O'Connell		1600m	1600m	(0:15.02)	(0:15.77)			

Scratched: Kulkyne (#9)

Report Created: Sat 22 February 2025 21:05 GMT+ (Note: Timing is based on position data)

Page 2/12

[ ] Ranking at each section and finish  
-:-:- No data available at this section  
NA No data available

SCN Saddle cloth number  
DNF Did not finish  
DNT Did not track

data processed by  TRIPLESDATA



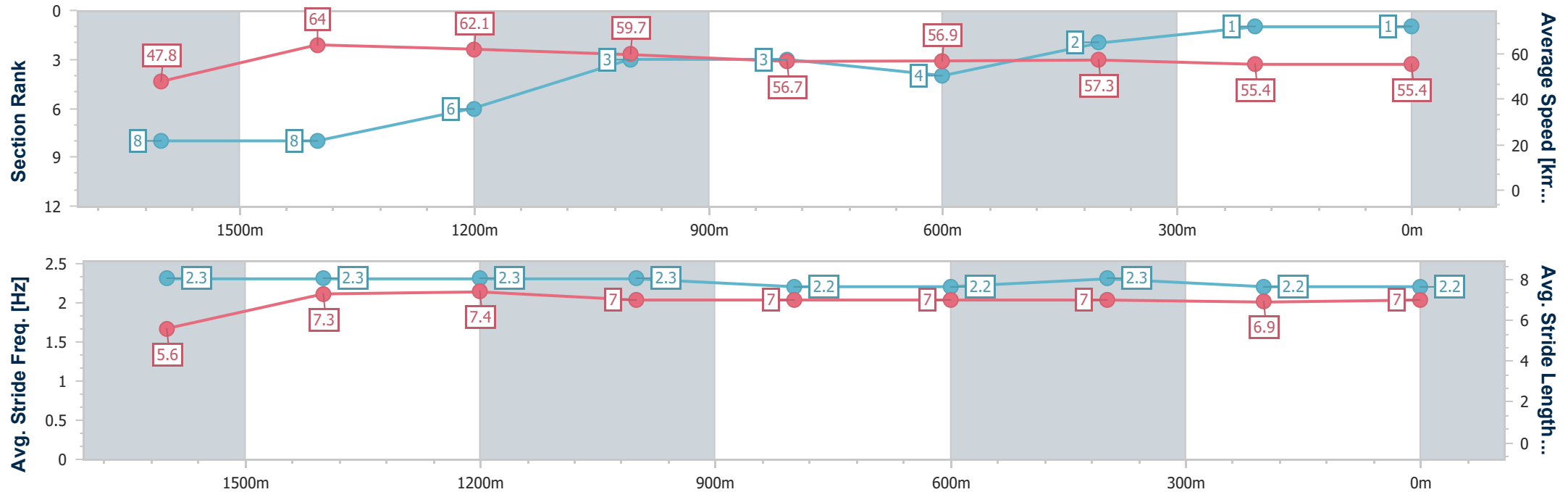
Horse/Jockey Name	Justice Served
Final Rank	1
Fastest Section Time (Section)	0:11.34 (1600m)
Top Speed [km/h] (Section)	65.0 (1600m)
Race State	Finished



Toowoomba QLD Professional  
Race 7: HAPPY BIRTHDAY LISA Maiden Handicap - 1890m  
22 February 2025 - 20:44  
Track Rating: Good 4, Weather: Windy, Rail Position: True



Section	Overall	1600m	1400m	1200m	1000m	800m	600m	400m	200m				
Section Times	2:01.84 [1] (0:22.07)	1:39.77 [8] (0:11.34)	1:28.43 [8] (0:11.80)	1:16.63 [6] (0:12.12)	1:04.51 [3] (0:12.92)	0:51.59 [3] (0:12.83)	0:38.76 [4] (0:12.75)	0:26.01 [2] (0:13.06)	0:12.95 [1] (0:12.95)				
Average Speed [km/h]	47.8	64.0	62.1	59.7	56.7	56.9	57.3	55.4	55.4				
Top Speed [km/h]	63.0	65.0	64.4	61.1	57.4	57.8	58.6	55.9	55.8				
Avg. Dist. to Rail [m]	8.9	2.2	3.3	5.1	4.5	4.2	2.8	0.5	0.1				
Avg. Stride Freq. [Hz]	2.3	2.3	2.3	2.3	2.2	2.2	2.3	2.2	2.2				
Avg. Stride Length [m]	5.6	7.3	7.4	7.0	7.0	7.0	7.0	6.9	7.0				





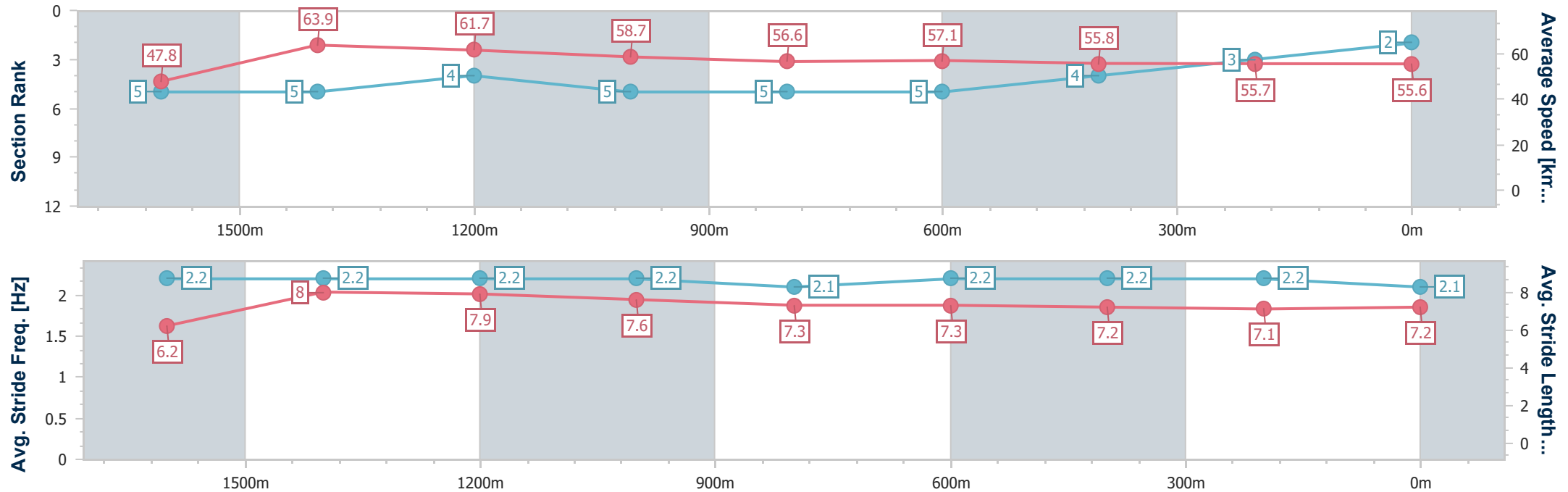
Horse/Jockey Name	Bonzabelter
Final Rank	2
Fastest Section Time (Section)	0:11.35 (1600m)
Top Speed [km/h] (Section)	64.6 (1600m)
Race State	Finished



Toowoomba QLD Professional  
Race 7: HAPPY BIRTHDAY LISA Maiden Handicap - 1890m  
22 February 2025 - 20:44  
Track Rating: Good 4, Weather: Windy, Rail Position: True



Section	Overall	1600m	1400m	1200m	1000m	800m	600m	400m	200m				
Section Times	2:02.06 [2] (0:21.81)	1:40.25 [5] (0:11.35)	1:28.90 [5] (0:11.94)	1:16.96 [4] (0:12.37)	1:04.59 [5] (0:12.87)	0:51.72 [5] (0:12.76)	0:38.96 [5] (0:13.05)	0:25.91 [4] (0:13.00)	0:12.91 [3] (0:12.91)				
Average Speed [km/h]	47.8	63.9	61.7	58.7	56.6	57.1	55.8	55.7	55.6				
Top Speed [km/h]	64.3	64.6	63.6	59.6	58.0	57.6	57.2	56.4	56.0				
Avg. Dist. to Rail [m]	6.5	2.3	4.2	5.3	4.3	3.1	1.8	1.5	1.5				
Avg. Stride Freq. [Hz]	2.2	2.2	2.2	2.2	2.1	2.2	2.2	2.2	2.1				
Avg. Stride Length [m]	6.2	8.0	7.9	7.6	7.3	7.3	7.2	7.1	7.2				



[ ] Ranking at each section and finish  
- - - - No data available at this section  
NA No data available



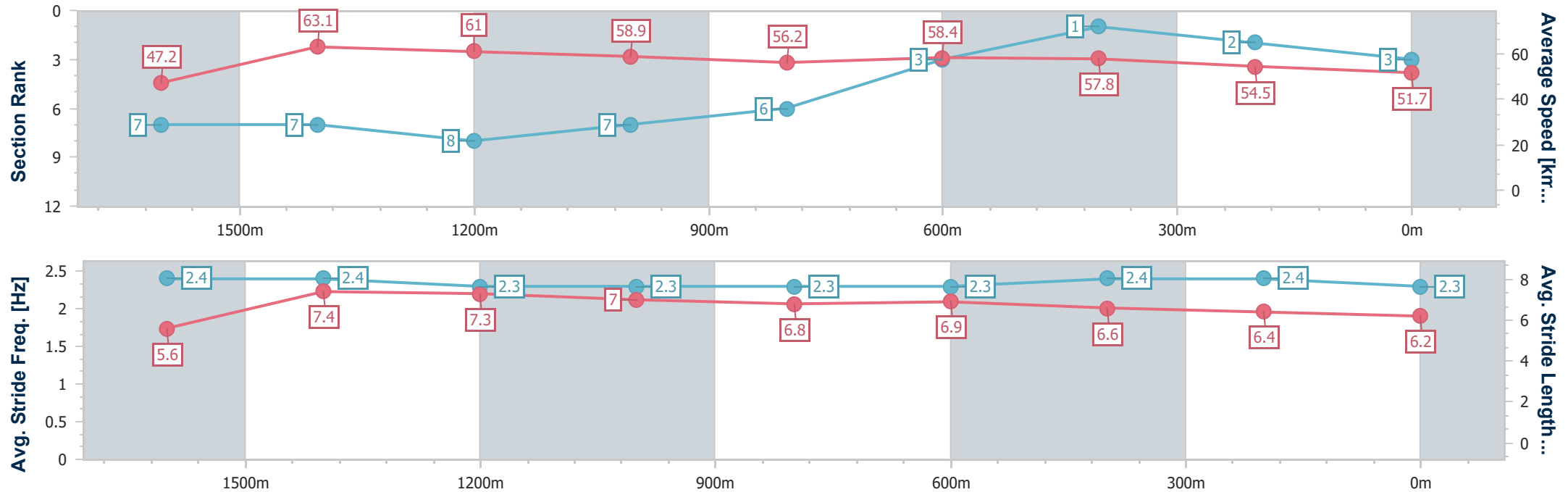
Horse/Jockey Name	Pow Now
Final Rank	3
Fastest Section Time (Section)	0:11.42 (1600m)
Top Speed [km/h] (Section)	65.1 (1600m)
Race State	Finished



Toowoomba QLD Professional  
Race 7: HAPPY BIRTHDAY LISA Maiden Handicap - 1890m  
22 February 2025 - 20:44  
Track Rating: Good 4, Weather: Windy, Rail Position: True



Section	Overall	1600m	1400m	1200m	1000m	800m	600m	400m	200m				
Section Times	2:02.94 [3] (0:21.98)	1:40.96 [7] (0:11.42)	1:29.54 [7] (0:11.94)	1:17.60 [8] (0:12.25)	1:05.35 [7] (0:12.81)	0:52.54 [6] (0:12.45)	0:40.09 [3] (0:12.74)	0:27.35 [1] (0:13.41)	0:13.94 [2] (0:13.94)				
Average Speed [km/h]	47.2	63.1	61.0	58.9	56.2	58.4	57.8	54.5	51.7				
Top Speed [km/h]	64.0	65.1	64.9	60.8	58.5	58.7	59.3	55.7	54.3				
Avg. Dist. to Rail [m]	6.9	0.4	2.1	2.3	0.4	2.5	4.5	4.2	2.1				
Avg. Stride Freq. [Hz]	2.4	2.4	2.3	2.3	2.3	2.3	2.4	2.4	2.3				
Avg. Stride Length [m]	5.6	7.4	7.3	7.0	6.8	6.9	6.6	6.4	6.2				





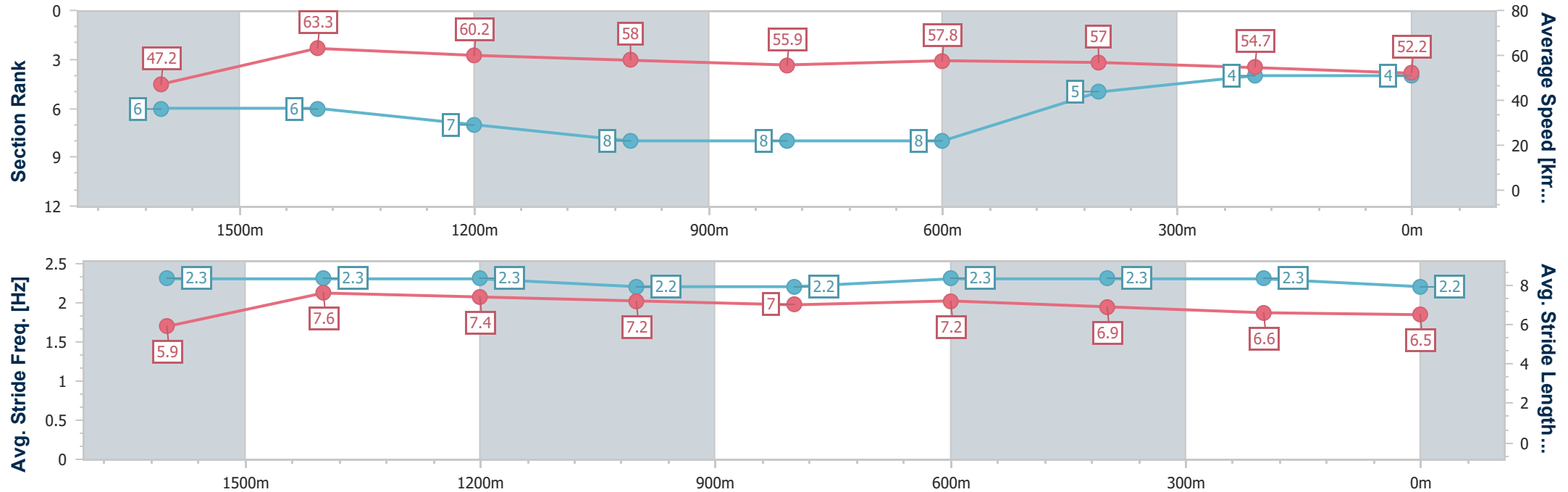
Horse/Jockey Name	Freya's Magic
Final Rank	4
Fastest Section Time (Section)	0:11.28 (1600m)
Top Speed [km/h] (Section)	65.5 (1600m)
Race State	Finished



Toowoomba QLD Professional  
Race 7: HAPPY BIRTHDAY LISA Maiden Handicap - 1890m  
22 February 2025 - 20:44  
Track Rating: Good 4, Weather: Windy, Rail Position: True



Section	Overall	1600m	1400m	1200m	1000m	800m	600m	400m	200m				
Section Times	2:03.28 [4] (0:21.93)	1:41.35 [6] (0:11.28)	1:30.07 [6] (0:12.03)	1:18.04 [7] (0:12.50)	1:05.54 [8] (0:13.00)	0:52.54 [8] (0:12.60)	0:39.94 [8] (0:12.85)	0:27.09 [5] (0:13.31)	0:13.78 [4] (0:13.78)				
Average Speed [km/h]	47.2	63.3	60.2	58.0	55.9	57.8	57.0	54.7	52.2				
Top Speed [km/h]	65.3	65.5	63.9	59.1	56.9	58.9	58.5	55.1	54.1				
Avg. Dist. to Rail [m]	7.6	1.2	1.3	3.6	2.9	3.5	3.5	3.1	3.5				
Avg. Stride Freq. [Hz]	2.3	2.3	2.3	2.2	2.2	2.3	2.3	2.3	2.2				
Avg. Stride Length [m]	5.9	7.6	7.4	7.2	7.0	7.2	6.9	6.6	6.5				





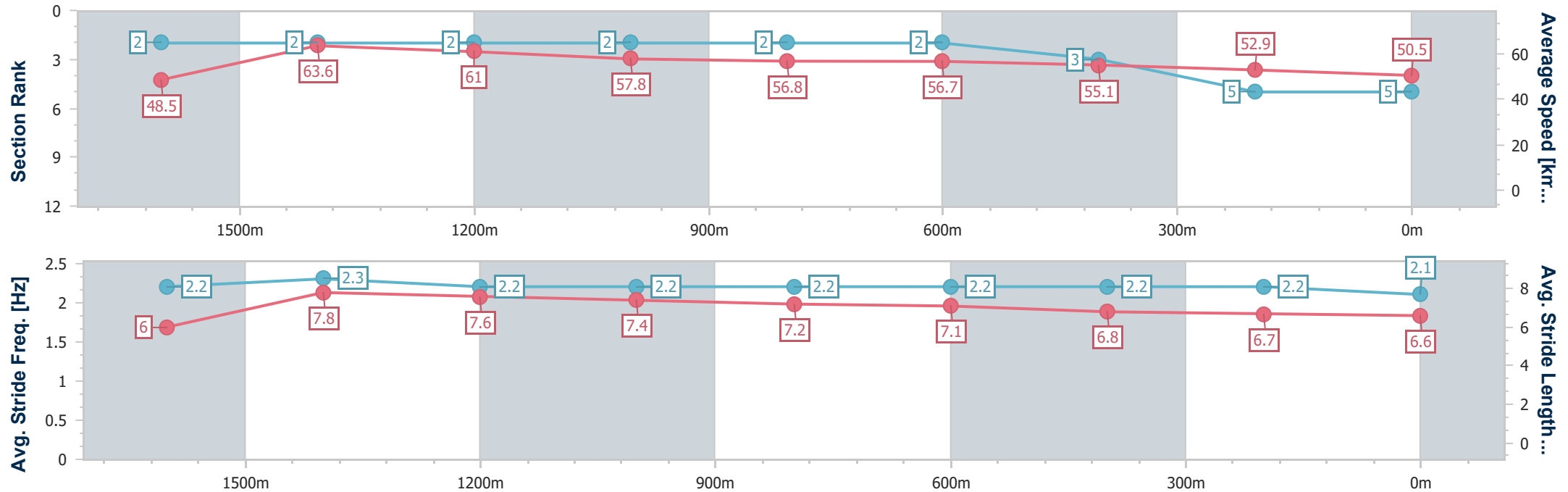
Horse/Jockey Name	Better Believe It
Final Rank	5
Fastest Section Time (Section)	0:11.35 (1600m)
Top Speed [km/h] (Section)	65.1 (1400m)
Race State	Finished



Toowoomba QLD Professional  
Race 7: HAPPY BIRTHDAY LISA Maiden Handicap - 1890m  
22 February 2025 - 20:44  
Track Rating: Good 4, Weather: Windy, Rail Position: True



Section	Overall	1600m	1400m	1200m	1000m	800m	600m	400m	200m				
Section Times	2:03.81 [5] (0:21.41)	1:42.40 [2] (0:11.35)	1:31.05 [2] (0:11.91)	1:19.14 [2] (0:12.49)	1:06.65 [2] (0:12.82)	0:53.83 [2] (0:12.81)	0:41.02 [2] (0:13.16)	0:27.86 [3] (0:13.65)	0:14.21 [5] (0:14.21)				
Average Speed [km/h]	48.5	63.6	61.0	57.8	56.8	56.7	55.1	52.9	50.5				
Top Speed [km/h]	64.2	64.9	65.1	58.7	57.4	57.5	56.7	53.4	52.5				
Avg. Dist. to Rail [m]	6.6	0.7	2.1	3.3	2.9	2.8	1.7	0.4	0.7				
Avg. Stride Freq. [Hz]	2.2	2.3	2.2	2.2	2.2	2.2	2.2	2.2	2.1				
Avg. Stride Length [m]	6.0	7.8	7.6	7.4	7.2	7.1	6.8	6.7	6.6				







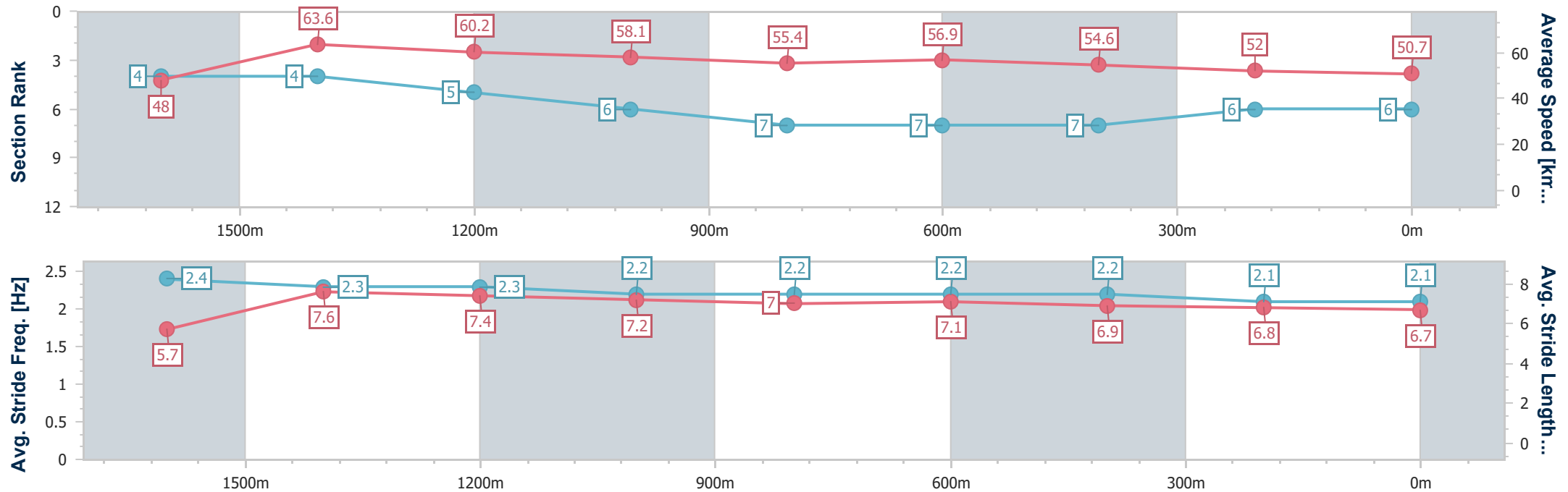
Horse/Jockey Name	Neo Vici
Final Rank	6
Fastest Section Time (Section)	0:11.34 (1600m)
Top Speed [km/h] (Section)	64.2 (Overall)
Race State	Finished



Toowoomba QLD Professional  
Race 7: HAPPY BIRTHDAY LISA Maiden Handicap - 1890m  
22 February 2025 - 20:44  
Track Rating: Good 4, Weather: Windy, Rail Position: True



Section	Overall	1600m	1400m	1200m	1000m	800m	600m	400m	200m				
Section Times	2:04.59 [6] (0:21.69)	1:42.90 [4] (0:11.34)	1:31.56 [4] (0:12.10)	1:19.46 [5] (0:12.43)	1:07.03 [6] (0:13.04)	0:53.99 [7] (0:12.73)	0:41.26 [7] (0:13.24)	0:28.02 [7] (0:13.86)	0:14.16 [6] (0:14.16)				
Average Speed [km/h]	48.0	63.6	60.2	58.1	55.4	56.9	54.6	52.0	50.7				
Top Speed [km/h]	64.2	64.1	63.4	59.5	56.8	58.3	57.1	52.8	51.5				
Avg. Dist. to Rail [m]	6.7	0.7	1.7	2.1	0.9	1.8	1.0	1.2	0.3				
Avg. Stride Freq. [Hz]	2.4	2.3	2.3	2.2	2.2	2.2	2.2	2.1	2.1				
Avg. Stride Length [m]	5.7	7.6	7.4	7.2	7.0	7.1	6.9	6.8	6.7				





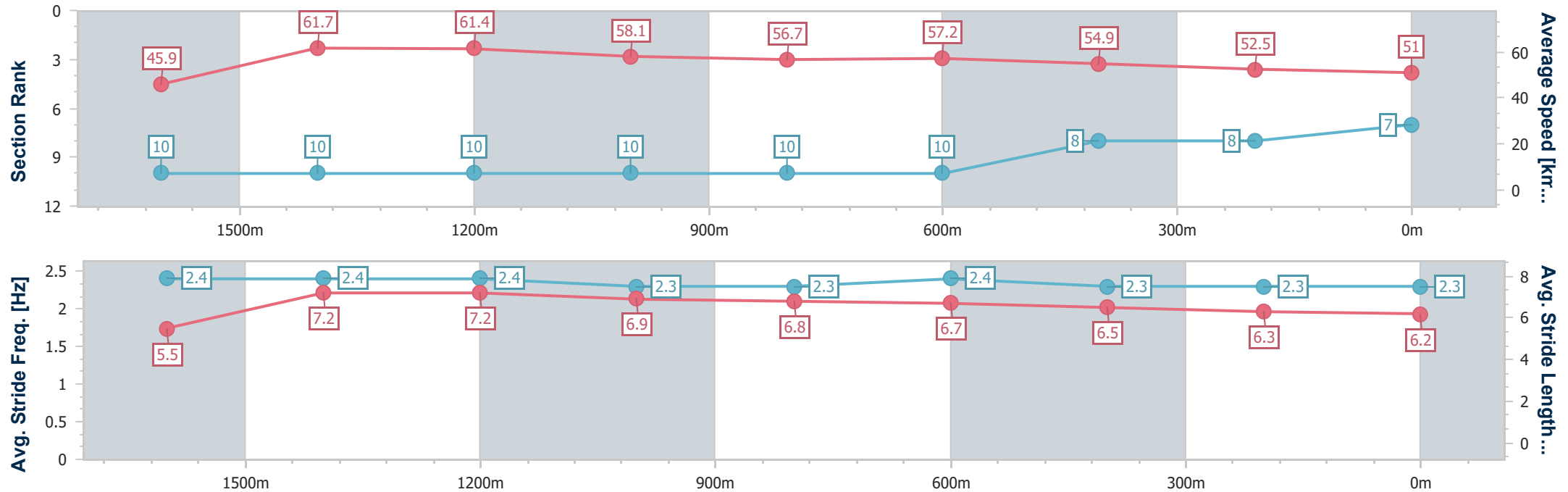
Horse/Jockey Name	Gartan
Final Rank	7
Fastest Section Time (Section)	0:11.55 (1600m)
Top Speed [km/h] (Section)	64.1 (1400m)
Race State	Finished



Toowoomba QLD Professional  
Race 7: HAPPY BIRTHDAY LISA Maiden Handicap - 1890m  
22 February 2025 - 20:44  
Track Rating: Good 4, Weather: Windy, Rail Position: True



Section	Overall	1600m	1400m	1200m	1000m	800m	600m	400m	200m				
Section Times	2:04.92 [7] (0:22.21)	1:42.71 [10] (0:11.55)	1:31.16 [10] (0:11.89)	1:19.27 [10] (0:12.43)	1:06.84 [10] (0:12.89)	0:53.95 [10] (0:12.83)	0:41.12 [10] (0:13.26)	0:27.86 [8] (0:13.77)	0:14.09 [8] (0:14.09)				
Average Speed [km/h]	45.9	61.7	61.4	58.1	56.7	57.2	54.9	52.5	51.0				
Top Speed [km/h]	62.6	62.9	64.1	59.6	58.1	58.4	56.9	53.3	52.4				
Avg. Dist. to Rail [m]	9.5	2.2	2.3	4.5	4.5	4.6	2.5	1.7	2.2				
Avg. Stride Freq. [Hz]	2.4	2.4	2.4	2.3	2.3	2.4	2.3	2.3	2.3				
Avg. Stride Length [m]	5.5	7.2	7.2	6.9	6.8	6.7	6.5	6.3	6.2				





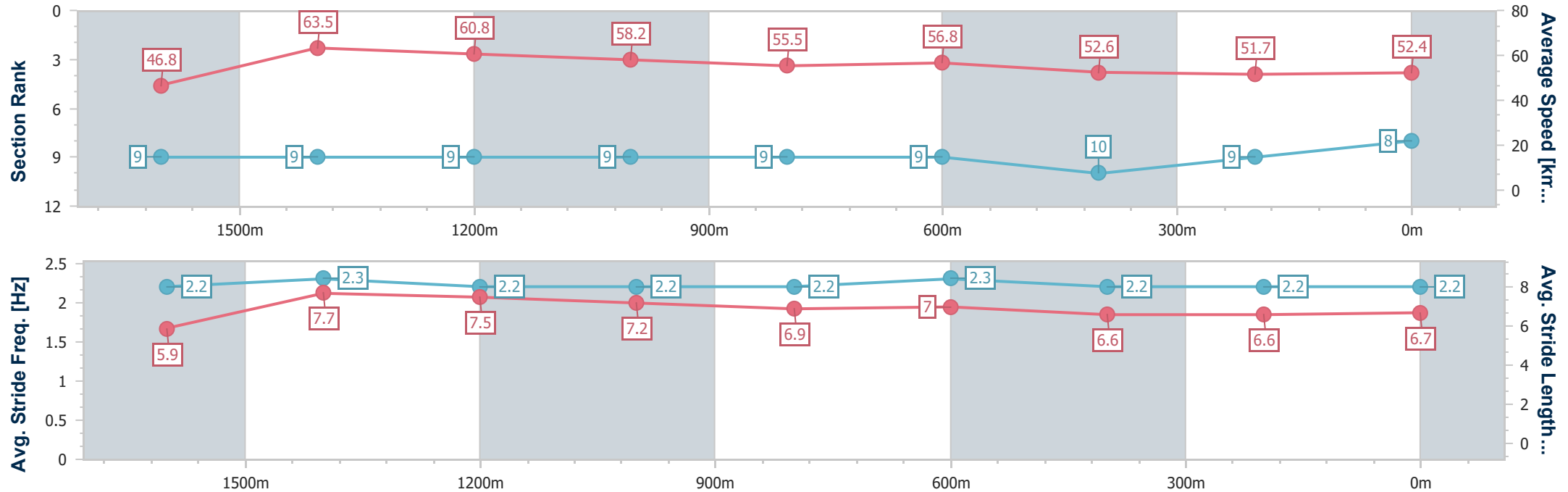
Horse/Jockey Name	Bolero
Final Rank	8
Fastest Section Time (Section)	0:11.30 (1600m)
Top Speed [km/h] (Section)	65.7 (1600m)
Race State	Finished



Toowoomba QLD Professional  
Race 7: HAPPY BIRTHDAY LISA Maiden Handicap - 1890m  
22 February 2025 - 20:44  
Track Rating: Good 4, Weather: Windy, Rail Position: True



Section	Overall	1600m	1400m	1200m	1000m	800m	600m	400m	200m				
Section Times	2:05.18 [8] (0:22.14)	1:43.04 [9] (0:11.30)	1:31.74 [9] (0:12.00)	1:19.74 [9] (0:12.40)	1:07.34 [9] (0:13.10)	0:54.24 [9] (0:12.77)	0:41.47 [9] (0:13.75)	0:27.72 [10] (0:14.03)	0:13.69 [9] (0:13.69)				
Average Speed [km/h]	46.8	63.5	60.8	58.2	55.5	56.8	52.6	51.7	52.4				
Top Speed [km/h]	63.1	65.7	64.6	60.4	56.9	57.2	56.4	55.5	55.3				
Avg. Dist. to Rail [m]	7.9	0.9	1.7	3.2	3.0	2.0	1.1	1.4	0.5				
Avg. Stride Freq. [Hz]	2.2	2.3	2.2	2.2	2.2	2.3	2.2	2.2	2.2				
Avg. Stride Length [m]	5.9	7.7	7.5	7.2	6.9	7.0	6.6	6.6	6.7				





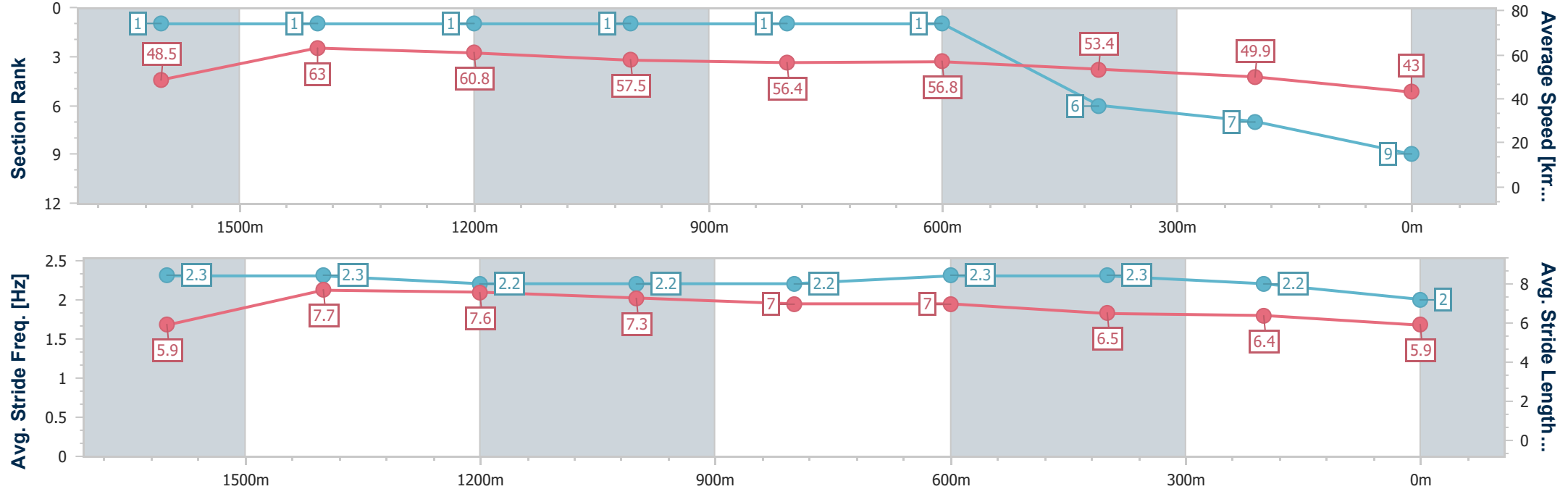
Horse/Jockey Name	Thunder Shanghai
Final Rank	9
Fastest Section Time (Section)	0:11.24 (1600m)
Top Speed [km/h] (Section)	66.6 (Overall)
Race State	Finished



Toowoomba QLD Professional  
Race 7: HAPPY BIRTHDAY LISA Maiden Handicap - 1890m  
22 February 2025 - 20:44  
Track Rating: Good 4, Weather: Windy, Rail Position: True



Section	Overall	1600m	1400m	1200m	1000m	800m	600m	400m	200m				
Section Times	2:07.40 [9] (0:21.33)	1:46.07 [1] (0:11.24)	1:34.83 [1] (0:11.94)	1:22.89 [1] (0:12.58)	1:10.31 [1] (0:12.85)	0:57.46 [1] (0:12.74)	0:44.72 [1] (0:13.56)	0:31.16 [6] (0:14.50)	0:16.66 [7] (0:16.66)				
Average Speed [km/h]	48.5	63.0	60.8	57.5	56.4	56.8	53.4	49.9	43.0				
Top Speed [km/h]	66.6	64.9	65.0	59.0	57.3	57.4	56.0	51.5	48.2				
Avg. Dist. to Rail [m]	8.7	2.9	1.9	3.0	1.7	1.6	1.4	0.8	0.9				
Avg. Stride Freq. [Hz]	2.3	2.3	2.2	2.2	2.2	2.3	2.3	2.2	2.0				
Avg. Stride Length [m]	5.9	7.7	7.6	7.3	7.0	7.0	6.5	6.4	5.9				





Horse/Jockey Name	Rumbling Boy
Final Rank	10
Fastest Section Time (Section)	0:11.34 (1600m)
Top Speed [km/h] (Section)	65.0 (1600m)
Race State	Finished



Toowoomba QLD Professional  
Race 7: HAPPY BIRTHDAY LISA Maiden Handicap - 1890m  
22 February 2025 - 20:44  
Track Rating: Good 4, Weather: Windy, Rail Position: True



Section	Overall	1600m	1400m	1200m	1000m	800m	600m	400m	200m				
Section Times	2:07.95 [10] (0:21.58)	1:46.37 [3] (0:11.34)	1:35.03 [3] (0:11.94)	1:23.09 [3] (0:12.50)	1:10.59 [4] (0:12.97)	0:57.62 [4] (0:12.95)	0:44.67 [6] (0:13.88)	0:30.79 [9] (0:15.02)	0:15.77 [10] (0:15.77)				
Average Speed [km/h]	48.3	63.7	60.7	58.1	55.6	56.0	52.4	48.2	45.7				
Top Speed [km/h]	64.5	65.0	62.9	59.2	56.1	57.0	56.0	48.7	48.4				
Avg. Dist. to Rail [m]	5.9	1.3	2.1	2.6	1.3	2.1	2.2	1.5	0.7				
Avg. Stride Freq. [Hz]	2.3	2.3	2.2	2.2	2.2	2.3	2.2	2.1	2.0				
Avg. Stride Length [m]	5.9	7.7	7.6	7.2	7.0	6.9	6.5	6.4	6.3				

