



Sunshine Coast QLD Professional
Race 1: ROSS MACLEAN FELLOWSHIP QTIS Two-Year-Old Maiden Plate
- 1200m

23 February 2025 - 12:24



Track Rating: Soft 5, Weather: Overcast, Rail Position: +9m Entire

Section						Overall	1000m	800m	600m	400m	200m	Last 600m		
Field Times						1:13.44 (0:13.54)	0:59.90 (0:11.51)	0:48.39 (0:12.47)	0:35.92 (0:11.99)	0:23.93 (0:11.41)	0:12.52 (0:12.52)	0:35.92		
Rank	TAB	Horse/Jockey	Barrier	Top Speed [km/h]	Fastest Section							Margin	Distance Travelled [m]	
1	3	STYLISH JOKER	1	65.6	0:11.52	1:13.44 [1]	0:59.50 [5]	0:47.88 [5]	0:35.35 [5]	0:23.37 [6]	0:11.85 [5]	1:13.44	0:35.35	
		Justin Stanley		Overall	400m	(0:13.94)	(0:11.62)	(0:12.53)	(0:11.98)	(0:11.52)	(0:11.85)			
2	8	SECRET ROSE	2	64.7	0:11.38	1:13.54 [2]	0:59.52 [6]	0:47.93 [6]	0:35.45 [5]	0:23.50 [5]	0:12.12 [4]	0.5L	0:35.45	+4
		Dylan Turner		Overall	400m	(0:14.02)	(0:11.59)	(0:12.48)	(0:11.95)	(0:11.38)	(0:12.12)			
3	2	JAGGERY	6	66.4	0:11.41	1:13.60 [3]	1:00.06 [1]	0:48.55 [1]	0:36.08 [1]	0:24.09 [1]	0:12.68 [1]	0.7L	0:36.08	+0
		Ryan Wiggins		Overall	400m	(0:13.54)	(0:11.51)	(0:12.47)	(0:11.99)	(0:11.41)	(0:12.68)			
4	6	MISHANI BREEZE	3	66.2	0:11.58	1:13.88 [4]	1:00.19 [3]	0:48.54 [3]	0:36.08 [3]	0:24.07 [3]	0:12.49 [2]	2.2L	0:36.08	-1
		Cejay Graham		Overall	400m	(0:13.69)	(0:11.65)	(0:12.46)	(0:12.01)	(0:11.58)	(0:12.49)			
5	1	CYBER CITY	5	65.5	0:11.52	1:14.10 [5]	1:00.46 [2]	0:48.94 [2]	0:36.42 [2]	0:24.39 [2]	0:12.71 [3]	3.5L	0:36.42	+4
		Samantha Collett		Overall	1000m	(0:13.64)	(0:11.52)	(0:12.52)	(0:12.03)	(0:11.68)	(0:12.71)			
6	7	MISHANI STELLER	4	64.1	0:11.64	1:14.39 [6]	1:00.58 [4]	0:48.94 [4]	0:36.47 [4]	0:24.45 [4]	0:12.73 [6]	5L	0:36.47	+1
		Georgina Cartwright		Overall	1000m	(0:13.81)	(0:11.64)	(0:12.47)	(0:12.02)	(0:11.72)	(0:12.73)			
7	5	INSAIN LADY	7	64.9	0:11.66	1:14.70 [7]	1:00.61 [7]	0:48.95 [7]	0:36.37 [7]	0:24.41 [7]	0:12.70 [7]	6.8L	0:36.37	+7
		Robbie Dolan		Overall	1000m	(0:14.09)	(0:11.66)	(0:12.58)	(0:11.96)	(0:11.71)	(0:12.70)			

Scratched: Destinys Pinnacle (#4), Sensei's Surprise (#9)



Horse/Jockey Name	Stylish Joker
Final Rank	1
Fastest Section Time (Section)	0:11.52 (400m)
Top Speed [km/h] (Section)	65.6 (Overall)
Race State	Finished

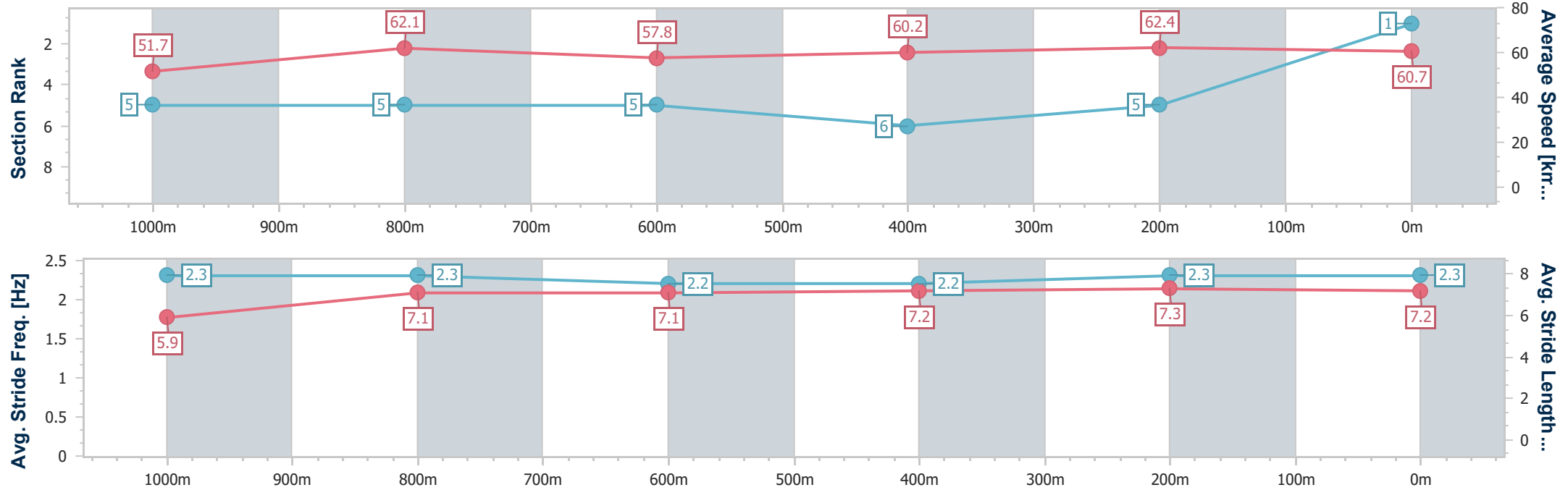


Sunshine Coast QLD Professional
Race 1: ROSS MACLEAN FELLOWSHIP QTIS Two-Year-Old
Maiden Plate - 1200m
23 February 2025 - 12:24



Track Rating: Soft 5, Weather: Overcast, Rail Position: +9m Entire

Section	Overall	1000m	800m	600m	400m	200m							
Section Times	1:13.44 [1] (0:13.94)	0:59.50 [5] (0:11.62)	0:47.88 [5] (0:12.53)	0:35.35 [5] (0:11.98)	0:23.37 [6] (0:11.52)	0:11.85 [5] (0:11.85)							
Average Speed [km/h]	51.7	62.1	57.8	60.2	62.4	60.7							
Top Speed [km/h]	65.6	65.6	58.7	62.9	63.5	62.3							
Avg. Dist. to Rail [m]	2.6	1.6	0.8	0.2	1.2	2.9							
Avg. Stride Freq. [Hz]	2.3	2.3	2.2	2.2	2.3	2.3							
Avg. Stride Length [m]	5.9	7.1	7.1	7.2	7.3	7.2							



- [] Ranking at each section and finish
- .-.- No data available at this section
- NA No data available



Horse/Jockey Name	Secret Rose
Final Rank	2
Fastest Section Time (Section)	0:11.38 (400m)
Top Speed [km/h] (Section)	64.7 (Overall)
Race State	Finished

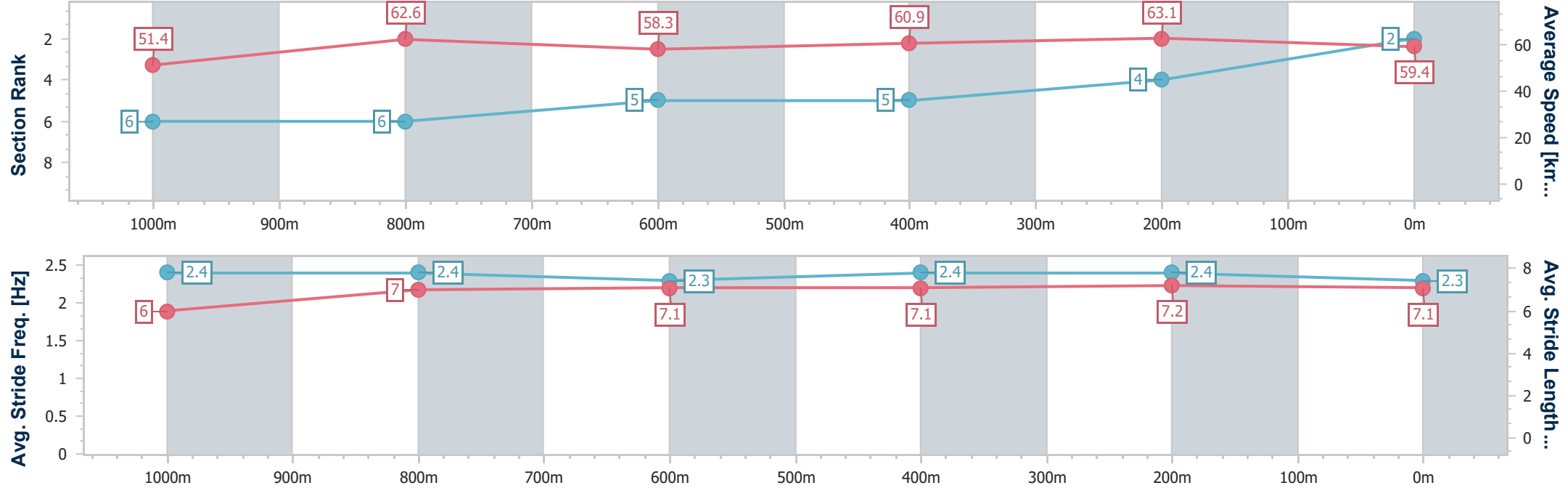


Sunshine Coast QLD Professional
Race 1: ROSS MACLEAN FELLOWSHIP QTIS Two-Year-Old
Maiden Plate - 1200m
23 February 2025 - 12:24



Track Rating: Soft 5, Weather: Overcast, Rail Position: +9m Entire

Section	Overall	1000m	800m	600m	400m	200m							
Section Times	1:13.54 [2] (0:14.02)	0:59.52 [6] (0:11.59)	0:47.93 [6] (0:12.48)	0:35.45 [5] (0:11.95)	0:23.50 [5] (0:11.38)	0:12.12 [4] (0:12.12)							
Average Speed [km/h]	51.4	62.6	58.3	60.9	63.1	59.4							
Top Speed [km/h]	64.7	64.7	61.0	63.5	64.6	62.2							
Avg. Dist. to Rail [m]	3.3	2.6	1.8	1.8	3.1	4.5							
Avg. Stride Freq. [Hz]	2.4	2.4	2.3	2.4	2.4	2.3							
Avg. Stride Length [m]	6.0	7.0	7.1	7.1	7.2	7.1							





Horse/Jockey Name	Jaggery
Final Rank	3
Fastest Section Time (Section)	0:11.41 (400m)
Top Speed [km/h] (Section)	66.4 (Overall)
Race State	Finished

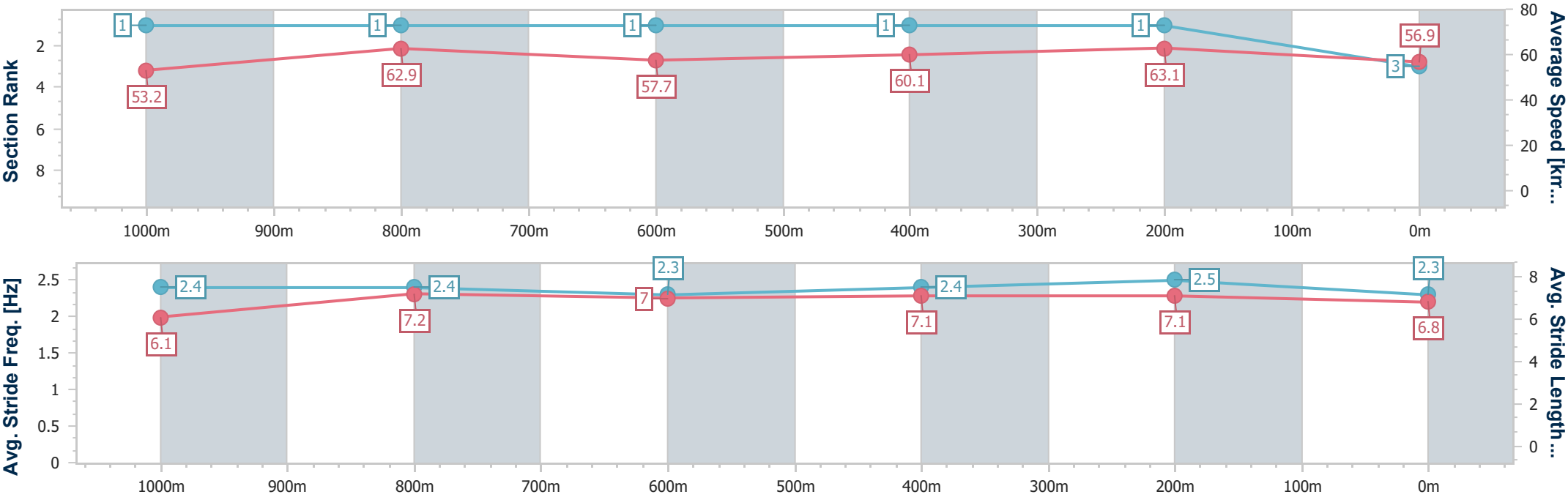


Sunshine Coast QLD Professional
Race 1: ROSS MACLEAN FELLOWSHIP QTIS Two-Year-Old
Maiden Plate - 1200m
23 February 2025 - 12:24



Track Rating: Soft 5, Weather: Overcast, Rail Position: +9m Entire

Section	Overall	1000m	800m	600m	400m	200m							
Section Times	1:13.60 [3] (0:13.54)	1:00.06 [1] (0:11.51)	0:48.55 [1] (0:12.47)	0:36.08 [1] (0:11.99)	0:24.09 [1] (0:11.41)	0:12.68 [1] (0:12.68)							
Average Speed [km/h]	53.2	62.9	57.7	60.1	63.1	56.9							
Top Speed [km/h]	66.4	66.0	59.0	62.5	64.5	60.7							
Avg. Dist. to Rail [m]	6.0	1.7	0.4	0.3	0.8	0.7							
Avg. Stride Freq. [Hz]	2.4	2.4	2.3	2.4	2.5	2.3							
Avg. Stride Length [m]	6.1	7.2	7.0	7.1	7.1	6.8							





Horse/Jockey Name	Mishani Breeze
Final Rank	4
Fastest Section Time (Section)	0:11.58 (400m)
Top Speed [km/h] (Section)	66.2 (Overall)
Race State	Finished

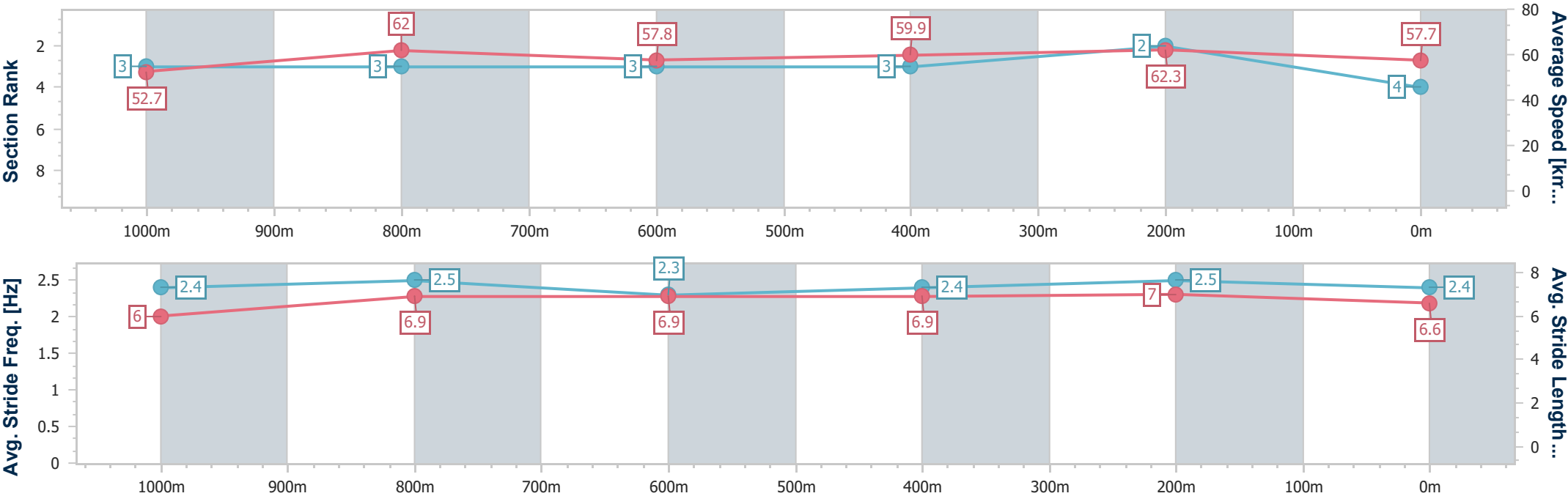


Sunshine Coast QLD Professional
Race 1: ROSS MACLEAN FELLOWSHIP QTIS Two-Year-Old
Maiden Plate - 1200m
23 February 2025 - 12:24



Track Rating: Soft 5, Weather: Overcast, Rail Position: +9m Entire

Section	Overall	1000m	800m	600m	400m	200m								
Section Times	1:13.88 [4] (0:13.69)	1:00.19 [3] (0:11.65)	0:48.54 [3] (0:12.46)	0:36.08 [3] (0:12.01)	0:24.07 [3] (0:11.58)	0:12.49 [2] (0:12.49)								
Average Speed [km/h]	52.7	62.0	57.8	59.9	62.3	57.7								
Top Speed [km/h]	66.2	64.7	59.8	62.5	62.4	61.5								
Avg. Dist. to Rail [m]	2.8	0.9	0.3	0.2	0.3	0.5								
Avg. Stride Freq. [Hz]	2.4	2.5	2.3	2.4	2.5	2.4								
Avg. Stride Length [m]	6.0	6.9	6.9	6.9	7.0	6.6								





Horse/Jockey Name	Cyber City
Final Rank	5
Fastest Section Time (Section)	0:11.52 (1000m)
Top Speed [km/h] (Section)	65.5 (Overall)
Race State	Finished

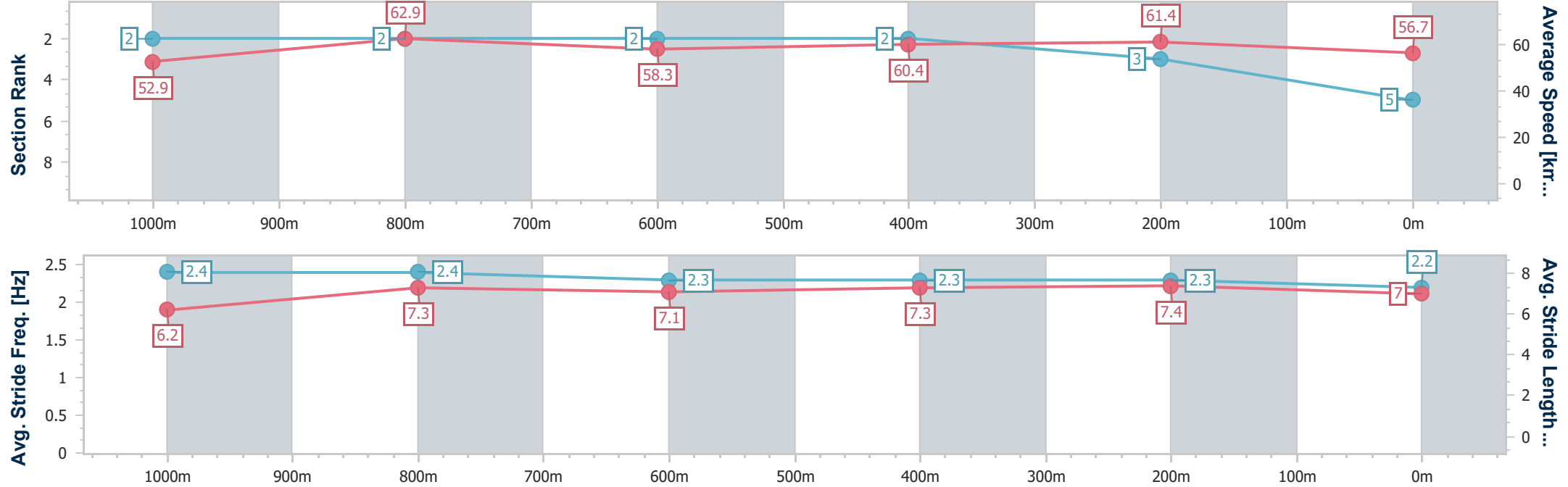


Sunshine Coast QLD Professional
Race 1: ROSS MACLEAN FELLOWSHIP QTIS Two-Year-Old
Maiden Plate - 1200m
23 February 2025 - 12:24



Track Rating: Soft 5, Weather: Overcast, Rail Position: +9m Entire

Section	Overall	1000m	800m	600m	400m	200m							
Section Times	1:14.10 [5] (0:13.64)	1:00.46 [2] (0:11.52)	0:48.94 [2] (0:12.52)	0:36.42 [2] (0:12.03)	0:24.39 [2] (0:11.68)	0:12.71 [3] (0:12.71)							
Average Speed [km/h]	52.9	62.9	58.3	60.4	61.4	56.7							
Top Speed [km/h]	65.5	65.1	60.1	62.3	62.6	60.2							
Avg. Dist. to Rail [m]	5.9	3.3	2.0	1.2	1.2	1.4							
Avg. Stride Freq. [Hz]	2.4	2.4	2.3	2.3	2.3	2.2							
Avg. Stride Length [m]	6.2	7.3	7.1	7.3	7.4	7.0							





Horse/Jockey Name	Mishani Steller
Final Rank	6
Fastest Section Time (Section)	0:11.64 (1000m)
Top Speed [km/h] (Section)	64.1 (Overall)
Race State	Finished

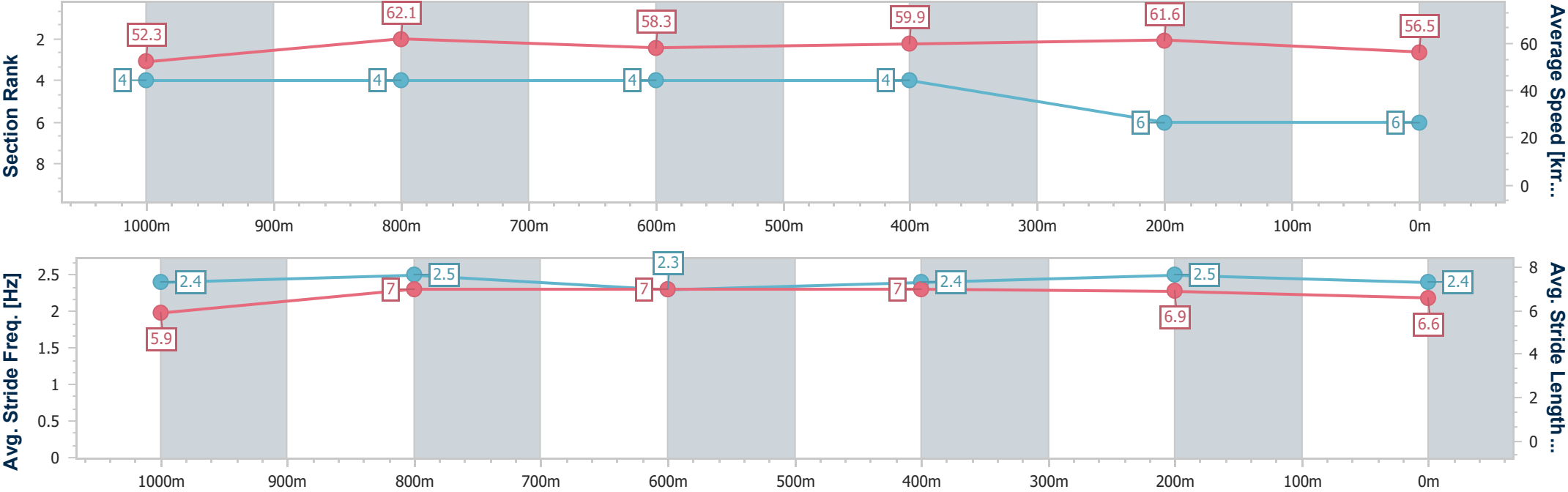


Sunshine Coast QLD Professional
Race 1: ROSS MACLEAN FELLOWSHIP QTIS Two-Year-Old
Maiden Plate - 1200m
23 February 2025 - 12:24



Track Rating: Soft 5, Weather: Overcast, Rail Position: +9m Entire

Section	Overall	1000m	800m	600m	400m	200m							
Section Times	1:14.39 [6] (0:13.81)	1:00.58 [4] (0:11.64)	0:48.94 [4] (0:12.47)	0:36.47 [4] (0:12.02)	0:24.45 [4] (0:11.72)	0:12.73 [6] (0:12.73)							
Average Speed [km/h]	52.3	62.1	58.3	59.9	61.6	56.5							
Top Speed [km/h]	64.1	64.0	60.9	62.6	62.5	60.4							
Avg. Dist. to Rail [m]	4.1	2.5	1.2	0.3	1.7	3.4							
Avg. Stride Freq. [Hz]	2.4	2.5	2.3	2.4	2.5	2.4							
Avg. Stride Length [m]	5.9	7.0	7.0	7.0	6.9	6.6							





Horse/Jockey Name	Insain Lady
Final Rank	7
Fastest Section Time (Section)	0:11.66 (1000m)
Top Speed [km/h] (Section)	64.9 (Overall)
Race State	Finished

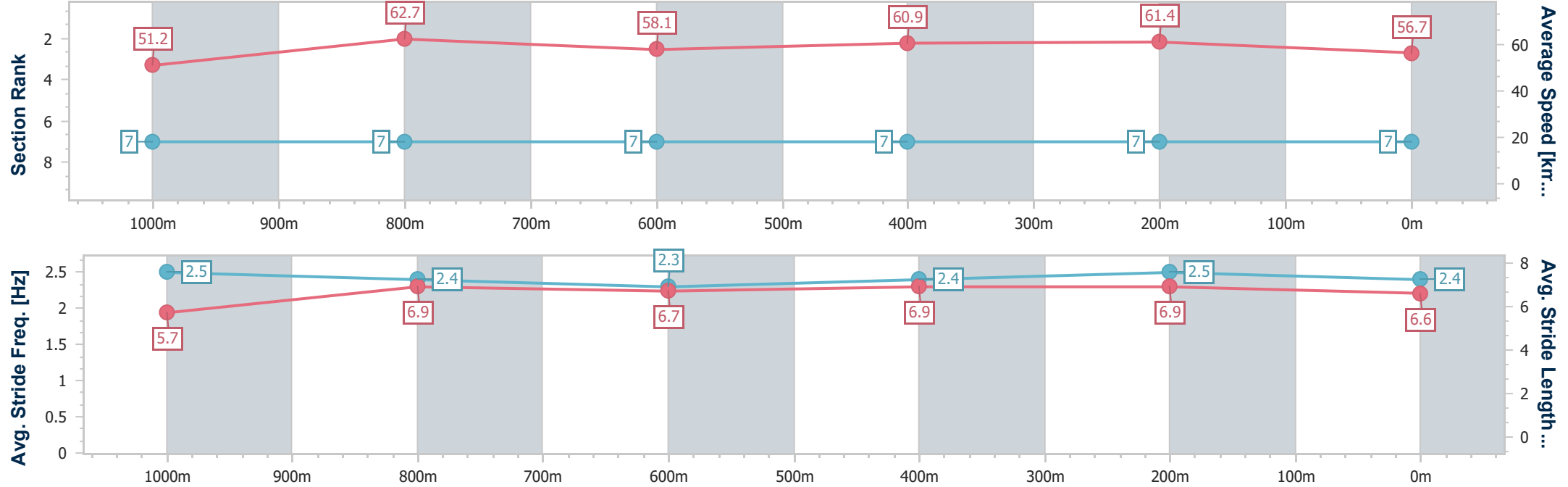


Sunshine Coast QLD Professional
Race 1: ROSS MACLEAN FELLOWSHIP QTIS Two-Year-Old
Maiden Plate - 1200m
23 February 2025 - 12:24



Track Rating: Soft 5, Weather: Overcast, Rail Position: +9m Entire

Section	Overall	1000m	800m	600m	400m	200m							
Section Times	1:14.70 [7] (0:14.09)	1:00.61 [7] (0:11.66)	0:48.95 [7] (0:12.58)	0:36.37 [7] (0:11.96)	0:24.41 [7] (0:11.71)	0:12.70 [7] (0:12.70)							
Average Speed [km/h]	51.2	62.7	58.1	60.9	61.4	56.7							
Top Speed [km/h]	64.9	64.9	59.8	62.6	62.5	60.3							
Avg. Dist. to Rail [m]	6.3	4.3	3.5	1.2	2.4	2.1							
Avg. Stride Freq. [Hz]	2.5	2.4	2.3	2.4	2.5	2.4							
Avg. Stride Length [m]	5.7	6.9	6.7	6.9	6.9	6.6							





Sunshine Coast QLD Professional
Race 2: SECURE ACCESS I.T Maiden Plate - 1200m
23 February 2025 - 13:00



Track Rating: Soft 5, Weather: Overcast, Rail Position: +9m Entire

Section		Overall				1000m	800m	600m	400m	200m	Last 600m		
Field Times		1:12.70 (0:14.03)				0:58.67 (0:11.68)	0:46.99 (0:11.68)	0:35.31 (0:12.13)	0:23.18 (0:11.50)	0:11.68 (0:11.68)	0:35.31		
Rank	TAB	Horse/Jockey	Barrier	Top Speed [km/h]	Fastest Section						Margin	Distance Travelled [m]	
1	5	SUNLIGHT MAJESTY	7	65.2	0:11.26	1:12.70 [1]	0:58.14 [7]	0:46.25 [7]	0:34.61 [7]	0:22.94 [5]	0:11.68 [1]	1:12.70	0:34.61
		Mark Du Plessis		400m	400m	(0:14.56)	(0:11.89)	(0:11.64)	(0:11.67)	(0:11.26)	(0:11.68)		
2	4	ELROND	5	63.3	0:11.60	1:13.37 [2]	0:59.07 [5]	0:47.25 [5]	0:35.65 [4]	0:23.56 [6]	0:11.84 [6]	3.8L	0:35.65 +0
		Tahlia Fenlon		800m	800m	(0:14.30)	(0:11.82)	(0:11.60)	(0:12.09)	(0:11.72)	(0:11.84)		
3	12	MISS HIGHFALUTIN	3	64.0	0:11.68	1:13.47 [3]	0:59.44 [1]	0:47.76 [1]	0:36.08 [1]	0:23.93 [2]	0:12.25 [2]	4.3L	0:36.08 +2
		Angela Jones		800m	1000m	(0:14.03)	(0:11.68)	(0:11.68)	(0:12.15)	(0:11.68)	(0:12.25)		
4	3	BIG TECH	1	64.2	0:11.67	1:13.59 [4]	0:59.40 [3]	0:47.50 [4]	0:35.83 [5]	0:23.86 [4]	0:12.08 [5]	4.8L	0:35.83 -3
		Georgina Cartwright		600m	800m	(0:14.19)	(0:11.90)	(0:11.67)	(0:11.97)	(0:11.78)	(0:12.08)		
5	2	DUKE OF LANCASTER	4	63.6	0:11.62	1:13.82 [5]	0:59.33 [6]	0:47.46 [6]	0:35.84 [6]	0:23.90 [7]	0:12.19 [7]	6.1L	0:35.84 -3
		Justin Stanley		400m	800m	(0:14.49)	(0:11.87)	(0:11.62)	(0:11.94)	(0:11.71)	(0:12.19)		
6	11	KABUKICHO	2	63.7	0:11.65	1:13.97 [6]	0:59.82 [2]	0:48.17 [2]	0:36.51 [2]	0:24.45 [1]	0:12.59 [3]	6.9L	0:36.51 -8
		Cejay Graham		800m	1000m	(0:14.15)	(0:11.65)	(0:11.66)	(0:12.06)	(0:11.86)	(0:12.59)		
7	9	LATE NIGHT TALKING	6	63.2	0:11.68	1:14.16 [7]	0:59.96 [4]	0:48.28 [3]	0:36.56 [3]	0:24.52 [3]	0:12.68 [4]	7.9L	0:36.56 -1
		Jace McMurray		1000m	1000m	(0:14.20)	(0:11.68)	(0:11.72)	(0:12.04)	(0:11.84)	(0:12.68)		
8	10	STAR OF THE NILE	8	65.8	0:11.44	1:14.54 [8]	0:59.68 [8]	0:47.87 [8]	0:36.43 [8]	0:24.50 [8]	0:12.87 [8]	10.2L	0:36.43 +1
		Robbie Dolan		800m	800m	(0:14.86)	(0:11.81)	(0:11.44)	(0:11.93)	(0:11.63)	(0:12.87)		

Scratched: Bold As Brass (#1), Warna (#6), Final Voyage (#7), French Riviera (#8)



Horse/Jockey Name	Sunlight Majesty
Final Rank	1
Fastest Section Time (Section)	0:11.26 (400m)
Top Speed [km/h] (Section)	65.2 (400m)
Race State	Finished



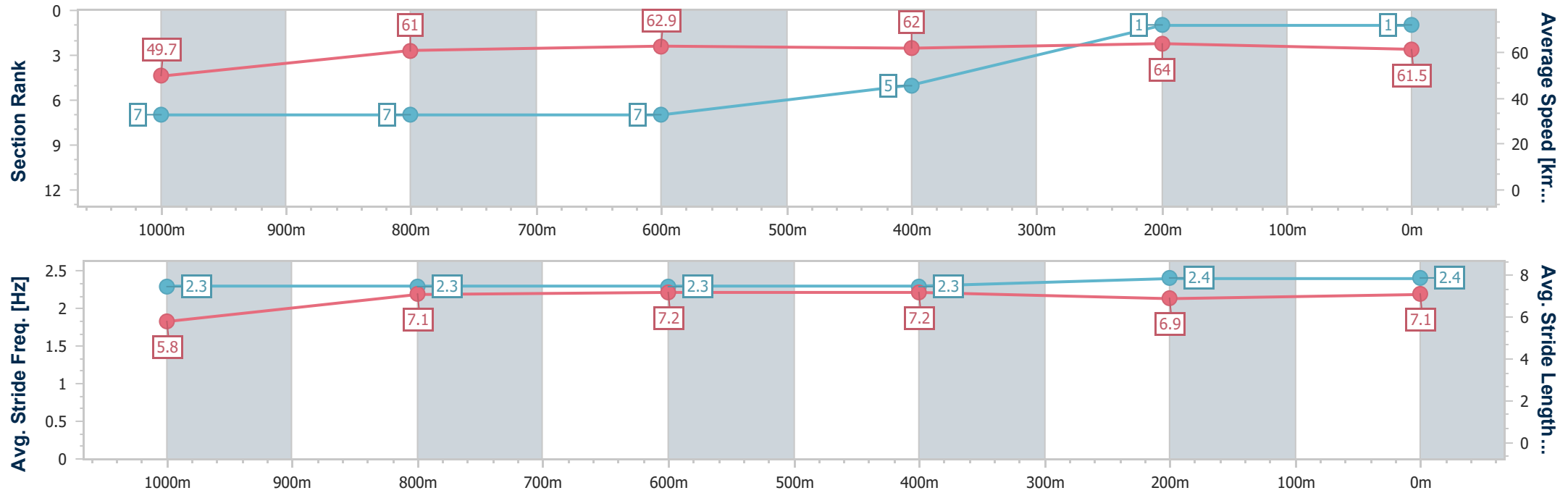
Sunshine Coast QLD Professional
Race 2: SECURE ACCESS I.T Maiden Plate - 1200m



23 February 2025 - 13:00

Track Rating: Soft 5, Weather: Overcast, Rail Position: +9m Entire

Section	Overall	1000m	800m	600m	400m	200m								
Section Times	1:12.70 [1] (0:14.56)	0:58.14 [7] (0:11.89)	0:46.25 [7] (0:11.64)	0:34.61 [7] (0:11.67)	0:22.94 [5] (0:11.26)	0:11.68 [1] (0:11.68)								
Average Speed [km/h]	49.7	61.0	62.9	62.0	64.0	61.5								
Top Speed [km/h]	62.8	63.2	63.6	63.6	65.2	63.7								
Avg. Dist. to Rail [m]	6.0	3.1	2.8	0.5	0.3	0.5								
Avg. Stride Freq. [Hz]	2.3	2.3	2.3	2.3	2.4	2.4								
Avg. Stride Length [m]	5.8	7.1	7.2	7.2	6.9	7.1								



- [] Ranking at each section and finish
- .-.- No data available at this section
- NA No data available



Horse/Jockey Name	Elrond
Final Rank	2
Fastest Section Time (Section)	0:11.60 (800m)
Top Speed [km/h] (Section)	63.3 (800m)
Race State	Finished



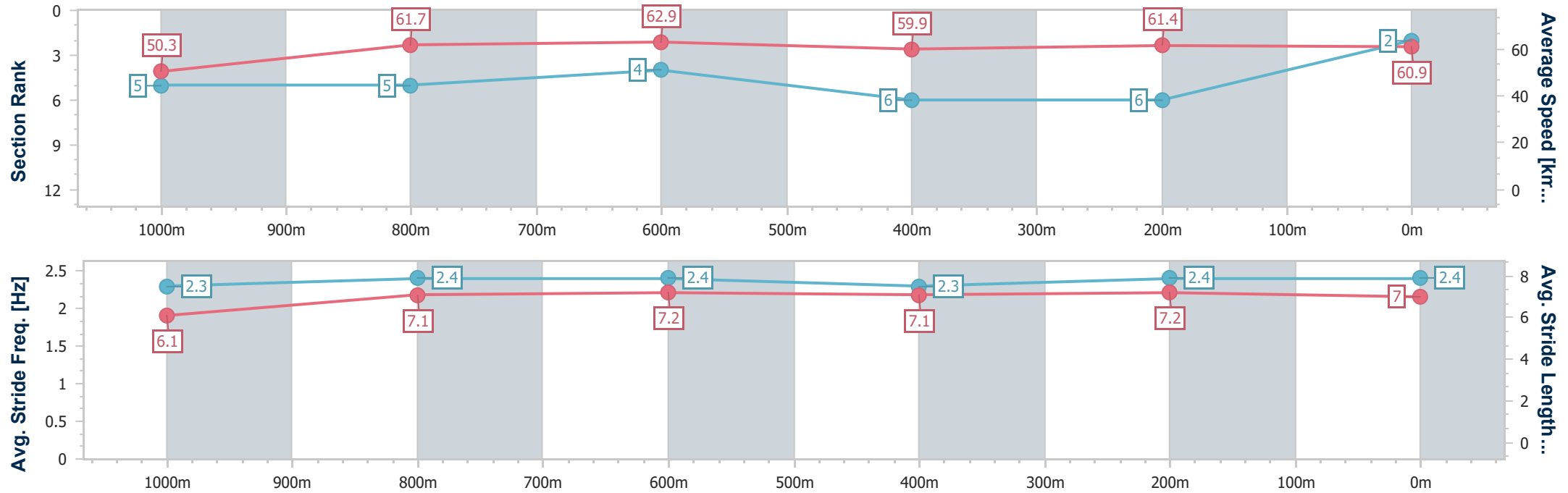
Sunshine Coast QLD Professional
Race 2: SECURE ACCESS I.T Maiden Plate - 1200m



23 February 2025 - 13:00

Track Rating: Soft 5, Weather: Overcast, Rail Position: +9m Entire

Section	Overall	1000m	800m	600m	400m	200m							
Section Times	1:13.37 [2] (0:14.30)	0:59.07 [5] (0:11.82)	0:47.25 [5] (0:11.60)	0:35.65 [4] (0:12.09)	0:23.56 [6] (0:11.72)	0:11.84 [6] (0:11.84)							
Average Speed [km/h]	50.3	61.7	62.9	59.9	61.4	60.9							
Top Speed [km/h]	62.7	62.7	63.3	63.1	62.8	62.6							
Avg. Dist. to Rail [m]	4.8	2.9	2.4	1.0	1.6	2.8							
Avg. Stride Freq. [Hz]	2.3	2.4	2.4	2.3	2.4	2.4							
Avg. Stride Length [m]	6.1	7.1	7.2	7.1	7.2	7.0							



- [] Ranking at each section and finish
- .-.- No data available at this section
- NA No data available



Horse/Jockey Name	Miss Highfalutin
Final Rank	3
Fastest Section Time (Section)	0:11.68 (1000m)
Top Speed [km/h] (Section)	64.0 (800m)
Race State	Finished



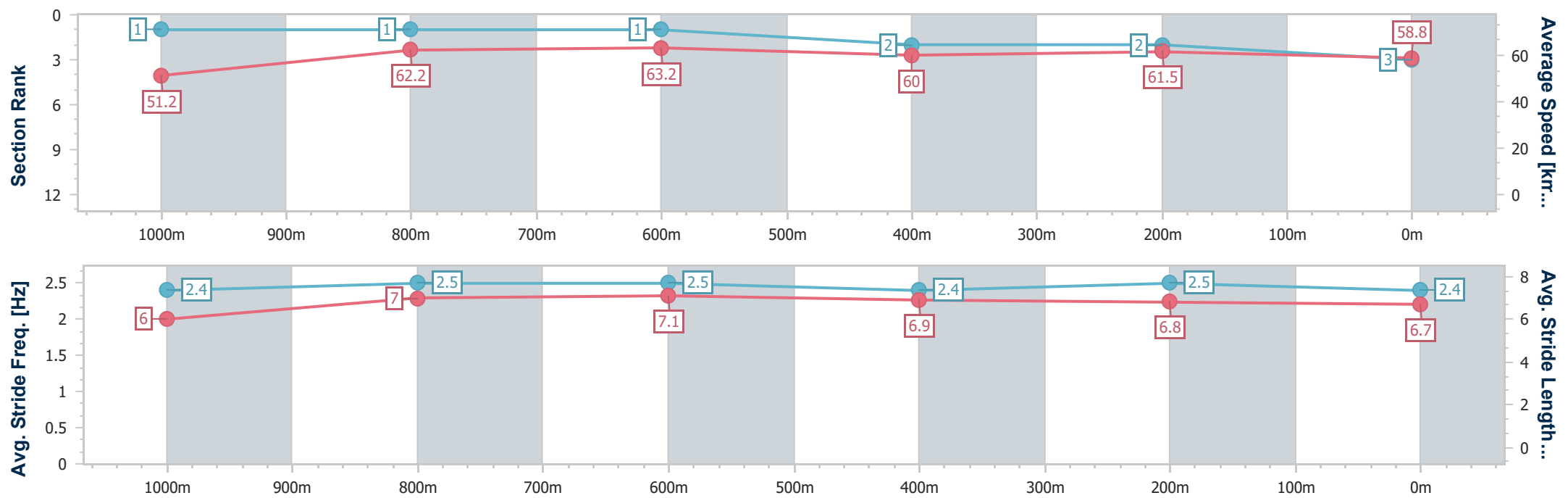
Sunshine Coast QLD Professional
Race 2: SECURE ACCESS I.T Maiden Plate - 1200m



23 February 2025 - 13:00

Track Rating: Soft 5, Weather: Overcast, Rail Position: +9m Entire

Section	Overall	1000m	800m	600m	400m	200m							
Section Times	1:13.47 [3] (0:14.03)	0:59.44 [1] (0:11.68)	0:47.76 [1] (0:11.68)	0:36.08 [1] (0:12.15)	0:23.93 [2] (0:11.68)	0:12.25 [2] (0:12.25)							
Average Speed [km/h]	51.2	62.2	63.2	60.0	61.5	58.8							
Top Speed [km/h]	62.5	62.8	64.0	61.5	62.3	61.0							
Avg. Dist. to Rail [m]	4.4	2.7	4.1	2.1	1.5	1.4							
Avg. Stride Freq. [Hz]	2.4	2.5	2.5	2.4	2.5	2.4							
Avg. Stride Length [m]	6.0	7.0	7.1	6.9	6.8	6.7							



- [] Ranking at each section and finish
- .-.- No data available at this section
- NA No data available



Horse/Jockey Name	Big Tech
Final Rank	4
Fastest Section Time (Section)	0:11.67 (800m)
Top Speed [km/h] (Section)	64.2 (600m)
Race State	Finished



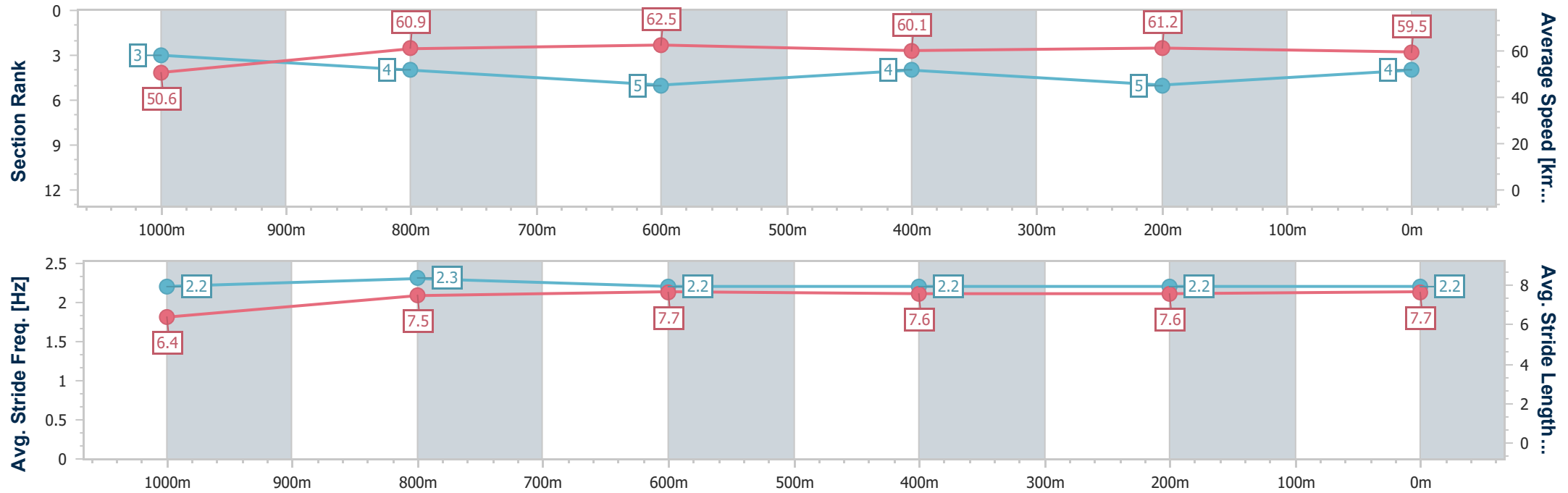
Sunshine Coast QLD Professional
Race 2: SECURE ACCESS I.T Maiden Plate - 1200m



23 February 2025 - 13:00

Track Rating: Soft 5, Weather: Overcast, Rail Position: +9m Entire

Section	Overall	1000m	800m	600m	400m	200m							
Section Times	1:13.59 [4] (0:14.19)	0:59.40 [3] (0:11.90)	0:47.50 [4] (0:11.67)	0:35.83 [5] (0:11.97)	0:23.86 [4] (0:11.78)	0:12.08 [5] (0:12.08)							
Average Speed [km/h]	50.6	60.9	62.5	60.1	61.2	59.5							
Top Speed [km/h]	62.0	61.9	64.0	64.2	61.8	61.2							
Avg. Dist. to Rail [m]	2.8	2.1	1.5	0.4	0.6	2.1							
Avg. Stride Freq. [Hz]	2.2	2.3	2.2	2.2	2.2	2.2							
Avg. Stride Length [m]	6.4	7.5	7.7	7.6	7.6	7.7							



[] Ranking at each section and finish
-.-.- No data available at this section
NA No data available



Horse/Jockey Name	Duke Of Lancaster
Final Rank	5
Fastest Section Time (Section)	0:11.62 (800m)
Top Speed [km/h] (Section)	63.6 (400m)
Race State	Finished



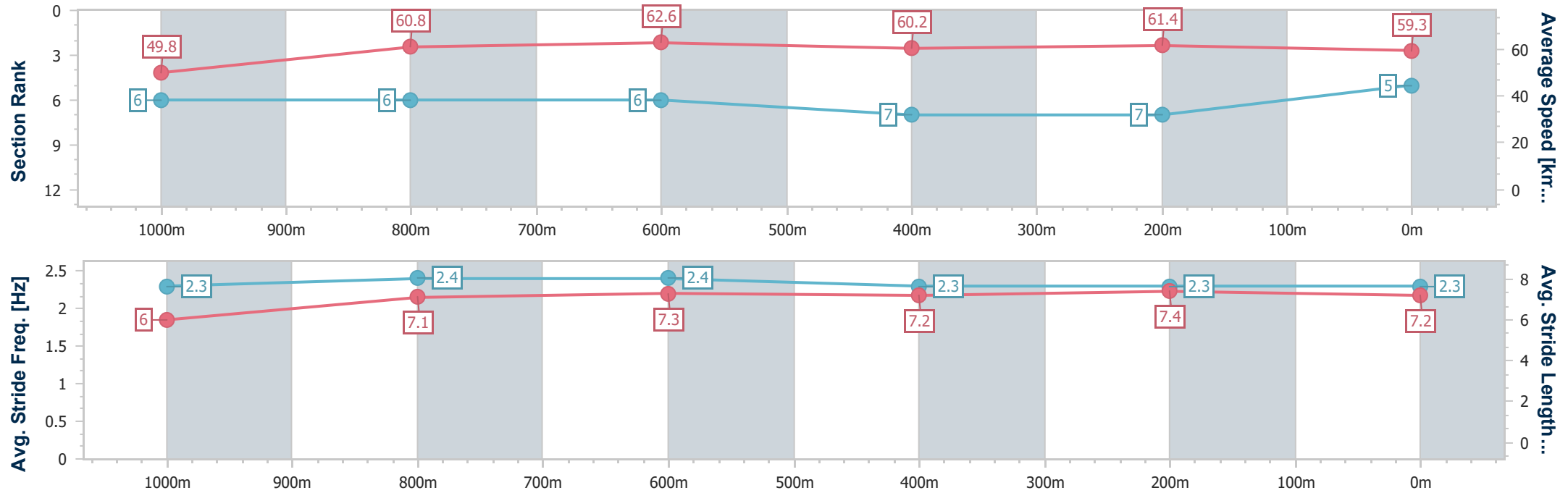
Sunshine Coast QLD Professional
Race 2: SECURE ACCESS I.T Maiden Plate - 1200m



23 February 2025 - 13:00

Track Rating: Soft 5, Weather: Overcast, Rail Position: +9m Entire

Section	Overall	1000m	800m	600m	400m	200m							
Section Times	1:13.82 [5] (0:14.49)	0:59.33 [6] (0:11.87)	0:47.46 [6] (0:11.62)	0:35.84 [6] (0:11.94)	0:23.90 [7] (0:11.71)	0:12.19 [7] (0:12.19)							
Average Speed [km/h]	49.8	60.8	62.6	60.2	61.4	59.3							
Top Speed [km/h]	62.9	62.7	63.5	63.4	63.6	62.6							
Avg. Dist. to Rail [m]	4.0	2.2	1.4	0.7	0.4	1.2							
Avg. Stride Freq. [Hz]	2.3	2.4	2.4	2.3	2.3	2.3							
Avg. Stride Length [m]	6.0	7.1	7.3	7.2	7.4	7.2							



- [] Ranking at each section and finish
- .-.- No data available at this section
- NA No data available



Horse/Jockey Name	Kabukicho
Final Rank	6
Fastest Section Time (Section)	0:11.65 (1000m)
Top Speed [km/h] (Section)	63.7 (800m)
Race State	Finished



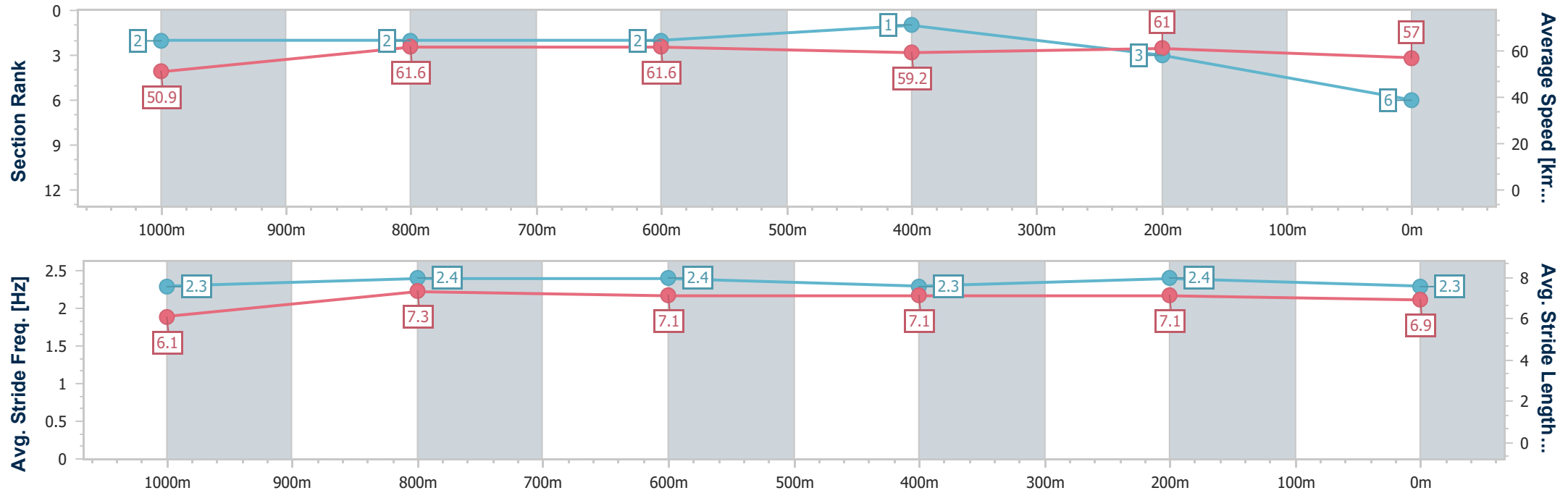
Sunshine Coast QLD Professional
Race 2: SECURE ACCESS I.T Maiden Plate - 1200m



23 February 2025 - 13:00

Track Rating: Soft 5, Weather: Overcast, Rail Position: +9m Entire

Section	Overall	1000m	800m	600m	400m	200m							
Section Times	1:13.97 [6] (0:14.15)	0:59.82 [2] (0:11.65)	0:48.17 [2] (0:11.66)	0:36.51 [2] (0:12.06)	0:24.45 [1] (0:11.86)	0:12.59 [3] (0:12.59)							
Average Speed [km/h]	50.9	61.6	61.6	59.2	61.0	57.0							
Top Speed [km/h]	63.4	62.8	63.7	60.6	61.5	60.4							
Avg. Dist. to Rail [m]	0.7	0.9	0.2	0.9	0.6	0.2							
Avg. Stride Freq. [Hz]	2.3	2.4	2.4	2.3	2.4	2.3							
Avg. Stride Length [m]	6.1	7.3	7.1	7.1	7.1	6.9							



- [] Ranking at each section and finish
- .-.- No data available at this section
- NA No data available



Horse/Jockey Name	Late Night Talking
Final Rank	7
Fastest Section Time (Section)	0:11.68 (1000m)
Top Speed [km/h] (Section)	63.2 (1000m)
Race State	Finished



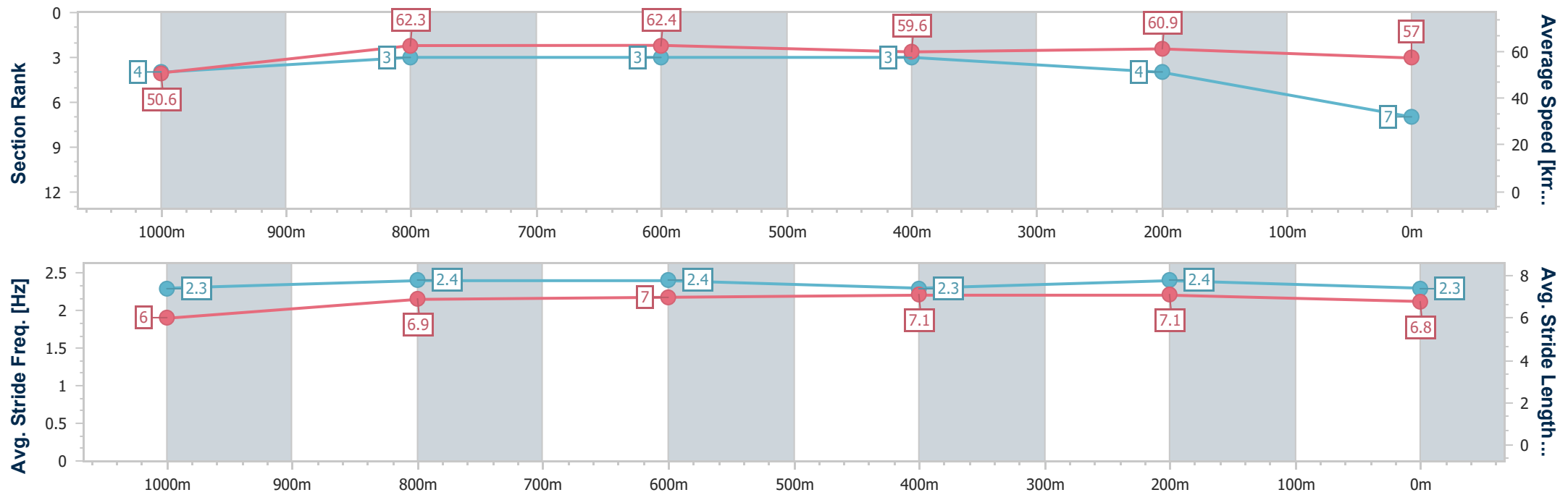
Sunshine Coast QLD Professional
Race 2: SECURE ACCESS I.T Maiden Plate - 1200m



23 February 2025 - 13:00

Track Rating: Soft 5, Weather: Overcast, Rail Position: +9m Entire

Section	Overall	1000m	800m	600m	400m	200m							
Section Times	1:14.16 [7] (0:14.20)	0:59.96 [4] (0:11.68)	0:48.28 [3] (0:11.72)	0:36.56 [3] (0:12.04)	0:24.52 [3] (0:11.84)	0:12.68 [4] (0:12.68)							
Average Speed [km/h]	50.6	62.3	62.4	59.6	60.9	57.0							
Top Speed [km/h]	62.0	63.2	62.7	61.4	61.4	60.2							
Avg. Dist. to Rail [m]	6.4	3.6	2.4	0.5	0.6	2.9							
Avg. Stride Freq. [Hz]	2.3	2.4	2.4	2.3	2.4	2.3							
Avg. Stride Length [m]	6.0	6.9	7.0	7.1	7.1	6.8							



[] Ranking at each section and finish
-.-.- No data available at this section
NA No data available



Horse/Jockey Name	Star Of The Nile
Final Rank	8
Fastest Section Time (Section)	0:11.44 (800m)
Top Speed [km/h] (Section)	65.8 (800m)
Race State	Finished



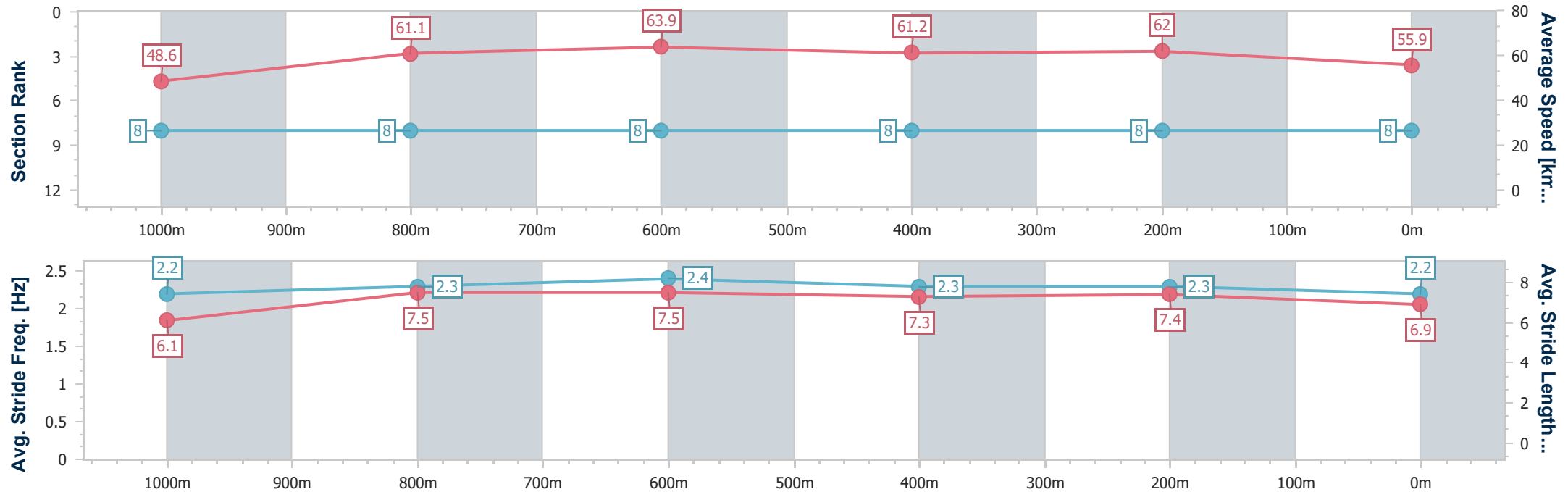
Sunshine Coast QLD Professional
Race 2: SECURE ACCESS I.T Maiden Plate - 1200m



23 February 2025 - 13:00

Track Rating: Soft 5, Weather: Overcast, Rail Position: +9m Entire

Section	Overall	1000m	800m	600m	400m	200m							
Section Times	1:14.54 [8] (0:14.86)	0:59.68 [8] (0:11.81)	0:47.87 [8] (0:11.44)	0:36.43 [8] (0:11.93)	0:24.50 [8] (0:11.63)	0:12.87 [8] (0:12.87)							
Average Speed [km/h]	48.6	61.1	63.9	61.2	62.0	55.9							
Top Speed [km/h]	62.6	63.2	65.8	63.4	63.0	61.1							
Avg. Dist. to Rail [m]	6.8	1.7	2.1	3.2	4.6	5.5							
Avg. Stride Freq. [Hz]	2.2	2.3	2.4	2.3	2.3	2.2							
Avg. Stride Length [m]	6.1	7.5	7.5	7.3	7.4	6.9							



[] Ranking at each section and finish
- - - - No data available at this section
NA No data available



Sunshine Coast QLD Professional
Race 3: VILI'S FAMILY BAKERY Maiden Plate - 1200m
23 February 2025 - 13:36



Track Rating: Soft 5, Weather: Overcast, Rail Position: +9m Entire

Section						Overall	1000m	800m	600m	400m	200m	Last 600m	
Field Times						1:12.31 (0:13.80)	0:58.51 (0:10.86)	0:47.65 (0:11.71)	0:35.94 (0:11.87)	0:24.07 (0:11.89)	0:12.18 (0:12.18)	0:35.94	
Rank	TAB	Horse/Jockey	Barrier	Top Speed [km/h]	Fastest Section							Margin	Distance Travelled [m]
1	10	BROOKLYN DAISY	1	65.5	0:11.30	1:12.31 [1]	0:58.35 [4]	0:47.05 [6]	0:35.39 [6]	0:23.75 [4]	0:12.15 [2]	1:12.31	0:35.39
		Kyle Wilson-Taylor		1000m	1000m	(0:13.96)	(0:11.30)	(0:11.66)	(0:11.64)	(0:11.60)	(0:12.15)		
2	1	CASTERLY ROCK	2	64.9	0:11.27	1:12.44 [2]	0:58.44 [6]	0:47.17 [7]	0:35.50 [7]	0:23.64 [7]	0:12.18 [3]	0.5L	0:35.50 +12
		Damien Thornton		1000m	1000m	(0:14.00)	(0:11.27)	(0:11.67)	(0:11.86)	(0:11.46)	(0:12.18)		
3	4	NO BRAKES	6	66.0	0:11.17	1:12.79 [3]	0:58.51 [10]	0:47.34 [9]	0:35.79 [9]	0:23.99 [7]	0:12.30 [5]	2.5L	0:35.79 +7
		Jag Guthmann-Chester		1000m	1000m	(0:14.28)	(0:11.17)	(0:11.55)	(0:11.80)	(0:11.69)	(0:12.30)		
4	5	DESERT LEGEND	5	65.3	0:11.25	1:12.84 [4]	0:58.68 [8]	0:47.43 [8]	0:35.93 [5]	0:24.16 [6]	0:12.49 [4]	2.7L	0:35.93 +7
		Robbie Dolan		1000m	1000m	(0:14.16)	(0:11.25)	(0:11.50)	(0:11.77)	(0:11.67)	(0:12.49)		
5	11	GAGNANTE ENCHERE	9	67.6	0:10.86	1:13.07 [5]	0:59.27 [1]	0:48.41 [1]	0:36.70 [1]	0:24.83 [1]	0:12.94 [1]	4L	0:36.70 +8
		Jim Byrne		1000m	1000m	(0:13.80)	(0:10.86)	(0:11.71)	(0:11.87)	(0:11.89)	(0:12.94)		
6	8	CHARDY	7	65.1	0:11.42	1:13.44 [6]	0:59.23 [9]	0:47.81 [10]	0:36.21 [10]	0:24.35 [9]	0:12.67 [9]	6L	0:36.21 +15
		Montana Philpot		1000m	1000m	(0:14.21)	(0:11.42)	(0:11.60)	(0:11.86)	(0:11.68)	(0:12.67)		
7	3	MOONLIGHT KICKS	4	66.2	0:11.14	1:13.84 [7]	1:00.01 [2]	0:48.87 [3]	0:37.25 [2]	0:25.40 [2]	0:13.30 [6]	8.3L	0:37.25 +8
		Jai Williams		1000m	1000m	(0:13.83)	(0:11.14)	(0:11.62)	(0:11.85)	(0:12.10)	(0:13.30)		
8	2	KENSINGTON'S JEWEL	8	65.4	0:11.28	1:13.85 [8]	0:59.88 [5]	0:48.60 [5]	0:36.91 [8]	0:24.71 [10]	0:12.86 [10]	8.4L	0:36.91 +15
		Corey Sutherland		1000m	1000m	(0:13.97)	(0:11.28)	(0:11.69)	(0:12.20)	(0:11.85)	(0:12.86)		
9	7	SUSPICIOUS AL	3	68.0	0:10.99	1:13.87 [9]	0:59.98 [3]	0:48.99 [2]	0:37.23 [3]	0:25.35 [3]	0:13.30 [7]	8.5L	0:37.23 +7
		Cejay Graham		1000m	1000m	(0:13.89)	(0:10.99)	(0:11.76)	(0:11.88)	(0:12.05)	(0:13.30)		
10	9	PRINCESS MONEYBAGS	10	67.5	0:10.97	1:14.57 [10]	1:00.42 [7]	0:49.45 [4]	0:37.90 [4]	0:25.96 [5]	0:13.82 [8]	12.5L	0:37.90 +13
		Jace McMurray		1000m	1000m	(0:14.15)	(0:10.97)	(0:11.55)	(0:11.94)	(0:12.14)	(0:13.82)		

Scratched: Suspicious Love (#12), Sand 'N' Power (#6)

Report Created: Sun 23 February 2025 14:05 GMT (Note: Timing is based on position data)

Page 1/11

[] Ranking at each section and finish
-:-:- No data available at this section
NA No data available

SCN Saddle cloth number
DNF Did not finish
DNT Did not track

data processed by  TRIPLESDATA



Horse/Jockey Name	Brooklyn Daisy
Final Rank	1
Fastest Section Time (Section)	0:11.30 (1000m)
Top Speed [km/h] (Section)	65.5 (1000m)
Race State	Finished



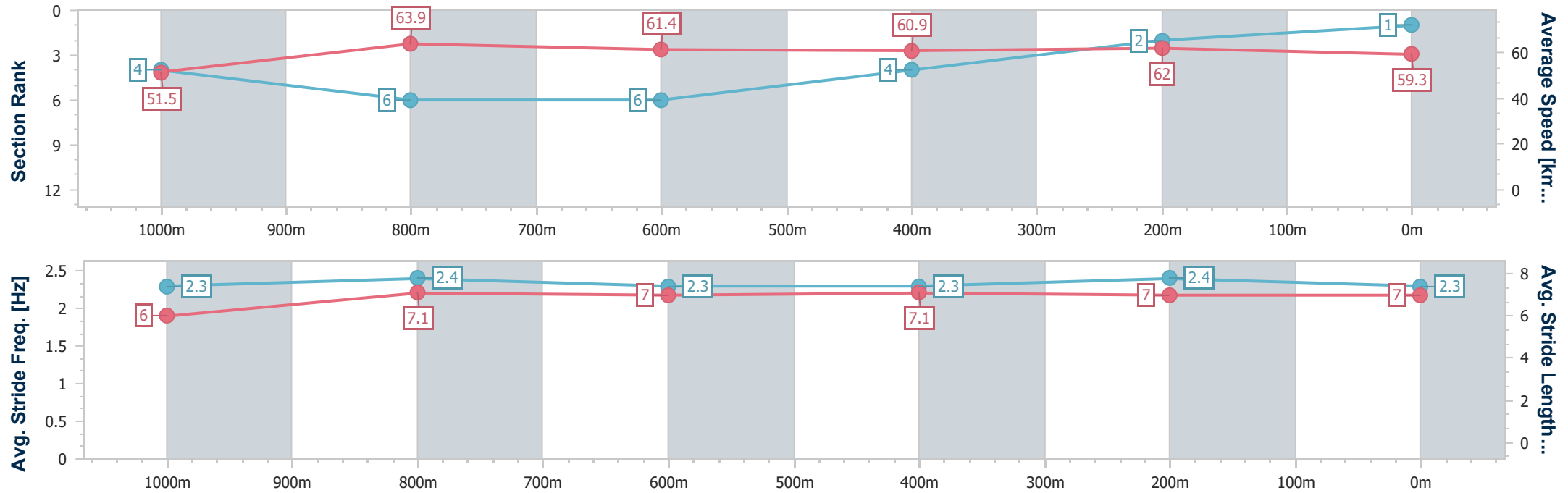
Sunshine Coast QLD Professional
Race 3: VILI'S FAMILY BAKERY Maiden Plate - 1200m



23 February 2025 - 13:36

Track Rating: Soft 5, Weather: Overcast, Rail Position: +9m Entire

Section	Overall	1000m	800m	600m	400m	200m							
Section Times	1:12.31 [1] (0:13.96)	0:58.35 [4] (0:11.30)	0:47.05 [6] (0:11.66)	0:35.39 [6] (0:11.64)	0:23.75 [4] (0:11.60)	0:12.15 [2] (0:12.15)							
Average Speed [km/h]	51.5	63.9	61.4	60.9	62.0	59.3							
Top Speed [km/h]	64.9	65.5	63.2	61.5	63.2	61.7							
Avg. Dist. to Rail [m]	2.3	0.9	0.7	3.1	2.2	2.2							
Avg. Stride Freq. [Hz]	2.3	2.4	2.3	2.3	2.4	2.3							
Avg. Stride Length [m]	6.0	7.1	7.0	7.1	7.0	7.0							



[] Ranking at each section and finish
-.-.- No data available at this section
NA No data available



Horse/Jockey Name	Casterly Rock
Final Rank	2
Fastest Section Time (Section)	0:11.27 (1000m)
Top Speed [km/h] (Section)	64.9 (1000m)
Race State	Finished



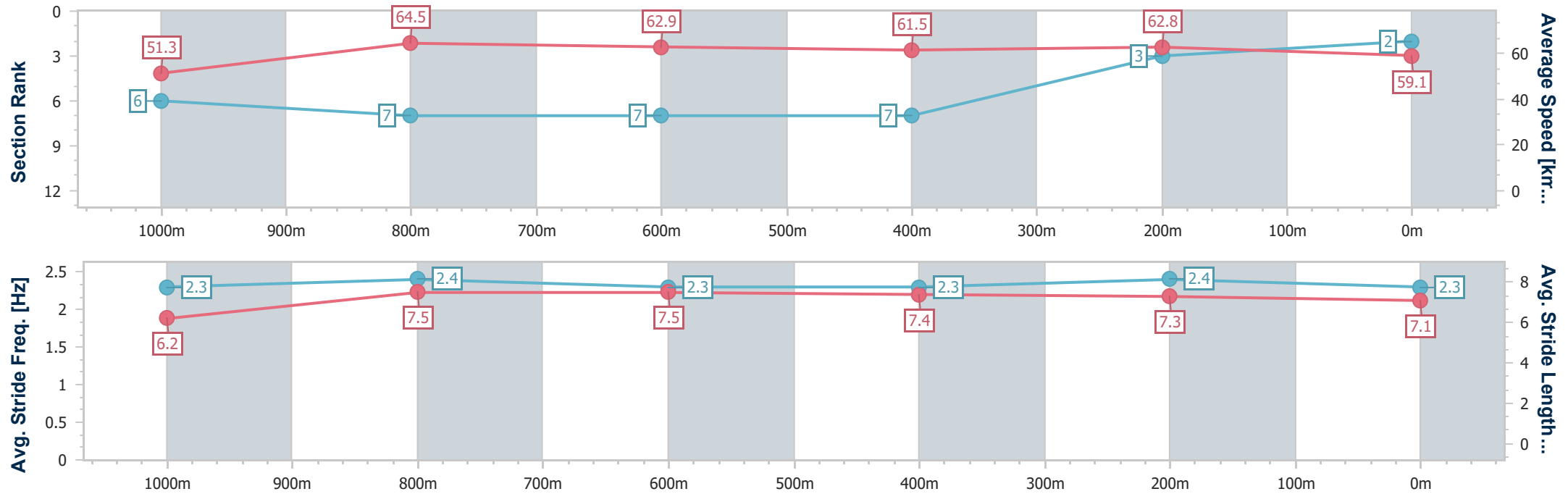
Sunshine Coast QLD Professional
Race 3: VILI'S FAMILY BAKERY Maiden Plate - 1200m



23 February 2025 - 13:36

Track Rating: Soft 5, Weather: Overcast, Rail Position: +9m Entire

Section	Overall	1000m	800m	600m	400m	200m							
Section Times	1:12.44 [2] (0:14.00)	0:58.44 [6] (0:11.27)	0:47.17 [7] (0:11.67)	0:35.50 [7] (0:11.86)	0:23.64 [7] (0:11.46)	0:12.18 [3] (0:12.18)							
Average Speed [km/h]	51.3	64.5	62.9	61.5	62.8	59.1							
Top Speed [km/h]	63.8	64.9	64.4	62.8	63.5	62.3							
Avg. Dist. to Rail [m]	3.6	3.1	3.0	2.5	3.5	3.4							
Avg. Stride Freq. [Hz]	2.3	2.4	2.3	2.3	2.4	2.3							
Avg. Stride Length [m]	6.2	7.5	7.5	7.4	7.3	7.1							



- [] Ranking at each section and finish
- .-.- No data available at this section
- NA No data available



Horse/Jockey Name	No Brakes
Final Rank	3
Fastest Section Time (Section)	0:11.17 (1000m)
Top Speed [km/h] (Section)	66.0 (1000m)
Race State	Finished



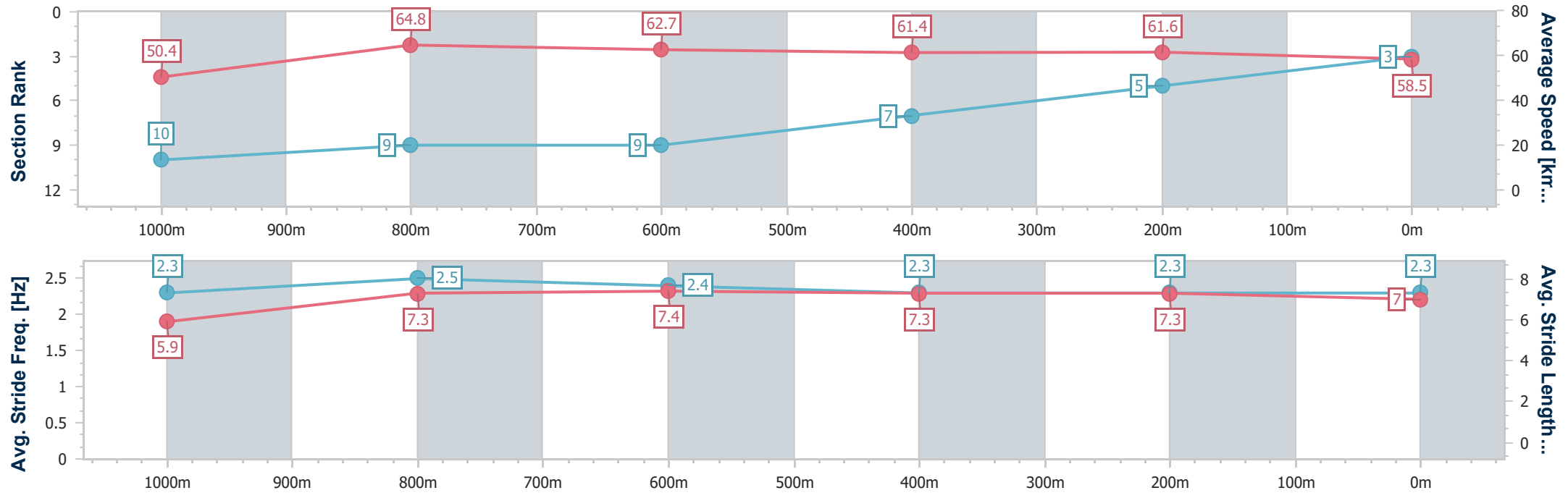
Sunshine Coast QLD Professional
Race 3: VILI'S FAMILY BAKERY Maiden Plate - 1200m



23 February 2025 - 13:36

Track Rating: Soft 5, Weather: Overcast, Rail Position: +9m Entire

Section	Overall	1000m	800m	600m	400m	200m							
Section Times	1:12.79 [3] (0:14.28)	0:58.51 [10] (0:11.17)	0:47.34 [9] (0:11.55)	0:35.79 [9] (0:11.80)	0:23.99 [7] (0:11.69)	0:12.30 [5] (0:12.30)							
Average Speed [km/h]	50.4	64.8	62.7	61.4	61.6	58.5							
Top Speed [km/h]	65.1	66.0	63.8	62.6	63.3	60.3							
Avg. Dist. to Rail [m]	5.8	2.2	1.1	0.8	1.6	2.8							
Avg. Stride Freq. [Hz]	2.3	2.5	2.4	2.3	2.3	2.3							
Avg. Stride Length [m]	5.9	7.3	7.4	7.3	7.3	7.0							



[] Ranking at each section and finish
- - - - No data available at this section
NA No data available



Horse/Jockey Name	Desert Legend
Final Rank	4
Fastest Section Time (Section)	0:11.25 (1000m)
Top Speed [km/h] (Section)	65.3 (1000m)
Race State	Finished



Sunshine Coast QLD Professional

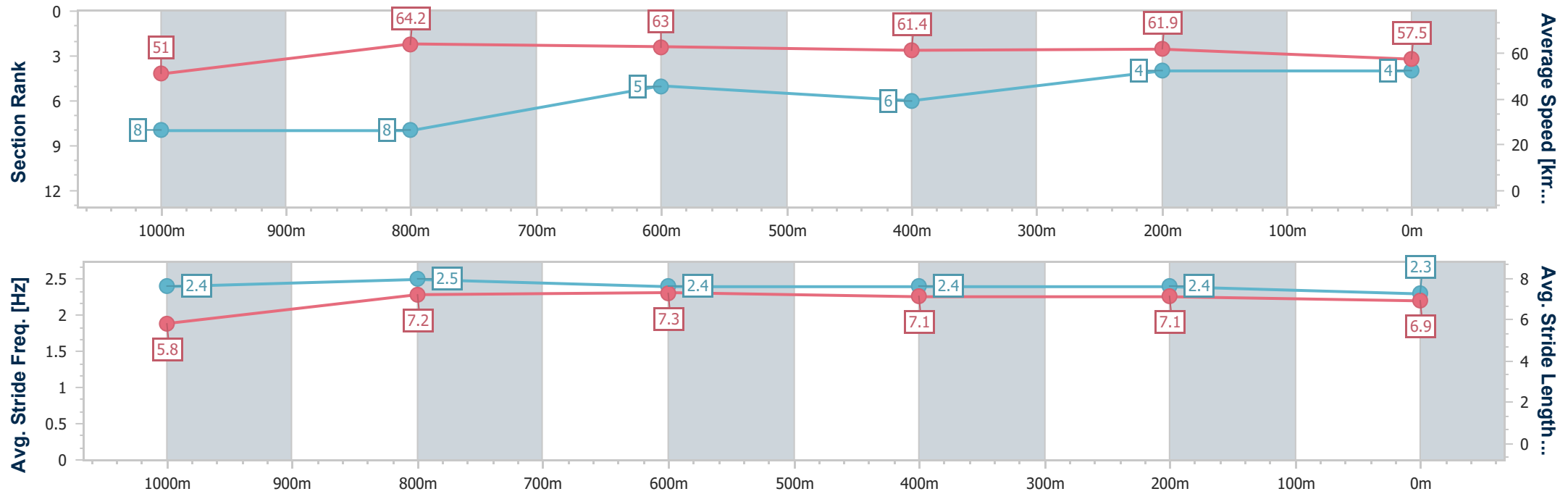
Race 3: VILI'S FAMILY BAKERY Maiden Plate - 1200m



23 February 2025 - 13:36

Track Rating: Soft 5, Weather: Overcast, Rail Position: +9m Entire

Section	Overall	1000m	800m	600m	400m	200m							
Section Times	1:12.84 [4] (0:14.16)	0:58.68 [8] (0:11.25)	0:47.43 [8] (0:11.50)	0:35.93 [5] (0:11.77)	0:24.16 [6] (0:11.67)	0:12.49 [4] (0:12.49)							
Average Speed [km/h]	51.0	64.2	63.0	61.4	61.9	57.5							
Top Speed [km/h]	63.9	65.3	64.0	62.4	62.8	60.2							
Avg. Dist. to Rail [m]	5.7	2.2	1.2	0.5	0.9	1.1							
Avg. Stride Freq. [Hz]	2.4	2.5	2.4	2.4	2.4	2.3							
Avg. Stride Length [m]	5.8	7.2	7.3	7.1	7.1	6.9							



- [] Ranking at each section and finish
- .-.- No data available at this section
- NA No data available



Horse/Jockey Name	Gagnante Enchere
Final Rank	5
Fastest Section Time (Section)	0:10.86 (1000m)
Top Speed [km/h] (Section)	67.6 (1000m)
Race State	Finished



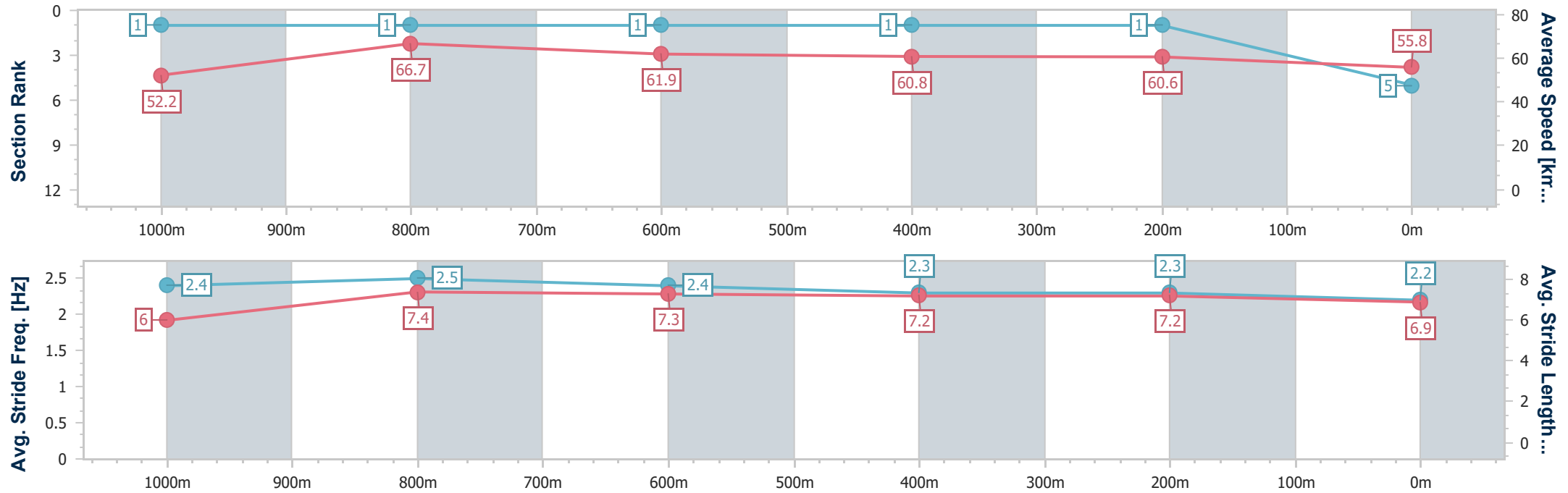
Sunshine Coast QLD Professional
Race 3: VILI'S FAMILY BAKERY Maiden Plate - 1200m



23 February 2025 - 13:36

Track Rating: Soft 5, Weather: Overcast, Rail Position: +9m Entire

Section	Overall	1000m	800m	600m	400m	200m								
Section Times	1:13.07 [5] (0:13.80)	0:59.27 [1] (0:10.86)	0:48.41 [1] (0:11.71)	0:36.70 [1] (0:11.87)	0:24.83 [1] (0:11.89)	0:12.94 [1] (0:12.94)								
Average Speed [km/h]	52.2	66.7	61.9	60.8	60.6	55.8								
Top Speed [km/h]	67.3	67.6	64.0	61.6	61.6	59.0								
Avg. Dist. to Rail [m]	9.4	3.3	1.1	0.5	0.4	0.2								
Avg. Stride Freq. [Hz]	2.4	2.5	2.4	2.3	2.3	2.2								
Avg. Stride Length [m]	6.0	7.4	7.3	7.2	7.2	6.9								



- [] Ranking at each section and finish
- .-.- No data available at this section
- NA No data available



Horse/Jockey Name	Chardy
Final Rank	6
Fastest Section Time (Section)	0:11.42 (1000m)
Top Speed [km/h] (Section)	65.1 (1000m)
Race State	Finished



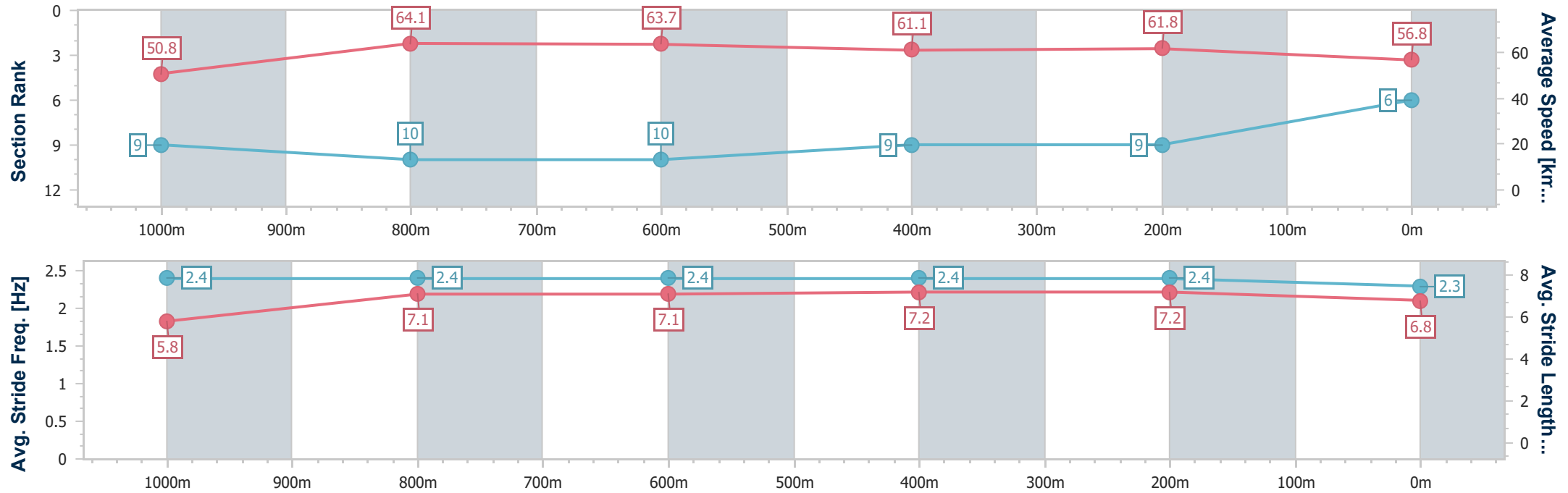
Sunshine Coast QLD Professional
Race 3: VILI'S FAMILY BAKERY Maiden Plate - 1200m



23 February 2025 - 13:36

Track Rating: Soft 5, Weather: Overcast, Rail Position: +9m Entire

Section	Overall	1000m	800m	600m	400m	200m							
Section Times	1:13.44 [6] (0:14.21)	0:59.23 [9] (0:11.42)	0:47.81 [10] (0:11.60)	0:36.21 [10] (0:11.86)	0:24.35 [9] (0:11.68)	0:12.67 [9] (0:12.67)							
Average Speed [km/h]	50.8	64.1	63.7	61.1	61.8	56.8							
Top Speed [km/h]	63.9	65.1	64.4	62.6	63.0	60.2							
Avg. Dist. to Rail [m]	7.6	4.8	4.6	1.6	1.0	3.5							
Avg. Stride Freq. [Hz]	2.4	2.4	2.4	2.4	2.4	2.3							
Avg. Stride Length [m]	5.8	7.1	7.1	7.2	7.2	6.8							



- [] Ranking at each section and finish
- .-.- No data available at this section
- NA No data available



Horse/Jockey Name	Moonlight Kicks
Final Rank	7
Fastest Section Time (Section)	0:11.14 (1000m)
Top Speed [km/h] (Section)	66.2 (1000m)
Race State	Finished



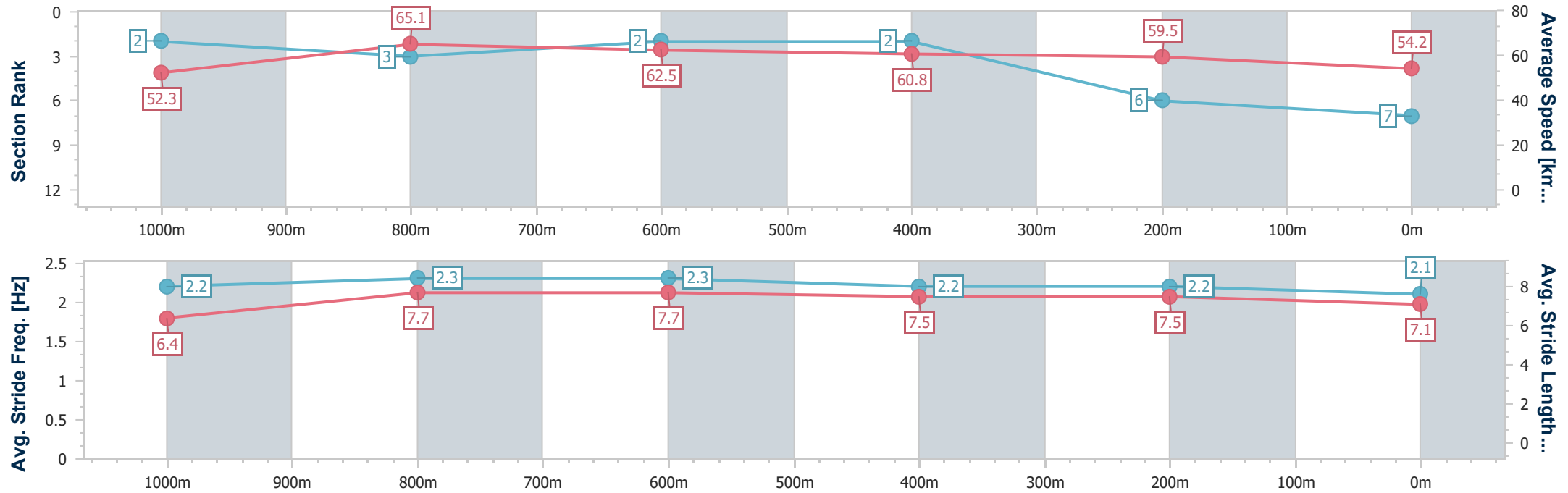
Sunshine Coast QLD Professional
Race 3: VILI'S FAMILY BAKERY Maiden Plate - 1200m



23 February 2025 - 13:36

Track Rating: Soft 5, Weather: Overcast, Rail Position: +9m Entire

Section	Overall	1000m	800m	600m	400m	200m							
Section Times	1:13.84 [7] (0:13.83)	1:00.01 [2] (0:11.14)	0:48.87 [3] (0:11.62)	0:37.25 [2] (0:11.85)	0:25.40 [2] (0:12.10)	0:13.30 [6] (0:13.30)							
Average Speed [km/h]	52.3	65.1	62.5	60.8	59.5	54.2							
Top Speed [km/h]	65.4	66.2	64.0	61.7	60.9	57.7							
Avg. Dist. to Rail [m]	5.1	2.6	1.9	0.5	0.8	1.6							
Avg. Stride Freq. [Hz]	2.2	2.3	2.3	2.2	2.2	2.1							
Avg. Stride Length [m]	6.4	7.7	7.7	7.5	7.5	7.1							



- [] Ranking at each section and finish
- .-.- No data available at this section
- NA No data available



Horse/Jockey Name	Kensington's Jewel
Final Rank	8
Fastest Section Time (Section)	0:11.28 (1000m)
Top Speed [km/h] (Section)	65.4 (1000m)
Race State	Finished



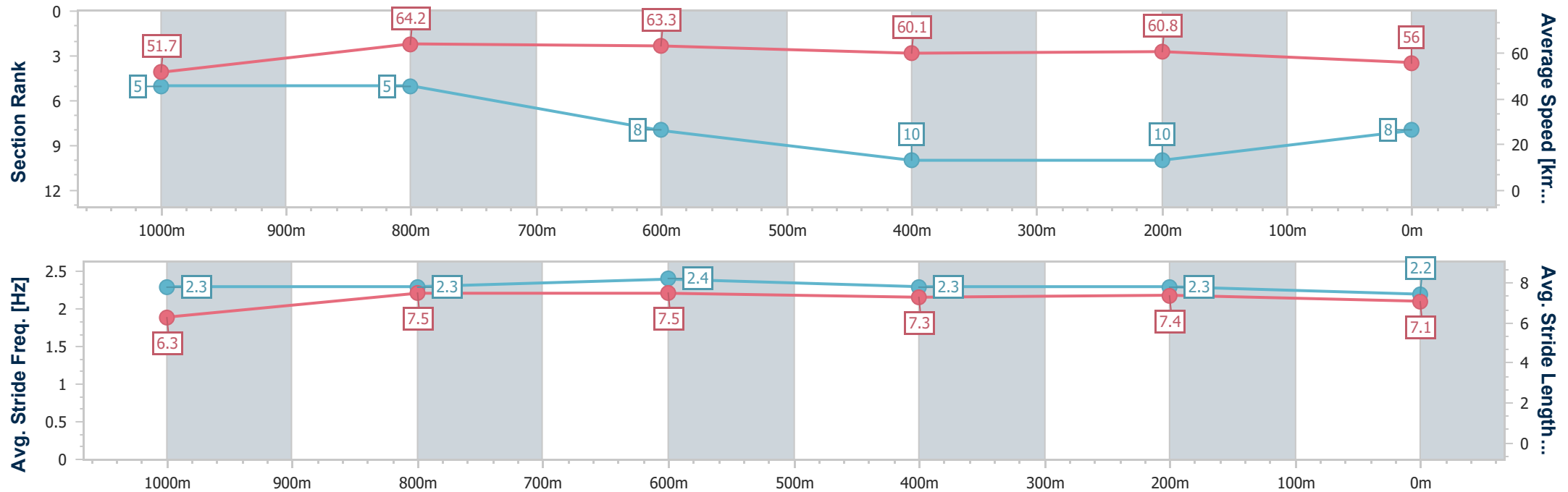
Sunshine Coast QLD Professional
Race 3: VILI'S FAMILY BAKERY Maiden Plate - 1200m



23 February 2025 - 13:36

Track Rating: Soft 5, Weather: Overcast, Rail Position: +9m Entire

Section	Overall	1000m	800m	600m	400m	200m							
Section Times	1:13.85 [8] (0:13.97)	0:59.88 [5] (0:11.28)	0:48.60 [5] (0:11.69)	0:36.91 [8] (0:12.20)	0:24.71 [10] (0:11.85)	0:12.86 [10] (0:12.86)							
Average Speed [km/h]	51.7	64.2	63.3	60.1	60.8	56.0							
Top Speed [km/h]	64.4	65.4	64.4	61.0	61.3	59.9							
Avg. Dist. to Rail [m]	8.1	4.0	4.1	3.4	4.1	5.8							
Avg. Stride Freq. [Hz]	2.3	2.3	2.4	2.3	2.3	2.2							
Avg. Stride Length [m]	6.3	7.5	7.5	7.3	7.4	7.1							



- [] Ranking at each section and finish
- .-.- No data available at this section
- NA No data available



Horse/Jockey Name	Suspicious AI
Final Rank	9
Fastest Section Time (Section)	0:10.99 (1000m)
Top Speed [km/h] (Section)	68.0 (1000m)
Race State	Finished



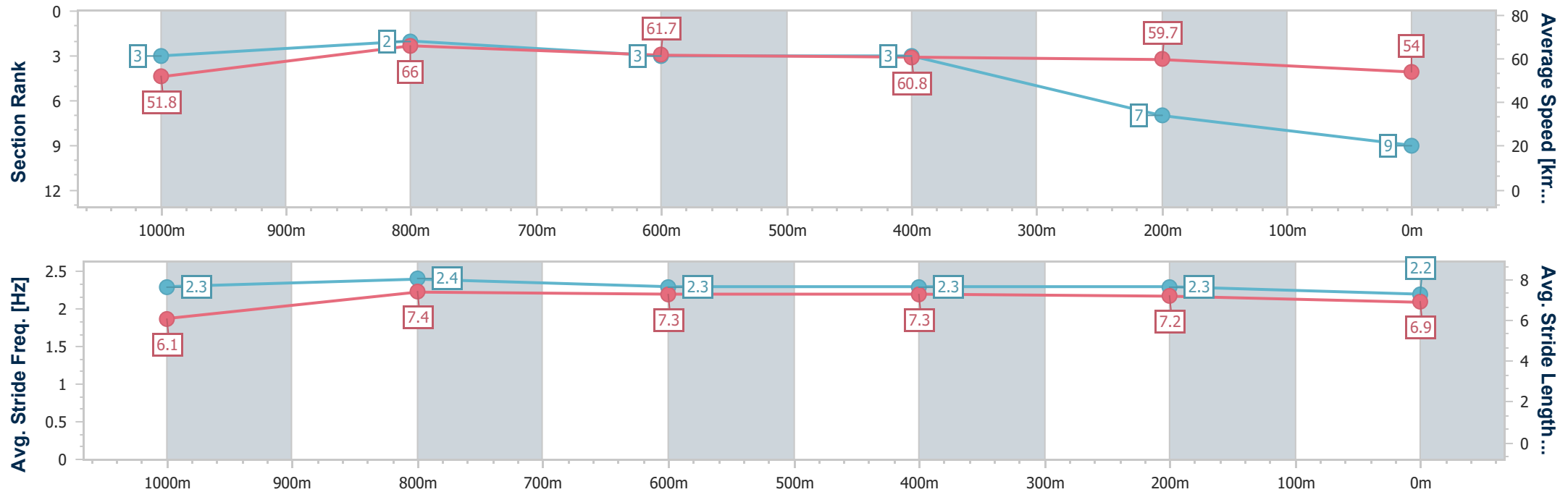
Sunshine Coast QLD Professional
Race 3: VILI'S FAMILY BAKERY Maiden Plate - 1200m



23 February 2025 - 13:36

Track Rating: Soft 5, Weather: Overcast, Rail Position: +9m Entire

Section	Overall	1000m	800m	600m	400m	200m							
Section Times	1:13.87 [9] (0:13.89)	0:59.98 [3] (0:10.99)	0:48.99 [2] (0:11.76)	0:37.23 [3] (0:11.88)	0:25.35 [3] (0:12.05)	0:13.30 [7] (0:13.30)							
Average Speed [km/h]	51.8	66.0	61.7	60.8	59.7	54.0							
Top Speed [km/h]	67.5	68.0	63.5	62.0	61.6	57.0							
Avg. Dist. to Rail [m]	4.2	2.2	1.4	0.3	0.2	0.5							
Avg. Stride Freq. [Hz]	2.3	2.4	2.3	2.3	2.3	2.2							
Avg. Stride Length [m]	6.1	7.4	7.3	7.3	7.2	6.9							



- [] Ranking at each section and finish
- .-.- No data available at this section
- NA No data available



Horse/Jockey Name	Princess Moneybags
Final Rank	10
Fastest Section Time (Section)	0:10.97 (1000m)
Top Speed [km/h] (Section)	67.5 (1000m)
Race State	Finished



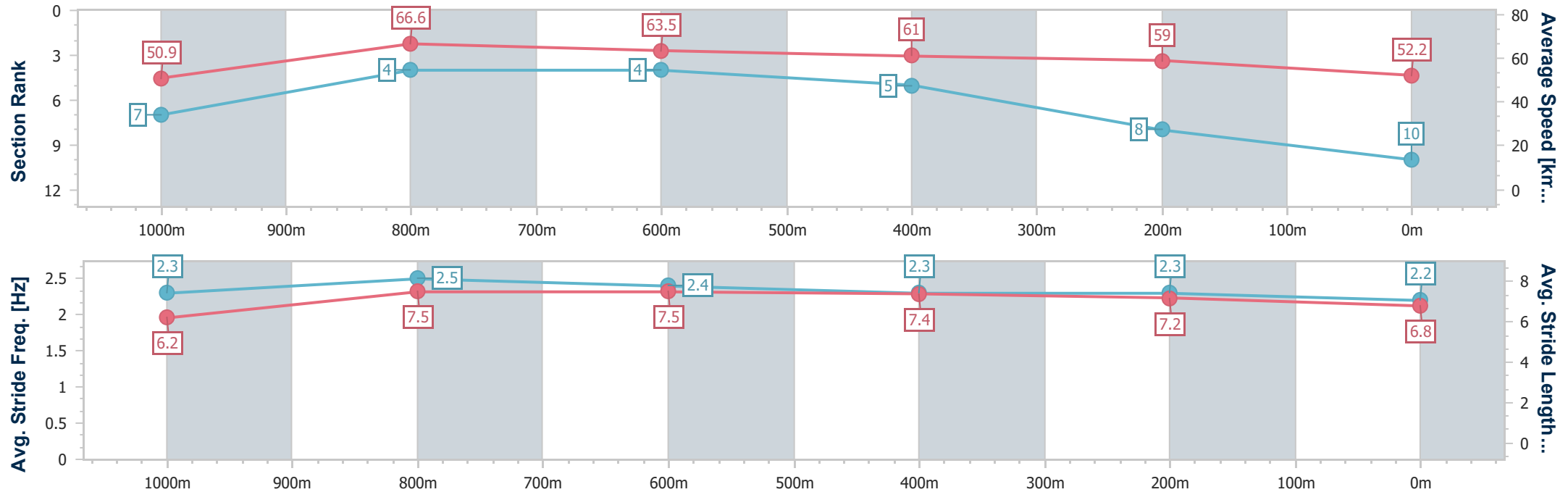
Sunshine Coast QLD Professional
Race 3: VILI'S FAMILY BAKERY Maiden Plate - 1200m



23 February 2025 - 13:36

Track Rating: Soft 5, Weather: Overcast, Rail Position: +9m Entire

Section	Overall	1000m	800m	600m	400m	200m							
Section Times	1:14.57 [10] (0:14.15)	1:00.42 [7] (0:10.97)	0:49.45 [4] (0:11.55)	0:37.90 [4] (0:11.94)	0:25.96 [5] (0:12.14)	0:13.82 [8] (0:13.82)							
Average Speed [km/h]	50.9	66.6	63.5	61.0	59.0	52.2							
Top Speed [km/h]	65.4	67.5	65.3	61.6	61.0	57.2							
Avg. Dist. to Rail [m]	10.2	5.7	3.2	1.9	3.2	3.2							
Avg. Stride Freq. [Hz]	2.3	2.5	2.4	2.3	2.3	2.2							
Avg. Stride Length [m]	6.2	7.5	7.5	7.4	7.2	6.8							



- [] Ranking at each section and finish
- .-.- No data available at this section
- NA No data available



Sunshine Coast QLD Professional
Race 4: WISHLIST BENCHMARK 65 Handicap - 1000m
23 February 2025 - 14:10



Track Rating: Soft 5, Weather: Overcast, Rail Position: +9m Entire

Section						Overall	800m	600m	400m	200m			Last 600m	
Field Times						0:58.84 (0:13.43)	0:45.41 (0:10.79)	0:34.62 (0:10.92)	0:23.70 (0:11.27)	0:12.43 (0:12.43)			0:34.62	
Rank	TAB	Horse/Jockey	Barrier	Top Speed [km/h]	Fastest Section								Margin	Distance Travelled [m]
1	4	INVINOVICH	4	68.5	0:10.73	0:58.84 [1]	0:44.95 [5]	0:34.22 [6]	0:23.21 [5]	0:12.25 [2]	0:58.84	0:34.22		
		Corey Sutherland		800m	800m	(0:13.89)	(0:10.73)	(0:11.01)	(0:10.96)	(0:12.25)				
2	3	MR ENCORE	2	69.0	0:10.79	0:58.89 [2]	0:45.46 [1]	0:34.67 [1]	0:23.75 [1]	0:12.48 [1]	0.2L	0:34.67	-9	
		Ryan Wiggins		Overall	800m	(0:13.43)	(0:10.79)	(0:10.92)	(0:11.27)	(0:12.48)				
3	5	KAT CHINNA	1	69.1	0:10.79	0:59.04 [3]	0:45.57 [3]	0:34.78 [3]	0:23.65 [2]	0:12.41 [3]	1L	0:34.78	-3	
		Nikita Beriman		800m	800m	(0:13.47)	(0:10.79)	(0:11.13)	(0:11.24)	(0:12.41)				
4	7	TSARINA SOPHIA	6	70.5	0:10.48	0:59.11 [4]	0:45.05 [7]	0:34.57 [5]	0:23.45 [6]	0:12.22 [6]	1.3L	0:34.57	-3	
		Angela Jones		800m	800m	(0:14.06)	(0:10.48)	(0:11.12)	(0:11.23)	(0:12.22)				
5	2	DARE TO SHARE	3	69.4	0:10.76	0:59.19 [5]	0:45.64 [4]	0:34.88 [4]	0:23.58 [4]	0:12.31 [5]	1.6L	0:34.88	+1	
		Paul Hamblin		800m	800m	(0:13.55)	(0:10.76)	(0:11.30)	(0:11.27)	(0:12.31)				
6	10	BENGAL DIAMOND	8	69.2	0:10.60	0:59.25 [6]	0:44.84 [8]	0:34.24 [8]	0:23.27 [8]	0:12.20 [8]	1.8L	0:34.24	+0	
		Emily Lang		800m	800m	(0:14.41)	(0:10.60)	(0:10.97)	(0:11.07)	(0:12.20)				
7	1	KRAKARIB	5	69.5	0:10.78	0:59.49 [7]	0:46.04 [2]	0:35.26 [2]	0:23.96 [3]	0:12.63 [4]	3.1L	0:35.26	+4	
		Jace McMurray		Overall	800m	(0:13.45)	(0:10.78)	(0:11.30)	(0:11.33)	(0:12.63)				
8	13	MR POLAR	7	68.9	0:10.82	0:59.51 [8]	0:45.51 [6]	0:34.69 [7]	0:23.67 [7]	0:12.49 [7]	3.2L	0:34.69	-1	
		Jake Bayliss		800m	800m	(0:14.00)	(0:10.82)	(0:11.02)	(0:11.18)	(0:12.49)				

Scratched: Albion Square (#9), Limahuli (#6), Iphimedia (#8), Missile One (#11), Pacific Pirate (#12)



Horse/Jockey Name	Invinovich
Final Rank	1
Fastest Section Time (Section)	0:10.73 (800m)
Top Speed [km/h] (Section)	68.5 (800m)
Race State	Finished



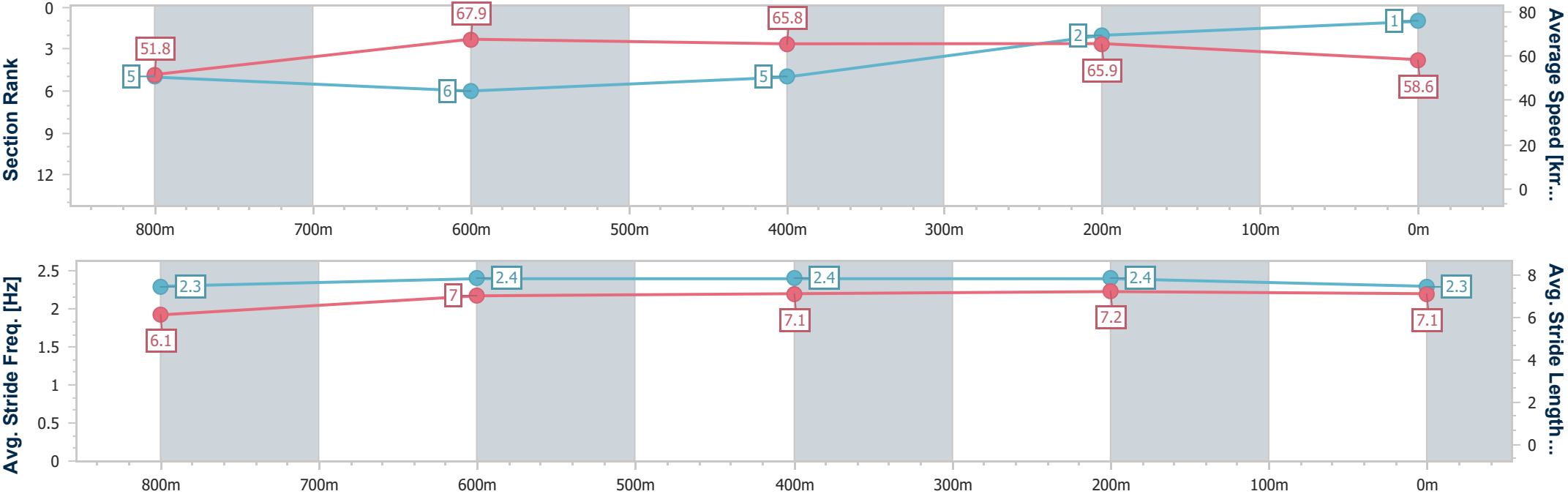
Sunshine Coast QLD Professional
Race 4: WISHLIST BENCHMARK 65 Handicap - 1000m



23 February 2025 - 14:10

Track Rating: Soft 5, Weather: Overcast, Rail Position: +9m Entire

Section	Overall	800m	600m	400m	200m															
Section Times	0:58.84 [1] (0:13.89)	0:44.95 [5] (0:10.73)	0:34.22 [6] (0:11.01)	0:23.21 [5] (0:10.96)	0:12.25 [2] (0:12.25)															
Average Speed [km/h]	51.8	67.9	65.8	65.9	58.6															
Top Speed [km/h]	68.1	68.5	66.6	66.3	63.7															
Avg. Dist. to Rail [m]	4.4	2.4	1.4	3.8	5.1															
Avg. Stride Freq. [Hz]	2.3	2.4	2.4	2.4	2.3															
Avg. Stride Length [m]	6.1	7.0	7.1	7.2	7.1															



[] Ranking at each section and finish
-.-.- No data available at this section
NA No data available



Horse/Jockey Name	Mr Encore
Final Rank	2
Fastest Section Time (Section)	0:10.79 (800m)
Top Speed [km/h] (Section)	69.0 (Overall)
Race State	Finished



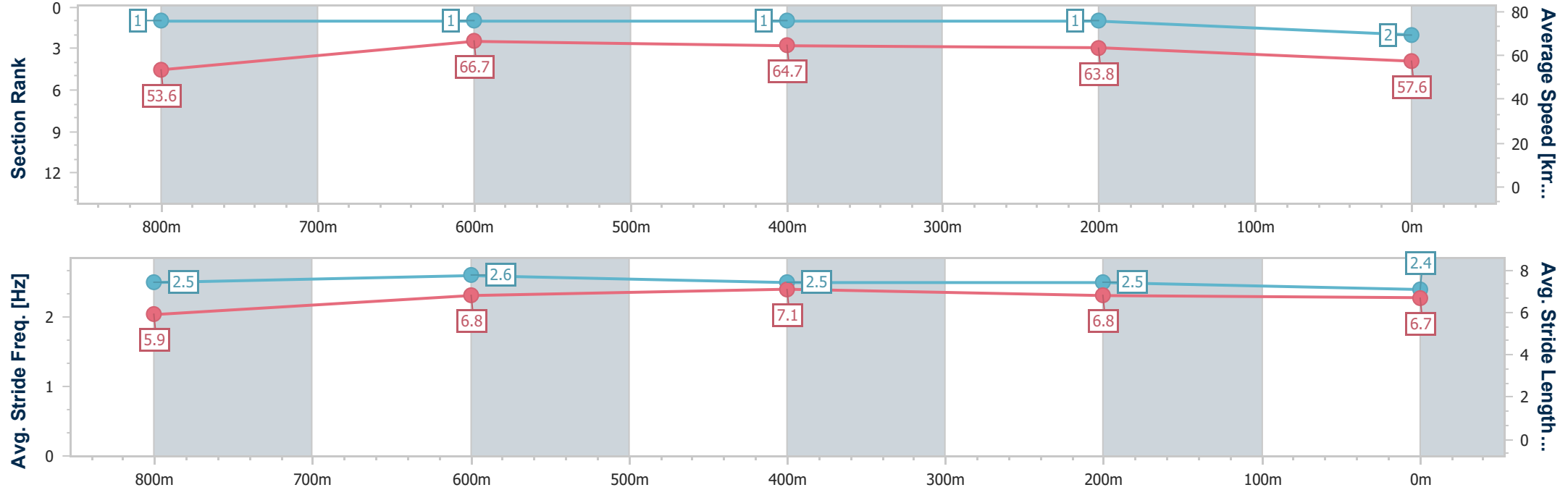
Sunshine Coast QLD Professional
Race 4: WISHLIST BENCHMARK 65 Handicap - 1000m



23 February 2025 - 14:10

Track Rating: Soft 5, Weather: Overcast, Rail Position: +9m Entire

Section	Overall	800m	600m	400m	200m										
Section Times	0:58.89 [2] (0:13.43)	0:45.46 [1] (0:10.79)	0:34.67 [1] (0:10.92)	0:23.75 [1] (0:11.27)	0:12.48 [1] (0:12.48)										
Average Speed [km/h]	53.6	66.7	64.7	63.8	57.6										
Top Speed [km/h]	69.0	69.0	66.1	65.1	61.0										
Avg. Dist. to Rail [m]	2.5	1.4	3.3	1.1	1.1										
Avg. Stride Freq. [Hz]	2.5	2.6	2.5	2.5	2.4										
Avg. Stride Length [m]	5.9	6.8	7.1	6.8	6.7										



- [] Ranking at each section and finish
- .-.- No data available at this section
- NA No data available



Horse/Jockey Name	Kat Chinna
Final Rank	3
Fastest Section Time (Section)	0:10.79 (800m)
Top Speed [km/h] (Section)	69.1 (800m)
Race State	Finished



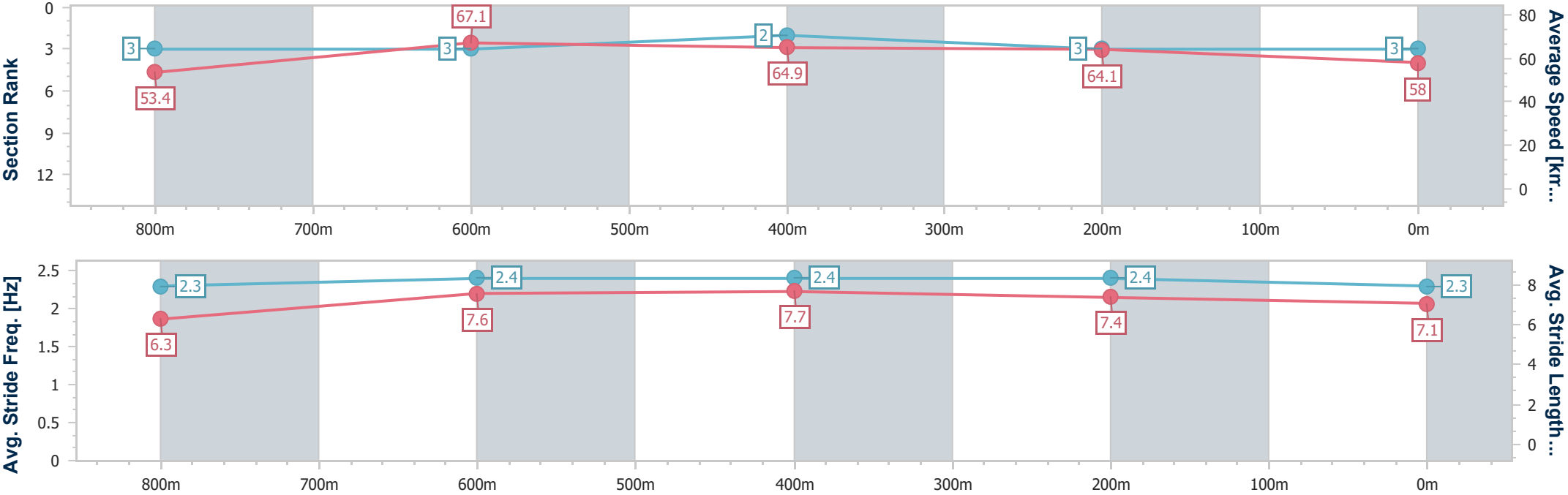
Sunshine Coast QLD Professional
Race 4: WISHLIST BENCHMARK 65 Handicap - 1000m



23 February 2025 - 14:10

Track Rating: Soft 5, Weather: Overcast, Rail Position: +9m Entire

Section	Overall	800m	600m	400m	200m										
Section Times	0:59.04 [3] (0:13.47)	0:45.57 [3] (0:10.79)	0:34.78 [3] (0:11.13)	0:23.65 [2] (0:11.24)	0:12.41 [3] (0:12.41)										
Average Speed [km/h]	53.4	67.1	64.9	64.1	58.0										
Top Speed [km/h]	68.3	69.1	66.0	66.2	61.8										
Avg. Dist. to Rail [m]	1.8	1.5	0.6	2.0	3.1										
Avg. Stride Freq. [Hz]	2.3	2.4	2.4	2.4	2.3										
Avg. Stride Length [m]	6.3	7.6	7.7	7.4	7.1										



[] Ranking at each section and finish
-.-.- No data available at this section
NA No data available



Horse/Jockey Name	Tsarina Sophia
Final Rank	4
Fastest Section Time (Section)	0:10.48 (800m)
Top Speed [km/h] (Section)	70.5 (800m)
Race State	Finished



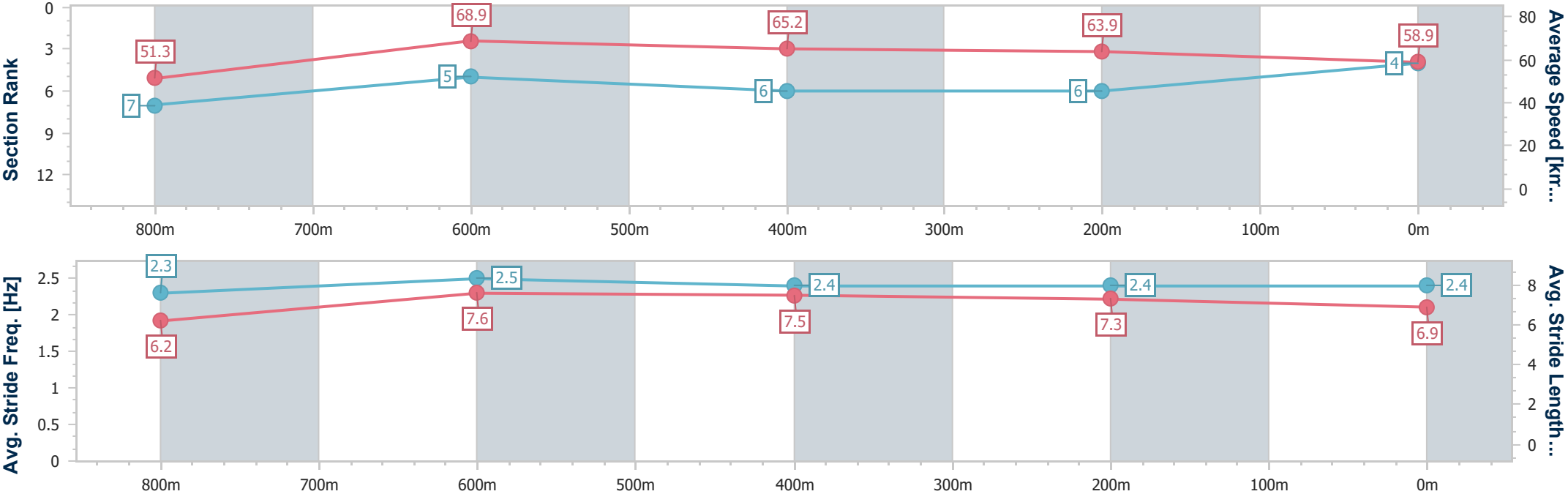
Sunshine Coast QLD Professional
Race 4: WISHLIST BENCHMARK 65 Handicap - 1000m



23 February 2025 - 14:10

Track Rating: Soft 5, Weather: Overcast, Rail Position: +9m Entire

Section	Overall	800m	600m	400m	200m														
Section Times	0:59.11 [4] (0:14.06)	0:45.05 [7] (0:10.48)	0:34.57 [5] (0:11.12)	0:23.45 [6] (0:11.23)	0:12.22 [6] (0:12.22)														
Average Speed [km/h]	51.3	68.9	65.2	63.9	58.9														
Top Speed [km/h]	69.2	70.5	66.2	66.4	61.9														
Avg. Dist. to Rail [m]	4.2	0.5	0.8	2.7	2.4														
Avg. Stride Freq. [Hz]	2.3	2.5	2.4	2.4	2.4														
Avg. Stride Length [m]	6.2	7.6	7.5	7.3	6.9														



- [] Ranking at each section and finish
- .-.- No data available at this section
- NA No data available



Horse/Jockey Name	Dare To Share
Final Rank	5
Fastest Section Time (Section)	0:10.76 (800m)
Top Speed [km/h] (Section)	69.4 (800m)
Race State	Finished



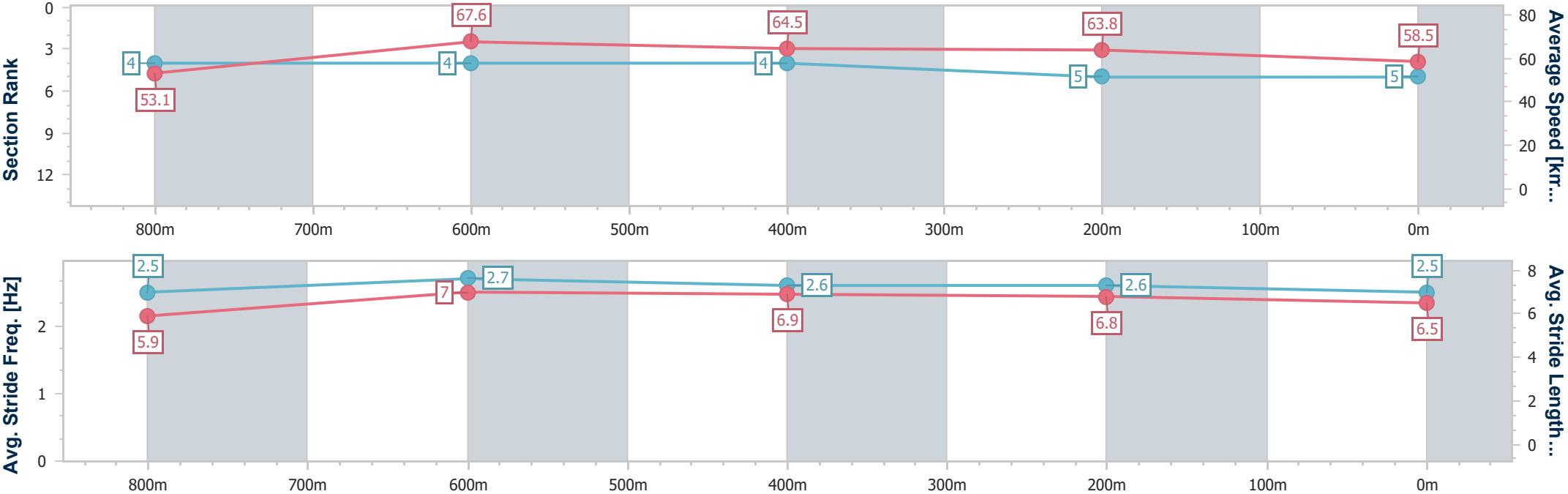
Sunshine Coast QLD Professional
Race 4: WISHLIST BENCHMARK 65 Handicap - 1000m



23 February 2025 - 14:10

Track Rating: Soft 5, Weather: Overcast, Rail Position: +9m Entire

Section	Overall	800m	600m	400m	200m														
Section Times	0:59.19 [5] (0:13.55)	0:45.64 [4] (0:10.76)	0:34.88 [4] (0:11.30)	0:23.58 [4] (0:11.27)	0:12.31 [5] (0:12.31)														
Average Speed [km/h]	53.1	67.6	64.5	63.8	58.5														
Top Speed [km/h]	68.7	69.4	65.3	65.8	61.6														
Avg. Dist. to Rail [m]	3.6	2.3	2.1	2.6	1.9														
Avg. Stride Freq. [Hz]	2.5	2.7	2.6	2.6	2.5														
Avg. Stride Length [m]	5.9	7.0	6.9	6.8	6.5														





Horse/Jockey Name	Bengal Diamond
Final Rank	6
Fastest Section Time (Section)	0:10.60 (800m)
Top Speed [km/h] (Section)	69.2 (800m)
Race State	Finished



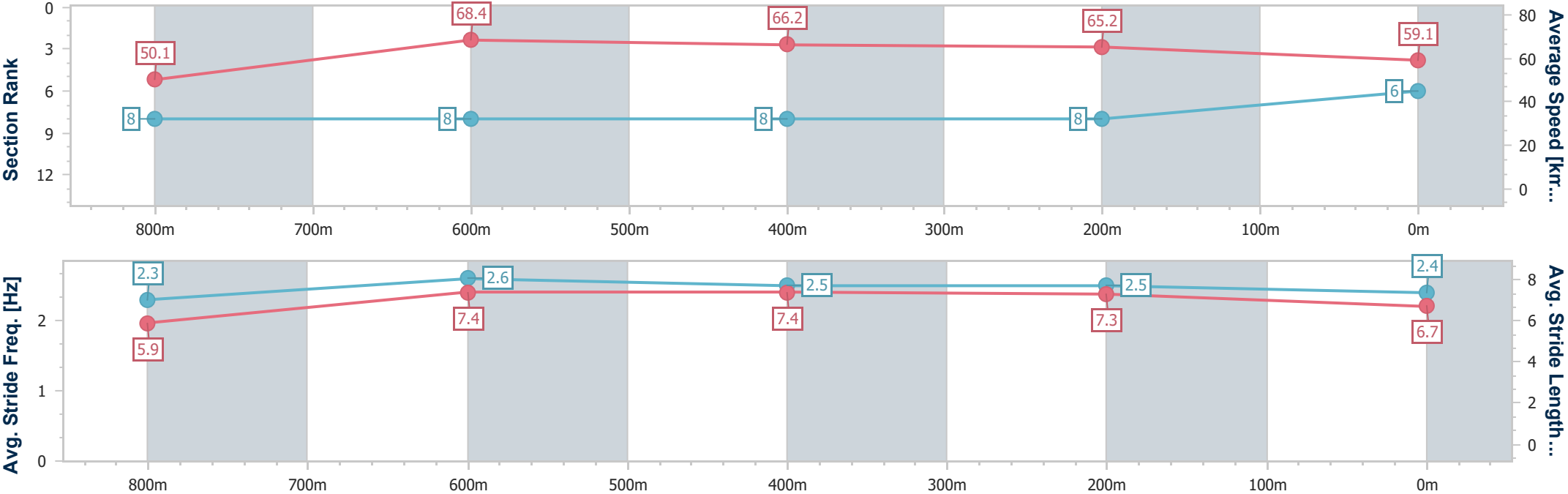
Sunshine Coast QLD Professional
Race 4: WISHLIST BENCHMARK 65 Handicap - 1000m



23 February 2025 - 14:10

Track Rating: Soft 5, Weather: Overcast, Rail Position: +9m Entire

Section	Overall	800m	600m	400m	200m														
Section Times	0:59.25 [6] (0:14.41)	0:44.84 [8] (0:10.60)	0:34.24 [8] (0:10.97)	0:23.27 [8] (0:11.07)	0:12.20 [8] (0:12.20)														
Average Speed [km/h]	50.1	68.4	66.2	65.2	59.1														
Top Speed [km/h]	67.6	69.2	67.7	66.5	62.1														
Avg. Dist. to Rail [m]	7.9	2.8	1.4	3.2	5.6														
Avg. Stride Freq. [Hz]	2.3	2.6	2.5	2.5	2.4														
Avg. Stride Length [m]	5.9	7.4	7.4	7.3	6.7														



- [] Ranking at each section and finish
- .-.- No data available at this section
- NA No data available



Horse/Jockey Name	Krakarib
Final Rank	7
Fastest Section Time (Section)	0:10.78 (800m)
Top Speed [km/h] (Section)	69.5 (Overall)
Race State	Finished



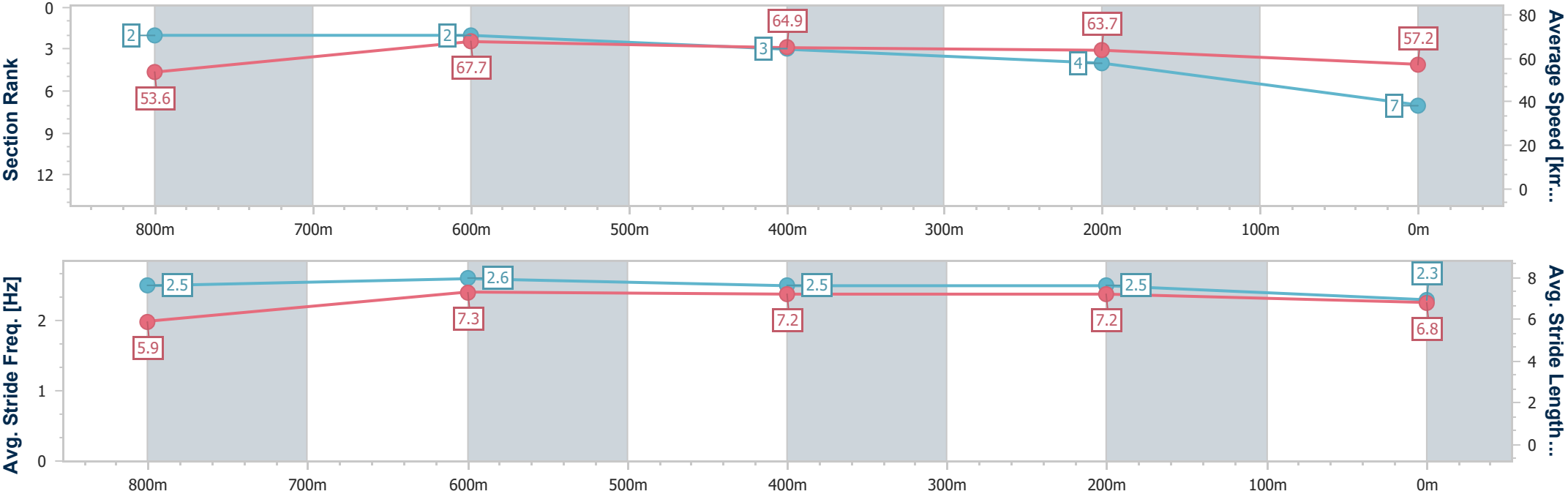
Sunshine Coast QLD Professional
Race 4: WISHLIST BENCHMARK 65 Handicap - 1000m



23 February 2025 - 14:10

Track Rating: Soft 5, Weather: Overcast, Rail Position: +9m Entire

Section	Overall	800m	600m	400m	200m										
Section Times	0:59.49 [7] (0:13.45)	0:46.04 [2] (0:10.78)	0:35.26 [2] (0:11.30)	0:23.96 [3] (0:11.33)	0:12.63 [4] (0:12.63)										
Average Speed [km/h]	53.6	67.7	64.9	63.7	57.2										
Top Speed [km/h]	69.5	69.5	66.1	66.1	61.1										
Avg. Dist. to Rail [m]	5.6	3.7	4.0	4.6	4.9										
Avg. Stride Freq. [Hz]	2.5	2.6	2.5	2.5	2.3										
Avg. Stride Length [m]	5.9	7.3	7.2	7.2	6.8										



- [] Ranking at each section and finish
- .-.- No data available at this section
- NA No data available



Horse/Jockey Name	Mr Polar
Final Rank	8
Fastest Section Time (Section)	0:10.82 (800m)
Top Speed [km/h] (Section)	68.9 (800m)
Race State	Finished



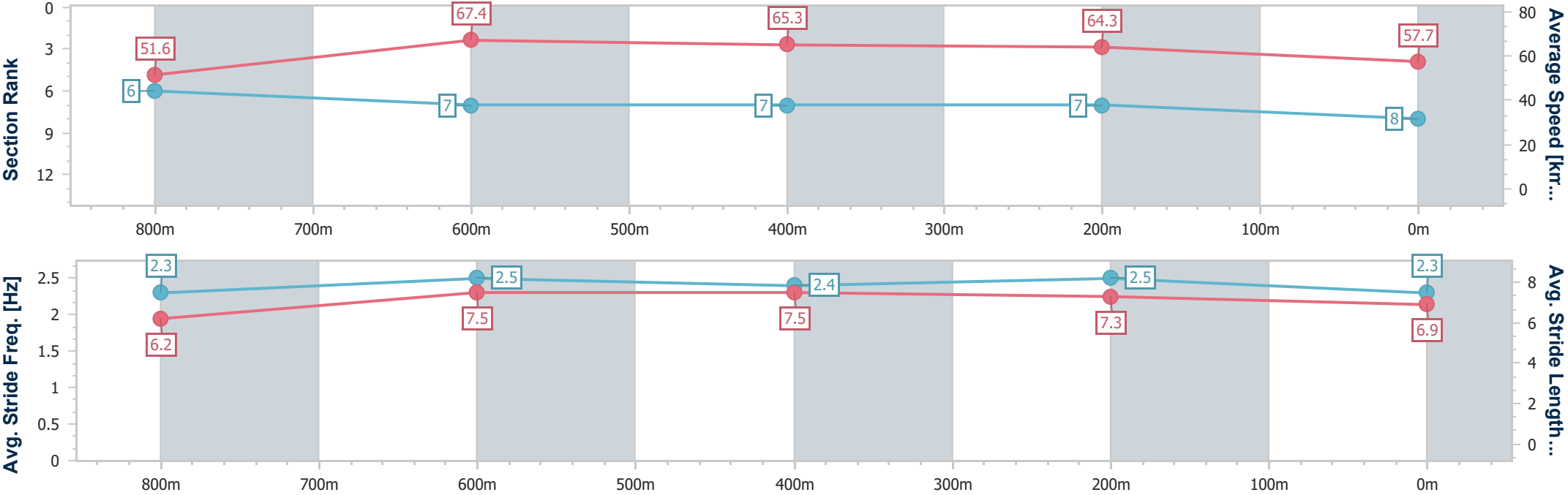
Sunshine Coast QLD Professional
Race 4: WISHLIST BENCHMARK 65 Handicap - 1000m



23 February 2025 - 14:10

Track Rating: Soft 5, Weather: Overcast, Rail Position: +9m Entire

Section	Overall	800m	600m	400m	200m															
Section Times	0:59.51 [8] (0:14.00)	0:45.51 [6] (0:10.82)	0:34.69 [7] (0:11.02)	0:23.67 [7] (0:11.18)	0:12.49 [7] (0:12.49)															
Average Speed [km/h]	51.6	67.4	65.3	64.3	57.7															
Top Speed [km/h]	68.9	68.9	67.8	66.3	62.5															
Avg. Dist. to Rail [m]	5.9	3.1	0.3	2.4	5.8															
Avg. Stride Freq. [Hz]	2.3	2.5	2.4	2.5	2.3															
Avg. Stride Length [m]	6.2	7.5	7.5	7.3	6.9															



- [] Ranking at each section and finish
- .-.- No data available at this section
- NA No data available



Sunshine Coast QLD Professional
Race 5: AZURA BUILDING GROUP Colts, Geldings and Entires Class 1
Handicap - 1200m
23 February 2025 - 14:51



Track Rating: Soft 5, Weather: Fine, Rail Position: +9m Entire

Section		Overall				1000m	800m	600m	400m	200m	Last 600m		
Field Times		1:12.49				0:58.78	0:47.12	0:35.46	0:23.85	0:12.27	0:35.46		
		(0:13.71)				(0:11.66)	(0:11.66)	(0:11.61)	(0:11.58)	(0:12.27)			
Rank	TAB	Horse/Jockey	Barrier	Top Speed [km/h]	Fastest Section						Margin	Distance Travelled [m]	
1	5	ROTHESAY'S LAD	3	63.8	0:11.39	1:12.49 [1]	0:58.54 [3]	0:46.86 [3]	0:35.26 [3]	0:23.66 [4]	0:12.27 [1]	1:12.49	0:35.26
		Jai Williams		400m	400m	(0:13.95)	(0:11.68)	(0:11.60)	(0:11.60)	(0:11.39)	(0:12.27)		
2	6	CRACKENTHORPE	4	65.8	0:11.44	1:12.49 [2]	0:58.28 [4]	0:46.67 [4]	0:35.11 [4]	0:23.67 [3]	0:12.13 [4]	0.1L	0:35.11 +1
		Dan McGillivray		1000m	600m	(0:14.21)	(0:11.61)	(0:11.56)	(0:11.44)	(0:11.54)	(0:12.13)		
3	1	RIVER RIBBLE	1	64.9	0:11.24	1:12.78 [3]	0:58.53 [5]	0:46.75 [5]	0:35.12 [5]	0:23.57 [6]	0:12.33 [5]	1.6L	0:35.12 +2
		Corey Sutherland		400m	400m	(0:14.25)	(0:11.78)	(0:11.63)	(0:11.55)	(0:11.24)	(0:12.33)		
4	13	IRON POWER	2	64.3	0:11.37	1:12.91 [4]	0:58.65 [6]	0:46.85 [6]	0:35.23 [6]	0:23.73 [5]	0:12.36 [6]	2.1L	0:35.23 +3
		Dale Smith		400m	400m	(0:14.26)	(0:11.80)	(0:11.62)	(0:11.50)	(0:11.37)	(0:12.36)		
5	3	MR BUBBALUSKI	5	65.4	0:11.31	1:12.95 [5]	0:58.39 [7]	0:46.66 [7]	0:34.99 [7]	0:23.67 [7]	0:12.36 [7]	2.3L	0:34.99 +3
		Damien Thornton		600m	400m	(0:14.56)	(0:11.73)	(0:11.67)	(0:11.32)	(0:11.31)	(0:12.36)		
6	14	AQUAHOLIC	6	63.7	0:11.49	1:13.04 [6]	0:59.18 [2]	0:47.46 [2]	0:35.83 [2]	0:24.34 [2]	0:12.75 [2]	2.7L	0:35.83 +0
		Bailey Wheeler		600m	600m	(0:13.86)	(0:11.72)	(0:11.63)	(0:11.49)	(0:11.59)	(0:12.75)		
7	15	SIDLED	7	64.9	0:11.61	1:13.17 [7]	0:59.46 [1]	0:47.80 [1]	0:36.14 [1]	0:24.53 [1]	0:12.84 [3]	3.2L	0:36.14 +1
		Taylor Marshall		Overall	600m	(0:13.71)	(0:11.66)	(0:11.66)	(0:11.61)	(0:11.69)	(0:12.84)		

Scratched: Lion's Pride (#11), Pangaea (#7), Dance Wizzard (#2), Superstitious (#8), Bauhaus (#9), Epic Flash (#10), Mercian (#4), Lord Vader (#16), Rum Diary (#12)



Horse/Jockey Name	Rothesay's Lad
Final Rank	1
Fastest Section Time (Section)	0:11.39 (400m)
Top Speed [km/h] (Section)	63.8 (400m)
Race State	Finished



Sunshine Coast QLD Professional

Race 5: AZURA BUILDING GROUP Colts, Geldings and Entires

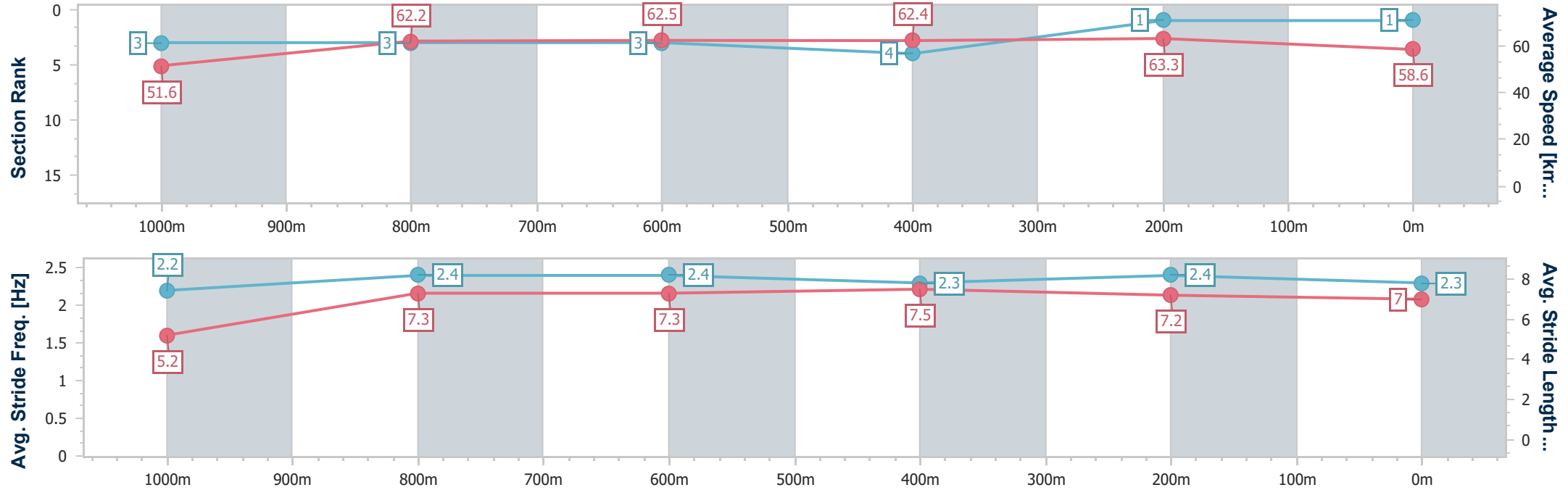
Class 1 Handicap - 1200m

23 February 2025 - 14:51

Track Rating: Soft 5, Weather: Fine, Rail Position: +9m Entire

SCTC SUNSHINE COAST TURF CLUB

Section	Overall	1000m	800m	600m	400m	200m							
Section Times	1:12.49 [1] (0:13.95)	0:58.54 [3] (0:11.68)	0:46.86 [3] (0:11.60)	0:35.26 [3] (0:11.60)	0:23.66 [4] (0:11.39)	0:12.27 [1] (0:12.27)							
Average Speed [km/h]	51.6	62.2	62.5	62.4	63.3	58.6							
Top Speed [km/h]	63.7	62.9	63.6	63.3	63.8	61.8							
Avg. Dist. to Rail [m]	4.5	2.0	1.7	0.9	2.3	3.9							
Avg. Stride Freq. [Hz]	2.2	2.4	2.4	2.3	2.4	2.3							
Avg. Stride Length [m]	5.2	7.3	7.3	7.5	7.2	7.0							



- [] Ranking at each section and finish
- .-.- No data available at this section
- NA No data available



Horse/Jockey Name	Crackenthorpe
Final Rank	2
Fastest Section Time (Section)	0:11.44 (600m)
Top Speed [km/h] (Section)	65.8 (1000m)
Race State	Finished



Sunshine Coast QLD Professional

Race 5: AZURA BUILDING GROUP Colts, Geldings and Entires

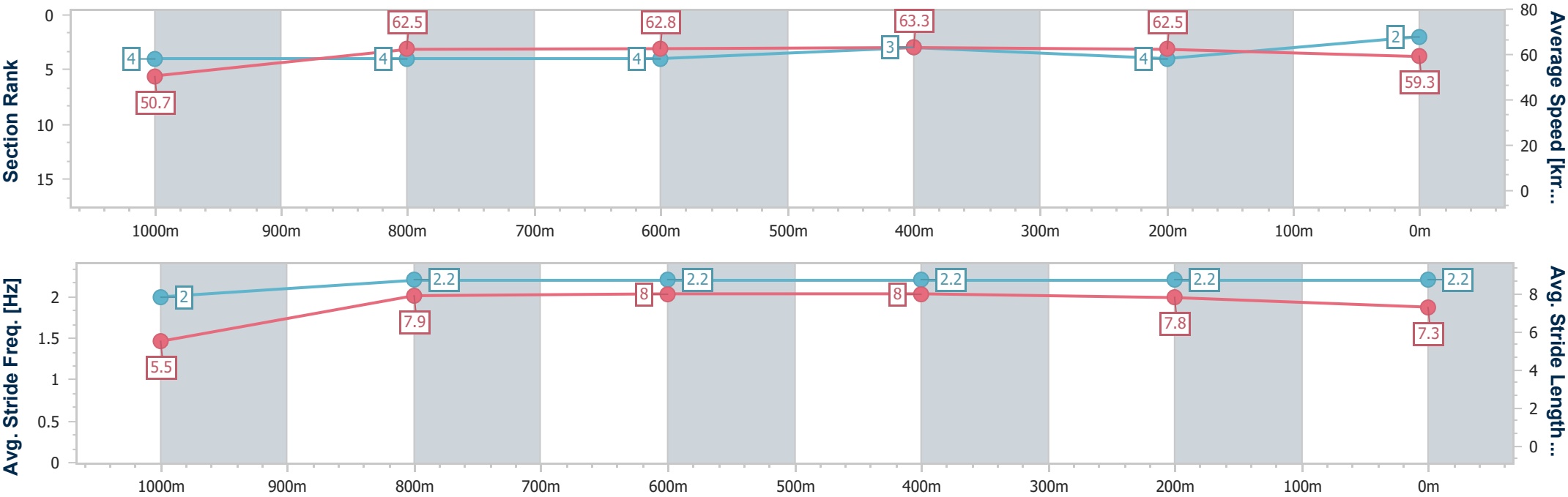
Class 1 Handicap - 1200m

23 February 2025 - 14:51

Track Rating: Soft 5, Weather: Fine, Rail Position: +9m Entire

SCTC SUNSHINE COAST TURF CLUB

Section	Overall	1000m	800m	600m	400m	200m							
Section Times	1:12.49 [2] (0:14.21)	0:58.28 [4] (0:11.61)	0:46.67 [4] (0:11.56)	0:35.11 [4] (0:11.44)	0:23.67 [3] (0:11.54)	0:12.13 [4] (0:12.13)							
Average Speed [km/h]	50.7	62.5	62.8	63.3	62.5	59.3							
Top Speed [km/h]	65.4	65.8	63.6	63.8	64.1	61.4							
Avg. Dist. to Rail [m]	5.4	3.0	1.7	1.0	3.2	5.2							
Avg. Stride Freq. [Hz]	2.0	2.2	2.2	2.2	2.2	2.2							
Avg. Stride Length [m]	5.5	7.9	8.0	8.0	7.8	7.3							





Horse/Jockey Name	River Ribble
Final Rank	3
Fastest Section Time (Section)	0:11.24 (400m)
Top Speed [km/h] (Section)	64.9 (400m)
Race State	Finished



Sunshine Coast QLD Professional

Race 5: AZURA BUILDING GROUP Colts, Geldings and Entires

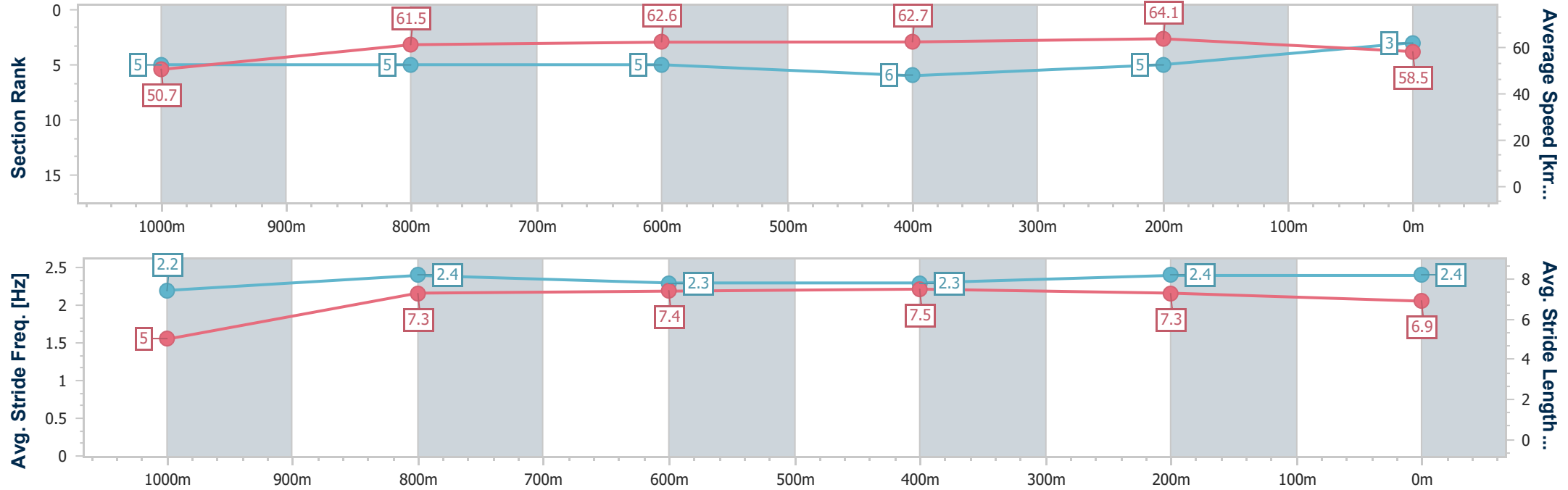
Class 1 Handicap - 1200m

23 February 2025 - 14:51

Track Rating: Soft 5, Weather: Fine, Rail Position: +9m Entire

SCTC SUNSHINE COAST TURF CLUB

Section	Overall	1000m	800m	600m	400m	200m							
Section Times	1:12.78 [3] (0:14.25)	0:58.53 [5] (0:11.78)	0:46.75 [5] (0:11.63)	0:35.12 [5] (0:11.55)	0:23.57 [6] (0:11.24)	0:12.33 [5] (0:12.33)							
Average Speed [km/h]	50.7	61.5	62.6	62.7	64.1	58.5							
Top Speed [km/h]	64.0	64.0	63.8	63.5	64.9	62.3							
Avg. Dist. to Rail [m]	2.5	2.0	2.1	1.3	5.2	8.5							
Avg. Stride Freq. [Hz]	2.2	2.4	2.3	2.3	2.4	2.4							
Avg. Stride Length [m]	5.0	7.3	7.4	7.5	7.3	6.9							





Horse/Jockey Name	Iron Power
Final Rank	4
Fastest Section Time (Section)	0:11.37 (400m)
Top Speed [km/h] (Section)	64.3 (400m)
Race State	Finished



Sunshine Coast QLD Professional

Race 5: AZURA BUILDING GROUP Colts, Geldings and Entires

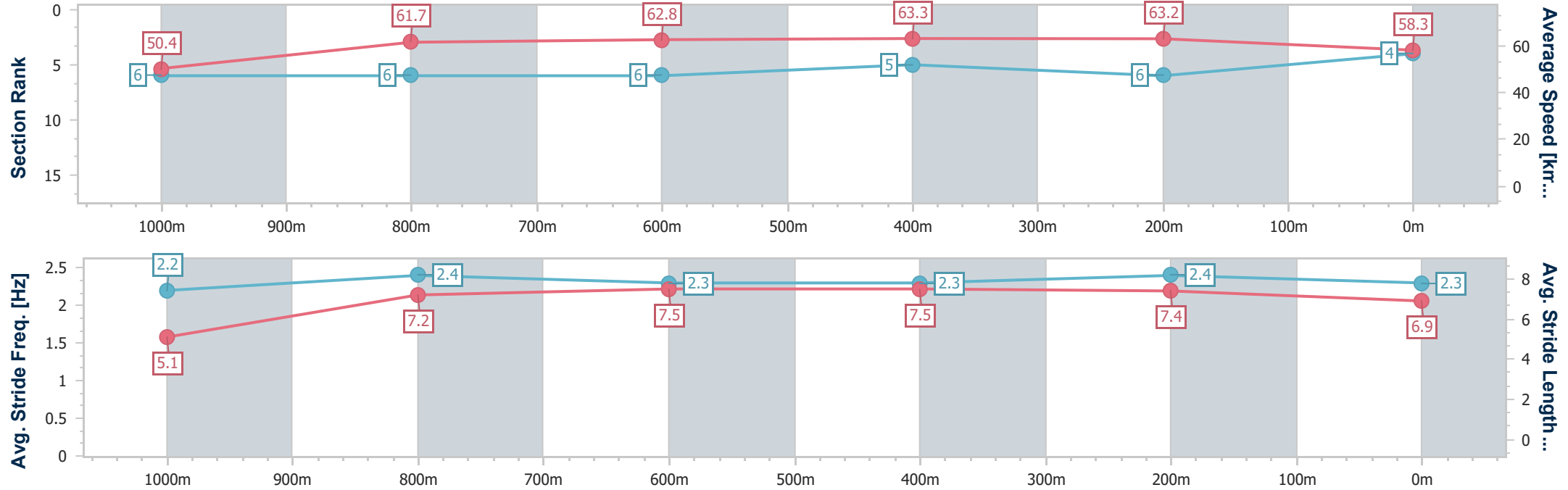
Class 1 Handicap - 1200m

23 February 2025 - 14:51

Track Rating: Soft 5, Weather: Fine, Rail Position: +9m Entire

SCTC SUNSHINE COAST TURF CLUB

Section	Overall	1000m	800m	600m	400m	200m							
Section Times	1:12.91 [4] (0:14.26)	0:58.65 [6] (0:11.80)	0:46.85 [6] (0:11.62)	0:35.23 [6] (0:11.50)	0:23.73 [5] (0:11.37)	0:12.36 [6] (0:12.36)							
Average Speed [km/h]	50.4	61.7	62.8	63.3	63.2	58.3							
Top Speed [km/h]	64.2	64.2	64.0	64.3	64.3	60.8							
Avg. Dist. to Rail [m]	3.7	2.9	2.4	1.9	6.1	9.3							
Avg. Stride Freq. [Hz]	2.2	2.4	2.3	2.3	2.4	2.3							
Avg. Stride Length [m]	5.1	7.2	7.5	7.5	7.4	6.9							



- [] Ranking at each section and finish
- .-.- No data available at this section
- NA No data available



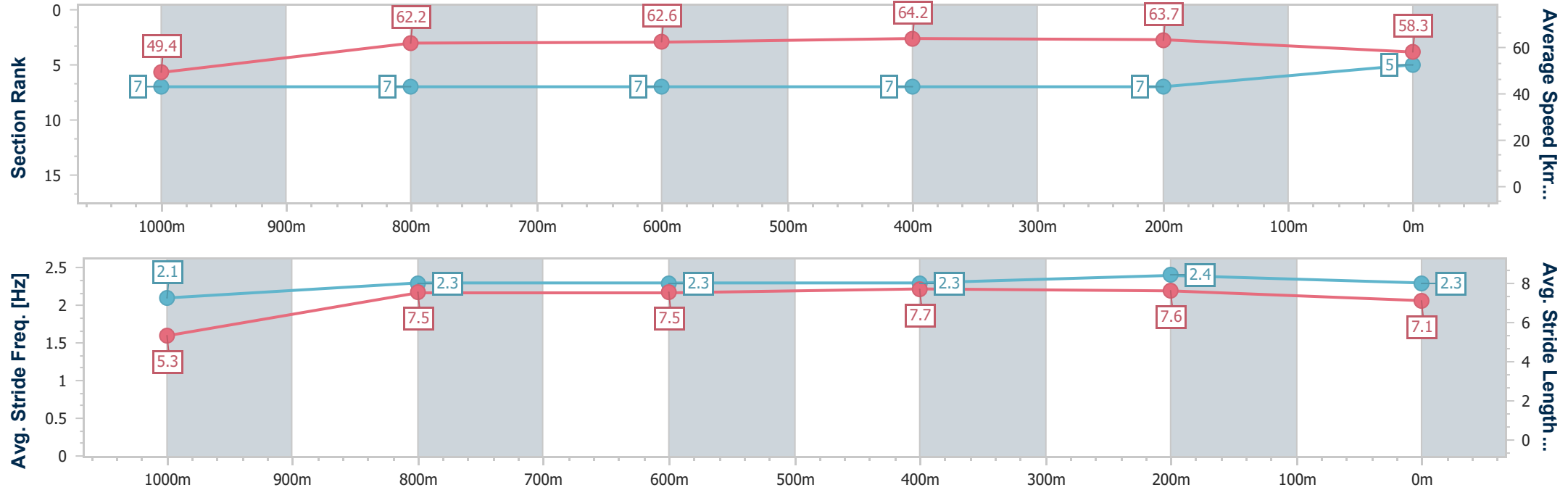
Horse/Jockey Name	Mr Bubbaluski
Final Rank	5
Fastest Section Time (Section)	0:11.31 (400m)
Top Speed [km/h] (Section)	65.4 (600m)
Race State	Finished



Sunshine Coast QLD Professional
Race 5: AZURA BUILDING GROUP Colts, Geldings and Entires
Class 1 Handicap - 1200m
23 February 2025 - 14:51
Track Rating: Soft 5, Weather: Fine, Rail Position: +9m Entire



Section	Overall	1000m	800m	600m	400m	200m								
Section Times	1:12.95 [5] (0:14.56)	0:58.39 [7] (0:11.73)	0:46.66 [7] (0:11.67)	0:34.99 [7] (0:11.32)	0:23.67 [7] (0:11.31)	0:12.36 [7] (0:12.36)								
Average Speed [km/h]	49.4	62.2	62.6	64.2	63.7	58.3								
Top Speed [km/h]	63.0	64.4	63.9	65.4	65.0	61.1								
Avg. Dist. to Rail [m]	6.5	3.5	2.4	2.0	7.4	10.2								
Avg. Stride Freq. [Hz]	2.1	2.3	2.3	2.3	2.4	2.3								
Avg. Stride Length [m]	5.3	7.5	7.5	7.7	7.6	7.1								



[] Ranking at each section and finish
-.-.- No data available at this section
NA No data available



Horse/Jockey Name	Aquaholic
Final Rank	6
Fastest Section Time (Section)	0:11.49 (600m)
Top Speed [km/h] (Section)	63.7 (600m)
Race State	Finished



Sunshine Coast QLD Professional

Race 5: AZURA BUILDING GROUP Colts, Geldings and Entires

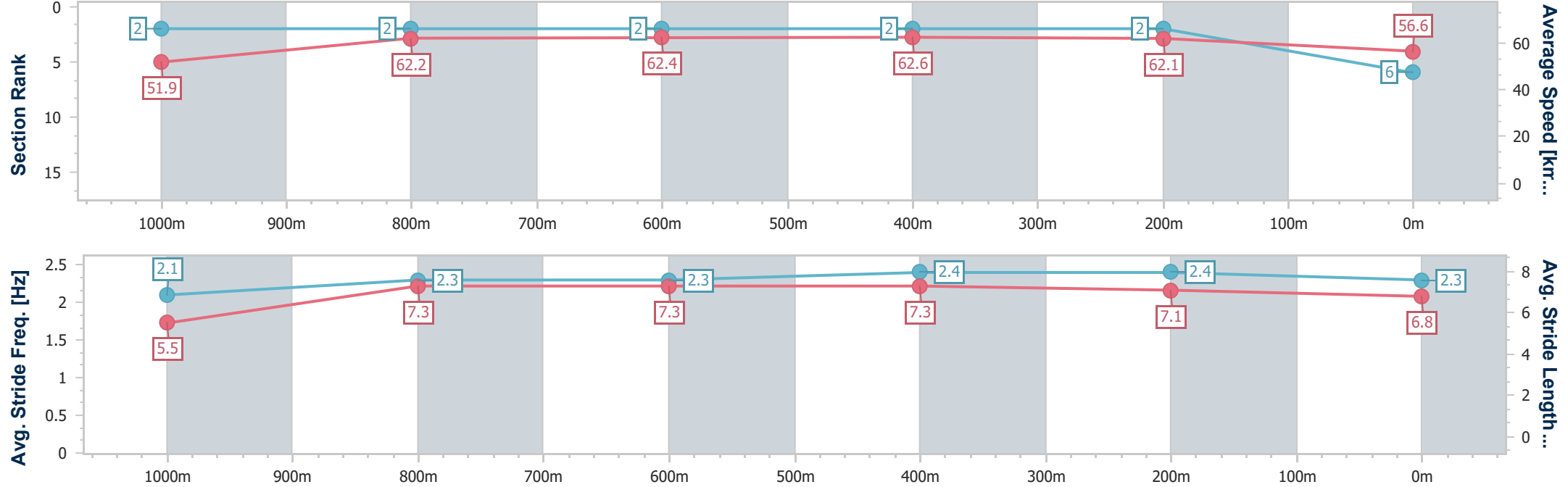
Class 1 Handicap - 1200m

23 February 2025 - 14:51

Track Rating: Soft 5, Weather: Fine, Rail Position: +9m Entire

SCTC SUNSHINE COAST TURF CLUB

Section	Overall	1000m	800m	600m	400m	200m							
Section Times	1:13.04 [6] (0:13.86)	0:59.18 [2] (0:11.72)	0:47.46 [2] (0:11.63)	0:35.83 [2] (0:11.49)	0:24.34 [2] (0:11.59)	0:12.75 [2] (0:12.75)							
Average Speed [km/h]	51.9	62.2	62.4	62.6	62.1	56.6							
Top Speed [km/h]	63.4	63.1	63.6	63.7	62.6	60.4							
Avg. Dist. to Rail [m]	7.1	2.9	1.7	0.3	3.4	5.5							
Avg. Stride Freq. [Hz]	2.1	2.3	2.3	2.4	2.4	2.3							
Avg. Stride Length [m]	5.5	7.3	7.3	7.3	7.1	6.8							



[] Ranking at each section and finish
- - - - No data available at this section
NA No data available



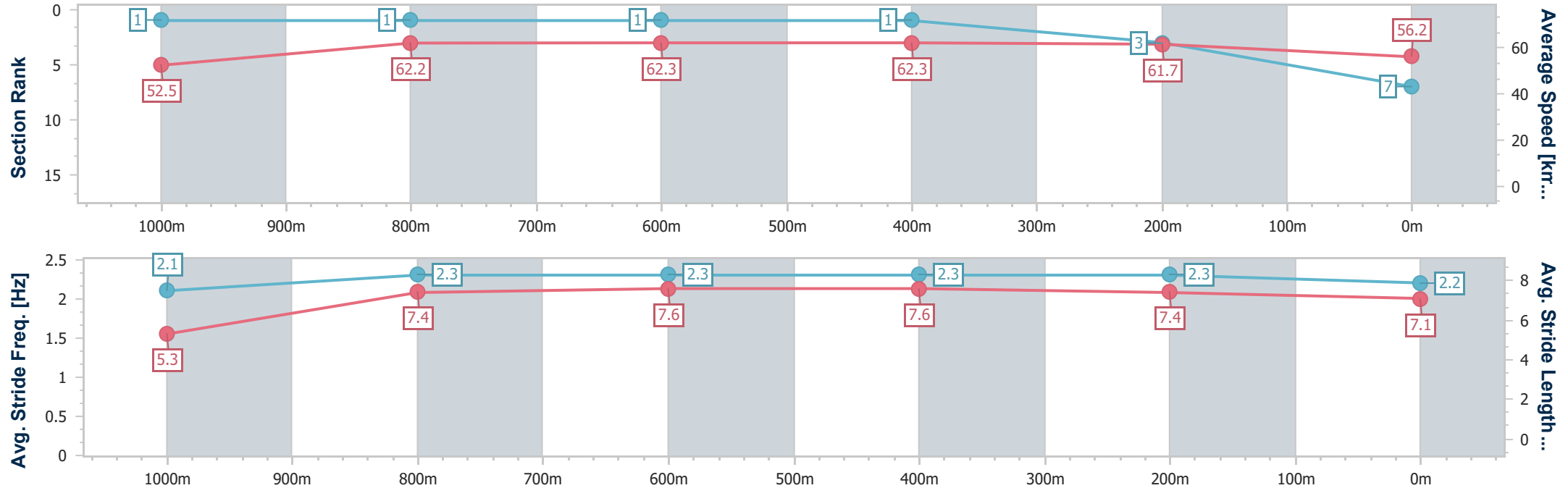
Horse/Jockey Name	Sidled
Final Rank	7
Fastest Section Time (Section)	0:11.61 (600m)
Top Speed [km/h] (Section)	64.9 (Overall)
Race State	Finished



Sunshine Coast QLD Professional
Race 5: AZURA BUILDING GROUP Colts, Geldings and Entires
Class 1 Handicap - 1200m
23 February 2025 - 14:51
Track Rating: Soft 5, Weather: Fine, Rail Position: +9m Entire



Section	Overall	1000m	800m	600m	400m	200m								
Section Times	1:13.17 [7] (0:13.71)	0:59.46 [1] (0:11.66)	0:47.80 [1] (0:11.66)	0:36.14 [1] (0:11.61)	0:24.53 [1] (0:11.69)	0:12.84 [3] (0:12.84)								
Average Speed [km/h]	52.5	62.2	62.3	62.3	61.7	56.2								
Top Speed [km/h]	64.9	64.6	62.8	62.9	62.5	59.6								
Avg. Dist. to Rail [m]	8.2	3.5	1.7	0.7	0.6	1.0								
Avg. Stride Freq. [Hz]	2.1	2.3	2.3	2.3	2.3	2.2								
Avg. Stride Length [m]	5.3	7.4	7.6	7.6	7.4	7.1								



[] Ranking at each section and finish
- - - - No data available at this section
NA No data available



Sunshine Coast QLD Professional
Race 6: GT PRINT Fillies and Mares Class 1 Handicap - 1200m
23 February 2025 - 15:24



Track Rating: Soft 5, Weather: Fine, Rail Position: +9m Entire

Section		Overall				1000m	800m	600m	400m	200m	Last 600m		
Field Times		1:11.57 (0:13.55)				0:58.02 (0:11.14)	0:46.88 (0:11.70)	0:35.18 (0:11.67)	0:23.51 (0:11.57)	0:11.94 (0:11.94)	0:35.18		
Rank	TAB	Horse/Jockey	Barrier	Top Speed [km/h]	Fastest Section							Margin	Distance Travelled [m]
1	8	MISSILE ONE	1	65.5	0:11.30	1:11.57 [1]	0:57.86 [3]	0:46.53 [3]	0:34.88 [3]	0:23.24 [3]	0:11.94 [1]	1:11.57	0:34.88
		Taylor Marshall		1000m	400m	(0:13.71)	(0:11.33)	(0:11.65)	(0:11.64)	(0:11.30)	(0:11.94)		
2	1	GLOWLIGHT	9	64.8	0:11.31	1:12.65 [2]	0:58.36 [10]	0:46.79 [10]	0:35.19 [10]	0:23.88 [9]	0:12.35 [7]	6.3L	0:35.19 +0
		Jace McMurray		400m	600m	(0:14.29)	(0:11.57)	(0:11.60)	(0:11.31)	(0:11.53)	(0:12.35)		
3	4	CAXTON LASS	6	64.3	0:11.49	1:12.70 [3]	0:58.84 [4]	0:47.35 [6]	0:35.66 [6]	0:24.07 [7]	0:12.52 [4]	6.5L	0:35.66 +2
		Luke Dempsey		Overall	1000m	(0:13.86)	(0:11.49)	(0:11.69)	(0:11.59)	(0:11.55)	(0:12.52)		
4	13	SO BE INSPIRED	4	66.5	0:11.29	1:12.82 [4]	0:59.16 [2]	0:47.87 [2]	0:36.38 [2]	0:24.71 [2]	0:12.83 [2]	7L	0:36.38 -4
		Andrew Mallyon		Overall	1000m	(0:13.66)	(0:11.29)	(0:11.49)	(0:11.67)	(0:11.88)	(0:12.83)		
5	14	COOL MUSIC	2	64.8	0:11.36	1:12.82 [5]	0:58.84 [6]	0:47.48 [5]	0:35.88 [5]	0:24.48 [4]	0:12.66 [3]	7.1L	0:35.88 -3
		Robbie Dolan		1000m	1000m	(0:13.98)	(0:11.36)	(0:11.60)	(0:11.40)	(0:11.82)	(0:12.66)		
6	11	CHEMIOSMOSIS	3	66.6	0:11.31	1:13.01 [6]	0:59.12 [5]	0:47.81 [4]	0:36.24 [4]	0:24.64 [5]	0:12.82 [5]	8.1L	0:36.24 -1
		Georgina Cartwright		1000m	1000m	(0:13.89)	(0:11.31)	(0:11.57)	(0:11.60)	(0:11.82)	(0:12.82)		
7	10	BLIND DESIRE	7	65.1	0:11.47	1:13.02 [7]	0:58.98 [7]	0:47.46 [8]	0:35.78 [8]	0:24.31 [8]	0:12.68 [8]	8.2L	0:35.78 +1
		Jaden Lloyd		1000m	600m	(0:14.04)	(0:11.52)	(0:11.68)	(0:11.47)	(0:11.63)	(0:12.68)		
8	6	CATTRALL	5	64.7	0:11.46	1:13.14 [8]	0:58.98 [9]	0:47.48 [9]	0:35.73 [9]	0:24.15 [10]	0:12.69 [10]	8.7L	0:35.73 +3
		Angela Jones		600m	400m	(0:14.16)	(0:11.50)	(0:11.75)	(0:11.58)	(0:11.46)	(0:12.69)		
9	16	MISS BACALL	8	66.5	0:11.40	1:13.17 [9]	0:59.05 [8]	0:47.65 [7]	0:36.04 [7]	0:24.60 [6]	0:12.96 [6]	8.8L	0:36.04 -1
		Jake Bayliss		Overall	1000m	(0:14.12)	(0:11.40)	(0:11.61)	(0:11.44)	(0:11.64)	(0:12.96)		
10	5	ASHILLA	10	67.2	0:11.14	1:13.91 [10]	1:00.36 [1]	0:49.22 [1]	0:37.52 [1]	0:25.85 [1]	0:13.56 [9]	13.1L	0:37.52 -4
		Minonette Kennedy		Overall	1000m	(0:13.55)	(0:11.14)	(0:11.70)	(0:11.67)	(0:12.29)	(0:13.56)		

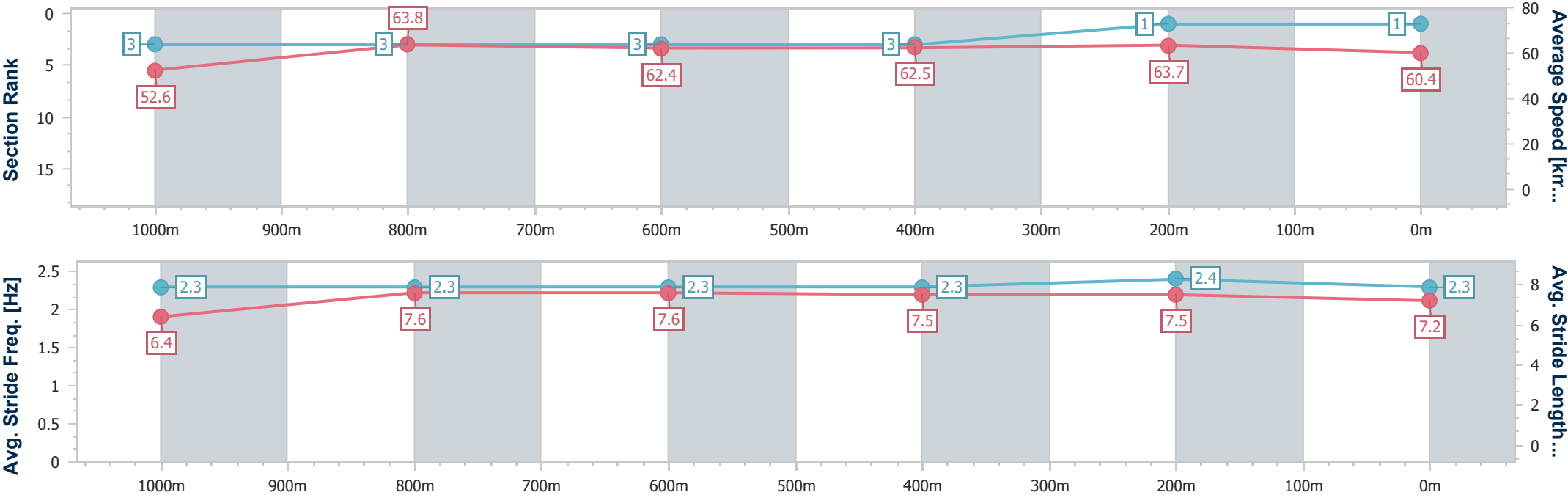
Scratched: Summer Soiree (#2), Strong Martini (#9), Monopoly Girl (#12), Cutepi (#7), Pretty Rho (#15), Ready To Mingle (#17), Lady Lucifer (#3)



Horse/Jockey Name	Missile One
Final Rank	1
Fastest Section Time (Section)	0:11.30 (400m)
Top Speed [km/h] (Section)	65.5 (1000m)
Race State	Finished



Section	Overall	1000m	800m	600m	400m	200m							
Section Times	1:11.57 [1] (0:13.71)	0:57.86 [3] (0:11.33)	0:46.53 [3] (0:11.65)	0:34.88 [3] (0:11.64)	0:23.24 [3] (0:11.30)	0:11.94 [1] (0:11.94)							
Average Speed [km/h]	52.6	63.8	62.4	62.5	63.7	60.4							
Top Speed [km/h]	65.1	65.5	62.9	62.9	64.7	63.6							
Avg. Dist. to Rail [m]	2.7	2.2	1.6	1.4	2.9	2.9							
Avg. Stride Freq. [Hz]	2.3	2.3	2.3	2.3	2.4	2.3							
Avg. Stride Length [m]	6.4	7.6	7.6	7.5	7.5	7.2							

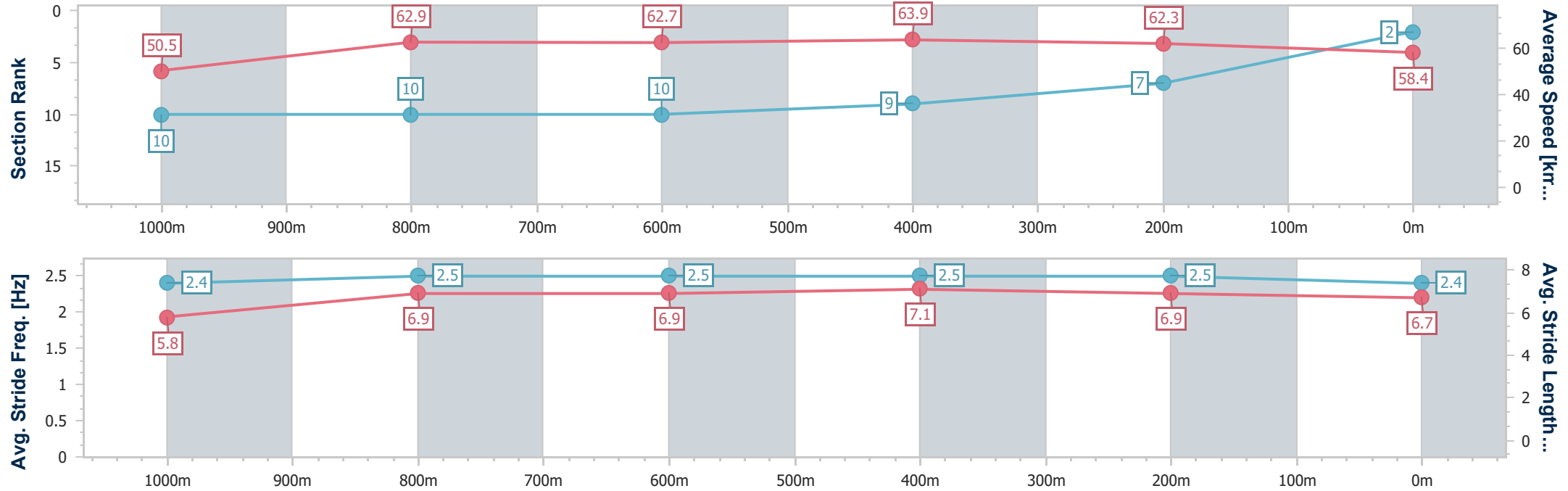




Horse/Jockey Name	Glowlight
Final Rank	2
Fastest Section Time (Section)	0:11.31 (600m)
Top Speed [km/h] (Section)	64.8 (400m)
Race State	Finished



Section	Overall	1000m	800m	600m	400m	200m								
Section Times	1:12.65 [2] (0:14.29)	0:58.36 [10] (0:11.57)	0:46.79 [10] (0:11.60)	0:35.19 [10] (0:11.31)	0:23.88 [9] (0:11.53)	0:12.35 [7] (0:12.35)								
Average Speed [km/h]	50.5	62.9	62.7	63.9	62.3	58.4								
Top Speed [km/h]	62.4	64.8	63.3	64.4	64.8	60.2								
Avg. Dist. to Rail [m]	8.9	3.8	2.1	0.7	0.7	1.8								
Avg. Stride Freq. [Hz]	2.4	2.5	2.5	2.5	2.5	2.4								
Avg. Stride Length [m]	5.8	6.9	6.9	7.1	6.9	6.7								

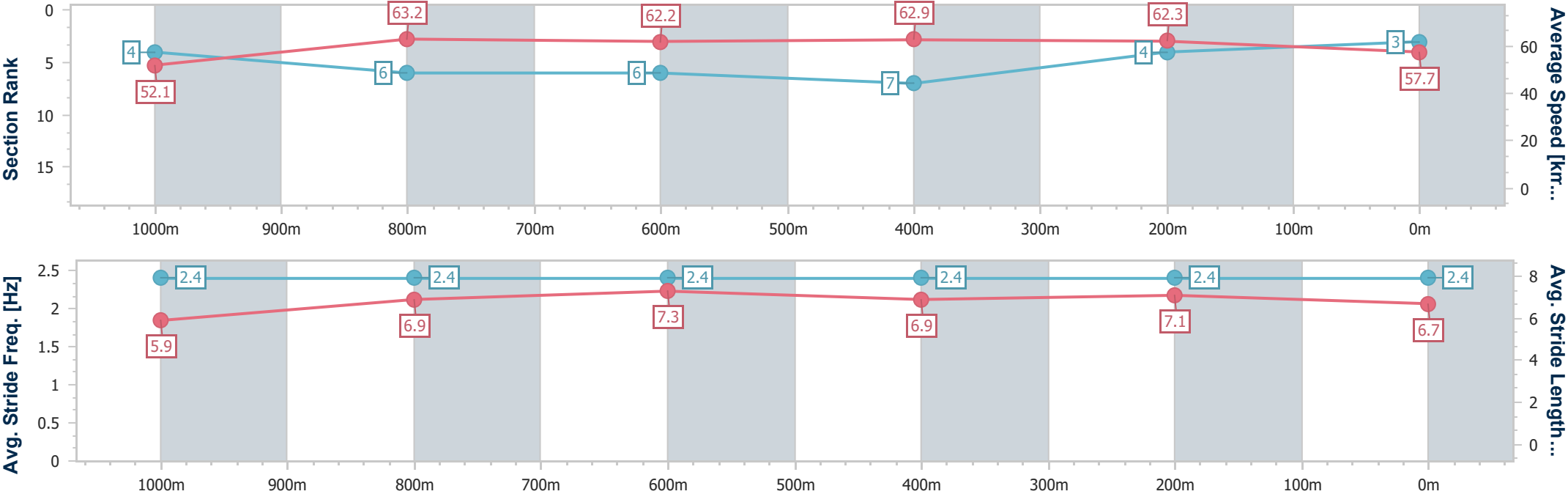




Horse/Jockey Name	Caxton Lass
Final Rank	3
Fastest Section Time (Section)	0:11.49 (1000m)
Top Speed [km/h] (Section)	64.3 (Overall)
Race State	Finished



Section	Overall	1000m	800m	600m	400m	200m							
Section Times	1:12.70 [3] (0:13.86)	0:58.84 [4] (0:11.49)	0:47.35 [6] (0:11.69)	0:35.66 [6] (0:11.59)	0:24.07 [7] (0:11.55)	0:12.52 [4] (0:12.52)							
Average Speed [km/h]	52.1	63.2	62.2	62.9	62.3	57.7							
Top Speed [km/h]	64.3	64.2	62.9	63.4	63.2	60.5							
Avg. Dist. to Rail [m]	6.8	3.7	2.3	2.3	5.3	7.4							
Avg. Stride Freq. [Hz]	2.4	2.4	2.4	2.4	2.4	2.4							
Avg. Stride Length [m]	5.9	6.9	7.3	6.9	7.1	6.7							

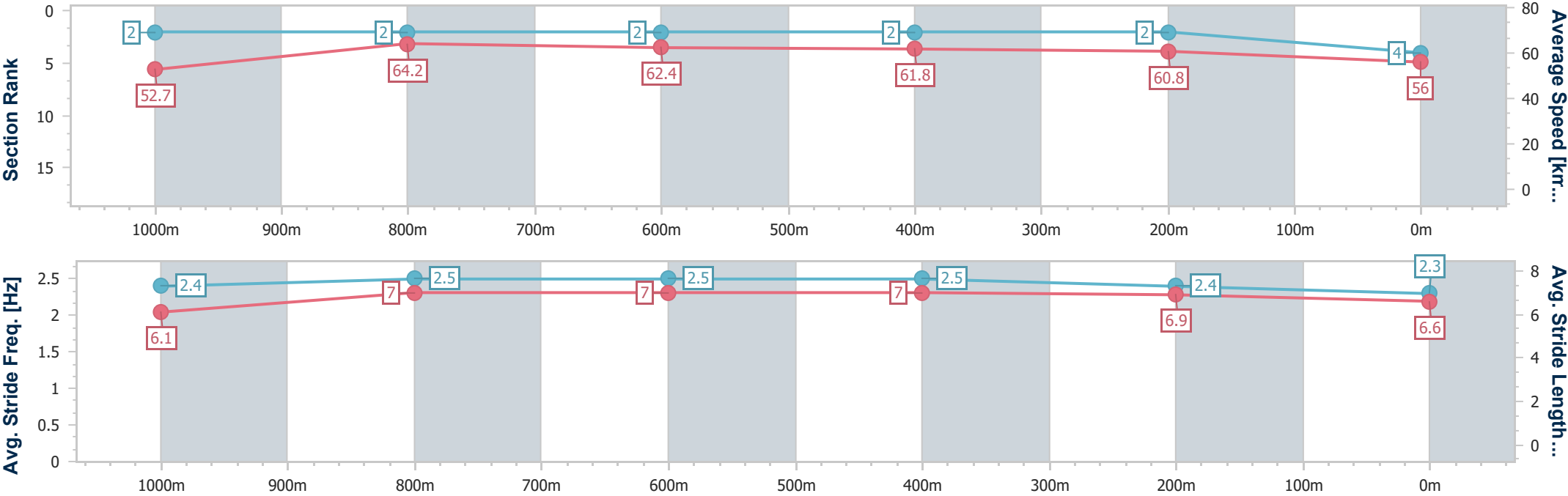




Horse/Jockey Name	So Be Inspired
Final Rank	4
Fastest Section Time (Section)	0:11.29 (1000m)
Top Speed [km/h] (Section)	66.5 (Overall)
Race State	Finished



Section	Overall	1000m	800m	600m	400m	200m							
Section Times	1:12.82 [4] (0:13.66)	0:59.16 [2] (0:11.29)	0:47.87 [2] (0:11.49)	0:36.38 [2] (0:11.67)	0:24.71 [2] (0:11.88)	0:12.83 [2] (0:12.83)							
Average Speed [km/h]	52.7	64.2	62.4	61.8	60.8	56.0							
Top Speed [km/h]	66.5	66.3	63.2	62.8	61.3	59.2							
Avg. Dist. to Rail [m]	5.1	2.0	0.7	0.7	1.5	1.4							
Avg. Stride Freq. [Hz]	2.4	2.5	2.5	2.5	2.4	2.3							
Avg. Stride Length [m]	6.1	7.0	7.0	7.0	6.9	6.6							

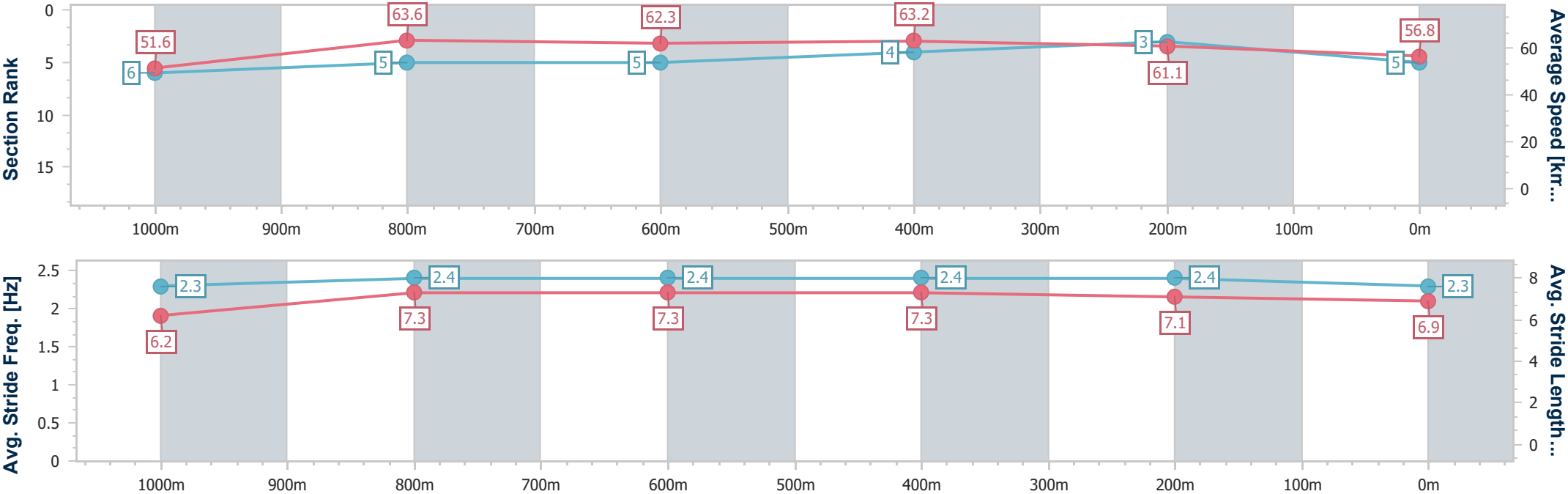




Horse/Jockey Name	Cool Music
Final Rank	5
Fastest Section Time (Section)	0:11.36 (1000m)
Top Speed [km/h] (Section)	64.8 (1000m)
Race State	Finished



Section	Overall	1000m	800m	600m	400m	200m							
Section Times	1:12.82 [5] (0:13.98)	0:58.84 [6] (0:11.36)	0:47.48 [5] (0:11.60)	0:35.88 [5] (0:11.40)	0:24.48 [4] (0:11.82)	0:12.66 [3] (0:12.66)							
Average Speed [km/h]	51.6	63.6	62.3	63.2	61.1	56.8							
Top Speed [km/h]	63.1	64.8	63.4	64.2	63.3	59.4							
Avg. Dist. to Rail [m]	3.4	1.7	0.5	0.3	0.5	0.9							
Avg. Stride Freq. [Hz]	2.3	2.4	2.4	2.4	2.4	2.3							
Avg. Stride Length [m]	6.2	7.3	7.3	7.3	7.1	6.9							

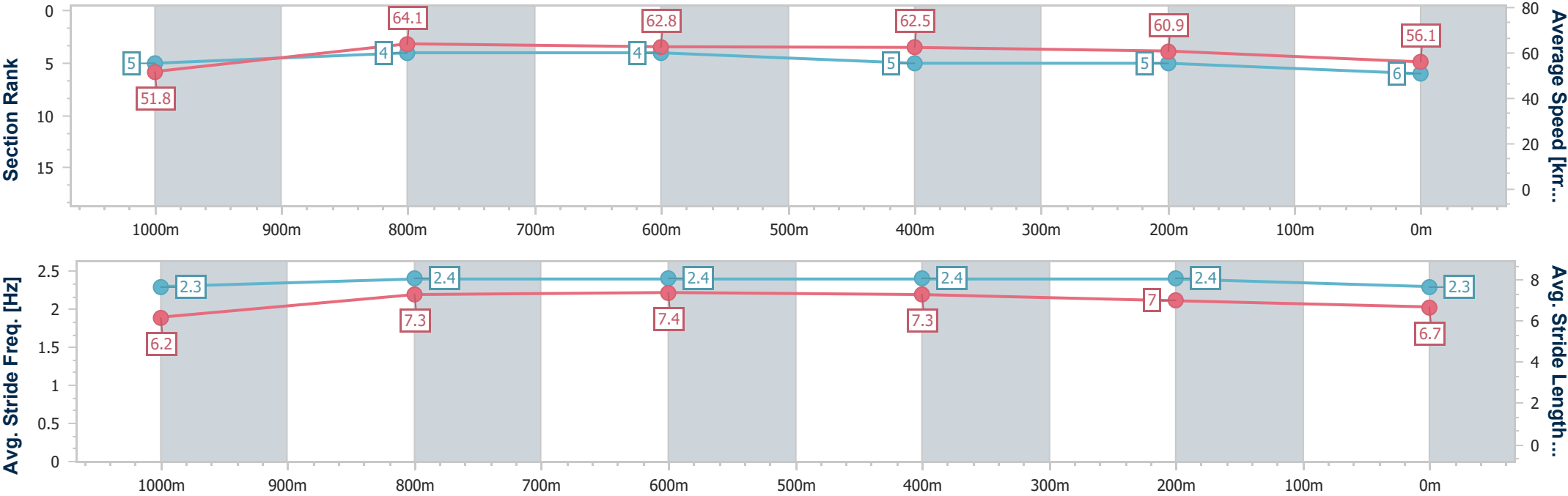




Horse/Jockey Name	Chemiosmosis
Final Rank	6
Fastest Section Time (Section)	0:11.31 (1000m)
Top Speed [km/h] (Section)	66.6 (1000m)
Race State	Finished



Section	Overall	1000m	800m	600m	400m	200m							
Section Times	1:13.01 [6] (0:13.89)	0:59.12 [5] (0:11.31)	0:47.81 [4] (0:11.57)	0:36.24 [4] (0:11.60)	0:24.64 [5] (0:11.82)	0:12.82 [5] (0:12.82)							
Average Speed [km/h]	51.8	64.1	62.8	62.5	60.9	56.1							
Top Speed [km/h]	66.4	66.6	63.7	63.9	62.5	59.1							
Avg. Dist. to Rail [m]	4.4	3.1	1.1	1.5	4.1	5.6							
Avg. Stride Freq. [Hz]	2.3	2.4	2.4	2.4	2.4	2.3							
Avg. Stride Length [m]	6.2	7.3	7.4	7.3	7.0	6.7							

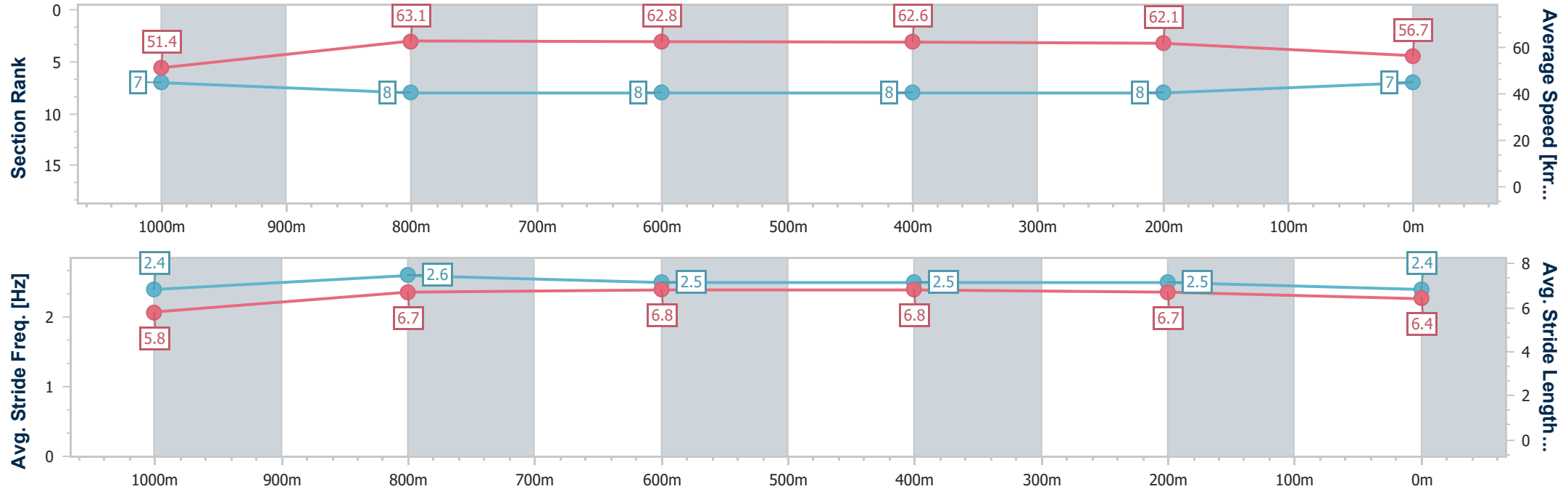




Horse/Jockey Name	Blind Desire
Final Rank	7
Fastest Section Time (Section)	0:11.47 (600m)
Top Speed [km/h] (Section)	65.1 (1000m)
Race State	Finished



Section	Overall	1000m	800m	600m	400m	200m							
Section Times	1:13.02 [7] (0:14.04)	0:58.98 [7] (0:11.52)	0:47.46 [8] (0:11.68)	0:35.78 [8] (0:11.47)	0:24.31 [8] (0:11.63)	0:12.68 [8] (0:12.68)							
Average Speed [km/h]	51.4	63.1	62.8	62.6	62.1	56.7							
Top Speed [km/h]	64.3	65.1	62.8	63.7	63.5	59.3							
Avg. Dist. to Rail [m]	7.6	4.4	2.6	0.5	3.0	4.9							
Avg. Stride Freq. [Hz]	2.4	2.6	2.5	2.5	2.5	2.4							
Avg. Stride Length [m]	5.8	6.7	6.8	6.8	6.7	6.4							

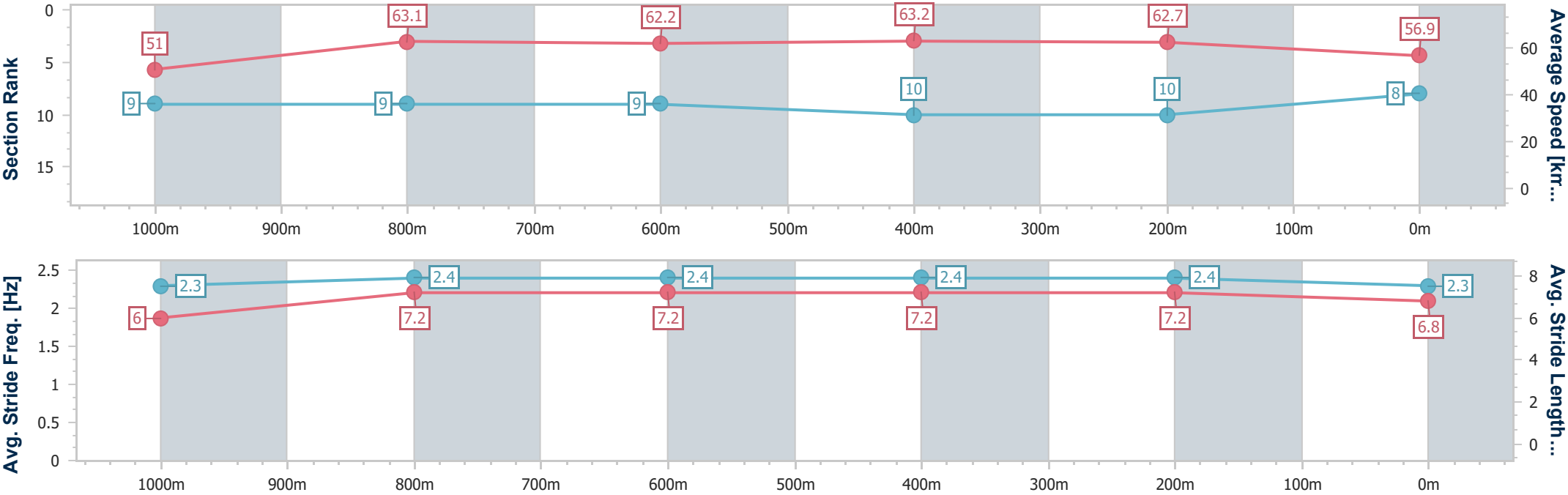




Horse/Jockey Name	Cattrall
Final Rank	8
Fastest Section Time (Section)	0:11.46 (400m)
Top Speed [km/h] (Section)	64.7 (600m)
Race State	Finished



Section	Overall	1000m	800m	600m	400m	200m							
Section Times	1:13.14 [8] (0:14.16)	0:58.98 [9] (0:11.50)	0:47.48 [9] (0:11.75)	0:35.73 [9] (0:11.58)	0:24.15 [10] (0:11.46)	0:12.69 [10] (0:12.69)							
Average Speed [km/h]	51.0	63.1	62.2	63.2	62.7	56.9							
Top Speed [km/h]	63.2	64.4	62.9	64.7	64.6	59.5							
Avg. Dist. to Rail [m]	5.9	3.2	2.7	2.4	3.1	4.7							
Avg. Stride Freq. [Hz]	2.3	2.4	2.4	2.4	2.4	2.3							
Avg. Stride Length [m]	6.0	7.2	7.2	7.2	7.2	6.8							

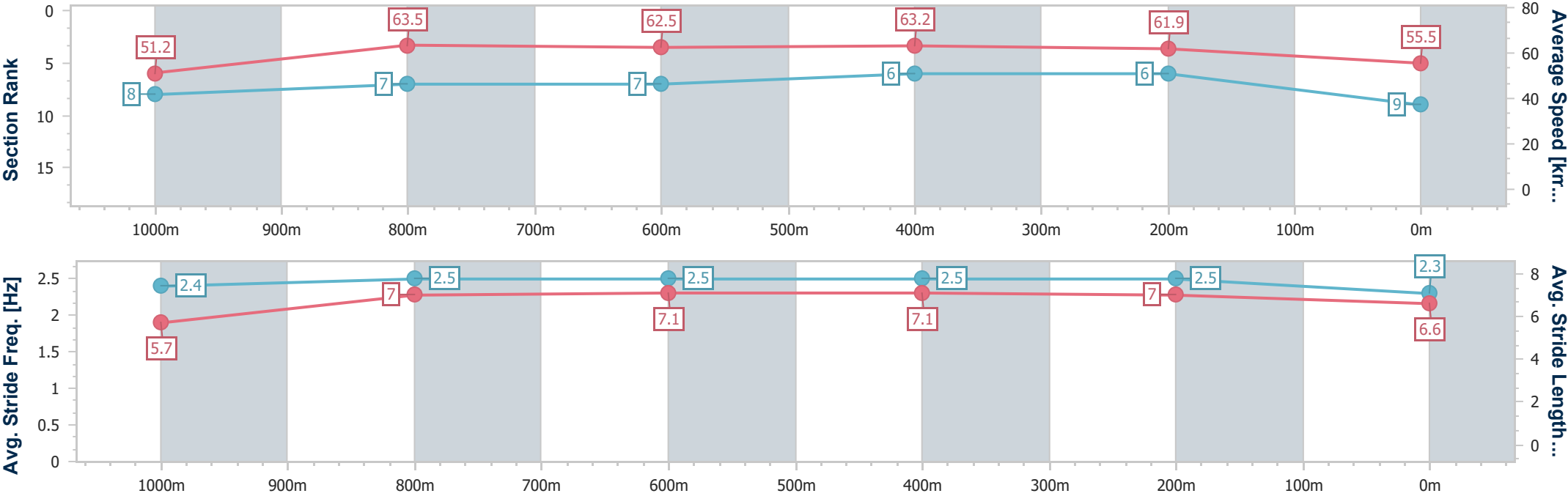




Horse/Jockey Name	Miss Bacall
Final Rank	9
Fastest Section Time (Section)	0:11.40 (1000m)
Top Speed [km/h] (Section)	66.5 (Overall)
Race State	Finished



Section	Overall	1000m	800m	600m	400m	200m							
Section Times	1:13.17 [9] (0:14.12)	0:59.05 [8] (0:11.40)	0:47.65 [7] (0:11.61)	0:36.04 [7] (0:11.44)	0:24.60 [6] (0:11.64)	0:12.96 [6] (0:12.96)							
Average Speed [km/h]	51.2	63.5	62.5	63.2	61.9	55.5							
Top Speed [km/h]	66.5	64.9	63.1	64.1	64.2	59.1							
Avg. Dist. to Rail [m]	7.1	2.1	1.5	0.7	1.1	2.9							
Avg. Stride Freq. [Hz]	2.4	2.5	2.5	2.5	2.5	2.3							
Avg. Stride Length [m]	5.7	7.0	7.1	7.1	7.0	6.6							

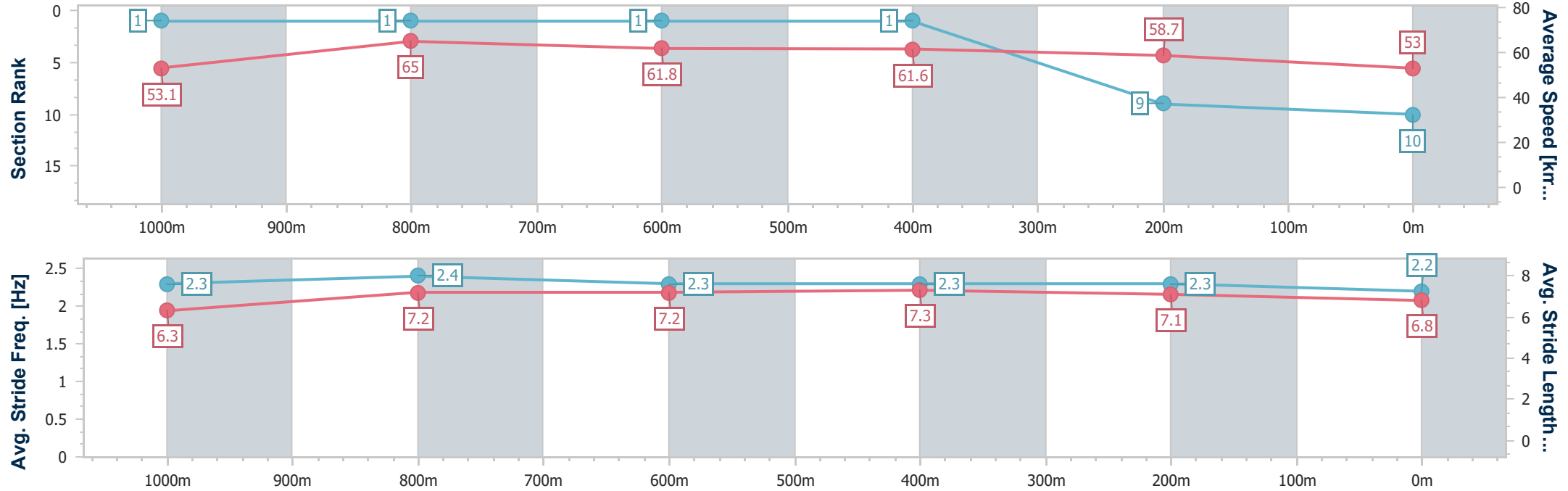




Horse/Jockey Name	Ashilla
Final Rank	10
Fastest Section Time (Section)	0:11.14 (1000m)
Top Speed [km/h] (Section)	67.2 (Overall)
Race State	Finished



Section	Overall	1000m	800m	600m	400m	200m							
Section Times	1:13.91 [10] (0:13.55)	1:00.36 [1] (0:11.14)	0:49.22 [1] (0:11.70)	0:37.52 [1] (0:11.67)	0:25.85 [1] (0:12.29)	0:13.56 [9] (0:13.56)							
Average Speed [km/h]	53.1	65.0	61.8	61.6	58.7	53.0							
Top Speed [km/h]	67.2	67.0	62.5	62.6	60.7	56.2							
Avg. Dist. to Rail [m]	9.8	2.7	0.6	0.2	1.0	0.8							
Avg. Stride Freq. [Hz]	2.3	2.4	2.3	2.3	2.3	2.2							
Avg. Stride Length [m]	6.3	7.2	7.2	7.3	7.1	6.8							





Sunshine Coast QLD Professional
Race 7: PADDY WALSH PAINTING & SOLID PLASTERING QTIS Three-
Year-Old Benchmark 65 Handicap - 1200m
23 February 2025 - 16:08



Track Rating: Soft 5, Weather: Fine, Rail Position: +9m Entire

Section		Overall				1000m	800m	600m	400m	200m	Last 600m		
Field Times		1:11.82				0:58.40	0:47.20	0:35.26	0:23.44	0:11.85	0:35.26		
		(0:13.42)				(0:11.20)	(0:11.94)	(0:11.82)	(0:11.59)	(0:11.85)			
Rank	TAB	Horse/Jockey	Barrier	Top Speed [km/h]	Fastest Section						Margin	Distance Travelled [m]	
1	11	TAKE A BOW	6	65.9	0:11.18	1:11.82 [1]	0:57.64 [10]	0:46.46 [10]	0:34.64 [9]	0:22.97 [8]	0:11.63 [5]	1:11.82	0:34.64
		Justin Stanley		1000m	1000m	(0:14.18)	(0:11.18)	(0:11.82)	(0:11.67)	(0:11.34)	(0:11.63)		
2	7	BREEZIN'	1	66.6	0:11.32	1:11.89 [2]	0:58.18 [6]	0:46.81 [7]	0:34.94 [6]	0:23.24 [5]	0:11.92 [1]	0.3L	0:34.94 -3
		Justin Huxtable		1000m	400m	(0:13.71)	(0:11.37)	(0:11.87)	(0:11.70)	(0:11.32)	(0:11.92)		
3	4	BLANTONS RUN	4	66.9	0:11.21	1:12.42 [3]	0:58.43 [8]	0:47.22 [8]	0:35.16 [10]	0:23.64 [7]	0:12.33 [4]	3.3L	0:35.16 +3
		Bailey Wheeler		1000m	1000m	(0:13.99)	(0:11.21)	(0:12.06)	(0:11.52)	(0:11.31)	(0:12.33)		
4	1	MISHANI CROWN	10	67.0	0:11.21	1:12.60 [4]	0:59.18 [1]	0:47.97 [2]	0:36.03 [2]	0:24.17 [2]	0:12.54 [2]	4.3L	0:36.03 +1
		Jace McMurray		1000m	1000m	(0:13.42)	(0:11.21)	(0:11.94)	(0:11.86)	(0:11.63)	(0:12.54)		
5	15	ASK ME MATE	3	66.4	0:11.23	1:12.72 [5]	0:59.03 [5]	0:47.80 [4]	0:35.89 [4]	0:24.03 [6]	0:12.42 [7]	4.8L	0:35.89 +1
		Sean Cormack		1000m	1000m	(0:13.69)	(0:11.23)	(0:11.91)	(0:11.86)	(0:11.61)	(0:12.42)		
6	10	SHERAQUAY	7	67.0	0:11.12	1:12.77 [6]	0:59.22 [3]	0:48.10 [3]	0:36.12 [3]	0:24.32 [3]	0:12.71 [3]	5L	0:36.12 +4
		Nikita Beriman		1000m	1000m	(0:13.55)	(0:11.12)	(0:11.98)	(0:11.80)	(0:11.61)	(0:12.71)		
7	14	RAMP IT UP	2	67.3	0:11.12	1:12.79 [7]	0:58.62 [9]	0:47.50 [9]	0:35.65 [8]	0:23.90 [9]	0:12.36 [9]	5.1L	0:35.65 -2
		Tiffani Brooker		1000m	1000m	(0:14.17)	(0:11.12)	(0:11.85)	(0:11.75)	(0:11.54)	(0:12.36)		
8	13	DIAMOND EPIC	9	67.7	0:11.20	1:13.16 [8]	0:59.74 [2]	0:48.54 [1]	0:36.60 [1]	0:24.78 [1]	0:12.88 [6]	7.1L	0:36.60 -3
		Anthony Allen		1000m	1000m	(0:13.42)	(0:11.20)	(0:11.94)	(0:11.82)	(0:11.90)	(0:12.88)		
9	12	BLAKEMORE AVENUE	5	67.5	0:11.25	1:13.31 [9]	0:59.59 [7]	0:48.34 [6]	0:36.43 [5]	0:24.68 [4]	0:12.91 [8]	7.9L	0:36.43 +2
		Damien Thornton		1000m	1000m	(0:13.72)	(0:11.25)	(0:11.91)	(0:11.75)	(0:11.77)	(0:12.91)		
10	3	MARAGICAL	8	66.6	0:11.33	1:15.18 [10]	1:01.56 [4]	0:50.23 [5]	0:38.13 [7]	0:25.92 [10]	0:13.61 [10]	18.9L	0:38.13 +7
		Angela Jones		1000m	1000m	(0:13.62)	(0:11.33)	(0:12.10)	(0:12.21)	(0:12.31)	(0:13.61)		

Scratched: Bold Artic (#5), Cutting Edge (#6), Ready To Schipp (#8), Blind Desire (#9), Mr Bubbaluski (#2)



Horse/Jockey Name	Take A Bow
Final Rank	1
Fastest Section Time (Section)	0:11.18 (1000m)
Top Speed [km/h] (Section)	65.9 (1000m)
Race State	Finished



Sunshine Coast QLD Professional

Race 7: PADDY WALSH PAINTING & SOLID PLASTERING QTIS

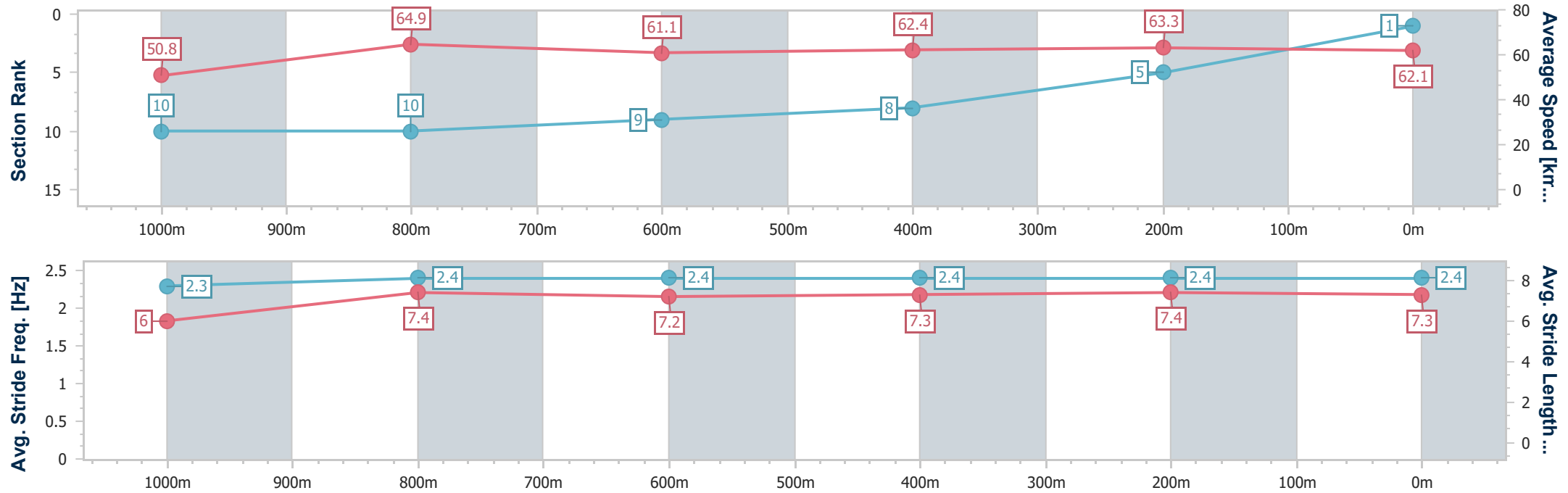
Three-Year-Old Benchmark 65 Handicap - 1200m

23 February 2025 - 16:08

Track Rating: Soft 5, Weather: Fine, Rail Position: +9m Entire

SCTC SUNSHINE COAST TURF CLUB

Section	Overall	1000m	800m	600m	400m	200m								
Section Times	1:11.82 [1] (0:14.18)	0:57.64 [10] (0:11.18)	0:46.46 [10] (0:11.82)	0:34.64 [9] (0:11.67)	0:22.97 [8] (0:11.34)	0:11.63 [5] (0:11.63)								
Average Speed [km/h]	50.8	64.9	61.1	62.4	63.3	62.1								
Top Speed [km/h]	64.7	65.9	62.7	63.9	65.0	63.9								
Avg. Dist. to Rail [m]	5.4	2.3	0.8	1.6	3.0	1.1								
Avg. Stride Freq. [Hz]	2.3	2.4	2.4	2.4	2.4	2.4								
Avg. Stride Length [m]	6.0	7.4	7.2	7.3	7.4	7.3								



[] Ranking at each section and finish
-.-.- No data available at this section
NA No data available



Horse/Jockey Name	Breezin'
Final Rank	2
Fastest Section Time (Section)	0:11.32 (400m)
Top Speed [km/h] (Section)	66.6 (1000m)
Race State	Finished



Sunshine Coast QLD Professional

Race 7: PADDY WALSH PAINTING & SOLID PLASTERING QTIS

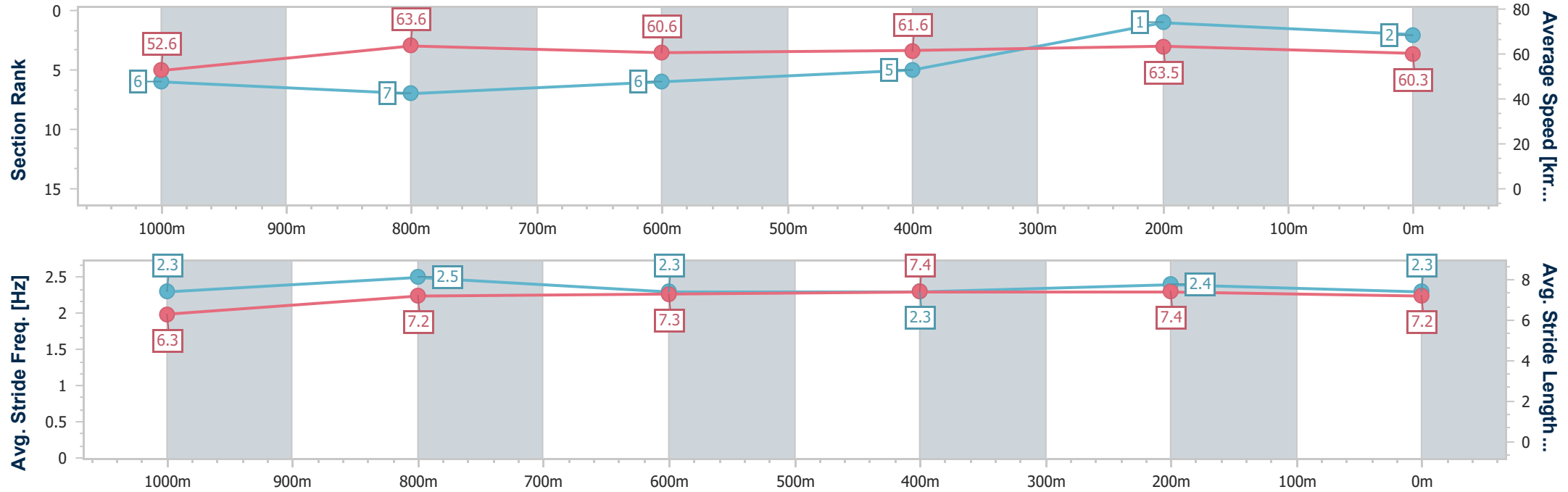
Three-Year-Old Benchmark 65 Handicap - 1200m

23 February 2025 - 16:08

Track Rating: Soft 5, Weather: Fine, Rail Position: +9m Entire

SCTCSUNSHINE COAST TURF CLUB

Section	Overall	1000m	800m	600m	400m	200m							
Section Times	1:11.89 [2] (0:13.71)	0:58.18 [6] (0:11.37)	0:46.81 [7] (0:11.87)	0:34.94 [6] (0:11.70)	0:23.24 [5] (0:11.32)	0:11.92 [1] (0:11.92)							
Average Speed [km/h]	52.6	63.6	60.6	61.6	63.5	60.3							
Top Speed [km/h]	65.9	66.6	61.4	62.9	66.1	62.8							
Avg. Dist. to Rail [m]	1.6	1.7	0.7	0.7	2.0	3.2							
Avg. Stride Freq. [Hz]	2.3	2.5	2.3	2.3	2.4	2.3							
Avg. Stride Length [m]	6.3	7.2	7.3	7.4	7.4	7.2							



[] Ranking at each section and finish
-.-.- No data available at this section
NA No data available



Horse/Jockey Name	Blantons Run
Final Rank	3
Fastest Section Time (Section)	0:11.21 (1000m)
Top Speed [km/h] (Section)	66.9 (1000m)
Race State	Finished



Sunshine Coast QLD Professional

Race 7: PADDY WALSH PAINTING & SOLID PLASTERING QTIS

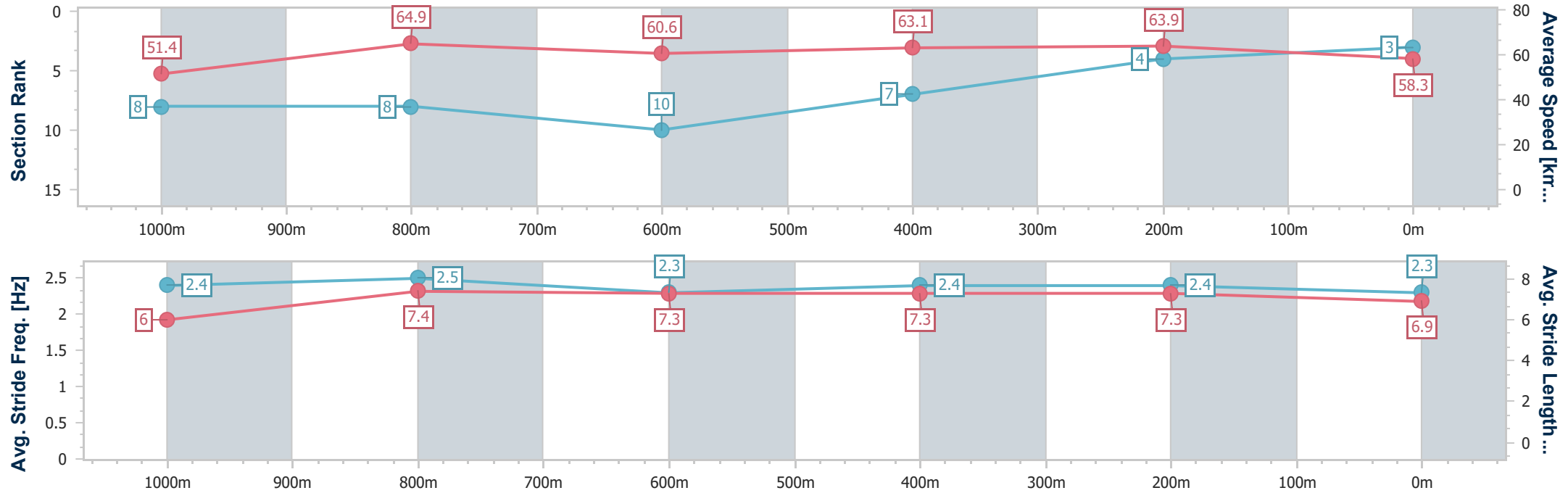
Three-Year-Old Benchmark 65 Handicap - 1200m

23 February 2025 - 16:08

Track Rating: Soft 5, Weather: Fine, Rail Position: +9m Entire

SCTC SUNSHINE COAST TURF CLUB

Section	Overall	1000m	800m	600m	400m	200m							
Section Times	1:12.42 [3] (0:13.99)	0:58.43 [8] (0:11.21)	0:47.22 [8] (0:12.06)	0:35.16 [10] (0:11.52)	0:23.64 [7] (0:11.31)	0:12.33 [4] (0:12.33)							
Average Speed [km/h]	51.4	64.9	60.6	63.1	63.9	58.3							
Top Speed [km/h]	65.8	66.9	62.1	64.7	65.4	61.9							
Avg. Dist. to Rail [m]	5.1	3.3	2.5	1.9	4.6	5.5							
Avg. Stride Freq. [Hz]	2.4	2.5	2.3	2.4	2.4	2.3							
Avg. Stride Length [m]	6.0	7.4	7.3	7.3	7.3	6.9							



- [] Ranking at each section and finish
- .-.- No data available at this section
- NA No data available



Horse/Jockey Name	Mishani Crown
Final Rank	4
Fastest Section Time (Section)	0:11.21 (1000m)
Top Speed [km/h] (Section)	67.0 (1000m)
Race State	Finished



Sunshine Coast QLD Professional

Race 7: PADDY WALSH PAINTING & SOLID PLASTERING QTIS

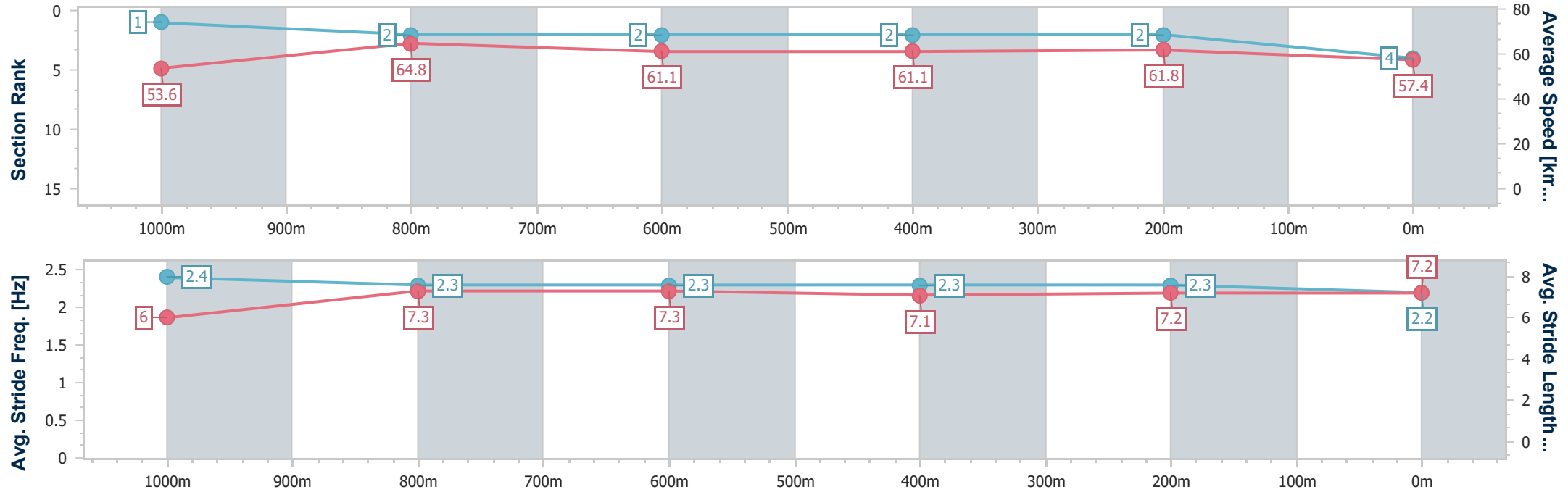
Three-Year-Old Benchmark 65 Handicap - 1200m

SCTC SUNSHINE COAST TURF CLUB

23 February 2025 - 16:08

Track Rating: Soft 5, Weather: Fine, Rail Position: +9m Entire

Section	Overall	1000m	800m	600m	400m	200m							
Section Times	1:12.60 [4] (0:13.42)	0:59.18 [1] (0:11.21)	0:47.97 [2] (0:11.94)	0:36.03 [2] (0:11.86)	0:24.17 [2] (0:11.63)	0:12.54 [2] (0:12.54)							
Average Speed [km/h]	53.6	64.8	61.1	61.1	61.8	57.4							
Top Speed [km/h]	67.0	67.0	62.0	62.1	62.6	60.7							
Avg. Dist. to Rail [m]	10.0	3.8	1.8	1.6	3.4	2.8							
Avg. Stride Freq. [Hz]	2.4	2.3	2.3	2.3	2.3	2.2							
Avg. Stride Length [m]	6.0	7.3	7.3	7.1	7.2	7.2							



[] Ranking at each section and finish
- - - - No data available at this section
NA No data available



Horse/Jockey Name	Ask Me Mate
Final Rank	5
Fastest Section Time (Section)	0:11.23 (1000m)
Top Speed [km/h] (Section)	66.4 (1000m)
Race State	Finished



Sunshine Coast QLD Professional

Race 7: PADDY WALSH PAINTING & SOLID PLASTERING QTIS

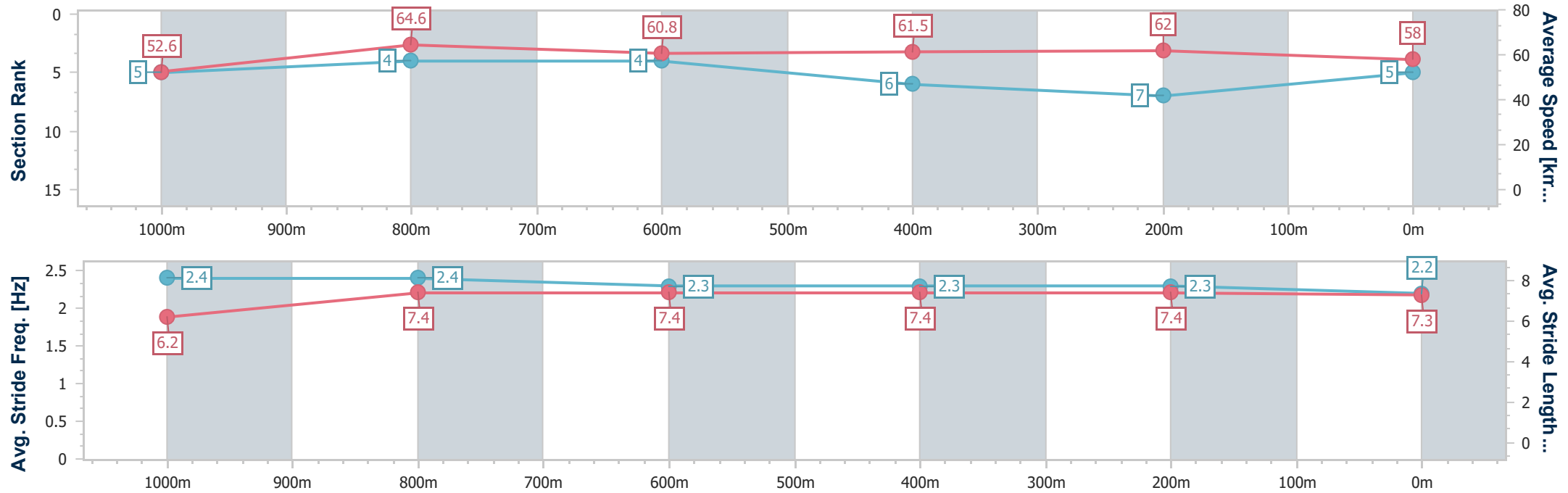
Three-Year-Old Benchmark 65 Handicap - 1200m

23 February 2025 - 16:08

Track Rating: Soft 5, Weather: Fine, Rail Position: +9m Entire

SCTC SUNSHINE COAST TURF CLUB

Section	Overall	1000m	800m	600m	400m	200m							
Section Times	1:12.72 [5] (0:13.69)	0:59.03 [5] (0:11.23)	0:47.80 [4] (0:11.91)	0:35.89 [4] (0:11.86)	0:24.03 [6] (0:11.61)	0:12.42 [7] (0:12.42)							
Average Speed [km/h]	52.6	64.6	60.8	61.5	62.0	58.0							
Top Speed [km/h]	64.6	66.4	62.8	63.6	62.7	60.2							
Avg. Dist. to Rail [m]	3.9	2.1	1.1	2.2	5.2	5.4							
Avg. Stride Freq. [Hz]	2.4	2.4	2.3	2.3	2.3	2.2							
Avg. Stride Length [m]	6.2	7.4	7.4	7.4	7.4	7.3							



[] Ranking at each section and finish
- - - - No data available at this section
NA No data available



Horse/Jockey Name	Sheraquay
Final Rank	6
Fastest Section Time (Section)	0:11.12 (1000m)
Top Speed [km/h] (Section)	67.0 (1000m)
Race State	Finished



Sunshine Coast QLD Professional

Race 7: PADDY WALSH PAINTING & SOLID PLASTERING QTIS

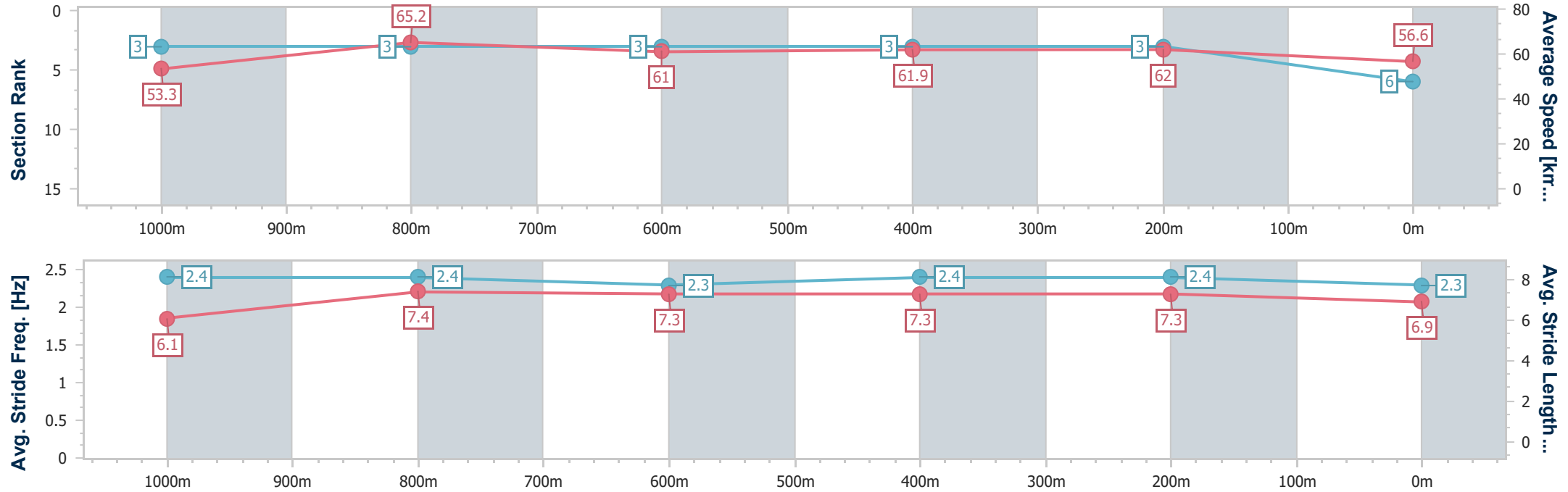
Three-Year-Old Benchmark 65 Handicap - 1200m

23 February 2025 - 16:08

Track Rating: Soft 5, Weather: Fine, Rail Position: +9m Entire

SCTCSUNSHINE COAST TURF CLUB

Section	Overall	1000m	800m	600m	400m	200m							
Section Times	1:12.77 [6] (0:13.55)	0:59.22 [3] (0:11.12)	0:48.10 [3] (0:11.98)	0:36.12 [3] (0:11.80)	0:24.32 [3] (0:11.61)	0:12.71 [3] (0:12.71)							
Average Speed [km/h]	53.3	65.2	61.0	61.9	62.0	56.6							
Top Speed [km/h]	65.9	67.0	62.5	63.0	63.0	60.3							
Avg. Dist. to Rail [m]	7.3	3.8	2.4	2.3	4.5	5.0							
Avg. Stride Freq. [Hz]	2.4	2.4	2.3	2.4	2.4	2.3							
Avg. Stride Length [m]	6.1	7.4	7.3	7.3	7.3	6.9							



[] Ranking at each section and finish
-.-.- No data available at this section
NA No data available



Horse/Jockey Name	Ramp It Up
Final Rank	7
Fastest Section Time (Section)	0:11.12 (1000m)
Top Speed [km/h] (Section)	67.3 (1000m)
Race State	Finished



Sunshine Coast QLD Professional

Race 7: PADDY WALSH PAINTING & SOLID PLASTERING QTIS

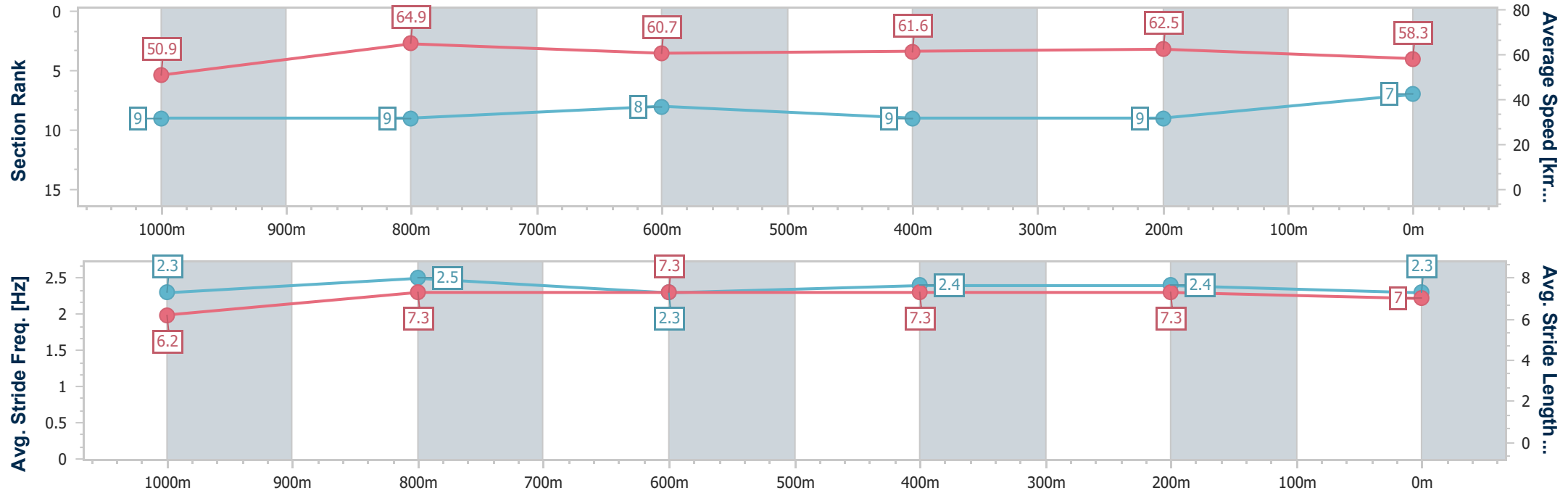
Three-Year-Old Benchmark 65 Handicap - 1200m

23 February 2025 - 16:08

Track Rating: Soft 5, Weather: Fine, Rail Position: +9m Entire

SCTC SUNSHINE COAST TURF CLUB

Section	Overall	1000m	800m	600m	400m	200m							
Section Times	1:12.79 [7] (0:14.17)	0:58.62 [9] (0:11.12)	0:47.50 [9] (0:11.85)	0:35.65 [8] (0:11.75)	0:23.90 [9] (0:11.54)	0:12.36 [9] (0:12.36)							
Average Speed [km/h]	50.9	64.9	60.7	61.6	62.5	58.3							
Top Speed [km/h]	64.9	67.3	61.6	62.6	63.2	60.9							
Avg. Dist. to Rail [m]	2.9	1.5	0.5	1.0	5.3	5.4							
Avg. Stride Freq. [Hz]	2.3	2.5	2.3	2.4	2.4	2.3							
Avg. Stride Length [m]	6.2	7.3	7.3	7.3	7.3	7.0							



[] Ranking at each section and finish
-.-.- No data available at this section
NA No data available



Horse/Jockey Name	Diamond Epic
Final Rank	8
Fastest Section Time (Section)	0:11.20 (1000m)
Top Speed [km/h] (Section)	67.7 (1000m)
Race State	Finished



Sunshine Coast QLD Professional

Race 7: PADDY WALSH PAINTING & SOLID PLASTERING QTIS

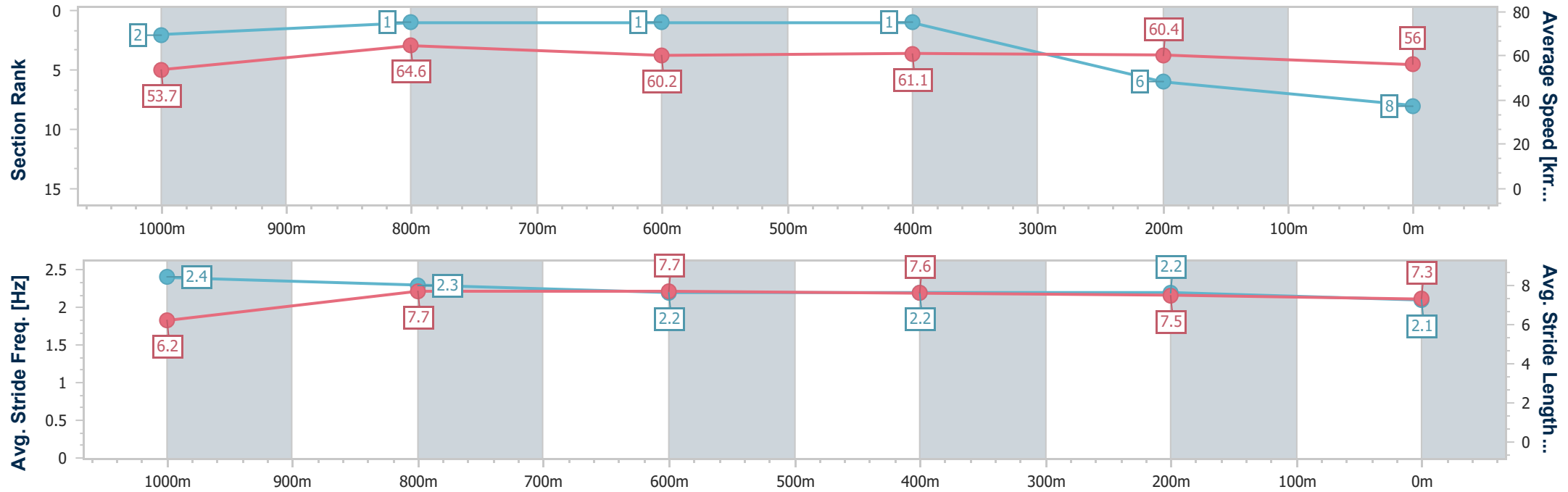
Three-Year-Old Benchmark 65 Handicap - 1200m

SCTC SUNSHINE COAST TURF CLUB

23 February 2025 - 16:08

Track Rating: Soft 5, Weather: Fine, Rail Position: +9m Entire

Section	Overall	1000m	800m	600m	400m	200m							
Section Times	1:13.16 [8] (0:13.42)	0:59.74 [2] (0:11.20)	0:48.54 [1] (0:11.94)	0:36.60 [1] (0:11.82)	0:24.78 [1] (0:11.90)	0:12.88 [6] (0:12.88)							
Average Speed [km/h]	53.7	64.6	60.2	61.1	60.4	56.0							
Top Speed [km/h]	67.5	67.7	61.1	61.5	61.4	58.9							
Avg. Dist. to Rail [m]	8.6	2.0	0.3	0.3	2.8	2.4							
Avg. Stride Freq. [Hz]	2.4	2.3	2.2	2.2	2.2	2.1							
Avg. Stride Length [m]	6.2	7.7	7.7	7.6	7.5	7.3							



[] Ranking at each section and finish
- - - - No data available at this section
NA No data available



Horse/Jockey Name	Blakemore Avenue
Final Rank	9
Fastest Section Time (Section)	0:11.25 (1000m)
Top Speed [km/h] (Section)	67.5 (1000m)
Race State	Finished



Sunshine Coast QLD Professional

Race 7: PADDY WALSH PAINTING & SOLID PLASTERING QTIS

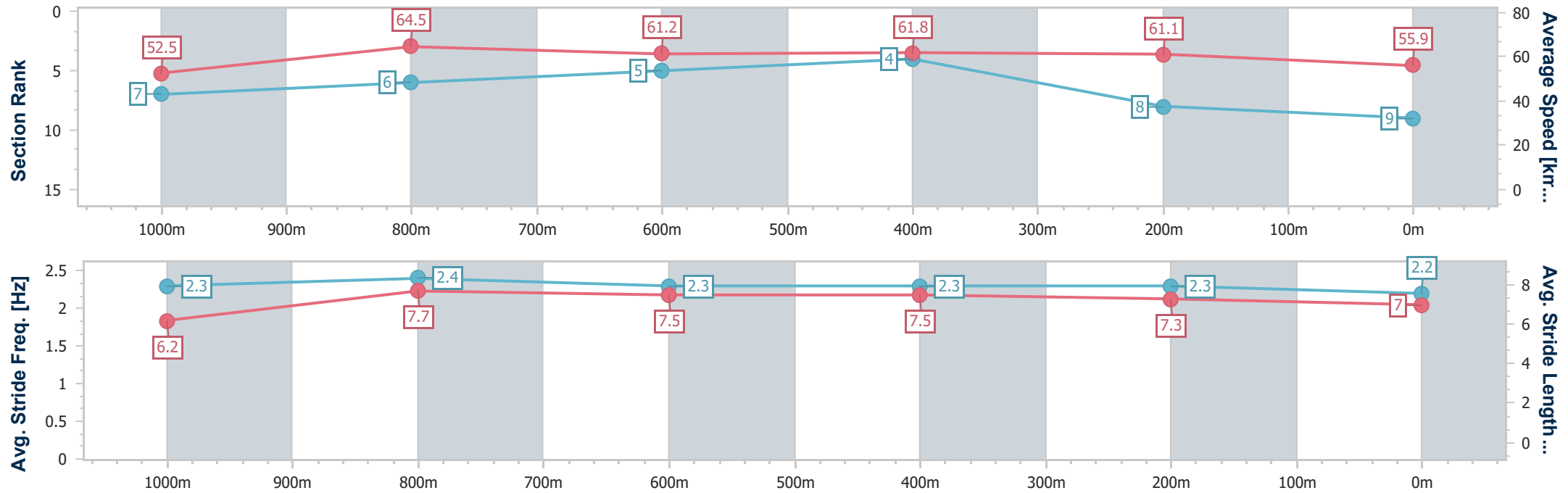
Three-Year-Old Benchmark 65 Handicap - 1200m

23 February 2025 - 16:08

Track Rating: Soft 5, Weather: Fine, Rail Position: +9m Entire

SCTC SUNSHINE COAST TURF CLUB

Section	Overall	1000m	800m	600m	400m	200m							
Section Times	1:13.31 [9] (0:13.72)	0:59.59 [7] (0:11.25)	0:48.34 [6] (0:11.91)	0:36.43 [5] (0:11.75)	0:24.68 [4] (0:11.77)	0:12.91 [8] (0:12.91)							
Average Speed [km/h]	52.5	64.5	61.2	61.8	61.1	55.9							
Top Speed [km/h]	65.7	67.5	62.3	62.5	62.4	59.1							
Avg. Dist. to Rail [m]	5.2	3.0	1.7	1.8	5.2	5.4							
Avg. Stride Freq. [Hz]	2.3	2.4	2.3	2.3	2.3	2.2							
Avg. Stride Length [m]	6.2	7.7	7.5	7.5	7.3	7.0							



[] Ranking at each section and finish
-.-.- No data available at this section
NA No data available



Horse/Jockey Name	Maragical
Final Rank	10
Fastest Section Time (Section)	0:11.33 (1000m)
Top Speed [km/h] (Section)	66.6 (1000m)
Race State	Finished



Sunshine Coast QLD Professional

Race 7: PADDY WALSH PAINTING & SOLID PLASTERING QTIS

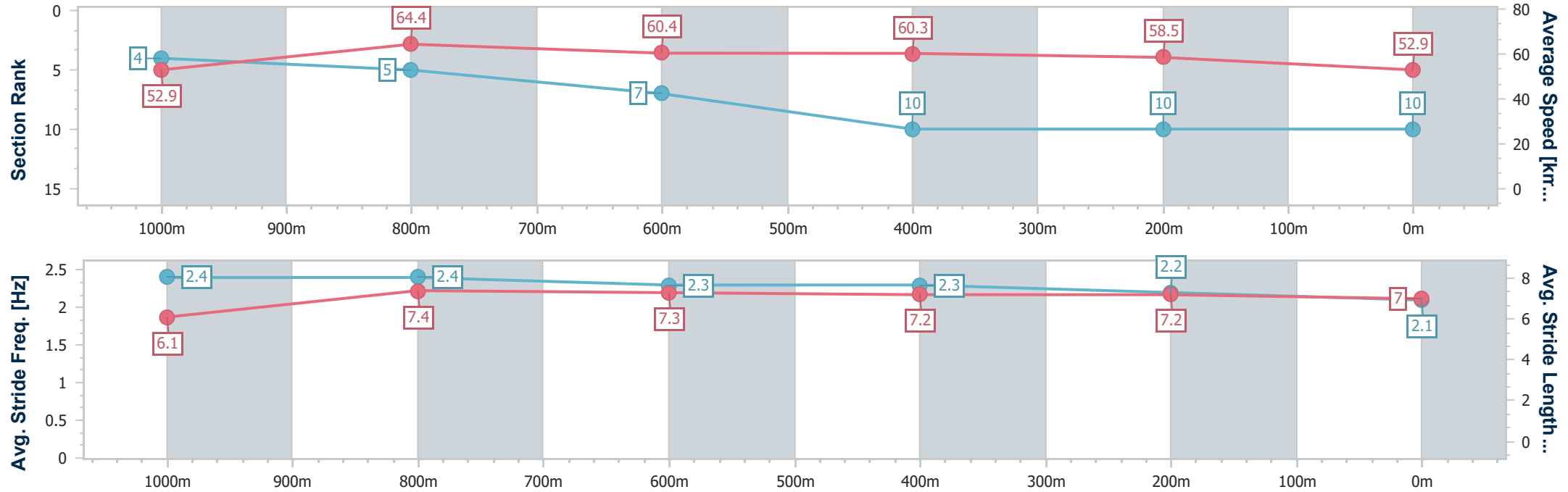
Three-Year-Old Benchmark 65 Handicap - 1200m

SCTC SUNSHINE COAST TURF CLUB

23 February 2025 - 16:08

Track Rating: Soft 5, Weather: Fine, Rail Position: +9m Entire

Section	Overall	1000m	800m	600m	400m	200m								
Section Times	1:15.18 [10] (0:13.62)	1:01.56 [4] (0:11.33)	0:50.23 [5] (0:12.10)	0:38.13 [7] (0:12.21)	0:25.92 [10] (0:12.31)	0:13.61 [10] (0:13.61)								
Average Speed [km/h]	52.9	64.4	60.4	60.3	58.5	52.9								
Top Speed [km/h]	65.3	66.6	61.9	62.0	60.1	55.2								
Avg. Dist. to Rail [m]	7.7	4.7	2.7	4.2	4.3	3.4								
Avg. Stride Freq. [Hz]	2.4	2.4	2.3	2.3	2.2	2.1								
Avg. Stride Length [m]	6.1	7.4	7.3	7.2	7.2	7.0								



- [] Ranking at each section and finish
- .-.- No data available at this section
- NA No data available



Sunshine Coast QLD Professional

Race 8: TAB BENCHMARK 70 Handicap - 1400m

23 February 2025 - 16:49



Track Rating: Soft 5, Weather: Fine, Rail Position: +9m Entire

Section		Overall				1200m	1000m	800m	600m	400m	Last 600m	
Field Times		1:25.33				1:11.31	0:59.91	0:47.50	0:35.04	0:23.43	0:35.04	
		(0:14.02)				(0:11.40)	(0:12.41)	(0:12.46)	(0:11.61)	(0:11.47)		
Rank	TAB	Horse/Jockey	Barrier	Top Speed [km/h]	Fastest Section							Distance Travelled [m]
1	5	TAVIS TOWN	3	63.7	0:11.47	1:25.33 [1]	1:10.95 [6]	0:59.21 [6]	0:47.14 [5]	0:35.04 [1]	0:23.43 [1]	0:35.04
		Jace McMurray		600m	400m	(0:14.38)	(0:11.74)	(0:12.07)	(0:12.10)	(0:11.61)	(0:11.47)	
2	11	DIVAKARA	10	65.6	0:11.24	1:25.37 [2]	1:10.80 [8]	0:59.10 [7]	0:46.87 [8]	0:34.37 [8]	0:22.91 [9]	0:34.37 -1
		Kyle Wilson-Taylor		Overall	400m	(0:14.57)	(0:11.70)	(0:12.23)	(0:12.50)	(0:11.46)	(0:11.24)	
3	10	SOBUTE	4	64.5	0:11.27	1:25.64 [3]	1:11.11 [7]	0:59.28 [8]	0:47.24 [7]	0:34.90 [6]	0:23.35 [6]	0:34.90 +0
		Bailey Wheeler		400m	400m	(0:14.53)	(0:11.83)	(0:12.04)	(0:12.34)	(0:11.55)	(0:11.27)	
4	13	TYPHOON TIP	5	64.5	0:11.44	1:25.67 [4]	1:11.63 [3]	0:59.88 [3]	0:47.57 [3]	0:35.11 [4]	0:23.44 [4]	0:35.11 -5
		Nikita Beriman		400m	400m	(0:14.04)	(0:11.75)	(0:12.31)	(0:12.46)	(0:11.67)	(0:11.44)	
5	12	IMARICHGIRL	11	65.5	0:11.20	1:25.78 [5]	1:10.79 [10]	0:59.14 [10]	0:46.96 [10]	0:34.52 [10]	0:23.07 [10]	0:34.52 -5
		Damien Thornton		400m	400m	(0:14.99)	(0:11.65)	(0:12.18)	(0:12.44)	(0:11.45)	(0:11.20)	
6	7	APRIL IN AUGUSTA	9	65.4	0:11.44	1:25.78 [6]	1:11.76 [1]	1:00.32 [2]	0:47.92 [2]	0:35.47 [2]	0:23.87 [2]	0:35.47 -1
		Cejay Graham		1200m	1200m	(0:14.02)	(0:11.44)	(0:12.40)	(0:12.45)	(0:11.60)	(0:11.47)	
7	4	CENTRE BOUNCE	1	64.5	0:11.45	1:25.98 [7]	1:11.75 [5]	0:59.89 [5]	0:47.66 [6]	0:35.18 [7]	0:23.60 [7]	0:35.18 -6
		Andrew Mallyon		400m	400m	(0:14.23)	(0:11.86)	(0:12.23)	(0:12.48)	(0:11.58)	(0:11.45)	
8	1	MY PINS	7	64.4	0:11.44	1:26.00 [8]	1:11.90 [4]	1:00.17 [4]	0:47.89 [4]	0:35.39 [5]	0:23.75 [5]	0:35.39 +3
		Amy Graham		400m	400m	(0:14.10)	(0:11.73)	(0:12.28)	(0:12.50)	(0:11.64)	(0:11.44)	
9	2	AMERICAN PRESIDENT	2	65.2	0:11.39	1:26.02 [9]	1:11.99 [2]	1:00.60 [1]	0:48.19 [1]	0:35.64 [3]	0:23.94 [3]	0:35.64 -2
		Justin Huxtable		1200m	1200m	(0:14.03)	(0:11.39)	(0:12.41)	(0:12.55)	(0:11.70)	(0:11.57)	
10	3	I AM LETHAL	8	65.3	0:11.34	1:26.70 [10]	1:12.10 [9]	1:00.15 [9]	0:48.01 [9]	0:35.68 [9]	0:24.24 [8]	0:35.68 -1
		Jake Bayliss		400m	400m	(0:14.60)	(0:11.95)	(0:12.14)	(0:12.33)	(0:11.44)	(0:11.34)	

Scratched: Pepperdine (#6), Fighting Idol (#8), Outsmarted (#9), Change The Deel (#14)



Sunshine Coast QLD Professional
Race 8: TAB BENCHMARK 70 Handicap - 1400m
23 February 2025 - 16:49



Track Rating: Soft 5, Weather: Fine, Rail Position: +9m Entire

Section		Field Times		200m		Last 600m			
				0:11.96 (0:11.96)		0:35.04			
Rank	TAB	Horse/Jockey	Barrier	Top Speed [km/h]	Fastest Section	Margin	Distance Travelled [m]		
1	5	TAVIS TOWN	3	63.7	0:11.47	0:11.96 [1]	1:25.33	0:35.04	
		Jace McMurray		600m	400m	(0:11.96)			
2	11	DIVAKARA	10	65.6	0:11.24	0:11.67 [7]	0.2L	0:34.37	-1
		Kyle Wilson-Taylor		Overall	400m	(0:11.67)			
3	10	SOBUTE	4	64.5	0:11.27	0:12.08 [3]	1.7L	0:34.90	+0
		Bailey Wheeler		400m	400m	(0:12.08)			
4	13	TYPHOON TIP	5	64.5	0:11.44	0:12.00 [5]	1.8L	0:35.11	-5
		Nikita Beriman		400m	400m	(0:12.00)			
5	12	IMARICHGIRL	11	65.5	0:11.20	0:11.87 [10]	2.3L	0:34.52	-5
		Damien Thornton		400m	400m	(0:11.87)			
6	7	APRIL IN AUGUSTA	9	65.4	0:11.44	0:12.40 [2]	2.4L	0:35.47	-1
		Cejay Graham		1200m	1200m	(0:12.40)			
7	4	CENTRE BOUNCE	1	64.5	0:11.45	0:12.15 [9]	3.4L	0:35.18	-6
		Andrew Mallyon		400m	400m	(0:12.15)			
8	1	MY PINS	7	64.4	0:11.44	0:12.31 [6]	3.5L	0:35.39	+3
		Amy Graham		400m	400m	(0:12.31)			
9	2	AMERICAN PRESIDENT	2	65.2	0:11.39	0:12.37 [4]	3.6L	0:35.64	-2
		Justin Huxtable		1200m	1200m	(0:12.37)			
10	3	I AM LETHAL	8	65.3	0:11.34	0:12.90 [8]	7.4L	0:35.68	-1
		Jake Bayliss		400m	400m	(0:12.90)			

Scratched: Pepperdine (#6), Fighting Idol (#8), Outsmarted (#9), Change The Deel (#14)



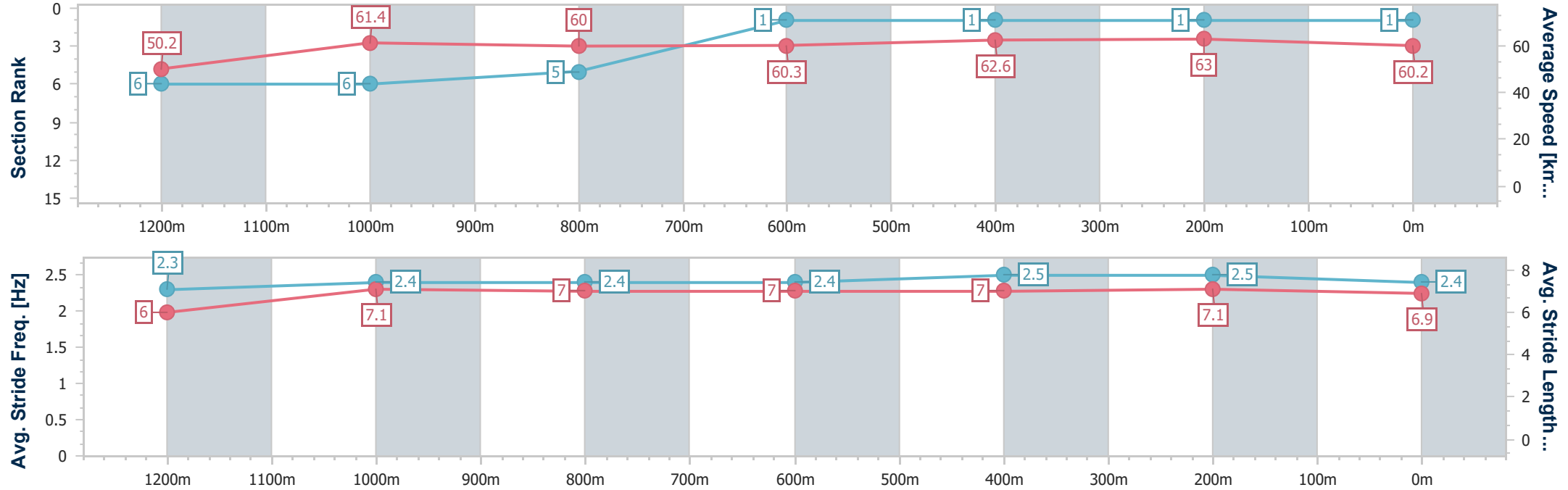
Horse/Jockey Name	Tavis Town
Final Rank	1
Fastest Section Time (Section)	0:11.47 (400m)
Top Speed [km/h] (Section)	63.7 (600m)
Race State	Finished



Sunshine Coast QLD Professional
Race 8: TAB BENCHMARK 70 Handicap - 1400m
23 February 2025 - 16:49
Track Rating: Soft 5, Weather: Fine, Rail Position: +9m Entire



Section	Overall	1200m	1000m	800m	600m	400m	200m						
Section Times	1:25.33 [1] (0:14.38)	1:10.95 [6] (0:11.74)	0:59.21 [6] (0:12.07)	0:47.14 [5] (0:12.10)	0:35.04 [1] (0:11.61)	0:23.43 [1] (0:11.47)	0:11.96 [1] (0:11.96)						
Average Speed [km/h]	50.2	61.4	60.0	60.3	62.6	63.0	60.2						
Top Speed [km/h]	62.2	62.2	62.9	62.7	63.7	63.6	61.8						
Avg. Dist. to Rail [m]	3.4	2.2	2.4	2.4	2.0	2.5	2.7						
Avg. Stride Freq. [Hz]	2.3	2.4	2.4	2.4	2.5	2.5	2.4						
Avg. Stride Length [m]	6.0	7.1	7.0	7.0	7.0	7.1	6.9						





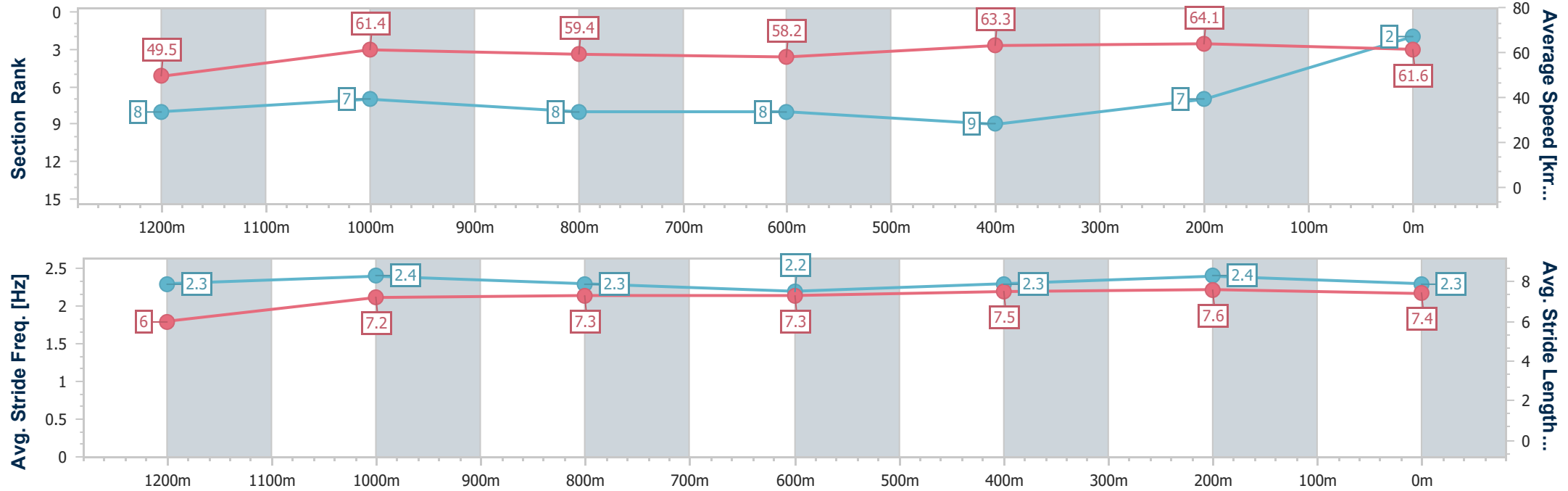
Horse/Jockey Name	Divakara
Final Rank	2
Fastest Section Time (Section)	0:11.24 (400m)
Top Speed [km/h] (Section)	65.6 (Overall)
Race State	Finished



Sunshine Coast QLD Professional
Race 8: TAB BENCHMARK 70 Handicap - 1400m
23 February 2025 - 16:49
Track Rating: Soft 5, Weather: Fine, Rail Position: +9m Entire



Section	Overall	1200m	1000m	800m	600m	400m	200m						
Section Times	1:25.37 [2] (0:14.57)	1:10.80 [8] (0:11.70)	0:59.10 [7] (0:12.23)	0:46.87 [8] (0:12.50)	0:34.37 [8] (0:11.46)	0:22.91 [9] (0:11.24)	0:11.67 [7] (0:11.67)						
Average Speed [km/h]	49.5	61.4	59.4	58.2	63.3	64.1	61.6						
Top Speed [km/h]	65.6	65.6	61.2	62.1	65.2	65.5	63.0						
Avg. Dist. to Rail [m]	6.6	2.2	2.2	2.0	1.5	3.6	4.3						
Avg. Stride Freq. [Hz]	2.3	2.4	2.3	2.2	2.3	2.4	2.3						
Avg. Stride Length [m]	6.0	7.2	7.3	7.3	7.5	7.6	7.4						



- [] Ranking at each section and finish
- .-.- No data available at this section
- NA No data available



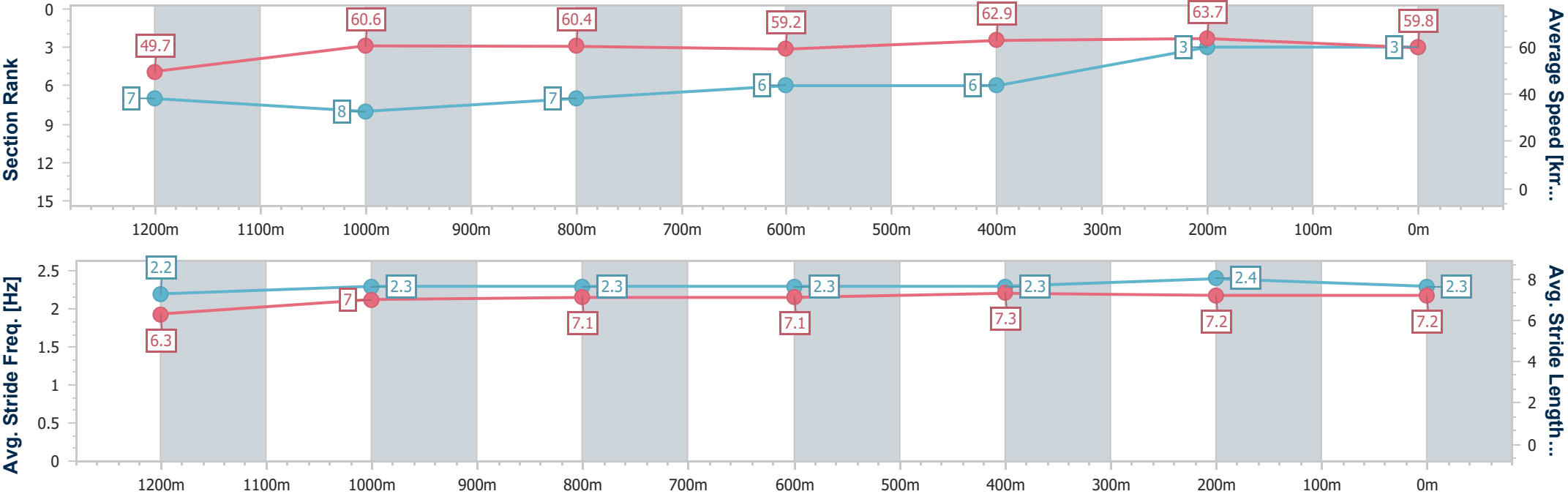
Horse/Jockey Name	Sobute
Final Rank	3
Fastest Section Time (Section)	0:11.27 (400m)
Top Speed [km/h] (Section)	64.5 (400m)
Race State	Finished



Sunshine Coast QLD Professional
Race 8: TAB BENCHMARK 70 Handicap - 1400m
23 February 2025 - 16:49
Track Rating: Soft 5, Weather: Fine, Rail Position: +9m Entire



Section	Overall	1200m	1000m	800m	600m	400m	200m						
Section Times	1:25.64 [3] (0:14.53)	1:11.11 [7] (0:11.83)	0:59.28 [8] (0:12.04)	0:47.24 [7] (0:12.34)	0:34.90 [6] (0:11.55)	0:23.35 [6] (0:11.27)	0:12.08 [3] (0:12.08)						
Average Speed [km/h]	49.7	60.6	60.4	59.2	62.9	63.7	59.8						
Top Speed [km/h]	61.7	61.9	61.7	62.5	63.6	64.5	62.5						
Avg. Dist. to Rail [m]	4.8	3.7	2.8	2.3	1.5	4.0	4.4						
Avg. Stride Freq. [Hz]	2.2	2.3	2.3	2.3	2.3	2.4	2.3						
Avg. Stride Length [m]	6.3	7.0	7.1	7.1	7.3	7.2	7.2						



[] Ranking at each section and finish
-.-.- No data available at this section
NA No data available



Horse/Jockey Name	Typhoon Tip
Final Rank	4
Fastest Section Time (Section)	0:11.44 (400m)
Top Speed [km/h] (Section)	64.5 (400m)
Race State	Finished



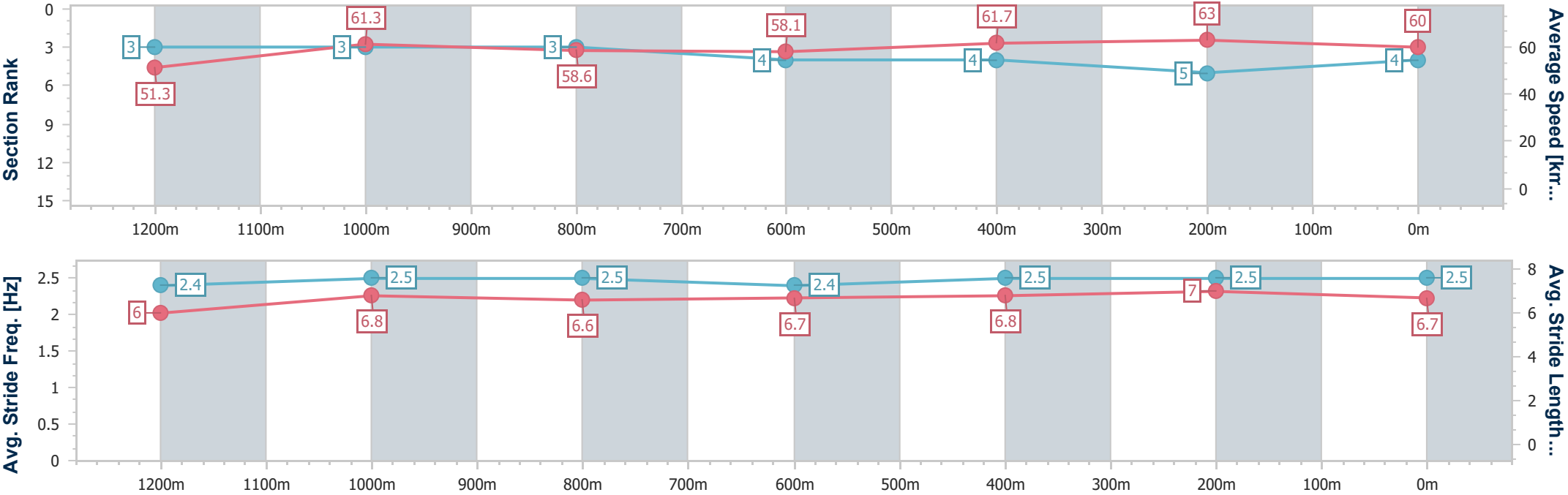
Sunshine Coast QLD Professional
Race 8: TAB BENCHMARK 70 Handicap - 1400m



23 February 2025 - 16:49

Track Rating: Soft 5, Weather: Fine, Rail Position: +9m Entire

Section	Overall	1200m	1000m	800m	600m	400m	200m						
Section Times	1:25.67 [4] (0:14.04)	1:11.63 [3] (0:11.75)	0:59.88 [3] (0:12.31)	0:47.57 [3] (0:12.46)	0:35.11 [4] (0:11.67)	0:23.44 [4] (0:11.44)	0:12.00 [5] (0:12.00)						
Average Speed [km/h]	51.3	61.3	58.6	58.1	61.7	63.0	60.0						
Top Speed [km/h]	63.1	62.1	61.0	60.6	64.0	64.5	62.1						
Avg. Dist. to Rail [m]	4.3	1.2	1.1	0.9	0.4	0.8	1.2						
Avg. Stride Freq. [Hz]	2.4	2.5	2.5	2.4	2.5	2.5	2.5						
Avg. Stride Length [m]	6.0	6.8	6.6	6.7	6.8	7.0	6.7						



- [] Ranking at each section and finish
- .-.- No data available at this section
- NA No data available



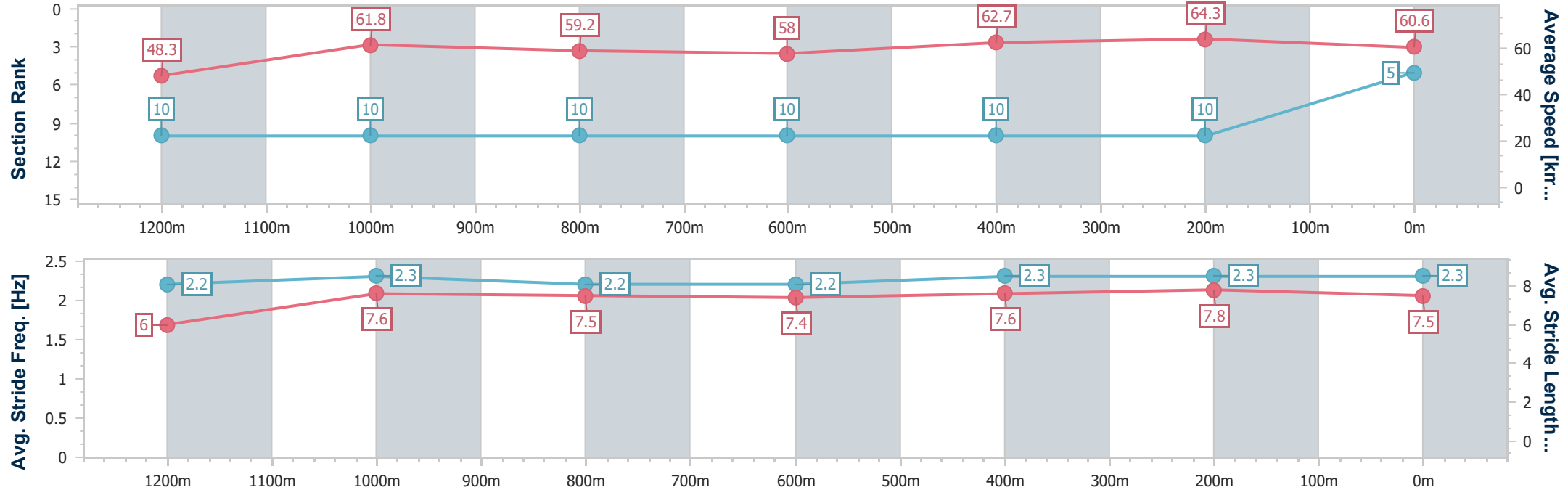
Horse/Jockey Name	Imarichgirl
Final Rank	5
Fastest Section Time (Section)	0:11.20 (400m)
Top Speed [km/h] (Section)	65.5 (400m)
Race State	Finished



Sunshine Coast QLD Professional
Race 8: TAB BENCHMARK 70 Handicap - 1400m
23 February 2025 - 16:49
Track Rating: Soft 5, Weather: Fine, Rail Position: +9m Entire



Section	Overall	1200m	1000m	800m	600m	400m	200m						
Section Times	1:25.78 [5] (0:14.99)	1:10.79 [10] (0:11.65)	0:59.14 [10] (0:12.18)	0:46.96 [10] (0:12.44)	0:34.52 [10] (0:11.45)	0:23.07 [10] (0:11.20)	0:11.87 [10] (0:11.87)						
Average Speed [km/h]	48.3	61.8	59.2	58.0	62.7	64.3	60.6						
Top Speed [km/h]	63.4	64.1	60.9	60.3	63.9	65.5	62.2						
Avg. Dist. to Rail [m]	7.2	2.1	1.4	0.5	0.5	0.8	3.5						
Avg. Stride Freq. [Hz]	2.2	2.3	2.2	2.2	2.3	2.3	2.3						
Avg. Stride Length [m]	6.0	7.6	7.5	7.4	7.6	7.8	7.5						



- [] Ranking at each section and finish
- .-.- No data available at this section
- NA No data available



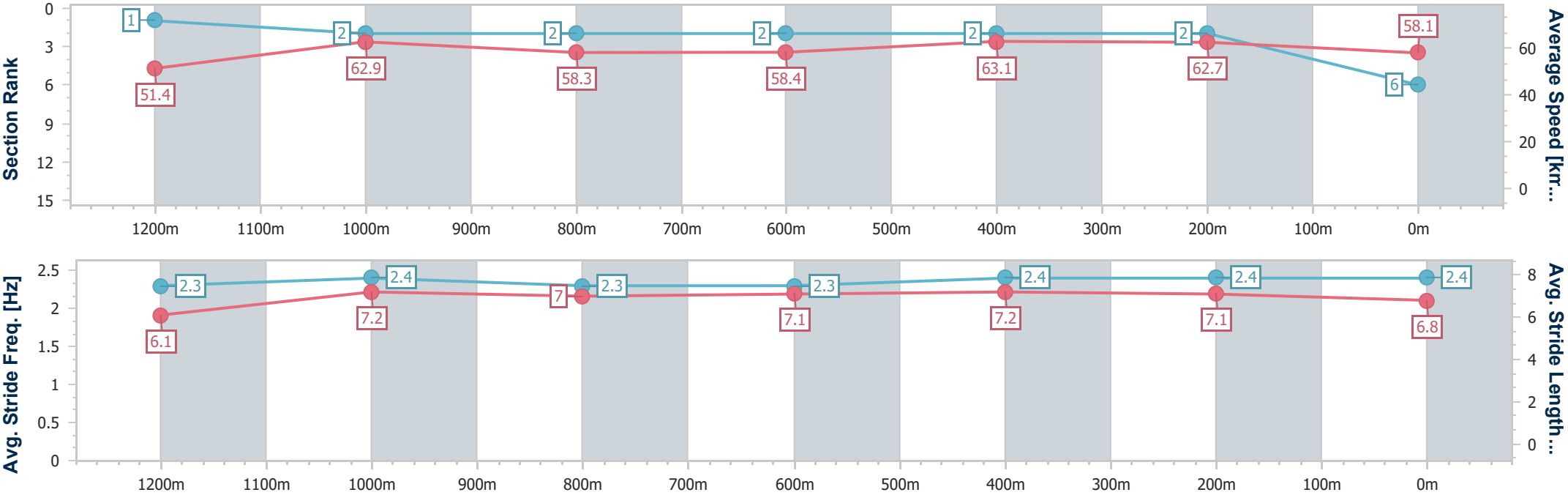
Horse/Jockey Name	April In Augusta
Final Rank	6
Fastest Section Time (Section)	0:11.44 (1200m)
Top Speed [km/h] (Section)	65.4 (1200m)
Race State	Finished



Sunshine Coast QLD Professional
Race 8: TAB BENCHMARK 70 Handicap - 1400m
23 February 2025 - 16:49
Track Rating: Soft 5, Weather: Fine, Rail Position: +9m Entire



Section	Overall	1200m	1000m	800m	600m	400m	200m						
Section Times	1:25.78 [6] (0:14.02)	1:11.76 [1] (0:11.44)	1:00.32 [2] (0:12.40)	0:47.92 [2] (0:12.45)	0:35.47 [2] (0:11.60)	0:23.87 [2] (0:11.47)	0:12.40 [2] (0:12.40)						
Average Speed [km/h]	51.4	62.9	58.3	58.4	63.1	62.7	58.1						
Top Speed [km/h]	64.7	65.4	60.2	61.5	63.9	63.8	61.6						
Avg. Dist. to Rail [m]	6.5	3.1	2.0	1.6	2.5	3.1	1.6						
Avg. Stride Freq. [Hz]	2.3	2.4	2.3	2.3	2.4	2.4	2.4						
Avg. Stride Length [m]	6.1	7.2	7.0	7.1	7.2	7.1	6.8						





Horse/Jockey Name	Centre Bounce
Final Rank	7
Fastest Section Time (Section)	0:11.45 (400m)
Top Speed [km/h] (Section)	64.5 (400m)
Race State	Finished



Sunshine Coast QLD Professional

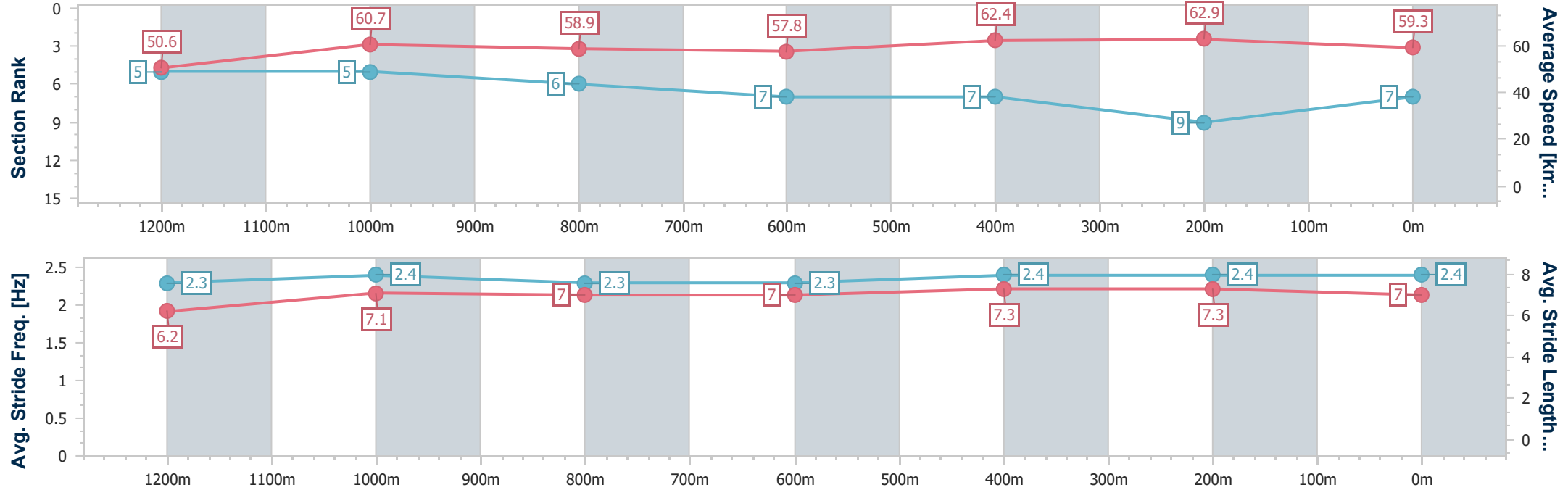
Race 8: TAB BENCHMARK 70 Handicap - 1400m

23 February 2025 - 16:49

Track Rating: Soft 5, Weather: Fine, Rail Position: +9m Entire



Section	Overall	1200m	1000m	800m	600m	400m	200m						
Section Times	1:25.98 [7] (0:14.23)	1:11.75 [5] (0:11.86)	0:59.89 [5] (0:12.23)	0:47.66 [6] (0:12.48)	0:35.18 [7] (0:11.58)	0:23.60 [7] (0:11.45)	0:12.15 [9] (0:12.15)						
Average Speed [km/h]	50.6	60.7	58.9	57.8	62.4	62.9	59.3						
Top Speed [km/h]	63.7	61.8	61.7	59.1	64.1	64.5	61.2						
Avg. Dist. to Rail [m]	1.2	1.1	0.8	0.3	0.4	2.9	4.6						
Avg. Stride Freq. [Hz]	2.3	2.4	2.3	2.3	2.4	2.4	2.4						
Avg. Stride Length [m]	6.2	7.1	7.0	7.0	7.3	7.3	7.0						



- [] Ranking at each section and finish
- .-.- No data available at this section
- NA No data available



Horse/Jockey Name	My Pins
Final Rank	8
Fastest Section Time (Section)	0:11.44 (400m)
Top Speed [km/h] (Section)	64.4 (400m)
Race State	Finished



Sunshine Coast QLD Professional

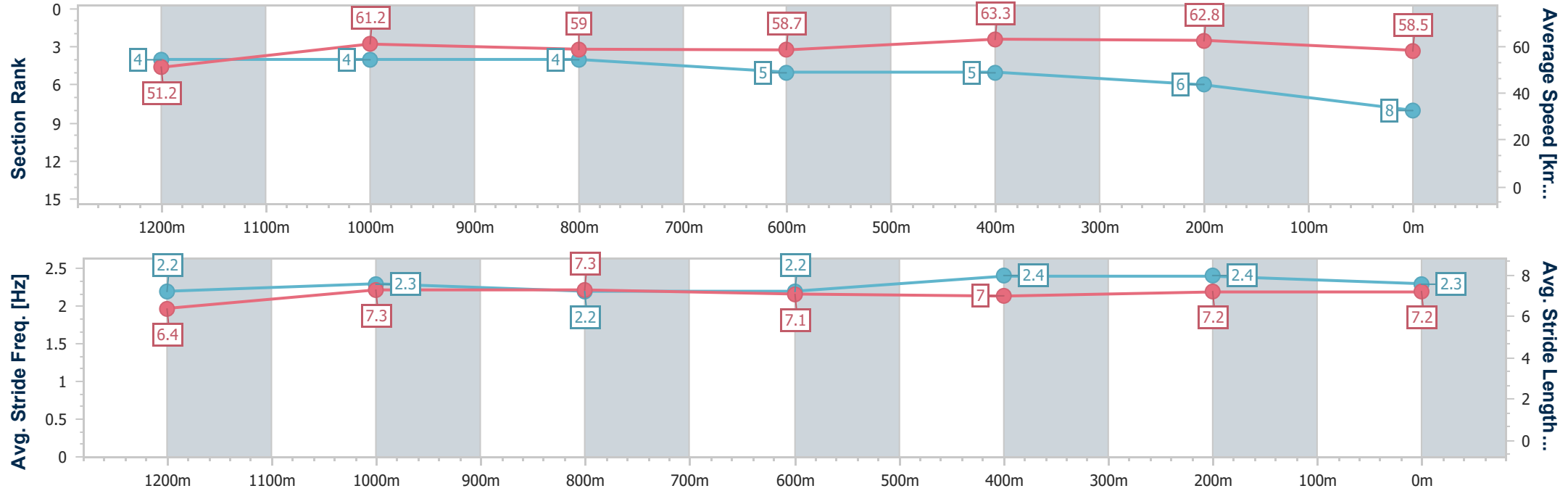
Race 8: TAB BENCHMARK 70 Handicap - 1400m

23 February 2025 - 16:49

Track Rating: Soft 5, Weather: Fine, Rail Position: +9m Entire



Section	Overall	1200m	1000m	800m	600m	400m	200m						
Section Times	1:26.00 [8] (0:14.10)	1:11.90 [4] (0:11.73)	1:00.17 [4] (0:12.28)	0:47.89 [4] (0:12.50)	0:35.39 [5] (0:11.64)	0:23.75 [5] (0:11.44)	0:12.31 [6] (0:12.31)						
Average Speed [km/h]	51.2	61.2	59.0	58.7	63.3	62.8	58.5						
Top Speed [km/h]	63.3	63.5	61.1	61.3	64.2	64.4	61.1						
Avg. Dist. to Rail [m]	6.1	3.4	2.5	2.7	4.2	5.1	4.6						
Avg. Stride Freq. [Hz]	2.2	2.3	2.2	2.2	2.4	2.4	2.3						
Avg. Stride Length [m]	6.4	7.3	7.3	7.1	7.0	7.2	7.2						



- [] Ranking at each section and finish
- .-.- No data available at this section
- NA No data available



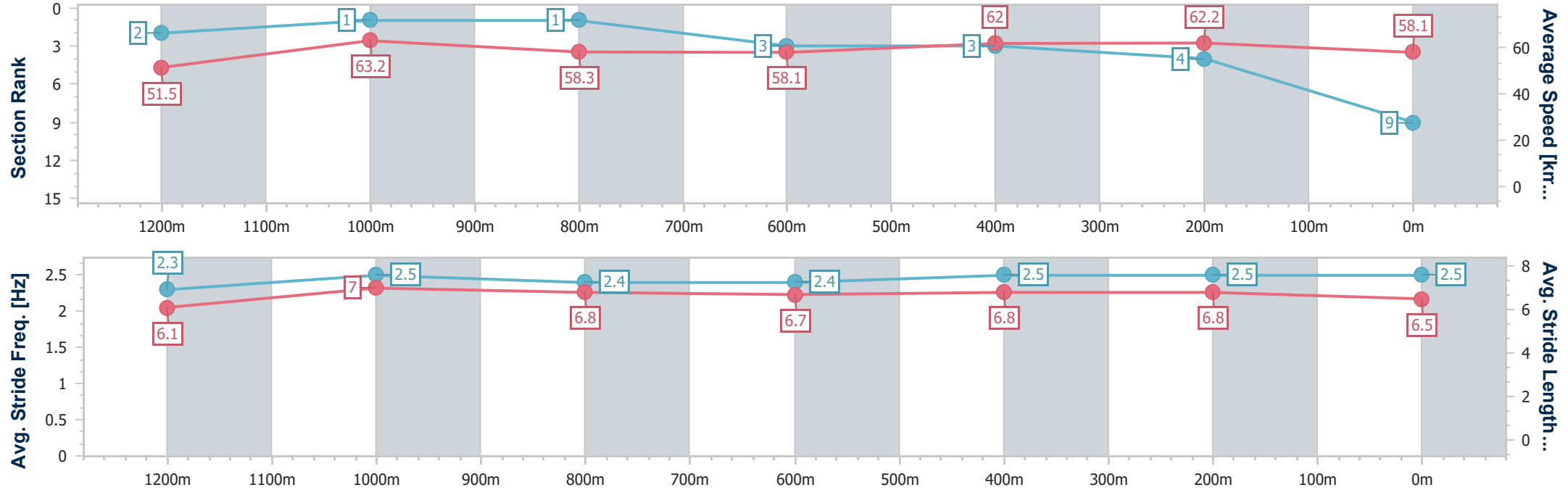
Horse/Jockey Name	American President
Final Rank	9
Fastest Section Time (Section)	0:11.39 (1200m)
Top Speed [km/h] (Section)	65.2 (1200m)
Race State	Finished



Sunshine Coast QLD Professional
Race 8: TAB BENCHMARK 70 Handicap - 1400m
23 February 2025 - 16:49
Track Rating: Soft 5, Weather: Fine, Rail Position: +9m Entire



Section	Overall	1200m	1000m	800m	600m	400m	200m						
Section Times	1:26.02 [9] (0:14.03)	1:11.99 [2] (0:11.39)	1:00.60 [1] (0:12.41)	0:48.19 [1] (0:12.55)	0:35.64 [3] (0:11.70)	0:23.94 [3] (0:11.57)	0:12.37 [4] (0:12.37)						
Average Speed [km/h]	51.5	63.2	58.3	58.1	62.0	62.2	58.1						
Top Speed [km/h]	63.9	65.2	60.3	61.2	63.0	63.8	60.9						
Avg. Dist. to Rail [m]	3.4	2.6	1.7	2.0	1.5	1.9	1.6						
Avg. Stride Freq. [Hz]	2.3	2.5	2.4	2.4	2.5	2.5	2.5						
Avg. Stride Length [m]	6.1	7.0	6.8	6.7	6.8	6.8	6.5						





Horse/Jockey Name	I Am Lethal
Final Rank	10
Fastest Section Time (Section)	0:11.34 (400m)
Top Speed [km/h] (Section)	65.3 (400m)
Race State	Finished



Sunshine Coast QLD Professional
Race 8: TAB BENCHMARK 70 Handicap - 1400m
23 February 2025 - 16:49
Track Rating: Soft 5, Weather: Fine, Rail Position: +9m Entire



Section	Overall	1200m	1000m	800m	600m	400m	200m						
Section Times	1:26.70 [10] (0:14.60)	1:12.10 [9] (0:11.95)	1:00.15 [9] (0:12.14)	0:48.01 [9] (0:12.33)	0:35.68 [9] (0:11.44)	0:24.24 [8] (0:11.34)	0:12.90 [8] (0:12.90)						
Average Speed [km/h]	49.3	60.3	59.8	59.1	63.4	63.6	55.9						
Top Speed [km/h]	61.7	61.9	61.4	61.3	64.6	65.3	60.8						
Avg. Dist. to Rail [m]	6.7	4.8	3.1	2.1	1.8	4.4	4.7						
Avg. Stride Freq. [Hz]	2.1	2.2	2.1	2.1	2.3	2.3	2.2						
Avg. Stride Length [m]	6.4	7.7	7.8	7.7	7.7	7.6	7.0						

