



Rockhampton QLD Professional

Race 1: TAB QTIS Three-Years-Old Maiden Handicap - 1200m

25 February 2025 - 14:12



Track Rating: Soft 5, Weather: Overcast, Rail Position: +4m Entire

Section						Overall	1000m	800m	600m	400m	200m			Last 600m
Field Times						1:10.39 (0:13.07)	0:57.32 (0:11.48)	0:45.84 (0:11.77)	0:34.07 (0:11.44)	0:22.63 (0:11.02)	0:11.61 (0:11.61)			0:34.07
Rank	TAB	Horse/Jockey	Barrier	Top Speed [km/h]	Fastest Section							Margin	Distance Travelled [m]	
1	6	BETTER ACRES	2	66.0	0:11.02	1:10.39 [1]	0:57.19 [2]	0:45.71 [2]	0:34.07 [1]	0:22.63 [1]	0:11.61 [1]	1:10.39	0:34.07	
		Justin Stanley		1000m	400m	(0:13.20)	(0:11.48)	(0:11.64)	(0:11.44)	(0:11.02)	(0:11.61)			
2	3	THREE TEES	6	66.3	0:11.06	1:11.06 [2]	0:57.22 [6]	0:46.16 [4]	0:34.17 [4]	0:22.93 [3]	0:11.83 [2]	3.94L	0:34.17	+7
		Georgina Cartwright		1000m	1000m	(0:13.84)	(0:11.06)	(0:11.99)	(0:11.24)	(0:11.10)	(0:11.83)			
3	4	OFFANGO	4	66.7	0:10.95	1:11.23 [3]	0:57.47 [4]	0:46.20 [5]	0:34.09 [6]	0:22.85 [5]	0:11.90 [3]	4.96L	0:34.09	+6
		Ashley Butler		600m	400m	(0:13.76)	(0:11.27)	(0:12.11)	(0:11.24)	(0:10.95)	(0:11.90)			
4	5	HIGH MAGNITUDE	1	65.0	0:11.31	1:12.31 [4]	0:58.92 [3]	0:47.61 [3]	0:35.52 [3]	0:24.10 [4]	0:12.53 [5]	11.3L	0:35.52	+5
		Raul Silvera Olivera		Overall	1000m	(0:13.39)	(0:11.31)	(0:12.09)	(0:11.42)	(0:11.57)	(0:12.53)			
5	1	STORMIN' NORMAN	3	65.8	0:11.41	1:12.54 [5]	0:59.47 [1]	0:47.99 [1]	0:35.99 [2]	0:24.58 [2]	0:12.91 [4]	12.64L	0:35.99	+10
		McKenzie Apel		Overall	600m	(0:13.07)	(0:11.48)	(0:12.00)	(0:11.41)	(0:11.67)	(0:12.91)			
6	2	READY LIGHTLY	5	65.3	0:11.39	1:12.74 [6]	0:58.96 [5]	0:47.57 [6]	0:35.80 [5]	0:24.21 [6]	0:12.75 [6]	13.84L	0:35.80	+6
		Brooke Johnson		1000m	1000m	(0:13.78)	(0:11.39)	(0:11.77)	(0:11.59)	(0:11.46)	(0:12.75)			



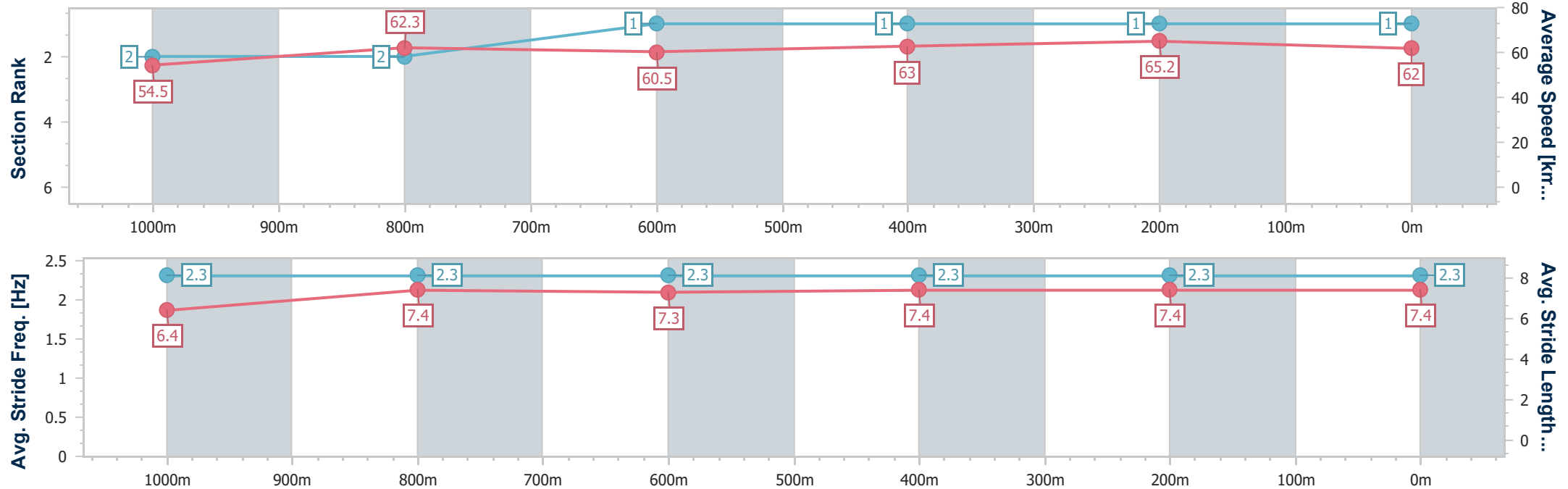
Horse/Jockey Name	Better Acres
Final Rank	1
Fastest Section Time (Section)	0:11.02 (400m)
Top Speed [km/h] (Section)	66.0 (1000m)
Race State	Finished



Rockhampton QLD Professional
Race 1: TAB QTIS Three-Years-Old Maiden Handicap - 1200m
25 February 2025 - 14:12
Track Rating: Soft 5, Weather: Overcast, Rail Position: +4m Entire



Section	Overall	1000m	800m	600m	400m	200m							
Section Times	1:10.39 [1] (0:13.20)	0:57.19 [2] (0:11.48)	0:45.71 [2] (0:11.64)	0:34.07 [1] (0:11.44)	0:22.63 [1] (0:11.02)	0:11.61 [1] (0:11.61)							
Average Speed [km/h]	54.5	62.3	60.5	63.0	65.2	62.0							
Top Speed [km/h]	65.8	66.0	61.4	64.7	65.9	64.8							
Avg. Dist. to Rail [m]	0.4	1.1	2.4	0.6	0.8	1.5							
Avg. Stride Freq. [Hz]	2.3	2.3	2.3	2.3	2.3	2.3							
Avg. Stride Length [m]	6.4	7.4	7.3	7.4	7.4	7.4							





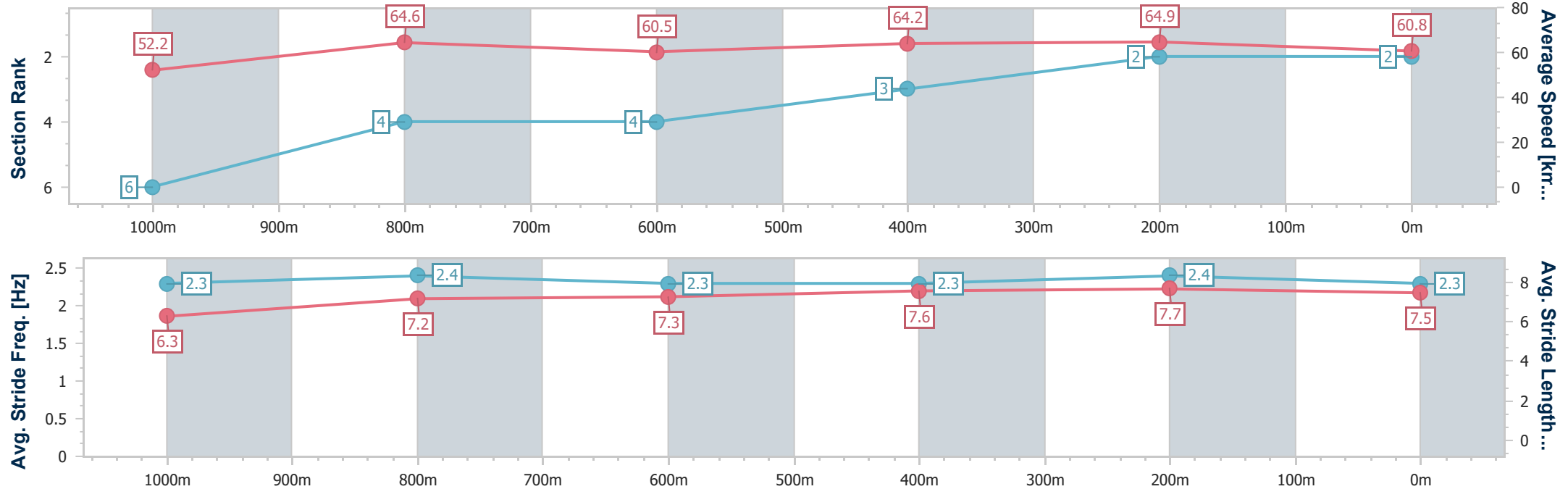
Horse/Jockey Name	Three Tees
Final Rank	2
Fastest Section Time (Section)	0:11.06 (1000m)
Top Speed [km/h] (Section)	66.3 (1000m)
Race State	Finished



Rockhampton QLD Professional
Race 1: TAB QTIS Three-Years-Old Maiden Handicap - 1200m
25 February 2025 - 14:12
Track Rating: Soft 5, Weather: Overcast, Rail Position: +4m Entire



Section	Overall	1000m	800m	600m	400m	200m								
Section Times	1:11.06 [2] (0:13.84)	0:57.22 [6] (0:11.06)	0:46.16 [4] (0:11.99)	0:34.17 [4] (0:11.24)	0:22.93 [3] (0:11.10)	0:11.83 [2] (0:11.83)								
Average Speed [km/h]	52.2	64.6	60.5	64.2	64.9	60.8								
Top Speed [km/h]	64.3	66.3	62.0	65.9	65.9	64.5								
Avg. Dist. to Rail [m]	2.7	0.9	1.2	3.4	3.6	4.3								
Avg. Stride Freq. [Hz]	2.3	2.4	2.3	2.3	2.4	2.3								
Avg. Stride Length [m]	6.3	7.2	7.3	7.6	7.7	7.5								





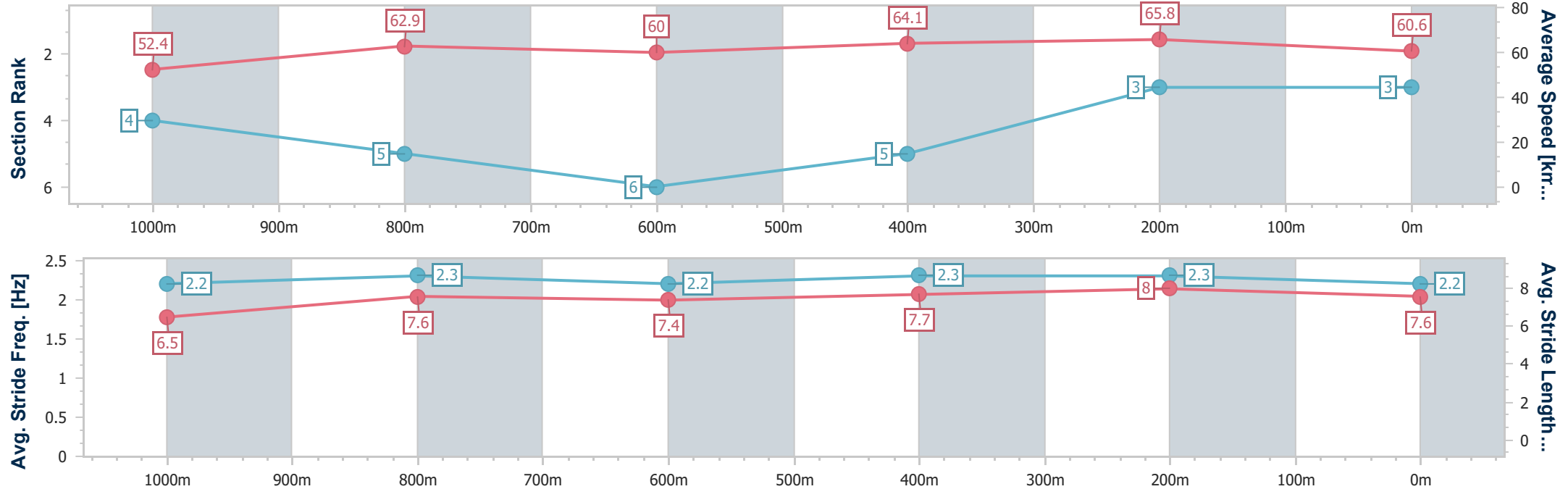
Horse/Jockey Name	Offango
Final Rank	3
Fastest Section Time (Section)	0:10.95 (400m)
Top Speed [km/h] (Section)	66.7 (600m)
Race State	Finished



Rockhampton QLD Professional
Race 1: TAB QTIS Three-Years-Old Maiden Handicap - 1200m
25 February 2025 - 14:12
Track Rating: Soft 5, Weather: Overcast, Rail Position: +4m Entire



Section	Overall	1000m	800m	600m	400m	200m								
Section Times	1:11.23 [3] (0:13.76)	0:57.47 [4] (0:11.27)	0:46.20 [5] (0:12.11)	0:34.09 [6] (0:11.24)	0:22.85 [5] (0:10.95)	0:11.90 [3] (0:11.90)								
Average Speed [km/h]	52.4	62.9	60.0	64.1	65.8	60.6								
Top Speed [km/h]	64.0	65.0	61.7	66.7	66.6	64.4								
Avg. Dist. to Rail [m]	1.1	2.1	1.7	2.7	5.2	6.2								
Avg. Stride Freq. [Hz]	2.2	2.3	2.2	2.3	2.3	2.2								
Avg. Stride Length [m]	6.5	7.6	7.4	7.7	8.0	7.6								



[] Ranking at each section and finish
-.-.- No data available at this section
NA No data available



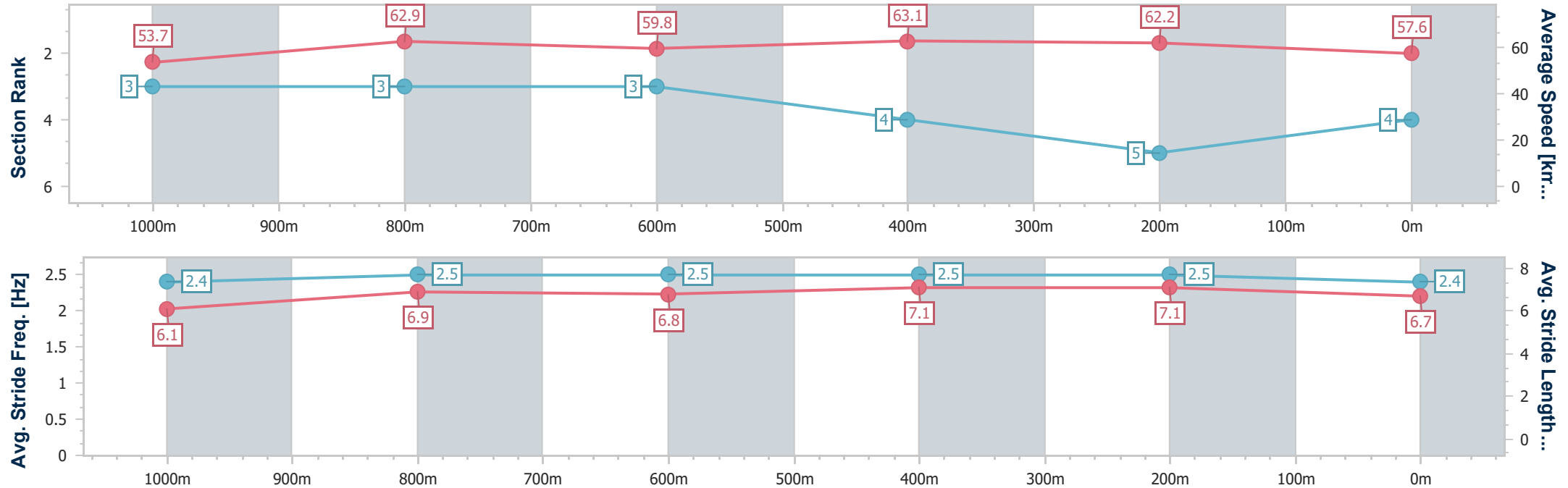
Horse/Jockey Name	High Magnitude
Final Rank	4
Fastest Section Time (Section)	0:11.31 (1000m)
Top Speed [km/h] (Section)	65.0 (Overall)
Race State	Finished



Rockhampton QLD Professional
Race 1: TAB QTIS Three-Years-Old Maiden Handicap - 1200m
25 February 2025 - 14:12
Track Rating: Soft 5, Weather: Overcast, Rail Position: +4m Entire



Section	Overall	1000m	800m	600m	400m	200m								
Section Times	1:12.31 [4] (0:13.39)	0:58.92 [3] (0:11.31)	0:47.61 [3] (0:12.09)	0:35.52 [3] (0:11.42)	0:24.10 [4] (0:11.57)	0:12.53 [5] (0:12.53)								
Average Speed [km/h]	53.7	62.9	59.8	63.1	62.2	57.6								
Top Speed [km/h]	65.0	64.0	61.2	63.5	63.1	60.6								
Avg. Dist. to Rail [m]	1.4	2.1	1.2	1.5	2.3	4.7								
Avg. Stride Freq. [Hz]	2.4	2.5	2.5	2.5	2.5	2.4								
Avg. Stride Length [m]	6.1	6.9	6.8	7.1	7.1	6.7								





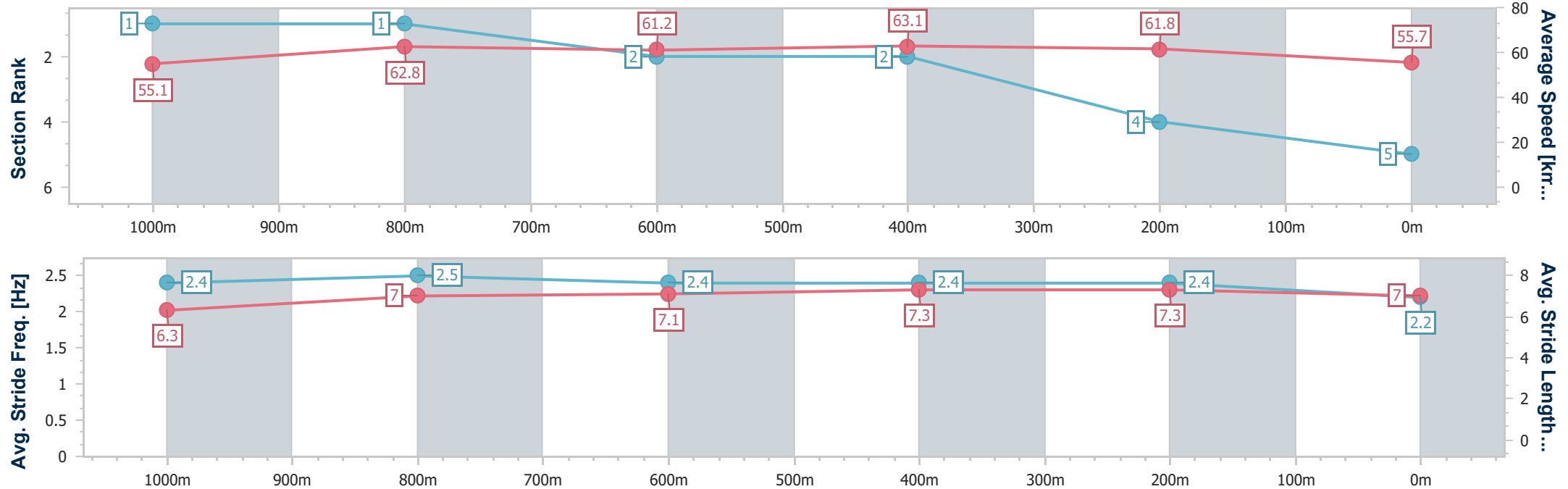
Horse/Jockey Name	Stormin' Norman
Final Rank	5
Fastest Section Time (Section)	0:11.41 (600m)
Top Speed [km/h] (Section)	65.8 (Overall)
Race State	Finished



Rockhampton QLD Professional
Race 1: TAB QTIS Three-Years-Old Maiden Handicap - 1200m
25 February 2025 - 14:12
Track Rating: Soft 5, Weather: Overcast, Rail Position: +4m Entire



Section	Overall	1000m	800m	600m	400m	200m							
Section Times	1:12.54 [5] (0:13.07)	0:59.47 [1] (0:11.48)	0:47.99 [1] (0:12.00)	0:35.99 [2] (0:11.41)	0:24.58 [2] (0:11.67)	0:12.91 [4] (0:12.91)							
Average Speed [km/h]	55.1	62.8	61.2	63.1	61.8	55.7							
Top Speed [km/h]	65.8	65.6	63.0	65.5	63.6	59.1							
Avg. Dist. to Rail [m]	0.6	0.8	2.5	3.0	2.2	1.8							
Avg. Stride Freq. [Hz]	2.4	2.5	2.4	2.4	2.4	2.2							
Avg. Stride Length [m]	6.3	7.0	7.1	7.3	7.3	7.0							





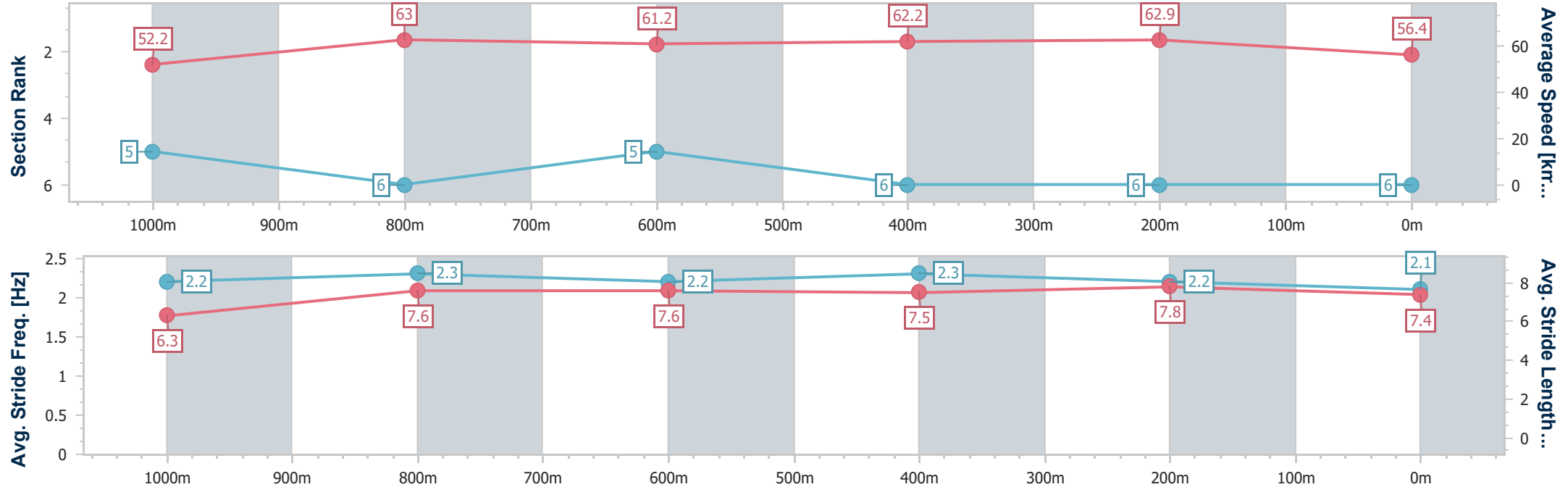
Horse/Jockey Name	Ready Lightly
Final Rank	6
Fastest Section Time (Section)	0:11.39 (1000m)
Top Speed [km/h] (Section)	65.3 (1000m)
Race State	Finished



Rockhampton QLD Professional
Race 1: TAB QTIS Three-Years-Old Maiden Handicap - 1200m
25 February 2025 - 14:12
Track Rating: Soft 5, Weather: Overcast, Rail Position: +4m Entire



Section	Overall	1000m	800m	600m	400m	200m							
Section Times	1:12.74 [6] (0:13.78)	0:58.96 [5] (0:11.39)	0:47.57 [6] (0:11.77)	0:35.80 [5] (0:11.59)	0:24.21 [6] (0:11.46)	0:12.75 [6] (0:12.75)							
Average Speed [km/h]	52.2	63.0	61.2	62.2	62.9	56.4							
Top Speed [km/h]	64.9	65.3	61.9	64.7	64.7	62.3							
Avg. Dist. to Rail [m]	1.7	0.9	0.6	0.8	1.3	1.7							
Avg. Stride Freq. [Hz]	2.2	2.3	2.2	2.3	2.2	2.1							
Avg. Stride Length [m]	6.3	7.6	7.6	7.5	7.8	7.4							



[] Ranking at each section and finish
- - - - No data available at this section
NA No data available



Rockhampton QLD Professional
Race 2: GREAT NORTHERN Maiden Handicap - 1400m
25 February 2025 - 14:48



Track Rating: Soft 5, Weather: Overcast, Rail Position: +4m Entire

Section						Overall	1200m	1000m	800m	600m	400m	Last 600m	
Field Times						1:22.21 (0:12.79)	1:09.42 (0:11.32)	0:58.10 (0:11.53)	0:46.57 (0:11.72)	0:34.85 (0:11.44)	0:23.41 (0:11.46)	0:34.85	
Rank	TAB	Horse/Jockey	Barrier	Top Speed [km/h]	Fastest Section							Distance Travelled [m]	
1	5	CULTURAL SPIRIT	4	64.5	0:11.32	1:22.21 [1]	1:09.42 [1]	0:58.10 [1]	0:46.57 [1]	0:34.85 [1]	0:23.41 [1]	0:34.85	
		Liv O'Donnell		600m	1200m	(0:12.79)	(0:11.32)	(0:11.53)	(0:11.72)	(0:11.44)	(0:11.46)		
2	2	WARNA	2	64.3	0:11.42	1:22.27 [2]	1:09.17 [3]	0:57.72 [4]	0:46.25 [3]	0:34.58 [2]	0:23.16 [3]	0:34.58 +7	
		Ashley Butler		600m	600m	(0:13.10)	(0:11.45)	(0:11.47)	(0:11.67)	(0:11.42)	(0:11.42)		
3	6	LATIN LOVE	1	65.3	0:11.18	1:22.58 [3]	1:09.22 [6]	0:57.71 [5]	0:46.16 [5]	0:34.73 [4]	0:23.55 [2]	0:34.73 +4	
		Brooke Johnson		600m	600m	(0:13.36)	(0:11.51)	(0:11.55)	(0:11.43)	(0:11.18)	(0:11.40)		
4	9	TIME TO TURN	7	65.9	0:11.35	1:23.20 [4]	1:10.08 [4]	0:58.73 [3]	0:47.15 [4]	0:35.25 [5]	0:23.87 [5]	0:35.25 +7	
		Amy Graham		1200m	1200m	(0:13.12)	(0:11.35)	(0:11.58)	(0:11.90)	(0:11.38)	(0:11.57)		
5	1	SUPER TALON	3	66.0	0:11.07	1:23.29 [5]	1:09.72 [7]	0:58.15 [7]	0:46.48 [6]	0:35.02 [6]	0:23.95 [6]	0:35.02 +7	
		Justin Stanley		600m	600m	(0:13.57)	(0:11.57)	(0:11.67)	(0:11.46)	(0:11.07)	(0:11.48)		
6	7	NEO DIAMOND	5	66.1	0:11.15	1:23.94 [6]	1:10.64 [5]	0:59.05 [6]	0:47.04 [7]	0:35.47 [7]	0:24.32 [7]	0:35.47 +10	
		Warwick Satherley		600m	600m	(0:13.30)	(0:11.59)	(0:12.01)	(0:11.57)	(0:11.15)	(0:11.50)		
7	8	RIVERVIEW RED	6	65.4	0:11.35	1:23.98 [7]	1:11.13 [2]	0:59.78 [2]	0:48.12 [2]	0:36.22 [3]	0:24.72 [4]	0:36.22 +9	
		Chris McIver		1200m	1200m	(0:12.85)	(0:11.35)	(0:11.66)	(0:11.90)	(0:11.50)	(0:11.90)		

Scratched: Sideshow Frankie (#3), Zoular (#4)



Rockhampton QLD Professional
Race 2: GREAT NORTHERN Maiden Handicap - 1400m
25 February 2025 - 14:48



Track Rating: Soft 5, Weather: Overcast, Rail Position: +4m Entire

Section Field Times				200m 0:11.95 (0:11.95)				Last 600m 0:34.85	
Rank	TAB	Horse/Jockey	Barrier	Top Speed [km/h]	Fastest Section	Margin		Distance Travelled [m]	
1	5	CULTURAL SPIRIT	4	64.5	0:11.32	0:11.95 [1]	1:22.21	0:34.85	
		Liv O'Donnell		600m	1200m	(0:11.95)			
2	2	WARNA	2	64.3	0:11.42	0:11.74 [3]	0.38L	0:34.58	+7
		Ashley Butler		600m	600m	(0:11.74)			
3	6	LATIN LOVE	1	65.3	0:11.18	0:12.15 [2]	2.19L	0:34.73	+4
		Brooke Johnson		600m	600m	(0:12.15)			
4	9	TIME TO TURN	7	65.9	0:11.35	0:12.30 [5]	5.85L	0:35.25	+7
		Amy Graham		1200m	1200m	(0:12.30)			
5	1	SUPER TALON	3	66.0	0:11.07	0:12.47 [4]	6.34L	0:35.02	+7
		Justin Stanley		600m	600m	(0:12.47)			
6	7	NEO DIAMOND	5	66.1	0:11.15	0:12.82 [6]	10.2L	0:35.47	+10
		Warwick Satherley		600m	600m	(0:12.82)			
7	8	RIVERVIEW RED	6	65.4	0:11.35	0:12.82 [7]	10.43L	0:36.22	+9
		Chris McIver		1200m	1200m	(0:12.82)			

Scratched: Sideshow Frankie (#3), Zoular (#4)



Horse/Jockey Name	Cultural Spirit
Final Rank	1
Fastest Section Time (Section)	0:11.32 (1200m)
Top Speed [km/h] (Section)	64.5 (600m)
Race State	Finished



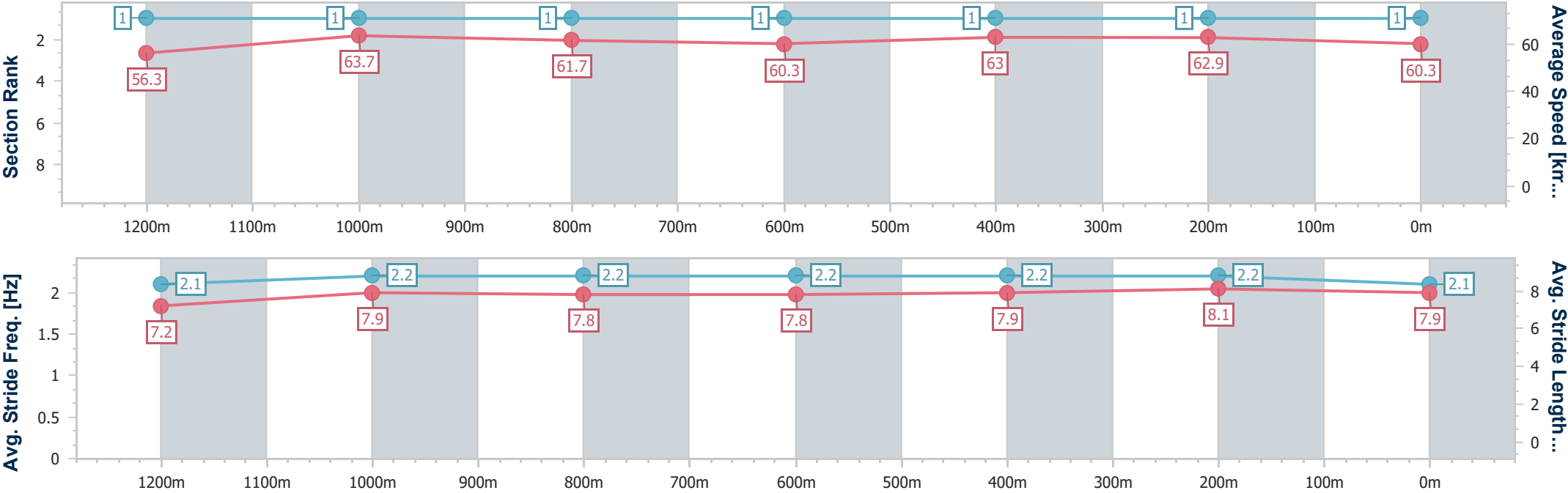
Rockhampton QLD Professional
Race 2: GREAT NORTHERN Maiden Handicap - 1400m

25 February 2025 - 14:48

Track Rating: Soft 5, Weather: Overcast, Rail Position: +4m Entire



Section	Overall	1200m	1000m	800m	600m	400m	200m						
Section Times	1:22.21 [1] (0:12.79)	1:09.42 [1] (0:11.32)	0:58.10 [1] (0:11.53)	0:46.57 [1] (0:11.72)	0:34.85 [1] (0:11.44)	0:23.41 [1] (0:11.46)	0:11.95 [1] (0:11.95)						
Average Speed [km/h]	56.3	63.7	61.7	60.3	63.0	62.9	60.3						
Top Speed [km/h]	63.9	64.4	63.7	61.4	64.5	64.2	61.9						
Avg. Dist. to Rail [m]	2.1	0.4	1.6	2.0	1.0	1.8	3.0						
Avg. Stride Freq. [Hz]	2.1	2.2	2.2	2.2	2.2	2.2	2.1						
Avg. Stride Length [m]	7.2	7.9	7.8	7.8	7.9	8.1	7.9						





Horse/Jockey Name	Warna
Final Rank	2
Fastest Section Time (Section)	0:11.42 (600m)
Top Speed [km/h] (Section)	64.3 (600m)
Race State	Finished



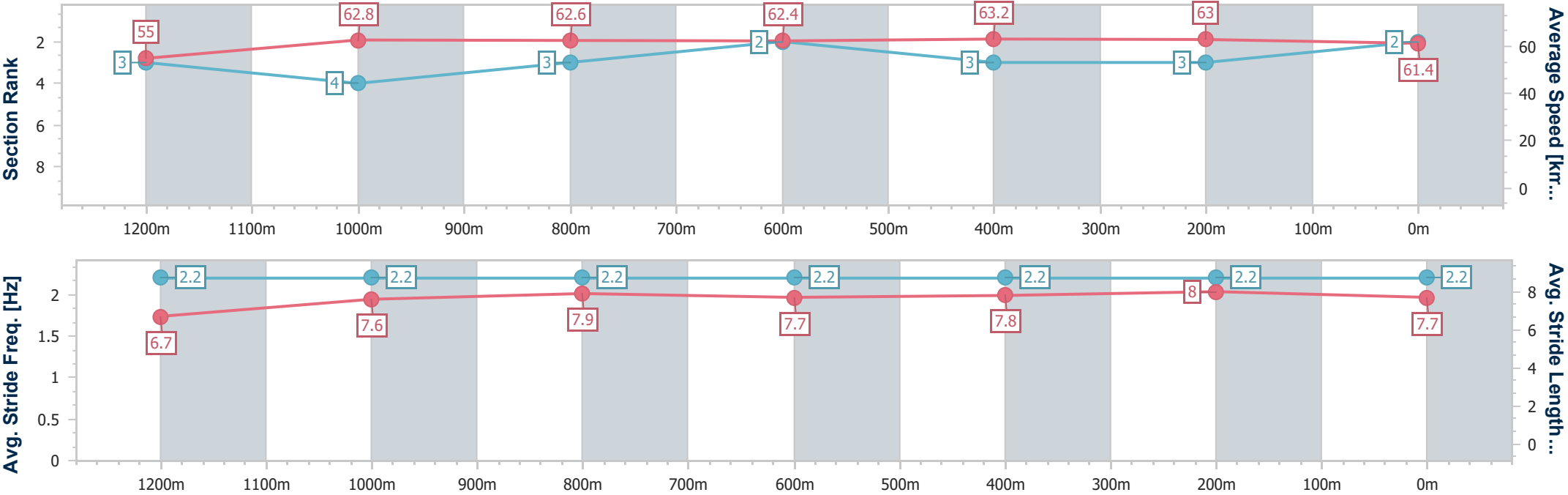
Rockhampton QLD Professional
Race 2: GREAT NORTHERN Maiden Handicap - 1400m

25 February 2025 - 14:48

Track Rating: Soft 5, Weather: Overcast, Rail Position: +4m Entire



Section	Overall	1200m	1000m	800m	600m	400m	200m						
Section Times	1:22.27 [2] (0:13.10)	1:09.17 [3] (0:11.45)	0:57.72 [4] (0:11.47)	0:46.25 [3] (0:11.67)	0:34.58 [2] (0:11.42)	0:23.16 [3] (0:11.42)	0:11.74 [3] (0:11.74)						
Average Speed [km/h]	55.0	62.8	62.6	62.4	63.2	63.0	61.4						
Top Speed [km/h]	63.2	63.7	63.8	63.0	64.3	63.5	63.1						
Avg. Dist. to Rail [m]	1.3	0.8	0.7	1.5	3.3	3.9	5.8						
Avg. Stride Freq. [Hz]	2.2	2.2	2.2	2.2	2.2	2.2	2.2						
Avg. Stride Length [m]	6.7	7.6	7.9	7.7	7.8	8.0	7.7						





Horse/Jockey Name	Latin Love
Final Rank	3
Fastest Section Time (Section)	0:11.18 (600m)
Top Speed [km/h] (Section)	65.3 (600m)
Race State	Finished



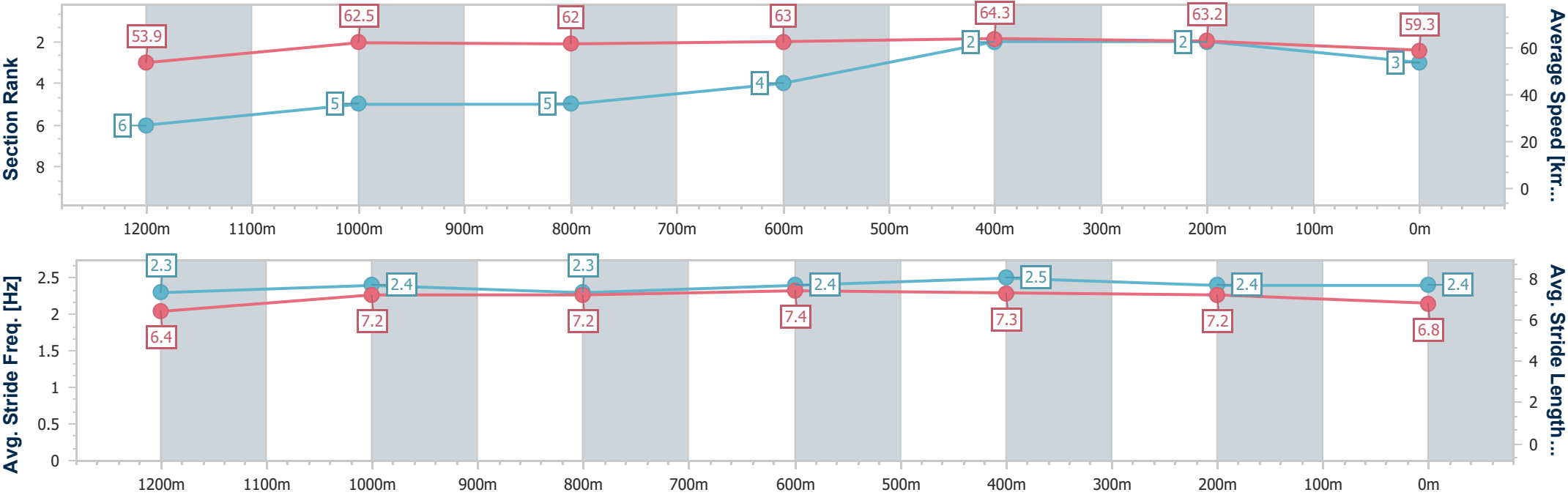
Rockhampton QLD Professional
Race 2: GREAT NORTHERN Maiden Handicap - 1400m

25 February 2025 - 14:48

Track Rating: Soft 5, Weather: Overcast, Rail Position: +4m Entire



Section	Overall	1200m	1000m	800m	600m	400m	200m						
Section Times	1:22.58 [3] (0:13.36)	1:09.22 [6] (0:11.51)	0:57.71 [5] (0:11.55)	0:46.16 [5] (0:11.43)	0:34.73 [4] (0:11.18)	0:23.55 [2] (0:11.40)	0:12.15 [2] (0:12.15)						
Average Speed [km/h]	53.9	62.5	62.0	63.0	64.3	63.2	59.3						
Top Speed [km/h]	62.0	64.9	64.2	64.2	65.3	64.3	62.5						
Avg. Dist. to Rail [m]	0.9	0.8	0.8	1.0	2.2	2.5	3.9						
Avg. Stride Freq. [Hz]	2.3	2.4	2.3	2.4	2.5	2.4	2.4						
Avg. Stride Length [m]	6.4	7.2	7.2	7.4	7.3	7.2	6.8						





Horse/Jockey Name	Time To Turn
Final Rank	4
Fastest Section Time (Section)	0:11.35 (1200m)
Top Speed [km/h] (Section)	65.9 (1200m)
Race State	Finished



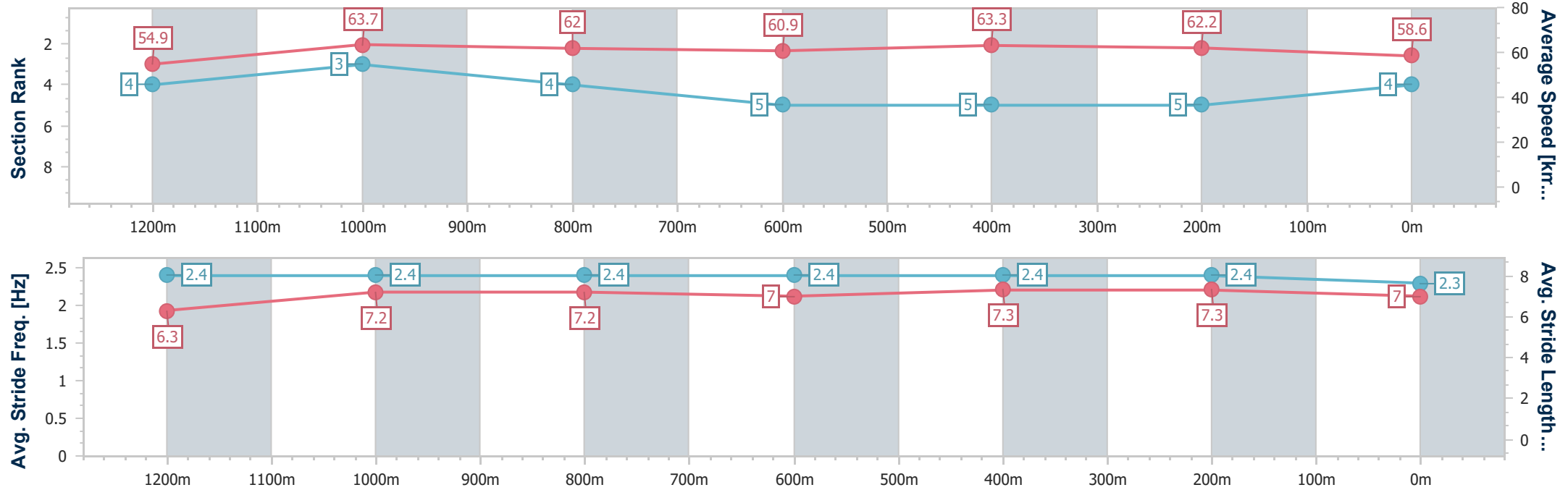
Rockhampton QLD Professional
Race 2: GREAT NORTHERN Maiden Handicap - 1400m

25 February 2025 - 14:48

Track Rating: Soft 5, Weather: Overcast, Rail Position: +4m Entire



Section	Overall	1200m	1000m	800m	600m	400m	200m						
Section Times	1:23.20 [4] (0:13.12)	1:10.08 [4] (0:11.35)	0:58.73 [3] (0:11.58)	0:47.15 [4] (0:11.90)	0:35.25 [5] (0:11.38)	0:23.87 [5] (0:11.57)	0:12.30 [5] (0:12.30)						
Average Speed [km/h]	54.9	63.7	62.0	60.9	63.3	62.2	58.6						
Top Speed [km/h]	64.6	65.9	64.0	62.3	64.3	64.3	60.8						
Avg. Dist. to Rail [m]	5.6	1.7	0.6	0.7	2.5	4.9	5.4						
Avg. Stride Freq. [Hz]	2.4	2.4	2.4	2.4	2.4	2.4	2.3						
Avg. Stride Length [m]	6.3	7.2	7.2	7.0	7.3	7.3	7.0						



[] Ranking at each section and finish
-.-.- No data available at this section
NA No data available



Horse/Jockey Name	Super Talon
Final Rank	5
Fastest Section Time (Section)	0:11.07 (600m)
Top Speed [km/h] (Section)	66.0 (600m)
Race State	Finished



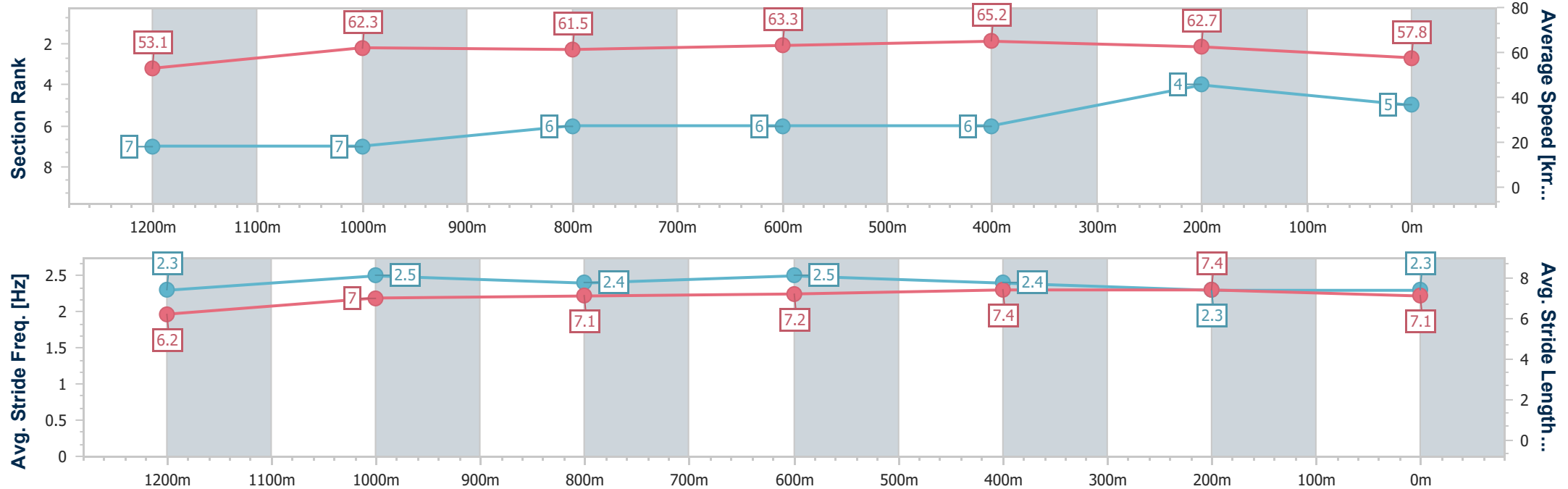
Rockhampton QLD Professional
Race 2: GREAT NORTHERN Maiden Handicap - 1400m

25 February 2025 - 14:48

Track Rating: Soft 5, Weather: Overcast, Rail Position: +4m Entire



Section	Overall	1200m	1000m	800m	600m	400m	200m						
Section Times	1:23.29 [5] (0:13.57)	1:09.72 [7] (0:11.57)	0:58.15 [7] (0:11.67)	0:46.48 [6] (0:11.46)	0:35.02 [6] (0:11.07)	0:23.95 [6] (0:11.48)	0:12.47 [4] (0:12.47)						
Average Speed [km/h]	53.1	62.3	61.5	63.3	65.2	62.7	57.8						
Top Speed [km/h]	61.4	63.9	63.4	65.4	66.0	64.8	60.2						
Avg. Dist. to Rail [m]	2.0	0.5	0.7	1.1	2.6	4.1	4.8						
Avg. Stride Freq. [Hz]	2.3	2.5	2.4	2.5	2.4	2.3	2.3						
Avg. Stride Length [m]	6.2	7.0	7.1	7.2	7.4	7.4	7.1						





Horse/Jockey Name	Neo Diamond
Final Rank	6
Fastest Section Time (Section)	0:11.15 (600m)
Top Speed [km/h] (Section)	66.1 (600m)
Race State	Finished



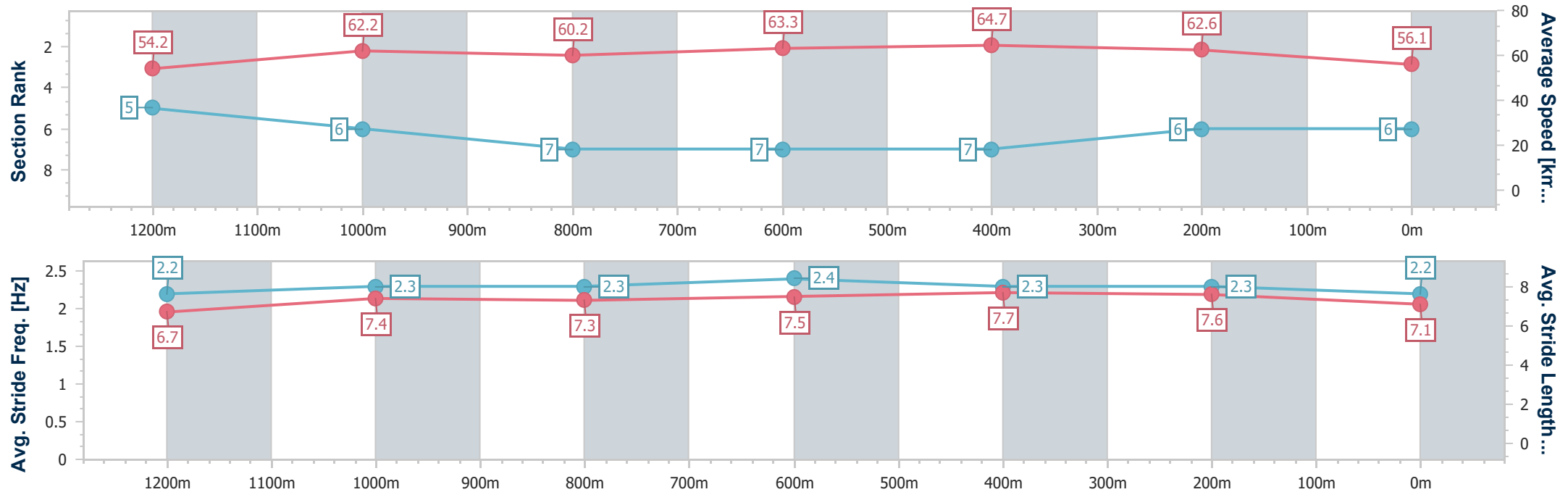
Rockhampton QLD Professional
Race 2: GREAT NORTHERN Maiden Handicap - 1400m

25 February 2025 - 14:48

Track Rating: Soft 5, Weather: Overcast, Rail Position: +4m Entire



Section	Overall	1200m	1000m	800m	600m	400m	200m						
Section Times	1:23.94 [6] (0:13.30)	1:10.64 [5] (0:11.59)	0:59.05 [6] (0:12.01)	0:47.04 [7] (0:11.57)	0:35.47 [7] (0:11.15)	0:24.32 [7] (0:11.50)	0:12.82 [6] (0:12.82)						
Average Speed [km/h]	54.2	62.2	60.2	63.3	64.7	62.6	56.1						
Top Speed [km/h]	64.3	64.8	62.5	64.1	66.1	64.7	60.2						
Avg. Dist. to Rail [m]	3.2	0.7	0.6	2.2	3.8	7.7	6.6						
Avg. Stride Freq. [Hz]	2.2	2.3	2.3	2.4	2.3	2.3	2.2						
Avg. Stride Length [m]	6.7	7.4	7.3	7.5	7.7	7.6	7.1						





Horse/Jockey Name	Riverview Red
Final Rank	7
Fastest Section Time (Section)	0:11.35 (1200m)
Top Speed [km/h] (Section)	65.4 (1200m)
Race State	Finished



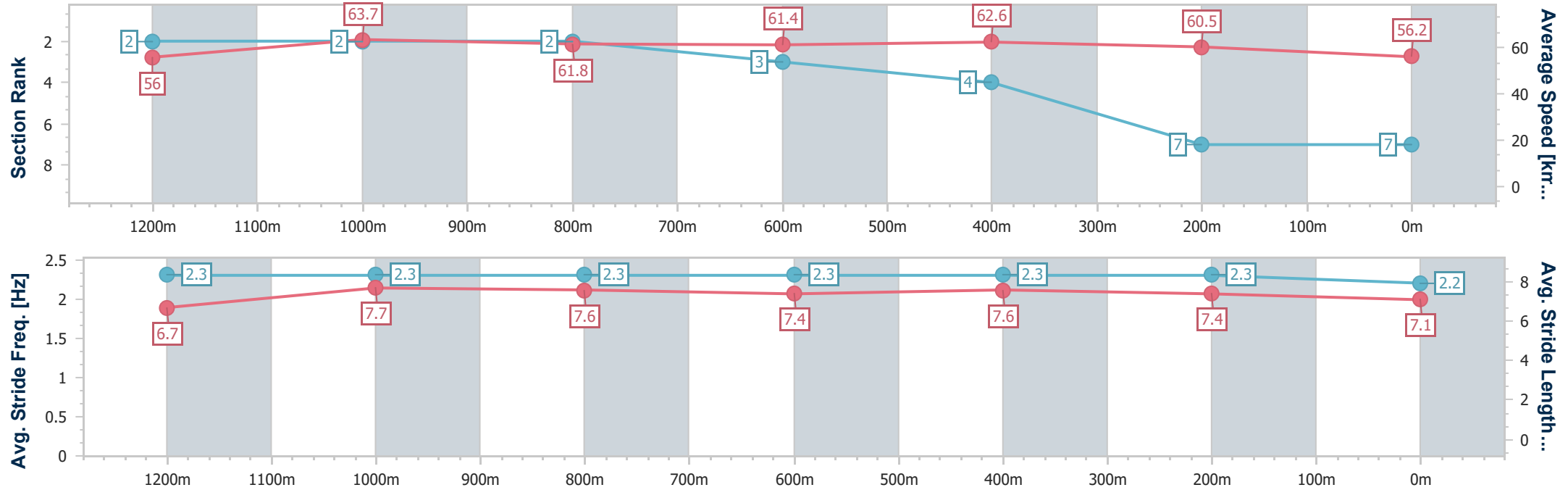
Rockhampton QLD Professional
Race 2: GREAT NORTHERN Maiden Handicap - 1400m

25 February 2025 - 14:48

Track Rating: Soft 5, Weather: Overcast, Rail Position: +4m Entire



Section	Overall	1200m	1000m	800m	600m	400m	200m						
Section Times	1:23.98 [7] (0:12.85)	1:11.13 [2] (0:11.35)	0:59.78 [2] (0:11.66)	0:48.12 [2] (0:11.90)	0:36.22 [3] (0:11.50)	0:24.72 [4] (0:11.90)	0:12.82 [7] (0:12.82)						
Average Speed [km/h]	56.0	63.7	61.8	61.4	62.6	60.5	56.2						
Top Speed [km/h]	64.8	65.4	63.0	61.9	63.6	63.2	58.2						
Avg. Dist. to Rail [m]	4.4	1.6	0.9	1.4	4.5	6.3	5.3						
Avg. Stride Freq. [Hz]	2.3	2.3	2.3	2.3	2.3	2.3	2.2						
Avg. Stride Length [m]	6.7	7.7	7.6	7.4	7.6	7.4	7.1						





Rockhampton QLD Professional

Race 3: Rockhampton Engineering and Maintenance OPEN Handicap - 1200m

25 February 2025 - 15:27



Track Rating: Soft 5, Weather: Overcast, Rail Position: +4m Entire

Section						Overall	1000m	800m	600m	400m	200m	Last 600m		
Field Times						1:08.80 (0:12.78)	0:56.02 (0:11.09)	0:44.93 (0:11.45)	0:33.48 (0:11.00)	0:22.48 (0:10.92)	0:11.56 (0:11.56)	0:33.48		
Rank	TAB	Horse/Jockey	Barrier	Top Speed [km/h]	Fastest Section							Margin	Distance Travelled [m]	
1	2	LETMELETGO	6	67.5	0:10.92	1:08.80 [1]	0:56.02 [1]	0:44.93 [1]	0:33.48 [1]	0:22.48 [1]	0:11.56 [1]	1:08.80	0:33.48	
		McKenzie Apel		400m	400m	(0:12.78)	(0:11.09)	(0:11.45)	(0:11.00)	(0:10.92)	(0:11.56)			
2	4	FINE SHOT	1	67.4	0:10.74	1:08.87 [2]	0:55.16 [6]	0:44.07 [6]	0:32.90 [6]	0:22.03 [6]	0:11.29 [2]	0.43L	0:32.90	-3
		Justin Stanley		400m	400m	(0:13.71)	(0:11.09)	(0:11.17)	(0:10.87)	(0:10.74)	(0:11.29)			
3	6	DOUBTING EYE	3	69.2	0:10.90	1:09.15 [3]	0:55.84 [4]	0:44.86 [3]	0:33.40 [4]	0:22.50 [4]	0:11.54 [3]	2.06L	0:33.40	+1
		Warwick Satherley		400m	600m	(0:13.31)	(0:10.98)	(0:11.46)	(0:10.90)	(0:10.96)	(0:11.54)			
4	5	REAL KEY	4	68.0	0:10.84	1:09.34 [4]	0:55.82 [5]	0:44.86 [5]	0:33.38 [5]	0:22.54 [5]	0:11.51 [6]	3.22L	0:33.38	+5
		Chris McIver		1000m	600m	(0:13.52)	(0:10.96)	(0:11.48)	(0:10.84)	(0:11.03)	(0:11.51)			
5	7	POET'S DAY	5	67.3	0:11.06	1:09.71 [5]	0:56.79 [2]	0:45.61 [2]	0:34.21 [2]	0:23.15 [2]	0:12.02 [4]	5.38L	0:34.21	-1
		Amy Graham		1000m	600m	(0:12.92)	(0:11.18)	(0:11.40)	(0:11.06)	(0:11.13)	(0:12.02)			
6	1	CONSTANT FLIGHT	2	66.3	0:10.94	1:09.73 [6]	0:56.45 [3]	0:45.36 [4]	0:34.06 [3]	0:23.12 [3]	0:11.94 [5]	5.51L	0:34.06	-2
		Ashley Butler		600m	600m	(0:13.28)	(0:11.09)	(0:11.30)	(0:10.94)	(0:11.18)	(0:11.94)			

Scratched: Media Empire (#3)



Horse/Jockey Name	Letmeletgo
Final Rank	1
Fastest Section Time (Section)	0:10.92 (400m)
Top Speed [km/h] (Section)	67.5 (400m)
Race State	Finished

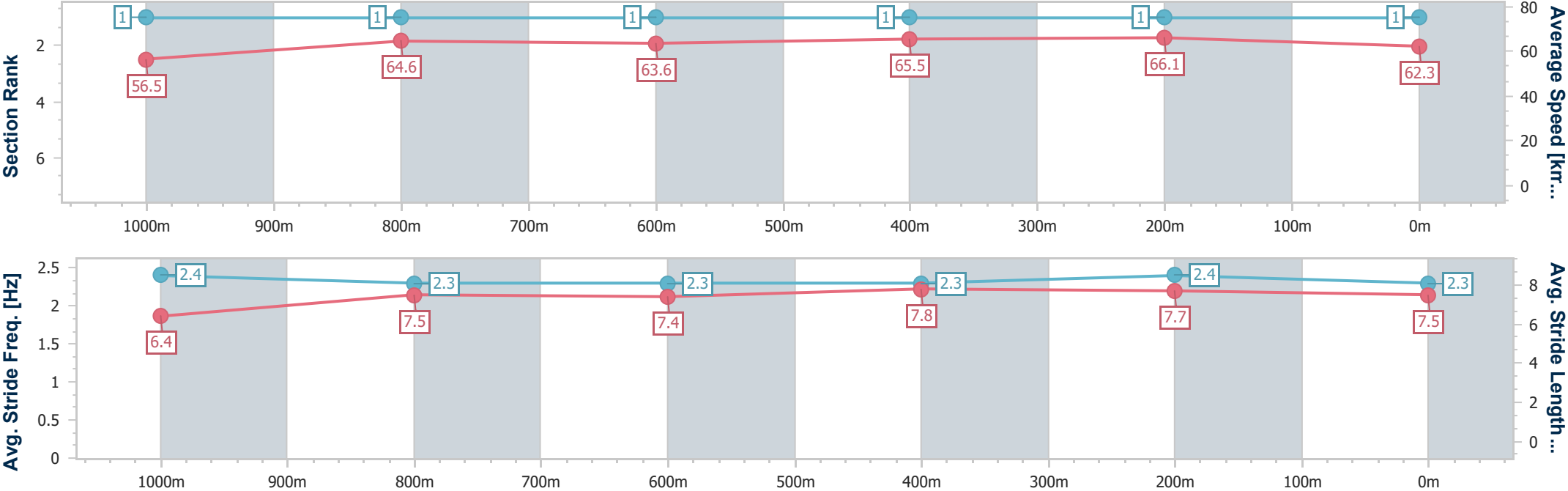


Rockhampton QLD Professional
Race 3: Rockhampton Engineering and Maintenance OPEN
Handicap - 1200m
25 February 2025 - 15:27



Track Rating: Soft 5, Weather: Overcast, Rail Position: +4m Entire

Section	Overall	1000m	800m	600m	400m	200m							
Section Times	1:08.80 [1] (0:12.78)	0:56.02 [1] (0:11.09)	0:44.93 [1] (0:11.45)	0:33.48 [1] (0:11.00)	0:22.48 [1] (0:10.92)	0:11.56 [1] (0:11.56)							
Average Speed [km/h]	56.5	64.6	63.6	65.5	66.1	62.3							
Top Speed [km/h]	67.3	67.3	64.4	66.8	67.5	65.1							
Avg. Dist. to Rail [m]	5.7	0.8	1.5	3.1	2.9	3.0							
Avg. Stride Freq. [Hz]	2.4	2.3	2.3	2.3	2.4	2.3							
Avg. Stride Length [m]	6.4	7.5	7.4	7.8	7.7	7.5							





Horse/Jockey Name	Fine Shot
Final Rank	2
Fastest Section Time (Section)	0:10.74 (400m)
Top Speed [km/h] (Section)	67.4 (400m)
Race State	Finished

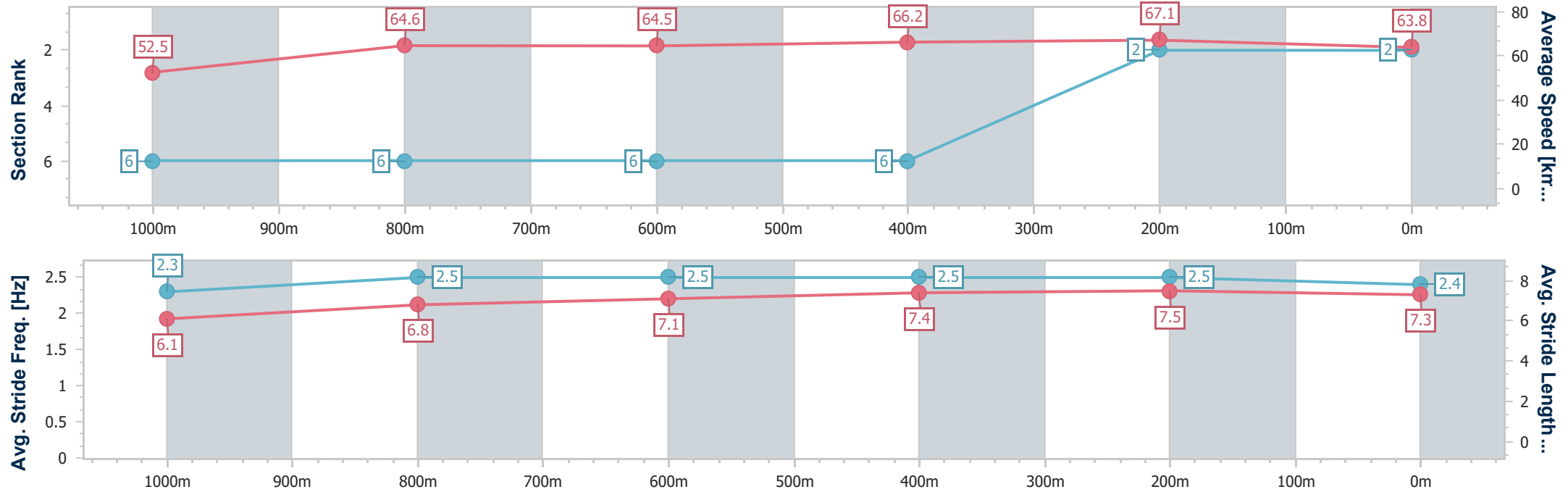


Rockhampton QLD Professional
Race 3: Rockhampton Engineering and Maintenance OPEN
Handicap - 1200m
25 February 2025 - 15:27



Track Rating: Soft 5, Weather: Overcast, Rail Position: +4m Entire

Section	Overall	1000m	800m	600m	400m	200m							
Section Times	1:08.87 [2] (0:13.71)	0:55.16 [6] (0:11.09)	0:44.07 [6] (0:11.17)	0:32.90 [6] (0:10.87)	0:22.03 [6] (0:10.74)	0:11.29 [2] (0:11.29)							
Average Speed [km/h]	52.5	64.6	64.5	66.2	67.1	63.8							
Top Speed [km/h]	64.4	66.6	66.0	67.3	67.4	66.5							
Avg. Dist. to Rail [m]	0.9	0.8	0.6	2.2	3.1	3.7							
Avg. Stride Freq. [Hz]	2.3	2.5	2.5	2.5	2.5	2.4							
Avg. Stride Length [m]	6.1	6.8	7.1	7.4	7.5	7.3							





Horse/Jockey Name	Doubting Eye
Final Rank	3
Fastest Section Time (Section)	0:10.90 (600m)
Top Speed [km/h] (Section)	69.2 (400m)
Race State	Finished

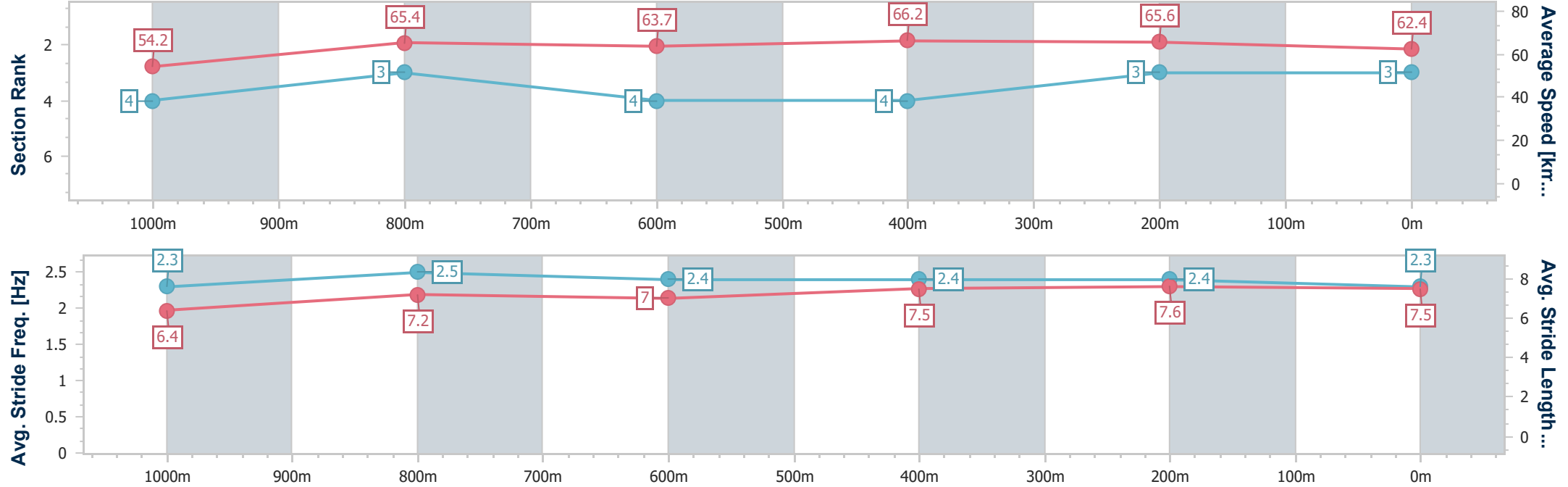


Rockhampton QLD Professional
Race 3: Rockhampton Engineering and Maintenance OPEN
Handicap - 1200m
25 February 2025 - 15:27



Track Rating: Soft 5, Weather: Overcast, Rail Position: +4m Entire

Section	Overall	1000m	800m	600m	400m	200m							
Section Times	1:09.15 [3] (0:13.31)	0:55.84 [4] (0:10.98)	0:44.86 [3] (0:11.46)	0:33.40 [4] (0:10.90)	0:22.50 [4] (0:10.96)	0:11.54 [3] (0:11.54)							
Average Speed [km/h]	54.2	65.4	63.7	66.2	65.6	62.4							
Top Speed [km/h]	66.0	67.4	65.4	69.0	69.2	64.9							
Avg. Dist. to Rail [m]	2.2	0.3	1.8	2.3	3.1	4.4							
Avg. Stride Freq. [Hz]	2.3	2.5	2.4	2.4	2.4	2.3							
Avg. Stride Length [m]	6.4	7.2	7.0	7.5	7.6	7.5							





Horse/Jockey Name	Real Key
Final Rank	4
Fastest Section Time (Section)	0:10.84 (600m)
Top Speed [km/h] (Section)	68.0 (1000m)
Race State	Finished

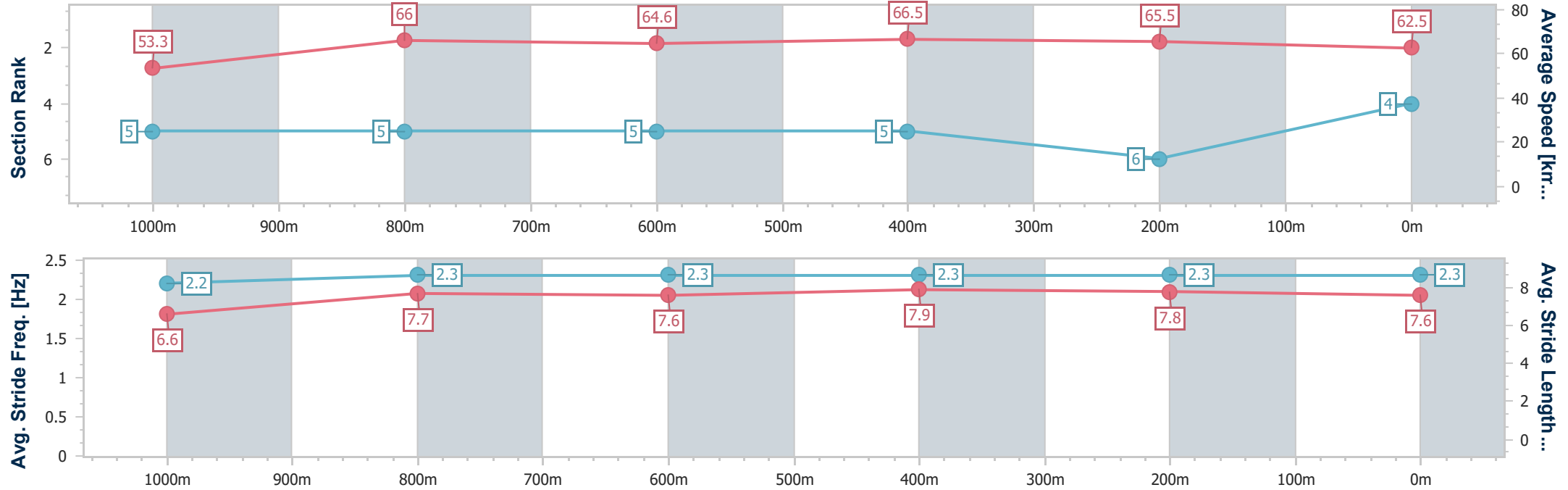


Rockhampton QLD Professional
Race 3: Rockhampton Engineering and Maintenance OPEN
Handicap - 1200m
25 February 2025 - 15:27



Track Rating: Soft 5, Weather: Overcast, Rail Position: +4m Entire

Section	Overall	1000m	800m	600m	400m	200m							
Section Times	1:09.34 [4] (0:13.52)	0:55.82 [5] (0:10.96)	0:44.86 [5] (0:11.48)	0:33.38 [5] (0:10.84)	0:22.54 [5] (0:11.03)	0:11.51 [6] (0:11.51)							
Average Speed [km/h]	53.3	66.0	64.6	66.5	65.5	62.5							
Top Speed [km/h]	63.8	68.0	66.2	67.4	66.6	64.9							
Avg. Dist. to Rail [m]	3.0	0.6	3.7	4.2	6.1	6.6							
Avg. Stride Freq. [Hz]	2.2	2.3	2.3	2.3	2.3	2.3							
Avg. Stride Length [m]	6.6	7.7	7.6	7.9	7.8	7.6							





Horse/Jockey Name	Poet's Day
Final Rank	5
Fastest Section Time (Section)	0:11.06 (600m)
Top Speed [km/h] (Section)	67.3 (1000m)
Race State	Finished

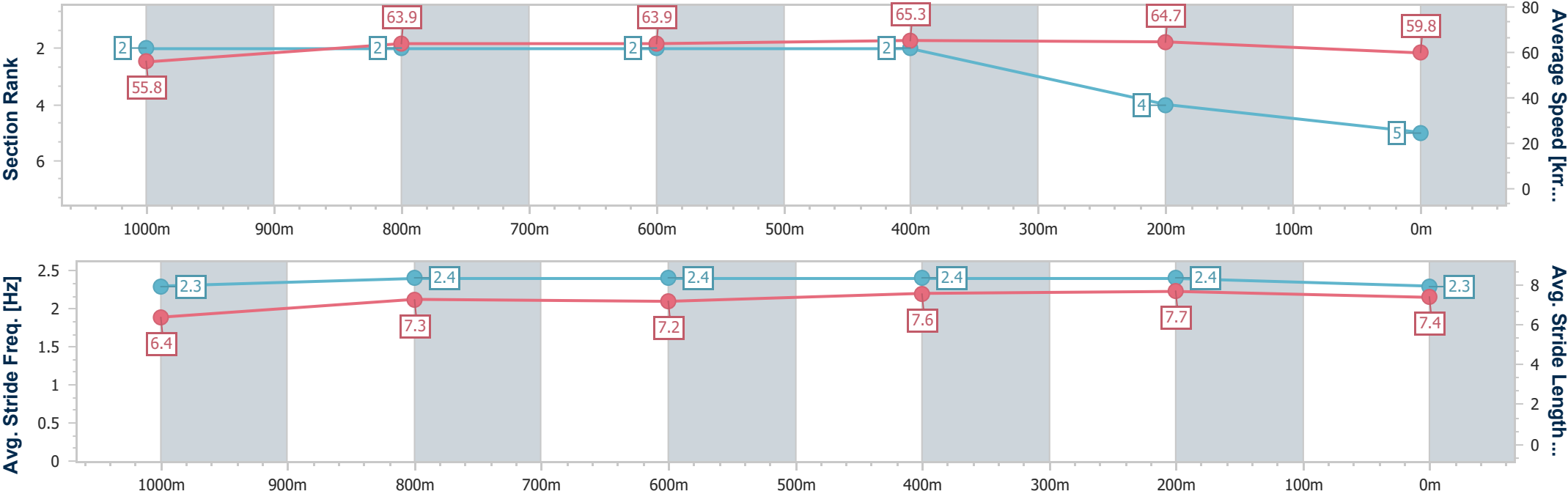


Rockhampton QLD Professional
Race 3: Rockhampton Engineering and Maintenance OPEN
Handicap - 1200m
25 February 2025 - 15:27



Track Rating: Soft 5, Weather: Overcast, Rail Position: +4m Entire

Section	Overall	1000m	800m	600m	400m	200m								
Section Times	1:09.71 [5] (0:12.92)	0:56.79 [2] (0:11.18)	0:45.61 [2] (0:11.40)	0:34.21 [2] (0:11.06)	0:23.15 [2] (0:11.13)	0:12.02 [4] (0:12.02)								
Average Speed [km/h]	55.8	63.9	63.9	65.3	64.7	59.8								
Top Speed [km/h]	66.5	67.3	65.6	66.2	66.1	63.3								
Avg. Dist. to Rail [m]	4.3	1.3	1.7	4.3	6.2	7.3								
Avg. Stride Freq. [Hz]	2.3	2.4	2.4	2.4	2.4	2.3								
Avg. Stride Length [m]	6.4	7.3	7.2	7.6	7.7	7.4								





Horse/Jockey Name	Constant Flight
Final Rank	6
Fastest Section Time (Section)	0:10.94 (600m)
Top Speed [km/h] (Section)	66.3 (600m)
Race State	Finished

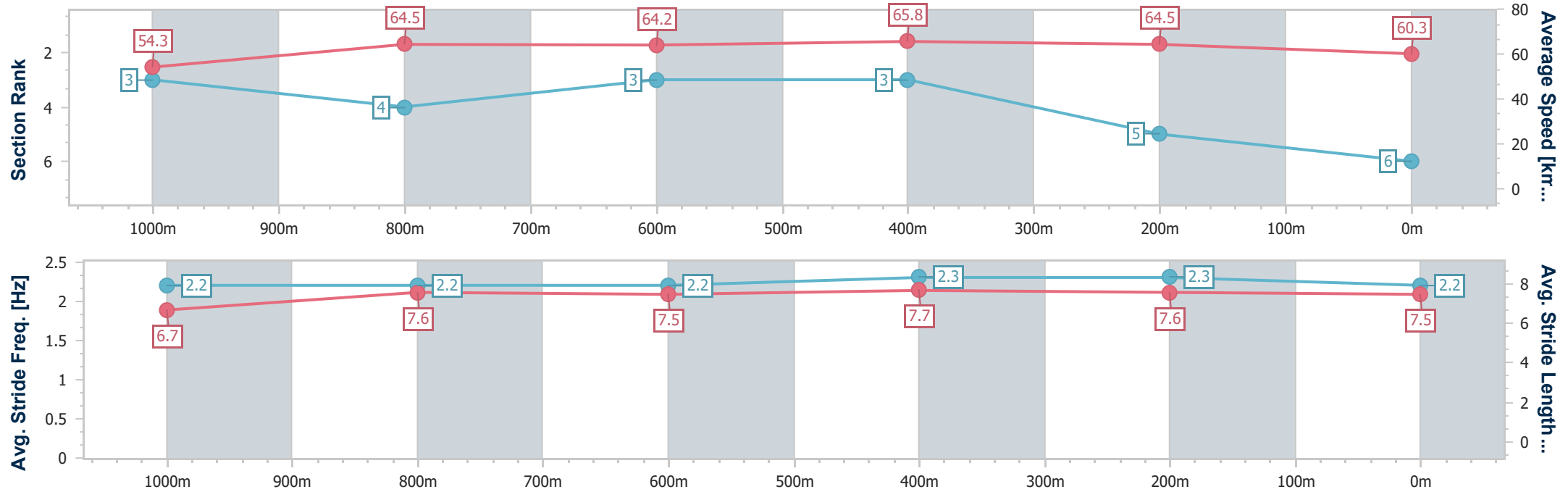


Rockhampton QLD Professional
Race 3: Rockhampton Engineering and Maintenance OPEN
Handicap - 1200m
25 February 2025 - 15:27



Track Rating: Soft 5, Weather: Overcast, Rail Position: +4m Entire

Section	Overall	1000m	800m	600m	400m	200m								
Section Times	1:09.73 [6] (0:13.28)	0:56.45 [3] (0:11.09)	0:45.36 [4] (0:11.30)	0:34.06 [3] (0:10.94)	0:23.12 [3] (0:11.18)	0:11.94 [5] (0:11.94)								
Average Speed [km/h]	54.3	64.5	64.2	65.8	64.5	60.3								
Top Speed [km/h]	65.4	66.1	65.1	66.3	65.8	62.7								
Avg. Dist. to Rail [m]	1.6	1.1	1.0	2.3	2.2	3.3								
Avg. Stride Freq. [Hz]	2.2	2.2	2.2	2.3	2.3	2.2								
Avg. Stride Length [m]	6.7	7.6	7.5	7.7	7.6	7.5								





Rockhampton QLD Professional

Race 4: Grant and Simpson Lawyers Class 2 Plate - 1200m

25 February 2025 - 16:04



Track Rating: Soft 5, Weather: Overcast, Rail Position: +4m Entire

Section Field Times					Overall	1000m	800m	600m	400m	200m	Last 600m		
					1:09.98 (0:14.10)	0:55.88 (0:11.31)	0:44.57 (0:11.27)	0:33.30 (0:10.81)	0:22.49 (0:10.79)	0:11.70 (0:11.70)	0:33.30		
Rank	TAB	Horse/Jockey	Barrier	Top Speed [km/h]	Fastest Section							Margin	Distance Travelled [m]
1	6	LIMERO	2	67.9	0:10.79	1:09.98 [1]	0:55.88 [1]	0:44.57 [1]	0:33.30 [1]	0:22.49 [1]	0:11.70 [1]	1:09.98	0:33.30
		Ashley Butler		600m	400m	(0:14.10)	(0:11.31)	(0:11.27)	(0:10.81)	(0:10.79)	(0:11.70)		
2	5	OUTBACK BANDIT	3	70.1	0:10.58	1:10.00 [2]	0:55.62 [3]	0:44.28 [3]	0:32.85 [3]	0:22.27 [2]	0:11.69 [2]	0.13L	0:32.85 +4
		Sean Cormack		600m	600m	(0:14.38)	(0:11.34)	(0:11.43)	(0:10.58)	(0:10.58)	(0:11.69)		
3	2	MONEY MAN	5	67.8	0:10.74	1:10.55 [3]	0:55.98 [5]	0:44.51 [5]	0:33.15 [5]	0:22.41 [4]	0:11.57 [4]	3.4L	0:33.15 +1
		Justin Stanley		400m	600m	(0:14.57)	(0:11.47)	(0:11.36)	(0:10.74)	(0:10.84)	(0:11.57)		
4	4	VICTORY'S GHOST	6	67.9	0:10.82	1:10.87 [4]	0:56.55 [2]	0:45.37 [2]	0:33.94 [2]	0:23.12 [3]	0:12.17 [3]	5.29L	0:33.94 +0
		Georgina Cartwright		600m	600m	(0:14.32)	(0:11.18)	(0:11.43)	(0:10.82)	(0:10.95)	(0:12.17)		
5	8	CASA FAGLIANO	4	67.6	0:10.88	1:11.55 [5]	0:56.74 [6]	0:45.02 [6]	0:33.65 [6]	0:22.77 [6]	0:11.88 [5]	9.29L	0:33.65 +1
		Warwick Satherley		400m	600m	(0:14.81)	(0:11.72)	(0:11.37)	(0:10.88)	(0:10.89)	(0:11.88)		
6	1	LENNY ROCKET	1	64.5	0:11.29	1:12.27 [6]	0:57.89 [4]	0:46.50 [4]	0:35.10 [4]	0:23.81 [5]	0:12.51 [6]	13.49L	0:35.10 -3
		Chris McIver		600m	600m	(0:14.38)	(0:11.39)	(0:11.40)	(0:11.29)	(0:11.30)	(0:12.51)		

Scratched: Parade Ground (#3), Discovered Gold (#9), Outta Control (#7)



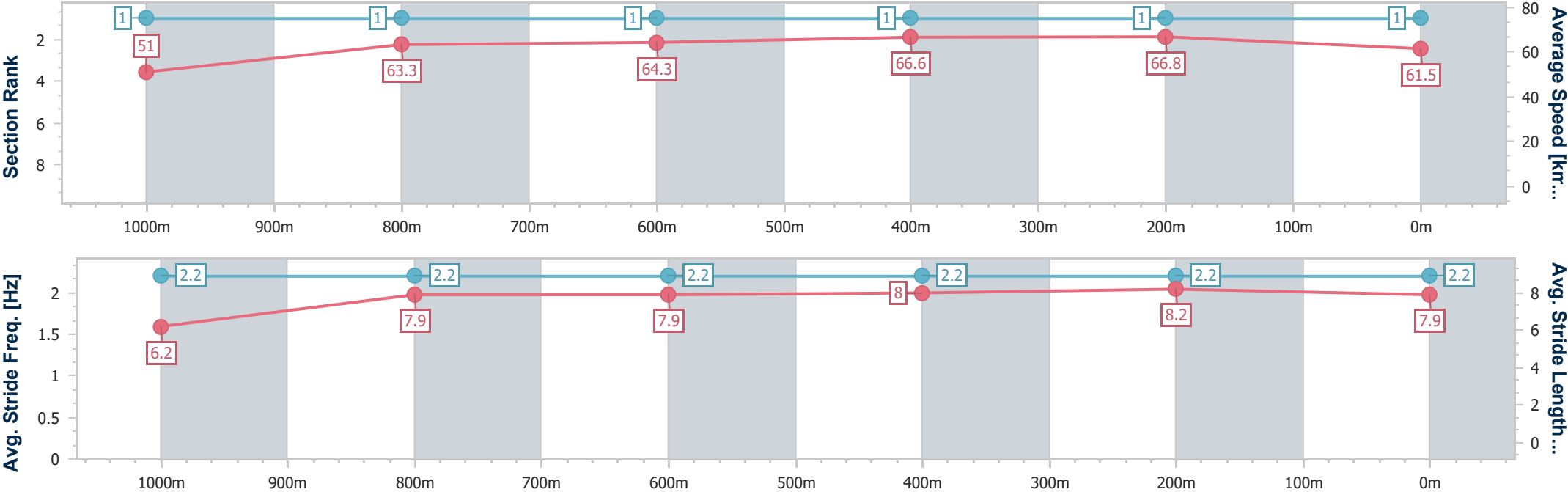
Horse/Jockey Name	Limero
Final Rank	1
Fastest Section Time (Section)	0:10.79 (400m)
Top Speed [km/h] (Section)	67.9 (600m)
Race State	Finished



Rockhampton QLD Professional
Race 4: Grant and Simpson Lawyers Class 2 Plate - 1200m
25 February 2025 - 16:04
Track Rating: Soft 5, Weather: Overcast, Rail Position: +4m Entire



Section	Overall	1000m	800m	600m	400m	200m								
Section Times	1:09.98 [1] (0:14.10)	0:55.88 [1] (0:11.31)	0:44.57 [1] (0:11.27)	0:33.30 [1] (0:10.81)	0:22.49 [1] (0:10.79)	0:11.70 [1] (0:11.70)								
Average Speed [km/h]	51.0	63.3	64.3	66.6	66.8	61.5								
Top Speed [km/h]	62.3	64.6	65.1	67.9	67.8	65.2								
Avg. Dist. to Rail [m]	1.8	1.2	1.1	2.3	2.4	3.0								
Avg. Stride Freq. [Hz]	2.2	2.2	2.2	2.2	2.2	2.2								
Avg. Stride Length [m]	6.2	7.9	7.9	8.0	8.2	7.9								





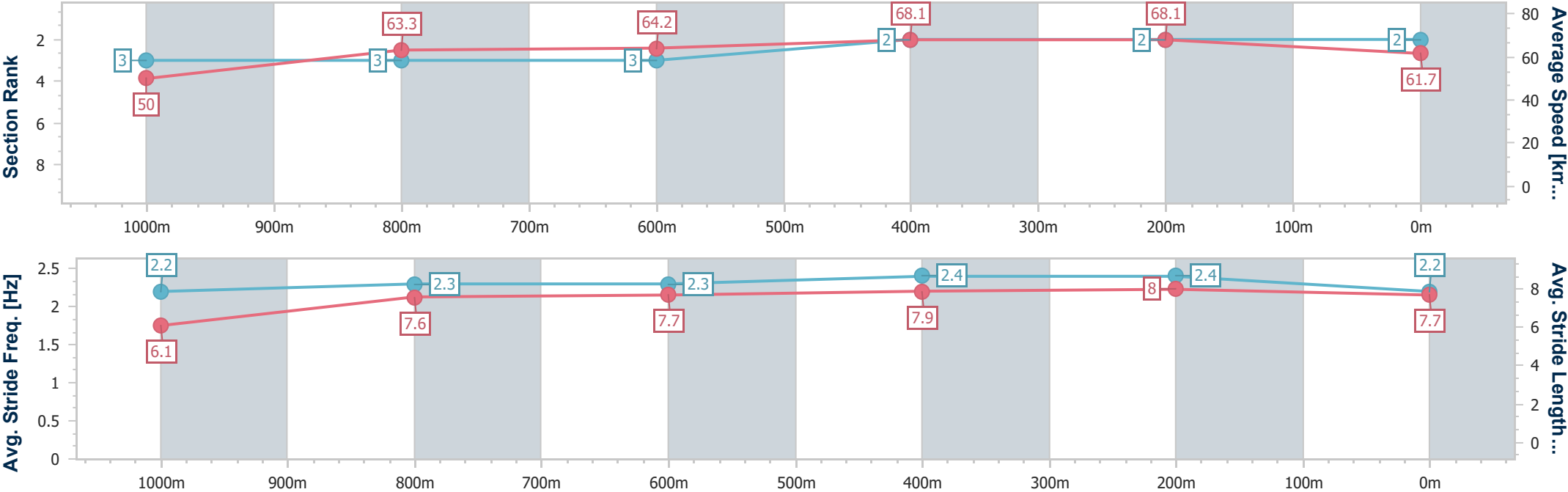
Horse/Jockey Name	Outback Bandit
Final Rank	2
Fastest Section Time (Section)	0:10.58 (600m)
Top Speed [km/h] (Section)	70.1 (600m)
Race State	Finished



Rockhampton QLD Professional
Race 4: Grant and Simpson Lawyers Class 2 Plate - 1200m
25 February 2025 - 16:04
Track Rating: Soft 5, Weather: Overcast, Rail Position: +4m Entire



Section	Overall	1000m	800m	600m	400m	200m								
Section Times	1:10.00 [2] (0:14.38)	0:55.62 [3] (0:11.34)	0:44.28 [3] (0:11.43)	0:32.85 [3] (0:10.58)	0:22.27 [2] (0:10.58)	0:11.69 [2] (0:11.69)								
Average Speed [km/h]	50.0	63.3	64.2	68.1	68.1	61.7								
Top Speed [km/h]	61.9	65.5	66.1	70.1	69.7	66.0								
Avg. Dist. to Rail [m]	2.5	0.7	2.3	4.7	4.7	6.4								
Avg. Stride Freq. [Hz]	2.2	2.3	2.3	2.4	2.4	2.2								
Avg. Stride Length [m]	6.1	7.6	7.7	7.9	8.0	7.7								





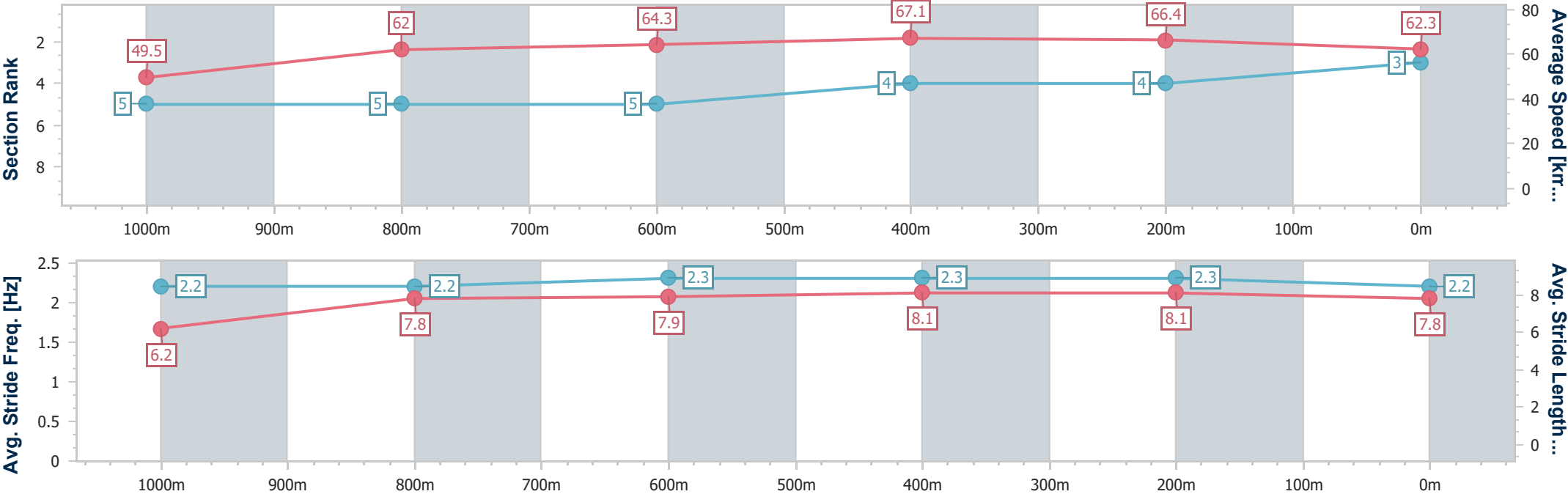
Horse/Jockey Name	Money Man
Final Rank	3
Fastest Section Time (Section)	0:10.74 (600m)
Top Speed [km/h] (Section)	67.8 (400m)
Race State	Finished



Rockhampton QLD Professional
Race 4: Grant and Simpson Lawyers Class 2 Plate - 1200m
25 February 2025 - 16:04
Track Rating: Soft 5, Weather: Overcast, Rail Position: +4m Entire



Section	Overall	1000m	800m	600m	400m	200m							
Section Times	1:10.55 [3] (0:14.57)	0:55.98 [5] (0:11.47)	0:44.51 [5] (0:11.36)	0:33.15 [5] (0:10.74)	0:22.41 [4] (0:10.84)	0:11.57 [4] (0:11.57)							
Average Speed [km/h]	49.5	62.0	64.3	67.1	66.4	62.3							
Top Speed [km/h]	63.0	64.8	65.4	67.7	67.8	64.8							
Avg. Dist. to Rail [m]	3.7	1.6	1.6	3.7	3.1	2.5							
Avg. Stride Freq. [Hz]	2.2	2.2	2.3	2.3	2.3	2.2							
Avg. Stride Length [m]	6.2	7.8	7.9	8.1	8.1	7.8							





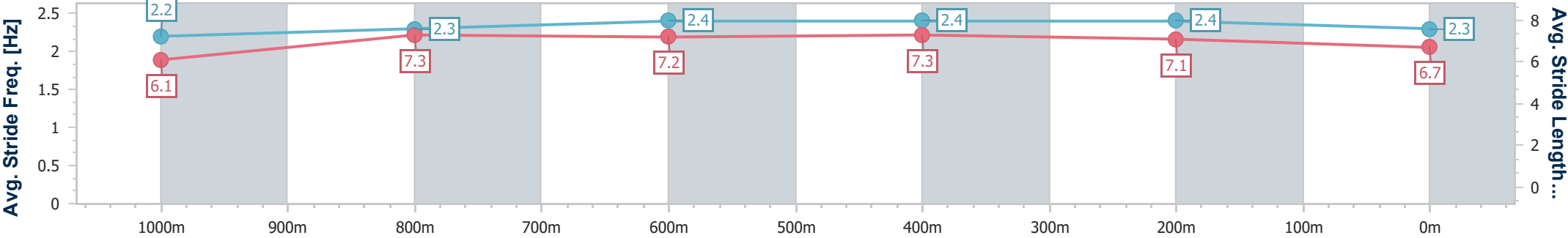
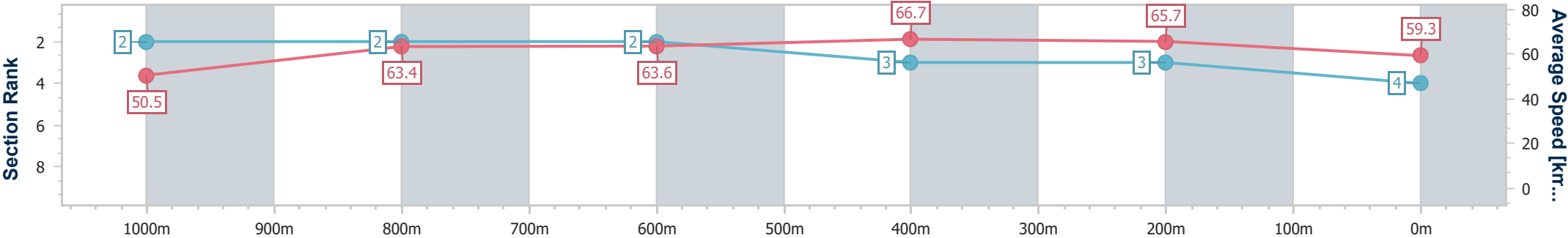
Horse/Jockey Name	Victory's Ghost
Final Rank	4
Fastest Section Time (Section)	0:10.82 (600m)
Top Speed [km/h] (Section)	67.9 (600m)
Race State	Finished



Rockhampton QLD Professional
Race 4: Grant and Simpson Lawyers Class 2 Plate - 1200m
25 February 2025 - 16:04
Track Rating: Soft 5, Weather: Overcast, Rail Position: +4m Entire



Section	Overall	1000m	800m	600m	400m	200m							
Section Times	1:10.87 [4] (0:14.32)	0:56.55 [2] (0:11.18)	0:45.37 [2] (0:11.43)	0:33.94 [2] (0:10.82)	0:23.12 [3] (0:10.95)	0:12.17 [3] (0:12.17)							
Average Speed [km/h]	50.5	63.4	63.6	66.7	65.7	59.3							
Top Speed [km/h]	66.1	65.8	65.1	67.9	67.8	63.0							
Avg. Dist. to Rail [m]	4.7	2.1	1.8	4.7	4.5	3.0							
Avg. Stride Freq. [Hz]	2.2	2.3	2.4	2.4	2.4	2.3							
Avg. Stride Length [m]	6.1	7.3	7.2	7.3	7.1	6.7							





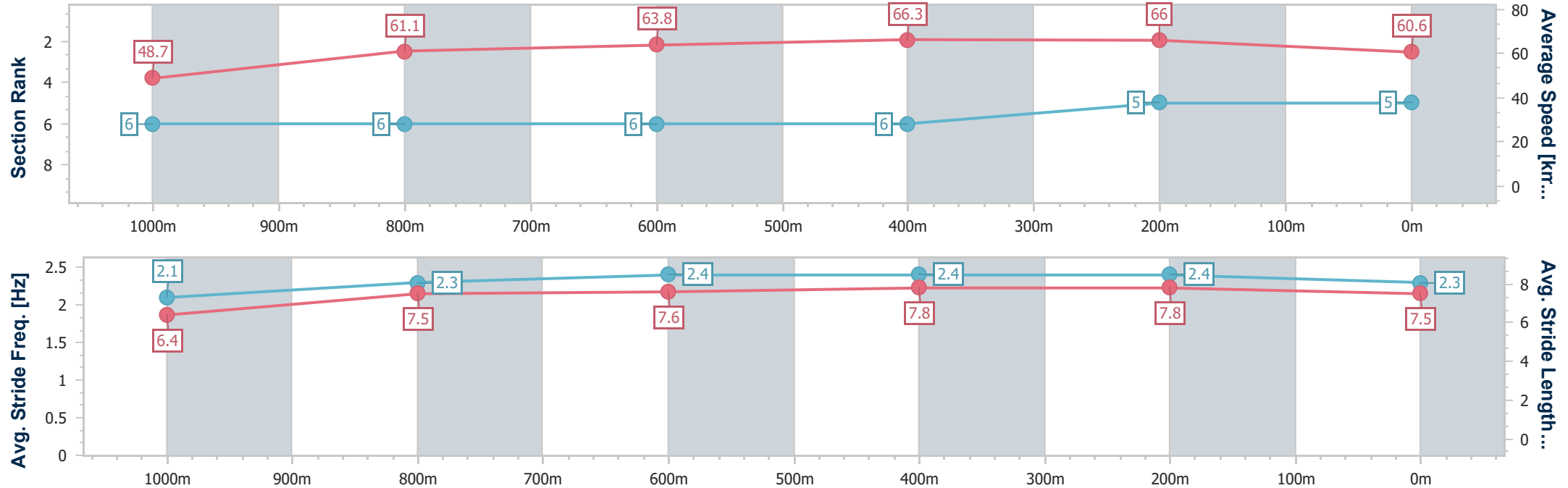
Horse/Jockey Name	Casa Fagliano
Final Rank	5
Fastest Section Time (Section)	0:10.88 (600m)
Top Speed [km/h] (Section)	67.6 (400m)
Race State	Finished



Rockhampton QLD Professional
Race 4: Grant and Simpson Lawyers Class 2 Plate - 1200m
25 February 2025 - 16:04
Track Rating: Soft 5, Weather: Overcast, Rail Position: +4m Entire



Section	Overall	1000m	800m	600m	400m	200m								
Section Times	1:11.55 [5] (0:14.81)	0:56.74 [6] (0:11.72)	0:45.02 [6] (0:11.37)	0:33.65 [6] (0:10.88)	0:22.77 [6] (0:10.89)	0:11.88 [5] (0:11.88)								
Average Speed [km/h]	48.7	61.1	63.8	66.3	66.0	60.6								
Top Speed [km/h]	63.0	63.6	64.8	67.5	67.6	64.7								
Avg. Dist. to Rail [m]	2.9	0.9	1.0	2.9	4.0	4.5								
Avg. Stride Freq. [Hz]	2.1	2.3	2.4	2.4	2.4	2.3								
Avg. Stride Length [m]	6.4	7.5	7.6	7.8	7.8	7.5								





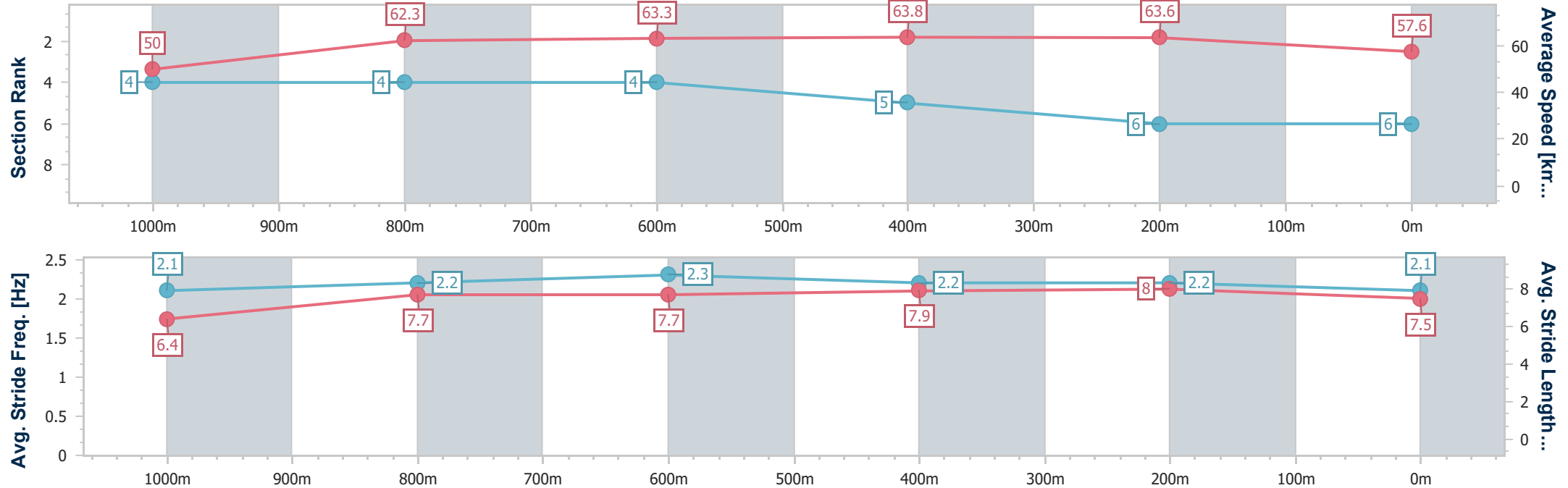
Horse/Jockey Name	Lenny Rocket
Final Rank	6
Fastest Section Time (Section)	0:11.29 (600m)
Top Speed [km/h] (Section)	64.5 (600m)
Race State	Finished



Rockhampton QLD Professional
Race 4: Grant and Simpson Lawyers Class 2 Plate - 1200m
25 February 2025 - 16:04
Track Rating: Soft 5, Weather: Overcast, Rail Position: +4m Entire



Section	Overall	1000m	800m	600m	400m	200m								
Section Times	1:12.27 [6] (0:14.38)	0:57.89 [4] (0:11.39)	0:46.50 [4] (0:11.40)	0:35.10 [4] (0:11.29)	0:23.81 [5] (0:11.30)	0:12.51 [6] (0:12.51)								
Average Speed [km/h]	50.0	62.3	63.3	63.8	63.6	57.6								
Top Speed [km/h]	61.1	64.0	64.3	64.5	64.4	62.4								
Avg. Dist. to Rail [m]	1.4	2.5	1.2	2.9	2.9	2.7								
Avg. Stride Freq. [Hz]	2.1	2.2	2.3	2.2	2.2	2.1								
Avg. Stride Length [m]	6.4	7.7	7.7	7.9	8.0	7.5								





Rockhampton QLD Professional

Race 5: Empire Apartment Hotel BM55 Handicap - 1300m

25 February 2025 - 16:40



Track Rating: Soft 5, Weather: Overcast, Rail Position: +4m Entire

Section						Overall	1200m	1000m	800m	600m	400m	Last 600m	
Field Times						1:16.74 (0:07.46)	1:09.28 (0:11.36)	0:57.92 (0:11.43)	0:46.49 (0:11.52)	0:34.97 (0:11.21)	0:23.76 (0:11.40)	0:34.97	
Rank	TAB	Horse/Jockey	Barrier	Top Speed [km/h]	Fastest Section								Distance Travelled [m]
1	9	PHANTOM FLIGHT	8	66.9	0:07.95	1:16.74 [1]	1:08.79 [6]	0:57.39 [5]	0:45.97 [5]	0:34.51 [4]	0:23.44 [4]	0:34.51	
		McKenzie Apel		600m	Overall	(0:07.95)	(0:11.40)	(0:11.42)	(0:11.46)	(0:11.07)	(0:11.15)		
2	10	RUN AWAY RENEE	5	65.3	0:07.70	1:16.79 [2]	1:09.09 [3]	0:57.74 [3]	0:46.42 [2]	0:34.78 [2]	0:23.57 [2]	0:34.78 +3	
		Justin Stanley		600m	Overall	(0:07.70)	(0:11.35)	(0:11.32)	(0:11.64)	(0:11.21)	(0:11.38)		
3	7	HOLY CROWN	6	65.4	0:07.46	1:16.96 [3]	1:09.50 [1]	0:58.14 [1]	0:46.71 [1]	0:35.19 [1]	0:23.98 [1]	0:35.19 +3	
		Sean Cormack		600m	Overall	(0:07.46)	(0:11.36)	(0:11.43)	(0:11.52)	(0:11.21)	(0:11.40)		
4	6	BIG SHOOTER	3	67.8	0:08.12	1:17.05 [4]	1:08.93 [9]	0:57.43 [8]	0:45.85 [7]	0:34.16 [8]	0:23.22 [7]	0:34.16 +5	
		Liv O'Donnell		400m	Overall	(0:08.12)	(0:11.50)	(0:11.58)	(0:11.69)	(0:10.94)	(0:11.09)		
5	2	CHANGE THE DEEL	2	67.1	0:07.97	1:17.11 [5]	1:09.14 [7]	0:57.50 [7]	0:45.82 [8]	0:34.22 [7]	0:23.26 [8]	0:34.22 +2	
		Georgina Cartwright		600m	Overall	(0:07.97)	(0:11.64)	(0:11.68)	(0:11.60)	(0:10.96)	(0:11.14)		
6	8	SWEET FANTASY	4	66.0	0:07.81	1:17.16 [6]	1:09.35 [4]	0:57.84 [4]	0:46.39 [4]	0:34.71 [5]	0:23.57 [5]	0:34.71 +0	
		Chris McIver		600m	Overall	(0:07.81)	(0:11.51)	(0:11.45)	(0:11.68)	(0:11.14)	(0:11.25)		
7	11	D'ESPRIT	1	65.7	0:07.66	1:17.19 [7]	1:09.53 [2]	0:58.23 [2]	0:46.78 [3]	0:35.05 [3]	0:23.93 [3]	0:35.05 -3	
		Brooke Johnson		600m	Overall	(0:07.66)	(0:11.30)	(0:11.45)	(0:11.73)	(0:11.12)	(0:11.43)		
8	12	OUR HEART THROB	9	66.2	0:07.92	1:17.33 [8]	1:09.41 [5]	0:57.81 [6]	0:46.30 [6]	0:34.75 [6]	0:23.65 [6]	0:34.75 +5	
		Amy Graham		600m	Overall	(0:07.92)	(0:11.60)	(0:11.51)	(0:11.55)	(0:11.10)	(0:11.35)		
9	5	OUTTA CONTROL	7	66.7	0:07.99	1:17.69 [9]	1:09.70 [8]	0:57.95 [9]	0:46.32 [9]	0:34.62 [9]	0:23.54 [9]	0:34.62 +7	
		Ashley Butler		600m	Overall	(0:07.99)	(0:11.75)	(0:11.63)	(0:11.70)	(0:11.08)	(0:11.08)		

Scratched: Sundara (#1), Itza Motza (#3), Money Man (#4)



Rockhampton QLD Professional

Race 5: Empire Apartment Hotel BM55 Handicap - 1300m

25 February 2025 - 16:40



Track Rating: Soft 5, Weather: Overcast, Rail Position: +4m Entire

Section		Field Times		200m		Last 600m			
				0:12.36 (0:12.36)		0:34.97			
Rank	TAB	Horse/Jockey	Barrier	Top Speed [km/h]	Fastest Section	Margin			Distance Travelled [m]
1	9	PHANTOM FLIGHT	8	66.9	0:07.95	0:12.29 [2]	1:16.74		0:34.51
		McKenzie Apel		600m	Overall	(0:12.29)			
2	10	RUN AWAY RENEE	5	65.3	0:07.70	0:12.19 [3]	0.31L		0:34.78 +3
		Justin Stanley		600m	Overall	(0:12.19)			
3	7	HOLY CROWN	6	65.4	0:07.46	0:12.58 [1]	1.31L		0:35.19 +3
		Sean Cormack		600m	Overall	(0:12.58)			
4	6	BIG SHOOTER	3	67.8	0:08.12	0:12.13 [6]	1.84L		0:34.16 +5
		Liv O'Donnell		400m	Overall	(0:12.13)			
5	2	CHANGE THE DEEL	2	67.1	0:07.97	0:12.12 [7]	2.15L		0:34.22 +2
		Georgina Cartwright		600m	Overall	(0:12.12)			
6	8	SWEET FANTASY	4	66.0	0:07.81	0:12.32 [5]	2.44L		0:34.71 +0
		Chris McIver		600m	Overall	(0:12.32)			
7	11	D'ESPRIT	1	65.7	0:07.66	0:12.50 [4]	2.63L		0:35.05 -3
		Brooke Johnson		600m	Overall	(0:12.50)			
8	12	OUR HEART THROB	9	66.2	0:07.92	0:12.30 [8]	3.47L		0:34.75 +5
		Amy Graham		600m	Overall	(0:12.30)			
9	5	OUTTA CONTROL	7	66.7	0:07.99	0:12.46 [9]	5.61L		0:34.62 +7
		Ashley Butler		600m	Overall	(0:12.46)			

Scratched: Sundara (#1), Itza Motza (#3), Money Man (#4)



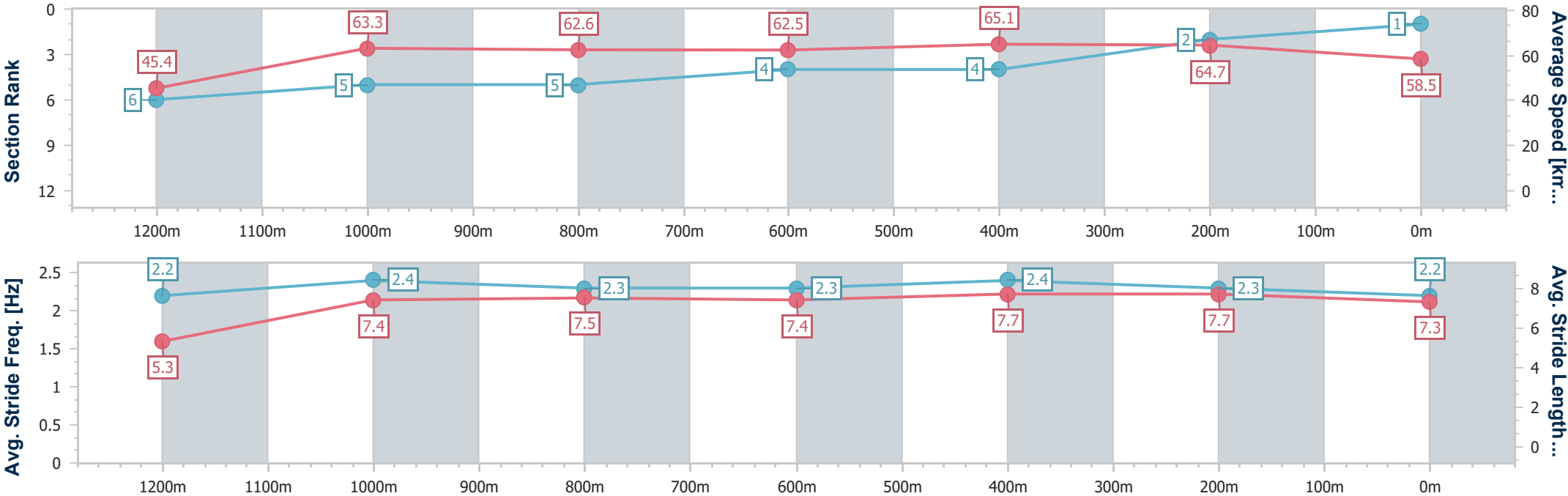
Horse/Jockey Name	Phantom Flight
Final Rank	1
Fastest Section Time (Section)	0:07.95 (Overall)
Top Speed [km/h] (Section)	66.9 (600m)
Race State	Finished



Rockhampton QLD Professional
Race 5: Empire Apartment Hotel BM55 Handicap - 1300m
25 February 2025 - 16:40
Track Rating: Soft 5, Weather: Overcast, Rail Position: +4m Entire



Section	Overall	1200m	1000m	800m	600m	400m	200m						
Section Times	1:16.74 [1] (0:07.95)	1:08.79 [6] (0:11.40)	0:57.39 [5] (0:11.42)	0:45.97 [5] (0:11.46)	0:34.51 [4] (0:11.07)	0:23.44 [4] (0:11.15)	0:12.29 [2] (0:12.29)						
Average Speed [km/h]	45.4	63.3	62.6	62.5	65.1	64.7	58.5						
Top Speed [km/h]	63.7	64.4	64.0	64.4	66.9	66.3	62.1						
Avg. Dist. to Rail [m]	6.8	1.2	1.1	1.1	3.5	5.1	5.6						
Avg. Stride Freq. [Hz]	2.2	2.4	2.3	2.3	2.4	2.3	2.2						
Avg. Stride Length [m]	5.3	7.4	7.5	7.4	7.7	7.7	7.3						





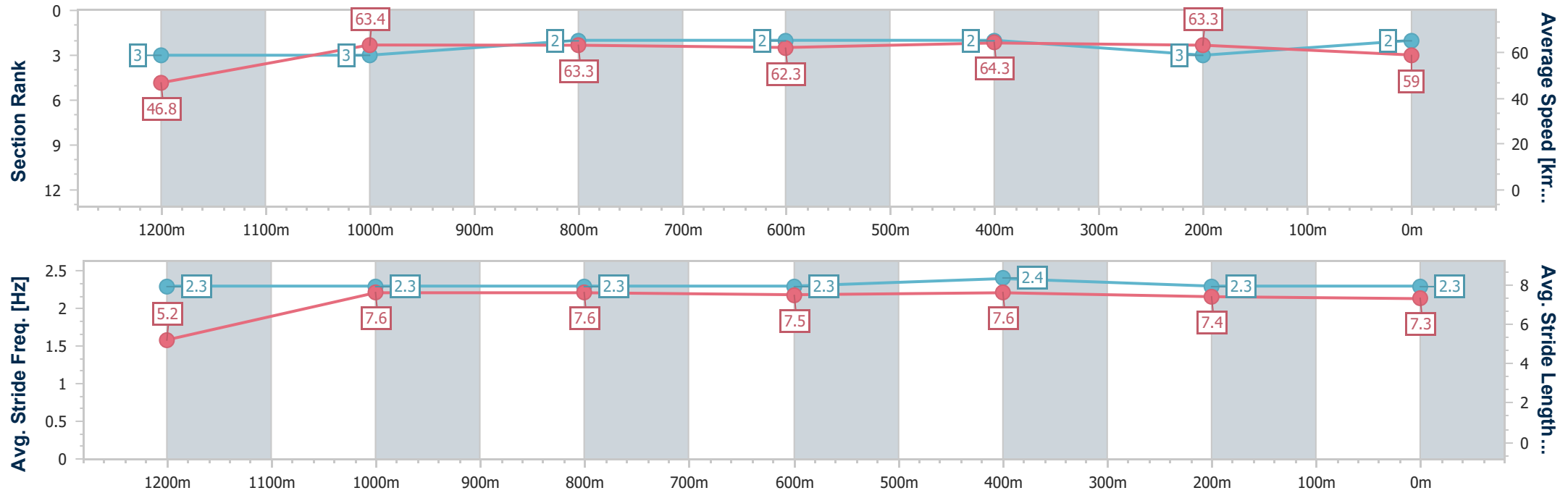
Horse/Jockey Name	Run Away Renee
Final Rank	2
Fastest Section Time (Section)	0:07.70 (Overall)
Top Speed [km/h] (Section)	65.3 (600m)
Race State	Finished



Rockhampton QLD Professional
Race 5: Empire Apartment Hotel BM55 Handicap - 1300m
25 February 2025 - 16:40
Track Rating: Soft 5, Weather: Overcast, Rail Position: +4m Entire



Section	Overall	1200m	1000m	800m	600m	400m	200m						
Section Times	1:16.79 [2] (0:07.70)	1:09.09 [3] (0:11.35)	0:57.74 [3] (0:11.32)	0:46.42 [2] (0:11.64)	0:34.78 [2] (0:11.21)	0:23.57 [2] (0:11.38)	0:12.19 [3] (0:12.19)						
Average Speed [km/h]	46.8	63.4	63.3	62.3	64.3	63.3	59.0						
Top Speed [km/h]	62.6	64.5	64.4	63.2	65.3	65.2	62.0						
Avg. Dist. to Rail [m]	4.1	0.8	0.6	0.7	3.0	5.3	6.0						
Avg. Stride Freq. [Hz]	2.3	2.3	2.3	2.3	2.4	2.3	2.3						
Avg. Stride Length [m]	5.2	7.6	7.6	7.5	7.6	7.4	7.3						





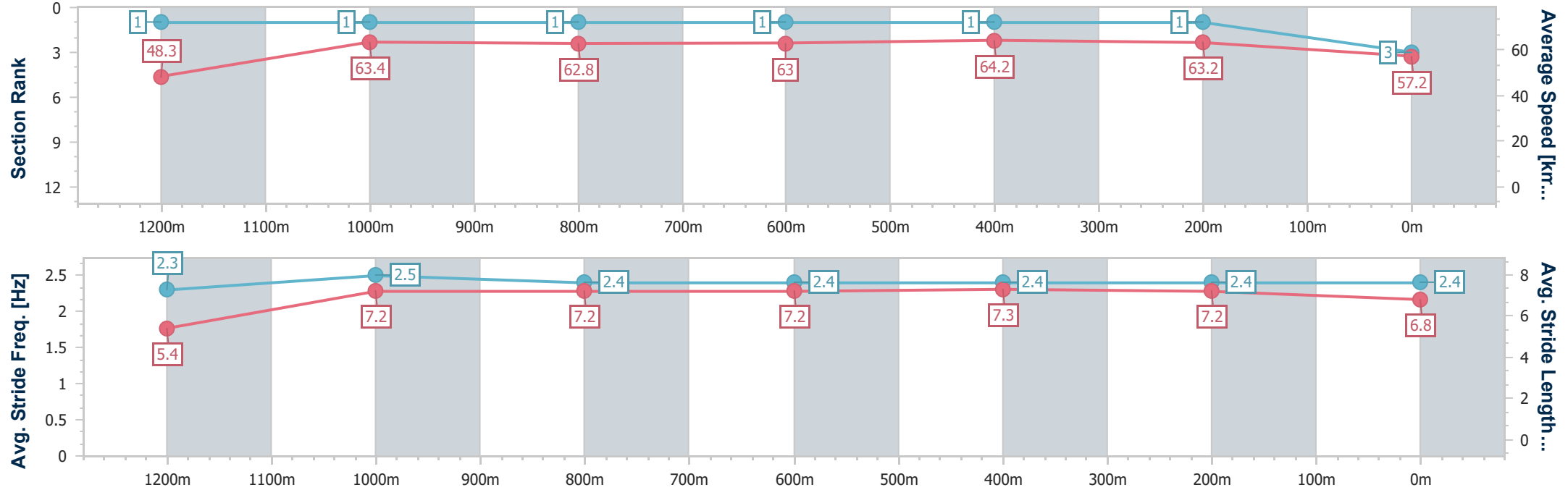
Horse/Jockey Name	Holy Crown
Final Rank	3
Fastest Section Time (Section)	0:07.46 (Overall)
Top Speed [km/h] (Section)	65.4 (600m)
Race State	Finished



Rockhampton QLD Professional
Race 5: Empire Apartment Hotel BM55 Handicap - 1300m
25 February 2025 - 16:40
Track Rating: Soft 5, Weather: Overcast, Rail Position: +4m Entire



Section	Overall	1200m	1000m	800m	600m	400m	200m						
Section Times	1:16.96 [3] (0:07.46)	1:09.50 [1] (0:11.36)	0:58.14 [1] (0:11.43)	0:46.71 [1] (0:11.52)	0:35.19 [1] (0:11.21)	0:23.98 [1] (0:11.40)	0:12.58 [1] (0:12.58)						
Average Speed [km/h]	48.3	63.4	62.8	63.0	64.2	63.2	57.2						
Top Speed [km/h]	61.9	65.2	64.6	64.6	65.4	65.0	61.3						
Avg. Dist. to Rail [m]	4.2	0.6	0.6	1.3	2.2	2.1	2.7						
Avg. Stride Freq. [Hz]	2.3	2.5	2.4	2.4	2.4	2.4	2.4						
Avg. Stride Length [m]	5.4	7.2	7.2	7.2	7.3	7.2	6.8						





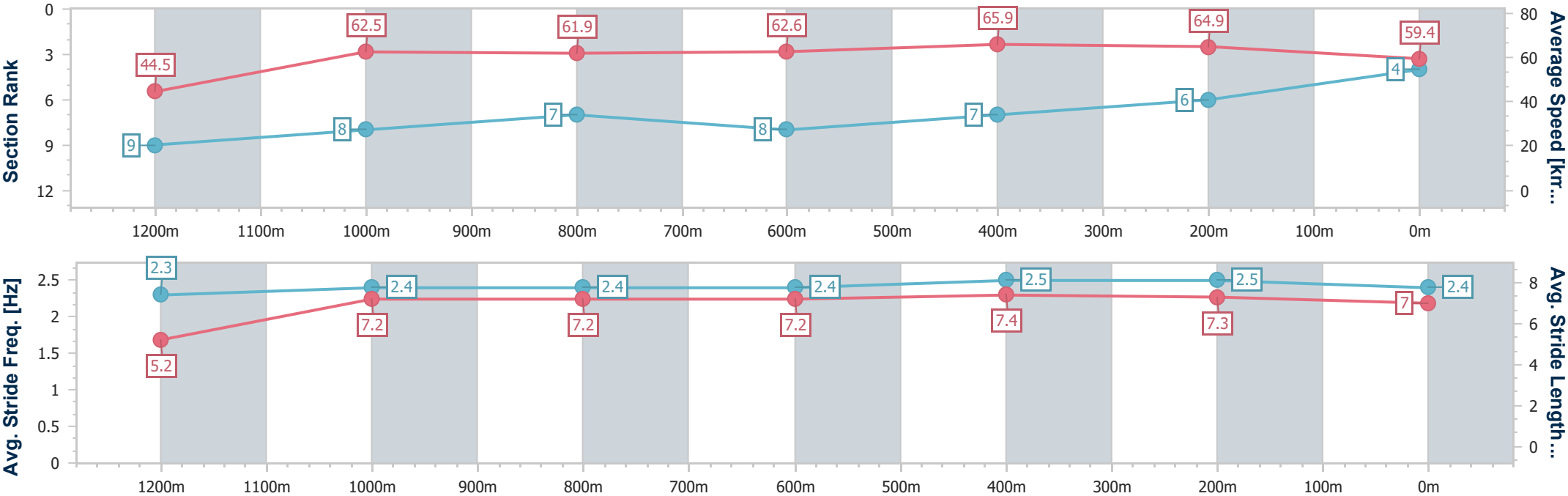
Horse/Jockey Name	Big Shooter
Final Rank	4
Fastest Section Time (Section)	0:08.12 (Overall)
Top Speed [km/h] (Section)	67.8 (400m)
Race State	Finished



Rockhampton QLD Professional
Race 5: Empire Apartment Hotel BM55 Handicap - 1300m
25 February 2025 - 16:40
Track Rating: Soft 5, Weather: Overcast, Rail Position: +4m Entire



Section	Overall	1200m	1000m	800m	600m	400m	200m						
Section Times	1:17.05 [4] (0:08.12)	1:08.93 [9] (0:11.50)	0:57.43 [8] (0:11.58)	0:45.85 [7] (0:11.69)	0:34.16 [8] (0:10.94)	0:23.22 [7] (0:11.09)	0:12.13 [6]						
Average Speed [km/h]	44.5	62.5	61.9	62.6	65.9	64.9	59.4						
Top Speed [km/h]	62.4	63.5	63.8	63.6	67.7	67.8	63.1						
Avg. Dist. to Rail [m]	2.2	0.4	1.0	2.1	3.4	4.8	5.1						
Avg. Stride Freq. [Hz]	2.3	2.4	2.4	2.4	2.5	2.5	2.4						
Avg. Stride Length [m]	5.2	7.2	7.2	7.2	7.4	7.3	7.0						





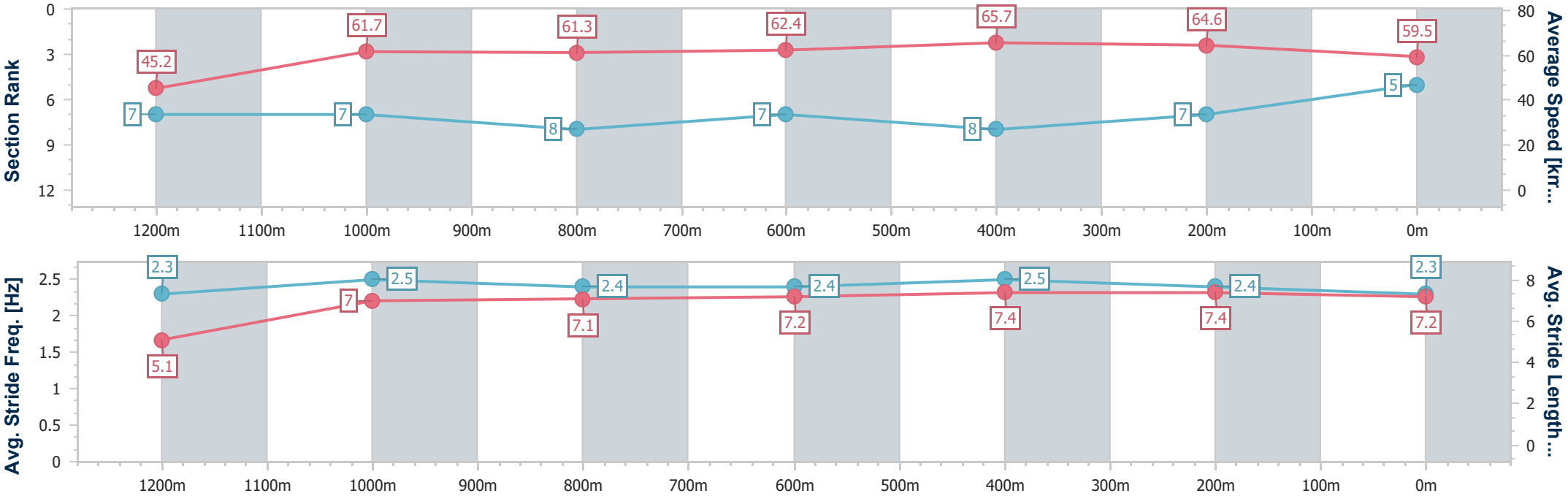
Horse/Jockey Name	Change The Deel
Final Rank	5
Fastest Section Time (Section)	0:07.97 (Overall)
Top Speed [km/h] (Section)	67.1 (600m)
Race State	Finished



Rockhampton QLD Professional
Race 5: Empire Apartment Hotel BM55 Handicap - 1300m
25 February 2025 - 16:40
Track Rating: Soft 5, Weather: Overcast, Rail Position: +4m Entire



Section	Overall	1200m	1000m	800m	600m	400m	200m						
Section Times	1:17.11 [5] (0:07.97)	1:09.14 [7] (0:11.64)	0:57.50 [7] (0:11.68)	0:45.82 [8] (0:11.60)	0:34.22 [7] (0:10.96)	0:23.26 [8] (0:11.14)	0:12.12 [7]						
Average Speed [km/h]	45.2	61.7	61.3	62.4	65.7	64.6	59.5						
Top Speed [km/h]	59.2	62.6	62.7	64.7	67.1	65.7	63.2						
Avg. Dist. to Rail [m]	1.7	2.0	1.7	0.9	1.4	1.6	0.7						
Avg. Stride Freq. [Hz]	2.3	2.5	2.4	2.4	2.5	2.4	2.3						
Avg. Stride Length [m]	5.1	7.0	7.1	7.2	7.4	7.4	7.2						





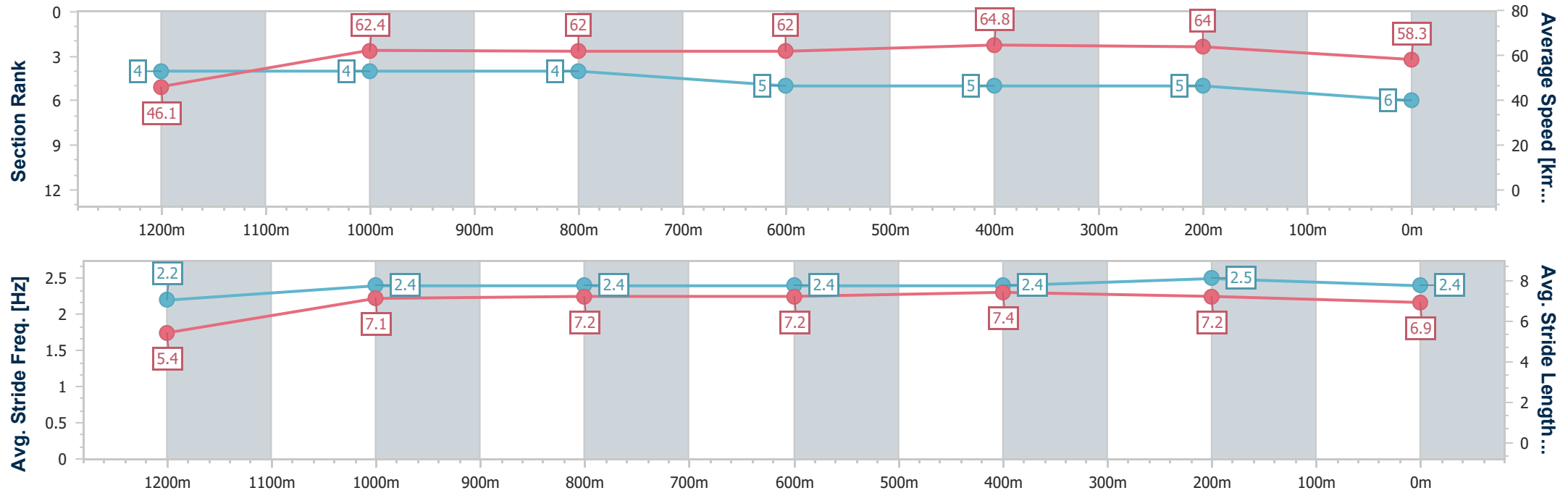
Horse/Jockey Name	Sweet Fantasy
Final Rank	6
Fastest Section Time (Section)	0:07.81 (Overall)
Top Speed [km/h] (Section)	66.0 (600m)
Race State	Finished



Rockhampton QLD Professional
Race 5: Empire Apartment Hotel BM55 Handicap - 1300m
25 February 2025 - 16:40
Track Rating: Soft 5, Weather: Overcast, Rail Position: +4m Entire



Section	Overall	1200m	1000m	800m	600m	400m	200m						
Section Times	1:17.16 [6] (0:07.81)	1:09.35 [4] (0:11.51)	0:57.84 [4] (0:11.45)	0:46.39 [4] (0:11.68)	0:34.71 [5] (0:11.14)	0:23.57 [5] (0:11.25)	0:12.32 [5] (0:12.32)						
Average Speed [km/h]	46.1	62.4	62.0	62.0	64.8	64.0	58.3						
Top Speed [km/h]	59.2	63.7	64.0	63.1	66.0	65.6	62.6						
Avg. Dist. to Rail [m]	2.1	1.8	2.5	1.2	2.7	5.1	6.3						
Avg. Stride Freq. [Hz]	2.2	2.4	2.4	2.4	2.4	2.5	2.4						
Avg. Stride Length [m]	5.4	7.1	7.2	7.2	7.4	7.2	6.9						





Horse/Jockey Name	D'esprit
Final Rank	7
Fastest Section Time (Section)	0:07.66 (Overall)
Top Speed [km/h] (Section)	65.7 (600m)
Race State	Finished



Rockhampton QLD Professional

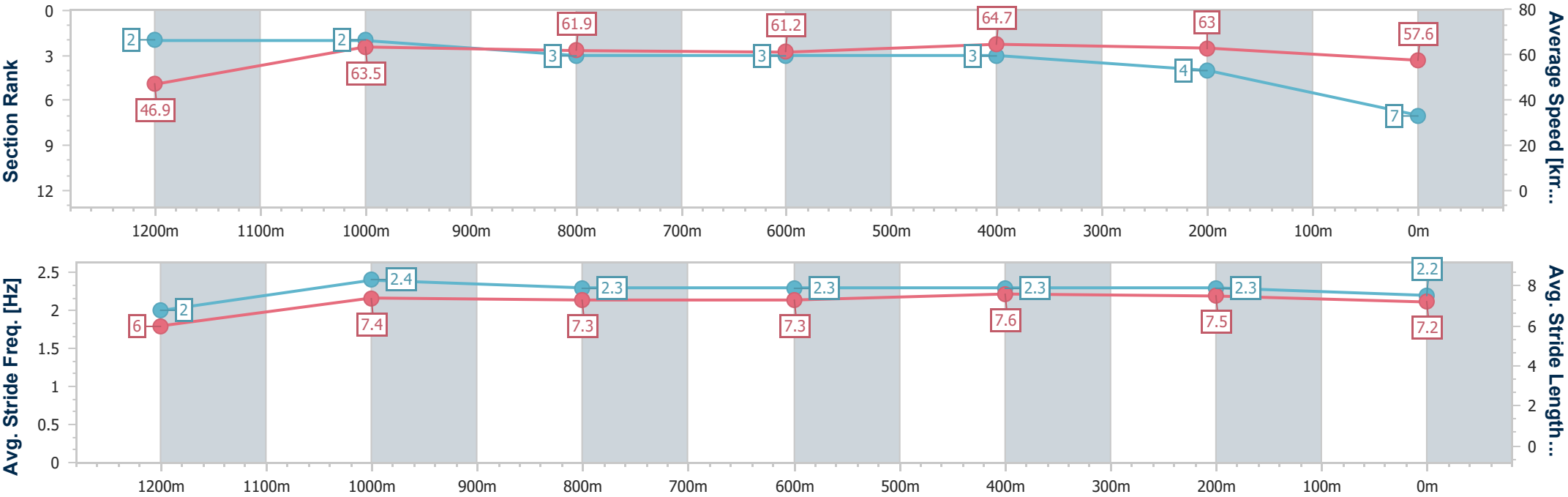
Race 5: Empire Apartment Hotel BM55 Handicap - 1300m

25 February 2025 - 16:40

Track Rating: Soft 5, Weather: Overcast, Rail Position: +4m Entire



Section	Overall	1200m	1000m	800m	600m	400m	200m						
Section Times	1:17.19 [7] (0:07.66)	1:09.53 [2] (0:11.30)	0:58.23 [2] (0:11.45)	0:46.78 [3] (0:11.73)	0:35.05 [3] (0:11.12)	0:23.93 [3] (0:11.43)	0:12.50 [4] (0:12.50)						
Average Speed [km/h]	46.9	63.5	61.9	61.2	64.7	63.0	57.6						
Top Speed [km/h]	61.7	64.2	64.0	63.6	65.7	65.4	60.3						
Avg. Dist. to Rail [m]	1.6	2.4	2.7	0.6	0.9	3.3	4.4						
Avg. Stride Freq. [Hz]	2.0	2.4	2.3	2.3	2.3	2.3	2.2						
Avg. Stride Length [m]	6.0	7.4	7.3	7.3	7.6	7.5	7.2						





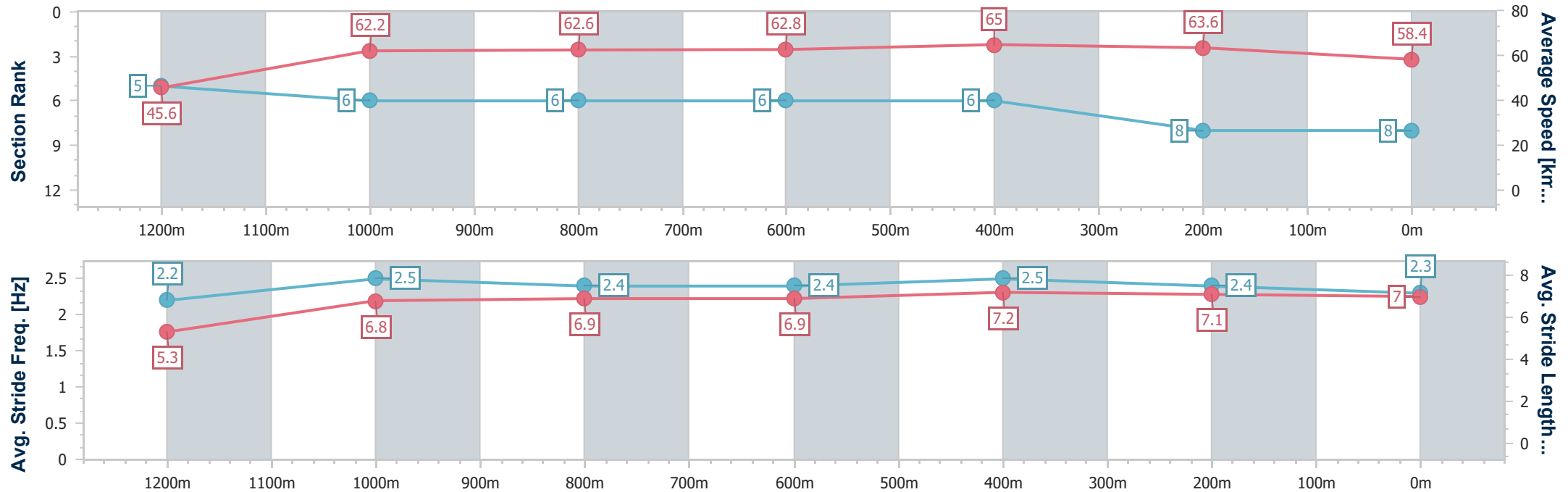
Horse/Jockey Name	Our Heart Throb
Final Rank	8
Fastest Section Time (Section)	0:07.92 (Overall)
Top Speed [km/h] (Section)	66.2 (600m)
Race State	Finished



Rockhampton QLD Professional
Race 5: Empire Apartment Hotel BM55 Handicap - 1300m
25 February 2025 - 16:40
Track Rating: Soft 5, Weather: Overcast, Rail Position: +4m Entire



Section	Overall	1200m	1000m	800m	600m	400m	200m						
Section Times	1:17.33 [8] (0:07.92)	1:09.41 [5] (0:11.60)	0:57.81 [6] (0:11.51)	0:46.30 [6] (0:11.55)	0:34.75 [6] (0:11.10)	0:23.65 [6] (0:11.35)	0:12.30 [8] (0:12.30)						
Average Speed [km/h]	45.6	62.2	62.6	62.8	65.0	63.6	58.4						
Top Speed [km/h]	60.7	63.6	63.7	63.5	66.2	65.9	61.7						
Avg. Dist. to Rail [m]	7.5	2.2	0.3	1.3	3.3	6.0	5.6						
Avg. Stride Freq. [Hz]	2.2	2.5	2.4	2.4	2.5	2.4	2.3						
Avg. Stride Length [m]	5.3	6.8	6.9	6.9	7.2	7.1	7.0						





Horse/Jockey Name	Outta Control
Final Rank	9
Fastest Section Time (Section)	0:07.99 (Overall)
Top Speed [km/h] (Section)	66.7 (600m)
Race State	Finished



Rockhampton QLD Professional
Race 5: Empire Apartment Hotel BM55 Handicap - 1300m
25 February 2025 - 16:40
Track Rating: Soft 5, Weather: Overcast, Rail Position: +4m Entire



Section	Overall	1200m	1000m	800m	600m	400m	200m						
Section Times	1:17.69 [9] (0:07.99)	1:09.70 [8] (0:11.75)	0:57.95 [9] (0:11.63)	0:46.32 [9] (0:11.70)	0:34.62 [9] (0:11.08)	0:23.54 [9] (0:11.08)	0:12.46 [9] (0:12.46)						
Average Speed [km/h]	45.1	61.3	62.0	62.7	65.1	64.9	57.9						
Top Speed [km/h]	59.3	62.4	63.0	63.3	66.7	66.4	62.3						
Avg. Dist. to Rail [m]	5.3	1.0	0.5	2.2	3.1	4.3	4.3						
Avg. Stride Freq. [Hz]	2.1	2.3	2.3	2.3	2.3	2.3	2.2						
Avg. Stride Length [m]	5.6	7.3	7.4	7.6	7.8	7.7	7.3						

