



Doomben QLD Professional
Race 1: RACECOURSE VILLAGE Maiden Handicap - 1110m
26 February 2025 - 13:41



Track Rating: Good 4, Weather: Fine, Rail Position: +9m Entire

Section		Overall				1000m	800m	600m	400m	200m	Last 600m		
Field Times		1:03.86				0:55.31	0:44.84	0:34.14	0:23.10	0:11.89	0:34.14		
		(0:08.55)				(0:10.47)	(0:10.70)	(0:11.04)	(0:11.21)	(0:11.89)			
Rank	TAB Horse/Jockey	Barrier	Top Speed [km/h]	Fastest Section							Margin	Distance Travelled [m]	
1	3 MEHRETU	4	67.7	0:09.30	1:03.86 [1]	0:54.56 [9]	0:43.74 [9]	0:33.09 [8]	0:22.14 [8]	0:11.30 [5]	1:03.86	0:33.09	
	Emily Lang		800m	Overall	(0:09.30)	(0:10.82)	(0:10.65)	(0:10.95)	(0:10.84)	(0:11.30)			
2	4 MORE FOR READY	7	69.2	0:08.79	1:04.00 [2]	0:55.21 [3]	0:44.62 [3]	0:33.89 [3]	0:22.87 [3]	0:11.84 [3]	0.84L	0:33.89	+4
	Georgina Cartwright		1000m	Overall	(0:08.79)	(0:10.59)	(0:10.73)	(0:11.02)	(0:11.03)	(0:11.84)			
3	1 HELL MARCH	1	69.1	0:08.55	1:04.08 [3]	0:55.53 [1]	0:44.87 [2]	0:34.12 [2]	0:23.14 [2]	0:12.02 [2]	1.26L	0:34.12	+1
	Kyle Wilson-Taylor		1000m	Overall	(0:08.55)	(0:10.66)	(0:10.75)	(0:10.98)	(0:11.12)	(0:12.02)			
4	5 DAITANNA	3	68.7	0:09.25	1:04.30 [4]	0:55.05 [8]	0:44.48 [7]	0:33.92 [5]	0:23.11 [4]	0:11.95 [4]	2.57L	0:33.92	-2
	Damien Thornton		1000m	Overall	(0:09.25)	(0:10.57)	(0:10.56)	(0:10.81)	(0:11.16)	(0:11.95)			
5	2 SPARTUS	9	70.8	0:08.62	1:04.54 [5]	0:55.92 [2]	0:45.52 [1]	0:34.82 [1]	0:23.78 [1]	0:12.57 [1]	4L	0:34.82	+2
	Jag Guthmann-Chester		1000m	Overall	(0:08.62)	(0:10.40)	(0:10.70)	(0:11.04)	(0:11.21)	(0:12.57)			
6	7 DASHING HOPE	6	68.9	0:09.02	1:04.65 [6]	0:55.63 [5]	0:44.83 [5]	0:34.04 [7]	0:23.00 [7]	0:11.95 [7]	4.62L	0:34.04	+6
	Nikita Beriman		800m	Overall	(0:09.02)	(0:10.80)	(0:10.79)	(0:11.04)	(0:11.05)	(0:11.95)			
7	8 ONE DREAM AWAY	2	67.9	0:09.04	1:04.78 [7]	0:55.74 [6]	0:44.96 [6]	0:34.28 [6]	0:23.34 [5]	0:12.16 [6]	5.43L	0:34.28	-2
	Cejay Graham		800m	Overall	(0:09.04)	(0:10.78)	(0:10.68)	(0:10.94)	(0:11.18)	(0:12.16)			
8	6 MISSISSIPPI DREAM	5	67.8	0:09.16	1:04.83 [8]	0:55.67 [7]	0:44.83 [8]	0:33.92 [9]	0:22.91 [9]	0:11.77 [9]	5.67L	0:33.92	+2
	Mark Du Plessis		1000m	Overall	(0:09.16)	(0:10.84)	(0:10.91)	(0:11.01)	(0:11.14)	(0:11.77)			
9	11 MISSABEAT	8	69.3	0:08.87	1:05.27 [9]	0:56.40 [4]	0:45.73 [4]	0:34.93 [4]	0:23.81 [6]	0:12.44 [8]	8.26L	0:34.93	+6
	Samantha Collett		800m	Overall	(0:08.87)	(0:10.67)	(0:10.80)	(0:11.12)	(0:11.37)	(0:12.44)			

Scratched: Oohlalouvre (#9), Point Two (#10)



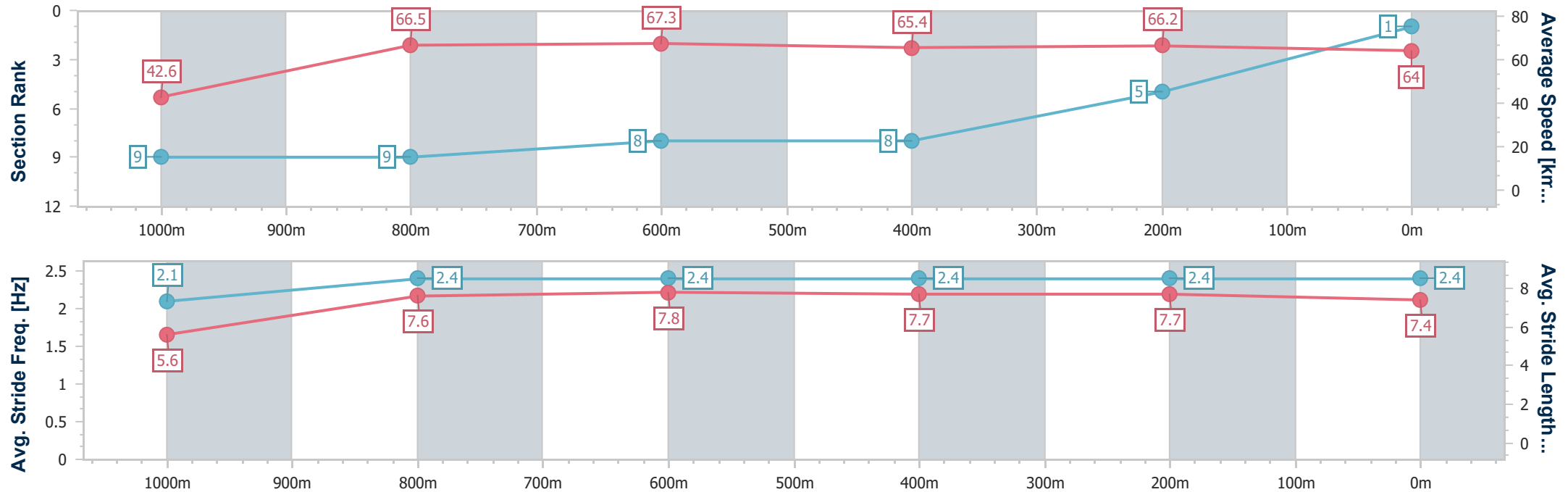
Horse/Jockey Name	Mehretu
Final Rank	1
Fastest Section Time (Section)	0:09.30 (Overall)
Top Speed [km/h] (Section)	67.7 (800m)
Race State	Finished



Doomben QLD Professional
Race 1: RACECOURSE VILLAGE Maiden Handicap - 1110m
26 February 2025 - 13:41
Track Rating: Good 4, Weather: Fine, Rail Position: +9m Entire



Section	Overall	1000m	800m	600m	400m	200m								
Section Times	1:03.86 [1] (0:09.30)	0:54.56 [9] (0:10.82)	0:43.74 [9] (0:10.65)	0:33.09 [8] (0:10.95)	0:22.14 [8] (0:10.84)	0:11.30 [5] (0:11.30)								
Average Speed [km/h]	42.6	66.5	67.3	65.4	66.2	64.0								
Top Speed [km/h]	64.5	67.1	67.7	66.9	67.5	66.0								
Avg. Dist. to Rail [m]	3.4	0.9	0.7	1.1	0.9	2.7								
Avg. Stride Freq. [Hz]	2.1	2.4	2.4	2.4	2.4	2.4								
Avg. Stride Length [m]	5.6	7.6	7.8	7.7	7.7	7.4								



[] Ranking at each section and finish
-.-.- No data available at this section
NA No data available



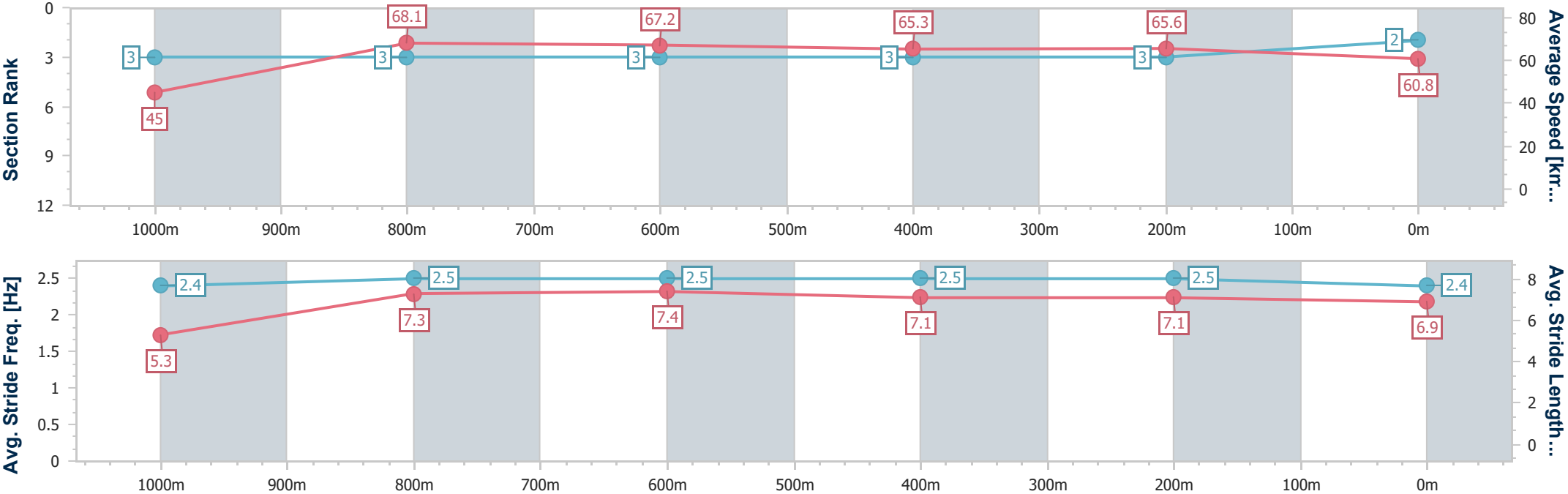
Horse/Jockey Name	More For Ready
Final Rank	2
Fastest Section Time (Section)	0:08.79 (Overall)
Top Speed [km/h] (Section)	69.2 (1000m)
Race State	Finished



Doomben QLD Professional
Race 1: RACECOURSE VILLAGE Maiden Handicap - 1110m
26 February 2025 - 13:41
Track Rating: Good 4, Weather: Fine, Rail Position: +9m Entire



Section	Overall	1000m	800m	600m	400m	200m							
Section Times	1:04.00 [2] (0:08.79)	0:55.21 [3] (0:10.59)	0:44.62 [3] (0:10.73)	0:33.89 [3] (0:11.02)	0:22.87 [3] (0:11.03)	0:11.84 [3] (0:11.84)							
Average Speed [km/h]	45.0	68.1	67.2	65.3	65.6	60.8							
Top Speed [km/h]	65.7	69.2	68.8	66.9	66.5	63.8							
Avg. Dist. to Rail [m]	6.8	1.7	0.5	0.8	2.9	2.9							
Avg. Stride Freq. [Hz]	2.4	2.5	2.5	2.5	2.5	2.4							
Avg. Stride Length [m]	5.3	7.3	7.4	7.1	7.1	6.9							



[] Ranking at each section and finish
-.-.- No data available at this section
NA No data available



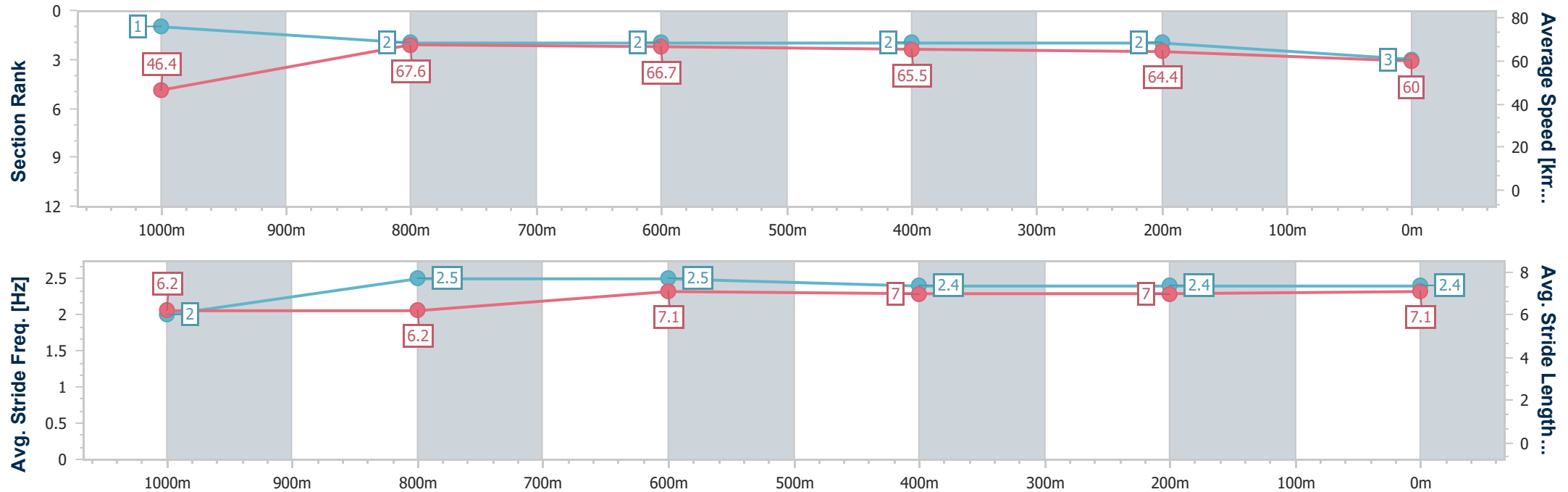
Horse/Jockey Name	Hell March
Final Rank	3
Fastest Section Time (Section)	0:08.55 (Overall)
Top Speed [km/h] (Section)	69.1 (1000m)
Race State	Finished



Doomben QLD Professional
Race 1: RACECOURSE VILLAGE Maiden Handicap - 1110m
26 February 2025 - 13:41
Track Rating: Good 4, Weather: Fine, Rail Position: +9m Entire



Section	Overall	1000m	800m	600m	400m	200m							
Section Times	1:04.08 [3] (0:08.55)	0:55.53 [1] (0:10.66)	0:44.87 [2] (0:10.75)	0:34.12 [2] (0:10.98)	0:23.14 [2] (0:11.12)	0:12.02 [2] (0:12.02)							
Average Speed [km/h]	46.4	67.6	66.7	65.5	64.4	60.0							
Top Speed [km/h]	67.9	69.1	67.3	66.4	65.2	63.5							
Avg. Dist. to Rail [m]	0.7	0.5	0.4	0.9	0.5	0.2							
Avg. Stride Freq. [Hz]	2.0	2.5	2.5	2.4	2.4	2.4							
Avg. Stride Length [m]	6.2	6.2	7.1	7.0	7.0	7.1							



[] Ranking at each section and finish
-.-.- No data available at this section
NA No data available



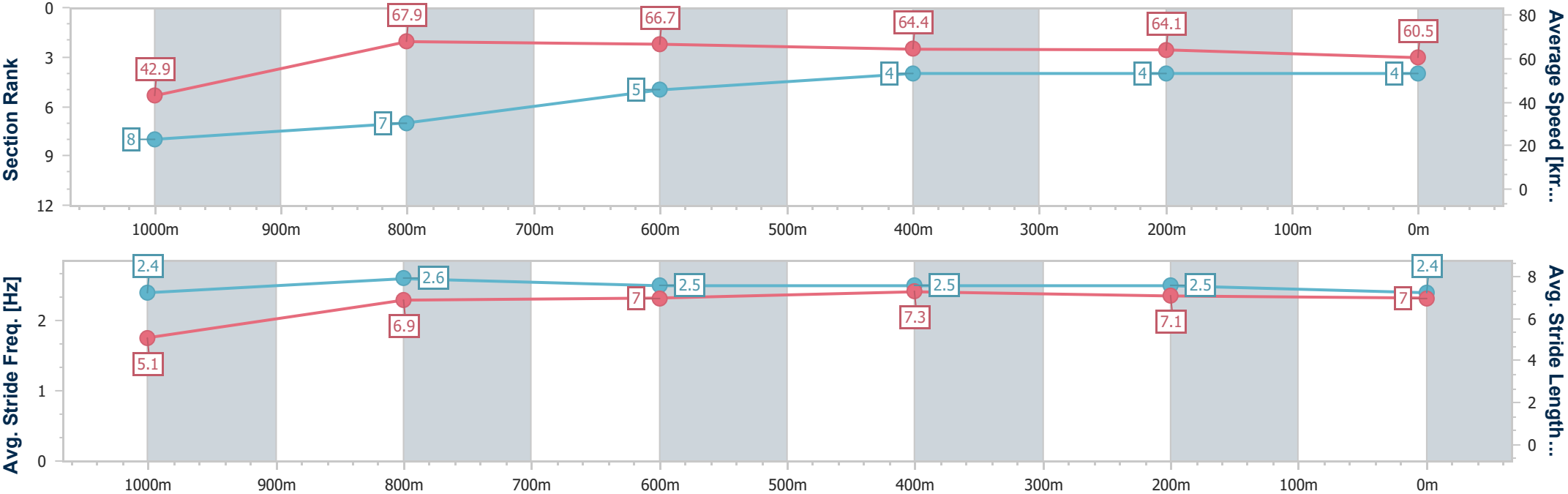
Horse/Jockey Name	Daitanna
Final Rank	4
Fastest Section Time (Section)	0:09.25 (Overall)
Top Speed [km/h] (Section)	68.7 (1000m)
Race State	Finished



Doomben QLD Professional
Race 1: RACECOURSE VILLAGE Maiden Handicap - 1110m
26 February 2025 - 13:41
Track Rating: Good 4, Weather: Fine, Rail Position: +9m Entire



Section	Overall	1000m	800m	600m	400m	200m							
Section Times	1:04.30 [4] (0:09.25)	0:55.05 [8] (0:10.57)	0:44.48 [7] (0:10.56)	0:33.92 [5] (0:10.81)	0:23.11 [4] (0:11.16)	0:11.95 [4] (0:11.95)							
Average Speed [km/h]	42.9	67.9	66.7	64.4	64.1	60.5							
Top Speed [km/h]	65.7	68.7	67.7	66.7	65.0	63.2							
Avg. Dist. to Rail [m]	2.9	1.6	4.5	5.3	1.2	1.7							
Avg. Stride Freq. [Hz]	2.4	2.6	2.5	2.5	2.5	2.4							
Avg. Stride Length [m]	5.1	6.9	7.0	7.3	7.1	7.0							



[] Ranking at each section and finish
-.-.- No data available at this section
NA No data available



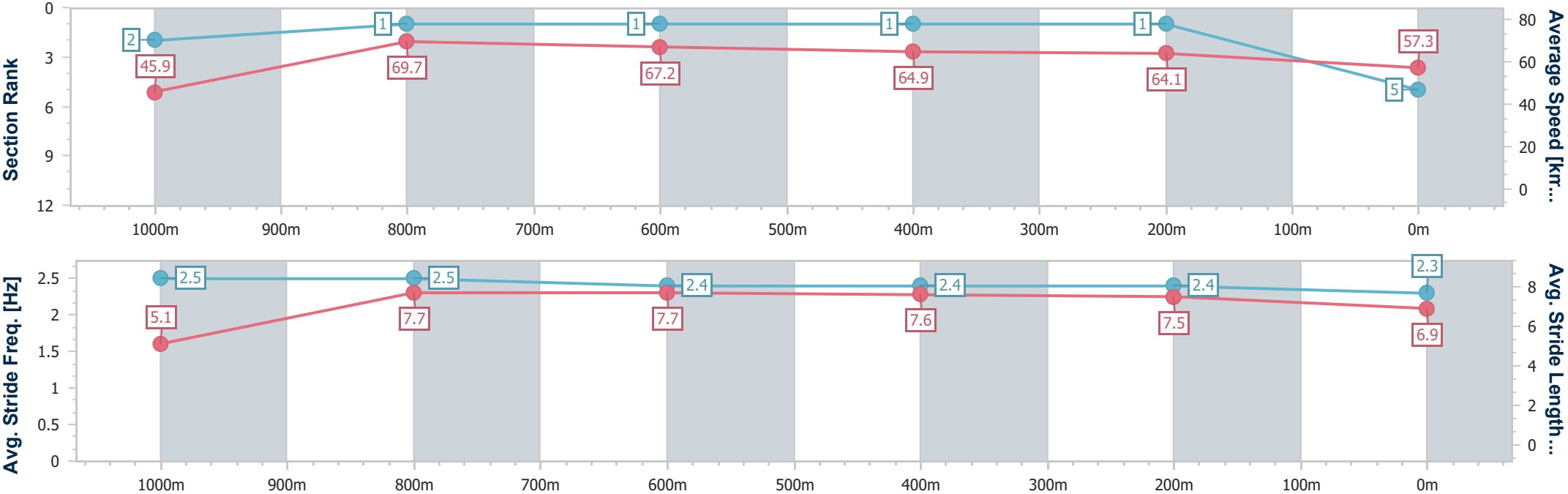
Horse/Jockey Name	Spartus
Final Rank	5
Fastest Section Time (Section)	0:08.62 (Overall)
Top Speed [km/h] (Section)	70.8 (1000m)
Race State	Finished



Doomben QLD Professional
Race 1: RACECOURSE VILLAGE Maiden Handicap - 1110m
26 February 2025 - 13:41
Track Rating: Good 4, Weather: Fine, Rail Position: +9m Entire



Section	Overall	1000m	800m	600m	400m	200m							
Section Times	1:04.54 [5] (0:08.62)	0:55.92 [2] (0:10.40)	0:45.52 [1] (0:10.70)	0:34.82 [1] (0:11.04)	0:23.78 [1] (0:11.21)	0:12.57 [1] (0:12.57)							
Average Speed [km/h]	45.9	69.7	67.2	64.9	64.1	57.3							
Top Speed [km/h]	69.0	70.8	68.8	66.0	65.4	61.5							
Avg. Dist. to Rail [m]	7.9	1.9	0.2	0.7	0.9	0.4							
Avg. Stride Freq. [Hz]	2.5	2.5	2.4	2.4	2.4	2.3							
Avg. Stride Length [m]	5.1	7.7	7.7	7.6	7.5	6.9							



[] Ranking at each section and finish
-.-.- No data available at this section
NA No data available



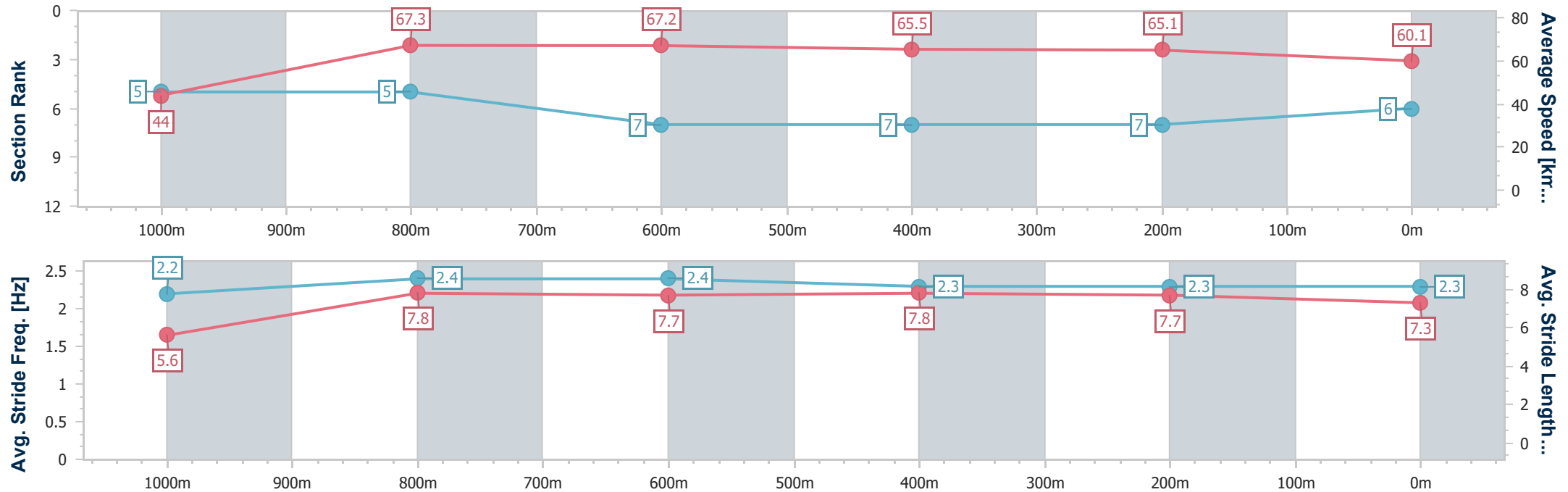
Horse/Jockey Name	Dashing Hope
Final Rank	6
Fastest Section Time (Section)	0:09.02 (Overall)
Top Speed [km/h] (Section)	68.9 (800m)
Race State	Finished



Doomben QLD Professional
Race 1: RACECOURSE VILLAGE Maiden Handicap - 1110m
26 February 2025 - 13:41
Track Rating: Good 4, Weather: Fine, Rail Position: +9m Entire



Section	Overall	1000m	800m	600m	400m	200m							
Section Times	1:04.65 [6] (0:09.02)	0:55.63 [5] (0:10.80)	0:44.83 [5] (0:10.79)	0:34.04 [7] (0:11.04)	0:23.00 [7] (0:11.05)	0:11.95 [7] (0:11.95)							
Average Speed [km/h]	44.0	67.3	67.2	65.5	65.1	60.1							
Top Speed [km/h]	62.2	68.2	68.9	66.4	66.1	63.9							
Avg. Dist. to Rail [m]	5.5	2.9	1.7	0.5	1.3	2.9							
Avg. Stride Freq. [Hz]	2.2	2.4	2.4	2.3	2.3	2.3							
Avg. Stride Length [m]	5.6	7.8	7.7	7.8	7.7	7.3							





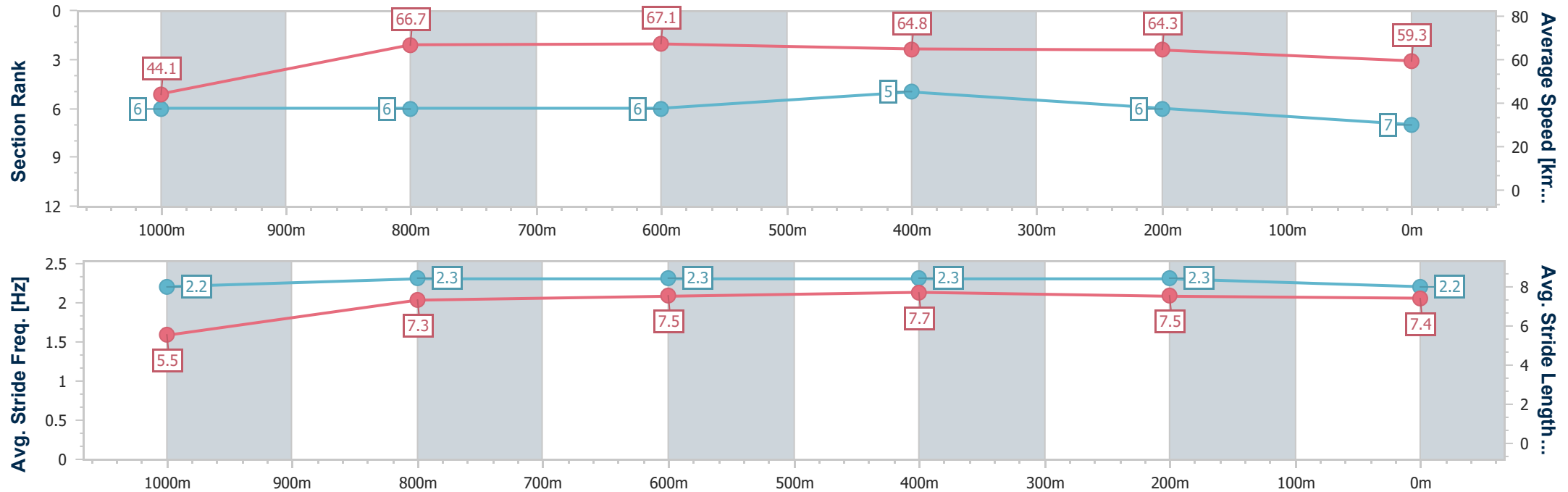
Horse/Jockey Name	One Dream Away
Final Rank	7
Fastest Section Time (Section)	0:09.04 (Overall)
Top Speed [km/h] (Section)	67.9 (800m)
Race State	Finished



Doomben QLD Professional
Race 1: RACECOURSE VILLAGE Maiden Handicap - 1110m
26 February 2025 - 13:41
Track Rating: Good 4, Weather: Fine, Rail Position: +9m Entire



Section	Overall	1000m	800m	600m	400m	200m								
Section Times	1:04.78 [7] (0:09.04)	0:55.74 [6] (0:10.78)	0:44.96 [6] (0:10.68)	0:34.28 [6] (0:10.94)	0:23.34 [5] (0:11.18)	0:12.16 [6] (0:12.16)								
Average Speed [km/h]	44.1	66.7	67.1	64.8	64.3	59.3								
Top Speed [km/h]	64.5	67.8	67.9	66.7	65.0	62.4								
Avg. Dist. to Rail [m]	2.1	0.7	1.4	2.1	1.0	0.7								
Avg. Stride Freq. [Hz]	2.2	2.3	2.3	2.3	2.3	2.2								
Avg. Stride Length [m]	5.5	7.3	7.5	7.7	7.5	7.4								



[] Ranking at each section and finish
- - - - No data available at this section
NA No data available



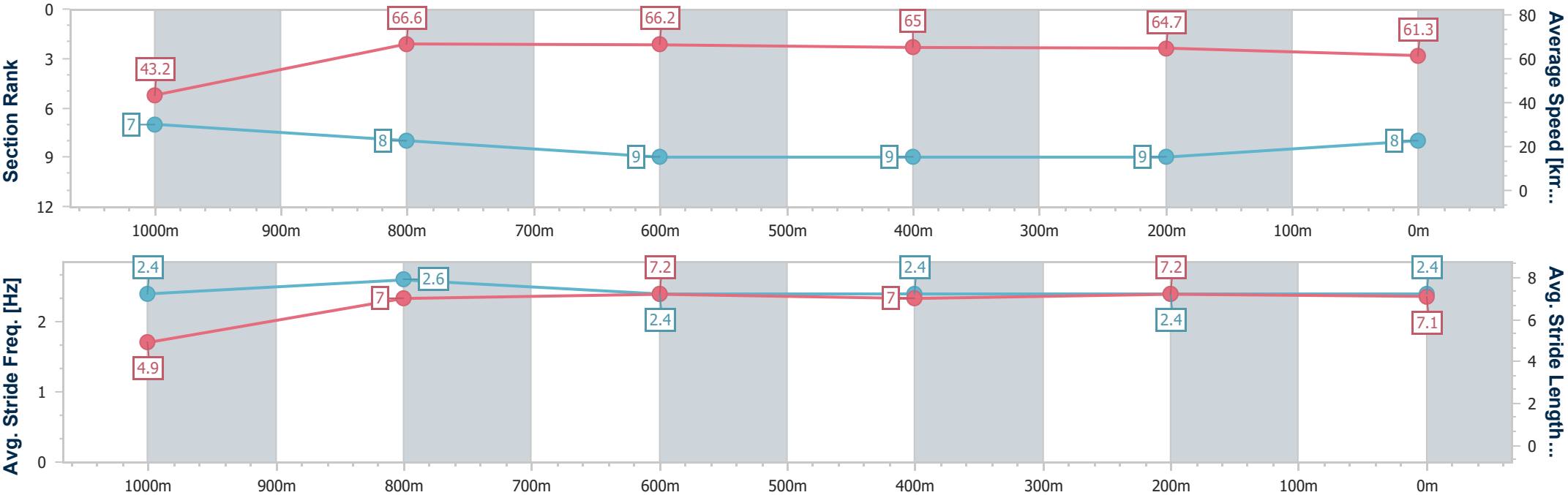
Horse/Jockey Name	Mississippi Dream
Final Rank	8
Fastest Section Time (Section)	0:09.16 (Overall)
Top Speed [km/h] (Section)	67.8 (1000m)
Race State	Finished



Doomben QLD Professional
Race 1: RACECOURSE VILLAGE Maiden Handicap - 1110m
26 February 2025 - 13:41
Track Rating: Good 4, Weather: Fine, Rail Position: +9m Entire



Section	Overall	1000m	800m	600m	400m	200m								
Section Times	1:04.83 [8] (0:09.16)	0:55.67 [7] (0:10.84)	0:44.83 [8] (0:10.91)	0:33.92 [9] (0:11.01)	0:22.91 [9] (0:11.14)	0:11.77 [9] (0:11.77)								
Average Speed [km/h]	43.2	66.6	66.2	65.0	64.7	61.3								
Top Speed [km/h]	62.4	67.8	66.9	66.9	65.1	63.7								
Avg. Dist. to Rail [m]	3.9	1.4	0.2	0.6	0.6	1.4								
Avg. Stride Freq. [Hz]	2.4	2.6	2.4	2.4	2.4	2.4								
Avg. Stride Length [m]	4.9	7.0	7.2	7.0	7.2	7.1								



[] Ranking at each section and finish
- - - - - No data available at this section
NA No data available



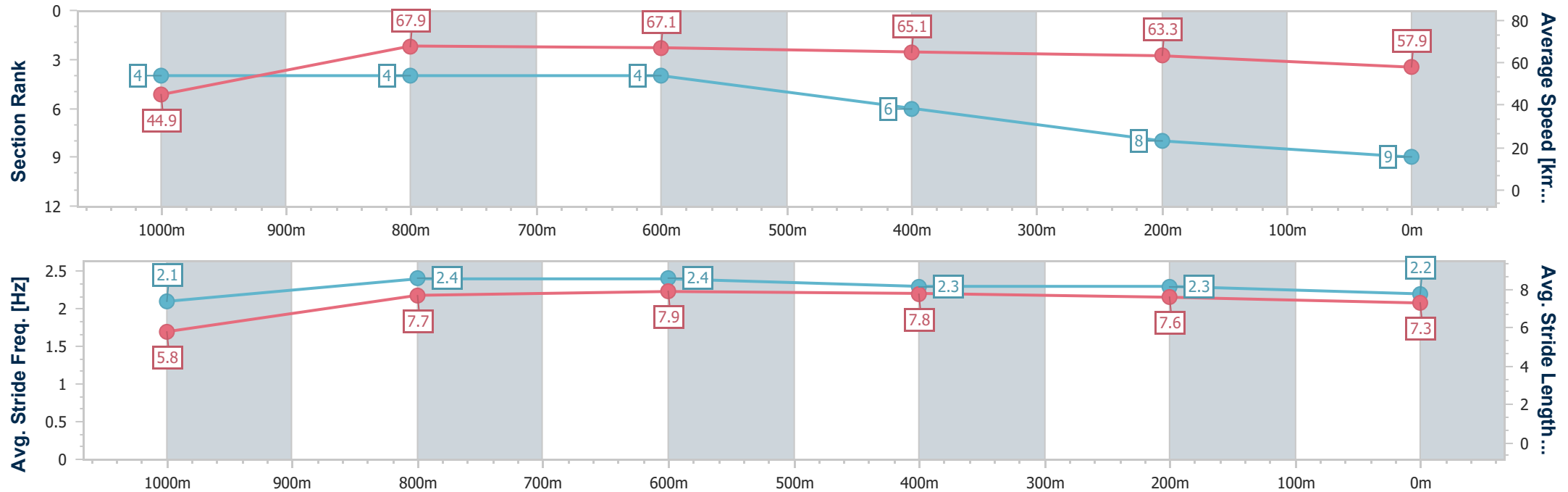
Horse/Jockey Name	Missabeat
Final Rank	9
Fastest Section Time (Section)	0:08.87 (Overall)
Top Speed [km/h] (Section)	69.3 (800m)
Race State	Finished



Doomben QLD Professional
Race 1: RACECOURSE VILLAGE Maiden Handicap - 1110m
26 February 2025 - 13:41
Track Rating: Good 4, Weather: Fine, Rail Position: +9m Entire



Section	Overall	1000m	800m	600m	400m	200m							
Section Times	1:05.27 [9] (0:08.87)	0:56.40 [4] (0:10.67)	0:45.73 [4] (0:10.80)	0:34.93 [4] (0:11.12)	0:23.81 [6] (0:11.37)	0:12.44 [8] (0:12.44)							
Average Speed [km/h]	44.9	67.9	67.1	65.1	63.3	57.9							
Top Speed [km/h]	66.0	69.3	69.3	66.7	64.3	61.1							
Avg. Dist. to Rail [m]	7.2	3.2	1.2	0.6	2.1	4.8							
Avg. Stride Freq. [Hz]	2.1	2.4	2.4	2.3	2.3	2.2							
Avg. Stride Length [m]	5.8	7.7	7.9	7.8	7.6	7.3							





Doomben QLD Professional
Race 2: SOUTHS SPORTS CLUB QTIS Three-Year-Old BENCHMARK 65
Handicap - 1650m
26 February 2025 - 14:16



Track Rating: Good 4, Weather: Fine, Rail Position: +9m Entire

Section			Overall			1400m		1200m		1000m		800m		600m		400m		Last 600m	
Field Times			1:38.73 (0:16.45)			1:22.28 (0:10.82)		1:11.46 (0:11.29)		1:00.17 (0:12.13)		0:48.04 (0:12.66)		0:35.38 (0:12.06)		0:23.32 (0:11.36)		0:35.38	
Rank	TAB	Horse/Jockey	Barrier	Top Speed [km/h]	Fastest Section	Distance Travelled [m]													
1	2	PRINCE LEVI	4	66.1	0:11.07	1:38.73 [1]	1:21.46 [7]	1:10.18 [7]	0:58.88 [7]	0:46.75 [8]	0:34.41 [8]	0:22.49 [7]	0:34.41						
		Taylor Marshall		400m	400m	(0:17.27)	(0:11.28)	(0:11.30)	(0:12.13)	(0:12.34)	(0:11.92)	(0:11.07)							
2	3	ROCK THE SUNRISE	8	67.7	0:10.63	1:38.82 [2]	1:21.68 [6]	1:11.05 [2]	0:59.84 [2]	0:47.56 [2]	0:35.16 [2]	0:23.37 [2]	0:35.16	-4					
		Vlad Duric		1400m	1400m	(0:17.14)	(0:10.63)	(0:11.21)	(0:12.28)	(0:12.40)	(0:11.79)	(0:11.32)							
3	1	VICTORY FLAME	7	67.1	0:11.09	1:38.98 [3]	1:22.07 [3]	1:10.98 [4]	0:59.68 [4]	0:47.51 [3]	0:35.20 [3]	0:23.23 [3]	0:35.20	-6					
		Jag Guthmann-Chester		Overall	1400m	(0:16.91)	(0:11.09)	(0:11.30)	(0:12.17)	(0:12.31)	(0:11.97)	(0:11.33)							
4	4	SAN JOSE BOY	5	67.8	0:11.26	1:39.30 [4]	1:22.31 [4]	1:11.01 [6]	0:59.72 [5]	0:47.49 [6]	0:35.14 [6]	0:23.29 [4]	0:35.14	+0					
		Luke Dempsey		400m	400m	(0:16.99)	(0:11.30)	(0:11.29)	(0:12.23)	(0:12.35)	(0:11.85)	(0:11.26)							
5	6	THE DARK SIDE	6	66.0	0:11.16	1:39.63 [5]	1:21.98 [9]	1:10.82 [10]	0:59.48 [10]	0:47.53 [9]	0:35.23 [9]	0:23.31 [9]	0:35.23	-2					
		Mark Du Plessis		Overall	1400m	(0:17.65)	(0:11.16)	(0:11.34)	(0:11.95)	(0:12.30)	(0:11.92)	(0:11.46)							
6	5	ARATIRI	10	69.0	0:10.82	1:39.66 [6]	1:23.21 [1]	1:12.39 [1]	1:01.10 [1]	0:48.97 [1]	0:36.31 [1]	0:24.25 [1]	0:36.31	+9					
		Georgina Cartwright		Overall	1400m	(0:16.45)	(0:10.82)	(0:11.29)	(0:12.13)	(0:12.66)	(0:12.06)	(0:11.69)							
7	10	MAD ANA	1	65.6	0:11.36	1:39.68 [7]	1:22.77 [2]	1:11.41 [5]	1:00.05 [6]	0:47.89 [5]	0:35.59 [5]	0:23.62 [6]	0:35.59	-4					
		Ron Stewart		Overall	1400m	(0:16.91)	(0:11.36)	(0:11.36)	(0:12.16)	(0:12.30)	(0:11.97)	(0:11.43)							
8	9	BLACK ASSASSIN	9	66.2	0:10.99	1:40.71 [8]	1:23.02 [10]	1:12.03 [9]	1:00.63 [9]	0:48.81 [7]	0:36.47 [7]	0:24.47 [8]	0:36.47	+2					
		Micheal Hellyer		Overall	1400m	(0:17.69)	(0:10.99)	(0:11.40)	(0:11.82)	(0:12.34)	(0:12.00)	(0:11.75)							
9	8	ROTHECATE	3	67.7	0:11.16	1:41.24 [9]	1:23.72 [8]	1:12.56 [8]	1:01.28 [8]	0:49.11 [10]	0:36.79 [10]	0:24.79 [10]	0:36.79	-7					
		Bailey Wheeler		Overall	1400m	(0:17.52)	(0:11.16)	(0:11.28)	(0:12.17)	(0:12.32)	(0:12.00)	(0:11.73)							
10	7	PERFECT DAWN	2	67.2	0:10.82	1:41.79 [10]	1:24.67 [5]	1:13.85 [3]	1:02.61 [3]	0:50.32 [4]	0:37.95 [4]	0:25.77 [5]	0:37.95	-2					
		Martin Harley		1400m	1400m	(0:17.12)	(0:10.82)	(0:11.24)	(0:12.29)	(0:12.37)	(0:12.18)	(0:12.24)							



Doomben QLD Professional
Race 2: SOUTHS SPORTS CLUB QTIS Three-Year-Old BENCHMARK 65
Handicap - 1650m
26 February 2025 - 14:16



Track Rating: Good 4, Weather: Fine, Rail Position: +9m Entire

Section Field Times				200m 0:11.96 (0:11.96)		Last 600m 0:35.38			
Rank	TAB	Horse/Jockey	Barrier	Top Speed [km/h]	Fastest Section	Margin			Distance Travelled [m]
1	2	PRINCE LEVI	4	66.1	0:11.07	0:11.42 [5]	1:38.73		0:34.41
		Taylor Marshall		400m	400m	(0:11.42)			
2	3	ROCK THE SUNRISE	8	67.7	0:10.63	0:12.05 [1]	0.52L		0:35.16
		Vlad Duric		1400m	1400m	(0:12.05)			-4
3	1	VICTORY FLAME	7	67.1	0:11.09	0:11.90 [2]	1.46L		0:35.20
		Jag Guthmann-Chester		Overall	1400m	(0:11.90)			-6
4	4	SAN JOSE BOY	5	67.8	0:11.26	0:12.03 [4]	3.33L		0:35.14
		Luke Dempsey		400m	400m	(0:12.03)			+0
5	6	THE DARK SIDE	6	66.0	0:11.16	0:11.85 [7]	5.31L		0:35.23
		Mark Du Plessis		Overall	1400m	(0:11.85)			-2
6	5	ARATIRI	10	69.0	0:10.82	0:12.56 [3]	5.46L		0:36.31
		Georgina Cartwright		Overall	1400m	(0:12.56)			+9
7	10	MAD ANA	1	65.6	0:11.36	0:12.19 [6]	5.55L		0:35.59
		Ron Stewart		Overall	1400m	(0:12.19)			-4
8	9	BLACK ASSASSIN	9	66.2	0:10.99	0:12.72 [8]	11.62L		0:36.47
		Micheal Hellyer		Overall	1400m	(0:12.72)			+2
9	8	ROTHECATE	3	67.7	0:11.16	0:13.06 [9]	14.76L		0:36.79
		Bailey Wheeler		Overall	1400m	(0:13.06)			-7
10	7	PERFECT DAWN	2	67.2	0:10.82	0:13.53 [10]	17.96L		0:37.95
		Martin Harley		1400m	1400m	(0:13.53)			-2



Horse/Jockey Name	Prince Levi
Final Rank	1
Fastest Section Time (Section)	0:11.07 (400m)
Top Speed [km/h] (Section)	66.1 (400m)
Race State	Finished



Doomben QLD Professional
Race 2: SOUTHS SPORTS CLUB QTIS Three-Year-Old
BENCHMARK 65 Handicap - 1650m

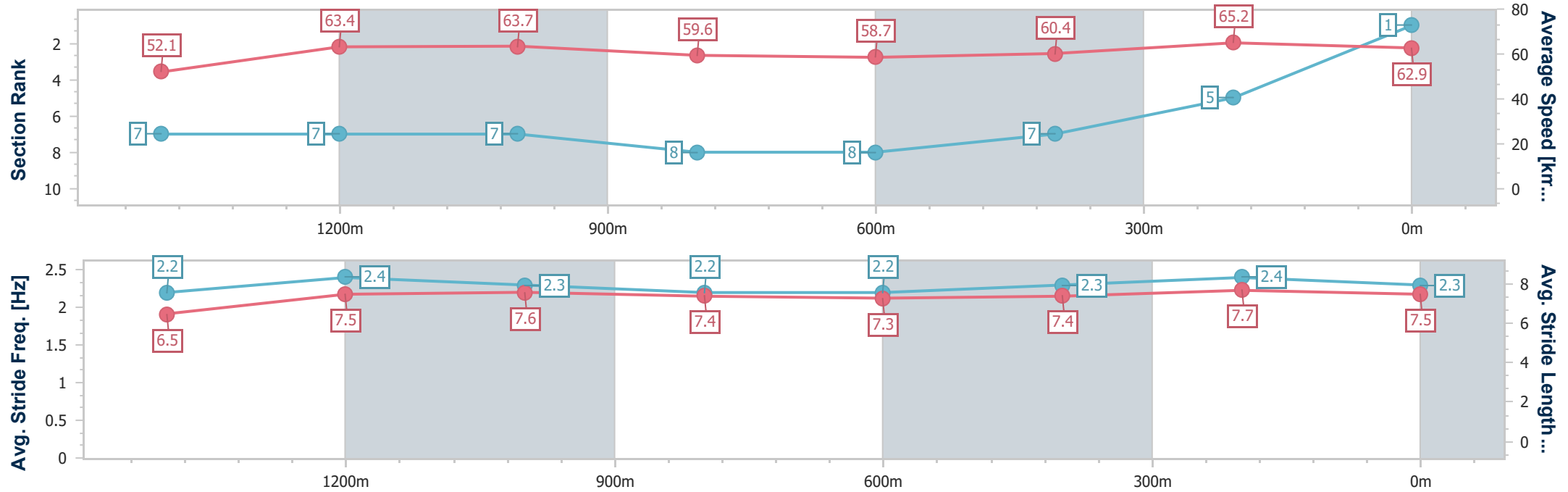
26 February 2025 - 14:16

Track Rating: Good 4, Weather: Fine, Rail Position: +9m Entire



BRISBANE
RACING CLUB

Section	Overall	1400m	1200m	1000m	800m	600m	400m	200m					
Section Times	1:38.73 [1] (0:17.27)	1:21.46 [7] (0:11.28)	1:10.18 [7] (0:11.30)	0:58.88 [7] (0:12.13)	0:46.75 [8] (0:12.34)	0:34.41 [8] (0:11.92)	0:22.49 [7] (0:11.07)	0:11.42 [5] (0:11.42)					
Average Speed [km/h]	52.1	63.4	63.7	59.6	58.7	60.4	65.2	62.9					
Top Speed [km/h]	63.4	64.7	64.4	63.6	60.9	62.6	66.1	65.0					
Avg. Dist. to Rail [m]	0.7	0.6	0.4	0.9	1.1	0.3	2.4	4.7					
Avg. Stride Freq. [Hz]	2.2	2.4	2.3	2.2	2.2	2.3	2.4	2.3					
Avg. Stride Length [m]	6.5	7.5	7.6	7.4	7.3	7.4	7.7	7.5					



- [] Ranking at each section and finish
- .-.- No data available at this section
- NA No data available



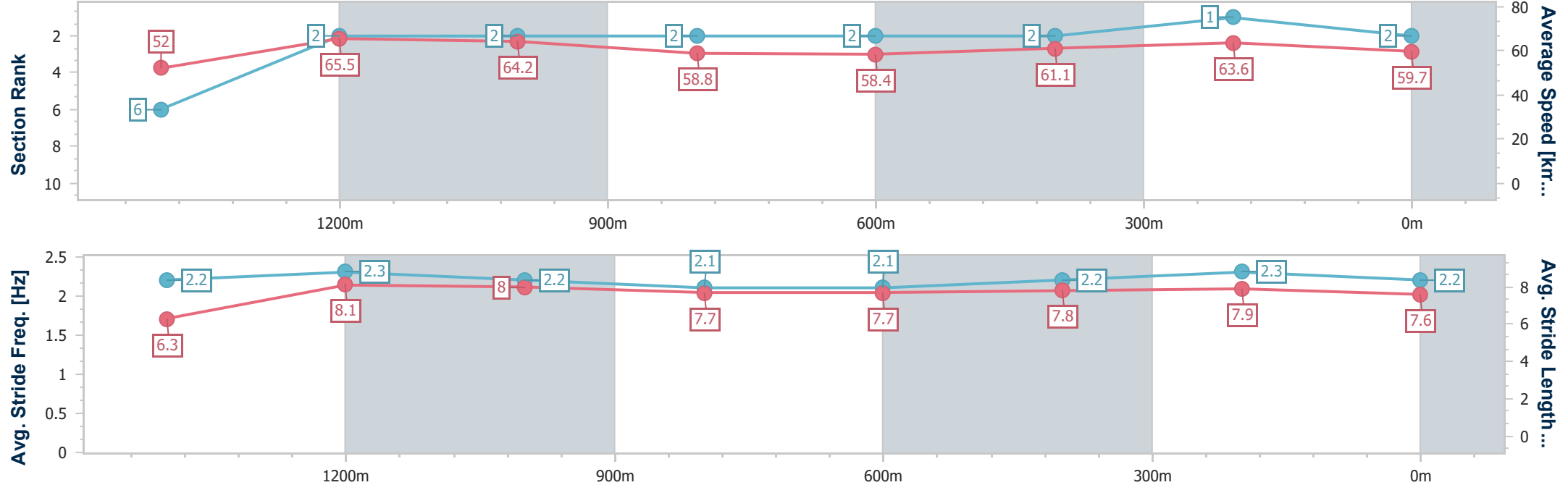
Horse/Jockey Name	Rock The Sunrise
Final Rank	2
Fastest Section Time (Section)	0:10.63 (1400m)
Top Speed [km/h] (Section)	67.7 (1400m)
Race State	Finished



Doomben QLD Professional
Race 2: SOUTHS SPORTS CLUB QTIS Three-Year-Old
BENCHMARK 65 Handicap - 1650m
26 February 2025 - 14:16
Track Rating: Good 4, Weather: Fine, Rail Position: +9m Entire



Section	Overall	1400m	1200m	1000m	800m	600m	400m	200m					
Section Times	1:38.82 [2] (0:17.14)	1:21.68 [6] (0:10.63)	1:11.05 [2] (0:11.21)	0:59.84 [2] (0:12.28)	0:47.56 [2] (0:12.40)	0:35.16 [2] (0:11.79)	0:23.37 [2] (0:11.32)	0:12.05 [1] (0:12.05)					
Average Speed [km/h]	52.0	65.5	64.2	58.8	58.4	61.1	63.6	59.7					
Top Speed [km/h]	67.0	67.7	65.3	61.2	59.7	62.0	65.1	62.0					
Avg. Dist. to Rail [m]	4.4	5.7	3.2	0.3	1.5	0.5	0.8	2.3					
Avg. Stride Freq. [Hz]	2.2	2.3	2.2	2.1	2.1	2.2	2.3	2.2					
Avg. Stride Length [m]	6.3	8.1	8.0	7.7	7.7	7.8	7.9	7.6					



[] Ranking at each section and finish
- - - - - No data available at this section
NA No data available



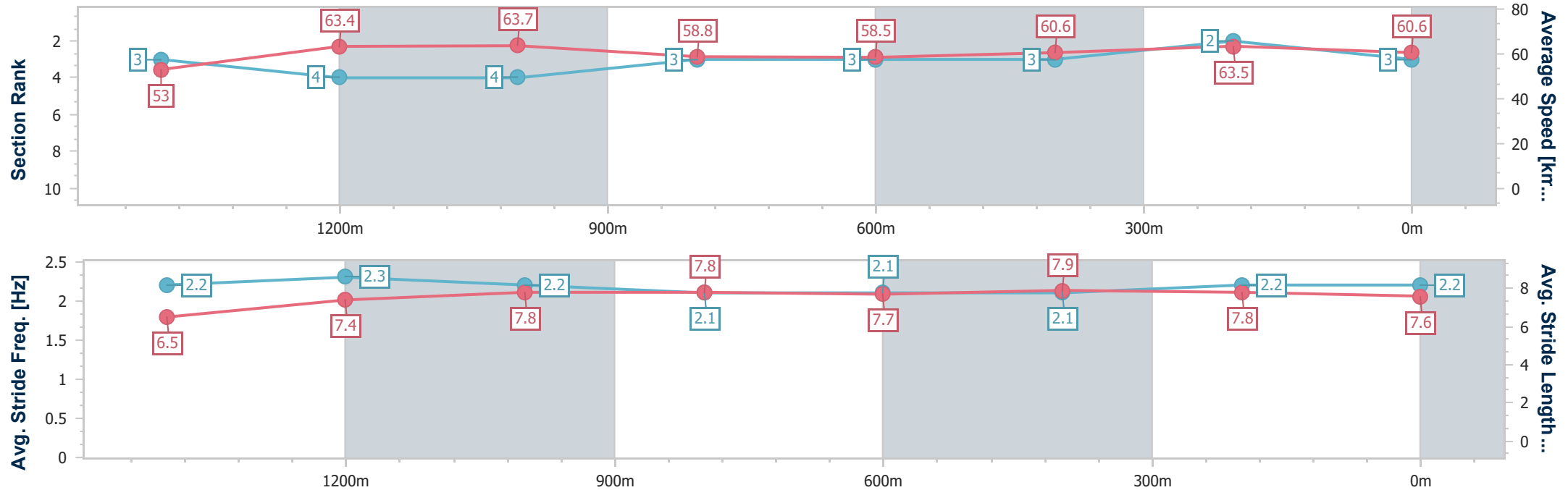
Horse/Jockey Name	Victory Flame
Final Rank	3
Fastest Section Time (Section)	0:11.09 (1400m)
Top Speed [km/h] (Section)	67.1 (Overall)
Race State	Finished



Doomben QLD Professional
Race 2: SOUTHS SPORTS CLUB QTIS Three-Year-Old
BENCHMARK 65 Handicap - 1650m
26 February 2025 - 14:16
Track Rating: Good 4, Weather: Fine, Rail Position: +9m Entire



Section	Overall	1400m	1200m	1000m	800m	600m	400m	200m					
Section Times	1:38.98 [3] (0:16.91)	1:22.07 [3] (0:11.09)	1:10.98 [4] (0:11.30)	0:59.68 [4] (0:12.17)	0:47.51 [3] (0:12.31)	0:35.20 [3] (0:11.97)	0:23.23 [3] (0:11.33)	0:11.90 [2] (0:11.90)					
Average Speed [km/h]	53.0	63.4	63.7	58.8	58.5	60.6	63.5	60.6					
Top Speed [km/h]	67.1	65.1	64.6	62.9	60.2	62.5	64.5	63.3					
Avg. Dist. to Rail [m]	2.2	4.1	3.3	1.9	0.8	0.8	1.7	3.8					
Avg. Stride Freq. [Hz]	2.2	2.3	2.2	2.1	2.1	2.1	2.2	2.2					
Avg. Stride Length [m]	6.5	7.4	7.8	7.8	7.7	7.9	7.8	7.6					



[] Ranking at each section and finish
- - - - No data available at this section
NA No data available



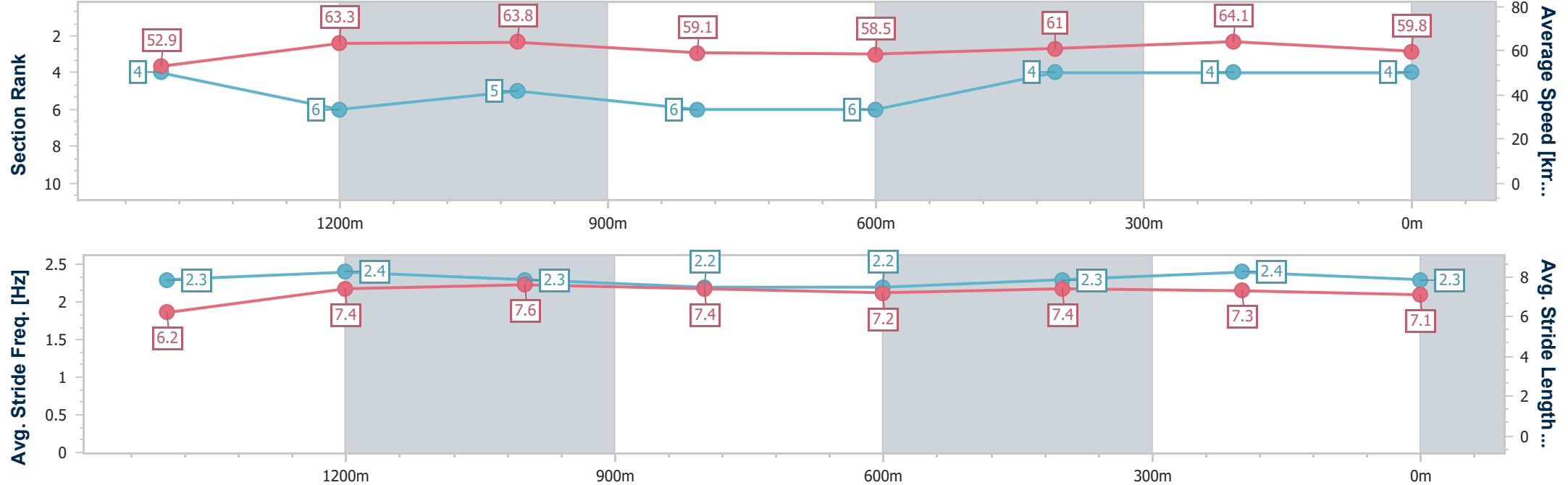
Horse/Jockey Name	San Jose Boy
Final Rank	4
Fastest Section Time (Section)	0:11.26 (400m)
Top Speed [km/h] (Section)	67.8 (400m)
Race State	Finished



Doomben QLD Professional
Race 2: SOUTHS SPORTS CLUB QTIS Three-Year-Old
BENCHMARK 65 Handicap - 1650m
26 February 2025 - 14:16
Track Rating: Good 4, Weather: Fine, Rail Position: +9m Entire



Section	Overall	1400m	1200m	1000m	800m	600m	400m	200m					
Section Times	1:39.30 [4] (0:16.99)	1:22.31 [4] (0:11.30)	1:11.01 [6] (0:11.29)	0:59.72 [5] (0:12.23)	0:47.49 [6] (0:12.35)	0:35.14 [6] (0:11.85)	0:23.29 [4] (0:11.26)	0:12.03 [4] (0:12.03)					
Average Speed [km/h]	52.9	63.3	63.8	59.1	58.5	61.0	64.1	59.8					
Top Speed [km/h]	67.0	64.5	64.4	62.7	60.8	64.2	67.8	63.7					
Avg. Dist. to Rail [m]	1.0	1.2	0.6	1.0	0.9	0.8	1.6	4.3					
Avg. Stride Freq. [Hz]	2.3	2.4	2.3	2.2	2.2	2.3	2.4	2.3					
Avg. Stride Length [m]	6.2	7.4	7.6	7.4	7.2	7.4	7.3	7.1					



[] Ranking at each section and finish
-.-.- No data available at this section
NA No data available



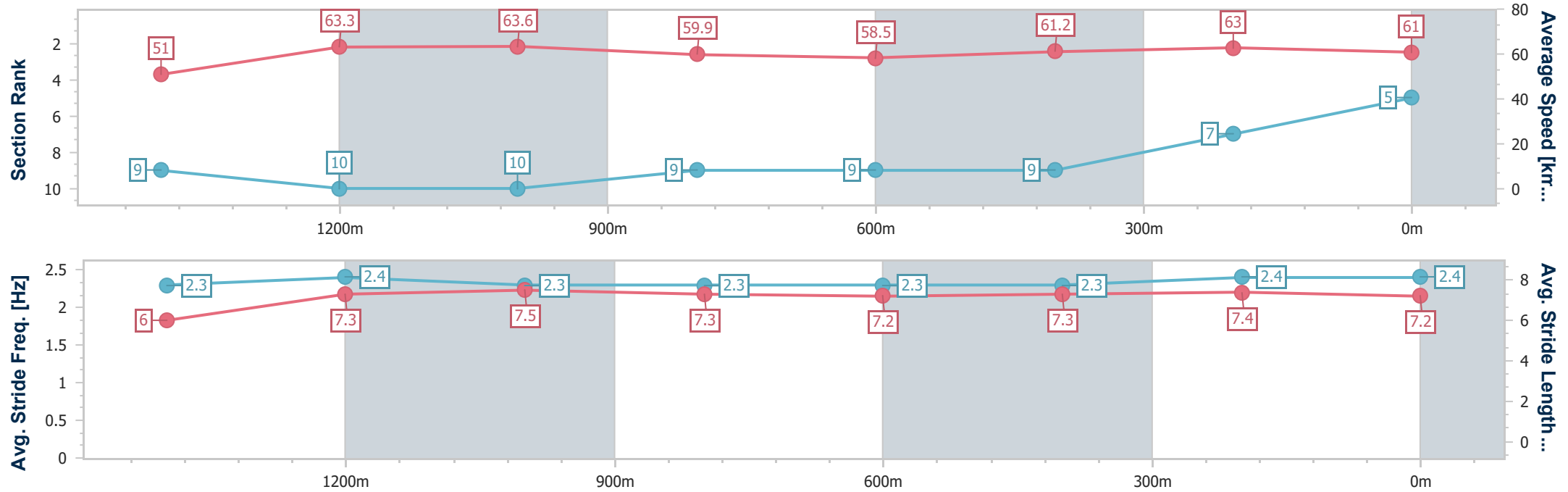
Horse/Jockey Name	The Dark Side
Final Rank	5
Fastest Section Time (Section)	0:11.16 (1400m)
Top Speed [km/h] (Section)	66.0 (Overall)
Race State	Finished



Doomben QLD Professional
Race 2: SOUTHS SPORTS CLUB QTIS Three-Year-Old
BENCHMARK 65 Handicap - 1650m
26 February 2025 - 14:16
Track Rating: Good 4, Weather: Fine, Rail Position: +9m Entire



Section	Overall	1400m	1200m	1000m	800m	600m	400m	200m					
Section Times	1:39.63 [5] (0:17.65)	1:21.98 [9] (0:11.16)	1:10.82 [10] (0:11.34)	0:59.48 [10] (0:11.95)	0:47.53 [9] (0:12.30)	0:35.23 [9] (0:11.92)	0:23.31 [9] (0:11.46)	0:11.85 [7] (0:11.85)					
Average Speed [km/h]	51.0	63.3	63.6	59.9	58.5	61.2	63.0	61.0					
Top Speed [km/h]	66.0	64.1	64.1	63.6	61.7	62.0	64.2	63.0					
Avg. Dist. to Rail [m]	1.5	2.8	2.9	2.2	0.9	2.3	2.6	2.7					
Avg. Stride Freq. [Hz]	2.3	2.4	2.3	2.3	2.3	2.3	2.4	2.4					
Avg. Stride Length [m]	6.0	7.3	7.5	7.3	7.2	7.3	7.4	7.2					





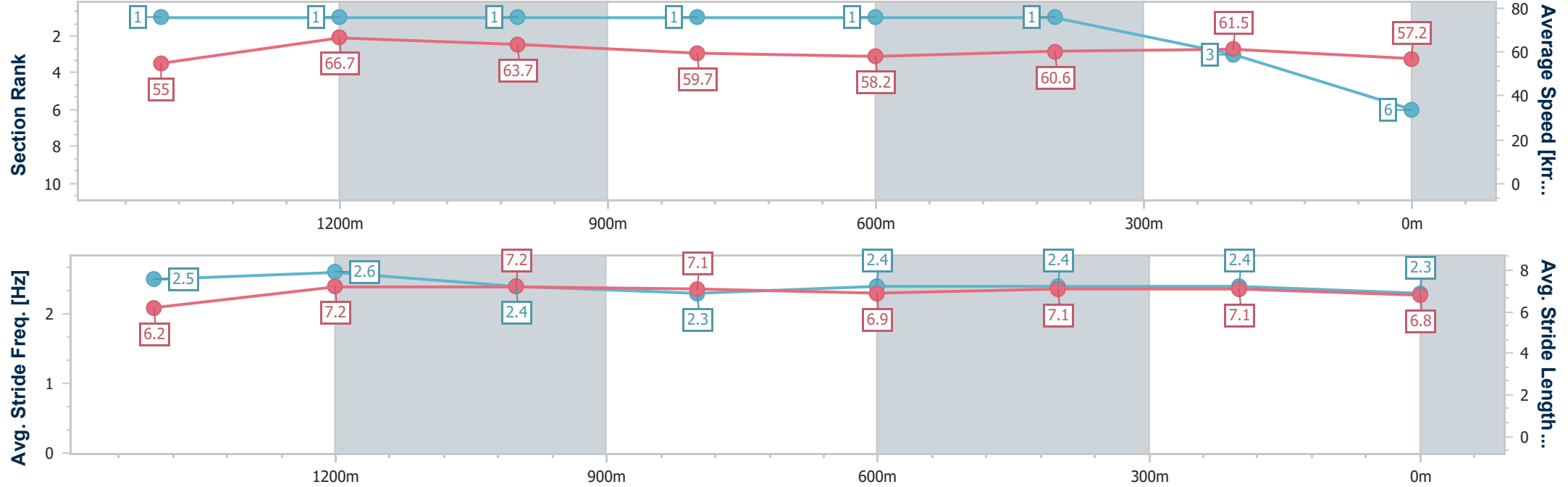
Horse/Jockey Name	Aratiri
Final Rank	6
Fastest Section Time (Section)	0:10.82 (1400m)
Top Speed [km/h] (Section)	69.0 (Overall)
Race State	Finished



Doomben QLD Professional
Race 2: SOUTHS SPORTS CLUB QTIS Three-Year-Old
BENCHMARK 65 Handicap - 1650m
26 February 2025 - 14:16
Track Rating: Good 4, Weather: Fine, Rail Position: +9m Entire



Section	Overall	1400m	1200m	1000m	800m	600m	400m	200m					
Section Times	1:39.66 [6] (0:16.45)	1:23.21 [1] (0:10.82)	1:12.39 [1] (0:11.29)	1:01.10 [1] (0:12.13)	0:48.97 [1] (0:12.66)	0:36.31 [1] (0:12.06)	0:24.25 [1] (0:11.69)	0:12.56 [3] (0:12.56)					
Average Speed [km/h]	55.0	66.7	63.7	59.7	58.2	60.6	61.5	57.2					
Top Speed [km/h]	69.0	68.9	65.1	61.6	60.1	61.4	62.9	60.3					
Avg. Dist. to Rail [m]	4.7	0.8	0.4	1.1	5.3	2.5	1.5	1.3					
Avg. Stride Freq. [Hz]	2.5	2.6	2.4	2.3	2.4	2.4	2.4	2.3					
Avg. Stride Length [m]	6.2	7.2	7.2	7.1	6.9	7.1	7.1	6.8					





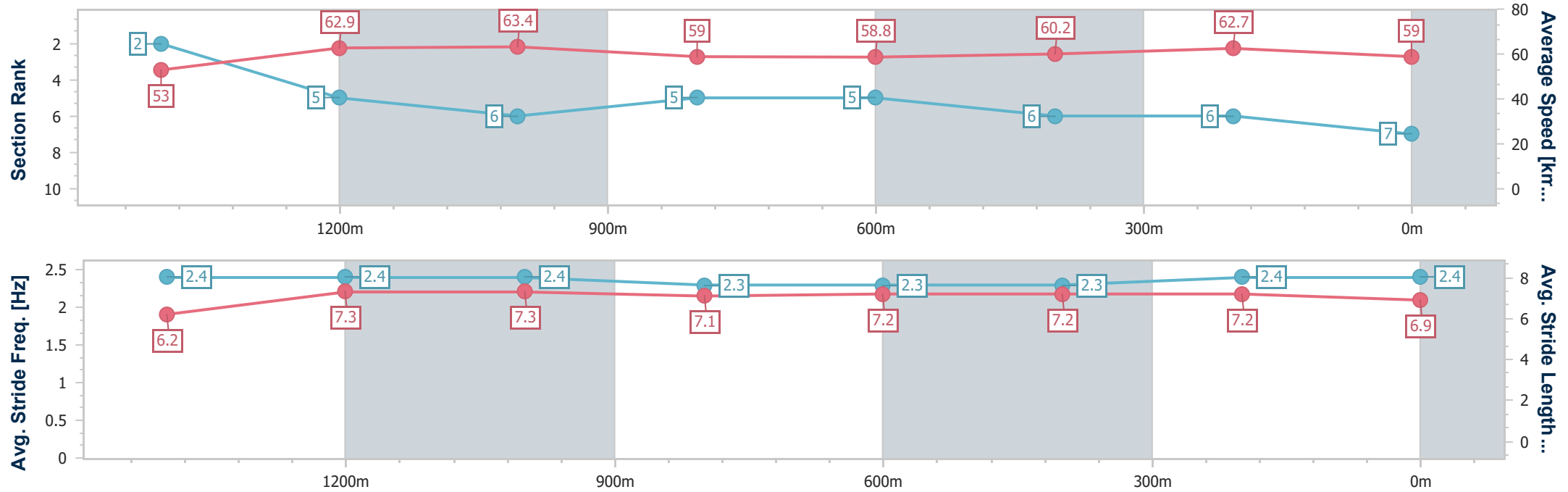
Horse/Jockey Name	Mad Ana
Final Rank	7
Fastest Section Time (Section)	0:11.36 (1400m)
Top Speed [km/h] (Section)	65.6 (Overall)
Race State	Finished



Doomben QLD Professional
Race 2: SOUTHS SPORTS CLUB QTIS Three-Year-Old
BENCHMARK 65 Handicap - 1650m
26 February 2025 - 14:16
Track Rating: Good 4, Weather: Fine, Rail Position: +9m Entire



Section	Overall	1400m	1200m	1000m	800m	600m	400m	200m					
Section Times	1:39.68 [7] (0:16.91)	1:22.77 [2] (0:11.36)	1:11.41 [5] (0:11.36)	1:00.05 [6] (0:12.16)	0:47.89 [5] (0:12.30)	0:35.59 [5] (0:11.97)	0:23.62 [6] (0:11.43)	0:12.19 [6] (0:12.19)					
Average Speed [km/h]	53.0	62.9	63.4	59.0	58.8	60.2	62.7	59.0					
Top Speed [km/h]	65.6	64.0	64.0	62.8	60.3	62.1	63.7	61.5					
Avg. Dist. to Rail [m]	2.1	1.3	0.2	0.3	0.9	0.6	2.0	1.2					
Avg. Stride Freq. [Hz]	2.4	2.4	2.4	2.3	2.3	2.3	2.4	2.4					
Avg. Stride Length [m]	6.2	7.3	7.3	7.1	7.2	7.2	7.2	6.9					



[] Ranking at each section and finish
- - - - No data available at this section
NA No data available



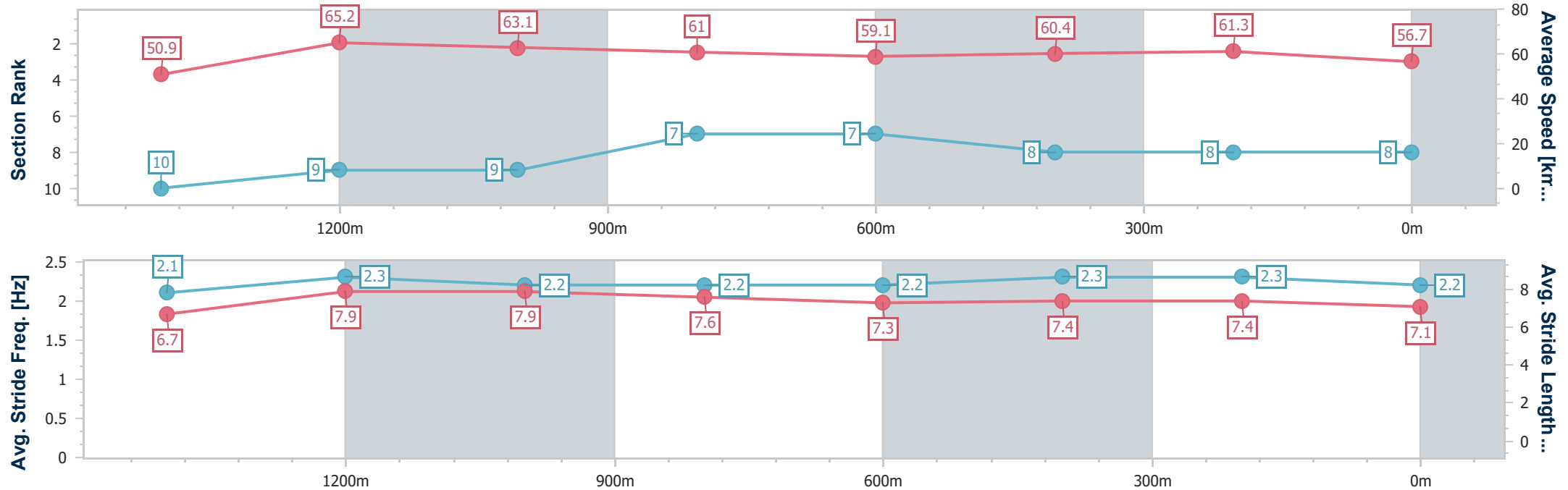
Horse/Jockey Name	Black Assassin
Final Rank	8
Fastest Section Time (Section)	0:10.99 (1400m)
Top Speed [km/h] (Section)	66.2 (Overall)
Race State	Finished



Doomben QLD Professional
Race 2: SOUTHS SPORTS CLUB QTIS Three-Year-Old
BENCHMARK 65 Handicap - 1650m
26 February 2025 - 14:16
Track Rating: Good 4, Weather: Fine, Rail Position: +9m Entire



Section	Overall	1400m	1200m	1000m	800m	600m	400m	200m					
Section Times	1:40.71 [8] (0:17.69)	1:23.02 [10] (0:10.99)	1:12.03 [9] (0:11.40)	1:00.63 [9] (0:11.82)	0:48.81 [7] (0:12.34)	0:36.47 [7] (0:12.00)	0:24.47 [8] (0:11.75)	0:12.72 [8] (0:12.72)					
Average Speed [km/h]	50.9	65.2	63.1	61.0	59.1	60.4	61.3	56.7					
Top Speed [km/h]	66.2	66.1	64.3	63.2	60.4	61.6	62.0	60.1					
Avg. Dist. to Rail [m]	2.8	0.6	0.2	0.6	2.2	1.6	0.8	1.5					
Avg. Stride Freq. [Hz]	2.1	2.3	2.2	2.2	2.2	2.3	2.3	2.2					
Avg. Stride Length [m]	6.7	7.9	7.9	7.6	7.3	7.4	7.4	7.1					



[] Ranking at each section and finish
-.-.- No data available at this section
NA No data available



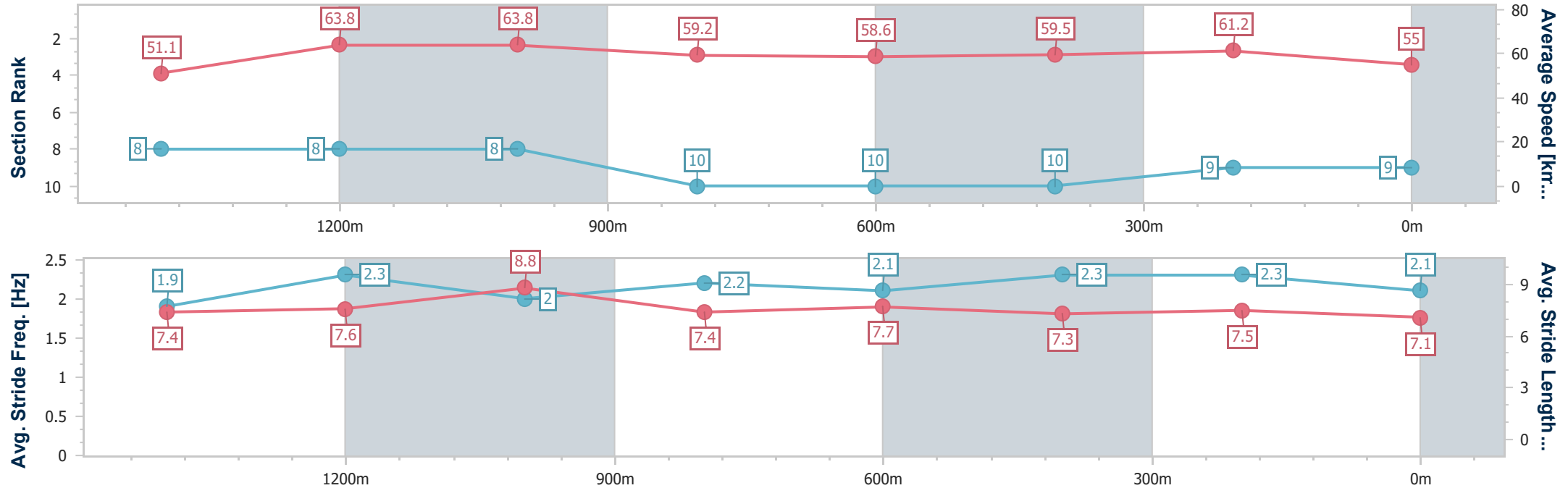
Horse/Jockey Name	Rothecate
Final Rank	9
Fastest Section Time (Section)	0:11.16 (1400m)
Top Speed [km/h] (Section)	67.7 (Overall)
Race State	Finished



Doomben QLD Professional
Race 2: SOUTHS SPORTS CLUB QTIS Three-Year-Old
BENCHMARK 65 Handicap - 1650m
26 February 2025 - 14:16
Track Rating: Good 4, Weather: Fine, Rail Position: +9m Entire



Section	Overall	1400m	1200m	1000m	800m	600m	400m	200m					
Section Times	1:41.24 [9] (0:17.52)	1:23.72 [8] (0:11.16)	1:12.56 [8] (0:11.28)	1:01.28 [8] (0:12.17)	0:49.11 [10] (0:12.32)	0:36.79 [10] (0:12.00)	0:24.79 [10] (0:11.73)	0:13.06 [9] (0:13.06)					
Average Speed [km/h]	51.1	63.8	63.8	59.2	58.6	59.5	61.2	55.0					
Top Speed [km/h]	67.7	65.8	64.5	63.4	60.3	61.1	62.5	59.0					
Avg. Dist. to Rail [m]	1.4	1.9	0.5	0.4	0.4	1.0	2.1	1.9					
Avg. Stride Freq. [Hz]	1.9	2.3	2.0	2.2	2.1	2.3	2.3	2.1					
Avg. Stride Length [m]	7.4	7.6	8.8	7.4	7.7	7.3	7.5	7.1					





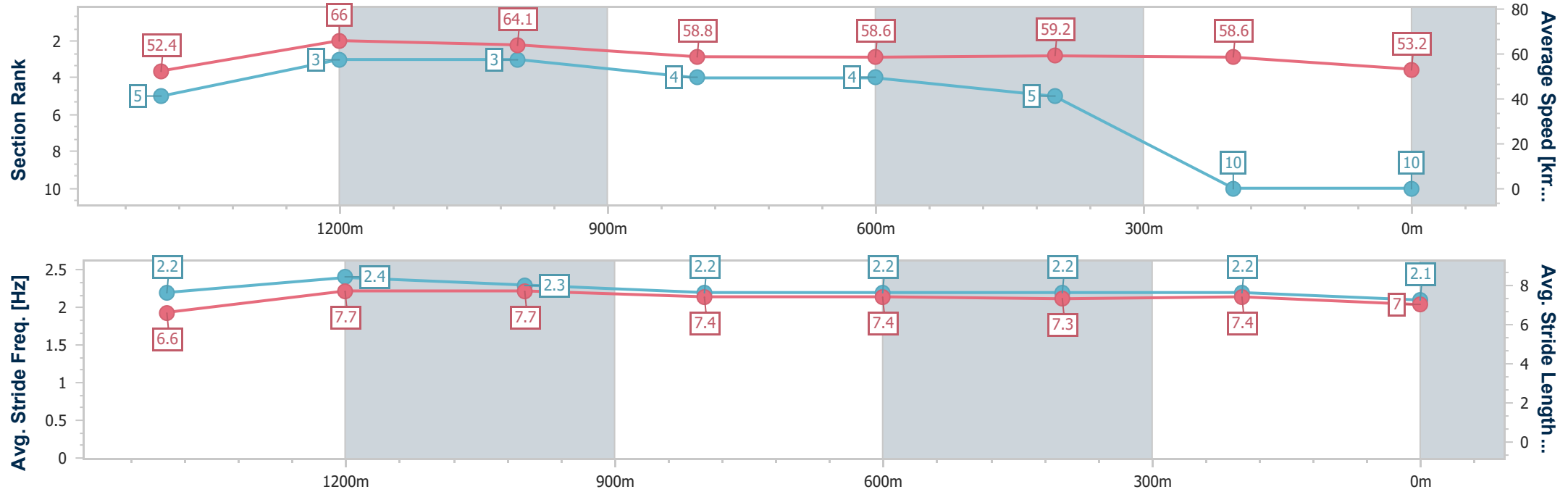
Horse/Jockey Name	Perfect Dawn
Final Rank	10
Fastest Section Time (Section)	0:10.82 (1400m)
Top Speed [km/h] (Section)	67.2 (1400m)
Race State	Finished



Doomben QLD Professional
Race 2: SOUTHS SPORTS CLUB QTIS Three-Year-Old
BENCHMARK 65 Handicap - 1650m
26 February 2025 - 14:16
Track Rating: Good 4, Weather: Fine, Rail Position: +9m Entire



Section	Overall	1400m	1200m	1000m	800m	600m	400m	200m					
Section Times	1:41.79 [10] (0:17.12)	1:24.67 [5] (0:10.82)	1:13.85 [3] (0:11.24)	1:02.61 [3] (0:12.29)	0:50.32 [4] (0:12.37)	0:37.95 [4] (0:12.18)	0:25.77 [5] (0:12.24)	0:13.53 [10] (0:13.53)					
Average Speed [km/h]	52.4	66.0	64.1	58.8	58.6	59.2	58.6	53.2					
Top Speed [km/h]	66.9	67.2	64.9	63.0	60.2	60.2	59.7	56.8					
Avg. Dist. to Rail [m]	2.6	1.3	0.4	1.7	1.2	0.5	0.9	0.4					
Avg. Stride Freq. [Hz]	2.2	2.4	2.3	2.2	2.2	2.2	2.2	2.1					
Avg. Stride Length [m]	6.6	7.7	7.7	7.4	7.4	7.3	7.4	7.0					





Doomben QLD Professional
Race 3: GIRLS DAY OUT 1 MARCH QTIS Three-Year-Old Maiden Plate - 1350m

26 February 2025 - 14:52



BRISBANE
RACING CLUB

Track Rating: Good 3, Weather: Fine, Rail Position: +9m Entire

Section						Overall	1200m	1000m	800m	600m	400m	Last 600m	
Field Times						1:20.11 (0:11.05)	1:09.06 (0:11.27)	0:57.79 (0:11.82)	0:45.97 (0:11.97)	0:34.00 (0:11.50)	0:22.50 (0:11.06)	0:34.00	
Rank	TAB	Horse/Jockey	Barrier	Top Speed [km/h]	Fastest Section								Distance Travelled [m]
1	12	PHILIA	1	66.3	0:11.06	1:20.11 [1]	1:08.89 [3]	0:57.77 [2]	0:45.97 [1]	0:34.00 [1]	0:22.50 [1]	0:34.00	
		Cejay Graham		1200m	400m	(0:11.22)	(0:11.12)	(0:11.80)	(0:11.97)	(0:11.50)	(0:11.06)		
2	13	SOME STYLE	4	67.2	0:11.03	1:20.43 [2]	1:09.38 [1]	0:58.11 [1]	0:46.20 [2]	0:34.17 [2]	0:22.66 [2]	0:34.17	+5
		Emily Lang		400m	400m	(0:11.05)	(0:11.27)	(0:11.91)	(0:12.03)	(0:11.51)	(0:11.03)		
3	17	INVISIBLE TARGET	2	65.5	0:11.11	1:20.69 [3]	1:09.24 [7]	0:58.02 [4]	0:46.26 [4]	0:34.30 [3]	0:22.82 [4]	0:34.30	+1
		Cobi Vitler		400m	400m	(0:11.45)	(0:11.22)	(0:11.76)	(0:11.96)	(0:11.48)	(0:11.11)		
4	3	EXPLOSIVE TYCOON	10	67.3	0:10.91	1:20.83 [4]	1:09.32 [8]	0:57.91 [8]	0:45.93 [10]	0:33.75 [10]	0:22.22 [10]	0:33.75	+7
		Martin Harley		400m	400m	(0:11.51)	(0:11.41)	(0:11.98)	(0:12.18)	(0:11.53)	(0:10.91)		
5	1	BUSKER	8	66.5	0:10.95	1:20.92 [5]	1:09.49 [6]	0:58.10 [7]	0:46.20 [7]	0:33.99 [8]	0:22.59 [8]	0:33.99	+7
		Vlad Duric		400m	400m	(0:11.43)	(0:11.39)	(0:11.90)	(0:12.21)	(0:11.40)	(0:10.95)		
6	15	HUMID	3	66.1	0:11.09	1:21.01 [6]	1:09.80 [2]	0:58.48 [3]	0:46.65 [3]	0:34.62 [4]	0:23.23 [3]	0:34.62	+6
		Bailey Wheeler		400m	400m	(0:11.21)	(0:11.32)	(0:11.83)	(0:12.03)	(0:11.39)	(0:11.09)		
7	9	CHAMPAGNE TOWER	5	65.1	0:11.21	1:21.10 [7]	1:09.77 [4]	0:58.34 [6]	0:46.47 [6]	0:34.34 [7]	0:22.96 [6]	0:34.34	+4
		Kyle Wilson-Taylor		600m	400m	(0:11.33)	(0:11.43)	(0:11.87)	(0:12.13)	(0:11.38)	(0:11.21)		
8	7	SILK WARRIOR	11	66.2	0:11.12	1:21.12 [8]	1:09.71 [5]	0:58.44 [5]	0:46.65 [5]	0:34.54 [5]	0:23.05 [5]	0:34.54	+9
		Tiffani Brooker		400m	400m	(0:11.41)	(0:11.27)	(0:11.79)	(0:12.11)	(0:11.49)	(0:11.12)		
9	10	DIVINE DI	6	66.4	0:11.03	1:21.27 [9]	1:09.75 [10]	0:58.30 [10]	0:46.40 [9]	0:34.22 [9]	0:22.88 [9]	0:34.22	+4
		Andrew Mallyon		400m	400m	(0:11.52)	(0:11.45)	(0:11.90)	(0:12.18)	(0:11.34)	(0:11.03)		
10	11	FLAMING MAREE	12	65.4	0:11.21	1:21.52 [10]	1:09.80 [12]	0:58.59 [9]	0:46.78 [8]	0:34.77 [6]	0:23.27 [7]	0:34.77	+0
		Jag Guthmann-Chester		1200m	1200m	(0:11.72)	(0:11.21)	(0:11.81)	(0:12.01)	(0:11.50)	(0:11.31)		

Scratched: Murmurs (#19), Explosive Power (#2), Parisienne Piper (#16), Il Patrigno (#4), Ninjitzou (#5), Ten Good Reasons (#8), Wynette (#14)



Doomben QLD Professional
Race 3: GIRLS DAY OUT 1 MARCH QTIS Three-Year-Old Maiden Plate - 1350m

26 February 2025 - 14:52



BRISBANE
RACING CLUB

Track Rating: Good 3, Weather: Fine, Rail Position: +9m Entire

Section						Overall	1200m	1000m	800m	600m	400m	Last 600m	
Field Times						1:20.11 (0:11.05)	1:09.06 (0:11.27)	0:57.79 (0:11.82)	0:45.97 (0:11.97)	0:34.00 (0:11.50)	0:22.50 (0:11.06)	0:34.00	
Rank	TAB	Horse/Jockey	Barrier	Top Speed [km/h]	Fastest Section								Distance Travelled [m]
11	18	HE'S FINESSE	7	63.5	0:11.57	1:22.65 [11]	1:11.05 [11]	0:59.48 [12]	0:47.62 [11]	0:35.42 [11]	0:23.80 [11]	0:35.42	+3
		Jaden Lloyd		400m	1200m	(0:11.60)	(0:11.57)	(0:11.86)	(0:12.20)	(0:11.62)	(0:11.76)		
12	6	PRANCING PAYTON	9	63.0	0:11.51	1:23.94 [12]	1:12.43 [9]	1:00.82 [11]	0:48.81 [12]	0:36.46 [12]	0:24.61 [12]	0:36.46	+7
		Georgina Cartwright		1200m	Overall	(0:11.51)	(0:11.61)	(0:12.01)	(0:12.35)	(0:11.85)	(0:11.93)		

Scratched: Murmurs (#19), Explosive Power (#2), Parisienne Piper (#16), Il Patrigno (#4), Ninjitzou (#5), Ten Good Reasons (#8), Wynette (#14)



Doomben QLD Professional
Race 3: GIRLS DAY OUT 1 MARCH QTIS Three-Year-Old Maiden Plate - 1350m

26 February 2025 - 14:52



BRISBANE
RACING CLUB

Track Rating: Good 3, Weather: Fine, Rail Position: +9m Entire

Section Field Times				200m 0:11.44 (0:11.44)		Last 600m 0:34.00			
Rank	TAB	Horse/Jockey	Barrier	Top Speed [km/h]	Fastest Section	Margin			Distance Travelled [m]
1	12	PHILIA	1	66.3	0:11.06	0:11.44 [1]	1:20.11		0:34.00
		Cejay Graham		1200m	400m	(0:11.44)			
2	13	SOME STYLE	4	67.2	0:11.03	0:11.63 [2]	1.9L		0:34.17 +5
		Emily Lang		400m	400m	(0:11.63)			
3	17	INVISIBLE TARGET	2	65.5	0:11.11	0:11.71 [4]	3.39L		0:34.30 +1
		Cobi Vitler		400m	400m	(0:11.71)			
4	3	EXPLOSIVE TYCOON	10	67.3	0:10.91	0:11.31 [9]	4.26L		0:33.75 +7
		Martin Harley		400m	400m	(0:11.31)			
5	1	BUSKER	8	66.5	0:10.95	0:11.64 [6]	4.77L		0:33.99 +7
		Vlad Duric		400m	400m	(0:11.64)			
6	15	HUMID	3	66.1	0:11.09	0:12.14 [3]	5.3L		0:34.62 +6
		Bailey Wheeler		400m	400m	(0:12.14)			
7	9	CHAMPAGNE TOWER	5	65.1	0:11.21	0:11.75 [7]	5.82L		0:34.34 +4
		Kyle Wilson-Taylor		600m	400m	(0:11.75)			
8	7	SILK WARRIOR	11	66.2	0:11.12	0:11.93 [5]	5.97L		0:34.54 +9
		Tiffani Brooker		400m	400m	(0:11.93)			
9	10	DIVINE DI	6	66.4	0:11.03	0:11.85 [8]	6.81L		0:34.22 +4
		Andrew Mallyon		400m	400m	(0:11.85)			
10	11	FLAMING MAREE	12	65.4	0:11.21	0:11.96 [10]	8.32L		0:34.77 +0
		Jag Guthmann-Chester		1200m	1200m	(0:11.96)			

Scratched: Murmurs (#19), Explosive Power (#2), Parisienne Piper (#16), Il Patrigno (#4), Ninjitzou (#5), Ten Good Reasons (#8), Wynette (#14)

Report Created: Wed 26 February 2025 16:46 GMT (Note: Timing is based on position data)

Page 3/16

[] Ranking at each section and finish
-:-:- No data available at this section
NA No data available

SCN Saddle cloth number
DNF Did not finish
DNT Did not track

data processed by  TRIPLESDATA



Doomben QLD Professional
Race 3: GIRLS DAY OUT 1 MARCH QTIS Three-Year-Old Maiden Plate - 1350m

26 February 2025 - 14:52



BRISBANE
RACING CLUB

Track Rating: Good 3, Weather: Fine, Rail Position: +9m Entire

Section						200m		Last 600m	
Field Times						0:11.44 (0:11.44)		0:34.00	
Rank	TAB	Horse/Jockey	Barrier	Top Speed [km/h]	Fastest Section	Margin		Distance Travelled [m]	
11	18	HE'S FINESSE	7	63.5	0:11.57	0:12.04 [11]	14.92L	0:35.42	+3
		Jaden Lloyd		400m	1200m	(0:12.04)			
12	6	PRANCING PAYTON	9	63.0	0:11.51	0:12.68 [12]	22.54L	0:36.46	+7
		Georgina Cartwright		1200m	Overall	(0:12.68)			

Scratched: Murmurs (#19), Explosive Power (#2), Parisienne Piper (#16), Il Patrigno (#4), Ninjizou (#5), Ten Good Reasons (#8), Wynette (#14)



Horse/Jockey Name	Philia
Final Rank	1
Fastest Section Time (Section)	0:11.06 (400m)
Top Speed [km/h] (Section)	66.3 (1200m)
Race State	Finished

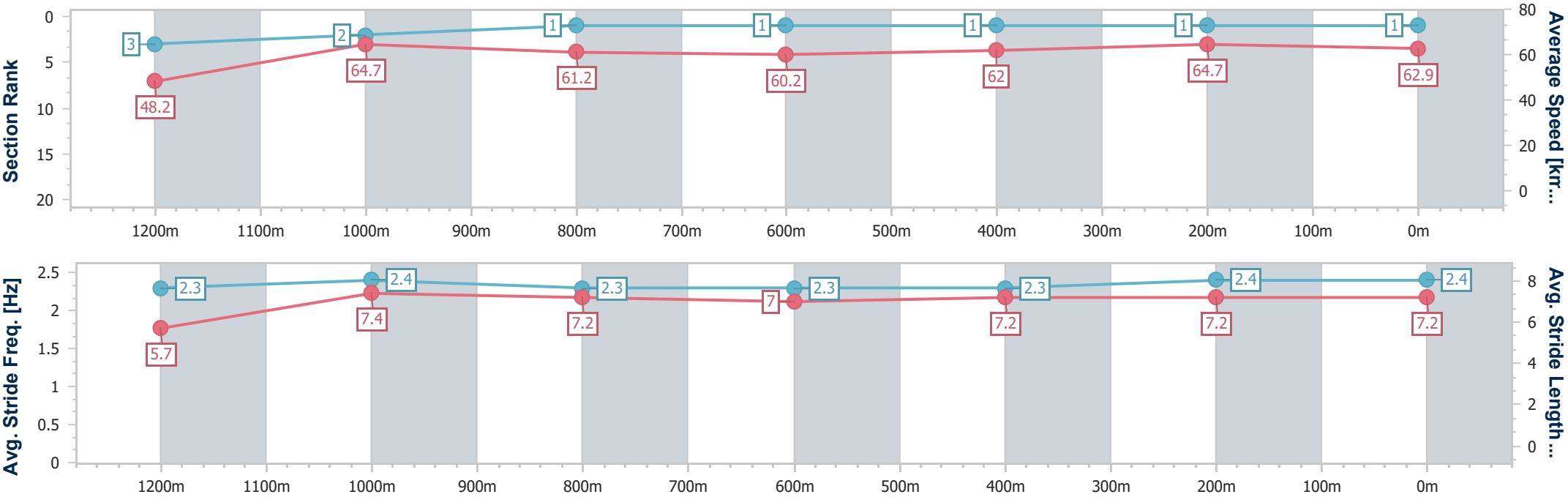


Doomben QLD Professional
Race 3: GIRLS DAY OUT 1 MARCH QTIS Three-Year-Old
Maiden Plate - 1350m
26 February 2025 - 14:52
Track Rating: Good 3, Weather: Fine, Rail Position: +9m Entire



BRISBANE
RACING CLUB

Section	Overall	1200m	1000m	800m	600m	400m	200m						
Section Times	1:20.11 [1] (0:11.22)	1:08.89 [3] (0:11.12)	0:57.77 [2] (0:11.80)	0:45.97 [1] (0:11.97)	0:34.00 [1] (0:11.50)	0:22.50 [1] (0:11.06)	0:11.44 [1] (0:11.44)						
Average Speed [km/h]	48.2	64.7	61.2	60.2	62.0	64.7	62.9						
Top Speed [km/h]	65.1	66.3	63.8	61.2	63.4	65.3	64.7						
Avg. Dist. to Rail [m]	2.0	1.1	1.3	0.4	1.7	2.3	2.1						
Avg. Stride Freq. [Hz]	2.3	2.4	2.3	2.3	2.3	2.4	2.4						
Avg. Stride Length [m]	5.7	7.4	7.2	7.0	7.2	7.2	7.2						



- [] Ranking at each section and finish
- .-.- No data available at this section
- NA No data available



Horse/Jockey Name	Some Style
Final Rank	2
Fastest Section Time (Section)	0:11.03 (400m)
Top Speed [km/h] (Section)	67.2 (400m)
Race State	Finished

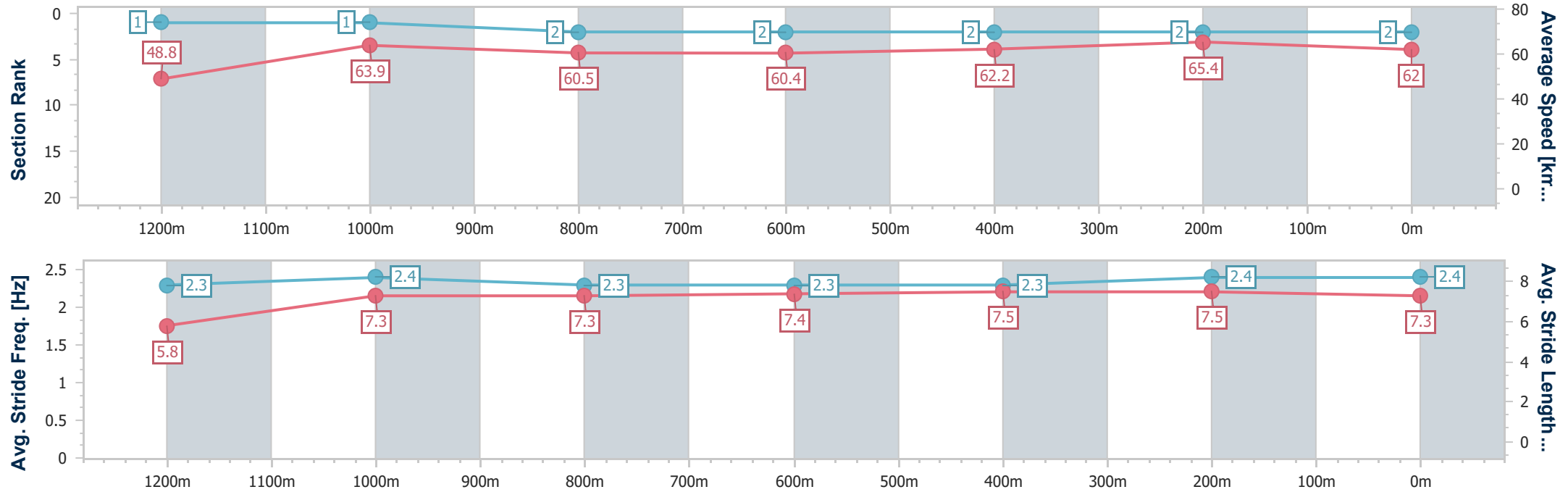


Doomben QLD Professional
Race 3: GIRLS DAY OUT 1 MARCH QTIS Three-Year-Old
Maiden Plate - 1350m
26 February 2025 - 14:52
Track Rating: Good 3, Weather: Fine, Rail Position: +9m Entire



BRISBANE
RACING CLUB

Section	Overall	1200m	1000m	800m	600m	400m	200m						
Section Times	1:20.43 [2] (0:11.05)	1:09.38 [1] (0:11.27)	0:58.11 [1] (0:11.91)	0:46.20 [2] (0:12.03)	0:34.17 [2] (0:11.51)	0:22.66 [2] (0:11.03)	0:11.63 [2] (0:11.63)						
Average Speed [km/h]	48.8	63.9	60.5	60.4	62.2	65.4	62.0						
Top Speed [km/h]	65.5	65.6	63.6	61.3	64.1	67.2	65.4						
Avg. Dist. to Rail [m]	4.4	1.5	1.5	1.0	0.5	0.2	0.8						
Avg. Stride Freq. [Hz]	2.3	2.4	2.3	2.3	2.3	2.4	2.4						
Avg. Stride Length [m]	5.8	7.3	7.3	7.4	7.5	7.5	7.3						



- [] Ranking at each section and finish
- .-.- No data available at this section
- NA No data available



Horse/Jockey Name	Invisible Target
Final Rank	3
Fastest Section Time (Section)	0:11.11 (400m)
Top Speed [km/h] (Section)	65.5 (400m)
Race State	Finished

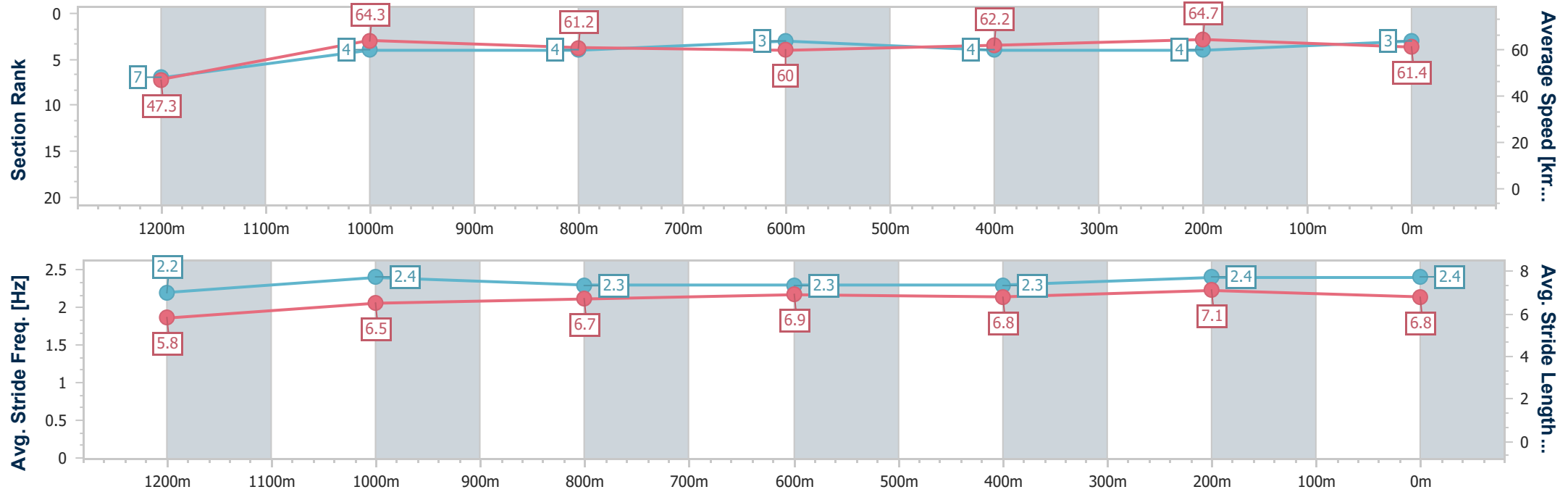


Doomben QLD Professional
Race 3: GIRLS DAY OUT 1 MARCH QTIS Three-Year-Old
Maiden Plate - 1350m
26 February 2025 - 14:52
Track Rating: Good 3, Weather: Fine, Rail Position: +9m Entire



BRISBANE
RACING CLUB

Section	Overall	1200m	1000m	800m	600m	400m	200m						
Section Times	1:20.69 [3] (0:11.45)	1:09.24 [7] (0:11.22)	0:58.02 [4] (0:11.76)	0:46.26 [4] (0:11.96)	0:34.30 [3] (0:11.48)	0:22.82 [4] (0:11.11)	0:11.71 [4] (0:11.71)						
Average Speed [km/h]	47.3	64.3	61.2	60.0	62.2	64.7	61.4						
Top Speed [km/h]	64.1	64.9	63.0	61.6	63.4	65.5	64.1						
Avg. Dist. to Rail [m]	1.7	0.1	0.3	0.5	1.3	0.7	0.6						
Avg. Stride Freq. [Hz]	2.2	2.4	2.3	2.3	2.3	2.4	2.4						
Avg. Stride Length [m]	5.8	6.5	6.7	6.9	6.8	7.1	6.8						





Horse/Jockey Name	Explosive Tycoon
Final Rank	4
Fastest Section Time (Section)	0:10.91 (400m)
Top Speed [km/h] (Section)	67.3 (400m)
Race State	Finished

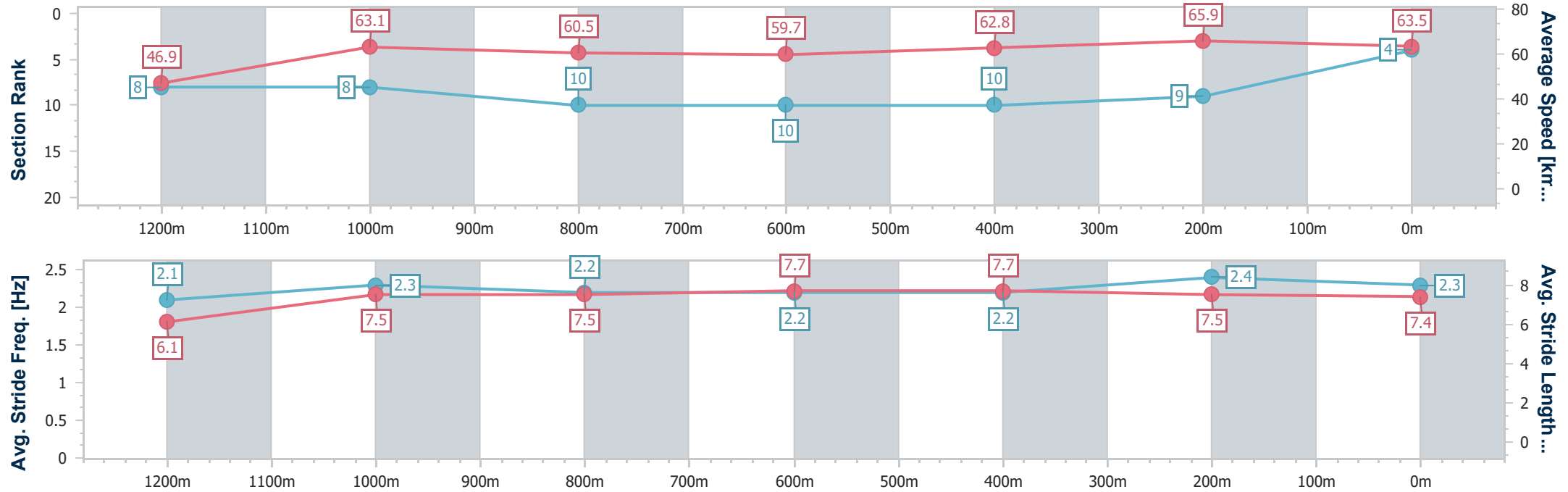


Doomben QLD Professional
Race 3: GIRLS DAY OUT 1 MARCH QTIS Three-Year-Old
Maiden Plate - 1350m
26 February 2025 - 14:52
Track Rating: Good 3, Weather: Fine, Rail Position: +9m Entire



BRISBANE
RACING CLUB

Section	Overall	1200m	1000m	800m	600m	400m	200m						
Section Times	1:20.83 [4] (0:11.51)	1:09.32 [8] (0:11.41)	0:57.91 [8] (0:11.98)	0:45.93 [10] (0:12.18)	0:33.75 [10] (0:11.53)	0:22.22 [10] (0:10.91)	0:11.31 [9] (0:11.31)						
Average Speed [km/h]	46.9	63.1	60.5	59.7	62.8	65.9	63.5						
Top Speed [km/h]	62.5	64.2	62.4	61.5	64.1	67.3	66.1						
Avg. Dist. to Rail [m]	9.8	4.1	2.5	1.9	0.8	1.9	4.3						
Avg. Stride Freq. [Hz]	2.1	2.3	2.2	2.2	2.2	2.4	2.3						
Avg. Stride Length [m]	6.1	7.5	7.5	7.7	7.7	7.5	7.4						





Horse/Jockey Name	Busker
Final Rank	5
Fastest Section Time (Section)	0:10.95 (400m)
Top Speed [km/h] (Section)	66.5 (400m)
Race State	Finished

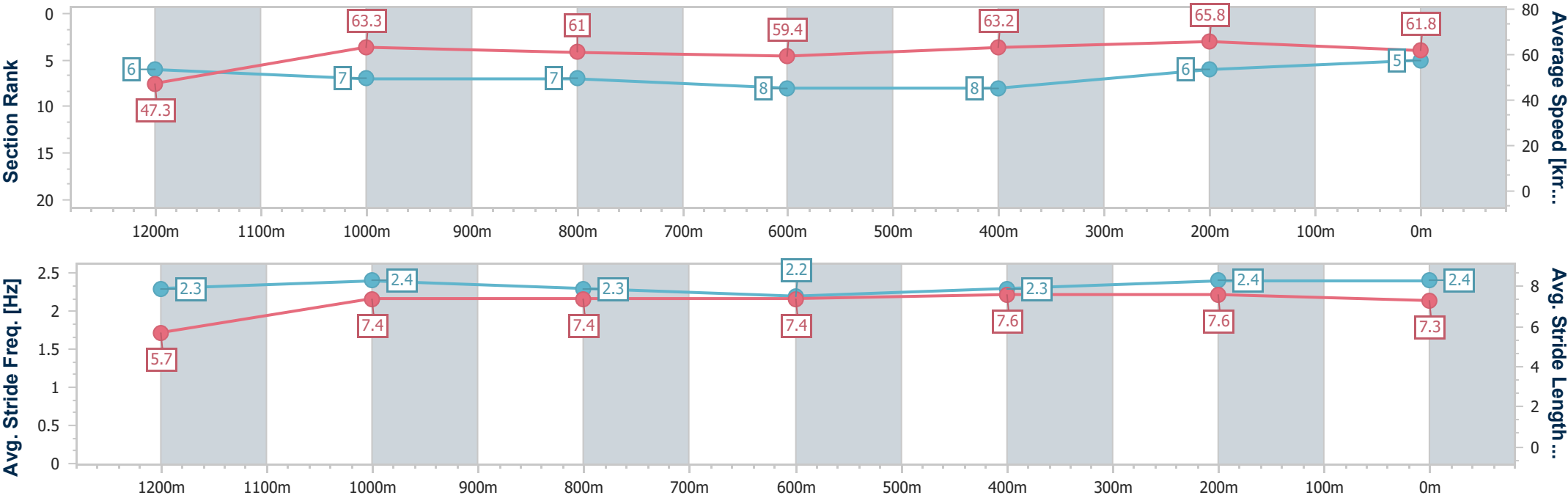


Doomben QLD Professional
Race 3: GIRLS DAY OUT 1 MARCH QTIS Three-Year-Old
Maiden Plate - 1350m
26 February 2025 - 14:52
Track Rating: Good 3, Weather: Fine, Rail Position: +9m Entire



BRISBANE
RACING CLUB

Section	Overall	1200m	1000m	800m	600m	400m	200m						
Section Times	1:20.92 [5] (0:11.43)	1:09.49 [6] (0:11.39)	0:58.10 [7] (0:11.90)	0:46.20 [7] (0:12.21)	0:33.99 [8] (0:11.40)	0:22.59 [8] (0:10.95)	0:11.64 [6] (0:11.64)						
Average Speed [km/h]	47.3	63.3	61.0	59.4	63.2	65.8	61.8						
Top Speed [km/h]	64.6	64.7	62.1	62.2	65.5	66.5	64.7						
Avg. Dist. to Rail [m]	8.0	2.8	2.7	1.8	0.4	1.5	2.5						
Avg. Stride Freq. [Hz]	2.3	2.4	2.3	2.2	2.3	2.4	2.4						
Avg. Stride Length [m]	5.7	7.4	7.4	7.4	7.6	7.6	7.3						





Horse/Jockey Name	Humid
Final Rank	6
Fastest Section Time (Section)	0:11.09 (400m)
Top Speed [km/h] (Section)	66.1 (400m)
Race State	Finished



Doomben QLD Professional
Race 3: GIRLS DAY OUT 1 MARCH QTIS Three-Year-Old
Maiden Plate - 1350m

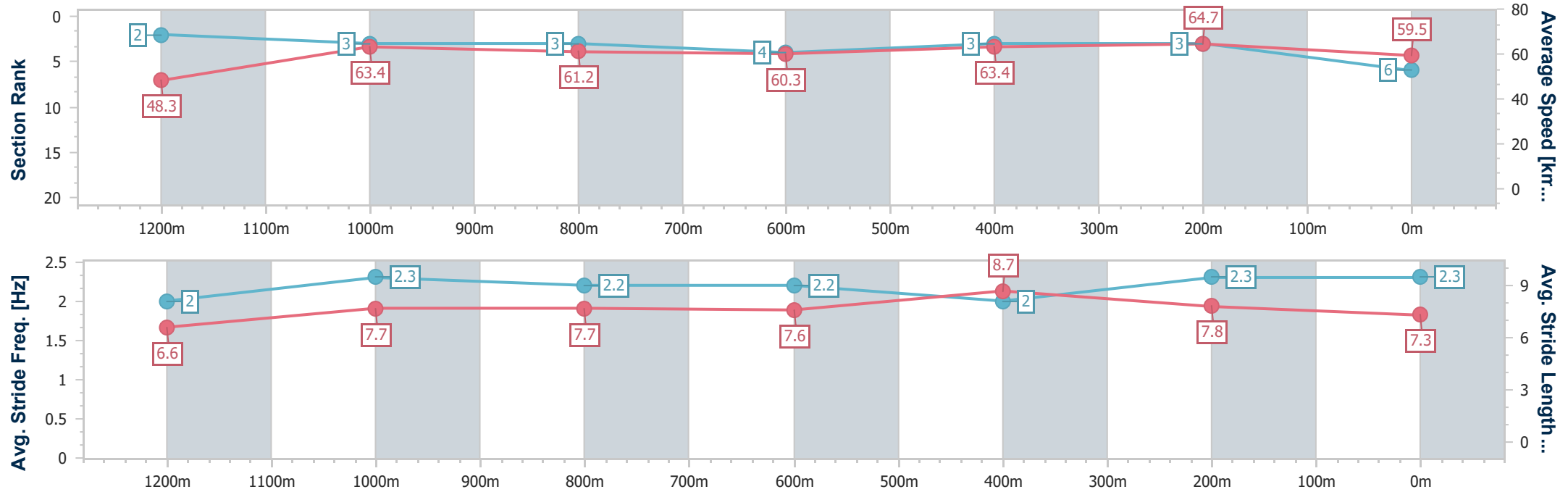
26 February 2025 - 14:52

Track Rating: Good 3, Weather: Fine, Rail Position: +9m Entire



BRISBANE
RACING CLUB

Section	Overall	1200m	1000m	800m	600m	400m	200m						
Section Times	1:21.01 [6] (0:11.21)	1:09.80 [2] (0:11.32)	0:58.48 [3] (0:11.83)	0:46.65 [3] (0:12.03)	0:34.62 [4] (0:11.39)	0:23.23 [3] (0:11.09)	0:12.14 [3] (0:12.14)						
Average Speed [km/h]	48.3	63.4	61.2	60.3	63.4	64.7	59.5						
Top Speed [km/h]	64.5	65.4	62.9	61.8	64.8	66.1	62.7						
Avg. Dist. to Rail [m]	2.8	1.7	2.1	1.1	0.4	0.5	0.5						
Avg. Stride Freq. [Hz]	2.0	2.3	2.2	2.2	2.0	2.3	2.3						
Avg. Stride Length [m]	6.6	7.7	7.7	7.6	8.7	7.8	7.3						





Horse/Jockey Name	Champagne Tower
Final Rank	7
Fastest Section Time (Section)	0:11.21 (400m)
Top Speed [km/h] (Section)	65.1 (600m)
Race State	Finished



Doomben QLD Professional
Race 3: GIRLS DAY OUT 1 MARCH QTIS Three-Year-Old
Maiden Plate - 1350m

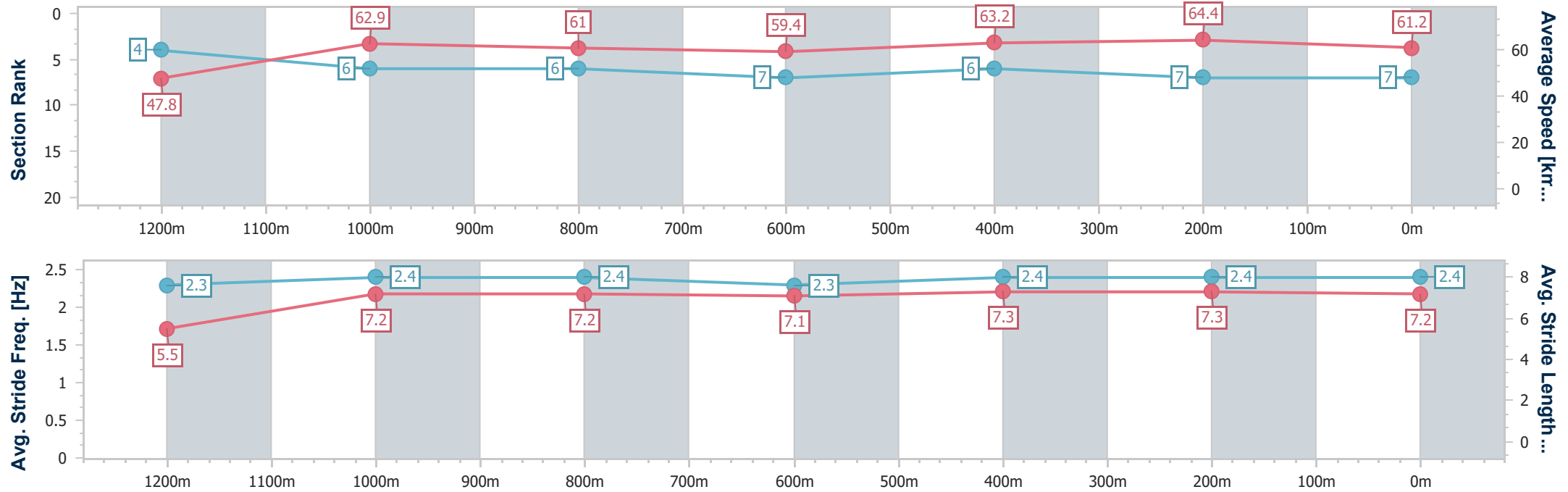
26 February 2025 - 14:52

Track Rating: Good 3, Weather: Fine, Rail Position: +9m Entire



BRISBANE
RACING CLUB

Section	Overall	1200m	1000m	800m	600m	400m	200m						
Section Times	1:21.10 [7] (0:11.33)	1:09.77 [4] (0:11.43)	0:58.34 [6] (0:11.87)	0:46.47 [6] (0:12.13)	0:34.34 [7] (0:11.38)	0:22.96 [6] (0:11.21)	0:11.75 [7] (0:11.75)						
Average Speed [km/h]	47.8	62.9	61.0	59.4	63.2	64.4	61.2						
Top Speed [km/h]	64.2	64.0	62.2	62.3	65.1	64.8	63.6						
Avg. Dist. to Rail [m]	4.6	1.5	0.9	0.7	0.3	1.1	1.1						
Avg. Stride Freq. [Hz]	2.3	2.4	2.4	2.3	2.4	2.4	2.4						
Avg. Stride Length [m]	5.5	7.2	7.2	7.1	7.3	7.3	7.2						



- [] Ranking at each section and finish
- .-.- No data available at this section
- NA No data available



Horse/Jockey Name	Silk Warrior
Final Rank	8
Fastest Section Time (Section)	0:11.12 (400m)
Top Speed [km/h] (Section)	66.2 (400m)
Race State	Finished

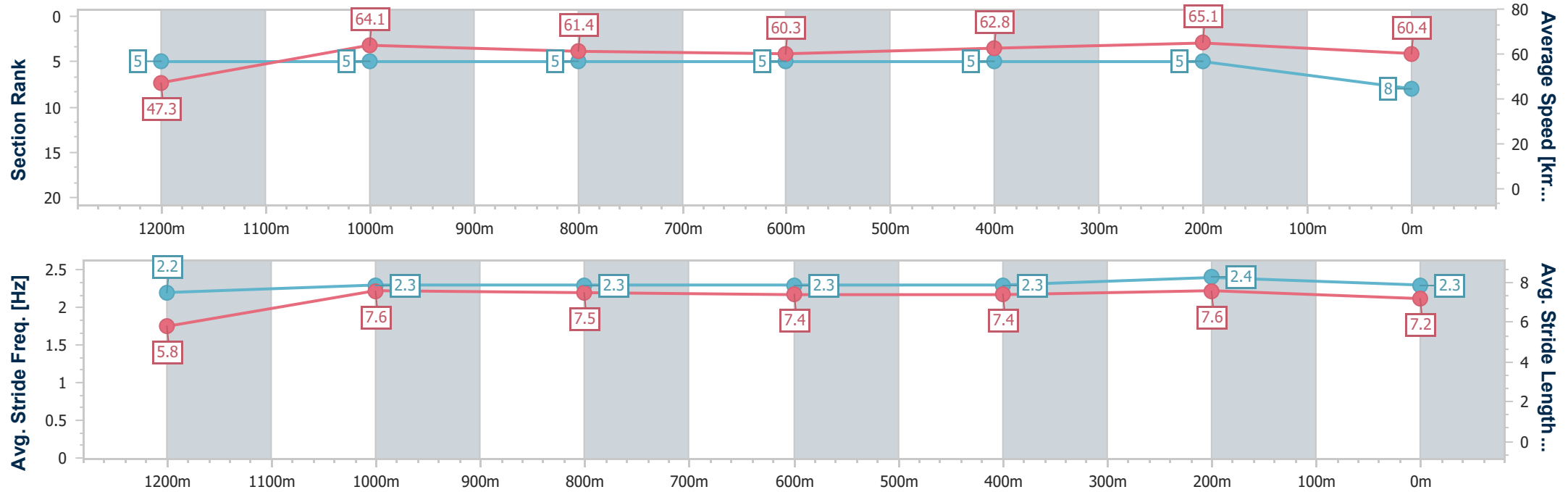


Doomben QLD Professional
Race 3: GIRLS DAY OUT 1 MARCH QTIS Three-Year-Old
Maiden Plate - 1350m
26 February 2025 - 14:52
Track Rating: Good 3, Weather: Fine, Rail Position: +9m Entire



BRISBANE
RACING CLUB

Section	Overall	1200m	1000m	800m	600m	400m	200m						
Section Times	1:21.12 [8] (0:11.41)	1:09.71 [5] (0:11.27)	0:58.44 [5] (0:11.79)	0:46.65 [5] (0:12.11)	0:34.54 [5] (0:11.49)	0:23.05 [5] (0:11.12)	0:11.93 [5] (0:11.93)						
Average Speed [km/h]	47.3	64.1	61.4	60.3	62.8	65.1	60.4						
Top Speed [km/h]	62.5	64.7	64.0	62.1	64.9	66.2	62.8						
Avg. Dist. to Rail [m]	10.9	5.3	2.5	1.9	1.3	1.9	2.7						
Avg. Stride Freq. [Hz]	2.2	2.3	2.3	2.3	2.3	2.4	2.3						
Avg. Stride Length [m]	5.8	7.6	7.5	7.4	7.4	7.6	7.2						





Horse/Jockey Name	Divine Di
Final Rank	9
Fastest Section Time (Section)	0:11.03 (400m)
Top Speed [km/h] (Section)	66.4 (400m)
Race State	Finished

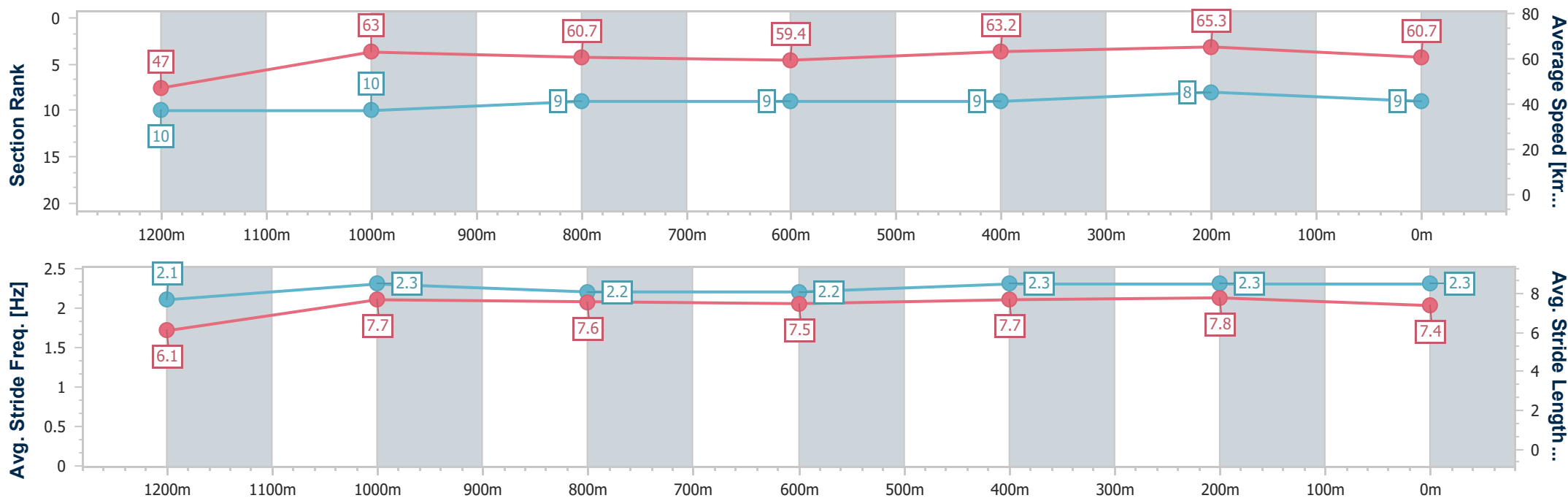


Doomben QLD Professional
Race 3: GIRLS DAY OUT 1 MARCH QTIS Three-Year-Old
Maiden Plate - 1350m
26 February 2025 - 14:52
Track Rating: Good 3, Weather: Fine, Rail Position: +9m Entire



BRISBANE
RACING CLUB

Section	Overall	1200m	1000m	800m	600m	400m	200m						
Section Times	1:21.27 [9] (0:11.52)	1:09.75 [10] (0:11.45)	0:58.30 [10] (0:11.90)	0:46.40 [9] (0:12.18)	0:34.22 [9] (0:11.34)	0:22.88 [9] (0:11.03)	0:11.85 [8] (0:11.85)						
Average Speed [km/h]	47.0	63.0	60.7	59.4	63.2	65.3	60.7						
Top Speed [km/h]	60.8	64.9	62.5	62.3	64.3	66.4	64.0						
Avg. Dist. to Rail [m]	6.1	1.4	1.7	1.0	0.6	0.9	0.9						
Avg. Stride Freq. [Hz]	2.1	2.3	2.2	2.2	2.3	2.3	2.3						
Avg. Stride Length [m]	6.1	7.7	7.6	7.5	7.7	7.8	7.4						





Horse/Jockey Name	Flaming Maree
Final Rank	10
Fastest Section Time (Section)	0:11.21 (1200m)
Top Speed [km/h] (Section)	65.4 (1200m)
Race State	Finished

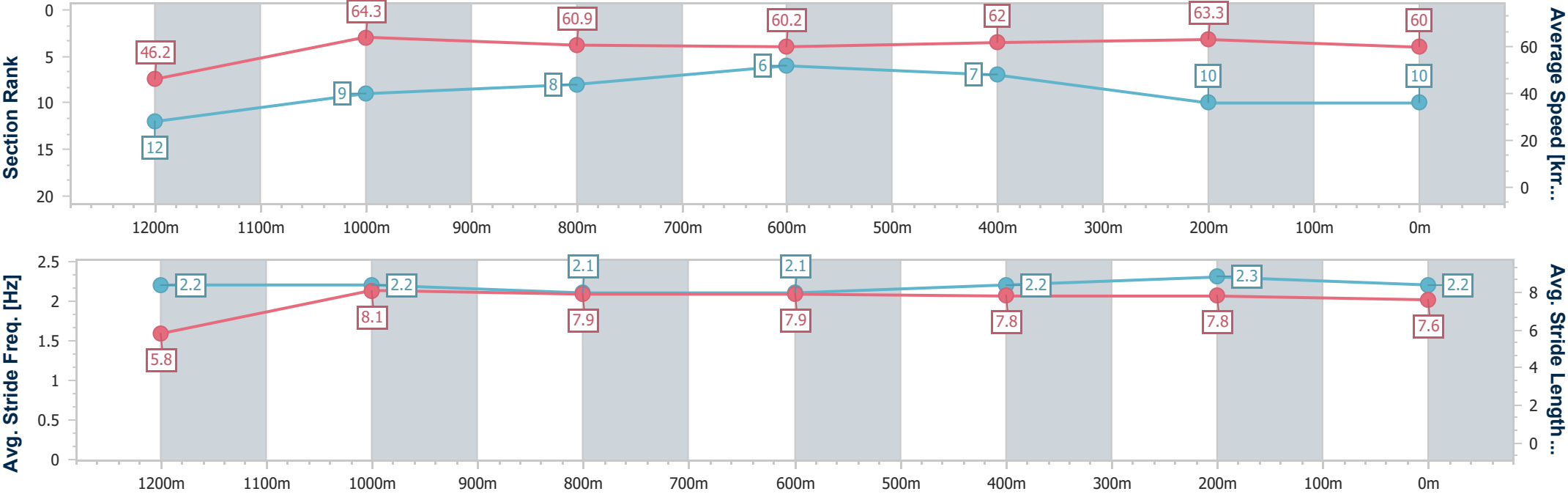


Doomben QLD Professional
Race 3: GIRLS DAY OUT 1 MARCH QTIS Three-Year-Old
Maiden Plate - 1350m
26 February 2025 - 14:52
Track Rating: Good 3, Weather: Fine, Rail Position: +9m Entire



BRISBANE
RACING CLUB

Section	Overall	1200m	1000m	800m	600m	400m	200m						
Section Times	1:21.52 [10] (0:11.72)	1:09.80 [12] (0:11.21)	0:58.59 [9] (0:11.81)	0:46.78 [8] (0:12.01)	0:34.77 [6] (0:11.50)	0:23.27 [7] (0:11.31)	0:11.96 [10] (0:11.96)						
Average Speed [km/h]	46.2	64.3	60.9	60.2	62.0	63.3	60.0						
Top Speed [km/h]	64.5	65.4	62.8	62.9	63.1	64.1	63.2						
Avg. Dist. to Rail [m]	7.6	0.3	0.2	0.3	1.6	1.1	0.5						
Avg. Stride Freq. [Hz]	2.2	2.2	2.1	2.1	2.2	2.3	2.2						
Avg. Stride Length [m]	5.8	8.1	7.9	7.9	7.8	7.8	7.6						





Horse/Jockey Name	He's Finesse
Final Rank	11
Fastest Section Time (Section)	0:11.57 (1200m)
Top Speed [km/h] (Section)	63.5 (400m)
Race State	Finished

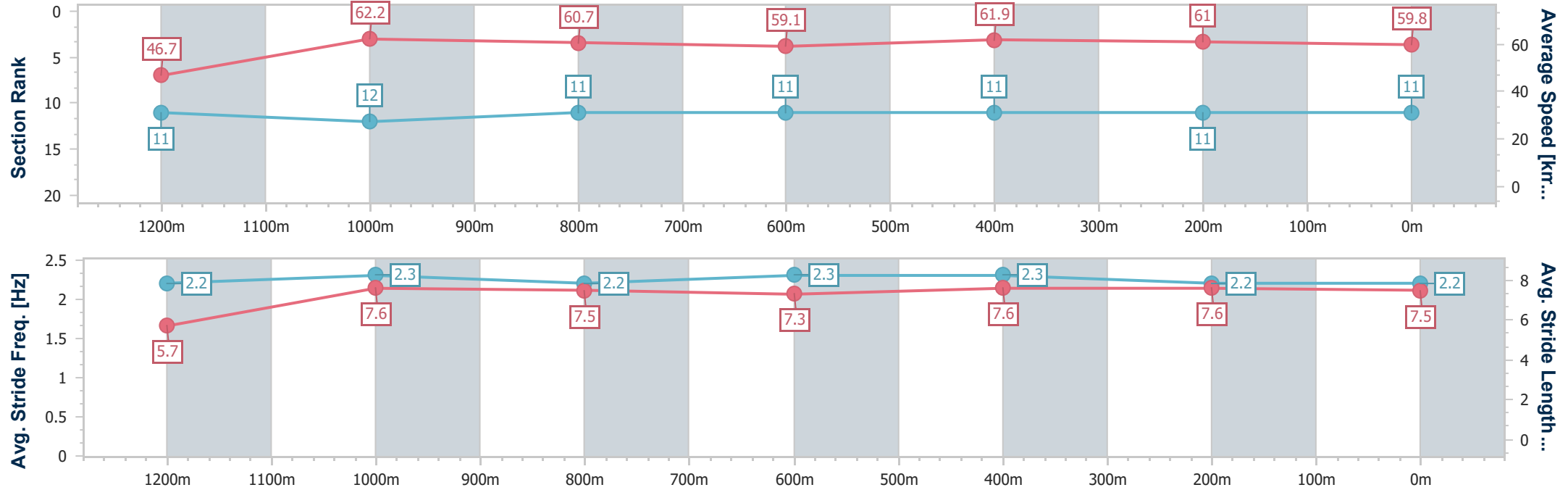


Doomben QLD Professional
Race 3: GIRLS DAY OUT 1 MARCH QTIS Three-Year-Old
Maiden Plate - 1350m
26 February 2025 - 14:52
Track Rating: Good 3, Weather: Fine, Rail Position: +9m Entire



BRISBANE
RACING CLUB

Section	Overall	1200m	1000m	800m	600m	400m	200m						
Section Times	1:22.65 [11] (0:11.60)	1:11.05 [11] (0:11.57)	0:59.48 [12] (0:11.86)	0:47.62 [11] (0:12.20)	0:35.42 [11] (0:11.62)	0:23.80 [11] (0:11.76)	0:12.04 [11] (0:12.04)						
Average Speed [km/h]	46.7	62.2	60.7	59.1	61.9	61.0	59.8						
Top Speed [km/h]	60.1	63.3	62.2	61.2	62.9	63.5	61.5						
Avg. Dist. to Rail [m]	6.8	1.4	0.7	0.3	0.6	1.2	0.6						
Avg. Stride Freq. [Hz]	2.2	2.3	2.2	2.3	2.3	2.2	2.2						
Avg. Stride Length [m]	5.7	7.6	7.5	7.3	7.6	7.6	7.5						



- [] Ranking at each section and finish
- .-.- No data available at this section
- NA No data available



Horse/Jockey Name	Prancing Payton
Final Rank	12
Fastest Section Time (Section)	0:11.51 (Overall)
Top Speed [km/h] (Section)	63.0 (1200m)
Race State	Finished

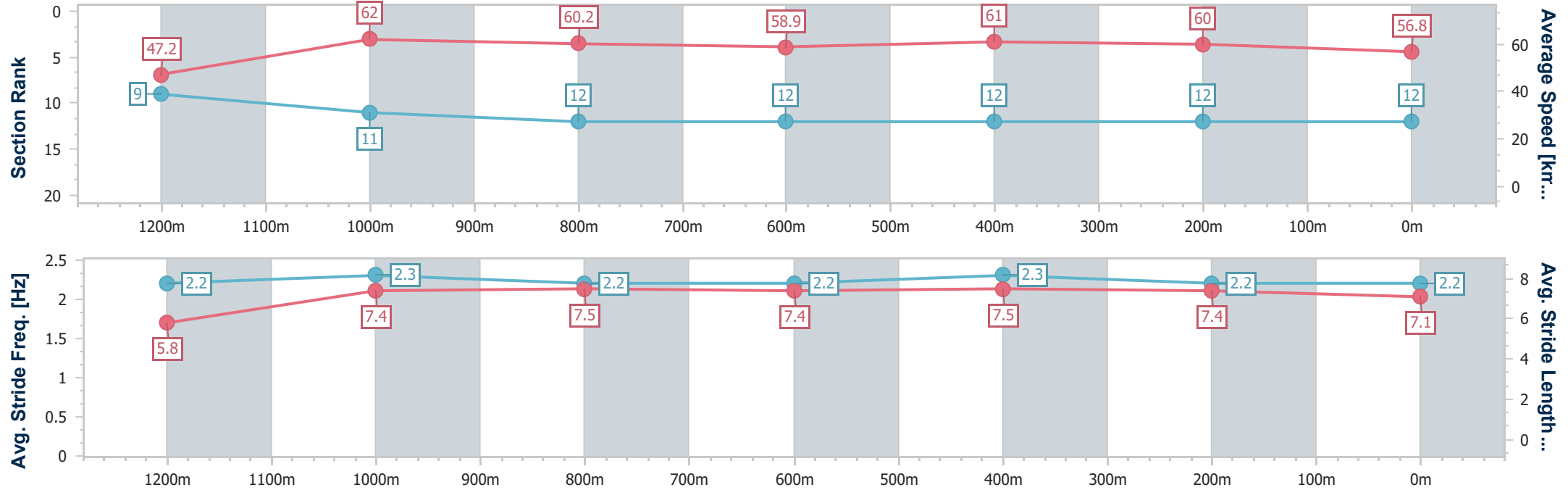


Doomben QLD Professional
Race 3: GIRLS DAY OUT 1 MARCH QTIS Three-Year-Old
Maiden Plate - 1350m
26 February 2025 - 14:52
Track Rating: Good 3, Weather: Fine, Rail Position: +9m Entire



BRISBANE
RACING CLUB

Section	Overall	1200m	1000m	800m	600m	400m	200m						
Section Times	1:23.94 [12] (0:11.51)	1:12.43 [9] (0:11.61)	1:00.82 [11] (0:12.01)	0:48.81 [12] (0:12.35)	0:36.46 [12] (0:11.85)	0:24.61 [12] (0:11.93)	0:12.68 [12] (0:12.68)						
Average Speed [km/h]	47.2	62.0	60.2	58.9	61.0	60.0	56.8						
Top Speed [km/h]	62.1	63.0	61.7	60.8	61.8	62.6	59.2						
Avg. Dist. to Rail [m]	9.2	2.8	1.5	2.0	0.7	0.7	0.4						
Avg. Stride Freq. [Hz]	2.2	2.3	2.2	2.2	2.3	2.2	2.2						
Avg. Stride Length [m]	5.8	7.4	7.5	7.4	7.5	7.4	7.1						





Doomben QLD Professional

Race 4: STRADBROKE SEASON BOOK NOW Maiden Plate - 1350m

26 February 2025 - 15:27



BRISBANE
RACING CLUB

Track Rating: Good 3, Weather: Fine, Rail Position: +9m Entire

Section						Overall	1200m	1000m	800m	600m	400m	Last 600m	
Field Times						1:20.74 (0:11.14)	1:09.60 (0:11.27)	0:58.33 (0:11.55)	0:46.78 (0:11.86)	0:34.92 (0:11.64)	0:23.28 (0:11.25)	0:34.92	
Rank	TAB	Horse/Jockey	Barrier	Top Speed [km/h]	Fastest Section								Distance Travelled [m]
1	11	AZAFRAN	1	65.7	0:11.04	1:20.74 [1]	1:09.37 [3]	0:58.00 [5]	0:46.17 [5]	0:34.18 [5]	0:22.79 [4]	0:34.18	
		Kyle Wilson-Taylor		400m	400m	(0:11.37)	(0:11.37)	(0:11.83)	(0:11.99)	(0:11.39)	(0:11.04)		
2	10	WINDOW TAPPER	8	65.0	0:11.14	1:20.75 [2]	1:09.61 [1]	0:58.34 [1]	0:46.79 [1]	0:34.93 [1]	0:23.29 [1]	0:34.93 +2	
		Emily Lang		1200m	Overall	(0:11.14)	(0:11.27)	(0:11.55)	(0:11.86)	(0:11.64)	(0:11.25)		
3	9	TAJALAT	5	66.3	0:11.01	1:20.76 [3]	1:09.48 [2]	0:58.12 [4]	0:46.31 [4]	0:34.31 [4]	0:22.76 [5]	0:34.31 +6	
		Martin Harley		400m	400m	(0:11.28)	(0:11.36)	(0:11.81)	(0:12.00)	(0:11.55)	(0:11.01)		
4	4	TRUMP CARD	3	67.7	0:10.86	1:20.76 [4]	1:09.03 [9]	0:57.53 [10]	0:45.74 [10]	0:33.78 [10]	0:22.21 [11]	0:33.78 +5	
		Vlad Duric		400m	400m	(0:11.73)	(0:11.50)	(0:11.79)	(0:11.96)	(0:11.57)	(0:10.86)		
5	14	WYNETTE	10	66.1	0:11.15	1:20.83 [5]	1:09.44 [4]	0:58.23 [3]	0:46.67 [3]	0:34.71 [3]	0:23.06 [3]	0:34.71 +5	
		Cejay Graham		400m	400m	(0:11.39)	(0:11.21)	(0:11.56)	(0:11.96)	(0:11.65)	(0:11.15)		
6	1	INTRUDER	11	65.5	0:11.07	1:20.86 [6]	1:09.39 [5]	0:58.32 [2]	0:46.88 [2]	0:34.94 [2]	0:23.26 [2]	0:34.94 +6	
		Damien Thornton		1200m	1200m	(0:11.47)	(0:11.07)	(0:11.44)	(0:11.94)	(0:11.68)	(0:11.24)		
7	16	IN SOCIETY	12	68.3	0:10.89	1:20.87 [7]	1:08.87 [12]	0:57.34 [11]	0:45.59 [11]	0:33.75 [11]	0:22.33 [10]	0:33.75 +5	
		Nikita Beriman		400m	400m	(0:12.00)	(0:11.53)	(0:11.75)	(0:11.84)	(0:11.42)	(0:10.89)		
8	3	TOTSPUR	4	65.4	0:11.09	1:20.97 [8]	1:09.38 [7]	0:58.00 [7]	0:46.28 [6]	0:34.32 [6]	0:22.74 [8]	0:34.32 +7	
		Dale Smith		400m	400m	(0:11.59)	(0:11.38)	(0:11.72)	(0:11.96)	(0:11.58)	(0:11.09)		
9	5	VERMILION KIRIN	2	66.3	0:11.07	1:21.03 [9]	1:09.36 [8]	0:58.07 [6]	0:46.26 [7]	0:34.35 [8]	0:22.97 [6]	0:34.35 +0	
		Georgina Cartwright		400m	400m	(0:11.67)	(0:11.29)	(0:11.81)	(0:11.91)	(0:11.38)	(0:11.07)		
10	6	IL PATRIGNO	7	65.4	0:11.16	1:21.24 [10]	1:09.73 [6]	0:58.23 [8]	0:46.45 [8]	0:34.58 [7]	0:23.07 [7]	0:34.58 +4	
		Jaden Lloyd		400m	400m	(0:11.51)	(0:11.50)	(0:11.78)	(0:11.87)	(0:11.51)	(0:11.16)		

Scratched: Shake'n'bake (#2), Prancing Payton (#7), Skieda (#8), Flaming Maree (#12), Philia (#13), Humid (#15), Sibeila (#17)

Report Created: Wed 26 February 2025 16:47 GMT (Note: Timing is based on position data)

Page 1/17

[] Ranking at each section and finish
-:-:- No data available at this section
NA No data available

SCN Saddle cloth number
DNF Did not finish
DNT Did not track

data processed by  TRIPLESDATA



Doomben QLD Professional

Race 4: STRADBROKE SEASON BOOK NOW Maiden Plate - 1350m

26 February 2025 - 15:27



BRISBANE
RACING CLUB

Track Rating: Good 3, Weather: Fine, Rail Position: +9m Entire

Section					Overall	1200m	1000m	800m	600m	400m	Last 600m		
Field Times					1:20.74 (0:11.14)	1:09.60 (0:11.27)	0:58.33 (0:11.55)	0:46.78 (0:11.86)	0:34.92 (0:11.64)	0:23.28 (0:11.25)	0:34.92		
Rank	TAB	Horse/Jockey	Barrier	Top Speed [km/h]	Fastest Section							Distance Travelled [m]	
11	19	OUT OF LUCK	6	66.8	0:10.92	1:21.27 [11]	1:09.28 [11]	0:57.69 [12]	0:45.84 [12]	0:34.06 [12]	0:22.61 [12]	0:34.06	+1
		Samantha Collett		400m	400m	(0:11.99)	(0:11.59)	(0:11.85)	(0:11.78)	(0:11.45)	(0:10.92)		
12	18	MURMURS	9	66.0	0:11.11	1:21.58 [12]	1:09.82 [10]	0:58.36 [9]	0:46.60 [9]	0:34.67 [9]	0:23.14 [9]	0:34.67	+8
		Bailey Wheeler		400m	400m	(0:11.76)	(0:11.46)	(0:11.76)	(0:11.93)	(0:11.53)	(0:11.11)		
13	20	WITHEREN LASS	13	65.3	0:11.56	1:22.81 [13]	1:10.69 [13]	0:59.13 [13]	0:47.29 [13]	0:35.52 [13]	0:23.81 [13]	0:35.52	+7
		Jason Taylor		Overall	1200m	(0:12.12)	(0:11.56)	(0:11.84)	(0:11.77)	(0:11.71)	(0:11.61)		

Scratched: Shake'n'bake (#2), Prancing Payton (#7), Skieda (#8), Flaming Maree (#12), Philia (#13), Humid (#15), Sibeila (#17)



Doomben QLD Professional

Race 4: STRADBROKE SEASON BOOK NOW Maiden Plate - 1350m

26 February 2025 - 15:27



BRISBANE
RACING CLUB

Track Rating: Good 3, Weather: Fine, Rail Position: +9m Entire

Section Field Times				200m 0:12.03 (0:12.03)		Last 600m 0:34.92			
Rank	TAB	Horse/Jockey	Barrier	Top Speed [km/h]	Fastest Section	Margin			Distance Travelled [m]
1	11	AZAFRAN	1	65.7	0:11.04	0:11.75 [4]	1:20.74		0:34.18
		Kyle Wilson-Taylor		400m	400m	(0:11.75)			
2	10	WINDOW TAPPER	8	65.0	0:11.14	0:12.04 [1]	0.02L		0:34.93 +2
		Emily Lang		1200m	Overall	(0:12.04)			
3	9	TAJALAT	5	66.3	0:11.01	0:11.75 [5]	0.11L		0:34.31 +6
		Martin Harley		400m	400m	(0:11.75)			
4	4	TRUMP CARD	3	67.7	0:10.86	0:11.35 [9]	0.12L		0:33.78 +5
		Vlad Duric		400m	400m	(0:11.35)			
5	14	WYNETTE	10	66.1	0:11.15	0:11.91 [3]	0.5L		0:34.71 +5
		Cejay Graham		400m	400m	(0:11.91)			
6	1	INTRUDER	11	65.5	0:11.07	0:12.02 [2]	0.69L		0:34.94 +6
		Damien Thornton		1200m	1200m	(0:12.02)			
7	16	IN SOCIETY	12	68.3	0:10.89	0:11.44 [10]	0.76L		0:33.75 +5
		Nikita Beriman		400m	400m	(0:11.44)			
8	3	TOTSPUR	4	65.4	0:11.09	0:11.65 [7]	1.32L		0:34.32 +7
		Dale Smith		400m	400m	(0:11.65)			
9	5	VERMILION KIRIN	2	66.3	0:11.07	0:11.90 [6]	1.68L		0:34.35 +0
		Georgina Cartwright		400m	400m	(0:11.90)			
10	6	IL PATRIGNO	7	65.4	0:11.16	0:11.91 [8]	2.89L		0:34.58 +4
		Jaden Lloyd		400m	400m	(0:11.91)			

Scratched: Shake'n'bake (#2), Prancing Payton (#7), Skieda (#8), Flaming Maree (#12), Philia (#13), Humid (#15), Sibeila (#17)

Report Created: Wed 26 February 2025 16:47 GMT (Note: Timing is based on position data)

Page 3/17

[] Ranking at each section and finish
-:-:- No data available at this section
NA No data available

SCN Saddle cloth number
DNF Did not finish
DNT Did not track

data processed by  TRIPLESDATA



Doomben QLD Professional

Race 4: STRADBROKE SEASON BOOK NOW Maiden Plate - 1350m

26 February 2025 - 15:27



BRISBANE
RACING CLUB

Track Rating: Good 3, Weather: Fine, Rail Position: +9m Entire

Section Field Times		200m 0:12.03 (0:12.03)		Last 600m 0:34.92					
Rank	TAB Horse/Jockey	Barrier	Top Speed [km/h]	Fastest Section	Margin			Distance Travelled [m]	
11	19 OUT OF LUCK Samantha Collett	6	66.8 400m	0:10.92 400m	0:11.69 [12] (0:11.69)	3.07L			0:34.06 +1
12	18 MURMURS Bailey Wheeler	9	66.0 400m	0:11.11 400m	0:12.03 [11] (0:12.03)	4.91L			0:34.67 +8
13	20 WITHEREN LASS Jason Taylor	13	65.3 Overall	0:11.56 1200m	0:12.20 [13] (0:12.20)	12.14L			0:35.52 +7

Scratched: Shake'n'bake (#2), Prancing Payton (#7), Skieda (#8), Flaming Maree (#12), Philia (#13), Humid (#15), Sibeila (#17)



Horse/Jockey Name	Azafran
Final Rank	1
Fastest Section Time (Section)	0:11.04 (400m)
Top Speed [km/h] (Section)	65.7 (400m)
Race State	Finished

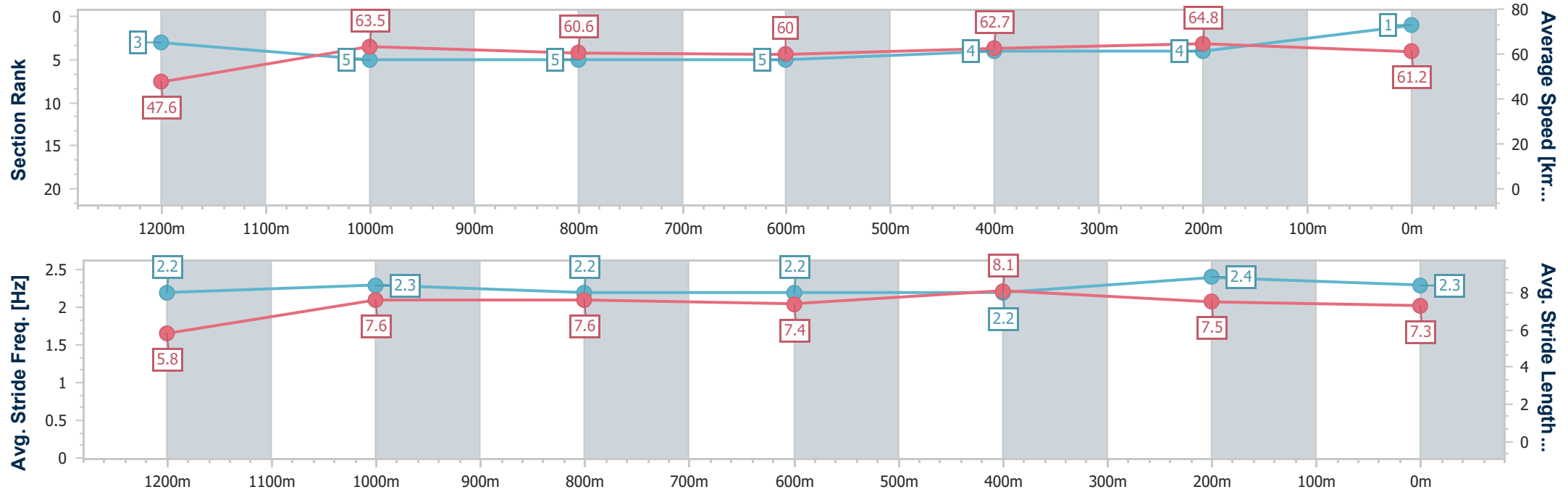


Doomben QLD Professional
Race 4: STRADBROKE SEASON BOOK NOW Maiden Plate -
1350m
26 February 2025 - 15:27
Track Rating: Good 3, Weather: Fine, Rail Position: +9m Entire



BRISBANE
RACING CLUB

Section	Overall	1200m	1000m	800m	600m	400m	200m						
Section Times	1:20.74 [1] (0:11.37)	1:09.37 [3] (0:11.37)	0:58.00 [5] (0:11.83)	0:46.17 [5] (0:11.99)	0:34.18 [5] (0:11.39)	0:22.79 [4] (0:11.04)	0:11.75 [4] (0:11.75)						
Average Speed [km/h]	47.6	63.5	60.6	60.0	62.7	64.8	61.2						
Top Speed [km/h]	63.2	63.9	62.4	61.2	64.7	65.7	63.3						
Avg. Dist. to Rail [m]	1.2	0.7	0.4	0.6	1.5	2.9	1.7						
Avg. Stride Freq. [Hz]	2.2	2.3	2.2	2.2	2.2	2.4	2.3						
Avg. Stride Length [m]	5.8	7.6	7.6	7.4	8.1	7.5	7.3						





Horse/Jockey Name	Window Tapper
Final Rank	2
Fastest Section Time (Section)	0:11.14 (Overall)
Top Speed [km/h] (Section)	65.0 (1200m)
Race State	Finished

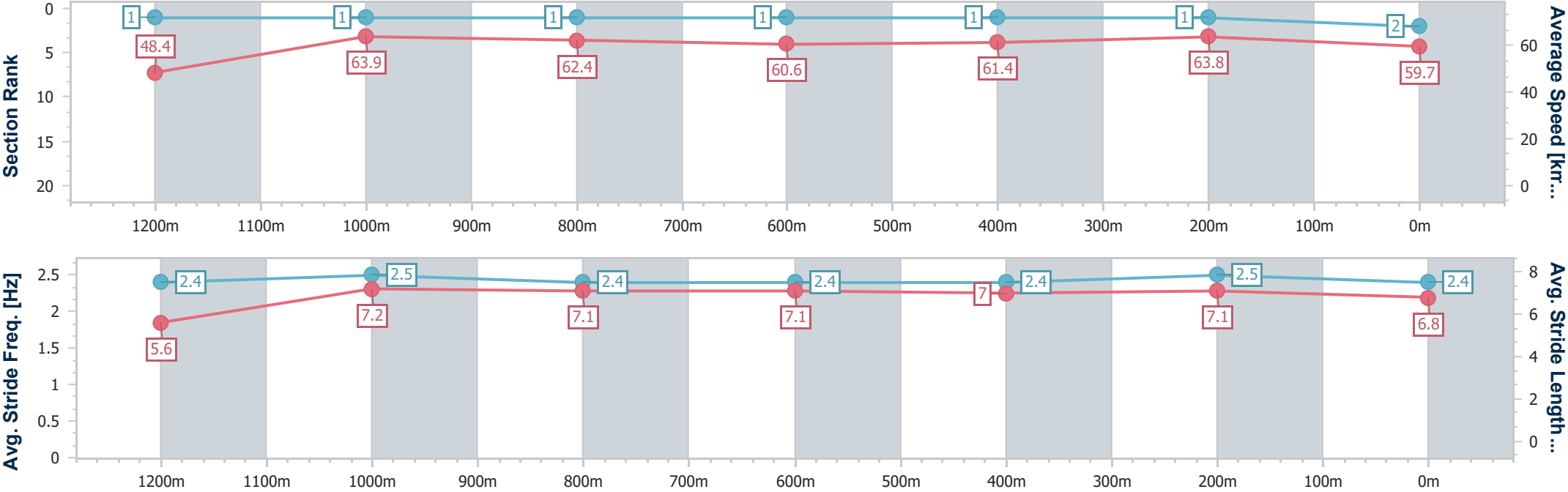


Doomben QLD Professional
Race 4: STRADBROKE SEASON BOOK NOW Maiden Plate - 1350m
26 February 2025 - 15:27
Track Rating: Good 3, Weather: Fine, Rail Position: +9m Entire



BRISBANE
RACING CLUB

Section	Overall	1200m	1000m	800m	600m	400m	200m						
Section Times	1:20.75 [2] (0:11.14)	1:09.61 [1] (0:11.27)	0:58.34 [1] (0:11.55)	0:46.79 [1] (0:11.86)	0:34.93 [1] (0:11.64)	0:23.29 [1] (0:11.25)	0:12.04 [1] (0:12.04)						
Average Speed [km/h]	48.4	63.9	62.4	60.6	61.4	63.8	59.7						
Top Speed [km/h]	64.5	65.0	63.6	61.4	63.5	64.4	63.0						
Avg. Dist. to Rail [m]	7.1	0.5	0.7	0.6	0.8	1.9	1.0						
Avg. Stride Freq. [Hz]	2.4	2.5	2.4	2.4	2.4	2.5	2.4						
Avg. Stride Length [m]	5.6	7.2	7.1	7.1	7.0	7.1	6.8						





Horse/Jockey Name	Tajalat
Final Rank	3
Fastest Section Time (Section)	0:11.01 (400m)
Top Speed [km/h] (Section)	66.3 (400m)
Race State	Finished

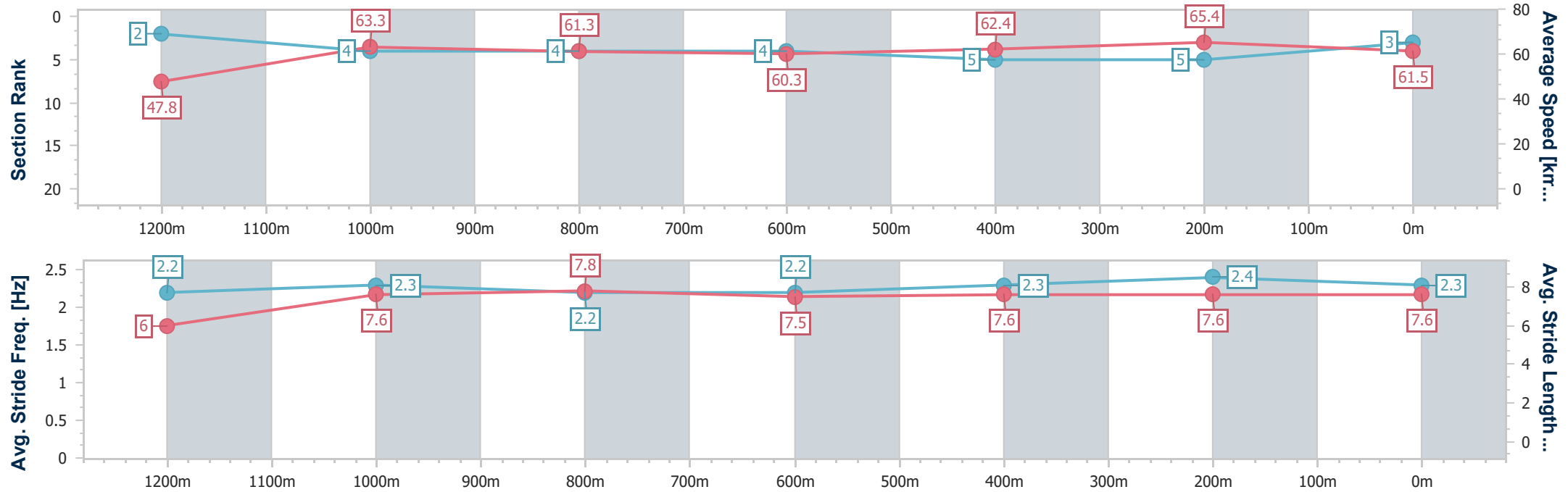


Doomben QLD Professional
Race 4: STRADBROKE SEASON BOOK NOW Maiden Plate -
1350m
26 February 2025 - 15:27
Track Rating: Good 3, Weather: Fine, Rail Position: +9m Entire



BRISBANE
RACING CLUB

Section	Overall	1200m	1000m	800m	600m	400m	200m						
Section Times	1:20.76 [3] (0:11.28)	1:09.48 [2] (0:11.36)	0:58.12 [4] (0:11.81)	0:46.31 [4] (0:12.00)	0:34.31 [4] (0:11.55)	0:22.76 [5] (0:11.01)	0:11.75 [5] (0:11.75)						
Average Speed [km/h]	47.8	63.3	61.3	60.3	62.4	65.4	61.5						
Top Speed [km/h]	63.8	64.1	63.2	61.6	64.3	66.3	64.6						
Avg. Dist. to Rail [m]	5.6	1.3	1.4	1.0	0.4	1.8	2.7						
Avg. Stride Freq. [Hz]	2.2	2.3	2.2	2.2	2.3	2.4	2.3						
Avg. Stride Length [m]	6.0	7.6	7.8	7.5	7.6	7.6	7.6						





Horse/Jockey Name	Trump Card
Final Rank	4
Fastest Section Time (Section)	0:10.86 (400m)
Top Speed [km/h] (Section)	67.7 (400m)
Race State	Finished

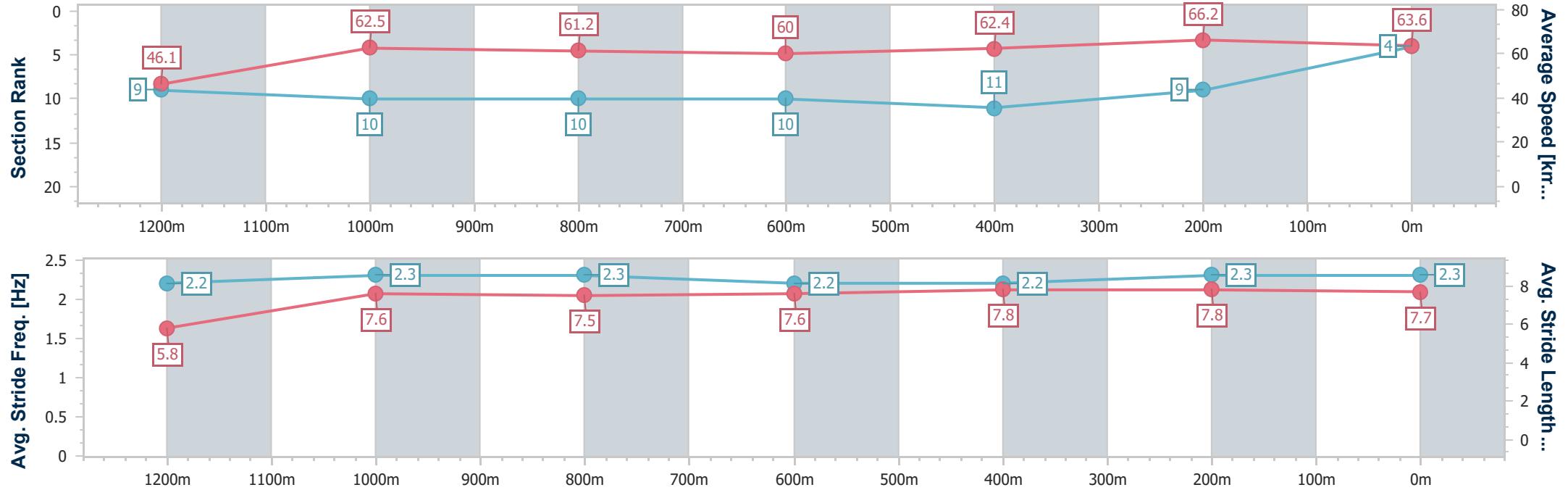


Doomben QLD Professional
Race 4: STRADBROKE SEASON BOOK NOW Maiden Plate -
1350m
26 February 2025 - 15:27
Track Rating: Good 3, Weather: Fine, Rail Position: +9m Entire



BRISBANE
RACING CLUB

Section	Overall	1200m	1000m	800m	600m	400m	200m						
Section Times	1:20.76 [4] (0:11.73)	1:09.03 [9] (0:11.50)	0:57.53 [10] (0:11.79)	0:45.74 [10] (0:11.96)	0:33.78 [10] (0:11.57)	0:22.21 [11] (0:10.86)	0:11.35 [9] (0:11.35)						
Average Speed [km/h]	46.1	62.5	61.2	60.0	62.4	66.2	63.6						
Top Speed [km/h]	63.5	63.9	63.4	61.8	64.7	67.7	66.6						
Avg. Dist. to Rail [m]	2.3	0.5	0.3	0.3	0.4	0.8	0.9						
Avg. Stride Freq. [Hz]	2.2	2.3	2.3	2.2	2.2	2.3	2.3						
Avg. Stride Length [m]	5.8	7.6	7.5	7.6	7.8	7.8	7.7						



- [] Ranking at each section and finish
- .-.- No data available at this section
- NA No data available



Horse/Jockey Name	Wynette
Final Rank	5
Fastest Section Time (Section)	0:11.15 (400m)
Top Speed [km/h] (Section)	66.1 (400m)
Race State	Finished

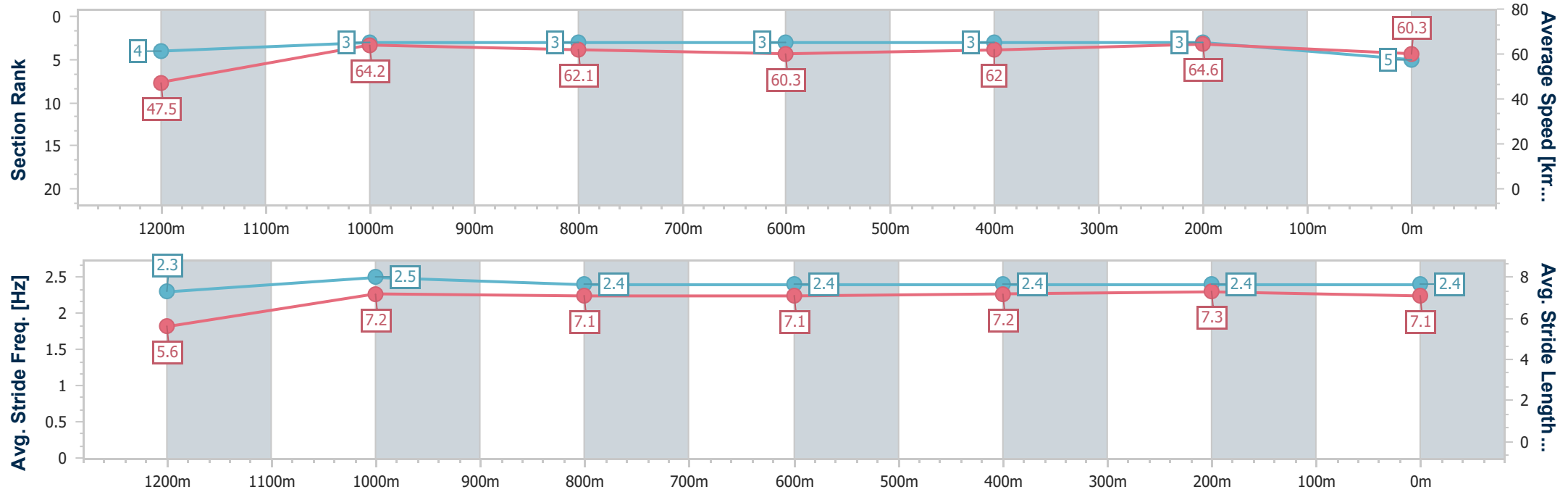


Doomben QLD Professional
Race 4: STRADBROKE SEASON BOOK NOW Maiden Plate -
1350m
26 February 2025 - 15:27
Track Rating: Good 3, Weather: Fine, Rail Position: +9m Entire



BRISBANE
RACING CLUB

Section	Overall	1200m	1000m	800m	600m	400m	200m						
Section Times	1:20.83 [5] (0:11.39)	1:09.44 [4] (0:11.21)	0:58.23 [3] (0:11.56)	0:46.67 [3] (0:11.96)	0:34.71 [3] (0:11.65)	0:23.06 [3] (0:11.15)	0:11.91 [3] (0:11.91)						
Average Speed [km/h]	47.5	64.2	62.1	60.3	62.0	64.6	60.3						
Top Speed [km/h]	65.8	66.1	63.8	61.8	63.2	66.1	64.1						
Avg. Dist. to Rail [m]	9.0	0.9	1.0	0.5	0.5	1.1	0.6						
Avg. Stride Freq. [Hz]	2.3	2.5	2.4	2.4	2.4	2.4	2.4						
Avg. Stride Length [m]	5.6	7.2	7.1	7.1	7.2	7.3	7.1						





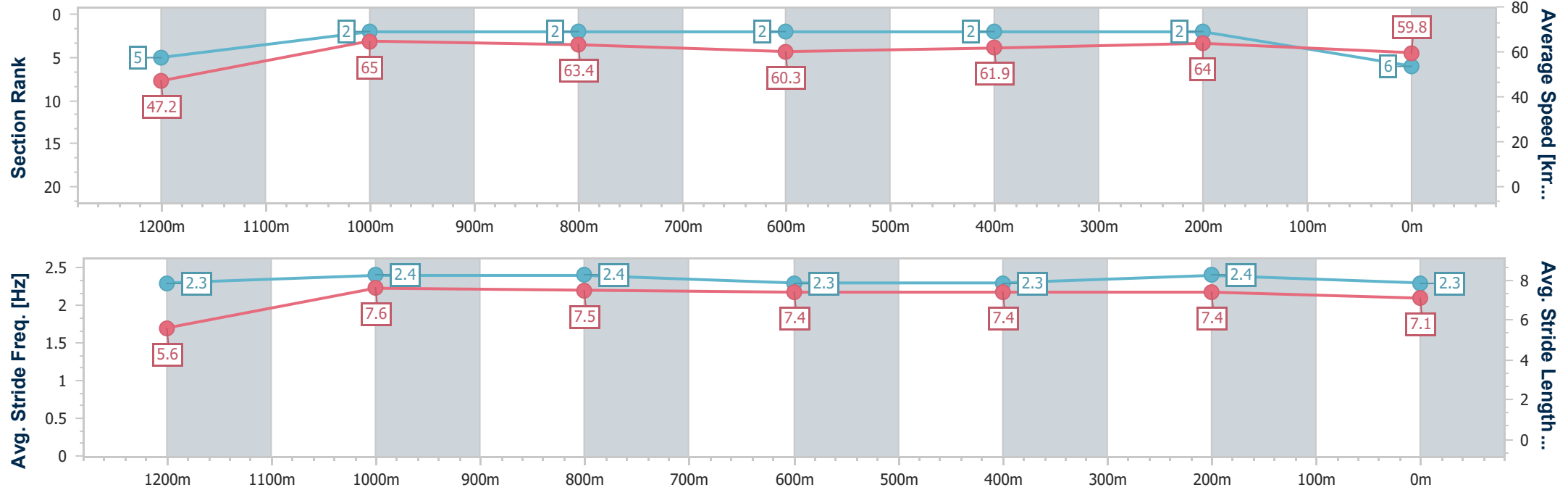
Horse/Jockey Name	Intruder
Final Rank	6
Fastest Section Time (Section)	0:11.07 (1200m)
Top Speed [km/h] (Section)	65.5 (1200m)
Race State	Finished



Doomben QLD Professional
Race 4: STRADBROKE SEASON BOOK NOW Maiden Plate - 1350m
26 February 2025 - 15:27
Track Rating: Good 3, Weather: Fine, Rail Position: +9m Entire



Section	Overall	1200m	1000m	800m	600m	400m	200m						
Section Times	1:20.86 [6] (0:11.47)	1:09.39 [5] (0:11.07)	0:58.32 [2] (0:11.44)	0:46.88 [2] (0:11.94)	0:34.94 [2] (0:11.68)	0:23.26 [2] (0:11.24)	0:12.02 [2] (0:12.02)						
Average Speed [km/h]	47.2	65.0	63.4	60.3	61.9	64.0	59.8						
Top Speed [km/h]	64.6	65.5	65.2	62.0	63.2	64.9	62.7						
Avg. Dist. to Rail [m]	10.7	4.9	2.8	0.7	0.4	0.7	0.6						
Avg. Stride Freq. [Hz]	2.3	2.4	2.4	2.3	2.3	2.4	2.3						
Avg. Stride Length [m]	5.6	7.6	7.5	7.4	7.4	7.4	7.1						





Horse/Jockey Name	In Society
Final Rank	7
Fastest Section Time (Section)	0:10.89 (400m)
Top Speed [km/h] (Section)	68.3 (400m)
Race State	Finished

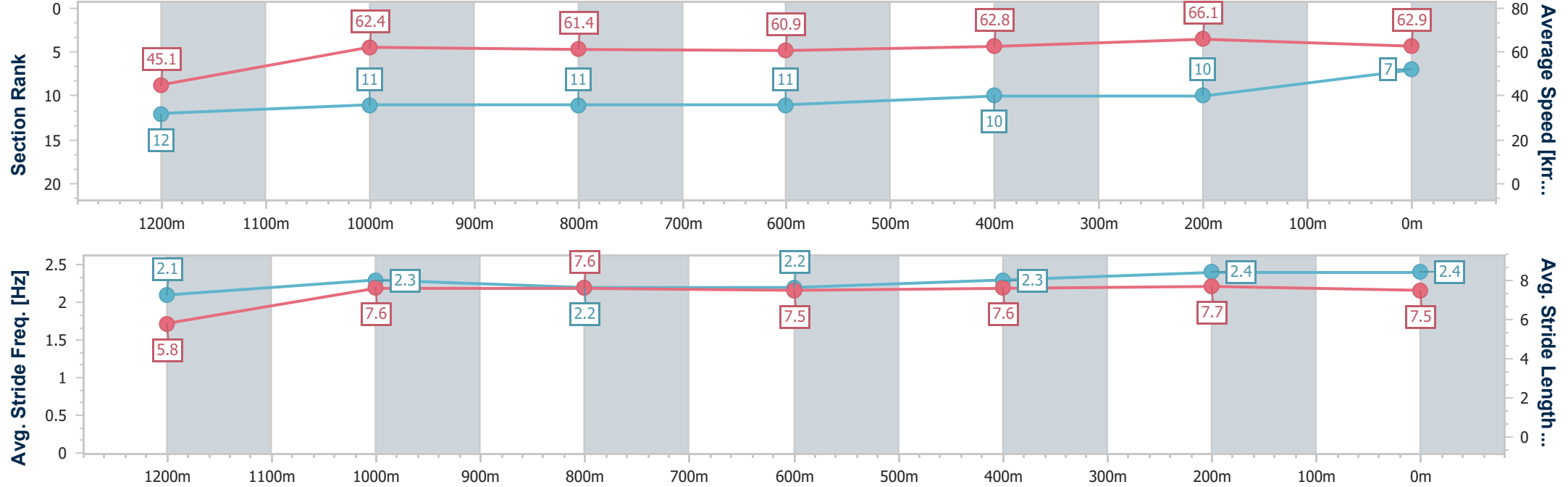


Doomben QLD Professional
Race 4: STRADBROKE SEASON BOOK NOW Maiden Plate -
1350m
26 February 2025 - 15:27
Track Rating: Good 3, Weather: Fine, Rail Position: +9m Entire



BRISBANE
RACING CLUB

Section	Overall	1200m	1000m	800m	600m	400m	200m						
Section Times	1:20.87 [7] (0:12.00)	1:08.87 [12] (0:11.53)	0:57.34 [11] (0:11.75)	0:45.59 [11] (0:11.84)	0:33.75 [11] (0:11.42)	0:22.33 [10] (0:10.89)	0:11.44 [10] (0:11.44)						
Average Speed [km/h]	45.1	62.4	61.4	60.9	62.8	66.1	62.9						
Top Speed [km/h]	60.9	63.9	63.6	62.6	65.1	68.3	65.0						
Avg. Dist. to Rail [m]	9.6	1.7	1.5	0.1	0.2	1.4	3.5						
Avg. Stride Freq. [Hz]	2.1	2.3	2.2	2.2	2.3	2.4	2.4						
Avg. Stride Length [m]	5.8	7.6	7.6	7.5	7.6	7.7	7.5						





Horse/Jockey Name	Totspur
Final Rank	8
Fastest Section Time (Section)	0:11.09 (400m)
Top Speed [km/h] (Section)	65.4 (400m)
Race State	Finished

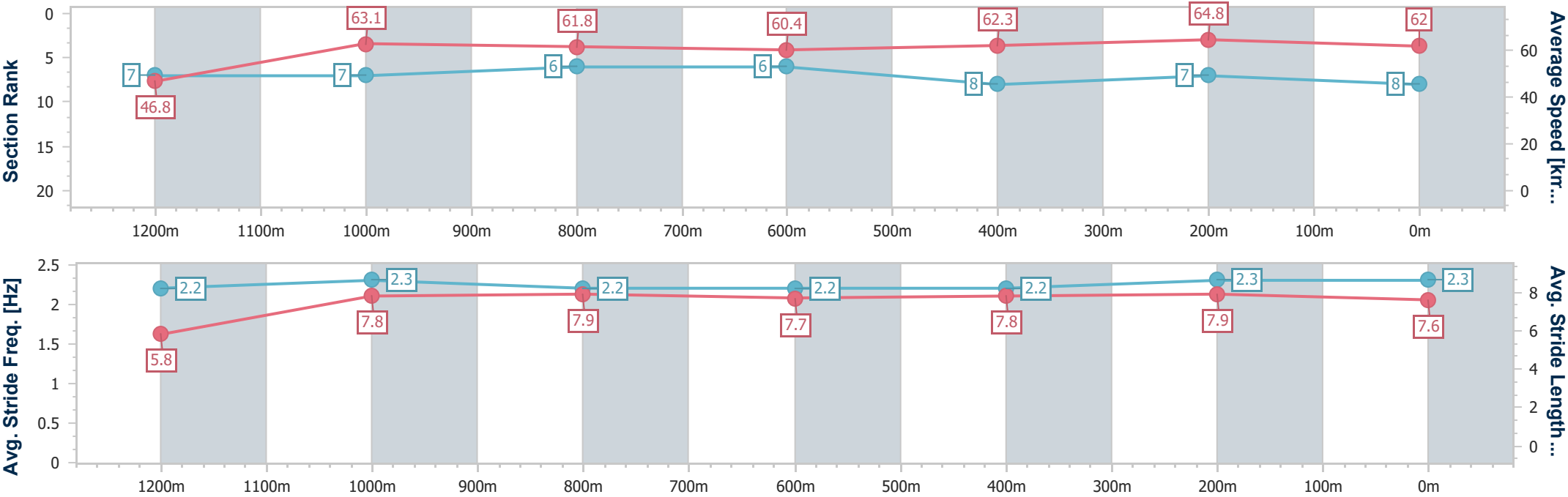


Doomben QLD Professional
Race 4: STRADBROKE SEASON BOOK NOW Maiden Plate - 1350m
26 February 2025 - 15:27
Track Rating: Good 3, Weather: Fine, Rail Position: +9m Entire



BRISBANE
RACING CLUB

Section	Overall	1200m	1000m	800m	600m	400m	200m						
Section Times	1:20.97 [8] (0:11.59)	1:09.38 [7] (0:11.38)	0:58.00 [7] (0:11.72)	0:46.28 [6] (0:11.96)	0:34.32 [6] (0:11.58)	0:22.74 [8] (0:11.09)	0:11.65 [7] (0:11.65)						
Average Speed [km/h]	46.8	63.1	61.8	60.4	62.3	64.8	62.0						
Top Speed [km/h]	63.1	64.4	63.5	61.3	64.1	65.4	64.2						
Avg. Dist. to Rail [m]	4.5	1.3	1.5	1.0	0.7	1.1	2.2						
Avg. Stride Freq. [Hz]	2.2	2.3	2.2	2.2	2.2	2.3	2.3						
Avg. Stride Length [m]	5.8	7.8	7.9	7.7	7.8	7.9	7.6						





Horse/Jockey Name	Vermilion Kirin
Final Rank	9
Fastest Section Time (Section)	0:11.07 (400m)
Top Speed [km/h] (Section)	66.3 (400m)
Race State	Finished

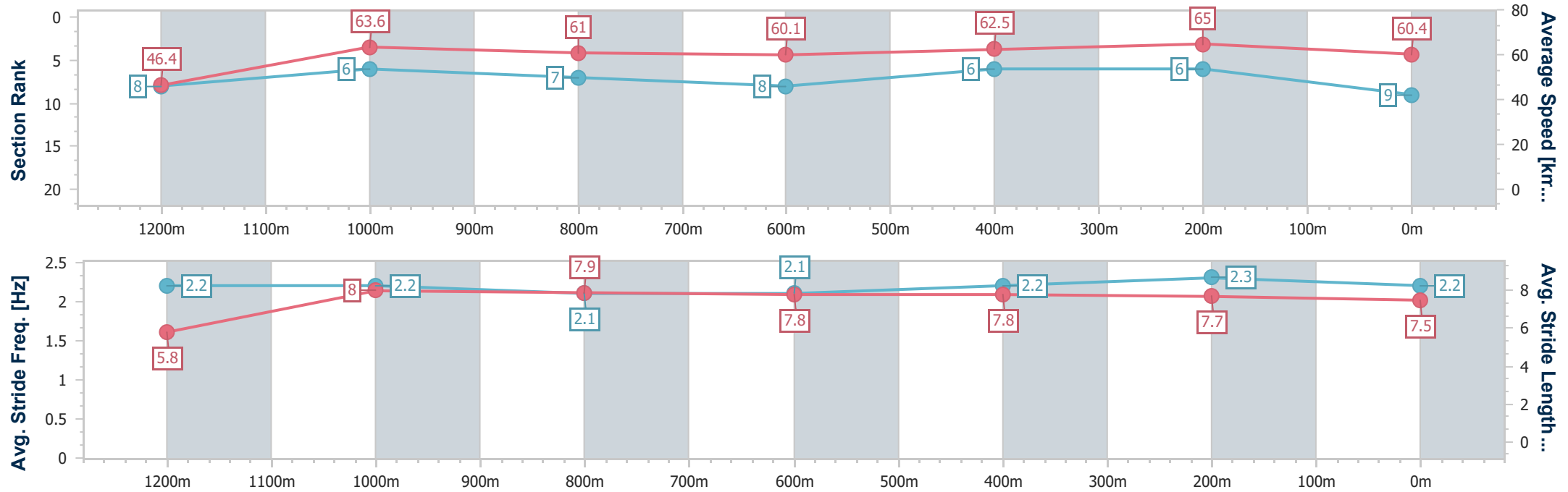


Doomben QLD Professional
Race 4: STRADBROKE SEASON BOOK NOW Maiden Plate - 1350m
26 February 2025 - 15:27
Track Rating: Good 3, Weather: Fine, Rail Position: +9m Entire



BRISBANE
RACING CLUB

Section	Overall	1200m	1000m	800m	600m	400m	200m						
Section Times	1:21.03 [9] (0:11.67)	1:09.36 [8] (0:11.29)	0:58.07 [6] (0:11.81)	0:46.26 [7] (0:11.91)	0:34.35 [8] (0:11.38)	0:22.97 [6] (0:11.07)	0:11.90 [6] (0:11.90)						
Average Speed [km/h]	46.4	63.6	61.0	60.1	62.5	65.0	60.4						
Top Speed [km/h]	64.5	64.6	63.0	60.9	64.6	66.3	63.4						
Avg. Dist. to Rail [m]	3.0	0.3	0.5	1.4	1.7	1.0	1.2						
Avg. Stride Freq. [Hz]	2.2	2.2	2.1	2.1	2.2	2.3	2.2						
Avg. Stride Length [m]	5.8	8.0	7.9	7.8	7.8	7.7	7.5						





Horse/Jockey Name	Il Patrigno
Final Rank	10
Fastest Section Time (Section)	0:11.16 (400m)
Top Speed [km/h] (Section)	65.4 (400m)
Race State	Finished

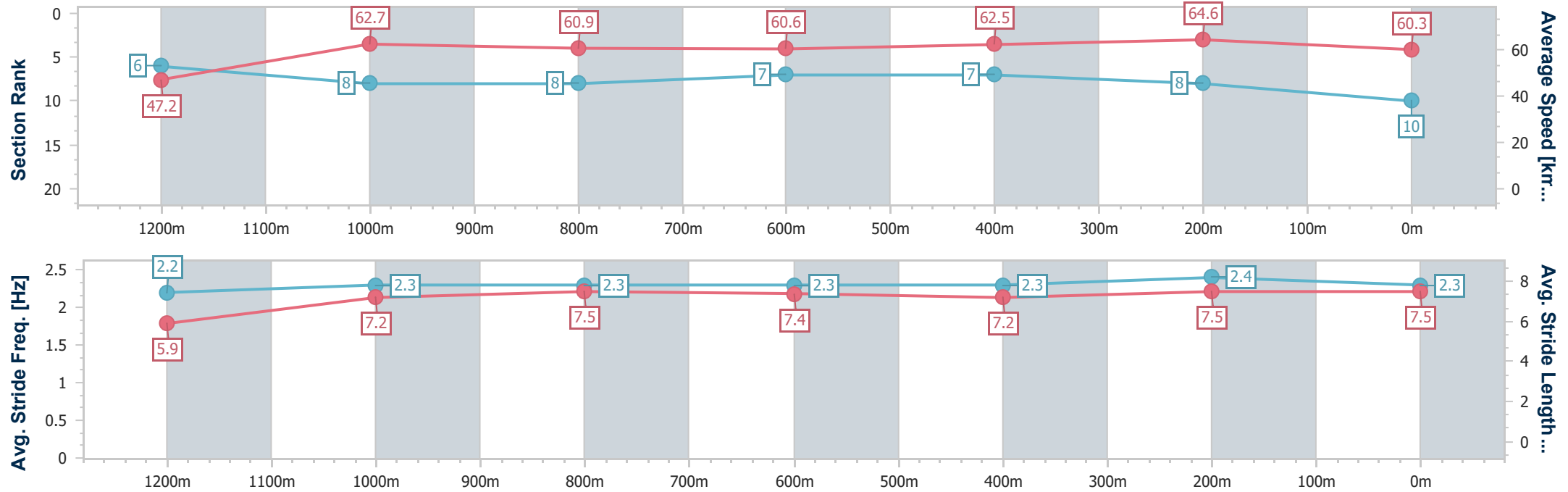


Doomben QLD Professional
Race 4: STRADBROKE SEASON BOOK NOW Maiden Plate -
1350m
26 February 2025 - 15:27
Track Rating: Good 3, Weather: Fine, Rail Position: +9m Entire



BRISBANE
RACING CLUB

Section	Overall	1200m	1000m	800m	600m	400m	200m						
Section Times	1:21.24 [10] (0:11.51)	1:09.73 [6] (0:11.50)	0:58.23 [8] (0:11.78)	0:46.45 [8] (0:11.87)	0:34.58 [7] (0:11.51)	0:23.07 [7] (0:11.16)	0:11.91 [8] (0:11.91)						
Average Speed [km/h]	47.2	62.7	60.9	60.6	62.5	64.6	60.3						
Top Speed [km/h]	62.1	64.0	62.0	61.8	63.9	65.4	63.5						
Avg. Dist. to Rail [m]	7.3	2.0	1.3	0.7	0.2	2.4	3.8						
Avg. Stride Freq. [Hz]	2.2	2.3	2.3	2.3	2.3	2.4	2.3						
Avg. Stride Length [m]	5.9	7.2	7.5	7.4	7.2	7.5	7.5						





Horse/Jockey Name	Out Of Luck
Final Rank	11
Fastest Section Time (Section)	0:10.92 (400m)
Top Speed [km/h] (Section)	66.8 (400m)
Race State	Finished

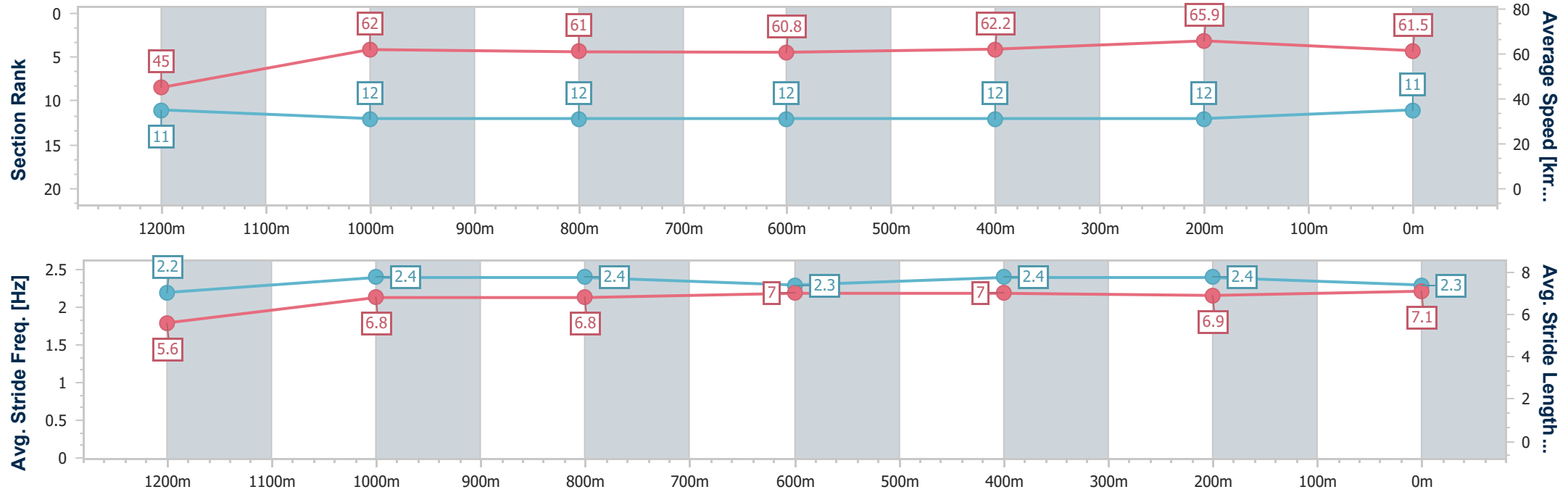


Doomben QLD Professional
Race 4: STRADBROKE SEASON BOOK NOW Maiden Plate -
1350m
26 February 2025 - 15:27
Track Rating: Good 3, Weather: Fine, Rail Position: +9m Entire



BRISBANE
RACING CLUB

Section	Overall	1200m	1000m	800m	600m	400m	200m						
Section Times	1:21.27 [11] (0:11.99)	1:09.28 [11] (0:11.59)	0:57.69 [12] (0:11.85)	0:45.84 [12] (0:11.78)	0:34.06 [12] (0:11.45)	0:22.61 [12] (0:10.92)	0:11.69 [12] (0:11.69)						
Average Speed [km/h]	45.0	62.0	61.0	60.8	62.2	65.9	61.5						
Top Speed [km/h]	62.3	63.4	63.5	62.8	64.5	66.8	66.1						
Avg. Dist. to Rail [m]	5.1	0.7	0.7	0.8	1.6	1.1	1.2						
Avg. Stride Freq. [Hz]	2.2	2.4	2.4	2.3	2.4	2.4	2.3						
Avg. Stride Length [m]	5.6	6.8	6.8	7.0	7.0	6.9	7.1						





Horse/Jockey Name	Murmurs
Final Rank	12
Fastest Section Time (Section)	0:11.11 (400m)
Top Speed [km/h] (Section)	66.0 (400m)
Race State	Finished

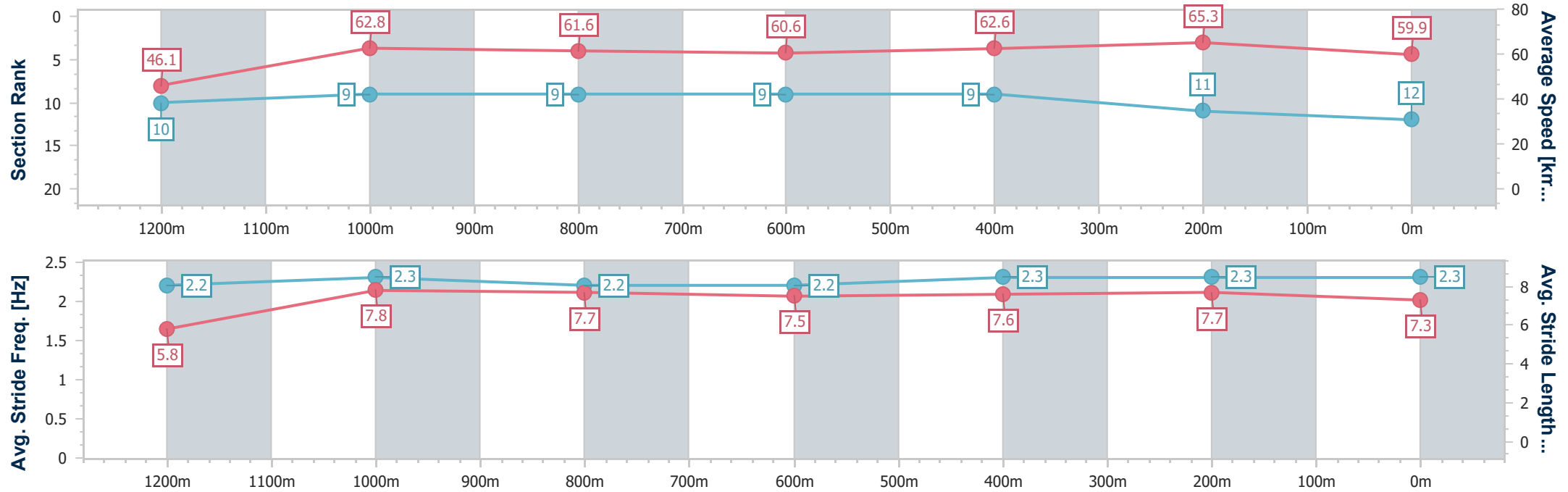


Doomben QLD Professional
Race 4: STRADBROKE SEASON BOOK NOW Maiden Plate -
1350m
26 February 2025 - 15:27
Track Rating: Good 3, Weather: Fine, Rail Position: +9m Entire



BRISBANE
RACING CLUB

Section	Overall	1200m	1000m	800m	600m	400m	200m						
Section Times	1:21.58 [12] (0:11.76)	1:09.82 [10] (0:11.46)	0:58.36 [9] (0:11.76)	0:46.60 [9] (0:11.93)	0:34.67 [9] (0:11.53)	0:23.14 [9] (0:11.11)	0:12.03 [11] (0:12.03)						
Average Speed [km/h]	46.1	62.8	61.6	60.6	62.6	65.3	59.9						
Top Speed [km/h]	63.1	63.8	63.0	61.9	65.0	66.0	64.3						
Avg. Dist. to Rail [m]	7.1	2.1	2.0	1.0	0.7	3.5	5.5						
Avg. Stride Freq. [Hz]	2.2	2.3	2.2	2.2	2.3	2.3	2.3						
Avg. Stride Length [m]	5.8	7.8	7.7	7.5	7.6	7.7	7.3						





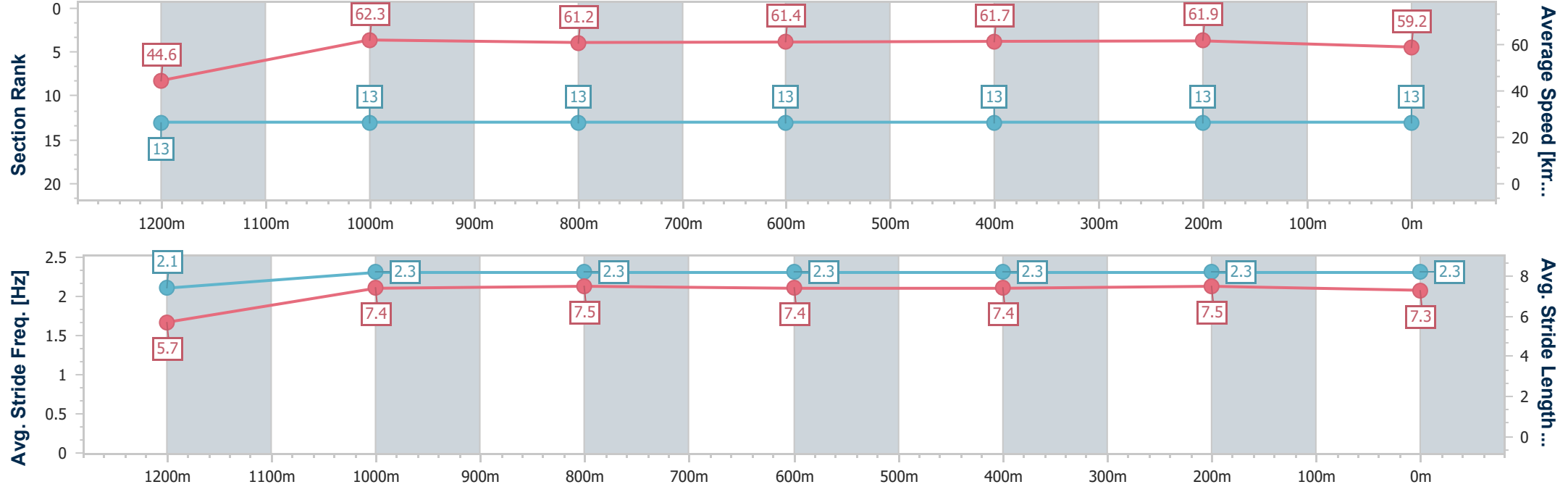
Horse/Jockey Name	Witheren Lass
Final Rank	13
Fastest Section Time (Section)	0:11.56 (1200m)
Top Speed [km/h] (Section)	65.3 (Overall)
Race State	Finished



Doomben QLD Professional
Race 4: STRADBROKE SEASON BOOK NOW Maiden Plate -
1350m
26 February 2025 - 15:27
Track Rating: Good 3, Weather: Fine, Rail Position: +9m Entire



Section	Overall	1200m	1000m	800m	600m	400m	200m						
Section Times	1:22.81 [13] (0:12.12)	1:10.69 [13] (0:11.56)	0:59.13 [13] (0:11.84)	0:47.29 [13] (0:11.77)	0:35.52 [13] (0:11.71)	0:23.81 [13] (0:11.61)	0:12.20 [13] (0:12.20)						
Average Speed [km/h]	44.6	62.3	61.2	61.4	61.7	61.9	59.2						
Top Speed [km/h]	65.3	64.4	63.6	63.0	62.4	62.5	61.0						
Avg. Dist. to Rail [m]	8.1	1.5	1.8	1.0	0.8	0.9	0.8						
Avg. Stride Freq. [Hz]	2.1	2.3	2.3	2.3	2.3	2.3	2.3						
Avg. Stride Length [m]	5.7	7.4	7.5	7.4	7.4	7.5	7.3						





Doomben QLD Professional

Race 5: XXXX GOLD BENCHMARK 70 Handicap - 1200m

26 February 2025 - 16:01



BRISBANE
RACING CLUB

Track Rating: Good 3, Weather: Fine, Rail Position: +9m Entire

Section						Overall	1000m	800m	600m	400m	200m	Last 600m			
Field Times						1:09.89 (0:13.36)	0:56.53 (0:10.95)	0:45.58 (0:11.47)	0:34.11 (0:11.48)	0:22.63 (0:11.03)	0:11.60 (0:11.60)	0:34.11			
Rank	TAB	Horse/Jockey	Barrier	Top Speed [km/h]	Fastest Section									Margin	Distance Travelled [m]
1	6	KEEP SAFE	4	66.5	0:10.95	1:09.89 [1]	0:56.51 [3]	0:45.32 [3]	0:33.85 [3]	0:22.55 [2]	0:11.60 [1]	1:09.89	0:33.85		
		Vlad Duric		400m	400m	(0:13.38)	(0:11.19)	(0:11.47)	(0:11.30)	(0:10.95)	(0:11.60)				
2	9	IMPENDOR	7	67.4	0:10.91	1:09.92 [2]	0:56.25 [7]	0:45.19 [7]	0:33.69 [7]	0:22.44 [4]	0:11.53 [2]	0.21L	0:33.69	+7	
		Damien Thornton		400m	400m	(0:13.67)	(0:11.06)	(0:11.50)	(0:11.25)	(0:10.91)	(0:11.53)				
3	2	SURFERS ROYALE	11	68.0	0:11.05	1:10.05 [3]	0:56.68 [2]	0:45.63 [2]	0:34.12 [2]	0:22.71 [3]	0:11.63 [3]	0.98L	0:34.12	-2	
		Cobi Vitler		1000m	1000m	(0:13.37)	(0:11.05)	(0:11.51)	(0:11.41)	(0:11.08)	(0:11.63)				
4	3	DAMO DAYZ	2	67.4	0:10.96	1:10.07 [4]	0:56.54 [5]	0:45.37 [5]	0:33.85 [6]	0:22.51 [6]	0:11.55 [5]	1.06L	0:33.85	+9	
		Jag Guthmann-Chester		400m	400m	(0:13.53)	(0:11.17)	(0:11.52)	(0:11.34)	(0:10.96)	(0:11.55)				
5	7	LION CLASS	9	67.5	0:10.86	1:10.11 [5]	0:56.09 [10]	0:44.85 [11]	0:33.51 [11]	0:22.19 [11]	0:11.33 [10]	1.33L	0:33.51	+3	
		Taylor Marshall		400m	400m	(0:14.02)	(0:11.24)	(0:11.34)	(0:11.32)	(0:10.86)	(0:11.33)				
6	8	NORTH OF ELI	6	67.3	0:10.84	1:10.16 [6]	0:56.43 [8]	0:45.24 [8]	0:33.91 [8]	0:22.48 [8]	0:11.64 [4]	1.6L	0:33.91	+7	
		Andrew Mallyon		400m	400m	(0:13.73)	(0:11.19)	(0:11.33)	(0:11.43)	(0:10.84)	(0:11.64)				
7	12	UNDER THE PALAIS	1	66.4	0:11.03	1:10.39 [7]	0:56.81 [6]	0:45.67 [6]	0:34.28 [5]	0:22.78 [7]	0:11.75 [7]	2.95L	0:34.28	+0	
		Jackson Murphy		400m	400m	(0:13.58)	(0:11.14)	(0:11.39)	(0:11.50)	(0:11.03)	(0:11.75)				
8	5	GALAXY GENERAL	3	66.9	0:11.13	1:10.69 [8]	0:57.22 [4]	0:46.09 [4]	0:34.58 [4]	0:23.19 [5]	0:12.01 [8]	4.7L	0:34.58	-3	
		Georgina Cartwright		1000m	1000m	(0:13.47)	(0:11.13)	(0:11.51)	(0:11.39)	(0:11.18)	(0:12.01)				
9	1	BUGALUGS	5	67.5	0:10.95	1:10.75 [9]	0:57.39 [1]	0:46.44 [1]	0:34.97 [1]	0:23.49 [1]	0:12.22 [6]	5.1L	0:34.97	-4	
		Courtney Bellamy		1000m	1000m	(0:13.36)	(0:10.95)	(0:11.47)	(0:11.48)	(0:11.27)	(0:12.22)				
10	4	BAD EDUCATION	10	67.0	0:10.95	1:10.87 [10]	0:56.78 [11]	0:45.83 [9]	0:34.42 [10]	0:23.07 [9]	0:12.09 [9]	5.76L	0:34.42	-1	
		Nikita Beriman		1000m	1000m	(0:14.09)	(0:10.95)	(0:11.41)	(0:11.35)	(0:10.98)	(0:12.09)				

Scratched: Untouchable Legend (#11)

Report Created: Wed 26 February 2025 16:56 GMT (Note: Timing is based on position data)

Page 1/13

[] Ranking at each section and finish
-:-:- No data available at this section
NA No data available

SCN Saddle cloth number
DNF Did not finish
DNT Did not track

data processed by  TRIPLESDATA



Doomben QLD Professional
Race 5: XXXX GOLD BENCHMARK 70 Handicap - 1200m
26 February 2025 - 16:01



Track Rating: Good 3, Weather: Fine, Rail Position: +9m Entire

Section						Overall	1000m	800m	600m	400m	200m	Last 600m		
Field Times						1:09.89 (0:13.36)	0:56.53 (0:10.95)	0:45.58 (0:11.47)	0:34.11 (0:11.48)	0:22.63 (0:11.03)	0:11.60 (0:11.60)	0:34.11		
Rank	TAB	Horse/Jockey	Barrier	Top Speed [km/h]	Fastest Section							Margin	Distance Travelled [m]	
11	10	CRACKER ESSGEE	8	65.3	0:11.24	1:11.90 [11]	0:58.09 [9]	0:46.75 [10]	0:35.51 [9]	0:24.06 [10]	0:12.65 [11]	11.83L	0:35.51	+6
		Bailey Wheeler		800m	800m	(0:13.81)	(0:11.34)	(0:11.24)	(0:11.45)	(0:11.41)	(0:12.65)			

Scratched: Untouchable Legend (#11)



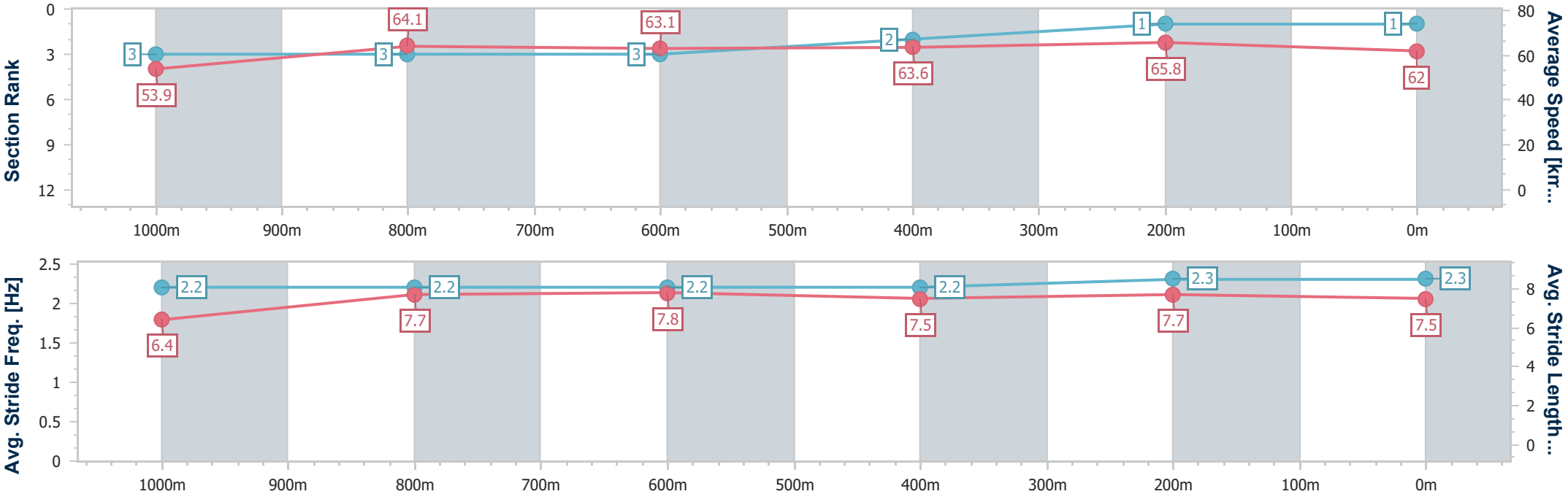
Horse/Jockey Name	Keep Safe
Final Rank	1
Fastest Section Time (Section)	0:10.95 (400m)
Top Speed [km/h] (Section)	66.5 (400m)
Race State	Finished



Doomben QLD Professional
Race 5: XXXX GOLD BENCHMARK 70 Handicap - 1200m
26 February 2025 - 16:01
Track Rating: Good 3, Weather: Fine, Rail Position: +9m Entire



Section	Overall	1000m	800m	600m	400m	200m							
Section Times	1:09.89 [1] (0:13.38)	0:56.51 [3] (0:11.19)	0:45.32 [3] (0:11.47)	0:33.85 [3] (0:11.30)	0:22.55 [2] (0:10.95)	0:11.60 [1] (0:11.60)							
Average Speed [km/h]	53.9	64.1	63.1	63.6	65.8	62.0							
Top Speed [km/h]	64.9	65.4	63.6	64.8	66.5	64.9							
Avg. Dist. to Rail [m]	2.7	0.7	0.2	0.4	2.2	5.6							
Avg. Stride Freq. [Hz]	2.2	2.2	2.2	2.2	2.3	2.3							
Avg. Stride Length [m]	6.4	7.7	7.8	7.5	7.7	7.5							



[] Ranking at each section and finish
-.-.- No data available at this section
NA No data available



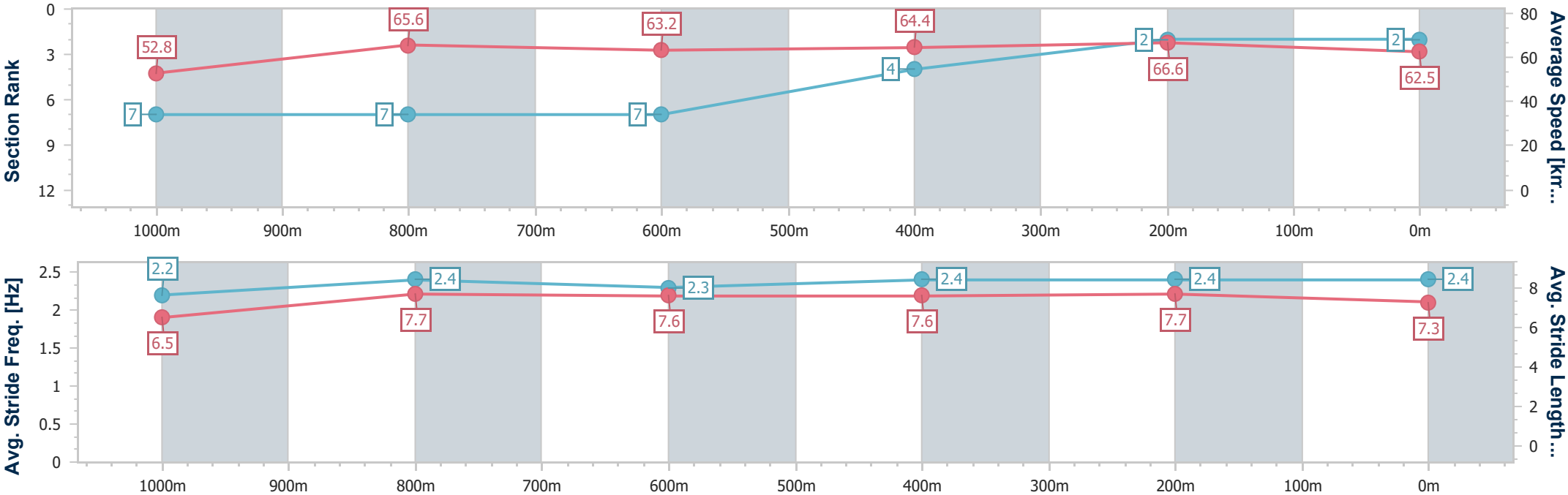
Horse/Jockey Name	Impendor
Final Rank	2
Fastest Section Time (Section)	0:10.91 (400m)
Top Speed [km/h] (Section)	67.4 (400m)
Race State	Finished



Doomben QLD Professional
Race 5: XXXX GOLD BENCHMARK 70 Handicap - 1200m
26 February 2025 - 16:01
Track Rating: Good 3, Weather: Fine, Rail Position: +9m Entire



Section	Overall	1000m	800m	600m	400m	200m							
Section Times	1:09.92 [2] (0:13.67)	0:56.25 [7] (0:11.06)	0:45.19 [7] (0:11.50)	0:33.69 [7] (0:11.25)	0:22.44 [4] (0:10.91)	0:11.53 [2] (0:11.53)							
Average Speed [km/h]	52.8	65.6	63.2	64.4	66.6	62.5							
Top Speed [km/h]	66.1	66.7	64.3	65.8	67.4	65.2							
Avg. Dist. to Rail [m]	4.7	1.8	2.3	1.8	3.5	5.7							
Avg. Stride Freq. [Hz]	2.2	2.4	2.3	2.4	2.4	2.4							
Avg. Stride Length [m]	6.5	7.7	7.6	7.6	7.7	7.3							





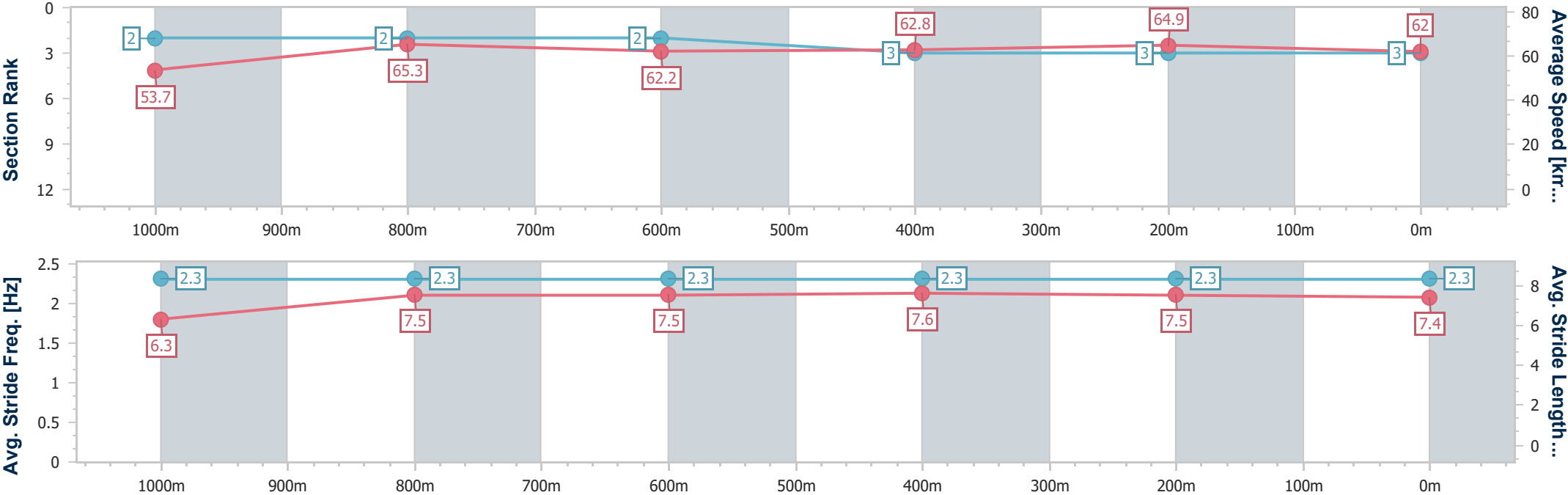
Horse/Jockey Name	Surfers Royale
Final Rank	3
Fastest Section Time (Section)	0:11.05 (1000m)
Top Speed [km/h] (Section)	68.0 (1000m)
Race State	Finished



Doomben QLD Professional
Race 5: XXXX GOLD BENCHMARK 70 Handicap - 1200m
26 February 2025 - 16:01
Track Rating: Good 3, Weather: Fine, Rail Position: +9m Entire



Section	Overall	1000m	800m	600m	400m	200m							
Section Times	1:10.05 [3] (0:13.37)	0:56.68 [2] (0:11.05)	0:45.63 [2] (0:11.51)	0:34.12 [2] (0:11.41)	0:22.71 [3] (0:11.08)	0:11.63 [3] (0:11.63)							
Average Speed [km/h]	53.7	65.3	62.2	62.8	64.9	62.0							
Top Speed [km/h]	68.0	68.0	62.9	63.7	65.9	64.7							
Avg. Dist. to Rail [m]	8.0	1.3	0.6	0.8	1.5	3.9							
Avg. Stride Freq. [Hz]	2.3	2.3	2.3	2.3	2.3	2.3							
Avg. Stride Length [m]	6.3	7.5	7.5	7.6	7.5	7.4							



[] Ranking at each section and finish
-.-.- No data available at this section
NA No data available



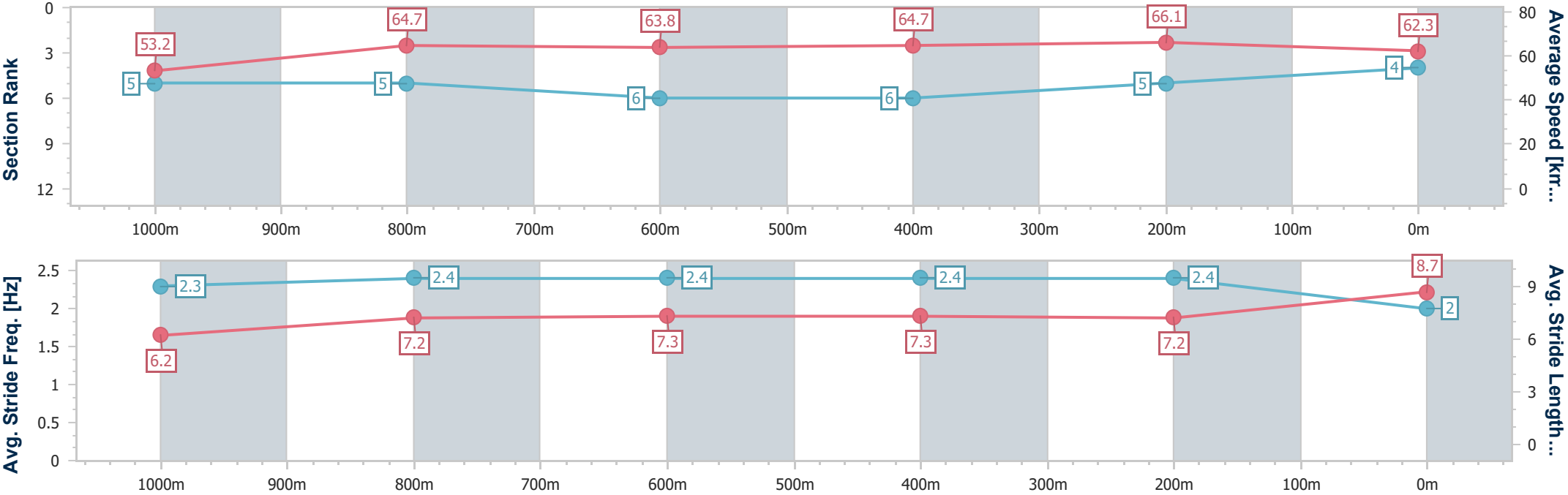
Horse/Jockey Name	Damo Dayz
Final Rank	4
Fastest Section Time (Section)	0:10.96 (400m)
Top Speed [km/h] (Section)	67.4 (400m)
Race State	Finished



Doomben QLD Professional
Race 5: XXXX GOLD BENCHMARK 70 Handicap - 1200m
26 February 2025 - 16:01
Track Rating: Good 3, Weather: Fine, Rail Position: +9m Entire



Section	Overall	1000m	800m	600m	400m	200m							
Section Times	1:10.07 [4] (0:13.53)	0:56.54 [5] (0:11.17)	0:45.37 [5] (0:11.52)	0:33.85 [6] (0:11.34)	0:22.51 [6] (0:10.96)	0:11.55 [5] (0:11.55)							
Average Speed [km/h]	53.2	64.7	63.8	64.7	66.1	62.3							
Top Speed [km/h]	66.1	65.9	64.1	67.3	67.4	64.4							
Avg. Dist. to Rail [m]	1.1	1.8	4.0	3.2	4.9	8.2							
Avg. Stride Freq. [Hz]	2.3	2.4	2.4	2.4	2.4	2.0							
Avg. Stride Length [m]	6.2	7.2	7.3	7.3	7.2	8.7							



[] Ranking at each section and finish
- - - - No data available at this section
NA No data available



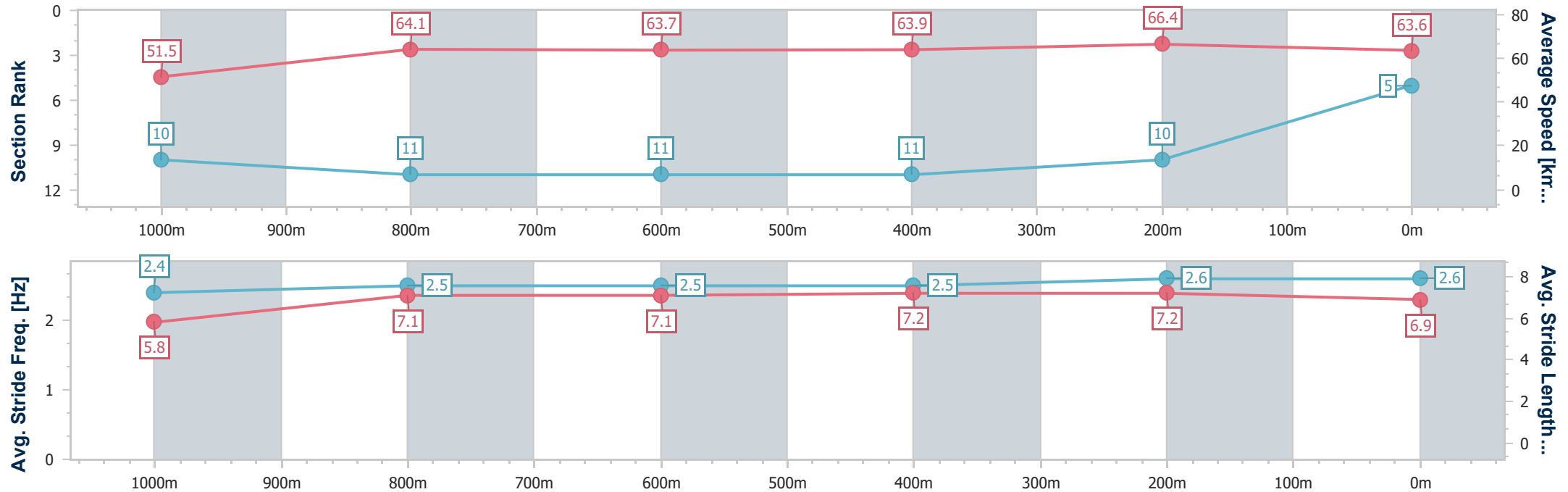
Horse/Jockey Name	Lion Class
Final Rank	5
Fastest Section Time (Section)	0:10.86 (400m)
Top Speed [km/h] (Section)	67.5 (400m)
Race State	Finished



Doomben QLD Professional
Race 5: XXXX GOLD BENCHMARK 70 Handicap - 1200m
26 February 2025 - 16:01
Track Rating: Good 3, Weather: Fine, Rail Position: +9m Entire



Section	Overall	1000m	800m	600m	400m	200m							
Section Times	1:10.11 [5] (0:14.02)	0:56.09 [10] (0:11.24)	0:44.85 [11] (0:11.34)	0:33.51 [11] (0:11.32)	0:22.19 [11] (0:10.86)	0:11.33 [10] (0:11.33)							
Average Speed [km/h]	51.5	64.1	63.7	63.9	66.4	63.6							
Top Speed [km/h]	64.7	65.1	64.9	65.7	67.5	66.6							
Avg. Dist. to Rail [m]	6.8	1.9	0.7	0.4	3.0	6.9							
Avg. Stride Freq. [Hz]	2.4	2.5	2.5	2.5	2.6	2.6							
Avg. Stride Length [m]	5.8	7.1	7.1	7.2	7.2	6.9							



[] Ranking at each section and finish
- - - - No data available at this section
NA No data available



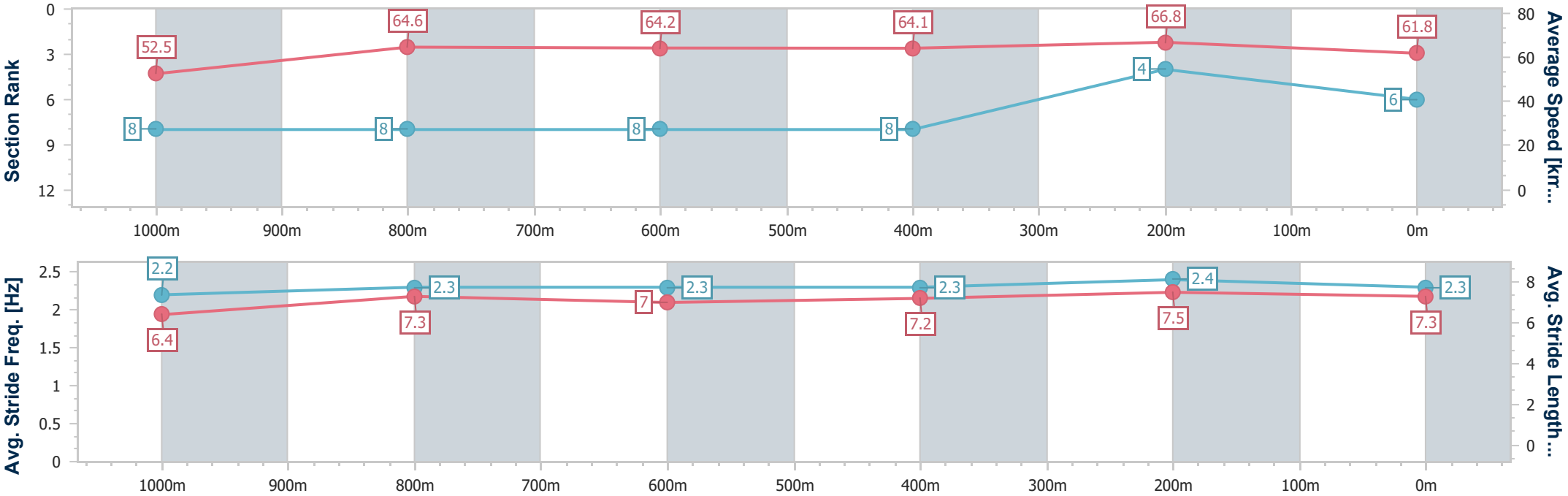
Horse/Jockey Name	North Of Eli
Final Rank	6
Fastest Section Time (Section)	0:10.84 (400m)
Top Speed [km/h] (Section)	67.3 (400m)
Race State	Finished



Doomben QLD Professional
Race 5: XXXX GOLD BENCHMARK 70 Handicap - 1200m
26 February 2025 - 16:01
Track Rating: Good 3, Weather: Fine, Rail Position: +9m Entire



Section	Overall	1000m	800m	600m	400m	200m							
Section Times	1:10.16 [6] (0:13.73)	0:56.43 [8] (0:11.19)	0:45.24 [8] (0:11.33)	0:33.91 [8] (0:11.43)	0:22.48 [8] (0:10.84)	0:11.64 [4] (0:11.64)							
Average Speed [km/h]	52.5	64.6	64.2	64.1	66.8	61.8							
Top Speed [km/h]	64.4	64.9	64.9	65.4	67.3	65.9							
Avg. Dist. to Rail [m]	3.3	1.1	2.1	2.8	4.2	7.3							
Avg. Stride Freq. [Hz]	2.2	2.3	2.3	2.3	2.4	2.3							
Avg. Stride Length [m]	6.4	7.3	7.0	7.2	7.5	7.3							



[] Ranking at each section and finish
-.-.- No data available at this section
NA No data available



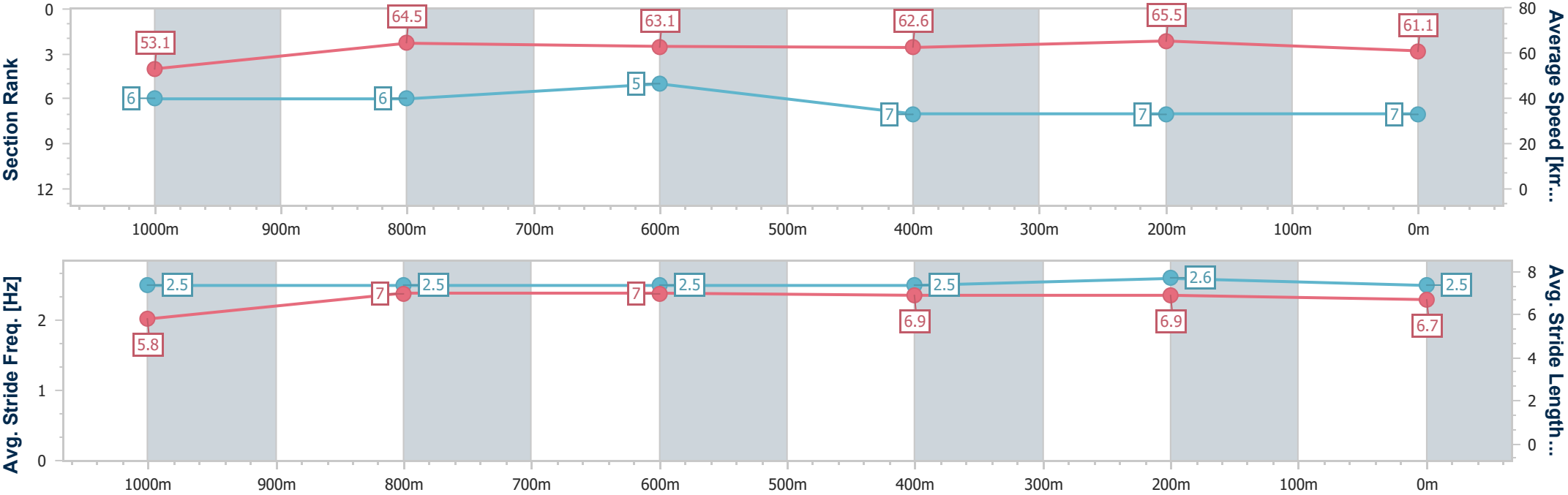
Horse/Jockey Name	Under The Palais
Final Rank	7
Fastest Section Time (Section)	0:11.03 (400m)
Top Speed [km/h] (Section)	66.4 (400m)
Race State	Finished



Doomben QLD Professional
Race 5: XXXX GOLD BENCHMARK 70 Handicap - 1200m
26 February 2025 - 16:01
Track Rating: Good 3, Weather: Fine, Rail Position: +9m Entire



Section	Overall	1000m	800m	600m	400m	200m							
Section Times	1:10.39 [7] (0:13.58)	0:56.81 [6] (0:11.14)	0:45.67 [6] (0:11.39)	0:34.28 [5] (0:11.50)	0:22.78 [7] (0:11.03)	0:11.75 [7] (0:11.75)							
Average Speed [km/h]	53.1	64.5	63.1	62.6	65.5	61.1							
Top Speed [km/h]	66.3	65.6	63.5	64.8	66.4	64.9							
Avg. Dist. to Rail [m]	0.6	0.4	0.3	0.4	0.8	1.5							
Avg. Stride Freq. [Hz]	2.5	2.5	2.5	2.5	2.6	2.5							
Avg. Stride Length [m]	5.8	7.0	7.0	6.9	6.9	6.7							





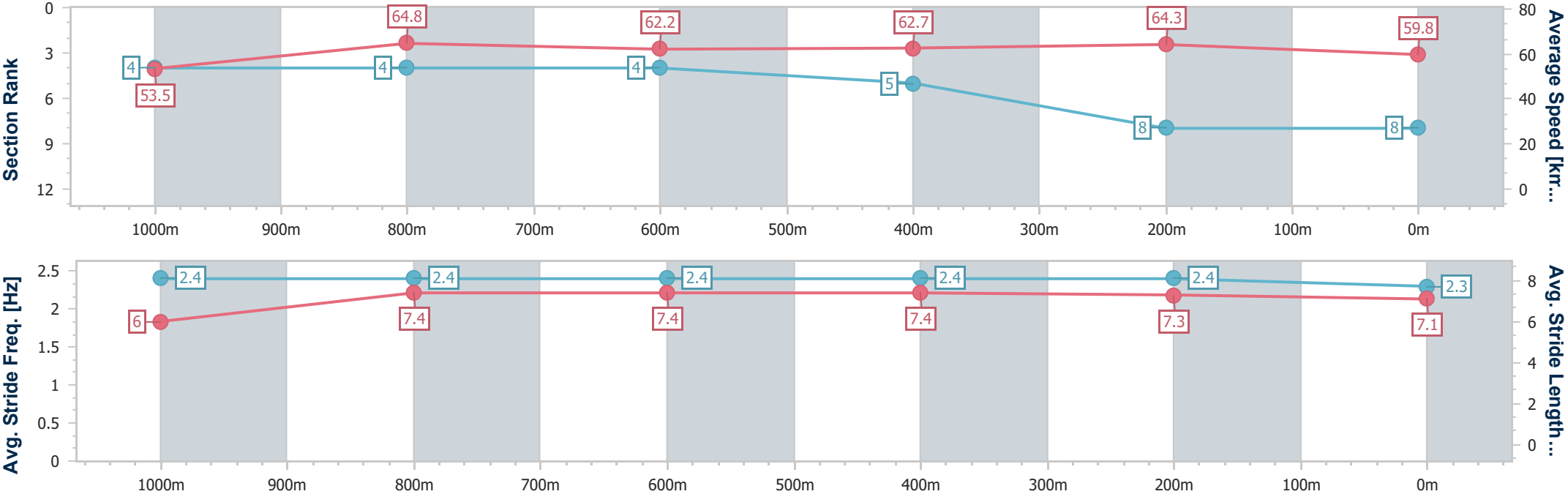
Horse/Jockey Name	Galaxy General
Final Rank	8
Fastest Section Time (Section)	0:11.13 (1000m)
Top Speed [km/h] (Section)	66.9 (1000m)
Race State	Finished



Doomben QLD Professional
Race 5: XXXX GOLD BENCHMARK 70 Handicap - 1200m
26 February 2025 - 16:01
Track Rating: Good 3, Weather: Fine, Rail Position: +9m Entire



Section	Overall	1000m	800m	600m	400m	200m							
Section Times	1:10.69 [8] (0:13.47)	0:57.22 [4] (0:11.13)	0:46.09 [4] (0:11.51)	0:34.58 [4] (0:11.39)	0:23.19 [5] (0:11.18)	0:12.01 [8] (0:12.01)							
Average Speed [km/h]	53.5	64.8	62.2	62.7	64.3	59.8							
Top Speed [km/h]	66.1	66.9	63.7	64.2	65.5	62.6							
Avg. Dist. to Rail [m]	1.8	0.7	0.9	1.0	1.2	1.2							
Avg. Stride Freq. [Hz]	2.4	2.4	2.4	2.4	2.4	2.3							
Avg. Stride Length [m]	6.0	7.4	7.4	7.4	7.3	7.1							





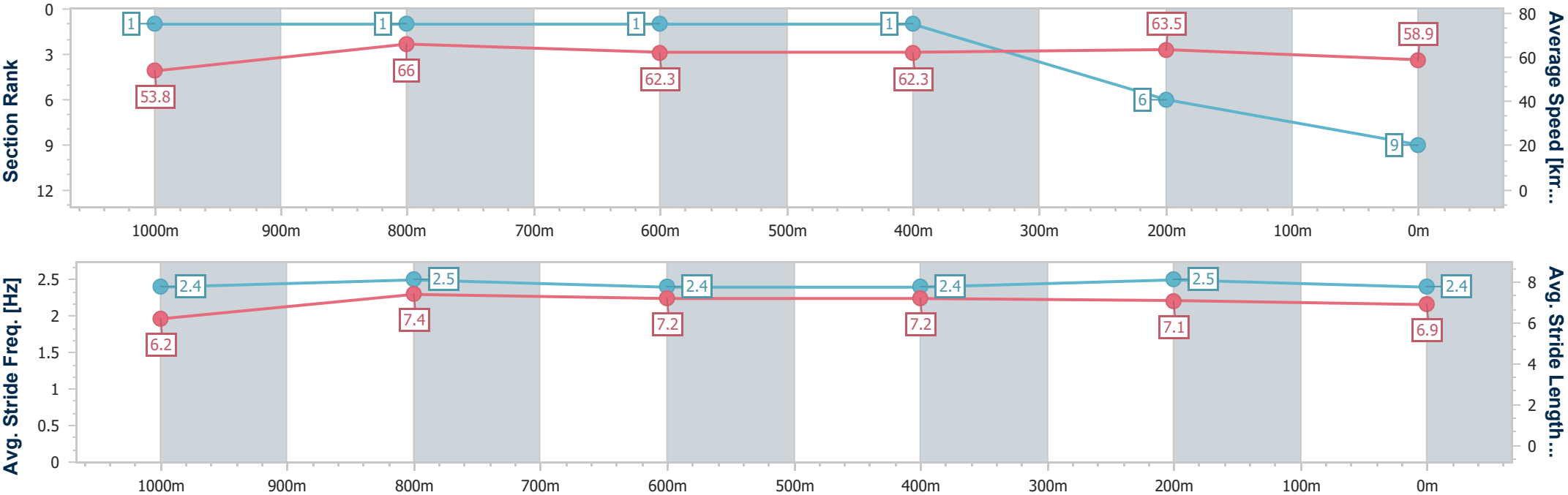
Horse/Jockey Name	Bugalugs
Final Rank	9
Fastest Section Time (Section)	0:10.95 (1000m)
Top Speed [km/h] (Section)	67.5 (1000m)
Race State	Finished



Doomben QLD Professional
Race 5: XXXX GOLD BENCHMARK 70 Handicap - 1200m
26 February 2025 - 16:01
Track Rating: Good 3, Weather: Fine, Rail Position: +9m Entire



Section	Overall	1000m	800m	600m	400m	200m							
Section Times	1:10.75 [9] (0:13.36)	0:57.39 [1] (0:10.95)	0:46.44 [1] (0:11.47)	0:34.97 [1] (0:11.48)	0:23.49 [1] (0:11.27)	0:12.22 [6] (0:12.22)							
Average Speed [km/h]	53.8	66.0	62.3	62.3	63.5	58.9							
Top Speed [km/h]	67.5	67.5	64.0	64.2	65.0	61.8							
Avg. Dist. to Rail [m]	3.5	1.2	1.1	1.4	1.5	1.1							
Avg. Stride Freq. [Hz]	2.4	2.5	2.4	2.4	2.5	2.4							
Avg. Stride Length [m]	6.2	7.4	7.2	7.2	7.1	6.9							





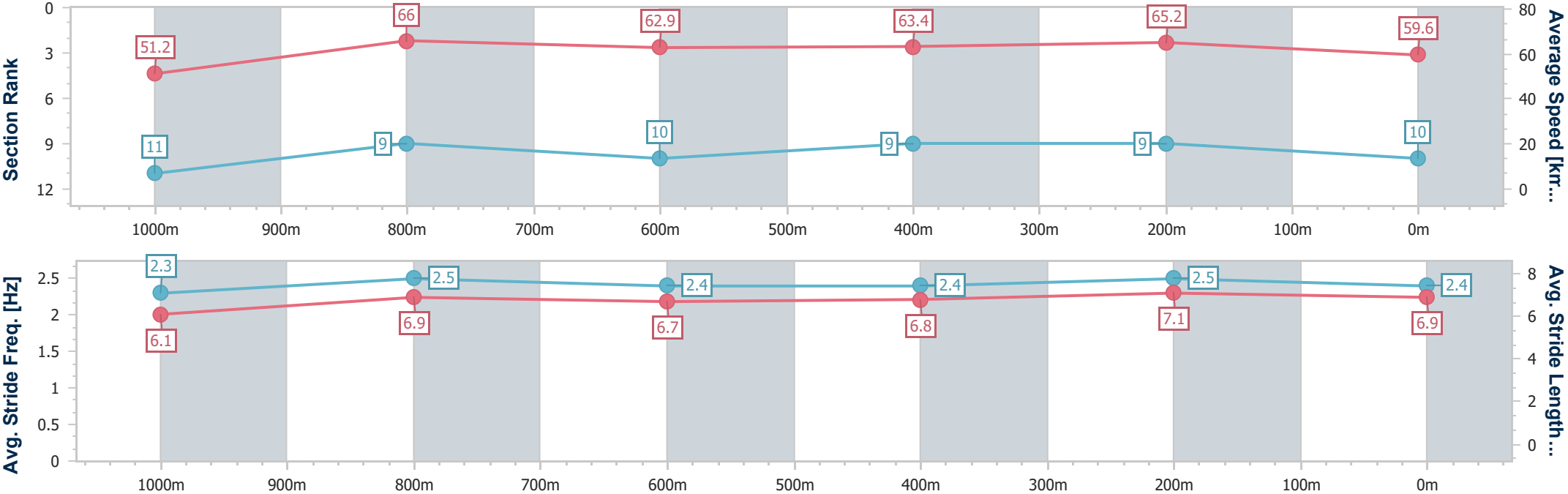
Horse/Jockey Name	Bad Education
Final Rank	10
Fastest Section Time (Section)	0:10.95 (1000m)
Top Speed [km/h] (Section)	67.0 (1000m)
Race State	Finished



Doomben QLD Professional
Race 5: XXXX GOLD BENCHMARK 70 Handicap - 1200m
26 February 2025 - 16:01
Track Rating: Good 3, Weather: Fine, Rail Position: +9m Entire



Section	Overall	1000m	800m	600m	400m	200m							
Section Times	1:10.87 [10] (0:14.09)	0:56.78 [11] (0:10.95)	0:45.83 [9] (0:11.41)	0:34.42 [10] (0:11.35)	0:23.07 [9] (0:10.98)	0:12.09 [9] (0:12.09)							
Average Speed [km/h]	51.2	66.0	62.9	63.4	65.2	59.6							
Top Speed [km/h]	65.6	67.0	65.4	65.3	66.3	63.8							
Avg. Dist. to Rail [m]	6.9	0.6	0.4	0.6	1.0	0.8							
Avg. Stride Freq. [Hz]	2.3	2.5	2.4	2.4	2.5	2.4							
Avg. Stride Length [m]	6.1	6.9	6.7	6.8	7.1	6.9							



[] Ranking at each section and finish
-.-.- No data available at this section
NA No data available



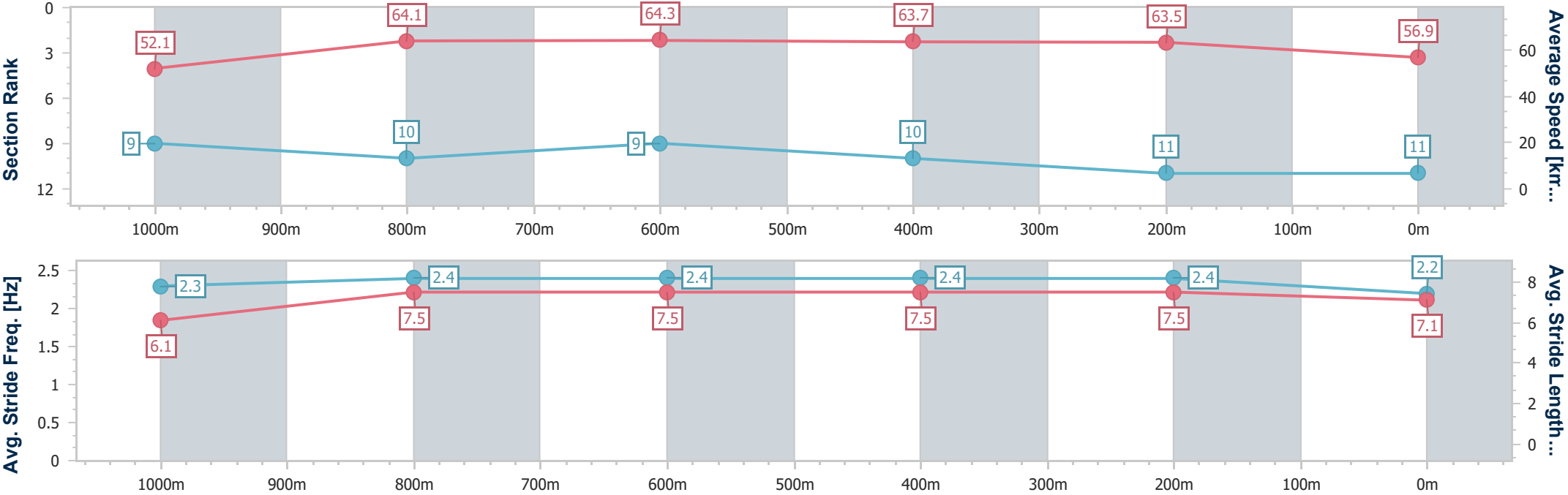
Horse/Jockey Name	Cracker Essgee
Final Rank	11
Fastest Section Time (Section)	0:11.24 (800m)
Top Speed [km/h] (Section)	65.3 (800m)
Race State	Finished



Doomben QLD Professional
Race 5: XXXX GOLD BENCHMARK 70 Handicap - 1200m
26 February 2025 - 16:01
Track Rating: Good 3, Weather: Fine, Rail Position: +9m Entire



Section	Overall	1000m	800m	600m	400m	200m							
Section Times	1:11.90 [11] (0:13.81)	0:58.09 [9] (0:11.34)	0:46.75 [10] (0:11.24)	0:35.51 [9] (0:11.45)	0:24.06 [10] (0:11.41)	0:12.65 [11] (0:12.65)							
Average Speed [km/h]	52.1	64.1	64.3	63.7	63.5	56.9							
Top Speed [km/h]	64.0	65.0	65.3	64.4	64.6	62.4							
Avg. Dist. to Rail [m]	6.7	3.1	1.3	2.2	3.4	1.3							
Avg. Stride Freq. [Hz]	2.3	2.4	2.4	2.4	2.4	2.2							
Avg. Stride Length [m]	6.1	7.5	7.5	7.5	7.5	7.1							





Doomben QLD Professional
Race 6: SKY RACING Class 4 Handicap - 1350m
26 February 2025 - 16:36



Track Rating: Good 3, Weather: Fine, Rail Position: +9m Entire

Section						Overall	1200m	1000m	800m	600m	400m	Last 600m	
Field Times						1:19.61 (0:10.98)	1:08.63 (0:10.65)	0:57.98 (0:11.24)	0:46.74 (0:11.92)	0:34.82 (0:11.72)	0:23.10 (0:11.26)	0:34.82	
Rank	TAB	Horse/Jockey	Barrier	Top Speed [km/h]	Fastest Section								Distance Travelled [m]
1	6	CHIEF WITNESS	1	68.4	0:10.70	1:19.61 [1]	1:08.38 [6]	0:57.68 [4]	0:46.15 [5]	0:34.39 [6]	0:22.78 [6]	0:34.39	
		Siobhan Rutledge		1200m	1200m	(0:11.23)	(0:10.70)	(0:11.53)	(0:11.76)	(0:11.61)	(0:11.17)		
2	2	TREPORTI	7	68.2	0:10.86	1:19.69 [2]	1:08.47 [5]	0:57.61 [6]	0:46.19 [6]	0:34.64 [3]	0:23.05 [4]	0:34.64 +2	
		Emily Lang		1200m	1200m	(0:11.22)	(0:10.86)	(0:11.42)	(0:11.55)	(0:11.59)	(0:11.39)		
3	4	DEMON DARB	6	69.1	0:10.59	1:19.71 [3]	1:08.66 [3]	0:58.07 [2]	0:46.67 [2]	0:34.60 [5]	0:23.07 [3]	0:34.60 +0	
		Bailey Wheeler		1200m	1200m	(0:11.05)	(0:10.59)	(0:11.40)	(0:12.07)	(0:11.53)	(0:11.13)		
4	10	FAST LADY	10	66.8	0:10.95	1:19.74 [4]	1:08.11 [9]	0:57.16 [9]	0:45.83 [10]	0:34.10 [9]	0:22.60 [9]	0:34.10 +2	
		Samantha Collett		1000m	1200m	(0:11.63)	(0:10.95)	(0:11.33)	(0:11.73)	(0:11.50)	(0:10.98)		
5	9	SMART AS SMART	9	67.5	0:10.87	1:19.75 [5]	1:08.03 [10]	0:57.16 [10]	0:45.85 [9]	0:34.06 [10]	0:22.57 [10]	0:34.06 -5	
		Andrew Mallyon		1200m	1200m	(0:11.72)	(0:10.87)	(0:11.31)	(0:11.79)	(0:11.49)	(0:10.93)		
6	11	BECAMO	5	68.3	0:10.64	1:19.87 [6]	1:08.88 [2]	0:58.24 [1]	0:47.00 [1]	0:35.08 [1]	0:23.36 [1]	0:35.08 -1	
		Ron Stewart		1200m	1200m	(0:10.99)	(0:10.64)	(0:11.24)	(0:11.92)	(0:11.72)	(0:11.36)		
7	1	CACOFONIX	8	69.0	0:10.68	1:20.00 [7]	1:08.38 [8]	0:57.70 [8]	0:46.22 [8]	0:34.57 [8]	0:23.00 [8]	0:34.57 +0	
		Kyle Wilson-Taylor		1200m	1200m	(0:11.62)	(0:10.68)	(0:11.48)	(0:11.65)	(0:11.57)	(0:11.22)		
8	3	CAN'T GETWHATIWANT	2	66.8	0:10.93	1:20.01 [8]	1:08.76 [7]	0:57.83 [7]	0:46.38 [7]	0:34.73 [7]	0:23.16 [7]	0:34.73 +3	
		Georgina Cartwright		1200m	1200m	(0:11.25)	(0:10.93)	(0:11.45)	(0:11.65)	(0:11.57)	(0:11.39)		
9	5	DIDDLEY SQUAT	3	68.7	0:10.71	1:20.03 [9]	1:09.05 [1]	0:58.34 [3]	0:46.96 [3]	0:35.11 [2]	0:23.40 [2]	0:35.11 +2	
		Cejay Graham		1200m	1200m	(0:10.98)	(0:10.71)	(0:11.38)	(0:11.85)	(0:11.71)	(0:11.44)		
10	7	SPILL THE SECRET	4	67.7	0:10.83	1:20.32 [10]	1:09.14 [4]	0:58.31 [5]	0:46.94 [4]	0:35.26 [4]	0:23.66 [5]	0:35.26 +3	
		Anthony Allen		1200m	1200m	(0:11.18)	(0:10.83)	(0:11.37)	(0:11.68)	(0:11.60)	(0:11.42)		

Scratched: Outsmarted (#8), Nickelback (#12)



Doomben QLD Professional
Race 6: SKY RACING Class 4 Handicap - 1350m
26 February 2025 - 16:36



Track Rating: Good 3, Weather: Fine, Rail Position: +9m Entire

Section Field Times				200m 0:11.84 (0:11.84)		Last 600m 0:34.82			
Rank	TAB	Horse/Jockey	Barrier	Top Speed [km/h]	Fastest Section	Margin			Distance Travelled [m]
1	6	CHIEF WITNESS	1	68.4	0:10.70	0:11.61 [3]	1:19.61		0:34.39
		Siobhan Rutledge		1200m	1200m	(0:11.61)			
2	2	TREPORTI	7	68.2	0:10.86	0:11.66 [4]	0.47L		0:34.64 +2
		Emily Lang		1200m	1200m	(0:11.66)			
3	4	DEMON DARB	6	69.1	0:10.59	0:11.94 [1]	0.57L		0:34.60 +0
		Bailey Wheeler		1200m	1200m	(0:11.94)			
4	10	FAST LADY	10	66.8	0:10.95	0:11.62 [8]	0.8L		0:34.10 +2
		Samantha Collett		1000m	1200m	(0:11.62)			
5	9	SMART AS SMART	9	67.5	0:10.87	0:11.64 [7]	0.83L		0:34.06 -5
		Andrew Mallyon		1200m	1200m	(0:11.64)			
6	11	BECAMO	5	68.3	0:10.64	0:12.00 [2]	1.51L		0:35.08 -1
		Ron Stewart		1200m	1200m	(0:12.00)			
7	1	CACOFONIX	8	69.0	0:10.68	0:11.78 [9]	2.32L		0:34.57 +0
		Kyle Wilson-Taylor		1200m	1200m	(0:11.78)			
8	3	CAN'T GETWHATIWANT	2	66.8	0:10.93	0:11.77 [10]	2.39L		0:34.73 +3
		Georgina Cartwright		1200m	1200m	(0:11.77)			
9	5	DIDDLEY SQUAT	3	68.7	0:10.71	0:11.96 [5]	2.51L		0:35.11 +2
		Cejay Graham		1200m	1200m	(0:11.96)			
10	7	SPILL THE SECRET	4	67.7	0:10.83	0:12.24 [6]	4.19L		0:35.26 +3
		Anthony Allen		1200m	1200m	(0:12.24)			

Scratched: Outsmarted (#8), Nickelback (#12)

Report Created: Wed 26 February 2025 17:20 GMT (Note: Timing is based on position data)

Page 2/12

[] Ranking at each section and finish
-:-:- No data available at this section
NA No data available

SCN Saddle cloth number
DNF Did not finish
DNT Did not track

data processed by  TRIPLESDATA



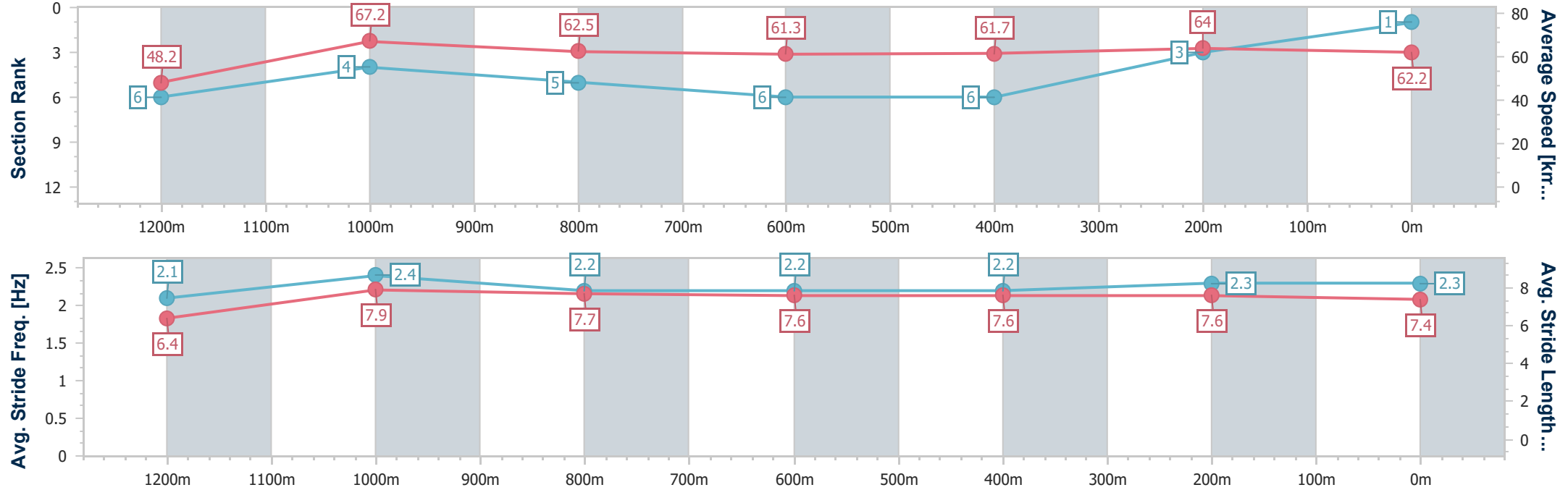
Horse/Jockey Name	Chief Witness
Final Rank	1
Fastest Section Time (Section)	0:10.70 (1200m)
Top Speed [km/h] (Section)	68.4 (1200m)
Race State	Finished



Doomben QLD Professional
Race 6: SKY RACING Class 4 Handicap - 1350m
26 February 2025 - 16:36
Track Rating: Good 3, Weather: Fine, Rail Position: +9m Entire



Section	Overall	1200m	1000m	800m	600m	400m	200m						
Section Times	1:19.61 [1] (0:11.23)	1:08.38 [6] (0:10.70)	0:57.68 [4] (0:11.53)	0:46.15 [5] (0:11.76)	0:34.39 [6] (0:11.61)	0:22.78 [6] (0:11.17)	0:11.61 [3] (0:11.61)						
Average Speed [km/h]	48.2	67.2	62.5	61.3	61.7	64.0	62.2						
Top Speed [km/h]	65.5	68.4	65.5	62.3	63.0	64.9	64.2						
Avg. Dist. to Rail [m]	1.1	0.3	0.8	0.4	1.6	1.3	1.1						
Avg. Stride Freq. [Hz]	2.1	2.4	2.2	2.2	2.2	2.3	2.3						
Avg. Stride Length [m]	6.4	7.9	7.7	7.6	7.6	7.6	7.4						



[] Ranking at each section and finish
-.-.- No data available at this section
NA No data available



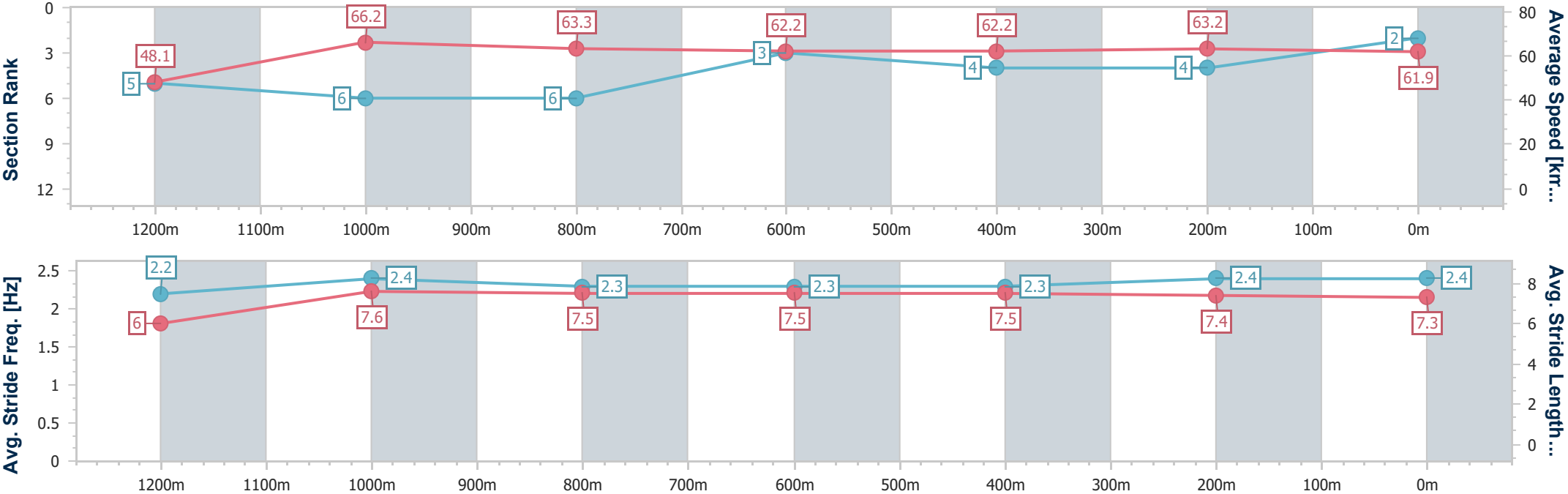
Horse/Jockey Name	Treporti
Final Rank	2
Fastest Section Time (Section)	0:10.86 (1200m)
Top Speed [km/h] (Section)	68.2 (1200m)
Race State	Finished



Doomben QLD Professional
Race 6: SKY RACING Class 4 Handicap - 1350m
26 February 2025 - 16:36
Track Rating: Good 3, Weather: Fine, Rail Position: +9m Entire



Section	Overall	1200m	1000m	800m	600m	400m	200m						
Section Times	1:19.69 [2] (0:11.22)	1:08.47 [5] (0:10.86)	0:57.61 [6] (0:11.42)	0:46.19 [6] (0:11.55)	0:34.64 [3] (0:11.59)	0:23.05 [4] (0:11.39)	0:11.66 [4] (0:11.66)						
Average Speed [km/h]	48.1	66.2	63.3	62.2	62.2	63.2	61.9						
Top Speed [km/h]	67.2	68.2	66.0	62.6	63.7	64.3	63.9						
Avg. Dist. to Rail [m]	6.3	4.1	1.6	0.4	0.4	2.0	3.1						
Avg. Stride Freq. [Hz]	2.2	2.4	2.3	2.3	2.3	2.4	2.4						
Avg. Stride Length [m]	6.0	7.6	7.5	7.5	7.5	7.4	7.3						



[] Ranking at each section and finish
-.-.- No data available at this section
NA No data available



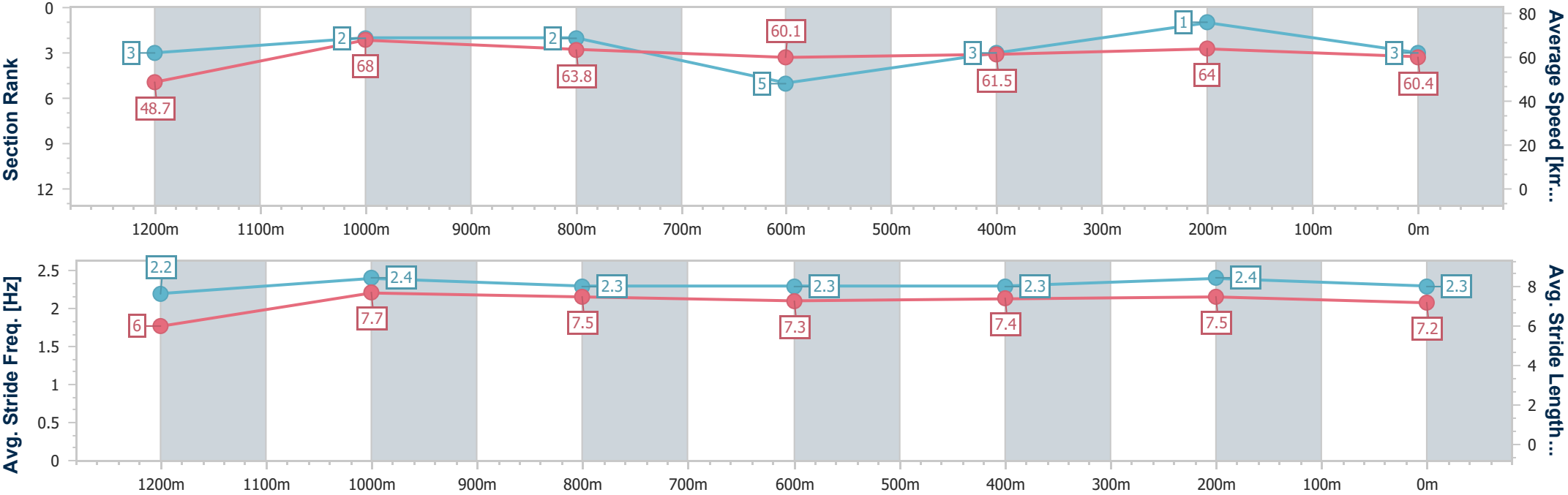
Horse/Jockey Name	Demon Darb
Final Rank	3
Fastest Section Time (Section)	0:10.59 (1200m)
Top Speed [km/h] (Section)	69.1 (1200m)
Race State	Finished



Doomben QLD Professional
Race 6: SKY RACING Class 4 Handicap - 1350m
26 February 2025 - 16:36
Track Rating: Good 3, Weather: Fine, Rail Position: +9m Entire



Section	Overall	1200m	1000m	800m	600m	400m	200m						
Section Times	1:19.71 [3] (0:11.05)	1:08.66 [3] (0:10.59)	0:58.07 [2] (0:11.40)	0:46.67 [2] (0:12.07)	0:34.60 [5] (0:11.53)	0:23.07 [3] (0:11.13)	0:11.94 [1] (0:11.94)						
Average Speed [km/h]	48.7	68.0	63.8	60.1	61.5	64.0	60.4						
Top Speed [km/h]	66.6	69.1	67.2	61.0	62.3	64.7	63.9						
Avg. Dist. to Rail [m]	5.2	3.7	3.2	1.9	2.7	4.5	2.5						
Avg. Stride Freq. [Hz]	2.2	2.4	2.3	2.3	2.3	2.4	2.3						
Avg. Stride Length [m]	6.0	7.7	7.5	7.3	7.4	7.5	7.2						



[] Ranking at each section and finish
-.-.- No data available at this section
NA No data available



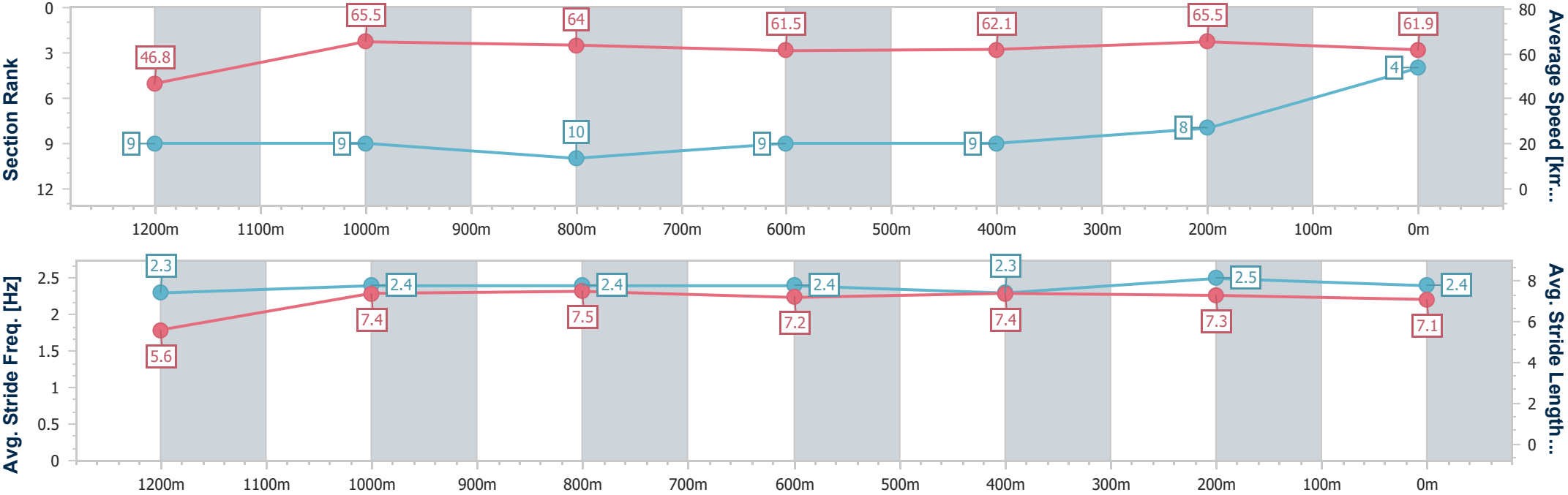
Horse/Jockey Name	Fast Lady
Final Rank	4
Fastest Section Time (Section)	0:10.95 (1200m)
Top Speed [km/h] (Section)	66.8 (1000m)
Race State	Finished



Doomben QLD Professional
Race 6: SKY RACING Class 4 Handicap - 1350m
26 February 2025 - 16:36
Track Rating: Good 3, Weather: Fine, Rail Position: +9m Entire



Section	Overall	1200m	1000m	800m	600m	400m	200m						
Section Times	1:19.74 [4] (0:11.63)	1:08.11 [9] (0:10.95)	0:57.16 [9] (0:11.33)	0:45.83 [10] (0:11.73)	0:34.10 [9] (0:11.50)	0:22.60 [9] (0:10.98)	0:11.62 [8] (0:11.62)						
Average Speed [km/h]	46.8	65.5	64.0	61.5	62.1	65.5	61.9						
Top Speed [km/h]	63.8	66.5	66.8	63.5	63.4	66.3	64.8						
Avg. Dist. to Rail [m]	7.9	1.9	1.4	1.0	1.5	1.8	3.4						
Avg. Stride Freq. [Hz]	2.3	2.4	2.4	2.4	2.3	2.5	2.4						
Avg. Stride Length [m]	5.6	7.4	7.5	7.2	7.4	7.3	7.1						





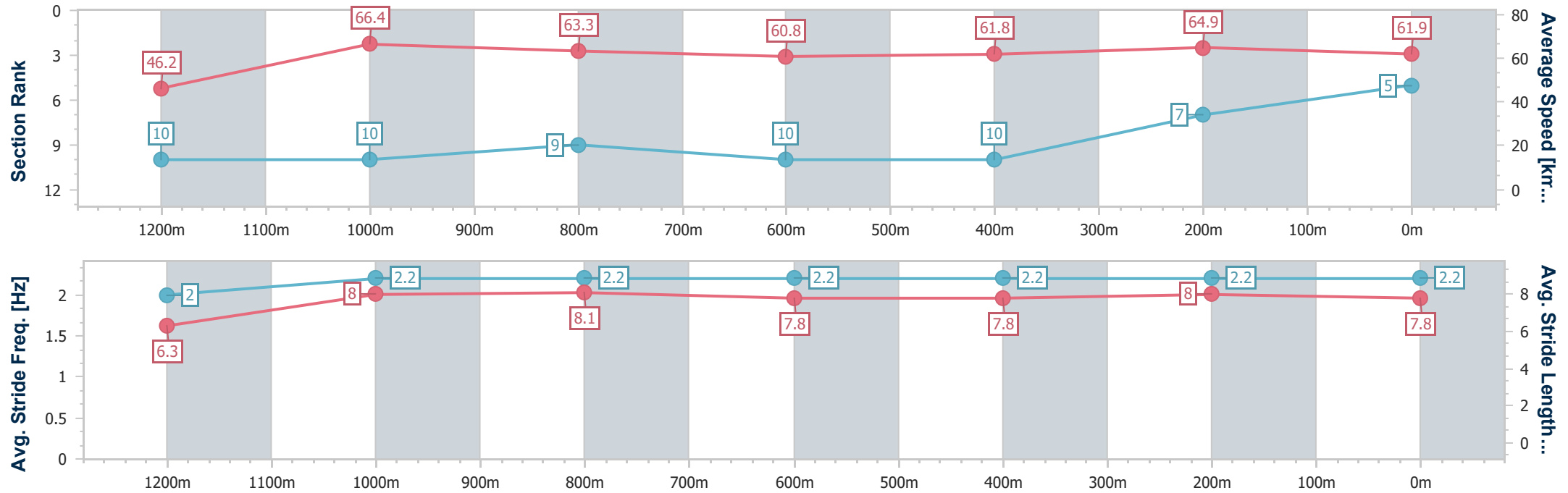
Horse/Jockey Name	Smart As Smart
Final Rank	5
Fastest Section Time (Section)	0:10.87 (1200m)
Top Speed [km/h] (Section)	67.5 (1200m)
Race State	Finished



Doomben QLD Professional
Race 6: SKY RACING Class 4 Handicap - 1350m
26 February 2025 - 16:36
Track Rating: Good 3, Weather: Fine, Rail Position: +9m Entire



Section	Overall	1200m	1000m	800m	600m	400m	200m						
Section Times	1:19.75 [5] (0:11.72)	1:08.03 [10] (0:10.87)	0:57.16 [10] (0:11.31)	0:45.85 [9] (0:11.79)	0:34.06 [10] (0:11.49)	0:22.57 [10] (0:10.93)	0:11.64 [7] (0:11.64)						
Average Speed [km/h]	46.2	66.4	63.3	60.8	61.8	64.9	61.9						
Top Speed [km/h]	64.1	67.5	66.8	61.1	63.8	65.7	64.8						
Avg. Dist. to Rail [m]	6.5	0.4	0.3	0.8	3.3	5.1	3.7						
Avg. Stride Freq. [Hz]	2.0	2.2	2.2	2.2	2.2	2.2	2.2						
Avg. Stride Length [m]	6.3	8.0	8.1	7.8	7.8	8.0	7.8						





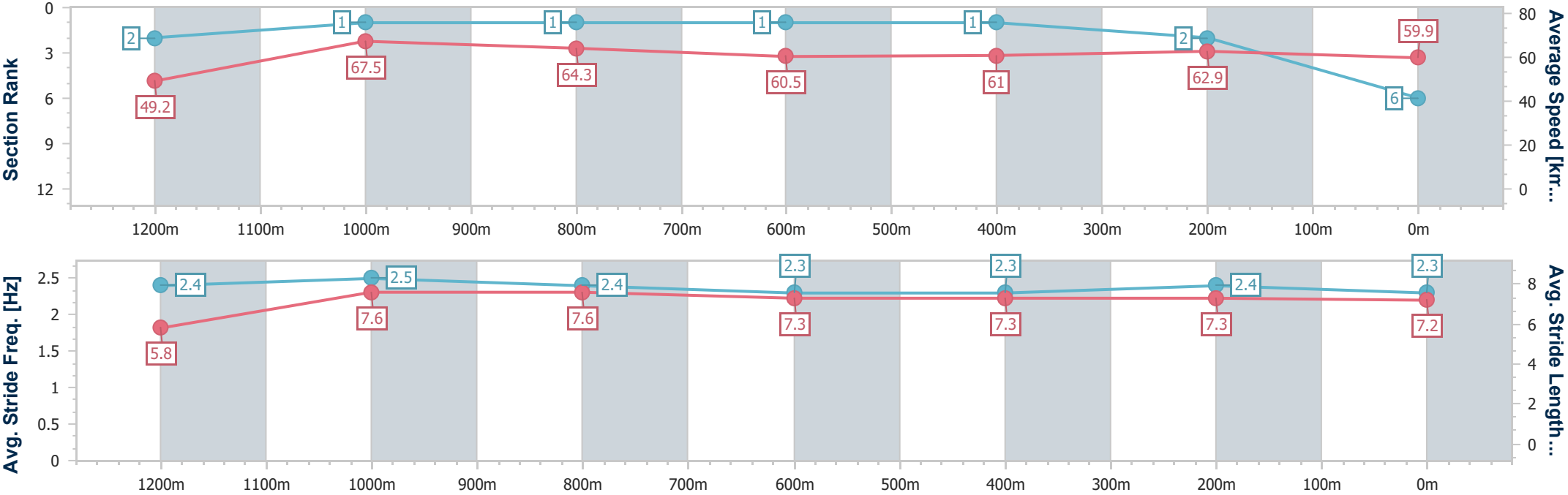
Horse/Jockey Name	Becamo
Final Rank	6
Fastest Section Time (Section)	0:10.64 (1200m)
Top Speed [km/h] (Section)	68.3 (1200m)
Race State	Finished



Doomben QLD Professional
Race 6: SKY RACING Class 4 Handicap - 1350m
26 February 2025 - 16:36
Track Rating: Good 3, Weather: Fine, Rail Position: +9m Entire



Section	Overall	1200m	1000m	800m	600m	400m	200m						
Section Times	1:19.87 [6] (0:10.99)	1:08.88 [2] (0:10.64)	0:58.24 [1] (0:11.24)	0:47.00 [1] (0:11.92)	0:35.08 [1] (0:11.72)	0:23.36 [1] (0:11.36)	0:12.00 [2] (0:12.00)						
Average Speed [km/h]	49.2	67.5	64.3	60.5	61.0	62.9	59.9						
Top Speed [km/h]	66.7	68.3	66.5	61.3	63.0	63.9	63.2						
Avg. Dist. to Rail [m]	4.1	2.2	0.9	0.7	1.9	2.9	2.0						
Avg. Stride Freq. [Hz]	2.4	2.5	2.4	2.3	2.3	2.4	2.3						
Avg. Stride Length [m]	5.8	7.6	7.6	7.3	7.3	7.3	7.2						



[] Ranking at each section and finish
-.-.- No data available at this section
NA No data available



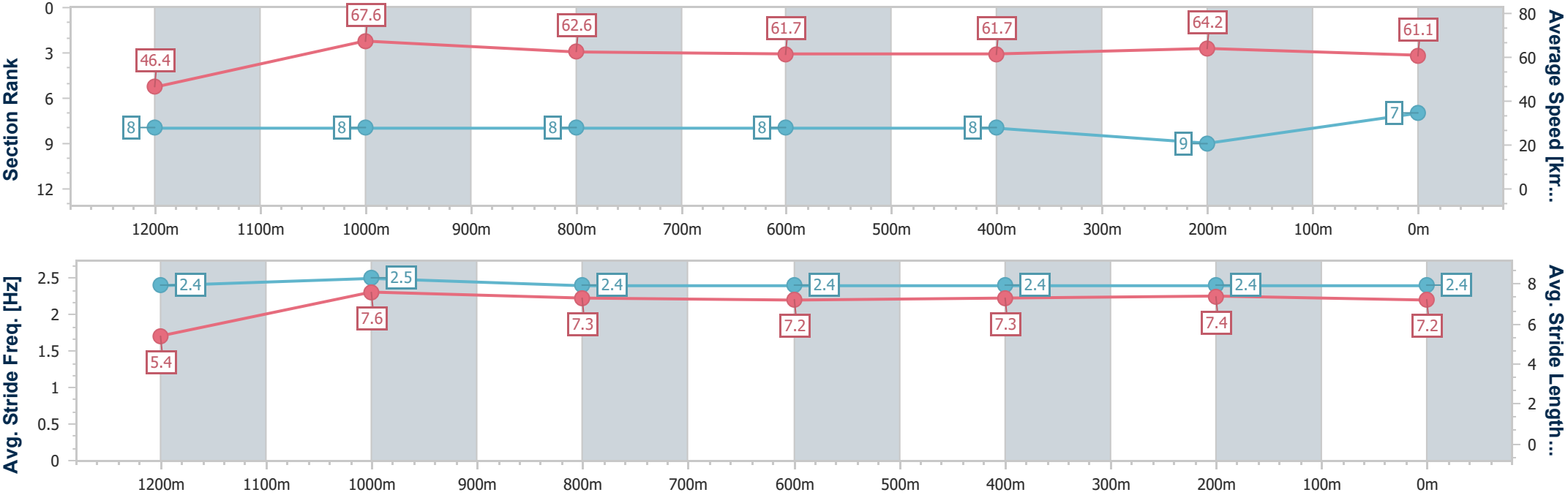
Horse/Jockey Name	Cacophonix
Final Rank	7
Fastest Section Time (Section)	0:10.68 (1200m)
Top Speed [km/h] (Section)	69.0 (1200m)
Race State	Finished



Doomben QLD Professional
Race 6: SKY RACING Class 4 Handicap - 1350m
26 February 2025 - 16:36
Track Rating: Good 3, Weather: Fine, Rail Position: +9m Entire



Section	Overall	1200m	1000m	800m	600m	400m	200m						
Section Times	1:20.00 [7] (0:11.62)	1:08.38 [8] (0:10.68)	0:57.70 [8] (0:11.48)	0:46.22 [8] (0:11.65)	0:34.57 [8] (0:11.57)	0:23.00 [8] (0:11.22)	0:11.78 [9] (0:11.78)						
Average Speed [km/h]	46.4	67.6	62.6	61.7	61.7	64.2	61.1						
Top Speed [km/h]	65.2	69.0	67.7	62.7	63.4	64.8	63.3						
Avg. Dist. to Rail [m]	6.1	1.4	0.7	0.4	1.2	0.9	0.5						
Avg. Stride Freq. [Hz]	2.4	2.5	2.4	2.4	2.4	2.4	2.4						
Avg. Stride Length [m]	5.4	7.6	7.3	7.2	7.3	7.4	7.2						





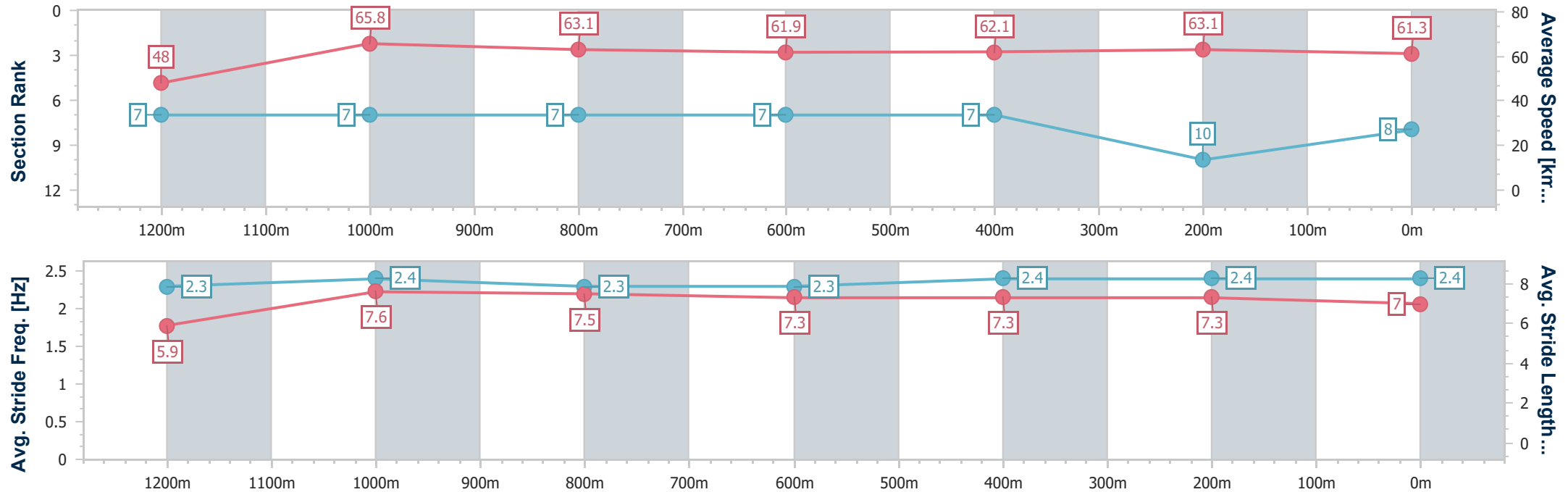
Horse/Jockey Name	Can't Getwhatiwant
Final Rank	8
Fastest Section Time (Section)	0:10.93 (1200m)
Top Speed [km/h] (Section)	66.8 (1200m)
Race State	Finished



Doomben QLD Professional
Race 6: SKY RACING Class 4 Handicap - 1350m
26 February 2025 - 16:36
Track Rating: Good 3, Weather: Fine, Rail Position: +9m Entire



Section	Overall	1200m	1000m	800m	600m	400m	200m						
Section Times	1:20.01 [8] (0:11.25)	1:08.76 [7] (0:10.93)	0:57.83 [7] (0:11.45)	0:46.38 [7] (0:11.65)	0:34.73 [7] (0:11.57)	0:23.16 [7] (0:11.39)	0:11.77 [10] (0:11.77)						
Average Speed [km/h]	48.0	65.8	63.1	61.9	62.1	63.1	61.3						
Top Speed [km/h]	66.1	66.8	66.4	63.1	64.1	64.1	63.3						
Avg. Dist. to Rail [m]	2.4	1.5	1.5	0.6	0.5	1.2	3.9						
Avg. Stride Freq. [Hz]	2.3	2.4	2.3	2.3	2.4	2.4	2.4						
Avg. Stride Length [m]	5.9	7.6	7.5	7.3	7.3	7.3	7.0						





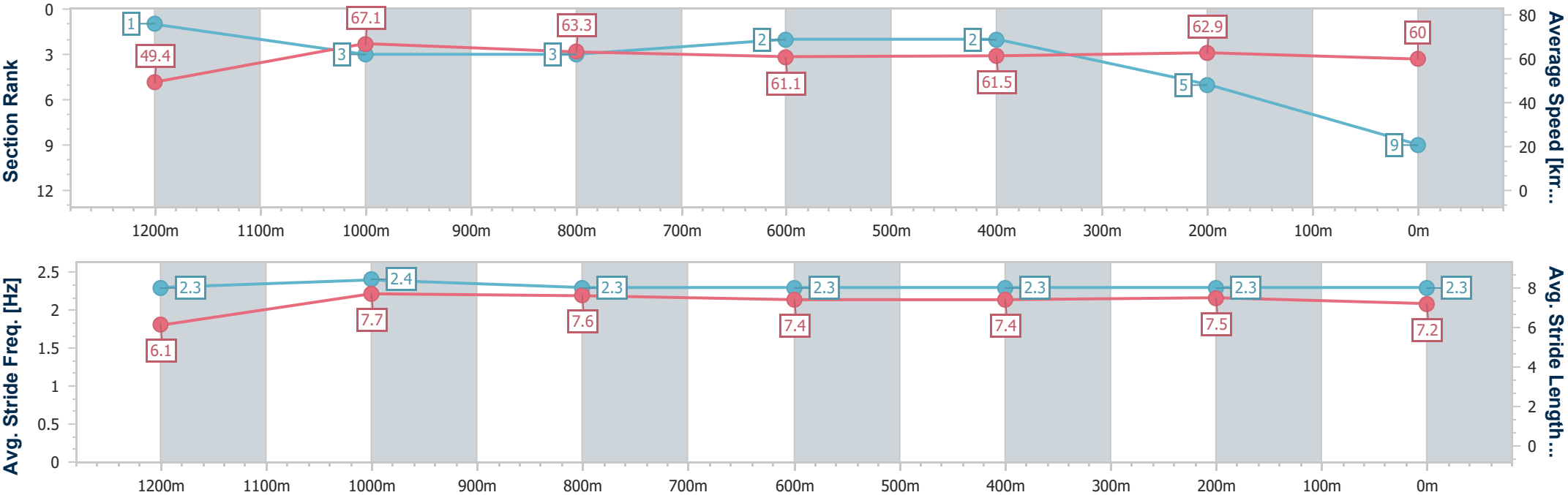
Horse/Jockey Name	Diddley Squat
Final Rank	9
Fastest Section Time (Section)	0:10.71 (1200m)
Top Speed [km/h] (Section)	68.7 (1200m)
Race State	Finished



Doomben QLD Professional
Race 6: SKY RACING Class 4 Handicap - 1350m
26 February 2025 - 16:36
Track Rating: Good 3, Weather: Fine, Rail Position: +9m Entire



Section	Overall	1200m	1000m	800m	600m	400m	200m						
Section Times	1:20.03 [9] (0:10.98)	1:09.05 [1] (0:10.71)	0:58.34 [3] (0:11.38)	0:46.96 [3] (0:11.85)	0:35.11 [2] (0:11.71)	0:23.40 [2] (0:11.44)	0:11.96 [5] (0:11.96)						
Average Speed [km/h]	49.4	67.1	63.3	61.1	61.5	62.9	60.0						
Top Speed [km/h]	68.1	68.7	66.5	62.2	62.3	63.7	63.4						
Avg. Dist. to Rail [m]	1.9	0.4	0.5	1.2	0.7	1.1	0.7						
Avg. Stride Freq. [Hz]	2.3	2.4	2.3	2.3	2.3	2.3	2.3						
Avg. Stride Length [m]	6.1	7.7	7.6	7.4	7.4	7.5	7.2						





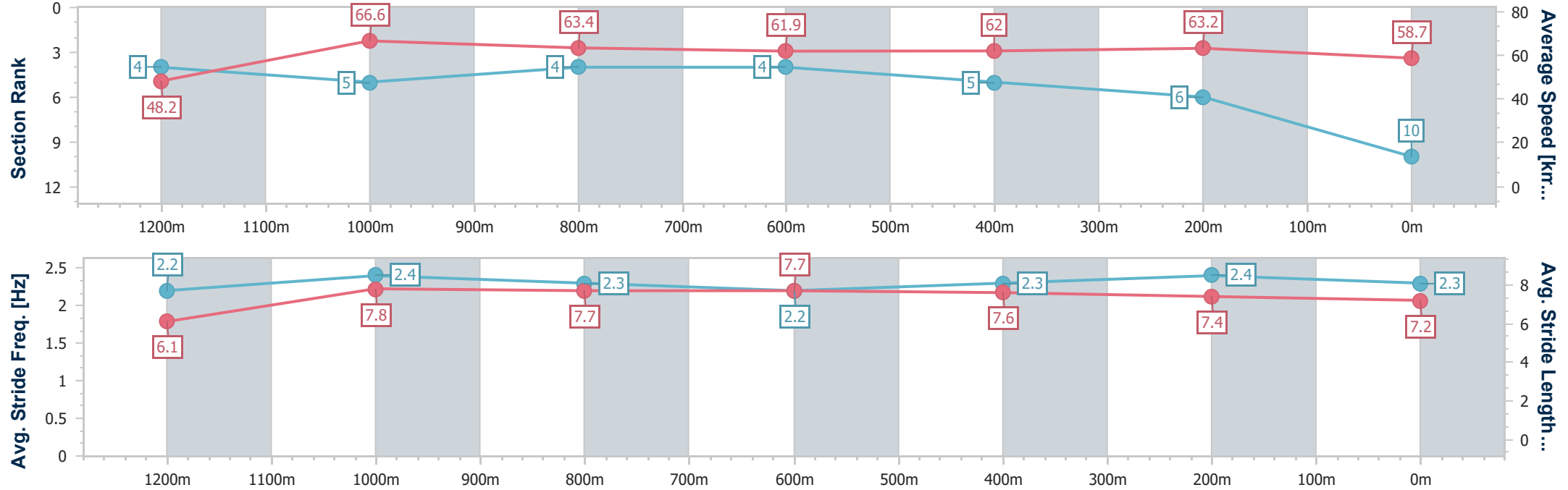
Horse/Jockey Name	Spill The Secret
Final Rank	10
Fastest Section Time (Section)	0:10.83 (1200m)
Top Speed [km/h] (Section)	67.7 (1200m)
Race State	Finished



Doomben QLD Professional
Race 6: SKY RACING Class 4 Handicap - 1350m
26 February 2025 - 16:36
Track Rating: Good 3, Weather: Fine, Rail Position: +9m Entire



Section	Overall	1200m	1000m	800m	600m	400m	200m						
Section Times	1:20.32 [10] (0:11.18)	1:09.14 [4] (0:10.83)	0:58.31 [5] (0:11.37)	0:46.94 [4] (0:11.68)	0:35.26 [4] (0:11.60)	0:23.66 [5] (0:11.42)	0:12.24 [6] (0:12.24)						
Average Speed [km/h]	48.2	66.6	63.4	61.9	62.0	63.2	58.7						
Top Speed [km/h]	67.1	67.7	65.4	62.3	63.7	64.3	61.9						
Avg. Dist. to Rail [m]	3.5	2.3	1.9	0.5	0.2	0.5	0.9						
Avg. Stride Freq. [Hz]	2.2	2.4	2.3	2.2	2.3	2.4	2.3						
Avg. Stride Length [m]	6.1	7.8	7.7	7.7	7.6	7.4	7.2						





Doomben QLD Professional
Race 7: MAGIC MILLIONS GOLD COAST MARCH BENCHMARK 65
Handicap - 1650m
26 February 2025 - 17:14



Track Rating: Good 3, Weather: Fine, Rail Position: +9m Entire

Section						Overall	1400m	1200m	1000m	800m	600m	400m	Last 600m		
Field Times						1:38.51 (0:16.31)	1:22.20 (0:11.41)	1:10.79 (0:11.67)	0:59.12 (0:12.10)	0:47.02 (0:12.14)	0:34.88 (0:11.77)	0:23.11 (0:11.37)	0:34.88		
Rank	TAB	Horse/Jockey	Barrier	Top Speed [km/h]	Fastest Section										Distance Travelled [m]
1	1	FREE CARRY	11	67.1	0:11.20	1:38.51 [1]	1:21.95 [3]	1:10.55 [4]	0:58.87 [4]	0:46.78 [4]	0:34.66 [4]	0:22.94 [3]	0:34.66		
		Emily Lang		Overall	400m	(0:16.56)	(0:11.40)	(0:11.68)	(0:12.09)	(0:12.12)	(0:11.72)	(0:11.20)			
2	13	SHE'S GOT VEUVE	7	67.0	0:11.06	1:38.66 [2]	1:21.49 [8]	1:10.09 [8]	0:58.46 [7]	0:46.39 [8]	0:34.35 [7]	0:22.67 [7]	0:34.35 -6		
		Bailey Wheeler		400m	400m	(0:17.17)	(0:11.40)	(0:11.63)	(0:12.07)	(0:12.04)	(0:11.68)	(0:11.06)			
3	10	SWEET PROPOSAL	6	66.7	0:11.13	1:38.68 [3]	1:21.87 [5]	1:10.42 [6]	0:58.67 [6]	0:46.57 [6]	0:34.49 [6]	0:22.75 [6]	0:34.49 -2		
		Jag Guthmann-Chester		1400m	400m	(0:16.81)	(0:11.45)	(0:11.75)	(0:12.10)	(0:12.08)	(0:11.74)	(0:11.13)			
4	5	SPEED MAP	3	65.6	0:11.22	1:38.83 [4]	1:22.15 [4]	1:10.93 [3]	0:59.27 [3]	0:47.23 [3]	0:35.03 [3]	0:23.14 [4]	0:35.03 -8		
		Ryan Wiggins		Overall	1400m	(0:16.68)	(0:11.22)	(0:11.66)	(0:12.04)	(0:12.20)	(0:11.89)	(0:11.28)			
5	3	EXPRESS PAYMENT	5	66.8	0:11.24	1:38.85 [5]	1:22.54 [1]	1:11.13 [1]	0:59.46 [1]	0:47.34 [2]	0:35.12 [2]	0:23.30 [2]	0:35.12 -3		
		Jake Bayliss		Overall	400m	(0:16.31)	(0:11.41)	(0:11.67)	(0:12.12)	(0:12.22)	(0:11.82)	(0:11.24)			
6	11	HUSSY EMPRESS	9	65.4	0:11.18	1:38.96 [6]	1:21.38 [10]	1:10.12 [10]	0:58.45 [9]	0:46.43 [9]	0:34.48 [9]	0:22.74 [9]	0:34.48 -6		
		Cejay Graham		1400m	400m	(0:17.58)	(0:11.26)	(0:11.67)	(0:12.02)	(0:11.95)	(0:11.74)	(0:11.18)			
7	8	BADDA BOOM BABY	2	65.1	0:11.25	1:39.19 [7]	1:22.31 [7]	1:10.76 [7]	0:58.96 [8]	0:46.93 [7]	0:34.81 [8]	0:23.03 [8]	0:34.81 -5		
		Anthony Allen		1400m	400m	(0:16.88)	(0:11.55)	(0:11.80)	(0:12.03)	(0:12.12)	(0:11.78)	(0:11.25)			
8	2	AIDEN	10	66.1	0:11.28	1:39.35 [8]	1:22.07 [9]	1:10.74 [9]	0:58.83 [10]	0:46.74 [10]	0:34.74 [10]	0:23.00 [11]	0:34.74 -2		
		Cobi Vitler		Overall	400m	(0:17.28)	(0:11.33)	(0:11.91)	(0:12.09)	(0:12.00)	(0:11.74)	(0:11.28)			
9	14	SEA OF QI	1	65.6	0:11.27	1:39.40 [9]	1:22.53 [6]	1:11.26 [5]	0:59.55 [5]	0:47.47 [5]	0:35.46 [5]	0:23.60 [5]	0:35.46 -6		
		Nathan Thomas		1400m	1400m	(0:16.87)	(0:11.27)	(0:11.71)	(0:12.08)	(0:12.01)	(0:11.86)	(0:11.48)			
10	6	TAMBOURINE MAN	8	67.0	0:11.10	1:39.47 [10]	1:21.71 [11]	1:10.61 [11]	0:58.73 [11]	0:46.66 [11]	0:34.77 [11]	0:23.16 [10]	0:34.77 -5		
		Samantha Collett		1400m	1400m	(0:17.76)	(0:11.10)	(0:11.88)	(0:12.07)	(0:11.89)	(0:11.61)	(0:11.28)			

Scratched: Able Seaman (#7), Poutchek (#9), Tietar (#12)



Doomben QLD Professional
Race 7: MAGIC MILLIONS GOLD COAST MARCH BENCHMARK 65
Handicap - 1650m
26 February 2025 - 17:14



Track Rating: Good 3, Weather: Fine, Rail Position: +9m Entire

Section					Overall	1400m	1200m	1000m	800m	600m	400m	Last 600m		
Field Times					1:38.51 (0:16.31)	1:22.20 (0:11.41)	1:10.79 (0:11.67)	0:59.12 (0:12.10)	0:47.02 (0:12.14)	0:34.88 (0:11.77)	0:23.11 (0:11.37)	0:34.88		
Rank	TAB	Horse/Jockey	Barrier	Top Speed [km/h]	Fastest Section									Distance Travelled [m]
11	4	RED MILE	4	67.4	0:11.36	1:40.37 [11]	1:24.00 [2]	1:12.64 [2]	1:00.83 [2]	0:48.88 [1]	0:36.74 [1]	0:24.97 [1]	0:36.74	-24
		Michael Rodd		Overall	1400m	(0:16.37)	(0:11.36)	(0:11.81)	(0:11.95)	(0:12.14)	(0:11.77)	(0:11.83)		

Scratched: Able Seaman (#7), Poutchek (#9), Tietar (#12)



Doomben QLD Professional
Race 7: MAGIC MILLIONS GOLD COAST MARCH BENCHMARK 65
Handicap - 1650m
26 February 2025 - 17:14



Track Rating: Good 3, Weather: Fine, Rail Position: +9m Entire

Section Field Times				200m 0:11.74 (0:11.74)		Last 600m 0:34.88			
Rank	TAB	Horse/Jockey	Barrier	Top Speed [km/h]	Fastest Section	Margin			Distance Travelled [m]
1	1	FREE CARRY	11	67.1	0:11.20	0:11.74 [1]	1:38.51	0:34.66	
		Emily Lang		Overall	400m	(0:11.74)			
2	13	SHE'S GOT VEUVE	7	67.0	0:11.06	0:11.61 [4]	0.84L	0:34.35	-6
		Bailey Wheeler		400m	400m	(0:11.61)			
3	10	SWEET PROPOSAL	6	66.7	0:11.13	0:11.62 [5]	0.98L	0:34.49	-2
		Jag Guthmann-Chester		1400m	400m	(0:11.62)			
4	5	SPEED MAP	3	65.6	0:11.22	0:11.86 [3]	1.88L	0:35.03	-8
		Ryan Wiggins		Overall	1400m	(0:11.86)			
5	3	EXPRESS PAYMENT	5	66.8	0:11.24	0:12.06 [2]	1.98L	0:35.12	-3
		Jake Bayliss		Overall	400m	(0:12.06)			
6	11	HUSSY EMPRESS	9	65.4	0:11.18	0:11.56 [8]	2.61L	0:34.48	-6
		Cejay Graham		1400m	400m	(0:11.56)			
7	8	BADDA BOOM BABY	2	65.1	0:11.25	0:11.78 [9]	3.97L	0:34.81	-5
		Anthony Allen		1400m	400m	(0:11.78)			
8	2	AIDEN	10	66.1	0:11.28	0:11.72 [11]	4.9L	0:34.74	-2
		Cobi Vitler		Overall	400m	(0:11.72)			
9	14	SEA OF QI	1	65.6	0:11.27	0:12.12 [7]	5.22L	0:35.46	-6
		Nathan Thomas		1400m	1400m	(0:12.12)			
10	6	TAMBOURINE MAN	8	67.0	0:11.10	0:11.88 [10]	5.61L	0:34.77	-5
		Samantha Collett		1400m	1400m	(0:11.88)			

Scratched: Able Seaman (#7), Poutchek (#9), Tietar (#12)



Doomben QLD Professional
Race 7: MAGIC MILLIONS GOLD COAST MARCH BENCHMARK 65
Handicap - 1650m
26 February 2025 - 17:14



Track Rating: Good 3, Weather: Fine, Rail Position: +9m Entire

Section					200m	Last 600m			
Field Times					0:11.74 (0:11.74)	0:34.88			
Rank	TAB	Horse/Jockey	Barrier	Top Speed [km/h]	Fastest Section	Margin		Distance Travelled [m]	
11	4	RED MILE	4	67.4	0:11.36	0:13.14 [6]	10.89L	0:36.74	-24
		Michael Rodd		Overall	1400m	(0:13.14)			

Scratched: Able Seaman (#7), Poutchek (#9), Tietar (#12)



Horse/Jockey Name	Free Carry
Final Rank	1
Fastest Section Time (Section)	0:11.20 (400m)
Top Speed [km/h] (Section)	67.1 (Overall)
Race State	Finished

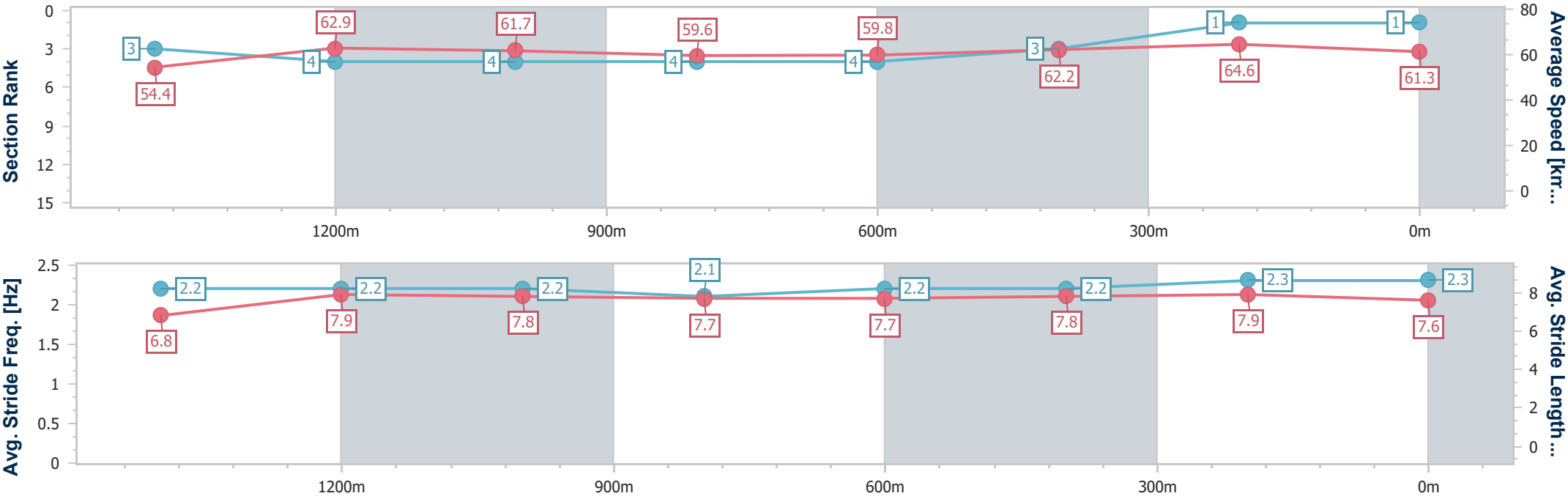


Doomben QLD Professional
Race 7: MAGIC MILLIONS GOLD COAST MARCH BENCHMARK
65 Handicap - 1650m
26 February 2025 - 17:14
Track Rating: Good 3, Weather: Fine, Rail Position: +9m Entire



BRISBANE
RACING CLUB

Section	Overall	1400m	1200m	1000m	800m	600m	400m	200m					
Section Times	1:38.51 [1] (0:16.56)	1:21.95 [3] (0:11.40)	1:10.55 [4] (0:11.68)	0:58.87 [4] (0:12.09)	0:46.78 [4] (0:12.12)	0:34.66 [4] (0:11.72)	0:22.94 [3] (0:11.20)	0:11.74 [1] (0:11.74)					
Average Speed [km/h]	54.4	62.9	61.7	59.6	59.8	62.2	64.6	61.3					
Top Speed [km/h]	67.1	65.1	62.5	61.2	60.9	63.3	65.4	63.9					
Avg. Dist. to Rail [m]	4.2	0.7	0.4	0.3	1.6	2.0	2.3	4.5					
Avg. Stride Freq. [Hz]	2.2	2.2	2.2	2.1	2.2	2.2	2.3	2.3					
Avg. Stride Length [m]	6.8	7.9	7.8	7.7	7.7	7.8	7.9	7.6					





Horse/Jockey Name	She's Got Veuve
Final Rank	2
Fastest Section Time (Section)	0:11.06 (400m)
Top Speed [km/h] (Section)	67.0 (400m)
Race State	Finished

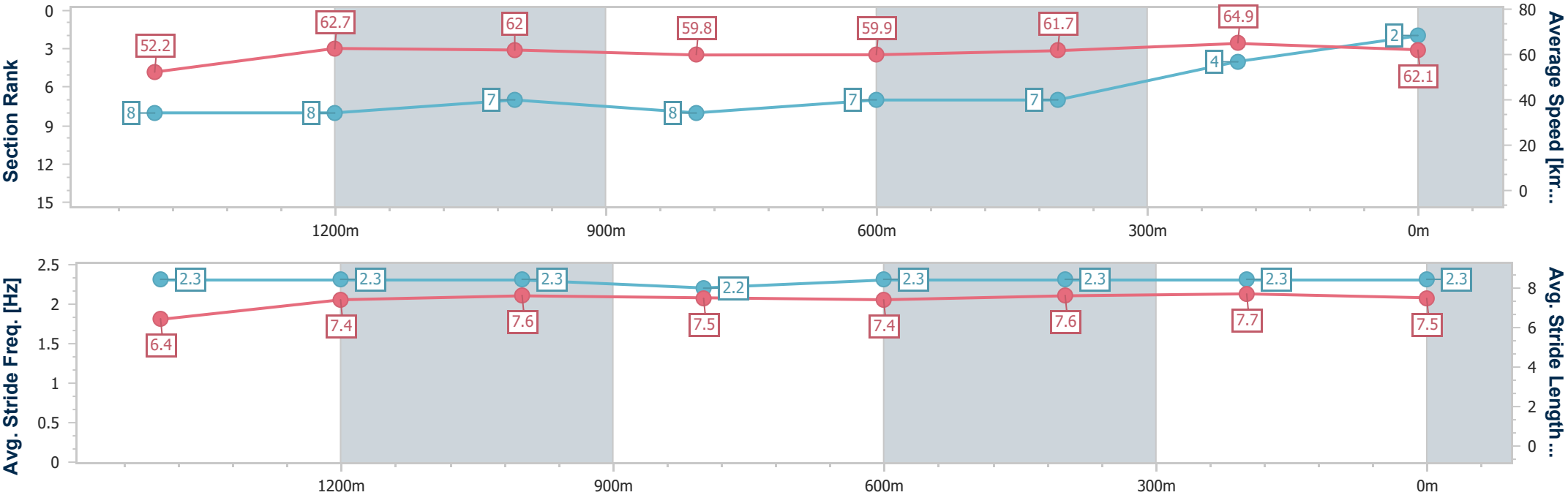


Doomben QLD Professional
Race 7: MAGIC MILLIONS GOLD COAST MARCH BENCHMARK
65 Handicap - 1650m
26 February 2025 - 17:14
Track Rating: Good 3, Weather: Fine, Rail Position: +9m Entire



BRISBANE
RACING CLUB

Section	Overall	1400m	1200m	1000m	800m	600m	400m	200m					
Section Times	1:38.66 [2] (0:17.17)	1:21.49 [8] (0:11.40)	1:10.09 [8] (0:11.63)	0:58.46 [7] (0:12.07)	0:46.39 [8] (0:12.04)	0:34.35 [7] (0:11.68)	0:22.67 [7] (0:11.06)	0:11.61 [4] (0:11.61)					
Average Speed [km/h]	52.2	62.7	62.0	59.8	59.9	61.7	64.9	62.1					
Top Speed [km/h]	65.9	65.9	62.5	61.9	61.4	62.8	67.0	64.3					
Avg. Dist. to Rail [m]	2.2	1.0	0.6	0.5	1.0	0.5	0.7	0.9					
Avg. Stride Freq. [Hz]	2.3	2.3	2.3	2.2	2.3	2.3	2.3	2.3					
Avg. Stride Length [m]	6.4	7.4	7.6	7.5	7.4	7.6	7.7	7.5					





Horse/Jockey Name	Sweet Proposal
Final Rank	3
Fastest Section Time (Section)	0:11.13 (400m)
Top Speed [km/h] (Section)	66.7 (1400m)
Race State	Finished

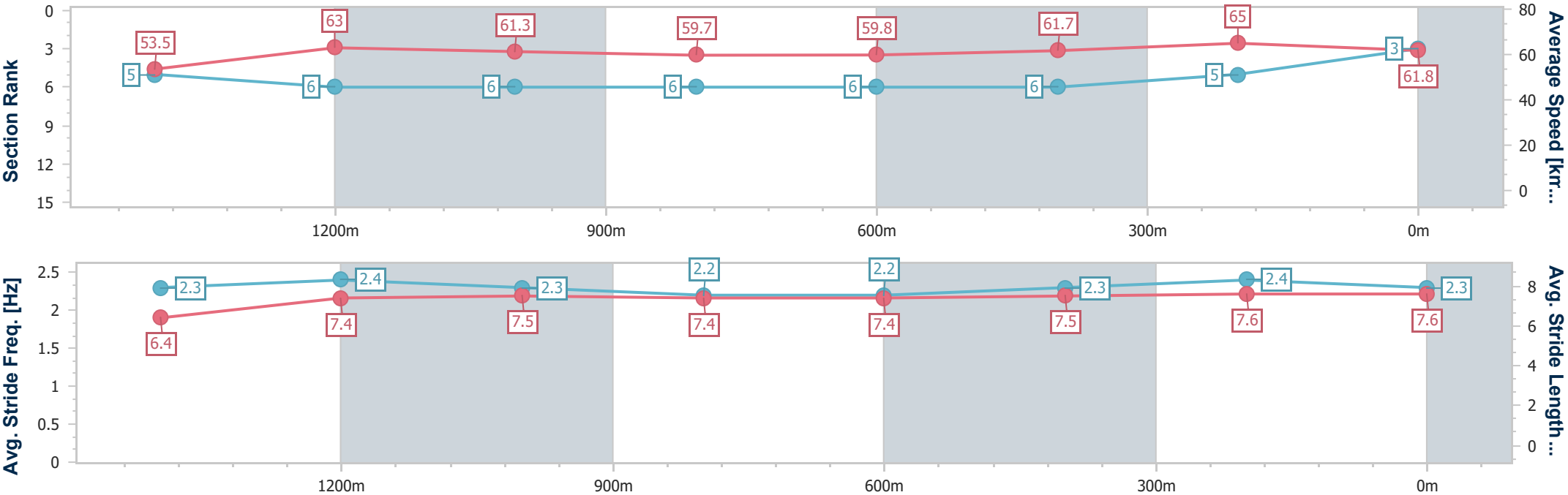


Doomben QLD Professional
Race 7: MAGIC MILLIONS GOLD COAST MARCH BENCHMARK
65 Handicap - 1650m
26 February 2025 - 17:14
Track Rating: Good 3, Weather: Fine, Rail Position: +9m Entire



BRISBANE
RACING CLUB

Section	Overall	1400m	1200m	1000m	800m	600m	400m	200m					
Section Times	1:38.68 [3] (0:16.81)	1:21.87 [5] (0:11.45)	1:10.42 [6] (0:11.75)	0:58.67 [6] (0:12.10)	0:46.57 [6] (0:12.08)	0:34.49 [6] (0:11.74)	0:22.75 [6] (0:11.13)	0:11.62 [5] (0:11.62)					
Average Speed [km/h]	53.5	63.0	61.3	59.7	59.8	61.7	65.0	61.8					
Top Speed [km/h]	66.6	66.7	61.9	62.2	61.1	62.8	65.6	64.8					
Avg. Dist. to Rail [m]	1.2	0.4	0.6	1.1	1.0	0.9	2.5	4.9					
Avg. Stride Freq. [Hz]	2.3	2.4	2.3	2.2	2.2	2.3	2.4	2.3					
Avg. Stride Length [m]	6.4	7.4	7.5	7.4	7.4	7.5	7.6	7.6					





Horse/Jockey Name	Speed Map
Final Rank	4
Fastest Section Time (Section)	0:11.22 (1400m)
Top Speed [km/h] (Section)	65.6 (Overall)
Race State	Finished

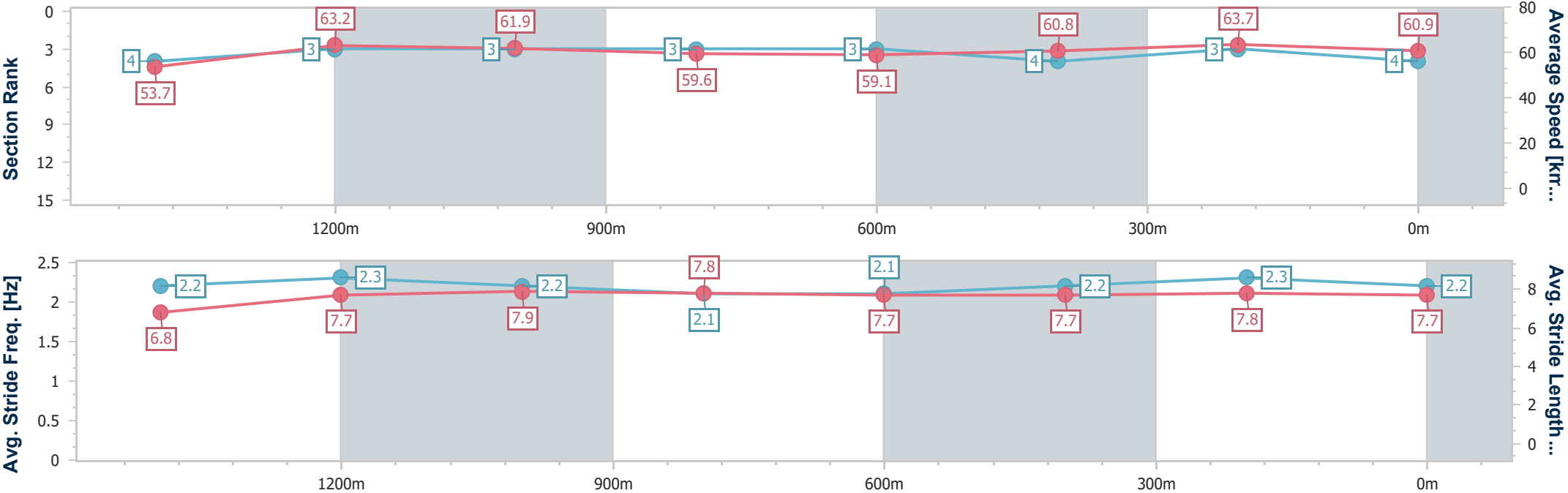


Doomben QLD Professional
Race 7: MAGIC MILLIONS GOLD COAST MARCH BENCHMARK
65 Handicap - 1650m
26 February 2025 - 17:14
Track Rating: Good 3, Weather: Fine, Rail Position: +9m Entire



BRISBANE
RACING CLUB

Section	Overall	1400m	1200m	1000m	800m	600m	400m	200m					
Section Times	1:38.83 [4] (0:16.68)	1:22.15 [4] (0:11.22)	1:10.93 [3] (0:11.66)	0:59.27 [3] (0:12.04)	0:47.23 [3] (0:12.20)	0:35.03 [3] (0:11.89)	0:23.14 [4] (0:11.28)	0:11.86 [3] (0:11.86)					
Average Speed [km/h]	53.7	63.2	61.9	59.6	59.1	60.8	63.7	60.9					
Top Speed [km/h]	65.6	65.5	63.1	61.1	59.4	61.8	64.7	63.6					
Avg. Dist. to Rail [m]	1.0	2.3	1.4	1.0	0.7	0.8	1.4	3.6					
Avg. Stride Freq. [Hz]	2.2	2.3	2.2	2.1	2.1	2.2	2.3	2.2					
Avg. Stride Length [m]	6.8	7.7	7.9	7.8	7.7	7.7	7.8	7.7					





Horse/Jockey Name	Express Payment
Final Rank	5
Fastest Section Time (Section)	0:11.24 (400m)
Top Speed [km/h] (Section)	66.8 (Overall)
Race State	Finished

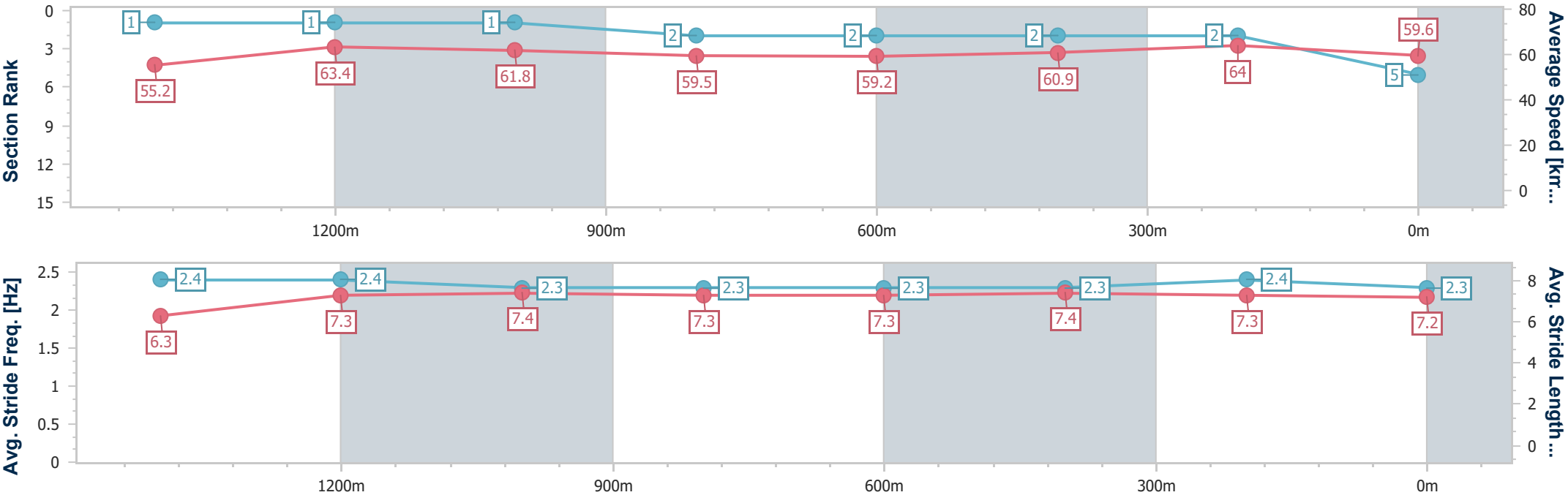


Doomben QLD Professional
Race 7: MAGIC MILLIONS GOLD COAST MARCH BENCHMARK
65 Handicap - 1650m
26 February 2025 - 17:14
Track Rating: Good 3, Weather: Fine, Rail Position: +9m Entire



BRISBANE
RACING CLUB

Section	Overall	1400m	1200m	1000m	800m	600m	400m	200m					
Section Times	1:38.85 [5] (0:16.31)	1:22.54 [1] (0:11.41)	1:11.13 [1] (0:11.67)	0:59.46 [1] (0:12.12)	0:47.34 [2] (0:12.22)	0:35.12 [2] (0:11.82)	0:23.30 [2] (0:11.24)	0:12.06 [2] (0:12.06)					
Average Speed [km/h]	55.2	63.4	61.8	59.5	59.2	60.9	64.0	59.6					
Top Speed [km/h]	66.8	66.8	62.7	61.4	59.6	63.2	64.7	62.3					
Avg. Dist. to Rail [m]	1.6	1.1	1.3	1.6	1.0	0.6	0.6	1.8					
Avg. Stride Freq. [Hz]	2.4	2.4	2.3	2.3	2.3	2.3	2.4	2.3					
Avg. Stride Length [m]	6.3	7.3	7.4	7.3	7.3	7.4	7.3	7.2					



[] Ranking at each section and finish
-.-.- No data available at this section
NA No data available



Horse/Jockey Name	Hussy Empress
Final Rank	6
Fastest Section Time (Section)	0:11.18 (400m)
Top Speed [km/h] (Section)	65.4 (1400m)
Race State	Finished

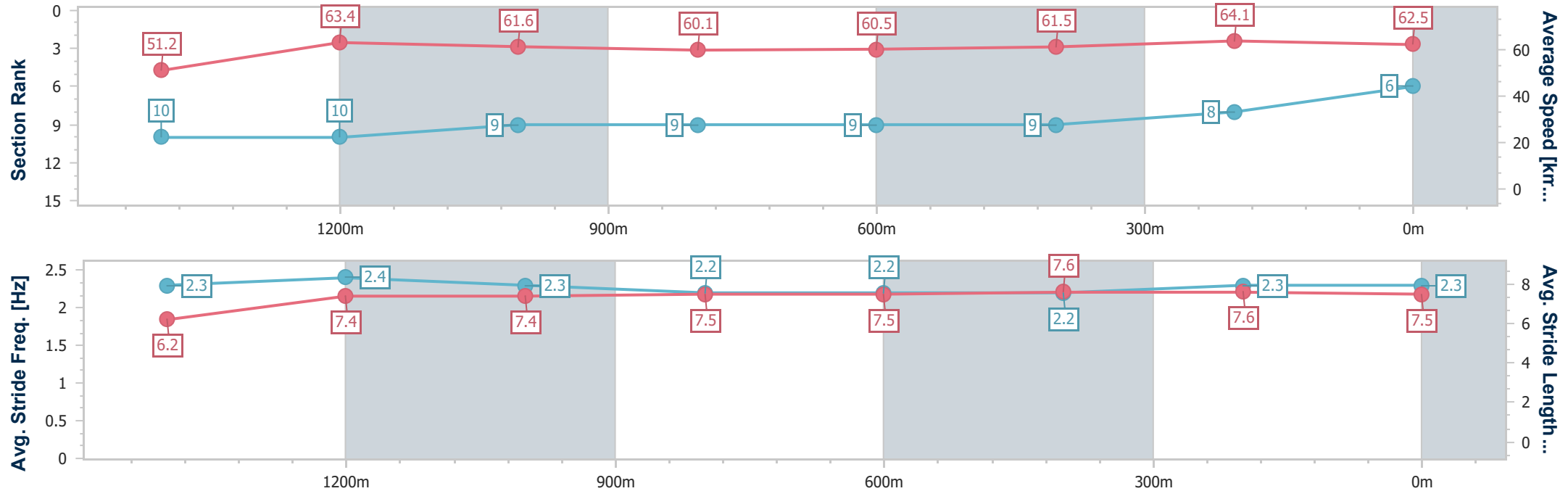


Doomben QLD Professional
Race 7: MAGIC MILLIONS GOLD COAST MARCH BENCHMARK
65 Handicap - 1650m
26 February 2025 - 17:14
Track Rating: Good 3, Weather: Fine, Rail Position: +9m Entire



BRISBANE
RACING CLUB

Section	Overall	1400m	1200m	1000m	800m	600m	400m	200m					
Section Times	1:38.96 [6] (0:17.58)	1:21.38 [10] (0:11.26)	1:10.12 [10] (0:11.67)	0:58.45 [9] (0:12.02)	0:46.43 [9] (0:11.95)	0:34.48 [9] (0:11.74)	0:22.74 [9] (0:11.18)	0:11.56 [8] (0:11.56)					
Average Speed [km/h]	51.2	63.4	61.6	60.1	60.5	61.5	64.1	62.5					
Top Speed [km/h]	64.5	65.4	62.1	62.0	61.3	62.8	65.0	64.0					
Avg. Dist. to Rail [m]	2.7	1.4	0.4	0.2	0.8	0.3	0.6	0.4					
Avg. Stride Freq. [Hz]	2.3	2.4	2.3	2.2	2.2	2.2	2.3	2.3					
Avg. Stride Length [m]	6.2	7.4	7.4	7.5	7.5	7.6	7.6	7.5					





Horse/Jockey Name	Badda Boom Baby
Final Rank	7
Fastest Section Time (Section)	0:11.25 (400m)
Top Speed [km/h] (Section)	65.1 (1400m)
Race State	Finished

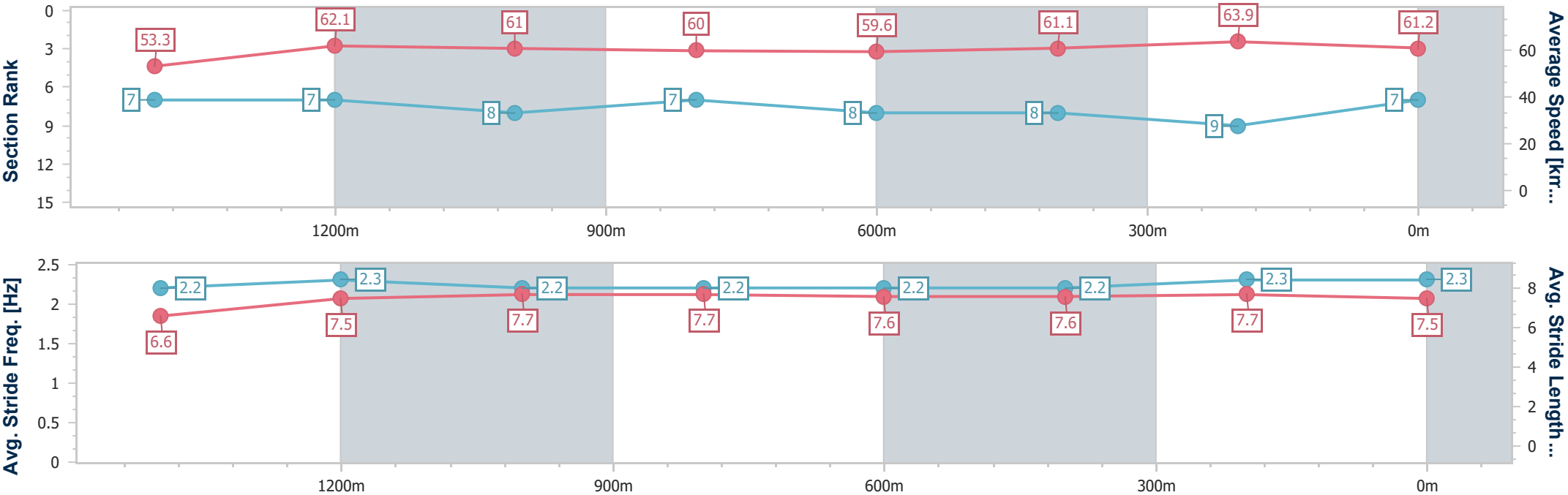


Doomben QLD Professional
Race 7: MAGIC MILLIONS GOLD COAST MARCH BENCHMARK
65 Handicap - 1650m
26 February 2025 - 17:14
Track Rating: Good 3, Weather: Fine, Rail Position: +9m Entire



BRISBANE
RACING CLUB

Section	Overall	1400m	1200m	1000m	800m	600m	400m	200m					
Section Times	1:39.19 [7] (0:16.88)	1:22.31 [7] (0:11.55)	1:10.76 [7] (0:11.80)	0:58.96 [8] (0:12.03)	0:46.93 [7] (0:12.12)	0:34.81 [8] (0:11.78)	0:23.03 [8] (0:11.25)	0:11.78 [9] (0:11.78)					
Average Speed [km/h]	53.3	62.1	61.0	60.0	59.6	61.1	63.9	61.2					
Top Speed [km/h]	65.1	65.1	61.6	62.1	60.4	62.2	64.9	63.4					
Avg. Dist. to Rail [m]	0.8	0.5	0.3	0.6	0.5	0.4	1.6	4.3					
Avg. Stride Freq. [Hz]	2.2	2.3	2.2	2.2	2.2	2.2	2.3	2.3					
Avg. Stride Length [m]	6.6	7.5	7.7	7.7	7.6	7.6	7.7	7.5					





Horse/Jockey Name	Aiden
Final Rank	8
Fastest Section Time (Section)	0:11.28 (400m)
Top Speed [km/h] (Section)	66.1 (Overall)
Race State	Finished

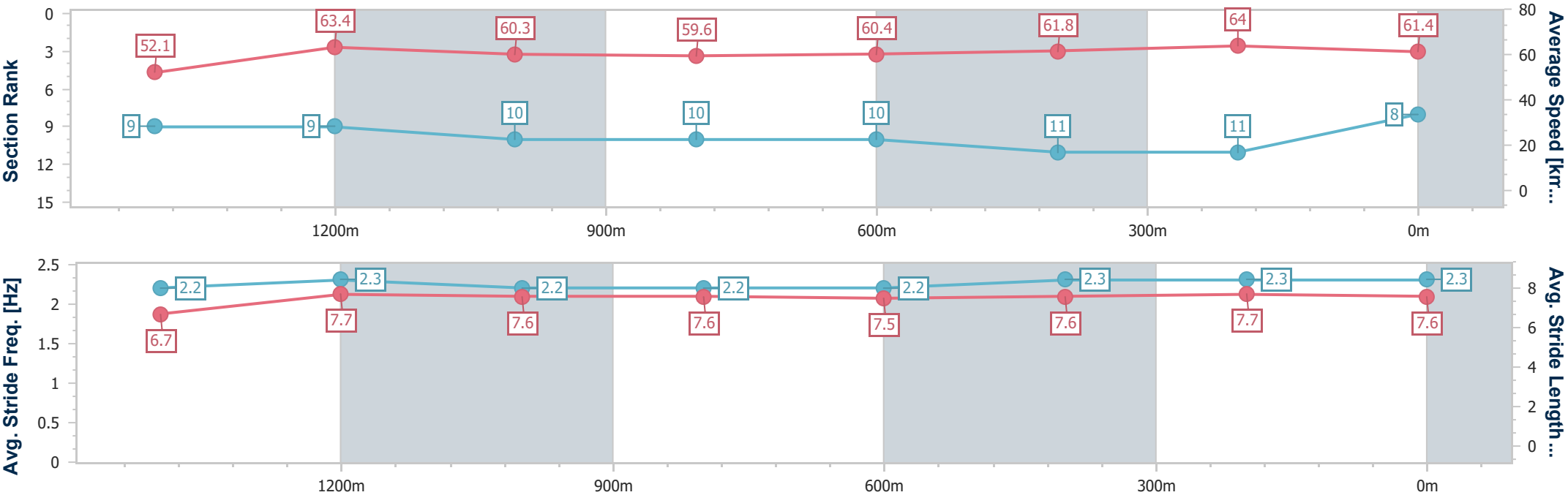


Doomben QLD Professional
Race 7: MAGIC MILLIONS GOLD COAST MARCH BENCHMARK
65 Handicap - 1650m
26 February 2025 - 17:14
Track Rating: Good 3, Weather: Fine, Rail Position: +9m Entire



BRISBANE
RACING CLUB

Section	Overall	1400m	1200m	1000m	800m	600m	400m	200m					
Section Times	1:39.35 [8] (0:17.28)	1:22.07 [9] (0:11.33)	1:10.74 [9] (0:11.91)	0:58.83 [10] (0:12.09)	0:46.74 [10] (0:12.00)	0:34.74 [10] (0:11.74)	0:23.00 [11] (0:11.28)	0:11.72 [11] (0:11.72)					
Average Speed [km/h]	52.1	63.4	60.3	59.6	60.4	61.8	64.0	61.4					
Top Speed [km/h]	66.1	66.0	61.5	61.2	60.8	63.3	65.5	63.9					
Avg. Dist. to Rail [m]	3.7	0.8	0.2	0.3	1.7	1.2	3.6	7.7					
Avg. Stride Freq. [Hz]	2.2	2.3	2.2	2.2	2.2	2.3	2.3	2.3					
Avg. Stride Length [m]	6.7	7.7	7.6	7.6	7.5	7.6	7.7	7.6					





Horse/Jockey Name	Sea Of Qi
Final Rank	9
Fastest Section Time (Section)	0:11.27 (1400m)
Top Speed [km/h] (Section)	65.6 (1400m)
Race State	Finished

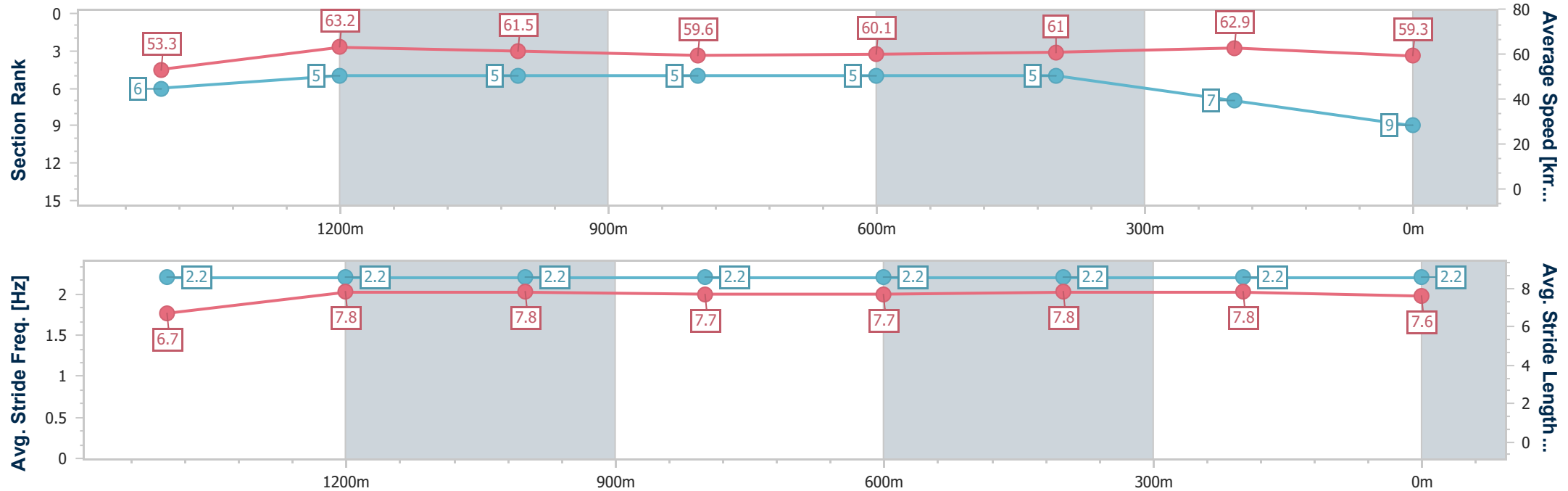


Doomben QLD Professional
Race 7: MAGIC MILLIONS GOLD COAST MARCH BENCHMARK
65 Handicap - 1650m
26 February 2025 - 17:14
Track Rating: Good 3, Weather: Fine, Rail Position: +9m Entire



BRISBANE
RACING CLUB

Section	Overall	1400m	1200m	1000m	800m	600m	400m	200m					
Section Times	1:39.40 [9] (0:16.87)	1:22.53 [6] (0:11.27)	1:11.26 [5] (0:11.71)	0:59.55 [5] (0:12.08)	0:47.47 [5] (0:12.01)	0:35.46 [5] (0:11.86)	0:23.60 [5] (0:11.48)	0:12.12 [7] (0:12.12)					
Average Speed [km/h]	53.3	63.2	61.5	59.6	60.1	61.0	62.9	59.3					
Top Speed [km/h]	65.6	65.6	62.8	61.8	61.4	63.3	63.6	61.6					
Avg. Dist. to Rail [m]	1.8	1.3	0.8	0.3	0.8	1.2	1.2	2.8					
Avg. Stride Freq. [Hz]	2.2	2.2	2.2	2.2	2.2	2.2	2.2	2.2					
Avg. Stride Length [m]	6.7	7.8	7.8	7.7	7.7	7.8	7.8	7.6					





Horse/Jockey Name	Tambourine Man
Final Rank	10
Fastest Section Time (Section)	0:11.10 (1400m)
Top Speed [km/h] (Section)	67.0 (1400m)
Race State	Finished

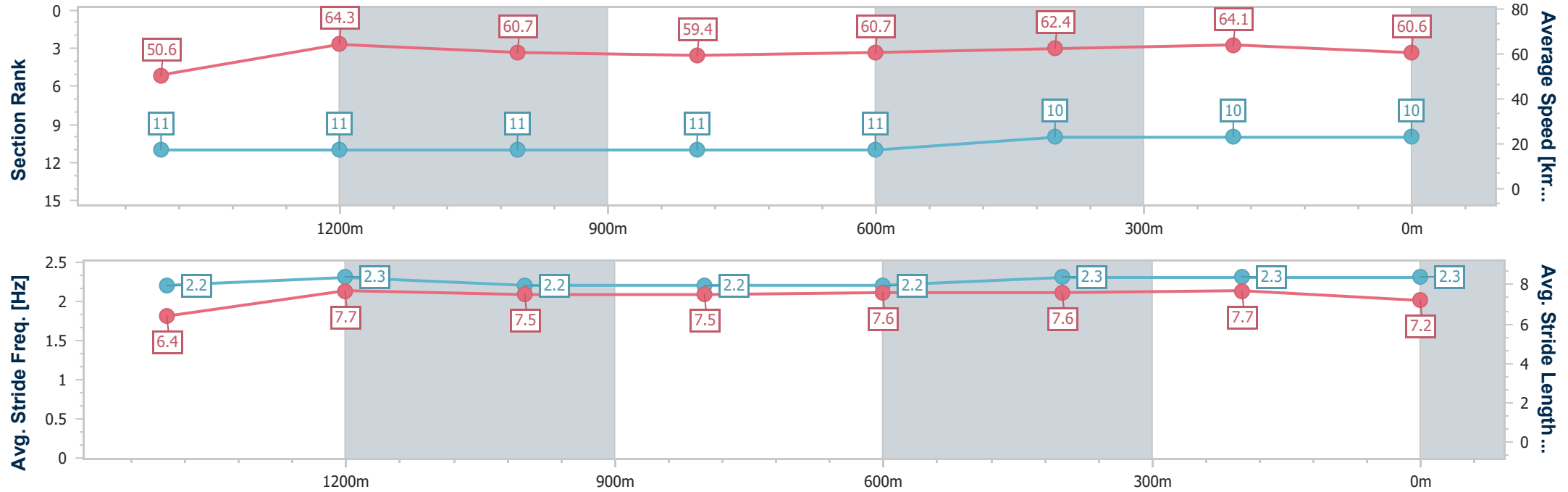


Doomben QLD Professional
Race 7: MAGIC MILLIONS GOLD COAST MARCH BENCHMARK
65 Handicap - 1650m
26 February 2025 - 17:14
Track Rating: Good 3, Weather: Fine, Rail Position: +9m Entire



BRISBANE
RACING CLUB

Section	Overall	1400m	1200m	1000m	800m	600m	400m	200m					
Section Times	1:39.47 [10] (0:17.76)	1:21.71 [11] (0:11.10)	1:10.61 [11] (0:11.88)	0:58.73 [11] (0:12.07)	0:46.66 [11] (0:11.89)	0:34.77 [11] (0:11.61)	0:23.16 [10] (0:11.28)	0:11.88 [10] (0:11.88)					
Average Speed [km/h]	50.6	64.3	60.7	59.4	60.7	62.4	64.1	60.6					
Top Speed [km/h]	66.9	67.0	61.5	61.0	61.3	63.6	65.3	62.8					
Avg. Dist. to Rail [m]	2.4	1.4	1.1	0.7	0.8	1.3	2.3	6.3					
Avg. Stride Freq. [Hz]	2.2	2.3	2.2	2.2	2.2	2.3	2.3	2.3					
Avg. Stride Length [m]	6.4	7.7	7.5	7.5	7.6	7.6	7.7	7.2					



[] Ranking at each section and finish
- - - - No data available at this section
NA No data available



Horse/Jockey Name	Red Mile
Final Rank	11
Fastest Section Time (Section)	0:11.36 (1400m)
Top Speed [km/h] (Section)	67.4 (Overall)
Race State	Finished

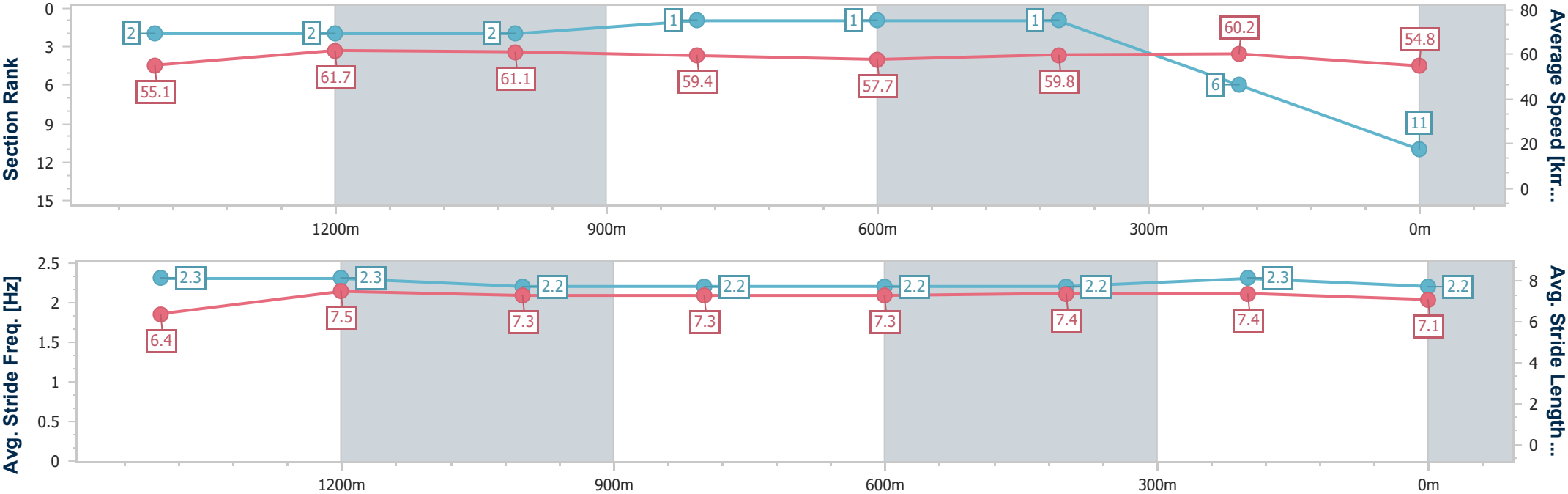


Doomben QLD Professional
Race 7: MAGIC MILLIONS GOLD COAST MARCH BENCHMARK
65 Handicap - 1650m
26 February 2025 - 17:14
Track Rating: Good 3, Weather: Fine, Rail Position: +9m Entire



BRISBANE
RACING CLUB

Section	Overall	1400m	1200m	1000m	800m	600m	400m	200m					
Section Times	1:40.37 [11] (0:16.37)	1:24.00 [2] (0:11.36)	1:12.64 [2] (0:11.81)	1:00.83 [2] (0:11.95)	0:48.88 [1] (0:12.14)	0:36.74 [1] (0:11.77)	0:24.97 [1] (0:11.83)	0:13.14 [6] (0:13.14)					
Average Speed [km/h]	55.1	61.7	61.1	59.4	57.7	59.8	60.2	54.8					
Top Speed [km/h]	67.4	65.1	61.9	61.6	58.4	61.2	61.3	58.7					
Avg. Dist. to Rail [m]	1.6	3.5	3.4	4.1	5.0	4.5	3.0	0.8					
Avg. Stride Freq. [Hz]	2.3	2.3	2.2	2.2	2.2	2.2	2.3	2.2					
Avg. Stride Length [m]	6.4	7.5	7.3	7.3	7.3	7.4	7.4	7.1					





Doomben QLD Professional

Race 8: LADBROKES PUNTER ASSIST Class 1 Handicap - 1110m

26 February 2025 - 17:44



BRISBANE
RACING CLUB

Track Rating: Good 3, Weather: Fine, Rail Position: +9m Entire

Section		Overall				1000m	800m	600m	400m	200m	Last 600m		
Field Times		1:04.10				0:55.63	0:44.76	0:33.91	0:22.76	0:11.62	0:33.91		
		(0:08.47)				(0:10.87)	(0:10.85)	(0:11.15)	(0:11.14)	(0:11.62)			
Rank	TAB Horse/Jockey	Barrier	Top Speed [km/h]	Fastest Section							Margin	Distance Travelled [m]	
1	1 SER JOH	2	69.1	0:08.92	1:04.10 [1]	0:55.18 [7]	0:44.31 [5]	0:33.41 [5]	0:22.24 [5]	0:11.31 [4]	1:04.10	0:33.41	
	Bailey Wheeler		1000m	Overall	(0:08.92)	(0:10.87)	(0:10.90)	(0:11.17)	(0:10.93)	(0:11.31)			
2	3 CONCESSION	10	67.6	0:08.47	1:04.18 [2]	0:55.71 [1]	0:44.81 [3]	0:33.85 [3]	0:22.46 [3]	0:11.56 [3]	0.48L	0:33.85	-2
	Luke Dempsey		1000m	Overall	(0:08.47)	(0:10.90)	(0:10.96)	(0:11.39)	(0:10.90)	(0:11.56)			
3	7 ROSE NOIR	5	68.3	0:08.54	1:04.22 [3]	0:55.68 [2]	0:44.88 [1]	0:33.97 [2]	0:22.82 [2]	0:11.74 [1]	0.71L	0:33.97	+2
	Cejay Graham		1000m	Overall	(0:08.54)	(0:10.80)	(0:10.91)	(0:11.15)	(0:11.08)	(0:11.74)			
4	11 INDAZA	4	67.3	0:08.62	1:04.54 [4]	0:55.92 [4]	0:45.00 [4]	0:34.00 [4]	0:22.71 [4]	0:11.69 [5]	2.58L	0:34.00	+5
	Emily Lang		1000m	Overall	(0:08.62)	(0:10.92)	(0:11.00)	(0:11.29)	(0:11.02)	(0:11.69)			
5	8 THROWIN SHADE	7	67.2	0:09.06	1:04.74 [5]	0:55.68 [10]	0:44.75 [8]	0:33.89 [6]	0:22.66 [6]	0:11.76 [6]	3.77L	0:33.89	-1
	Jag Guthmann-Chester		800m	Overall	(0:09.06)	(0:10.93)	(0:10.86)	(0:11.23)	(0:10.90)	(0:11.76)			
6	15 ZOUTHUR	1	67.9	0:08.58	1:04.78 [6]	0:56.20 [3]	0:45.43 [2]	0:34.59 [1]	0:23.44 [1]	0:12.21 [2]	3.99L	0:34.59	+5
	Jade Hampson		1000m	Overall	(0:08.58)	(0:10.77)	(0:10.84)	(0:11.15)	(0:11.23)	(0:12.21)			
7	2 DANCE WIZZARD	8	67.3	0:08.98	1:04.82 [7]	0:55.84 [8]	0:44.74 [10]	0:33.66 [10]	0:22.52 [9]	0:11.63 [7]	4.23L	0:33.66	+3
	Martin Harley		400m	Overall	(0:08.98)	(0:11.10)	(0:11.08)	(0:11.14)	(0:10.89)	(0:11.63)			
8	9 HARRY THE HORSE	9	67.0	0:09.05	1:05.04 [8]	0:55.99 [9]	0:44.99 [9]	0:33.89 [9]	0:22.74 [8]	0:11.76 [8]	5.57L	0:33.89	+3
	Kyle Wilson-Taylor		1000m	Overall	(0:09.05)	(0:11.00)	(0:11.10)	(0:11.15)	(0:10.98)	(0:11.76)			
9	4 DATA LEAK	6	67.4	0:08.78	1:05.08 [9]	0:56.30 [5]	0:45.26 [7]	0:34.17 [7]	0:22.83 [7]	0:11.74 [9]	5.79L	0:34.17	+10
	Georgina Cartwright		1000m	Overall	(0:08.78)	(0:11.04)	(0:11.09)	(0:11.34)	(0:11.09)	(0:11.74)			
10	13 LION'S PRIDE	3	67.7	0:08.82	1:05.49 [10]	0:56.67 [6]	0:45.68 [6]	0:34.55 [8]	0:23.03 [10]	0:11.92 [10]	8.19L	0:34.55	-2
	Siobhan Rutledge		1000m	Overall	(0:08.82)	(0:10.99)	(0:11.13)	(0:11.52)	(0:11.11)	(0:11.92)			

Scratched: Tipsy Tiger (#12), Etude (#14), Lumens Lenny (#6), Lady Lucifer (#10), Mercian (#5)



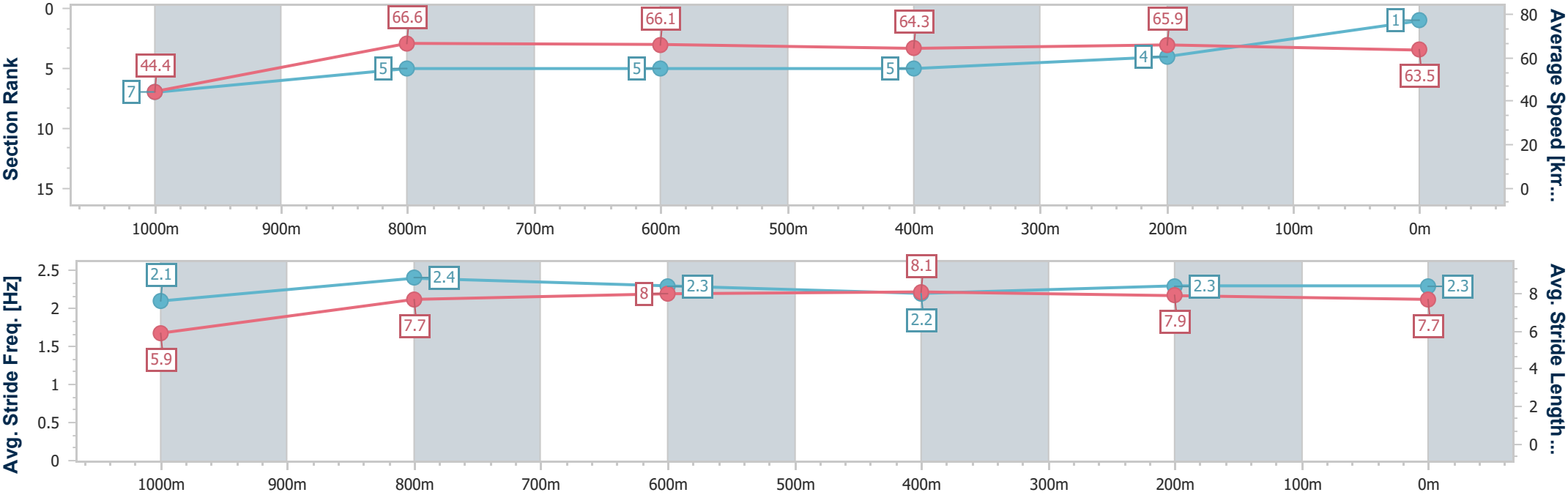
Horse/Jockey Name	Ser Joh
Final Rank	1
Fastest Section Time (Section)	0:08.92 (Overall)
Top Speed [km/h] (Section)	69.1 (1000m)
Race State	Finished



Doomben QLD Professional
Race 8: LADBROKES PUNTER ASSIST Class 1 Handicap - 1110m
26 February 2025 - 17:44
Track Rating: Good 3, Weather: Fine, Rail Position: +9m Entire



Section	Overall	1000m	800m	600m	400m	200m							
Section Times	1:04.10 [1] (0:08.92)	0:55.18 [7] (0:10.87)	0:44.31 [5] (0:10.90)	0:33.41 [5] (0:11.17)	0:22.24 [5] (0:10.93)	0:11.31 [4]							
Average Speed [km/h]	44.4	66.6	66.1	64.3	65.9	63.5							
Top Speed [km/h]	65.6	69.1	66.8	65.2	66.3	65.3							
Avg. Dist. to Rail [m]	1.6	0.5	0.3	0.3	0.8	2.1							
Avg. Stride Freq. [Hz]	2.1	2.4	2.3	2.2	2.3	2.3							
Avg. Stride Length [m]	5.9	7.7	8.0	8.1	7.9	7.7							



[] Ranking at each section and finish
-.-.- No data available at this section
NA No data available



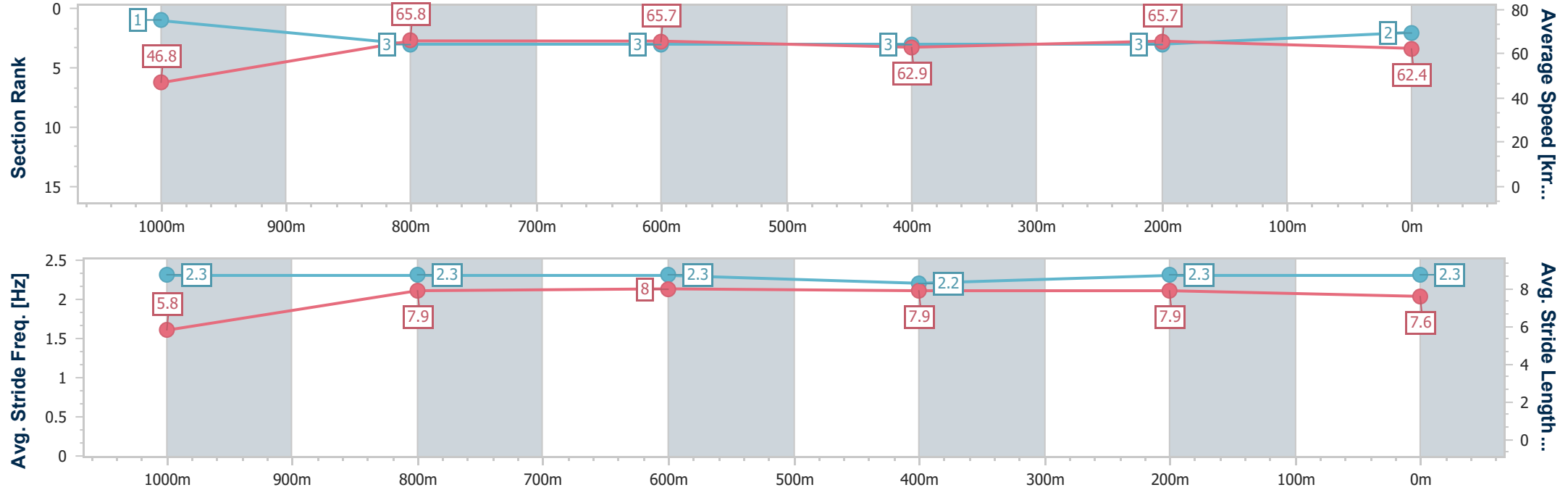
Horse/Jockey Name	Concession
Final Rank	2
Fastest Section Time (Section)	0:08.47 (Overall)
Top Speed [km/h] (Section)	67.6 (1000m)
Race State	Finished



Doomben QLD Professional
Race 8: LADBROKES PUNTER ASSIST Class 1 Handicap - 1110m
26 February 2025 - 17:44
Track Rating: Good 3, Weather: Fine, Rail Position: +9m Entire



Section	Overall	1000m	800m	600m	400m	200m							
Section Times	1:04.18 [2] (0:08.47)	0:55.71 [1] (0:10.90)	0:44.81 [3] (0:10.96)	0:33.85 [3] (0:11.39)	0:22.46 [3] (0:10.90)	0:11.56 [3] (0:11.56)							
Average Speed [km/h]	46.8	65.8	65.7	62.9	65.7	62.4							
Top Speed [km/h]	66.7	67.6	66.9	64.2	66.9	65.3							
Avg. Dist. to Rail [m]	7.7	0.7	0.4	1.1	2.6	1.1							
Avg. Stride Freq. [Hz]	2.3	2.3	2.3	2.2	2.3	2.3							
Avg. Stride Length [m]	5.8	7.9	8.0	7.9	7.9	7.6							





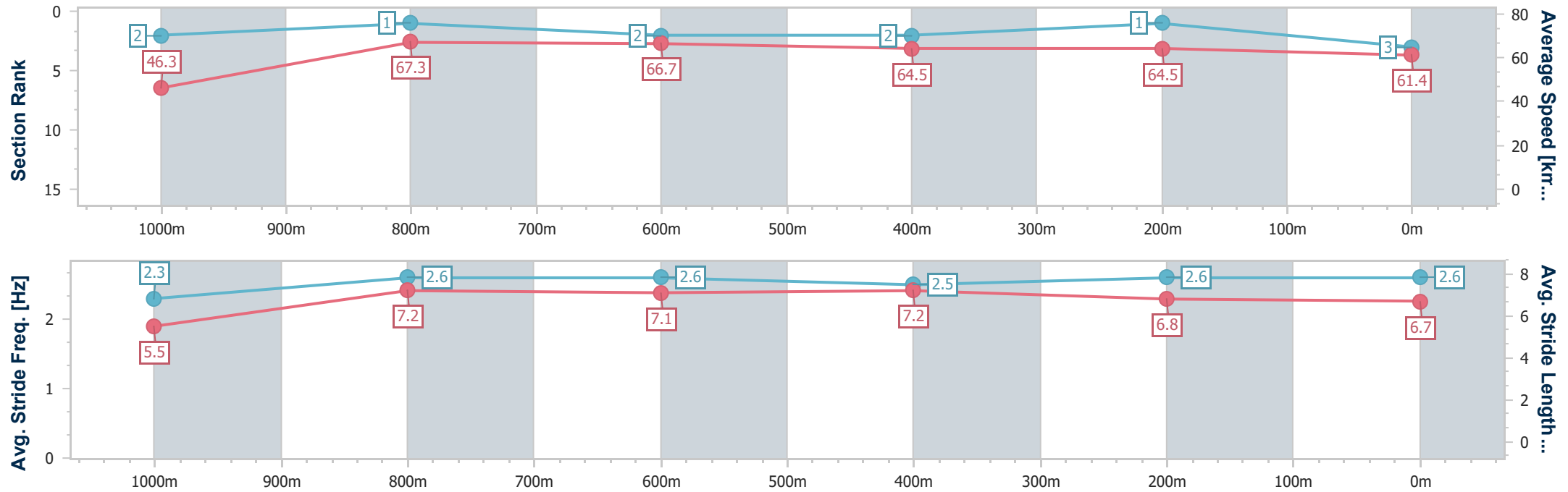
Horse/Jockey Name	Rose Noir
Final Rank	3
Fastest Section Time (Section)	0:08.54 (Overall)
Top Speed [km/h] (Section)	68.3 (1000m)
Race State	Finished



Doomben QLD Professional
Race 8: LADBROKES PUNTER ASSIST Class 1 Handicap - 1110m
26 February 2025 - 17:44
Track Rating: Good 3, Weather: Fine, Rail Position: +9m Entire



Section	Overall	1000m	800m	600m	400m	200m							
Section Times	1:04.22 [3] (0:08.54)	0:55.68 [2] (0:10.80)	0:44.88 [1] (0:10.91)	0:33.97 [2] (0:11.15)	0:22.82 [2] (0:11.08)	0:11.74 [1] (0:11.74)							
Average Speed [km/h]	46.3	67.3	66.7	64.5	64.5	61.4							
Top Speed [km/h]	63.7	68.3	68.3	66.0	66.7	66.2							
Avg. Dist. to Rail [m]	4.5	2.5	2.0	0.9	1.2	0.7							
Avg. Stride Freq. [Hz]	2.3	2.6	2.6	2.5	2.6	2.6							
Avg. Stride Length [m]	5.5	7.2	7.1	7.2	6.8	6.7							





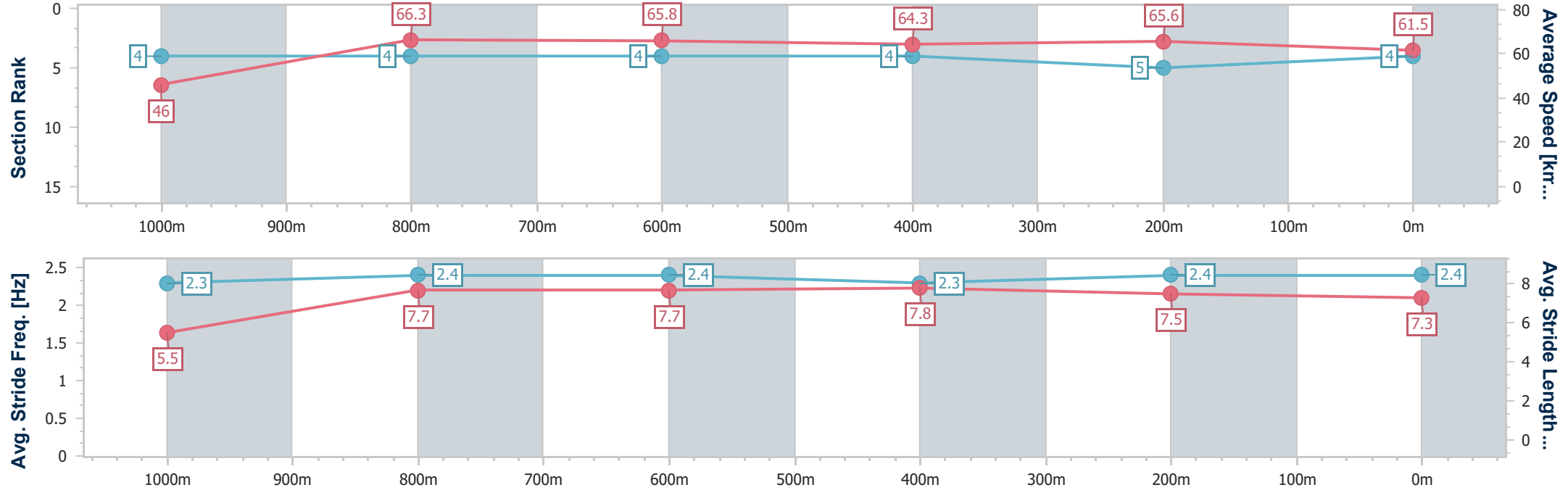
Horse/Jockey Name	Indaza
Final Rank	4
Fastest Section Time (Section)	0:08.62 (Overall)
Top Speed [km/h] (Section)	67.3 (1000m)
Race State	Finished



Doomben QLD Professional
Race 8: LADBROKES PUNTER ASSIST Class 1 Handicap - 1110m
26 February 2025 - 17:44
Track Rating: Good 3, Weather: Fine, Rail Position: +9m Entire



Section	Overall	1000m	800m	600m	400m	200m							
Section Times	1:04.54 [4] (0:08.62)	0:55.92 [4] (0:10.92)	0:45.00 [4] (0:11.00)	0:34.00 [4] (0:11.29)	0:22.71 [4] (0:11.02)	0:11.69 [5] (0:11.69)							
Average Speed [km/h]	46.0	66.3	65.8	64.3	65.6	61.5							
Top Speed [km/h]	65.4	67.3	66.9	65.6	67.1	64.0							
Avg. Dist. to Rail [m]	3.3	1.0	2.0	1.4	1.1	2.8							
Avg. Stride Freq. [Hz]	2.3	2.4	2.4	2.3	2.4	2.4							
Avg. Stride Length [m]	5.5	7.7	7.7	7.8	7.5	7.3							



- [] Ranking at each section and finish
- .-.- No data available at this section
- NA No data available



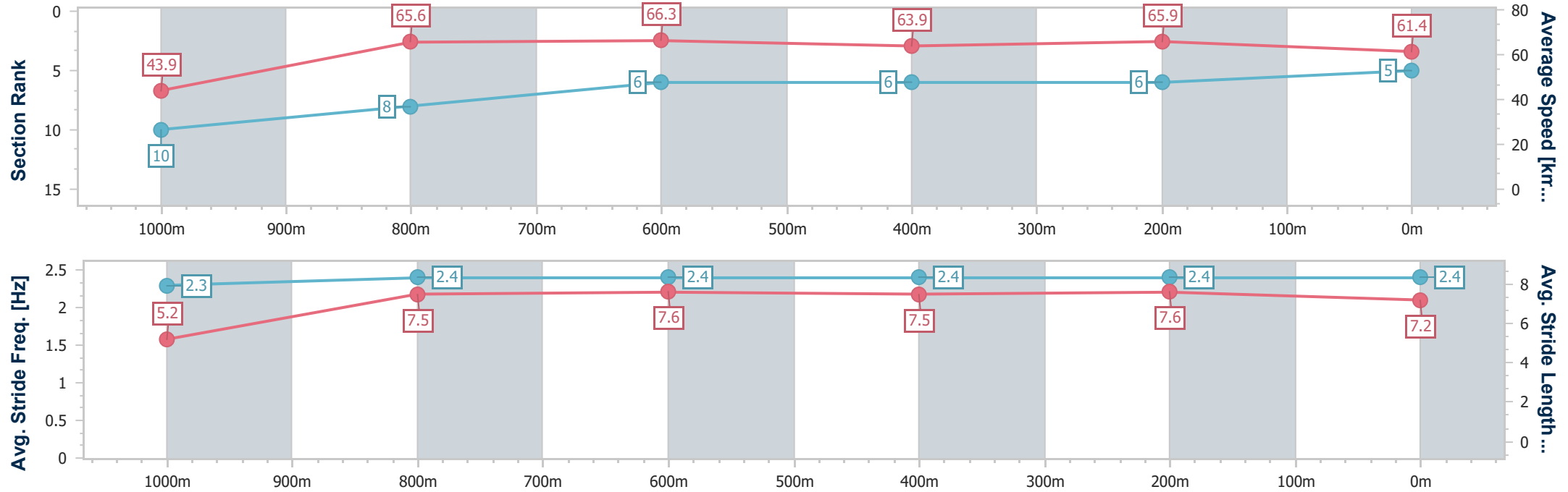
Horse/Jockey Name	Throwin Shade
Final Rank	5
Fastest Section Time (Section)	0:09.06 (Overall)
Top Speed [km/h] (Section)	67.2 (800m)
Race State	Finished



Doomben QLD Professional
Race 8: LADBROKES PUNTER ASSIST Class 1 Handicap - 1110m
26 February 2025 - 17:44
Track Rating: Good 3, Weather: Fine, Rail Position: +9m Entire



Section	Overall	1000m	800m	600m	400m	200m							
Section Times	1:04.74 [5] (0:09.06)	0:55.68 [10] (0:10.93)	0:44.75 [8] (0:10.86)	0:33.89 [6] (0:11.23)	0:22.66 [6] (0:10.90)	0:11.76 [6] (0:11.76)							
Average Speed [km/h]	43.9	65.6	66.3	63.9	65.9	61.4							
Top Speed [km/h]	64.6	67.0	67.2	66.4	67.1	64.8							
Avg. Dist. to Rail [m]	3.9	0.4	0.6	0.4	1.8	4.3							
Avg. Stride Freq. [Hz]	2.3	2.4	2.4	2.4	2.4	2.4							
Avg. Stride Length [m]	5.2	7.5	7.6	7.5	7.6	7.2							



[] Ranking at each section and finish
-.-.- No data available at this section
NA No data available



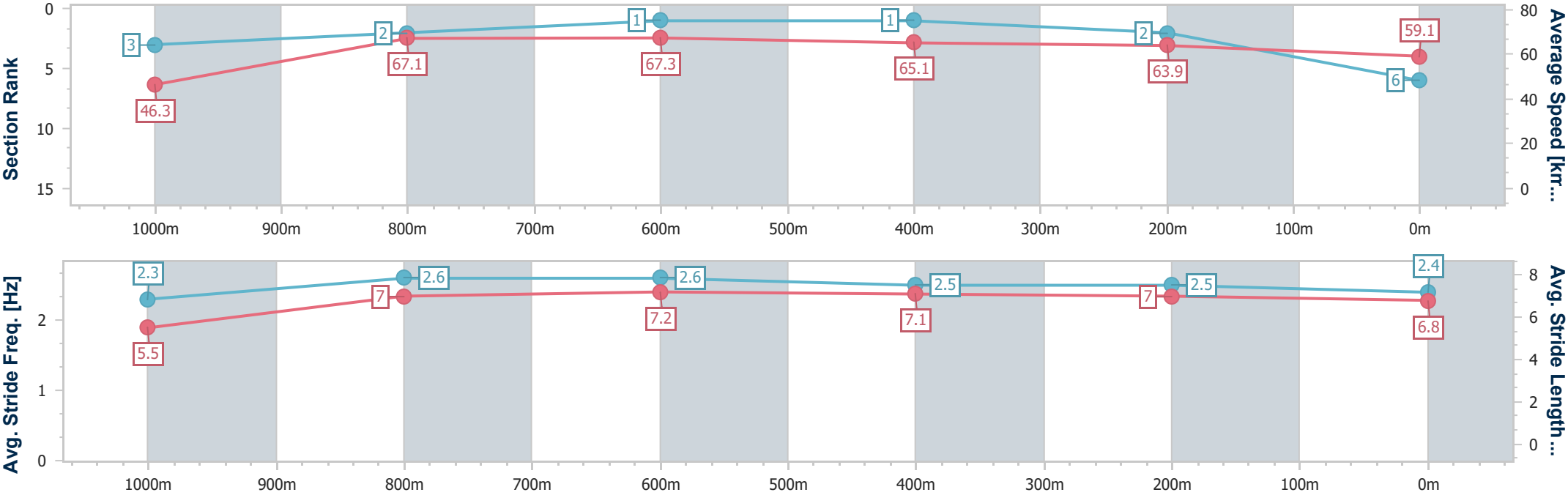
Horse/Jockey Name	Zouthur
Final Rank	6
Fastest Section Time (Section)	0:08.58 (Overall)
Top Speed [km/h] (Section)	67.9 (1000m)
Race State	Finished



Doomben QLD Professional
Race 8: LADBROKES PUNTER ASSIST Class 1 Handicap - 1110m
26 February 2025 - 17:44
Track Rating: Good 3, Weather: Fine, Rail Position: +9m Entire



Section	Overall	1000m	800m	600m	400m	200m								
Section Times	1:04.78 [6] (0:08.58)	0:56.20 [3] (0:10.77)	0:45.43 [2] (0:10.84)	0:34.59 [1] (0:11.15)	0:23.44 [1] (0:11.23)	0:12.21 [2] (0:12.21)								
Average Speed [km/h]	46.3	67.1	67.3	65.1	63.9	59.1								
Top Speed [km/h]	63.3	67.9	67.2	66.4	64.7	62.9								
Avg. Dist. to Rail [m]	2.7	1.6	2.0	1.4	1.7	3.4								
Avg. Stride Freq. [Hz]	2.3	2.6	2.6	2.5	2.5	2.4								
Avg. Stride Length [m]	5.5	7.0	7.2	7.1	7.0	6.8								



[] Ranking at each section and finish
- - - - - No data available at this section
NA No data available



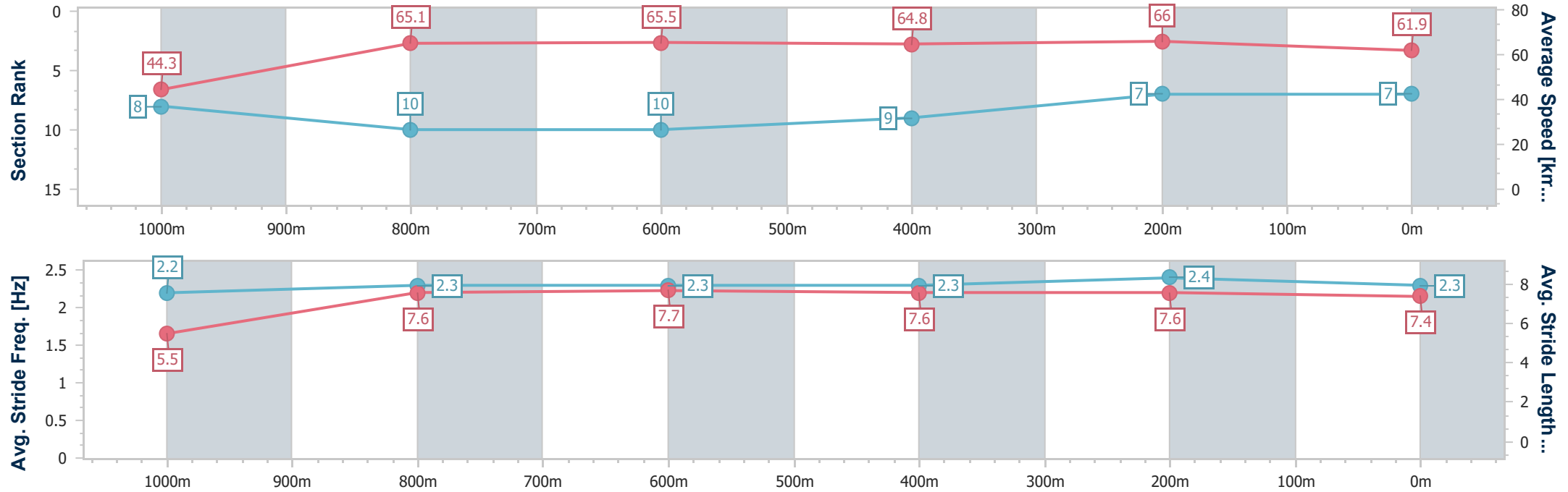
Horse/Jockey Name	Dance Wizzard
Final Rank	7
Fastest Section Time (Section)	0:08.98 (Overall)
Top Speed [km/h] (Section)	67.3 (400m)
Race State	Finished



Doomben QLD Professional
Race 8: LADBROKES PUNTER ASSIST Class 1 Handicap - 1110m
26 February 2025 - 17:44
Track Rating: Good 3, Weather: Fine, Rail Position: +9m Entire



Section	Overall	1000m	800m	600m	400m	200m								
Section Times	1:04.82 [7] (0:08.98)	0:55.84 [8] (0:11.10)	0:44.74 [10] (0:11.08)	0:33.66 [10] (0:11.14)	0:22.52 [9] (0:10.89)	0:11.63 [7] (0:11.63)								
Average Speed [km/h]	44.3	65.1	65.5	64.8	66.0	61.9								
Top Speed [km/h]	63.2	66.0	66.8	66.9	67.3	64.8								
Avg. Dist. to Rail [m]	6.5	1.8	1.3	0.9	1.2	0.9								
Avg. Stride Freq. [Hz]	2.2	2.3	2.3	2.3	2.4	2.3								
Avg. Stride Length [m]	5.5	7.6	7.7	7.6	7.6	7.4								





Horse/Jockey Name	Harry The Horse
Final Rank	8
Fastest Section Time (Section)	0:09.05 (Overall)
Top Speed [km/h] (Section)	67.0 (1000m)
Race State	Finished

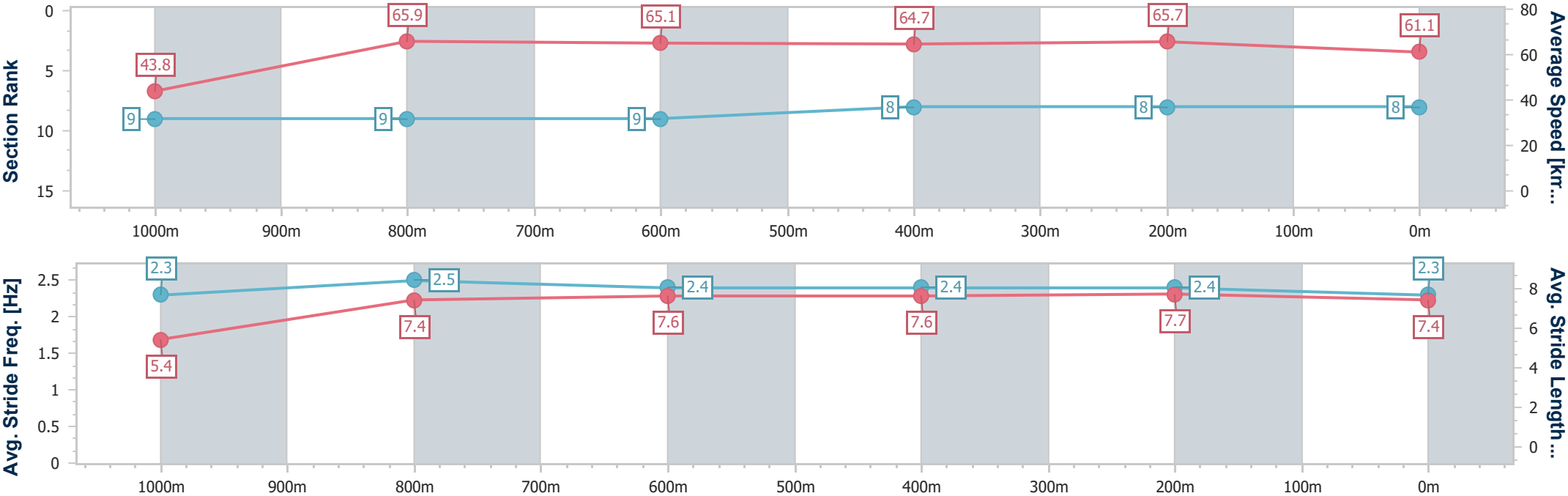


Doomben QLD Professional
Race 8: LADBROKES PUNTER ASSIST Class 1 Handicap - 1110m
26 February 2025 - 17:44
Track Rating: Good 3, Weather: Fine, Rail Position: +9m Entire



BRISBANE
RACING CLUB

Section	Overall	1000m	800m	600m	400m	200m								
Section Times	1:05.04 [8] (0:09.05)	0:55.99 [9] (0:11.00)	0:44.99 [9] (0:11.10)	0:33.89 [9] (0:11.15)	0:22.74 [8] (0:10.98)	0:11.76 [8] (0:11.76)								
Average Speed [km/h]	43.8	65.9	65.1	64.7	65.7	61.1								
Top Speed [km/h]	62.2	67.0	66.2	66.8	66.7	64.6								
Avg. Dist. to Rail [m]	7.0	1.9	1.2	0.9	0.8	2.2								
Avg. Stride Freq. [Hz]	2.3	2.5	2.4	2.4	2.4	2.3								
Avg. Stride Length [m]	5.4	7.4	7.6	7.6	7.7	7.4								



[] Ranking at each section and finish
-.-.- No data available at this section
NA No data available



Horse/Jockey Name	Data Leak
Final Rank	9
Fastest Section Time (Section)	0:08.78 (Overall)
Top Speed [km/h] (Section)	67.4 (1000m)
Race State	Finished

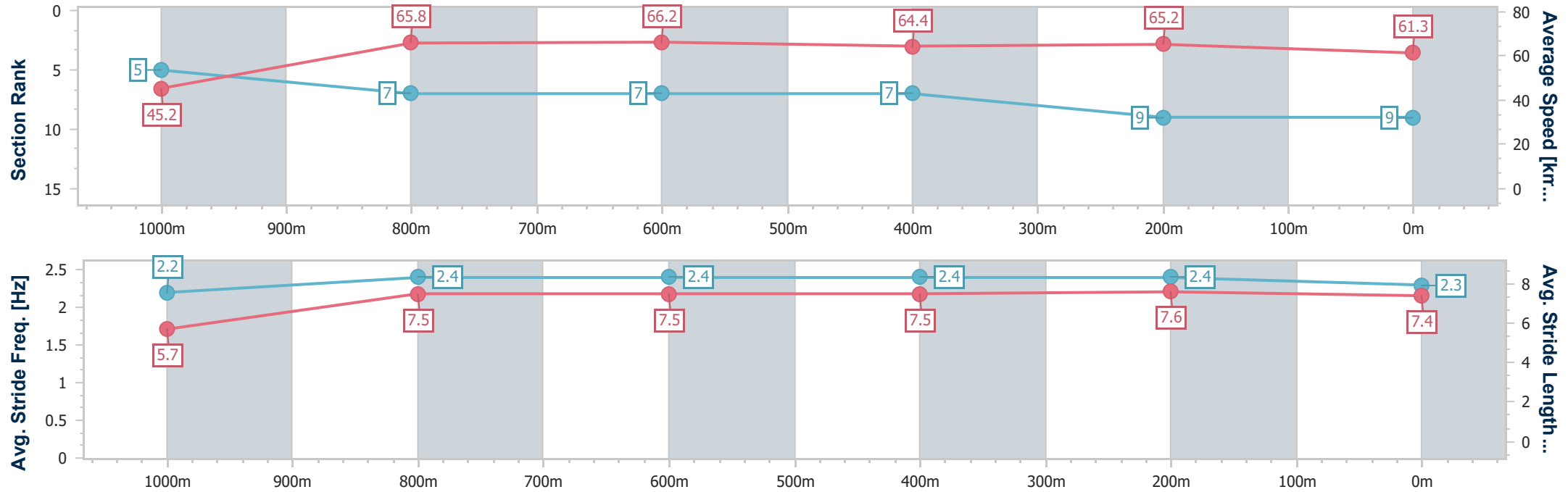


Doomben QLD Professional
Race 8: LADBROKES PUNTER ASSIST Class 1 Handicap - 1110m
26 February 2025 - 17:44
Track Rating: Good 3, Weather: Fine, Rail Position: +9m Entire



BRISBANE
RACING CLUB

Section	Overall	1000m	800m	600m	400m	200m								
Section Times	1:05.08 [9] (0:08.78)	0:56.30 [5] (0:11.04)	0:45.26 [7] (0:11.09)	0:34.17 [7] (0:11.34)	0:22.83 [7] (0:11.09)	0:11.74 [9] (0:11.74)								
Average Speed [km/h]	45.2	65.8	66.2	64.4	65.2	61.3								
Top Speed [km/h]	65.0	67.4	66.9	65.3	66.6	64.1								
Avg. Dist. to Rail [m]	5.3	2.7	3.9	2.6	3.4	5.1								
Avg. Stride Freq. [Hz]	2.2	2.4	2.4	2.4	2.4	2.3								
Avg. Stride Length [m]	5.7	7.5	7.5	7.5	7.6	7.4								





Horse/Jockey Name	Lion's Pride
Final Rank	10
Fastest Section Time (Section)	0:08.82 (Overall)
Top Speed [km/h] (Section)	67.7 (1000m)
Race State	Finished



Doomben QLD Professional
Race 8: LADBROKES PUNTER ASSIST Class 1 Handicap - 1110m
26 February 2025 - 17:44
Track Rating: Good 3, Weather: Fine, Rail Position: +9m Entire



BRISBANE
RACING CLUB

Section	Overall	1000m	800m	600m	400m	200m							
Section Times	1:05.49 [10] (0:08.82)	0:56.67 [6] (0:10.99)	0:45.68 [6] (0:11.13)	0:34.55 [8] (0:11.52)	0:23.03 [10] (0:11.11)	0:11.92 [10] (0:11.92)							
Average Speed [km/h]	45.0	65.2	64.7	62.5	64.4	60.4							
Top Speed [km/h]	67.1	67.7	66.2	65.8	66.3	63.4							
Avg. Dist. to Rail [m]	1.0	1.2	0.6	0.7	2.5	1.8							
Avg. Stride Freq. [Hz]	2.4	2.5	2.4	2.3	2.4	2.3							
Avg. Stride Length [m]	5.2	7.2	7.1	7.4	7.5	7.3							

