



Sunshine Coast QLD Professional
Race 1: QEMCO GUTTER GUARD Maiden Plate - 2200m
28 February 2025 - 17:38



Track Rating: Good 4, Weather: Fine, Rail Position: +12m Entire

Section						Overall	2000m	1800m	1600m	1400m	1200m	1000m	Last 600m	
Field Times						2:24.87 (0:17.74)	2:07.13 (0:11.71)	1:55.42 (0:12.11)	1:43.31 (0:12.22)	1:31.09 (0:12.99)	1:18.10 (0:14.23)	1:03.87 (0:14.08)	0:36.36	
Rank	TAB	Horse/Jockey	Barrier	Top Speed [km/h]	Fastest Section									Distance Travelled [m]
1	7	MISS DYNAMO	5	63.4	0:11.62	2:24.87 [1]	2:06.74 [6]	1:54.72 [6]	1:42.54 [6]	1:30.37 [6]	1:17.03 [6]	1:02.74 [6]	0:35.93	
		Andrew Mallyon		Overall	400m	(0:18.13)	(0:12.02)	(0:12.18)	(0:12.17)	(0:13.34)	(0:14.29)	(0:13.67)		
2	6	PREFER TO DANCE	4	63.0	0:11.75	2:25.16 [2]	2:07.39 [2]	1:55.54 [2]	1:43.48 [3]	1:31.18 [3]	1:17.84 [4]	1:03.59 [4]	0:36.46	-2
		Ron Stewart		2000m	400m	(0:17.77)	(0:11.85)	(0:12.06)	(0:12.30)	(0:13.34)	(0:14.25)	(0:13.94)		
3	5	CAPTAIN GOOD VIBES	3	61.7	0:11.93	2:25.71 [3]	2:07.84 [3]	1:55.90 [4]	1:43.71 [4]	1:31.48 [5]	1:18.09 [5]	1:03.78 [5]	0:36.70	-4
		Cejay Graham		Overall	400m	(0:17.87)	(0:11.94)	(0:12.19)	(0:12.23)	(0:13.39)	(0:14.31)	(0:13.95)		
4	8	SASSY TAP	1	63.2	0:11.71	2:26.51 [4]	2:08.77 [1]	1:57.06 [1]	1:44.95 [1]	1:32.73 [1]	1:19.74 [1]	1:05.51 [1]	0:38.00	-10
		Nikita Beriman		Overall	2000m	(0:17.74)	(0:11.71)	(0:12.11)	(0:12.22)	(0:12.99)	(0:14.23)	(0:14.08)		
5	1	BRIEF SPIRIT	6	64.1	0:11.75	2:26.97 [5]	2:08.97 [4]	1:57.22 [3]	1:45.32 [2]	1:33.16 [2]	1:19.87 [2]	1:05.69 [2]	0:38.42	-3
		Kyle Wilson-Taylor		2000m	2000m	(0:18.00)	(0:11.75)	(0:11.90)	(0:12.16)	(0:13.29)	(0:14.18)	(0:13.97)		
6	4	ZALATORIS	2	63.0	0:11.83	2:31.60 [6]	2:13.56 [5]	2:01.73 [5]	1:49.54 [5]	1:37.44 [4]	1:24.32 [3]	1:10.27 [3]	0:42.82	-11
		Jason Taylor		Overall	2000m	(0:18.04)	(0:11.83)	(0:12.19)	(0:12.10)	(0:13.12)	(0:14.05)	(0:14.09)		

Scratched: Frankel Moon (#2), Space Journey (#3)



Sunshine Coast QLD Professional
Race 1: QEMCO GUTTER GUARD Maiden Plate - 2200m
28 February 2025 - 17:38



Track Rating: Good 4, Weather: Fine, Rail Position: +12m Entire

Section		Field Times				800m	600m	400m	200m	Last 600m		
						0:49.79 (0:13.43)	0:36.36 (0:12.57)	0:23.79 (0:11.80)	0:11.99 (0:11.99)	0:36.36		
Rank	TAB	Horse/Jockey	Barrier	Top Speed [km/h]	Fastest Section					Margin	Distance Travelled [m]	
1	7	MISS DYNAMO	5	63.4	0:11.62	0:49.07 [5]	0:35.93 [5]	0:23.61 [4]	0:11.99 [1]	2:24.87	0:35.93	
		Andrew Mallyon		Overall	400m	(0:13.14)	(0:12.32)	(0:11.62)	(0:11.99)			
2	6	PREFER TO DANCE	4	63.0	0:11.75	0:49.65 [4]	0:36.46 [3]	0:23.97 [3]	0:12.22 [2]	1.5L	0:36.46 -2	
		Ron Stewart		2000m	400m	(0:13.19)	(0:12.49)	(0:11.75)	(0:12.22)			
3	5	CAPTAIN GOOD VIBES	3	61.7	0:11.93	0:49.83 [6]	0:36.70 [6]	0:24.33 [5]	0:12.40 [4]	4.5L	0:36.70 -4	
		Cejay Graham		Overall	400m	(0:13.13)	(0:12.37)	(0:11.93)	(0:12.40)			
4	8	SASSY TAP	1	63.2	0:11.71	0:51.43 [1]	0:38.00 [1]	0:25.43 [1]	0:13.34 [3]	9L	0:38.00 -10	
		Nikita Beriman		Overall	2000m	(0:13.43)	(0:12.57)	(0:12.09)	(0:13.34)			
5	1	BRIEF SPIRIT	6	64.1	0:11.75	0:51.72 [2]	0:38.42 [2]	0:25.84 [2]	0:13.60 [5]	11.5L	0:38.42 -3	
		Kyle Wilson-Taylor		2000m	2000m	(0:13.30)	(0:12.58)	(0:12.24)	(0:13.60)			
6	4	ZALATORIS	2	63.0	0:11.83	0:56.18 [3]	0:42.82 [4]	0:30.21 [6]	0:17.48 [6]	38.5L	0:42.82 -11	
		Jason Taylor		Overall	2000m	(0:13.36)	(0:12.61)	(0:12.73)	(0:17.48)			

Scratched: Frankel Moon (#2), Space Journey (#3)



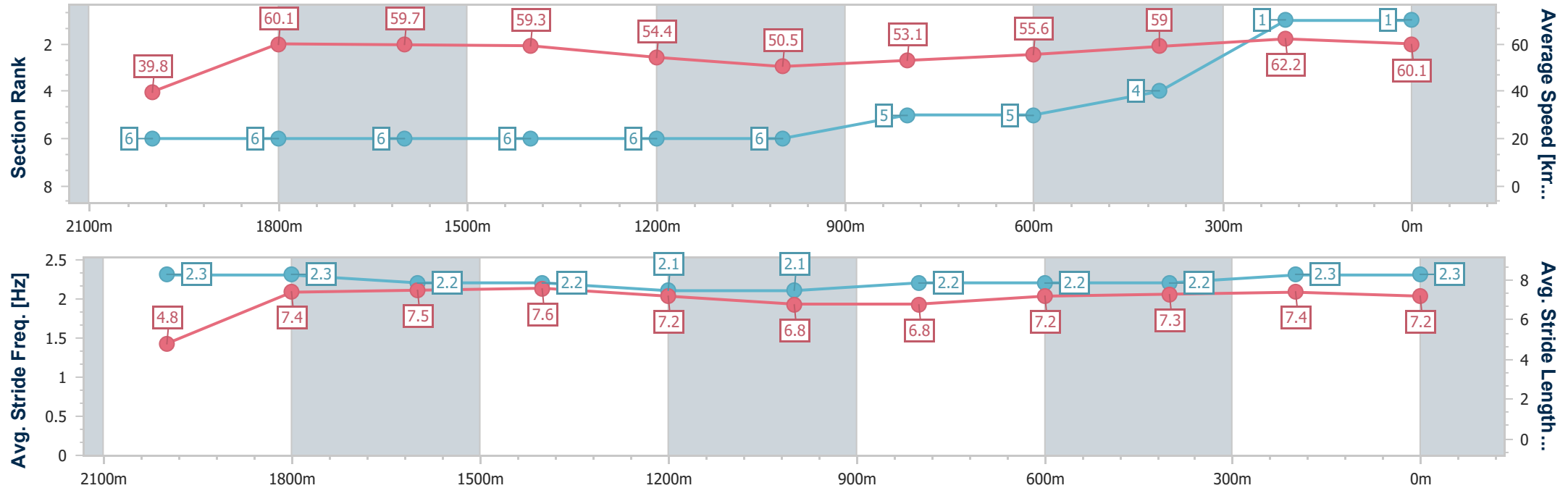
Horse/Jockey Name	Miss Dynamo
Final Rank	1
Fastest Section Time (Section)	0:11.62 (400m)
Top Speed [km/h] (Section)	63.4 (Overall)
Race State	Finished



Sunshine Coast QLD Professional
Race 1: QEMCO GUTTER GUARD Maiden Plate - 2200m
28 February 2025 - 17:38
Track Rating: Good 4, Weather: Fine, Rail Position: +12m Entire



Section	Overall	2000m	1800m	1600m	1400m	1200m	1000m	800m	600m	400m	200m		
Section Times	2:24.87 [1] (0:18.13)	2:06.74 [6] (0:12.02)	1:54.72 [6] (0:12.18)	1:42.54 [6] (0:12.17)	1:30.37 [6] (0:13.34)	1:17.03 [6] (0:14.29)	1:02.74 [6] (0:13.67)	0:49.07 [5] (0:13.14)	0:35.93 [5] (0:12.32)	0:23.61 [4] (0:11.62)	0:11.99 [1] (0:11.99)		
Average Speed [km/h]	39.8	60.1	59.7	59.3	54.4	50.5	53.1	55.6	59.0	62.2	60.1		
Top Speed [km/h]	63.4	61.1	60.6	60.2	57.9	52.3	54.2	57.9	61.4	62.4	61.7		
Avg. Dist. to Rail [m]	6.0	0.8	1.5	2.4	2.6	3.2	3.3	2.1	2.2	3.5	4.7		
Avg. Stride Freq. [Hz]	2.3	2.3	2.2	2.2	2.1	2.1	2.2	2.2	2.2	2.3	2.3		
Avg. Stride Length [m]	4.8	7.4	7.5	7.6	7.2	6.8	6.8	7.2	7.3	7.4	7.2		



[] Ranking at each section and finish
-.-.- No data available at this section
NA No data available



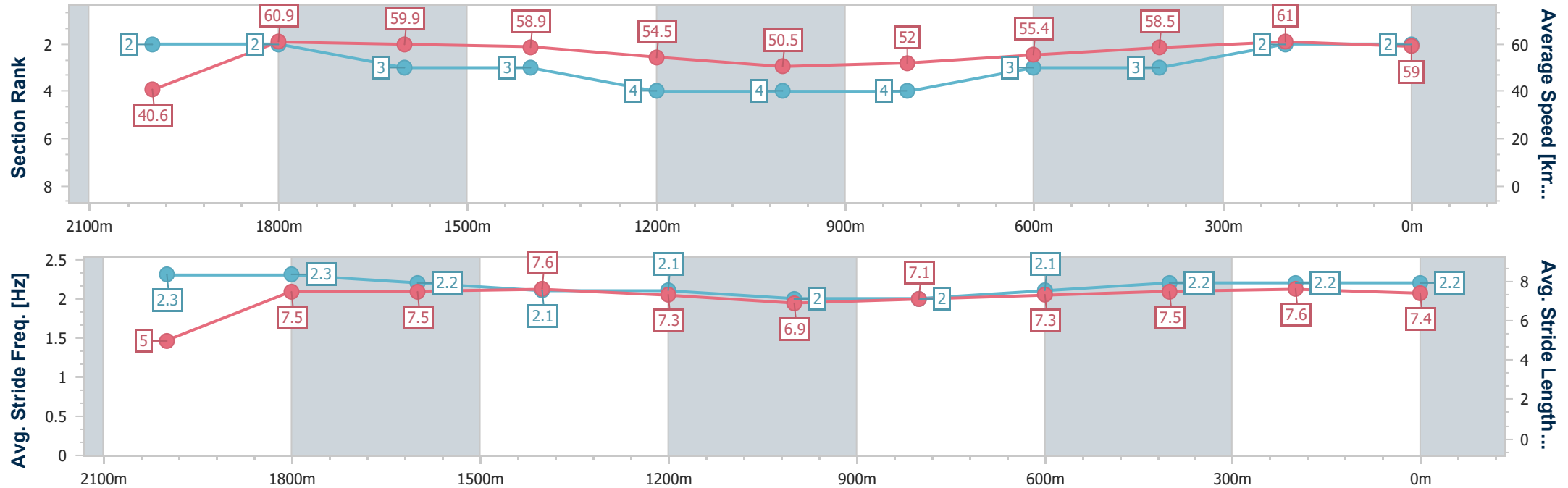
Horse/Jockey Name	Prefer To Dance
Final Rank	2
Fastest Section Time (Section)	0:11.75 (400m)
Top Speed [km/h] (Section)	63.0 (2000m)
Race State	Finished



Sunshine Coast QLD Professional
Race 1: QEMCO GUTTER GUARD Maiden Plate - 2200m
28 February 2025 - 17:38
Track Rating: Good 4, Weather: Fine, Rail Position: +12m Entire



Section	Overall	2000m	1800m	1600m	1400m	1200m	1000m	800m	600m	400m	200m		
Section Times	2:25.16 [2] (0:17.77)	2:07.39 [2] (0:11.85)	1:55.54 [2] (0:12.06)	1:43.48 [3] (0:12.30)	1:31.18 [3] (0:13.34)	1:17.84 [4] (0:14.25)	1:03.59 [4] (0:13.94)	0:49.65 [4] (0:13.19)	0:36.46 [3] (0:12.49)	0:23.97 [3] (0:11.75)	0:12.22 [2] (0:12.22)		
Average Speed [km/h]	40.6	60.9	59.9	58.9	54.5	50.5	52.0	55.4	58.5	61.0	59.0		
Top Speed [km/h]	63.0	63.0	60.7	59.7	56.8	52.9	55.0	57.3	60.8	62.0	61.8		
Avg. Dist. to Rail [m]	5.6	0.4	1.1	2.6	3.0	3.0	2.6	2.6	2.2	3.5	4.7		
Avg. Stride Freq. [Hz]	2.3	2.3	2.2	2.1	2.1	2.0	2.0	2.1	2.2	2.2	2.2		
Avg. Stride Length [m]	5.0	7.5	7.5	7.6	7.3	6.9	7.1	7.3	7.5	7.6	7.4		



[] Ranking at each section and finish
-.-.- No data available at this section
NA No data available



Horse/Jockey Name	Captain Good Vibes
Final Rank	3
Fastest Section Time (Section)	0:11.93 (400m)
Top Speed [km/h] (Section)	61.7 (Overall)
Race State	Finished



Sunshine Coast QLD Professional

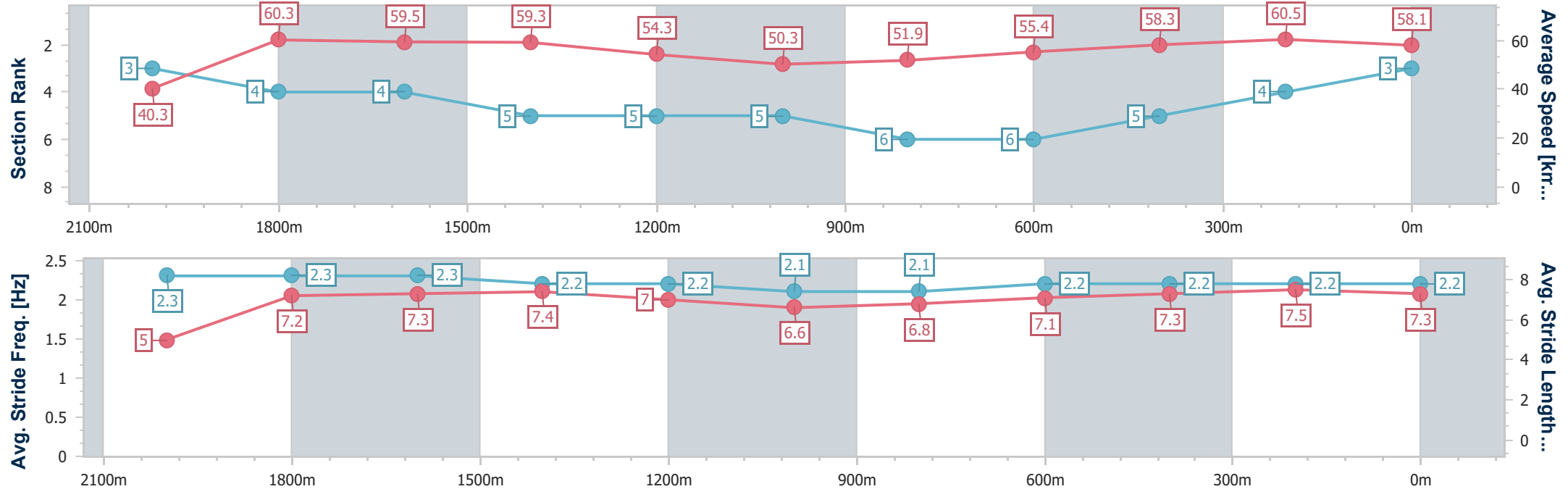
Race 1: QEMCO GUTTER GUARD Maiden Plate - 2200m



28 February 2025 - 17:38

Track Rating: Good 4, Weather: Fine, Rail Position: +12m Entire

Section	Overall	2000m	1800m	1600m	1400m	1200m	1000m	800m	600m	400m	200m		
Section Times	2:25.71 [3] (0:17.87)	2:07.84 [3] (0:11.94)	1:55.90 [4] (0:12.19)	1:43.71 [4] (0:12.23)	1:31.48 [5] (0:13.39)	1:18.09 [5] (0:14.31)	1:03.78 [5] (0:13.95)	0:49.83 [6] (0:13.13)	0:36.70 [6] (0:12.37)	0:24.33 [5] (0:11.93)	0:12.40 [4] (0:12.40)		
Average Speed [km/h]	40.3	60.3	59.5	59.3	54.3	50.3	51.9	55.4	58.3	60.5	58.1		
Top Speed [km/h]	61.7	61.4	60.0	60.1	57.6	52.0	54.9	56.8	59.7	60.7	59.5		
Avg. Dist. to Rail [m]	5.0	0.5	1.4	2.4	2.8	3.1	2.4	1.4	0.8	2.6	3.1		
Avg. Stride Freq. [Hz]	2.3	2.3	2.3	2.2	2.2	2.1	2.1	2.2	2.2	2.2	2.2		
Avg. Stride Length [m]	5.0	7.2	7.3	7.4	7.0	6.6	6.8	7.1	7.3	7.5	7.3		





Horse/Jockey Name	Sassy Tap
Final Rank	4
Fastest Section Time (Section)	0:11.71 (2000m)
Top Speed [km/h] (Section)	63.2 (Overall)
Race State	Finished



Sunshine Coast QLD Professional

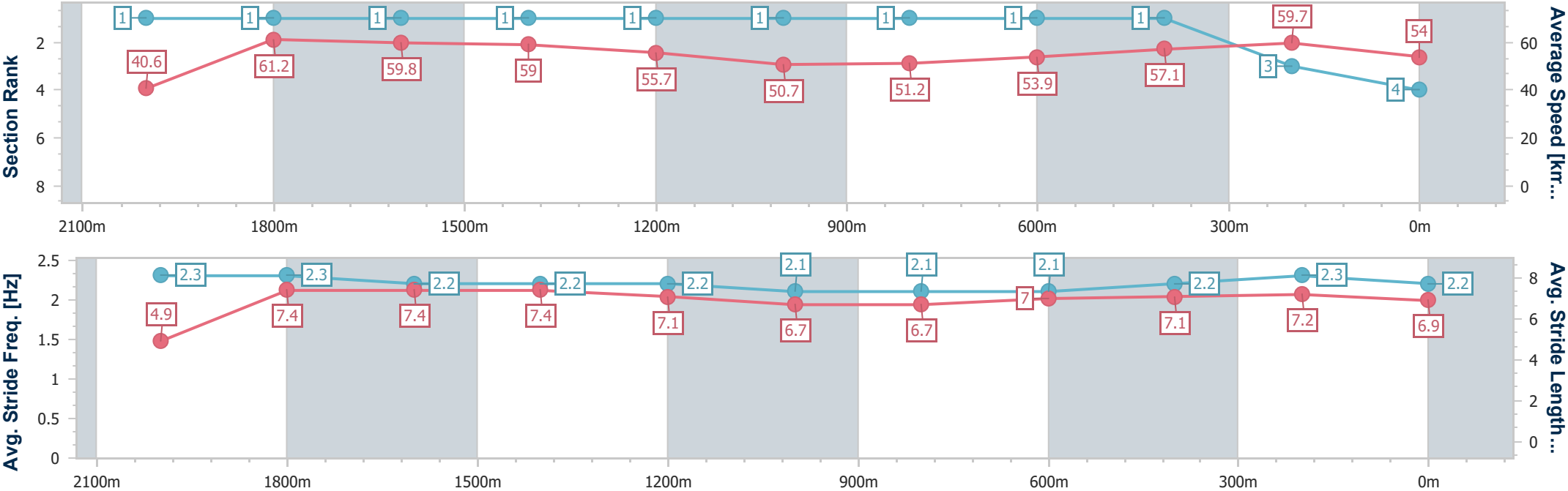
Race 1: QEMCO GUTTER GUARD Maiden Plate - 2200m



28 February 2025 - 17:38

Track Rating: Good 4, Weather: Fine, Rail Position: +12m Entire

Section	Overall	2000m	1800m	1600m	1400m	1200m	1000m	800m	600m	400m	200m		
Section Times	2:26.51 [4] (0:17.74)	2:08.77 [1] (0:11.71)	1:57.06 [1] (0:12.11)	1:44.95 [1] (0:12.22)	1:32.73 [1] (0:12.99)	1:19.74 [1] (0:14.23)	1:05.51 [1] (0:14.08)	0:51.43 [1] (0:13.43)	0:38.00 [1] (0:12.57)	0:25.43 [1] (0:12.09)	0:13.34 [3] (0:13.34)		
Average Speed [km/h]	40.6	61.2	59.8	59.0	55.7	50.7	51.2	53.9	57.1	59.7	54.0		
Top Speed [km/h]	63.2	62.4	60.3	59.8	58.8	52.4	52.9	55.7	59.0	60.4	57.4		
Avg. Dist. to Rail [m]	4.5	0.5	0.4	1.4	1.5	1.7	1.5	0.7	0.2	0.2	1.4		
Avg. Stride Freq. [Hz]	2.3	2.3	2.2	2.2	2.2	2.1	2.1	2.1	2.2	2.3	2.2		
Avg. Stride Length [m]	4.9	7.4	7.4	7.4	7.1	6.7	6.7	7.0	7.1	7.2	6.9		



- [] Ranking at each section and finish
- .-.- No data available at this section
- NA No data available



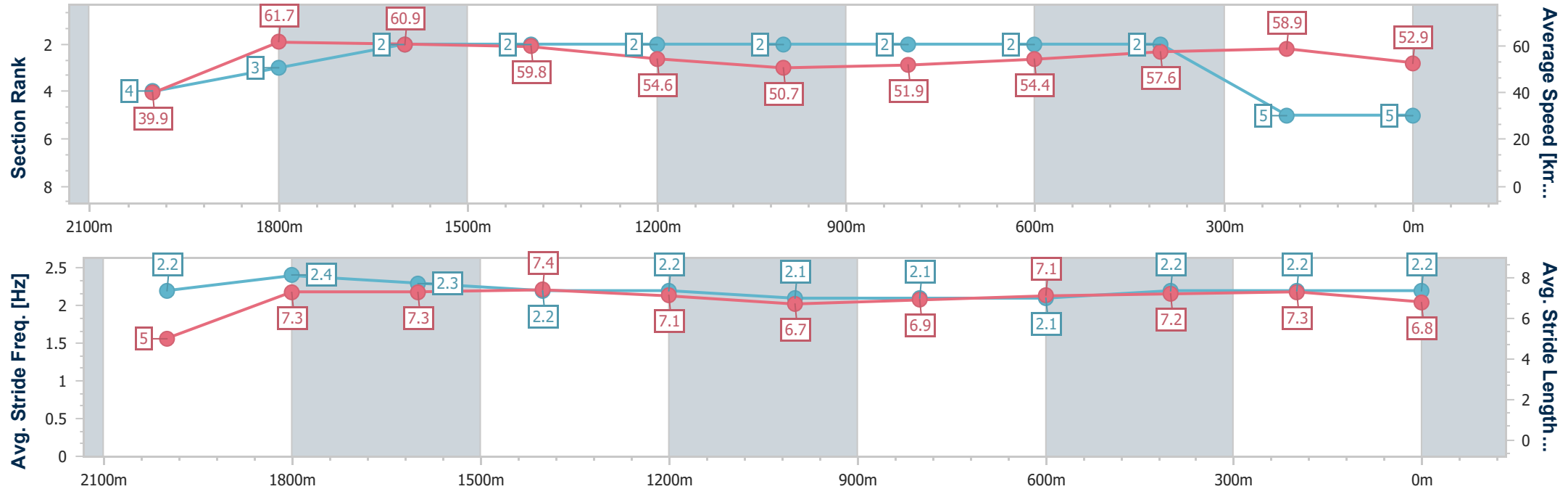
Horse/Jockey Name	Brief Spirit
Final Rank	5
Fastest Section Time (Section)	0:11.75 (2000m)
Top Speed [km/h] (Section)	64.1 (2000m)
Race State	Finished



Sunshine Coast QLD Professional
Race 1: QEMCO GUTTER GUARD Maiden Plate - 2200m
28 February 2025 - 17:38
Track Rating: Good 4, Weather: Fine, Rail Position: +12m Entire



Section	Overall	2000m	1800m	1600m	1400m	1200m	1000m	800m	600m	400m	200m		
Section Times	2:26.97 [5] (0:18.00)	2:08.97 [4] (0:11.75)	1:57.22 [3] (0:11.90)	1:45.32 [2] (0:12.16)	1:33.16 [2] (0:13.29)	1:19.87 [2] (0:14.18)	1:05.69 [2] (0:13.97)	0:51.72 [2] (0:13.30)	0:38.42 [2] (0:12.58)	0:25.84 [2] (0:12.24)	0:13.60 [5] (0:13.60)		
Average Speed [km/h]	39.9	61.7	60.9	59.8	54.6	50.7	51.9	54.4	57.6	58.9	52.9		
Top Speed [km/h]	64.0	64.1	62.1	60.7	58.4	52.2	53.8	56.2	59.1	60.1	57.1		
Avg. Dist. to Rail [m]	7.3	1.4	1.5	2.9	2.5	2.6	1.9	0.9	1.2	2.3	3.1		
Avg. Stride Freq. [Hz]	2.2	2.4	2.3	2.2	2.2	2.1	2.1	2.1	2.2	2.2	2.2		
Avg. Stride Length [m]	5.0	7.3	7.3	7.4	7.1	6.7	6.9	7.1	7.2	7.3	6.8		



[] Ranking at each section and finish
-.-.- No data available at this section
NA No data available



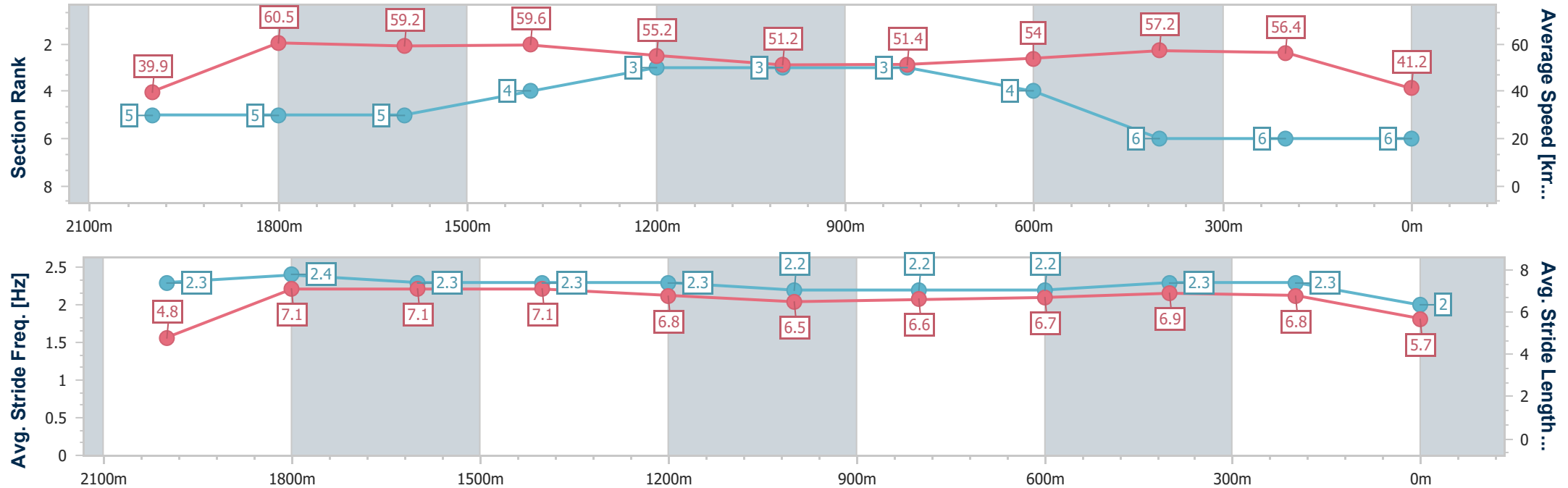
Horse/Jockey Name	Zalatoris
Final Rank	6
Fastest Section Time (Section)	0:11.83 (2000m)
Top Speed [km/h] (Section)	63.0 (Overall)
Race State	Finished



Sunshine Coast QLD Professional
Race 1: QEMCO GUTTER GUARD Maiden Plate - 2200m
28 February 2025 - 17:38
Track Rating: Good 4, Weather: Fine, Rail Position: +12m Entire



Section	Overall	2000m	1800m	1600m	1400m	1200m	1000m	800m	600m	400m	200m		
Section Times	2:31.60 [6] (0:18.04)	2:13.56 [5] (0:11.83)	2:01.73 [5] (0:12.19)	1:49.54 [5] (0:12.10)	1:37.44 [4] (0:13.12)	1:24.32 [3] (0:14.05)	1:10.27 [3] (0:14.09)	0:56.18 [3] (0:13.36)	0:42.82 [4] (0:12.61)	0:30.21 [6] (0:12.73)	0:17.48 [6] (0:17.48)		
Average Speed [km/h]	39.9	60.5	59.2	59.6	55.2	51.2	51.4	54.0	57.2	56.4	41.2		
Top Speed [km/h]	63.0	61.7	60.1	60.6	58.3	53.4	53.5	55.7	58.6	58.8	50.8		
Avg. Dist. to Rail [m]	4.5	1.1	0.5	1.5	1.5	1.6	1.4	0.8	0.2	1.4	1.6		
Avg. Stride Freq. [Hz]	2.3	2.4	2.3	2.3	2.3	2.2	2.2	2.2	2.3	2.3	2.0		
Avg. Stride Length [m]	4.8	7.1	7.1	7.1	6.8	6.5	6.6	6.7	6.9	6.8	5.7		



[] Ranking at each section and finish
-.-.- No data available at this section
NA No data available



Sunshine Coast QLD Professional

Race 2: EQUINE SOLUTIONS QTIS Three-Year-Old Maiden Plate - 1200m

28 February 2025 - 18:09



Track Rating: Good 4, Weather: Fine, Rail Position: +12m Entire

Section		Overall				1000m	800m	600m	400m	200m	Last 600m		
Field Times		1:12.61 (0:13.67)				0:58.94 (0:11.72)	0:47.22 (0:12.17)	0:35.05 (0:11.85)	0:23.20 (0:11.25)	0:11.95 (0:11.95)	0:35.05		
Rank	TAB	Horse/Jockey	Barrier	Top Speed [km/h]	Fastest Section						Margin	Distance Travelled [m]	
1	8	MACONDA	3	65.3	0:11.23	1:12.61 [1]	0:58.93 [2]	0:47.22 [1]	0:34.99 [2]	0:23.18 [2]	0:11.95 [1]	1:12.61	0:34.99
		Kyle Wilson-Taylor		400m	400m	(0:13.68)	(0:11.71)	(0:12.23)	(0:11.81)	(0:11.23)	(0:11.95)		
2	4	TEN GOOD REASONS	2	65.8	0:11.19	1:13.10 [2]	0:58.42 [9]	0:46.97 [8]	0:35.00 [6]	0:23.22 [5]	0:12.03 [4]	2.8L	0:35.00 +1
		Michael Rodd		1000m	400m	(0:14.68)	(0:11.45)	(0:11.97)	(0:11.78)	(0:11.19)	(0:12.03)		
3	3	STARWARD	5	65.3	0:11.31	1:13.18 [3]	0:59.16 [5]	0:47.44 [4]	0:35.41 [3]	0:23.52 [3]	0:12.21 [2]	3.1L	0:35.41 +5
		Nikita Beriman		400m	400m	(0:14.02)	(0:11.72)	(0:12.03)	(0:11.89)	(0:11.31)	(0:12.21)		
4	10	STYLISH ANGEL	8	65.3	0:11.21	1:13.43 [4]	0:59.21 [7]	0:47.45 [7]	0:35.26 [7]	0:23.43 [7]	0:12.22 [5]	4.4L	0:35.26 +4
		Bailey Wheeler		400m	400m	(0:14.22)	(0:11.76)	(0:12.19)	(0:11.83)	(0:11.21)	(0:12.22)		
5	1	CLAW MACHINE	4	63.1	0:11.63	1:13.44 [5]	0:59.77 [1]	0:48.04 [2]	0:35.88 [1]	0:24.03 [1]	0:12.40 [3]	4.5L	0:35.88 +6
		Andrew Mallyon		Overall	400m	(0:13.67)	(0:11.73)	(0:12.16)	(0:11.85)	(0:11.63)	(0:12.40)		
6	6	FLASH DRIVE	7	64.6	0:11.47	1:13.95 [6]	0:59.95 [4]	0:48.14 [5]	0:35.92 [5]	0:24.07 [6]	0:12.60 [7]	7.5L	0:35.92 +14
		Cejay Graham		400m	400m	(0:14.00)	(0:11.81)	(0:12.22)	(0:11.85)	(0:11.47)	(0:12.60)		
7	7	HEAVY REIGN	1	63.4	0:11.61	1:14.02 [7]	1:00.11 [3]	0:48.40 [3]	0:36.22 [4]	0:24.30 [4]	0:12.69 [6]	7.8L	0:36.22 +2
		Dale Smith		1000m	400m	(0:13.91)	(0:11.71)	(0:12.18)	(0:11.92)	(0:11.61)	(0:12.69)		
8	5	BOOGIE FEVER	9	62.6	0:11.80	1:15.09 [8]	1:00.68 [8]	0:48.88 [9]	0:36.74 [8]	0:24.93 [8]	0:12.99 [8]	14.1L	0:36.74 +5
		Sean Cormack		1000m	1000m	(0:14.41)	(0:11.80)	(0:12.14)	(0:11.81)	(0:11.94)	(0:12.99)		
9	2	SHUBMAN	6	62.8	0:11.84	1:15.25 [9]	1:01.11 [6]	0:49.27 [6]	0:36.87 [9]	0:24.53 [9]	0:12.42 [9]	14.9L	0:36.87 +7
		Paul Hamblin		1000m	1000m	(0:14.14)	(0:11.84)	(0:12.40)	(0:12.34)	(0:12.11)	(0:12.42)		

Scratched: Petite Piera (#9), Stromboli Delight (#11)



Horse/Jockey Name	Maconda
Final Rank	1
Fastest Section Time (Section)	0:11.23 (400m)
Top Speed [km/h] (Section)	65.3 (400m)
Race State	Finished



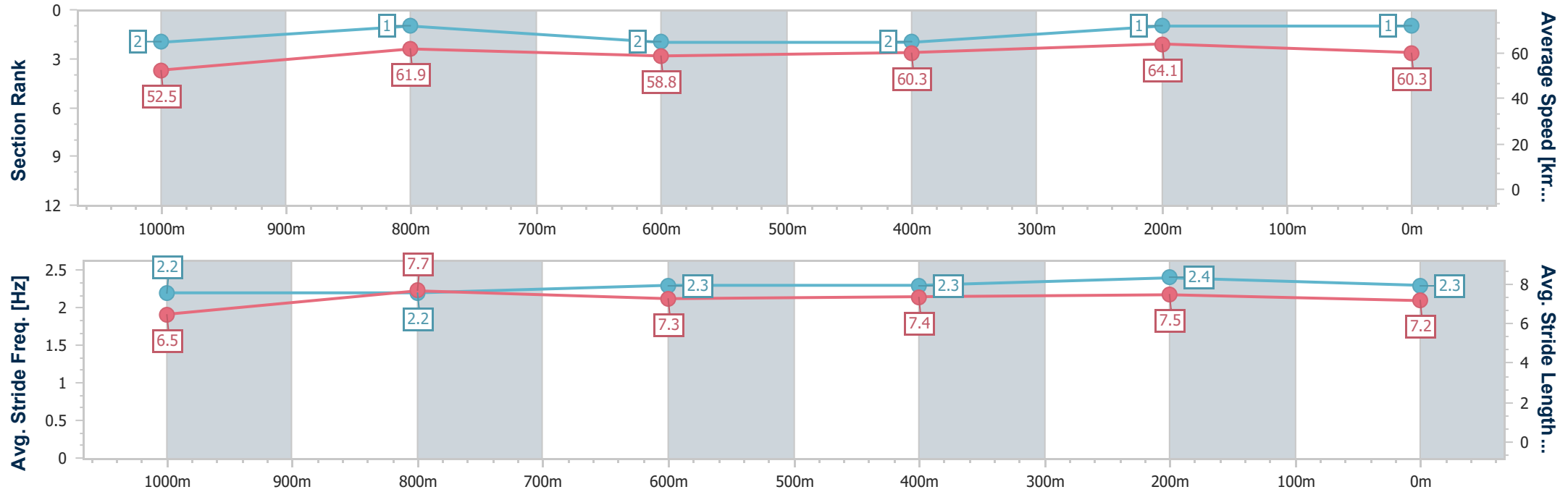
Sunshine Coast QLD Professional
Race 2: EQUINE SOLUTIONS QTIS Three-Year-Old Maiden
Plate - 1200m



28 February 2025 - 18:09

Track Rating: Good 4, Weather: Fine, Rail Position: +12m Entire

Section	Overall	1000m	800m	600m	400m	200m							
Section Times	1:12.61 [1] (0:13.68)	0:58.93 [2] (0:11.71)	0:47.22 [1] (0:12.23)	0:34.99 [2] (0:11.81)	0:23.18 [2] (0:11.23)	0:11.95 [1] (0:11.95)							
Average Speed [km/h]	52.5	61.9	58.8	60.3	64.1	60.3							
Top Speed [km/h]	64.1	63.1	60.0	62.3	65.3	63.0							
Avg. Dist. to Rail [m]	3.0	1.4	0.4	1.8	2.1	1.8							
Avg. Stride Freq. [Hz]	2.2	2.2	2.3	2.3	2.4	2.3							
Avg. Stride Length [m]	6.5	7.7	7.3	7.4	7.5	7.2							



- [] Ranking at each section and finish
- .-.- No data available at this section
- NA No data available



Horse/Jockey Name	Ten Good Reasons
Final Rank	2
Fastest Section Time (Section)	0:11.19 (400m)
Top Speed [km/h] (Section)	65.8 (1000m)
Race State	Finished



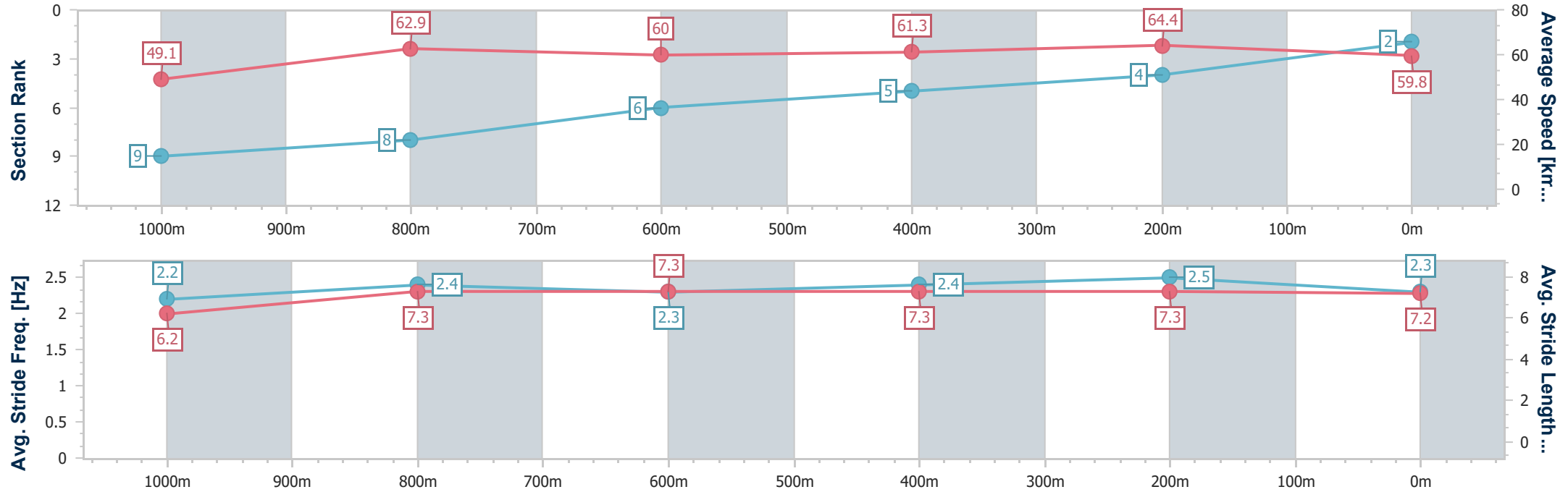
Sunshine Coast QLD Professional
Race 2: EQUINE SOLUTIONS QTIS Three-Year-Old Maiden
Plate - 1200m



28 February 2025 - 18:09

Track Rating: Good 4, Weather: Fine, Rail Position: +12m Entire

Section	Overall	1000m	800m	600m	400m	200m							
Section Times	1:13.10 [2] (0:14.68)	0:58.42 [9] (0:11.45)	0:46.97 [8] (0:11.97)	0:35.00 [6] (0:11.78)	0:23.22 [5] (0:11.19)	0:12.03 [4] (0:12.03)							
Average Speed [km/h]	49.1	62.9	60.0	61.3	64.4	59.8							
Top Speed [km/h]	64.7	65.8	60.9	64.6	65.6	62.8							
Avg. Dist. to Rail [m]	2.6	0.8	0.4	0.6	3.5	2.7							
Avg. Stride Freq. [Hz]	2.2	2.4	2.3	2.4	2.5	2.3							
Avg. Stride Length [m]	6.2	7.3	7.3	7.3	7.3	7.2							



- [] Ranking at each section and finish
- .-.- No data available at this section
- NA No data available



Horse/Jockey Name	Starward
Final Rank	3
Fastest Section Time (Section)	0:11.31 (400m)
Top Speed [km/h] (Section)	65.3 (400m)
Race State	Finished



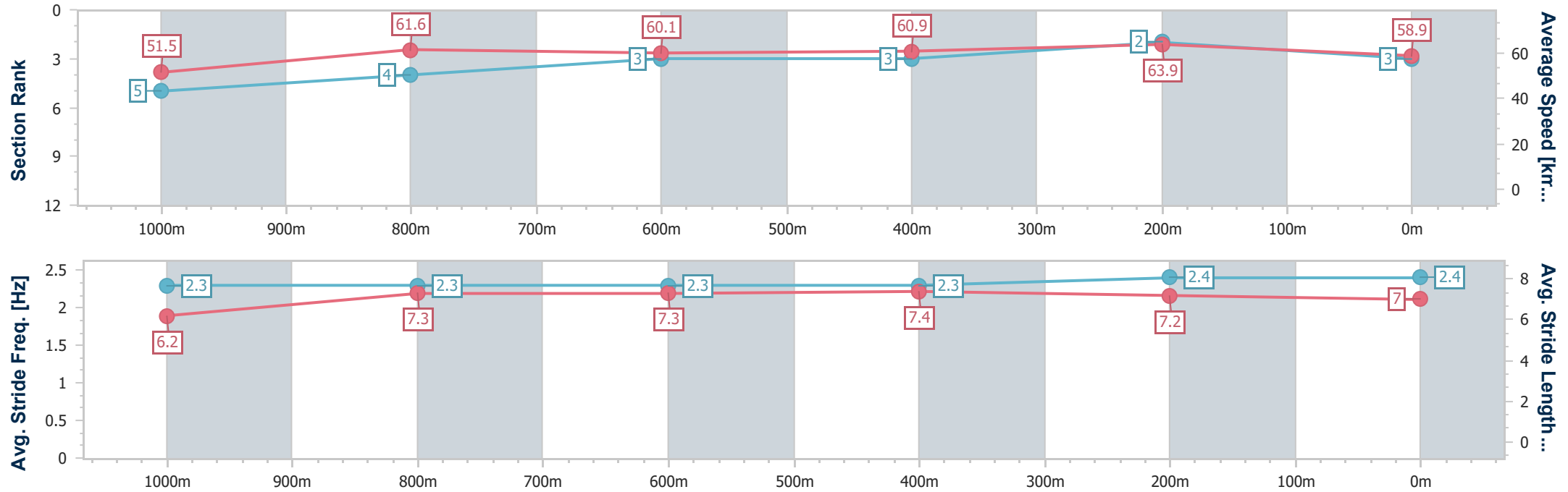
Sunshine Coast QLD Professional
Race 2: EQUINE SOLUTIONS QTIS Three-Year-Old Maiden
Plate - 1200m



28 February 2025 - 18:09

Track Rating: Good 4, Weather: Fine, Rail Position: +12m Entire

Section	Overall	1000m	800m	600m	400m	200m							
Section Times	1:13.18 [3] (0:14.02)	0:59.16 [5] (0:11.72)	0:47.44 [4] (0:12.03)	0:35.41 [3] (0:11.89)	0:23.52 [3] (0:11.31)	0:12.21 [2] (0:12.21)							
Average Speed [km/h]	51.5	61.6	60.1	60.9	63.9	58.9							
Top Speed [km/h]	63.5	63.5	61.2	63.5	65.3	62.3							
Avg. Dist. to Rail [m]	4.0	1.7	1.0	1.6	2.5	1.8							
Avg. Stride Freq. [Hz]	2.3	2.3	2.3	2.3	2.4	2.4							
Avg. Stride Length [m]	6.2	7.3	7.3	7.4	7.2	7.0							



- [] Ranking at each section and finish
- .-.- No data available at this section
- NA No data available



Horse/Jockey Name	Stylish Angel
Final Rank	4
Fastest Section Time (Section)	0:11.21 (400m)
Top Speed [km/h] (Section)	65.3 (400m)
Race State	Finished



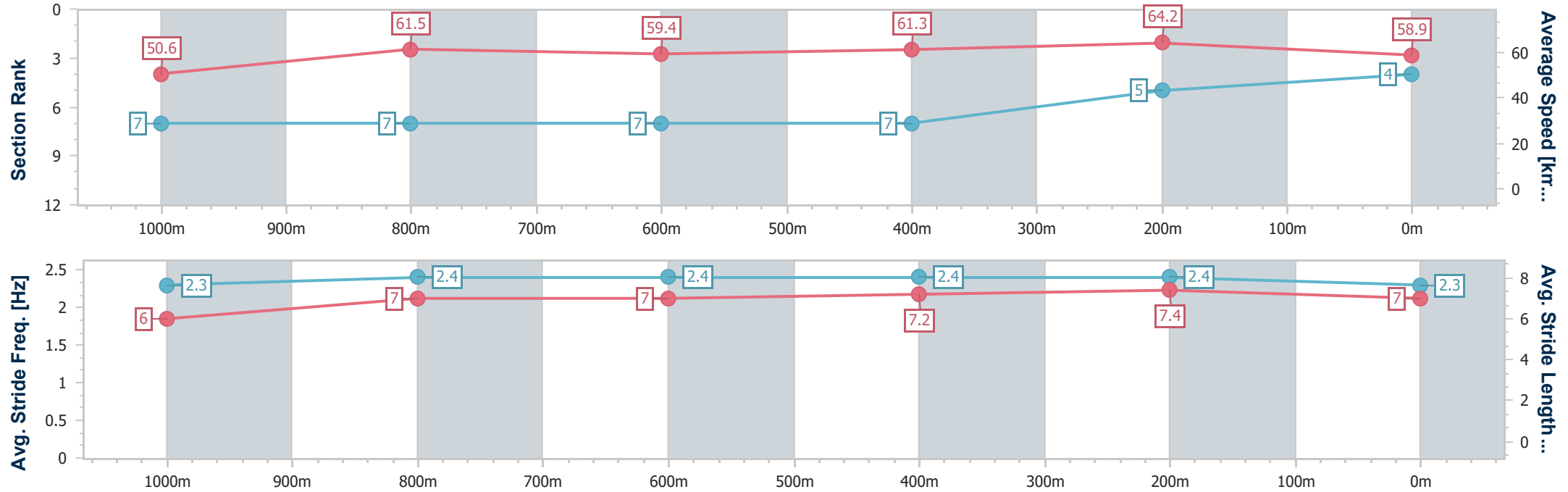
Sunshine Coast QLD Professional
Race 2: EQUINE SOLUTIONS QTIS Three-Year-Old Maiden
Plate - 1200m



28 February 2025 - 18:09

Track Rating: Good 4, Weather: Fine, Rail Position: +12m Entire

Section	Overall	1000m	800m	600m	400m	200m							
Section Times	1:13.43 [4] (0:14.22)	0:59.21 [7] (0:11.76)	0:47.45 [7] (0:12.19)	0:35.26 [7] (0:11.83)	0:23.43 [7] (0:11.21)	0:12.22 [5] (0:12.22)							
Average Speed [km/h]	50.6	61.5	59.4	61.3	64.2	58.9							
Top Speed [km/h]	63.8	63.1	60.1	64.5	65.3	62.5							
Avg. Dist. to Rail [m]	6.6	1.4	1.2	1.3	3.1	3.9							
Avg. Stride Freq. [Hz]	2.3	2.4	2.4	2.4	2.4	2.3							
Avg. Stride Length [m]	6.0	7.0	7.0	7.2	7.4	7.0							



- [] Ranking at each section and finish
- .-.- No data available at this section
- NA No data available



Horse/Jockey Name	Claw Machine
Final Rank	5
Fastest Section Time (Section)	0:11.63 (400m)
Top Speed [km/h] (Section)	63.1 (Overall)
Race State	Finished



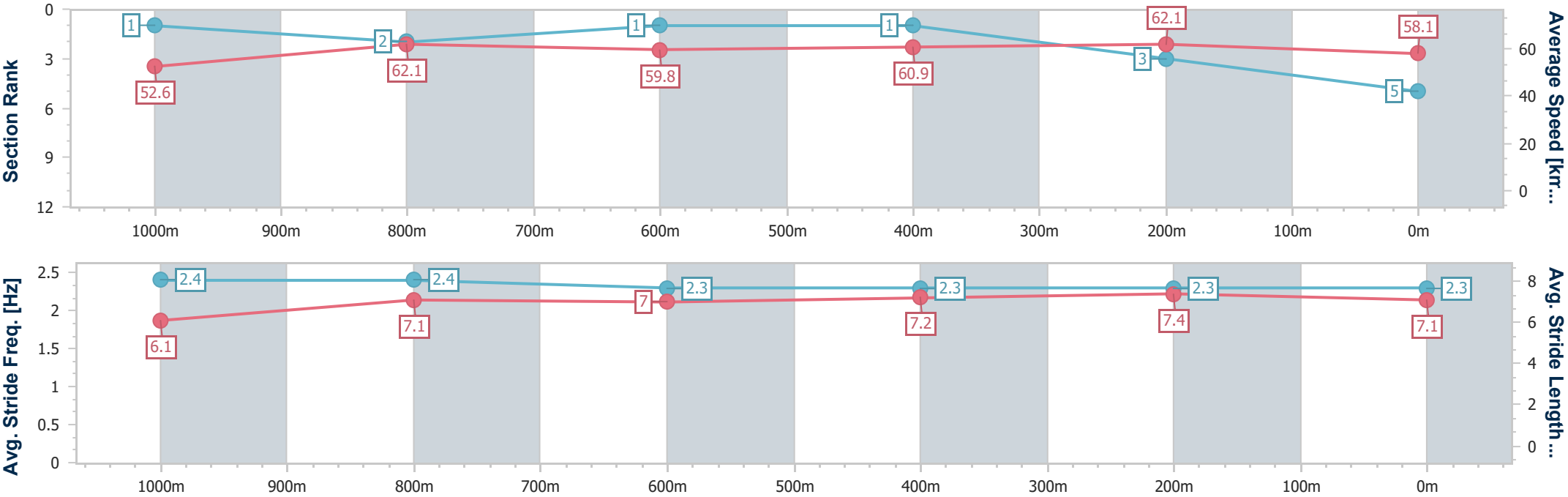
Sunshine Coast QLD Professional
Race 2: EQUINE SOLUTIONS QTIS Three-Year-Old Maiden
Plate - 1200m



28 February 2025 - 18:09

Track Rating: Good 4, Weather: Fine, Rail Position: +12m Entire

Section	Overall	1000m	800m	600m	400m	200m								
Section Times	1:13.44 [5] (0:13.67)	0:59.77 [1] (0:11.73)	0:48.04 [2] (0:12.16)	0:35.88 [1] (0:11.85)	0:24.03 [1] (0:11.63)	0:12.40 [3] (0:12.40)								
Average Speed [km/h]	52.6	62.1	59.8	60.9	62.1	58.1								
Top Speed [km/h]	63.1	63.0	60.8	62.2	63.0	60.7								
Avg. Dist. to Rail [m]	4.6	2.8	1.8	0.8	0.4	0.4								
Avg. Stride Freq. [Hz]	2.4	2.4	2.3	2.3	2.3	2.3								
Avg. Stride Length [m]	6.1	7.1	7.0	7.2	7.4	7.1								



- [] Ranking at each section and finish
- .-.- No data available at this section
- NA No data available



Horse/Jockey Name	Flash Drive
Final Rank	6
Fastest Section Time (Section)	0:11.47 (400m)
Top Speed [km/h] (Section)	64.6 (400m)
Race State	Finished



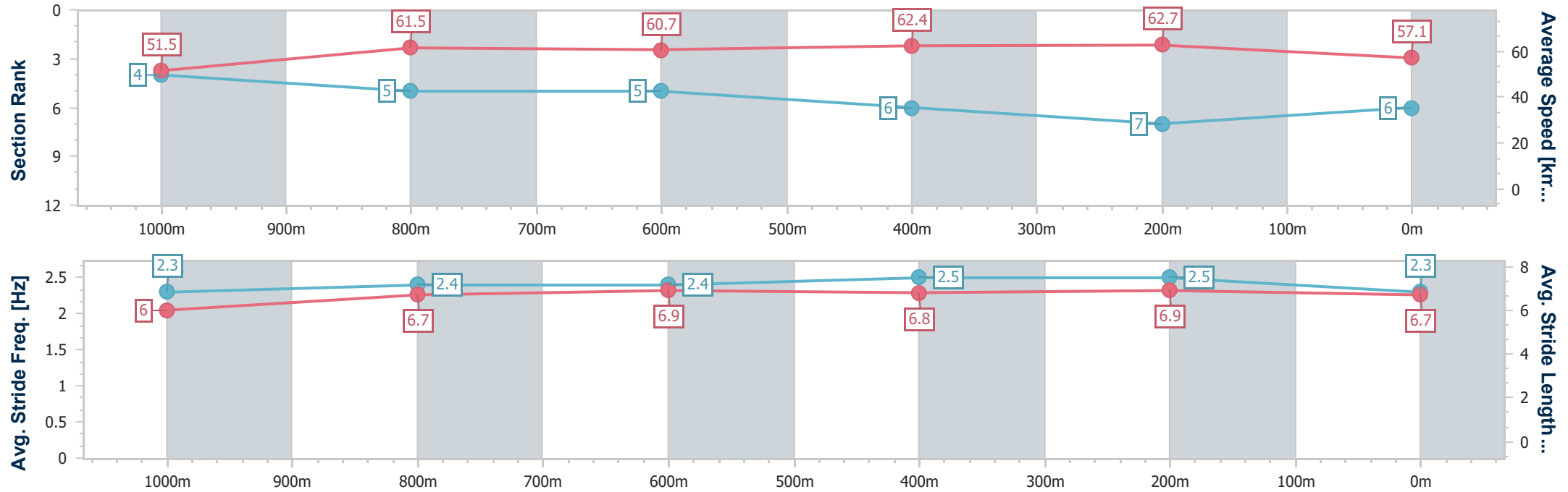
Sunshine Coast QLD Professional
Race 2: EQUINE SOLUTIONS QTIS Three-Year-Old Maiden
Plate - 1200m



28 February 2025 - 18:09

Track Rating: Good 4, Weather: Fine, Rail Position: +12m Entire

Section	Overall	1000m	800m	600m	400m	200m							
Section Times	1:13.95 [6] (0:14.00)	0:59.95 [4] (0:11.81)	0:48.14 [5] (0:12.22)	0:35.92 [5] (0:11.85)	0:24.07 [6] (0:11.47)	0:12.60 [7] (0:12.60)							
Average Speed [km/h]	51.5	61.5	60.7	62.4	62.7	57.1							
Top Speed [km/h]	62.4	62.3	61.5	62.8	64.6	60.8							
Avg. Dist. to Rail [m]	6.9	4.7	4.9	4.1	5.5	3.9							
Avg. Stride Freq. [Hz]	2.3	2.4	2.4	2.5	2.5	2.3							
Avg. Stride Length [m]	6.0	6.7	6.9	6.8	6.9	6.7							



- [] Ranking at each section and finish
- .-.- No data available at this section
- NA No data available



Horse/Jockey Name	Heavy Reign
Final Rank	7
Fastest Section Time (Section)	0:11.61 (400m)
Top Speed [km/h] (Section)	63.4 (1000m)
Race State	Finished



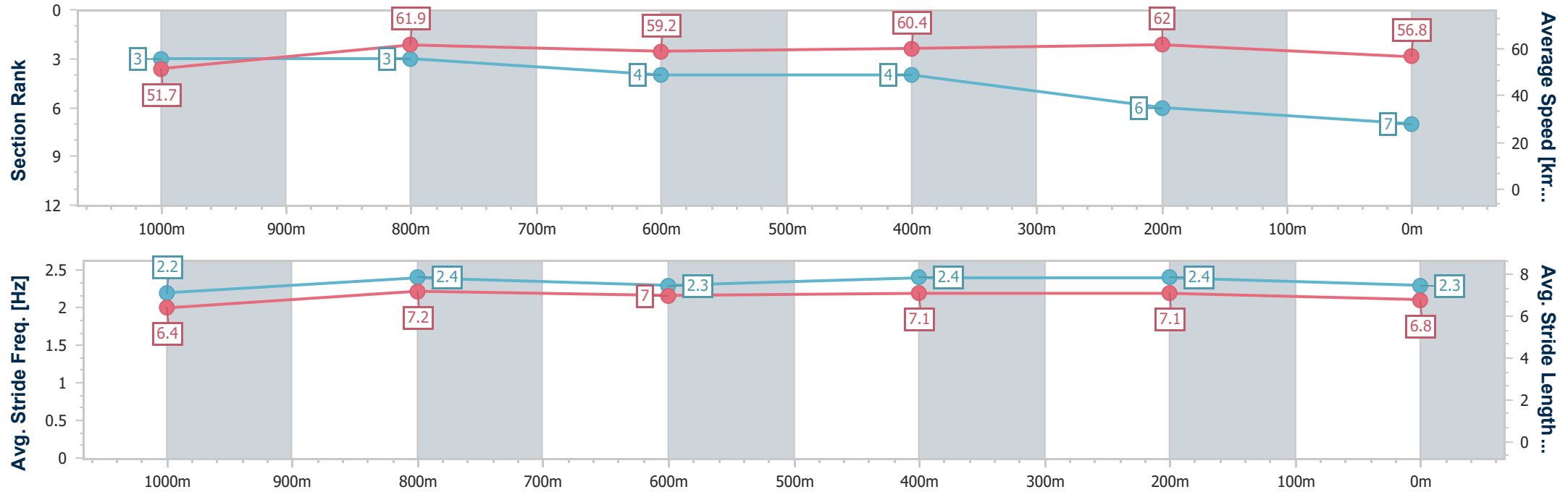
Sunshine Coast QLD Professional
Race 2: EQUINE SOLUTIONS QTIS Three-Year-Old Maiden
Plate - 1200m



28 February 2025 - 18:09

Track Rating: Good 4, Weather: Fine, Rail Position: +12m Entire

Section	Overall	1000m	800m	600m	400m	200m							
Section Times	1:14.02 [7] (0:13.91)	1:00.11 [3] (0:11.71)	0:48.40 [3] (0:12.18)	0:36.22 [4] (0:11.92)	0:24.30 [4] (0:11.61)	0:12.69 [6] (0:12.69)							
Average Speed [km/h]	51.7	61.9	59.2	60.4	62.0	56.8							
Top Speed [km/h]	63.3	63.4	60.2	61.4	63.2	59.9							
Avg. Dist. to Rail [m]	1.9	1.7	0.7	0.3	0.5	1.1							
Avg. Stride Freq. [Hz]	2.2	2.4	2.3	2.4	2.4	2.3							
Avg. Stride Length [m]	6.4	7.2	7.0	7.1	7.1	6.8							



- [] Ranking at each section and finish
- .-.- No data available at this section
- NA No data available



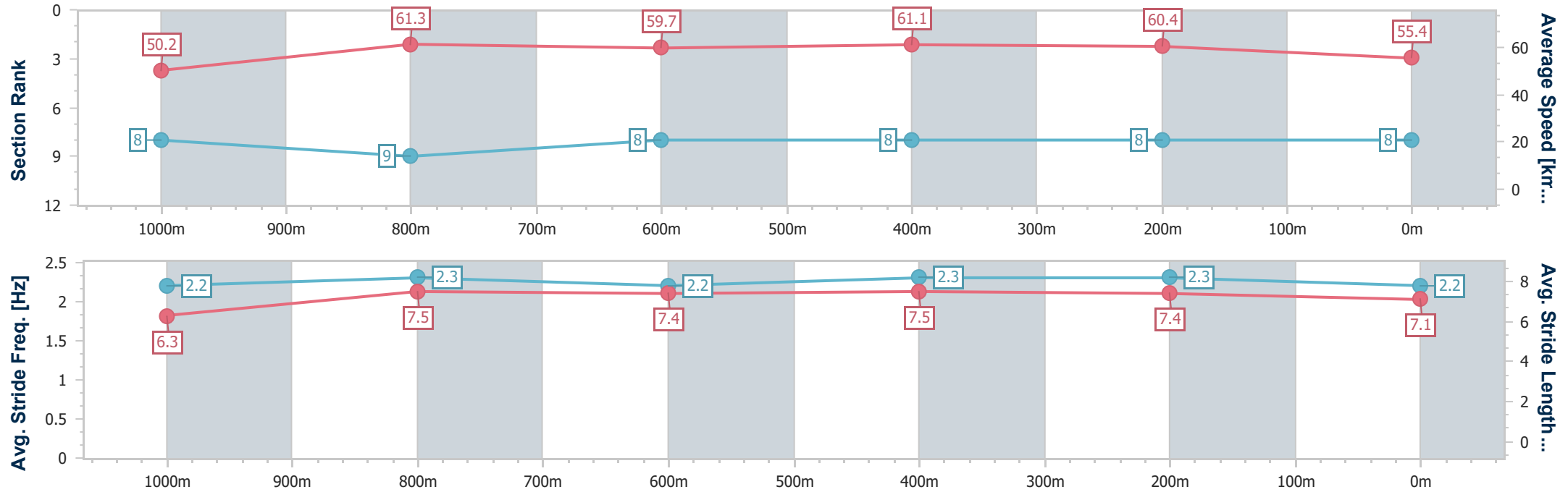
Horse/Jockey Name	Boogie Fever
Final Rank	8
Fastest Section Time (Section)	0:11.80 (1000m)
Top Speed [km/h] (Section)	62.6 (1000m)
Race State	Finished



Sunshine Coast QLD Professional
Race 2: EQUINE SOLUTIONS QTIS Three-Year-Old Maiden
Plate - 1200m
28 February 2025 - 18:09
Track Rating: Good 4, Weather: Fine, Rail Position: +12m Entire



Section	Overall	1000m	800m	600m	400m	200m								
Section Times	1:15.09 [8] (0:14.41)	1:00.68 [8] (0:11.80)	0:48.88 [9] (0:12.14)	0:36.74 [8] (0:11.81)	0:24.93 [8] (0:11.94)	0:12.99 [8] (0:12.99)								
Average Speed [km/h]	50.2	61.3	59.7	61.1	60.4	55.4								
Top Speed [km/h]	62.2	62.6	61.3	62.1	61.9	58.8								
Avg. Dist. to Rail [m]	6.7	2.5	1.2	0.6	1.4	0.7								
Avg. Stride Freq. [Hz]	2.2	2.3	2.2	2.3	2.3	2.2								
Avg. Stride Length [m]	6.3	7.5	7.4	7.5	7.4	7.1								



- [] Ranking at each section and finish
- .-.- No data available at this section
- NA No data available



Horse/Jockey Name	Shubman
Final Rank	9
Fastest Section Time (Section)	0:11.84 (1000m)
Top Speed [km/h] (Section)	62.8 (1000m)
Race State	Finished



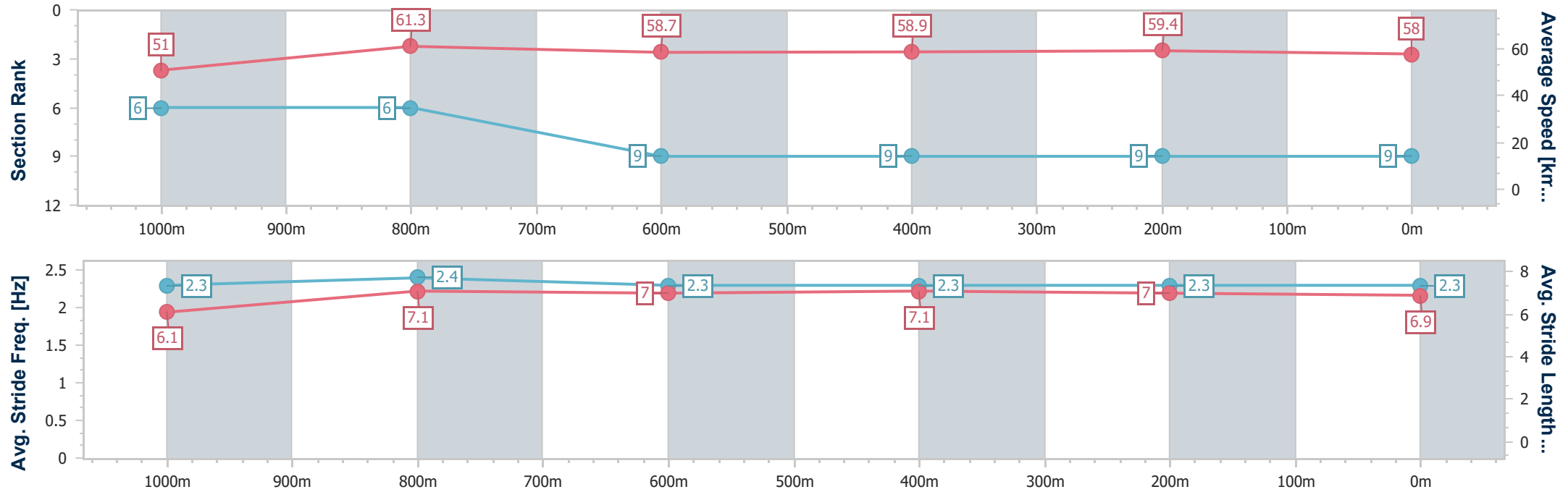
Sunshine Coast QLD Professional
Race 2: EQUINE SOLUTIONS QTIS Three-Year-Old Maiden
Plate - 1200m



28 February 2025 - 18:09

Track Rating: Good 4, Weather: Fine, Rail Position: +12m Entire

Section	Overall	1000m	800m	600m	400m	200m							
Section Times	1:15.25 [9] (0:14.14)	1:01.11 [6] (0:11.84)	0:49.27 [6] (0:12.40)	0:36.87 [9] (0:12.34)	0:24.53 [9] (0:12.11)	0:12.42 [9] (0:12.42)							
Average Speed [km/h]	51.0	61.3	58.7	58.9	59.4	58.0							
Top Speed [km/h]	62.1	62.8	59.8	60.3	60.5	59.7							
Avg. Dist. to Rail [m]	5.3	2.5	2.1	1.3	0.8	1.0							
Avg. Stride Freq. [Hz]	2.3	2.4	2.3	2.3	2.3	2.3							
Avg. Stride Length [m]	6.1	7.1	7.0	7.1	7.0	6.9							



- [] Ranking at each section and finish
- .-.- No data available at this section
- NA No data available



Sunshine Coast QLD Professional
Race 3: CRUISE MAROOCHY BENCHMARK 62 Handicap - 1200m
28 February 2025 - 18:38



Track Rating: Good 4, Weather: Fine, Rail Position: +12m Entire

Section						Overall	1000m	800m	600m	400m	200m	Last 600m		
Field Times						1:11.87 (0:13.66)	0:58.21 (0:11.50)	0:46.71 (0:11.60)	0:35.11 (0:11.60)	0:23.51 (0:11.40)	0:12.11 (0:12.11)	0:35.11		
Rank	TAB	Horse/Jockey	Barrier	Top Speed [km/h]	Fastest Section							Margin	Distance Travelled [m]	
1	6	PYROIS	9	66.5	0:11.03	1:11.87 [1]	0:57.49 [8]	0:45.72 [9]	0:34.12 [8]	0:22.63 [8]	0:11.60 [6]	1:11.87	0:34.12	
		Michael Rodd		400m	400m	(0:14.38)	(0:11.77)	(0:11.60)	(0:11.49)	(0:11.03)	(0:11.60)			
2	7	NIGHTCAPPED	5	64.8	0:11.20	1:11.91 [2]	0:58.02 [5]	0:46.31 [5]	0:34.60 [5]	0:22.99 [5]	0:11.79 [5]	0.2L	0:34.60	-2
		Taylor Marshall		400m	400m	(0:13.89)	(0:11.71)	(0:11.71)	(0:11.61)	(0:11.20)	(0:11.79)			
3	8	SUMMER SOREE	4	63.9	0:11.40	1:12.05 [3]	0:58.39 [1]	0:46.89 [1]	0:35.29 [1]	0:23.69 [1]	0:12.29 [1]	1L	0:35.29	-3
		Kyle Wilson-Taylor		400m	400m	(0:13.66)	(0:11.50)	(0:11.60)	(0:11.60)	(0:11.40)	(0:12.29)			
4	10	OBEROI PRINCESS	7	64.7	0:11.46	1:12.20 [4]	0:58.54 [1]	0:46.92 [2]	0:35.29 [2]	0:23.77 [2]	0:12.31 [2]	1.8L	0:35.29	-2
		Cejay Graham		Overall	400m	(0:13.66)	(0:11.62)	(0:11.63)	(0:11.52)	(0:11.46)	(0:12.31)			
5	13	NOTACLUEHOWORWHO	3	65.0	0:11.32	1:12.34 [5]	0:58.26 [6]	0:46.45 [7]	0:34.88 [7]	0:23.35 [6]	0:12.03 [7]	2.6L	0:34.88	+0
		Nikita Beriman		400m	400m	(0:14.08)	(0:11.81)	(0:11.57)	(0:11.53)	(0:11.32)	(0:12.03)			
6	4	BILLY'S BRO	2	63.5	0:11.43	1:12.41 [6]	0:58.54 [4]	0:46.87 [4]	0:35.28 [4]	0:23.75 [3]	0:12.32 [3]	2.9L	0:35.28	-2
		Jace McMurray		400m	400m	(0:13.87)	(0:11.67)	(0:11.59)	(0:11.53)	(0:11.43)	(0:12.32)			
7	12	LONE FORCE	6	64.1	0:11.46	1:12.51 [7]	0:58.78 [3]	0:47.09 [3]	0:35.49 [3]	0:23.85 [4]	0:12.39 [4]	3.4L	0:35.49	+2
		Andrew Mallyon		Overall	400m	(0:13.73)	(0:11.69)	(0:11.60)	(0:11.64)	(0:11.46)	(0:12.39)			
8	15	RUBIX LOVE	1	63.3	0:11.59	1:13.56 [8]	0:59.47 [7]	0:47.74 [6]	0:36.15 [6]	0:24.48 [7]	0:12.74 [8]	9.4L	0:36.15	-3
		Bailey Wheeler		800m	800m	(0:14.09)	(0:11.73)	(0:11.59)	(0:11.67)	(0:11.74)	(0:12.74)			
9	3	ROMAN DAGGER	8	63.6	0:11.65	1:15.00 [9]	1:00.55 [9]	0:48.90 [8]	0:37.18 [9]	0:25.29 [9]	0:13.29 [9]	17.7L	0:37.18	-3
		Boris Thornton		1000m	1000m	(0:14.45)	(0:11.65)	(0:11.72)	(0:11.89)	(0:12.00)	(0:13.29)			

Scratched: Lady Lucifer (#9), Rideau (#5), Mio Sorrento (#1), Pink Cashmere (#2), Crymenotears (#11), March As One (#17), Miss Sha Blue (#14), Maltali (#16)



Horse/Jockey Name	Pyrois
Final Rank	1
Fastest Section Time (Section)	0:11.03 (400m)
Top Speed [km/h] (Section)	66.5 (400m)
Race State	Finished

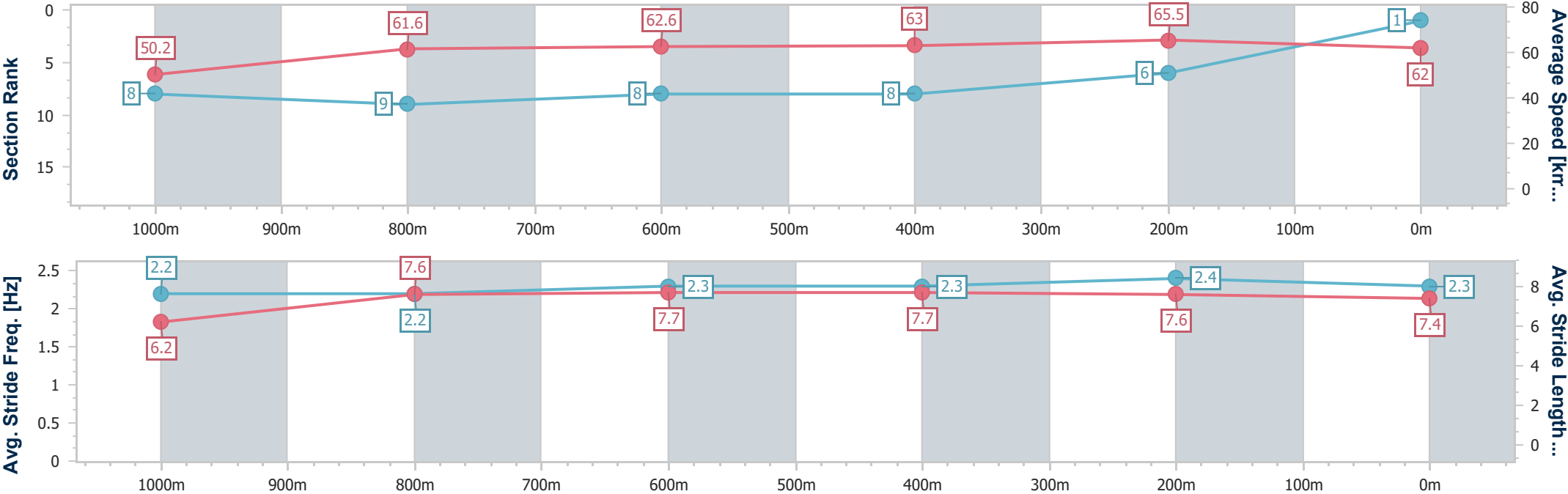


Sunshine Coast QLD Professional
Race 3: CRUISE MAROOCHY BENCHMARK 62 Handicap - 1200m



28 February 2025 - 18:38
Track Rating: Good 4, Weather: Fine, Rail Position: +12m Entire

Section	Overall	1000m	800m	600m	400m	200m							
Section Times	1:11.87 [1] (0:14.38)	0:57.49 [8] (0:11.77)	0:45.72 [9] (0:11.60)	0:34.12 [8] (0:11.49)	0:22.63 [8] (0:11.03)	0:11.60 [6] (0:11.60)							
Average Speed [km/h]	50.2	61.6	62.6	63.0	65.5	62.0							
Top Speed [km/h]	63.4	63.6	64.3	64.6	66.5	64.5							
Avg. Dist. to Rail [m]	6.8	2.8	1.6	0.9	3.4	3.3							
Avg. Stride Freq. [Hz]	2.2	2.2	2.3	2.3	2.4	2.3							
Avg. Stride Length [m]	6.2	7.6	7.7	7.7	7.6	7.4							



[] Ranking at each section and finish
-.-.- No data available at this section
NA No data available



Horse/Jockey Name	Nightcapped
Final Rank	2
Fastest Section Time (Section)	0:11.20 (400m)
Top Speed [km/h] (Section)	64.8 (400m)
Race State	Finished



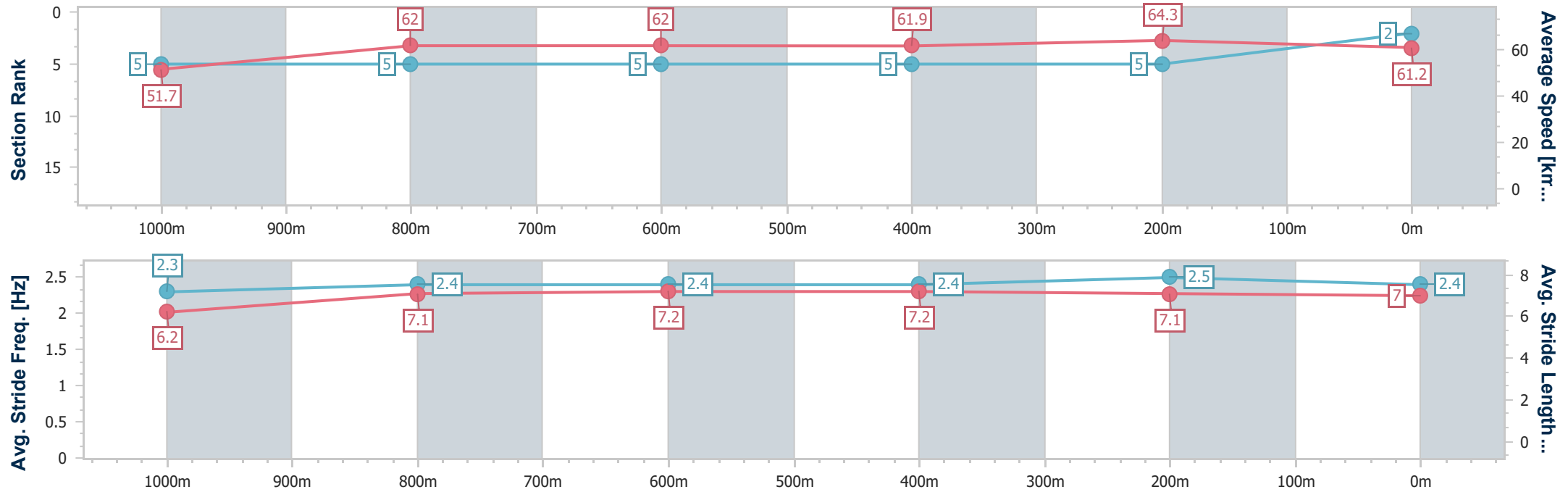
Sunshine Coast QLD Professional
Race 3: CRUISE MAROOCHY BENCHMARK 62 Handicap - 1200m



28 February 2025 - 18:38

Track Rating: Good 4, Weather: Fine, Rail Position: +12m Entire

Section	Overall	1000m	800m	600m	400m	200m							
Section Times	1:11.91 [2] (0:13.89)	0:58.02 [5] (0:11.71)	0:46.31 [5] (0:11.71)	0:34.60 [5] (0:11.61)	0:22.99 [5] (0:11.20)	0:11.79 [5] (0:11.79)							
Average Speed [km/h]	51.7	62.0	62.0	61.9	64.3	61.2							
Top Speed [km/h]	64.4	64.4	63.6	63.9	64.8	63.3							
Avg. Dist. to Rail [m]	4.3	2.5	1.1	0.4	1.8	1.8							
Avg. Stride Freq. [Hz]	2.3	2.4	2.4	2.4	2.5	2.4							
Avg. Stride Length [m]	6.2	7.1	7.2	7.2	7.1	7.0							



- [] Ranking at each section and finish
- .-.- No data available at this section
- NA No data available



Horse/Jockey Name	Summer Soiree
Final Rank	3
Fastest Section Time (Section)	0:11.40 (400m)
Top Speed [km/h] (Section)	63.9 (400m)
Race State	Finished



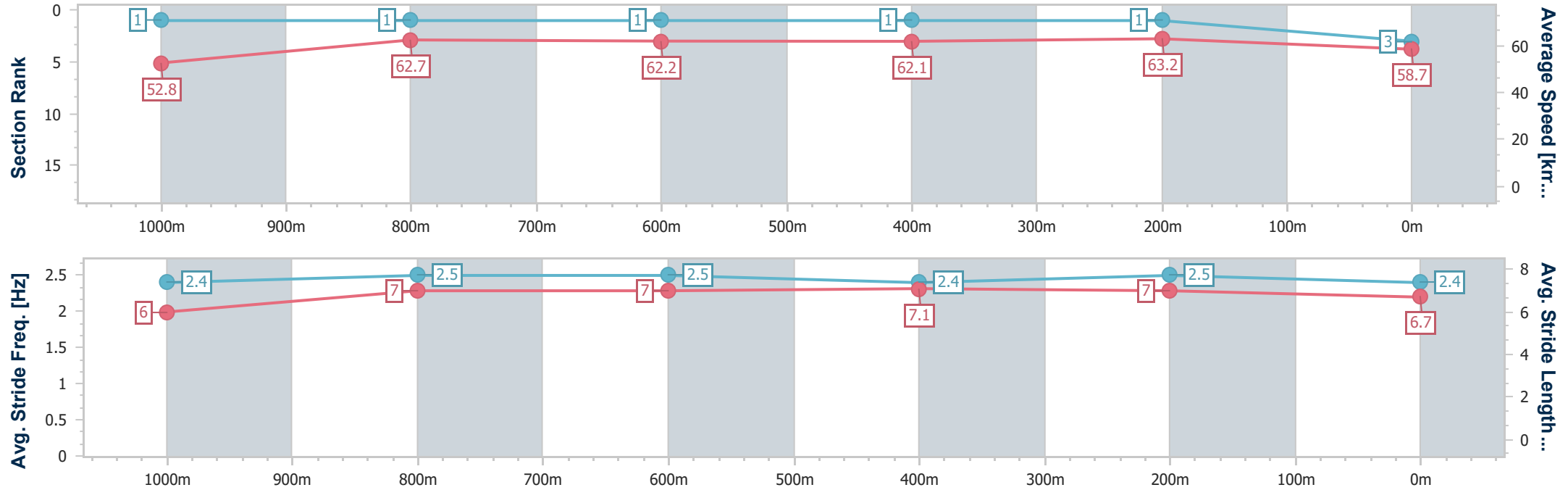
Sunshine Coast QLD Professional
Race 3: CRUISE MAROOCHY BENCHMARK 62 Handicap -
1200m



28 February 2025 - 18:38

Track Rating: Good 4, Weather: Fine, Rail Position: +12m Entire

Section	Overall	1000m	800m	600m	400m	200m							
Section Times	1:12.05 [3] (0:13.66)	0:58.39 [1] (0:11.50)	0:46.89 [1] (0:11.60)	0:35.29 [1] (0:11.60)	0:23.69 [1] (0:11.40)	0:12.29 [1] (0:12.29)							
Average Speed [km/h]	52.8	62.7	62.2	62.1	63.2	58.7							
Top Speed [km/h]	63.7	63.8	63.3	63.6	63.9	62.4							
Avg. Dist. to Rail [m]	3.6	0.9	0.5	0.6	0.7	0.8							
Avg. Stride Freq. [Hz]	2.4	2.5	2.5	2.4	2.5	2.4							
Avg. Stride Length [m]	6.0	7.0	7.0	7.1	7.0	6.7							





Horse/Jockey Name	Oberoi Princess
Final Rank	4
Fastest Section Time (Section)	0:11.46 (400m)
Top Speed [km/h] (Section)	64.7 (Overall)
Race State	Finished



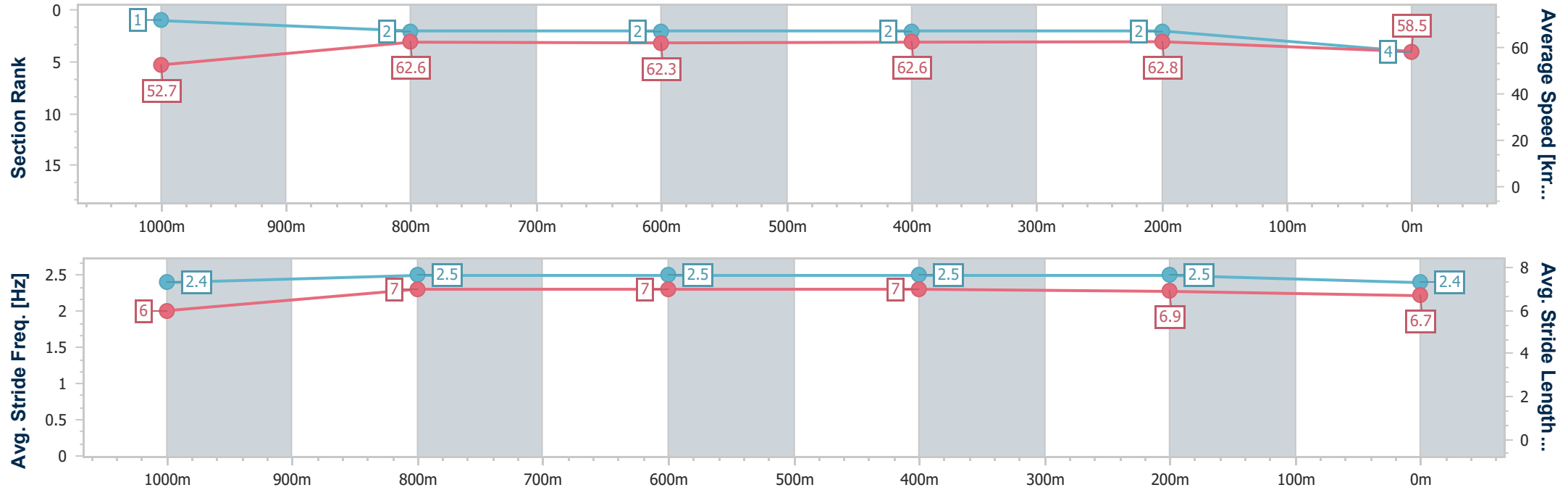
Sunshine Coast QLD Professional
Race 3: CRUISE MAROOCHY BENCHMARK 62 Handicap -
1200m



28 February 2025 - 18:38

Track Rating: Good 4, Weather: Fine, Rail Position: +12m Entire

Section	Overall	1000m	800m	600m	400m	200m								
Section Times	1:12.20 [4] (0:13.66)	0:58.54 [1] (0:11.62)	0:46.92 [2] (0:11.63)	0:35.29 [2] (0:11.52)	0:23.77 [2] (0:11.46)	0:12.31 [2] (0:12.31)								
Average Speed [km/h]	52.7	62.6	62.3	62.6	62.8	58.5								
Top Speed [km/h]	64.7	64.5	64.0	63.2	63.5	61.3								
Avg. Dist. to Rail [m]	6.3	2.6	1.3	0.7	0.5	0.6								
Avg. Stride Freq. [Hz]	2.4	2.5	2.5	2.5	2.5	2.4								
Avg. Stride Length [m]	6.0	7.0	7.0	7.0	6.9	6.7								



- [] Ranking at each section and finish
- .-.- No data available at this section
- NA No data available



Horse/Jockey Name	Notacluehoworwho
Final Rank	5
Fastest Section Time (Section)	0:11.32 (400m)
Top Speed [km/h] (Section)	65.0 (400m)
Race State	Finished



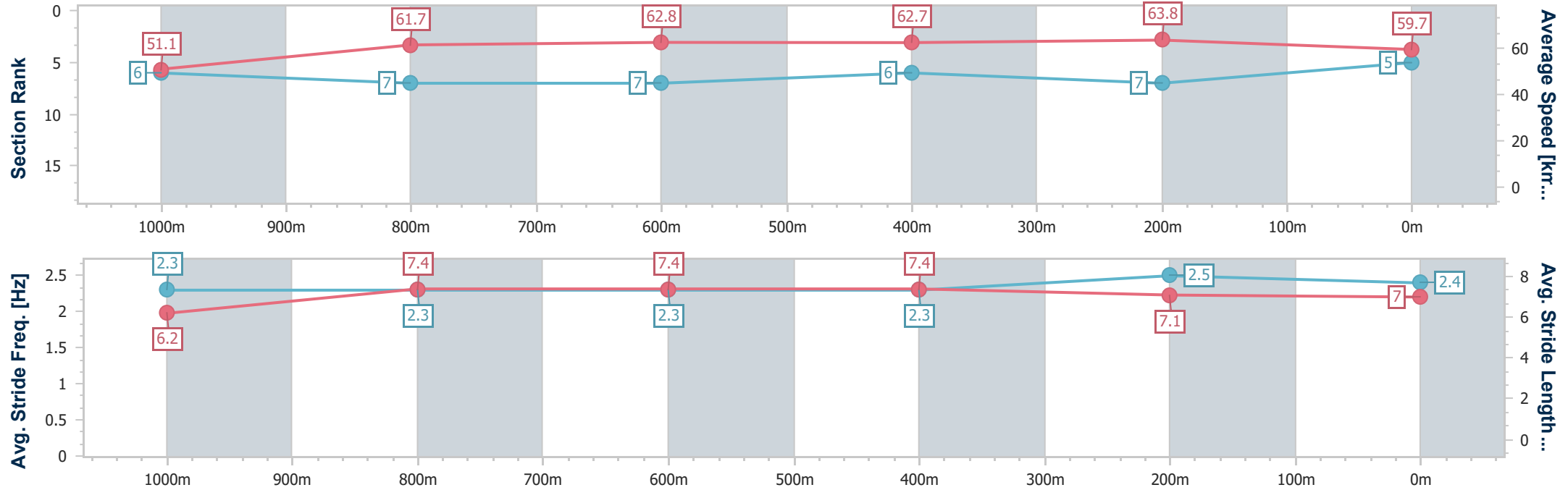
Sunshine Coast QLD Professional
Race 3: CRUISE MAROOCHY BENCHMARK 62 Handicap - 1200m



28 February 2025 - 18:38

Track Rating: Good 4, Weather: Fine, Rail Position: +12m Entire

Section	Overall	1000m	800m	600m	400m	200m							
Section Times	1:12.34 [5] (0:14.08)	0:58.26 [6] (0:11.81)	0:46.45 [7] (0:11.57)	0:34.88 [7] (0:11.53)	0:23.35 [6] (0:11.32)	0:12.03 [7] (0:12.03)							
Average Speed [km/h]	51.1	61.7	62.8	62.7	63.8	59.7							
Top Speed [km/h]	63.8	63.7	64.5	64.7	65.0	63.3							
Avg. Dist. to Rail [m]	3.7	2.7	2.0	0.9	3.3	4.4							
Avg. Stride Freq. [Hz]	2.3	2.3	2.3	2.3	2.5	2.4							
Avg. Stride Length [m]	6.2	7.4	7.4	7.4	7.1	7.0							



- [] Ranking at each section and finish
- .-.- No data available at this section
- NA No data available



Horse/Jockey Name	Billy's Bro
Final Rank	6
Fastest Section Time (Section)	0:11.43 (400m)
Top Speed [km/h] (Section)	63.5 (400m)
Race State	Finished



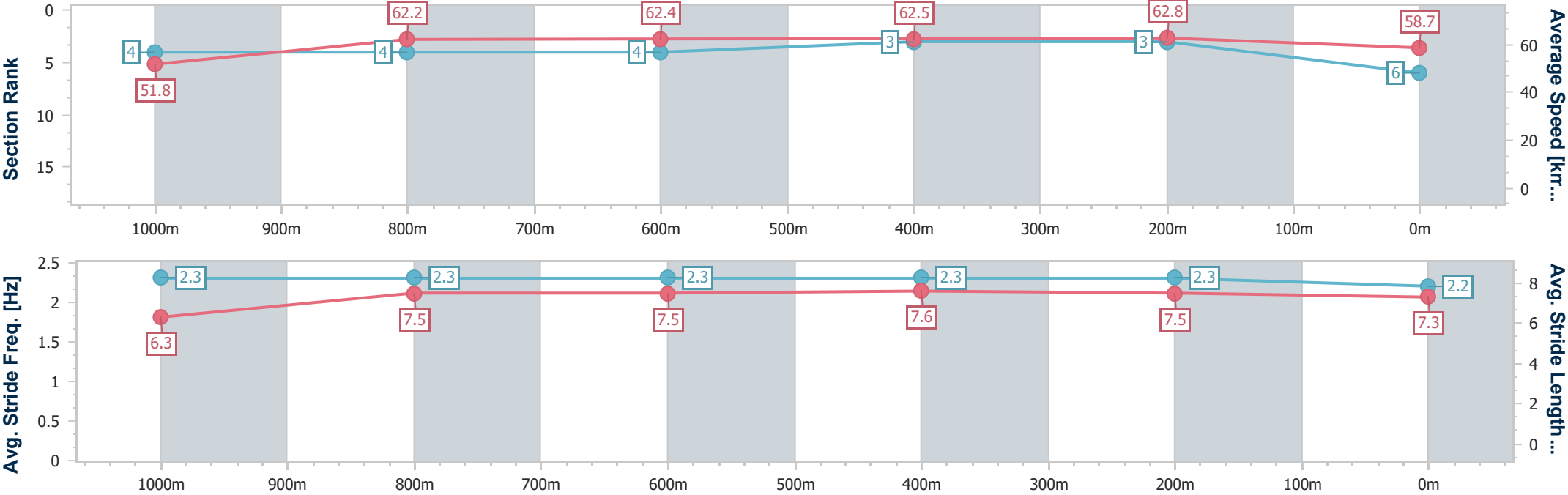
Sunshine Coast QLD Professional
Race 3: CRUISE MAROOCHY BENCHMARK 62 Handicap - 1200m



28 February 2025 - 18:38

Track Rating: Good 4, Weather: Fine, Rail Position: +12m Entire

Section	Overall	1000m	800m	600m	400m	200m							
Section Times	1:12.41 [6] (0:13.87)	0:58.54 [4] (0:11.67)	0:46.87 [4] (0:11.59)	0:35.28 [4] (0:11.53)	0:23.75 [3] (0:11.43)	0:12.32 [3] (0:12.32)							
Average Speed [km/h]	51.8	62.2	62.4	62.5	62.8	58.7							
Top Speed [km/h]	62.8	63.3	63.4	63.2	63.5	61.7							
Avg. Dist. to Rail [m]	2.9	1.7	1.3	0.3	0.4	0.4							
Avg. Stride Freq. [Hz]	2.3	2.3	2.3	2.3	2.3	2.2							
Avg. Stride Length [m]	6.3	7.5	7.5	7.6	7.5	7.3							





Horse/Jockey Name	Lone Force
Final Rank	7
Fastest Section Time (Section)	0:11.46 (400m)
Top Speed [km/h] (Section)	64.1 (Overall)
Race State	Finished

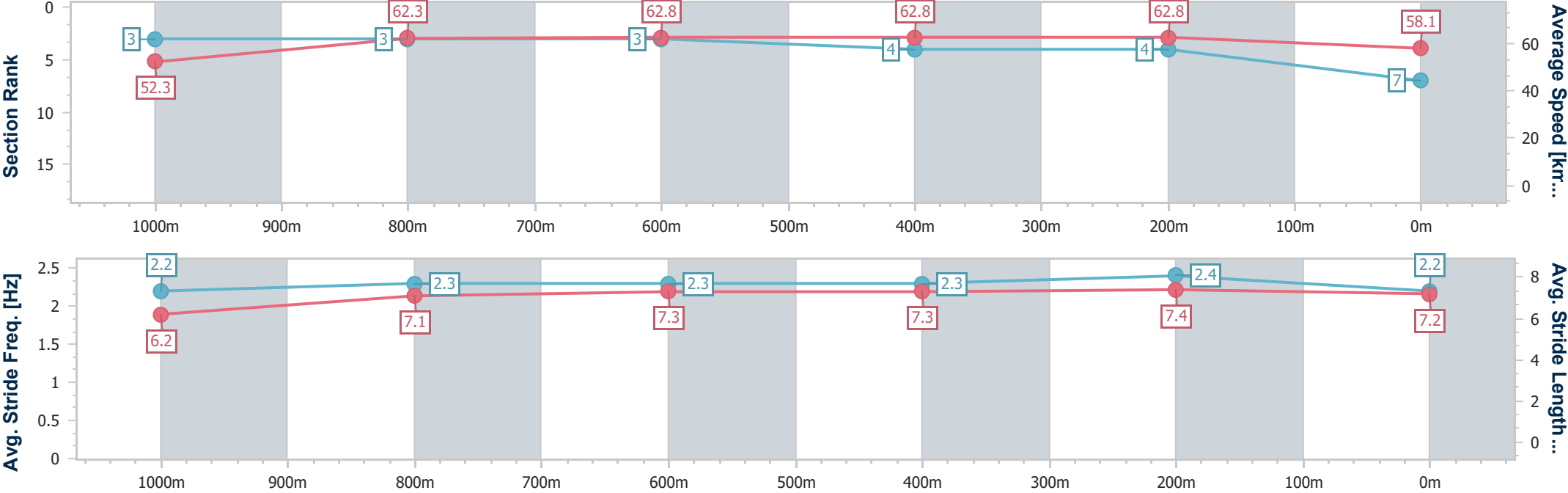


Sunshine Coast QLD Professional
Race 3: CRUISE MAROOCHY BENCHMARK 62 Handicap - 1200m



28 February 2025 - 18:38
Track Rating: Good 4, Weather: Fine, Rail Position: +12m Entire

Section	Overall	1000m	800m	600m	400m	200m							
Section Times	1:12.51 [7] (0:13.73)	0:58.78 [3] (0:11.69)	0:47.09 [3] (0:11.60)	0:35.49 [3] (0:11.64)	0:23.85 [4] (0:11.46)	0:12.39 [4] (0:12.39)							
Average Speed [km/h]	52.3	62.3	62.8	62.8	62.8	58.1							
Top Speed [km/h]	64.1	63.4	63.7	63.3	63.6	61.6							
Avg. Dist. to Rail [m]	5.4	2.6	2.5	3.0	3.6	3.3							
Avg. Stride Freq. [Hz]	2.2	2.3	2.3	2.3	2.4	2.2							
Avg. Stride Length [m]	6.2	7.1	7.3	7.3	7.4	7.2							



[] Ranking at each section and finish
-.-.- No data available at this section
NA No data available



Horse/Jockey Name	Rubix Love
Final Rank	8
Fastest Section Time (Section)	0:11.59 (800m)
Top Speed [km/h] (Section)	63.3 (800m)
Race State	Finished

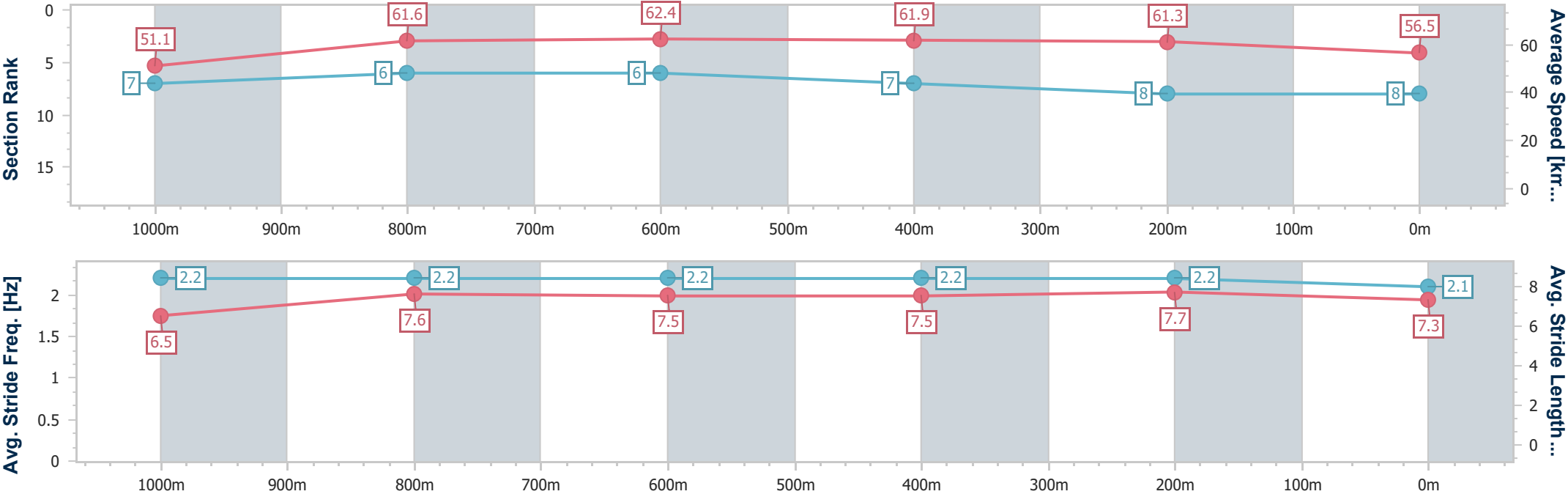


Sunshine Coast QLD Professional
Race 3: CRUISE MAROOCHY BENCHMARK 62 Handicap - 1200m



28 February 2025 - 18:38
Track Rating: Good 4, Weather: Fine, Rail Position: +12m Entire

Section	Overall	1000m	800m	600m	400m	200m							
Section Times	1:13.56 [8] (0:14.09)	0:59.47 [7] (0:11.73)	0:47.74 [6] (0:11.59)	0:36.15 [6] (0:11.67)	0:24.48 [7] (0:11.74)	0:12.74 [8] (0:12.74)							
Average Speed [km/h]	51.1	61.6	62.4	61.9	61.3	56.5							
Top Speed [km/h]	62.5	63.3	63.3	62.5	62.5	59.9							
Avg. Dist. to Rail [m]	2.2	1.4	0.6	0.7	1.8	0.4							
Avg. Stride Freq. [Hz]	2.2	2.2	2.2	2.2	2.2	2.1							
Avg. Stride Length [m]	6.5	7.6	7.5	7.5	7.7	7.3							



- [] Ranking at each section and finish
- .-.- No data available at this section
- NA No data available



Horse/Jockey Name	Roman Dagger
Final Rank	9
Fastest Section Time (Section)	0:11.65 (1000m)
Top Speed [km/h] (Section)	63.6 (1000m)
Race State	Finished

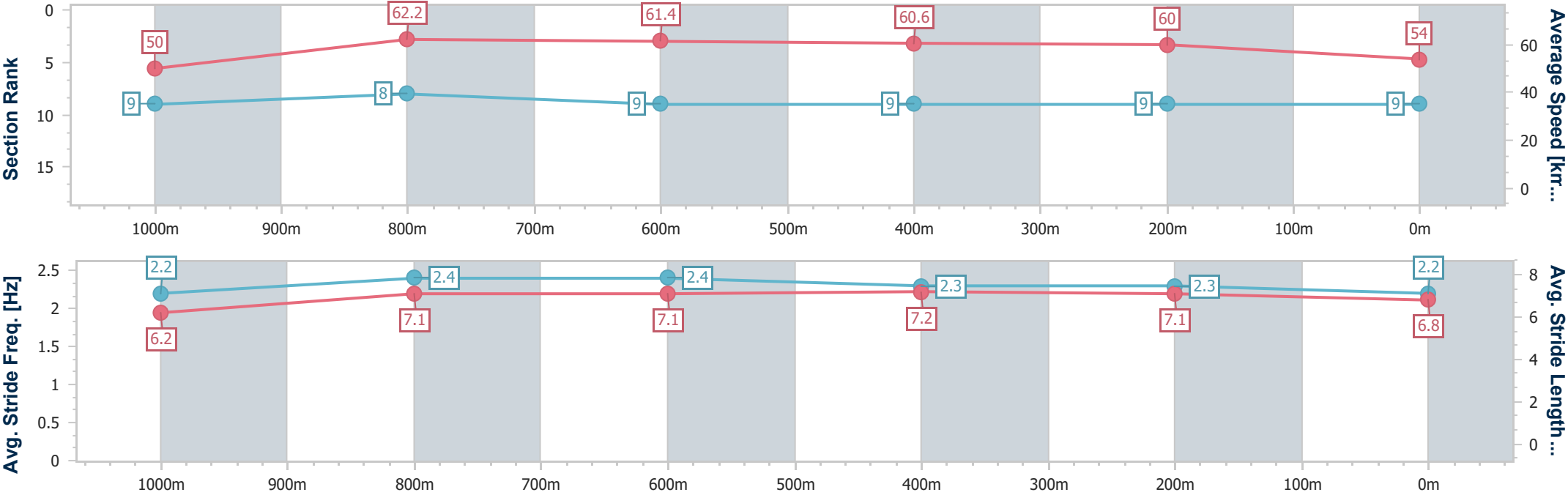


Sunshine Coast QLD Professional
Race 3: CRUISE MAROOCHY BENCHMARK 62 Handicap - 1200m



28 February 2025 - 18:38
Track Rating: Good 4, Weather: Fine, Rail Position: +12m Entire

Section	Overall	1000m	800m	600m	400m	200m							
Section Times	1:15.00 [9] (0:14.45)	1:00.55 [9] (0:11.65)	0:48.90 [8] (0:11.72)	0:37.18 [9] (0:11.89)	0:25.29 [9] (0:12.00)	0:13.29 [9] (0:13.29)							
Average Speed [km/h]	50.0	62.2	61.4	60.6	60.0	54.0							
Top Speed [km/h]	62.6	63.6	62.6	62.0	61.2	59.4							
Avg. Dist. to Rail [m]	5.2	1.6	0.6	0.4	0.9	0.6							
Avg. Stride Freq. [Hz]	2.2	2.4	2.4	2.3	2.3	2.2							
Avg. Stride Length [m]	6.2	7.1	7.1	7.2	7.1	6.8							





Sunshine Coast QLD Professional
Race 4: WYLIE DALZIEL RACING Class 2 Handicap - 1400m
28 February 2025 - 19:08



Track Rating: Good 4, Weather: Fine, Rail Position: +12m Entire

Section						Overall	1200m	1000m	800m	600m	400m	Last 600m	
Field Times						1:25.20 (0:14.14)	1:11.06 (0:11.75)	0:59.31 (0:11.91)	0:47.40 (0:11.96)	0:35.44 (0:11.96)	0:23.48 (0:11.46)	0:35.44	
Rank	TAB	Horse/Jockey	Barrier	Top Speed [km/h]	Fastest Section								Distance Travelled [m]
1	1	MORE TROUBLE	2	63.8	0:11.44	1:25.20 [1]	1:10.93 [2]	0:59.29 [2]	0:47.36 [2]	0:35.39 [2]	0:23.46 [2]	0:35.39	
		Jace McMurray		400m	400m	(0:14.27)	(0:11.64)	(0:11.93)	(0:11.97)	(0:11.93)	(0:11.44)		
2	2	BETTER BE SLICK	1	63.9	0:11.42	1:25.36 [2]	1:10.91 [5]	0:59.13 [5]	0:47.29 [4]	0:35.29 [5]	0:23.39 [5]	0:35.29 +2	
		Damien Thornton		400m	400m	(0:14.45)	(0:11.78)	(0:11.84)	(0:12.00)	(0:11.90)	(0:11.42)		
3	5	THE PLAYER	10	63.0	0:11.52	1:25.41 [3]	1:11.07 [3]	0:59.37 [3]	0:47.41 [3]	0:35.55 [3]	0:23.63 [3]	0:35.55 +6	
		Vlad Duric		400m	400m	(0:14.34)	(0:11.70)	(0:11.96)	(0:11.86)	(0:11.92)	(0:11.52)		
4	9	MIST OF DAWN	6	63.7	0:11.42	1:25.56 [4]	1:10.79 [8]	0:59.23 [6]	0:47.28 [6]	0:35.45 [6]	0:23.55 [6]	0:35.45 +6	
		Ron Stewart		1200m	400m	(0:14.77)	(0:11.56)	(0:11.95)	(0:11.83)	(0:11.90)	(0:11.42)		
5	6	FLY FIFER	8	63.4	0:11.50	1:25.64 [5]	1:11.50 [1]	0:59.75 [1]	0:47.84 [1]	0:35.88 [1]	0:23.92 [1]	0:35.88 +6	
		Montana Philpot		400m	400m	(0:14.14)	(0:11.75)	(0:11.91)	(0:11.96)	(0:11.96)	(0:11.50)		
6	8	OLE BAZZLE	5	64.8	0:11.38	1:25.75 [6]	1:11.09 [6]	0:59.26 [7]	0:47.36 [8]	0:35.41 [8]	0:23.52 [9]	0:35.41 +4	
		Michael Rodd		400m	400m	(0:14.66)	(0:11.83)	(0:11.90)	(0:11.95)	(0:11.89)	(0:11.38)		
7	3	MR CALEB	3	63.8	0:11.51	1:25.78 [7]	1:11.34 [4]	0:59.57 [4]	0:47.68 [5]	0:35.73 [4]	0:23.83 [4]	0:35.73 +2	
		Kyle Wilson-Taylor		400m	400m	(0:14.44)	(0:11.77)	(0:11.89)	(0:11.95)	(0:11.90)	(0:11.51)		
8	7	MOONFLEET	4	64.4	0:11.40	1:25.88 [8]	1:11.15 [7]	0:59.33 [8]	0:47.52 [7]	0:35.60 [7]	0:23.68 [7]	0:35.60 +1	
		Nikita Beriman		400m	400m	(0:14.73)	(0:11.82)	(0:11.81)	(0:11.92)	(0:11.92)	(0:11.40)		
9	10	JULIETA	9	63.5	0:11.53	1:26.64 [9]	1:11.64 [9]	0:59.94 [9]	0:48.12 [9]	0:36.27 [9]	0:24.43 [8]	0:36.27 +8	
		Robbie Dolan		400m	400m	(0:15.00)	(0:11.70)	(0:11.82)	(0:11.85)	(0:11.84)	(0:11.53)		

Scratched: Maybe Smart (#16), Cryptic Sound (#12), Maltali (#14), Bucks Fizz (#4), Karaoke AI (#11), Itza Motza (#13), Planned Encounter (#15), Pauli (#17)



Sunshine Coast QLD Professional
Race 4: WYLIE DALZIEL RACING Class 2 Handicap - 1400m
28 February 2025 - 19:08



Track Rating: Good 4, Weather: Fine, Rail Position: +12m Entire

Section Field Times				200m 0:12.02 (0:12.02)		Last 600m 0:35.44			
Rank	TAB	Horse/Jockey	Barrier	Top Speed [km/h]	Fastest Section	Margin			Distance Travelled [m]
1	1	MORE TROUBLE	2	63.8	0:11.44	0:12.02 [1]	1:25.20	0:35.39	
		Jace McMurray		400m	400m	(0:12.02)			
2	2	BETTER BE SLICK	1	63.9	0:11.42	0:11.97 [4]	0.8L	0:35.29	+2
		Damien Thornton		400m	400m	(0:11.97)			
3	5	THE PLAYER	10	63.0	0:11.52	0:12.11 [3]	1L	0:35.55	+6
		Vlad Duric		400m	400m	(0:12.11)			
4	9	MIST OF DAWN	6	63.7	0:11.42	0:12.13 [5]	1.8L	0:35.45	+6
		Ron Stewart		1200m	400m	(0:12.13)			
5	6	FLY FIFER	8	63.4	0:11.50	0:12.42 [2]	2.2L	0:35.88	+6
		Montana Philpot		400m	400m	(0:12.42)			
6	8	OLE BAZZLE	5	64.8	0:11.38	0:12.14 [8]	2.7L	0:35.41	+4
		Michael Rodd		400m	400m	(0:12.14)			
7	3	MR CALEB	3	63.8	0:11.51	0:12.32 [6]	2.9L	0:35.73	+2
		Kyle Wilson-Taylor		400m	400m	(0:12.32)			
8	7	MOONFLEET	4	64.4	0:11.40	0:12.28 [7]	3.4L	0:35.60	+1
		Nikita Beriman		400m	400m	(0:12.28)			
9	10	JULIETA	9	63.5	0:11.53	0:12.90 [9]	7.7L	0:36.27	+8
		Robbie Dolan		400m	400m	(0:12.90)			

Scratched: Maybe Smart (#16), Cryptic Sound (#12), Maltali (#14), Bucks Fizz (#4), Karaoke AI (#11), Itza Motza (#13), Planned Encounter (#15), Pauli (#17)



Horse/Jockey Name	More Trouble
Final Rank	1
Fastest Section Time (Section)	0:11.44 (400m)
Top Speed [km/h] (Section)	63.8 (400m)
Race State	Finished



Sunshine Coast QLD Professional

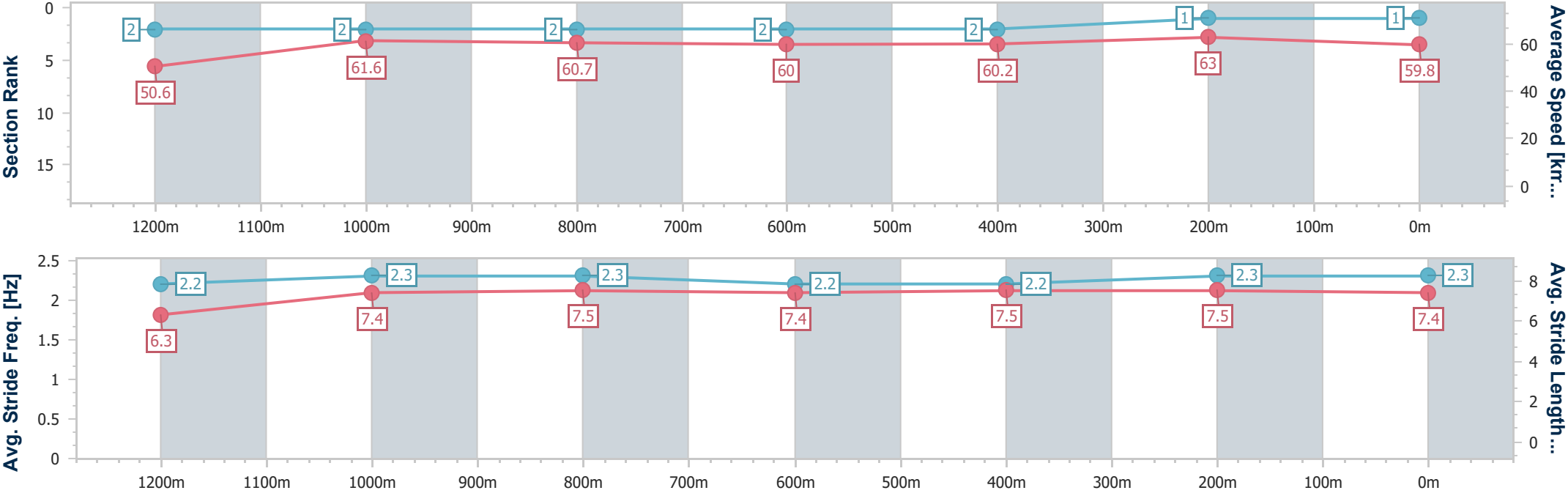
Race 4: WYLIE DALZIEL RACING Class 2 Handicap - 1400m

28 February 2025 - 19:08

Track Rating: Good 4, Weather: Fine, Rail Position: +12m Entire

SCTC SUNSHINE COAST TURF CLUB

Section	Overall	1200m	1000m	800m	600m	400m	200m						
Section Times	1:25.20 [1] (0:14.27)	1:10.93 [2] (0:11.64)	0:59.29 [2] (0:11.93)	0:47.36 [2] (0:11.97)	0:35.39 [2] (0:11.93)	0:23.46 [2] (0:11.44)	0:12.02 [1] (0:12.02)						
Average Speed [km/h]	50.6	61.6	60.7	60.0	60.2	63.0	59.8						
Top Speed [km/h]	62.0	62.4	62.3	60.5	61.9	63.8	62.0						
Avg. Dist. to Rail [m]	3.9	1.9	1.4	0.6	1.0	0.3	1.1						
Avg. Stride Freq. [Hz]	2.2	2.3	2.3	2.2	2.2	2.3	2.3						
Avg. Stride Length [m]	6.3	7.4	7.5	7.4	7.5	7.5	7.4						

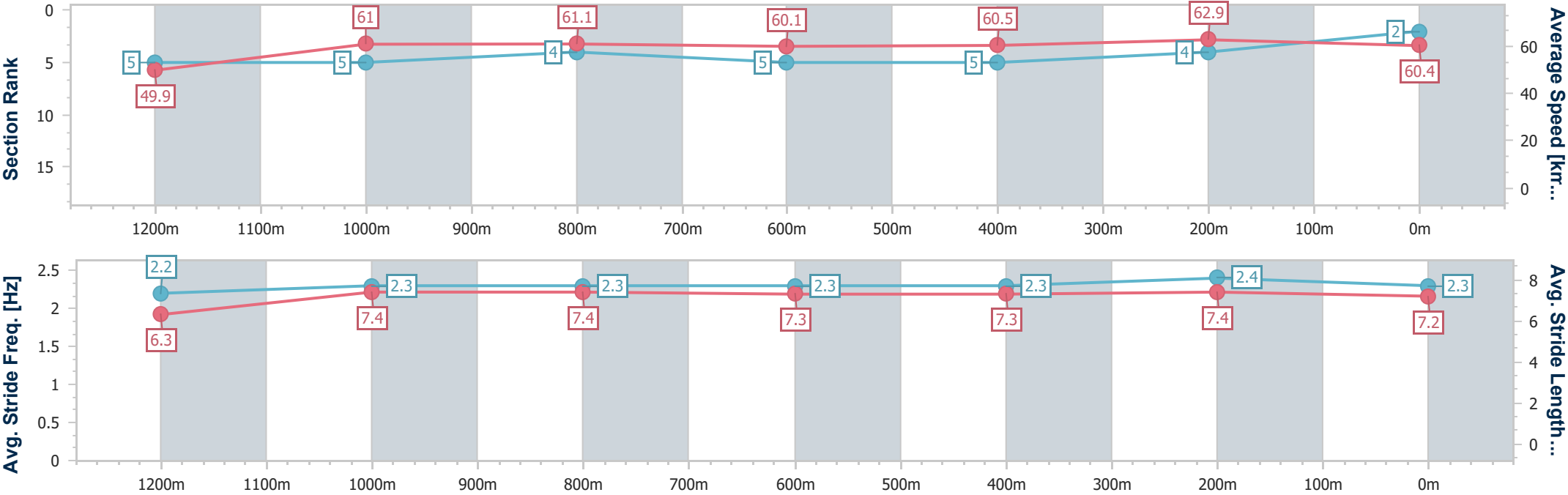




Horse/Jockey Name	Better Be Slick
Final Rank	2
Fastest Section Time (Section)	0:11.42 (400m)
Top Speed [km/h] (Section)	63.9 (400m)
Race State	Finished



Section	Overall	1200m	1000m	800m	600m	400m	200m						
Section Times	1:25.36 [2] (0:14.45)	1:10.91 [5] (0:11.78)	0:59.13 [5] (0:11.84)	0:47.29 [4] (0:12.00)	0:35.29 [5] (0:11.90)	0:23.39 [5] (0:11.42)	0:11.97 [4] (0:11.97)						
Average Speed [km/h]	49.9	61.0	61.1	60.1	60.5	62.9	60.4						
Top Speed [km/h]	61.1	61.9	61.7	61.4	62.0	63.9	61.7						
Avg. Dist. to Rail [m]	2.5	1.8	1.4	0.7	0.2	0.2	0.4						
Avg. Stride Freq. [Hz]	2.2	2.3	2.3	2.3	2.3	2.4	2.3						
Avg. Stride Length [m]	6.3	7.4	7.4	7.3	7.3	7.4	7.2						





Horse/Jockey Name	The Player
Final Rank	3
Fastest Section Time (Section)	0:11.52 (400m)
Top Speed [km/h] (Section)	63.0 (400m)
Race State	Finished



Sunshine Coast QLD Professional

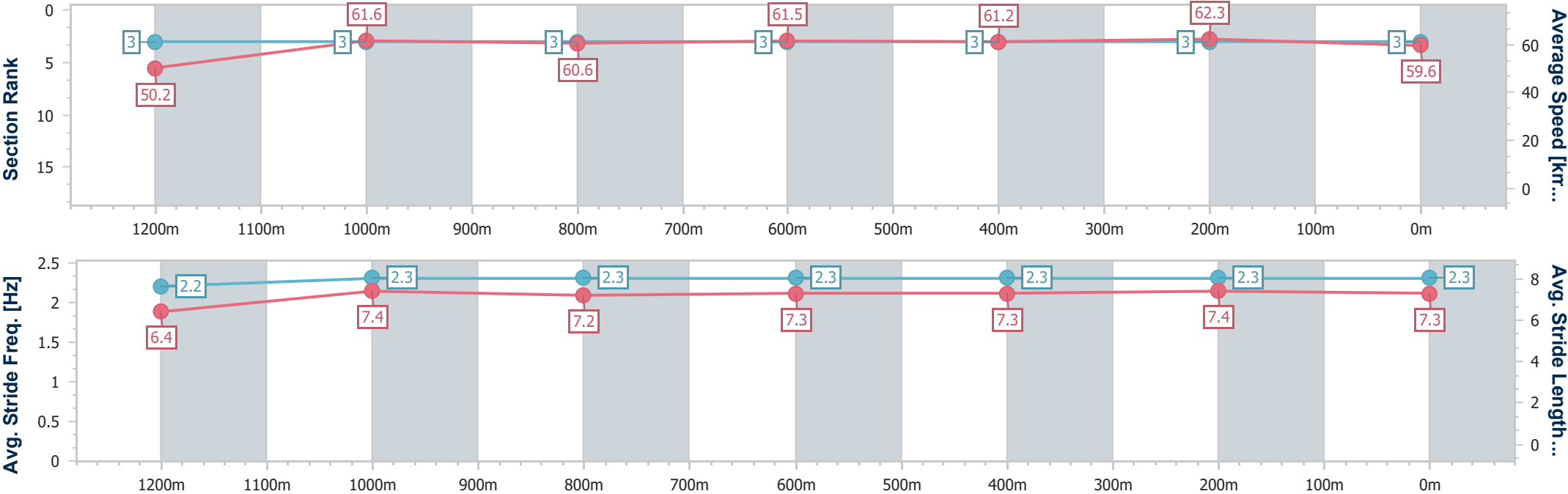
Race 4: WYLIE DALZIEL RACING Class 2 Handicap - 1400m

28 February 2025 - 19:08

Track Rating: Good 4, Weather: Fine, Rail Position: +12m Entire

SCTC SUNSHINE COAST TURF CLUB

Section	Overall	1200m	1000m	800m	600m	400m	200m						
Section Times	1:25.41 [3] (0:14.34)	1:11.07 [3] (0:11.70)	0:59.37 [3] (0:11.96)	0:47.41 [3] (0:11.86)	0:35.55 [3] (0:11.92)	0:23.63 [3] (0:11.52)	0:12.11 [3] (0:12.11)						
Average Speed [km/h]	50.2	61.6	60.6	61.5	61.2	62.3	59.6						
Top Speed [km/h]	62.4	62.8	61.6	62.7	62.3	63.0	62.4						
Avg. Dist. to Rail [m]	7.9	3.6	2.8	2.3	1.7	2.6	3.1						
Avg. Stride Freq. [Hz]	2.2	2.3	2.3	2.3	2.3	2.3	2.3						
Avg. Stride Length [m]	6.4	7.4	7.2	7.3	7.3	7.4	7.3						

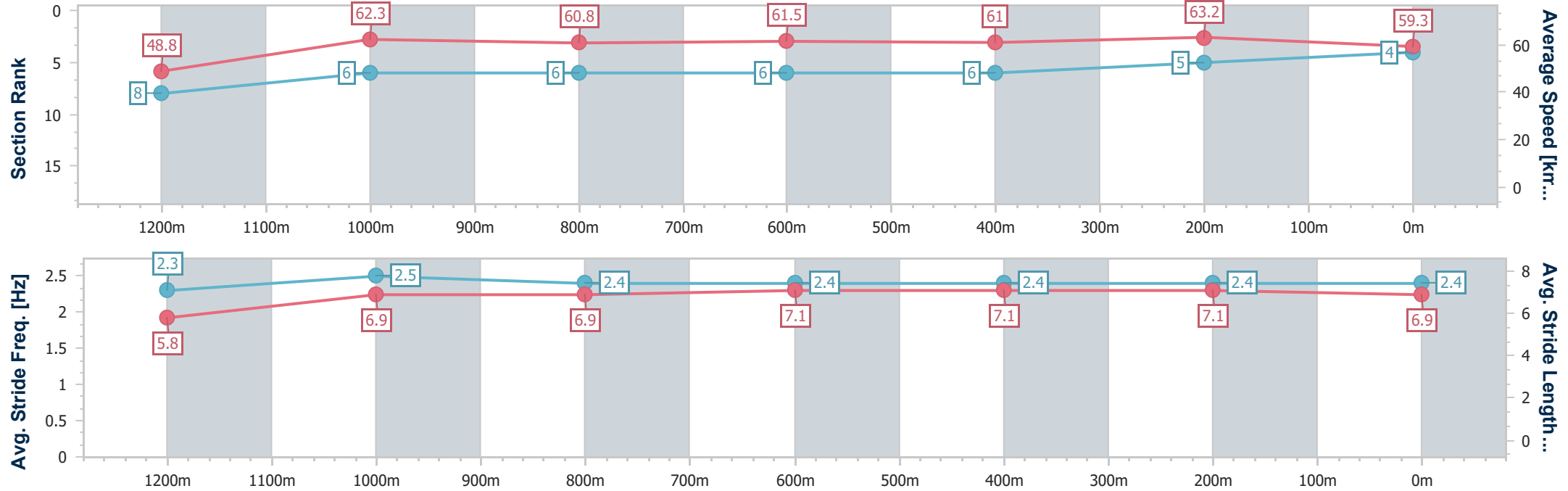




Horse/Jockey Name	Mist Of Dawn
Final Rank	4
Fastest Section Time (Section)	0:11.42 (400m)
Top Speed [km/h] (Section)	63.7 (1200m)
Race State	Finished



Section	Overall	1200m	1000m	800m	600m	400m	200m						
Section Times	1:25.56 [4] (0:14.77)	1:10.79 [8] (0:11.56)	0:59.23 [6] (0:11.95)	0:47.28 [6] (0:11.83)	0:35.45 [6] (0:11.90)	0:23.55 [6] (0:11.42)	0:12.13 [5] (0:12.13)						
Average Speed [km/h]	48.8	62.3	60.8	61.5	61.0	63.2	59.3						
Top Speed [km/h]	61.6	63.7	62.0	63.0	61.7	63.6	62.1						
Avg. Dist. to Rail [m]	6.7	4.2	3.0	2.5	1.3	3.0	3.8						
Avg. Stride Freq. [Hz]	2.3	2.5	2.4	2.4	2.4	2.4	2.4						
Avg. Stride Length [m]	5.8	6.9	6.9	7.1	7.1	7.1	6.9						





Horse/Jockey Name	Fly Fifer
Final Rank	5
Fastest Section Time (Section)	0:11.50 (400m)
Top Speed [km/h] (Section)	63.4 (400m)
Race State	Finished



Sunshine Coast QLD Professional

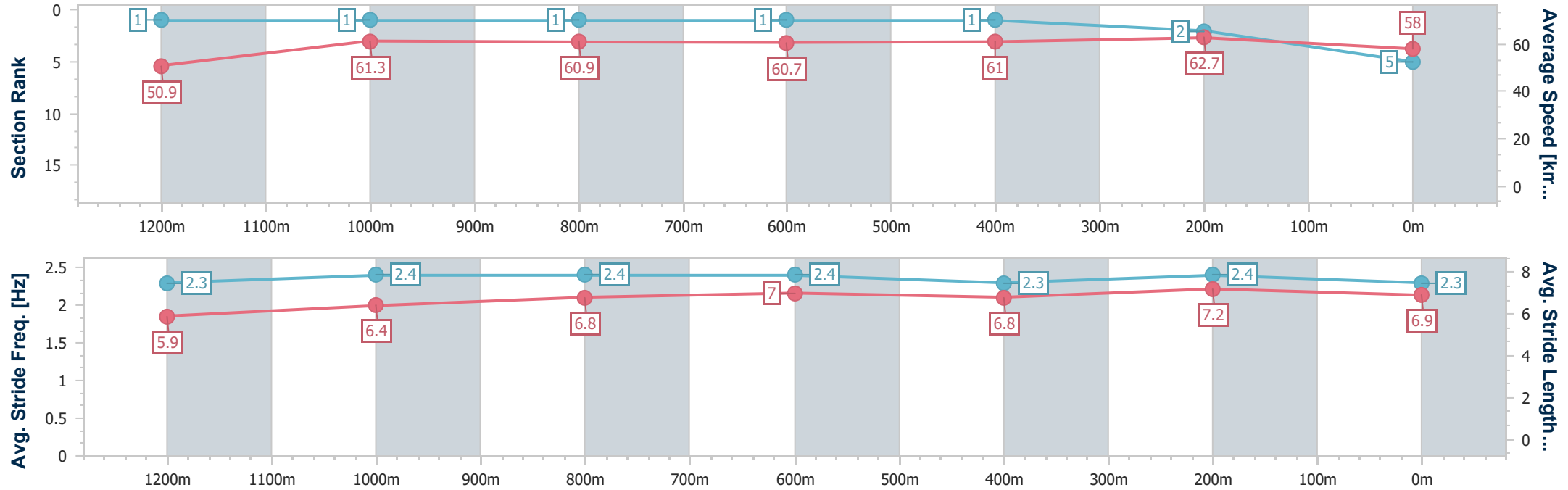
Race 4: WYLIE DALZIEL RACING Class 2 Handicap - 1400m

28 February 2025 - 19:08

Track Rating: Good 4, Weather: Fine, Rail Position: +12m Entire

SCTC SUNSHINE COAST TURF CLUB

Section	Overall	1200m	1000m	800m	600m	400m	200m						
Section Times	1:25.64 [5] (0:14.14)	1:11.50 [1] (0:11.75)	0:59.75 [1] (0:11.91)	0:47.84 [1] (0:11.96)	0:35.88 [1] (0:11.96)	0:23.92 [1] (0:11.50)	0:12.42 [2] (0:12.42)						
Average Speed [km/h]	50.9	61.3	60.9	60.7	61.0	62.7	58.0						
Top Speed [km/h]	62.7	61.9	61.5	61.1	62.0	63.4	61.4						
Avg. Dist. to Rail [m]	6.3	3.1	2.3	1.7	1.8	2.4	2.6						
Avg. Stride Freq. [Hz]	2.3	2.4	2.4	2.4	2.3	2.4	2.3						
Avg. Stride Length [m]	5.9	6.4	6.8	7.0	6.8	7.2	6.9						



[] Ranking at each section and finish
-.-.- No data available at this section
NA No data available



Horse/Jockey Name	Ole Bazzle
Final Rank	6
Fastest Section Time (Section)	0:11.38 (400m)
Top Speed [km/h] (Section)	64.8 (400m)
Race State	Finished



Sunshine Coast QLD Professional

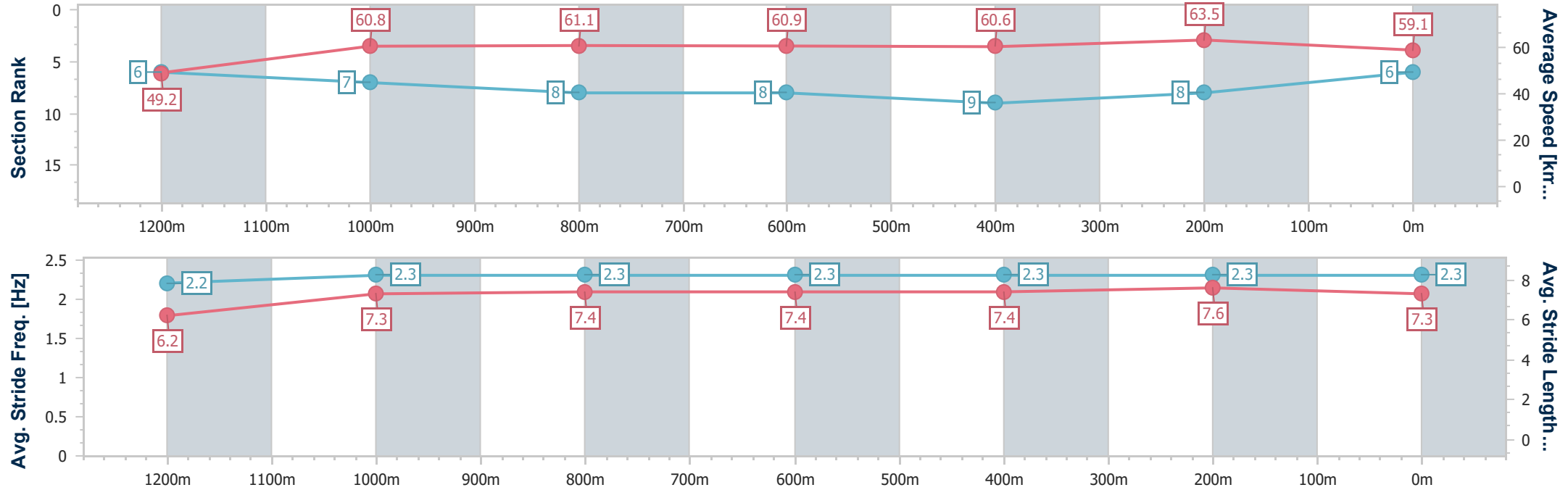
Race 4: WYLIE DALZIEL RACING Class 2 Handicap - 1400m

28 February 2025 - 19:08

Track Rating: Good 4, Weather: Fine, Rail Position: +12m Entire

SCTC SUNSHINE COAST TURF CLUB

Section	Overall	1200m	1000m	800m	600m	400m	200m						
Section Times	1:25.75 [6] (0:14.66)	1:11.09 [6] (0:11.83)	0:59.26 [7] (0:11.90)	0:47.36 [8] (0:11.95)	0:35.41 [8] (0:11.89)	0:23.52 [9] (0:11.38)	0:12.14 [8] (0:12.14)						
Average Speed [km/h]	49.2	60.8	61.1	60.9	60.6	63.5	59.1						
Top Speed [km/h]	61.4	62.2	61.6	62.4	62.0	64.8	62.7						
Avg. Dist. to Rail [m]	5.9	3.1	2.4	1.7	0.6	2.9	4.0						
Avg. Stride Freq. [Hz]	2.2	2.3	2.3	2.3	2.3	2.3	2.3						
Avg. Stride Length [m]	6.2	7.3	7.4	7.4	7.4	7.6	7.3						

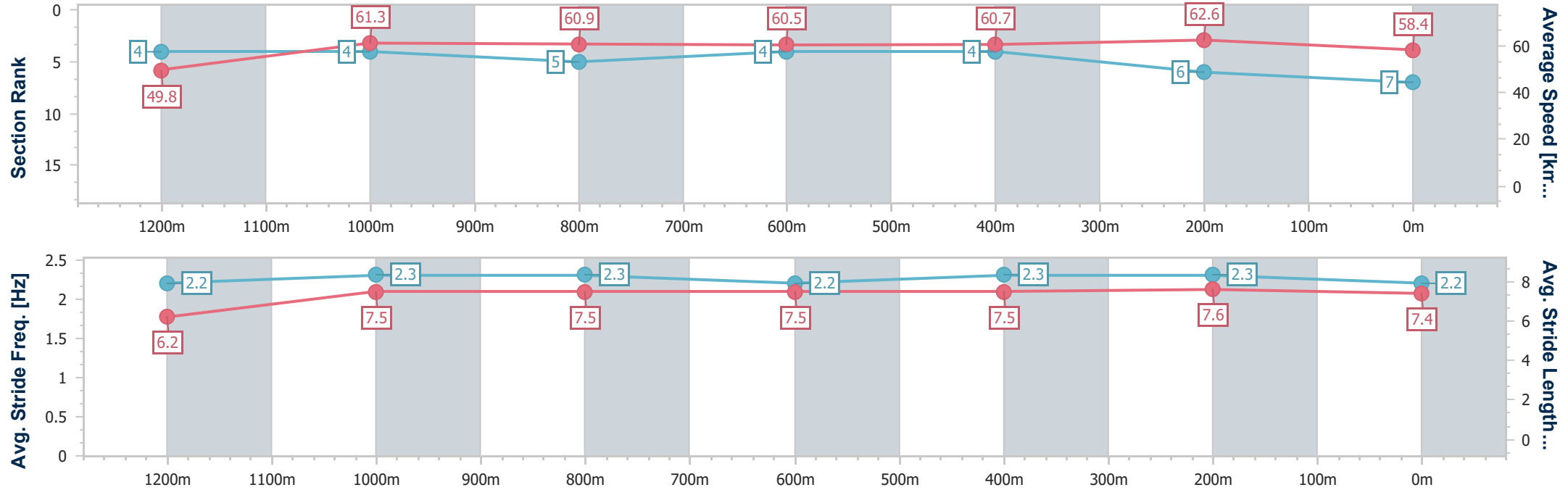




Horse/Jockey Name	Mr Caleb
Final Rank	7
Fastest Section Time (Section)	0:11.51 (400m)
Top Speed [km/h] (Section)	63.8 (400m)
Race State	Finished



Section	Overall	1200m	1000m	800m	600m	400m	200m						
Section Times	1:25.78 [7] (0:14.44)	1:11.34 [4] (0:11.77)	0:59.57 [4] (0:11.89)	0:47.68 [5] (0:11.95)	0:35.73 [4] (0:11.90)	0:23.83 [4] (0:11.51)	0:12.32 [6] (0:12.32)						
Average Speed [km/h]	49.8	61.3	60.9	60.5	60.7	62.6	58.4						
Top Speed [km/h]	61.4	62.1	61.8	61.4	62.2	63.8	61.8						
Avg. Dist. to Rail [m]	4.1	2.8	1.9	0.7	0.9	2.5	1.7						
Avg. Stride Freq. [Hz]	2.2	2.3	2.3	2.2	2.3	2.3	2.2						
Avg. Stride Length [m]	6.2	7.5	7.5	7.5	7.5	7.6	7.4						

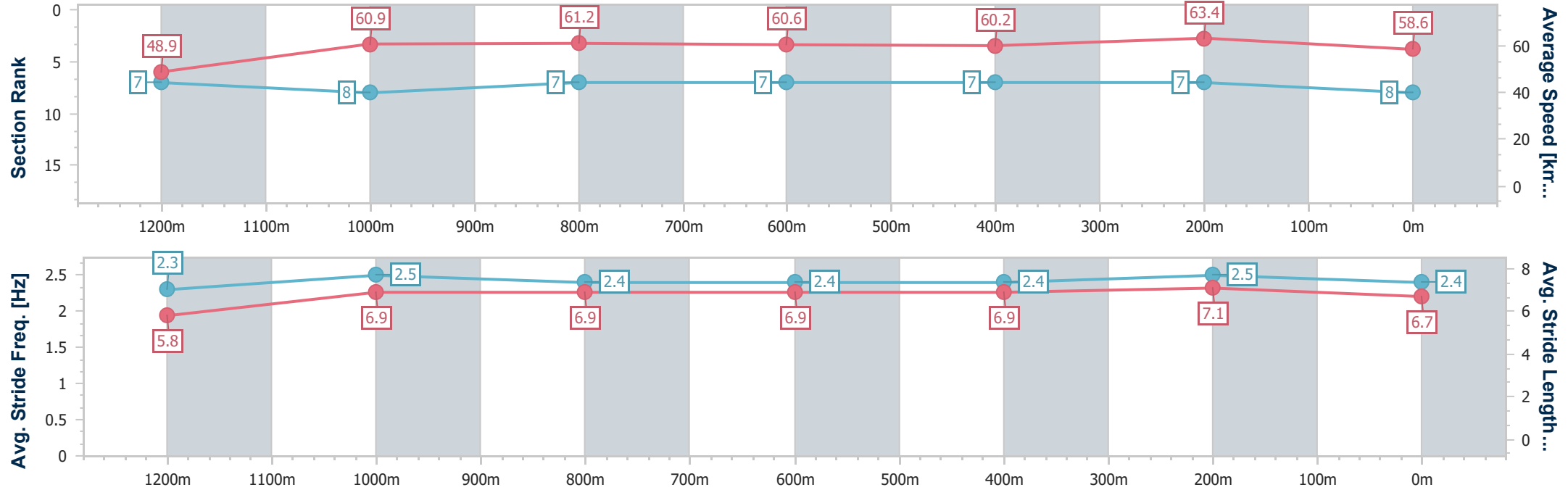




Horse/Jockey Name	Moonfleet
Final Rank	8
Fastest Section Time (Section)	0:11.40 (400m)
Top Speed [km/h] (Section)	64.4 (400m)
Race State	Finished



Section	Overall	1200m	1000m	800m	600m	400m	200m						
Section Times	1:25.88 [8] (0:14.73)	1:11.15 [7] (0:11.82)	0:59.33 [8] (0:11.81)	0:47.52 [7] (0:11.92)	0:35.60 [7] (0:11.92)	0:23.68 [7] (0:11.40)	0:12.28 [7] (0:12.28)						
Average Speed [km/h]	48.9	60.9	61.2	60.6	60.2	63.4	58.6						
Top Speed [km/h]	60.6	61.7	62.1	62.1	61.1	64.4	61.3						
Avg. Dist. to Rail [m]	4.8	1.9	1.4	0.8	0.3	0.7	0.5						
Avg. Stride Freq. [Hz]	2.3	2.5	2.4	2.4	2.4	2.5	2.4						
Avg. Stride Length [m]	5.8	6.9	6.9	6.9	6.9	7.1	6.7						





Horse/Jockey Name	Julieta
Final Rank	9
Fastest Section Time (Section)	0:11.53 (400m)
Top Speed [km/h] (Section)	63.5 (400m)
Race State	Finished



Sunshine Coast QLD Professional

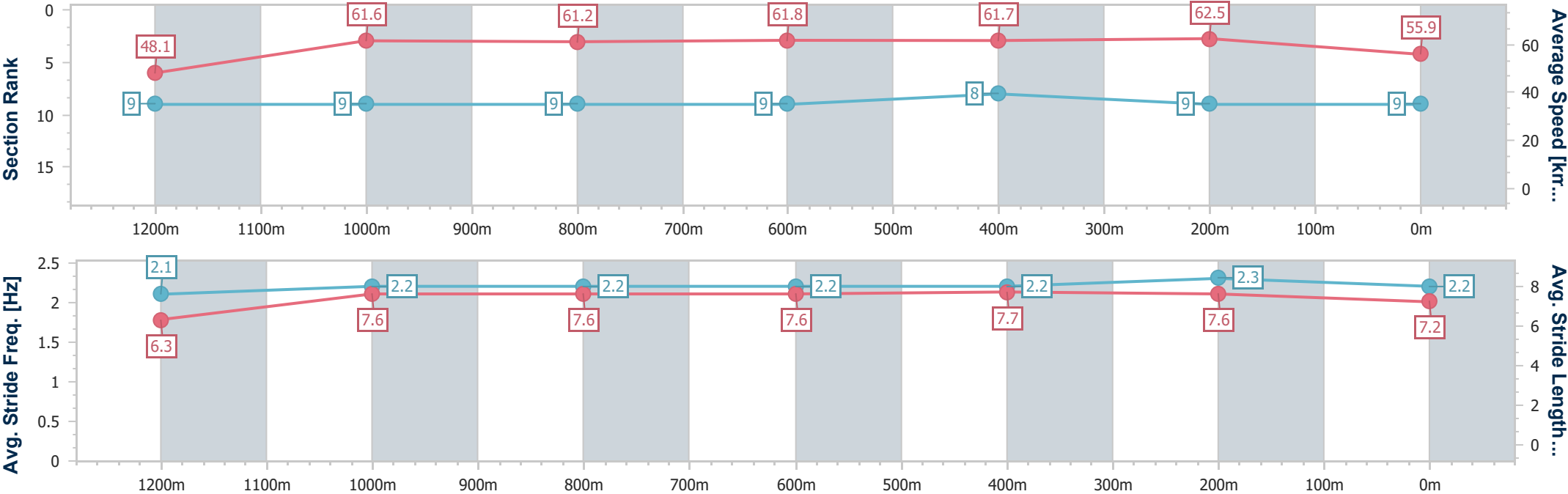
Race 4: WYLIE DALZIEL RACING Class 2 Handicap - 1400m

28 February 2025 - 19:08

Track Rating: Good 4, Weather: Fine, Rail Position: +12m Entire

SCTC SUNSHINE COAST TURF CLUB

Section	Overall	1200m	1000m	800m	600m	400m	200m						
Section Times	1:26.64 [9] (0:15.00)	1:11.64 [9] (0:11.70)	0:59.94 [9] (0:11.82)	0:48.12 [9] (0:11.85)	0:36.27 [9] (0:11.84)	0:24.43 [8] (0:11.53)	0:12.90 [9] (0:12.90)						
Average Speed [km/h]	48.1	61.6	61.2	61.8	61.7	62.5	55.9						
Top Speed [km/h]	59.5	62.5	62.1	63.5	62.9	63.5	61.0						
Avg. Dist. to Rail [m]	7.9	3.5	2.8	2.6	2.3	4.4	3.6						
Avg. Stride Freq. [Hz]	2.1	2.2	2.2	2.2	2.2	2.3	2.2						
Avg. Stride Length [m]	6.3	7.6	7.6	7.6	7.7	7.6	7.2						





Sunshine Coast QLD Professional
Race 5: KENNARDS HIRE OPEN Handicap - 1400m
28 February 2025 - 20:08



Track Rating: Good 4, Weather: Fine, Rail Position: +12m Entire

Section						Overall	1200m	1000m	800m	600m	400m	Last 600m	
Field Times						1:24.70 (0:14.01)	1:10.69 (0:11.68)	0:59.01 (0:12.07)	0:46.94 (0:11.94)	0:35.00 (0:11.64)	0:23.36 (0:11.33)	0:35.00	
Rank	TAB	Horse/Jockey	Barrier	Top Speed [km/h]	Fastest Section								Distance Travelled [m]
1	4	THIS'LLBETHEONE	4	64.5	0:11.33	1:24.70 [1]	1:10.68 [2]	0:59.01 [1]	0:46.94 [1]	0:35.00 [1]	0:23.36 [1]	0:35.00	
		Taylor Marshall		400m	400m	(0:14.02)	(0:11.67)	(0:12.07)	(0:11.94)	(0:11.64)	(0:11.33)		
2	10	SINGER SARGENT	6	66.3	0:11.07	1:24.84 [2]	1:09.90 [8]	0:58.32 [8]	0:46.12 [8]	0:34.29 [8]	0:22.82 [8]	0:34.29	+3
		Ron Stewart		400m	400m	(0:14.94)	(0:11.58)	(0:12.20)	(0:11.83)	(0:11.47)	(0:11.07)		
3	6	LIGHT OF BOOM	3	64.4	0:11.28	1:24.86 [3]	1:10.37 [6]	0:58.70 [7]	0:46.55 [5]	0:34.58 [7]	0:23.07 [6]	0:34.58	+1
		Jace McMurray		400m	400m	(0:14.49)	(0:11.67)	(0:12.15)	(0:11.97)	(0:11.51)	(0:11.28)		
4	2	POCKET FULL	1	64.4	0:11.32	1:24.90 [4]	1:10.74 [3]	0:58.99 [3]	0:46.91 [3]	0:34.95 [3]	0:23.35 [3]	0:34.95	+3
		Kyle Wilson-Taylor		400m	400m	(0:14.16)	(0:11.75)	(0:12.08)	(0:11.96)	(0:11.60)	(0:11.32)		
5	7	HOLLYWOOD NORTH	7	64.2	0:11.39	1:25.09 [5]	1:11.08 [1]	0:59.37 [2]	0:47.20 [2]	0:35.27 [2]	0:23.66 [2]	0:35.27	+4
		Montana Philpot		400m	400m	(0:14.01)	(0:11.71)	(0:12.17)	(0:11.93)	(0:11.61)	(0:11.39)		
6	1	IRISH SONGS	8	65.1	0:11.43	1:25.43 [6]	1:10.88 [7]	0:59.35 [5]	0:47.09 [7]	0:35.33 [5]	0:23.87 [4]	0:35.33	+7
		Corey Sutherland		600m	400m	(0:14.55)	(0:11.53)	(0:12.26)	(0:11.76)	(0:11.46)	(0:11.43)		
7	3	UNDER THE CAP	5	64.8	0:11.36	1:25.54 [7]	1:11.22 [5]	0:59.41 [6]	0:47.23 [6]	0:35.30 [6]	0:23.62 [7]	0:35.30	+5
		Jake Bayliss		400m	400m	(0:14.32)	(0:11.81)	(0:12.18)	(0:11.93)	(0:11.68)	(0:11.36)		
8	9	THE CATCH	2	64.1	0:11.56	1:25.64 [8]	1:11.39 [4]	0:59.70 [4]	0:47.64 [4]	0:35.65 [4]	0:24.05 [5]	0:35.65	+4
		Colleen Krahnen		1200m	400m	(0:14.25)	(0:11.69)	(0:12.06)	(0:11.99)	(0:11.60)	(0:11.56)		

Scratched: Hang Five (#8), Toesonthenose (#5)



Sunshine Coast QLD Professional
Race 5: KENNARDS HIRE OPEN Handicap - 1400m
28 February 2025 - 20:08



Track Rating: Good 4, Weather: Fine, Rail Position: +12m Entire

Section Field Times				200m 0:12.03 (0:12.03)		Last 600m 0:35.00			
Rank	TAB	Horse/Jockey	Barrier	Top Speed [km/h]	Fastest Section	Margin			Distance Travelled [m]
1	4	THIS'LLBETHEONE	4	64.5	0:11.33	0:12.03 [1]	1:24.70		0:35.00
		Taylor Marshall		400m	400m	(0:12.03)			
2	10	SINGER SARGENT	6	66.3	0:11.07	0:11.75 [6]	0.8L		0:34.29 +3
		Ron Stewart		400m	400m	(0:11.75)			
3	6	LIGHT OF BOOM	3	64.4	0:11.28	0:11.79 [5]	0.9L		0:34.58 +1
		Jace McMurray		400m	400m	(0:11.79)			
4	2	POCKET FULL	1	64.4	0:11.32	0:12.03 [3]	1.1L		0:34.95 +3
		Kyle Wilson-Taylor		400m	400m	(0:12.03)			
5	7	HOLLYWOOD NORTH	7	64.2	0:11.39	0:12.27 [2]	2.1L		0:35.27 +4
		Montana Philpot		400m	400m	(0:12.27)			
6	1	IRISH SONGS	8	65.1	0:11.43	0:12.44 [4]	3.9L		0:35.33 +7
		Corey Sutherland		600m	400m	(0:12.44)			
7	3	UNDER THE CAP	5	64.8	0:11.36	0:12.26 [8]	4.4L		0:35.30 +5
		Jake Bayliss		400m	400m	(0:12.26)			
8	9	THE CATCH	2	64.1	0:11.56	0:12.49 [7]	4.9L		0:35.65 +4
		Colleen Krahnen		1200m	400m	(0:12.49)			

Scratched: Hang Five (#8), Toesonthenose (#5)



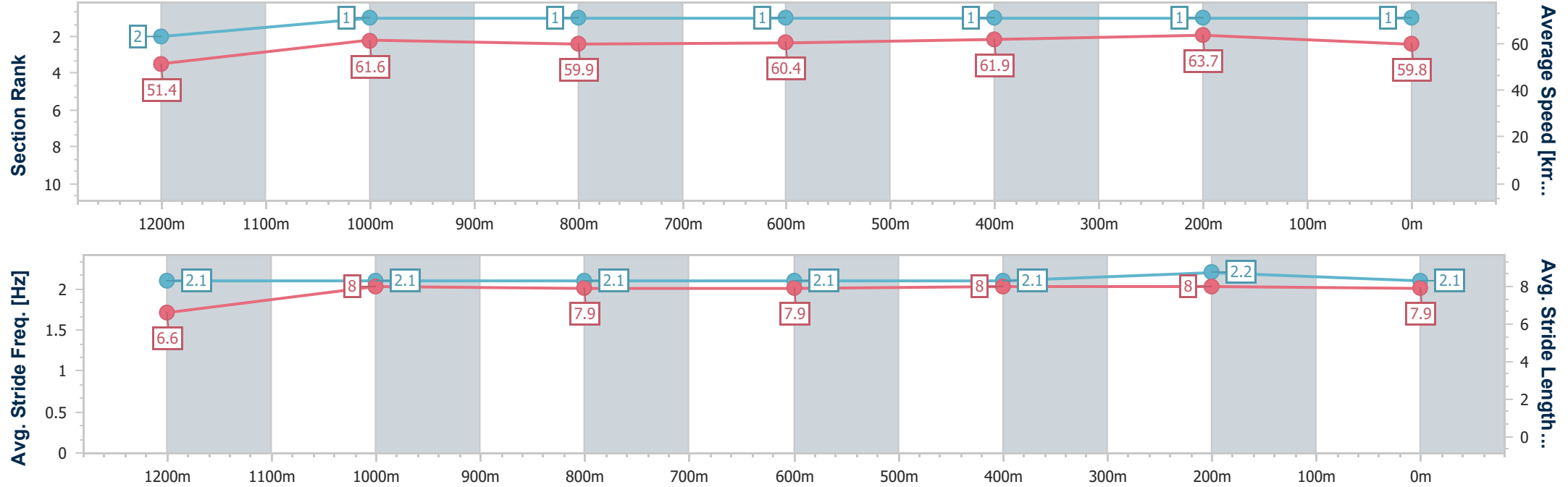
Horse/Jockey Name	This'llbetheone
Final Rank	1
Fastest Section Time (Section)	0:11.33 (400m)
Top Speed [km/h] (Section)	64.5 (400m)
Race State	Finished



Sunshine Coast QLD Professional
Race 5: KENNARDS HIRE OPEN Handicap - 1400m
28 February 2025 - 20:08
Track Rating: Good 4, Weather: Fine, Rail Position: +12m Entire



Section	Overall	1200m	1000m	800m	600m	400m	200m						
Section Times	1:24.70 [1] (0:14.02)	1:10.68 [2] (0:11.67)	0:59.01 [1] (0:12.07)	0:46.94 [1] (0:11.94)	0:35.00 [1] (0:11.64)	0:23.36 [1] (0:11.33)	0:12.03 [1] (0:12.03)						
Average Speed [km/h]	51.4	61.6	59.9	60.4	61.9	63.7	59.8						
Top Speed [km/h]	64.3	64.2	61.0	62.1	62.6	64.5	62.3						
Avg. Dist. to Rail [m]	3.5	1.7	0.7	0.8	0.2	0.3	0.7						
Avg. Stride Freq. [Hz]	2.1	2.1	2.1	2.1	2.1	2.2	2.1						
Avg. Stride Length [m]	6.6	8.0	7.9	7.9	8.0	8.0	7.9						



[] Ranking at each section and finish
-.-.- No data available at this section
NA No data available



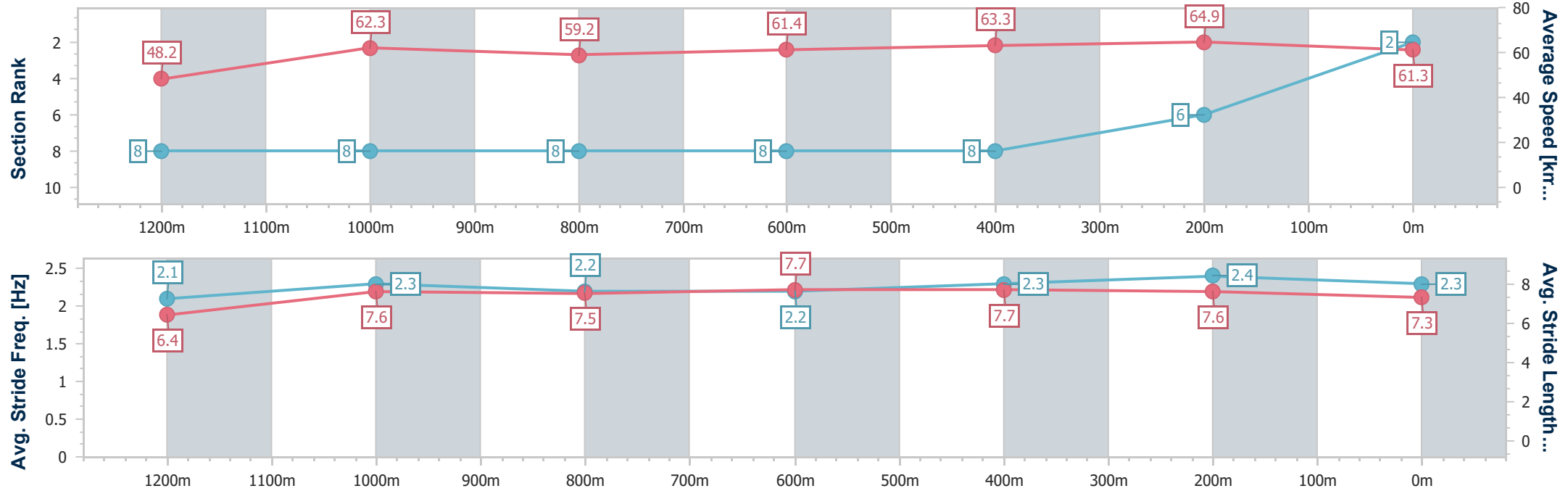
Horse/Jockey Name	Singer Sargent
Final Rank	2
Fastest Section Time (Section)	0:11.07 (400m)
Top Speed [km/h] (Section)	66.3 (400m)
Race State	Finished



Sunshine Coast QLD Professional
Race 5: KENNARDS HIRE OPEN Handicap - 1400m
28 February 2025 - 20:08
Track Rating: Good 4, Weather: Fine, Rail Position: +12m Entire



Section	Overall	1200m	1000m	800m	600m	400m	200m						
Section Times	1:24.84 [2] (0:14.94)	1:09.90 [8] (0:11.58)	0:58.32 [8] (0:12.20)	0:46.12 [8] (0:11.83)	0:34.29 [8] (0:11.47)	0:22.82 [8] (0:11.07)	0:11.75 [6] (0:11.75)						
Average Speed [km/h]	48.2	62.3	59.2	61.4	63.3	64.9	61.3						
Top Speed [km/h]	62.3	62.6	60.8	62.4	65.7	66.3	63.7						
Avg. Dist. to Rail [m]	4.3	2.0	1.8	1.4	0.9	3.0	4.1						
Avg. Stride Freq. [Hz]	2.1	2.3	2.2	2.2	2.3	2.4	2.3						
Avg. Stride Length [m]	6.4	7.6	7.5	7.7	7.7	7.6	7.3						



- [] Ranking at each section and finish
- .-.-.- No data available at this section
- NA No data available



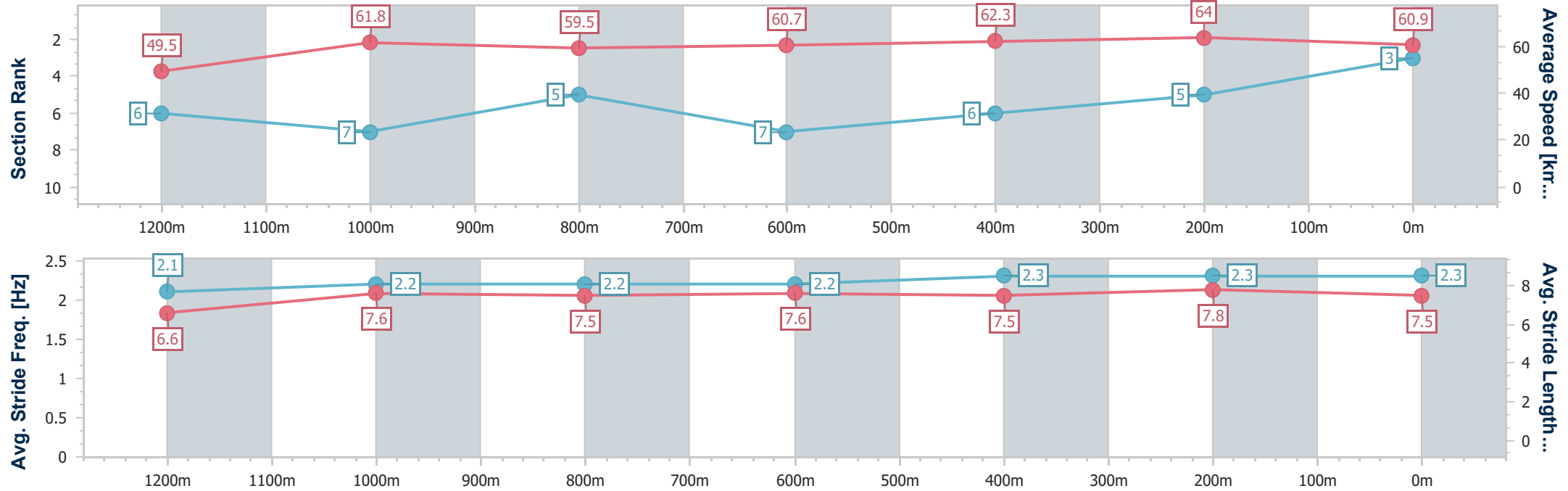
Horse/Jockey Name	Light Of Boom
Final Rank	3
Fastest Section Time (Section)	0:11.28 (400m)
Top Speed [km/h] (Section)	64.4 (400m)
Race State	Finished



Sunshine Coast QLD Professional
Race 5: KENNARDS HIRE OPEN Handicap - 1400m
28 February 2025 - 20:08
Track Rating: Good 4, Weather: Fine, Rail Position: +12m Entire



Section	Overall	1200m	1000m	800m	600m	400m	200m						
Section Times	1:24.86 [3] (0:14.49)	1:10.37 [6] (0:11.67)	0:58.70 [7] (0:12.15)	0:46.55 [5] (0:11.97)	0:34.58 [7] (0:11.51)	0:23.07 [6] (0:11.28)	0:11.79 [5] (0:11.79)						
Average Speed [km/h]	49.5	61.8	59.5	60.7	62.3	64.0	60.9						
Top Speed [km/h]	63.0	63.2	60.5	61.9	63.8	64.4	63.4						
Avg. Dist. to Rail [m]	3.2	1.7	1.6	1.2	0.3	0.7	0.5						
Avg. Stride Freq. [Hz]	2.1	2.2	2.2	2.2	2.3	2.3	2.3						
Avg. Stride Length [m]	6.6	7.6	7.5	7.6	7.5	7.8	7.5						





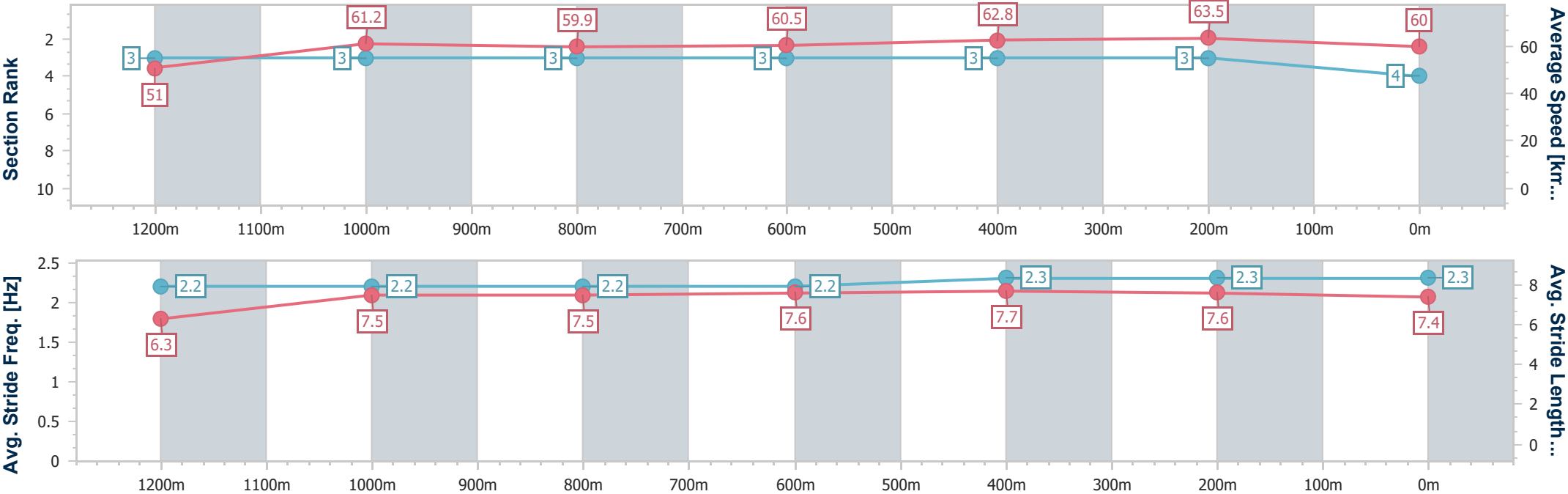
Horse/Jockey Name	Pocket Full
Final Rank	4
Fastest Section Time (Section)	0:11.32 (400m)
Top Speed [km/h] (Section)	64.4 (400m)
Race State	Finished



Sunshine Coast QLD Professional
Race 5: KENNARDS HIRE OPEN Handicap - 1400m
28 February 2025 - 20:08
Track Rating: Good 4, Weather: Fine, Rail Position: +12m Entire



Section	Overall	1200m	1000m	800m	600m	400m	200m						
Section Times	1:24.90 [4] (0:14.16)	1:10.74 [3] (0:11.75)	0:58.99 [3] (0:12.08)	0:46.91 [3] (0:11.96)	0:34.95 [3] (0:11.60)	0:23.35 [3] (0:11.32)	0:12.03 [3] (0:12.03)						
Average Speed [km/h]	51.0	61.2	59.9	60.5	62.8	63.5	60.0						
Top Speed [km/h]	63.2	63.1	60.9	61.9	63.1	64.4	62.3						
Avg. Dist. to Rail [m]	1.5	1.4	1.3	1.2	1.5	1.3	2.2						
Avg. Stride Freq. [Hz]	2.2	2.2	2.2	2.2	2.3	2.3	2.3						
Avg. Stride Length [m]	6.3	7.5	7.5	7.6	7.7	7.6	7.4						





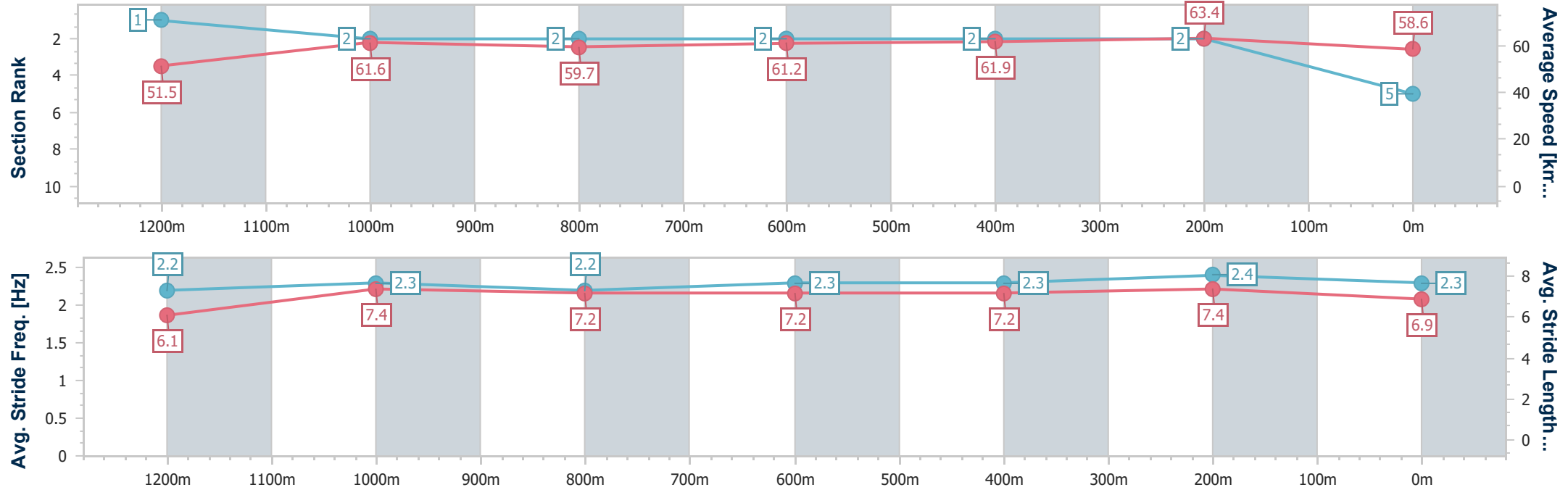
Horse/Jockey Name	Hollywood North
Final Rank	5
Fastest Section Time (Section)	0:11.39 (400m)
Top Speed [km/h] (Section)	64.2 (400m)
Race State	Finished



Sunshine Coast QLD Professional
Race 5: KENNARDS HIRE OPEN Handicap - 1400m
28 February 2025 - 20:08
Track Rating: Good 4, Weather: Fine, Rail Position: +12m Entire



Section	Overall	1200m	1000m	800m	600m	400m	200m						
Section Times	1:25.09 [5] (0:14.01)	1:11.08 [1] (0:11.71)	0:59.37 [2] (0:12.17)	0:47.20 [2] (0:11.93)	0:35.27 [2] (0:11.61)	0:23.66 [2] (0:11.39)	0:12.27 [2] (0:12.27)						
Average Speed [km/h]	51.5	61.6	59.7	61.2	61.9	63.4	58.6						
Top Speed [km/h]	64.1	63.4	60.2	61.9	63.0	64.2	61.9						
Avg. Dist. to Rail [m]	6.1	3.4	2.8	2.3	0.4	0.1	1.6						
Avg. Stride Freq. [Hz]	2.2	2.3	2.2	2.3	2.3	2.4	2.3						
Avg. Stride Length [m]	6.1	7.4	7.2	7.2	7.2	7.4	6.9						



[] Ranking at each section and finish
-.-.- No data available at this section
NA No data available



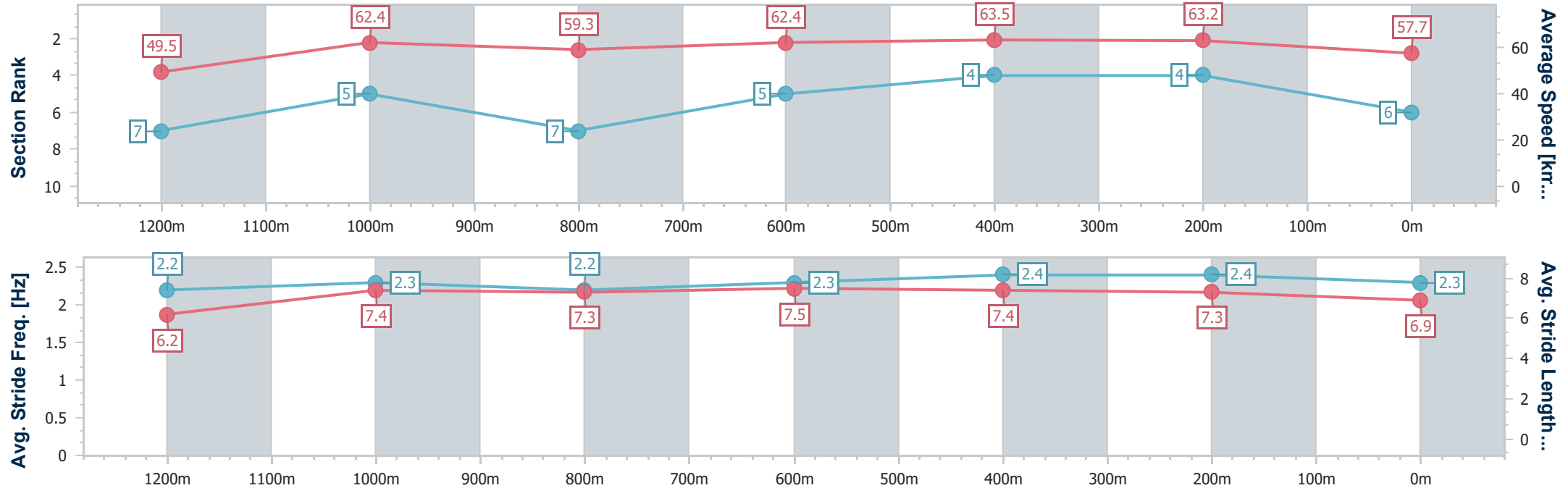
Horse/Jockey Name	Irish Songs
Final Rank	6
Fastest Section Time (Section)	0:11.43 (400m)
Top Speed [km/h] (Section)	65.1 (600m)
Race State	Finished



Sunshine Coast QLD Professional
Race 5: KENNARDS HIRE OPEN Handicap - 1400m
28 February 2025 - 20:08
Track Rating: Good 4, Weather: Fine, Rail Position: +12m Entire



Section	Overall	1200m	1000m	800m	600m	400m	200m						
Section Times	1:25.43 [6] (0:14.55)	1:10.88 [7] (0:11.53)	0:59.35 [5] (0:12.26)	0:47.09 [7] (0:11.76)	0:35.33 [5] (0:11.46)	0:23.87 [4] (0:11.43)	0:12.44 [4] (0:12.44)						
Average Speed [km/h]	49.5	62.4	59.3	62.4	63.5	63.2	57.7						
Top Speed [km/h]	62.4	64.3	60.4	64.2	65.1	64.2	61.8						
Avg. Dist. to Rail [m]	5.7	3.5	3.6	2.9	2.7	3.6	3.6						
Avg. Stride Freq. [Hz]	2.2	2.3	2.2	2.3	2.4	2.4	2.3						
Avg. Stride Length [m]	6.2	7.4	7.3	7.5	7.4	7.3	6.9						





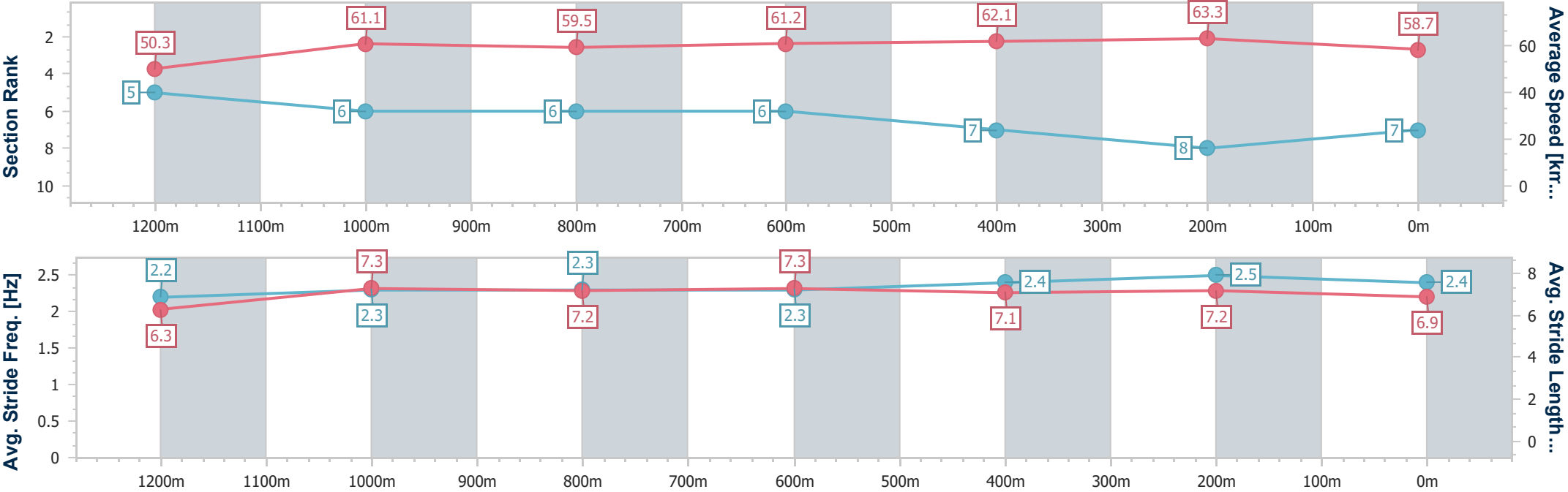
Horse/Jockey Name	Under The Cap
Final Rank	7
Fastest Section Time (Section)	0:11.36 (400m)
Top Speed [km/h] (Section)	64.8 (400m)
Race State	Finished



Sunshine Coast QLD Professional
Race 5: KENNARDS HIRE OPEN Handicap - 1400m
28 February 2025 - 20:08
Track Rating: Good 4, Weather: Fine, Rail Position: +12m Entire



Section	Overall	1200m	1000m	800m	600m	400m	200m						
Section Times	1:25.54 [7] (0:14.32)	1:11.22 [5] (0:11.81)	0:59.41 [6] (0:12.18)	0:47.23 [6] (0:11.93)	0:35.30 [6] (0:11.68)	0:23.62 [7] (0:11.36)	0:12.26 [8] (0:12.26)						
Average Speed [km/h]	50.3	61.1	59.5	61.2	62.1	63.3	58.7						
Top Speed [km/h]	61.7	62.4	61.2	63.6	63.6	64.8	62.0						
Avg. Dist. to Rail [m]	4.9	2.7	2.2	2.3	1.2	1.2	1.0						
Avg. Stride Freq. [Hz]	2.2	2.3	2.3	2.3	2.4	2.5	2.4						
Avg. Stride Length [m]	6.3	7.3	7.2	7.3	7.1	7.2	6.9						





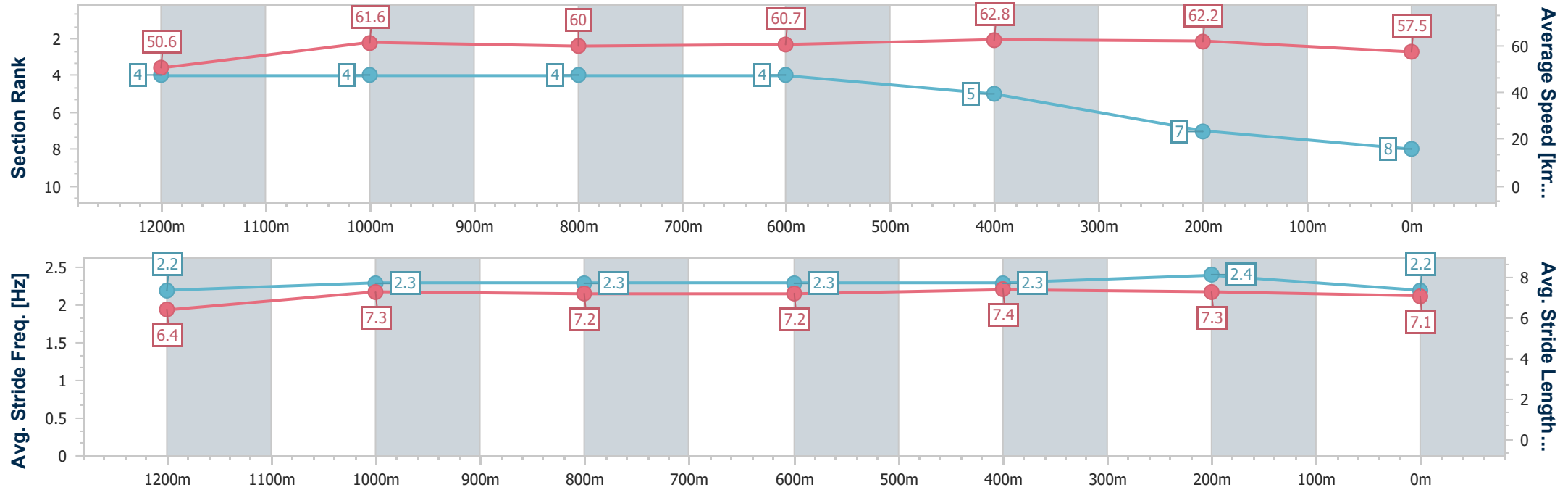
Horse/Jockey Name	The Catch
Final Rank	8
Fastest Section Time (Section)	0:11.56 (400m)
Top Speed [km/h] (Section)	64.1 (1200m)
Race State	Finished



Sunshine Coast QLD Professional
Race 5: KENNARDS HIRE OPEN Handicap - 1400m
28 February 2025 - 20:08
Track Rating: Good 4, Weather: Fine, Rail Position: +12m Entire



Section	Overall	1200m	1000m	800m	600m	400m	200m						
Section Times	1:25.64 [8] (0:14.25)	1:11.39 [4] (0:11.69)	0:59.70 [4] (0:12.06)	0:47.64 [4] (0:11.99)	0:35.65 [4] (0:11.60)	0:24.05 [5] (0:11.56)	0:12.49 [7] (0:12.49)						
Average Speed [km/h]	50.6	61.6	60.0	60.7	62.8	62.2	57.5						
Top Speed [km/h]	64.1	64.1	61.4	62.4	63.4	63.2	60.9						
Avg. Dist. to Rail [m]	2.4	1.7	2.1	1.8	1.7	2.0	2.0						
Avg. Stride Freq. [Hz]	2.2	2.3	2.3	2.3	2.3	2.4	2.2						
Avg. Stride Length [m]	6.4	7.3	7.2	7.2	7.4	7.3	7.1						





Sunshine Coast QLD Professional
Race 6: ALEX SURF CLUB DRUMMO MEMORIAL BENCHMARK 60
Handicap - 1600m
28 February 2025 - 20:38



Track Rating: Good 4, Weather: Fine, Rail Position: +12m Entire

Section		Overall				1400m	1200m	1000m	800m	600m	400m	Last 600m		
Field Times		1:37.76				1:24.31	1:12.99	1:01.12	0:49.00	0:36.59	0:24.35	0:36.59		
		(0:13.45)				(0:11.32)	(0:11.87)	(0:12.12)	(0:12.41)	(0:12.24)	(0:11.82)			
Rank	TAB	Horse/Jockey	Barrier	Top Speed [km/h]	Fastest Section								Distance Travelled [m]	
1	12	HOOKS	8	65.7	0:11.32	1:37.76 [1]	1:24.31 [1]	1:12.99 [1]	1:01.12 [1]	0:49.00 [1]	0:36.59 [1]	0:24.35 [1]	0:36.59	
		Nikita Beriman		1400m	1400m	(0:13.45)	(0:11.32)	(0:11.87)	(0:12.12)	(0:12.41)	(0:12.24)	(0:11.82)		
2	5	BETATHANEVA	3	63.5	0:11.47	1:38.07 [2]	1:24.45 [3]	1:12.64 [6]	1:00.44 [6]	0:48.05 [6]	0:35.78 [6]	0:23.86 [5]	0:35.78	+2
		Corey Sutherland		400m	400m	(0:13.62)	(0:11.81)	(0:12.20)	(0:12.39)	(0:12.27)	(0:11.92)	(0:11.47)		
3	9	PROMISCUOUS GIRL	7	64.5	0:11.67	1:38.09 [3]	1:24.49 [2]	1:12.82 [4]	1:00.70 [4]	0:48.35 [4]	0:36.04 [4]	0:24.00 [3]	0:36.04	-3
		Boris Thornton		1400m	1400m	(0:13.60)	(0:11.67)	(0:12.12)	(0:12.35)	(0:12.31)	(0:12.04)	(0:11.74)		
4	4	POUTCHEK	6	63.2	0:11.49	1:38.20 [4]	1:24.20 [9]	1:12.31 [9]	1:00.14 [9]	0:47.68 [9]	0:35.50 [9]	0:23.58 [9]	0:35.50	+2
		Jace McMurray		400m	400m	(0:14.00)	(0:11.89)	(0:12.17)	(0:12.46)	(0:12.18)	(0:11.92)	(0:11.49)		
5	11	PENDING	2	63.2	0:11.74	1:38.50 [5]	1:24.61 [8]	1:12.86 [7]	1:00.65 [8]	0:48.21 [8]	0:36.02 [8]	0:24.09 [7]	0:36.02	-1
		Cejay Graham		400m	400m	(0:13.89)	(0:11.75)	(0:12.21)	(0:12.44)	(0:12.19)	(0:11.93)	(0:11.74)		
6	6	CHANCE WITH WOLVES	5	62.6	0:11.78	1:38.80 [6]	1:25.05 [7]	1:13.13 [8]	1:00.96 [7]	0:48.54 [7]	0:36.38 [7]	0:24.38 [8]	0:36.38	+1
		Robbie Dolan		1400m	400m	(0:13.75)	(0:11.92)	(0:12.17)	(0:12.42)	(0:12.16)	(0:12.00)	(0:11.78)		
7	8	FIREBOLT	4	64.2	0:11.74	1:39.11 [7]	1:24.96 [10]	1:13.14 [10]	1:01.02 [10]	0:48.51 [10]	0:36.31 [10]	0:24.44 [10]	0:36.31	-4
		Michael Rodd		Overall	400m	(0:14.15)	(0:11.82)	(0:12.12)	(0:12.51)	(0:12.20)	(0:11.87)	(0:11.74)		
8	1	SOCK'EMSID	10	65.6	0:11.37	1:39.88 [8]	1:26.19 [5]	1:14.82 [2]	1:03.05 [2]	0:50.61 [3]	0:38.20 [2]	0:26.02 [2]	0:38.20	+4
		Dale Smith		1400m	1400m	(0:13.69)	(0:11.37)	(0:11.77)	(0:12.44)	(0:12.41)	(0:12.18)	(0:12.32)		
9	13	EIGHT CYLINDERS	1	63.7	0:11.63	1:40.10 [9]	1:26.44 [4]	1:14.81 [5]	1:02.66 [5]	0:50.16 [5]	0:37.88 [5]	0:25.83 [6]	0:37.88	-2
		Tiffani Brooker		Overall	1400m	(0:13.66)	(0:11.63)	(0:12.15)	(0:12.50)	(0:12.28)	(0:12.05)	(0:12.13)		
10	3	MOUNT ZION	9	65.0	0:11.45	1:40.28 [10]	1:26.58 [6]	1:15.13 [3]	1:03.38 [3]	0:51.12 [2]	0:38.58 [3]	0:26.18 [4]	0:38.58	-1
		Colleen Krahnen		1400m	1400m	(0:13.70)	(0:11.45)	(0:11.75)	(0:12.26)	(0:12.54)	(0:12.40)	(0:12.57)		

Scratched: Atlantic Royal (#14), Craiglea La Vie (#10), Maxie Tap (#16), Another Dazzler (#15), Deep Fury (#7), Got Yourself A Gun (#2)



Sunshine Coast QLD Professional
Race 6: ALEX SURF CLUB DRUMMO MEMORIAL BENCHMARK 60
Handicap - 1600m
28 February 2025 - 20:38



Track Rating: Good 4, Weather: Fine, Rail Position: +12m Entire

Section Field Times				200m 0:12.53 (0:12.53)		Last 600m 0:36.59			
Rank	TAB	Horse/Jockey	Barrier	Top Speed [km/h]	Fastest Section	Margin			Distance Travelled [m]
1	12	HOOKS	8	65.7	0:11.32	0:12.53 [1]	1:37.76	0:36.59	
		Nikita Beriman		1400m	1400m	(0:12.53)			
2	5	BETATHANEVA	3	63.5	0:11.47	0:12.39 [2]	1.8L	0:35.78	+2
		Corey Sutherland		400m	400m	(0:12.39)			
3	9	PROMISCUOUS GIRL	7	64.5	0:11.67	0:12.26 [3]	1.9L	0:36.04	-3
		Boris Thornton		1400m	1400m	(0:12.26)			
4	4	POUTCHEK	6	63.2	0:11.49	0:12.09 [4]	2.4L	0:35.50	+2
		Jace McMurray		400m	400m	(0:12.09)			
5	11	PENDING	2	63.2	0:11.74	0:12.35 [5]	4.2L	0:36.02	-1
		Cejay Graham		400m	400m	(0:12.35)			
6	6	CHANCE WITH WOLVES	5	62.6	0:11.78	0:12.60 [7]	6L	0:36.38	+1
		Robbie Dolan		1400m	400m	(0:12.60)			
7	8	FIREBOLT	4	64.2	0:11.74	0:12.70 [9]	7.8L	0:36.31	-4
		Michael Rodd		Overall	400m	(0:12.70)			
8	1	SOCK'EMSID	10	65.6	0:11.37	0:13.70 [6]	12.3L	0:38.20	+4
		Dale Smith		1400m	1400m	(0:13.70)			
9	13	EIGHT CYLINDERS	1	63.7	0:11.63	0:13.70 [8]	13.6L	0:37.88	-2
		Tiffani Brooker		Overall	1400m	(0:13.70)			
10	3	MOUNT ZION	9	65.0	0:11.45	0:13.61 [10]	14.6L	0:38.58	-1
		Colleen Krahen		1400m	1400m	(0:13.61)			

Scratched: Atlantic Royal (#14), Craiglea La Vie (#10), Maxie Tap (#16), Another Dazzler (#15), Deep Fury (#7), Got Yourself A Gun (#2)

Report Created: Fri 28 February 2025 20:58 GMT+ (Note: Timing is based on position data)

Page 2/12

[] Ranking at each section and finish
-:-:- No data available at this section
NA No data available

SCN Saddle cloth number
DNF Did not finish
DNT Did not track

data processed by  TRIPLESDATA



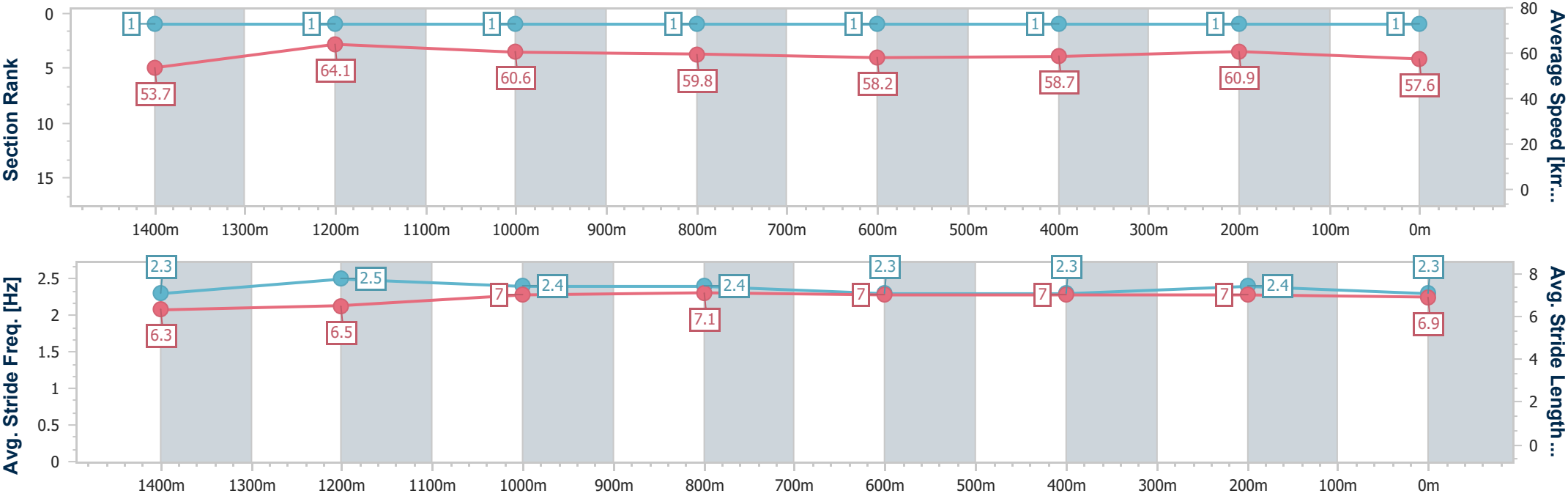
Horse/Jockey Name	Hooks
Final Rank	1
Fastest Section Time (Section)	0:11.32 (1400m)
Top Speed [km/h] (Section)	65.7 (1400m)
Race State	Finished



Sunshine Coast QLD Professional
Race 6: ALEX SURF CLUB DRUMMO MEMORIAL BENCHMARK
60 Handicap - 1600m
28 February 2025 - 20:38
Track Rating: Good 4, Weather: Fine, Rail Position: +12m Entire



Section	Overall	1400m	1200m	1000m	800m	600m	400m	200m					
Section Times	1:37.76 [1] (0:13.45)	1:24.31 [1] (0:11.32)	1:12.99 [1] (0:11.87)	1:01.12 [1] (0:12.12)	0:49.00 [1] (0:12.41)	0:36.59 [1] (0:12.24)	0:24.35 [1] (0:11.82)	0:12.53 [1] (0:12.53)					
Average Speed [km/h]	53.7	64.1	60.6	59.8	58.2	58.7	60.9	57.6					
Top Speed [km/h]	65.3	65.7	62.2	60.8	58.6	60.5	61.5	60.1					
Avg. Dist. to Rail [m]	8.2	3.4	1.5	1.4	0.7	0.3	0.3	0.5					
Avg. Stride Freq. [Hz]	2.3	2.5	2.4	2.4	2.3	2.3	2.4	2.3					
Avg. Stride Length [m]	6.3	6.5	7.0	7.1	7.0	7.0	7.0	6.9					





Horse/Jockey Name	Betathaneva
Final Rank	2
Fastest Section Time (Section)	0:11.47 (400m)
Top Speed [km/h] (Section)	63.5 (400m)
Race State	Finished



Sunshine Coast QLD Professional

Race 6: ALEX SURF CLUB DRUMMO MEMORIAL BENCHMARK

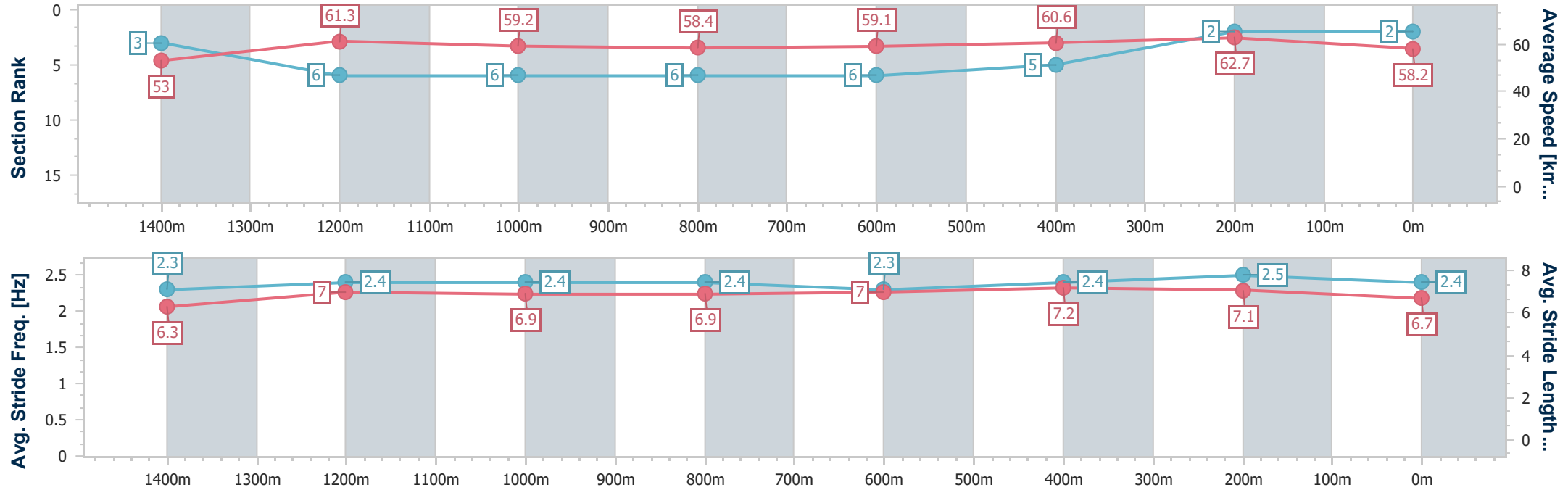
60 Handicap - 1600m

28 February 2025 - 20:38

Track Rating: Good 4, Weather: Fine, Rail Position: +12m Entire

SCTC SUNSHINE COAST TURF CLUB

Section	Overall	1400m	1200m	1000m	800m	600m	400m	200m					
Section Times	1:38.07 [2] (0:13.62)	1:24.45 [3] (0:11.81)	1:12.64 [6] (0:12.20)	1:00.44 [6] (0:12.39)	0:48.05 [6] (0:12.27)	0:35.78 [6] (0:11.92)	0:23.86 [5] (0:11.47)	0:12.39 [2] (0:12.39)					
Average Speed [km/h]	53.0	61.3	59.2	58.4	59.1	60.6	62.7	58.2					
Top Speed [km/h]	62.4	63.2	61.0	60.3	60.6	62.0	63.5	62.6					
Avg. Dist. to Rail [m]	3.3	2.5	2.8	2.4	1.1	0.5	2.7	1.4					
Avg. Stride Freq. [Hz]	2.3	2.4	2.4	2.4	2.3	2.4	2.5	2.4					
Avg. Stride Length [m]	6.3	7.0	6.9	6.9	7.0	7.2	7.1	6.7					





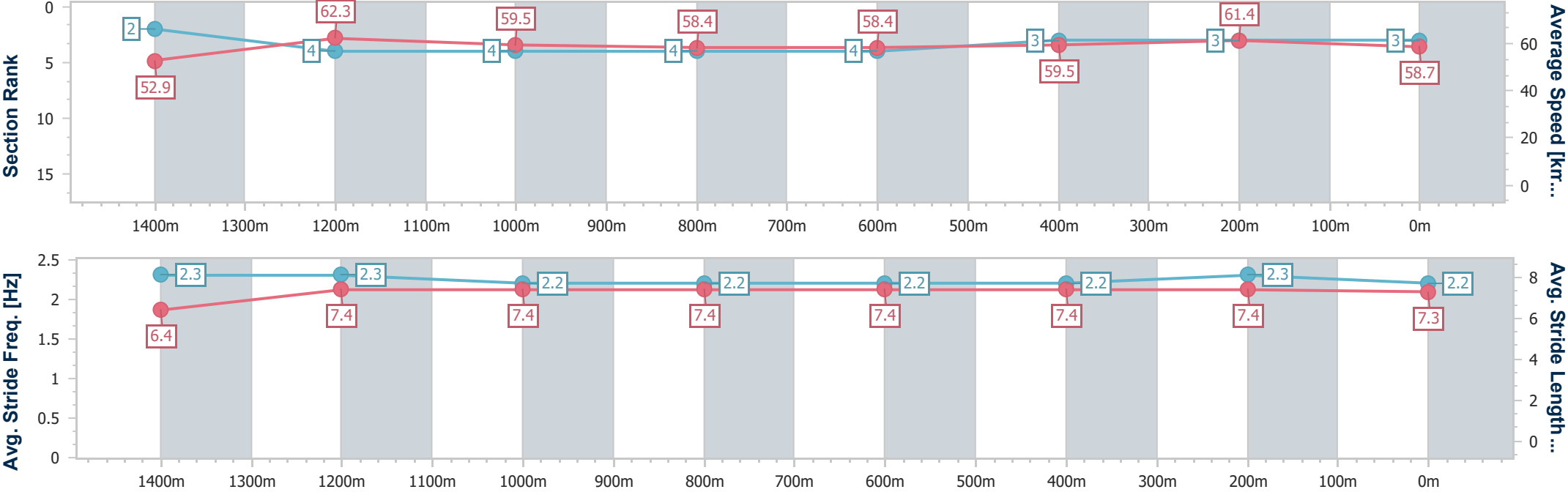
Horse/Jockey Name	Promiscuous Girl
Final Rank	3
Fastest Section Time (Section)	0:11.67 (1400m)
Top Speed [km/h] (Section)	64.5 (1400m)
Race State	Finished



Sunshine Coast QLD Professional
Race 6: ALEX SURF CLUB DRUMMO MEMORIAL BENCHMARK
60 Handicap - 1600m
28 February 2025 - 20:38
Track Rating: Good 4, Weather: Fine, Rail Position: +12m Entire



Section	Overall	1400m	1200m	1000m	800m	600m	400m	200m					
Section Times	1:38.09 [3] (0:13.60)	1:24.49 [2] (0:11.67)	1:12.82 [4] (0:12.12)	1:00.70 [4] (0:12.35)	0:48.35 [4] (0:12.31)	0:36.04 [4] (0:12.04)	0:24.00 [3] (0:11.74)	0:12.26 [3] (0:12.26)					
Average Speed [km/h]	52.9	62.3	59.5	58.4	58.4	59.5	61.4	58.7					
Top Speed [km/h]	64.4	64.5	61.0	59.3	59.1	60.5	62.2	61.8					
Avg. Dist. to Rail [m]	6.4	3.3	1.7	1.5	0.4	0.8	0.4	0.5					
Avg. Stride Freq. [Hz]	2.3	2.3	2.2	2.2	2.2	2.2	2.3	2.2					
Avg. Stride Length [m]	6.4	7.4	7.4	7.4	7.4	7.4	7.4	7.3					





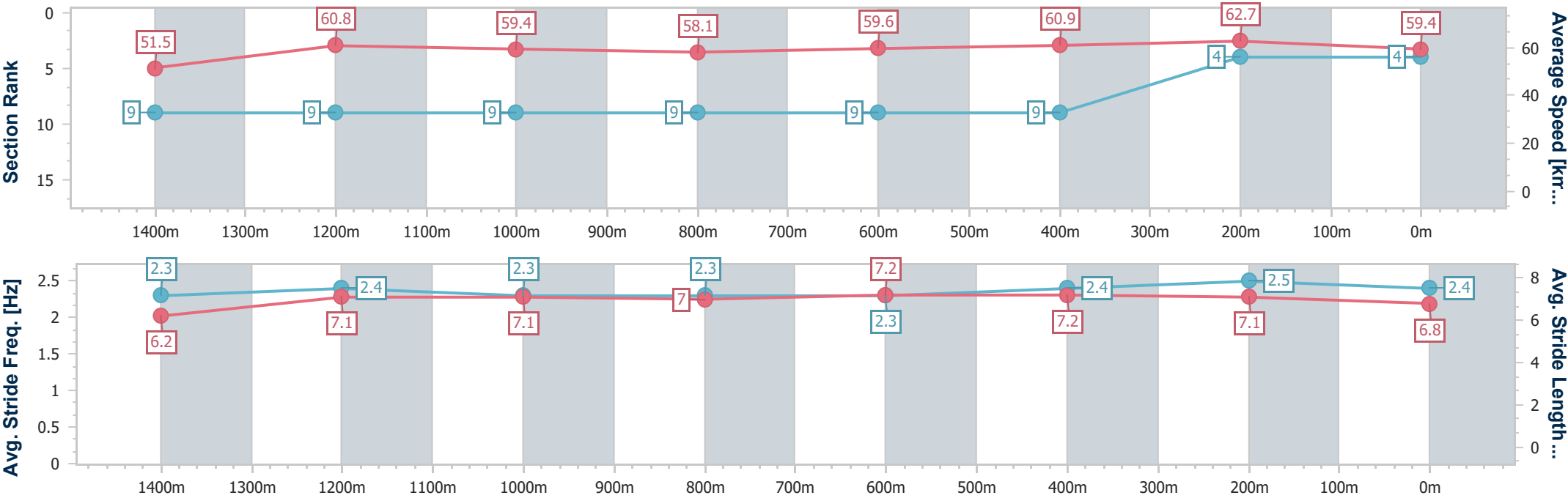
Horse/Jockey Name	Poutchek
Final Rank	4
Fastest Section Time (Section)	0:11.49 (400m)
Top Speed [km/h] (Section)	63.2 (400m)
Race State	Finished



Sunshine Coast QLD Professional
Race 6: ALEX SURF CLUB DRUMMO MEMORIAL BENCHMARK
60 Handicap - 1600m
28 February 2025 - 20:38
Track Rating: Good 4, Weather: Fine, Rail Position: +12m Entire



Section	Overall	1400m	1200m	1000m	800m	600m	400m	200m					
Section Times	1:38.20 [4] (0:14.00)	1:24.20 [9] (0:11.89)	1:12.31 [9] (0:12.17)	1:00.14 [9] (0:12.46)	0:47.68 [9] (0:12.18)	0:35.50 [9] (0:11.92)	0:23.58 [9] (0:11.49)	0:12.09 [4] (0:12.09)					
Average Speed [km/h]	51.5	60.8	59.4	58.1	59.6	60.9	62.7	59.4					
Top Speed [km/h]	63.0	62.8	60.5	59.8	60.7	61.5	63.2	62.6					
Avg. Dist. to Rail [m]	4.6	2.6	2.7	2.6	1.7	1.0	4.0	2.7					
Avg. Stride Freq. [Hz]	2.3	2.4	2.3	2.3	2.3	2.4	2.5	2.4					
Avg. Stride Length [m]	6.2	7.1	7.1	7.0	7.2	7.2	7.1	6.8					





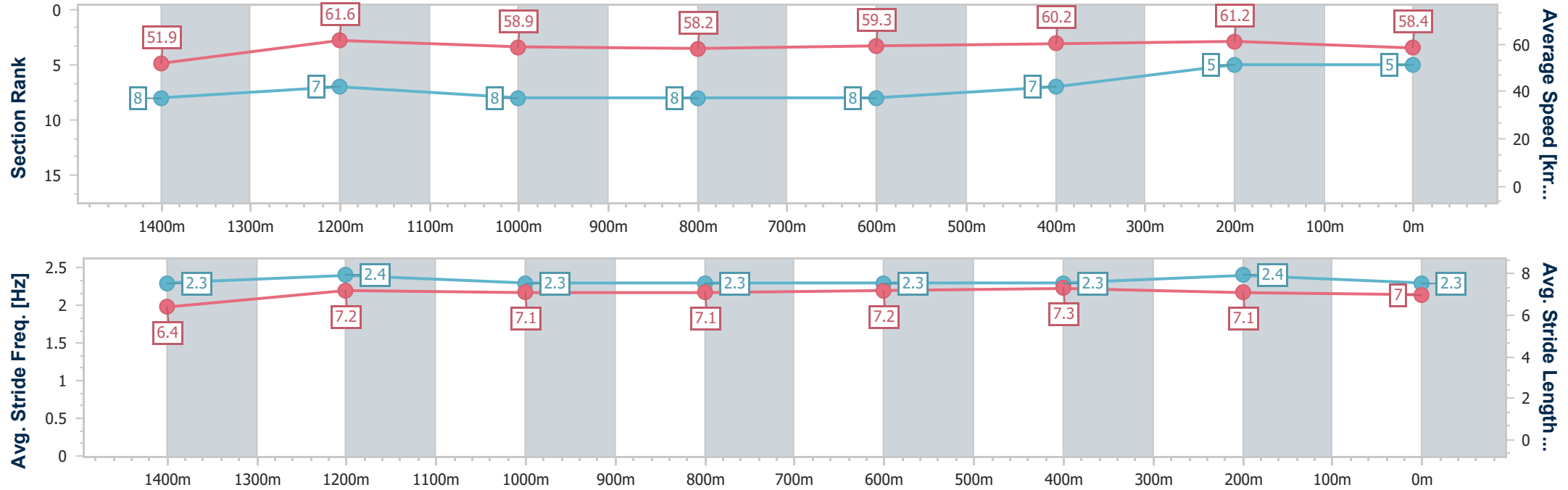
Horse/Jockey Name	Pending
Final Rank	5
Fastest Section Time (Section)	0:11.74 (400m)
Top Speed [km/h] (Section)	63.2 (400m)
Race State	Finished



Sunshine Coast QLD Professional
Race 6: ALEX SURF CLUB DRUMMO MEMORIAL BENCHMARK
60 Handicap - 1600m
28 February 2025 - 20:38
Track Rating: Good 4, Weather: Fine, Rail Position: +12m Entire



Section	Overall	1400m	1200m	1000m	800m	600m	400m	200m					
Section Times	1:38.50 [5] (0:13.89)	1:24.61 [8] (0:11.75)	1:12.86 [7] (0:12.21)	1:00.65 [8] (0:12.44)	0:48.21 [8] (0:12.19)	0:36.02 [8] (0:11.93)	0:24.09 [7] (0:11.74)	0:12.35 [5] (0:12.35)					
Average Speed [km/h]	51.9	61.6	58.9	58.2	59.3	60.2	61.2	58.4					
Top Speed [km/h]	62.5	63.1	60.9	59.9	60.7	61.7	63.2	61.6					
Avg. Dist. to Rail [m]	2.6	1.8	1.7	1.8	0.6	0.4	1.9	2.0					
Avg. Stride Freq. [Hz]	2.3	2.4	2.3	2.3	2.3	2.3	2.4	2.3					
Avg. Stride Length [m]	6.4	7.2	7.1	7.1	7.2	7.3	7.1	7.0					





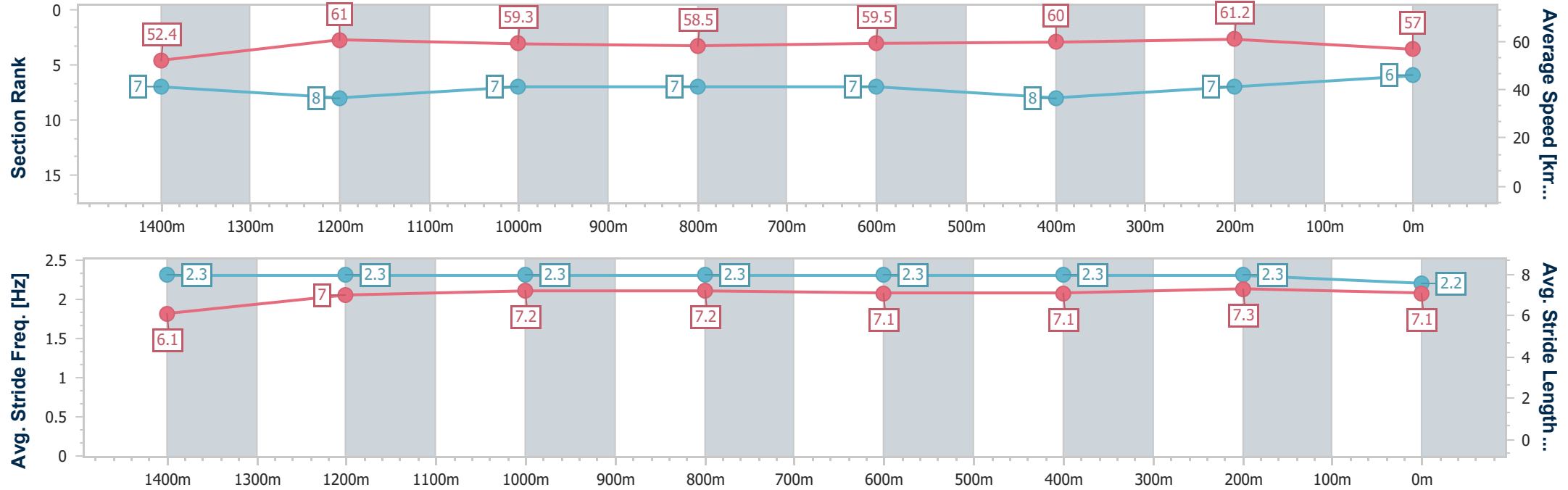
Horse/Jockey Name	Chance With Wolves
Final Rank	6
Fastest Section Time (Section)	0:11.78 (400m)
Top Speed [km/h] (Section)	62.6 (1400m)
Race State	Finished



Sunshine Coast QLD Professional
Race 6: ALEX SURF CLUB DRUMMO MEMORIAL BENCHMARK
60 Handicap - 1600m
28 February 2025 - 20:38
Track Rating: Good 4, Weather: Fine, Rail Position: +12m Entire



Section	Overall	1400m	1200m	1000m	800m	600m	400m	200m					
Section Times	1:38.80 [6] (0:13.75)	1:25.05 [7] (0:11.92)	1:13.13 [8] (0:12.17)	1:00.96 [7] (0:12.42)	0:48.54 [7] (0:12.16)	0:36.38 [7] (0:12.00)	0:24.38 [8] (0:11.78)	0:12.60 [7] (0:12.60)					
Average Speed [km/h]	52.4	61.0	59.3	58.5	59.5	60.0	61.2	57.0					
Top Speed [km/h]	62.4	62.6	61.3	59.7	60.3	61.1	61.7	60.0					
Avg. Dist. to Rail [m]	4.8	3.6	3.4	3.0	0.7	0.7	3.5	2.7					
Avg. Stride Freq. [Hz]	2.3	2.3	2.3	2.3	2.3	2.3	2.3	2.2					
Avg. Stride Length [m]	6.1	7.0	7.2	7.2	7.1	7.1	7.3	7.1					





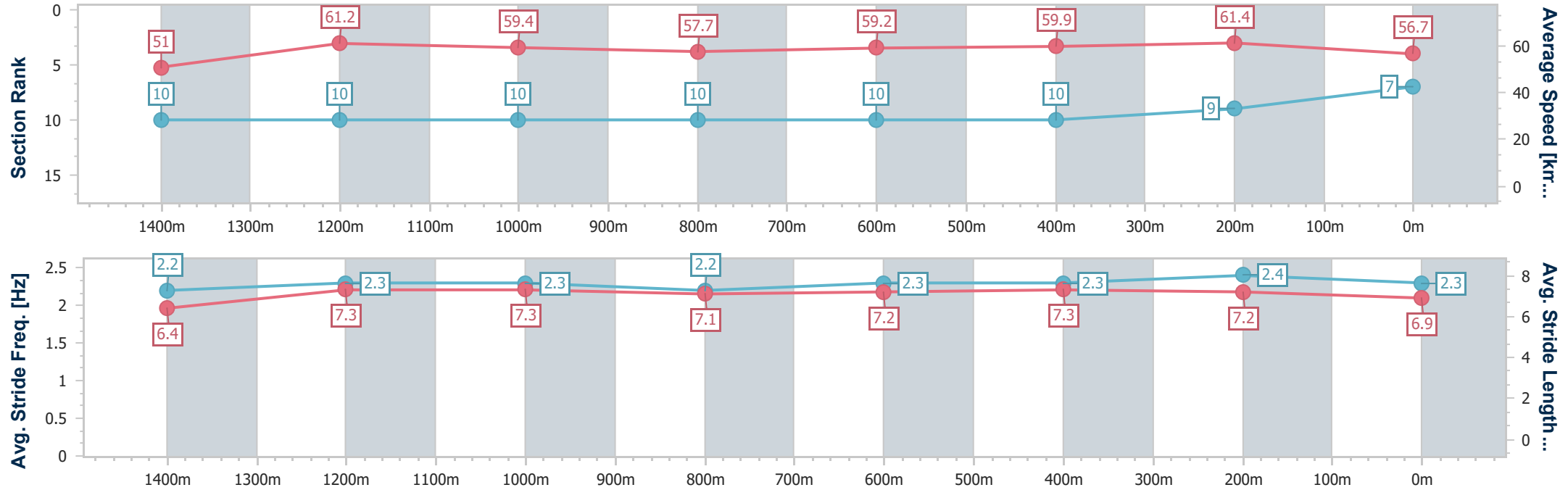
Horse/Jockey Name	Firebolt
Final Rank	7
Fastest Section Time (Section)	0:11.74 (400m)
Top Speed [km/h] (Section)	64.2 (Overall)
Race State	Finished



Sunshine Coast QLD Professional
Race 6: ALEX SURF CLUB DRUMMO MEMORIAL BENCHMARK
60 Handicap - 1600m
28 February 2025 - 20:38
Track Rating: Good 4, Weather: Fine, Rail Position: +12m Entire



Section	Overall	1400m	1200m	1000m	800m	600m	400m	200m					
Section Times	1:39.11 [7] (0:14.15)	1:24.96 [10] (0:11.82)	1:13.14 [10] (0:12.12)	1:01.02 [10] (0:12.51)	0:48.51 [10] (0:12.20)	0:36.31 [10] (0:11.87)	0:24.44 [10] (0:11.74)	0:12.70 [9] (0:12.70)					
Average Speed [km/h]	51.0	61.2	59.4	57.7	59.2	59.9	61.4	56.7					
Top Speed [km/h]	64.2	63.2	60.7	59.4	60.2	62.4	62.5	58.7					
Avg. Dist. to Rail [m]	2.3	1.0	1.6	1.6	0.6	1.9	0.3	0.8					
Avg. Stride Freq. [Hz]	2.2	2.3	2.3	2.2	2.3	2.3	2.4	2.3					
Avg. Stride Length [m]	6.4	7.3	7.3	7.1	7.2	7.3	7.2	6.9					



[] Ranking at each section and finish
- - - - No data available at this section
NA No data available



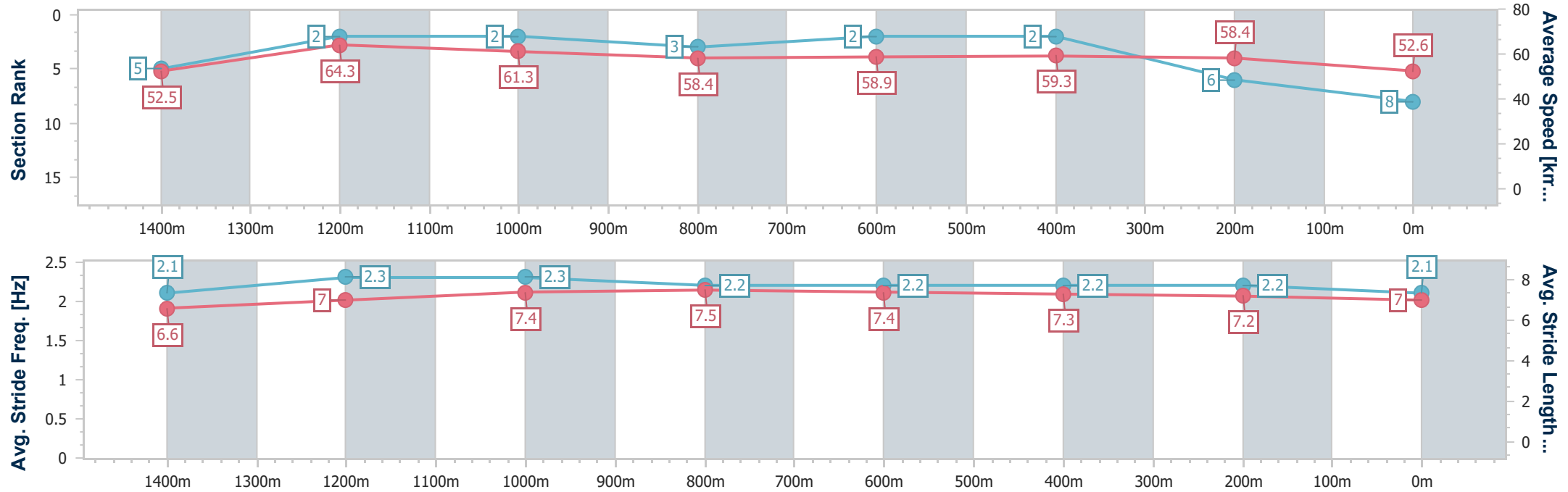
Horse/Jockey Name	Sock'emsid
Final Rank	8
Fastest Section Time (Section)	0:11.37 (1400m)
Top Speed [km/h] (Section)	65.6 (1400m)
Race State	Finished



Sunshine Coast QLD Professional
Race 6: ALEX SURF CLUB DRUMMO MEMORIAL BENCHMARK
60 Handicap - 1600m
28 February 2025 - 20:38
Track Rating: Good 4, Weather: Fine, Rail Position: +12m Entire



Section	Overall	1400m	1200m	1000m	800m	600m	400m	200m					
Section Times	1:39.88 [8] (0:13.69)	1:26.19 [5] (0:11.37)	1:14.82 [2] (0:11.77)	1:03.05 [2] (0:12.44)	0:50.61 [3] (0:12.41)	0:38.20 [2] (0:12.18)	0:26.02 [2] (0:12.32)	0:13.70 [6] (0:13.70)					
Average Speed [km/h]	52.5	64.3	61.3	58.4	58.9	59.3	58.4	52.6					
Top Speed [km/h]	65.6	65.6	63.2	59.7	59.9	59.7	59.3	56.5					
Avg. Dist. to Rail [m]	10.4	5.5	4.1	3.1	2.4	0.7	0.5	0.3					
Avg. Stride Freq. [Hz]	2.1	2.3	2.3	2.2	2.2	2.2	2.2	2.1					
Avg. Stride Length [m]	6.6	7.0	7.4	7.5	7.4	7.3	7.2	7.0					





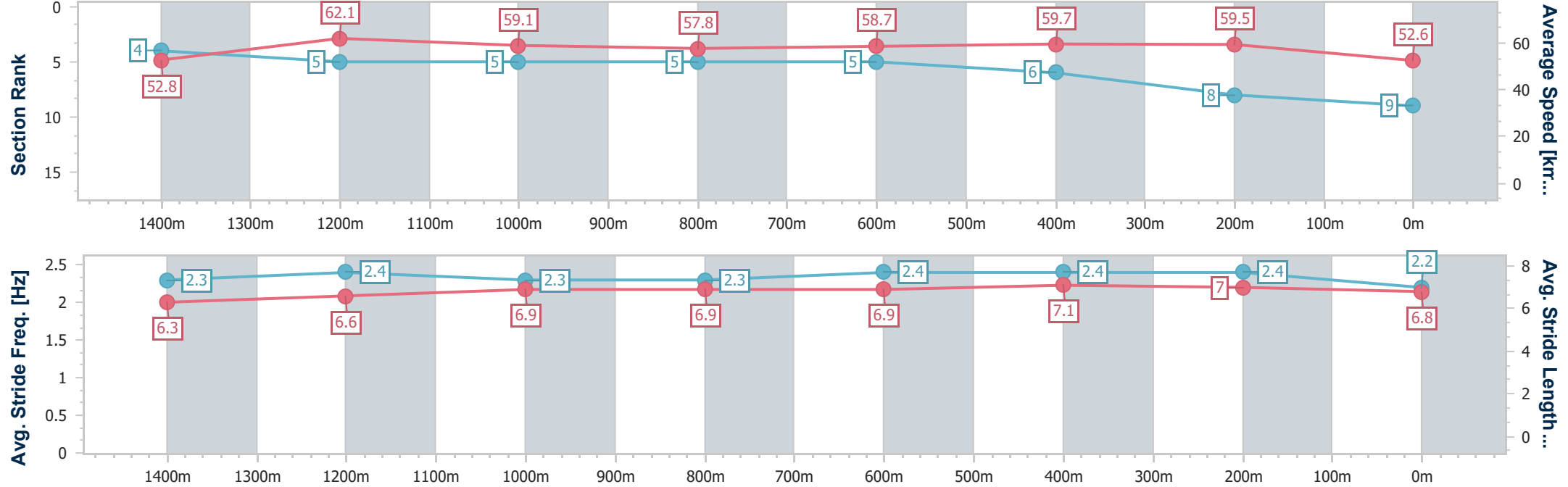
Horse/Jockey Name	Eight Cylinders
Final Rank	9
Fastest Section Time (Section)	0:11.63 (1400m)
Top Speed [km/h] (Section)	63.7 (Overall)
Race State	Finished



Sunshine Coast QLD Professional
Race 6: ALEX SURF CLUB DRUMMO MEMORIAL BENCHMARK
60 Handicap - 1600m
28 February 2025 - 20:38
Track Rating: Good 4, Weather: Fine, Rail Position: +12m Entire



Section	Overall	1400m	1200m	1000m	800m	600m	400m	200m					
Section Times	1:40.10 [9] (0:13.66)	1:26.44 [4] (0:11.63)	1:14.81 [5] (0:12.15)	1:02.66 [5] (0:12.50)	0:50.16 [5] (0:12.28)	0:37.88 [5] (0:12.05)	0:25.83 [6] (0:12.13)	0:13.70 [8] (0:13.70)					
Average Speed [km/h]	52.8	62.1	59.1	57.8	58.7	59.7	59.5	52.6					
Top Speed [km/h]	63.7	63.7	60.6	59.1	59.8	60.1	60.2	57.2					
Avg. Dist. to Rail [m]	1.3	0.7	0.8	1.4	0.7	0.3	1.3	2.0					
Avg. Stride Freq. [Hz]	2.3	2.4	2.3	2.3	2.4	2.4	2.4	2.2					
Avg. Stride Length [m]	6.3	6.6	6.9	6.9	6.9	7.1	7.0	6.8					





Horse/Jockey Name	Mount Zion
Final Rank	10
Fastest Section Time (Section)	0:11.45 (1400m)
Top Speed [km/h] (Section)	65.0 (1400m)
Race State	Finished



Sunshine Coast QLD Professional

Race 6: ALEX SURF CLUB DRUMMO MEMORIAL BENCHMARK

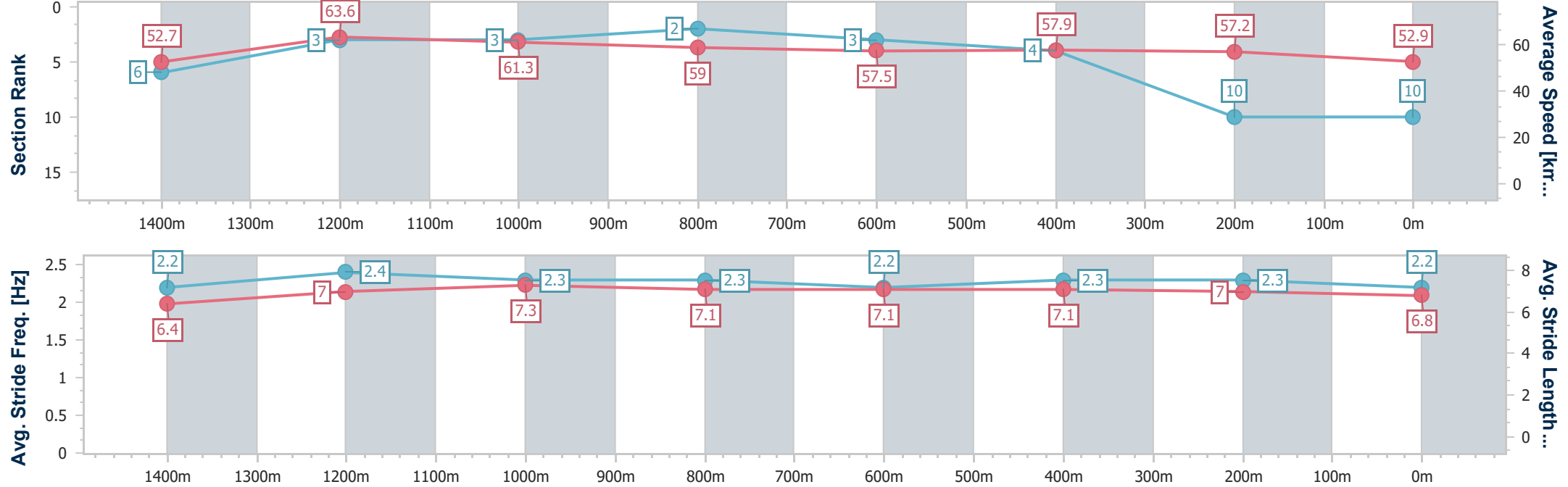
60 Handicap - 1600m

28 February 2025 - 20:38

Track Rating: Good 4, Weather: Fine, Rail Position: +12m Entire

SCTC SUNSHINE COAST TURF CLUB

Section	Overall	1400m	1200m	1000m	800m	600m	400m	200m					
Section Times	1:40.28 [10] (0:13.70)	1:26.58 [6] (0:11.45)	1:15.13 [3] (0:11.75)	1:03.38 [3] (0:12.26)	0:51.12 [2] (0:12.54)	0:38.58 [3] (0:12.40)	0:26.18 [4] (0:12.57)	0:13.61 [10] (0:13.61)					
Average Speed [km/h]	52.7	63.6	61.3	59.0	57.5	57.9	57.2	52.9					
Top Speed [km/h]	65.0	65.0	62.9	60.8	58.1	58.8	58.2	55.3					
Avg. Dist. to Rail [m]	8.9	3.8	2.6	1.7	0.4	0.6	0.3	0.2					
Avg. Stride Freq. [Hz]	2.2	2.4	2.3	2.3	2.2	2.3	2.3	2.2					
Avg. Stride Length [m]	6.4	7.0	7.3	7.1	7.1	7.1	7.0	6.8					





Sunshine Coast QLD Professional
Race 7: IN CURTAINS BENCHMARK 62 Handicap - 2200m
28 February 2025 - 21:10



Track Rating: Good 4, Weather: Fine, Rail Position: +12m Entire

Section						Overall	2000m	1800m	1600m	1400m	1200m	1000m	Last 600m		
Field Times						2:22.85 (0:17.72)	2:05.13 (0:12.08)	1:53.05 (0:12.40)	1:40.65 (0:12.35)	1:28.30 (0:12.57)	1:15.73 (0:12.98)	1:02.75 (0:13.11)	0:36.56		
Rank	TAB	Horse/Jockey	Barrier	Top Speed [km/h]	Fastest Section									Distance Travelled [m]	
1	2	LIKEABEEL	1	61.9	0:11.73	2:22.85 [1]	2:04.24 [8]	1:51.99 [7]	1:39.65 [7]	1:27.15 [7]	1:14.67 [7]	1:01.75 [6]	0:36.00		
		Robbie Dolan		400m	400m	(0:18.61)	(0:12.25)	(0:12.34)	(0:12.50)	(0:12.48)	(0:12.92)	(0:12.98)			
2	9	UP AND COMER	5	62.2	0:11.93	2:22.92 [2]	2:05.20 [1]	1:53.12 [1]	1:40.72 [1]	1:28.37 [1]	1:15.80 [1]	1:02.82 [1]	0:36.63 +4		
		Kyle Wilson-Taylor		Overall	400m	(0:17.72)	(0:12.08)	(0:12.40)	(0:12.35)	(0:12.57)	(0:12.98)	(0:13.11)			
3	13	MAJESTIC ANGEL	10	62.7	0:11.64	2:23.35 [3]	2:03.89 [12]	1:51.39 [12]	1:38.93 [12]	1:26.60 [12]	1:14.05 [12]	1:01.43 [12]	0:35.90 +5		
		Colleen Krahn		400m	400m	(0:19.46)	(0:12.50)	(0:12.46)	(0:12.33)	(0:12.55)	(0:12.62)	(0:12.86)			
4	6	CHATEAUX PARK	8	61.3	0:11.80	2:23.35 [4]	2:04.34 [11]	1:52.07 [10]	1:39.67 [10]	1:27.30 [9]	1:14.83 [10]	1:01.86 [10]	0:36.20 +4		
		Ron Stewart		400m	400m	(0:19.01)	(0:12.27)	(0:12.40)	(0:12.37)	(0:12.47)	(0:12.97)	(0:12.93)			
5	8	TENNESSEE WHISKEY	4	62.2	0:12.00	2:23.46 [5]	2:05.44 [3]	1:53.39 [3]	1:40.90 [3]	1:28.72 [3]	1:16.08 [2]	1:02.88 [2]	0:36.92 +6		
		Jag Guthmann-Chester		2000m	400m	(0:18.02)	(0:12.05)	(0:12.49)	(0:12.18)	(0:12.64)	(0:13.20)	(0:13.14)			
6	5	WATERMELON	12	63.7	0:11.97	2:23.62 [6]	2:05.68 [2]	1:53.58 [2]	1:41.18 [2]	1:28.90 [2]	1:15.99 [3]	1:02.75 [3]	0:36.86 +9		
		Jace McMurray		Overall	400m	(0:17.94)	(0:12.10)	(0:12.40)	(0:12.28)	(0:12.91)	(0:13.24)	(0:13.04)			
7	4	PRINCETON AWARD	3	61.1	0:12.01	2:23.73 [7]	2:05.34 [6]	1:53.26 [5]	1:40.76 [5]	1:28.34 [5]	1:15.78 [4]	1:02.82 [4]	0:37.06 -1		
		Damien Thornton		400m	400m	(0:18.39)	(0:12.08)	(0:12.50)	(0:12.42)	(0:12.56)	(0:12.96)	(0:13.00)			
8	1	GRIPPING	2	61.0	0:12.03	2:23.75 [8]	2:05.13 [9]	1:52.54 [9]	1:40.11 [9]	1:27.68 [10]	1:15.30 [9]	1:02.58 [8]	0:37.15 +11		
		Corey Sutherland		400m	400m	(0:18.62)	(0:12.59)	(0:12.43)	(0:12.43)	(0:12.38)	(0:12.72)	(0:12.70)			
9	11	BRYNNER	11	60.7	0:12.11	2:24.62 [9]	2:05.69 [10]	1:53.15 [11]	1:40.63 [11]	1:28.29 [11]	1:15.85 [11]	1:03.06 [11]	0:37.43 +13		
		Sean Cormack		600m	600m	(0:18.93)	(0:12.54)	(0:12.52)	(0:12.34)	(0:12.44)	(0:12.79)	(0:12.85)			
10	7	MONTGOMERY	9	60.1	0:12.28	2:25.99 [10]	2:07.55 [7]	1:55.09 [8]	1:42.64 [8]	1:30.20 [8]	1:17.64 [8]	1:04.60 [9]	0:39.17 +14		
		Bailey Wheeler		400m	600m	(0:18.44)	(0:12.46)	(0:12.45)	(0:12.44)	(0:12.56)	(0:13.04)	(0:12.76)			

Did Not Finish: Iberian Ruler (#3)

Scratched: Forum One (#10)



Sunshine Coast QLD Professional
Race 7: IN CURTAINS BENCHMARK 62 Handicap - 2200m
28 February 2025 - 21:10



Track Rating: Good 4, Weather: Fine, Rail Position: +12m Entire

Section						Overall	2000m	1800m	1600m	1400m	1200m	1000m	Last 600m		
Field Times						2:22.85 (0:17.72)	2:05.13 (0:12.08)	1:53.05 (0:12.40)	1:40.65 (0:12.35)	1:28.30 (0:12.57)	1:15.73 (0:12.98)	1:02.75 (0:13.11)	0:36.56		
Rank	TAB	Horse/Jockey	Barrier	Top Speed [km/h]	Fastest Section										Distance Travelled [m]
11	12	GULF OF SAROS	7	62.2	0:12.16	2:26.80 [11]	2:08.61 [4]	1:56.45 [4]	1:44.01 [4]	1:31.55 [4]	1:18.78 [5]	1:05.73 [5]	0:39.49	+10	
		Tiffani Brooker		Overall	2000m	(0:18.19)	(0:12.16)	(0:12.44)	(0:12.46)	(0:12.77)	(0:13.05)	(0:13.08)			

Did Not Finish: Iberian Ruler (#3)
Scratched: Forum One (#10)



Sunshine Coast QLD Professional
Race 7: IN CURTAINS BENCHMARK 62 Handicap - 2200m
28 February 2025 - 21:10



Track Rating: Good 4, Weather: Fine, Rail Position: +12m Entire

Section		Field Times				800m	600m	400m	200m	Last 600m	
						0:49.64 (0:13.08)	0:36.56 (0:12.16)	0:24.40 (0:11.93)	0:12.47 (0:12.47)	0:36.56	
Rank	TAB	Horse/Jockey	Barrier	Top Speed [km/h]	Fastest Section					Margin	Distance Travelled [m]
1	2	LIKEABEEL	1	61.9	0:11.73	0:48.77 [6]	0:36.00 [7]	0:23.84 [5]	0:12.11 [2]	2:22.85	0:36.00
		Robbie Dolan		400m	400m	(0:12.77)	(0:12.16)	(0:11.73)	(0:12.11)		
2	9	UP AND COMER	5	62.2	0:11.93	0:49.71 [1]	0:36.63 [1]	0:24.47 [1]	0:12.54 [1]	0.2L	0:36.63 +4
		Kyle Wilson-Taylor		Overall	400m	(0:13.08)	(0:12.16)	(0:11.93)	(0:12.54)		
3	13	MAJESTIC ANGEL	10	62.7	0:11.64	0:48.57 [12]	0:35.90 [12]	0:23.90 [10]	0:12.26 [8]	2.7L	0:35.90 +5
		Colleen Krahnen		400m	400m	(0:12.67)	(0:12.00)	(0:11.64)	(0:12.26)		
4	6	CHATEAUX PARK	8	61.3	0:11.80	0:48.93 [11]	0:36.20 [9]	0:24.10 [8]	0:12.30 [7]	2.8L	0:36.20 +4
		Ron Stewart		400m	400m	(0:12.73)	(0:12.10)	(0:11.80)	(0:12.30)		
5	8	TENNESSEE WHISKEY	4	62.2	0:12.00	0:49.74 [2]	0:36.92 [2]	0:24.72 [2]	0:12.72 [3]	3.3L	0:36.92 +6
		Jag Guthmann-Chester		2000m	400m	(0:12.82)	(0:12.20)	(0:12.00)	(0:12.72)		
6	5	WATERMELON	12	63.7	0:11.97	0:49.71 [4]	0:36.86 [5]	0:24.60 [6]	0:12.63 [6]	4.1L	0:36.86 +9
		Jace McMurray		Overall	400m	(0:12.85)	(0:12.26)	(0:11.97)	(0:12.63)		
7	4	PRINCETON AWARD	3	61.1	0:12.01	0:49.82 [5]	0:37.06 [4]	0:24.86 [4]	0:12.85 [5]	4.6L	0:37.06 -1
		Damien Thornton		400m	400m	(0:12.76)	(0:12.20)	(0:12.01)	(0:12.85)		
8	1	GRIPPING	2	61.0	0:12.03	0:49.88 [3]	0:37.15 [3]	0:24.94 [3]	0:12.91 [4]	4.7L	0:37.15 +11
		Corey Sutherland		400m	400m	(0:12.73)	(0:12.21)	(0:12.03)	(0:12.91)		
9	11	BRYNNER	11	60.7	0:12.11	0:50.21 [10]	0:37.43 [10]	0:25.32 [9]	0:13.04 [10]	9.7L	0:37.43 +13
		Sean Cormack		600m	600m	(0:12.78)	(0:12.11)	(0:12.28)	(0:13.04)		
10	7	MONTGOMERY	9	60.1	0:12.28	0:51.84 [8]	0:39.17 [6]	0:26.89 [7]	0:14.48 [9]	17.7L	0:39.17 +14
		Bailey Wheeler		400m	600m	(0:12.67)	(0:12.28)	(0:12.41)	(0:14.48)		

Did Not Finish: Iberian Ruler (#3)

Scratched: Forum One (#10)



Sunshine Coast QLD Professional
Race 7: IN CURTAINS BENCHMARK 62 Handicap - 2200m
28 February 2025 - 21:10



Track Rating: Good 4, Weather: Fine, Rail Position: +12m Entire

Section					800m	600m	400m	200m				Last 600m
Field Times					0:49.64 (0:13.08)	0:36.56 (0:12.16)	0:24.40 (0:11.93)	0:12.47 (0:12.47)				0:36.56
Rank	TAB	Horse/Jockey	Barrier	Top Speed [km/h]	Fastest Section						Margin	Distance Travelled [m]
11	12	GULF OF SAROS	7	62.2	0:12.16	0:52.65 [7]	0:39.49 [11]	0:26.67 [12]	0:13.64 [11]	22.5L	0:39.49	+10
		Tiffani Brooker		Overall	2000m	(0:13.16)	(0:12.82)	(0:13.03)	(0:13.64)			

Did Not Finish: Iberian Ruler (#3)

Scratched: Forum One (#10)



Horse/Jockey Name	Likeabeel
Final Rank	1
Fastest Section Time (Section)	0:11.73 (400m)
Top Speed [km/h] (Section)	61.9 (400m)
Race State	Finished



Sunshine Coast QLD Professional

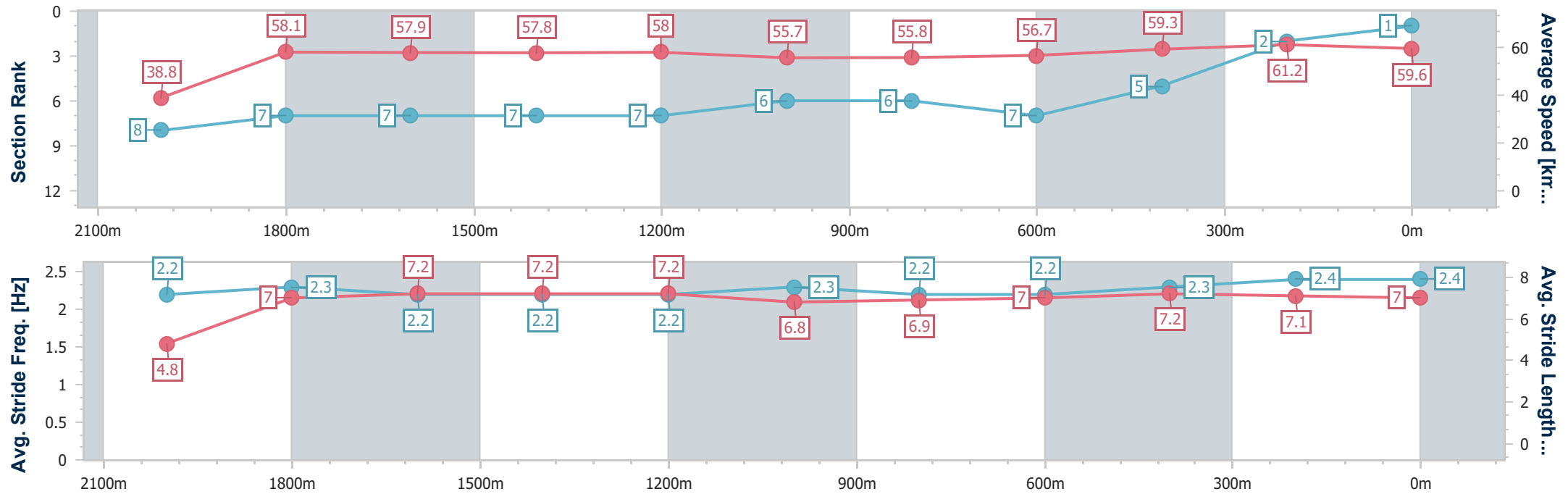
Race 7: IN CURTAINS BENCHMARK 62 Handicap - 2200m



28 February 2025 - 21:10

Track Rating: Good 4, Weather: Fine, Rail Position: +12m Entire

Section	Overall	2000m	1800m	1600m	1400m	1200m	1000m	800m	600m	400m	200m		
Section Times	2:22.85 [1] (0:18.61)	2:04.24 [8] (0:12.25)	1:51.99 [7] (0:12.34)	1:39.65 [7] (0:12.50)	1:27.15 [7] (0:12.48)	1:14.67 [7] (0:12.92)	1:01.75 [6] (0:12.98)	0:48.77 [6] (0:12.77)	0:36.00 [7] (0:12.16)	0:23.84 [5] (0:11.73)	0:12.11 [2] (0:12.11)		
Average Speed [km/h]	38.8	58.1	57.9	57.8	58.0	55.7	55.8	56.7	59.3	61.2	59.6		
Top Speed [km/h]	59.6	59.1	59.4	59.0	58.6	57.4	57.1	58.2	60.5	61.9	61.5		
Avg. Dist. to Rail [m]	5.6	2.0	0.8	1.2	1.4	1.7	1.5	0.9	0.4	1.5	1.2		
Avg. Stride Freq. [Hz]	2.2	2.3	2.2	2.2	2.2	2.3	2.2	2.2	2.3	2.4	2.4		
Avg. Stride Length [m]	4.8	7.0	7.2	7.2	7.2	6.8	6.9	7.0	7.2	7.1	7.0		



- [] Ranking at each section and finish
- .-.- No data available at this section
- NA No data available



Horse/Jockey Name	Up And Comer
Final Rank	2
Fastest Section Time (Section)	0:11.93 (400m)
Top Speed [km/h] (Section)	62.2 (Overall)
Race State	Finished



Sunshine Coast QLD Professional

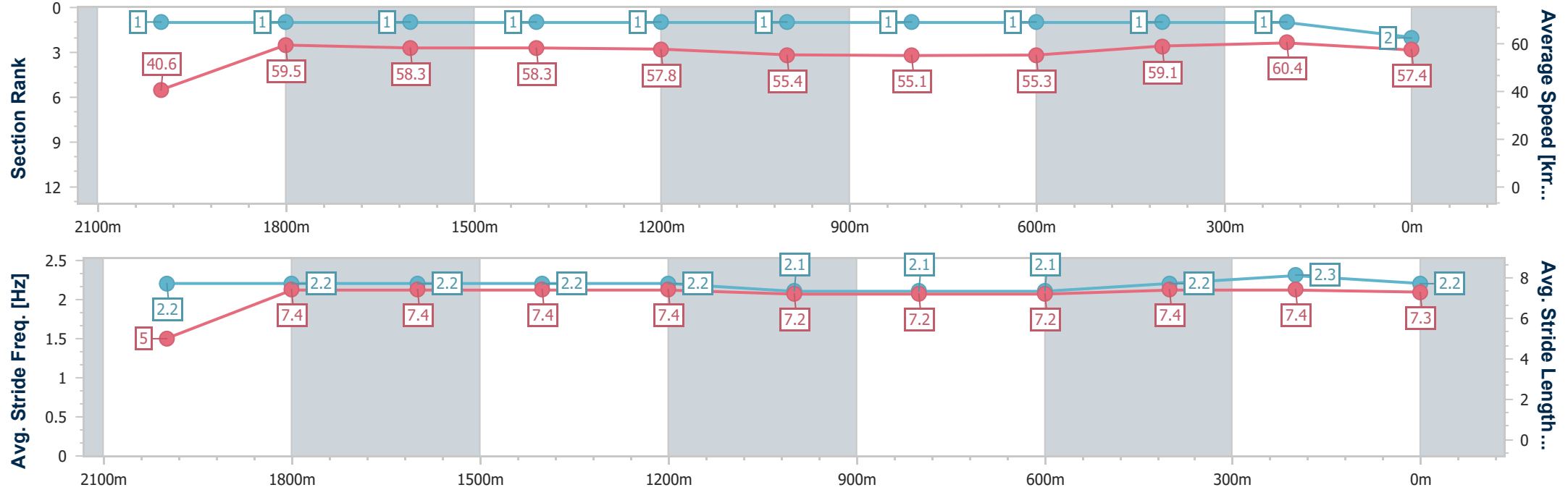
Race 7: IN CURTAINS BENCHMARK 62 Handicap - 2200m



28 February 2025 - 21:10

Track Rating: Good 4, Weather: Fine, Rail Position: +12m Entire

Section	Overall	2000m	1800m	1600m	1400m	1200m	1000m	800m	600m	400m	200m		
Section Times	2:22.92 [2] (0:17.72)	2:05.20 [1] (0:12.08)	1:53.12 [1] (0:12.40)	1:40.72 [1] (0:12.35)	1:28.37 [1] (0:12.57)	1:15.80 [1] (0:12.98)	1:02.82 [1] (0:13.11)	0:49.71 [1] (0:13.08)	0:36.63 [1] (0:12.16)	0:24.47 [1] (0:11.93)	0:12.54 [1] (0:12.54)		
Average Speed [km/h]	40.6	59.5	58.3	58.3	57.8	55.4	55.1	55.3	59.1	60.4	57.4		
Top Speed [km/h]	62.2	61.8	59.2	59.3	58.4	56.7	55.5	56.3	60.8	61.3	58.6		
Avg. Dist. to Rail [m]	5.7	0.6	0.7	1.7	1.8	1.9	1.6	0.9	0.3	0.4	0.5		
Avg. Stride Freq. [Hz]	2.2	2.2	2.2	2.2	2.2	2.1	2.1	2.1	2.2	2.3	2.2		
Avg. Stride Length [m]	5.0	7.4	7.4	7.4	7.4	7.2	7.2	7.2	7.4	7.4	7.3		



- [] Ranking at each section and finish
- .-.- No data available at this section
- NA No data available



Horse/Jockey Name	Majestic Angel
Final Rank	3
Fastest Section Time (Section)	0:11.64 (400m)
Top Speed [km/h] (Section)	62.7 (400m)
Race State	Finished



Sunshine Coast QLD Professional

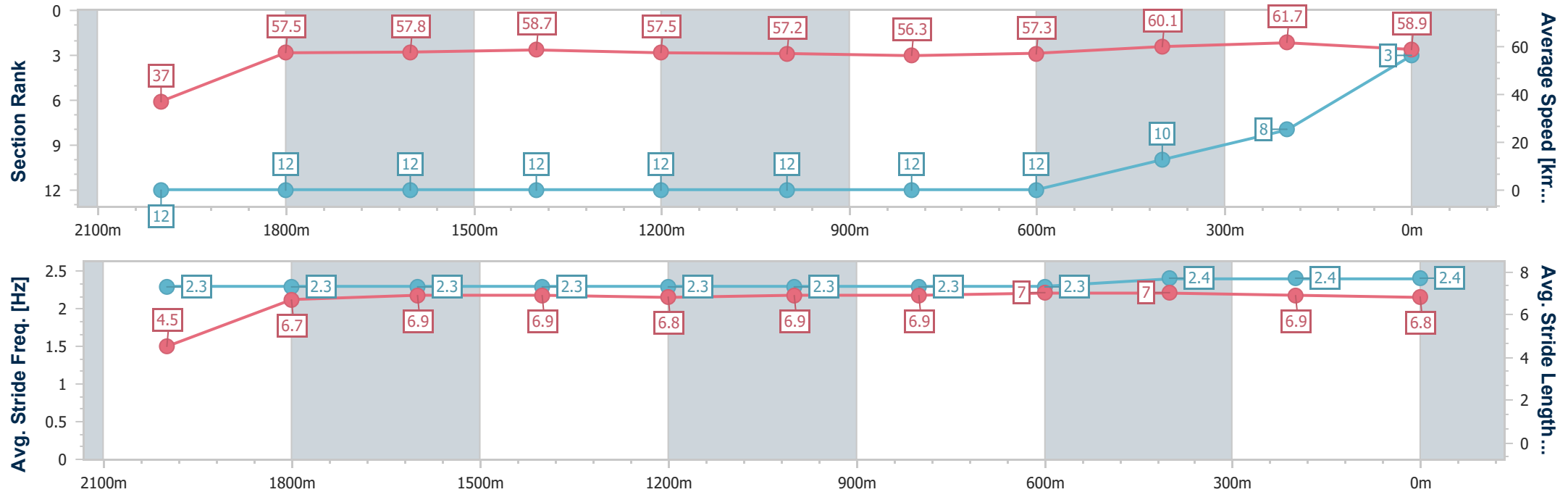
Race 7: IN CURTAINS BENCHMARK 62 Handicap - 2200m



28 February 2025 - 21:10

Track Rating: Good 4, Weather: Fine, Rail Position: +12m Entire

Section	Overall	2000m	1800m	1600m	1400m	1200m	1000m	800m	600m	400m	200m		
Section Times	2:23.35 [3] (0:19.46)	2:03.89 [12] (0:12.50)	1:51.39 [12] (0:12.46)	1:38.93 [12] (0:12.33)	1:26.60 [12] (0:12.55)	1:14.05 [12] (0:12.62)	1:01.43 [12] (0:12.86)	0:48.57 [12] (0:12.67)	0:35.90 [12] (0:12.00)	0:23.90 [10] (0:11.64)	0:12.26 [8] (0:12.26)		
Average Speed [km/h]	37.0	57.5	57.8	58.7	57.5	57.2	56.3	57.3	60.1	61.7	58.9		
Top Speed [km/h]	58.8	58.5	59.1	60.4	58.7	58.8	57.5	59.0	62.5	62.7	60.6		
Avg. Dist. to Rail [m]	6.8	0.3	0.6	1.7	1.7	2.4	2.0	1.5	0.3	0.5	1.9		
Avg. Stride Freq. [Hz]	2.3	2.3	2.3	2.3	2.3	2.3	2.3	2.3	2.4	2.4	2.4		
Avg. Stride Length [m]	4.5	6.7	6.9	6.9	6.8	6.9	6.9	7.0	7.0	6.9	6.8		



- [] Ranking at each section and finish
- .-.- No data available at this section
- NA No data available



Horse/Jockey Name	Chateaux Park
Final Rank	4
Fastest Section Time (Section)	0:11.80 (400m)
Top Speed [km/h] (Section)	61.3 (400m)
Race State	Finished



Sunshine Coast QLD Professional

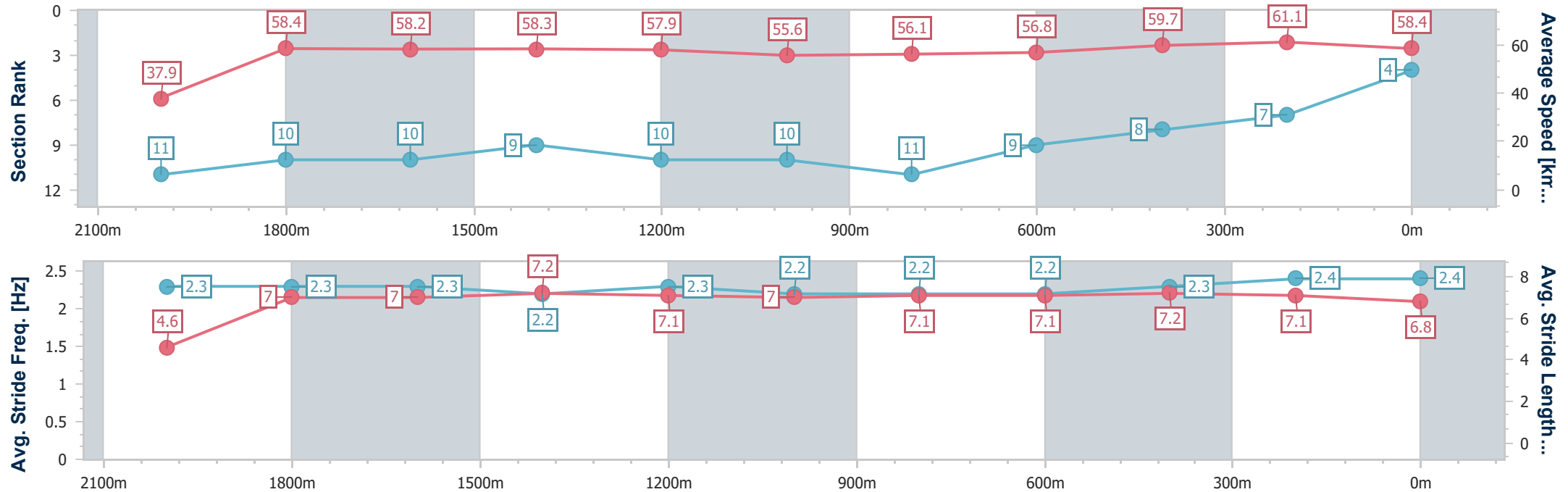
Race 7: IN CURTAINS BENCHMARK 62 Handicap - 2200m



28 February 2025 - 21:10

Track Rating: Good 4, Weather: Fine, Rail Position: +12m Entire

Section	Overall	2000m	1800m	1600m	1400m	1200m	1000m	800m	600m	400m	200m		
Section Times	2:23.35 [4] (0:19.01)	2:04.34 [11] (0:12.27)	1:52.07 [10] (0:12.40)	1:39.67 [10] (0:12.37)	1:27.30 [9] (0:12.47)	1:14.83 [10] (0:12.97)	1:01.86 [10] (0:12.93)	0:48.93 [11] (0:12.73)	0:36.20 [9] (0:12.10)	0:24.10 [8] (0:11.80)	0:12.30 [7] (0:12.30)		
Average Speed [km/h]	37.9	58.4	58.2	58.3	57.9	55.6	56.1	56.8	59.7	61.1	58.4		
Top Speed [km/h]	60.4	59.4	59.4	59.9	58.7	57.6	57.4	58.7	61.3	61.3	61.1		
Avg. Dist. to Rail [m]	5.3	1.3	0.6	1.6	1.6	1.9	1.7	0.9	0.5	5.0	5.8		
Avg. Stride Freq. [Hz]	2.3	2.3	2.3	2.2	2.3	2.2	2.2	2.2	2.3	2.4	2.4		
Avg. Stride Length [m]	4.6	7.0	7.0	7.2	7.1	7.0	7.1	7.1	7.2	7.1	6.8		



- [] Ranking at each section and finish
- .-.- No data available at this section
- NA No data available



Horse/Jockey Name	Tennessee Whiskey
Final Rank	5
Fastest Section Time (Section)	0:12.00 (400m)
Top Speed [km/h] (Section)	62.2 (2000m)
Race State	Finished



Sunshine Coast QLD Professional

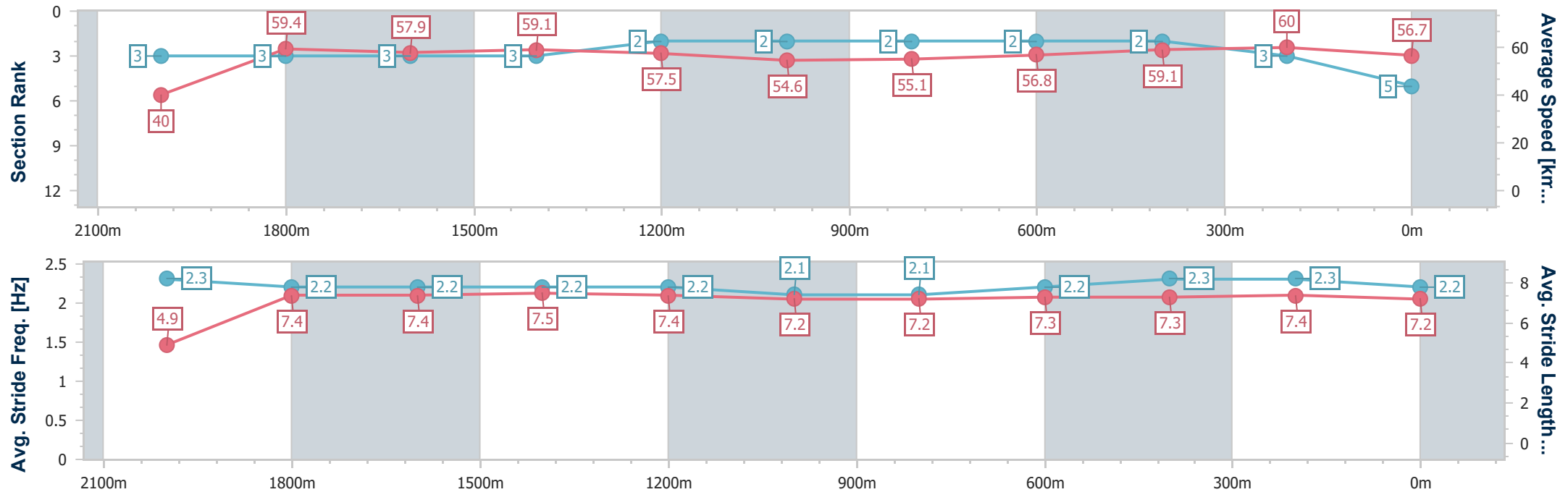
Race 7: IN CURTAINS BENCHMARK 62 Handicap - 2200m



28 February 2025 - 21:10

Track Rating: Good 4, Weather: Fine, Rail Position: +12m Entire

Section	Overall	2000m	1800m	1600m	1400m	1200m	1000m	800m	600m	400m	200m		
Section Times	2:23.46 [5] (0:18.02)	2:05.44 [3] (0:12.05)	1:53.39 [3] (0:12.49)	1:40.90 [3] (0:12.18)	1:28.72 [3] (0:12.64)	1:16.08 [2] (0:13.20)	1:02.88 [2] (0:13.14)	0:49.74 [2] (0:12.82)	0:36.92 [2] (0:12.20)	0:24.72 [2] (0:12.00)	0:12.72 [3] (0:12.72)		
Average Speed [km/h]	40.0	59.4	57.9	59.1	57.5	54.6	55.1	56.8	59.1	60.0	56.7		
Top Speed [km/h]	61.0	62.2	58.3	60.6	59.7	55.7	56.3	57.7	60.6	60.8	58.9		
Avg. Dist. to Rail [m]	4.8	0.5	0.4	1.7	2.6	2.6	2.2	1.6	0.7	0.8	0.6		
Avg. Stride Freq. [Hz]	2.3	2.2	2.2	2.2	2.2	2.1	2.1	2.2	2.3	2.3	2.2		
Avg. Stride Length [m]	4.9	7.4	7.4	7.5	7.4	7.2	7.2	7.3	7.3	7.4	7.2		





Horse/Jockey Name	Watermelon
Final Rank	6
Fastest Section Time (Section)	0:11.97 (400m)
Top Speed [km/h] (Section)	63.7 (Overall)
Race State	Finished



Sunshine Coast QLD Professional

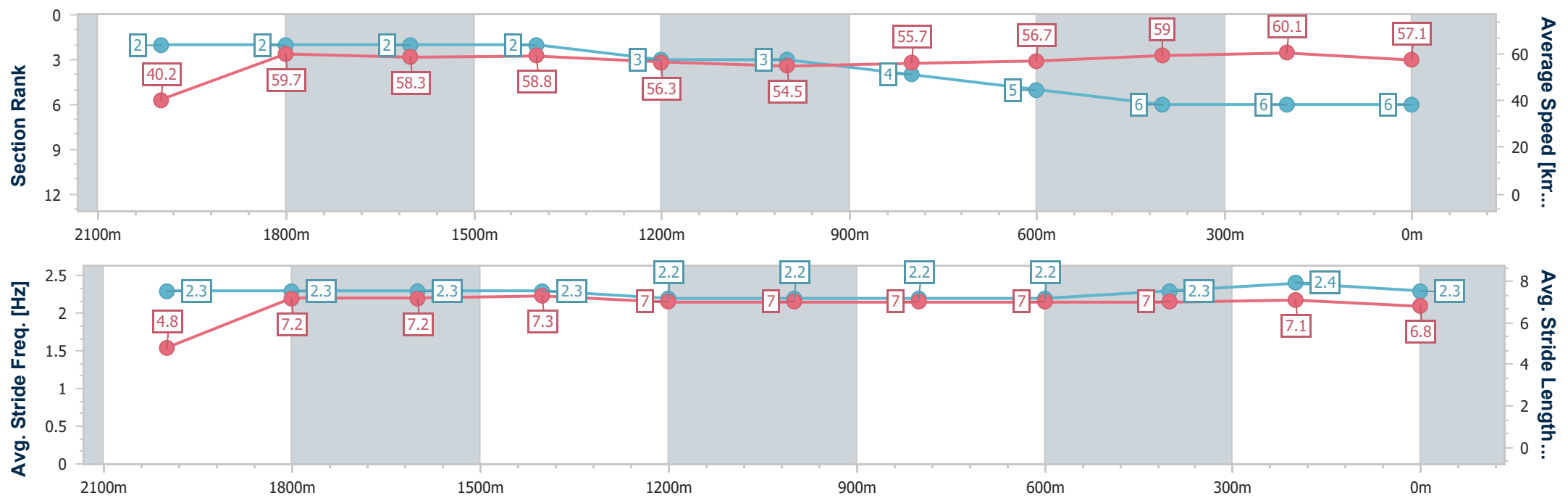
Race 7: IN CURTAINS BENCHMARK 62 Handicap - 2200m



28 February 2025 - 21:10

Track Rating: Good 4, Weather: Fine, Rail Position: +12m Entire

Section	Overall	2000m	1800m	1600m	1400m	1200m	1000m	800m	600m	400m	200m		
Section Times	2:23.62 [6] (0:17.94)	2:05.68 [2] (0:12.10)	1:53.58 [2] (0:12.40)	1:41.18 [2] (0:12.28)	1:28.90 [2] (0:12.91)	1:15.99 [3] (0:13.24)	1:02.75 [3] (0:13.04)	0:49.71 [4] (0:12.85)	0:36.86 [5] (0:12.26)	0:24.60 [6] (0:11.97)	0:12.63 [6] (0:12.63)		
Average Speed [km/h]	40.2	59.7	58.3	58.8	56.3	54.5	55.7	56.7	59.0	60.1	57.1		
Top Speed [km/h]	63.7	60.8	58.8	60.3	60.2	55.3	57.1	58.3	61.0	60.9	59.6		
Avg. Dist. to Rail [m]	9.1	0.4	0.7	2.2	3.2	2.9	2.6	1.8	0.8	3.1	4.5		
Avg. Stride Freq. [Hz]	2.3	2.3	2.3	2.3	2.2	2.2	2.2	2.2	2.3	2.4	2.3		
Avg. Stride Length [m]	4.8	7.2	7.2	7.3	7.0	7.0	7.0	7.0	7.0	7.1	6.8		



- [] Ranking at each section and finish
- .-.- No data available at this section
- NA No data available



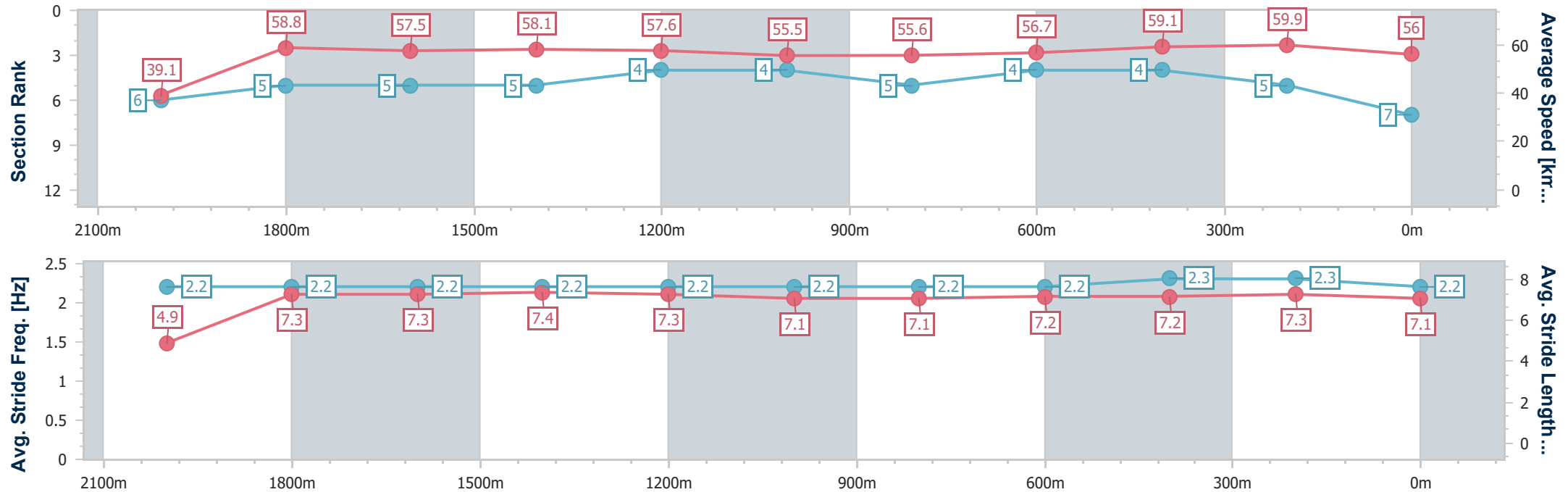
Horse/Jockey Name	Princeton Award
Final Rank	7
Fastest Section Time (Section)	0:12.01 (400m)
Top Speed [km/h] (Section)	61.1 (400m)
Race State	Finished



Sunshine Coast QLD Professional
Race 7: IN CURTAINS BENCHMARK 62 Handicap - 2200m
28 February 2025 - 21:10
Track Rating: Good 4, Weather: Fine, Rail Position: +12m Entire



Section	Overall	2000m	1800m	1600m	1400m	1200m	1000m	800m	600m	400m	200m		
Section Times	2:23.73 [7] (0:18.39)	2:05.34 [6] (0:12.08)	1:53.26 [5] (0:12.50)	1:40.76 [5] (0:12.42)	1:28.34 [5] (0:12.56)	1:15.78 [4] (0:12.96)	1:02.82 [4] (0:13.00)	0:49.82 [5] (0:12.76)	0:37.06 [4] (0:12.20)	0:24.86 [4] (0:12.01)	0:12.85 [5] (0:12.85)		
Average Speed [km/h]	39.1	58.8	57.5	58.1	57.6	55.5	55.6	56.7	59.1	59.9	56.0		
Top Speed [km/h]	59.4	59.5	58.5	58.7	58.7	56.6	56.1	57.6	60.8	61.1	58.4		
Avg. Dist. to Rail [m]	5.2	2.6	1.0	1.5	1.5	1.7	1.5	0.7	0.3	0.2	0.5		
Avg. Stride Freq. [Hz]	2.2	2.2	2.2	2.2	2.2	2.2	2.2	2.2	2.3	2.3	2.2		
Avg. Stride Length [m]	4.9	7.3	7.3	7.4	7.3	7.1	7.1	7.2	7.2	7.3	7.1		





Horse/Jockey Name	Gripping
Final Rank	8
Fastest Section Time (Section)	0:12.03 (400m)
Top Speed [km/h] (Section)	61.0 (400m)
Race State	Finished



Sunshine Coast QLD Professional

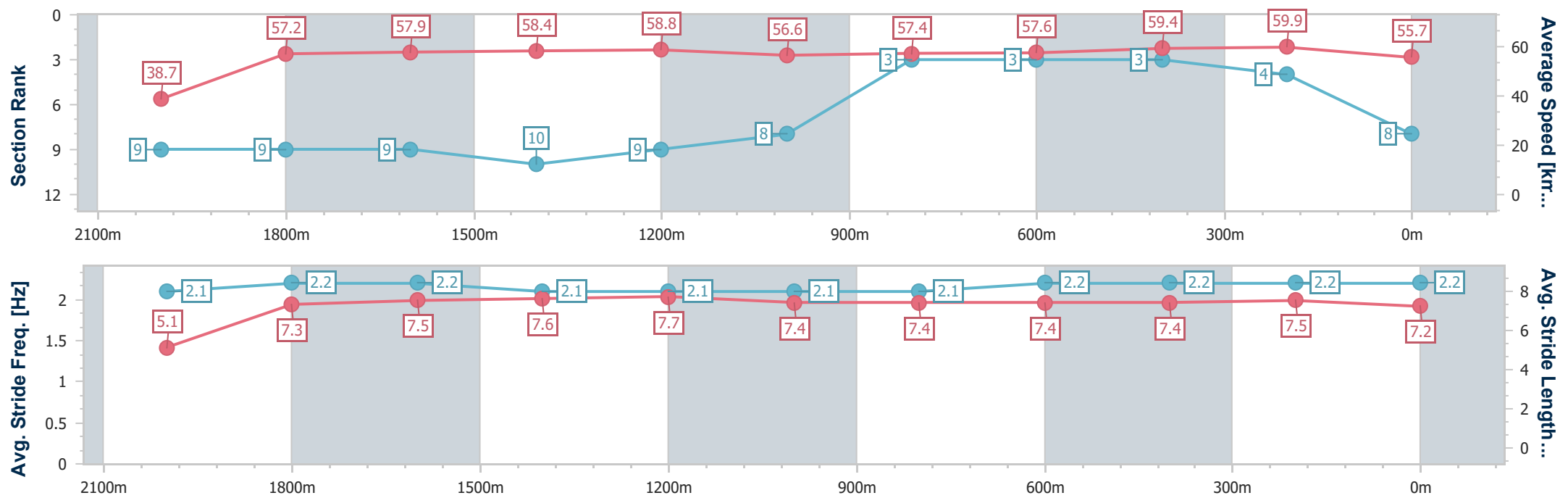
Race 7: IN CURTAINS BENCHMARK 62 Handicap - 2200m



28 February 2025 - 21:10

Track Rating: Good 4, Weather: Fine, Rail Position: +12m Entire

Section	Overall	2000m	1800m	1600m	1400m	1200m	1000m	800m	600m	400m	200m		
Section Times	2:23.75 [8] (0:18.62)	2:05.13 [9] (0:12.59)	1:52.54 [9] (0:12.43)	1:40.11 [9] (0:12.43)	1:27.68 [10] (0:12.38)	1:15.30 [9] (0:12.72)	1:02.58 [8] (0:12.70)	0:49.88 [3] (0:12.73)	0:37.15 [3] (0:12.21)	0:24.94 [3] (0:12.03)	0:12.91 [4] (0:12.91)		
Average Speed [km/h]	38.7	57.2	57.9	58.4	58.8	56.6	57.4	57.6	59.4	59.9	55.7		
Top Speed [km/h]	59.4	58.4	59.8	60.4	59.5	59.9	58.4	59.6	60.1	61.0	58.1		
Avg. Dist. to Rail [m]	4.5	0.2	0.8	2.5	2.8	4.1	4.1	2.9	1.2	2.2	2.7		
Avg. Stride Freq. [Hz]	2.1	2.2	2.2	2.1	2.1	2.1	2.1	2.2	2.2	2.2	2.2		
Avg. Stride Length [m]	5.1	7.3	7.5	7.6	7.7	7.4	7.4	7.4	7.4	7.5	7.2		



- [] Ranking at each section and finish
- .-.- No data available at this section
- NA No data available



Horse/Jockey Name	Brynnner
Final Rank	9
Fastest Section Time (Section)	0:12.11 (600m)
Top Speed [km/h] (Section)	60.7 (600m)
Race State	Finished



Sunshine Coast QLD Professional

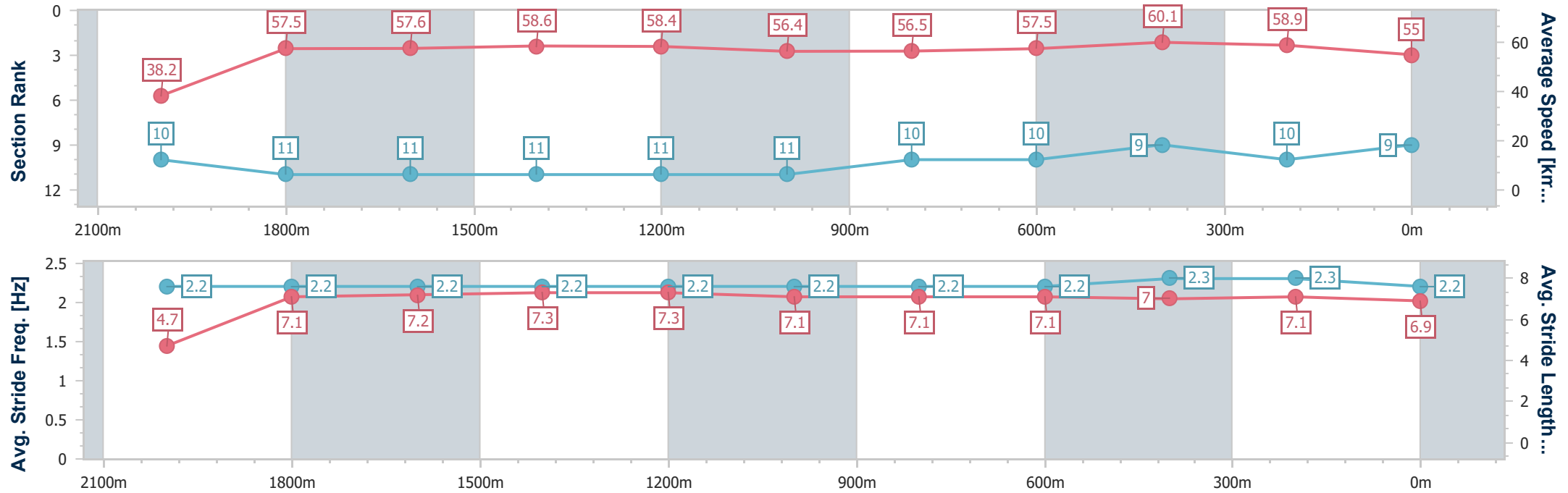
Race 7: IN CURTAINS BENCHMARK 62 Handicap - 2200m



28 February 2025 - 21:10

Track Rating: Good 4, Weather: Fine, Rail Position: +12m Entire

Section	Overall	2000m	1800m	1600m	1400m	1200m	1000m	800m	600m	400m	200m		
Section Times	2:24.62 [9] (0:18.93)	2:05.69 [10] (0:12.54)	1:53.15 [11] (0:12.52)	1:40.63 [11] (0:12.34)	1:28.29 [11] (0:12.44)	1:15.85 [11] (0:12.79)	1:03.06 [11] (0:12.85)	0:50.21 [10] (0:12.78)	0:37.43 [10] (0:12.11)	0:25.32 [9] (0:12.28)	0:13.04 [10] (0:13.04)		
Average Speed [km/h]	38.2	57.5	57.6	58.6	58.4	56.4	56.5	57.5	60.1	58.9	55.0		
Top Speed [km/h]	59.8	58.8	59.0	60.5	59.0	59.2	58.5	59.6	60.7	60.1	58.0		
Avg. Dist. to Rail [m]	7.4	0.2	0.8	2.2	2.4	3.2	3.2	3.2	2.6	3.8	1.6		
Avg. Stride Freq. [Hz]	2.2	2.2	2.2	2.2	2.2	2.2	2.2	2.2	2.3	2.3	2.2		
Avg. Stride Length [m]	4.7	7.1	7.2	7.3	7.3	7.1	7.1	7.1	7.0	7.1	6.9		



- [] Ranking at each section and finish
- .-.- No data available at this section
- NA No data available



Horse/Jockey Name	Montgomery
Final Rank	10
Fastest Section Time (Section)	0:12.28 (600m)
Top Speed [km/h] (Section)	60.1 (400m)
Race State	Finished



Sunshine Coast QLD Professional

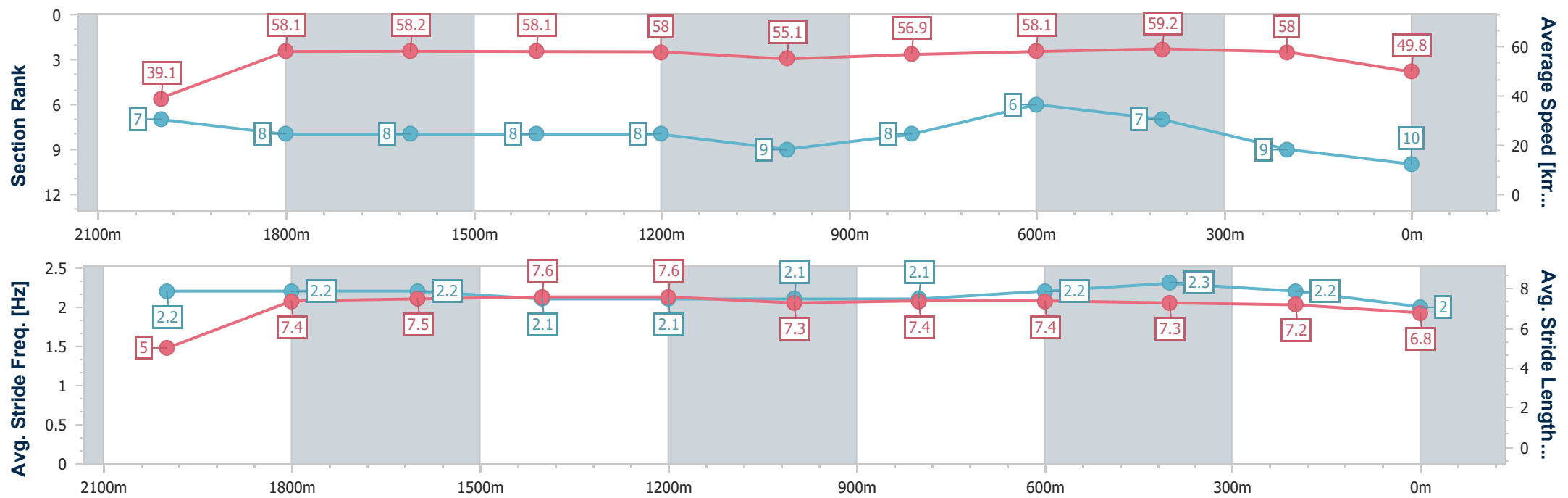
Race 7: IN CURTAINS BENCHMARK 62 Handicap - 2200m



28 February 2025 - 21:10

Track Rating: Good 4, Weather: Fine, Rail Position: +12m Entire

Section	Overall	2000m	1800m	1600m	1400m	1200m	1000m	800m	600m	400m	200m		
Section Times	2:25.99 [10] (0:18.44)	2:07.55 [7] (0:12.46)	1:55.09 [8] (0:12.45)	1:42.64 [8] (0:12.44)	1:30.20 [8] (0:12.56)	1:17.64 [8] (0:13.04)	1:04.60 [9] (0:12.76)	0:51.84 [8] (0:12.67)	0:39.17 [6] (0:12.28)	0:26.89 [7] (0:12.41)	0:14.48 [9] (0:14.48)		
Average Speed [km/h]	39.1	58.1	58.2	58.1	58.0	55.1	56.9	58.1	59.2	58.0	49.8		
Top Speed [km/h]	60.0	59.1	60.0	60.0	58.6	56.9	58.8	59.9	59.8	60.1	54.7		
Avg. Dist. to Rail [m]	7.5	1.0	1.2	2.4	2.6	3.2	3.5	3.1	2.2	4.4	3.3		
Avg. Stride Freq. [Hz]	2.2	2.2	2.2	2.1	2.1	2.1	2.1	2.2	2.3	2.2	2.0		
Avg. Stride Length [m]	5.0	7.4	7.5	7.6	7.6	7.3	7.4	7.4	7.3	7.2	6.8		



- [] Ranking at each section and finish
- .-.- No data available at this section
- NA No data available



Horse/Jockey Name	Gulf Of Saros
Final Rank	11
Fastest Section Time (Section)	0:12.16 (2000m)
Top Speed [km/h] (Section)	62.2 (Overall)
Race State	Finished



Sunshine Coast QLD Professional

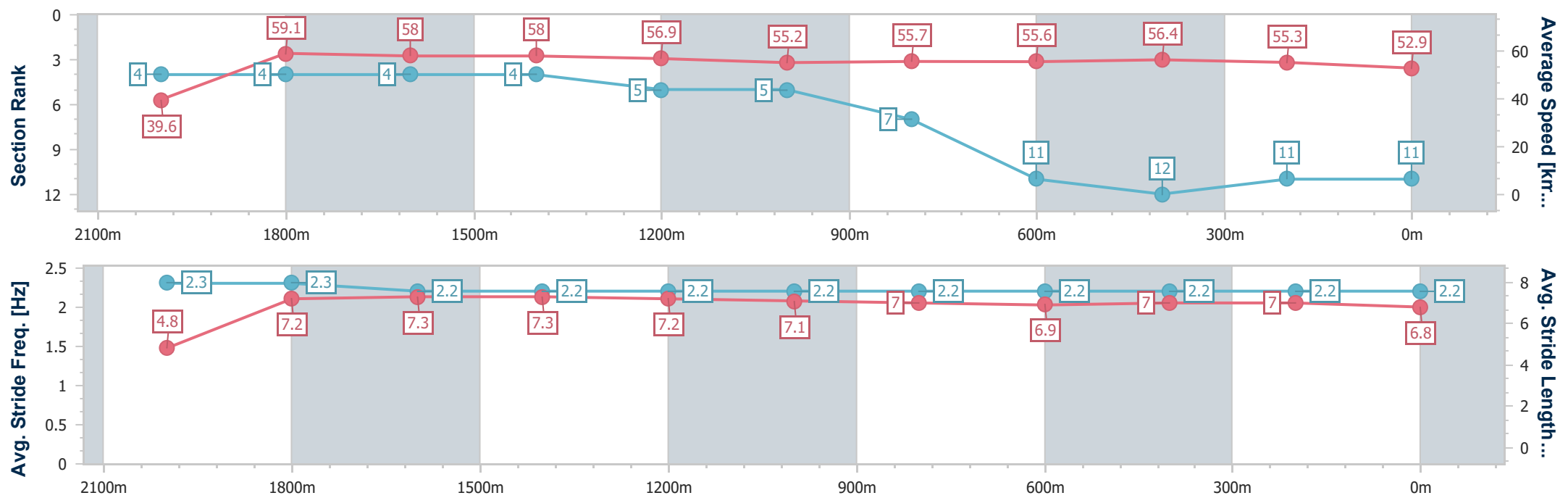
Race 7: IN CURTAINS BENCHMARK 62 Handicap - 2200m



28 February 2025 - 21:10

Track Rating: Good 4, Weather: Fine, Rail Position: +12m Entire

Section	Overall	2000m	1800m	1600m	1400m	1200m	1000m	800m	600m	400m	200m		
Section Times	2:26.80 [11] (0:18.19)	2:08.61 [4] (0:12.16)	1:56.45 [4] (0:12.44)	1:44.01 [4] (0:12.46)	1:31.55 [4] (0:12.77)	1:18.78 [5] (0:13.05)	1:05.73 [5] (0:13.08)	0:52.65 [7] (0:13.16)	0:39.49 [11] (0:12.82)	0:26.67 [12] (0:13.03)	0:13.64 [11] (0:13.64)		
Average Speed [km/h]	39.6	59.1	58.0	58.0	56.9	55.2	55.7	55.6	56.4	55.3	52.9		
Top Speed [km/h]	62.2	60.0	58.4	59.3	58.9	56.6	56.0	57.0	57.0	56.2	54.8		
Avg. Dist. to Rail [m]	6.3	0.5	0.5	2.4	3.2	3.3	3.3	2.8	1.0	0.6	0.6		
Avg. Stride Freq. [Hz]	2.3	2.3	2.2	2.2	2.2	2.2	2.2	2.2	2.2	2.2	2.2		
Avg. Stride Length [m]	4.8	7.2	7.3	7.3	7.2	7.1	7.0	6.9	7.0	7.0	6.8		



- [] Ranking at each section and finish
- .-.- No data available at this section
- NA No data available



Horse/Jockey Name	Iberian Ruler
Final Rank	2147483647
Fastest Section Time (Section)	0:12.25 (2000m)
Top Speed [km/h] (Section)	60.2 (Overall)
Race State	DidNotFinish



Sunshine Coast QLD Professional

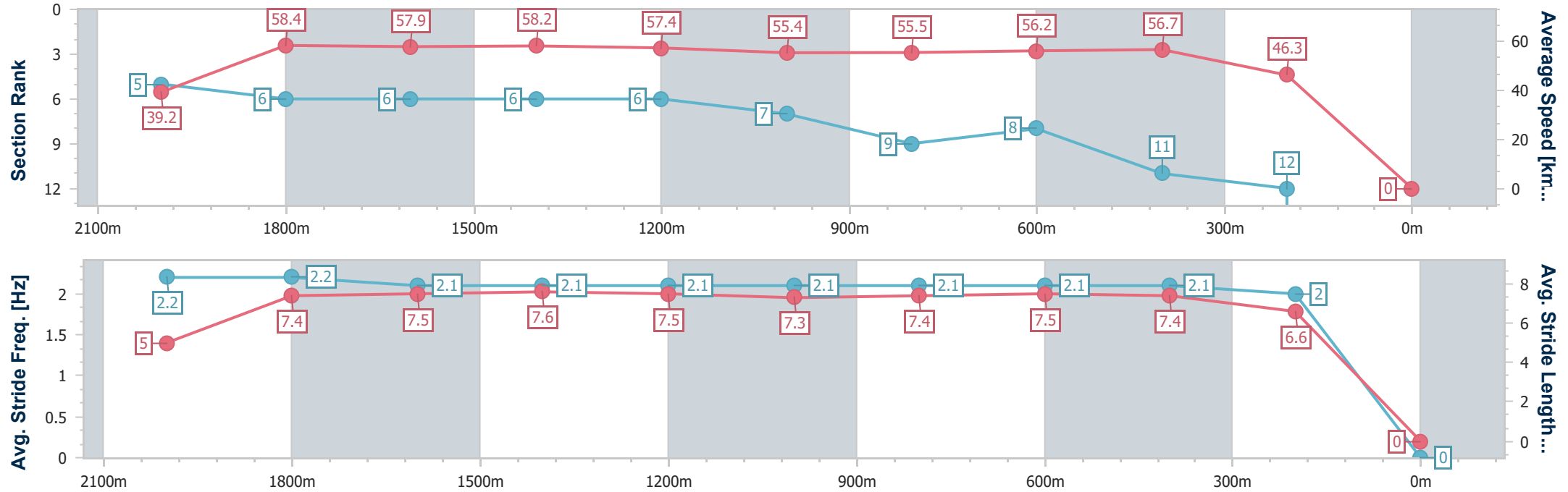
Race 7: IN CURTAINS BENCHMARK 62 Handicap - 2200m



28 February 2025 - 21:10

Track Rating: Good 4, Weather: Fine, Rail Position: +12m Entire

Section	Overall	2000m	1800m	1600m	1400m	1200m	1000m	800m	600m	400m	200m		
Section Times	0:00.00 [2147483647 1 (0:18.35)	0:00.00 [5] (0:12.25)	0:00.00 [6] (0:12.47)	0:00.00 [6] (0:12.45)	0:00.00 [6] (0:12.58)	0:00.00 [6] (0:13.03)	0:00.00 [7] (0:13.05)	0:00.00 [9] (0:12.95)	0:00.00 [8] (0:12.74)	0:00.00 [11] (0:15.55)	:-:--		
Average Speed [km/h]	39.2	58.4	57.9	58.2	57.4	55.4	55.5	56.2	56.7	46.3	0.0		
Top Speed [km/h]	60.2	59.3	59.0	59.0	58.6	57.5	56.7	57.4	58.1	55.6	--		
Avg. Dist. to Rail [m]	4.9	1.0	0.6	2.3	2.2	2.6	2.2	1.8	0.4	1.3	0.0		
Avg. Stride Freq. [Hz]	2.2	2.2	2.1	2.1	2.1	2.1	2.1	2.1	2.1	2.0	--		
Avg. Stride Length [m]	5.0	7.4	7.5	7.6	7.5	7.3	7.4	7.5	7.4	6.6	--		



[] Ranking at each section and finish
-:-:- No data available at this section
NA No data available



Sunshine Coast QLD Professional
Race 8: CREATIVE STONE Class 3 Handicap - 1000m
28 February 2025 - 21:41



Track Rating: Good 4, Weather: Fine, Rail Position: +12m Entire

Section						Overall	800m	600m	400m	200m			Last 600m
Field Times						0:58.62 (0:13.17)	0:45.45 (0:11.03)	0:34.42 (0:11.29)	0:23.13 (0:11.17)	0:11.96 (0:11.96)			0:34.42
Rank	TAB	Horse/Jockey	Barrier	Top Speed [km/h]	Fastest Section						Margin		Distance Travelled [m]
1	4	RUBY CHICKS	6	68.3	0:10.75	0:58.62 [1]	0:44.99 [5]	0:34.24 [3]	0:23.09 [2]	0:11.78 [3]	0:58.62	0:34.24	
		Nikita Beriman		800m	800m	(0:13.63)	(0:10.75)	(0:11.15)	(0:11.31)	(0:11.78)			
2	7	CURRY LEGEND	1	67.3	0:11.03	0:58.82 [2]	0:45.65 [1]	0:34.62 [1]	0:23.33 [1]	0:12.16 [1]	1L	0:34.62	+0
		Montana Philpot		Overall	800m	(0:13.17)	(0:11.03)	(0:11.29)	(0:11.17)	(0:12.16)			
3	1	KING YOSHI	5	67.1	0:11.03	0:58.92 [3]	0:45.54 [3]	0:34.51 [4]	0:23.23 [4]	0:12.08 [2]	1.5L	0:34.51	+4
		Andrew Mallyon		800m	800m	(0:13.38)	(0:11.03)	(0:11.28)	(0:11.15)	(0:12.08)			
4	6	KWIK AZ HELL	3	66.9	0:11.07	0:59.16 [4]	0:45.86 [2]	0:34.79 [2]	0:23.52 [3]	0:12.25 [4]	2.8L	0:34.79	+0
		Cejay Graham		800m	800m	(0:13.30)	(0:11.07)	(0:11.27)	(0:11.27)	(0:12.25)			
5	5	BOLD AND SMOOTH	4	69.2	0:10.99	0:59.53 [5]	0:46.07 [4]	0:35.08 [5]	0:23.76 [6]	0:12.41 [5]	4.8L	0:35.08	+2
		Georgina Cartwright		800m	800m	(0:13.46)	(0:10.99)	(0:11.32)	(0:11.35)	(0:12.41)			
6	8	MISS GABBIANO	2	67.6	0:10.89	0:59.82 [6]	0:46.05 [6]	0:35.16 [6]	0:24.07 [5]	0:12.62 [6]	6.3L	0:35.16	+5
		Gabrielle Semmens		Overall	800m	(0:13.77)	(0:10.89)	(0:11.09)	(0:11.45)	(0:12.62)			

Scratched: Luvarchie (#2), Pink Cashmere (#3)



Horse/Jockey Name	Ruby Chicks
Final Rank	1
Fastest Section Time (Section)	0:10.75 (800m)
Top Speed [km/h] (Section)	68.3 (800m)
Race State	Finished

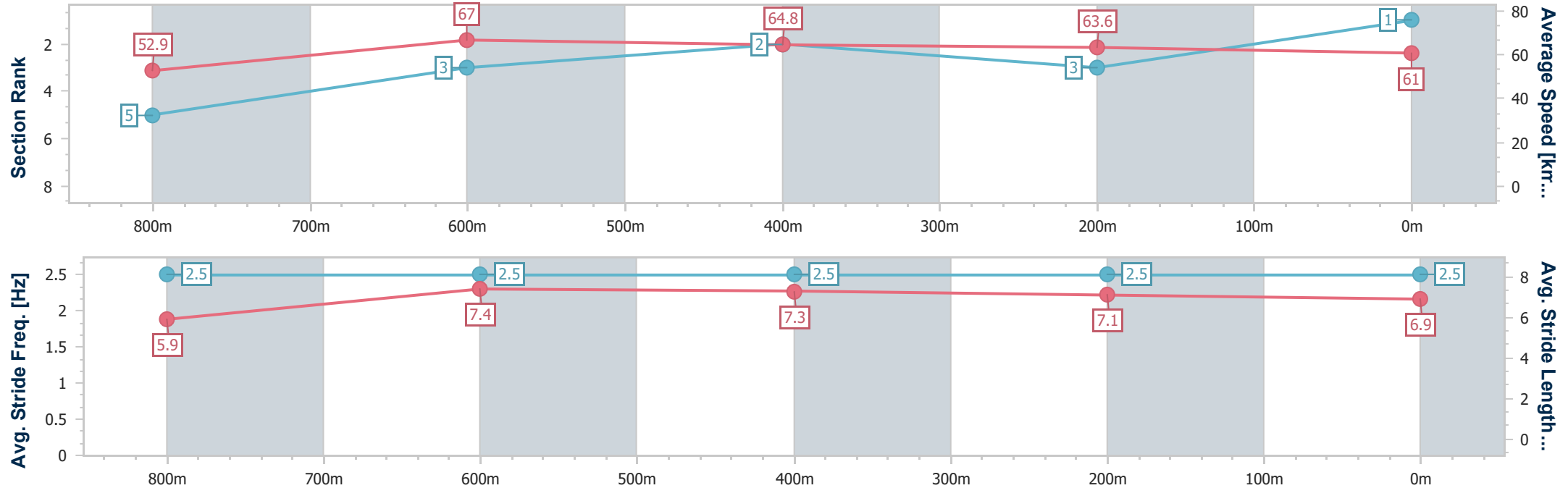


Sunshine Coast QLD Professional
Race 8: CREATIVE STONE Class 3 Handicap - 1000m



28 February 2025 - 21:41
Track Rating: Good 4, Weather: Fine, Rail Position: +12m Entire

Section	Overall	800m	600m	400m	200m										
Section Times	0:58.62 [1] (0:13.63)	0:44.99 [5] (0:10.75)	0:34.24 [3] (0:11.15)	0:23.09 [2] (0:11.31)	0:11.78 [3] (0:11.78)										
Average Speed [km/h]	52.9	67.0	64.8	63.6	61.0										
Top Speed [km/h]	67.3	68.3	67.2	64.5	63.7										
Avg. Dist. to Rail [m]	5.9	0.9	0.6	0.4	1.2										
Avg. Stride Freq. [Hz]	2.5	2.5	2.5	2.5	2.5										
Avg. Stride Length [m]	5.9	7.4	7.3	7.1	6.9										



- [] Ranking at each section and finish
- .-.- No data available at this section
- NA No data available



Horse/Jockey Name	Curry Legend
Final Rank	2
Fastest Section Time (Section)	0:11.03 (800m)
Top Speed [km/h] (Section)	67.3 (Overall)
Race State	Finished

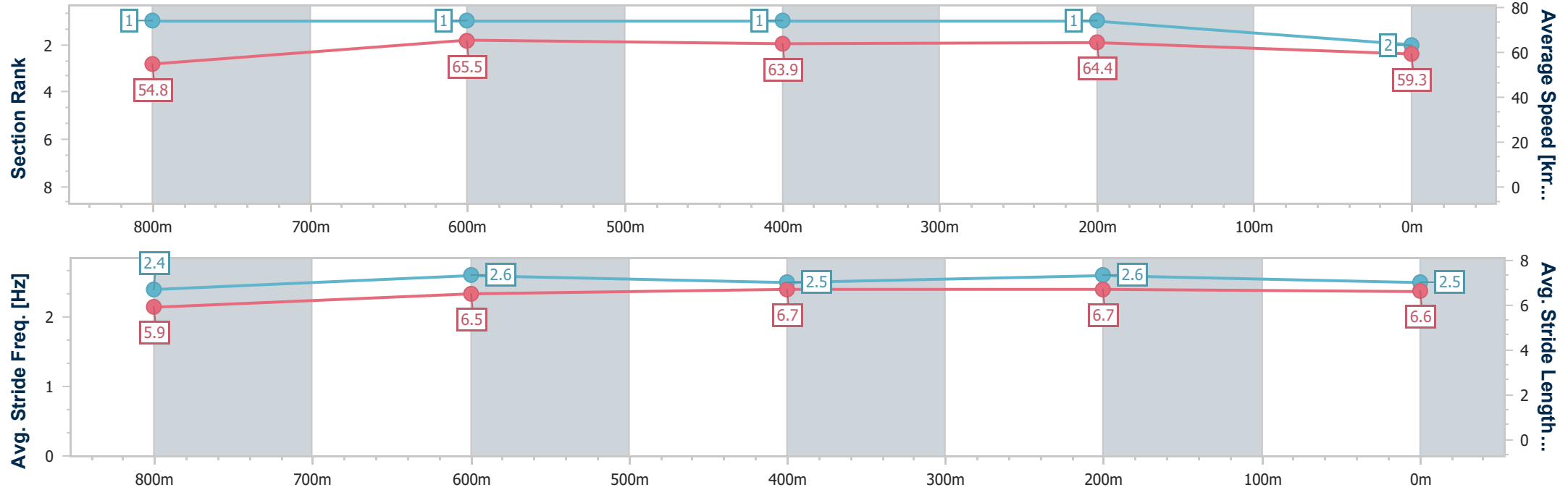


Sunshine Coast QLD Professional
Race 8: CREATIVE STONE Class 3 Handicap - 1000m



28 February 2025 - 21:41
Track Rating: Good 4, Weather: Fine, Rail Position: +12m Entire

Section	Overall	800m	600m	400m	200m										
Section Times	0:58.82 [2] (0:13.17)	0:45.65 [1] (0:11.03)	0:34.62 [1] (0:11.29)	0:23.33 [1] (0:11.17)	0:12.16 [1] (0:12.16)										
Average Speed [km/h]	54.8	65.5	63.9	64.4	59.3										
Top Speed [km/h]	67.3	66.6	64.9	65.1	63.3										
Avg. Dist. to Rail [m]	1.6	1.0	0.6	1.2	0.3										
Avg. Stride Freq. [Hz]	2.4	2.6	2.5	2.6	2.5										
Avg. Stride Length [m]	5.9	6.5	6.7	6.7	6.6										



- [] Ranking at each section and finish
- .-.- No data available at this section
- NA No data available



Horse/Jockey Name	King Yoshi
Final Rank	3
Fastest Section Time (Section)	0:11.03 (800m)
Top Speed [km/h] (Section)	67.1 (800m)
Race State	Finished

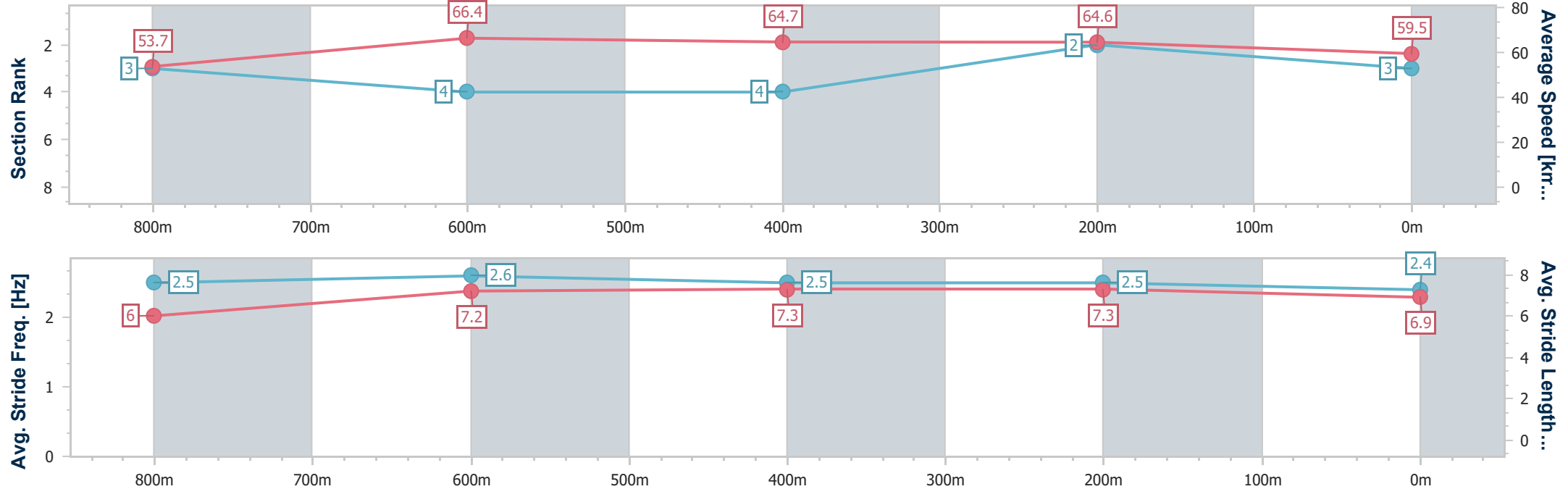


Sunshine Coast QLD Professional
Race 8: CREATIVE STONE Class 3 Handicap - 1000m



28 February 2025 - 21:41
Track Rating: Good 4, Weather: Fine, Rail Position: +12m Entire

Section	Overall	800m	600m	400m	200m										
Section Times	0:58.92 [3] (0:13.38)	0:45.54 [3] (0:11.03)	0:34.51 [4] (0:11.28)	0:23.23 [4] (0:11.15)	0:12.08 [2] (0:12.08)										
Average Speed [km/h]	53.7	66.4	64.7	64.6	59.5										
Top Speed [km/h]	66.7	67.1	65.7	65.5	63.3										
Avg. Dist. to Rail [m]	5.4	3.4	2.7	2.1	3.0										
Avg. Stride Freq. [Hz]	2.5	2.6	2.5	2.5	2.4										
Avg. Stride Length [m]	6.0	7.2	7.3	7.3	6.9										



[] Ranking at each section and finish
-.-.- No data available at this section
NA No data available



Horse/Jockey Name	Kwik Az Hell
Final Rank	4
Fastest Section Time (Section)	0:11.07 (800m)
Top Speed [km/h] (Section)	66.9 (800m)
Race State	Finished

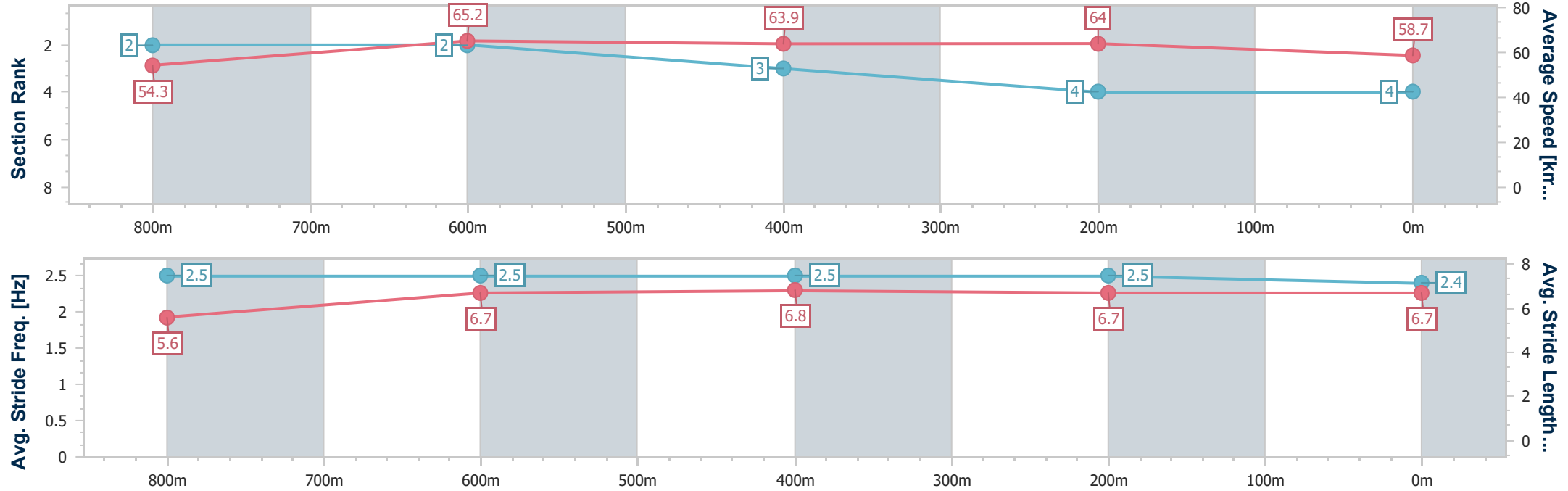


Sunshine Coast QLD Professional
Race 8: CREATIVE STONE Class 3 Handicap - 1000m



28 February 2025 - 21:41
Track Rating: Good 4, Weather: Fine, Rail Position: +12m Entire

Section	Overall	800m	600m	400m	200m										
Section Times	0:59.16 [4] (0:13.30)	0:45.86 [2] (0:11.07)	0:34.79 [2] (0:11.27)	0:23.52 [3] (0:11.27)	0:12.25 [4] (0:12.25)										
Average Speed [km/h]	54.3	65.2	63.9	64.0	58.7										
Top Speed [km/h]	66.9	66.9	64.7	64.7	62.9										
Avg. Dist. to Rail [m]	3.0	1.7	0.3	0.1	0.7										
Avg. Stride Freq. [Hz]	2.5	2.5	2.5	2.5	2.4										
Avg. Stride Length [m]	5.6	6.7	6.8	6.7	6.7										



- [] Ranking at each section and finish
- .-.- No data available at this section
- NA No data available



Horse/Jockey Name	Bold And Smooth
Final Rank	5
Fastest Section Time (Section)	0:10.99 (800m)
Top Speed [km/h] (Section)	69.2 (800m)
Race State	Finished

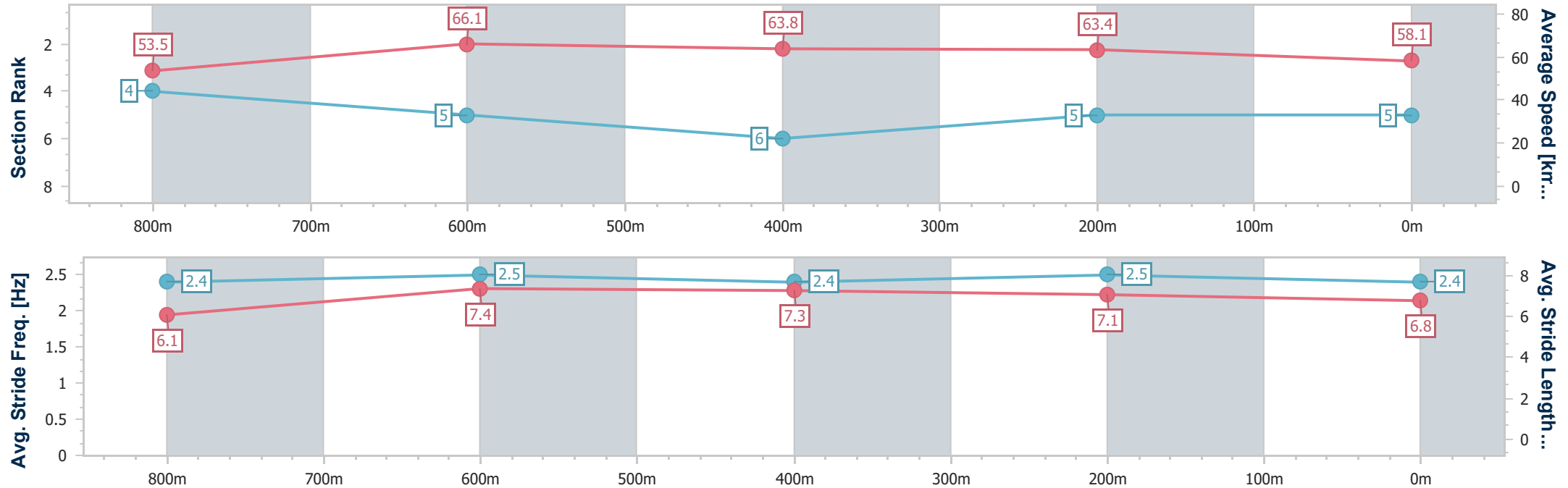


Sunshine Coast QLD Professional
Race 8: CREATIVE STONE Class 3 Handicap - 1000m



28 February 2025 - 21:41
Track Rating: Good 4, Weather: Fine, Rail Position: +12m Entire

Section	Overall	800m	600m	400m	200m										
Section Times	0:59.53 [5] (0:13.46)	0:46.07 [4] (0:10.99)	0:35.08 [5] (0:11.32)	0:23.76 [6] (0:11.35)	0:12.41 [5] (0:12.41)										
Average Speed [km/h]	53.5	66.1	63.8	63.4	58.1										
Top Speed [km/h]	67.7	69.2	65.0	64.5	61.0										
Avg. Dist. to Rail [m]	3.5	2.3	0.9	1.9	1.7										
Avg. Stride Freq. [Hz]	2.4	2.5	2.4	2.5	2.4										
Avg. Stride Length [m]	6.1	7.4	7.3	7.1	6.8										



- [] Ranking at each section and finish
- .-.- No data available at this section
- NA No data available



Horse/Jockey Name	Miss Gabbiano
Final Rank	6
Fastest Section Time (Section)	0:10.89 (800m)
Top Speed [km/h] (Section)	67.6 (Overall)
Race State	Finished



Sunshine Coast QLD Professional
Race 8: CREATIVE STONE Class 3 Handicap - 1000m
28 February 2025 - 21:41
Track Rating: Good 4, Weather: Fine, Rail Position: +12m Entire



Section	Overall	800m	600m	400m	200m														
Section Times	0:59.82 [6] (0:13.77)	0:46.05 [6] (0:10.89)	0:35.16 [6] (0:11.09)	0:24.07 [5] (0:11.45)	0:12.62 [6] (0:12.62)														
Average Speed [km/h]	52.5	66.6	65.8	62.9	57.2														
Top Speed [km/h]	67.6	67.4	67.5	64.5	60.3														
Avg. Dist. to Rail [m]	3.8	3.6	2.1	5.1	5.0														
Avg. Stride Freq. [Hz]	2.3	2.4	2.5	2.4	2.3														
Avg. Stride Length [m]	6.1	7.6	7.4	7.2	6.8														

