



Toowoomba QLD Professional
Race 1: PLATINUM GLASS & SECURITY QTIS Two-Year-Old Maiden
Handicap - 1000m
01 March 2025 - 17:21



Track Rating: Good 4, Weather: Windy, Rail Position: +3m 800m-400m; +5m Remainder

Section						Overall	800m	600m	400m	200m			Last 600m	
Field Times						0:59.95 (0:13.71)	0:46.24 (0:10.82)	0:35.42 (0:11.45)	0:23.97 (0:11.66)	0:12.31 (0:12.31)			0:35.42	
Rank	TAB	Horse/Jockey	Barrier	Top Speed [km/h]	Fastest Section							Margin	Distance Travelled [m]	
1	5	READY AND MABEL	1	68.2	0:10.82	0:59.95 [1]	0:46.24 [1]	0:35.42 [1]	0:23.97 [1]	0:12.31 [1]	0:59.95	0:35.42		
		Hannah Richardson		Overall	800m	(0:13.71)	(0:10.82)	(0:11.45)	(0:11.66)	(0:12.31)				
2	9	CASINO BAY	7	68.1	0:10.91	1:00.10 [2]	0:46.32 [3]	0:35.41 [3]	0:23.85 [3]	0:12.15 [3]	0.8L	0:35.41 +14		
		Cobi Vitler		800m	800m	(0:13.78)	(0:10.91)	(0:11.56)	(0:11.70)	(0:12.15)				
3	7	BETTER SWEET	3	68.5	0:10.93	1:00.20 [3]	0:46.47 [2]	0:35.54 [2]	0:24.14 [2]	0:12.40 [2]	1.3L	0:35.54 +13		
		Les Tilley		800m	800m	(0:13.73)	(0:10.93)	(0:11.40)	(0:11.74)	(0:12.40)				
4	1	WANTED HILLBILLY	4	67.7	0:10.95	1:00.44 [4]	0:46.14 [8]	0:35.19 [8]	0:23.66 [6]	0:11.96 [4]	2.6L	0:35.19 +4		
		Kelsey Lenton		800m	800m	(0:14.30)	(0:10.95)	(0:11.53)	(0:11.70)	(0:11.96)				
5	10	BABUSHKA DOLL	2	67.0	0:10.98	1:01.11 [5]	0:47.01 [6]	0:36.03 [5]	0:24.47 [4]	0:12.49 [5]	6.4L	0:36.03 +3		
		Adam Spinks		800m	800m	(0:14.10)	(0:10.98)	(0:11.56)	(0:11.98)	(0:12.49)				
6	4	OKANUI	5	66.9	0:11.01	1:01.84 [6]	0:47.78 [4]	0:36.77 [4]	0:25.09 [5]	0:13.15 [6]	10.7L	0:36.77 +10		
		Chris Whiteley		800m	800m	(0:14.06)	(0:11.01)	(0:11.68)	(0:11.94)	(0:13.15)				
7	8	BRAIDWOOD ROSE	6	66.5	0:11.10	1:03.58 [7]	0:49.43 [7]	0:38.33 [7]	0:26.45 [8]	0:13.54 [8]	21L	0:38.33 +11		
		Erin Molloy		800m	800m	(0:14.15)	(0:11.10)	(0:11.88)	(0:12.91)	(0:13.54)				
8	2	MISHANI IMPACT	8	67.3	0:11.04	1:03.61 [8]	0:49.51 [5]	0:38.47 [6]	0:26.59 [7]	0:14.01 [7]	21.1L	0:38.47 +19		
		Olivia Kendal		800m	800m	(0:14.10)	(0:11.04)	(0:11.88)	(0:12.58)	(0:14.01)				

Scratched: Tinkerbella (#3), Sure Start (#6)



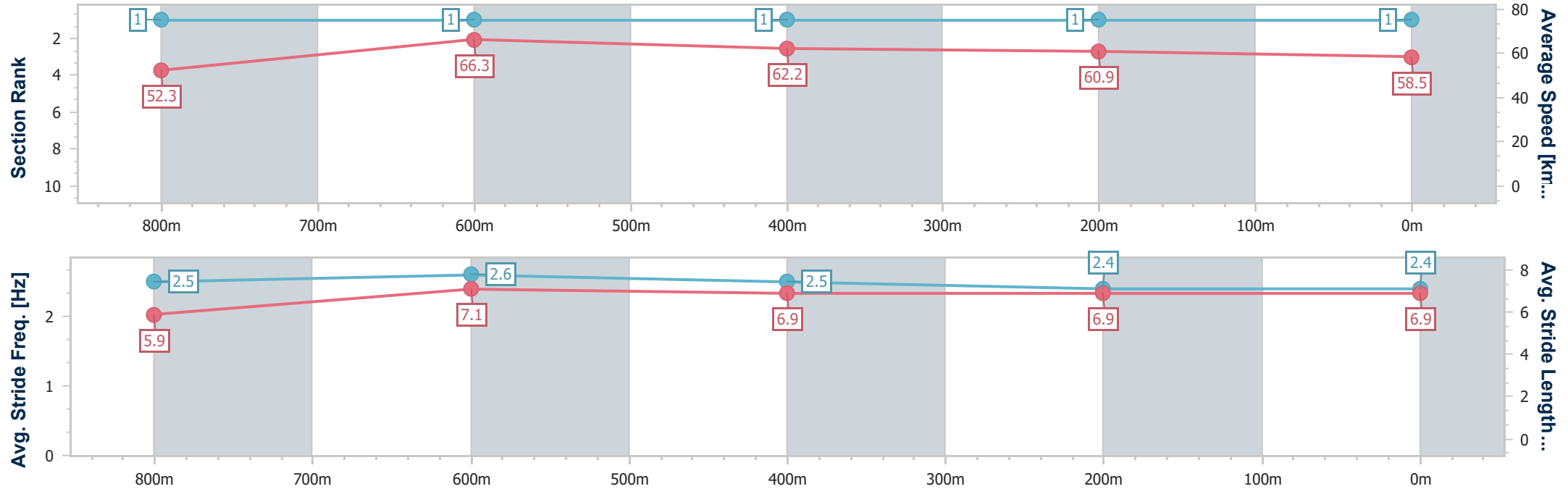
Horse/Jockey Name	Ready And Mabel
Final Rank	1
Fastest Section Time (Section)	0:10.82 (800m)
Top Speed [km/h] (Section)	68.2 (Overall)
Race State	Finished



Toowoomba QLD Professional
Race 1: PLATINUM GLASS & SECURITY QTIS Two-Year-Old
Maiden Handicap - 1000m
01 March 2025 - 17:21
Track Rating: Good 4, Weather: Windy, Rail Position: +3m 800m-
400m; +5m Remainder



Section	Overall	800m	600m	400m	200m										
Section Times	0:59.95 [1] (0:13.71)	0:46.24 [1] (0:10.82)	0:35.42 [1] (0:11.45)	0:23.97 [1] (0:11.66)	0:12.31 [1] (0:12.31)										
Average Speed [km/h]	52.3	66.3	62.2	60.9	58.5										
Top Speed [km/h]	68.2	68.1	64.7	62.2	61.1										
Avg. Dist. to Rail [m]	1.3	1.4	1.9	3.8	2.8										
Avg. Stride Freq. [Hz]	2.5	2.6	2.5	2.4	2.4										
Avg. Stride Length [m]	5.9	7.1	6.9	6.9	6.9										



- [] Ranking at each section and finish
- .-.- No data available at this section
- NA No data available



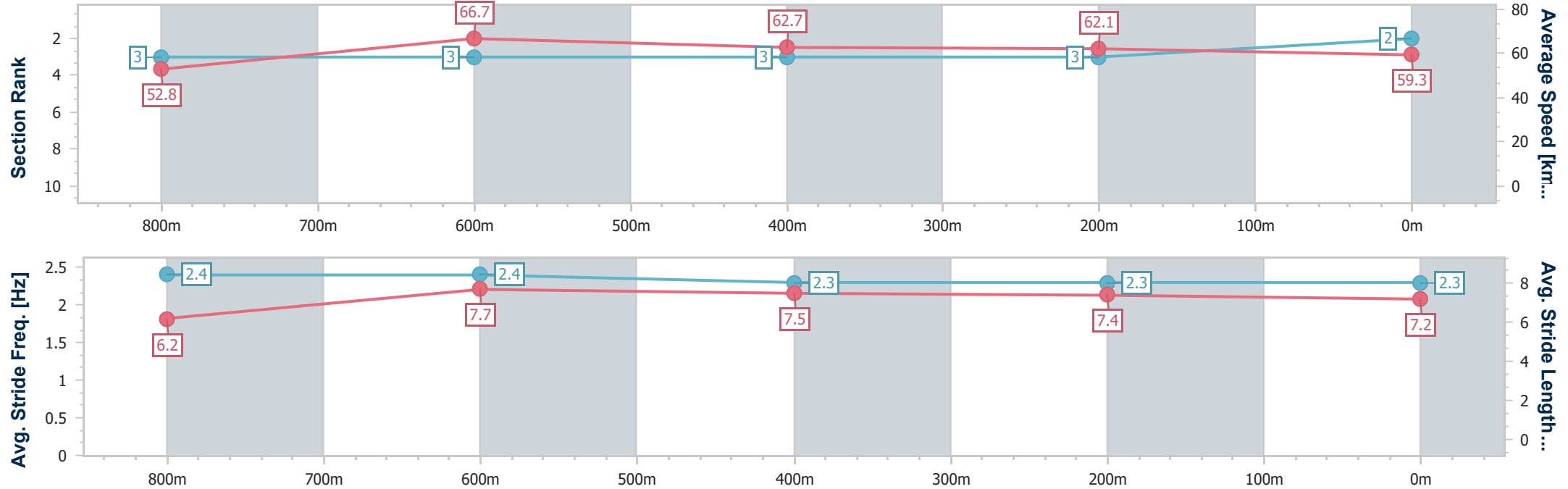
Horse/Jockey Name	Casino Bay
Final Rank	2
Fastest Section Time (Section)	0:10.91 (800m)
Top Speed [km/h] (Section)	68.1 (800m)
Race State	Finished



Toowoomba QLD Professional
Race 1: PLATINUM GLASS & SECURITY QTIS Two-Year-Old
Maiden Handicap - 1000m
01 March 2025 - 17:21
Track Rating: Good 4, Weather: Windy, Rail Position: +3m 800m-
400m; +5m Remainder



Section	Overall	800m	600m	400m	200m										
Section Times	1:00.10 [2] (0:13.78)	0:46.32 [3] (0:10.91)	0:35.41 [3] (0:11.56)	0:23.85 [3] (0:11.70)	0:12.15 [3] (0:12.15)										
Average Speed [km/h]	52.8	66.7	62.7	62.1	59.3										
Top Speed [km/h]	68.1	68.1	64.9	63.7	62.3										
Avg. Dist. to Rail [m]	4.1	2.7	1.7	3.1	2.3										
Avg. Stride Freq. [Hz]	2.4	2.4	2.3	2.3	2.3										
Avg. Stride Length [m]	6.2	7.7	7.5	7.4	7.2										





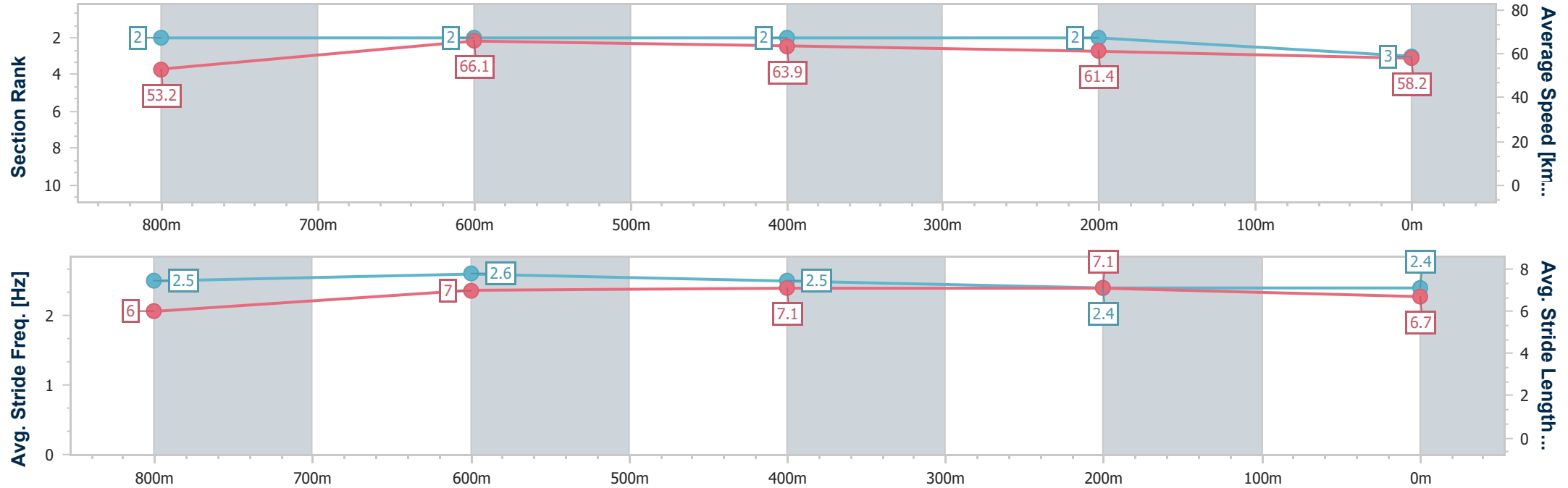
Horse/Jockey Name	Better Sweet
Final Rank	3
Fastest Section Time (Section)	0:10.93 (800m)
Top Speed [km/h] (Section)	68.5 (800m)
Race State	Finished



Toowoomba QLD Professional
Race 1: PLATINUM GLASS & SECURITY QTIS Two-Year-Old
Maiden Handicap - 1000m
01 March 2025 - 17:21
Track Rating: Good 4, Weather: Windy, Rail Position: +3m 800m-
400m; +5m Remainder



Section	Overall	800m	600m	400m	200m										
Section Times	1:00.20 [3] (0:13.73)	0:46.47 [2] (0:10.93)	0:35.54 [2] (0:11.40)	0:24.14 [2] (0:11.74)	0:12.40 [2] (0:12.40)										
Average Speed [km/h]	53.2	66.1	63.9	61.4	58.2										
Top Speed [km/h]	68.5	68.5	65.7	62.9	60.2										
Avg. Dist. to Rail [m]	3.4	2.4	1.4	1.1	0.3										
Avg. Stride Freq. [Hz]	2.5	2.6	2.5	2.4	2.4										
Avg. Stride Length [m]	6.0	7.0	7.1	7.1	6.7										





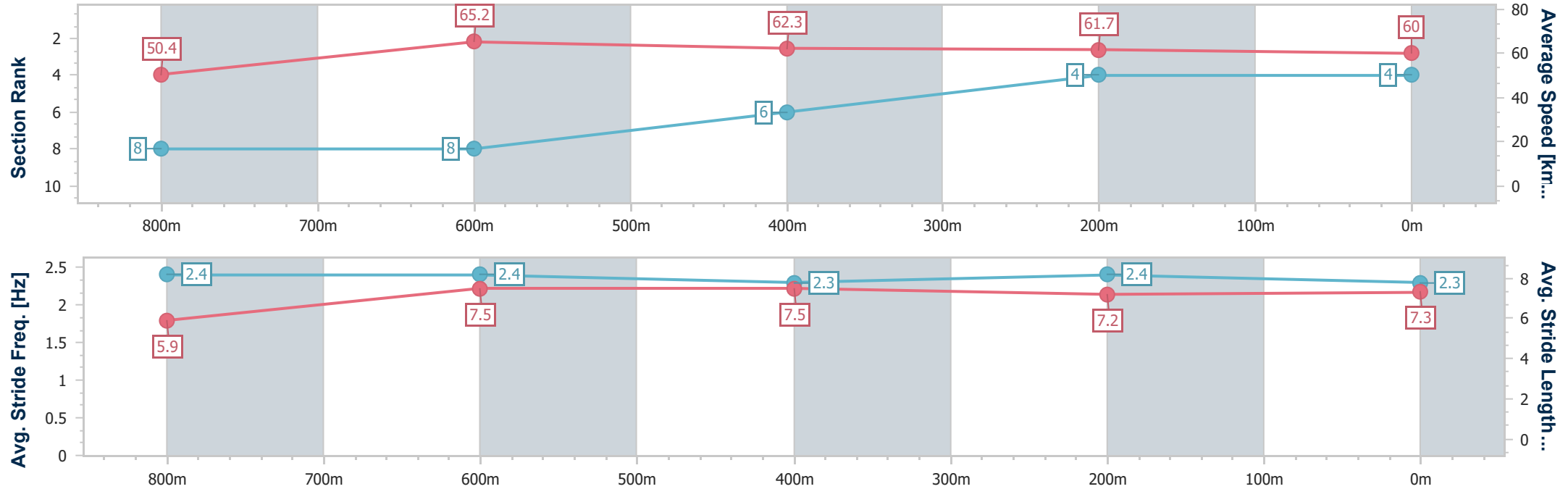
Horse/Jockey Name	Wanted Hillbilly
Final Rank	4
Fastest Section Time (Section)	0:10.95 (800m)
Top Speed [km/h] (Section)	67.7 (800m)
Race State	Finished



Toowoomba QLD Professional
Race 1: PLATINUM GLASS & SECURITY QTIS Two-Year-Old
Maiden Handicap - 1000m
01 March 2025 - 17:21
Track Rating: Good 4, Weather: Windy, Rail Position: +3m 800m-
400m; +5m Remainder



Section	Overall	800m	600m	400m	200m										
Section Times	1:00.44 [4] (0:14.30)	0:46.14 [8] (0:10.95)	0:35.19 [8] (0:11.53)	0:23.66 [6] (0:11.70)	0:11.96 [4] (0:11.96)										
Average Speed [km/h]	50.4	65.2	62.3	61.7	60.0										
Top Speed [km/h]	67.2	67.7	65.4	63.8	60.9										
Avg. Dist. to Rail [m]	1.8	1.3	0.9	1.2	0.9										
Avg. Stride Freq. [Hz]	2.4	2.4	2.3	2.4	2.3										
Avg. Stride Length [m]	5.9	7.5	7.5	7.2	7.3										





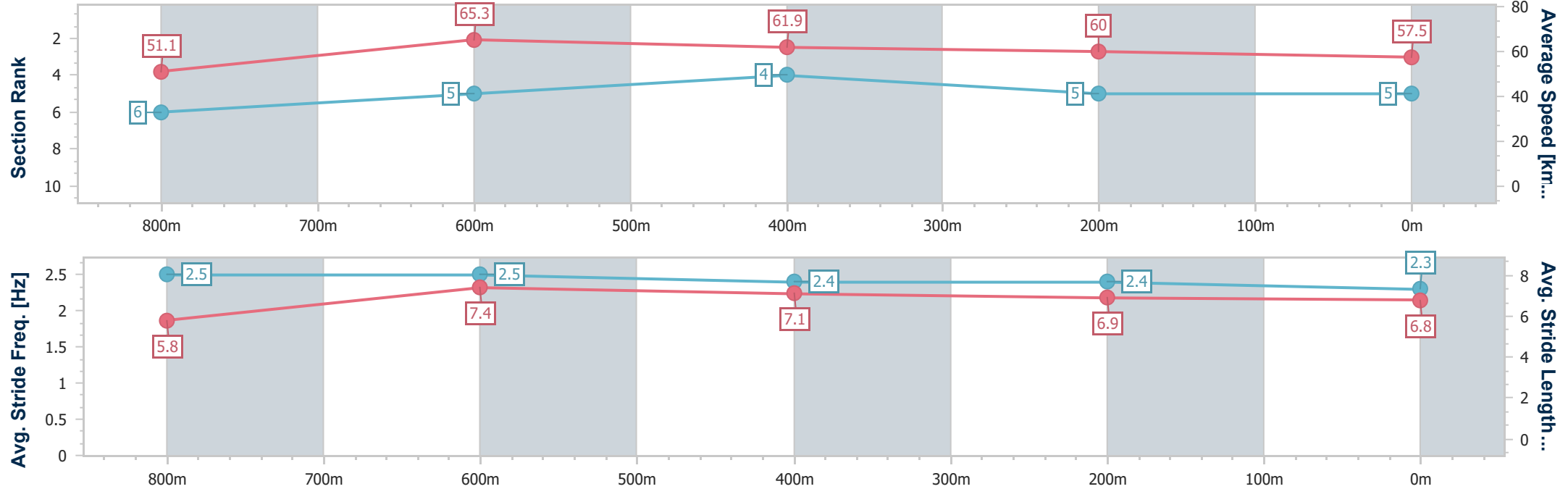
Horse/Jockey Name	Babushka Doll
Final Rank	5
Fastest Section Time (Section)	0:10.98 (800m)
Top Speed [km/h] (Section)	67.0 (800m)
Race State	Finished



Toowoomba QLD Professional
Race 1: PLATINUM GLASS & SECURITY QTIS Two-Year-Old
Maiden Handicap - 1000m
01 March 2025 - 17:21
Track Rating: Good 4, Weather: Windy, Rail Position: +3m 800m-
400m; +5m Remainder



Section	Overall	800m	600m	400m	200m										
Section Times	1:01.11 [5] (0:14.10)	0:47.01 [6] (0:10.98)	0:36.03 [5] (0:11.56)	0:24.47 [4] (0:11.98)	0:12.49 [5] (0:12.49)										
Average Speed [km/h]	51.1	65.3	61.9	60.0	57.5										
Top Speed [km/h]	65.7	67.0	65.6	61.4	59.7										
Avg. Dist. to Rail [m]	1.8	1.0	0.9	1.0	1.3										
Avg. Stride Freq. [Hz]	2.5	2.5	2.4	2.4	2.3										
Avg. Stride Length [m]	5.8	7.4	7.1	6.9	6.8										





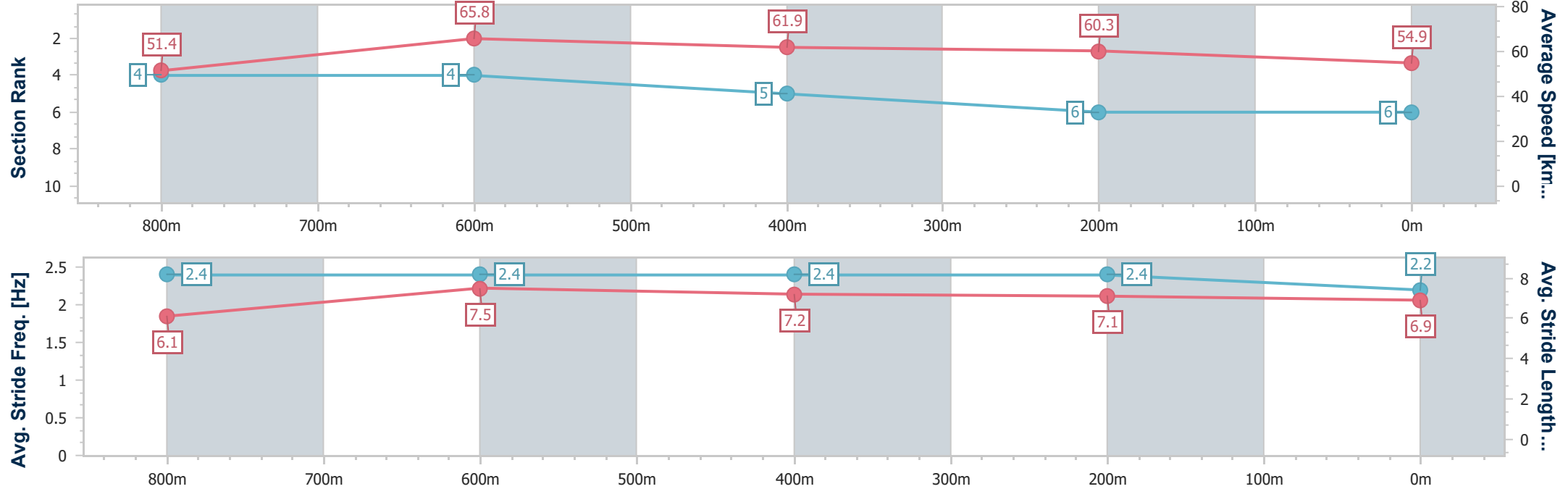
Horse/Jockey Name	Okanui
Final Rank	6
Fastest Section Time (Section)	0:11.01 (800m)
Top Speed [km/h] (Section)	66.9 (800m)
Race State	Finished



Toowoomba QLD Professional
Race 1: PLATINUM GLASS & SECURITY QTIS Two-Year-Old
Maiden Handicap - 1000m
01 March 2025 - 17:21
Track Rating: Good 4, Weather: Windy, Rail Position: +3m 800m-
400m; +5m Remainder



Section	Overall	800m	600m	400m	200m										
Section Times	1:01.84 [6] (0:14.06)	0:47.78 [4] (0:11.01)	0:36.77 [4] (0:11.68)	0:25.09 [5] (0:11.94)	0:13.15 [6] (0:13.15)										
Average Speed [km/h]	51.4	65.8	61.9	60.3	54.9										
Top Speed [km/h]	65.9	66.9	65.9	62.2	58.5										
Avg. Dist. to Rail [m]	3.1	1.2	1.3	0.7	0.3										
Avg. Stride Freq. [Hz]	2.4	2.4	2.4	2.4	2.2										
Avg. Stride Length [m]	6.1	7.5	7.2	7.1	6.9										





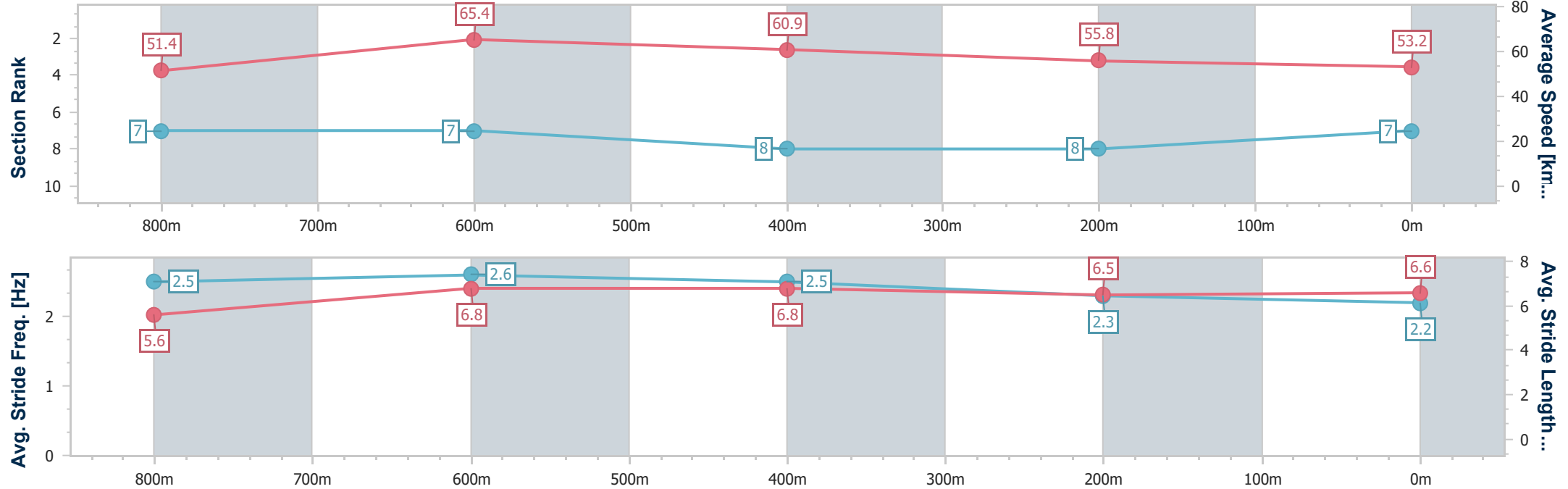
Horse/Jockey Name	Braidwood Rose
Final Rank	7
Fastest Section Time (Section)	0:11.10 (800m)
Top Speed [km/h] (Section)	66.5 (800m)
Race State	Finished



Toowoomba QLD Professional
Race 1: PLATINUM GLASS & SECURITY QTIS Two-Year-Old
Maiden Handicap - 1000m
01 March 2025 - 17:21
Track Rating: Good 4, Weather: Windy, Rail Position: +3m 800m-
400m; +5m Remainder



Section	Overall	800m	600m	400m	200m										
Section Times	1:03.58 [7] (0:14.15)	0:49.43 [7] (0:11.10)	0:38.33 [7] (0:11.88)	0:26.45 [8] (0:12.91)	0:13.54 [8] (0:13.54)										
Average Speed [km/h]	51.4	65.4	60.9	55.8	53.2										
Top Speed [km/h]	65.4	66.5	63.6	57.5	54.4										
Avg. Dist. to Rail [m]	5.1	2.3	1.1	0.5	0.4										
Avg. Stride Freq. [Hz]	2.5	2.6	2.5	2.3	2.2										
Avg. Stride Length [m]	5.6	6.8	6.8	6.5	6.6										





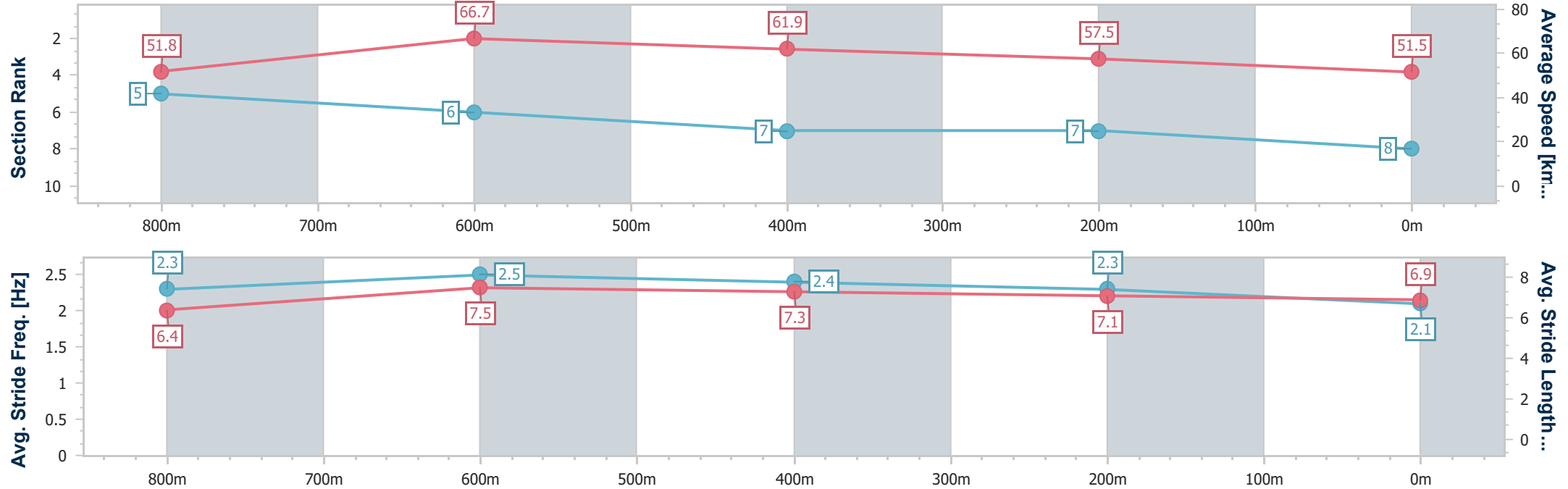
Horse/Jockey Name	Mishani Impact
Final Rank	8
Fastest Section Time (Section)	0:11.04 (800m)
Top Speed [km/h] (Section)	67.3 (800m)
Race State	Finished



Toowoomba QLD Professional
Race 1: PLATINUM GLASS & SECURITY QTIS Two-Year-Old
Maiden Handicap - 1000m
01 March 2025 - 17:21
Track Rating: Good 4, Weather: Windy, Rail Position: +3m 800m-
400m; +5m Remainder



Section	Overall	800m	600m	400m	200m								
Section Times	1:03.61 [8] (0:14.10)	0:49.51 [5] (0:11.04)	0:38.47 [6] (0:11.88)	0:26.59 [7] (0:12.58)	0:14.01 [7] (0:14.01)								
Average Speed [km/h]	51.8	66.7	61.9	57.5	51.5								
Top Speed [km/h]	66.7	67.3	66.5	59.8	55.9								
Avg. Dist. to Rail [m]	6.2	6.4	4.2	1.7	0.2								
Avg. Stride Freq. [Hz]	2.3	2.5	2.4	2.3	2.1								
Avg. Stride Length [m]	6.4	7.5	7.3	7.1	6.9								





Toowoomba QLD Professional
Race 2: GARDEN CITY ROTARY CLUB BENCHMARK 70 Handicap -
1300m

01 March 2025 - 17:58



Track Rating: Good 4, Weather: Windy, Rail Position: +3m 800m-400m; +5m Remainder

Section					Overall	1200m	1000m	800m	600m	400m	Last 600m		
Field Times					1:18.19 (0:08.02)	1:10.17 (0:11.19)	0:58.98 (0:11.54)	0:47.44 (0:11.62)	0:35.82 (0:11.64)	0:24.18 (0:11.79)	0:35.82		
Rank	TAB	Horse/Jockey	Barrier	Top Speed [km/h]	Fastest Section								Distance Travelled [m]
1	10	SILVER CITY	1	64.8	0:08.09	1:18.19 [1]	1:10.10 [2]	0:58.77 [3]	0:47.18 [3]	0:35.59 [3]	0:23.98 [2]	0:35.59	
		Kelsey Lenton		1200m	Overall	(0:08.09)	(0:11.33)	(0:11.59)	(0:11.59)	(0:11.61)	(0:11.74)		
2	7	ELECTED	8	65.5	0:08.02	1:18.36 [2]	1:10.34 [1]	0:59.15 [1]	0:47.61 [1]	0:35.99 [1]	0:24.35 [1]	0:35.99	+0
		Chris Whiteley		1200m	Overall	(0:08.02)	(0:11.19)	(0:11.54)	(0:11.62)	(0:11.64)	(0:11.79)		
3	1	MOKTAFFY	5	63.6	0:08.31	1:18.53 [3]	1:10.22 [6]	0:58.55 [6]	0:47.09 [6]	0:35.35 [7]	0:23.57 [7]	0:35.35	-1
		Cobi Vitler		1000m	Overall	(0:08.31)	(0:11.67)	(0:11.46)	(0:11.74)	(0:11.78)	(0:11.88)		
4	3	SATAY CHICKEN	7	64.8	0:08.74	1:18.63 [4]	1:09.89 [8]	0:57.85 [8]	0:46.41 [8]	0:35.14 [8]	0:23.66 [8]	0:35.14	+0
		Dan McGillivray		800m	Overall	(0:08.74)	(0:12.04)	(0:11.44)	(0:11.27)	(0:11.48)	(0:11.79)		
5	9	VIENNAWAITSFORYOU	3	63.7	0:08.29	1:19.00 [5]	1:10.71 [4]	0:59.26 [5]	0:47.68 [5]	0:36.11 [5]	0:24.38 [4]	0:36.11	-5
		Justin Stanley		1200m	Overall	(0:08.29)	(0:11.45)	(0:11.58)	(0:11.57)	(0:11.73)	(0:11.96)		
6	2	NEVER GIVE UP	6	64.2	0:08.45	1:19.50 [6]	1:11.05 [7]	0:59.50 [7]	0:48.02 [7]	0:36.44 [6]	0:24.71 [6]	0:36.44	+2
		Les Tilley		1000m	Overall	(0:08.45)	(0:11.55)	(0:11.48)	(0:11.58)	(0:11.73)	(0:12.12)		
7	11	DEMON DELIVERA	2	66.7	0:08.25	1:20.42 [7]	1:12.17 [3]	1:01.03 [2]	0:49.51 [2]	0:37.89 [2]	0:26.00 [3]	0:37.89	+1
		Kenji Yoshida		1200m	Overall	(0:08.25)	(0:11.14)	(0:11.52)	(0:11.62)	(0:11.89)	(0:12.60)		
8	4	UNLEASH	4	64.1	0:08.31	1:20.98 [8]	1:12.67 [5]	1:01.25 [4]	0:49.73 [4]	0:38.16 [4]	0:26.30 [5]	0:38.16	+1
		Nozi Tomizawa		1200m	Overall	(0:08.31)	(0:11.42)	(0:11.52)	(0:11.57)	(0:11.86)	(0:12.62)		

Scratched: Maurice's Medad (#5), Sukhbir (#8), Inlanda (#12), Badgers Nuts (#6)



Toowoomba QLD Professional
Race 2: GARDEN CITY ROTARY CLUB BENCHMARK 70 Handicap -
1300m

01 March 2025 - 17:58



Track Rating: Good 4, Weather: Windy, Rail Position: +3m 800m-400m; +5m Remainder

Section		200m					Last 600m		
Field Times		0:12.39 (0:12.39)					0:35.82		
Rank	TAB	Horse/Jockey	Barrier	Top Speed [km/h]	Fastest Section	Margin		Distance Travelled [m]	
1	10	SILVER CITY	1	64.8	0:08.09	0:12.24 [2]	1:18.19	0:35.59	
		Kelsey Lenton		1200m	Overall	(0:12.24)			
2	7	ELECTED	8	65.5	0:08.02	0:12.56 [1]	1L	0:35.99	+0
		Chris Whiteley		1200m	Overall	(0:12.56)			
3	1	MOKTAFFY	5	63.6	0:08.31	0:11.69 [5]	1.8L	0:35.35	-1
		Cobi Vitler		1000m	Overall	(0:11.69)			
4	3	SATAY CHICKEN	7	64.8	0:08.74	0:11.87 [4]	2.3L	0:35.14	+0
		Dan McGillivray		800m	Overall	(0:11.87)			
5	9	VIENNAWAITSFORYOU	3	63.7	0:08.29	0:12.42 [3]	4.3L	0:36.11	-5
		Justin Stanley		1200m	Overall	(0:12.42)			
6	2	NEVER GIVE UP	6	64.2	0:08.45	0:12.59 [6]	7.1L	0:36.44	+2
		Les Tilley		1000m	Overall	(0:12.59)			
7	11	DEMON DELIVERA	2	66.7	0:08.25	0:13.40 [7]	12.4L	0:37.89	+1
		Kenji Yoshida		1200m	Overall	(0:13.40)			
8	4	UNLEASH	4	64.1	0:08.31	0:13.68 [8]	15.7L	0:38.16	+1
		Nozi Tomizawa		1200m	Overall	(0:13.68)			

Scratched: Maurice's Medad (#5), Sukhbir (#8), Inlanda (#12), Badgers Nuts (#6)



Horse/Jockey Name	Silver City
Final Rank	1
Fastest Section Time (Section)	0:08.09 (Overall)
Top Speed [km/h] (Section)	64.8 (1200m)
Race State	Finished



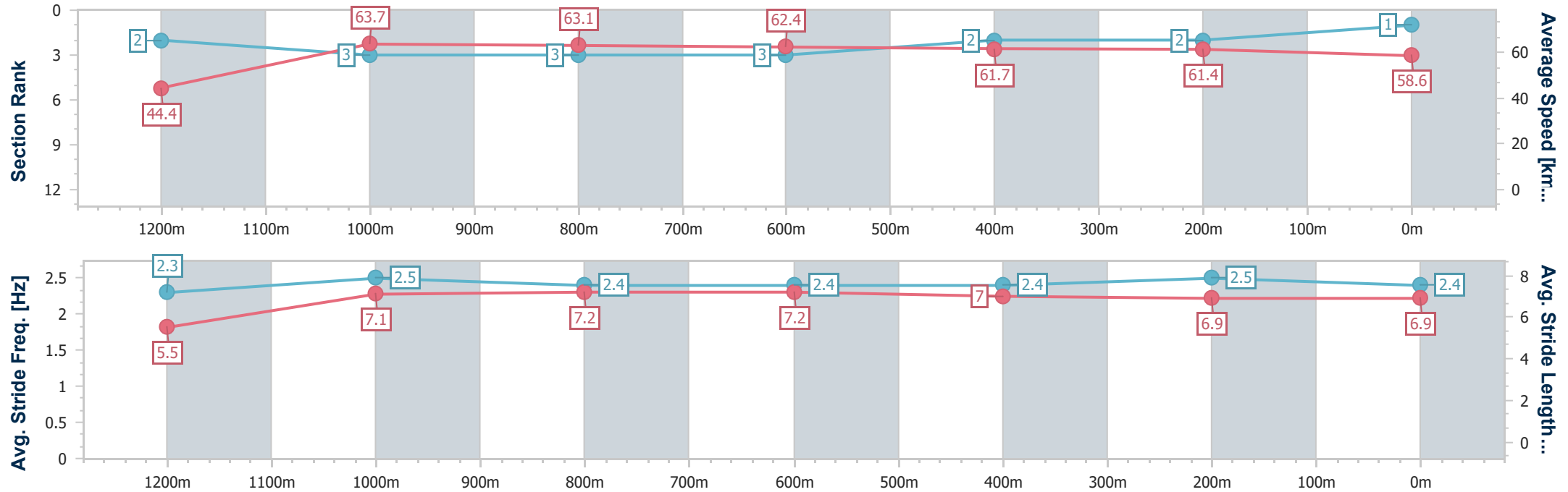
Toowoomba QLD Professional
Race 2: GARDEN CITY ROTARY CLUB BENCHMARK 70
Handicap - 1300m



01 March 2025 - 17:58

Track Rating: Good 4, Weather: Windy, Rail Position: +3m 800m-400m; +5m Remainder

Section	Overall	1200m	1000m	800m	600m	400m	200m						
Section Times	1:18.19 [1] (0:08.09)	1:10.10 [2] (0:11.33)	0:58.77 [3] (0:11.59)	0:47.18 [3] (0:11.59)	0:35.59 [3] (0:11.61)	0:23.98 [2] (0:11.74)	0:12.24 [2] (0:12.24)						
Average Speed [km/h]	44.4	63.7	63.1	62.4	61.7	61.4	58.6						
Top Speed [km/h]	61.2	64.8	64.3	63.6	62.5	62.1	60.6						
Avg. Dist. to Rail [m]	2.7	1.9	3.4	1.1	1.0	0.7	0.9						
Avg. Stride Freq. [Hz]	2.3	2.5	2.4	2.4	2.4	2.5	2.4						
Avg. Stride Length [m]	5.5	7.1	7.2	7.2	7.0	6.9	6.9						



- [] Ranking at each section and finish
- .-.- No data available at this section
- NA No data available



Horse/Jockey Name	Elected
Final Rank	2
Fastest Section Time (Section)	0:08.02 (Overall)
Top Speed [km/h] (Section)	65.5 (1200m)
Race State	Finished



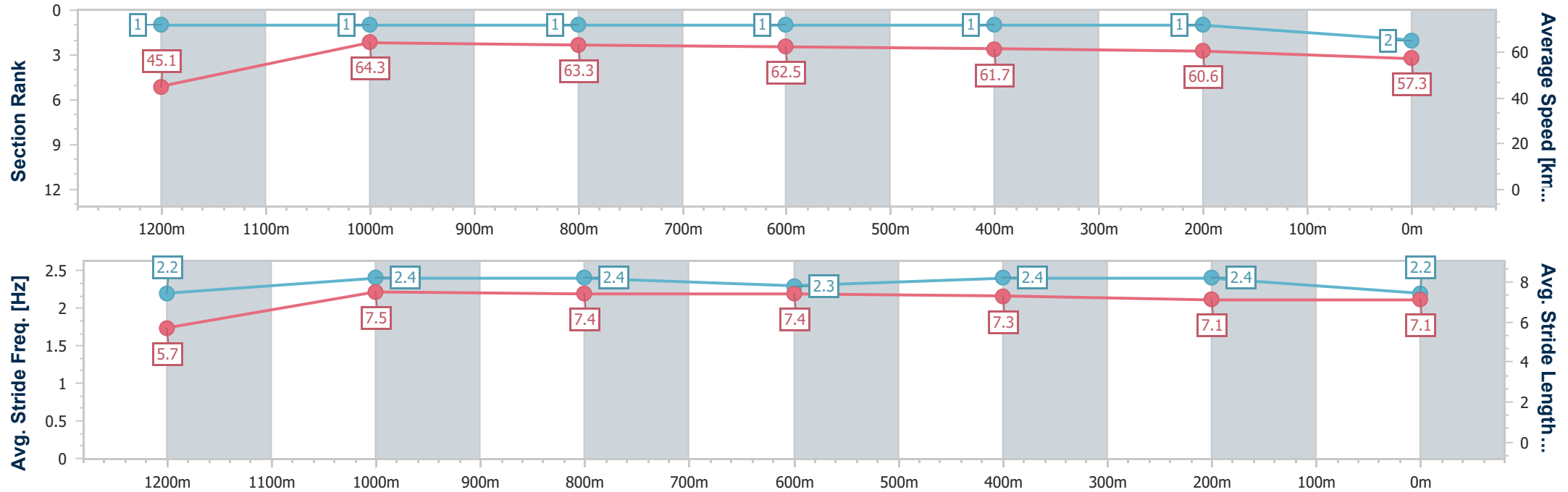
Toowoomba QLD Professional
Race 2: GARDEN CITY ROTARY CLUB BENCHMARK 70
Handicap - 1300m



01 March 2025 - 17:58

Track Rating: Good 4, Weather: Windy, Rail Position: +3m 800m-400m; +5m Remainder

Section	Overall	1200m	1000m	800m	600m	400m	200m						
Section Times	1:18.36 [2] (0:08.02)	1:10.34 [1] (0:11.19)	0:59.15 [1] (0:11.54)	0:47.61 [1] (0:11.62)	0:35.99 [1] (0:11.64)	0:24.35 [1] (0:11.79)	0:12.56 [1] (0:12.56)						
Average Speed [km/h]	45.1	64.3	63.3	62.5	61.7	60.6	57.3						
Top Speed [km/h]	63.5	65.5	65.1	63.9	63.2	61.9	60.2						
Avg. Dist. to Rail [m]	9.3	3.6	3.2	2.4	1.1	1.3	0.7						
Avg. Stride Freq. [Hz]	2.2	2.4	2.4	2.3	2.4	2.4	2.2						
Avg. Stride Length [m]	5.7	7.5	7.4	7.4	7.3	7.1	7.1						



- [] Ranking at each section and finish
- .-.- No data available at this section
- NA No data available



Horse/Jockey Name	Moktaffy
Final Rank	3
Fastest Section Time (Section)	0:08.31 (Overall)
Top Speed [km/h] (Section)	63.6 (1000m)
Race State	Finished



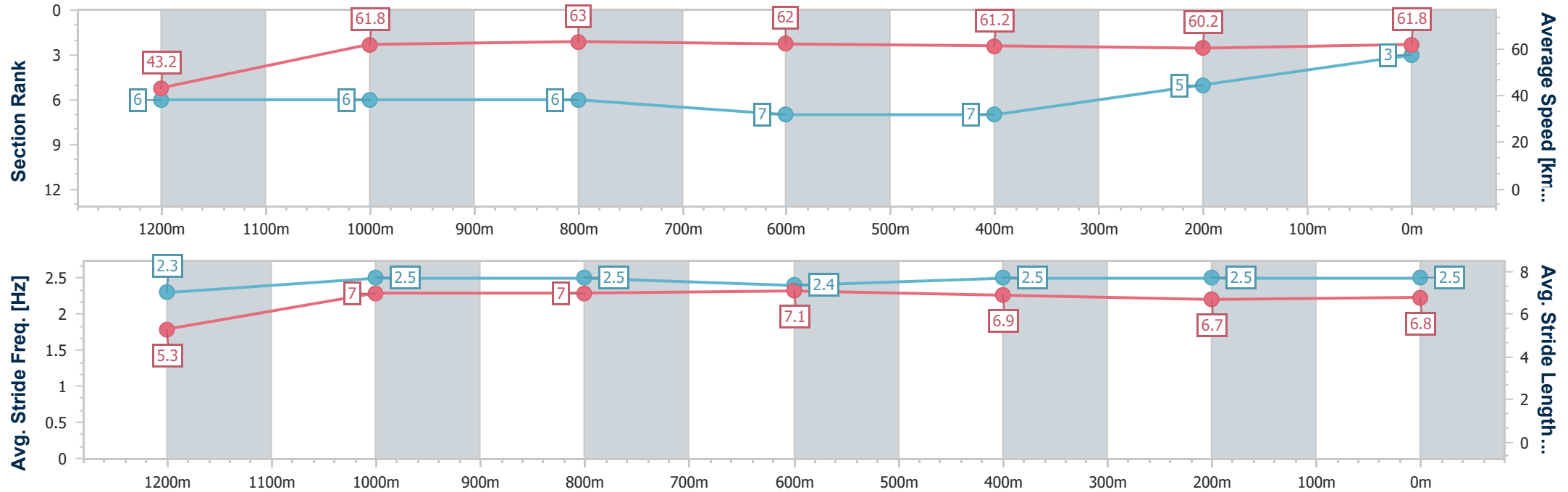
Toowoomba QLD Professional
Race 2: GARDEN CITY ROTARY CLUB BENCHMARK 70
Handicap - 1300m



01 March 2025 - 17:58

Track Rating: Good 4, Weather: Windy, Rail Position: +3m 800m-400m; +5m Remainder

Section	Overall	1200m	1000m	800m	600m	400m	200m						
Section Times	1:18.53 [3] (0:08.31)	1:10.22 [6] (0:11.67)	0:58.55 [6] (0:11.46)	0:47.09 [6] (0:11.74)	0:35.35 [7] (0:11.78)	0:23.57 [7] (0:11.88)	0:11.69 [5] (0:11.69)						
Average Speed [km/h]	43.2	61.8	63.0	62.0	61.2	60.2	61.8						
Top Speed [km/h]	58.0	63.1	63.6	63.1	62.9	61.3	63.2						
Avg. Dist. to Rail [m]	4.9	1.5	1.7	2.3	1.2	0.8	1.1						
Avg. Stride Freq. [Hz]	2.3	2.5	2.5	2.4	2.5	2.5	2.5						
Avg. Stride Length [m]	5.3	7.0	7.0	7.1	6.9	6.7	6.8						



- [] Ranking at each section and finish
- .-.- No data available at this section
- NA No data available



Horse/Jockey Name	Satay Chicken
Final Rank	4
Fastest Section Time (Section)	0:08.74 (Overall)
Top Speed [km/h] (Section)	64.8 (800m)
Race State	Finished



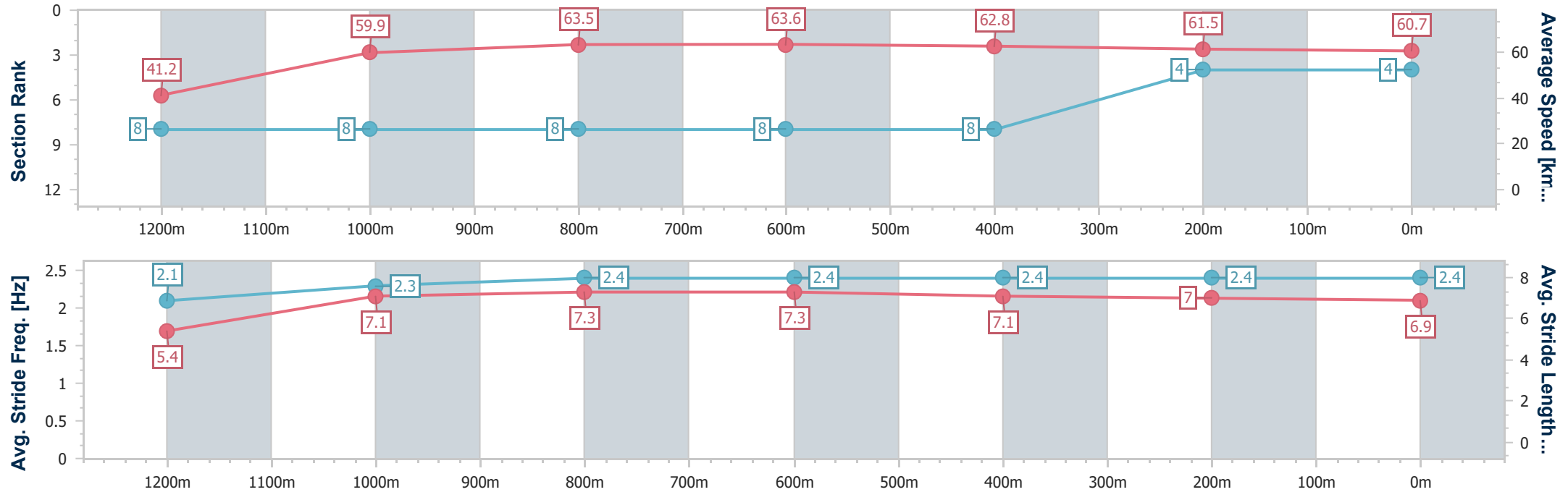
Toowoomba QLD Professional
Race 2: GARDEN CITY ROTARY CLUB BENCHMARK 70
Handicap - 1300m



01 March 2025 - 17:58

Track Rating: Good 4, Weather: Windy, Rail Position: +3m 800m-400m; +5m Remainder

Section	Overall	1200m	1000m	800m	600m	400m	200m						
Section Times	1:18.63 [4] (0:08.74)	1:09.89 [8] (0:12.04)	0:57.85 [8] (0:11.44)	0:46.41 [8] (0:11.27)	0:35.14 [8] (0:11.48)	0:23.66 [8] (0:11.79)	0:11.87 [4] (0:11.87)						
Average Speed [km/h]	41.2	59.9	63.5	63.6	62.8	61.5	60.7						
Top Speed [km/h]	55.4	62.7	64.3	64.8	64.1	62.8	62.0						
Avg. Dist. to Rail [m]	8.0	2.2	1.4	0.2	0.5	3.8	6.1						
Avg. Stride Freq. [Hz]	2.1	2.3	2.4	2.4	2.4	2.4	2.4						
Avg. Stride Length [m]	5.4	7.1	7.3	7.3	7.1	7.0	6.9						



- [] Ranking at each section and finish
- .-.- No data available at this section
- NA No data available



Horse/Jockey Name	Viennawaitsforyou
Final Rank	5
Fastest Section Time (Section)	0:08.29 (Overall)
Top Speed [km/h] (Section)	63.7 (1200m)
Race State	Finished



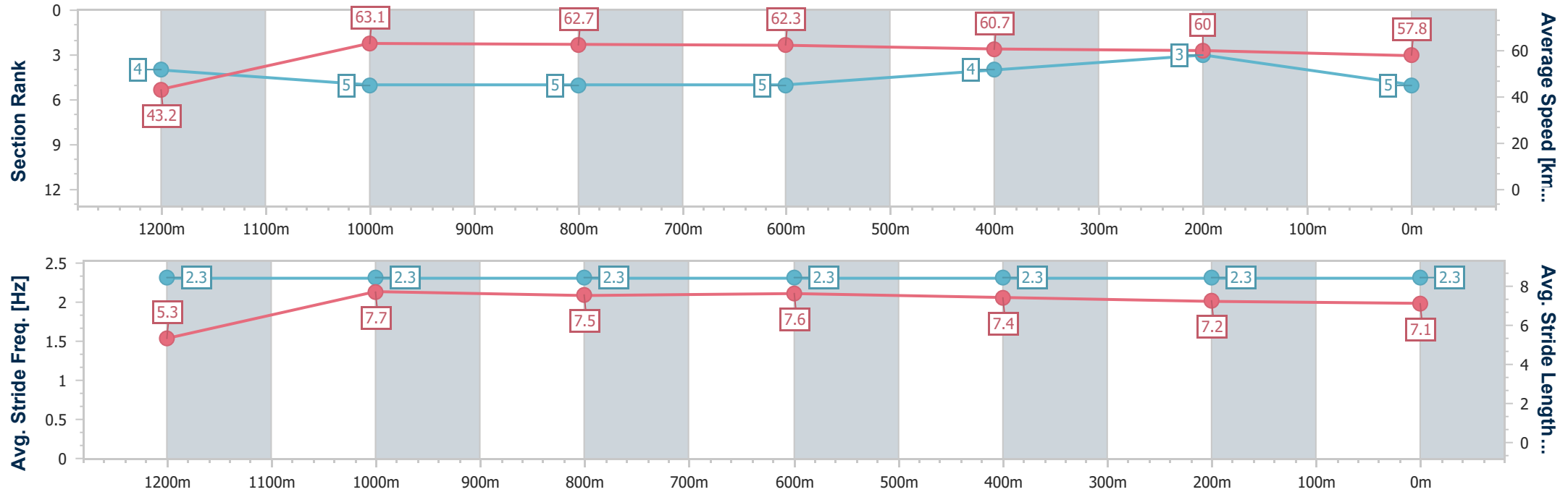
Toowoomba QLD Professional
Race 2: GARDEN CITY ROTARY CLUB BENCHMARK 70
Handicap - 1300m



01 March 2025 - 17:58

Track Rating: Good 4, Weather: Windy, Rail Position: +3m 800m-400m; +5m Remainder

Section	Overall	1200m	1000m	800m	600m	400m	200m						
Section Times	1:19.00 [5] (0:08.29)	1:10.71 [4] (0:11.45)	0:59.26 [5] (0:11.58)	0:47.68 [5] (0:11.57)	0:36.11 [5] (0:11.73)	0:24.38 [4] (0:11.96)	0:12.42 [3] (0:12.42)						
Average Speed [km/h]	43.2	63.1	62.7	62.3	60.7	60.0	57.8						
Top Speed [km/h]	60.9	63.7	63.7	63.0	62.3	60.4	59.5						
Avg. Dist. to Rail [m]	5.1	2.9	2.5	0.3	1.6	1.7	0.9						
Avg. Stride Freq. [Hz]	2.3	2.3	2.3	2.3	2.3	2.3	2.3						
Avg. Stride Length [m]	5.3	7.7	7.5	7.6	7.4	7.2	7.1						





Horse/Jockey Name	Never Give Up
Final Rank	6
Fastest Section Time (Section)	0:08.45 (Overall)
Top Speed [km/h] (Section)	64.2 (1000m)
Race State	Finished



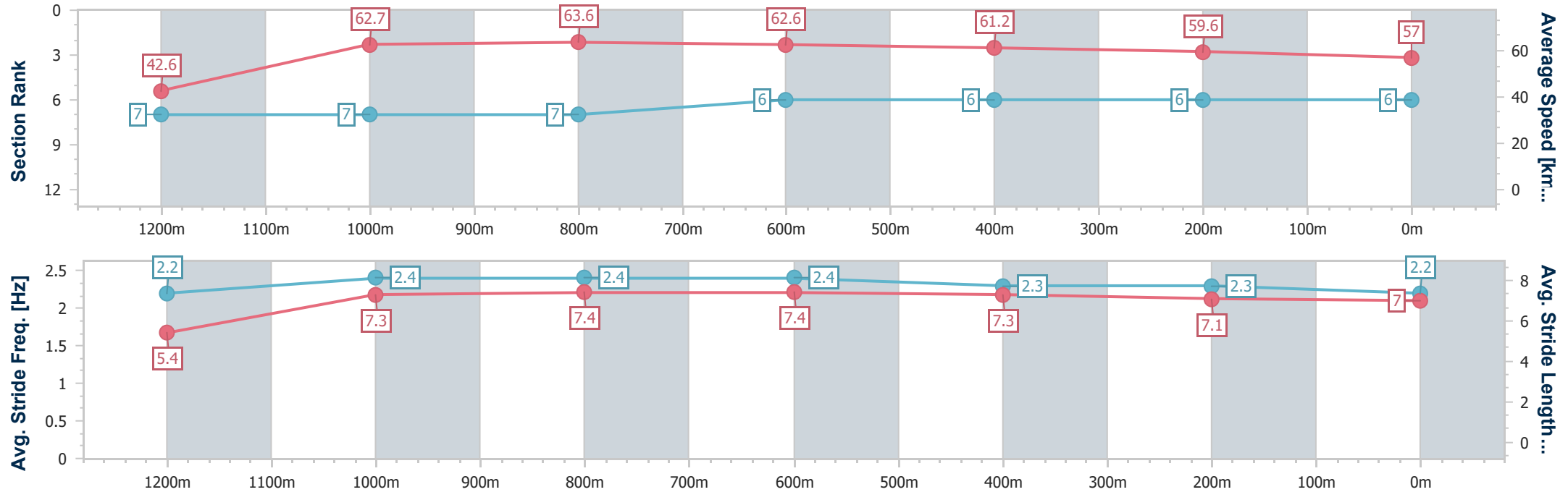
Toowoomba QLD Professional
Race 2: GARDEN CITY ROTARY CLUB BENCHMARK 70
Handicap - 1300m



01 March 2025 - 17:58

Track Rating: Good 4, Weather: Windy, Rail Position: +3m 800m-400m; +5m Remainder

Section	Overall	1200m	1000m	800m	600m	400m	200m						
Section Times	1:19.50 [6] (0:08.45)	1:11.05 [7] (0:11.55)	0:59.50 [7] (0:11.48)	0:48.02 [7] (0:11.58)	0:36.44 [6] (0:11.73)	0:24.71 [6] (0:12.12)	0:12.59 [6] (0:12.59)						
Average Speed [km/h]	42.6	62.7	63.6	62.6	61.2	59.6	57.0						
Top Speed [km/h]	60.4	64.1	64.2	64.0	63.1	60.9	59.7						
Avg. Dist. to Rail [m]	8.3	4.2	3.9	1.8	0.3	2.1	1.2						
Avg. Stride Freq. [Hz]	2.2	2.4	2.4	2.4	2.3	2.3	2.2						
Avg. Stride Length [m]	5.4	7.3	7.4	7.4	7.3	7.1	7.0						



- [] Ranking at each section and finish
- .-.- No data available at this section
- NA No data available



Horse/Jockey Name	Demon Delivera
Final Rank	7
Fastest Section Time (Section)	0:08.25 (Overall)
Top Speed [km/h] (Section)	66.7 (1200m)
Race State	Finished



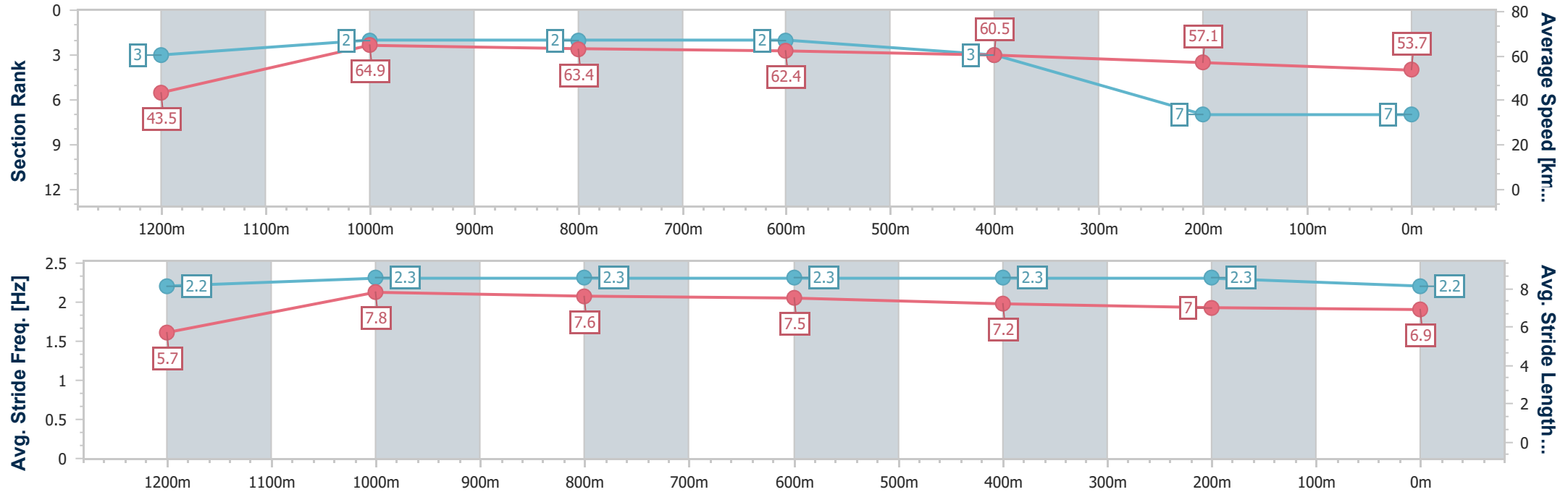
Toowoomba QLD Professional
Race 2: GARDEN CITY ROTARY CLUB BENCHMARK 70
Handicap - 1300m



01 March 2025 - 17:58

Track Rating: Good 4, Weather: Windy, Rail Position: +3m 800m-400m; +5m Remainder

Section	Overall	1200m	1000m	800m	600m	400m	200m						
Section Times	1:20.42 [7] (0:08.25)	1:12.17 [3] (0:11.14)	1:01.03 [2] (0:11.52)	0:49.51 [2] (0:11.62)	0:37.89 [2] (0:11.89)	0:26.00 [3] (0:12.60)	0:13.40 [7] (0:13.40)						
Average Speed [km/h]	43.5	64.9	63.4	62.4	60.5	57.1	53.7						
Top Speed [km/h]	62.8	66.7	64.7	63.6	62.6	58.6	55.5						
Avg. Dist. to Rail [m]	5.9	4.0	4.2	2.3	1.1	0.7	0.3						
Avg. Stride Freq. [Hz]	2.2	2.3	2.3	2.3	2.3	2.3	2.2						
Avg. Stride Length [m]	5.7	7.8	7.6	7.5	7.2	7.0	6.9						





Horse/Jockey Name	Unleash
Final Rank	8
Fastest Section Time (Section)	0:08.31 (Overall)
Top Speed [km/h] (Section)	64.1 (1200m)
Race State	Finished



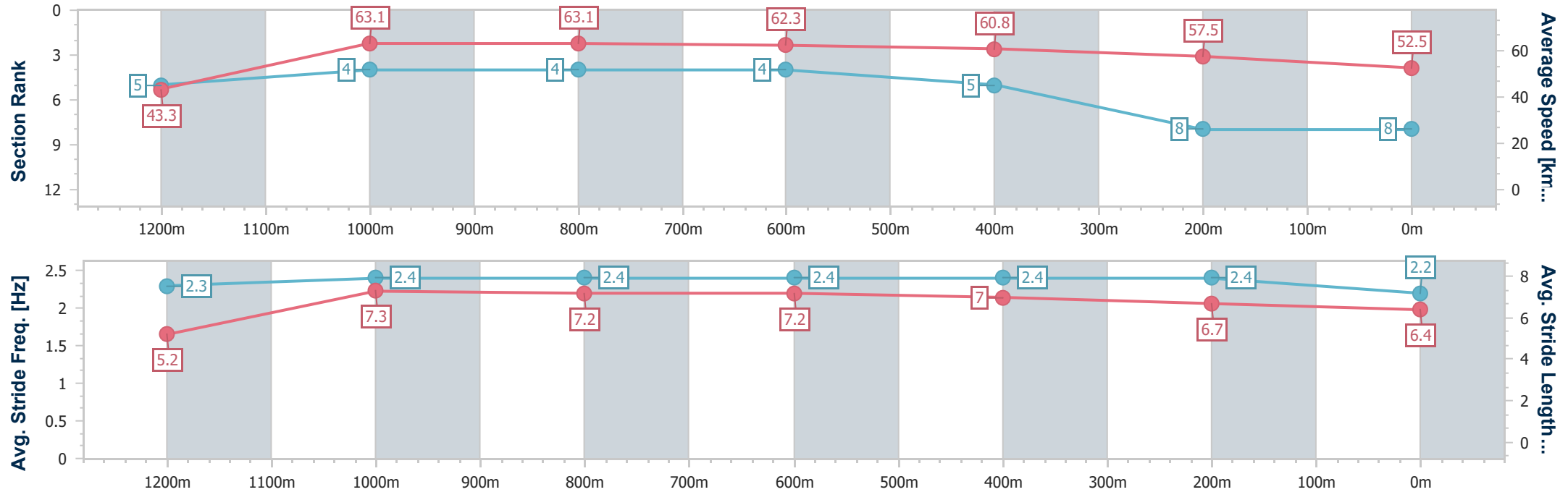
Toowoomba QLD Professional
Race 2: GARDEN CITY ROTARY CLUB BENCHMARK 70
Handicap - 1300m



01 March 2025 - 17:58

Track Rating: Good 4, Weather: Windy, Rail Position: +3m 800m-400m; +5m Remainder

Section	Overall	1200m	1000m	800m	600m	400m	200m						
Section Times	1:20.98 [8] (0:08.31)	1:12.67 [5] (0:11.42)	1:01.25 [4] (0:11.52)	0:49.73 [4] (0:11.57)	0:38.16 [4] (0:11.86)	0:26.30 [5] (0:12.62)	0:13.68 [8] (0:13.68)						
Average Speed [km/h]	43.3	63.1	63.1	62.3	60.8	57.5	52.5						
Top Speed [km/h]	61.2	64.1	64.0	63.2	62.8	60.4	54.5						
Avg. Dist. to Rail [m]	5.6	3.6	2.6	0.8	0.4	2.5	3.6						
Avg. Stride Freq. [Hz]	2.3	2.4	2.4	2.4	2.4	2.4	2.2						
Avg. Stride Length [m]	5.2	7.3	7.2	7.2	7.0	6.7	6.4						



- [] Ranking at each section and finish
- .-.- No data available at this section
- NA No data available



Toowoomba QLD Professional
Race 3: HAPPY 21ST MAC FLEGLER Class 2 Handicap - 1200m
01 March 2025 - 18:32



Track Rating: Good 4, Weather: Windy, Rail Position: +3m 800m-400m; +5m Remainder

Section		Overall				1000m	800m	600m	400m	200m	Last 600m		
Field Times		1:13.17 (0:14.05)				0:59.12 (0:11.20)	0:47.92 (0:11.65)	0:36.27 (0:11.88)	0:24.39 (0:12.13)	0:12.26 (0:12.26)	0:36.27		
Rank	TAB	Horse/Jockey	Barrier	Top Speed [km/h]	Fastest Section						Margin	Distance Travelled [m]	
1	10	MONAZEL	8	65.7	0:11.48	1:13.17 [1]	0:58.86 [4]	0:47.38 [6]	0:35.84 [6]	0:23.93 [6]	0:12.06 [5]	1:13.17	0:35.84
		Jackson Murphy		1000m	1000m	(0:14.31)	(0:11.48)	(0:11.54)	(0:11.91)	(0:11.87)	(0:12.06)		
2	5	BEEN A SECRET	3	67.7	0:11.20	1:13.21 [2]	0:59.16 [1]	0:47.96 [1]	0:36.31 [1]	0:24.43 [1]	0:12.30 [1]	0.2L	0:36.31 +2
		Les Tilley		1000m	1000m	(0:14.05)	(0:11.20)	(0:11.65)	(0:11.88)	(0:12.13)	(0:12.30)		
3	3	CHARMED PASSAGE	9	65.1	0:11.46	1:13.27 [3]	0:59.00 [3]	0:47.54 [5]	0:35.99 [5]	0:24.07 [4]	0:12.26 [2]	0.4L	0:35.99 +5
		Olivia Kendal		Overall	1000m	(0:14.27)	(0:11.46)	(0:11.55)	(0:11.92)	(0:11.81)	(0:12.26)		
4	11	JUBILANT	14	65.8	0:11.45	1:13.49 [4]	0:59.04 [6]	0:47.59 [8]	0:36.05 [8]	0:24.10 [8]	0:12.20 [7]	1.7L	0:36.05 +1
		Georgina Cartwright		1000m	1000m	(0:14.45)	(0:11.45)	(0:11.54)	(0:11.95)	(0:11.90)	(0:12.20)		
5	6	SAVVY BEE	6	66.5	0:11.24	1:13.57 [5]	0:58.85 [10]	0:47.61 [9]	0:36.13 [7]	0:24.35 [5]	0:12.45 [6]	2.1L	0:36.13 -3
		Cobi Vitler		1000m	1000m	(0:14.72)	(0:11.24)	(0:11.48)	(0:11.78)	(0:11.90)	(0:12.45)		
6	4	BUTT HEADS	11	67.5	0:11.16	1:13.75 [6]	0:59.30 [7]	0:48.14 [3]	0:36.55 [3]	0:24.67 [3]	0:12.65 [4]	3.1L	0:36.55 +3
		Nozi Tomizawa		1000m	1000m	(0:14.45)	(0:11.16)	(0:11.59)	(0:11.88)	(0:12.02)	(0:12.65)		
7	8	IS SWEET	10	65.8	0:11.48	1:13.83 [7]	0:59.45 [5]	0:47.97 [7]	0:36.36 [9]	0:24.40 [9]	0:12.29 [8]	3.5L	0:36.36 +2
		Kelsey Lenton		Overall	1000m	(0:14.38)	(0:11.48)	(0:11.61)	(0:11.96)	(0:12.11)	(0:12.29)		
8	14	DIVINE RENDEZVOUS	1	68.6	0:10.96	1:13.86 [8]	0:59.28 [8]	0:48.32 [2]	0:36.80 [2]	0:24.98 [2]	0:12.79 [3]	3.7L	0:36.80 -10
		Erin Molloy		1000m	1000m	(0:14.58)	(0:10.96)	(0:11.52)	(0:11.82)	(0:12.19)	(0:12.79)		
9	1	BOOM COURT	5	66.3	0:11.55	1:14.66 [9]	1:00.57 [2]	0:49.02 [4]	0:37.38 [4]	0:25.40 [7]	0:13.10 [9]	8.2L	0:37.38 +3
		Brandon Lerena		Overall	1000m	(0:14.09)	(0:11.55)	(0:11.64)	(0:11.98)	(0:12.30)	(0:13.10)		
10	12	ICY ISEA	7	64.8	0:11.45	1:14.67 [10]	0:59.98 [9]	0:48.53 [10]	0:37.07 [10]	0:25.09 [10]	0:12.92 [10]	8.3L	0:37.07 -1
		Hannah Richardson		800m	1000m	(0:14.69)	(0:11.45)	(0:11.46)	(0:11.98)	(0:12.17)	(0:12.92)		

Scratched: Ancient Mission (#7), Sonic Arrow (#9), Star Chance (#13), Rylov (#2)

Report Created: Sat 1 March 2025 18:53 GMT+10 (Note: Timing is based on position data)

Page 1/11

[] Ranking at each section and finish
-:-:- No data available at this section
NA No data available
SCN Saddle cloth number
DNF Did not finish
DNT Did not track

data processed by  TRIPLESDATA



Horse/Jockey Name	Monazel
Final Rank	1
Fastest Section Time (Section)	0:11.48 (1000m)
Top Speed [km/h] (Section)	65.7 (1000m)
Race State	Finished



Toowoomba QLD Professional

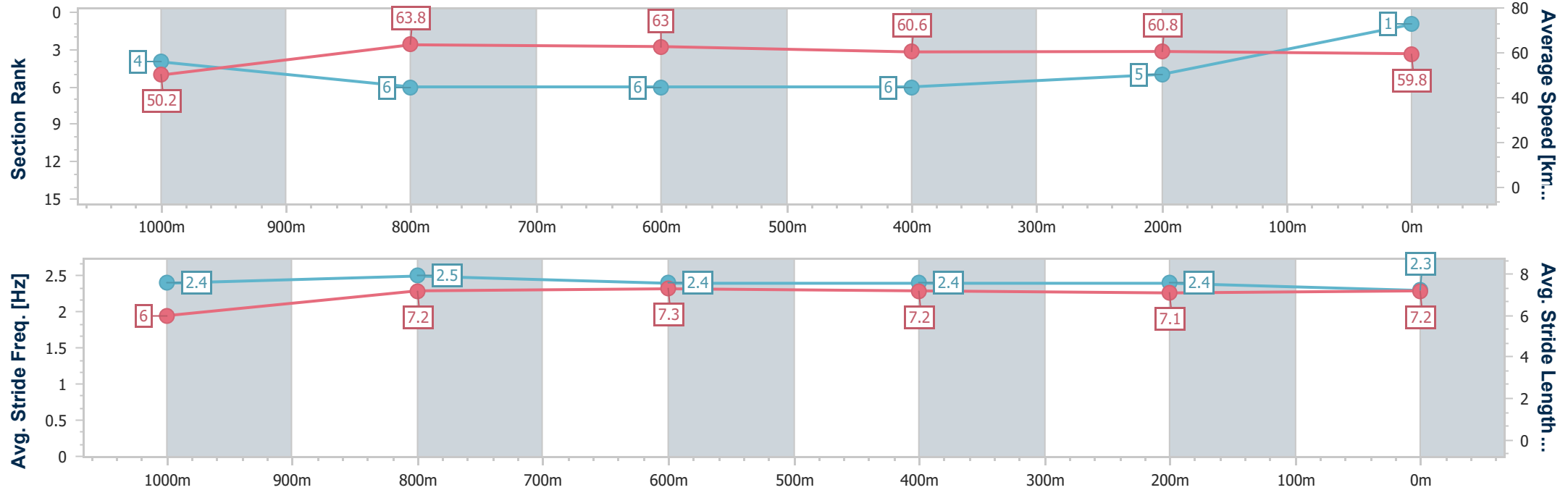
Race 3: HAPPY 21ST MAC FLEGLER Class 2 Handicap - 1200m



01 March 2025 - 18:32

Track Rating: Good 4, Weather: Windy, Rail Position: +3m 800m-400m; +5m Remainder

Section	Overall	1000m	800m	600m	400m	200m								
Section Times	1:13.17 [1] (0:14.31)	0:58.86 [4] (0:11.48)	0:47.38 [6] (0:11.54)	0:35.84 [6] (0:11.91)	0:23.93 [6] (0:11.87)	0:12.06 [5] (0:12.06)								
Average Speed [km/h]	50.2	63.8	63.0	60.6	60.8	59.8								
Top Speed [km/h]	64.1	65.7	64.0	61.4	61.7	61.1								
Avg. Dist. to Rail [m]	3.7	3.3	2.7	0.9	1.1	1.2								
Avg. Stride Freq. [Hz]	2.4	2.5	2.4	2.4	2.4	2.3								
Avg. Stride Length [m]	6.0	7.2	7.3	7.2	7.1	7.2								





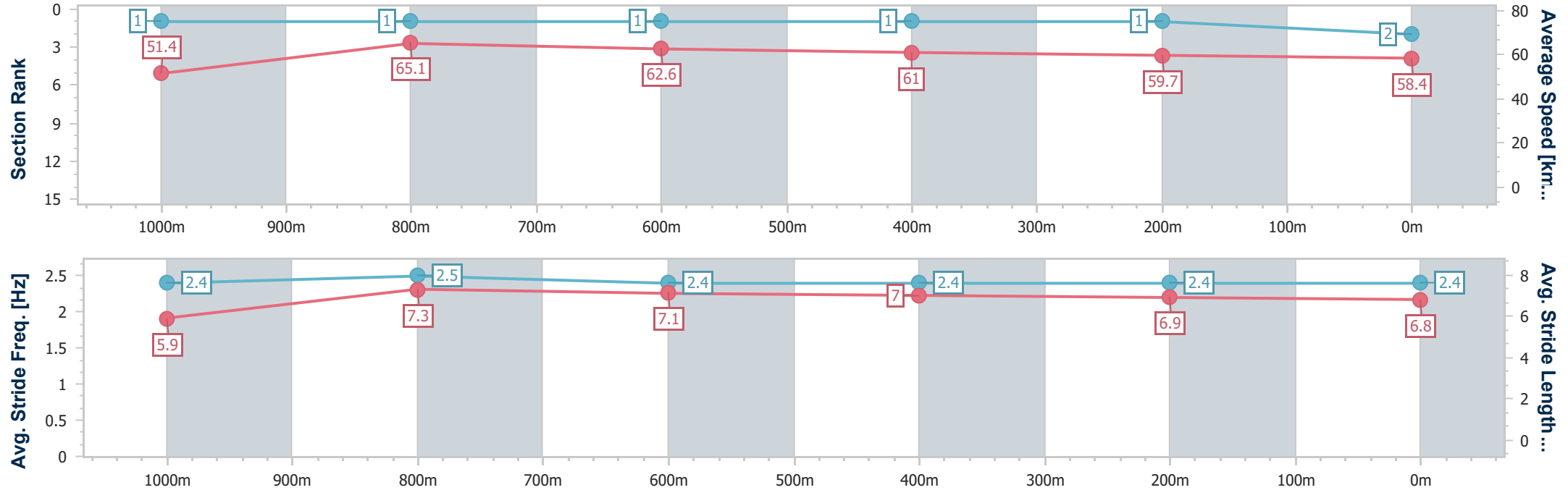
Horse/Jockey Name	Been A Secret
Final Rank	2
Fastest Section Time (Section)	0:11.20 (1000m)
Top Speed [km/h] (Section)	67.7 (1000m)
Race State	Finished



Toowoomba QLD Professional
Race 3: HAPPY 21ST MAC FLEGLER Class 2 Handicap - 1200m
01 March 2025 - 18:32
Track Rating: Good 4, Weather: Windy, Rail Position: +3m 800m-400m; +5m Remainder



Section	Overall	1000m	800m	600m	400m	200m								
Section Times	1:13.21 [2] (0:14.05)	0:59.16 [1] (0:11.20)	0:47.96 [1] (0:11.65)	0:36.31 [1] (0:11.88)	0:24.43 [1] (0:12.13)	0:12.30 [1] (0:12.30)								
Average Speed [km/h]	51.4	65.1	62.6	61.0	59.7	58.4								
Top Speed [km/h]	67.4	67.7	63.3	62.8	60.5	61.5								
Avg. Dist. to Rail [m]	3.6	3.5	3.7	1.5	1.3	0.8								
Avg. Stride Freq. [Hz]	2.4	2.5	2.4	2.4	2.4	2.4								
Avg. Stride Length [m]	5.9	7.3	7.1	7.0	6.9	6.8								





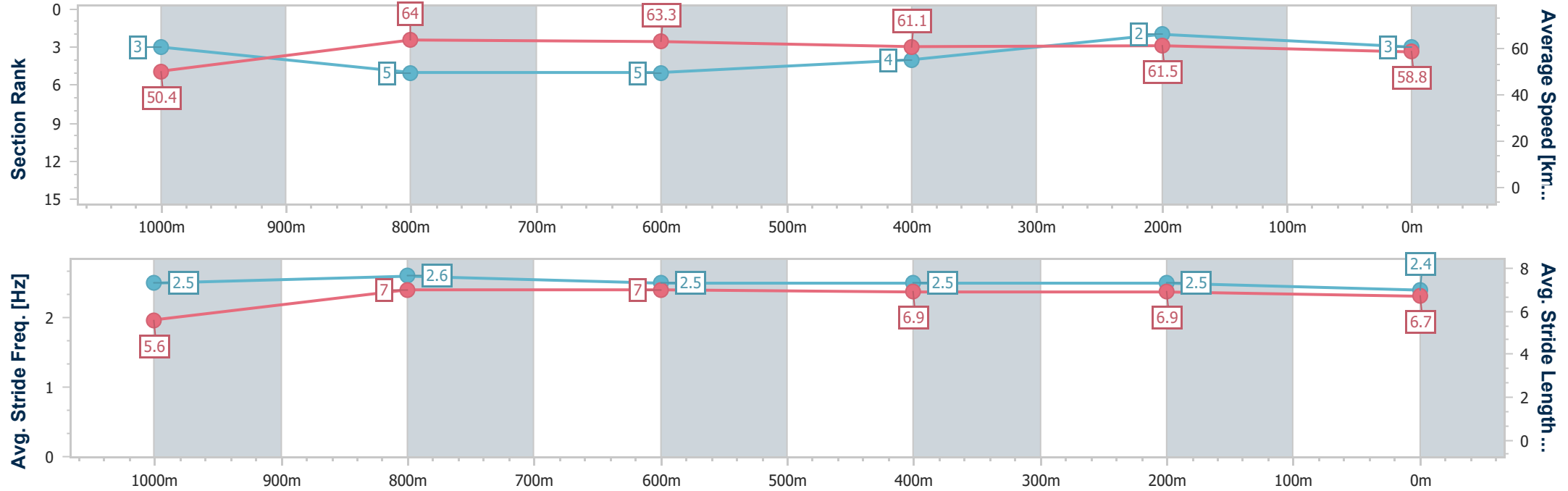
Horse/Jockey Name	Charmed Passage
Final Rank	3
Fastest Section Time (Section)	0:11.46 (1000m)
Top Speed [km/h] (Section)	65.1 (Overall)
Race State	Finished



Toowoomba QLD Professional
Race 3: HAPPY 21ST MAC FLEGLER Class 2 Handicap - 1200m
01 March 2025 - 18:32
Track Rating: Good 4, Weather: Windy, Rail Position: +3m 800m-400m; +5m Remainder



Section	Overall	1000m	800m	600m	400m	200m							
Section Times	1:13.27 [3] (0:14.27)	0:59.00 [3] (0:11.46)	0:47.54 [5] (0:11.55)	0:35.99 [5] (0:11.92)	0:24.07 [4] (0:11.81)	0:12.26 [2] (0:12.26)							
Average Speed [km/h]	50.4	64.0	63.3	61.1	61.5	58.8							
Top Speed [km/h]	65.1	65.0	64.7	61.6	62.2	60.8							
Avg. Dist. to Rail [m]	5.0	4.9	3.8	2.2	3.1	3.1							
Avg. Stride Freq. [Hz]	2.5	2.6	2.5	2.5	2.5	2.4							
Avg. Stride Length [m]	5.6	7.0	7.0	6.9	6.9	6.7							





Horse/Jockey Name	Jubilant
Final Rank	4
Fastest Section Time (Section)	0:11.45 (1000m)
Top Speed [km/h] (Section)	65.8 (1000m)
Race State	Finished



Toowoomba QLD Professional

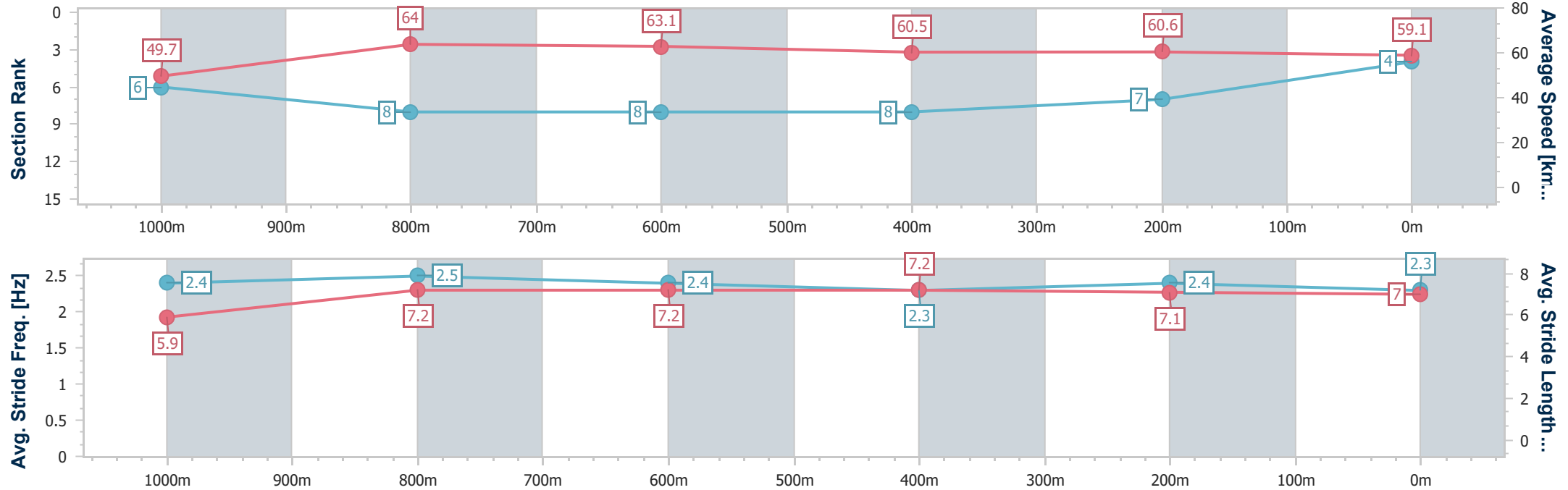
Race 3: HAPPY 21ST MAC FLEGLER Class 2 Handicap - 1200m

01 March 2025 - 18:32

Track Rating: Good 4, Weather: Windy, Rail Position: +3m 800m-400m; +5m Remainder



Section	Overall	1000m	800m	600m	400m	200m							
Section Times	1:13.49 [4] (0:14.45)	0:59.04 [6] (0:11.45)	0:47.59 [8] (0:11.54)	0:36.05 [8] (0:11.95)	0:24.10 [8] (0:11.90)	0:12.20 [7] (0:12.20)							
Average Speed [km/h]	49.7	64.0	63.1	60.5	60.6	59.1							
Top Speed [km/h]	64.1	65.8	64.3	61.6	61.6	60.4							
Avg. Dist. to Rail [m]	9.1	3.7	3.3	1.3	0.9	3.4							
Avg. Stride Freq. [Hz]	2.4	2.5	2.4	2.3	2.4	2.3							
Avg. Stride Length [m]	5.9	7.2	7.2	7.2	7.1	7.0							





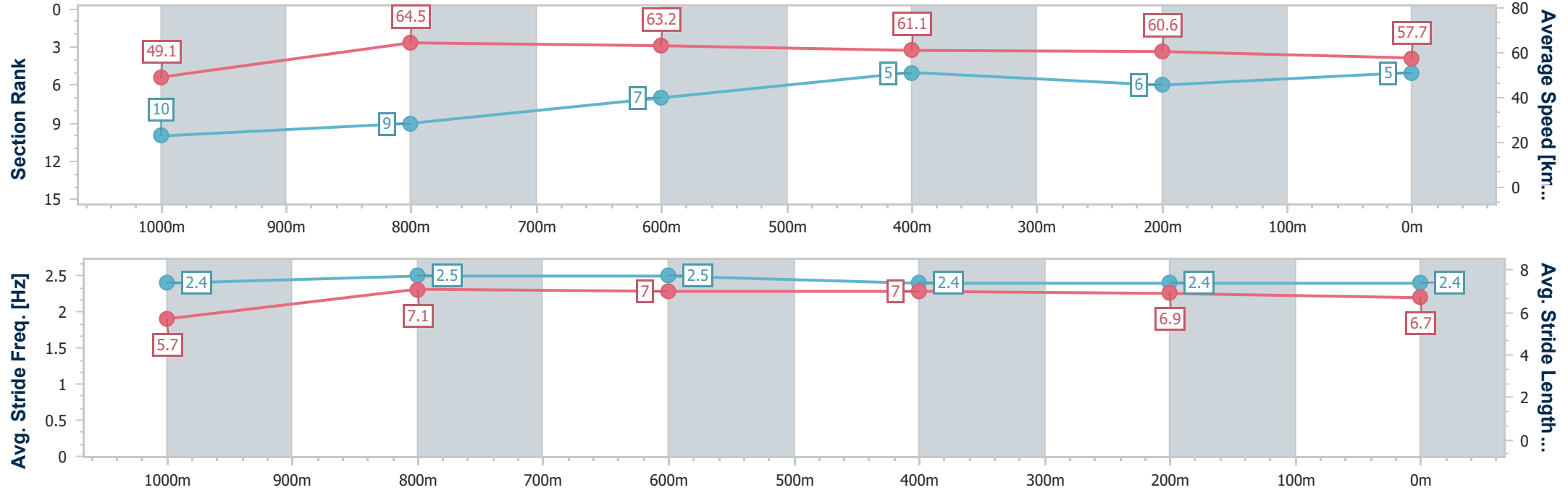
Horse/Jockey Name	Savvy Bee
Final Rank	5
Fastest Section Time (Section)	0:11.24 (1000m)
Top Speed [km/h] (Section)	66.5 (1000m)
Race State	Finished



Toowoomba QLD Professional
Race 3: HAPPY 21ST MAC FLEGLER Class 2 Handicap - 1200m
01 March 2025 - 18:32
Track Rating: Good 4, Weather: Windy, Rail Position: +3m 800m-400m; +5m Remainder



Section	Overall	1000m	800m	600m	400m	200m							
Section Times	1:13.57 [5] (0:14.72)	0:58.85 [10] (0:11.24)	0:47.61 [9] (0:11.48)	0:36.13 [7] (0:11.78)	0:24.35 [5] (0:11.90)	0:12.45 [6] (0:12.45)							
Average Speed [km/h]	49.1	64.5	63.2	61.1	60.6	57.7							
Top Speed [km/h]	66.0	66.5	64.0	63.3	61.5	60.0							
Avg. Dist. to Rail [m]	3.5	1.9	1.5	0.6	0.3	0.5							
Avg. Stride Freq. [Hz]	2.4	2.5	2.5	2.4	2.4	2.4							
Avg. Stride Length [m]	5.7	7.1	7.0	7.0	6.9	6.7							





Horse/Jockey Name	Butt Heads
Final Rank	6
Fastest Section Time (Section)	0:11.16 (1000m)
Top Speed [km/h] (Section)	67.5 (1000m)
Race State	Finished



Toowoomba QLD Professional

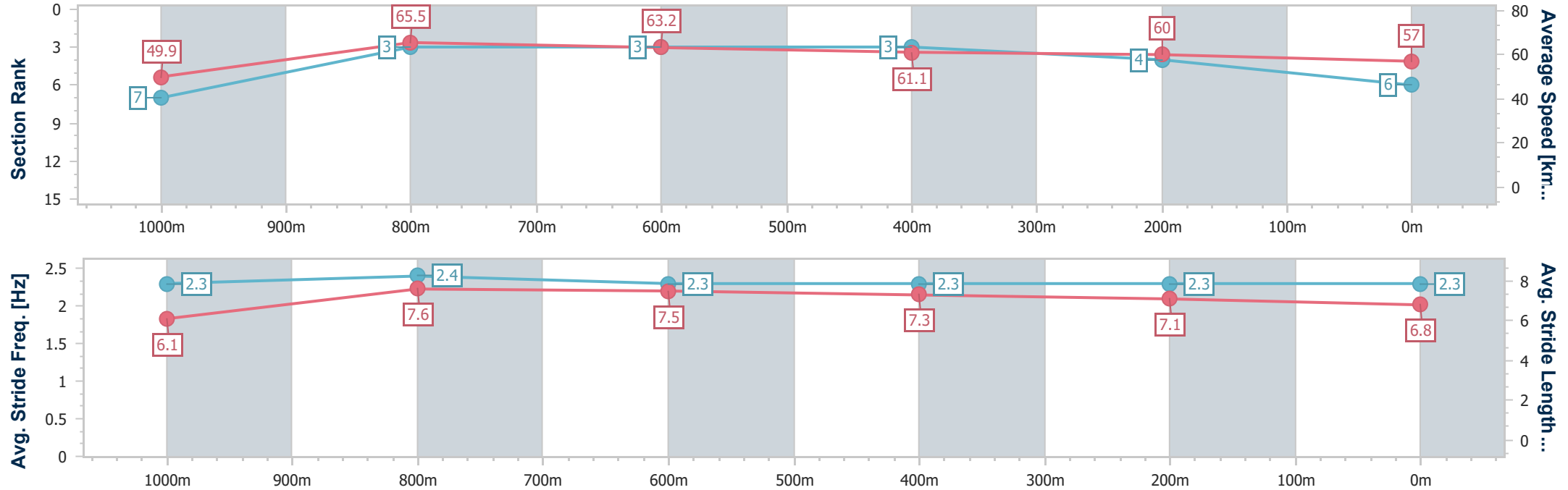
Race 3: HAPPY 21ST MAC FLEGLER Class 2 Handicap - 1200m

01 March 2025 - 18:32

Track Rating: Good 4, Weather: Windy, Rail Position: +3m 800m-400m; +5m Remainder



Section	Overall	1000m	800m	600m	400m	200m								
Section Times	1:13.75 [6] (0:14.45)	0:59.30 [7] (0:11.16)	0:48.14 [3] (0:11.59)	0:36.55 [3] (0:11.88)	0:24.67 [3] (0:12.02)	0:12.65 [4] (0:12.65)								
Average Speed [km/h]	49.9	65.5	63.2	61.1	60.0	57.0								
Top Speed [km/h]	65.8	67.5	65.4	62.7	61.1	58.2								
Avg. Dist. to Rail [m]	6.9	3.6	4.6	2.0	0.6	0.4								
Avg. Stride Freq. [Hz]	2.3	2.4	2.3	2.3	2.3	2.3								
Avg. Stride Length [m]	6.1	7.6	7.5	7.3	7.1	6.8								





Horse/Jockey Name	Is Sweet
Final Rank	7
Fastest Section Time (Section)	0:11.48 (1000m)
Top Speed [km/h] (Section)	65.8 (Overall)
Race State	Finished



Toowoomba QLD Professional

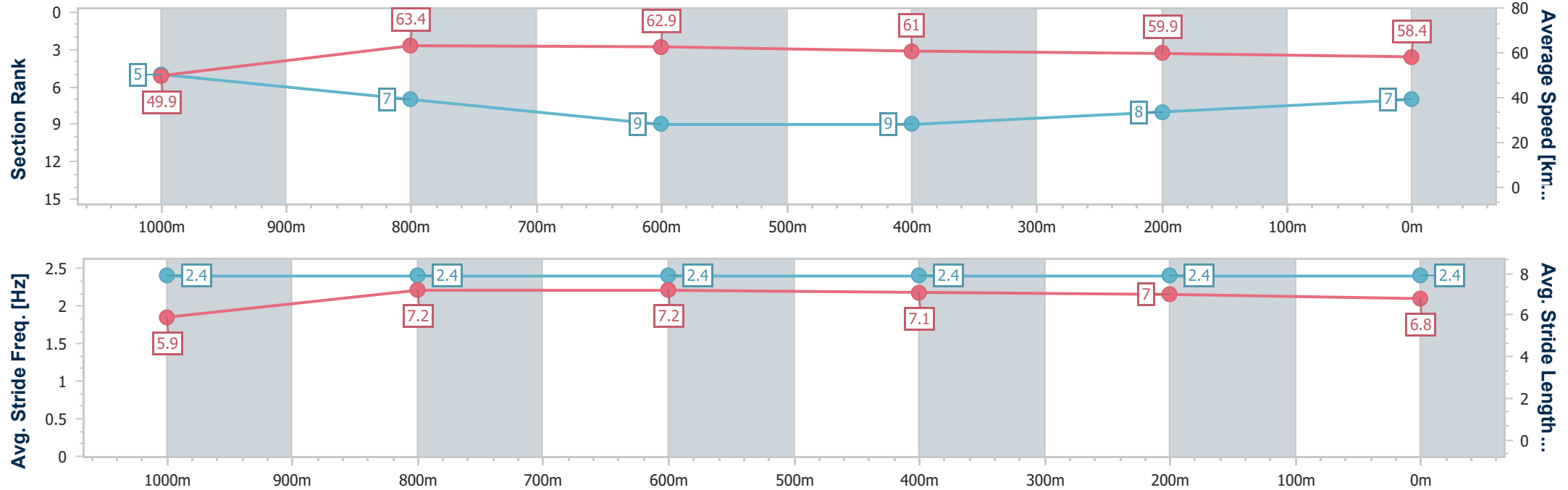
Race 3: HAPPY 21ST MAC FLEGLER Class 2 Handicap - 1200m

01 March 2025 - 18:32

Track Rating: Good 4, Weather: Windy, Rail Position: +3m 800m-400m; +5m Remainder



Section	Overall	1000m	800m	600m	400m	200m								
Section Times	1:13.83 [7] (0:14.38)	0:59.45 [5] (0:11.48)	0:47.97 [7] (0:11.61)	0:36.36 [9] (0:11.96)	0:24.40 [9] (0:12.11)	0:12.29 [8] (0:12.29)								
Average Speed [km/h]	49.9	63.4	62.9	61.0	59.9	58.4								
Top Speed [km/h]	65.8	64.9	64.1	61.5	61.5	59.4								
Avg. Dist. to Rail [m]	5.0	2.4	4.3	2.7	2.5	3.6								
Avg. Stride Freq. [Hz]	2.4	2.4	2.4	2.4	2.4	2.4								
Avg. Stride Length [m]	5.9	7.2	7.2	7.1	7.0	6.8								





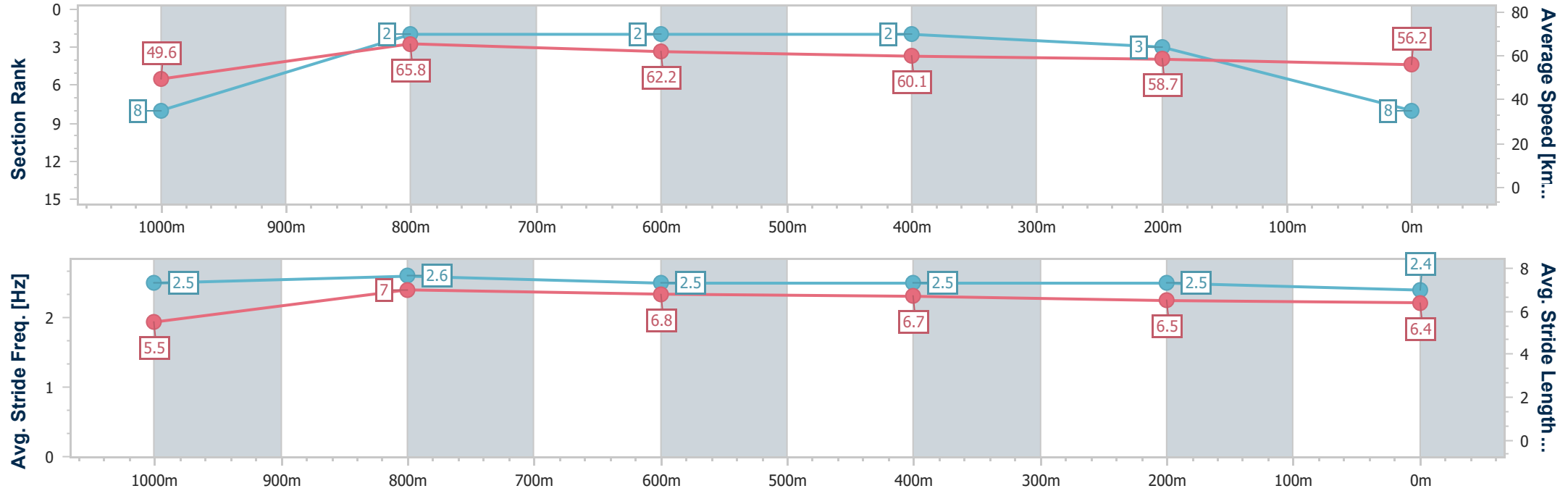
Horse/Jockey Name	Divine Rendezvous
Final Rank	8
Fastest Section Time (Section)	0:10.96 (1000m)
Top Speed [km/h] (Section)	68.6 (1000m)
Race State	Finished



Toowoomba QLD Professional
Race 3: HAPPY 21ST MAC FLEGLER Class 2 Handicap - 1200m
01 March 2025 - 18:32
Track Rating: Good 4, Weather: Windy, Rail Position: +3m 800m-400m; +5m Remainder



Section	Overall	1000m	800m	600m	400m	200m							
Section Times	1:13.86 [8] (0:14.58)	0:59.28 [8] (0:10.96)	0:48.32 [2] (0:11.52)	0:36.80 [2] (0:11.82)	0:24.98 [2] (0:12.19)	0:12.79 [3] (0:12.79)							
Average Speed [km/h]	49.6	65.8	62.2	60.1	58.7	56.2							
Top Speed [km/h]	67.8	68.6	64.5	62.0	59.6	57.8							
Avg. Dist. to Rail [m]	3.1	0.9	0.9	1.9	1.7	1.5							
Avg. Stride Freq. [Hz]	2.5	2.6	2.5	2.5	2.5	2.4							
Avg. Stride Length [m]	5.5	7.0	6.8	6.7	6.5	6.4							





Horse/Jockey Name	Boom Court
Final Rank	9
Fastest Section Time (Section)	0:11.55 (1000m)
Top Speed [km/h] (Section)	66.3 (Overall)
Race State	Finished



Toowoomba QLD Professional

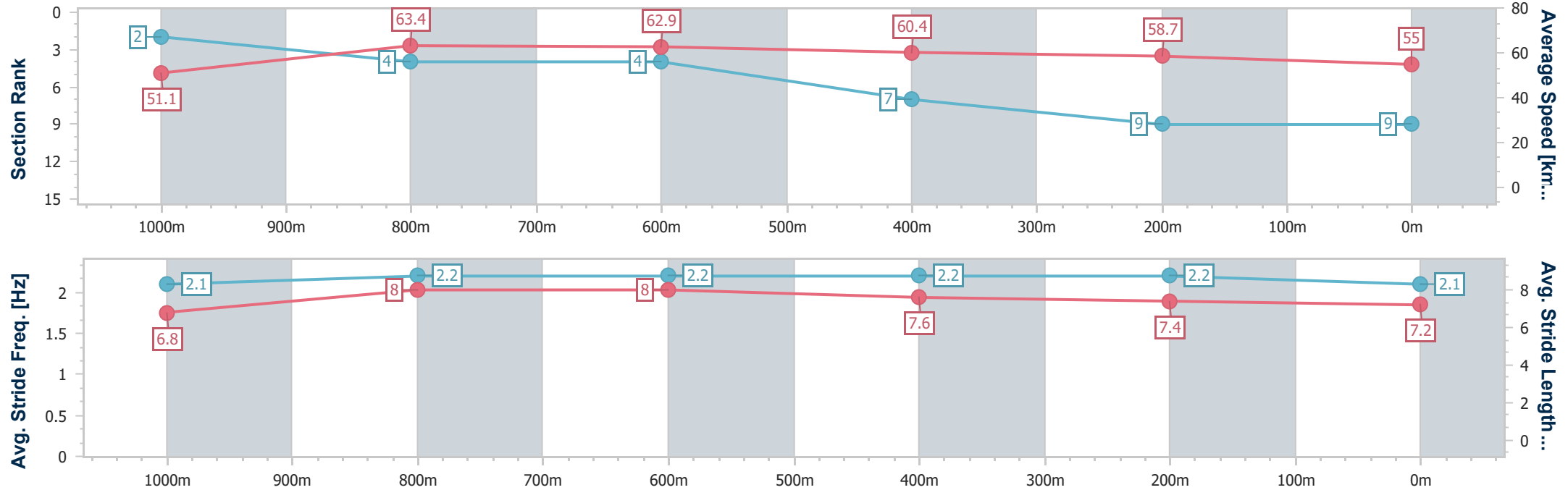
Race 3: HAPPY 21ST MAC FLEGLER Class 2 Handicap - 1200m



01 March 2025 - 18:32

Track Rating: Good 4, Weather: Windy, Rail Position: +3m 800m-400m; +5m Remainder

Section	Overall	1000m	800m	600m	400m	200m							
Section Times	1:14.66 [9] (0:14.09)	1:00.57 [2] (0:11.55)	0:49.02 [4] (0:11.64)	0:37.38 [4] (0:11.98)	0:25.40 [7] (0:12.30)	0:13.10 [9] (0:13.10)							
Average Speed [km/h]	51.1	63.4	62.9	60.4	58.7	55.0							
Top Speed [km/h]	66.3	66.2	64.1	62.6	59.8	57.4							
Avg. Dist. to Rail [m]	6.7	5.5	3.9	1.5	1.3	1.2							
Avg. Stride Freq. [Hz]	2.1	2.2	2.2	2.2	2.2	2.1							
Avg. Stride Length [m]	6.8	8.0	8.0	7.6	7.4	7.2							





Horse/Jockey Name	Icy Isea
Final Rank	10
Fastest Section Time (Section)	0:11.45 (1000m)
Top Speed [km/h] (Section)	64.8 (800m)
Race State	Finished



Toowoomba QLD Professional

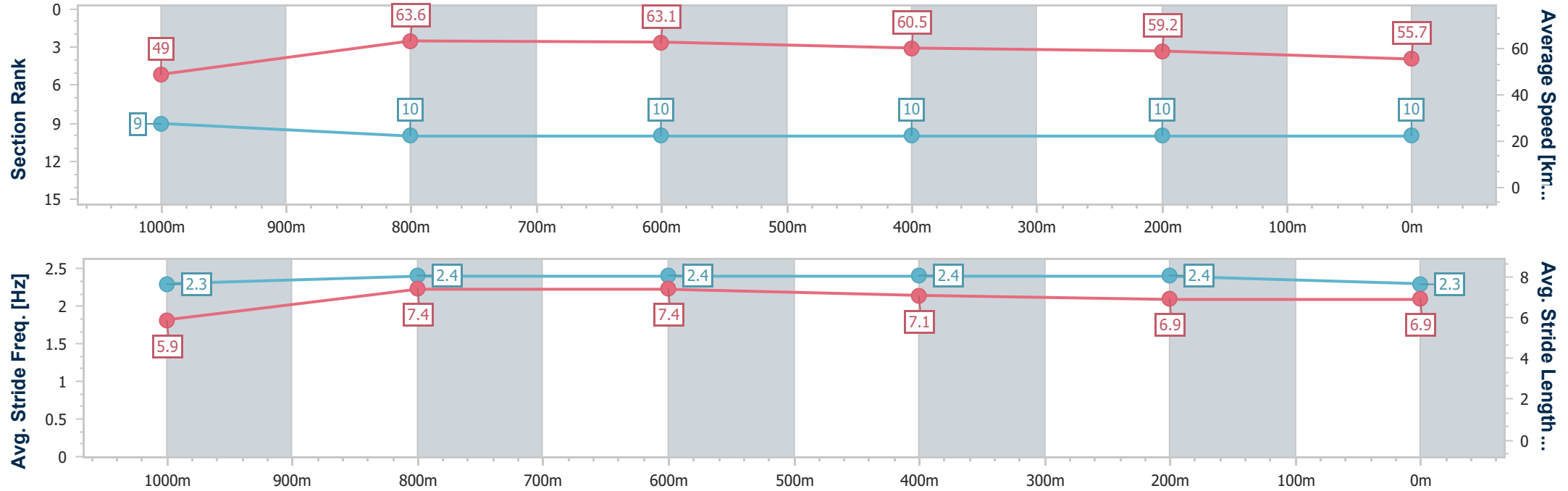
Race 3: HAPPY 21ST MAC FLEGLER Class 2 Handicap - 1200m

01 March 2025 - 18:32

Track Rating: Good 4, Weather: Windy, Rail Position: +3m 800m-400m; +5m Remainder



Section	Overall	1000m	800m	600m	400m	200m							
Section Times	1:14.67 [10] (0:14.69)	0:59.98 [9] (0:11.45)	0:48.53 [10] (0:11.46)	0:37.07 [10] (0:11.98)	0:25.09 [10] (0:12.17)	0:12.92 [10] (0:12.92)							
Average Speed [km/h]	49.0	63.6	63.1	60.5	59.2	55.7							
Top Speed [km/h]	63.6	64.4	64.8	62.8	61.3	58.3							
Avg. Dist. to Rail [m]	4.3	2.4	2.8	1.1	0.7	1.7							
Avg. Stride Freq. [Hz]	2.3	2.4	2.4	2.4	2.4	2.3							
Avg. Stride Length [m]	5.9	7.4	7.4	7.1	6.9	6.9							





Toowoomba QLD Professional
Race 4: QUEENSLAND ELECTRICAL SOLUTIONS BENCHMARK 65
Handicap - 870m
01 March 2025 - 19:05



Track Rating: Good 4, Weather: Windy, Rail Position: +3m 800m-400m; +5m Remainder

Section						Overall	800m	600m	400m	200m	Last 600m		
Field Times						0:50.13 (0:06.49)	0:43.64 (0:10.43)	0:33.21 (0:10.60)	0:22.61 (0:10.94)	0:11.67 (0:11.67)	0:33.21		
Rank	TAB	Horse/Jockey	Barrier	Top Speed [km/h]	Fastest Section						Margin		
1	5	WHO SHOT SUZY	10	71.6	0:06.49	0:50.13 [1]	0:43.64 [1]	0:33.21 [1]	0:22.61 [1]	0:11.67 [1]	0:50.13	0:33.21	
		Kelsey Lenton		800m	Overall	(0:06.49)	(0:10.43)	(0:10.60)	(0:10.94)	(0:11.67)			
2	3	MEDALS	2	70.3	0:06.64	0:50.59 [2]	0:43.95 [3]	0:33.53 [2]	0:22.81 [2]	0:11.74 [2]	2.5L	0:33.53 -1	
		Les Tilley		800m	Overall	(0:06.64)	(0:10.42)	(0:10.72)	(0:11.07)	(0:11.74)			
3	1	FLANK SPEED	4	69.0	0:06.77	0:50.73 [3]	0:43.96 [4]	0:33.30 [4]	0:22.51 [5]	0:11.40 [4]	3.3L	0:33.30 -5	
		Olivia Kendal		800m	Overall	(0:06.77)	(0:10.66)	(0:10.79)	(0:11.11)	(0:11.40)			
4	4	XERRI	9	71.3	0:07.02	0:50.94 [4]	0:43.92 [6]	0:33.49 [5]	0:22.80 [3]	0:11.66 [3]	4.3L	0:33.49 +2	
		Amy Graham		800m	Overall	(0:07.02)	(0:10.43)	(0:10.69)	(0:11.14)	(0:11.66)			
5	8	ROTHGO	6	69.6	0:06.61	0:51.22 [5]	0:44.61 [2]	0:33.85 [3]	0:23.03 [4]	0:11.74 [5]	5.8L	0:33.85 +1	
		Georgina Cartwright		800m	Overall	(0:06.61)	(0:10.76)	(0:10.82)	(0:11.29)	(0:11.74)			
6	7	LADY INVADER	7	69.2	0:06.80	0:51.26 [6]	0:44.46 [5]	0:33.77 [6]	0:22.94 [6]	0:11.64 [6]	6L	0:33.77 +2	
		Cobi Vitler		800m	Overall	(0:06.80)	(0:10.69)	(0:10.83)	(0:11.30)	(0:11.64)			
7	6	BELLA BABE	8	68.3	0:07.21	0:51.43 [7]	0:44.22 [7]	0:33.17 [7]	0:22.46 [7]	0:11.49 [7]	6.8L	0:33.17 +1	
		Nozi Tomizawa		600m	Overall	(0:07.21)	(0:11.05)	(0:10.71)	(0:10.97)	(0:11.49)			

Scratched: Russian Diva (#9), Albion Square (#10), Mamaragan (#2)



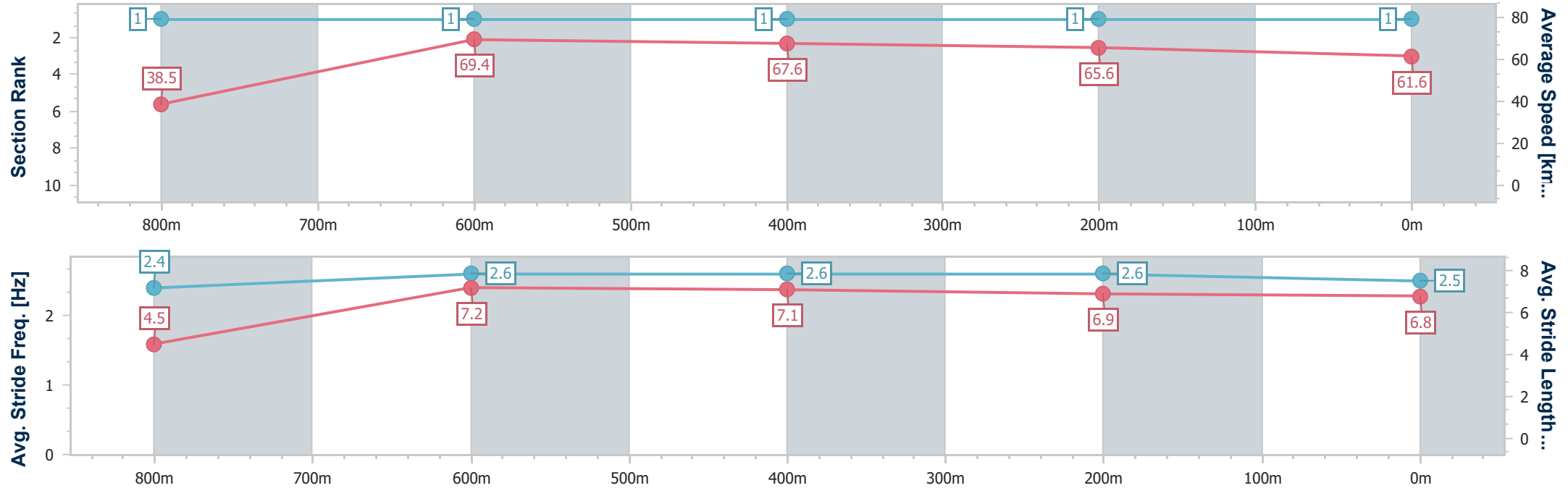
Horse/Jockey Name	Who Shot Suzy
Final Rank	1
Fastest Section Time (Section)	0:06.49 (Overall)
Top Speed [km/h] (Section)	71.6 (800m)
Race State	Finished



Toowoomba QLD Professional
Race 4: QUEENSLAND ELECTRICAL SOLUTIONS
BENCHMARK 65 Handicap - 870m
01 March 2025 - 19:05
Track Rating: Good 4, Weather: Windy, Rail Position: +3m 800m-
400m; +5m Remainder



Section	Overall	800m	600m	400m	200m									
Section Times	0:50.13 [1] (0:06.49)	0:43.64 [1] (0:10.43)	0:33.21 [1] (0:10.60)	0:22.61 [1] (0:10.94)	0:11.67 [1] (0:11.67)									
Average Speed [km/h]	38.5	69.4	67.6	65.6	61.6									
Top Speed [km/h]	66.9	71.6	71.4	66.9	64.5									
Avg. Dist. to Rail [m]	4.6	2.0	1.5	1.6	2.4									
Avg. Stride Freq. [Hz]	2.4	2.6	2.6	2.6	2.5									
Avg. Stride Length [m]	4.5	7.2	7.1	6.9	6.8									



[] Ranking at each section and finish
-.-.- No data available at this section
NA No data available



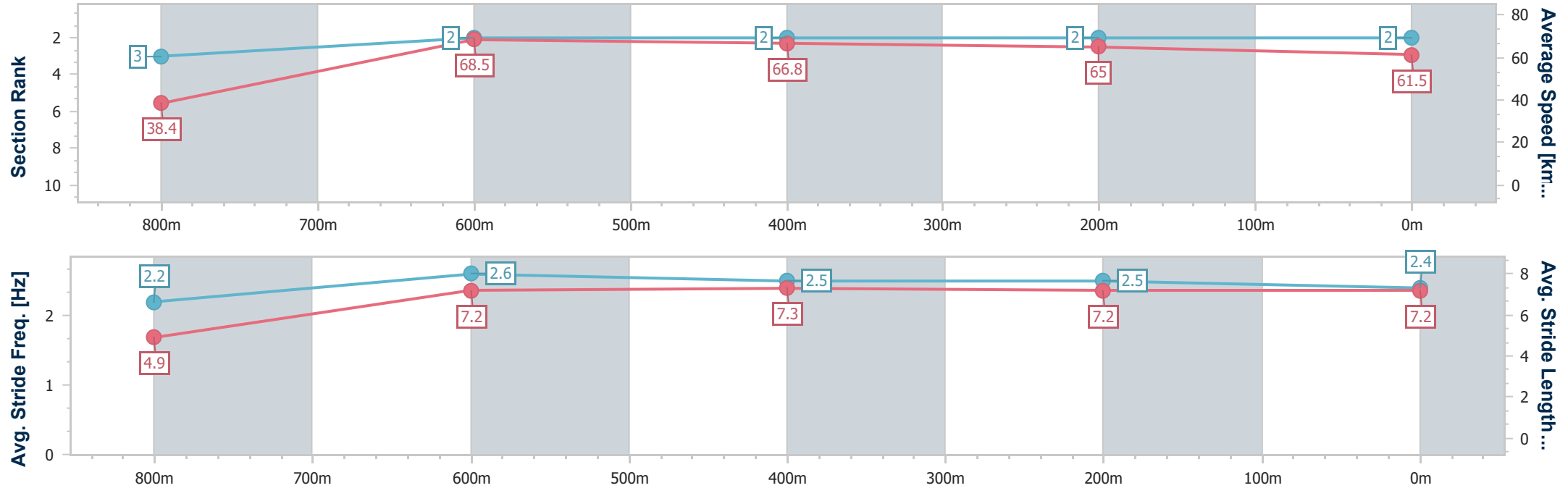
Horse/Jockey Name	Medals
Final Rank	2
Fastest Section Time (Section)	0:06.64 (Overall)
Top Speed [km/h] (Section)	70.3 (800m)
Race State	Finished



Toowoomba QLD Professional
Race 4: QUEENSLAND ELECTRICAL SOLUTIONS
BENCHMARK 65 Handicap - 870m
01 March 2025 - 19:05
Track Rating: Good 4, Weather: Windy, Rail Position: +3m 800m-
400m; +5m Remainder



Section	Overall	800m	600m	400m	200m										
Section Times	0:50.59 [2] (0:06.64)	0:43.95 [3] (0:10.42)	0:33.53 [2] (0:10.72)	0:22.81 [2] (0:11.07)	0:11.74 [2] (0:11.74)										
Average Speed [km/h]	38.4	68.5	66.8	65.0	61.5										
Top Speed [km/h]	63.8	70.3	68.6	66.3	63.2										
Avg. Dist. to Rail [m]	6.8	2.6	1.3	0.9	0.4										
Avg. Stride Freq. [Hz]	2.2	2.6	2.5	2.5	2.4										
Avg. Stride Length [m]	4.9	7.2	7.3	7.2	7.2										





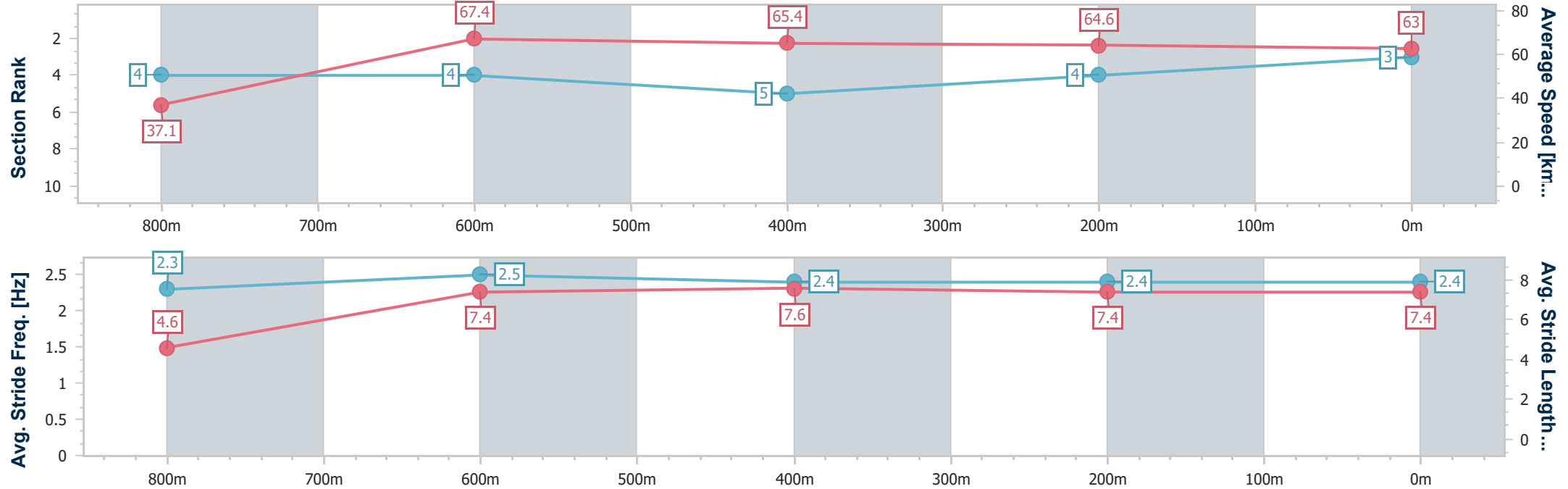
Horse/Jockey Name	Flank Speed
Final Rank	3
Fastest Section Time (Section)	0:06.77 (Overall)
Top Speed [km/h] (Section)	69.0 (800m)
Race State	Finished



Toowoomba QLD Professional
Race 4: QUEENSLAND ELECTRICAL SOLUTIONS
BENCHMARK 65 Handicap - 870m
01 March 2025 - 19:05
Track Rating: Good 4, Weather: Windy, Rail Position: +3m 800m-
400m; +5m Remainder



Section	Overall	800m	600m	400m	200m										
Section Times	0:50.73 [3] (0:06.77)	0:43.96 [4] (0:10.66)	0:33.30 [4] (0:10.79)	0:22.51 [5] (0:11.11)	0:11.40 [4] (0:11.40)										
Average Speed [km/h]	37.1	67.4	65.4	64.6	63.0										
Top Speed [km/h]	63.6	69.0	68.9	65.2	64.8										
Avg. Dist. to Rail [m]	3.4	1.8	3.6	0.8	0.2										
Avg. Stride Freq. [Hz]	2.3	2.5	2.4	2.4	2.4										
Avg. Stride Length [m]	4.6	7.4	7.6	7.4	7.4										





Horse/Jockey Name	Xerri
Final Rank	4
Fastest Section Time (Section)	0:07.02 (Overall)
Top Speed [km/h] (Section)	71.3 (800m)
Race State	Finished

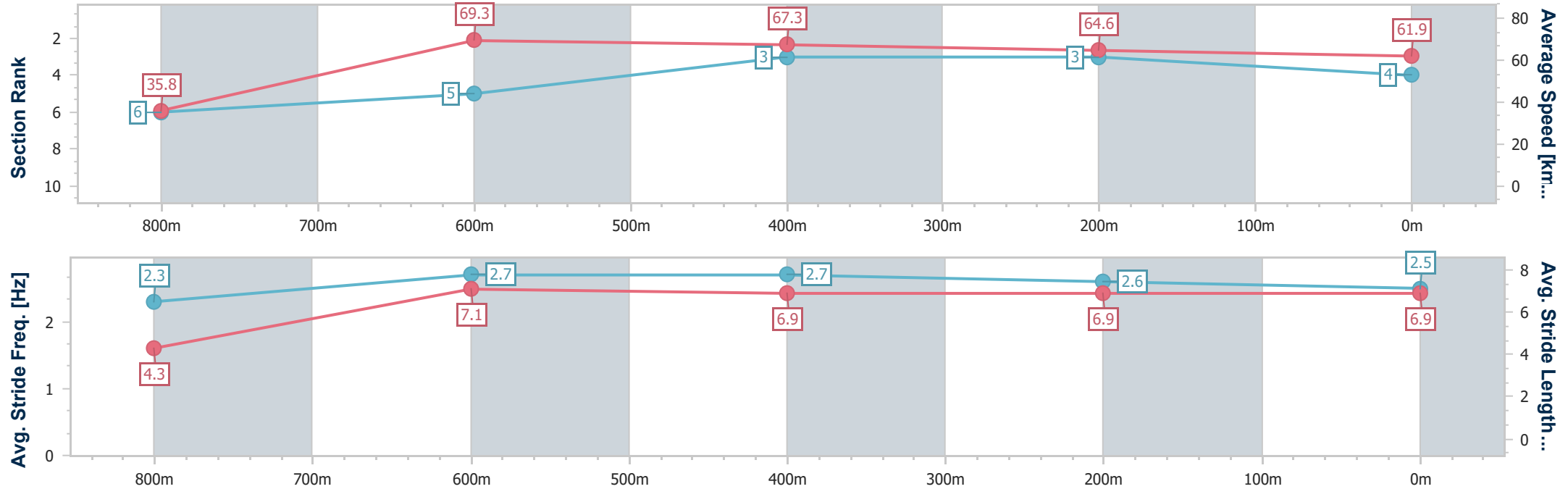


Toowoomba QLD Professional
Race 4: QUEENSLAND ELECTRICAL SOLUTIONS
BENCHMARK 65 Handicap - 870m



01 March 2025 - 19:05
Track Rating: Good 4, Weather: Windy, Rail Position: +3m 800m-
400m; +5m Remainder

Section	Overall	800m	600m	400m	200m										
Section Times	0:50.94 [4] (0:07.02)	0:43.92 [6] (0:10.43)	0:33.49 [5] (0:10.69)	0:22.80 [3] (0:11.14)	0:11.66 [3] (0:11.66)										
Average Speed [km/h]	35.8	69.3	67.3	64.6	61.9										
Top Speed [km/h]	63.4	71.3	69.4	65.8	63.2										
Avg. Dist. to Rail [m]	4.5	1.9	0.7	0.5	1.5										
Avg. Stride Freq. [Hz]	2.3	2.7	2.7	2.6	2.5										
Avg. Stride Length [m]	4.3	7.1	6.9	6.9	6.9										



[] Ranking at each section and finish
- - - - No data available at this section
NA No data available



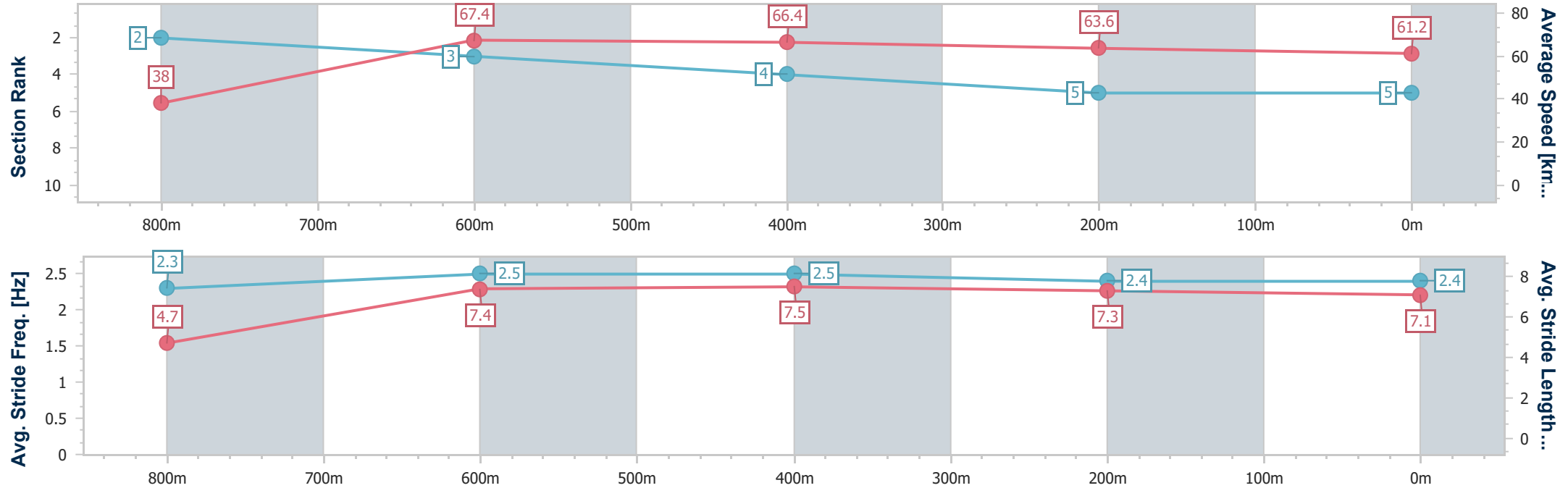
Horse/Jockey Name	Rothgo
Final Rank	5
Fastest Section Time (Section)	0:06.61 (Overall)
Top Speed [km/h] (Section)	69.6 (800m)
Race State	Finished



Toowoomba QLD Professional
Race 4: QUEENSLAND ELECTRICAL SOLUTIONS
BENCHMARK 65 Handicap - 870m
01 March 2025 - 19:05
Track Rating: Good 4, Weather: Windy, Rail Position: +3m 800m-
400m; +5m Remainder



Section	Overall	800m	600m	400m	200m										
Section Times	0:51.22 [5] (0:06.61)	0:44.61 [2] (0:10.76)	0:33.85 [3] (0:10.82)	0:23.03 [4] (0:11.29)	0:11.74 [5] (0:11.74)										
Average Speed [km/h]	38.0	67.4	66.4	63.6	61.2										
Top Speed [km/h]	63.3	69.6	69.0	65.1	63.3										
Avg. Dist. to Rail [m]	3.8	2.7	1.0	1.7	3.8										
Avg. Stride Freq. [Hz]	2.3	2.5	2.5	2.4	2.4										
Avg. Stride Length [m]	4.7	7.4	7.5	7.3	7.1										





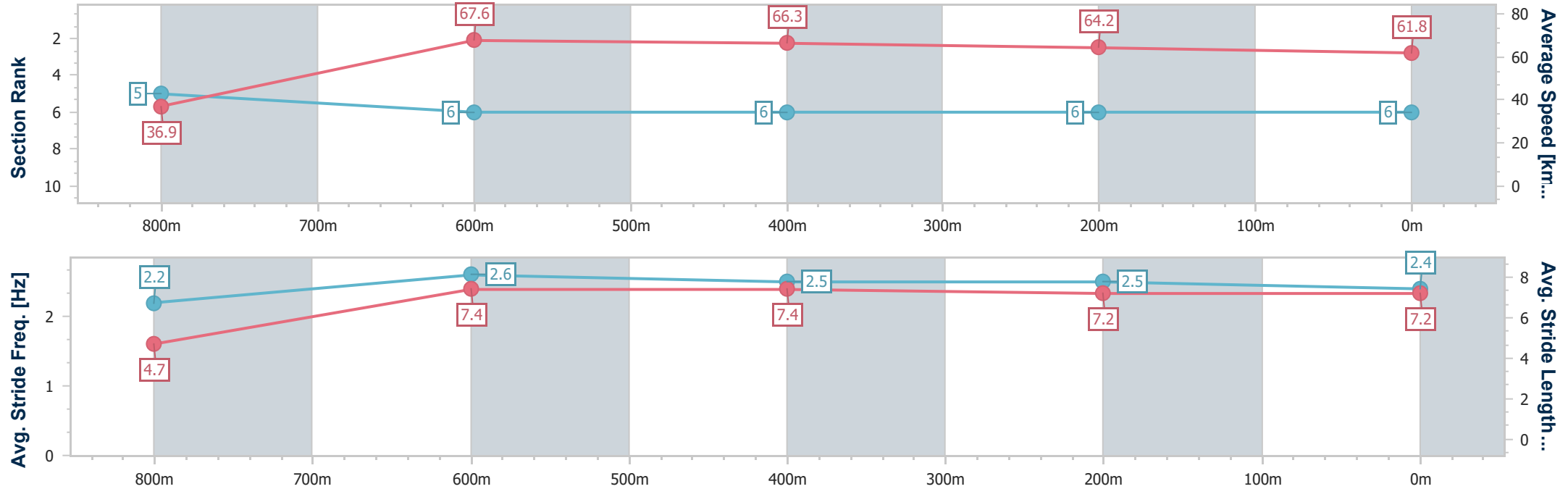
Horse/Jockey Name	Lady Invader
Final Rank	6
Fastest Section Time (Section)	0:06.80 (Overall)
Top Speed [km/h] (Section)	69.2 (800m)
Race State	Finished



Toowoomba QLD Professional
Race 4: QUEENSLAND ELECTRICAL SOLUTIONS
BENCHMARK 65 Handicap - 870m
01 March 2025 - 19:05
Track Rating: Good 4, Weather: Windy, Rail Position: +3m 800m-
400m; +5m Remainder



Section	Overall	800m	600m	400m	200m										
Section Times	0:51.26 [6] (0:06.80)	0:44.46 [5] (0:10.69)	0:33.77 [6] (0:10.83)	0:22.94 [6] (0:11.30)	0:11.64 [6] (0:11.64)										
Average Speed [km/h]	36.9	67.6	66.3	64.2	61.8										
Top Speed [km/h]	62.7	69.2	68.1	65.0	64.1										
Avg. Dist. to Rail [m]	2.5	0.8	0.6	2.7	4.3										
Avg. Stride Freq. [Hz]	2.2	2.6	2.5	2.5	2.4										
Avg. Stride Length [m]	4.7	7.4	7.4	7.2	7.2										





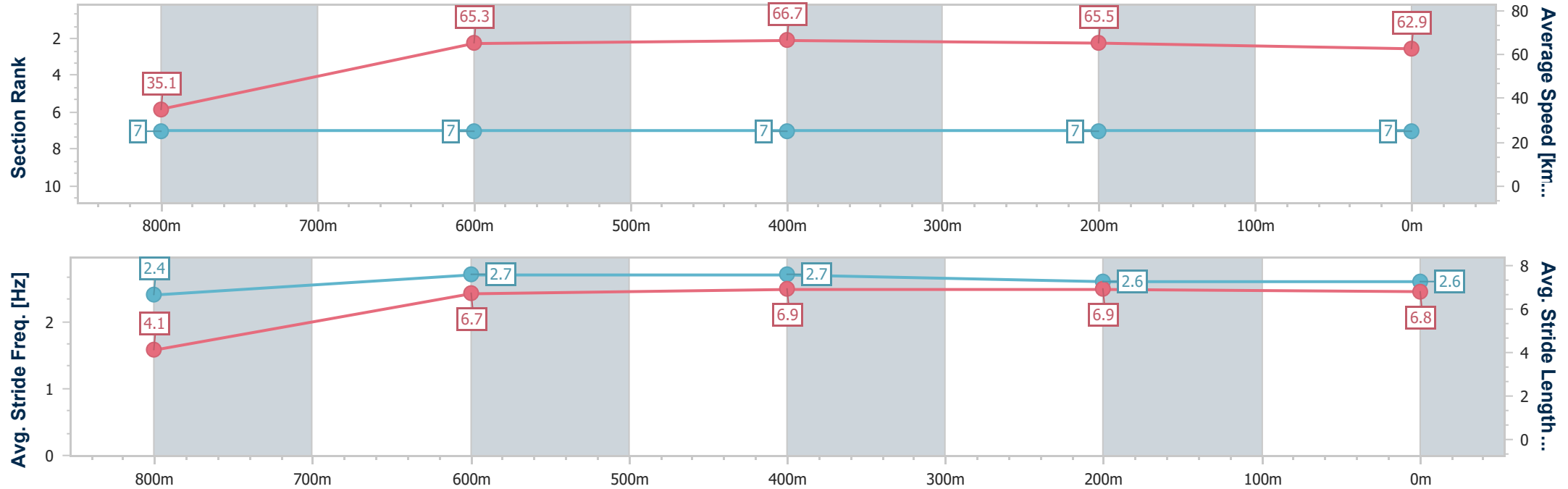
Horse/Jockey Name	Bella Babe
Final Rank	7
Fastest Section Time (Section)	0:07.21 (Overall)
Top Speed [km/h] (Section)	68.3 (600m)
Race State	Finished



Toowoomba QLD Professional
Race 4: QUEENSLAND ELECTRICAL SOLUTIONS
BENCHMARK 65 Handicap - 870m
01 March 2025 - 19:05
Track Rating: Good 4, Weather: Windy, Rail Position: +3m 800m-
400m; +5m Remainder



Section	Overall	800m	600m	400m	200m										
Section Times	0:51.43 [7] (0:07.21)	0:44.22 [7] (0:11.05)	0:33.17 [7] (0:10.71)	0:22.46 [7] (0:10.97)	0:11.49 [7] (0:11.49)										
Average Speed [km/h]	35.1	65.3	66.7	65.5	62.9										
Top Speed [km/h]	60.2	67.7	68.3	67.3	64.7										
Avg. Dist. to Rail [m]	4.6	1.8	1.7	1.7	1.7										
Avg. Stride Freq. [Hz]	2.4	2.7	2.7	2.6	2.6										
Avg. Stride Length [m]	4.1	6.7	6.9	6.9	6.8										





Toowoomba QLD Professional
Race 5: MOCCA MADE 70 BENCHMARK 58 Handicap - 1625m
01 March 2025 - 19:45



Track Rating: Good 4, Weather: Windy, Rail Position: +3m 800m-400m; +5m Remainder

Section						Overall	1400m	1200m	1000m	800m	600m	400m	Last 600m		
Field Times						1:39.93 (0:15.84)	1:24.09 (0:10.51)	1:13.58 (0:11.39)	1:02.19 (0:12.19)	0:50.00 (0:12.08)	0:37.92 (0:12.26)	0:25.66 (0:12.67)	0:37.92		
Rank	TAB	Horse/Jockey	Barrier	Top Speed [km/h]	Fastest Section									Distance Travelled [m]	
1	3	EARL OF DEVON	4	69.6	0:10.52	1:39.93 [1]	1:24.09 [1]	1:13.57 [2]	1:02.19 [1]	0:50.00 [1]	0:37.92 [1]	0:25.66 [1]	0:37.92		
		Kelsey Lenton		Overall	1400m	(0:15.84)	(0:10.52)	(0:11.38)	(0:12.19)	(0:12.08)	(0:12.26)	(0:12.67)			
2	2	BAVARIAN LADY	8	69.1	0:10.96	1:40.82 [2]	1:24.62 [6]	1:13.66 [7]	1:02.14 [7]	0:49.76 [7]	0:37.43 [7]	0:24.88 [6]	0:37.43 +9		
		Les Tilley		Overall	1400m	(0:16.20)	(0:10.96)	(0:11.52)	(0:12.38)	(0:12.33)	(0:12.55)	(0:12.31)			
3	9	DROP THE PILOT	7	68.4	0:10.90	1:41.08 [3]	1:24.84 [7]	1:13.94 [6]	1:02.53 [6]	0:50.42 [5]	0:38.14 [4]	0:25.62 [3]	0:38.14 +7		
		Nozi Tomizawa		Overall	1400m	(0:16.24)	(0:10.90)	(0:11.41)	(0:12.11)	(0:12.28)	(0:12.52)	(0:12.67)			
4	5	SMOKIN MATCH	2	69.2	0:11.01	1:41.17 [4]	1:25.26 [3]	1:14.25 [5]	1:02.78 [5]	0:50.48 [6]	0:38.09 [5]	0:25.49 [5]	0:38.09 +14		
		Cobi Vitler		Overall	1400m	(0:15.91)	(0:11.01)	(0:11.47)	(0:12.30)	(0:12.39)	(0:12.60)	(0:12.52)			
5	4	JETPACK VERDI	9	69.3	0:10.82	1:41.48 [5]	1:24.84 [8]	1:14.02 [8]	1:02.50 [8]	0:50.17 [8]	0:37.80 [8]	0:25.23 [8]	0:37.80 +0		
		James Baker		Overall	1400m	(0:16.64)	(0:10.82)	(0:11.52)	(0:12.33)	(0:12.37)	(0:12.57)	(0:12.54)			
6	6	JAMAICAN MECRAZY	1	66.8	0:10.81	1:42.32 [6]	1:26.40 [4]	1:15.59 [3]	1:04.14 [4]	0:51.99 [3]	0:39.75 [2]	0:27.32 [2]	0:39.75 +6		
		Liv O'Donnell		1400m	1400m	(0:15.92)	(0:10.81)	(0:11.45)	(0:12.15)	(0:12.24)	(0:12.43)	(0:13.28)			
7	8	KENSAL GREEN	11	72.7	0:10.37	1:44.01 [7]	1:28.03 [5]	1:17.66 [1]	1:06.20 [2]	0:53.87 [2]	0:41.30 [3]	0:28.34 [4]	0:41.30 +1		
		Hannah Richardson		Overall	1400m	(0:15.98)	(0:10.37)	(0:11.46)	(0:12.33)	(0:12.57)	(0:12.96)	(0:13.53)			
8	7	BIE'RES	10	69.6	0:10.87	1:45.26 [8]	1:29.38 [2]	1:18.51 [4]	1:07.08 [3]	0:54.80 [4]	0:42.18 [5]	0:29.14 [7]	0:42.18 +14		
		Justin Stanley		Overall	1400m	(0:15.88)	(0:10.87)	(0:11.43)	(0:12.28)	(0:12.62)	(0:13.04)	(0:13.84)			

Scratched: Better Yet (#1), Jorum (#10), Benedict Arnold (#11), Gutho (#12), Another Dazzler (#13)



Toowoomba QLD Professional
Race 5: MOCCA MADE 70 BENCHMARK 58 Handicap - 1625m
01 March 2025 - 19:45



Track Rating: Good 4, Weather: Windy, Rail Position: +3m 800m-400m; +5m Remainder

Section Field Times				200m 0:12.99 (0:12.99)				Last 600m 0:37.92	
Rank	TAB	Horse/Jockey	Barrier	Top Speed [km/h]	Fastest Section	Margin		Distance Travelled [m]	
1	3	EARL OF DEVON	4	69.6	0:10.52	0:12.99 [1]	1:39.93	0:37.92	
		Kelsey Lenton		Overall	1400m	(0:12.99)			
2	2	BAVARIAN LADY	8	69.1	0:10.96	0:12.57 [4]	5L	0:37.43	+9
		Les Tilley		Overall	1400m	(0:12.57)			
3	9	DROP THE PILOT	7	68.4	0:10.90	0:12.95 [2]	6.5L	0:38.14	+7
		Nozi Tomizawa		Overall	1400m	(0:12.95)			
4	5	SMOKIN MATCH	2	69.2	0:11.01	0:12.97 [3]	7L	0:38.09	+14
		Cobi Vitler		Overall	1400m	(0:12.97)			
5	4	JETPACK VERDI	9	69.3	0:10.82	0:12.69 [6]	8.8L	0:37.80	+0
		James Baker		Overall	1400m	(0:12.69)			
6	6	JAMAICAN MECRAZY	1	66.8	0:10.81	0:14.04 [5]	13.6L	0:39.75	+6
		Liv O'Donnell		1400m	1400m	(0:14.04)			
7	8	KENSAL GREEN	11	72.7	0:10.37	0:14.81 [7]	23.4L	0:41.30	+1
		Hannah Richardson		Overall	1400m	(0:14.81)			
8	7	BIE'RES	10	69.6	0:10.87	0:15.30 [8]	30.7L	0:42.18	+14
		Justin Stanley		Overall	1400m	(0:15.30)			

Scratched: Better Yet (#1), Jorum (#10), Benedict Arnold (#11), Gutho (#12), Another Dazzler (#13)



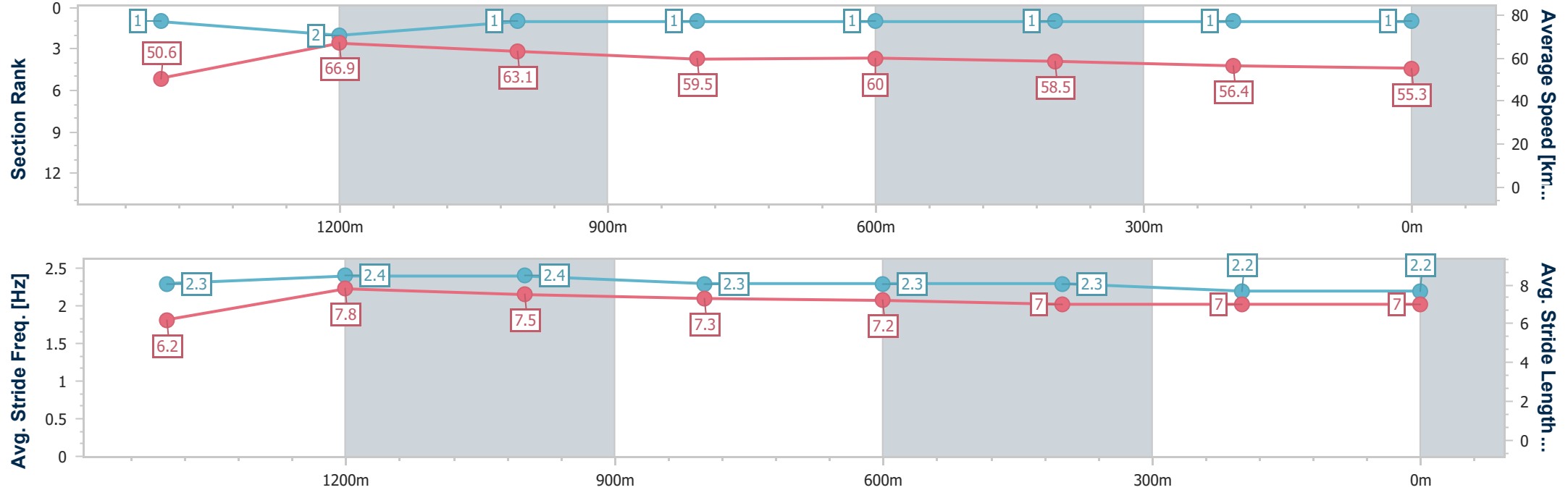
Horse/Jockey Name	Earl Of Devon
Final Rank	1
Fastest Section Time (Section)	0:10.52 (1400m)
Top Speed [km/h] (Section)	69.6 (Overall)
Race State	Finished



Toowoomba QLD Professional
Race 5: MOCCA MADE 70 BENCHMARK 58 Handicap - 1625m
01 March 2025 - 19:45
Track Rating: Good 4, Weather: Windy, Rail Position: +3m 800m-400m; +5m Remainder



Section	Overall	1400m	1200m	1000m	800m	600m	400m	200m					
Section Times	1:39.93 [1] (0:15.84)	1:24.09 [1] (0:10.52)	1:13.57 [2] (0:11.38)	1:02.19 [1] (0:12.19)	0:50.00 [1] (0:12.08)	0:37.92 [1] (0:12.26)	0:25.66 [1] (0:12.67)	0:12.99 [1] (0:12.99)					
Average Speed [km/h]	50.6	66.9	63.1	59.5	60.0	58.5	56.4	55.3					
Top Speed [km/h]	69.6	68.6	64.5	60.8	60.7	60.9	58.4	55.7					
Avg. Dist. to Rail [m]	6.3	4.2	0.9	1.2	1.6	0.9	1.8	3.0					
Avg. Stride Freq. [Hz]	2.3	2.4	2.4	2.3	2.3	2.3	2.2	2.2					
Avg. Stride Length [m]	6.2	7.8	7.5	7.3	7.2	7.0	7.0	7.0					





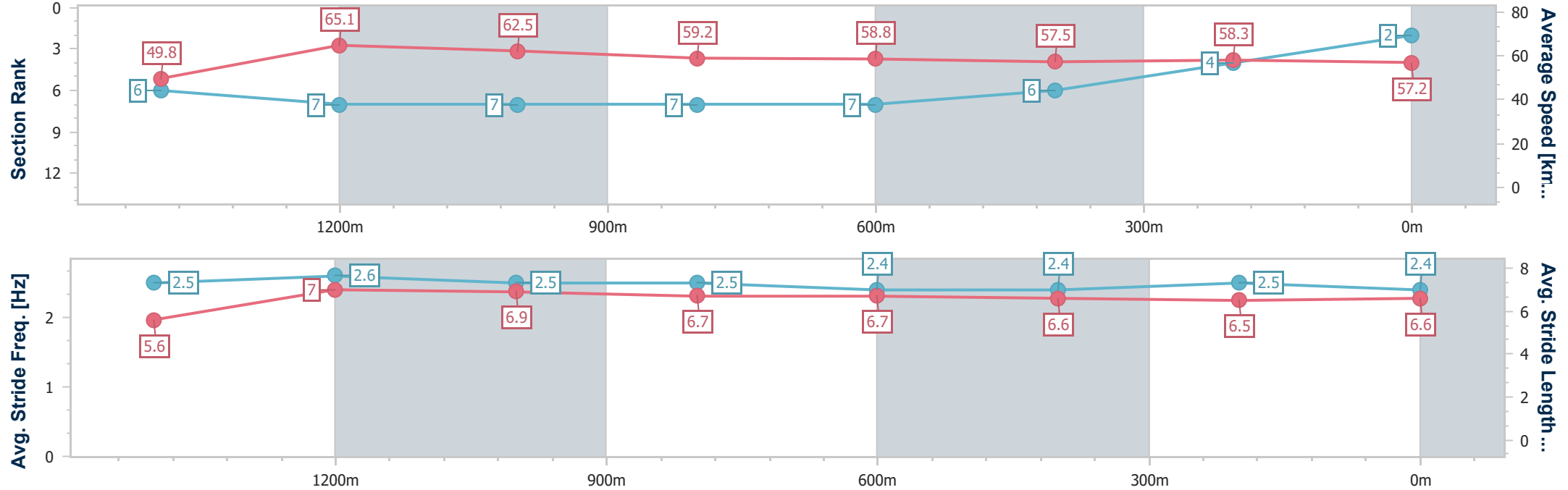
Horse/Jockey Name	Bavarian Lady
Final Rank	2
Fastest Section Time (Section)	0:10.96 (1400m)
Top Speed [km/h] (Section)	69.1 (Overall)
Race State	Finished



Toowoomba QLD Professional
Race 5: MOCCA MADE 70 BENCHMARK 58 Handicap - 1625m
01 March 2025 - 19:45
Track Rating: Good 4, Weather: Windy, Rail Position: +3m 800m-400m; +5m Remainder



Section	Overall	1400m	1200m	1000m	800m	600m	400m	200m					
Section Times	1:40.82 [2] (0:16.20)	1:24.62 [6] (0:10.96)	1:13.66 [7] (0:11.52)	1:02.14 [7] (0:12.38)	0:49.76 [7] (0:12.33)	0:37.43 [7] (0:12.55)	0:24.88 [6] (0:12.31)	0:12.57 [4] (0:12.57)					
Average Speed [km/h]	49.8	65.1	62.5	59.2	58.8	57.5	58.3	57.2					
Top Speed [km/h]	69.1	67.0	64.3	60.5	59.9	59.2	59.5	59.6					
Avg. Dist. to Rail [m]	4.5	1.7	3.0	4.2	2.6	1.1	0.9	0.2					
Avg. Stride Freq. [Hz]	2.5	2.6	2.5	2.5	2.4	2.4	2.5	2.4					
Avg. Stride Length [m]	5.6	7.0	6.9	6.7	6.7	6.6	6.5	6.6					



[] Ranking at each section and finish
-.-.- No data available at this section
NA No data available



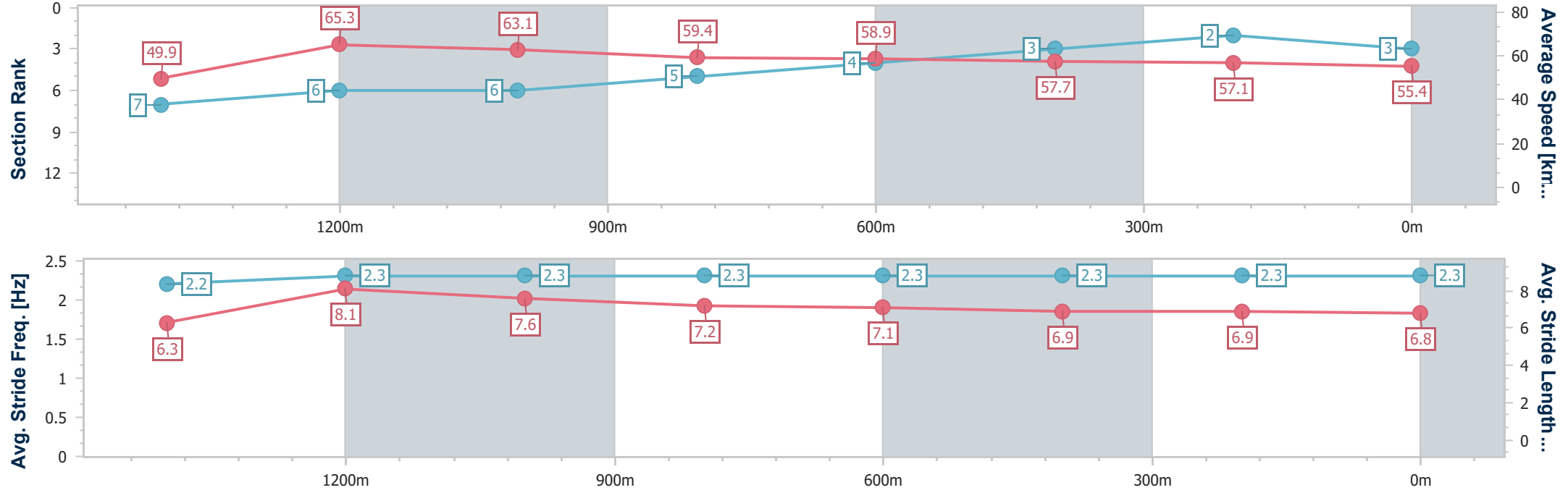
Horse/Jockey Name	Drop The Pilot
Final Rank	3
Fastest Section Time (Section)	0:10.90 (1400m)
Top Speed [km/h] (Section)	68.4 (Overall)
Race State	Finished



Toowoomba QLD Professional
Race 5: MOCCA MADE 70 BENCHMARK 58 Handicap - 1625m
01 March 2025 - 19:45
Track Rating: Good 4, Weather: Windy, Rail Position: +3m 800m-400m; +5m Remainder



Section	Overall	1400m	1200m	1000m	800m	600m	400m	200m					
Section Times	1:41.08 [3] (0:16.24)	1:24.84 [7] (0:10.90)	1:13.94 [6] (0:11.41)	1:02.53 [6] (0:12.11)	0:50.42 [5] (0:12.28)	0:38.14 [4] (0:12.52)	0:25.62 [3] (0:12.67)	0:12.95 [2] (0:12.95)					
Average Speed [km/h]	49.9	65.3	63.1	59.4	58.9	57.7	57.1	55.4					
Top Speed [km/h]	68.4	67.1	64.3	60.9	60.4	58.8	57.6	57.0					
Avg. Dist. to Rail [m]	4.6	1.8	0.4	0.6	1.4	0.8	1.0	0.7					
Avg. Stride Freq. [Hz]	2.2	2.3	2.3	2.3	2.3	2.3	2.3	2.3					
Avg. Stride Length [m]	6.3	8.1	7.6	7.2	7.1	6.9	6.9	6.8					





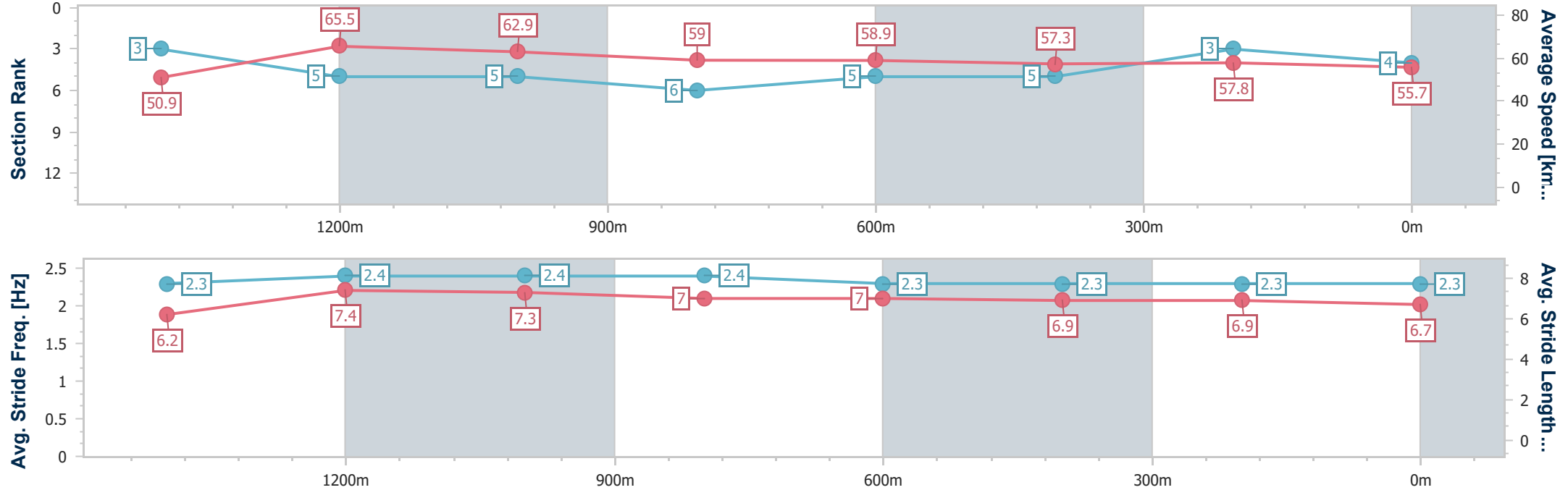
Horse/Jockey Name	Smokin Match
Final Rank	4
Fastest Section Time (Section)	0:11.01 (1400m)
Top Speed [km/h] (Section)	69.2 (Overall)
Race State	Finished



Toowoomba QLD Professional
Race 5: MOCCA MADE 70 BENCHMARK 58 Handicap - 1625m
01 March 2025 - 19:45
Track Rating: Good 4, Weather: Windy, Rail Position: +3m 800m-400m; +5m Remainder



Section	Overall	1400m	1200m	1000m	800m	600m	400m	200m					
Section Times	1:41.17 [4] (0:15.91)	1:25.26 [3] (0:11.01)	1:14.25 [5] (0:11.47)	1:02.78 [5] (0:12.30)	0:50.48 [6] (0:12.39)	0:38.09 [5] (0:12.60)	0:25.49 [5] (0:12.52)	0:12.97 [3] (0:12.97)					
Average Speed [km/h]	50.9	65.5	62.9	59.0	58.9	57.3	57.8	55.7					
Top Speed [km/h]	69.2	67.1	65.2	60.5	59.6	59.8	59.3	58.7					
Avg. Dist. to Rail [m]	3.9	0.6	2.3	2.8	2.6	1.0	2.0	1.4					
Avg. Stride Freq. [Hz]	2.3	2.4	2.4	2.4	2.3	2.3	2.3	2.3					
Avg. Stride Length [m]	6.2	7.4	7.3	7.0	7.0	6.9	6.9	6.7					





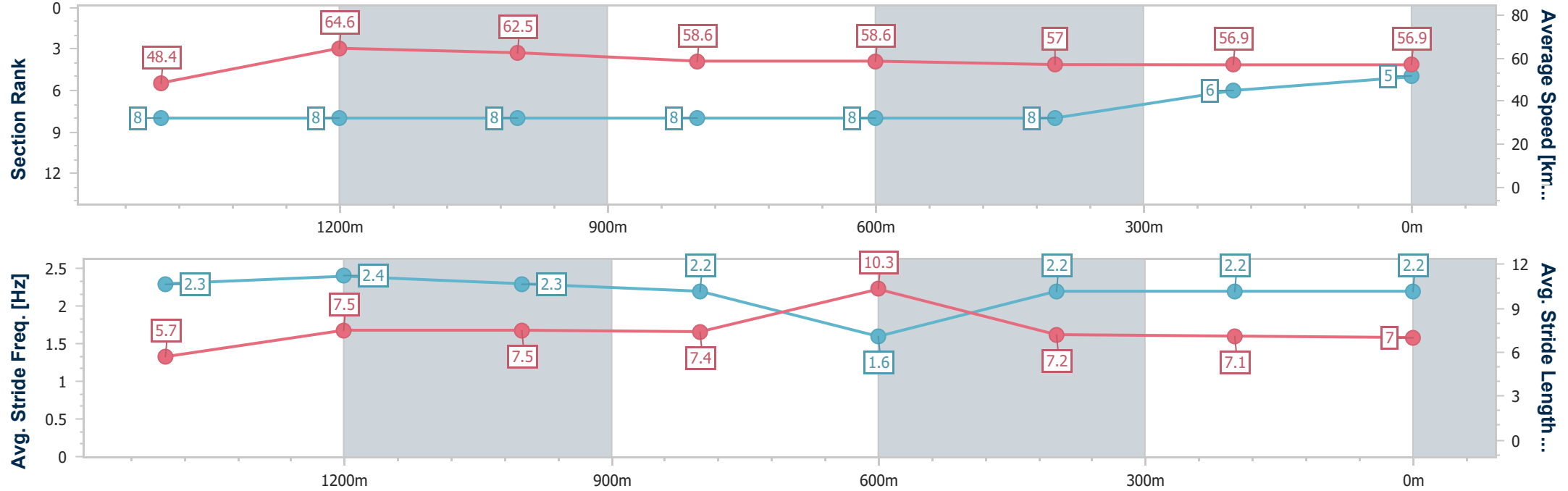
Horse/Jockey Name	Jetpack Verdi
Final Rank	5
Fastest Section Time (Section)	0:10.82 (1400m)
Top Speed [km/h] (Section)	69.3 (Overall)
Race State	Finished



Toowoomba QLD Professional
Race 5: MOCCA MADE 70 BENCHMARK 58 Handicap - 1625m
01 March 2025 - 19:45
Track Rating: Good 4, Weather: Windy, Rail Position: +3m 800m-400m; +5m Remainder



Section	Overall	1400m	1200m	1000m	800m	600m	400m	200m					
Section Times	1:41.48 [5] (0:16.64)	1:24.84 [8] (0:10.82)	1:14.02 [8] (0:11.52)	1:02.50 [8] (0:12.33)	0:50.17 [8] (0:12.37)	0:37.80 [8] (0:12.57)	0:25.23 [8] (0:12.54)	0:12.69 [6] (0:12.69)					
Average Speed [km/h]	48.4	64.6	62.5	58.6	58.6	57.0	56.9	56.9					
Top Speed [km/h]	69.3	67.8	63.8	60.0	59.2	59.0	59.0	59.0					
Avg. Dist. to Rail [m]	5.7	4.9	0.7	1.7	0.9	1.2	1.0	2.2					
Avg. Stride Freq. [Hz]	2.3	2.4	2.3	2.2	1.6	2.2	2.2	2.2					
Avg. Stride Length [m]	5.7	7.5	7.5	7.4	10.3	7.2	7.1	7.0					





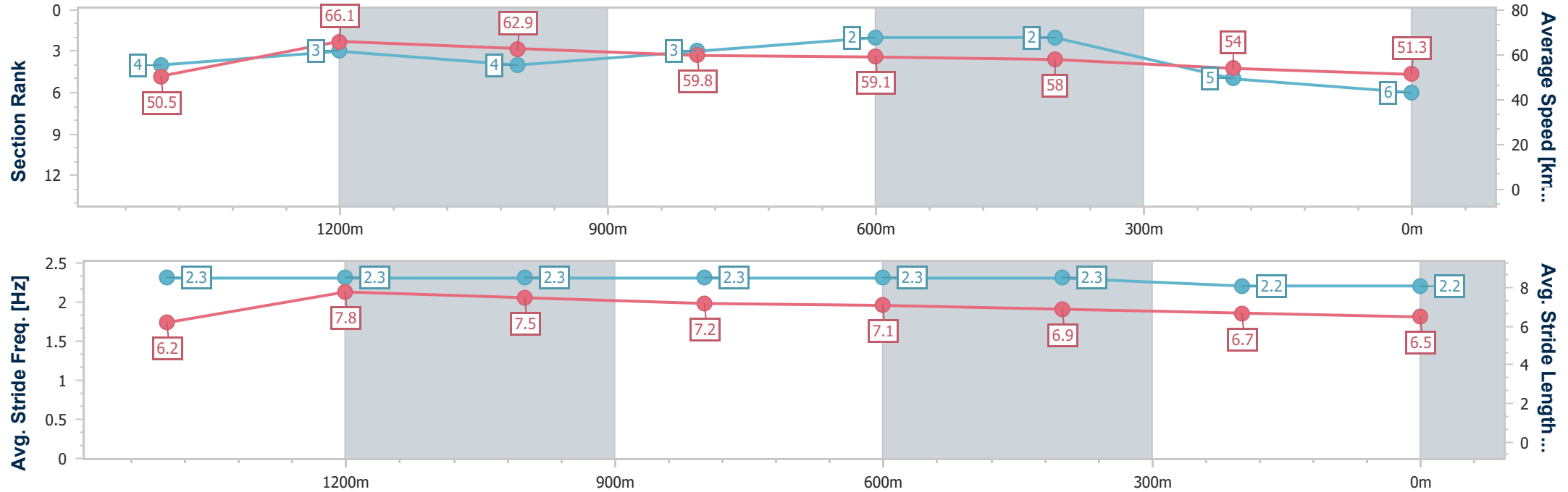
Horse/Jockey Name	Jamaican Mecrazy
Final Rank	6
Fastest Section Time (Section)	0:10.81 (1400m)
Top Speed [km/h] (Section)	66.8 (1400m)
Race State	Finished



Toowoomba QLD Professional
Race 5: MOCCA MADE 70 BENCHMARK 58 Handicap - 1625m
01 March 2025 - 19:45
Track Rating: Good 4, Weather: Windy, Rail Position: +3m 800m-400m; +5m Remainder



Section	Overall	1400m	1200m	1000m	800m	600m	400m	200m					
Section Times	1:42.32 [6] (0:15.92)	1:26.40 [4] (0:10.81)	1:15.59 [3] (0:11.45)	1:04.14 [4] (0:12.15)	0:51.99 [3] (0:12.24)	0:39.75 [2] (0:12.43)	0:27.32 [2] (0:13.28)	0:14.04 [5] (0:14.04)					
Average Speed [km/h]	50.5	66.1	62.9	59.8	59.1	58.0	54.0	51.3					
Top Speed [km/h]	66.7	66.8	64.2	61.3	60.7	60.7	55.6	52.6					
Avg. Dist. to Rail [m]	5.2	2.0	1.9	1.5	2.2	1.3	0.5	1.4					
Avg. Stride Freq. [Hz]	2.3	2.3	2.3	2.3	2.3	2.3	2.2	2.2					
Avg. Stride Length [m]	6.2	7.8	7.5	7.2	7.1	6.9	6.7	6.5					





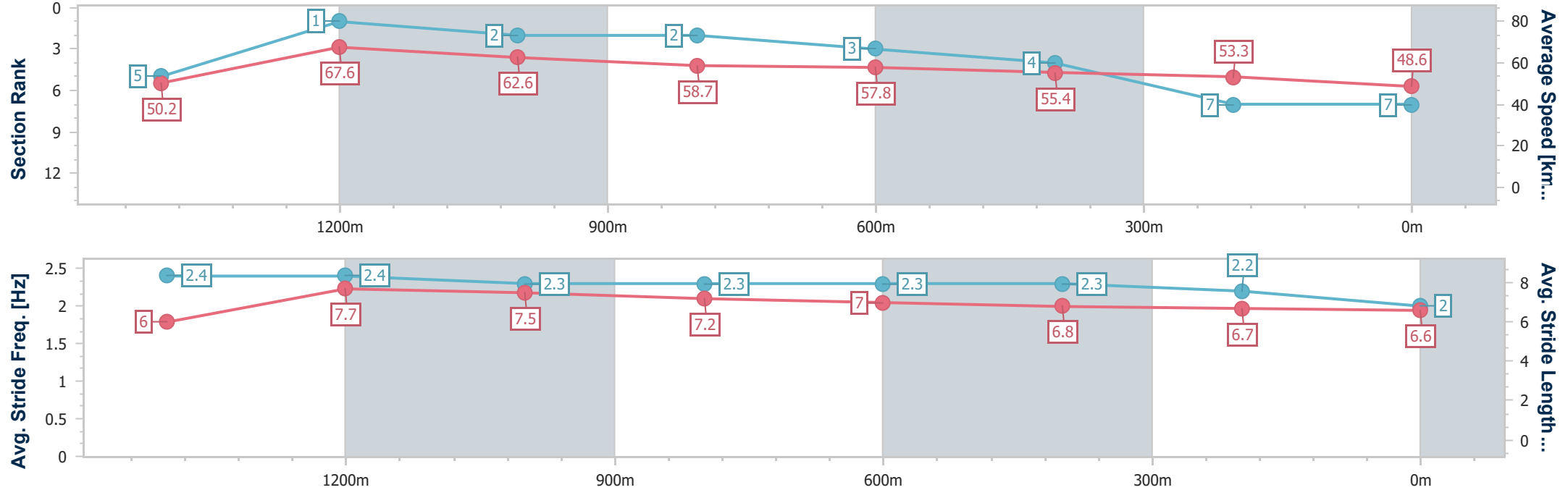
Horse/Jockey Name	Kensal Green
Final Rank	7
Fastest Section Time (Section)	0:10.37 (1400m)
Top Speed [km/h] (Section)	72.7 (Overall)
Race State	Finished



Toowoomba QLD Professional
Race 5: MOCCA MADE 70 BENCHMARK 58 Handicap - 1625m
01 March 2025 - 19:45
Track Rating: Good 4, Weather: Windy, Rail Position: +3m 800m-400m; +5m Remainder



Section	Overall	1400m	1200m	1000m	800m	600m	400m	200m					
Section Times	1:44.01 [7] (0:15.98)	1:28.03 [5] (0:10.37)	1:17.66 [1] (0:11.46)	1:06.20 [2] (0:12.33)	0:53.87 [2] (0:12.57)	0:41.30 [3] (0:12.96)	0:28.34 [4] (0:13.53)	0:14.81 [7] (0:14.81)					
Average Speed [km/h]	50.2	67.6	62.6	58.7	57.8	55.4	53.3	48.6					
Top Speed [km/h]	72.7	69.3	65.8	60.5	58.9	57.5	55.0	50.9					
Avg. Dist. to Rail [m]	6.5	5.2	0.7	1.2	2.0	0.8	1.1	0.7					
Avg. Stride Freq. [Hz]	2.4	2.4	2.3	2.3	2.3	2.3	2.2	2.0					
Avg. Stride Length [m]	6.0	7.7	7.5	7.2	7.0	6.8	6.7	6.6					





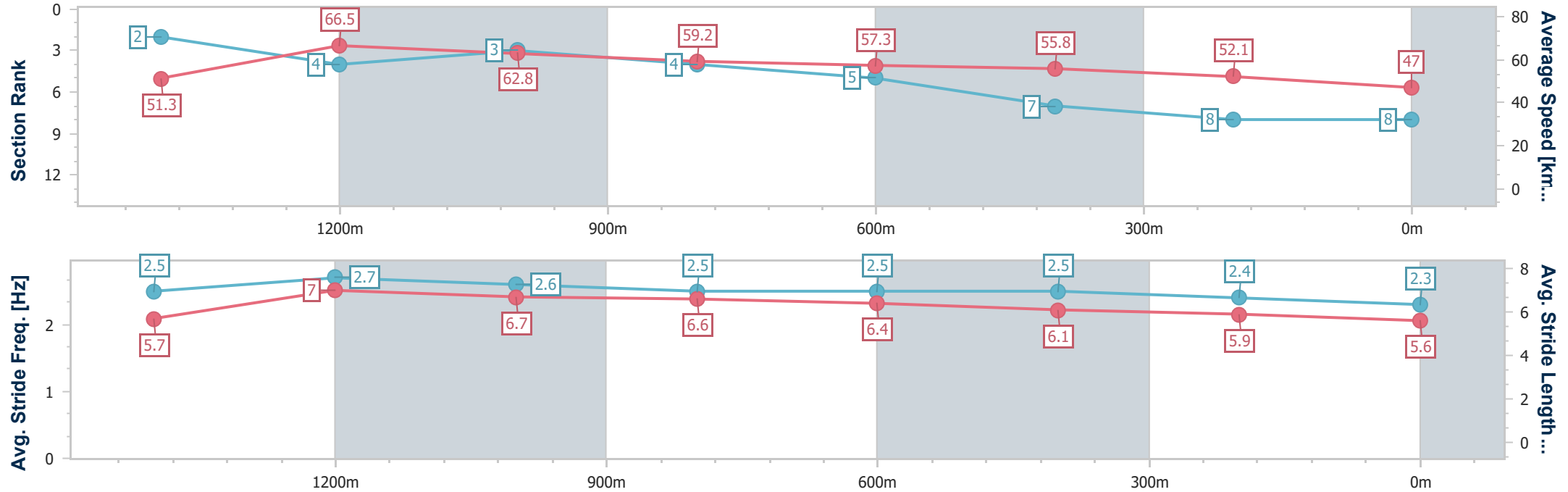
Horse/Jockey Name	Bie'res
Final Rank	8
Fastest Section Time (Section)	0:10.87 (1400m)
Top Speed [km/h] (Section)	69.6 (Overall)
Race State	Finished



Toowoomba QLD Professional
Race 5: MOCCA MADE 70 BENCHMARK 58 Handicap - 1625m
01 March 2025 - 19:45
Track Rating: Good 4, Weather: Windy, Rail Position: +3m 800m-400m; +5m Remainder



Section	Overall	1400m	1200m	1000m	800m	600m	400m	200m					
Section Times	1:45.26 [8] (0:15.88)	1:29.38 [2] (0:10.87)	1:18.51 [4] (0:11.43)	1:07.08 [3] (0:12.28)	0:54.80 [4] (0:12.62)	0:42.18 [5] (0:13.04)	0:29.14 [7] (0:13.84)	0:15.30 [8] (0:15.30)					
Average Speed [km/h]	51.3	66.5	62.8	59.2	57.3	55.8	52.1	47.0					
Top Speed [km/h]	69.6	68.2	66.0	60.8	59.1	58.8	53.6	50.3					
Avg. Dist. to Rail [m]	5.6	0.3	1.5	2.1	2.7	2.1	0.8	1.2					
Avg. Stride Freq. [Hz]	2.5	2.7	2.6	2.5	2.5	2.5	2.4	2.3					
Avg. Stride Length [m]	5.7	7.0	6.7	6.6	6.4	6.1	5.9	5.6					





Toowoomba QLD Professional
Race 6: AG RIGGING Maiden Plate - 1625m
01 March 2025 - 20:15



Track Rating: Good 4, Weather: Windy, Rail Position: +3m 800m-400m; +5m Remainder

Section						Overall	1400m	1200m	1000m	800m	600m	400m	Last 600m		
Field Times						1:40.43 (0:15.96)	1:24.47 (0:11.34)	1:13.13 (0:11.40)	1:01.73 (0:11.98)	0:49.75 (0:11.99)	0:37.76 (0:12.28)	0:25.48 (0:12.54)	0:37.76		
Rank	TAB	Horse/Jockey	Barrier	Top Speed [km/h]	Fastest Section									Distance Travelled [m]	
1	2	SHAKE'N'BAKE	6	67.3	0:11.34	1:40.43 [1]	1:24.47 [1]	1:13.13 [1]	1:01.73 [1]	0:49.75 [1]	0:37.76 [1]	0:25.48 [1]	0:37.76		
		Cobi Vitler		Overall	1400m	(0:15.96)	(0:11.34)	(0:11.40)	(0:11.98)	(0:11.99)	(0:12.28)	(0:12.54)			
2	6	DON'T STOP ME NOW	1	64.4	0:11.42	1:41.60 [2]	1:25.21 [4]	1:13.58 [5]	1:02.16 [5]	0:50.25 [5]	0:38.08 [4]	0:25.71 [2]	0:38.08	+5	
		Les Tilley		Overall	1200m	(0:16.39)	(0:11.63)	(0:11.42)	(0:11.91)	(0:12.17)	(0:12.37)	(0:12.60)			
3	9	VISCOUNT SYDNEY	10	65.2	0:11.57	1:41.96 [3]	1:25.23 [7]	1:13.66 [6]	1:01.99 [7]	0:50.14 [7]	0:38.06 [6]	0:25.56 [6]	0:38.06	+4	
		Anthony Allen		Overall	1400m	(0:16.73)	(0:11.57)	(0:11.67)	(0:11.85)	(0:12.08)	(0:12.50)	(0:12.67)			
4	7	PREACHABULL	9	65.2	0:11.47	1:42.52 [4]	1:26.15 [3]	1:14.59 [4]	1:03.12 [4]	0:51.19 [4]	0:38.97 [5]	0:26.13 [5]	0:38.97	+15	
		Georgina Cartwright		Overall	1200m	(0:16.37)	(0:11.56)	(0:11.47)	(0:11.93)	(0:12.22)	(0:12.84)	(0:13.06)			
5	3	HEADLINE LEGEND	13	64.3	0:11.48	1:42.61 [5]	1:25.91 [6]	1:14.22 [7]	1:02.74 [6]	0:50.86 [6]	0:38.69 [7]	0:25.93 [7]	0:38.69	+12	
		Chelsea Baker		1400m	1200m	(0:16.70)	(0:11.69)	(0:11.48)	(0:11.88)	(0:12.17)	(0:12.76)	(0:13.04)			
6	5	BRAVE HOSHI	5	65.5	0:11.47	1:43.20 [6]	1:27.11 [2]	1:15.50 [2]	1:04.03 [2]	0:52.10 [2]	0:39.80 [2]	0:27.29 [3]	0:39.80	-2	
		Luke Tarrant		Overall	1200m	(0:16.09)	(0:11.61)	(0:11.47)	(0:11.93)	(0:12.30)	(0:12.51)	(0:13.37)			
7	8	HEALTHY SUSPICION	8	66.2	0:11.34	1:44.03 [7]	1:27.62 [5]	1:16.28 [3]	1:04.81 [3]	0:52.88 [3]	0:40.60 [3]	0:27.65 [4]	0:40.60	+14	
		Hannah Richardson		Overall	1400m	(0:16.41)	(0:11.34)	(0:11.47)	(0:11.93)	(0:12.28)	(0:12.95)	(0:13.38)			

Scratched: Baccarat Rouge (#12), Thunder Shanghai (#13), Confector (#1), Montevecchio (#4), Fonzie Rocks (#10), Maurita (#11)



Toowoomba QLD Professional
Race 6: AG RIGGING Maiden Plate - 1625m
01 March 2025 - 20:15



Track Rating: Good 4, Weather: Windy, Rail Position: +3m 800m-400m; +5m Remainder

Section Field Times				200m 0:12.94 (0:12.94)				Last 600m 0:37.76	
Rank	TAB	Horse/Jockey	Barrier	Top Speed [km/h]	Fastest Section	Margin		Distance Travelled [m]	
1	2	SHAKE'N'BAKE	6	67.3	0:11.34	0:12.94 [1]	1:40.43	0:37.76	
		Cobi Vitler		Overall	1400m	(0:12.94)			
2	6	DON'T STOP ME NOW	1	64.4	0:11.42	0:13.11 [2]	6.8L	0:38.08	+5
		Les Tilley		Overall	1200m	(0:13.11)			
3	9	VISCOUNT SYDNEY	10	65.2	0:11.57	0:12.89 [3]	8.8L	0:38.06	+4
		Anthony Allen		Overall	1400m	(0:12.89)			
4	7	PREACHABULL	9	65.2	0:11.47	0:13.07 [5]	12.1L	0:38.97	+15
		Georgina Cartwright		Overall	1200m	(0:13.07)			
5	3	HEADLINE LEGEND	13	64.3	0:11.48	0:12.89 [6]	12.6L	0:38.69	+12
		Chelsea Baker		1400m	1200m	(0:12.89)			
6	5	BRAVE HOSHI	5	65.5	0:11.47	0:13.92 [4]	15.9L	0:39.80	-2
		Luke Tarrant		Overall	1200m	(0:13.92)			
7	8	HEALTHY SUSPICION	8	66.2	0:11.34	0:14.27 [7]	20.7L	0:40.60	+14
		Hannah Richardson		Overall	1400m	(0:14.27)			

Scratched: Baccarat Rouge (#12), Thunder Shanghai (#13), Confector (#1), Montevecchio (#4), Fonzie Rocks (#10), Maurita (#11)



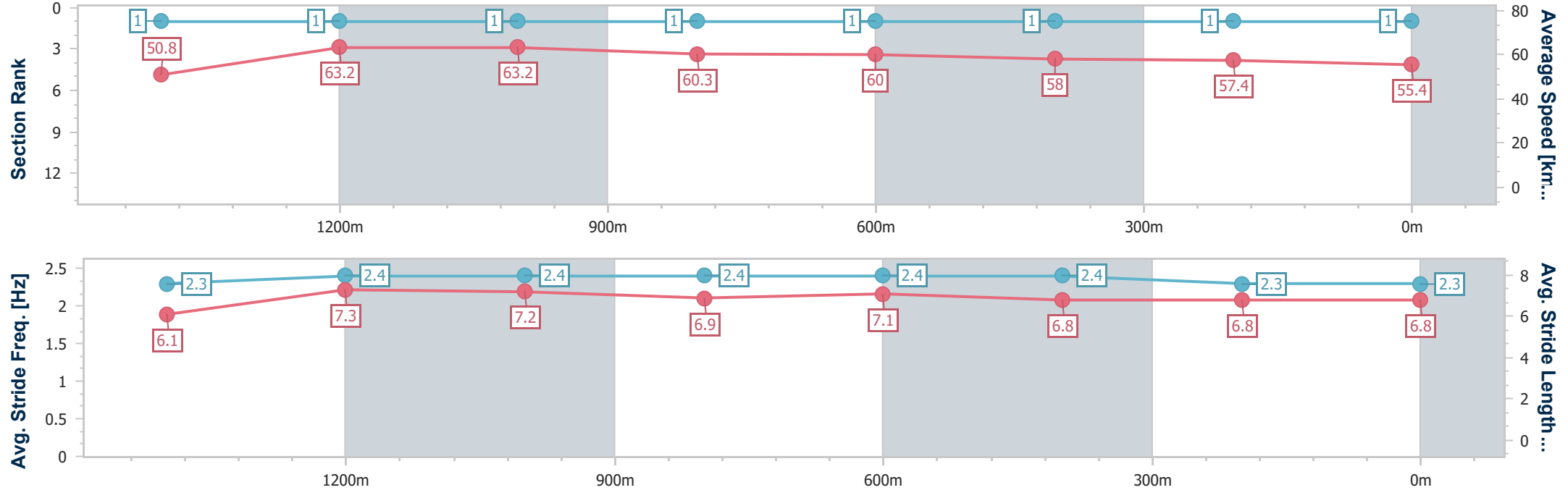
Horse/Jockey Name	Shake'n'bake
Final Rank	1
Fastest Section Time (Section)	0:11.34 (1400m)
Top Speed [km/h] (Section)	67.3 (Overall)
Race State	Finished



Toowoomba QLD Professional
Race 6: AG RIGGING Maiden Plate - 1625m
01 March 2025 - 20:15
Track Rating: Good 4, Weather: Windy, Rail Position: +3m 800m-400m; +5m Remainder



Section	Overall	1400m	1200m	1000m	800m	600m	400m	200m					
Section Times	1:40.43 [1] (0:15.96)	1:24.47 [1] (0:11.34)	1:13.13 [1] (0:11.40)	1:01.73 [1] (0:11.98)	0:49.75 [1] (0:11.99)	0:37.76 [1] (0:12.28)	0:25.48 [1] (0:12.54)	0:12.94 [1] (0:12.94)					
Average Speed [km/h]	50.8	63.2	63.2	60.3	60.0	58.0	57.4	55.4					
Top Speed [km/h]	67.3	66.0	64.4	63.4	61.5	58.9	58.6	57.4					
Avg. Dist. to Rail [m]	4.0	1.0	0.9	1.4	0.6	2.0	0.7	0.4					
Avg. Stride Freq. [Hz]	2.3	2.4	2.4	2.4	2.4	2.4	2.3	2.3					
Avg. Stride Length [m]	6.1	7.3	7.2	6.9	7.1	6.8	6.8	6.8					





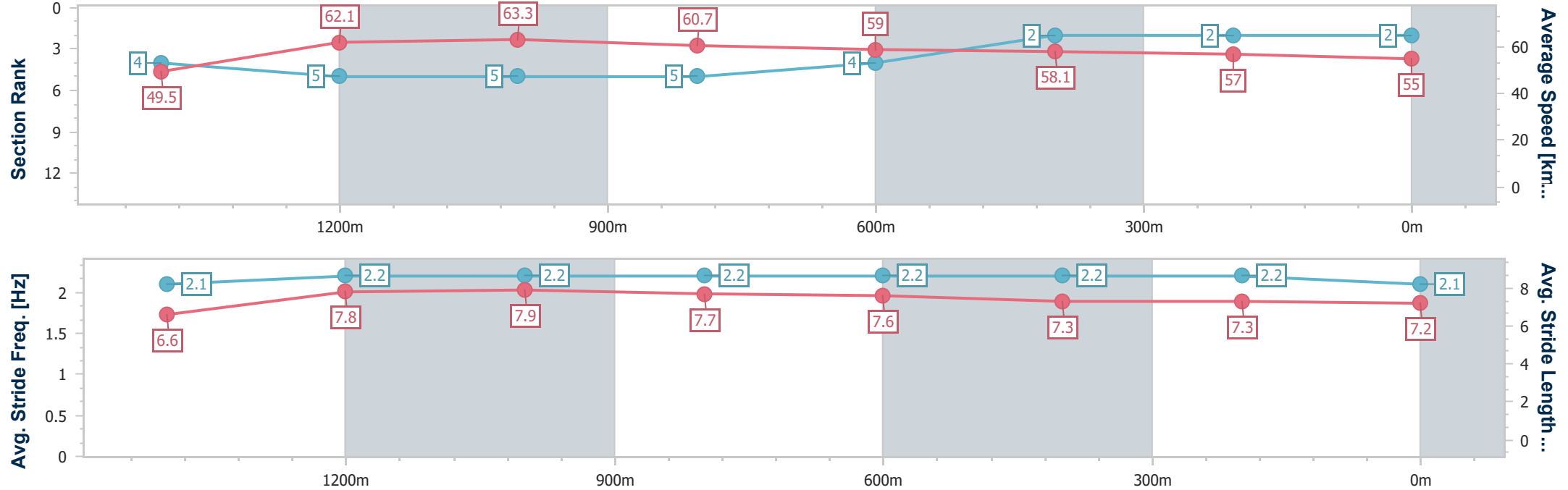
Horse/Jockey Name	Don't Stop Me Now
Final Rank	2
Fastest Section Time (Section)	0:11.42 (1200m)
Top Speed [km/h] (Section)	64.4 (Overall)
Race State	Finished



Toowoomba QLD Professional
Race 6: AG RIGGING Maiden Plate - 1625m
01 March 2025 - 20:15
Track Rating: Good 4, Weather: Windy, Rail Position: +3m 800m-400m; +5m Remainder



Section	Overall	1400m	1200m	1000m	800m	600m	400m	200m					
Section Times	1:41.60 [2] (0:16.39)	1:25.21 [4] (0:11.63)	1:13.58 [5] (0:11.42)	1:02.16 [5] (0:11.91)	0:50.25 [5] (0:12.17)	0:38.08 [4] (0:12.37)	0:25.71 [2] (0:12.60)	0:13.11 [2] (0:13.11)					
Average Speed [km/h]	49.5	62.1	63.3	60.7	59.0	58.1	57.0	55.0					
Top Speed [km/h]	64.4	63.8	64.2	62.1	59.8	58.5	58.0	56.5					
Avg. Dist. to Rail [m]	4.3	0.3	0.8	1.1	0.3	0.5	0.7	2.2					
Avg. Stride Freq. [Hz]	2.1	2.2	2.2	2.2	2.2	2.2	2.2	2.1					
Avg. Stride Length [m]	6.6	7.8	7.9	7.7	7.6	7.3	7.3	7.2					





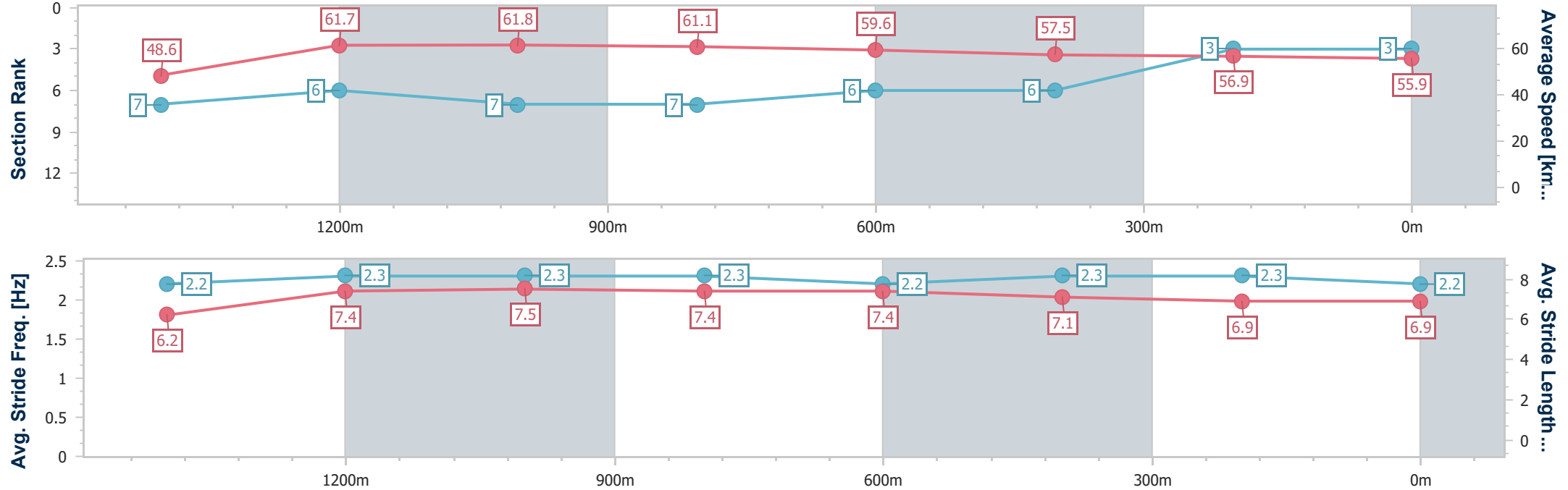
Horse/Jockey Name	Viscount Sydney
Final Rank	3
Fastest Section Time (Section)	0:11.57 (1400m)
Top Speed [km/h] (Section)	65.2 (Overall)
Race State	Finished



Toowoomba QLD Professional
Race 6: AG RIGGING Maiden Plate - 1625m
01 March 2025 - 20:15
Track Rating: Good 4, Weather: Windy, Rail Position: +3m 800m-400m; +5m Remainder



Section	Overall	1400m	1200m	1000m	800m	600m	400m	200m					
Section Times	1:41.96 [3] (0:16.73)	1:25.23 [7] (0:11.57)	1:13.66 [6] (0:11.67)	1:01.99 [7] (0:11.85)	0:50.14 [7] (0:12.08)	0:38.06 [6] (0:12.50)	0:25.56 [6] (0:12.67)	0:12.89 [3] (0:12.89)					
Average Speed [km/h]	48.6	61.7	61.8	61.1	59.6	57.5	56.9	55.9					
Top Speed [km/h]	65.2	63.6	62.1	62.5	60.7	59.5	58.3	56.8					
Avg. Dist. to Rail [m]	6.5	1.4	0.5	1.1	0.6	0.6	1.2	0.7					
Avg. Stride Freq. [Hz]	2.2	2.3	2.3	2.3	2.2	2.3	2.3	2.2					
Avg. Stride Length [m]	6.2	7.4	7.5	7.4	7.4	7.1	6.9	6.9					





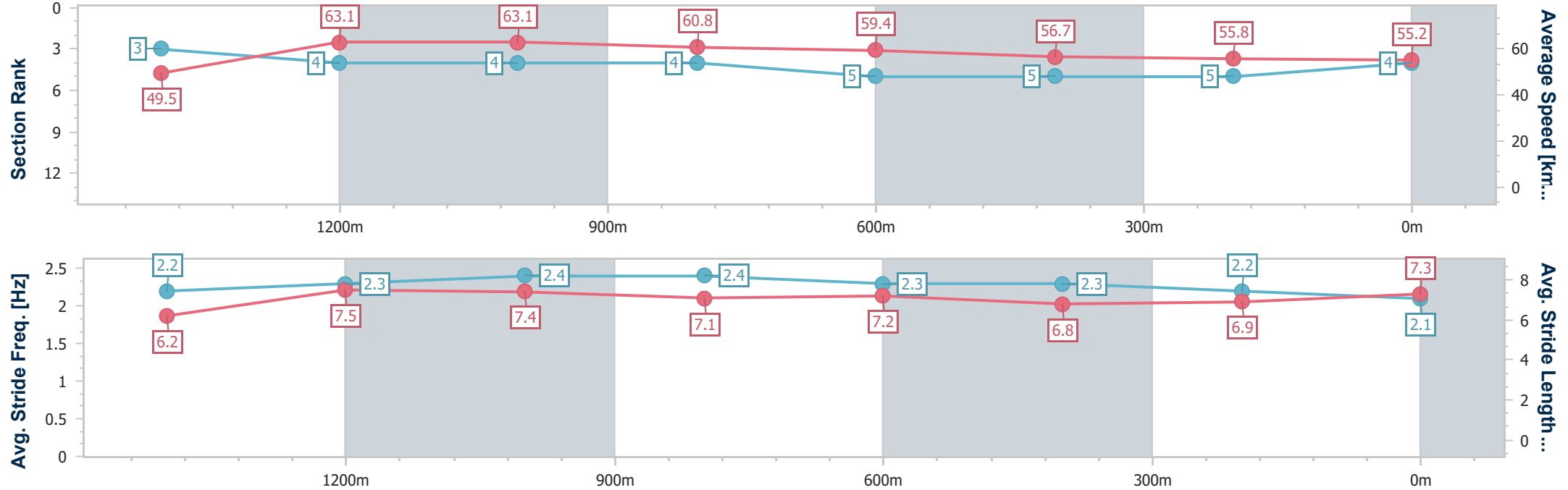
Horse/Jockey Name	Preachabull
Final Rank	4
Fastest Section Time (Section)	0:11.47 (1200m)
Top Speed [km/h] (Section)	65.2 (Overall)
Race State	Finished



Toowoomba QLD Professional
Race 6: AG RIGGING Maiden Plate - 1625m
01 March 2025 - 20:15
Track Rating: Good 4, Weather: Windy, Rail Position: +3m 800m-400m; +5m Remainder



Section	Overall	1400m	1200m	1000m	800m	600m	400m	200m					
Section Times	1:42.52 [4] (0:16.37)	1:26.15 [3] (0:11.56)	1:14.59 [4] (0:11.47)	1:03.12 [4] (0:11.93)	0:51.19 [4] (0:12.22)	0:38.97 [5] (0:12.84)	0:26.13 [5] (0:13.06)	0:13.07 [5] (0:13.07)					
Average Speed [km/h]	49.5	63.1	63.1	60.8	59.4	56.7	55.8	55.2					
Top Speed [km/h]	65.2	64.5	63.7	62.1	60.9	58.2	56.6	55.7					
Avg. Dist. to Rail [m]	5.2	2.1	2.2	2.4	2.9	2.3	2.6	2.0					
Avg. Stride Freq. [Hz]	2.2	2.3	2.4	2.4	2.3	2.3	2.2	2.1					
Avg. Stride Length [m]	6.2	7.5	7.4	7.1	7.2	6.8	6.9	7.3					





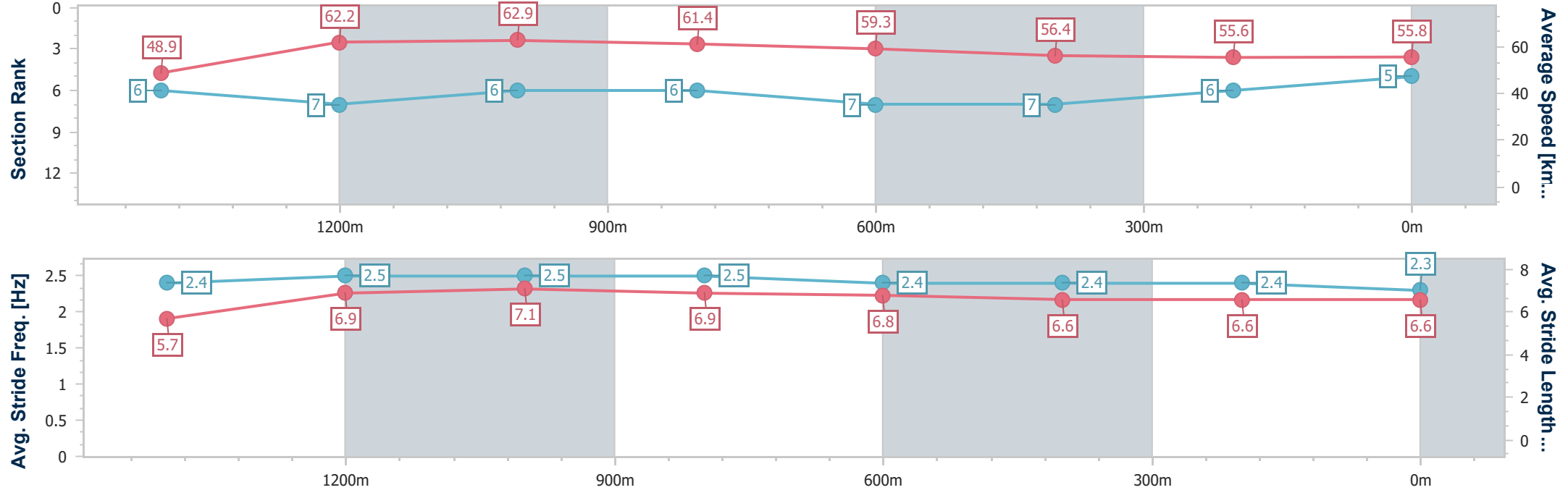
Horse/Jockey Name	Headline Legend
Final Rank	5
Fastest Section Time (Section)	0:11.48 (1200m)
Top Speed [km/h] (Section)	64.3 (1400m)
Race State	Finished



Toowoomba QLD Professional
Race 6: AG RIGGING Maiden Plate - 1625m
01 March 2025 - 20:15
Track Rating: Good 4, Weather: Windy, Rail Position: +3m 800m-400m; +5m Remainder



Section	Overall	1400m	1200m	1000m	800m	600m	400m	200m					
Section Times	1:42.61 [5] (0:16.70)	1:25.91 [6] (0:11.69)	1:14.22 [7] (0:11.48)	1:02.74 [6] (0:11.88)	0:50.86 [6] (0:12.17)	0:38.69 [7] (0:12.76)	0:25.93 [7] (0:13.04)	0:12.89 [6] (0:12.89)					
Average Speed [km/h]	48.9	62.2	62.9	61.4	59.3	56.4	55.6	55.8					
Top Speed [km/h]	64.0	64.3	63.6	62.4	60.6	58.2	57.5	56.0					
Avg. Dist. to Rail [m]	7.3	1.8	3.0	3.4	1.3	0.4	1.9	2.0					
Avg. Stride Freq. [Hz]	2.4	2.5	2.5	2.5	2.4	2.4	2.4	2.3					
Avg. Stride Length [m]	5.7	6.9	7.1	6.9	6.8	6.6	6.6	6.6					





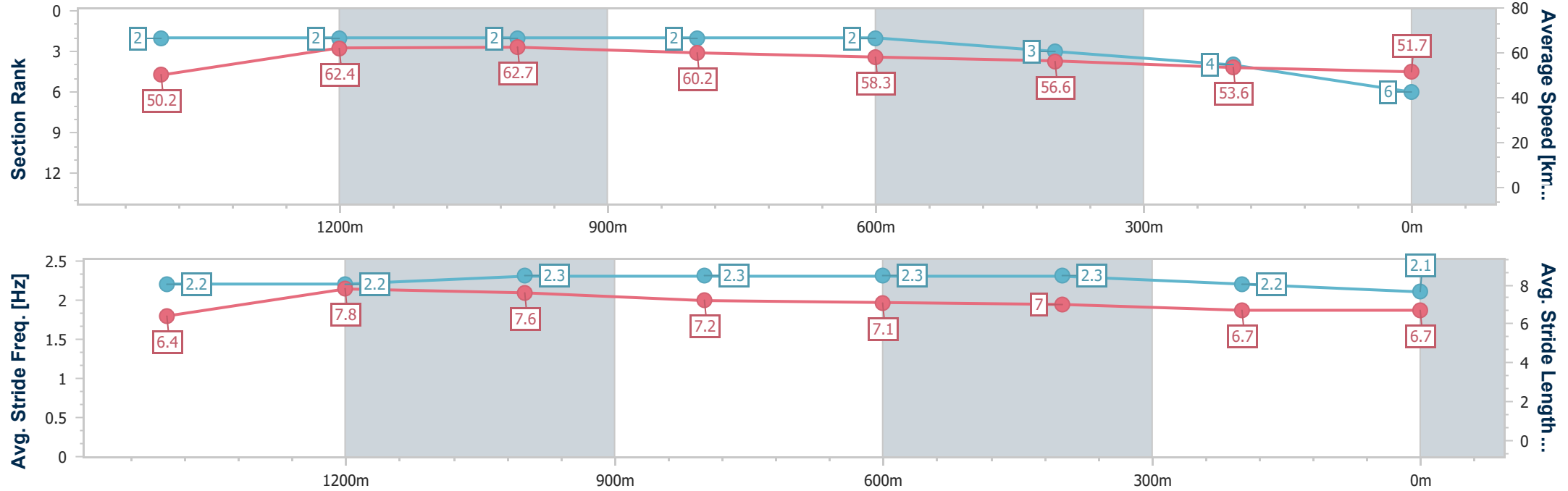
Horse/Jockey Name	Brave Hoshi
Final Rank	6
Fastest Section Time (Section)	0:11.47 (1200m)
Top Speed [km/h] (Section)	65.5 (Overall)
Race State	Finished



Toowoomba QLD Professional
Race 6: AG RIGGING Maiden Plate - 1625m
01 March 2025 - 20:15
Track Rating: Good 4, Weather: Windy, Rail Position: +3m 800m-400m; +5m Remainder



Section	Overall	1400m	1200m	1000m	800m	600m	400m	200m					
Section Times	1:43.20 [6] (0:16.09)	1:27.11 [2] (0:11.61)	1:15.50 [2] (0:11.47)	1:04.03 [2] (0:11.93)	0:52.10 [2] (0:12.30)	0:39.80 [2] (0:12.51)	0:27.29 [3] (0:13.37)	0:13.92 [4] (0:13.92)					
Average Speed [km/h]	50.2	62.4	62.7	60.2	58.3	56.6	53.6	51.7					
Top Speed [km/h]	65.5	64.2	63.7	62.2	59.6	59.1	54.6	52.9					
Avg. Dist. to Rail [m]	3.3	0.9	0.9	0.9	1.1	2.7	1.3	0.8					
Avg. Stride Freq. [Hz]	2.2	2.2	2.3	2.3	2.3	2.3	2.2	2.1					
Avg. Stride Length [m]	6.4	7.8	7.6	7.2	7.1	7.0	6.7	6.7					





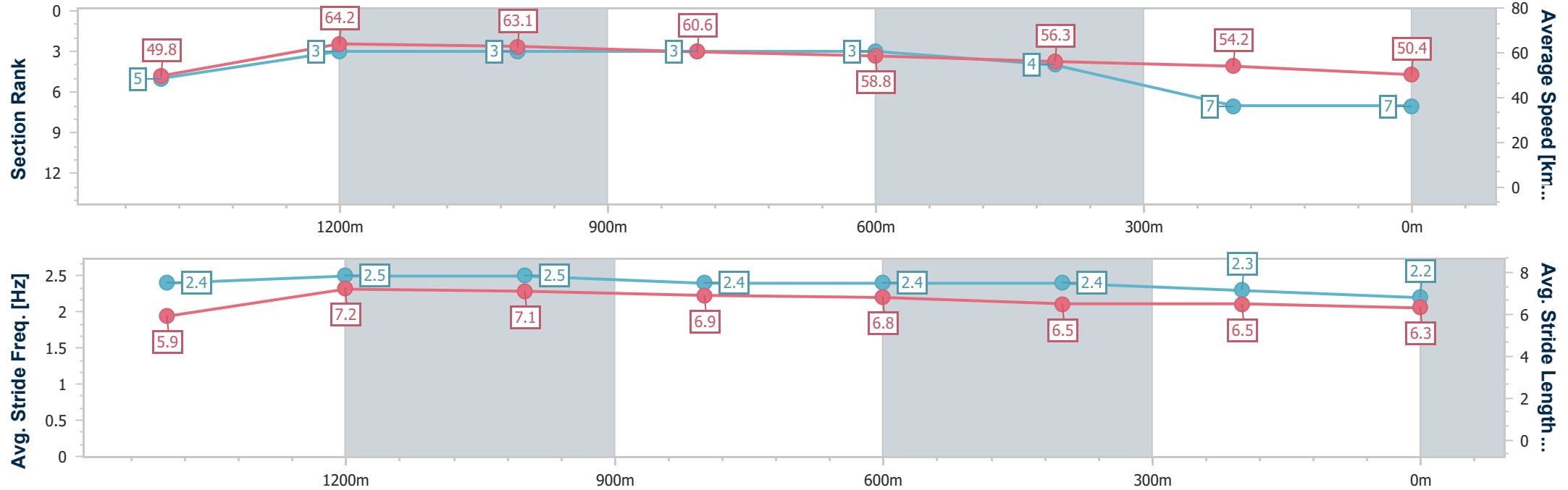
Horse/Jockey Name	Healthy Suspicion
Final Rank	7
Fastest Section Time (Section)	0:11.34 (1400m)
Top Speed [km/h] (Section)	66.2 (Overall)
Race State	Finished



Toowoomba QLD Professional
Race 6: AG RIGGING Maiden Plate - 1625m
01 March 2025 - 20:15
Track Rating: Good 4, Weather: Windy, Rail Position: +3m 800m-400m; +5m Remainder



Section	Overall	1400m	1200m	1000m	800m	600m	400m	200m					
Section Times	1:44.03 [7] (0:16.41)	1:27.62 [5] (0:11.34)	1:16.28 [3] (0:11.47)	1:04.81 [3] (0:11.93)	0:52.88 [3] (0:12.28)	0:40.60 [3] (0:12.95)	0:27.65 [4] (0:13.38)	0:14.27 [7] (0:14.27)					
Average Speed [km/h]	49.8	64.2	63.1	60.6	58.8	56.3	54.2	50.4					
Top Speed [km/h]	66.2	66.2	64.2	62.6	61.0	58.7	55.9	53.0					
Avg. Dist. to Rail [m]	6.3	2.6	1.9	1.6	2.0	2.2	2.1	0.5					
Avg. Stride Freq. [Hz]	2.4	2.5	2.5	2.4	2.4	2.4	2.3	2.2					
Avg. Stride Length [m]	5.9	7.2	7.1	6.9	6.8	6.5	6.5	6.3					





Toowoomba QLD Professional
Race 7: LIVING TURF Maiden Plate - 870m
01 March 2025 - 20:52



Track Rating: Good 4, Weather: Windy, Rail Position: +3m 800m-400m; +5m Remainder

Section							Overall	800m	600m	400m	200m			Last 600m	
Field Times							0:51.39 (0:06.55)	0:44.84 (0:10.82)	0:34.02 (0:11.01)	0:23.01 (0:11.24)	0:11.77 (0:11.77)			0:34.02	
Rank	TAB	Horse/Jockey	Barrier	Top Speed [km/h]	Fastest Section						Margin			Distance Travelled [m]	
1	6	BOONAH FLASHER	6	68.5	0:06.61	0:51.39 [1]	0:44.78 [2]	0:34.02 [1]	0:23.01 [1]	0:11.77 [1]	0:51.39			0:34.02	
		Les Tilley		800m	Overall	(0:06.61)	(0:10.76)	(0:11.01)	(0:11.24)	(0:11.77)					
2	4	KOOL BRUCE	1	67.7	0:06.62	0:51.94 [2]	0:45.32 [3]	0:34.32 [3]	0:23.09 [4]	0:11.80 [2]	3L			0:34.32	+3
		Georgina Cartwright		800m	Overall	(0:06.62)	(0:11.00)	(0:11.23)	(0:11.29)	(0:11.80)					
3	3	ROIGARD	2	67.7	0:06.92	0:52.33 [3]	0:45.41 [5]	0:34.64 [4]	0:23.42 [5]	0:11.95 [3]	5.3L			0:34.64	-1
		Liv O'Donnell		800m	Overall	(0:06.92)	(0:10.77)	(0:11.22)	(0:11.47)	(0:11.95)					
4	2	COSTA CATORI	4	66.9	0:07.06	0:52.80 [4]	0:45.74 [6]	0:34.73 [6]	0:23.56 [6]	0:11.89 [6]	8.1L			0:34.73	+1
		Amy Graham		800m	Overall	(0:07.06)	(0:11.01)	(0:11.17)	(0:11.67)	(0:11.89)					
5	7	MISS IMPRESSIVE	9	68.0	0:06.73	0:52.82 [5]	0:46.09 [4]	0:35.08 [5]	0:24.00 [3]	0:12.22 [4]	8.2L			0:35.08	+7
		Nozi Tomizawa		800m	Overall	(0:06.73)	(0:11.01)	(0:11.08)	(0:11.78)	(0:12.22)					
6	5	STARTLING CAT	7	67.9	0:06.55	0:52.86 [6]	0:46.31 [1]	0:35.47 [2]	0:24.22 [2]	0:12.26 [5]	8.4L			0:35.47	+7
		Kenji Yoshida		800m	Overall	(0:06.55)	(0:10.84)	(0:11.25)	(0:11.96)	(0:12.26)					

Scratched: Alzurri (#1), Stella Boo (#8), Plea (#9)



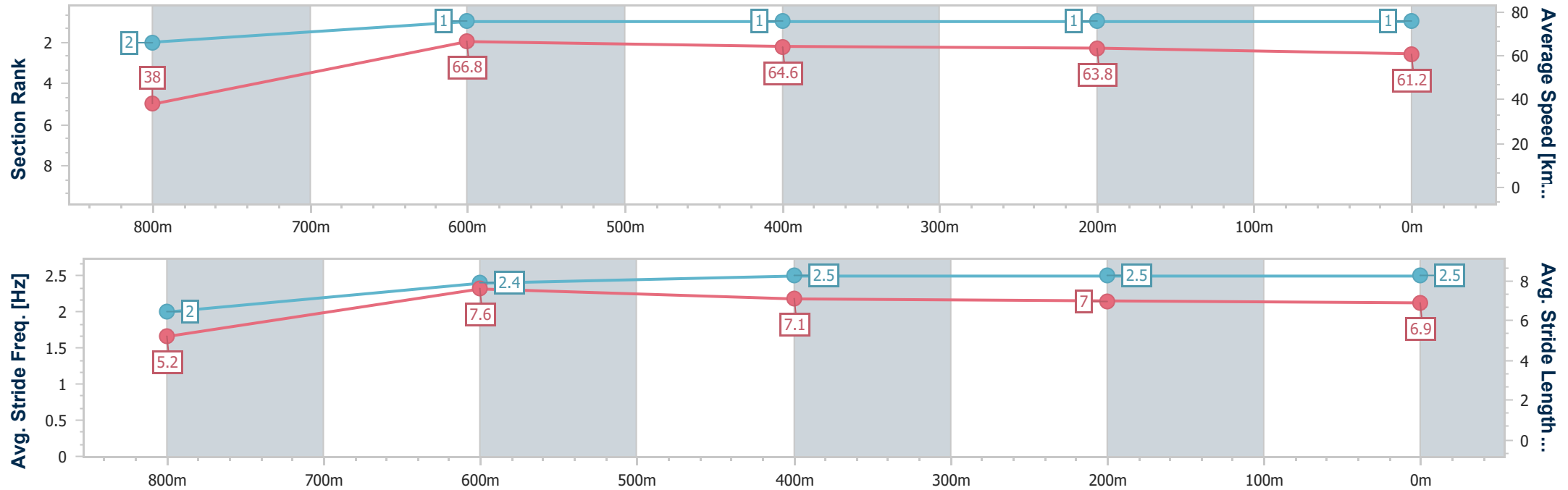
Horse/Jockey Name	Boonah Flasher
Final Rank	1
Fastest Section Time (Section)	0:06.61 (Overall)
Top Speed [km/h] (Section)	68.5 (800m)
Race State	Finished



Toowoomba QLD Professional
Race 7: LIVING TURF Maiden Plate - 870m
01 March 2025 - 20:52
Track Rating: Good 4, Weather: Windy, Rail Position: +3m 800m-400m; +5m Remainder



Section	Overall	800m	600m	400m	200m										
Section Times	0:51.39 [1] (0:06.61)	0:44.78 [2] (0:10.76)	0:34.02 [1] (0:11.01)	0:23.01 [1] (0:11.24)	0:11.77 [1] (0:11.77)										
Average Speed [km/h]	38.0	66.8	64.6	63.8	61.2										
Top Speed [km/h]	63.9	68.5	67.3	64.4	63.5										
Avg. Dist. to Rail [m]	4.3	1.1	1.6	1.8	2.0										
Avg. Stride Freq. [Hz]	2.0	2.4	2.5	2.5	2.5										
Avg. Stride Length [m]	5.2	7.6	7.1	7.0	6.9										





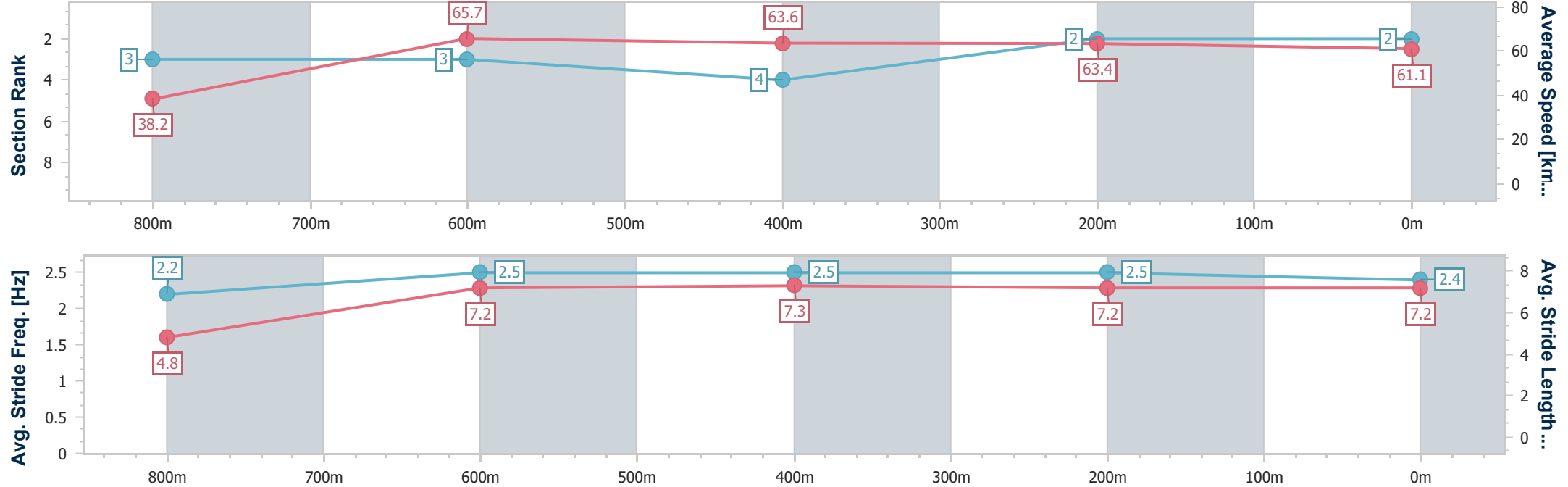
Horse/Jockey Name	Kool Bruce
Final Rank	2
Fastest Section Time (Section)	0:06.62 (Overall)
Top Speed [km/h] (Section)	67.7 (800m)
Race State	Finished



Toowoomba QLD Professional
Race 7: LIVING TURF Maiden Plate - 870m
01 March 2025 - 20:52
Track Rating: Good 4, Weather: Windy, Rail Position: +3m 800m-400m; +5m Remainder



Section	Overall	800m	600m	400m	200m														
Section Times	0:51.94 [2] (0:06.62)	0:45.32 [3] (0:11.00)	0:34.32 [3] (0:11.23)	0:23.09 [4] (0:11.29)	0:11.80 [2] (0:11.80)														
Average Speed [km/h]	38.2	65.7	63.6	63.4	61.1														
Top Speed [km/h]	62.2	67.7	67.2	64.2	62.4														
Avg. Dist. to Rail [m]	3.1	1.5	1.5	1.6	1.1														
Avg. Stride Freq. [Hz]	2.2	2.5	2.5	2.5	2.4														
Avg. Stride Length [m]	4.8	7.2	7.3	7.2	7.2														





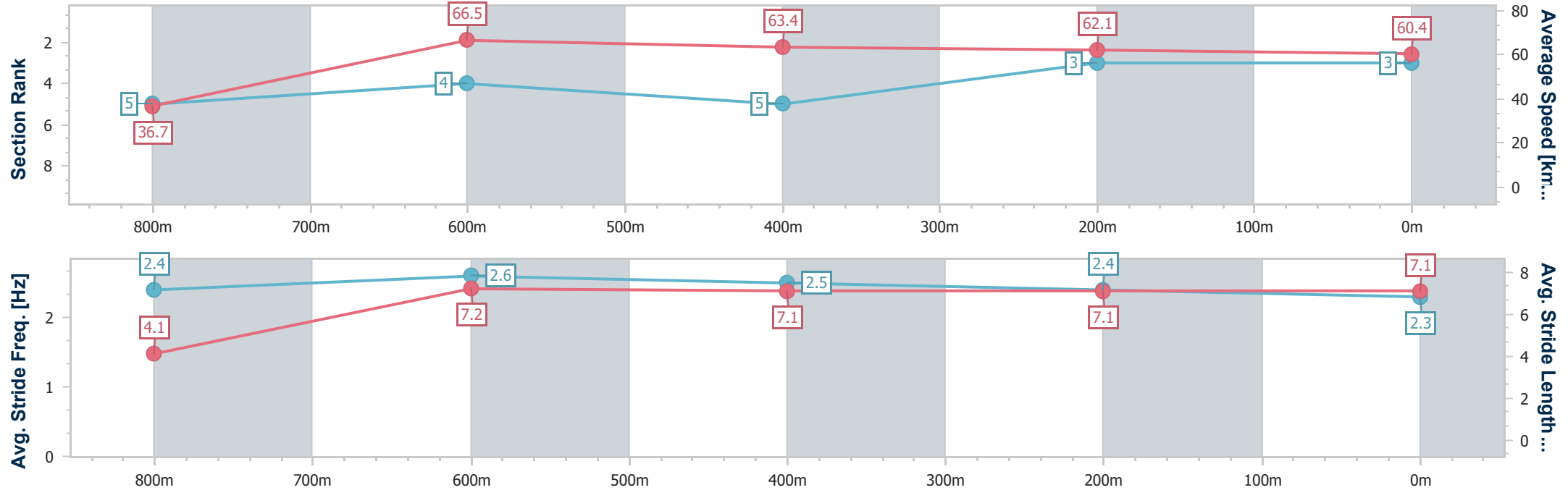
Horse/Jockey Name	Roigard
Final Rank	3
Fastest Section Time (Section)	0:06.92 (Overall)
Top Speed [km/h] (Section)	67.7 (800m)
Race State	Finished



Toowoomba QLD Professional
Race 7: LIVING TURF Maiden Plate - 870m
01 March 2025 - 20:52
Track Rating: Good 4, Weather: Windy, Rail Position: +3m 800m-400m; +5m Remainder



Section	Overall	800m	600m	400m	200m										
Section Times	0:52.33 [3] (0:06.92)	0:45.41 [5] (0:10.77)	0:34.64 [4] (0:11.22)	0:23.42 [5] (0:11.47)	0:11.95 [3] (0:11.95)										
Average Speed [km/h]	36.7	66.5	63.4	62.1	60.4										
Top Speed [km/h]	64.1	67.7	66.1	62.6	62.1										
Avg. Dist. to Rail [m]	5.4	1.0	2.0	2.9	0.6										
Avg. Stride Freq. [Hz]	2.4	2.6	2.5	2.4	2.3										
Avg. Stride Length [m]	4.1	7.2	7.1	7.1	7.1										





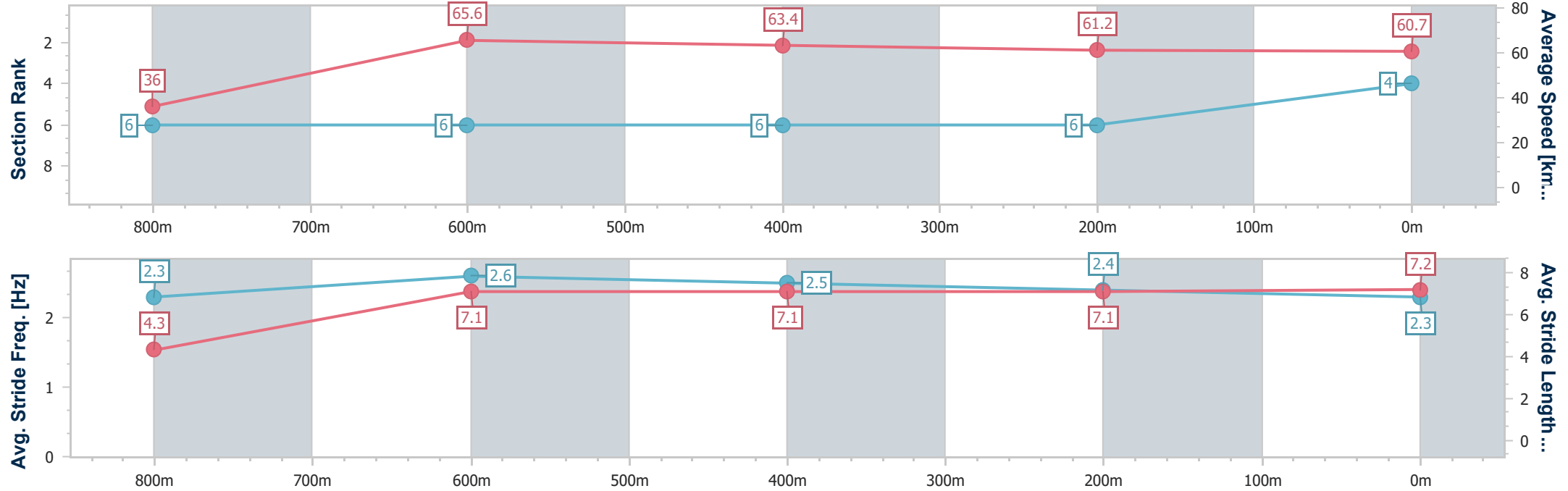
Horse/Jockey Name	Costa Catori
Final Rank	4
Fastest Section Time (Section)	0:07.06 (Overall)
Top Speed [km/h] (Section)	66.9 (800m)
Race State	Finished



Toowoomba QLD Professional
Race 7: LIVING TURF Maiden Plate - 870m
01 March 2025 - 20:52
Track Rating: Good 4, Weather: Windy, Rail Position: +3m 800m-400m; +5m Remainder



Section	Overall	800m	600m	400m	200m										
Section Times	0:52.80 [4] (0:07.06)	0:45.74 [6] (0:11.01)	0:34.73 [6] (0:11.17)	0:23.56 [6] (0:11.67)	0:11.89 [6] (0:11.89)										
Average Speed [km/h]	36.0	65.6	63.4	61.2	60.7										
Top Speed [km/h]	62.9	66.9	65.1	62.1	61.2										
Avg. Dist. to Rail [m]	3.1	1.6	3.0	1.6	0.6										
Avg. Stride Freq. [Hz]	2.3	2.6	2.5	2.4	2.3										
Avg. Stride Length [m]	4.3	7.1	7.1	7.1	7.2										





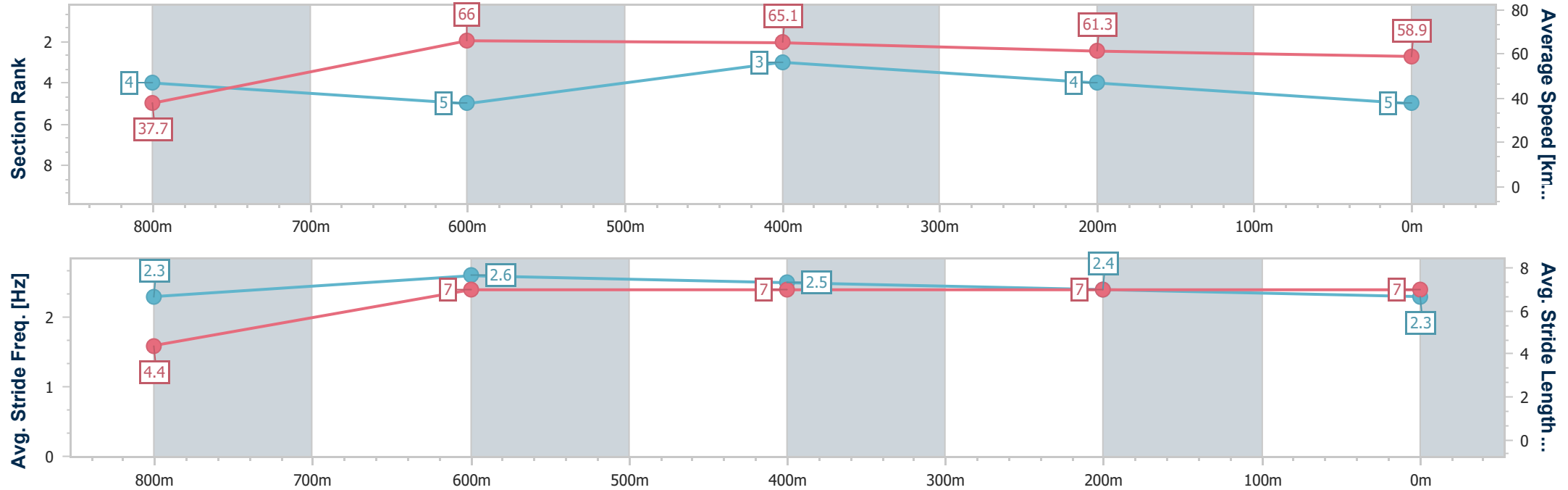
Horse/Jockey Name	Miss Impressive
Final Rank	5
Fastest Section Time (Section)	0:06.73 (Overall)
Top Speed [km/h] (Section)	68.0 (800m)
Race State	Finished



Toowoomba QLD Professional
Race 7: LIVING TURF Maiden Plate - 870m
01 March 2025 - 20:52
Track Rating: Good 4, Weather: Windy, Rail Position: +3m 800m-400m; +5m Remainder



Section	Overall	800m	600m	400m	200m									
Section Times	0:52.82 [5] (0:06.73)	0:46.09 [4] (0:11.01)	0:35.08 [5] (0:11.08)	0:24.00 [3] (0:11.78)	0:12.22 [4] (0:12.22)									
Average Speed [km/h]	37.7	66.0	65.1	61.3	58.9									
Top Speed [km/h]	61.3	68.0	67.0	63.2	60.3									
Avg. Dist. to Rail [m]	4.1	3.6	0.9	1.7	3.6									
Avg. Stride Freq. [Hz]	2.3	2.6	2.5	2.4	2.3									
Avg. Stride Length [m]	4.4	7.0	7.0	7.0	7.0									





Horse/Jockey Name	Startling Cat
Final Rank	6
Fastest Section Time (Section)	0:06.55 (Overall)
Top Speed [km/h] (Section)	67.9 (800m)
Race State	Finished



Toowoomba QLD Professional
Race 7: LIVING TURF Maiden Plate - 870m
01 March 2025 - 20:52
Track Rating: Good 4, Weather: Windy, Rail Position: +3m 800m-400m; +5m Remainder



Section	Overall	800m	600m	400m	200m									
Section Times	0:52.86 [6] (0:06.55)	0:46.31 [1] (0:10.84)	0:35.47 [2] (0:11.25)	0:24.22 [2] (0:11.96)	0:12.26 [5] (0:12.26)									
Average Speed [km/h]	38.4	67.0	64.5	60.3	58.7									
Top Speed [km/h]	62.5	67.9	67.0	62.5	59.7									
Avg. Dist. to Rail [m]	5.0	3.8	1.7	0.8	2.3									
Avg. Stride Freq. [Hz]	2.3	2.6	2.5	2.4	2.2									
Avg. Stride Length [m]	4.5	7.2	7.2	7.1	7.2									

