



Rockhampton QLD Professional

Race 1: Great Northern QTIS Two-Years-Old Maiden Plate - 1100m

04 March 2025 - 14:12



Track Rating: Soft 5, Weather: Fine, Rail Position: +6m Entire

Section		Overall				1000m	800m	600m	400m	200m	Last 600m		
Field Times		1:03.74				0:56.72	0:45.79	0:34.91	0:24.07	0:12.70	0:34.91		
		(0:07.02)				(0:10.93)	(0:10.88)	(0:10.84)	(0:11.37)	(0:12.70)			
Rank	TAB	Horse/Jockey	Barrier	Top Speed [km/h]	Fastest Section						Margin	Distance Travelled [m]	
1	7	POWER CHIC	5	66.9	0:07.27	1:03.74 [1]	0:56.47 [3]	0:45.33 [4]	0:34.20 [4]	0:23.27 [4]	0:12.13 [3]	1:03.74	0:34.20
		Raul Silvera Olivera		600m	Overall	(0:07.27)	(0:11.14)	(0:11.13)	(0:10.93)	(0:11.14)	(0:12.13)		
2	3	OLD GOLD	6	68.3	0:07.02	1:03.84 [2]	0:56.82 [1]	0:45.89 [1]	0:35.01 [1]	0:24.17 [1]	0:12.80 [1]	0.58L	0:35.01
		Justin Stanley		600m	Overall	(0:07.02)	(0:10.93)	(0:10.88)	(0:10.84)	(0:11.37)	(0:12.80)		-8
3	1	HI FRANK	3	66.8	0:07.27	1:04.11 [3]	0:56.84 [4]	0:45.86 [3]	0:34.80 [3]	0:23.79 [3]	0:12.44 [4]	2.19L	0:34.80
		Ashley Butler		800m	Overall	(0:07.27)	(0:10.98)	(0:11.06)	(0:11.01)	(0:11.35)	(0:12.44)		-2
4	5	DESARAE DOLL	2	67.3	0:07.21	1:04.97 [4]	0:57.76 [2]	0:46.73 [2]	0:35.91 [2]	0:25.09 [2]	0:13.50 [2]	7.27L	0:35.91
		Sean Cormack		600m	Overall	(0:07.21)	(0:11.03)	(0:10.82)	(0:10.82)	(0:11.59)	(0:13.50)		-7
5	2	KERZNER	1	65.1	0:07.61	1:06.06 [5]	0:58.45 [6]	0:46.56 [6]	0:34.59 [6]	0:23.20 [6]	0:11.90 [6]	13.67L	0:34.59
		Warwick Satherley		600m	Overall	(0:07.61)	(0:11.89)	(0:11.97)	(0:11.39)	(0:11.30)	(0:11.90)		-6
6	4	UNION DELEGATE	4	64.5	0:07.47	1:06.92 [6]	0:59.45 [5]	0:48.19 [5]	0:36.60 [5]	0:25.09 [5]	0:13.13 [5]	18.74L	0:36.60
		Adam Sewell		1000m	Overall	(0:07.47)	(0:11.26)	(0:11.59)	(0:11.51)	(0:11.96)	(0:13.13)		-8

Scratched: Mo's Marvel (#6), Sensei's Surprise (#8)



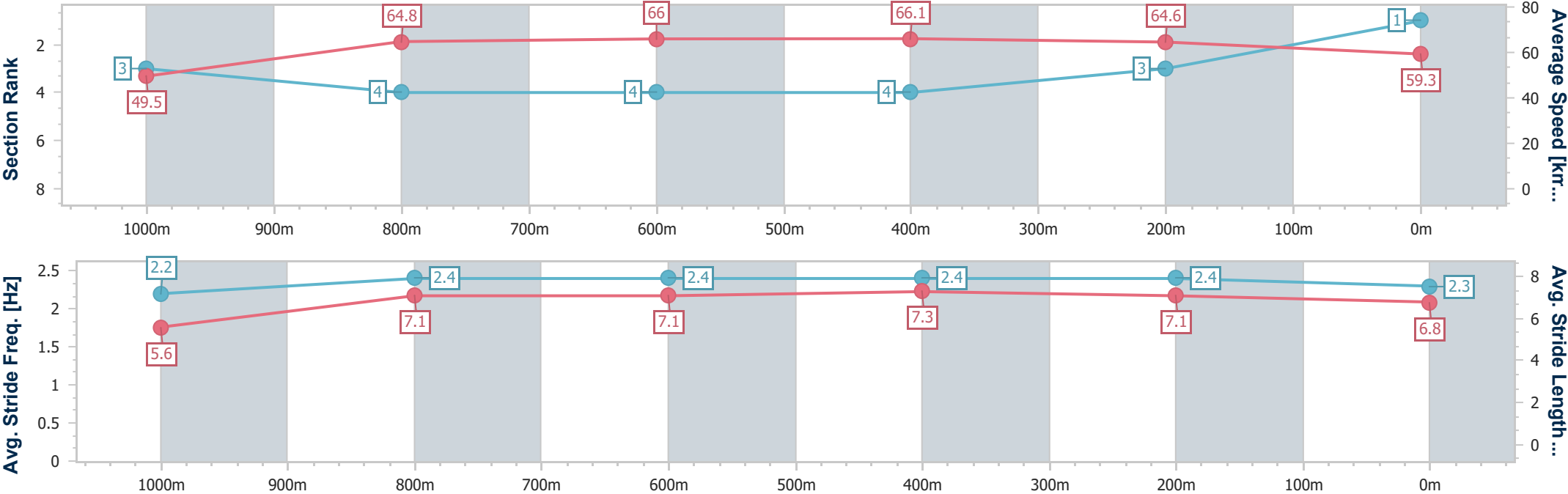
Horse/Jockey Name	Power Chic
Final Rank	1
Fastest Section Time (Section)	0:07.27 (Overall)
Top Speed [km/h] (Section)	66.9 (600m)
Race State	Finished



Rockhampton QLD Professional
Race 1: Great Northern QTIS Two-Years-Old Maiden Plate - 1100m
04 March 2025 - 14:12
Track Rating: Soft 5, Weather: Fine, Rail Position: +6m Entire



Section	Overall	1000m	800m	600m	400m	200m							
Section Times	1:03.74 [1] (0:07.27)	0:56.47 [3] (0:11.14)	0:45.33 [4] (0:11.13)	0:34.20 [4] (0:10.93)	0:23.27 [4] (0:11.14)	0:12.13 [3] (0:12.13)							
Average Speed [km/h]	49.5	64.8	66.0	66.1	64.6	59.3							
Top Speed [km/h]	62.2	65.9	66.8	66.9	66.4	63.3							
Avg. Dist. to Rail [m]	5.3	0.8	2.6	3.7	4.0	4.7							
Avg. Stride Freq. [Hz]	2.2	2.4	2.4	2.4	2.4	2.3							
Avg. Stride Length [m]	5.6	7.1	7.1	7.3	7.1	6.8							





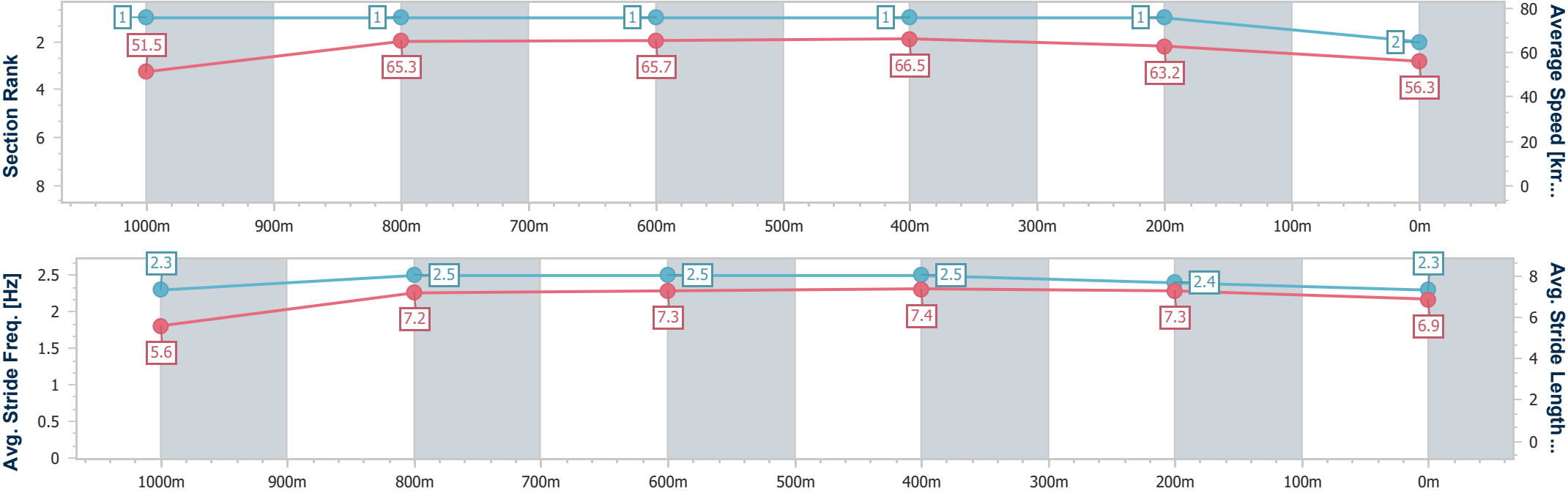
Horse/Jockey Name	Old Gold
Final Rank	2
Fastest Section Time (Section)	0:07.02 (Overall)
Top Speed [km/h] (Section)	68.3 (600m)
Race State	Finished



Rockhampton QLD Professional
Race 1: Great Northern QTIS Two-Years-Old Maiden Plate - 1100m
04 March 2025 - 14:12
Track Rating: Soft 5, Weather: Fine, Rail Position: +6m Entire



Section	Overall	1000m	800m	600m	400m	200m								
Section Times	1:03.84 [2] (0:07.02)	0:56.82 [1] (0:10.93)	0:45.89 [1] (0:10.88)	0:35.01 [1] (0:10.84)	0:24.17 [1] (0:11.37)	0:12.80 [1] (0:12.80)								
Average Speed [km/h]	51.5	65.3	65.7	66.5	63.2	56.3								
Top Speed [km/h]	63.0	66.4	67.0	68.3	64.7	60.9								
Avg. Dist. to Rail [m]	5.3	1.2	1.4	0.9	1.1	1.3								
Avg. Stride Freq. [Hz]	2.3	2.5	2.5	2.5	2.4	2.3								
Avg. Stride Length [m]	5.6	7.2	7.3	7.4	7.3	6.9								





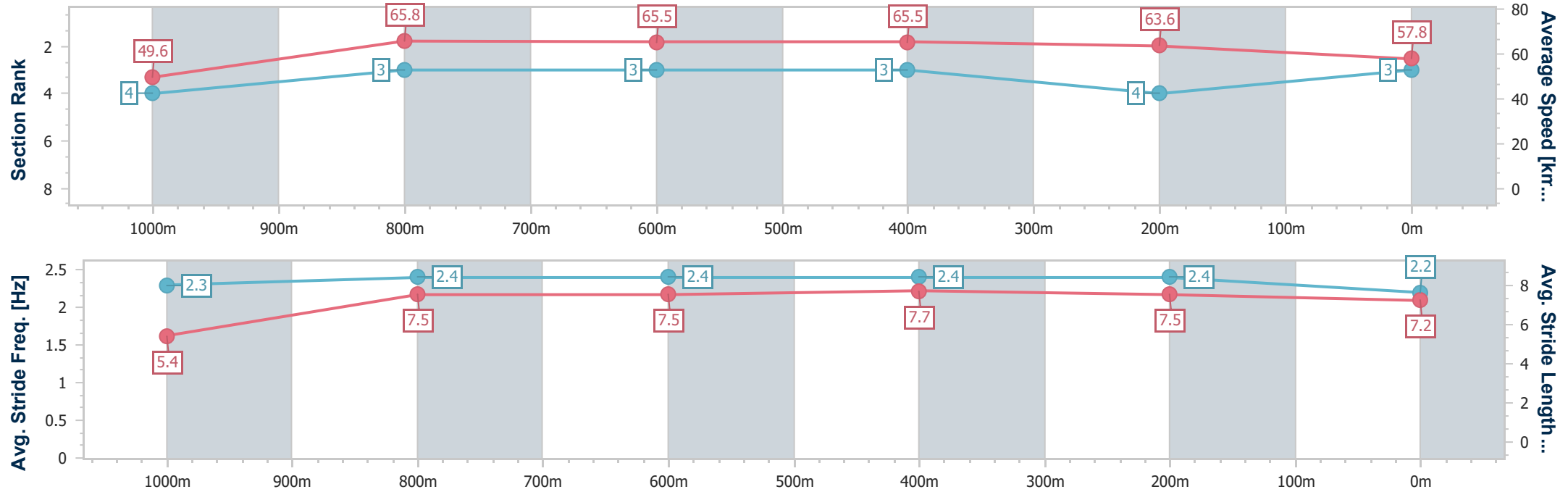
Horse/Jockey Name	Hi Frank
Final Rank	3
Fastest Section Time (Section)	0:07.27 (Overall)
Top Speed [km/h] (Section)	66.8 (800m)
Race State	Finished



Rockhampton QLD Professional
Race 1: Great Northern QTIS Two-Years-Old Maiden Plate - 1100m
04 March 2025 - 14:12
Track Rating: Soft 5, Weather: Fine, Rail Position: +6m Entire



Section	Overall	1000m	800m	600m	400m	200m								
Section Times	1:04.11 [3] (0:07.27)	0:56.84 [4] (0:10.98)	0:45.86 [3] (0:11.06)	0:34.80 [3] (0:11.01)	0:23.79 [3] (0:11.35)	0:12.44 [4] (0:12.44)								
Average Speed [km/h]	49.6	65.8	65.5	65.5	63.6	57.8								
Top Speed [km/h]	64.7	66.6	66.8	66.8	66.4	61.0								
Avg. Dist. to Rail [m]	3.4	0.7	1.2	1.8	2.8	4.1								
Avg. Stride Freq. [Hz]	2.3	2.4	2.4	2.4	2.4	2.2								
Avg. Stride Length [m]	5.4	7.5	7.5	7.7	7.5	7.2								





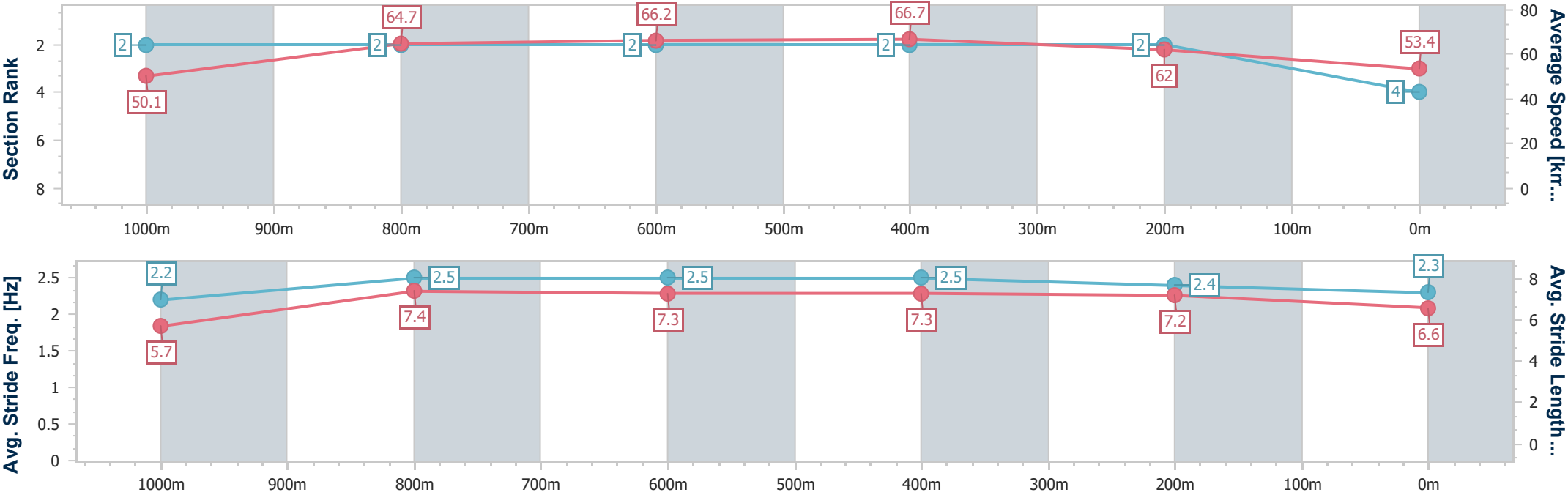
Horse/Jockey Name	Desarae Doll
Final Rank	4
Fastest Section Time (Section)	0:07.21 (Overall)
Top Speed [km/h] (Section)	67.3 (600m)
Race State	Finished



Rockhampton QLD Professional
Race 1: Great Northern QTIS Two-Years-Old Maiden Plate - 1100m
04 March 2025 - 14:12
Track Rating: Soft 5, Weather: Fine, Rail Position: +6m Entire



Section	Overall	1000m	800m	600m	400m	200m								
Section Times	1:04.97 [4] (0:07.21)	0:57.76 [2] (0:11.03)	0:46.73 [2] (0:10.82)	0:35.91 [2] (0:10.82)	0:25.09 [2] (0:11.59)	0:13.50 [2] (0:13.50)								
Average Speed [km/h]	50.1	64.7	66.2	66.7	62.0	53.4								
Top Speed [km/h]	62.8	67.2	67.3	67.3	65.8	58.8								
Avg. Dist. to Rail [m]	1.7	1.6	1.5	2.8	3.2	5.0								
Avg. Stride Freq. [Hz]	2.2	2.5	2.5	2.5	2.4	2.3								
Avg. Stride Length [m]	5.7	7.4	7.3	7.3	7.2	6.6								





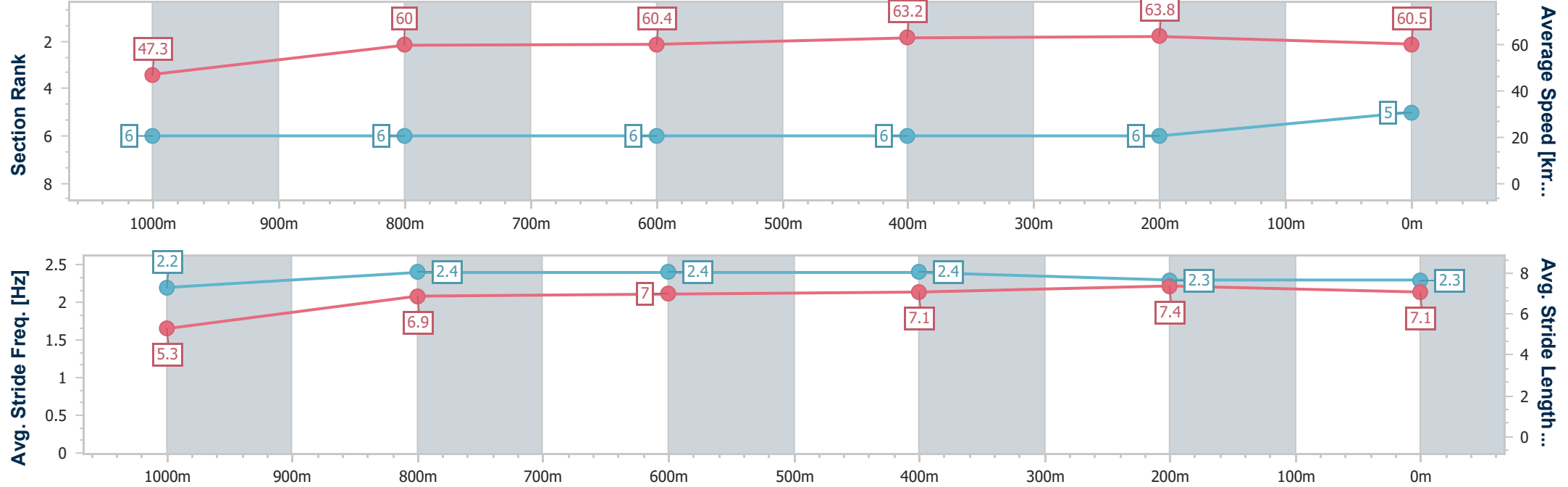
Horse/Jockey Name	Kerzner
Final Rank	5
Fastest Section Time (Section)	0:07.61 (Overall)
Top Speed [km/h] (Section)	65.1 (600m)
Race State	Finished



Rockhampton QLD Professional
Race 1: Great Northern QTIS Two-Years-Old Maiden Plate - 1100m
04 March 2025 - 14:12
Track Rating: Soft 5, Weather: Fine, Rail Position: +6m Entire



Section	Overall	1000m	800m	600m	400m	200m								
Section Times	1:06.06 [5] (0:07.61)	0:58.45 [6] (0:11.89)	0:46.56 [6] (0:11.97)	0:34.59 [6] (0:11.39)	0:23.20 [6] (0:11.30)	0:11.90 [6] (0:11.90)								
Average Speed [km/h]	47.3	60.0	60.4	63.2	63.8	60.5								
Top Speed [km/h]	58.5	61.8	61.8	65.1	64.8	64.5								
Avg. Dist. to Rail [m]	1.1	1.4	1.0	2.6	3.0	4.2								
Avg. Stride Freq. [Hz]	2.2	2.4	2.4	2.4	2.3	2.3								
Avg. Stride Length [m]	5.3	6.9	7.0	7.1	7.4	7.1								





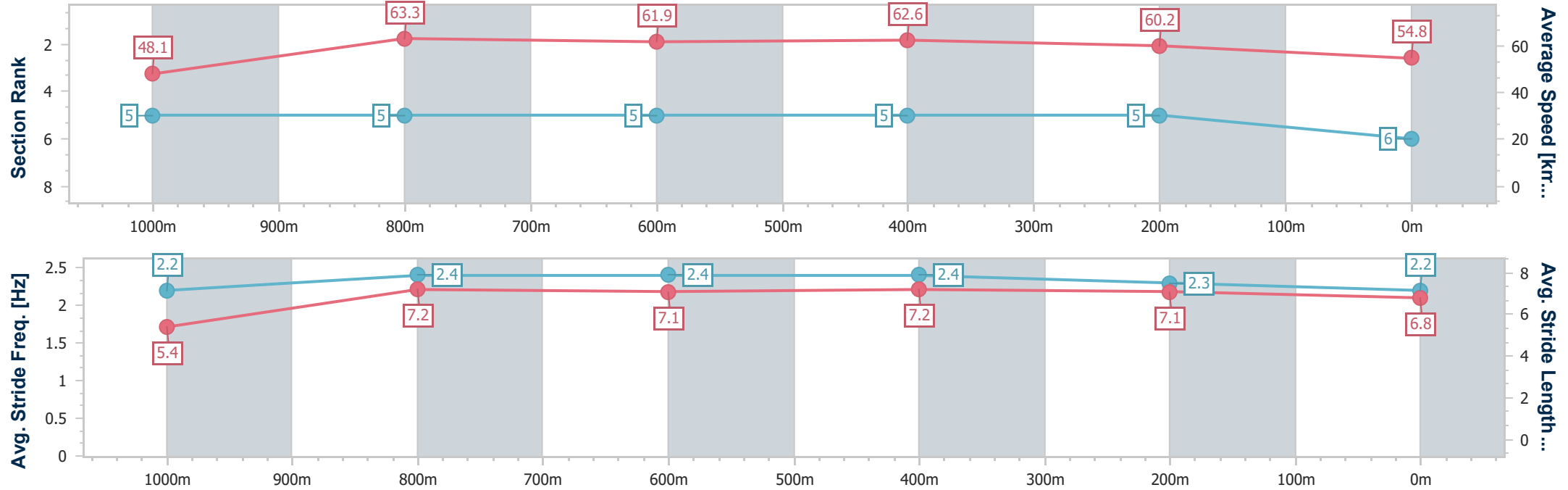
Horse/Jockey Name	Union Delegate
Final Rank	6
Fastest Section Time (Section)	0:07.47 (Overall)
Top Speed [km/h] (Section)	64.5 (1000m)
Race State	Finished



Rockhampton QLD Professional
Race 1: Great Northern QTIS Two-Years-Old Maiden Plate - 1100m
04 March 2025 - 14:12
Track Rating: Soft 5, Weather: Fine, Rail Position: +6m Entire



Section	Overall	1000m	800m	600m	400m	200m								
Section Times	1:06.92 [6] (0:07.47)	0:59.45 [5] (0:11.26)	0:48.19 [5] (0:11.59)	0:36.60 [5] (0:11.51)	0:25.09 [5] (0:11.96)	0:13.13 [5] (0:13.13)								
Average Speed [km/h]	48.1	63.3	61.9	62.6	60.2	54.8								
Top Speed [km/h]	60.0	64.5	63.5	63.5	63.0	58.3								
Avg. Dist. to Rail [m]	4.0	1.5	0.7	1.6	1.9	2.1								
Avg. Stride Freq. [Hz]	2.2	2.4	2.4	2.4	2.3	2.2								
Avg. Stride Length [m]	5.4	7.2	7.1	7.2	7.1	6.8								





Rockhampton QLD Professional

Race 2: TAB 0 - 55 Handicap - 1100m

04 March 2025 - 14:47



Track Rating: Soft 5, Weather: Fine, Rail Position: +6m Entire

Section						Overall	1000m	800m	600m	400m	200m	Last 600m		
Field Times						1:04.01 (0:07.18)	0:56.83 (0:10.49)	0:46.34 (0:10.88)	0:35.46 (0:11.04)	0:24.42 (0:11.57)	0:12.85 (0:12.85)	0:35.46		
Rank	TAB	Horse/Jockey	Barrier	Top Speed [km/h]	Fastest Section							Margin	Distance Travelled [m]	
1	2	DIAMOND MONEY	2	68.0	0:07.73	1:04.01 [1]	0:56.28 [4]	0:45.36 [3]	0:34.41 [3]	0:23.63 [3]	0:12.43 [3]	1:04.01	0:34.41	
		Adam Sewell		600m	Overall	(0:07.73)	(0:10.92)	(0:10.95)	(0:10.78)	(0:11.20)	(0:12.43)			
2	4	GREYLIST	5	69.2	0:07.18	1:04.10 [2]	0:56.92 [1]	0:46.43 [1]	0:35.55 [1]	0:24.51 [1]	0:12.94 [1]	0.57L	0:35.55	-1
		Justin Stanley		1000m	Overall	(0:07.18)	(0:10.49)	(0:10.88)	(0:11.04)	(0:11.57)	(0:12.94)			
3	7	OUR HEART THROB	4	69.1	0:07.73	1:04.14 [3]	0:56.41 [3]	0:45.43 [4]	0:34.37 [4]	0:23.72 [4]	0:12.48 [4]	0.8L	0:34.37	+4
		Georgina Cartwright		600m	Overall	(0:07.73)	(0:10.98)	(0:11.06)	(0:10.65)	(0:11.24)	(0:12.48)			
4	1	TAHKIAN BUBBLES	3	68.2	0:07.26	1:04.42 [4]	0:57.16 [2]	0:46.26 [2]	0:35.33 [2]	0:24.45 [2]	0:13.01 [2]	2.44L	0:35.33	+0
		Liv O'Donnell		800m	Overall	(0:07.26)	(0:10.90)	(0:10.93)	(0:10.88)	(0:11.44)	(0:13.01)			
5	3	ENTERPRISE PHOENIX	1	66.3	0:08.43	1:06.25 [5]	0:57.82 [5]	0:46.59 [5]	0:35.26 [5]	0:24.08 [5]	0:12.60 [5]	13.21L	0:35.26	+0
		Sean Cormack		1000m	Overall	(0:08.43)	(0:11.23)	(0:11.33)	(0:11.18)	(0:11.48)	(0:12.60)			

Scratched: Our Berlinetta (#6), Better Acres (#5)



Horse/Jockey Name	Diamond Money
Final Rank	1
Fastest Section Time (Section)	0:07.73 (Overall)
Top Speed [km/h] (Section)	68.0 (600m)
Race State	Finished



Rockhampton QLD Professional

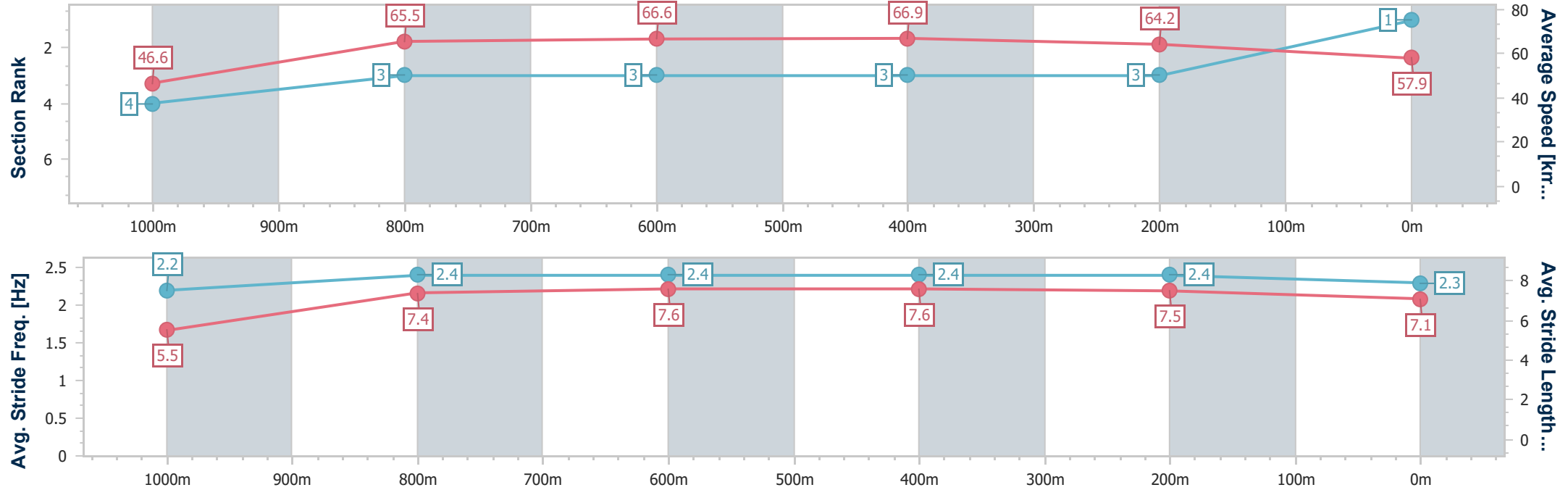
Race 2: TAB 0 - 55 Handicap - 1100m

04 March 2025 - 14:47

Track Rating: Soft 5, Weather: Fine, Rail Position: +6m Entire



Section	Overall	1000m	800m	600m	400m	200m								
Section Times	1:04.01 [1] (0:07.73)	0:56.28 [4] (0:10.92)	0:45.36 [3] (0:10.95)	0:34.41 [3] (0:10.78)	0:23.63 [3] (0:11.20)	0:12.43 [3] (0:12.43)								
Average Speed [km/h]	46.6	65.5	66.6	66.9	64.2	57.9								
Top Speed [km/h]	62.3	67.2	67.6	68.0	67.2	61.3								
Avg. Dist. to Rail [m]	1.3	1.1	1.6	3.3	2.5	2.4								
Avg. Stride Freq. [Hz]	2.2	2.4	2.4	2.4	2.4	2.3								
Avg. Stride Length [m]	5.5	7.4	7.6	7.6	7.5	7.1								





Horse/Jockey Name	Greylist
Final Rank	2
Fastest Section Time (Section)	0:07.18 (Overall)
Top Speed [km/h] (Section)	69.2 (1000m)
Race State	Finished



Rockhampton QLD Professional

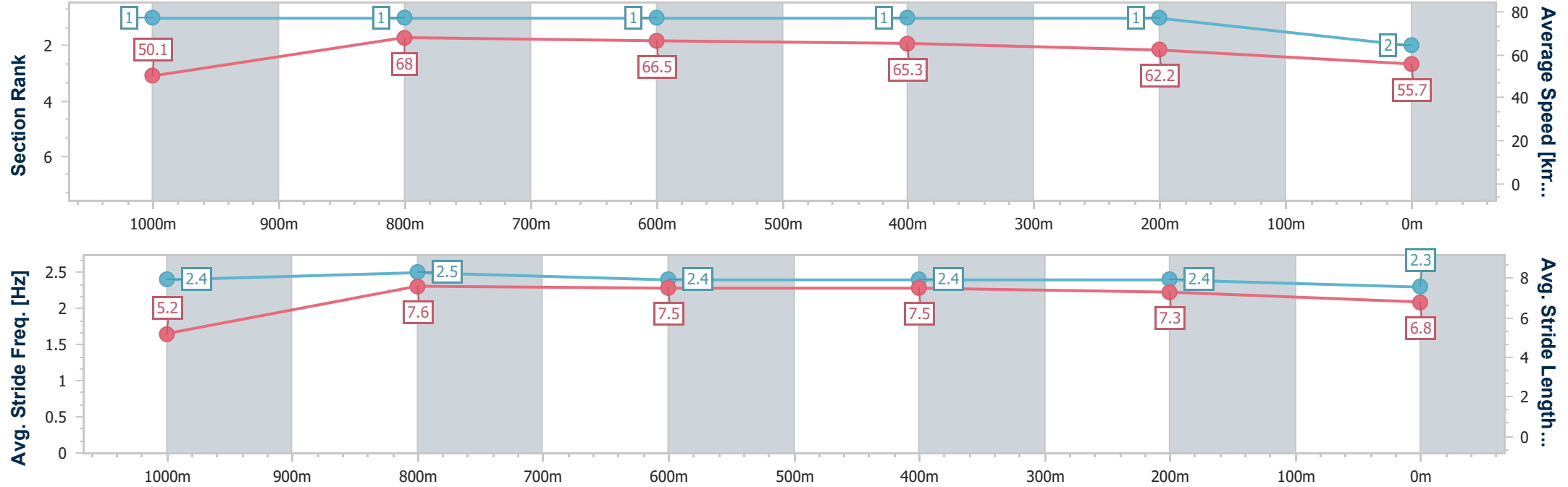
Race 2: TAB 0 - 55 Handicap - 1100m

04 March 2025 - 14:47

Track Rating: Soft 5, Weather: Fine, Rail Position: +6m Entire



Section	Overall	1000m	800m	600m	400m	200m								
Section Times	1:04.10 [2] (0:07.18)	0:56.92 [1] (0:10.49)	0:46.43 [1] (0:10.88)	0:35.55 [1] (0:11.04)	0:24.51 [1] (0:11.57)	0:12.94 [1] (0:12.94)								
Average Speed [km/h]	50.1	68.0	66.5	65.3	62.2	55.7								
Top Speed [km/h]	64.7	69.2	69.0	67.1	64.1	59.2								
Avg. Dist. to Rail [m]	4.7	1.3	1.2	2.0	1.7	1.8								
Avg. Stride Freq. [Hz]	2.4	2.5	2.4	2.4	2.4	2.3								
Avg. Stride Length [m]	5.2	7.6	7.5	7.5	7.3	6.8								





Horse/Jockey Name	Our Heart Throb
Final Rank	3
Fastest Section Time (Section)	0:07.73 (Overall)
Top Speed [km/h] (Section)	69.1 (600m)
Race State	Finished



Rockhampton QLD Professional

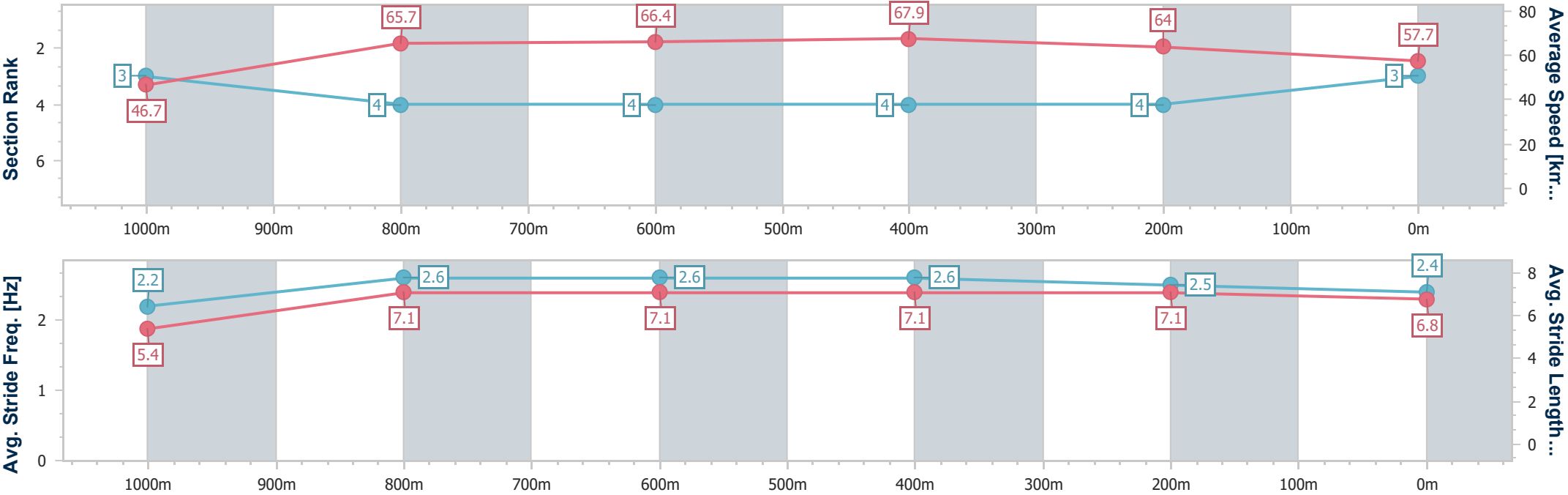
Race 2: TAB 0 - 55 Handicap - 1100m

04 March 2025 - 14:47

Track Rating: Soft 5, Weather: Fine, Rail Position: +6m Entire



Section	Overall	1000m	800m	600m	400m	200m								
Section Times	1:04.14 [3] (0:07.73)	0:56.41 [3] (0:10.98)	0:45.43 [4] (0:11.06)	0:34.37 [4] (0:10.65)	0:23.72 [4] (0:11.24)	0:12.48 [4] (0:12.48)								
Average Speed [km/h]	46.7	65.7	66.4	67.9	64.0	57.7								
Top Speed [km/h]	60.8	68.0	68.0	69.1	65.9	61.8								
Avg. Dist. to Rail [m]	3.1	0.5	2.6	4.0	4.1	4.6								
Avg. Stride Freq. [Hz]	2.2	2.6	2.6	2.6	2.5	2.4								
Avg. Stride Length [m]	5.4	7.1	7.1	7.1	7.1	6.8								





Horse/Jockey Name	Tahkian Bubbles
Final Rank	4
Fastest Section Time (Section)	0:07.26 (Overall)
Top Speed [km/h] (Section)	68.2 (800m)
Race State	Finished



Rockhampton QLD Professional

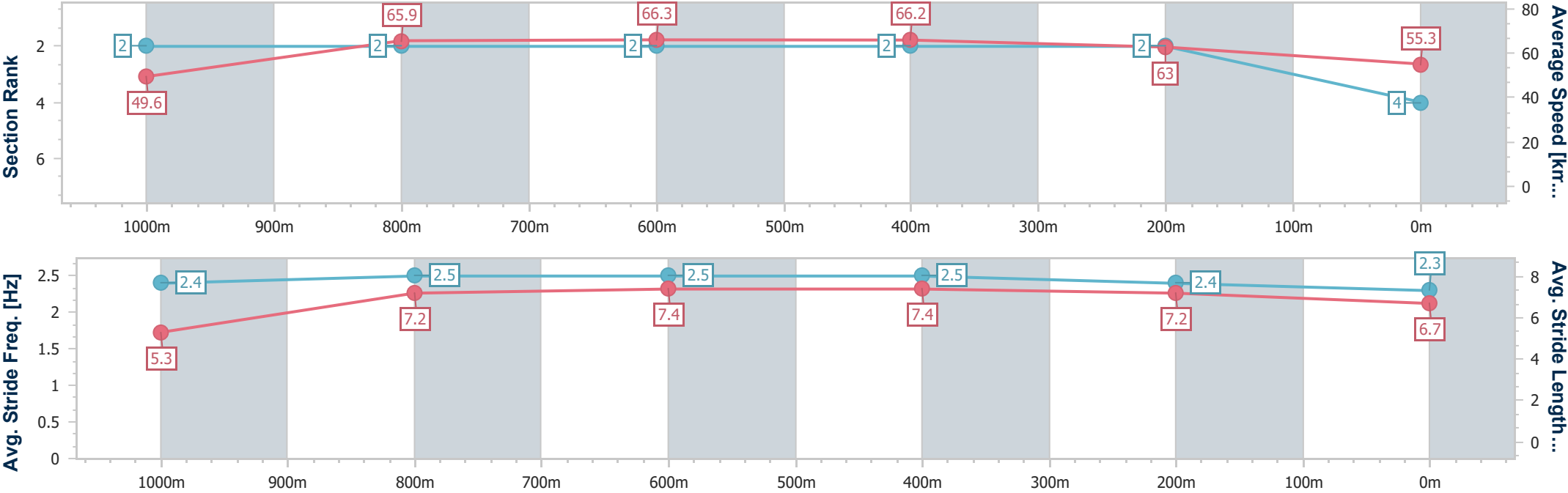
Race 2: TAB 0 - 55 Handicap - 1100m

04 March 2025 - 14:47

Track Rating: Soft 5, Weather: Fine, Rail Position: +6m Entire



Section	Overall	1000m	800m	600m	400m	200m							
Section Times	1:04.42 [4] (0:07.26)	0:57.16 [2] (0:10.90)	0:46.26 [2] (0:10.93)	0:35.33 [2] (0:10.88)	0:24.45 [2] (0:11.44)	0:13.01 [2] (0:13.01)							
Average Speed [km/h]	49.6	65.9	66.3	66.2	63.0	55.3							
Top Speed [km/h]	63.9	67.5	68.2	67.2	65.2	60.2							
Avg. Dist. to Rail [m]	1.9	0.5	1.0	1.0	1.7	3.0							
Avg. Stride Freq. [Hz]	2.4	2.5	2.5	2.5	2.4	2.3							
Avg. Stride Length [m]	5.3	7.2	7.4	7.4	7.2	6.7							





Horse/Jockey Name	Enterprise Phoenix
Final Rank	5
Fastest Section Time (Section)	0:08.43 (Overall)
Top Speed [km/h] (Section)	66.3 (1000m)
Race State	Finished



Rockhampton QLD Professional

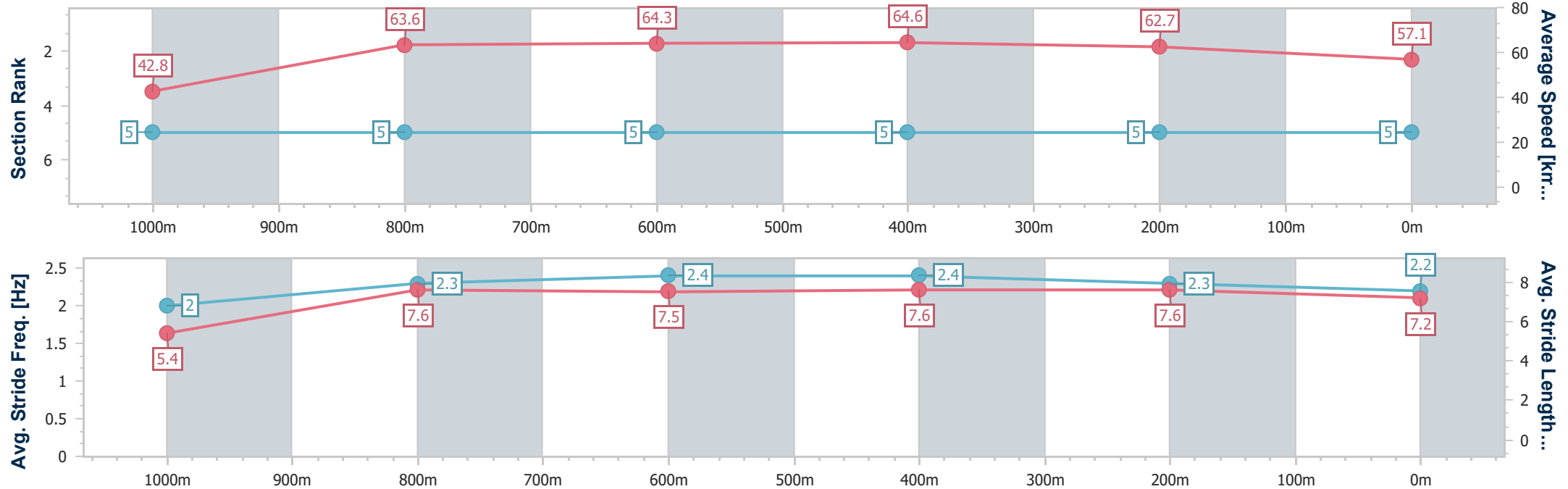
Race 2: TAB 0 - 55 Handicap - 1100m

04 March 2025 - 14:47

Track Rating: Soft 5, Weather: Fine, Rail Position: +6m Entire



Section	Overall	1000m	800m	600m	400m	200m							
Section Times	1:06.25 [5] (0:08.43)	0:57.82 [5] (0:11.23)	0:46.59 [5] (0:11.33)	0:35.26 [5] (0:11.18)	0:24.08 [5] (0:11.48)	0:12.60 [5] (0:12.60)							
Average Speed [km/h]	42.8	63.6	64.3	64.6	62.7	57.1							
Top Speed [km/h]	60.4	66.3	65.6	65.2	64.5	60.7							
Avg. Dist. to Rail [m]	1.4	1.0	1.5	3.6	2.6	1.4							
Avg. Stride Freq. [Hz]	2.0	2.3	2.4	2.4	2.3	2.2							
Avg. Stride Length [m]	5.4	7.6	7.5	7.6	7.6	7.2							





Rockhampton QLD Professional

Race 3: Join us for St Patrick's Day QTIS Three-Years-Old Handicap - 1050m

04 March 2025 - 15:28



Track Rating: Soft 5, Weather: Fine, Rail Position: +6m Entire

Section		Overall				1000m	800m	600m	400m	200m	Last 600m		
Field Times		1:00.08				0:55.71	0:44.78	0:34.01	0:23.19	0:12.00	0:34.01		
		(0:04.37)				(0:10.93)	(0:10.77)	(0:10.82)	(0:11.19)	(0:12.00)			
Rank	TAB	Horse/Jockey	Barrier	Top Speed [km/h]	Fastest Section							Margin	Distance Travelled [m]
1	4	AMBERINGER	3	69.7	0:04.51	1:00.08 [1]	0:55.57 [6]	0:44.32 [6]	0:33.64 [4]	0:22.93 [4]	0:12.00 [1]	1:00.08	0:33.64
		Warwick Satherley		800m	Overall	(0:04.51)	(0:11.25)	(0:10.68)	(0:10.71)	(0:10.93)	(0:12.00)		
2	2	LAMENTUM	1	68.3	0:04.37	1:00.38 [2]	0:56.01 [1]	0:44.99 [3]	0:34.31 [1]	0:23.49 [1]	0:12.26 [2]	1.78L	0:34.31 -5
		Liv O'Donnell		800m	Overall	(0:04.37)	(0:11.02)	(0:10.68)	(0:10.82)	(0:11.23)	(0:12.26)		
3	7	KAI MONDO	6	69.4	0:04.39	1:00.48 [3]	0:56.09 [3]	0:45.17 [2]	0:34.36 [2]	0:23.54 [2]	0:12.35 [3]	2.35L	0:34.36 +3
		McKenzie Apel		800m	Overall	(0:04.39)	(0:10.92)	(0:10.81)	(0:10.82)	(0:11.19)	(0:12.35)		
4	3	MIMMY'S SECRET	2	67.9	0:04.37	1:00.50 [4]	0:56.13 [2]	0:44.94 [4]	0:33.99 [6]	0:23.27 [5]	0:12.23 [4]	2.44L	0:33.99 +2
		Adam Sewell		800m	Overall	(0:04.37)	(0:11.19)	(0:10.95)	(0:10.72)	(0:11.04)	(0:12.23)		
5	8	SPITZBERG	4	68.4	0:04.53	1:00.51 [5]	0:55.98 [7]	0:44.48 [7]	0:33.57 [7]	0:22.97 [7]	0:12.00 [7]	2.53L	0:33.57 -2
		Sean Cormack		600m	Overall	(0:04.53)	(0:11.50)	(0:10.91)	(0:10.60)	(0:10.97)	(0:12.00)		
6	1	BOLD ARTIC	8	68.8	0:04.48	1:00.62 [6]	0:56.14 [5]	0:44.97 [5]	0:34.12 [5]	0:23.33 [6]	0:12.18 [6]	3.18L	0:34.12 +3
		Georgina Cartwright		1000m	Overall	(0:04.48)	(0:11.17)	(0:10.85)	(0:10.79)	(0:11.15)	(0:12.18)		
7	6	MORE STYLISH	5	69.0	0:04.39	1:00.85 [7]	0:56.46 [4]	0:45.55 [1]	0:34.70 [3]	0:23.82 [3]	0:12.44 [5]	4.49L	0:34.70 +2
		Justin Stanley		800m	Overall	(0:04.39)	(0:10.91)	(0:10.85)	(0:10.88)	(0:11.38)	(0:12.44)		
8	5	SOUTHAVEN	7	66.5	0:04.68	1:01.34 [8]	0:56.66 [8]	0:45.13 [8]	0:34.16 [8]	0:23.13 [8]	0:12.04 [8]	7.42L	0:34.16 -2
		Ashley Butler		800m	Overall	(0:04.68)	(0:11.53)	(0:10.97)	(0:11.03)	(0:11.09)	(0:12.04)		



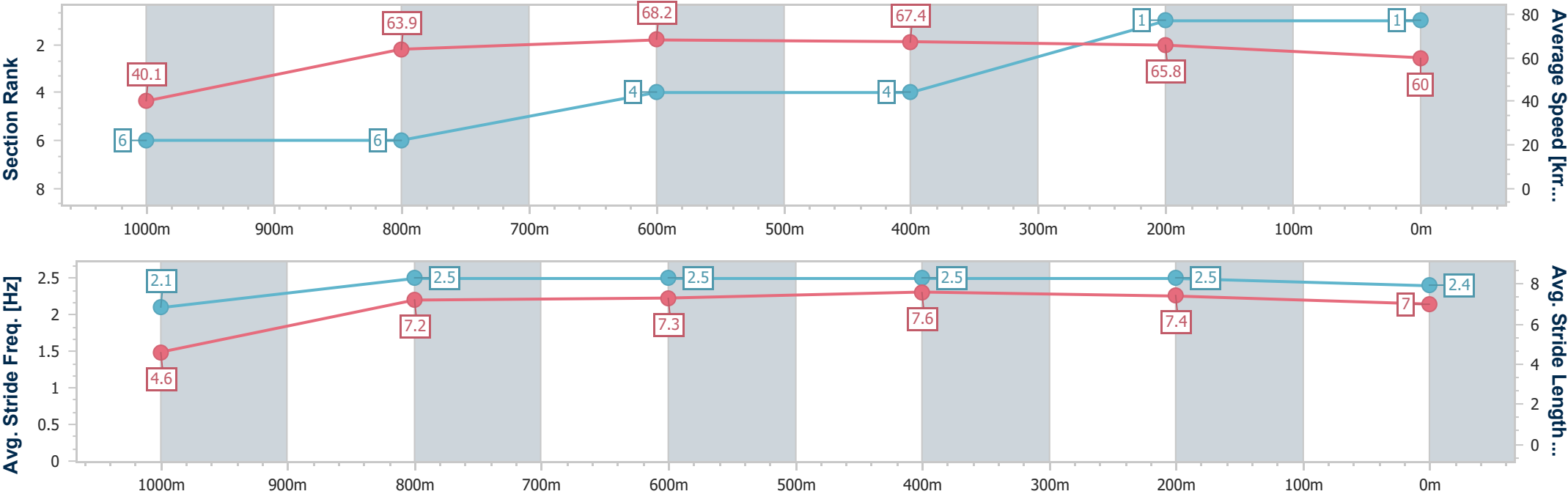
Horse/Jockey Name	Amberinger
Final Rank	1
Fastest Section Time (Section)	0:04.51 (Overall)
Top Speed [km/h] (Section)	69.7 (800m)
Race State	Finished



Rockhampton QLD Professional
Race 3: Join us for St Patrick's Day QTIS Three-Years-Old
Handicap - 1050m
04 March 2025 - 15:28
Track Rating: Soft 5, Weather: Fine, Rail Position: +6m Entire



Section	Overall	1000m	800m	600m	400m	200m							
Section Times	1:00.08 [1] (0:04.51)	0:55.57 [6] (0:11.25)	0:44.32 [6] (0:10.68)	0:33.64 [4] (0:10.71)	0:22.93 [4] (0:10.93)	0:12.00 [1] (0:12.00)							
Average Speed [km/h]	40.1	63.9	68.2	67.4	65.8	60.0							
Top Speed [km/h]	54.1	67.1	69.7	69.3	69.2	64.3							
Avg. Dist. to Rail [m]	3.1	0.9	1.5	3.3	2.6	4.2							
Avg. Stride Freq. [Hz]	2.1	2.5	2.5	2.5	2.5	2.4							
Avg. Stride Length [m]	4.6	7.2	7.3	7.6	7.4	7.0							





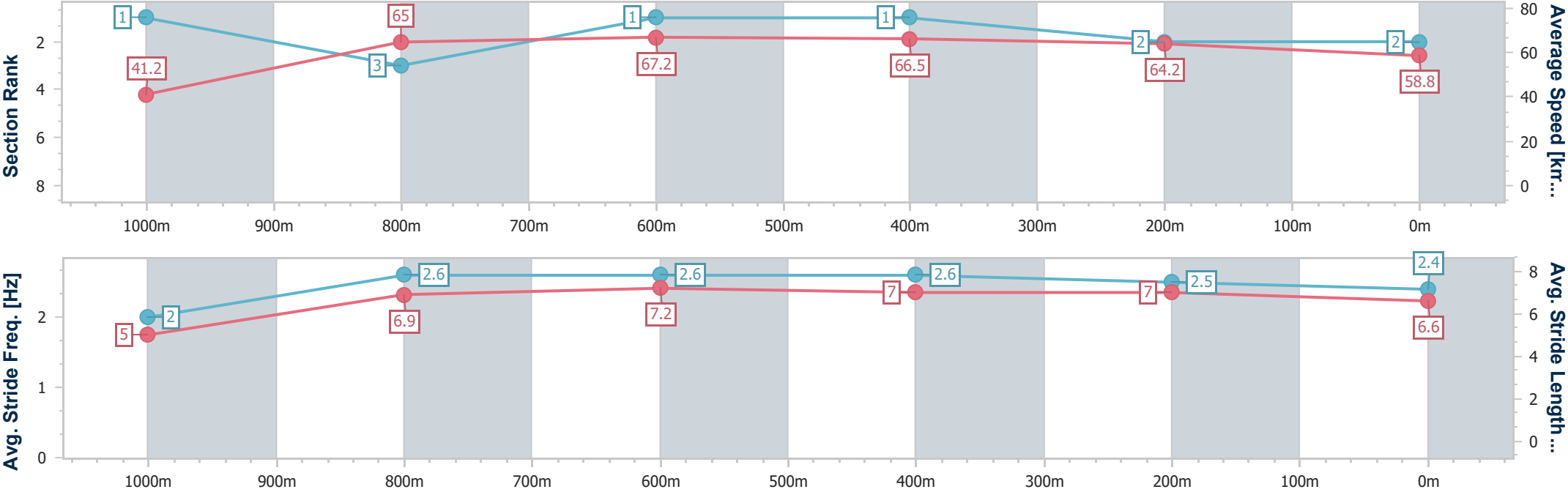
Horse/Jockey Name	Lamentum
Final Rank	2
Fastest Section Time (Section)	0:04.37 (Overall)
Top Speed [km/h] (Section)	68.3 (800m)
Race State	Finished



Rockhampton QLD Professional
Race 3: Join us for St Patrick's Day QTIS Three-Years-Old
Handicap - 1050m
04 March 2025 - 15:28
Track Rating: Soft 5, Weather: Fine, Rail Position: +6m Entire



Section	Overall	1000m	800m	600m	400m	200m								
Section Times	1:00.38 [2] (0:04.37)	0:56.01 [1] (0:11.02)	0:44.99 [3] (0:10.68)	0:34.31 [1] (0:10.82)	0:23.49 [1] (0:11.23)	0:12.26 [2] (0:12.26)								
Average Speed [km/h]	41.2	65.0	67.2	66.5	64.2	58.8								
Top Speed [km/h]	55.9	67.8	68.3	67.3	66.0	61.8								
Avg. Dist. to Rail [m]	1.5	0.8	0.7	0.5	1.5	1.8								
Avg. Stride Freq. [Hz]	2.0	2.6	2.6	2.6	2.5	2.4								
Avg. Stride Length [m]	5.0	6.9	7.2	7.0	7.0	6.6								





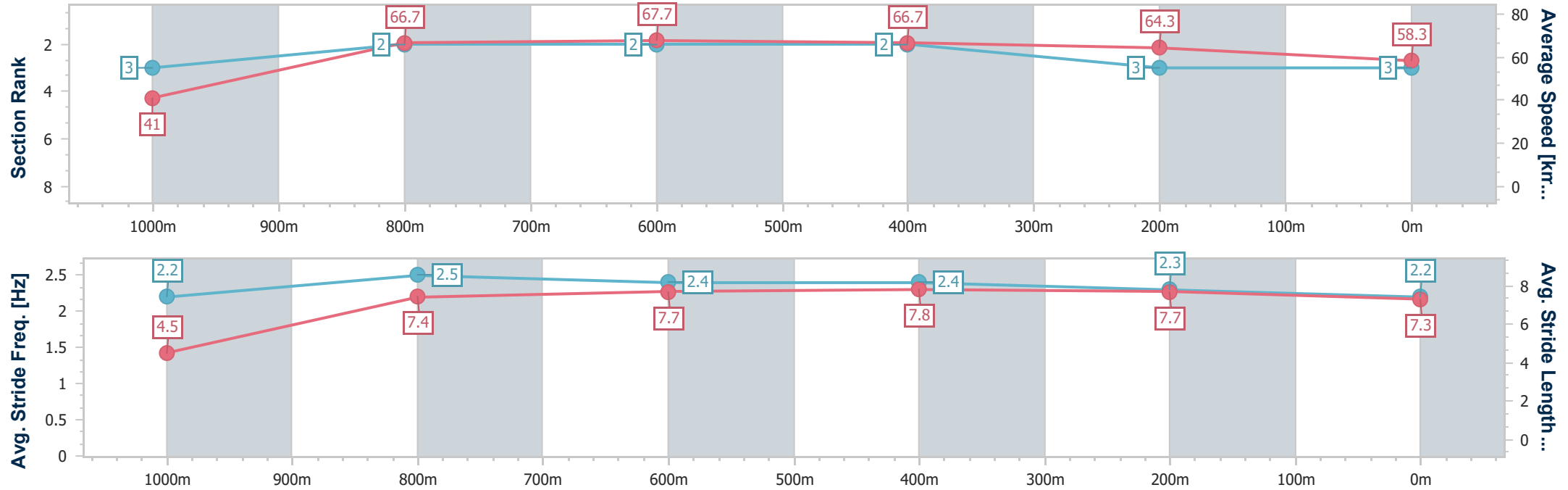
Horse/Jockey Name	Kai Mondo
Final Rank	3
Fastest Section Time (Section)	0:04.39 (Overall)
Top Speed [km/h] (Section)	69.4 (800m)
Race State	Finished



Rockhampton QLD Professional
Race 3: Join us for St Patrick's Day QTIS Three-Years-Old
Handicap - 1050m
04 March 2025 - 15:28
Track Rating: Soft 5, Weather: Fine, Rail Position: +6m Entire



Section	Overall	1000m	800m	600m	400m	200m								
Section Times	1:00.48 [3] (0:04.39)	0:56.09 [3] (0:10.92)	0:45.17 [2] (0:10.81)	0:34.36 [2] (0:10.82)	0:23.54 [2] (0:11.19)	0:12.35 [3] (0:12.35)								
Average Speed [km/h]	41.0	66.7	67.7	66.7	64.3	58.3								
Top Speed [km/h]	59.0	69.4	69.4	67.8	66.2	62.1								
Avg. Dist. to Rail [m]	5.6	2.4	2.1	4.5	6.1	6.0								
Avg. Stride Freq. [Hz]	2.2	2.5	2.4	2.4	2.3	2.2								
Avg. Stride Length [m]	4.5	7.4	7.7	7.8	7.7	7.3								





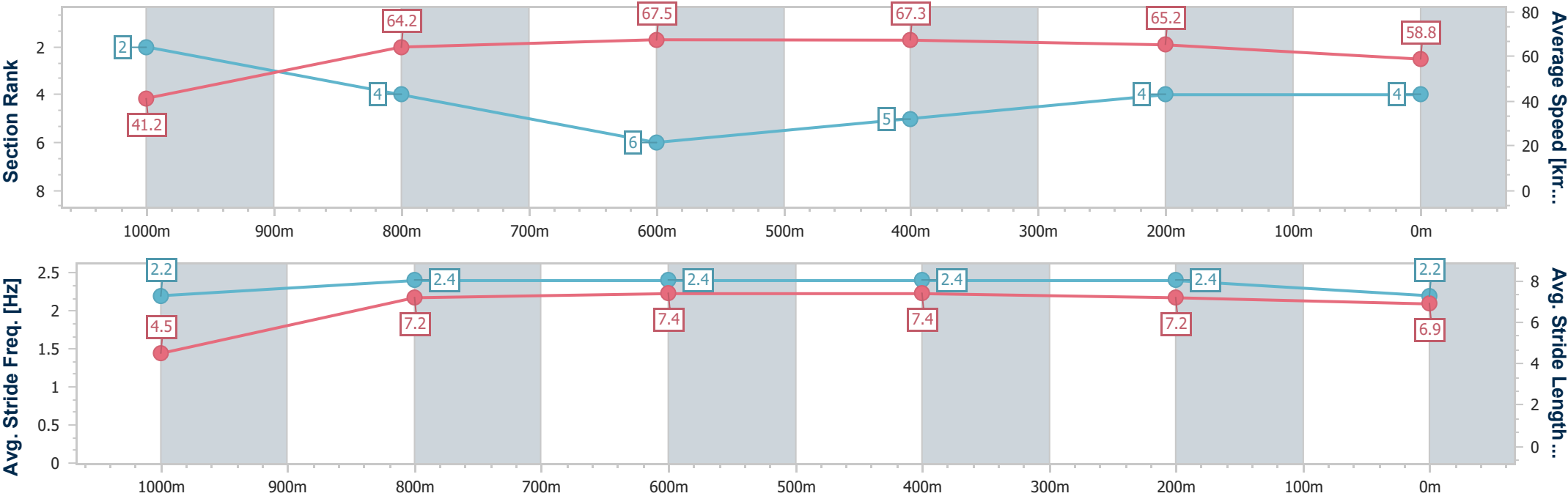
Horse/Jockey Name	Mimmy's Secret
Final Rank	4
Fastest Section Time (Section)	0:04.37 (Overall)
Top Speed [km/h] (Section)	67.9 (800m)
Race State	Finished



Rockhampton QLD Professional
Race 3: Join us for St Patrick's Day QTIS Three-Years-Old
Handicap - 1050m
04 March 2025 - 15:28
Track Rating: Soft 5, Weather: Fine, Rail Position: +6m Entire



Section	Overall	1000m	800m	600m	400m	200m								
Section Times	1:00.50 [4] (0:04.37)	0:56.13 [2] (0:11.19)	0:44.94 [4] (0:10.95)	0:33.99 [6] (0:10.72)	0:23.27 [5] (0:11.04)	0:12.23 [4] (0:12.23)								
Average Speed [km/h]	41.2	64.2	67.5	67.3	65.2	58.8								
Top Speed [km/h]	56.1	67.3	67.9	67.9	67.6	62.3								
Avg. Dist. to Rail [m]	1.8	0.6	3.1	5.6	8.4	8.8								
Avg. Stride Freq. [Hz]	2.2	2.4	2.4	2.4	2.4	2.2								
Avg. Stride Length [m]	4.5	7.2	7.4	7.4	7.2	6.9								





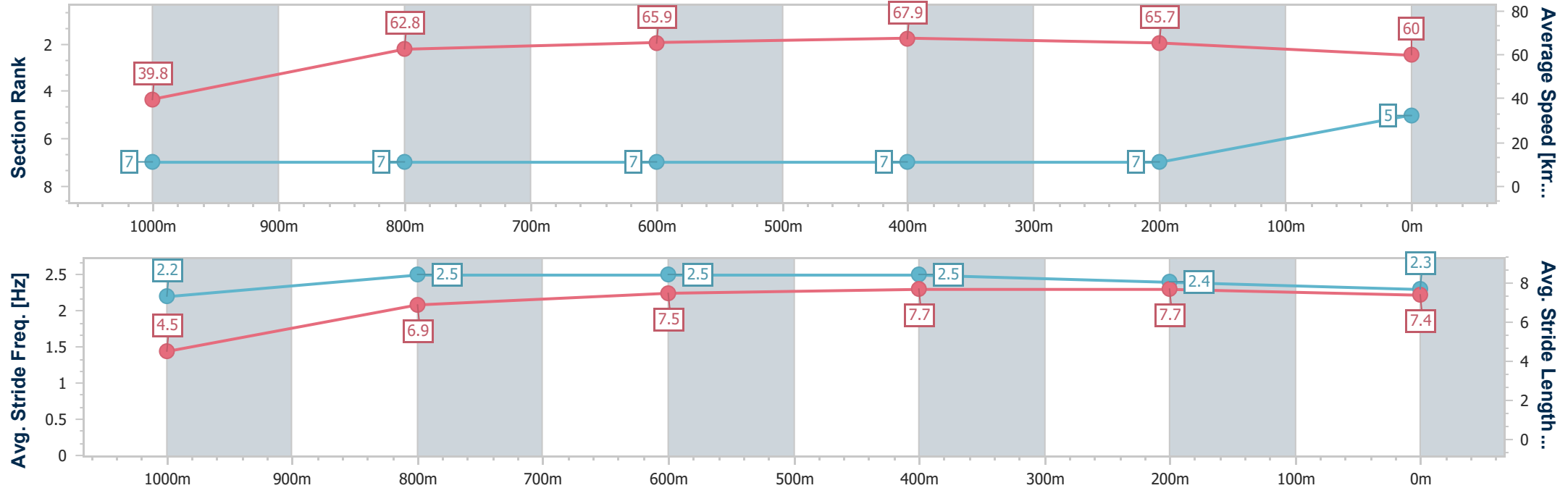
Horse/Jockey Name	Spitzberg
Final Rank	5
Fastest Section Time (Section)	0:04.53 (Overall)
Top Speed [km/h] (Section)	68.4 (600m)
Race State	Finished



Rockhampton QLD Professional
Race 3: Join us for St Patrick's Day QTIS Three-Years-Old
Handicap - 1050m
04 March 2025 - 15:28
Track Rating: Soft 5, Weather: Fine, Rail Position: +6m Entire



Section	Overall	1000m	800m	600m	400m	200m								
Section Times	1:00.51 [5] (0:04.53)	0:55.98 [7] (0:11.50)	0:44.48 [7] (0:10.91)	0:33.57 [7] (0:10.60)	0:22.97 [7] (0:10.97)	0:12.00 [7] (0:12.00)								
Average Speed [km/h]	39.8	62.8	65.9	67.9	65.7	60.0								
Top Speed [km/h]	53.9	65.4	67.1	68.4	67.9	63.0								
Avg. Dist. to Rail [m]	3.7	0.8	0.4	2.0	3.0	3.3								
Avg. Stride Freq. [Hz]	2.2	2.5	2.5	2.5	2.4	2.3								
Avg. Stride Length [m]	4.5	6.9	7.5	7.7	7.7	7.4								





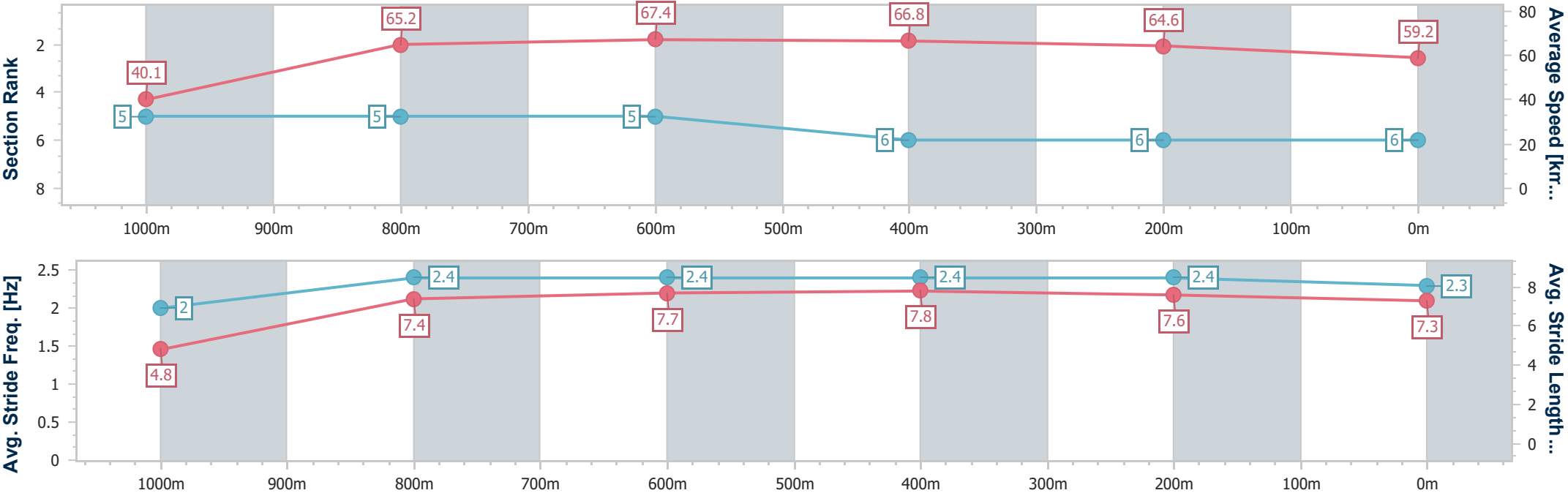
Horse/Jockey Name	Bold Artic
Final Rank	6
Fastest Section Time (Section)	0:04.48 (Overall)
Top Speed [km/h] (Section)	68.8 (1000m)
Race State	Finished



Rockhampton QLD Professional
Race 3: Join us for St Patrick's Day QTIS Three-Years-Old
Handicap - 1050m
04 March 2025 - 15:28
Track Rating: Soft 5, Weather: Fine, Rail Position: +6m Entire



Section	Overall	1000m	800m	600m	400m	200m								
Section Times	1:00.62 [6] (0:04.48)	0:56.14 [5] (0:11.17)	0:44.97 [5] (0:10.85)	0:34.12 [5] (0:10.79)	0:23.33 [6] (0:11.15)	0:12.18 [6] (0:12.18)								
Average Speed [km/h]	40.1	65.2	67.4	66.8	64.6	59.2								
Top Speed [km/h]	55.1	68.8	68.2	67.9	66.4	62.7								
Avg. Dist. to Rail [m]	7.9	2.9	1.9	4.8	6.5	8.5								
Avg. Stride Freq. [Hz]	2.0	2.4	2.4	2.4	2.4	2.3								
Avg. Stride Length [m]	4.8	7.4	7.7	7.8	7.6	7.3								





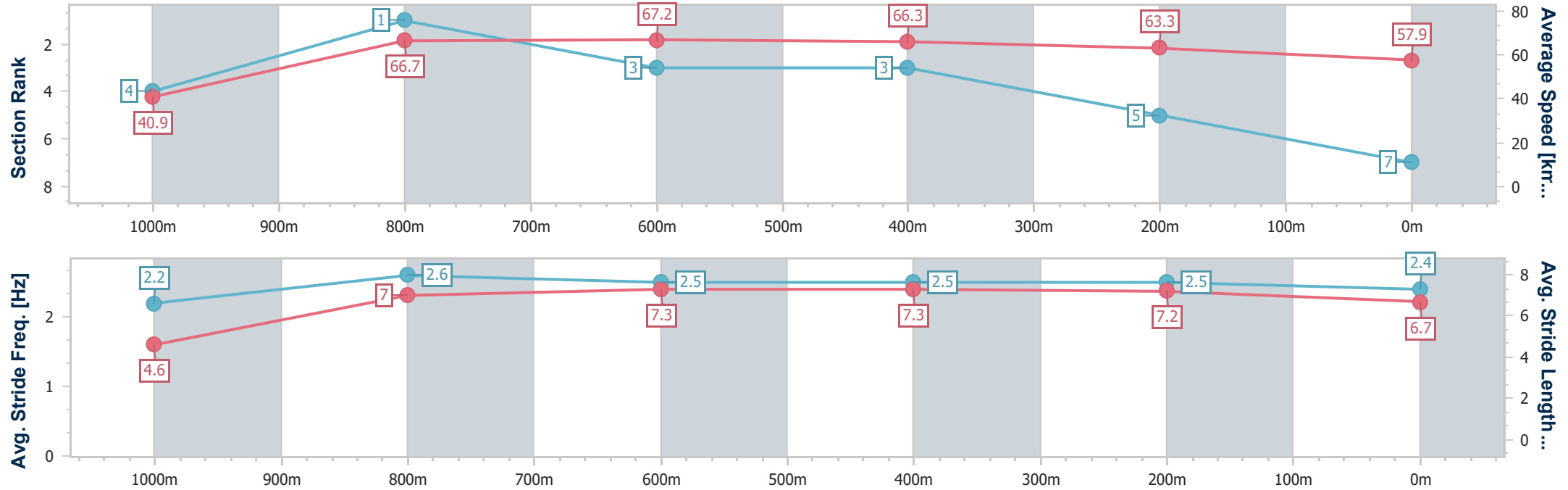
Horse/Jockey Name	More Stylish
Final Rank	7
Fastest Section Time (Section)	0:04.39 (Overall)
Top Speed [km/h] (Section)	69.0 (800m)
Race State	Finished



Rockhampton QLD Professional
Race 3: Join us for St Patrick's Day QTIS Three-Years-Old
Handicap - 1050m
04 March 2025 - 15:28
Track Rating: Soft 5, Weather: Fine, Rail Position: +6m Entire



Section	Overall	1000m	800m	600m	400m	200m								
Section Times	1:00.85 [7] (0:04.39)	0:56.46 [4] (0:10.91)	0:45.55 [1] (0:10.85)	0:34.70 [3] (0:10.88)	0:23.82 [3] (0:11.38)	0:12.44 [5] (0:12.44)								
Average Speed [km/h]	40.9	66.7	67.2	66.3	63.3	57.9								
Top Speed [km/h]	56.8	68.9	69.0	67.3	65.3	62.0								
Avg. Dist. to Rail [m]	5.1	2.2	1.9	2.7	3.7	4.8								
Avg. Stride Freq. [Hz]	2.2	2.6	2.5	2.5	2.5	2.4								
Avg. Stride Length [m]	4.6	7.0	7.3	7.3	7.2	6.7								





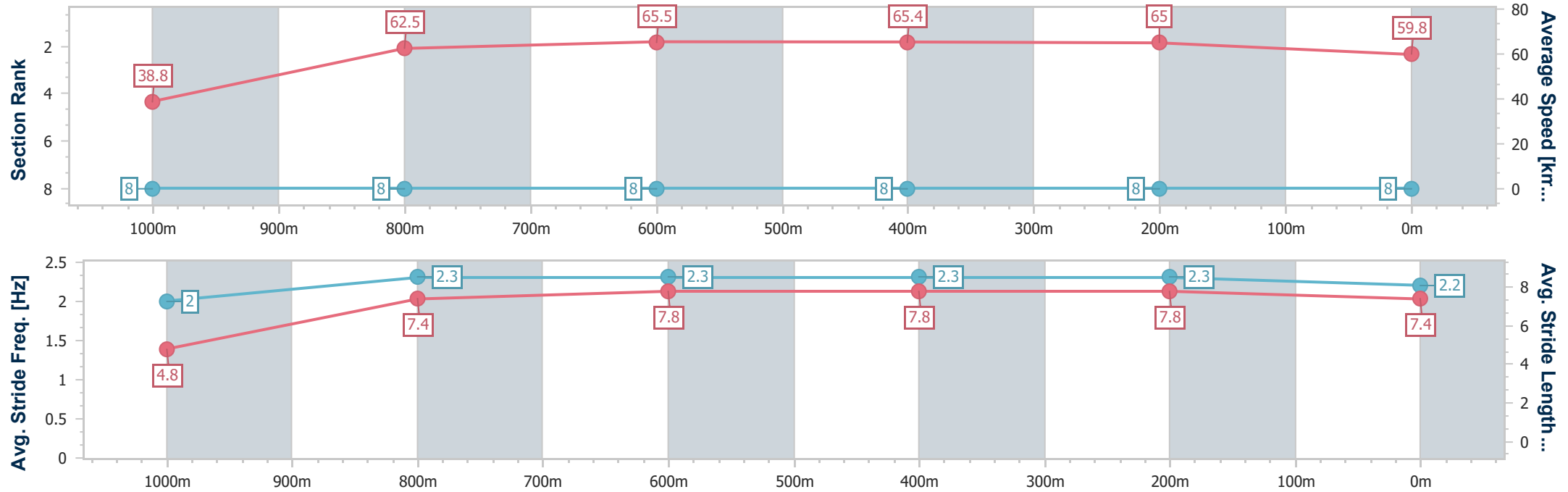
Horse/Jockey Name	Southaven
Final Rank	8
Fastest Section Time (Section)	0:04.68 (Overall)
Top Speed [km/h] (Section)	66.5 (800m)
Race State	Finished



Rockhampton QLD Professional
Race 3: Join us for St Patrick's Day QTIS Three-Years-Old
Handicap - 1050m
04 March 2025 - 15:28
Track Rating: Soft 5, Weather: Fine, Rail Position: +6m Entire



Section	Overall	1000m	800m	600m	400m	200m								
Section Times	1:01.34 [8] (0:04.68)	0:56.66 [8] (0:11.53)	0:45.13 [8] (0:10.97)	0:34.16 [8] (0:11.03)	0:23.13 [8] (0:11.09)	0:12.04 [8] (0:12.04)								
Average Speed [km/h]	38.8	62.5	65.5	65.4	65.0	59.8								
Top Speed [km/h]	54.4	65.5	66.5	66.3	66.3	63.4								
Avg. Dist. to Rail [m]	6.7	1.5	0.5	2.2	3.0	3.4								
Avg. Stride Freq. [Hz]	2.0	2.3	2.3	2.3	2.3	2.2								
Avg. Stride Length [m]	4.8	7.4	7.8	7.8	7.8	7.4								





Rockhampton QLD Professional

Race 4: 11 to 13 April CYS Sale & Race Weekend Maiden Plate - 1100m

04 March 2025 - 16:05



Track Rating: Soft 5, Weather: Fine, Rail Position: +6m Entire

Section		Overall				1000m	800m	600m	400m	200m	Last 600m		
Field Times		1:03.74				0:56.50	0:45.63	0:34.35	0:23.11	0:12.06	0:34.35		
		(0:07.24)				(0:10.87)	(0:11.28)	(0:11.24)	(0:11.05)	(0:12.06)			
Rank	TAB	Horse/Jockey	Barrier	Top Speed [km/h]	Fastest Section							Margin	Distance Travelled [m]
1	2	NICCONORI	2	67.3	0:07.32	1:03.74 [1]	0:56.42 [4]	0:45.47 [3]	0:34.12 [3]	0:23.05 [2]	0:12.06 [1]	1:03.74	0:34.12
		Liv O'Donnell		600m	Overall	(0:07.32)	(0:10.95)	(0:11.35)	(0:11.07)	(0:10.99)	(0:12.06)		
2	6	DILIGENTE	10	68.0	0:07.69	1:03.85 [2]	0:56.16 [6]	0:44.98 [6]	0:33.80 [6]	0:22.85 [5]	0:11.71 [4]	0.62L	0:33.80 +2
		Justin Stanley		600m	Overall	(0:07.69)	(0:11.18)	(0:11.18)	(0:10.95)	(0:11.14)	(0:11.71)		
3	3	OVERIMPATIENT	1	67.8	0:07.24	1:04.00 [3]	0:56.76 [1]	0:45.89 [1]	0:34.61 [1]	0:23.37 [1]	0:12.22 [2]	1.54L	0:34.61 +0
		Ashley Butler		1000m	Overall	(0:07.24)	(0:10.87)	(0:11.28)	(0:11.24)	(0:11.15)	(0:12.22)		
4	10	SHEEZA FLING	8	67.6	0:07.29	1:04.12 [4]	0:56.83 [3]	0:45.62 [4]	0:34.24 [4]	0:23.20 [3]	0:11.99 [3]	2.21L	0:34.24 +5
		Nikki Olzard		800m	Overall	(0:07.29)	(0:11.21)	(0:11.38)	(0:11.04)	(0:11.21)	(0:11.99)		
5	11	WINNING BLITZ	6	67.0	0:07.52	1:05.33 [5]	0:57.81 [5]	0:46.81 [5]	0:35.41 [5]	0:24.35 [4]	0:12.96 [5]	9.34L	0:35.41 +3
		Chris McIver		600m	Overall	(0:07.52)	(0:11.00)	(0:11.40)	(0:11.06)	(0:11.39)	(0:12.96)		
6	9	HIGH MAGNITUDE	5	67.3	0:07.26	1:07.23 [6]	0:59.97 [2]	0:49.03 [2]	0:37.69 [2]	0:26.23 [5]	0:13.99 [6]	20.49L	0:37.69 +4
		Adam Sewell		1000m	Overall	(0:07.26)	(0:10.94)	(0:11.34)	(0:11.46)	(0:12.24)	(0:13.99)		

Scratched: Stepupandplay (#8), Long Play (#7), Powerchute (#4), Three Tees (#5), Determination (#1)



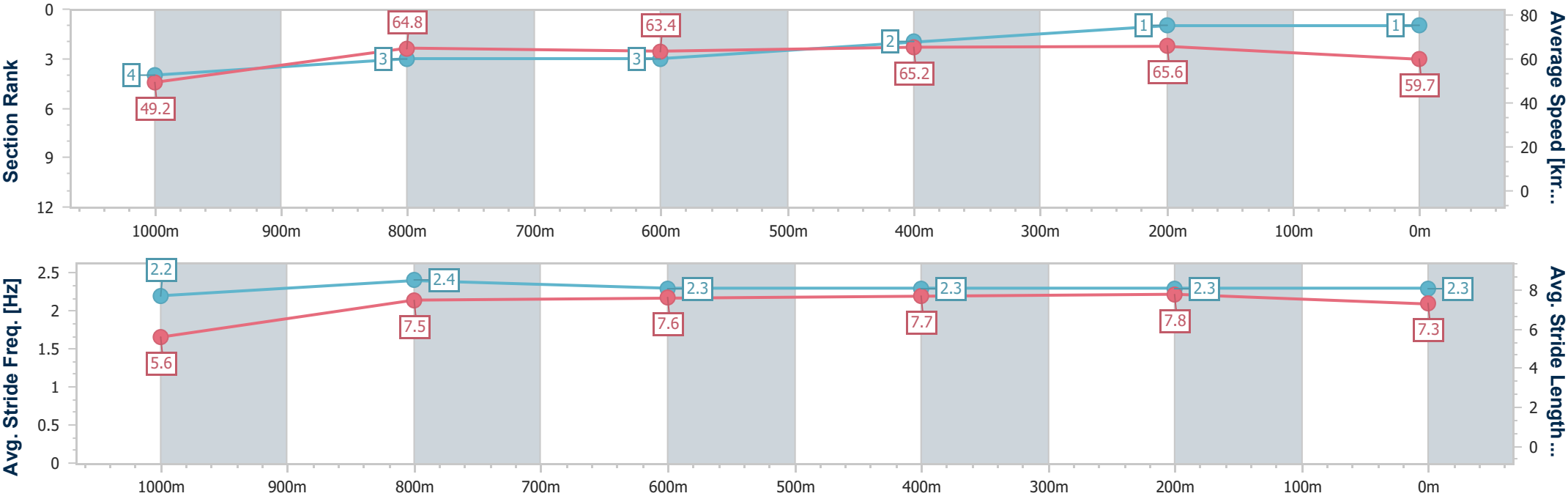
Horse/Jockey Name	Nicconori
Final Rank	1
Fastest Section Time (Section)	0:07.32 (Overall)
Top Speed [km/h] (Section)	67.3 (600m)
Race State	Finished



Rockhampton QLD Professional
Race 4: 11 to 13 April CYS Sale & Race Weekend Maiden Plate - 1100m
04 March 2025 - 16:05
Track Rating: Soft 5, Weather: Fine, Rail Position: +6m Entire



Section	Overall	1000m	800m	600m	400m	200m								
Section Times	1:03.74 [1] (0:07.32)	0:56.42 [4] (0:10.95)	0:45.47 [3] (0:11.35)	0:34.12 [3] (0:11.07)	0:23.05 [2] (0:10.99)	0:12.06 [1] (0:12.06)								
Average Speed [km/h]	49.2	64.8	63.4	65.2	65.6	59.7								
Top Speed [km/h]	63.8	65.8	64.7	67.3	67.2	62.9								
Avg. Dist. to Rail [m]	0.6	2.0	0.9	2.2	3.8	4.0								
Avg. Stride Freq. [Hz]	2.2	2.4	2.3	2.3	2.3	2.3								
Avg. Stride Length [m]	5.6	7.5	7.6	7.7	7.8	7.3								





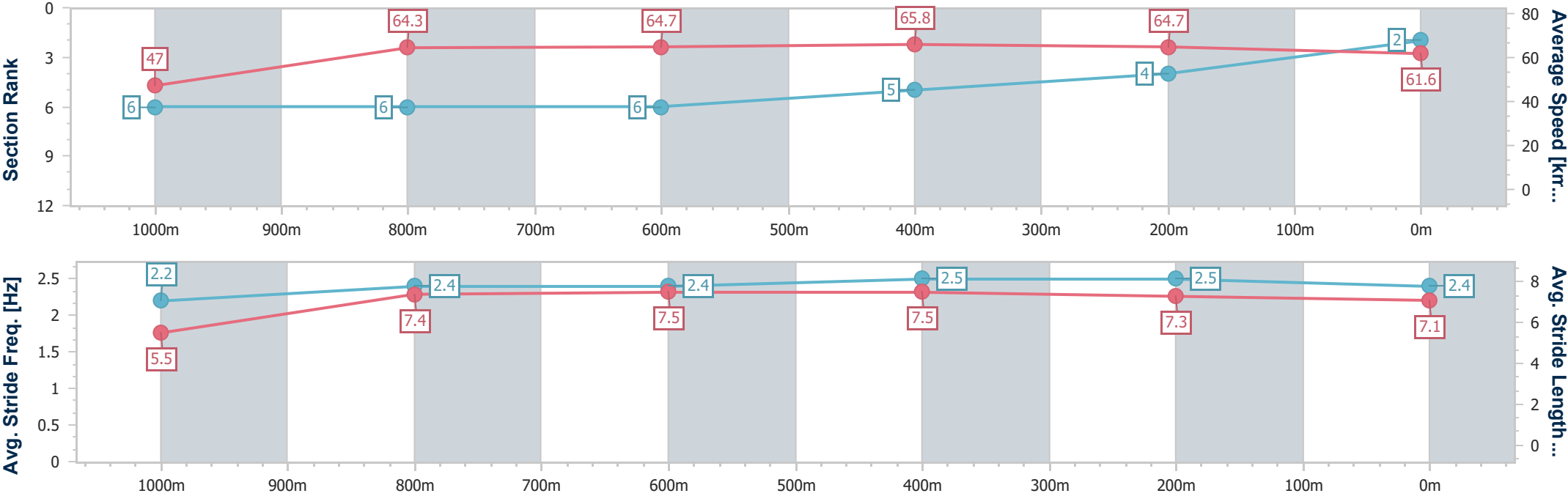
Horse/Jockey Name	Diligente
Final Rank	2
Fastest Section Time (Section)	0:07.69 (Overall)
Top Speed [km/h] (Section)	68.0 (600m)
Race State	Finished



Rockhampton QLD Professional
Race 4: 11 to 13 April CYS Sale & Race Weekend Maiden Plate - 1100m
04 March 2025 - 16:05
Track Rating: Soft 5, Weather: Fine, Rail Position: +6m Entire



Section	Overall	1000m	800m	600m	400m	200m							
Section Times	1:03.85 [2] (0:07.69)	0:56.16 [6] (0:11.18)	0:44.98 [6] (0:11.18)	0:33.80 [6] (0:10.95)	0:22.85 [5] (0:11.14)	0:11.71 [4] (0:11.71)							
Average Speed [km/h]	47.0	64.3	64.7	65.8	64.7	61.6							
Top Speed [km/h]	59.6	66.6	66.1	68.0	67.6	65.2							
Avg. Dist. to Rail [m]	5.4	0.8	0.7	1.9	5.2	7.0							
Avg. Stride Freq. [Hz]	2.2	2.4	2.4	2.5	2.5	2.4							
Avg. Stride Length [m]	5.5	7.4	7.5	7.5	7.3	7.1							





Horse/Jockey Name	Overimpatient
Final Rank	3
Fastest Section Time (Section)	0:07.24 (Overall)
Top Speed [km/h] (Section)	67.8 (1000m)
Race State	Finished



Rockhampton QLD Professional

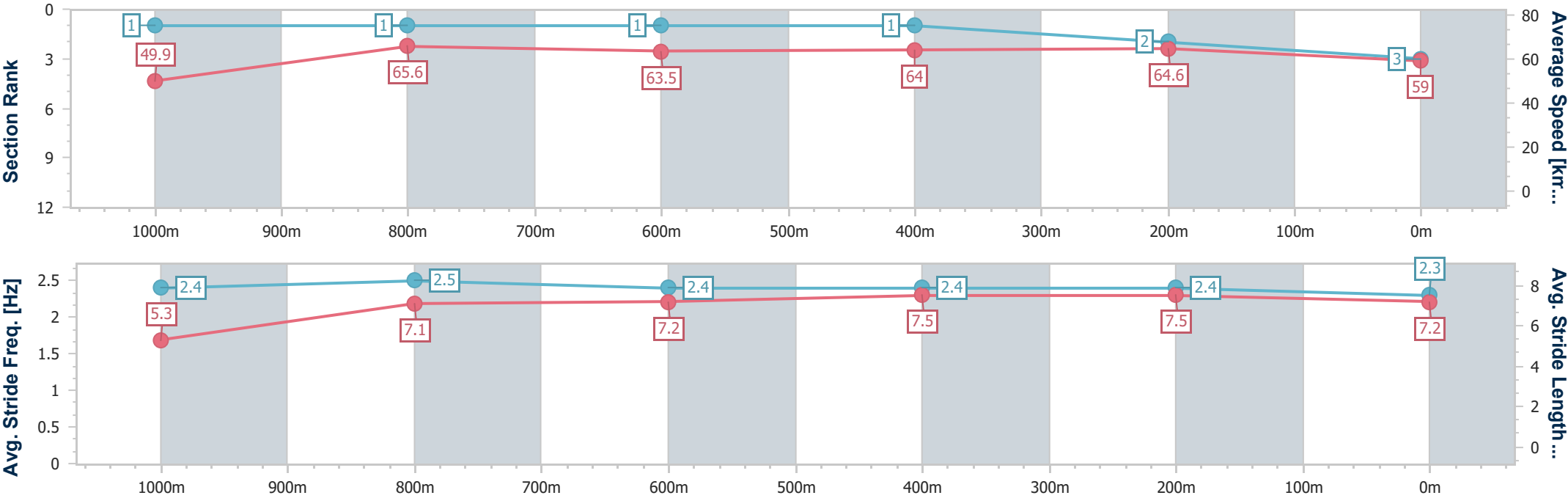
Race 4: 11 to 13 April CYS Sale & Race Weekend Maiden Plate - 1100m

04 March 2025 - 16:05

Track Rating: Soft 5, Weather: Fine, Rail Position: +6m Entire

Callaghan Park
ROCKHAMPTON JOCKEY CLUB

Section	Overall	1000m	800m	600m	400m	200m							
Section Times	1:04.00 [3] (0:07.24)	0:56.76 [1] (0:10.87)	0:45.89 [1] (0:11.28)	0:34.61 [1] (0:11.24)	0:23.37 [1] (0:11.15)	0:12.22 [2] (0:12.22)							
Average Speed [km/h]	49.9	65.6	63.5	64.0	64.6	59.0							
Top Speed [km/h]	64.2	67.8	64.7	65.7	65.9	62.5							
Avg. Dist. to Rail [m]	0.8	1.6	0.7	1.2	1.5	1.5							
Avg. Stride Freq. [Hz]	2.4	2.5	2.4	2.4	2.4	2.3							
Avg. Stride Length [m]	5.3	7.1	7.2	7.5	7.5	7.2							



- [] Ranking at each section and finish
- .-.- No data available at this section
- NA No data available



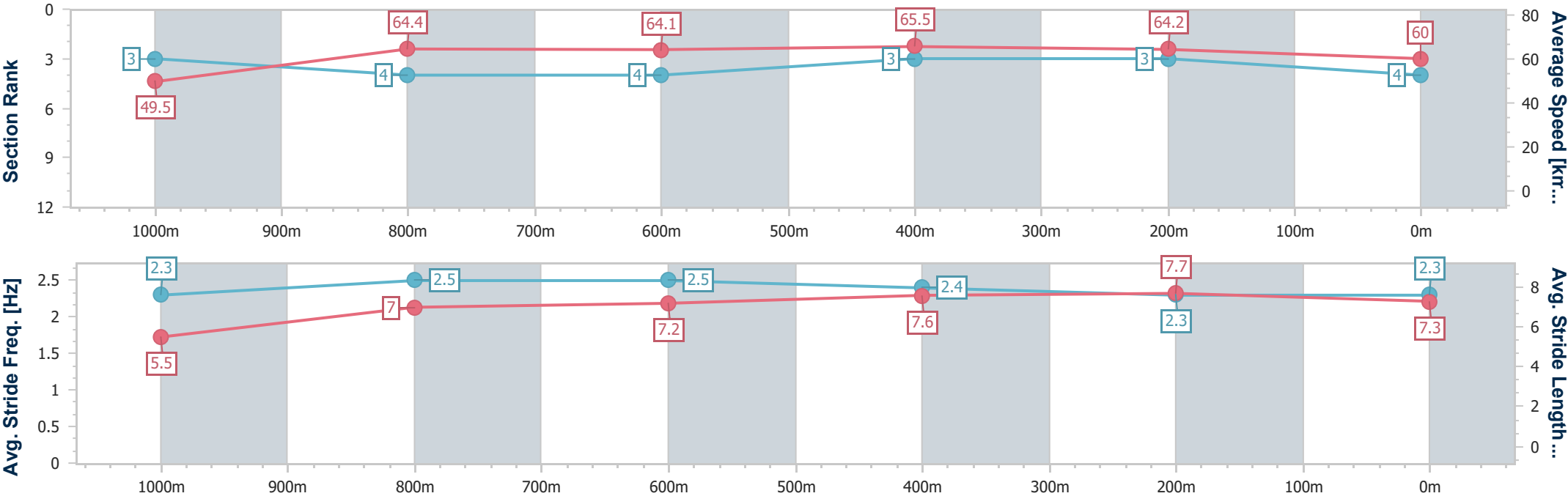
Horse/Jockey Name	Sheeza Fling
Final Rank	4
Fastest Section Time (Section)	0:07.29 (Overall)
Top Speed [km/h] (Section)	67.6 (800m)
Race State	Finished



Rockhampton QLD Professional
Race 4: 11 to 13 April CYS Sale & Race Weekend Maiden Plate - 1100m
04 March 2025 - 16:05
Track Rating: Soft 5, Weather: Fine, Rail Position: +6m Entire



Section	Overall	1000m	800m	600m	400m	200m							
Section Times	1:04.12 [4] (0:07.29)	0:56.83 [3] (0:11.21)	0:45.62 [4] (0:11.38)	0:34.24 [4] (0:11.04)	0:23.20 [3] (0:11.21)	0:11.99 [3] (0:11.99)							
Average Speed [km/h]	49.5	64.4	64.1	65.5	64.2	60.0							
Top Speed [km/h]	64.2	67.6	67.6	67.4	66.9	62.6							
Avg. Dist. to Rail [m]	4.4	1.0	2.2	4.8	6.7	7.8							
Avg. Stride Freq. [Hz]	2.3	2.5	2.5	2.4	2.3	2.3							
Avg. Stride Length [m]	5.5	7.0	7.2	7.6	7.7	7.3							



[] Ranking at each section and finish
-.-.- No data available at this section
NA No data available



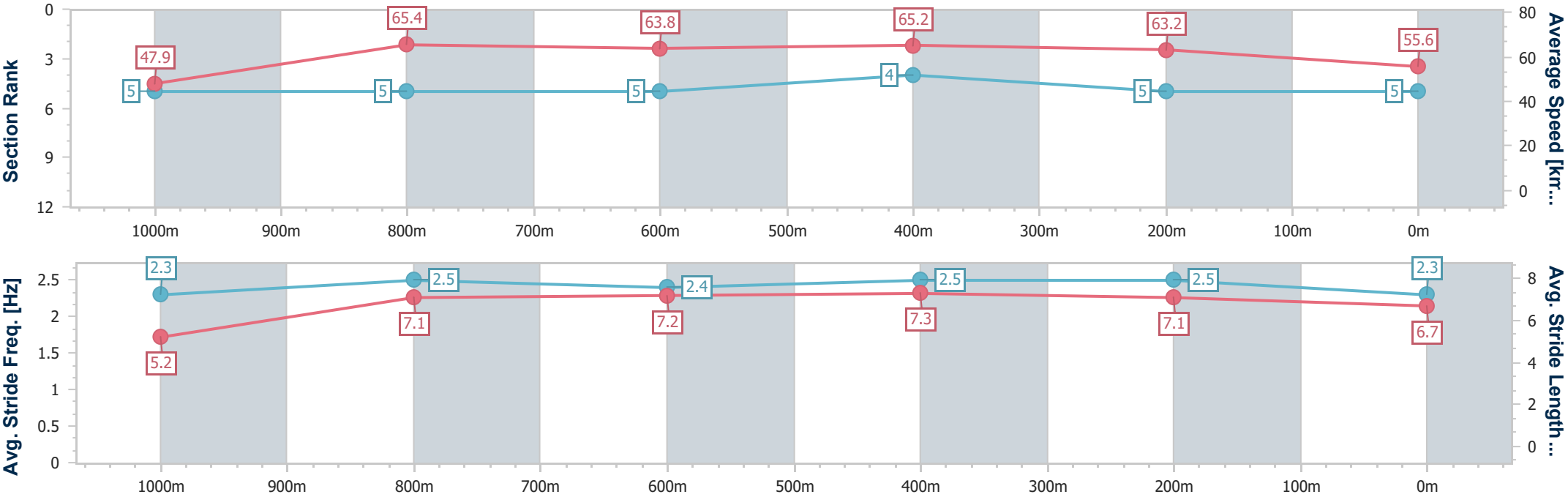
Horse/Jockey Name	Winning Blitz
Final Rank	5
Fastest Section Time (Section)	0:07.52 (Overall)
Top Speed [km/h] (Section)	67.0 (600m)
Race State	Finished



Rockhampton QLD Professional
Race 4: 11 to 13 April CYS Sale & Race Weekend Maiden Plate - 1100m
04 March 2025 - 16:05
Track Rating: Soft 5, Weather: Fine, Rail Position: +6m Entire



Section	Overall	1000m	800m	600m	400m	200m								
Section Times	1:05.33 [5] (0:07.52)	0:57.81 [5] (0:11.00)	0:46.81 [5] (0:11.40)	0:35.41 [5] (0:11.06)	0:24.35 [4] (0:11.39)	0:12.96 [5] (0:12.96)								
Average Speed [km/h]	47.9	65.4	63.8	65.2	63.2	55.6								
Top Speed [km/h]	62.2	66.7	66.4	67.0	65.6	60.1								
Avg. Dist. to Rail [m]	3.2	0.7	1.6	2.6	4.1	3.1								
Avg. Stride Freq. [Hz]	2.3	2.5	2.4	2.5	2.5	2.3								
Avg. Stride Length [m]	5.2	7.1	7.2	7.3	7.1	6.7								





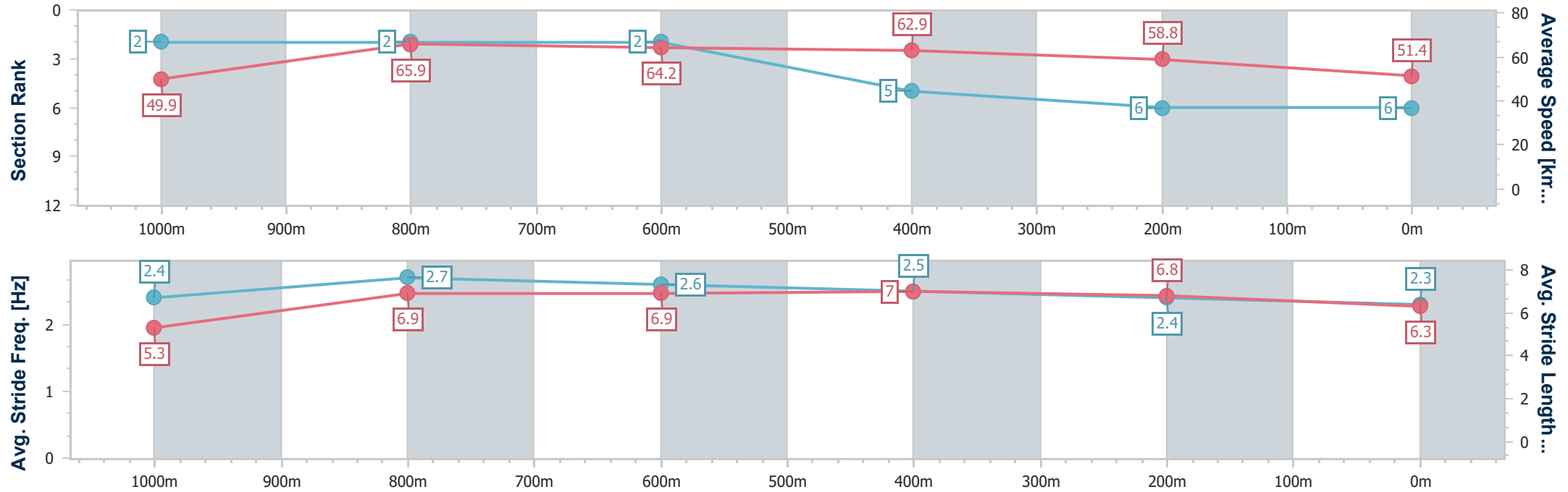
Horse/Jockey Name	High Magnitude
Final Rank	6
Fastest Section Time (Section)	0:07.26 (Overall)
Top Speed [km/h] (Section)	67.3 (1000m)
Race State	Finished



Rockhampton QLD Professional
Race 4: 11 to 13 April CYS Sale & Race Weekend Maiden Plate - 1100m
04 March 2025 - 16:05
Track Rating: Soft 5, Weather: Fine, Rail Position: +6m Entire



Section	Overall	1000m	800m	600m	400m	200m								
Section Times	1:07.23 [6] (0:07.26)	0:59.97 [2] (0:10.94)	0:49.03 [2] (0:11.34)	0:37.69 [2] (0:11.46)	0:26.23 [5] (0:12.24)	0:13.99 [6] (0:13.99)								
Average Speed [km/h]	49.9	65.9	64.2	62.9	58.8	51.4								
Top Speed [km/h]	64.1	67.3	65.7	64.0	61.7	55.3								
Avg. Dist. to Rail [m]	2.8	0.8	1.5	3.5	4.2	4.8								
Avg. Stride Freq. [Hz]	2.4	2.7	2.6	2.5	2.4	2.3								
Avg. Stride Length [m]	5.3	6.9	6.9	7.0	6.8	6.3								





Rockhampton QLD Professional

Race 5: Save The Date Rocky Cup 5 July BM60 Handicap - 1400m

04 March 2025 - 16:41



Track Rating: Soft 5, Weather: Fine, Rail Position: +6m Entire

Section						Overall	1200m	1000m	800m	600m	400m	Last 600m	
Field Times						1:23.09 (0:12.95)	1:10.14 (0:11.39)	0:58.75 (0:11.69)	0:47.06 (0:11.81)	0:35.25 (0:11.13)	0:24.12 (0:11.49)	0:35.25	
Rank	TAB	Horse/Jockey	Barrier	Top Speed [km/h]	Fastest Section								Distance Travelled [m]
1	10	D'ESPRIT	9	66.0	0:11.13	1:23.09 [1]	1:10.14 [1]	0:58.75 [1]	0:47.06 [1]	0:35.25 [1]	0:24.12 [1]	0:35.25	
		Georgina Cartwright		600m	600m	(0:12.95)	(0:11.39)	(0:11.69)	(0:11.81)	(0:11.13)	(0:11.49)		
2	2	BOYFRIEND MATERIAL	10	66.0	0:11.18	1:23.18 [2]	1:09.88 [3]	0:58.49 [2]	0:46.91 [2]	0:35.10 [2]	0:23.92 [2]	0:35.10	+0
		Ashley Butler		600m	600m	(0:13.30)	(0:11.39)	(0:11.58)	(0:11.81)	(0:11.18)	(0:11.58)		
3	5	MOMENT OF TRUTH	4	67.4	0:11.00	1:23.23 [3]	1:09.78 [5]	0:58.16 [5]	0:46.50 [5]	0:34.68 [4]	0:23.68 [3]	0:34.68	+6
		Liv O'Donnell		600m	600m	(0:13.45)	(0:11.62)	(0:11.66)	(0:11.82)	(0:11.00)	(0:11.39)		
4	4	MONEY MAN	1	66.3	0:11.10	1:23.27 [4]	1:09.83 [4]	0:58.24 [4]	0:46.55 [4]	0:34.65 [5]	0:23.55 [5]	0:34.65	+2
		Sean Cormack		600m	600m	(0:13.44)	(0:11.59)	(0:11.69)	(0:11.90)	(0:11.10)	(0:11.30)		
5	7	AIN'T NOBODY	5	66.1	0:11.25	1:23.43 [5]	1:10.15 [2]	0:58.62 [3]	0:47.05 [3]	0:35.09 [3]	0:23.84 [4]	0:35.09	+1
		Tasha Chambers		400m	600m	(0:13.28)	(0:11.53)	(0:11.57)	(0:11.96)	(0:11.25)	(0:11.45)		
6	1	GET WHAT YOU GIVE	2	65.9	0:11.18	1:23.47 [6]	1:09.73 [8]	0:58.15 [8]	0:46.44 [7]	0:34.51 [8]	0:23.27 [7]	0:34.51	-1
		McKenzie Apel		400m	400m	(0:13.74)	(0:11.58)	(0:11.71)	(0:11.93)	(0:11.24)	(0:11.18)		
7	6	REPLACE THE ACE	3	65.5	0:11.25	1:23.74 [7]	1:10.07 [7]	0:58.51 [6]	0:46.79 [6]	0:35.09 [6]	0:23.84 [6]	0:35.09	-1
		Justin Stanley		600m	600m	(0:13.67)	(0:11.56)	(0:11.72)	(0:11.70)	(0:11.25)	(0:11.38)		
8	9	SWEET FANTASY	7	65.2	0:11.20	1:24.34 [8]	1:10.51 [9]	0:58.86 [9]	0:46.95 [9]	0:35.17 [9]	0:23.97 [9]	0:35.17	+4
		Chris McIver		600m	600m	(0:13.83)	(0:11.65)	(0:11.91)	(0:11.78)	(0:11.20)	(0:11.33)		
9	8	LYNRIC LASS	8	65.6	0:11.32	1:24.36 [9]	1:10.80 [6]	0:59.12 [7]	0:47.24 [8]	0:35.46 [7]	0:24.14 [8]	0:35.46	+5
		Raul Silvera Olivera		600m	600m	(0:13.56)	(0:11.68)	(0:11.88)	(0:11.78)	(0:11.32)	(0:11.53)		

Scratched: Imagine That (#3)



Rockhampton QLD Professional

Race 5: Save The Date Rocky Cup 5 July BM60 Handicap - 1400m

04 March 2025 - 16:41



Track Rating: Soft 5, Weather: Fine, Rail Position: +6m Entire

Section Field Times				200m 0:12.63 (0:12.63)				Last 600m 0:35.25	
Rank	TAB	Horse/Jockey	Barrier	Top Speed [km/h]	Fastest Section	Margin		Distance Travelled [m]	
1	10	D'ESPRIT	9	66.0	0:11.13	0:12.63 [1]	1:23.09	0:35.25	
		Georgina Cartwright		600m	600m	(0:12.63)			
2	2	BOYFRIEND MATERIAL	10	66.0	0:11.18	0:12.34 [2]	0.53L	0:35.10	+0
		Ashley Butler		600m	600m	(0:12.34)			
3	5	MOMENT OF TRUTH	4	67.4	0:11.00	0:12.29 [3]	0.83L	0:34.68	+6
		Liv O'Donnell		600m	600m	(0:12.29)			
4	4	MONEY MAN	1	66.3	0:11.10	0:12.25 [4]	1.08L	0:34.65	+2
		Sean Cormack		600m	600m	(0:12.25)			
5	7	AIN'T NOBODY	5	66.1	0:11.25	0:12.39 [5]	1.99L	0:35.09	+1
		Tasha Chambers		400m	600m	(0:12.39)			
6	1	GET WHAT YOU GIVE	2	65.9	0:11.18	0:12.09 [7]	2.21L	0:34.51	-1
		McKenzie Apel		400m	400m	(0:12.09)			
7	6	REPLACE THE ACE	3	65.5	0:11.25	0:12.46 [6]	3.84L	0:35.09	-1
		Justin Stanley		600m	600m	(0:12.46)			
8	9	SWEET FANTASY	7	65.2	0:11.20	0:12.64 [8]	7.35L	0:35.17	+4
		Chris McIver		600m	600m	(0:12.64)			
9	8	LYNRIC LASS	8	65.6	0:11.32	0:12.61 [9]	7.5L	0:35.46	+5
		Raul Silvera Olivera		600m	600m	(0:12.61)			

Scratched: Imagine That (#3)



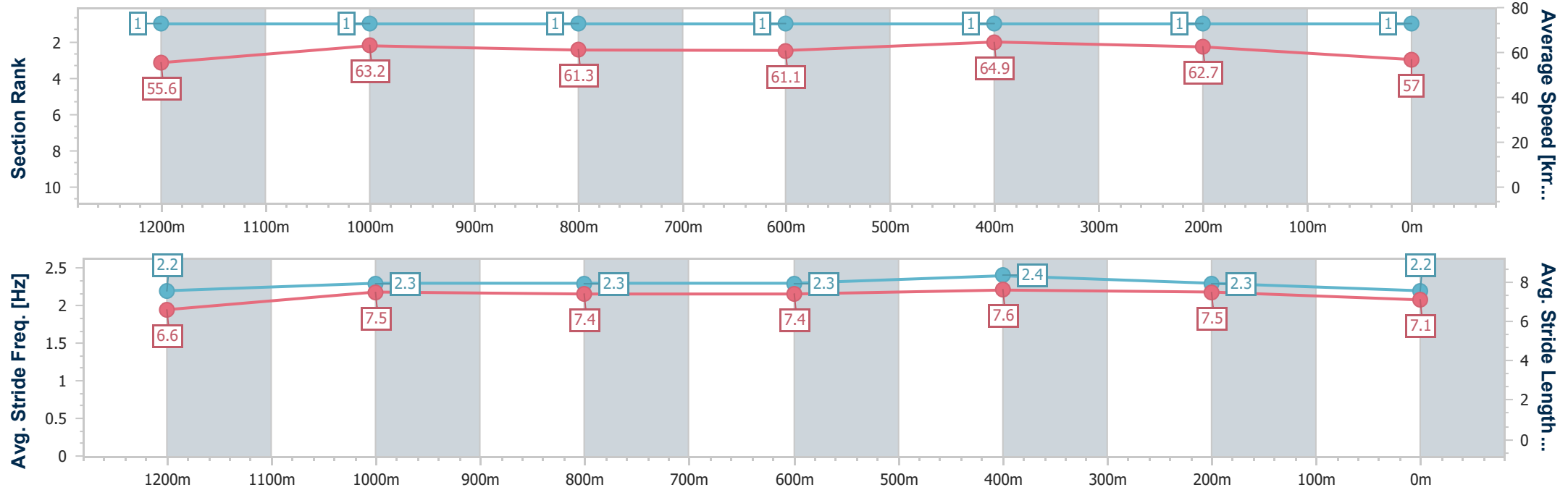
Horse/Jockey Name	D'esprit
Final Rank	1
Fastest Section Time (Section)	0:11.13 (600m)
Top Speed [km/h] (Section)	66.0 (600m)
Race State	Finished



Rockhampton QLD Professional
Race 5: Save The Date Rocky Cup 5 July BM60 Handicap - 1400m
04 March 2025 - 16:41
Track Rating: Soft 5, Weather: Fine, Rail Position: +6m Entire



Section	Overall	1200m	1000m	800m	600m	400m	200m						
Section Times	1:23.09 [1] (0:12.95)	1:10.14 [1] (0:11.39)	0:58.75 [1] (0:11.69)	0:47.06 [1] (0:11.81)	0:35.25 [1] (0:11.13)	0:24.12 [1] (0:11.49)	0:12.63 [1] (0:12.63)						
Average Speed [km/h]	55.6	63.2	61.3	61.1	64.9	62.7	57.0						
Top Speed [km/h]	64.2	64.0	63.7	63.1	66.0	65.2	60.1						
Avg. Dist. to Rail [m]	5.0	0.7	1.0	1.2	3.1	2.5	2.7						
Avg. Stride Freq. [Hz]	2.2	2.3	2.3	2.3	2.4	2.3	2.2						
Avg. Stride Length [m]	6.6	7.5	7.4	7.4	7.6	7.5	7.1						





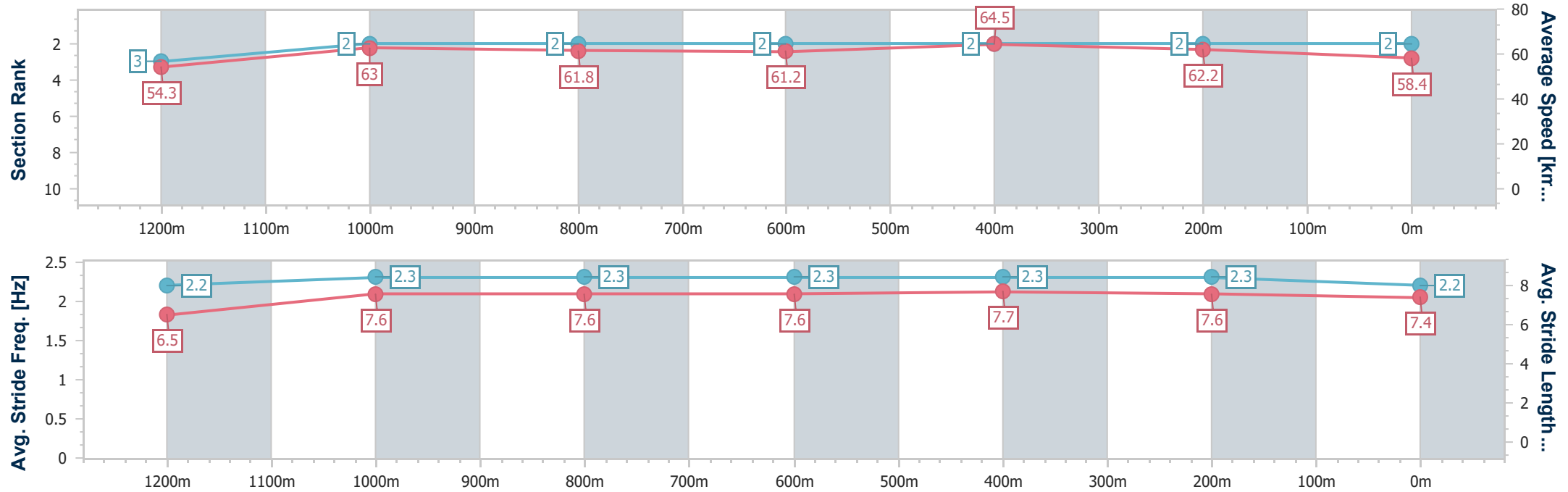
Horse/Jockey Name	Boyfriend Material
Final Rank	2
Fastest Section Time (Section)	0:11.18 (600m)
Top Speed [km/h] (Section)	66.0 (600m)
Race State	Finished



Rockhampton QLD Professional
Race 5: Save The Date Rocky Cup 5 July BM60 Handicap - 1400m
04 March 2025 - 16:41
Track Rating: Soft 5, Weather: Fine, Rail Position: +6m Entire



Section	Overall	1200m	1000m	800m	600m	400m	200m						
Section Times	1:23.18 [2] (0:13.30)	1:09.88 [3] (0:11.39)	0:58.49 [2] (0:11.58)	0:46.91 [2] (0:11.81)	0:35.10 [2] (0:11.18)	0:23.92 [2] (0:11.58)	0:12.34 [2] (0:12.34)						
Average Speed [km/h]	54.3	63.0	61.8	61.2	64.5	62.2	58.4						
Top Speed [km/h]	65.3	65.6	63.3	62.4	66.0	64.8	60.2						
Avg. Dist. to Rail [m]	5.5	0.6	0.9	1.0	2.8	2.5	2.9						
Avg. Stride Freq. [Hz]	2.2	2.3	2.3	2.3	2.3	2.3	2.2						
Avg. Stride Length [m]	6.5	7.6	7.6	7.6	7.7	7.6	7.4						





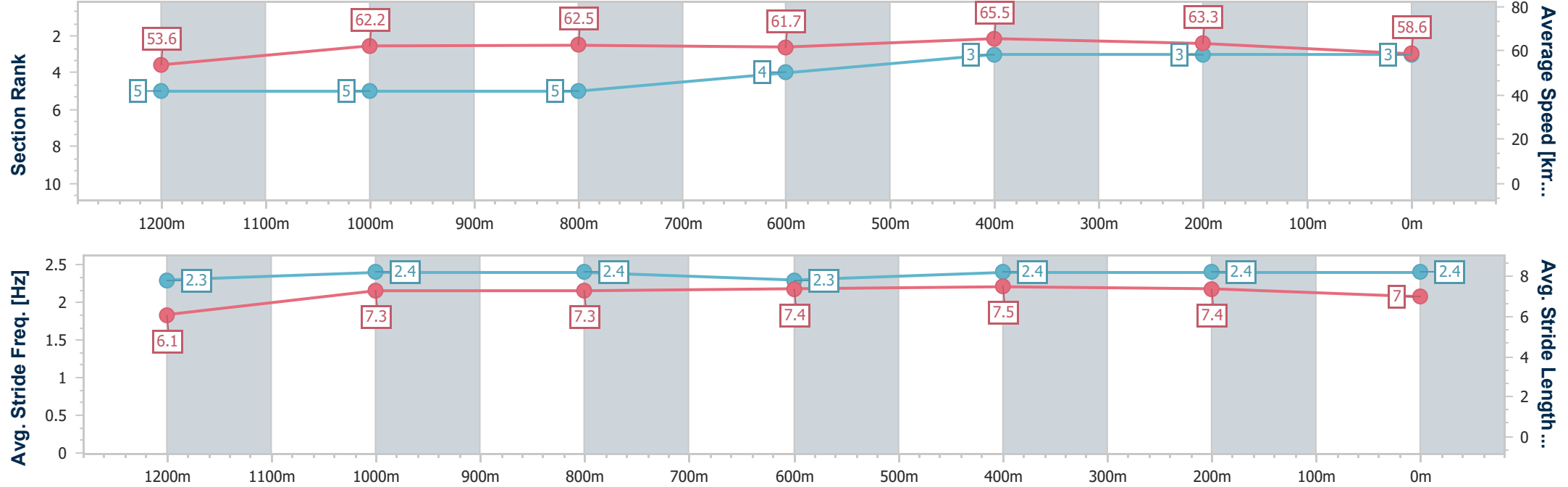
Horse/Jockey Name	Moment Of Truth
Final Rank	3
Fastest Section Time (Section)	0:11.00 (600m)
Top Speed [km/h] (Section)	67.4 (600m)
Race State	Finished



Rockhampton QLD Professional
Race 5: Save The Date Rocky Cup 5 July BM60 Handicap - 1400m
04 March 2025 - 16:41
Track Rating: Soft 5, Weather: Fine, Rail Position: +6m Entire



Section	Overall	1200m	1000m	800m	600m	400m	200m							
Section Times	1:23.23 [3] (0:13.45)	1:09.78 [5] (0:11.62)	0:58.16 [5] (0:11.66)	0:46.50 [5] (0:11.82)	0:34.68 [4] (0:11.00)	0:23.68 [3] (0:11.39)	0:12.29 [3] (0:12.29)							
Average Speed [km/h]	53.6	62.2	62.5	61.7	65.5	63.3	58.6							
Top Speed [km/h]	65.2	63.8	63.3	64.1	67.4	65.7	60.4							
Avg. Dist. to Rail [m]	2.8	2.2	2.1	1.8	2.5	4.8	5.4							
Avg. Stride Freq. [Hz]	2.3	2.4	2.4	2.3	2.4	2.4	2.4							
Avg. Stride Length [m]	6.1	7.3	7.3	7.4	7.5	7.4	7.0							





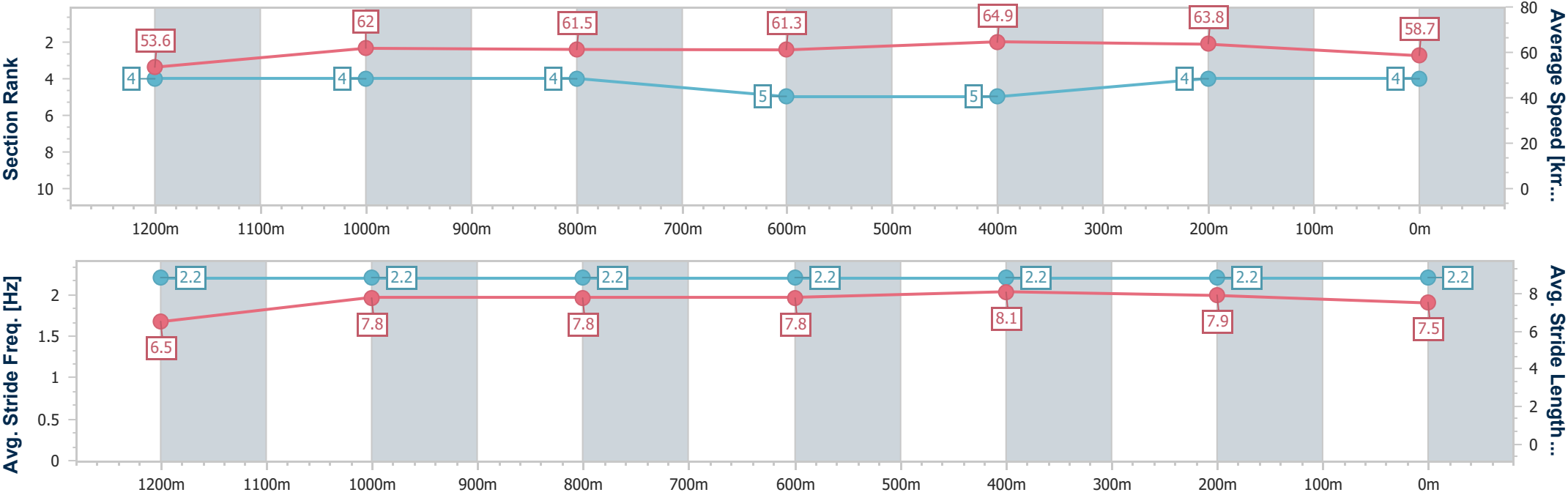
Horse/Jockey Name	Money Man
Final Rank	4
Fastest Section Time (Section)	0:11.10 (600m)
Top Speed [km/h] (Section)	66.3 (600m)
Race State	Finished



Rockhampton QLD Professional
Race 5: Save The Date Rocky Cup 5 July BM60 Handicap - 1400m
04 March 2025 - 16:41
Track Rating: Soft 5, Weather: Fine, Rail Position: +6m Entire



Section	Overall	1200m	1000m	800m	600m	400m	200m						
Section Times	1:23.27 [4] (0:13.44)	1:09.83 [4] (0:11.59)	0:58.24 [4] (0:11.69)	0:46.55 [4] (0:11.90)	0:34.65 [5] (0:11.10)	0:23.55 [5] (0:11.30)	0:12.25 [4] (0:12.25)						
Average Speed [km/h]	53.6	62.0	61.5	61.3	64.9	63.8	58.7						
Top Speed [km/h]	64.0	63.3	62.7	62.5	66.3	65.9	61.7						
Avg. Dist. to Rail [m]	1.0	0.8	0.7	1.7	3.6	5.2	5.9						
Avg. Stride Freq. [Hz]	2.2	2.2	2.2	2.2	2.2	2.2	2.2						
Avg. Stride Length [m]	6.5	7.8	7.8	7.8	8.1	7.9	7.5						





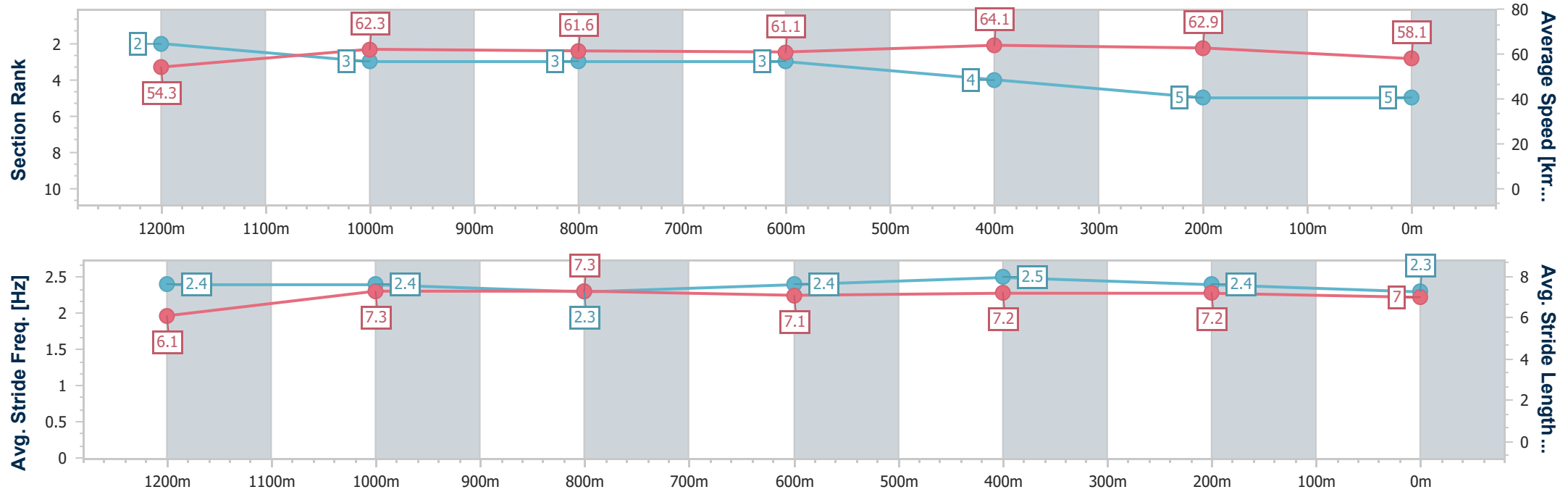
Horse/Jockey Name	Ain't Nobody
Final Rank	5
Fastest Section Time (Section)	0:11.25 (600m)
Top Speed [km/h] (Section)	66.1 (400m)
Race State	Finished



Rockhampton QLD Professional
Race 5: Save The Date Rocky Cup 5 July BM60 Handicap - 1400m
04 March 2025 - 16:41
Track Rating: Soft 5, Weather: Fine, Rail Position: +6m Entire



Section	Overall	1200m	1000m	800m	600m	400m	200m						
Section Times	1:23.43 [5] (0:13.28)	1:10.15 [2] (0:11.53)	0:58.62 [3] (0:11.57)	0:47.05 [3] (0:11.96)	0:35.09 [3] (0:11.25)	0:23.84 [4] (0:11.45)	0:12.39 [5] (0:12.39)						
Average Speed [km/h]	54.3	62.3	61.6	61.1	64.1	62.9	58.1						
Top Speed [km/h]	63.6	63.6	62.7	63.5	65.2	66.1	59.9						
Avg. Dist. to Rail [m]	1.7	1.3	1.7	1.9	4.2	4.4	4.1						
Avg. Stride Freq. [Hz]	2.4	2.4	2.3	2.4	2.5	2.4	2.3						
Avg. Stride Length [m]	6.1	7.3	7.3	7.1	7.2	7.2	7.0						





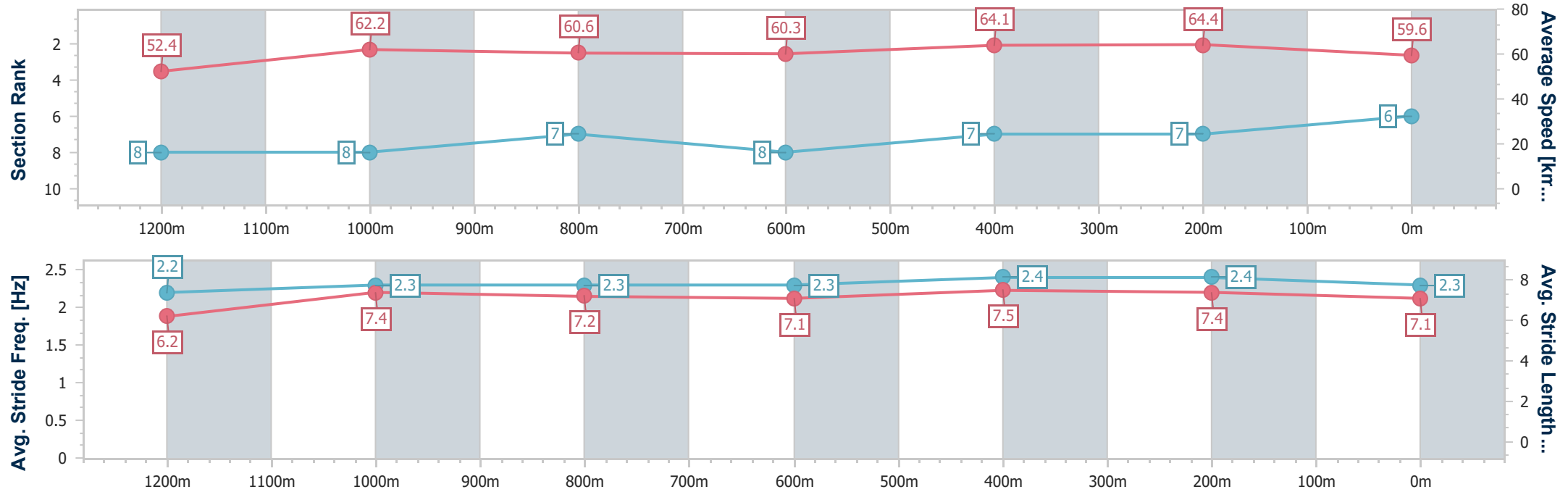
Horse/Jockey Name	Get What You Give
Final Rank	6
Fastest Section Time (Section)	0:11.18 (400m)
Top Speed [km/h] (Section)	65.9 (400m)
Race State	Finished



Rockhampton QLD Professional
Race 5: Save The Date Rocky Cup 5 July BM60 Handicap - 1400m
04 March 2025 - 16:41
Track Rating: Soft 5, Weather: Fine, Rail Position: +6m Entire



Section	Overall	1200m	1000m	800m	600m	400m	200m						
Section Times	1:23.47 [6] (0:13.74)	1:09.73 [8] (0:11.58)	0:58.15 [8] (0:11.71)	0:46.44 [7] (0:11.93)	0:34.51 [8] (0:11.24)	0:23.27 [7] (0:11.18)	0:12.09 [7] (0:12.09)						
Average Speed [km/h]	52.4	62.2	60.6	60.3	64.1	64.4	59.6						
Top Speed [km/h]	63.6	63.0	63.1	63.4	65.5	65.9	62.7						
Avg. Dist. to Rail [m]	0.9	0.9	1.9	1.1	1.6	2.3	2.2						
Avg. Stride Freq. [Hz]	2.2	2.3	2.3	2.3	2.4	2.4	2.3						
Avg. Stride Length [m]	6.2	7.4	7.2	7.1	7.5	7.4	7.1						





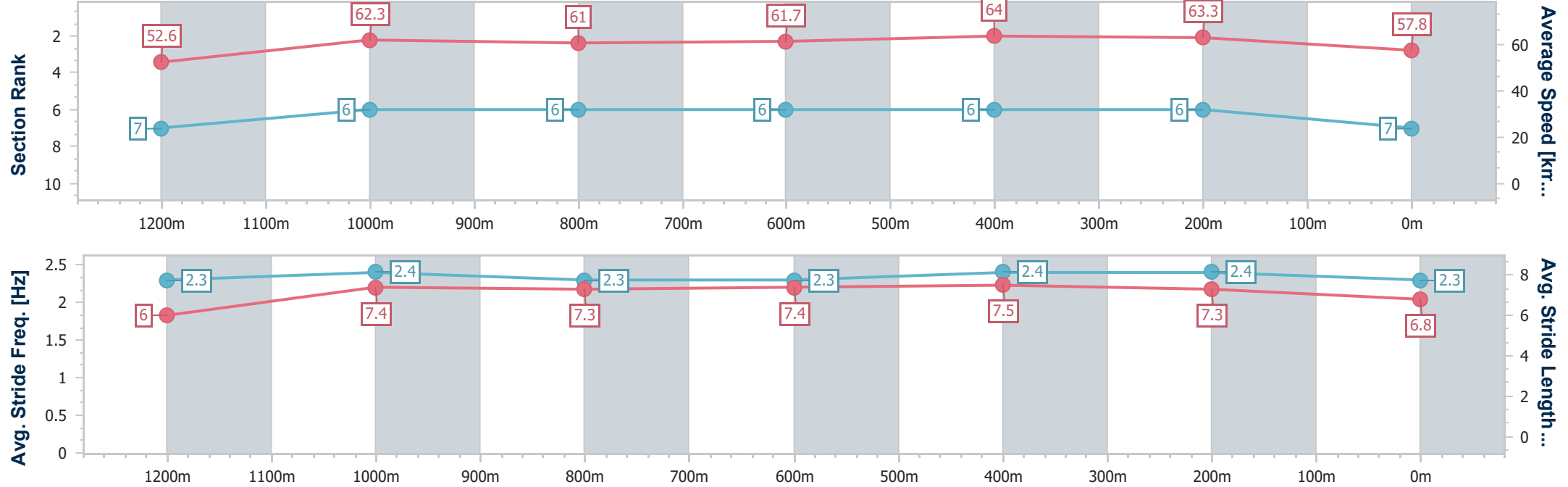
Horse/Jockey Name	Replace The Ace
Final Rank	7
Fastest Section Time (Section)	0:11.25 (600m)
Top Speed [km/h] (Section)	65.5 (600m)
Race State	Finished



Rockhampton QLD Professional
Race 5: Save The Date Rocky Cup 5 July BM60 Handicap - 1400m
04 March 2025 - 16:41
Track Rating: Soft 5, Weather: Fine, Rail Position: +6m Entire



Section	Overall	1200m	1000m	800m	600m	400m	200m						
Section Times	1:23.74 [7] (0:13.67)	1:10.07 [7] (0:11.56)	0:58.51 [6] (0:11.72)	0:46.79 [6] (0:11.70)	0:35.09 [6] (0:11.25)	0:23.84 [6] (0:11.38)	0:12.46 [6] (0:12.46)						
Average Speed [km/h]	52.6	62.3	61.0	61.7	64.0	63.3	57.8						
Top Speed [km/h]	64.4	64.1	62.6	62.7	65.5	64.0	61.8						
Avg. Dist. to Rail [m]	1.3	0.3	0.9	1.0	3.6	5.1	7.4						
Avg. Stride Freq. [Hz]	2.3	2.4	2.3	2.3	2.4	2.4	2.3						
Avg. Stride Length [m]	6.0	7.4	7.3	7.4	7.5	7.3	6.8						



- [] Ranking at each section and finish
- .-.- No data available at this section
- NA No data available



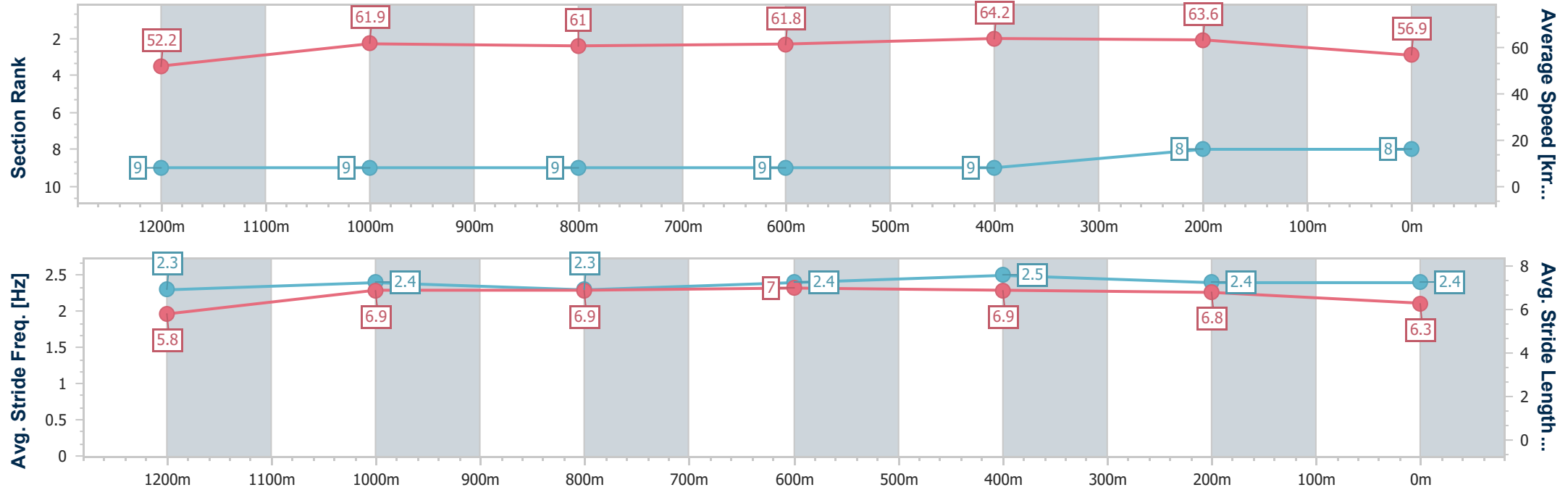
Horse/Jockey Name	Sweet Fantasy
Final Rank	8
Fastest Section Time (Section)	0:11.20 (600m)
Top Speed [km/h] (Section)	65.2 (600m)
Race State	Finished



Rockhampton QLD Professional
Race 5: Save The Date Rocky Cup 5 July BM60 Handicap - 1400m
04 March 2025 - 16:41
Track Rating: Soft 5, Weather: Fine, Rail Position: +6m Entire



Section	Overall	1200m	1000m	800m	600m	400m	200m						
Section Times	1:24.34 [8] (0:13.83)	1:10.51 [9] (0:11.65)	0:58.86 [9] (0:11.91)	0:46.95 [9] (0:11.78)	0:35.17 [9] (0:11.20)	0:23.97 [9] (0:11.33)	0:12.64 [8] (0:12.64)						
Average Speed [km/h]	52.2	61.9	61.0	61.8	64.2	63.6	56.9						
Top Speed [km/h]	62.8	62.9	62.9	63.0	65.2	65.0	61.4						
Avg. Dist. to Rail [m]	4.0	1.6	1.9	1.2	1.3	3.5	5.3						
Avg. Stride Freq. [Hz]	2.3	2.4	2.3	2.4	2.5	2.4	2.4						
Avg. Stride Length [m]	5.8	6.9	6.9	7.0	6.9	6.8	6.3						





Horse/Jockey Name	Lynric Lass
Final Rank	9
Fastest Section Time (Section)	0:11.32 (600m)
Top Speed [km/h] (Section)	65.6 (600m)
Race State	Finished



Rockhampton QLD Professional
Race 5: Save The Date Rocky Cup 5 July BM60 Handicap - 1400m
04 March 2025 - 16:41
Track Rating: Soft 5, Weather: Fine, Rail Position: +6m Entire



Section	Overall	1200m	1000m	800m	600m	400m	200m						
Section Times	1:24.36 [9] (0:13.56)	1:10.80 [6] (0:11.68)	0:59.12 [7] (0:11.88)	0:47.24 [8] (0:11.78)	0:35.46 [7] (0:11.32)	0:24.14 [8] (0:11.53)	0:12.61 [9] (0:12.61)						
Average Speed [km/h]	53.1	61.8	61.0	62.0	63.9	62.4	57.2						
Top Speed [km/h]	62.0	62.5	62.5	63.8	65.6	64.7	60.8						
Avg. Dist. to Rail [m]	4.8	1.4	0.9	2.1	4.2	7.5	9.4						
Avg. Stride Freq. [Hz]	2.2	2.3	2.3	2.3	2.4	2.4	2.3						
Avg. Stride Length [m]	6.3	7.4	7.4	7.4	7.5	7.4	7.0						

