



Toowoomba QLD Professional  
Race 1: MNP SECURITY BENCHMARK 58 Handicap - 1200m  
08 March 2025 - 12:03



Track Rating: Good 3, Weather: Showers, Rail Position: +2m 800m-400m; +4m Remainder

Section		Overall				1000m	800m	600m	400m	200m	Last 600m		
Field Times		1:13.09				0:59.17	0:47.97	0:36.43	0:24.70	0:12.63	0:36.43		
		(0:13.92)				(0:11.20)	(0:11.54)	(0:11.73)	(0:12.07)	(0:12.63)			
Rank	TAB	Horse/Jockey	Barrier	Top Speed [km/h]	Fastest Section							Margin	Distance Travelled [m]
1	4	GALWAY HUSSLER	5	67.4	0:11.14	1:13.09 [1]	0:58.95 [2]	0:47.81 [2]	0:36.29 [2]	0:24.56 [2]	0:12.63 [1]	1:13.09	0:36.29
		Paul Hamblin		Overall	1000m	(0:14.14)	(0:11.14)	(0:11.52)	(0:11.73)	(0:11.93)	(0:12.63)		
2	11	PITAVAGO	2	67.0	0:11.29	1:13.37 [2]	0:59.14 [4]	0:47.85 [4]	0:36.35 [5]	0:24.54 [5]	0:12.57 [3]	1.5L	0:36.35 +7
		Kenji Yoshida		Overall	1000m	(0:14.23)	(0:11.29)	(0:11.50)	(0:11.81)	(0:11.97)	(0:12.57)		
3	1	CHARMED PASSAGE	3	67.5	0:11.20	1:13.39 [3]	0:59.47 [1]	0:48.27 [1]	0:36.73 [1]	0:25.00 [1]	0:12.79 [2]	1.6L	0:36.73 +3
		Dylan Bennett		1000m	1000m	(0:13.92)	(0:11.20)	(0:11.54)	(0:11.73)	(0:12.21)	(0:12.79)		
4	10	MONAZEL	6	65.9	0:11.42	1:13.51 [4]	0:59.28 [5]	0:47.86 [6]	0:36.18 [7]	0:24.40 [7]	0:12.41 [5]	2.1L	0:36.18 +9
		Cobi Vitler		Overall	1000m	(0:14.23)	(0:11.42)	(0:11.68)	(0:11.78)	(0:11.99)	(0:12.41)		
5	12	ROWDASH	7	65.2	0:11.43	1:13.92 [5]	0:59.48 [8]	0:48.05 [8]	0:36.32 [9]	0:24.65 [9]	0:12.69 [7]	4.4L	0:36.32 +7
		Olivia Kendal		1000m	1000m	(0:14.44)	(0:11.43)	(0:11.73)	(0:11.67)	(0:11.96)	(0:12.69)		
6	17	ROCK LOBSTER	9	64.8	0:11.36	1:14.20 [6]	0:59.79 [7]	0:48.43 [7]	0:37.02 [6]	0:25.20 [6]	0:12.95 [8]	5.9L	0:37.02 +5
		Georgina Cartwright		800m	1000m	(0:14.41)	(0:11.36)	(0:11.41)	(0:11.82)	(0:12.25)	(0:12.95)		
7	6	TOO MANY THOUGHTS	8	66.4	0:11.22	1:14.24 [7]	0:59.94 [6]	0:48.72 [5]	0:37.29 [4]	0:25.47 [3]	0:13.14 [4]	6.1L	0:37.29 +3
		Kelsey Lenton		1000m	1000m	(0:14.30)	(0:11.22)	(0:11.43)	(0:11.82)	(0:12.33)	(0:13.14)		
8	18	PAMPUNI	10	66.5	0:11.20	1:14.42 [8]	0:59.50 [10]	0:48.30 [10]	0:36.76 [10]	0:25.05 [10]	0:12.82 [9]	7.1L	0:36.76 +5
		Montanna Savva		1000m	1000m	(0:14.92)	(0:11.20)	(0:11.54)	(0:11.71)	(0:12.23)	(0:12.82)		
9	20	BIRAGUE	1	66.1	0:11.21	1:14.60 [9]	1:00.46 [3]	0:49.25 [3]	0:37.79 [3]	0:25.83 [4]	0:13.41 [6]	8.1L	0:37.79 +7
		Luke Tarrant		1000m	1000m	(0:14.14)	(0:11.21)	(0:11.46)	(0:11.96)	(0:12.42)	(0:13.41)		
10	8	NEW YORK GAL	11	65.6	0:11.35	1:15.01 [10]	1:00.35 [9]	0:49.00 [9]	0:37.50 [8]	0:25.75 [8]	0:13.31 [10]	10.4L	0:37.50 -2
		Les Tilley		1000m	1000m	(0:14.66)	(0:11.35)	(0:11.50)	(0:11.75)	(0:12.44)	(0:13.31)		

Scratched: Grand Crusader (#2), Sanbano (#5), Gazza's Diamond (#9), Platinum Gift (#7), Palatial Prince (#13), Reign Of Power (#14), Count Nicholas (#15), Grandeur Rose (#16), Mad Mission (#19)

Report Created: Sat 8 March 2025 12:42 GMT+10 (Note: Timing is based on position data)

Page 1/13

[ ] Ranking at each section and finish  
-:-:- No data available at this section  
NA No data available

SCN Saddle cloth number  
DNF Did not finish  
DNT Did not track

data processed by  TRIPLESDATA



# Toowoomba QLD Professional

## Race 1: MNP SECURITY BENCHMARK 58 Handicap - 1200m

08 March 2025 - 12:03



Track Rating: Good 3, Weather: Showers, Rail Position: +2m 800m-400m; +4m Remainder

Section						Overall	1000m	800m	600m	400m	200m	Last 600m		
Field Times						1:13.09 (0:13.92)	0:59.17 (0:11.20)	0:47.97 (0:11.54)	0:36.43 (0:11.73)	0:24.70 (0:12.07)	0:12.63 (0:12.63)	0:36.43		
Rank	TAB	Horse/Jockey	Barrier	Top Speed [km/h]	Fastest Section							Margin	Distance Travelled [m]	
11	3	DOWNEY	4	64.5	0:11.31	1:17.77 [11]	0:59.95 [11]	0:48.27 [11]	0:36.96 [11]	0:25.25 [11]	0:13.08 [11]	26.4L	0:36.96	-2
		Noel Callow		800m	800m	(0:17.82)	(0:11.68)	(0:11.31)	(0:11.71)	(0:12.17)	(0:13.08)			

Scratched: Grand Crusader (#2), Sanbano (#5), Gazza's Diamond (#9), Platinum Gift (#7), Palatial Prince (#13), Reign Of Power (#14), Count Nicholas (#15), Grandeur Rose (#16), Mad Mission (#19)



Horse/Jockey Name	Galway Hussler
Final Rank	1
Fastest Section Time (Section)	0:11.14 (1000m)
Top Speed [km/h] (Section)	67.4 (Overall)
Race State	Finished



Toowoomba QLD Professional

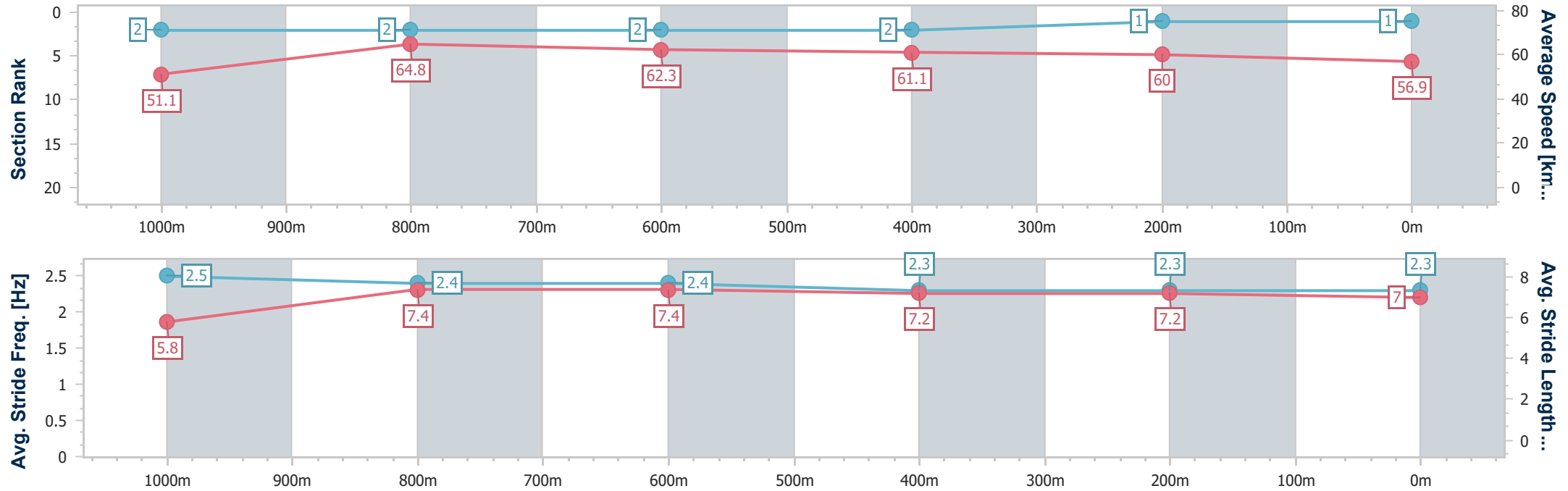
Race 1: MNP SECURITY BENCHMARK 58 Handicap - 1200m

08 March 2025 - 12:03

Track Rating: Good 3, Weather: Showers, Rail Position: +2m 800m-400m; +4m Remainder



Section	Overall	1000m	800m	600m	400m	200m							
Section Times	1:13.09 [1] (0:14.14)	0:58.95 [2] (0:11.14)	0:47.81 [2] (0:11.52)	0:36.29 [2] (0:11.73)	0:24.56 [2] (0:11.93)	0:12.63 [1] (0:12.63)							
Average Speed [km/h]	51.1	64.8	62.3	61.1	60.0	56.9							
Top Speed [km/h]	67.4	66.7	63.4	63.1	61.4	58.9							
Avg. Dist. to Rail [m]	4.8	0.6	0.4	1.2	1.0	0.8							
Avg. Stride Freq. [Hz]	2.5	2.4	2.4	2.3	2.3	2.3							
Avg. Stride Length [m]	5.8	7.4	7.4	7.2	7.2	7.0							





Horse/Jockey Name	Pitavago
Final Rank	2
Fastest Section Time (Section)	0:11.29 (1000m)
Top Speed [km/h] (Section)	67.0 (Overall)
Race State	Finished

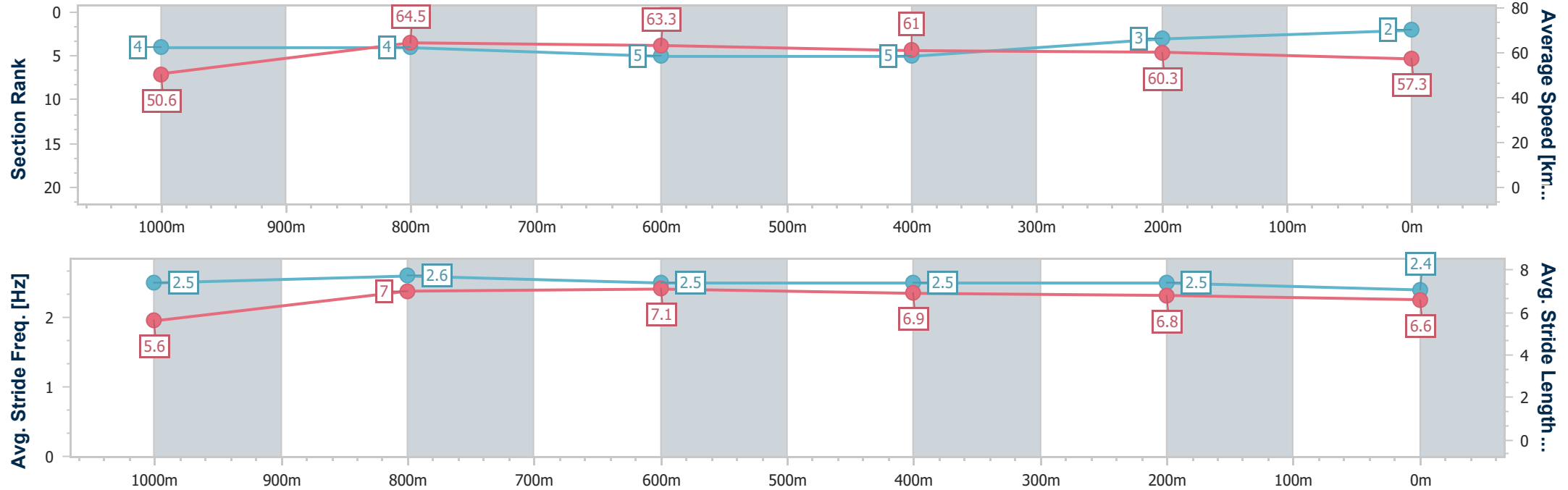


Toowoomba QLD Professional  
Race 1: MNP SECURITY BENCHMARK 58 Handicap - 1200m



08 March 2025 - 12:03  
Track Rating: Good 3, Weather: Showers, Rail Position: +2m 800m-400m; +4m Remainder

Section	Overall	1000m	800m	600m	400m	200m								
Section Times	1:13.37 [2] (0:14.23)	0:59.14 [4] (0:11.29)	0:47.85 [4] (0:11.50)	0:36.35 [5] (0:11.81)	0:24.54 [5] (0:11.97)	0:12.57 [3] (0:12.57)								
Average Speed [km/h]	50.6	64.5	63.3	61.0	60.3	57.3								
Top Speed [km/h]	67.0	66.8	63.7	62.6	60.9	59.0								
Avg. Dist. to Rail [m]	3.7	3.0	2.5	1.2	0.6	2.4								
Avg. Stride Freq. [Hz]	2.5	2.6	2.5	2.5	2.5	2.4								
Avg. Stride Length [m]	5.6	7.0	7.1	6.9	6.8	6.6								



- [ ] Ranking at each section and finish
- .-.- No data available at this section
- NA No data available



Horse/Jockey Name	Charmed Passage
Final Rank	3
Fastest Section Time (Section)	0:11.20 (1000m)
Top Speed [km/h] (Section)	67.5 (1000m)
Race State	Finished

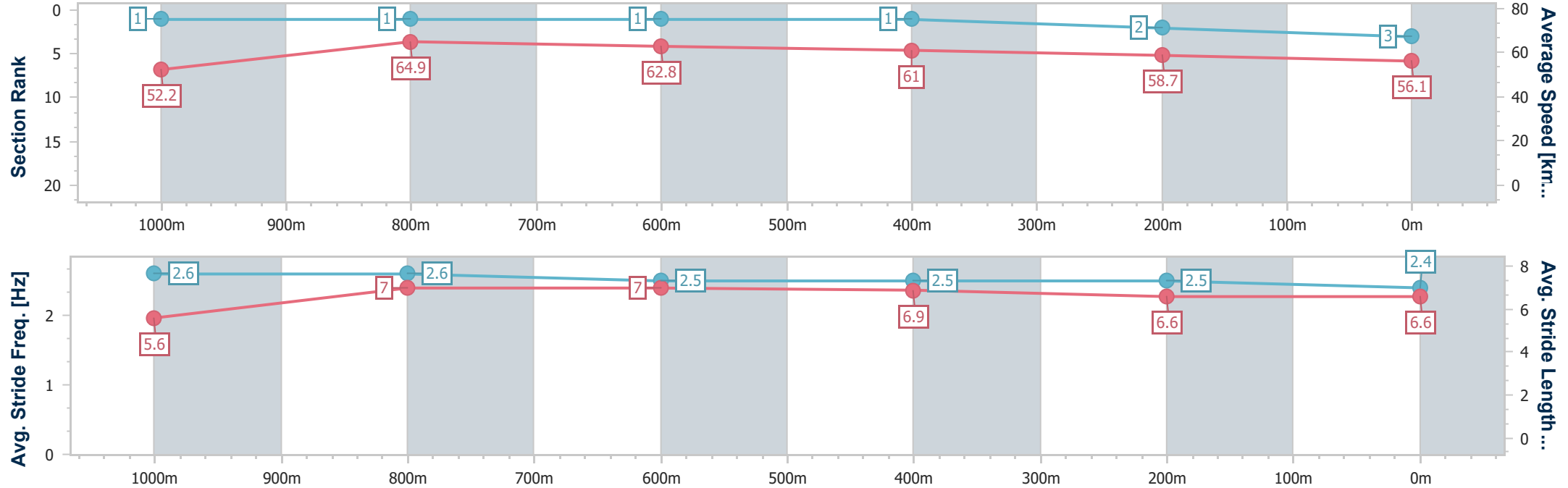


Toowoomba QLD Professional  
Race 1: MNP SECURITY BENCHMARK 58 Handicap - 1200m



08 March 2025 - 12:03  
Track Rating: Good 3, Weather: Showers, Rail Position: +2m 800m-400m; +4m Remainder

Section	Overall	1000m	800m	600m	400m	200m								
Section Times	1:13.39 [3] (0:13.92)	0:59.47 [1] (0:11.20)	0:48.27 [1] (0:11.54)	0:36.73 [1] (0:11.73)	0:25.00 [1] (0:12.21)	0:12.79 [2] (0:12.79)								
Average Speed [km/h]	52.2	64.9	62.8	61.0	58.7	56.1								
Top Speed [km/h]	64.4	67.5	65.3	63.3	61.2	59.3								
Avg. Dist. to Rail [m]	4.9	2.2	1.1	1.4	1.6	1.4								
Avg. Stride Freq. [Hz]	2.6	2.6	2.5	2.5	2.5	2.4								
Avg. Stride Length [m]	5.6	7.0	7.0	6.9	6.6	6.6								



- [ ] Ranking at each section and finish
- .-.- No data available at this section
- NA No data available



Horse/Jockey Name	Monazel
Final Rank	4
Fastest Section Time (Section)	0:11.42 (1000m)
Top Speed [km/h] (Section)	65.9 (Overall)
Race State	Finished

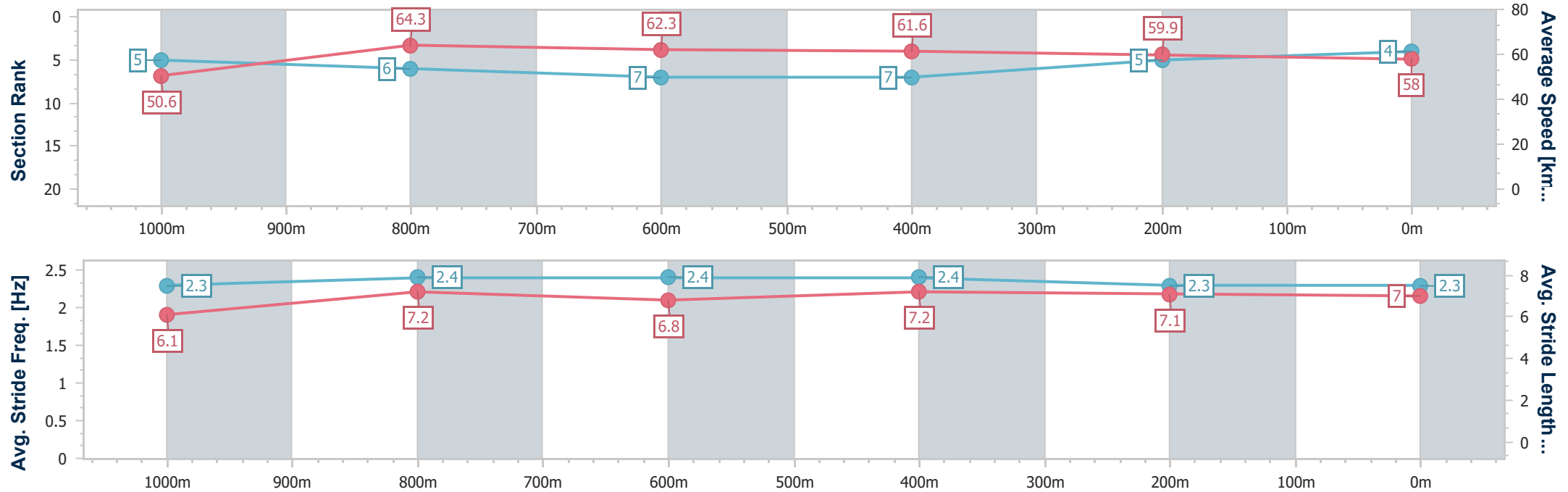


Toowoomba QLD Professional  
Race 1: MNP SECURITY BENCHMARK 58 Handicap - 1200m



08 March 2025 - 12:03  
Track Rating: Good 3, Weather: Showers, Rail Position: +2m 800m-400m; +4m Remainder

Section	Overall	1000m	800m	600m	400m	200m								
Section Times	1:13.51 [4] (0:14.23)	0:59.28 [5] (0:11.42)	0:47.86 [6] (0:11.68)	0:36.18 [7] (0:11.78)	0:24.40 [7] (0:11.99)	0:12.41 [5] (0:12.41)								
Average Speed [km/h]	50.6	64.3	62.3	61.6	59.9	58.0								
Top Speed [km/h]	65.9	65.2	64.7	63.1	60.6	59.1								
Avg. Dist. to Rail [m]	7.2	4.6	4.5	2.3	0.8	0.9								
Avg. Stride Freq. [Hz]	2.3	2.4	2.4	2.4	2.3	2.3								
Avg. Stride Length [m]	6.1	7.2	6.8	7.2	7.1	7.0								



- [ ] Ranking at each section and finish
- .-.- No data available at this section
- NA No data available



Horse/Jockey Name	Rowdash
Final Rank	5
Fastest Section Time (Section)	0:11.43 (1000m)
Top Speed [km/h] (Section)	65.2 (1000m)
Race State	Finished



Toowoomba QLD Professional

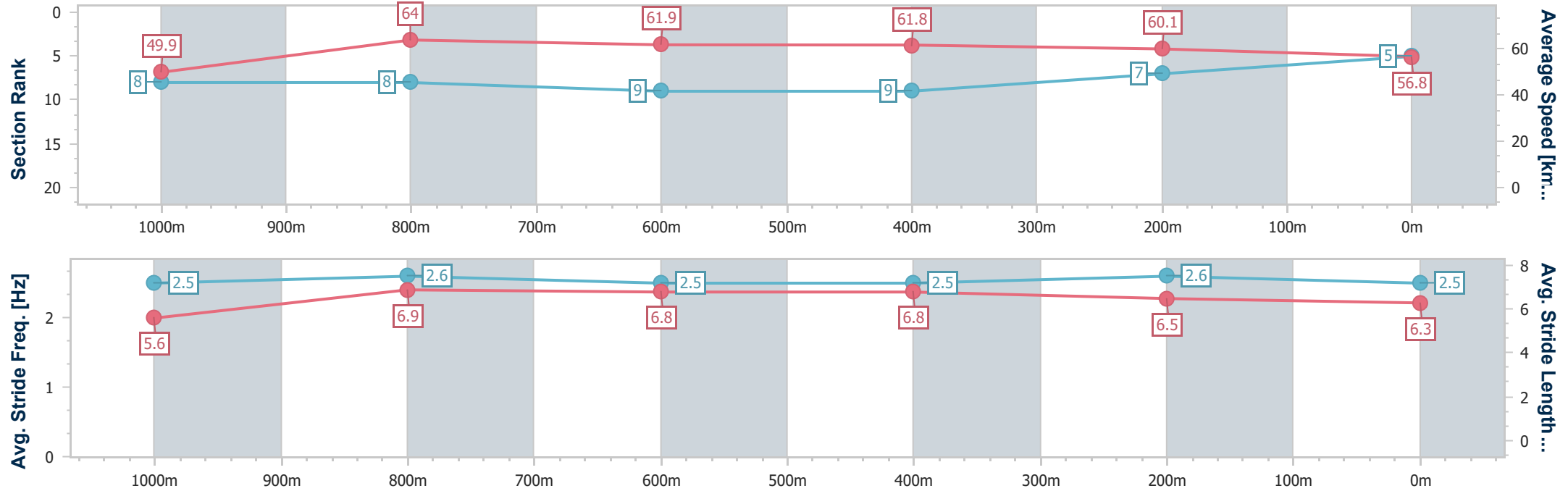
Race 1: MNP SECURITY BENCHMARK 58 Handicap - 1200m

08 March 2025 - 12:03

Track Rating: Good 3, Weather: Showers, Rail Position: +2m 800m-400m; +4m Remainder



Section	Overall	1000m	800m	600m	400m	200m								
Section Times	1:13.92 [5] (0:14.44)	0:59.48 [8] (0:11.43)	0:48.05 [8] (0:11.73)	0:36.32 [9] (0:11.67)	0:24.65 [9] (0:11.96)	0:12.69 [7] (0:12.69)								
Average Speed [km/h]	49.9	64.0	61.9	61.8	60.1	56.8								
Top Speed [km/h]	64.7	65.2	64.8	63.0	61.4	58.2								
Avg. Dist. to Rail [m]	7.1	3.9	3.7	1.3	1.3	3.9								
Avg. Stride Freq. [Hz]	2.5	2.6	2.5	2.5	2.6	2.5								
Avg. Stride Length [m]	5.6	6.9	6.8	6.8	6.5	6.3								





Horse/Jockey Name	Rock Lobster
Final Rank	6
Fastest Section Time (Section)	0:11.36 (1000m)
Top Speed [km/h] (Section)	64.8 (800m)
Race State	Finished

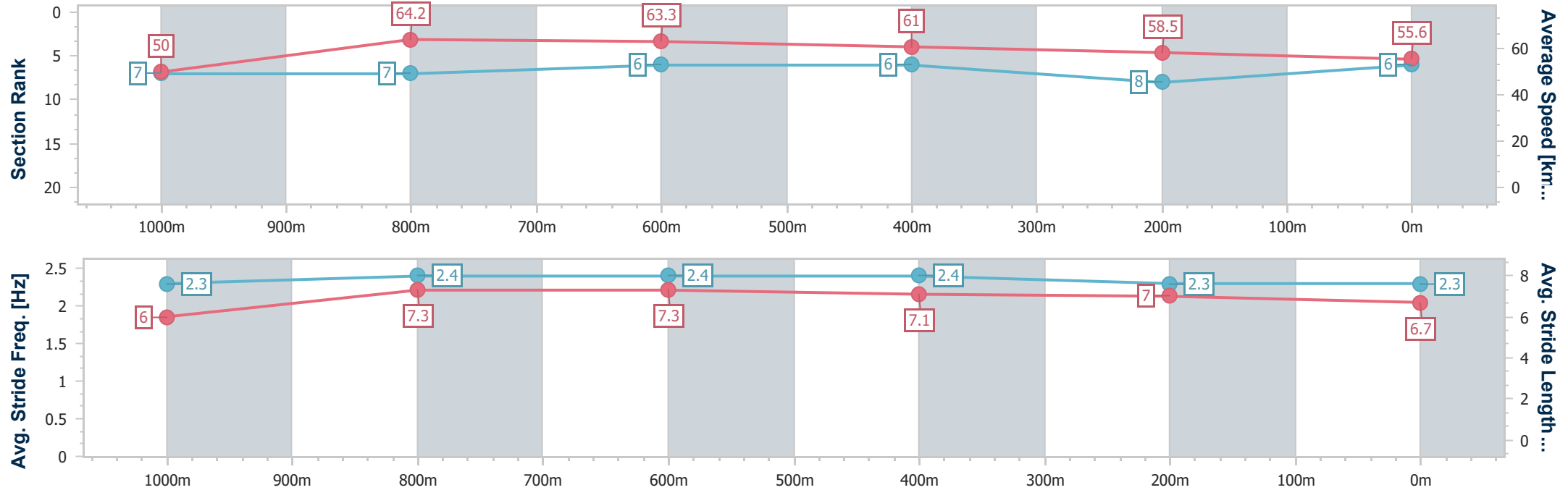


Toowoomba QLD Professional  
Race 1: MNP SECURITY BENCHMARK 58 Handicap - 1200m



08 March 2025 - 12:03  
Track Rating: Good 3, Weather: Showers, Rail Position: +2m 800m-400m; +4m Remainder

Section	Overall	1000m	800m	600m	400m	200m							
Section Times	1:14.20 [6] (0:14.41)	0:59.79 [7] (0:11.36)	0:48.43 [7] (0:11.41)	0:37.02 [6] (0:11.82)	0:25.20 [6] (0:12.25)	0:12.95 [8] (0:12.95)							
Average Speed [km/h]	50.0	64.2	63.3	61.0	58.5	55.6							
Top Speed [km/h]	64.3	64.7	64.8	62.8	59.6	57.6							
Avg. Dist. to Rail [m]	8.4	3.2	1.3	0.9	0.9	1.2							
Avg. Stride Freq. [Hz]	2.3	2.4	2.4	2.4	2.3	2.3							
Avg. Stride Length [m]	6.0	7.3	7.3	7.1	7.0	6.7							



[ ] Ranking at each section and finish  
-.-.- No data available at this section  
NA No data available





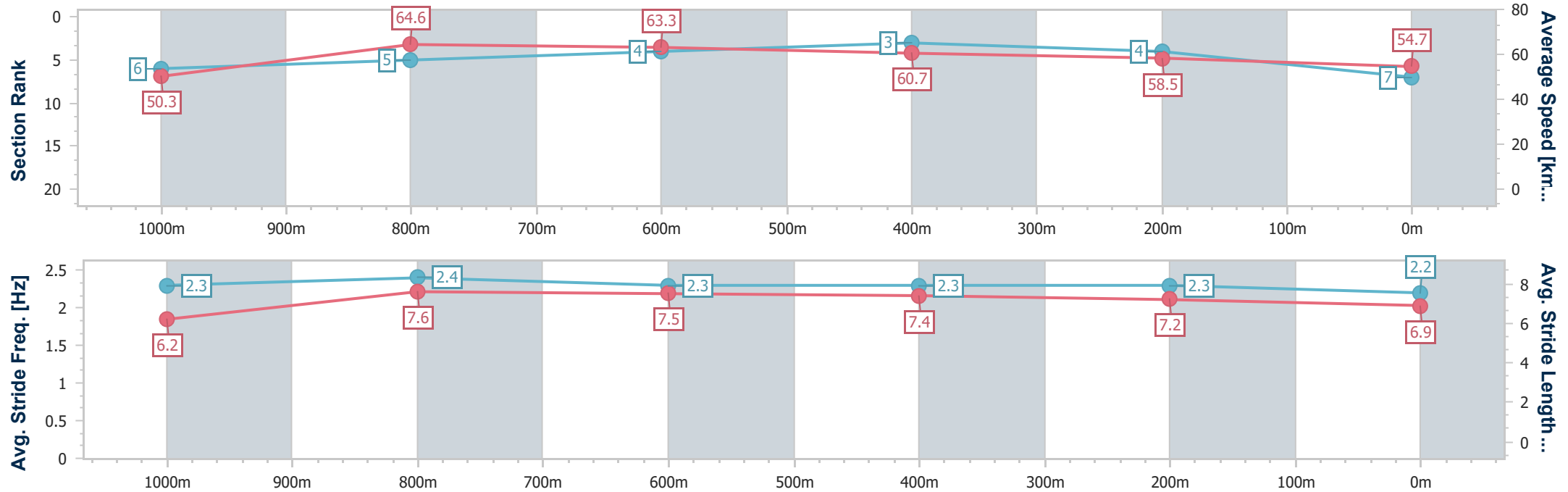
Horse/Jockey Name	Too Many Thoughts
Final Rank	7
Fastest Section Time (Section)	0:11.22 (1000m)
Top Speed [km/h] (Section)	66.4 (1000m)
Race State	Finished



Toowoomba QLD Professional  
Race 1: MNP SECURITY BENCHMARK 58 Handicap - 1200m  
08 March 2025 - 12:03  
Track Rating: Good 3, Weather: Showers, Rail Position: +2m 800m-400m; +4m Remainder



Section	Overall	1000m	800m	600m	400m	200m								
Section Times	1:14.24 [7] (0:14.30)	0:59.94 [6] (0:11.22)	0:48.72 [5] (0:11.43)	0:37.29 [4] (0:11.82)	0:25.47 [3] (0:12.33)	0:13.14 [4] (0:13.14)								
Average Speed [km/h]	50.3	64.6	63.3	60.7	58.5	54.7								
Top Speed [km/h]	66.1	66.4	64.3	62.4	60.1	57.1								
Avg. Dist. to Rail [m]	6.7	2.3	0.8	0.4	0.4	0.7								
Avg. Stride Freq. [Hz]	2.3	2.4	2.3	2.3	2.3	2.2								
Avg. Stride Length [m]	6.2	7.6	7.5	7.4	7.2	6.9								





Horse/Jockey Name	Pampuni
Final Rank	8
Fastest Section Time (Section)	0:11.20 (1000m)
Top Speed [km/h] (Section)	66.5 (1000m)
Race State	Finished

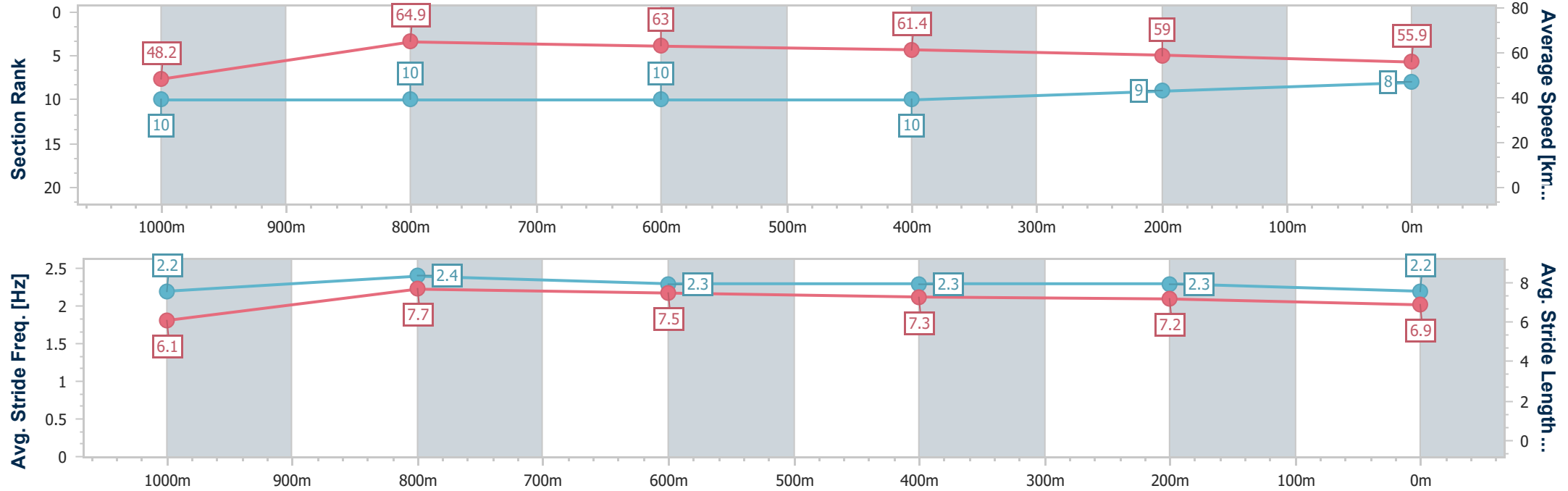


Toowoomba QLD Professional  
Race 1: MNP SECURITY BENCHMARK 58 Handicap - 1200m



08 March 2025 - 12:03  
Track Rating: Good 3, Weather: Showers, Rail Position: +2m 800m-400m; +4m Remainder

Section	Overall	1000m	800m	600m	400m	200m							
Section Times	1:14.42 [8] (0:14.92)	0:59.50 [10] (0:11.20)	0:48.30 [10] (0:11.54)	0:36.76 [10] (0:11.71)	0:25.05 [10] (0:12.23)	0:12.82 [9] (0:12.82)							
Average Speed [km/h]	48.2	64.9	63.0	61.4	59.0	55.9							
Top Speed [km/h]	65.4	66.5	64.4	62.8	59.4	58.1							
Avg. Dist. to Rail [m]	7.2	2.3	2.7	1.1	0.6	1.0							
Avg. Stride Freq. [Hz]	2.2	2.4	2.3	2.3	2.3	2.2							
Avg. Stride Length [m]	6.1	7.7	7.5	7.3	7.2	6.9							



- [ ] Ranking at each section and finish
- .-.- No data available at this section
- NA No data available



Horse/Jockey Name	Birague
Final Rank	9
Fastest Section Time (Section)	0:11.21 (1000m)
Top Speed [km/h] (Section)	66.1 (1000m)
Race State	Finished

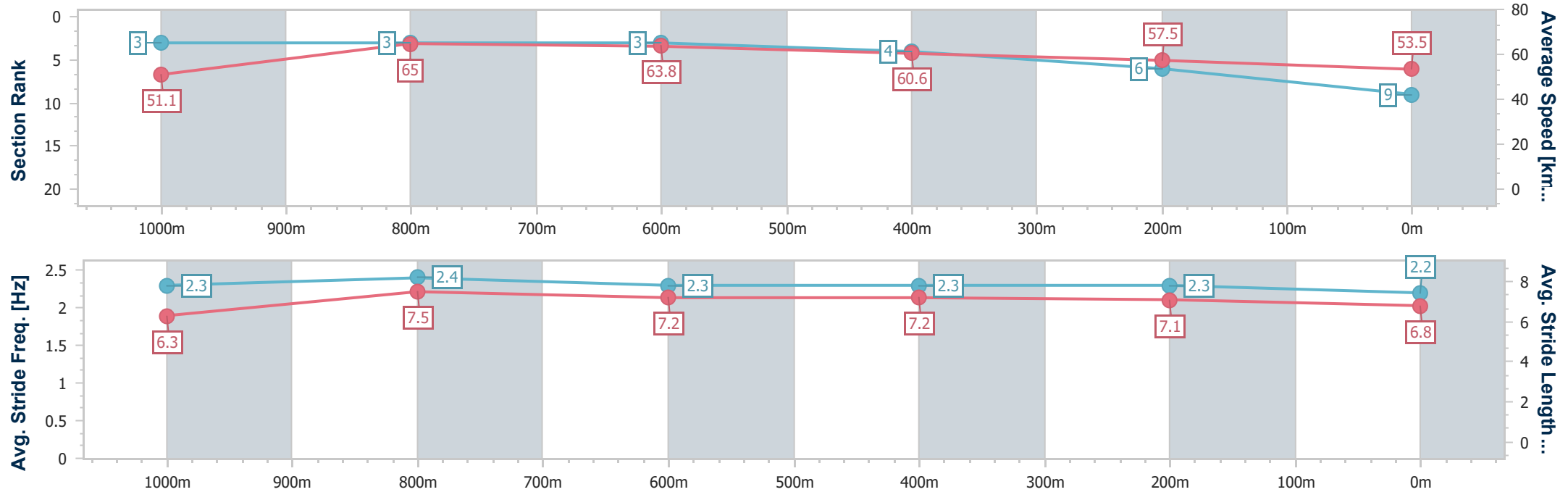


Toowoomba QLD Professional  
Race 1: MNP SECURITY BENCHMARK 58 Handicap - 1200m



08 March 2025 - 12:03  
Track Rating: Good 3, Weather: Showers, Rail Position: +2m 800m-400m; +4m Remainder

Section	Overall	1000m	800m	600m	400m	200m							
Section Times	1:14.60 [9] (0:14.14)	1:00.46 [3] (0:11.21)	0:49.25 [3] (0:11.46)	0:37.79 [3] (0:11.96)	0:25.83 [4] (0:12.42)	0:13.41 [6] (0:13.41)							
Average Speed [km/h]	51.1	65.0	63.8	60.6	57.5	53.5							
Top Speed [km/h]	65.8	66.1	64.8	62.7	58.5	56.5							
Avg. Dist. to Rail [m]	3.3	3.9	4.6	2.1	3.0	2.4							
Avg. Stride Freq. [Hz]	2.3	2.4	2.3	2.3	2.3	2.2							
Avg. Stride Length [m]	6.3	7.5	7.2	7.2	7.1	6.8							





Horse/Jockey Name	New York Gal
Final Rank	10
Fastest Section Time (Section)	0:11.35 (1000m)
Top Speed [km/h] (Section)	65.6 (1000m)
Race State	Finished

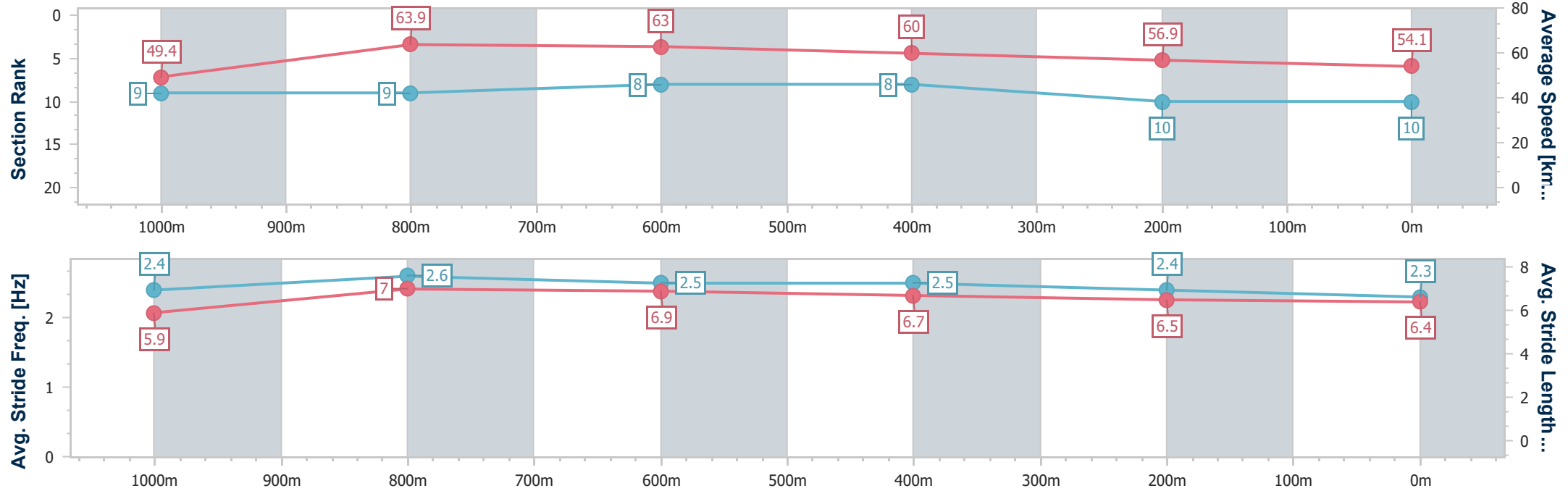


Toowoomba QLD Professional  
Race 1: MNP SECURITY BENCHMARK 58 Handicap - 1200m



08 March 2025 - 12:03  
Track Rating: Good 3, Weather: Showers, Rail Position: +2m 800m-400m; +4m Remainder

Section	Overall	1000m	800m	600m	400m	200m							
Section Times	1:15.01 [10] (0:14.66)	1:00.35 [9] (0:11.35)	0:49.00 [9] (0:11.50)	0:37.50 [8] (0:11.75)	0:25.75 [8] (0:12.44)	0:13.31 [10] (0:13.31)							
Average Speed [km/h]	49.4	63.9	63.0	60.0	56.9	54.1							
Top Speed [km/h]	65.2	65.6	64.0	62.9	58.1	56.7							
Avg. Dist. to Rail [m]	9.6	3.3	0.9	3.8	3.3	1.5							
Avg. Stride Freq. [Hz]	2.4	2.6	2.5	2.5	2.4	2.3							
Avg. Stride Length [m]	5.9	7.0	6.9	6.7	6.5	6.4							



- [ ] Ranking at each section and finish
- .-.- No data available at this section
- NA No data available



Horse/Jockey Name	Downey
Final Rank	11
Fastest Section Time (Section)	0:11.31 (800m)
Top Speed [km/h] (Section)	64.5 (800m)
Race State	Finished

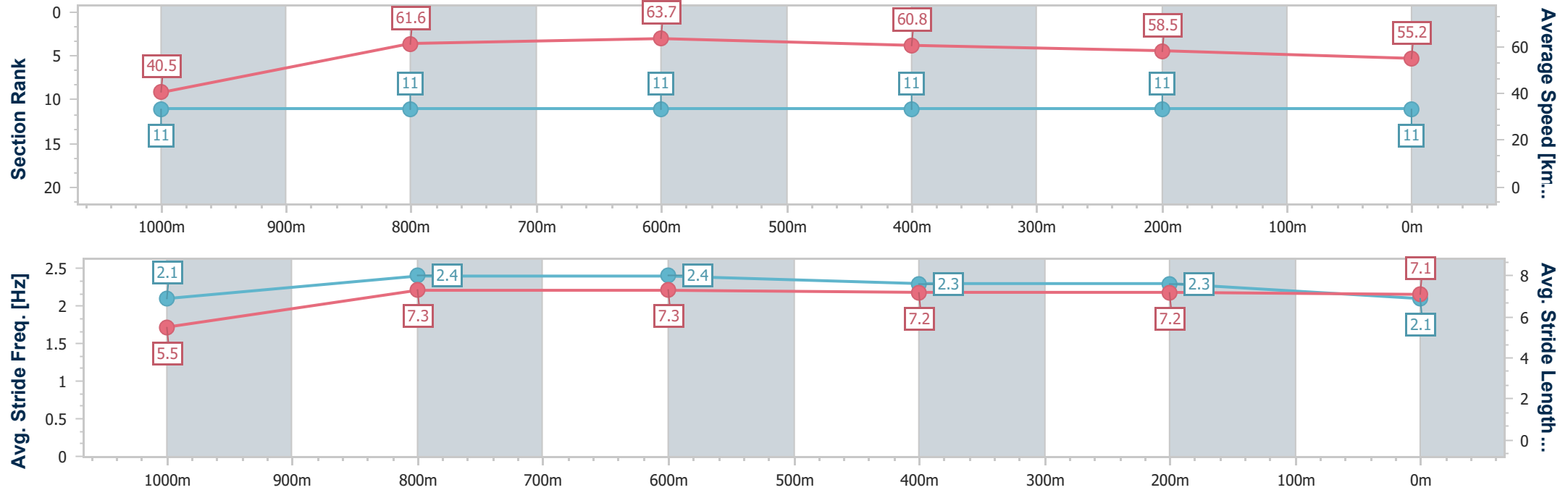


Toowoomba QLD Professional  
Race 1: MNP SECURITY BENCHMARK 58 Handicap - 1200m



08 March 2025 - 12:03  
Track Rating: Good 3, Weather: Showers, Rail Position: +2m 800m-400m; +4m Remainder

Section	Overall	1000m	800m	600m	400m	200m								
Section Times	1:17.77 [11] (0:17.82)	0:59.95 [11] (0:11.68)	0:48.27 [11] (0:11.31)	0:36.96 [11] (0:11.71)	0:25.25 [11] (0:12.17)	0:13.08 [11] (0:13.08)								
Average Speed [km/h]	40.5	61.6	63.7	60.8	58.5	55.2								
Top Speed [km/h]	62.6	63.7	64.5	63.5	59.0	58.8								
Avg. Dist. to Rail [m]	4.4	0.4	0.6	2.1	2.5	1.6								
Avg. Stride Freq. [Hz]	2.1	2.4	2.4	2.3	2.3	2.1								
Avg. Stride Length [m]	5.5	7.3	7.3	7.2	7.2	7.1								





Toowoomba QLD Professional  
Race 2: SEDL AGENCIES Class 2 Plate - 1300m  
08 March 2025 - 12:36



Track Rating: Good 3, Weather: Overcast, Rail Position: +2m 800m-400m; +4m Remainder

Section					Overall	1200m	1000m	800m	600m	400m	Last 600m		
Field Times					1:18.83 (0:08.16)	1:10.67 (0:11.16)	0:59.51 (0:11.54)	0:47.97 (0:12.06)	0:35.91 (0:11.90)	0:24.01 (0:11.99)	0:00.00		
Rank	TAB	Horse/Jockey	Barrier	Top Speed [km/h]	Fastest Section								Distance Travelled [m]
1	9	KICKATINALONG	4	66.0	0:08.18	1:18.83 [1]	1:10.65 [2]	0:59.51 [1]	0:47.97 [1]	0:35.91 [1]	0:24.01 [1]	0:35.91	
		Luke Tarrant		1200m	Overall	(0:08.18)	(0:11.14)	(0:11.54)	(0:12.06)	(0:11.90)	(0:11.99)		
2	10	RUBAAHY	3	Data was not able to be tracked for this horse		-:-:-	-:-:-	-:-:-	-:-:-	-:-:-	-:-:-	-:-:-	-:-:-
		Kelsey Lenton											
3	7	JAMAICAN MECRAZY	7	65.3	0:08.58	1:20.39 [3]	1:11.81 [6]	1:00.47 [6]	0:48.87 [7]	0:36.81 [8]	0:24.87 [7]	0:36.81	-6
		Liv O'Donnell		1200m	Overall	(0:08.58)	(0:11.34)	(0:11.60)	(0:12.06)	(0:11.94)	(0:12.30)		
4	5	JOY MCCOY	9	64.8	0:08.77	1:20.46 [4]	1:11.69 [8]	1:00.20 [8]	0:48.68 [8]	0:36.90 [7]	0:24.73 [8]	0:36.90	+9
		Dylan Bennett		1000m	Overall	(0:08.77)	(0:11.49)	(0:11.52)	(0:11.78)	(0:12.17)	(0:12.47)		
5	6	STROMA ASTER	2	65.7	0:08.31	1:20.54 [5]	1:12.23 [3]	1:01.14 [3]	0:49.59 [2]	0:37.53 [2]	0:25.62 [2]	0:37.53	+1
		Les Tilley		1200m	Overall	(0:08.31)	(0:11.09)	(0:11.55)	(0:12.06)	(0:11.91)	(0:12.50)		
6	3	CRAZY EYED FRED	6	67.1	0:08.66	1:20.62 [6]	1:11.96 [7]	1:00.60 [7]	0:49.14 [6]	0:37.14 [6]	0:25.10 [5]	0:37.14	+8
		Georgina Cartwright		1000m	Overall	(0:08.66)	(0:11.36)	(0:11.46)	(0:12.00)	(0:12.04)	(0:12.41)		
7	2	BLAME THE WHISKEY	5	65.5	0:08.32	1:20.74 [7]	1:12.42 [4]	1:01.06 [5]	0:49.48 [5]	0:37.38 [5]	0:25.22 [5]	0:37.38	+7
		Cobi Vitler		1200m	Overall	(0:08.32)	(0:11.36)	(0:11.58)	(0:12.10)	(0:12.16)	(0:12.35)		
8	1	ALONTRO	1	65.8	0:08.16	1:21.18 [8]	1:13.02 [1]	1:01.84 [2]	0:50.20 [3]	0:38.13 [3]	0:25.90 [3]	0:38.13	+1
		Kenji Yoshida		1200m	Overall	(0:08.16)	(0:11.18)	(0:11.64)	(0:12.07)	(0:12.23)	(0:12.66)		
9	12	ROMANTIC THOUGHTS	10	64.8	0:09.02	1:21.24 [9]	1:12.22 [9]	1:00.84 [9]	0:49.41 [9]	0:37.45 [9]	0:25.33 [9]	0:37.45	+0
		Hannah Richardson		1200m	Overall	(0:09.02)	(0:11.38)	(0:11.43)	(0:11.96)	(0:12.12)	(0:12.35)		
10	8	JENNI INDA JUNGLE	8	65.6	0:08.38	1:21.35 [10]	1:12.97 [5]	1:01.69 [4]	0:50.13 [4]	0:38.29 [4]	0:25.99 [4]	0:38.29	+6
		Justin Stanley		1200m	Overall	(0:08.38)	(0:11.28)	(0:11.56)	(0:11.84)	(0:12.30)	(0:12.64)		

Scratched: Downey (#4), Star Chance (#11)

Report Created: Sat 8 March 2025 13:47 GMT+10 (Note: Timing is based on position data)

Page 1/12

[ ] Ranking at each section and finish  
-:-:- No data available at this section  
NA No data available

SCN Saddle cloth number  
DNF Did not finish  
DNT Did not track

data processed by  TRIPLESDATA



Toowoomba QLD Professional  
Race 2: SEDL AGENCIES Class 2 Plate - 1300m  
08 March 2025 - 12:36



Track Rating: Good 3, Weather: Overcast, Rail Position: +2m 800m-400m; +4m Remainder

Section Field Times				200m 0:12.02 (0:12.02)		Last 600m 0:00.00			
Rank	TAB	Horse/Jockey	Barrier	Top Speed [km/h]	Fastest Section	Margin	Margin	Distance Travelled [m]	
1	9	KICKATINALONG	4	66.0	0:08.18	0:12.02 [1]	1:18.83	0:35.91	
		Luke Tarrant		1200m	Overall	(0:12.02)			
2	10	RUBAAHY	3	Data was not able to be tracked for this horse		-:--:--	7L	-:--:--	
		Kelsey Lenton						----	
3	7	JAMAICAN MECRAZY	7	65.3	0:08.58	0:12.57 [3]	9L	0:36.81	
		Liv O'Donnell		1200m	Overall	(0:12.57)		-6	
4	5	JOY MCCOY	9	64.8	0:08.77	0:12.26 [8]	9.3L	0:36.90	
		Dylan Bennett		1000m	Overall	(0:12.26)		+9	
5	6	STROMA ASTER	2	65.7	0:08.31	0:13.12 [2]	9.7L	0:37.53	
		Les Tilley		1200m	Overall	(0:13.12)		+1	
6	3	CRAZY EYED FRED	6	67.1	0:08.66	0:12.69 [5]	10.1L	0:37.14	
		Georgina Cartwright		1000m	Overall	(0:12.69)		+8	
7	2	BLAME THE WHISKEY	5	65.5	0:08.32	0:12.87 [4]	10.6L	0:37.38	
		Cobi Vitler		1200m	Overall	(0:12.87)		+7	
8	1	ALONTRO	1	65.8	0:08.16	0:13.24 [6]	13.1L	0:38.13	
		Kenji Yoshida		1200m	Overall	(0:13.24)		+1	
9	12	ROMANTIC THOUGHTS	10	64.8	0:09.02	0:12.98 [9]	13.4L	0:37.45	
		Hannah Richardson		1200m	Overall	(0:12.98)		+0	
10	8	JENNI INDA JUNGLE	8	65.6	0:08.38	0:13.35 [7]	13.9L	0:38.29	
		Justin Stanley		1200m	Overall	(0:13.35)		+6	

Scratched: Downey (#4), Star Chance (#11)



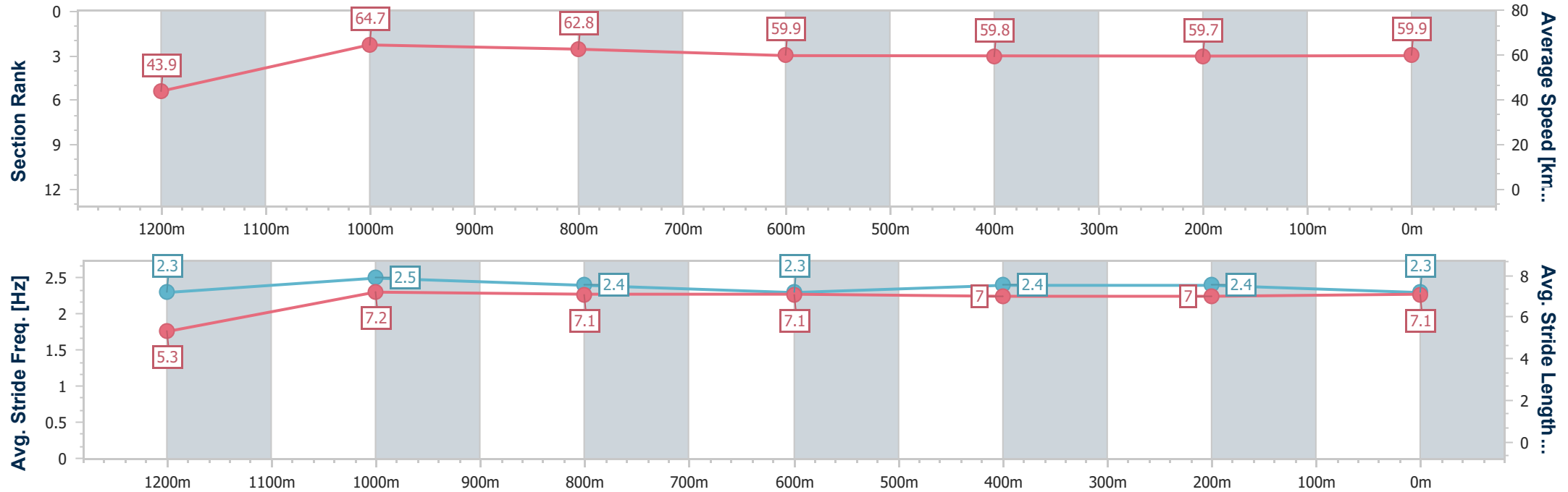
Horse/Jockey Name	Kickatinalong
Final Rank	1
Fastest Section Time (Section)	0:08.18 (Overall)
Top Speed [km/h] (Section)	66.0 (1200m)
Race State	Finished



Toowoomba QLD Professional  
Race 2: SEDL AGENCIES Class 2 Plate - 1300m  
08 March 2025 - 12:36  
Track Rating: Good 3, Weather: Overcast, Rail Position: +2m 800m-400m; +4m Remainder



Section	Overall	1200m	1000m	800m	600m	400m	200m						
Section Times	1:18.83 [1] (0:08.18)	1:10.65 [2] (0:11.14)	0:59.51 [1] (0:11.54)	0:47.97 [1] (0:12.06)	0:35.91 [1] (0:11.90)	0:24.01 [1] (0:11.99)	0:12.02 [1] (0:12.02)						
Average Speed [km/h]	43.9	64.7	62.8	59.9	59.8	59.7	59.9						
Top Speed [km/h]	62.1	66.0	65.0	61.4	60.5	60.8	61.5						
Avg. Dist. to Rail [m]	4.0	1.7	1.6	0.7	1.9	1.4	0.4						
Avg. Stride Freq. [Hz]	2.3	2.5	2.4	2.3	2.4	2.4	2.3						
Avg. Stride Length [m]	5.3	7.2	7.1	7.1	7.0	7.0	7.1						







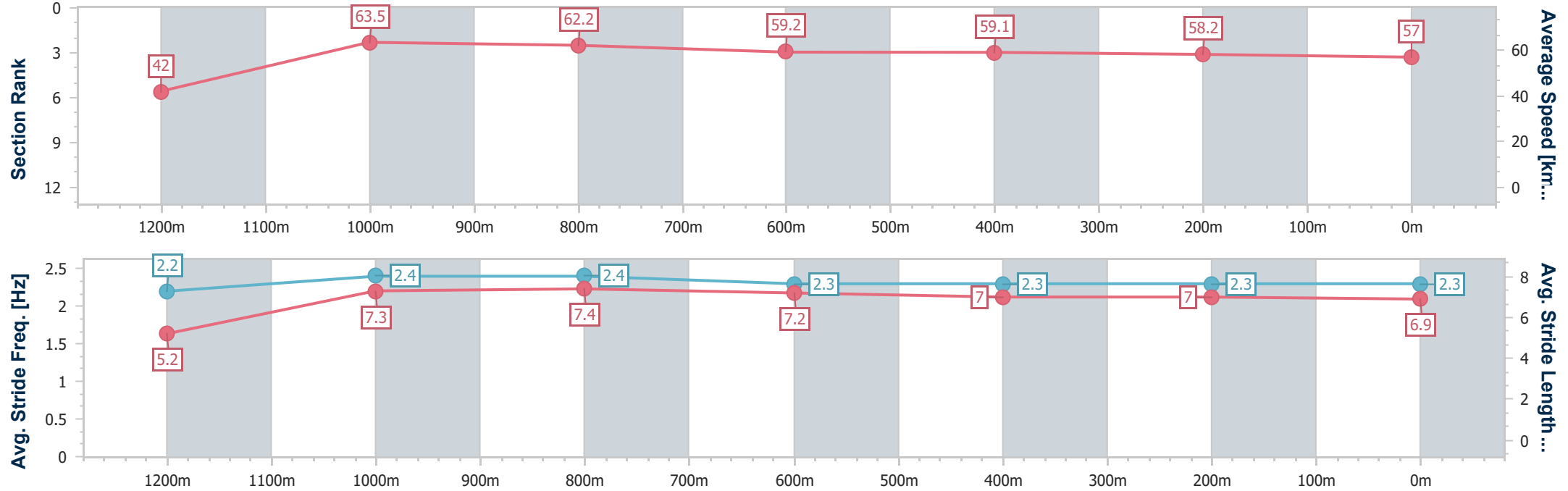
Horse/Jockey Name	Jamaican Mecrazy
Final Rank	3
Fastest Section Time (Section)	0:08.58 (Overall)
Top Speed [km/h] (Section)	65.3 (1200m)
Race State	Finished



Toowoomba QLD Professional  
Race 2: SEDL AGENCIES Class 2 Plate - 1300m  
08 March 2025 - 12:36  
Track Rating: Good 3, Weather: Overcast, Rail Position: +2m 800m-400m; +4m Remainder



Section	Overall	1200m	1000m	800m	600m	400m	200m						
Section Times	1:20.39 [3] (0:08.58)	1:11.81 [6] (0:11.34)	1:00.47 [6] (0:11.60)	0:48.87 [7] (0:12.06)	0:36.81 [8] (0:11.94)	0:24.87 [7] (0:12.30)	0:12.57 [3] (0:12.57)						
Average Speed [km/h]	42.0	63.5	62.2	59.2	59.1	58.2	57.0						
Top Speed [km/h]	57.1	65.3	64.8	61.2	60.7	59.2	58.6						
Avg. Dist. to Rail [m]	2.8	1.4	0.9	2.2	3.6	1.6	1.7						
Avg. Stride Freq. [Hz]	2.2	2.4	2.4	2.3	2.3	2.3	2.3						
Avg. Stride Length [m]	5.2	7.3	7.4	7.2	7.0	7.0	6.9						





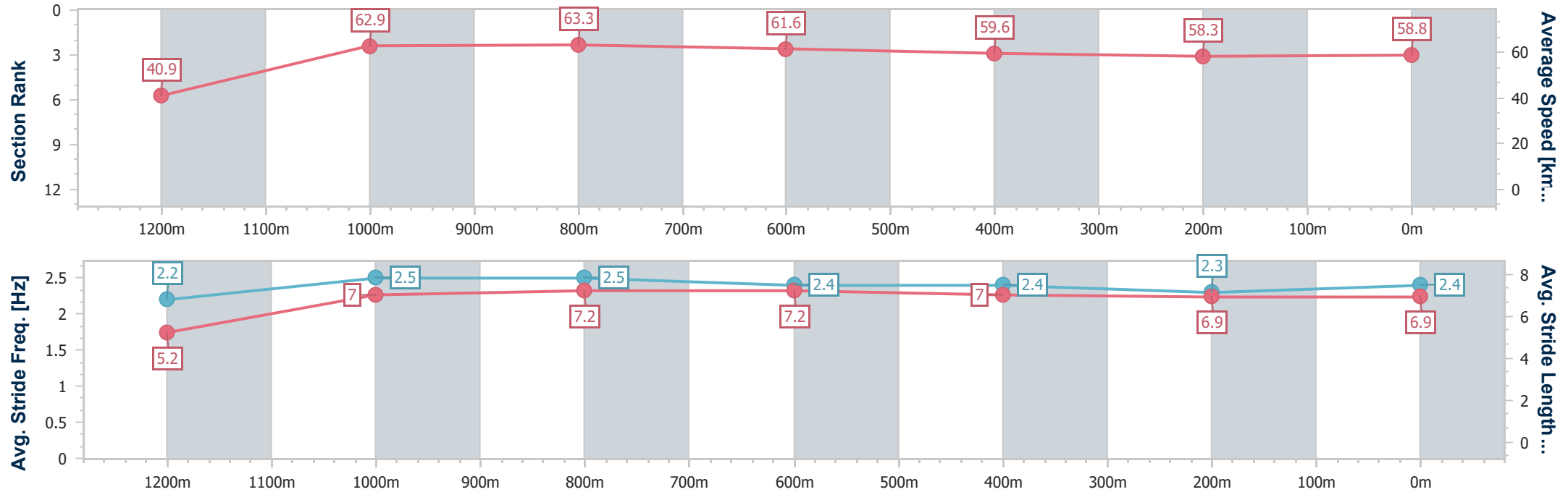
Horse/Jockey Name	Joy Mccoy
Final Rank	4
Fastest Section Time (Section)	0:08.77 (Overall)
Top Speed [km/h] (Section)	64.8 (1000m)
Race State	Finished



Toowoomba QLD Professional  
Race 2: SEDL AGENCIES Class 2 Plate - 1300m  
08 March 2025 - 12:36  
Track Rating: Good 3, Weather: Overcast, Rail Position: +2m 800m-400m; +4m Remainder



Section	Overall	1200m	1000m	800m	600m	400m	200m						
Section Times	1:20.46 [4] (0:08.77)	1:11.69 [8] (0:11.49)	1:00.20 [8] (0:11.52)	0:48.68 [8] (0:11.78)	0:36.90 [7] (0:12.17)	0:24.73 [8] (0:12.47)	0:12.26 [8] (0:12.26)						
Average Speed [km/h]	40.9	62.9	63.3	61.6	59.6	58.3	58.8						
Top Speed [km/h]	58.8	64.3	64.8	62.3	61.4	60.1	60.0						
Avg. Dist. to Rail [m]	7.2	4.0	3.2	2.6	1.6	3.7	7.8						
Avg. Stride Freq. [Hz]	2.2	2.5	2.5	2.4	2.4	2.3	2.4						
Avg. Stride Length [m]	5.2	7.0	7.2	7.2	7.0	6.9	6.9						





Horse/Jockey Name	Stroma Aster
Final Rank	5
Fastest Section Time (Section)	0:08.31 (Overall)
Top Speed [km/h] (Section)	65.7 (1200m)
Race State	Finished

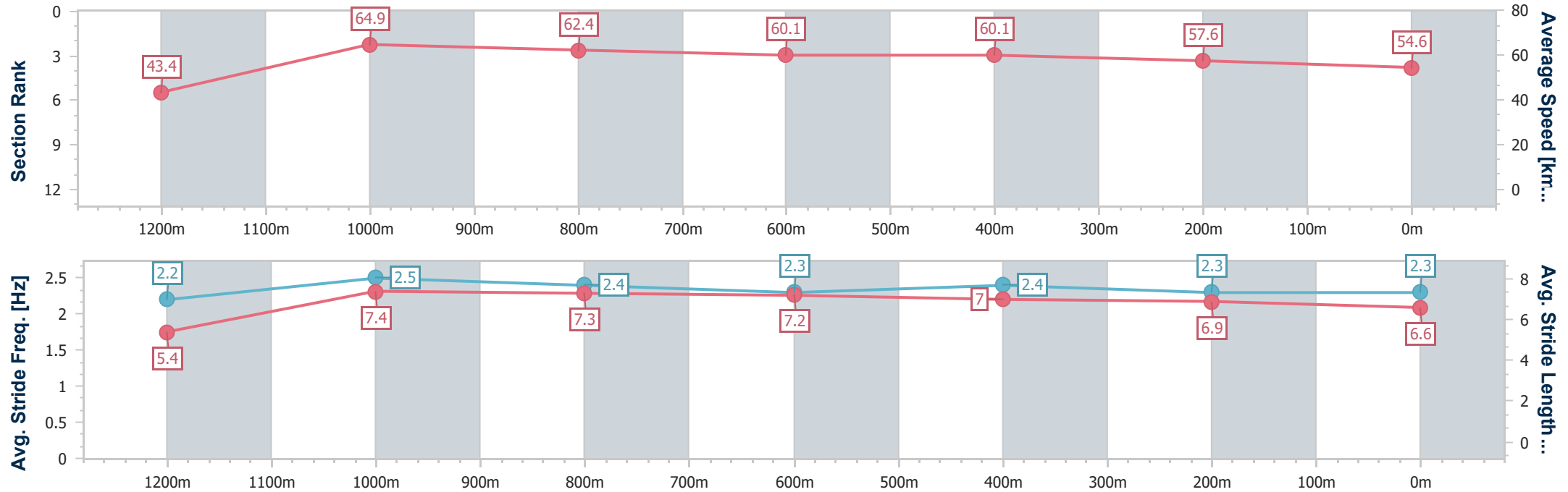


Toowoomba QLD Professional  
Race 2: SEDL AGENCIES Class 2 Plate - 1300m



08 March 2025 - 12:36  
Track Rating: Good 3, Weather: Overcast, Rail Position: +2m 800m-400m; +4m Remainder

Section	Overall	1200m	1000m	800m	600m	400m	200m						
Section Times	1:20.54 [5] (0:08.31)	1:12.23 [3] (0:11.09)	1:01.14 [3] (0:11.55)	0:49.59 [2] (0:12.06)	0:37.53 [2] (0:11.91)	0:25.62 [2] (0:12.50)	0:13.12 [2] (0:13.12)						
Average Speed [km/h]	43.4	64.9	62.4	60.1	60.1	57.6	54.6						
Top Speed [km/h]	63.1	65.7	65.6	61.6	61.3	58.7	56.1						
Avg. Dist. to Rail [m]	4.1	0.7	0.7	1.0	0.9	0.4	0.7						
Avg. Stride Freq. [Hz]	2.2	2.5	2.4	2.3	2.4	2.3	2.3						
Avg. Stride Length [m]	5.4	7.4	7.3	7.2	7.0	6.9	6.6						





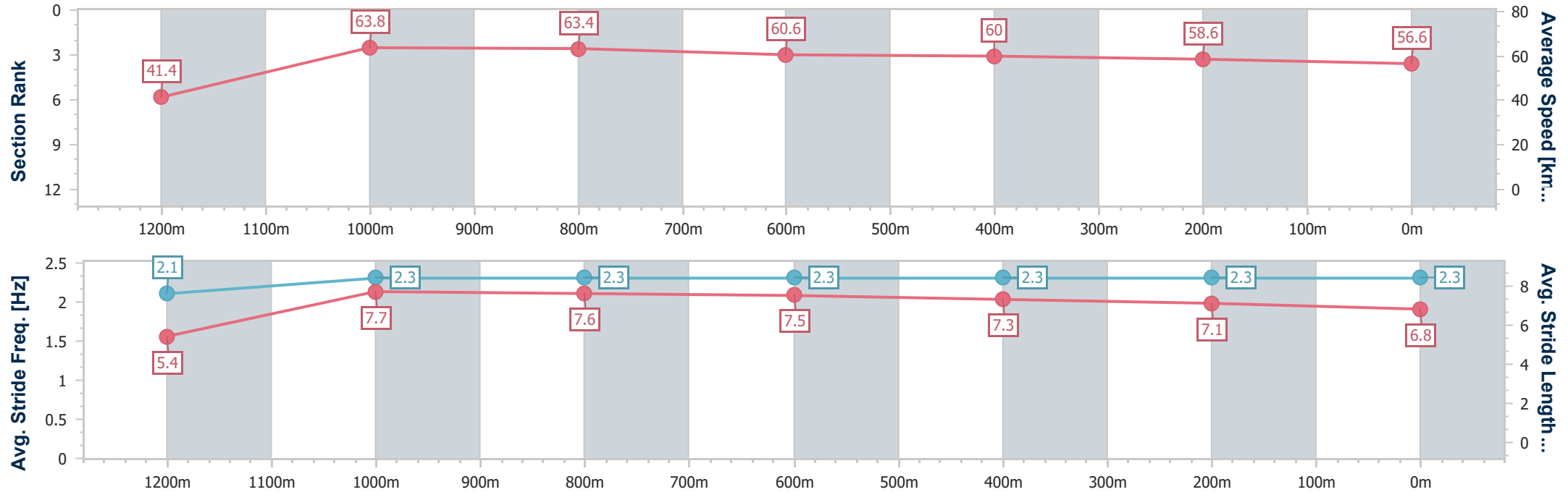
Horse/Jockey Name	Crazy Eyed Fred
Final Rank	6
Fastest Section Time (Section)	0:08.66 (Overall)
Top Speed [km/h] (Section)	67.1 (1000m)
Race State	Finished



Toowoomba QLD Professional  
Race 2: SEDL AGENCIES Class 2 Plate - 1300m  
08 March 2025 - 12:36  
Track Rating: Good 3, Weather: Overcast, Rail Position: +2m 800m-400m; +4m Remainder



Section	Overall	1200m	1000m	800m	600m	400m	200m						
Section Times	1:20.62 [6] (0:08.66)	1:11.96 [7] (0:11.36)	1:00.60 [7] (0:11.46)	0:49.14 [6] (0:12.00)	0:37.14 [6] (0:12.04)	0:25.10 [5] (0:12.41)	0:12.69 [5] (0:12.69)						
Average Speed [km/h]	41.4	63.8	63.4	60.6	60.0	58.6	56.6						
Top Speed [km/h]	61.1	64.6	67.1	62.2	61.8	59.8	58.0						
Avg. Dist. to Rail [m]	8.1	3.7	2.4	2.6	1.4	2.1	3.9						
Avg. Stride Freq. [Hz]	2.1	2.3	2.3	2.3	2.3	2.3	2.3						
Avg. Stride Length [m]	5.4	7.7	7.6	7.5	7.3	7.1	6.8						





Horse/Jockey Name	Blame The Whiskey
Final Rank	7
Fastest Section Time (Section)	0:08.32 (Overall)
Top Speed [km/h] (Section)	65.5 (1200m)
Race State	Finished

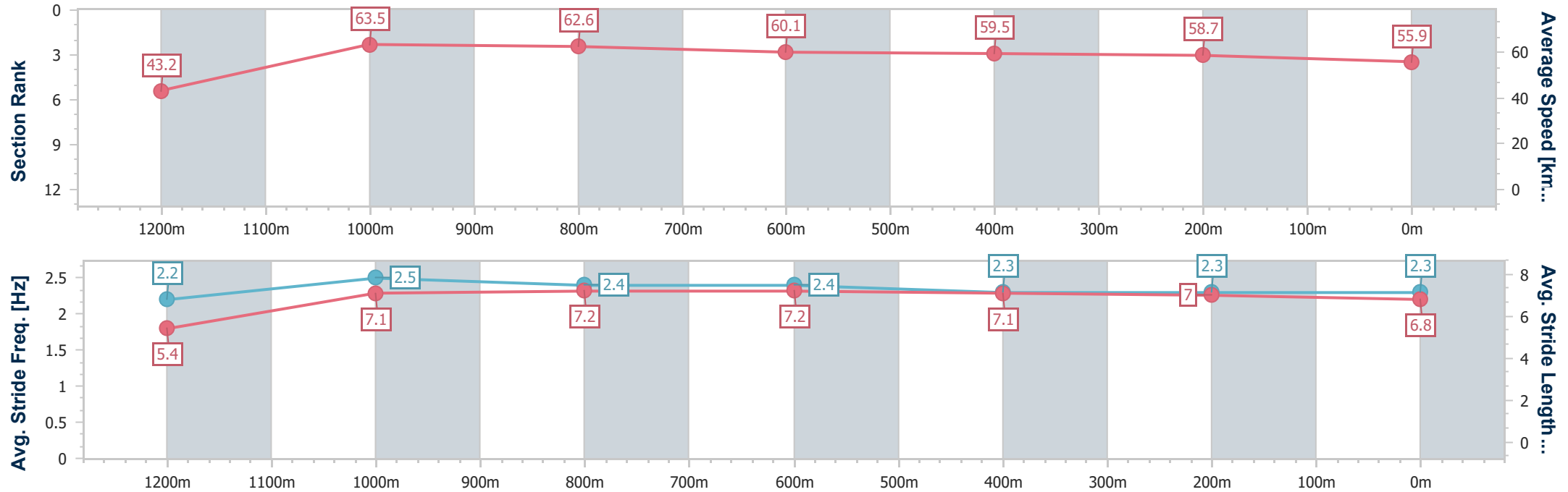


Toowoomba QLD Professional  
Race 2: SEDL AGENCIES Class 2 Plate - 1300m



08 March 2025 - 12:36  
Track Rating: Good 3, Weather: Overcast, Rail Position: +2m 800m-400m; +4m Remainder

Section	Overall	1200m	1000m	800m	600m	400m	200m						
Section Times	1:20.74 [7] (0:08.32)	1:12.42 [4] (0:11.36)	1:01.06 [5] (0:11.58)	0:49.48 [5] (0:12.10)	0:37.38 [5] (0:12.16)	0:25.22 [5] (0:12.35)	0:12.87 [4] (0:12.87)						
Average Speed [km/h]	43.2	63.5	62.6	60.1	59.5	58.7	55.9						
Top Speed [km/h]	61.8	65.5	65.2	61.3	60.9	59.3	57.6						
Avg. Dist. to Rail [m]	5.6	2.4	1.4	2.5	1.5	2.6	4.5						
Avg. Stride Freq. [Hz]	2.2	2.5	2.4	2.4	2.3	2.3	2.3						
Avg. Stride Length [m]	5.4	7.1	7.2	7.2	7.1	7.0	6.8						





Horse/Jockey Name	Alontro
Final Rank	8
Fastest Section Time (Section)	0:08.16 (Overall)
Top Speed [km/h] (Section)	65.8 (1200m)
Race State	Finished

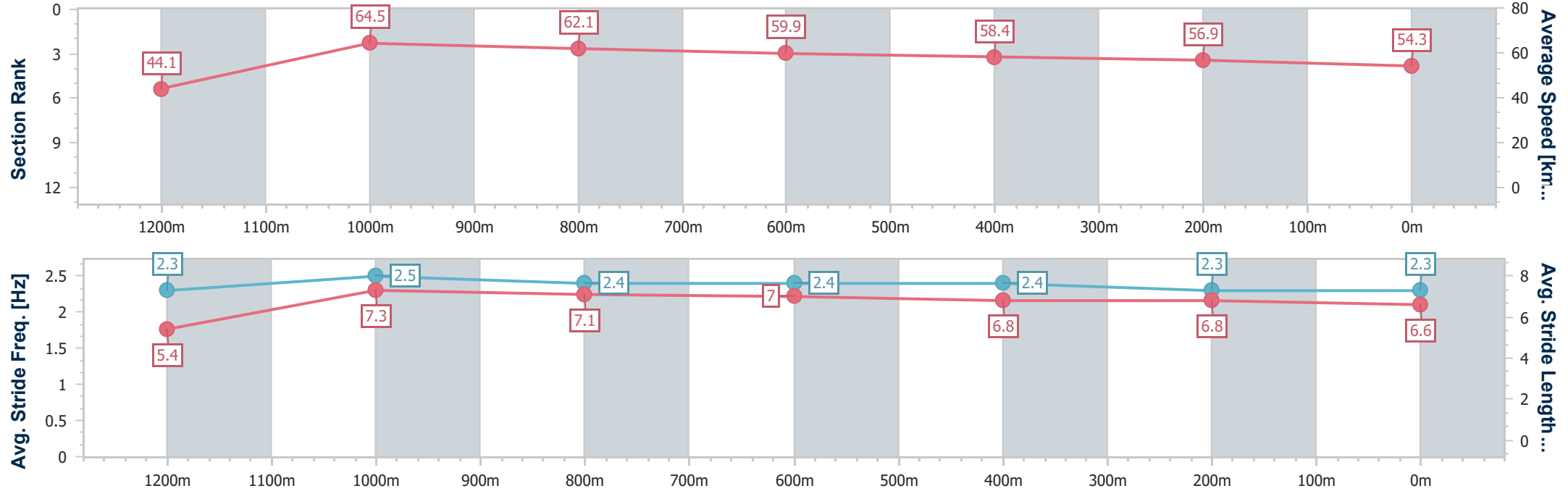


Toowoomba QLD Professional  
Race 2: SEDL AGENCIES Class 2 Plate - 1300m



08 March 2025 - 12:36  
Track Rating: Good 3, Weather: Overcast, Rail Position: +2m 800m-  
400m; +4m Remainder

Section	Overall	1200m	1000m	800m	600m	400m	200m						
Section Times	1:21.18 [8] (0:08.16)	1:13.02 [1] (0:11.18)	1:01.84 [2] (0:11.64)	0:50.20 [3] (0:12.07)	0:38.13 [3] (0:12.23)	0:25.90 [3] (0:12.66)	0:13.24 [6] (0:13.24)						
Average Speed [km/h]	44.1	64.5	62.1	59.9	58.4	56.9	54.3						
Top Speed [km/h]	62.1	65.8	64.5	60.7	60.4	58.2	55.5						
Avg. Dist. to Rail [m]	1.7	0.4	0.9	0.8	0.8	0.7	2.0						
Avg. Stride Freq. [Hz]	2.3	2.5	2.4	2.4	2.4	2.3	2.3						
Avg. Stride Length [m]	5.4	7.3	7.1	7.0	6.8	6.8	6.6						





Horse/Jockey Name	Romantic Thoughts
Final Rank	9
Fastest Section Time (Section)	0:09.02 (Overall)
Top Speed [km/h] (Section)	64.8 (1200m)
Race State	Finished

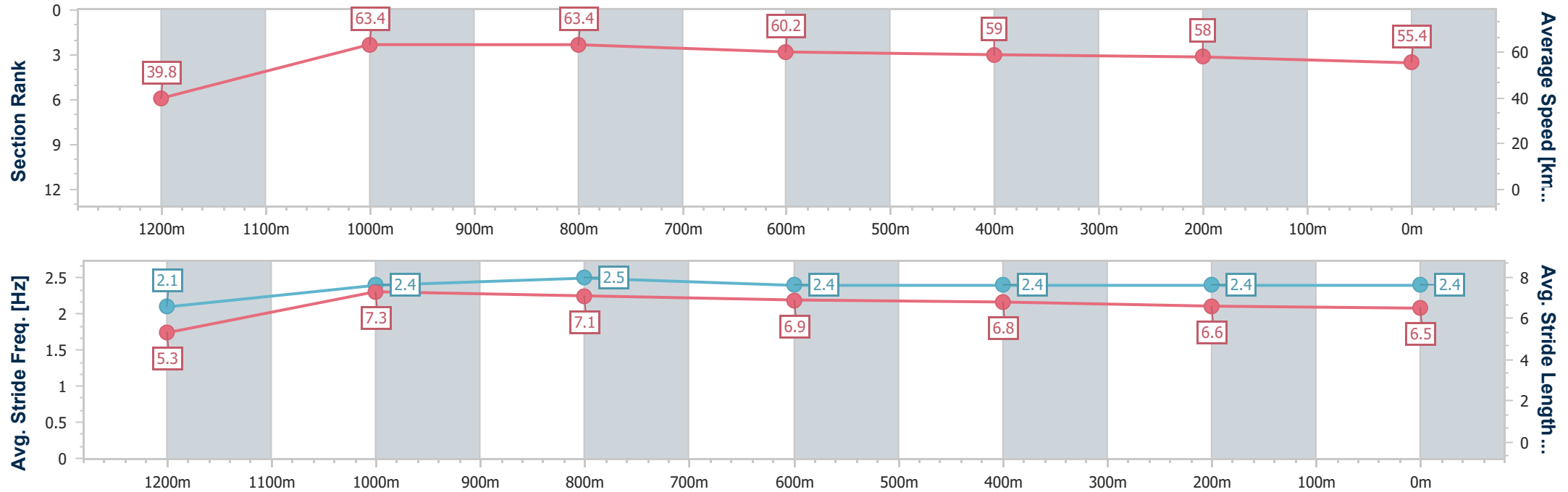


Toowoomba QLD Professional  
Race 2: SEDL AGENCIES Class 2 Plate - 1300m



08 March 2025 - 12:36  
Track Rating: Good 3, Weather: Overcast, Rail Position: +2m 800m-400m; +4m Remainder

Section	Overall	1200m	1000m	800m	600m	400m	200m						
Section Times	1:21.24 [9] (0:09.02)	1:12.22 [9] (0:11.38)	1:00.84 [9] (0:11.43)	0:49.41 [9] (0:11.96)	0:37.45 [9] (0:12.12)	0:25.33 [9] (0:12.35)	0:12.98 [9] (0:12.98)						
Average Speed [km/h]	39.8	63.4	63.4	60.2	59.0	58.0	55.4						
Top Speed [km/h]	57.7	64.8	64.3	62.7	61.2	58.9	57.3						
Avg. Dist. to Rail [m]	9.4	1.9	0.7	1.3	1.6	1.4	2.5						
Avg. Stride Freq. [Hz]	2.1	2.4	2.5	2.4	2.4	2.4	2.4						
Avg. Stride Length [m]	5.3	7.3	7.1	6.9	6.8	6.6	6.5						





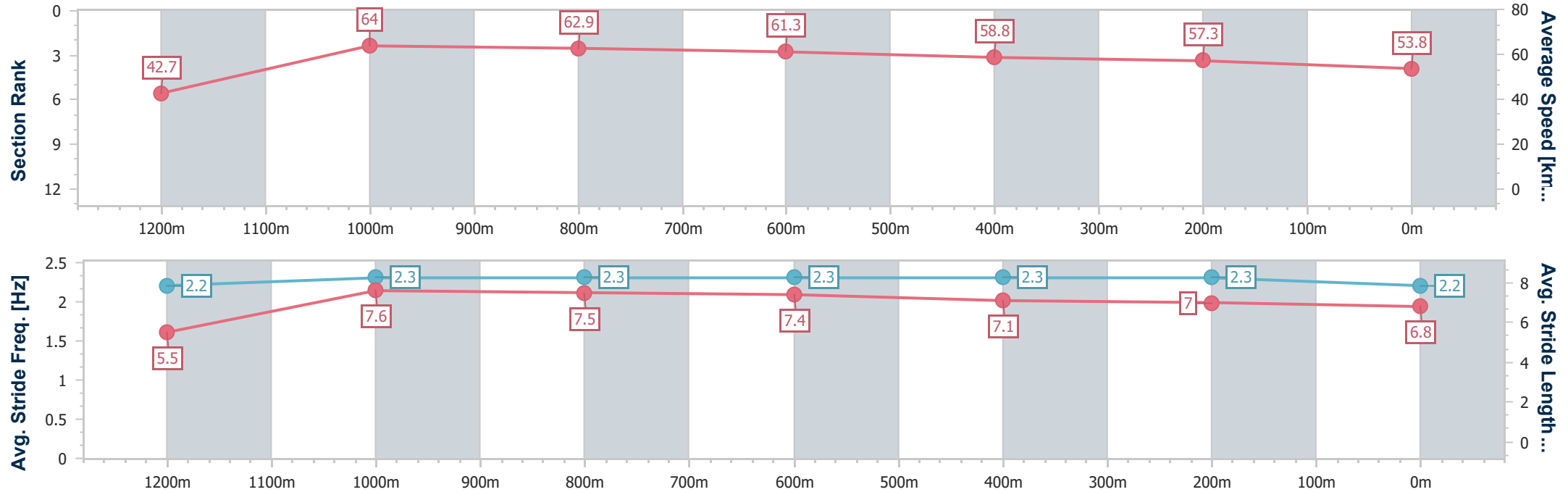
Horse/Jockey Name	Jenni Inda Jungle
Final Rank	10
Fastest Section Time (Section)	0:08.38 (Overall)
Top Speed [km/h] (Section)	65.6 (1200m)
Race State	Finished



Toowoomba QLD Professional  
Race 2: SEDL AGENCIES Class 2 Plate - 1300m  
08 March 2025 - 12:36  
Track Rating: Good 3, Weather: Overcast, Rail Position: +2m 800m-400m; +4m Remainder



Section	Overall	1200m	1000m	800m	600m	400m	200m						
Section Times	1:21.35 [10] (0:08.38)	1:12.97 [5] (0:11.28)	1:01.69 [4] (0:11.56)	0:50.13 [4] (0:11.84)	0:38.29 [4] (0:12.30)	0:25.99 [4] (0:12.64)	0:13.35 [7] (0:13.35)						
Average Speed [km/h]	42.7	64.0	62.9	61.3	58.8	57.3	53.8						
Top Speed [km/h]	60.9	65.6	64.3	62.9	60.8	58.2	56.9						
Avg. Dist. to Rail [m]	8.3	4.4	2.2	1.7	1.1	2.7	5.0						
Avg. Stride Freq. [Hz]	2.2	2.3	2.3	2.3	2.3	2.3	2.2						
Avg. Stride Length [m]	5.5	7.6	7.5	7.4	7.1	7.0	6.8						







Horse/Jockey Name	Rubaahy
Final Rank	2
Fastest Section Time (Section)	--:--
Top Speed [km/h] (Section)	--.
Race State	DidNotTrack



Toowoomba QLD Professional  
Race 2: SEDL AGENCIES Class 2 Plate - 1300m



08 March 2025 - 12:36  
Track Rating: Good 3, Weather: Overcast, Rail Position: +2m 800m-400m; +4m Remainder

Section	Overall	1200m	1000m	800m	600m	400m	200m						
Section Times	--:--	--:--	--:--	--:--	--:--	--:--	--:--						
Average Speed [km/h]	--.	--.	--.	--.	--.	--.	--.						
Top Speed [km/h]	--.	--.	--.	--.	--.	--.	--.						
Avg. Dist. to Rail [m]	-.	-.	-.	-.	-.	-.	-.						
Avg. Stride Freq. [Hz]	--.	--.	--.	--.	--.	--.	--.						
Avg. Stride Length [m]	--.	--.	--.	--.	--.	--.	--.						

- [ ] Ranking at each section and finish
- :-- No data available at this section
- NA No data available



Toowoomba QLD Professional  
Race 3: HAPPY 100TH BIRTHDAY VINCE NUGENT BENCHMARK 58  
Handicap - 2150m  
08 March 2025 - 13:10



Track Rating: Good 4, Weather: Overcast, Rail Position: +2m 800m-400m; +4m Remainder

Section						Overall	2000m	1800m	1600m	1400m	1200m	1000m	Last 600m	
Field Times						2:14.64 (0:11.54)	2:03.10 (0:11.36)	1:51.74 (0:11.70)	1:40.04 (0:12.33)	1:27.71 (0:12.42)	1:15.29 (0:12.44)	1:02.85 (0:12.46)	0:37.83	
Rank	TAB	Horse/Jockey	Barrier	Top Speed [km/h]	Fastest Section									Distance Travelled [m]
1	8	FLASH PRINCE	5	62.5	0:11.70	2:14.64 [1]	2:02.63 [3]	1:50.79 [5]	1:38.92 [6]	1:27.22 [5]	1:14.72 [5]	1:01.91 [6]	0:37.44	
		Olivia Kendal		1600m	1600m	(0:12.01)	(0:11.84)	(0:11.87)	(0:11.70)	(0:12.50)	(0:12.81)	(0:12.43)		
2	6	FORUM ONE	7	62.4	0:11.78	2:15.25 [2]	2:02.74 [8]	1:50.96 [8]	1:39.02 [9]	1:27.23 [9]	1:14.89 [9]	1:02.19 [9]	0:37.76	+3
		Nozi Tomizawa		1600m	2000m	(0:12.51)	(0:11.78)	(0:11.94)	(0:11.79)	(0:12.34)	(0:12.70)	(0:12.40)		
3	10	CHERRY LIPS	4	65.7	0:11.36	2:15.87 [3]	2:04.33 [1]	1:52.97 [1]	1:41.27 [1]	1:28.94 [1]	1:16.52 [1]	1:04.08 [1]	0:39.06	-12
		Madeleine Wishart		2000m	2000m	(0:11.54)	(0:11.36)	(0:11.70)	(0:12.33)	(0:12.42)	(0:12.44)	(0:12.46)		
4	4	SMOKIN MATCH	8	64.5	0:11.41	2:16.01 [4]	2:03.96 [4]	1:52.55 [3]	1:40.75 [3]	1:28.96 [2]	1:16.45 [2]	1:03.83 [2]	0:38.98	-7
		Kelsey Lenton		2000m	2000m	(0:12.05)	(0:11.41)	(0:11.80)	(0:11.79)	(0:12.51)	(0:12.62)	(0:12.51)		
5	1	LUCKY EXCHANGE	1	61.9	0:11.74	2:16.40 [5]	2:03.87 [9]	1:51.94 [9]	1:40.20 [8]	1:28.43 [8]	1:16.07 [8]	1:03.36 [8]	0:38.34	-6
		Cobi Vitler		1600m	1800m	(0:12.53)	(0:11.93)	(0:11.74)	(0:11.77)	(0:12.36)	(0:12.71)	(0:12.48)		
6	3	GOOGAZ	2	63.1	0:11.58	2:16.42 [6]	2:04.67 [2]	1:53.09 [2]	1:41.28 [2]	1:29.24 [3]	1:16.74 [3]	1:04.01 [3]	0:39.15	-16
		Liv O'Donnell		2000m	2000m	(0:11.75)	(0:11.58)	(0:11.81)	(0:12.04)	(0:12.50)	(0:12.73)	(0:12.45)		
7	5	BRAVE BOY	6	62.8	0:11.62	2:16.51 [7]	2:04.21 [7]	1:52.59 [6]	1:40.79 [5]	1:28.95 [6]	1:16.56 [6]	1:03.79 [5]	0:38.97	-14
		Georgina Cartwright		2000m	2000m	(0:12.30)	(0:11.62)	(0:11.80)	(0:11.84)	(0:12.39)	(0:12.77)	(0:12.43)		
8	7	BILPA MOREA	3	65.9	0:11.33	2:16.66 [8]	2:04.40 [5]	1:53.07 [4]	1:41.25 [4]	1:29.38 [4]	1:16.89 [4]	1:04.16 [4]	0:39.49	-5
		Hannah Richardson		2000m	2000m	(0:12.26)	(0:11.33)	(0:11.82)	(0:11.87)	(0:12.49)	(0:12.73)	(0:12.30)		
9	12	LUNA DIVA	9	62.6	0:11.71	2:17.05 [9]	2:04.76 [6]	1:53.05 [7]	1:41.18 [7]	1:29.35 [7]	1:17.03 [7]	1:04.27 [7]	0:39.22	+2
		Kenji Yoshida		2000m	2000m	(0:12.29)	(0:11.71)	(0:11.87)	(0:11.83)	(0:12.32)	(0:12.76)	(0:12.43)		

Scratched: The Claimant (#2), Spanish Fighter (#11), Saint Martin (#9)



Toowoomba QLD Professional  
Race 3: HAPPY 100TH BIRTHDAY VINCE NUGENT BENCHMARK 58  
Handicap - 2150m  
08 March 2025 - 13:10



Track Rating: Good 4, Weather: Overcast, Rail Position: +2m 800m-400m; +4m Remainder

Section				800m		600m		400m		200m		Last 600m	
Field Times				0:50.39 (0:12.56)		0:37.83 (0:12.68)		0:25.15 (0:12.46)		0:12.69 (0:12.69)		0:37.83	
Rank	TAB	Horse/Jockey	Barrier	Top Speed [km/h]	Fastest Section	Margin						Distance Travelled [m]	
1	8	FLASH PRINCE	5	62.5	0:11.70	0:49.48 [6]	0:37.44 [4]	0:25.11 [3]	0:12.69 [1]	2:14.64	0:37.44		
		Olivia Kendal		1600m	1600m	(0:12.04)	(0:12.33)	(0:12.42)	(0:12.69)				
2	6	FORUM ONE	7	62.4	0:11.78	0:49.79 [8]	0:37.76 [6]	0:25.26 [6]	0:12.58 [4]	3.5L	0:37.76 +3		
		Nozi Tomizawa		1600m	2000m	(0:12.03)	(0:12.50)	(0:12.68)	(0:12.58)				
3	10	CHERRY LIPS	4	65.7	0:11.36	0:51.62 [1]	0:39.06 [1]	0:26.37 [2]	0:13.30 [2]	7L	0:39.06 -12		
		Madeleine Wishart		2000m	2000m	(0:12.56)	(0:12.69)	(0:13.07)	(0:13.30)				
4	4	SMOKIN MATCH	8	64.5	0:11.41	0:51.32 [2]	0:38.98 [2]	0:26.52 [1]	0:13.44 [3]	7.8L	0:38.98 -7		
		Kelsey Lenton		2000m	2000m	(0:12.34)	(0:12.46)	(0:13.08)	(0:13.44)				
5	1	LUCKY EXCHANGE	1	61.9	0:11.74	0:50.88 [9]	0:38.34 [9]	0:25.85 [8]	0:12.97 [8]	10.1L	0:38.34 -6		
		Cobi Vitler		1600m	1800m	(0:12.54)	(0:12.49)	(0:12.88)	(0:12.97)				
6	3	GOOGAZ	2	63.1	0:11.58	0:51.56 [4]	0:39.15 [5]	0:26.50 [5]	0:13.34 [7]	10.2L	0:39.15 -16		
		Liv O'Donnell		2000m	2000m	(0:12.41)	(0:12.65)	(0:13.16)	(0:13.34)				
7	5	BRAVE BOY	6	62.8	0:11.62	0:51.36 [5]	0:38.97 [7]	0:26.43 [7]	0:13.43 [6]	10.7L	0:38.97 -14		
		Georgina Cartwright		2000m	2000m	(0:12.39)	(0:12.54)	(0:13.00)	(0:13.43)				
8	7	BILPA MOREA	3	65.9	0:11.33	0:51.86 [3]	0:39.49 [3]	0:26.91 [4]	0:13.87 [5]	11.5L	0:39.49 -5		
		Hannah Richardson		2000m	2000m	(0:12.37)	(0:12.58)	(0:13.04)	(0:13.87)				
9	12	LUNA DIVA	9	62.6	0:11.71	0:51.84 [7]	0:39.22 [8]	0:26.47 [9]	0:13.50 [9]	13.8L	0:39.22 +2		
		Kenji Yoshida		2000m	2000m	(0:12.62)	(0:12.75)	(0:12.97)	(0:13.50)				

Scratched: The Claimant (#2), Spanish Fighter (#11), Saint Martin (#9)



Horse/Jockey Name	Flash Prince
Final Rank	1
Fastest Section Time (Section)	0:11.70 (1600m)
Top Speed [km/h] (Section)	62.5 (1600m)
Race State	Finished

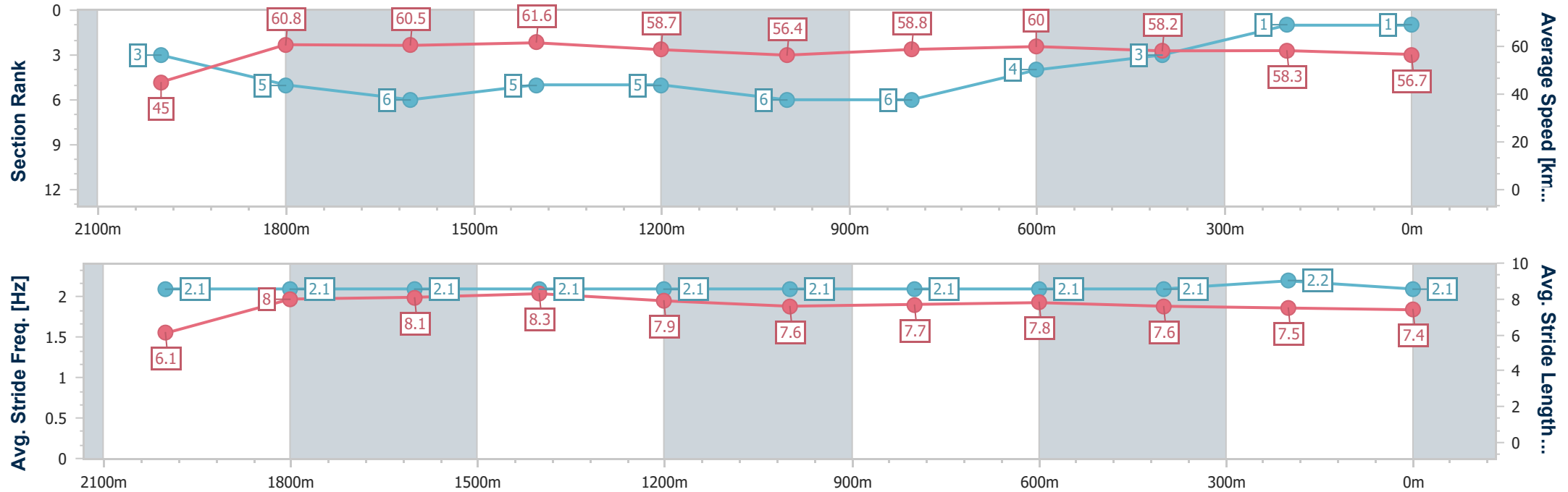


Toowoomba QLD Professional  
Race 3: HAPPY 100TH BIRTHDAY VINCE NUGENT  
BENCHMARK 58 Handicap - 2150m



08 March 2025 - 13:10  
Track Rating: Good 4, Weather: Overcast, Rail Position: +2m 800m-400m; +4m Remainder

Section	Overall	2000m	1800m	1600m	1400m	1200m	1000m	800m	600m	400m	200m		
Section Times	2:14.64 [1] (0:12.01)	2:02.63 [3] (0:11.84)	1:50.79 [5] (0:11.87)	1:38.92 [6] (0:11.70)	1:27.22 [5] (0:12.50)	1:14.72 [5] (0:12.81)	1:01.91 [6] (0:12.43)	0:49.48 [6] (0:12.04)	0:37.44 [4] (0:12.33)	0:25.11 [3] (0:12.42)	0:12.69 [1] (0:12.69)		
Average Speed [km/h]	45.0	60.8	60.5	61.6	58.7	56.4	58.8	60.0	58.2	58.3	56.7		
Top Speed [km/h]	59.7	61.8	61.3	62.5	61.6	57.4	60.6	60.7	60.1	59.0	58.2		
Avg. Dist. to Rail [m]	4.3	0.5	0.5	0.9	3.4	3.8	3.4	1.4	0.4	0.8	2.7		
Avg. Stride Freq. [Hz]	2.1	2.1	2.1	2.1	2.1	2.1	2.1	2.1	2.1	2.2	2.1		
Avg. Stride Length [m]	6.1	8.0	8.1	8.3	7.9	7.6	7.7	7.8	7.6	7.5	7.4		



[ ] Ranking at each section and finish  
- - - - - No data available at this section  
NA No data available



Horse/Jockey Name	Forum One
Final Rank	2
Fastest Section Time (Section)	0:11.78 (2000m)
Top Speed [km/h] (Section)	62.4 (1600m)
Race State	Finished



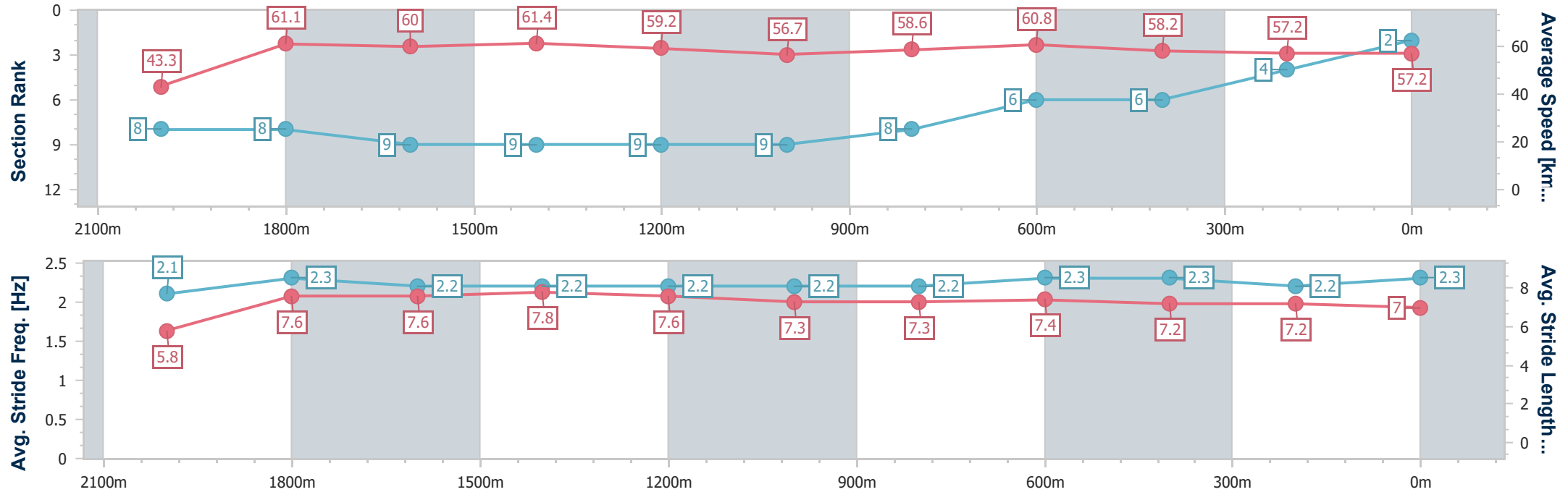
Toowoomba QLD Professional  
Race 3: HAPPY 100TH BIRTHDAY VINCE NUGENT  
BENCHMARK 58 Handicap - 2150m



08 March 2025 - 13:10

Track Rating: Good 4, Weather: Overcast, Rail Position: +2m 800m-400m; +4m Remainder

Section	Overall	2000m	1800m	1600m	1400m	1200m	1000m	800m	600m	400m	200m		
Section Times	2:15.25 [2] (0:12.51)	2:02.74 [8] (0:11.78)	1:50.96 [8] (0:11.94)	1:39.02 [9] (0:11.79)	1:27.23 [9] (0:12.34)	1:14.89 [9] (0:12.70)	1:02.19 [9] (0:12.40)	0:49.79 [8] (0:12.03)	0:37.76 [6] (0:12.50)	0:25.26 [6] (0:12.68)	0:12.58 [4] (0:12.58)		
Average Speed [km/h]	43.3	61.1	60.0	61.4	59.2	56.7	58.6	60.8	58.2	57.2	57.2		
Top Speed [km/h]	61.9	62.2	60.9	62.4	60.9	58.1	59.8	61.3	60.2	57.7	58.0		
Avg. Dist. to Rail [m]	4.4	0.9	1.0	1.7	2.3	3.1	2.5	3.8	2.9	1.6	3.4		
Avg. Stride Freq. [Hz]	2.1	2.3	2.2	2.2	2.2	2.2	2.2	2.3	2.3	2.2	2.3		
Avg. Stride Length [m]	5.8	7.6	7.6	7.8	7.6	7.3	7.3	7.4	7.2	7.2	7.0		



[ ] Ranking at each section and finish  
- - - - No data available at this section  
NA No data available



Horse/Jockey Name	Cherry Lips
Final Rank	3
Fastest Section Time (Section)	0:11.36 (2000m)
Top Speed [km/h] (Section)	65.7 (2000m)
Race State	Finished



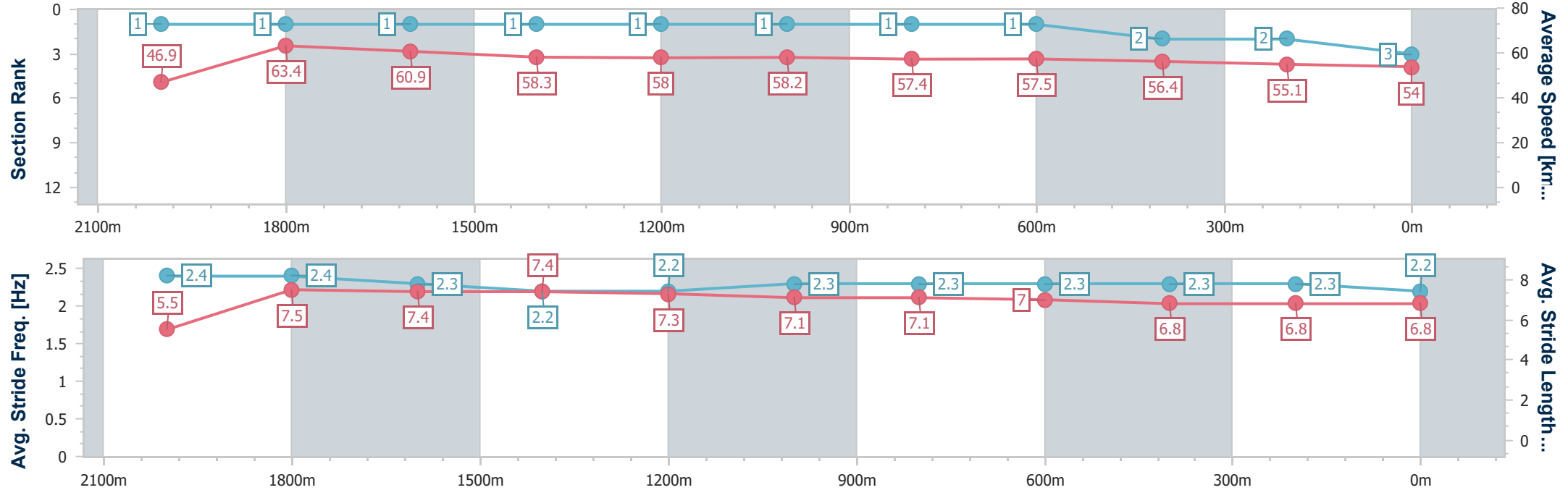
Toowoomba QLD Professional  
Race 3: HAPPY 100TH BIRTHDAY VINCE NUGENT  
BENCHMARK 58 Handicap - 2150m



08 March 2025 - 13:10

Track Rating: Good 4, Weather: Overcast, Rail Position: +2m 800m-400m; +4m Remainder

Section	Overall	2000m	1800m	1600m	1400m	1200m	1000m	800m	600m	400m	200m		
Section Times	2:15.87 [3] (0:11.54)	2:04.33 [1] (0:11.36)	1:52.97 [1] (0:11.70)	1:41.27 [1] (0:12.33)	1:28.94 [1] (0:12.42)	1:16.52 [1] (0:12.44)	1:04.08 [1] (0:12.46)	0:51.62 [1] (0:12.56)	0:39.06 [1] (0:12.69)	0:26.37 [2] (0:13.07)	0:13.30 [2] (0:13.30)		
Average Speed [km/h]	46.9	63.4	60.9	58.3	58.0	58.2	57.4	57.5	56.4	55.1	54.0		
Top Speed [km/h]	65.0	65.7	61.9	60.6	59.5	59.2	59.1	58.4	57.8	55.8	55.1		
Avg. Dist. to Rail [m]	2.5	2.2	1.6	0.6	0.4	0.6	0.9	0.6	1.0	0.5	0.9		
Avg. Stride Freq. [Hz]	2.4	2.4	2.3	2.2	2.2	2.3	2.3	2.3	2.3	2.3	2.2		
Avg. Stride Length [m]	5.5	7.5	7.4	7.4	7.3	7.1	7.1	7.0	6.8	6.8	6.8		





Horse/Jockey Name	Smokin Match
Final Rank	4
Fastest Section Time (Section)	0:11.41 (2000m)
Top Speed [km/h] (Section)	64.5 (2000m)
Race State	Finished

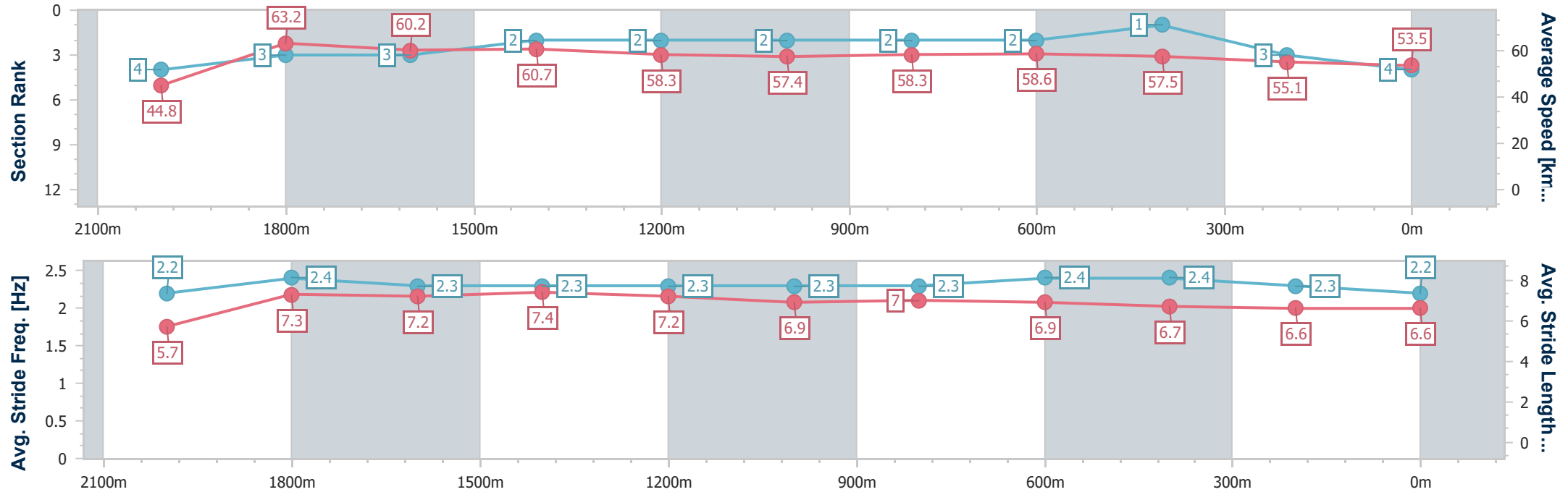


Toowoomba QLD Professional  
Race 3: HAPPY 100TH BIRTHDAY VINCE NUGENT  
BENCHMARK 58 Handicap - 2150m



08 March 2025 - 13:10  
Track Rating: Good 4, Weather: Overcast, Rail Position: +2m 800m-400m; +4m Remainder

Section	Overall	2000m	1800m	1600m	1400m	1200m	1000m	800m	600m	400m	200m		
Section Times	2:16.01 [4] (0:12.05)	2:03.96 [4] (0:11.41)	1:52.55 [3] (0:11.80)	1:40.75 [3] (0:11.79)	1:28.96 [2] (0:12.51)	1:16.45 [2] (0:12.62)	1:03.83 [2] (0:12.51)	0:51.32 [2] (0:12.34)	0:38.98 [2] (0:12.46)	0:26.52 [1] (0:13.08)	0:13.44 [3] (0:13.44)		
Average Speed [km/h]	44.8	63.2	60.2	60.7	58.3	57.4	58.3	58.6	57.5	55.1	53.5		
Top Speed [km/h]	64.3	64.5	61.6	61.9	59.4	58.1	59.3	60.3	58.6	56.9	54.2		
Avg. Dist. to Rail [m]	4.6	2.1	2.7	1.1	2.5	4.2	2.9	1.8	1.2	0.4	0.4		
Avg. Stride Freq. [Hz]	2.2	2.4	2.3	2.3	2.3	2.3	2.3	2.4	2.4	2.3	2.2		
Avg. Stride Length [m]	5.7	7.3	7.2	7.4	7.2	6.9	7.0	6.9	6.7	6.6	6.6		



[ ] Ranking at each section and finish  
- - - - No data available at this section  
NA No data available



Horse/Jockey Name	Lucky Exchange
Final Rank	5
Fastest Section Time (Section)	0:11.74 (1800m)
Top Speed [km/h] (Section)	61.9 (1600m)
Race State	Finished

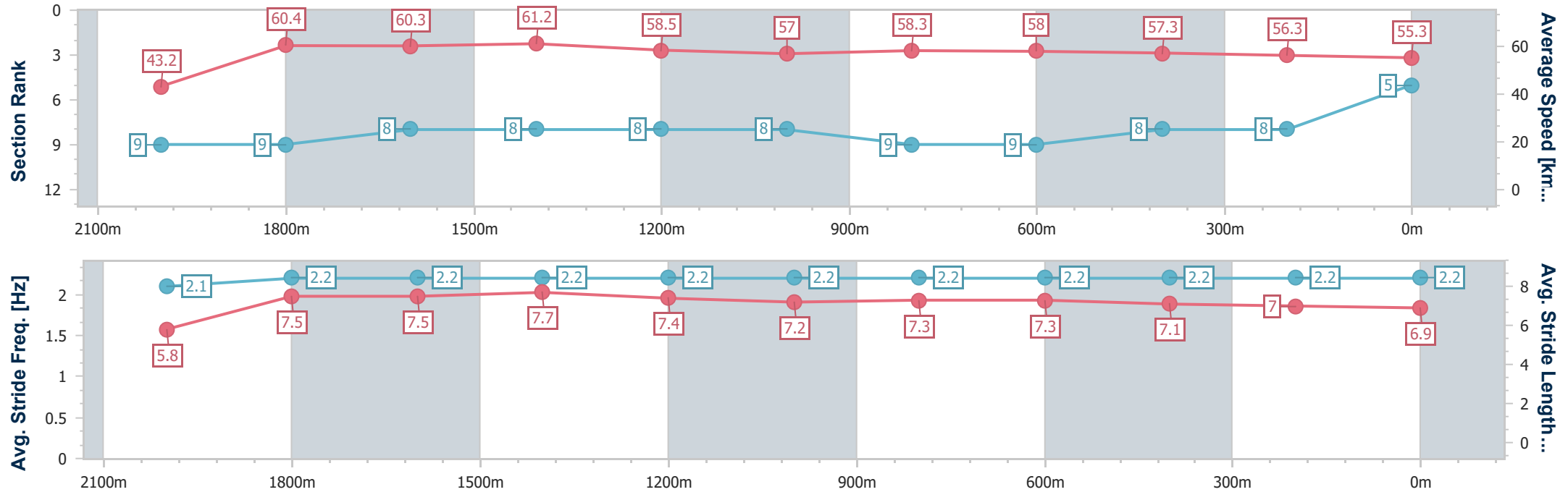


Toowoomba QLD Professional  
Race 3: HAPPY 100TH BIRTHDAY VINCE NUGENT  
BENCHMARK 58 Handicap - 2150m



08 March 2025 - 13:10  
Track Rating: Good 4, Weather: Overcast, Rail Position: +2m 800m-400m; +4m Remainder

Section	Overall	2000m	1800m	1600m	1400m	1200m	1000m	800m	600m	400m	200m		
Section Times	2:16.40 [5] (0:12.53)	2:03.87 [9] (0:11.93)	1:51.94 [9] (0:11.74)	1:40.20 [8] (0:11.77)	1:28.43 [8] (0:12.36)	1:16.07 [8] (0:12.71)	1:03.36 [8] (0:12.48)	0:50.88 [9] (0:12.54)	0:38.34 [9] (0:12.49)	0:25.85 [8] (0:12.88)	0:12.97 [8] (0:12.97)		
Average Speed [km/h]	43.2	60.4	60.3	61.2	58.5	57.0	58.3	58.0	57.3	56.3	55.3		
Top Speed [km/h]	60.1	61.1	61.4	61.9	61.2	57.6	60.0	59.9	58.2	56.7	56.5		
Avg. Dist. to Rail [m]	1.8	2.8	3.0	0.6	1.6	3.5	3.0	1.8	1.0	2.3	5.2		
Avg. Stride Freq. [Hz]	2.1	2.2	2.2	2.2	2.2	2.2	2.2	2.2	2.2	2.2	2.2		
Avg. Stride Length [m]	5.8	7.5	7.5	7.7	7.4	7.2	7.3	7.3	7.1	7.0	6.9		



[ ] Ranking at each section and finish  
- - - - No data available at this section  
NA No data available





Horse/Jockey Name	Googaz
Final Rank	6
Fastest Section Time (Section)	0:11.58 (2000m)
Top Speed [km/h] (Section)	63.1 (2000m)
Race State	Finished



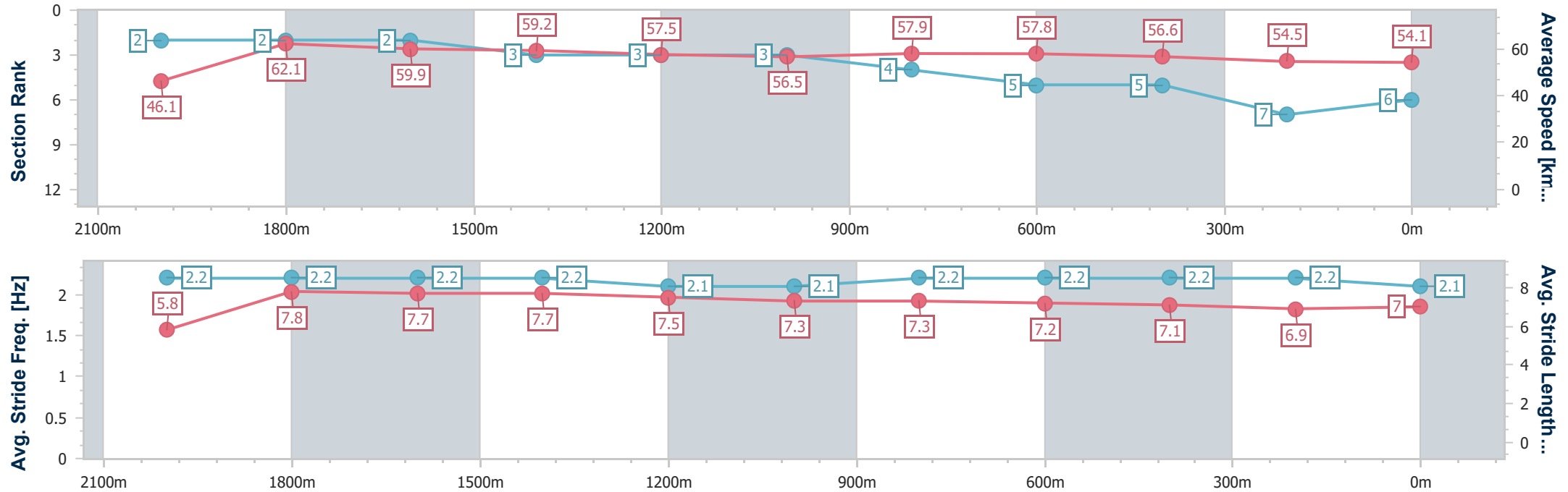
Toowoomba QLD Professional  
Race 3: HAPPY 100TH BIRTHDAY VINCE NUGENT  
BENCHMARK 58 Handicap - 2150m



08 March 2025 - 13:10

Track Rating: Good 4, Weather: Overcast, Rail Position: +2m 800m-400m; +4m Remainder

Section	Overall	2000m	1800m	1600m	1400m	1200m	1000m	800m	600m	400m	200m		
Section Times	2:16.42 [6] (0:11.75)	2:04.67 [2] (0:11.58)	1:53.09 [2] (0:11.81)	1:41.28 [2] (0:12.04)	1:29.24 [3] (0:12.50)	1:16.74 [3] (0:12.73)	1:04.01 [3] (0:12.45)	0:51.56 [4] (0:12.41)	0:39.15 [5] (0:12.65)	0:26.50 [5] (0:13.16)	0:13.34 [7] (0:13.34)		
Average Speed [km/h]	46.1	62.1	59.9	59.2	57.5	56.5	57.9	57.8	56.6	54.5	54.1		
Top Speed [km/h]	63.0	63.1	60.4	60.0	60.0	57.4	58.9	58.8	58.9	55.4	55.6		
Avg. Dist. to Rail [m]	2.2	2.2	3.3	2.1	0.6	0.7	0.4	0.7	1.1	0.5	0.3		
Avg. Stride Freq. [Hz]	2.2	2.2	2.2	2.2	2.1	2.1	2.2	2.2	2.2	2.2	2.1		
Avg. Stride Length [m]	5.8	7.8	7.7	7.7	7.5	7.3	7.3	7.2	7.1	6.9	7.0		



- [ ] Ranking at each section and finish
- .-.- No data available at this section
- NA No data available



Horse/Jockey Name	Brave Boy
Final Rank	7
Fastest Section Time (Section)	0:11.62 (2000m)
Top Speed [km/h] (Section)	62.8 (2000m)
Race State	Finished



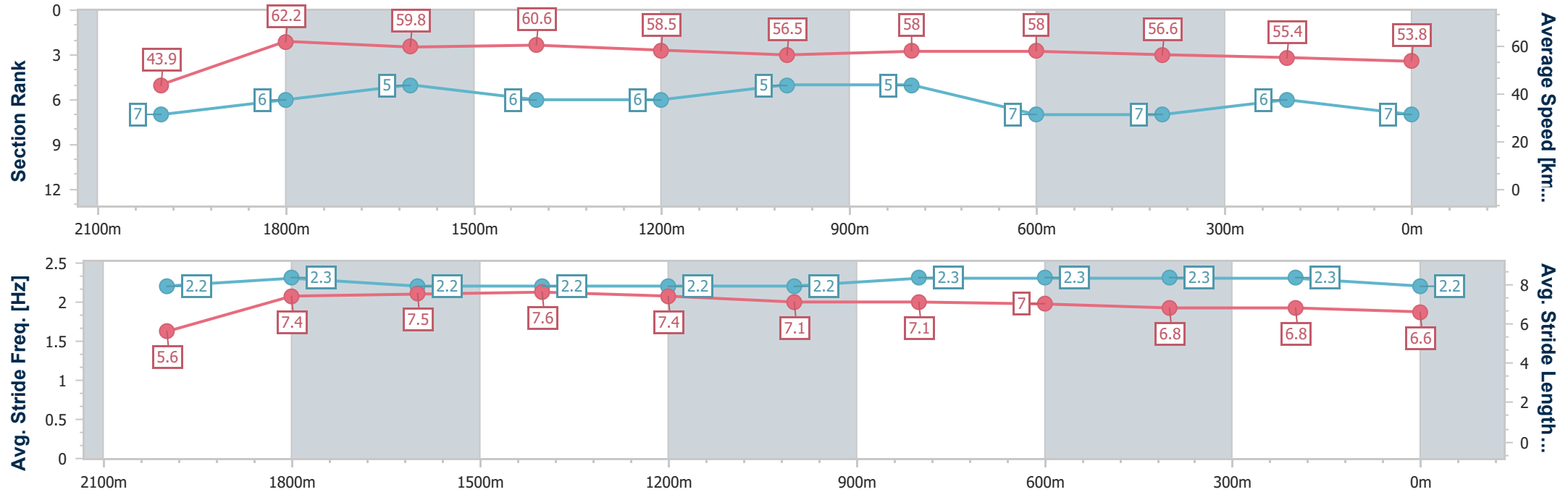
Toowoomba QLD Professional  
Race 3: HAPPY 100TH BIRTHDAY VINCE NUGENT  
BENCHMARK 58 Handicap - 2150m



08 March 2025 - 13:10

Track Rating: Good 4, Weather: Overcast, Rail Position: +2m 800m-400m; +4m Remainder

Section	Overall	2000m	1800m	1600m	1400m	1200m	1000m	800m	600m	400m	200m		
Section Times	2:16.51 [7] (0:12.30)	2:04.21 [7] (0:11.62)	1:52.59 [6] (0:11.80)	1:40.79 [5] (0:11.84)	1:28.95 [6] (0:12.39)	1:16.56 [6] (0:12.77)	1:03.79 [5] (0:12.43)	0:51.36 [5] (0:12.39)	0:38.97 [7] (0:12.54)	0:26.43 [7] (0:13.00)	0:13.43 [6] (0:13.43)		
Average Speed [km/h]	43.9	62.2	59.8	60.6	58.5	56.5	58.0	58.0	56.6	55.4	53.8		
Top Speed [km/h]	60.4	62.8	61.5	61.1	60.4	57.5	59.1	58.9	58.7	56.5	55.4		
Avg. Dist. to Rail [m]	3.5	2.7	3.1	0.9	1.1	2.2	1.3	1.3	2.2	1.0	2.8		
Avg. Stride Freq. [Hz]	2.2	2.3	2.2	2.2	2.2	2.2	2.3	2.3	2.3	2.3	2.2		
Avg. Stride Length [m]	5.6	7.4	7.5	7.6	7.4	7.1	7.1	7.0	6.8	6.8	6.6		





Horse/Jockey Name	Bilpa Morea
Final Rank	8
Fastest Section Time (Section)	0:11.33 (2000m)
Top Speed [km/h] (Section)	65.9 (2000m)
Race State	Finished



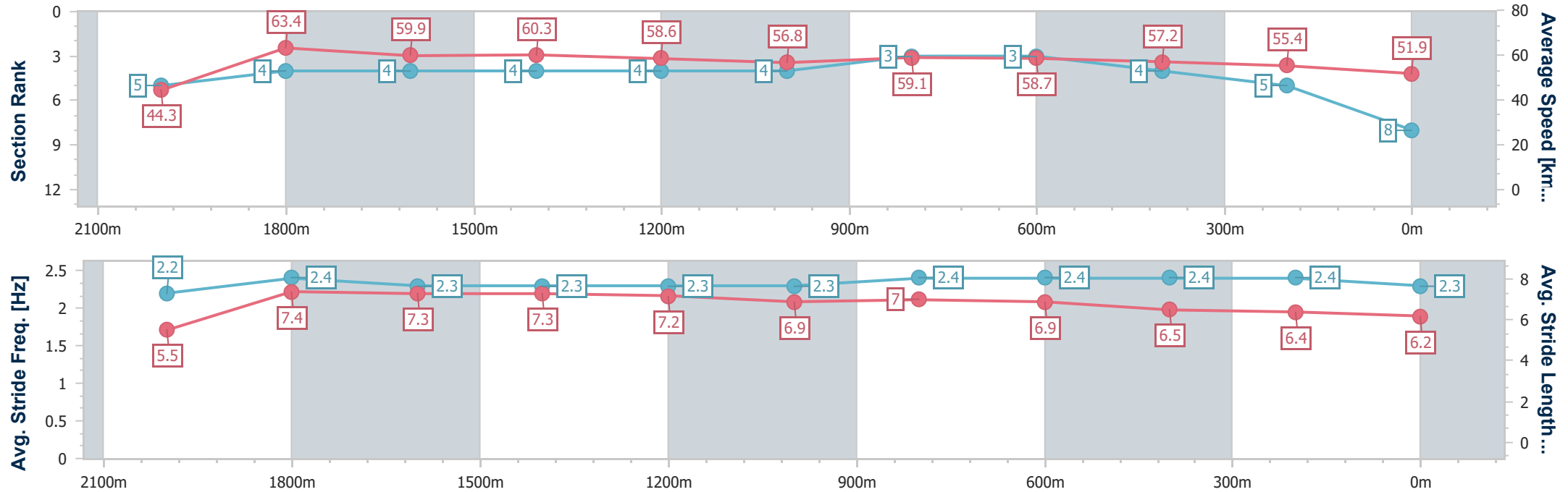
Toowoomba QLD Professional  
Race 3: HAPPY 100TH BIRTHDAY VINCE NUGENT  
BENCHMARK 58 Handicap - 2150m



08 March 2025 - 13:10

Track Rating: Good 4, Weather: Overcast, Rail Position: +2m 800m-400m; +4m Remainder

Section	Overall	2000m	1800m	1600m	1400m	1200m	1000m	800m	600m	400m	200m		
Section Times	2:16.66 [8] (0:12.26)	2:04.40 [5] (0:11.33)	1:53.07 [4] (0:11.82)	1:41.25 [4] (0:11.87)	1:29.38 [4] (0:12.49)	1:16.89 [4] (0:12.73)	1:04.16 [4] (0:12.30)	0:51.86 [3] (0:12.37)	0:39.49 [3] (0:12.58)	0:26.91 [4] (0:13.04)	0:13.87 [5] (0:13.87)		
Average Speed [km/h]	44.3	63.4	59.9	60.3	58.6	56.8	59.1	58.7	57.2	55.4	51.9		
Top Speed [km/h]	64.9	65.9	60.8	61.1	60.3	58.3	60.0	60.2	58.0	57.2	53.8		
Avg. Dist. to Rail [m]	2.6	3.2	3.1	1.5	2.6	3.0	2.6	2.7	1.1	1.7	4.5		
Avg. Stride Freq. [Hz]	2.2	2.4	2.3	2.3	2.3	2.3	2.4	2.4	2.4	2.4	2.3		
Avg. Stride Length [m]	5.5	7.4	7.3	7.3	7.2	6.9	7.0	6.9	6.5	6.4	6.2		





Horse/Jockey Name	Luna Diva
Final Rank	9
Fastest Section Time (Section)	0:11.71 (2000m)
Top Speed [km/h] (Section)	62.6 (2000m)
Race State	Finished



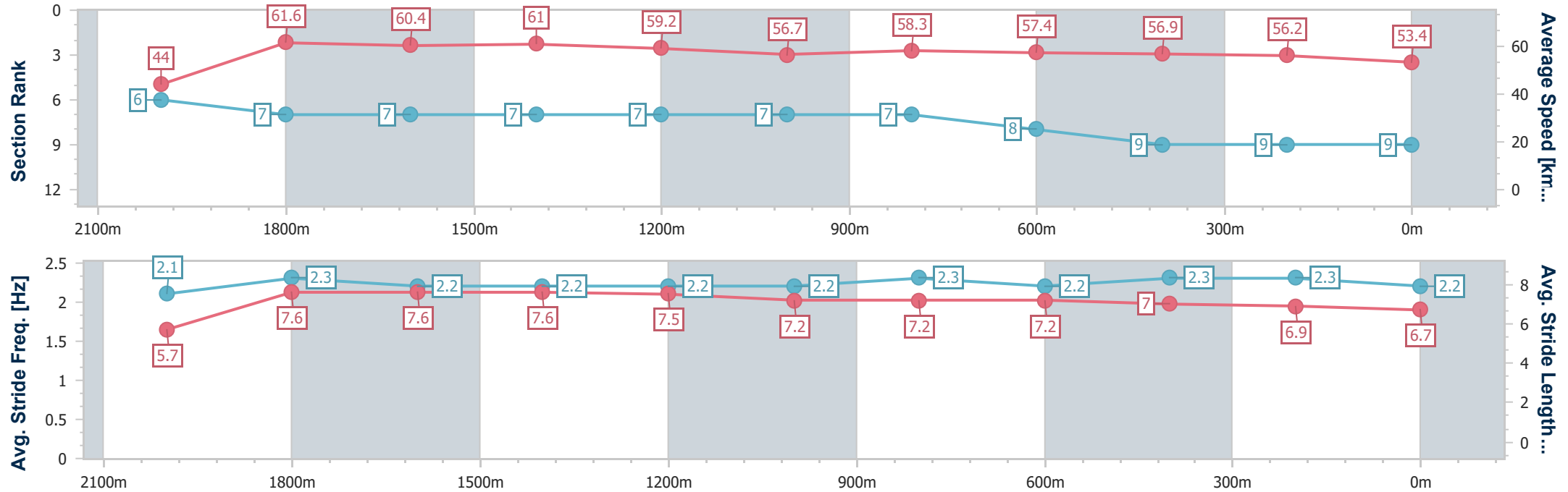
Toowoomba QLD Professional  
Race 3: HAPPY 100TH BIRTHDAY VINCE NUGENT  
BENCHMARK 58 Handicap - 2150m



08 March 2025 - 13:10

Track Rating: Good 4, Weather: Overcast, Rail Position: +2m 800m-400m; +4m Remainder

Section	Overall	2000m	1800m	1600m	1400m	1200m	1000m	800m	600m	400m	200m		
Section Times	2:17.05 [9] (0:12.29)	2:04.76 [6] (0:11.71)	1:53.05 [7] (0:11.87)	1:41.18 [7] (0:11.83)	1:29.35 [7] (0:12.32)	1:17.03 [7] (0:12.76)	1:04.27 [7] (0:12.43)	0:51.84 [7] (0:12.62)	0:39.22 [8] (0:12.75)	0:26.47 [9] (0:12.97)	0:13.50 [9] (0:13.50)		
Average Speed [km/h]	44.0	61.6	60.4	61.0	59.2	56.7	58.3	57.4	56.9	56.2	53.4		
Top Speed [km/h]	62.0	62.6	61.5	62.1	60.3	57.9	59.6	57.9	58.1	56.8	54.3		
Avg. Dist. to Rail [m]	5.2	0.6	1.0	1.2	2.4	2.9	1.9	2.1	1.9	3.7	6.2		
Avg. Stride Freq. [Hz]	2.1	2.3	2.2	2.2	2.2	2.2	2.3	2.2	2.3	2.3	2.2		
Avg. Stride Length [m]	5.7	7.6	7.6	7.6	7.5	7.2	7.2	7.2	7.0	6.9	6.7		





Toowoomba QLD Professional  
Race 4: MOORE TRAILERS Maiden Handicap - 1200m  
08 March 2025 - 13:45



Track Rating: Good 4, Weather: Overcast, Rail Position: +2m 800m-400m; +4m Remainder

Section						Overall	1000m	800m	600m	400m	200m	Last 600m			
Field Times						1:14.12 (0:13.86)	1:00.26 (0:11.38)	0:48.88 (0:11.84)	0:37.04 (0:11.88)	0:25.16 (0:12.20)	0:12.96 (0:12.96)	0:37.04			
Rank	TAB	Horse/Jockey	Barrier	Top Speed [km/h]	Fastest Section								Margin	Distance Travelled [m]	
1	1	SHOOTING WONDERS	1	66.8	0:11.39	1:14.12 [1]	1:00.03 [3]	0:48.64 [2]	0:36.89 [2]	0:25.14 [2]	0:12.96 [1]	1:14.12	0:36.89		
		Jag Guthmann-Chester		Overall	1000m	(0:14.09)	(0:11.39)	(0:11.75)	(0:11.75)	(0:12.18)	(0:12.96)				
2	7	PORRISTA	3	66.8	0:11.38	1:14.12 [2]	1:00.26 [1]	0:48.88 [1]	0:37.04 [1]	0:25.16 [1]	0:12.87 [2]	0.1L	0:37.04	+14	
		Kelsey Lenton		Overall	1000m	(0:13.86)	(0:11.38)	(0:11.84)	(0:11.88)	(0:12.29)	(0:12.87)				
3	4	NOVADAN	5	65.6	0:11.54	1:14.89 [3]	1:00.85 [2]	0:49.31 [3]	0:37.49 [3]	0:25.41 [3]	0:12.89 [3]	4.6L	0:37.49	+6	
		Cobi Vitler		Overall	1000m	(0:14.04)	(0:11.54)	(0:11.82)	(0:12.08)	(0:12.52)	(0:12.89)				
4	3	FONZIE ROCKS	4	65.9	0:11.24	1:15.04 [4]	1:00.30 [9]	0:49.06 [8]	0:37.29 [6]	0:25.32 [4]	0:12.84 [4]	5.4L	0:37.29	+2	
		Justin Stanley		Overall	1000m	(0:14.74)	(0:11.24)	(0:11.77)	(0:11.97)	(0:12.48)	(0:12.84)				
5	8	SHALZER	7	67.0	0:11.33	1:15.19 [5]	1:00.58 [8]	0:49.25 [7]	0:37.26 [8]	0:25.21 [7]	0:12.75 [5]	6.2L	0:37.26	+6	
		Georgina Cartwright		1000m	1000m	(0:14.61)	(0:11.33)	(0:11.99)	(0:12.05)	(0:12.46)	(0:12.75)				
6	6	GOOD GIRL POLLY	6	66.3	0:11.52	1:15.83 [6]	1:01.54 [5]	0:50.02 [6]	0:38.06 [7]	0:25.85 [6]	0:13.24 [6]	9.7L	0:38.06	+10	
		Nozi Tomizawa		1000m	1000m	(0:14.29)	(0:11.52)	(0:11.96)	(0:12.21)	(0:12.61)	(0:13.24)				
7	2	DREAM SUMMIT	2	67.1	0:11.36	1:16.72 [7]	1:02.42 [6]	0:51.06 [4]	0:39.18 [4]	0:26.88 [5]	0:14.00 [7]	15L	0:39.18	-4	
		Les Tilley		1000m	1000m	(0:14.30)	(0:11.36)	(0:11.88)	(0:12.30)	(0:12.88)	(0:14.00)				
8	10	SHAKEN MARTINI	8	66.1	0:11.63	1:16.81 [8]	1:02.43 [7]	0:50.80 [9]	0:38.83 [9]	0:26.53 [9]	0:13.48 [8]	15.5L	0:38.83	+14	
		Stacey Callow		1000m	1000m	(0:14.38)	(0:11.63)	(0:11.97)	(0:12.30)	(0:13.05)	(0:13.48)				
9	12	TWO TIME GIRL	9	66.7	0:11.61	1:18.45 [9]	1:04.29 [4]	0:52.68 [5]	0:40.76 [5]	0:28.41 [8]	0:14.92 [9]	25L	0:40.76	+13	
		Kenji Yoshida		Overall	1000m	(0:14.16)	(0:11.61)	(0:11.92)	(0:12.35)	(0:13.49)	(0:14.92)				

Scratched: Decorative (#5), Relatives (#9), Toy Dandy (#11)



Horse/Jockey Name	Shooting Wonders
Final Rank	1
Fastest Section Time (Section)	0:11.39 (1000m)
Top Speed [km/h] (Section)	66.8 (Overall)
Race State	Finished



Toowoomba QLD Professional

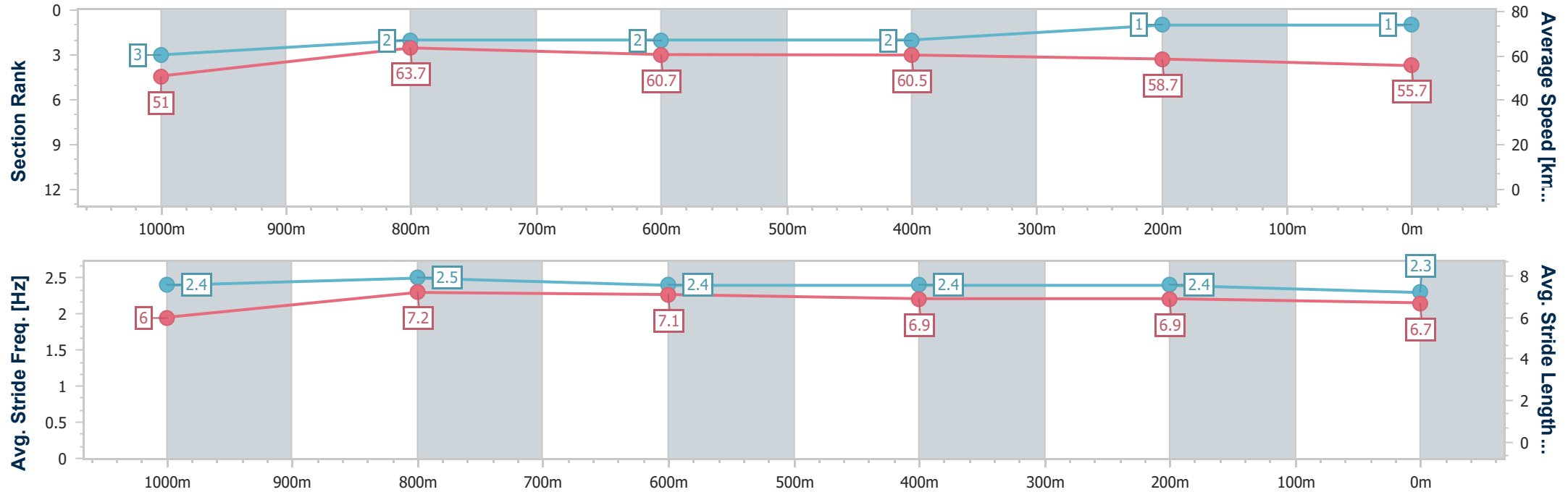
Race 4: MOORE TRAILERS Maiden Handicap - 1200m

08 March 2025 - 13:45

Track Rating: Good 4, Weather: Overcast, Rail Position: +2m 800m-400m; +4m Remainder



Section	Overall	1000m	800m	600m	400m	200m								
Section Times	1:14.12 [1] (0:14.09)	1:00.03 [3] (0:11.39)	0:48.64 [2] (0:11.75)	0:36.89 [2] (0:11.75)	0:25.14 [2] (0:12.18)	0:12.96 [1] (0:12.96)								
Average Speed [km/h]	51.0	63.7	60.7	60.5	58.7	55.7								
Top Speed [km/h]	66.8	66.7	62.8	62.4	60.6	57.1								
Avg. Dist. to Rail [m]	2.6	1.6	1.7	2.8	1.1	0.8								
Avg. Stride Freq. [Hz]	2.4	2.5	2.4	2.4	2.4	2.3								
Avg. Stride Length [m]	6.0	7.2	7.1	6.9	6.9	6.7								



- [ ] Ranking at each section and finish
- .-.- No data available at this section
- NA No data available



Horse/Jockey Name	Porrista
Final Rank	2
Fastest Section Time (Section)	0:11.38 (1000m)
Top Speed [km/h] (Section)	66.8 (Overall)
Race State	Finished



Toowoomba QLD Professional

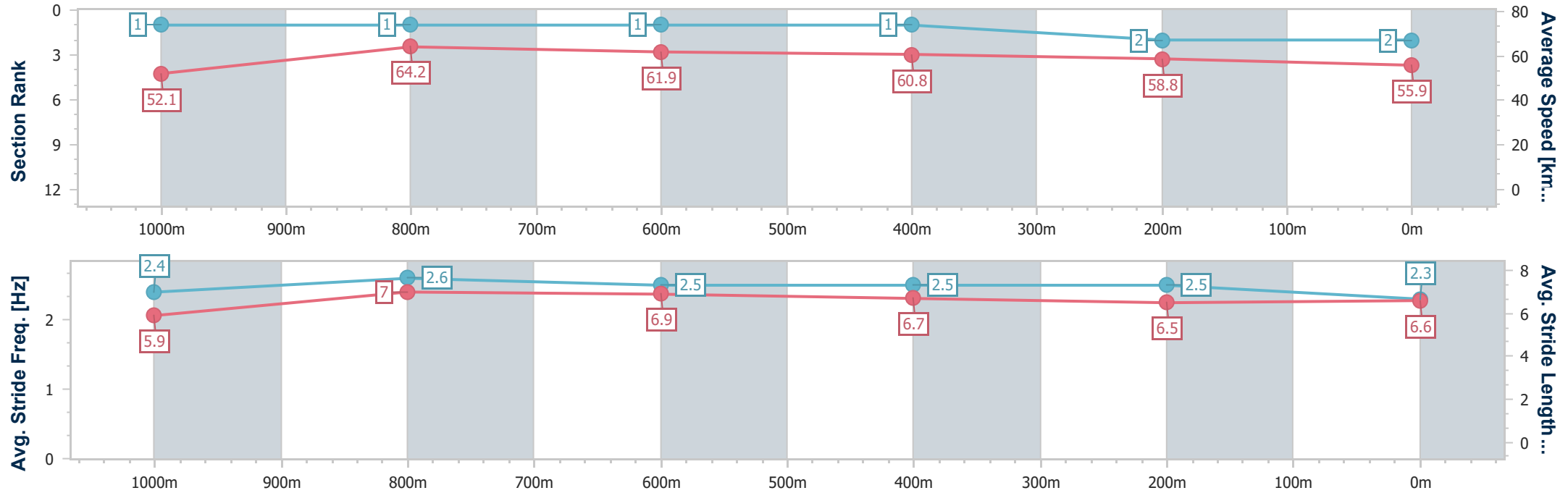
Race 4: MOORE TRAILERS Maiden Handicap - 1200m

08 March 2025 - 13:45

Track Rating: Good 4, Weather: Overcast, Rail Position: +2m 800m-400m; +4m Remainder



Section	Overall	1000m	800m	600m	400m	200m								
Section Times	1:14.12 [2] (0:13.86)	1:00.26 [1] (0:11.38)	0:48.88 [1] (0:11.84)	0:37.04 [1] (0:11.88)	0:25.16 [1] (0:12.29)	0:12.87 [2] (0:12.87)								
Average Speed [km/h]	52.1	64.2	61.9	60.8	58.8	55.9								
Top Speed [km/h]	66.8	66.7	63.3	63.4	59.8	56.5								
Avg. Dist. to Rail [m]	3.6	3.2	4.6	1.6	1.0	0.5								
Avg. Stride Freq. [Hz]	2.4	2.6	2.5	2.5	2.5	2.3								
Avg. Stride Length [m]	5.9	7.0	6.9	6.7	6.5	6.6								





Horse/Jockey Name	Novadan
Final Rank	3
Fastest Section Time (Section)	0:11.54 (1000m)
Top Speed [km/h] (Section)	65.6 (Overall)
Race State	Finished



Toowoomba QLD Professional

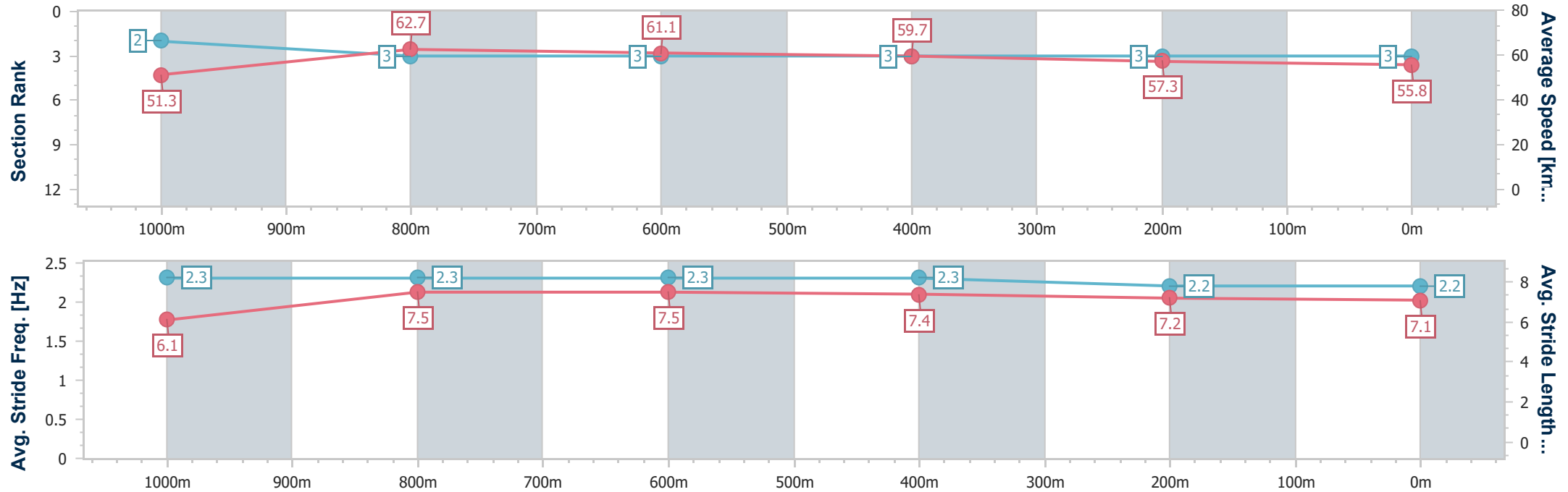
Race 4: MOORE TRAILERS Maiden Handicap - 1200m

08 March 2025 - 13:45

Track Rating: Good 4, Weather: Overcast, Rail Position: +2m 800m-400m; +4m Remainder



Section	Overall	1000m	800m	600m	400m	200m								
Section Times	1:14.89 [3] (0:14.04)	1:00.85 [2] (0:11.54)	0:49.31 [3] (0:11.82)	0:37.49 [3] (0:12.08)	0:25.41 [3] (0:12.52)	0:12.89 [3] (0:12.89)								
Average Speed [km/h]	51.3	62.7	61.1	59.7	57.3	55.8								
Top Speed [km/h]	65.6	65.1	61.9	61.7	58.6	56.3								
Avg. Dist. to Rail [m]	4.7	1.8	0.9	0.9	0.6	0.4								
Avg. Stride Freq. [Hz]	2.3	2.3	2.3	2.3	2.2	2.2								
Avg. Stride Length [m]	6.1	7.5	7.5	7.4	7.2	7.1								







Horse/Jockey Name	Fonzie Rocks
Final Rank	4
Fastest Section Time (Section)	0:11.24 (1000m)
Top Speed [km/h] (Section)	65.9 (Overall)
Race State	Finished



Toowoomba QLD Professional

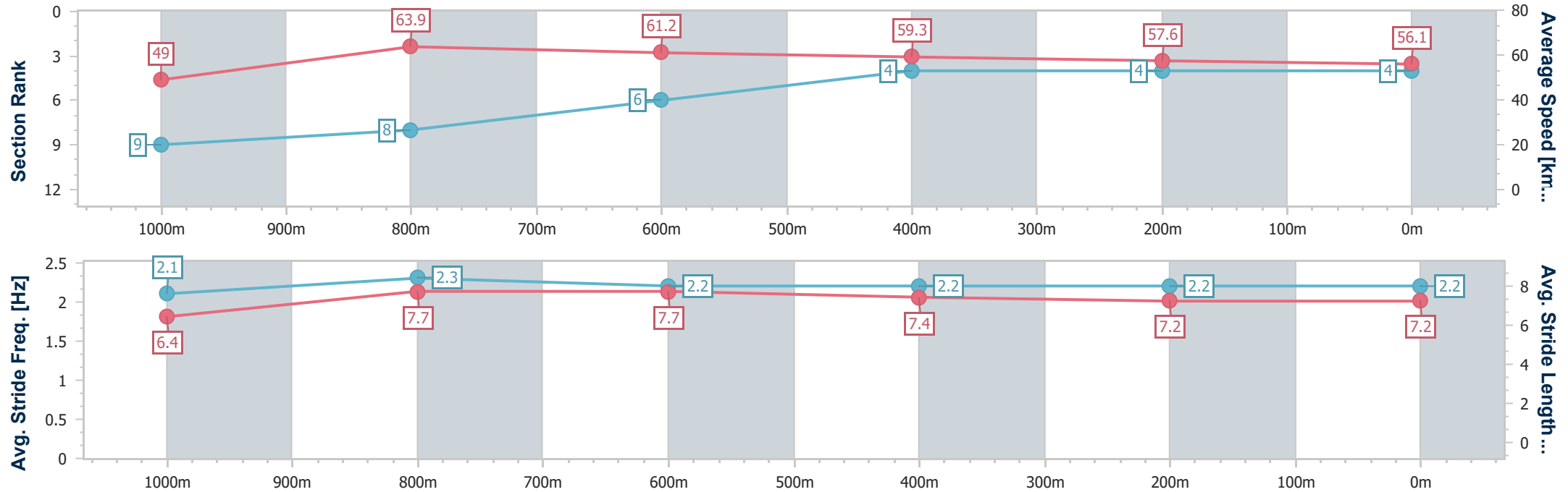
Race 4: MOORE TRAILERS Maiden Handicap - 1200m

08 March 2025 - 13:45

Track Rating: Good 4, Weather: Overcast, Rail Position: +2m 800m-400m; +4m Remainder



Section	Overall	1000m	800m	600m	400m	200m							
Section Times	1:15.04 [4] (0:14.74)	1:00.30 [9] (0:11.24)	0:49.06 [8] (0:11.77)	0:37.29 [6] (0:11.97)	0:25.32 [4] (0:12.48)	0:12.84 [4] (0:12.84)							
Average Speed [km/h]	49.0	63.9	61.2	59.3	57.6	56.1							
Top Speed [km/h]	65.9	65.9	61.8	61.1	58.9	56.5							
Avg. Dist. to Rail [m]	3.5	0.7	0.7	2.0	1.0	2.4							
Avg. Stride Freq. [Hz]	2.1	2.3	2.2	2.2	2.2	2.2							
Avg. Stride Length [m]	6.4	7.7	7.7	7.4	7.2	7.2							





Horse/Jockey Name	Shalzer
Final Rank	5
Fastest Section Time (Section)	0:11.33 (1000m)
Top Speed [km/h] (Section)	67.0 (1000m)
Race State	Finished



Toowoomba QLD Professional

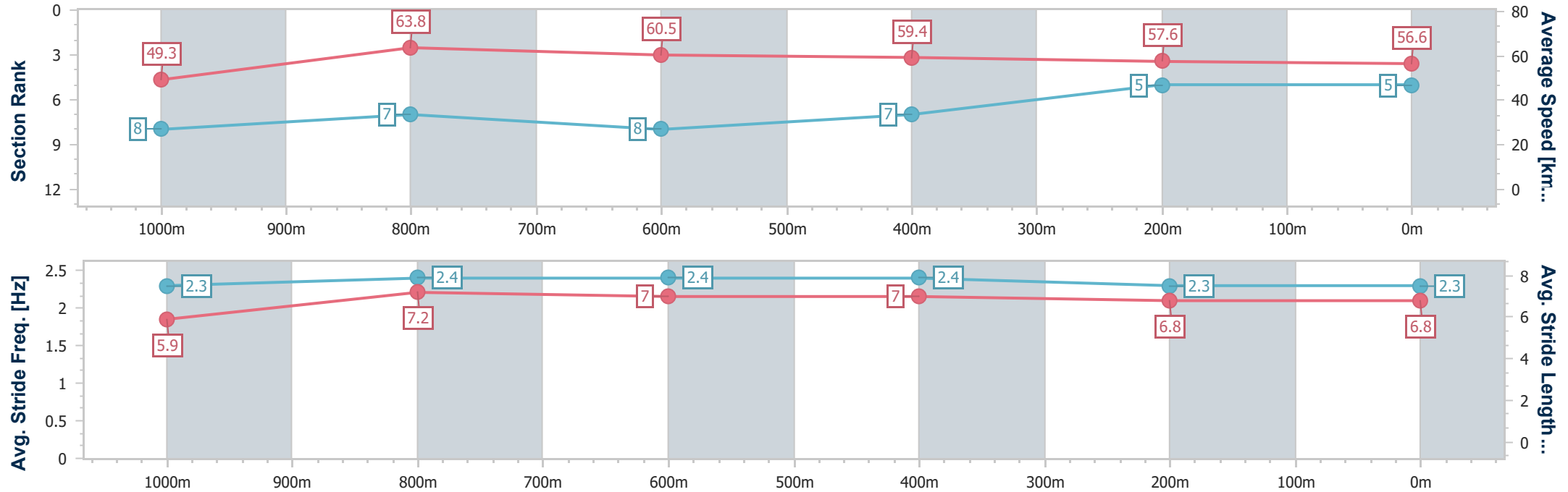
Race 4: MOORE TRAILERS Maiden Handicap - 1200m

08 March 2025 - 13:45

Track Rating: Good 4, Weather: Overcast, Rail Position: +2m 800m-400m; +4m Remainder



Section	Overall	1000m	800m	600m	400m	200m								
Section Times	1:15.19 [5] (0:14.61)	1:00.58 [8] (0:11.33)	0:49.25 [7] (0:11.99)	0:37.26 [8] (0:12.05)	0:25.21 [7] (0:12.46)	0:12.75 [5] (0:12.75)								
Average Speed [km/h]	49.3	63.8	60.5	59.4	57.6	56.6								
Top Speed [km/h]	66.1	67.0	62.1	61.2	59.3	57.3								
Avg. Dist. to Rail [m]	5.1	0.9	2.0	1.4	0.7	0.5								
Avg. Stride Freq. [Hz]	2.3	2.4	2.4	2.4	2.3	2.3								
Avg. Stride Length [m]	5.9	7.2	7.0	7.0	6.8	6.8								



- [ ] Ranking at each section and finish
- .-.- No data available at this section
- NA No data available



Horse/Jockey Name	Good Girl Polly
Final Rank	6
Fastest Section Time (Section)	0:11.52 (1000m)
Top Speed [km/h] (Section)	66.3 (1000m)
Race State	Finished



Toowoomba QLD Professional

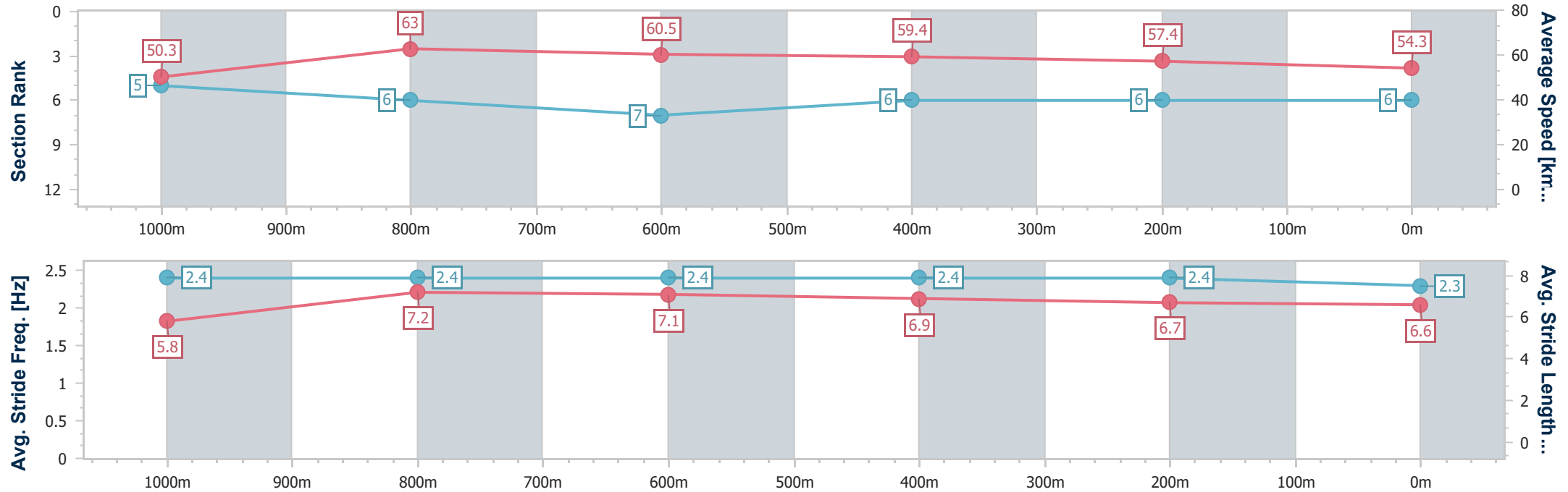
Race 4: MOORE TRAILERS Maiden Handicap - 1200m

08 March 2025 - 13:45

Track Rating: Good 4, Weather: Overcast, Rail Position: +2m 800m-400m; +4m Remainder



Section	Overall	1000m	800m	600m	400m	200m							
Section Times	1:15.83 [6] (0:14.29)	1:01.54 [5] (0:11.52)	0:50.02 [6] (0:11.96)	0:38.06 [7] (0:12.21)	0:25.85 [6] (0:12.61)	0:13.24 [6] (0:13.24)							
Average Speed [km/h]	50.3	63.0	60.5	59.4	57.4	54.3							
Top Speed [km/h]	65.8	66.3	61.6	61.6	59.6	55.8							
Avg. Dist. to Rail [m]	5.9	2.3	2.2	1.3	1.9	2.5							
Avg. Stride Freq. [Hz]	2.4	2.4	2.4	2.4	2.4	2.3							
Avg. Stride Length [m]	5.8	7.2	7.1	6.9	6.7	6.6							



- [ ] Ranking at each section and finish
- .-.- No data available at this section
- NA No data available



Horse/Jockey Name	Dream Summit
Final Rank	7
Fastest Section Time (Section)	0:11.36 (1000m)
Top Speed [km/h] (Section)	67.1 (1000m)
Race State	Finished



Toowoomba QLD Professional

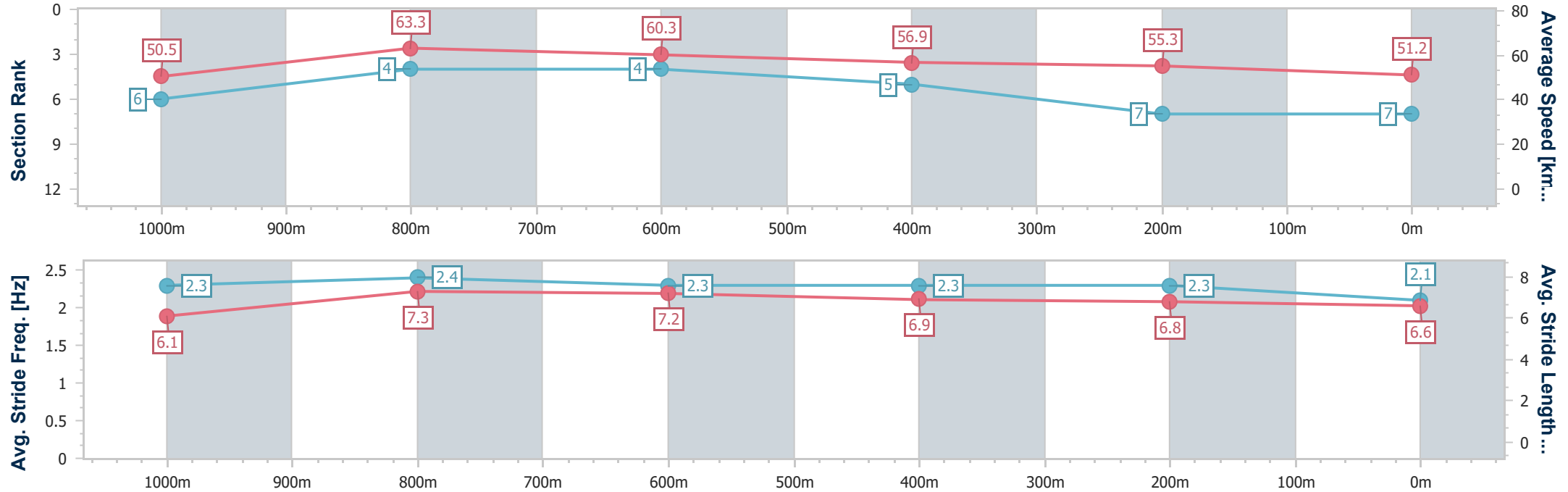
Race 4: MOORE TRAILERS Maiden Handicap - 1200m

08 March 2025 - 13:45

Track Rating: Good 4, Weather: Overcast, Rail Position: +2m 800m-400m; +4m Remainder



Section	Overall	1000m	800m	600m	400m	200m							
Section Times	1:16.72 [7] (0:14.30)	1:02.42 [6] (0:11.36)	0:51.06 [4] (0:11.88)	0:39.18 [4] (0:12.30)	0:26.88 [5] (0:12.88)	0:14.00 [7] (0:14.00)							
Average Speed [km/h]	50.5	63.3	60.3	56.9	55.3	51.2							
Top Speed [km/h]	66.9	67.1	61.6	60.8	56.7	53.8							
Avg. Dist. to Rail [m]	2.6	0.6	1.9	4.4	3.5	4.4							
Avg. Stride Freq. [Hz]	2.3	2.4	2.3	2.3	2.3	2.1							
Avg. Stride Length [m]	6.1	7.3	7.2	6.9	6.8	6.6							





Horse/Jockey Name	Shaken Martini
Final Rank	8
Fastest Section Time (Section)	0:11.63 (1000m)
Top Speed [km/h] (Section)	66.1 (1000m)
Race State	Finished



Toowoomba QLD Professional

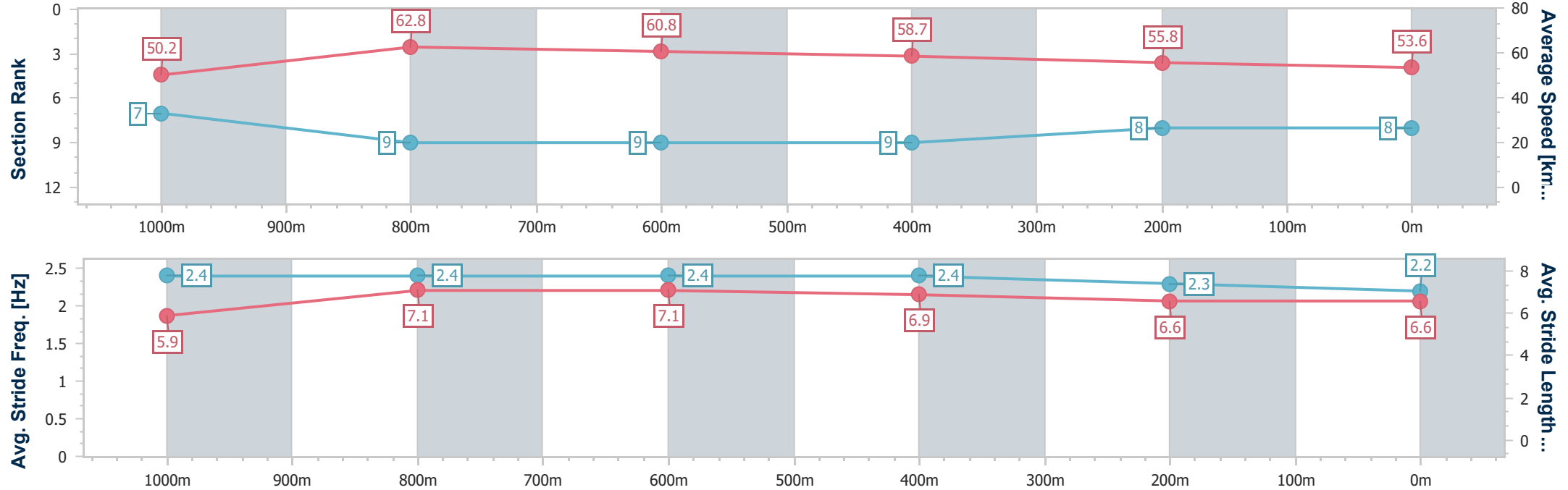
Race 4: MOORE TRAILERS Maiden Handicap - 1200m

08 March 2025 - 13:45

Track Rating: Good 4, Weather: Overcast, Rail Position: +2m 800m-400m; +4m Remainder



Section	Overall	1000m	800m	600m	400m	200m							
Section Times	1:16.81 [8] (0:14.38)	1:02.43 [7] (0:11.63)	0:50.80 [9] (0:11.97)	0:38.83 [9] (0:12.30)	0:26.53 [9] (0:13.05)	0:13.48 [8] (0:13.48)							
Average Speed [km/h]	50.2	62.8	60.8	58.7	55.8	53.6							
Top Speed [km/h]	66.1	66.1	62.8	60.7	57.4	55.6							
Avg. Dist. to Rail [m]	8.4	4.0	2.8	1.0	3.1	1.2							
Avg. Stride Freq. [Hz]	2.4	2.4	2.4	2.4	2.3	2.2							
Avg. Stride Length [m]	5.9	7.1	7.1	6.9	6.6	6.6							





Horse/Jockey Name	Two Time Girl
Final Rank	9
Fastest Section Time (Section)	0:11.61 (1000m)
Top Speed [km/h] (Section)	66.7 (Overall)
Race State	Finished



Toowoomba QLD Professional

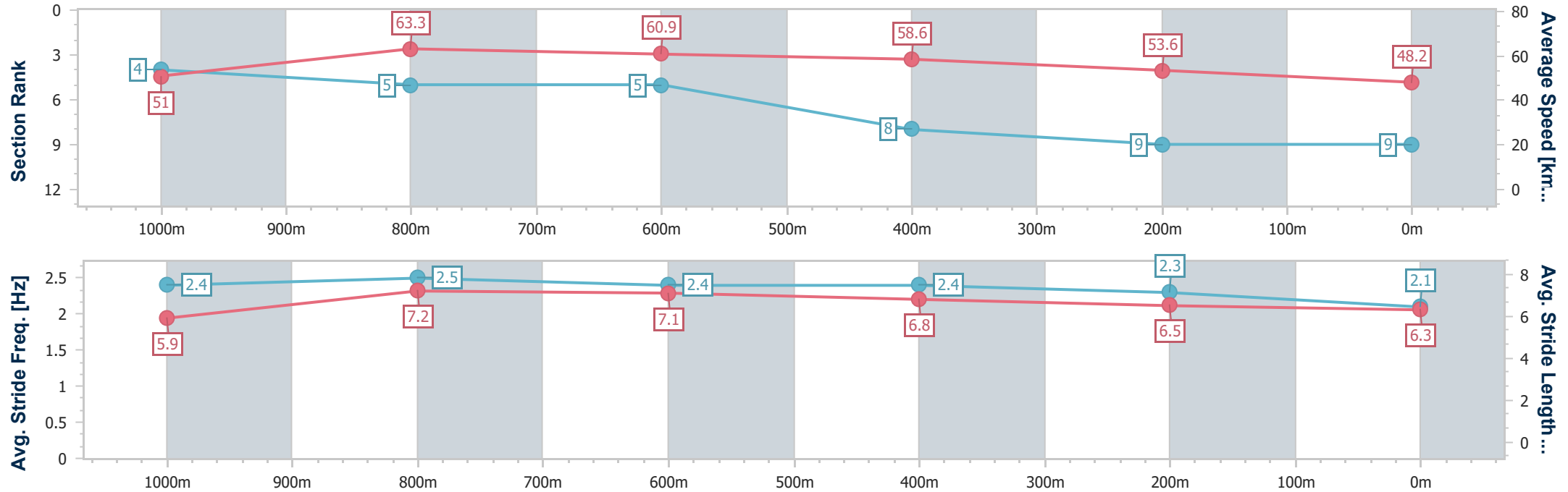
Race 4: MOORE TRAILERS Maiden Handicap - 1200m

08 March 2025 - 13:45

Track Rating: Good 4, Weather: Overcast, Rail Position: +2m 800m-400m; +4m Remainder



Section	Overall	1000m	800m	600m	400m	200m								
Section Times	1:18.45 [9] (0:14.16)	1:04.29 [4] (0:11.61)	0:52.68 [5] (0:11.92)	0:40.76 [5] (0:12.35)	0:28.41 [8] (0:13.49)	0:14.92 [9] (0:14.92)								
Average Speed [km/h]	51.0	63.3	60.9	58.6	53.6	48.2								
Top Speed [km/h]	66.7	66.5	62.7	61.2	55.6	51.7								
Avg. Dist. to Rail [m]	11.1	6.2	2.9	1.3	0.8	0.4								
Avg. Stride Freq. [Hz]	2.4	2.5	2.4	2.4	2.3	2.1								
Avg. Stride Length [m]	5.9	7.2	7.1	6.8	6.5	6.3								





# Toowoomba QLD Professional

## Race 5: SHERRIN RENTALS BENCHMARK 70 Handicap - 1200m

08 March 2025 - 14:23



Track Rating: Good 3, Weather: Overcast, Rail Position: +2m 800m-400m; +4m Remainder

Section		Overall				1000m	800m	600m	400m	200m	Last 600m		
Field Times		1:13.54 (0:13.95)				0:59.59 (0:11.22)	0:48.37 (0:11.57)	0:36.80 (0:12.00)	0:24.80 (0:12.32)	0:12.48 (0:12.48)	0:00.00		
Rank	TAB	Horse/Jockey	Barrier	Top Speed [km/h]	Fastest Section						Margin	Margin	Distance Travelled [m]
1	7	CELESTIAL HARBOUR	5	64.6	0:11.35	1:13.54 [1]	0:59.28 [6]	0:47.93 [6]	0:36.20 [7]	0:24.41 [5]	0:12.30 [2]	1:13.54	0:36.20
		Nozi Tomizawa		1000m	1000m	(0:14.26)	(0:11.35)	(0:11.73)	(0:11.79)	(0:12.11)	(0:12.30)		
2	4	NORTHERNONTAP	4	66.0	0:11.32	1:13.77 [2]	0:59.72 [5]	0:48.40 [4]	0:36.77 [3]	0:24.84 [3]	0:12.71 [1]	1.3L	0:36.77 +1
		Cobi Vitler		1000m	1000m	(0:14.05)	(0:11.32)	(0:11.63)	(0:11.93)	(0:12.13)	(0:12.71)		
3	8	DISCERNING	6	67.0	0:11.08	1:14.26 [3]	0:59.40 [8]	0:48.32 [8]	0:36.84 [8]	0:25.13 [4]	0:12.93 [4]	4.1L	0:36.84 +1
		Kelsey Lenton		1000m	1000m	(0:14.86)	(0:11.08)	(0:11.48)	(0:11.71)	(0:12.20)	(0:12.93)		
4	2	DIACO	3	66.5	0:11.38	1:14.55 [4]	1:00.13 [7]	0:48.75 [7]	0:37.25 [6]	0:25.09 [8]	0:12.70 [7]	5.6L	0:37.25 +3
		Madeleine Wishart		1000m	1000m	(0:14.42)	(0:11.38)	(0:11.50)	(0:12.16)	(0:12.39)	(0:12.70)		
5	5	I PROMISE YOU	7	Data was not able to be tracked for this horse		-:--:-	-:--:-	-:--:-	-:--:-	-:--:-	-:--:-	6.4L	-:--:- ----:-
		Olivia Kendal											
6	1	SMILING ZAC	2	67.2	0:11.16	1:14.82 [6]	1:00.81 [4]	0:49.65 [2]	0:38.08 [2]	0:26.08 [1]	0:13.52 [3]	7.2L	0:38.08 +0
		Noel Callow		1000m	1000m	(0:14.01)	(0:11.16)	(0:11.57)	(0:12.00)	(0:12.56)	(0:13.52)		
7	3	MASTERPLAN	1	66.1	0:11.42	1:14.97 [7]	1:00.97 [3]	0:49.55 [5]	0:37.87 [4]	0:25.77 [6]	0:13.26 [6]	8L	0:37.87 +2
		Justin Stanley		1000m	1000m	(0:14.00)	(0:11.42)	(0:11.68)	(0:12.10)	(0:12.51)	(0:13.26)		
8	6	COYNES ROAD	8	67.3	0:11.37	1:16.03 [8]	1:02.08 [2]	0:50.71 [3]	0:38.91 [5]	0:26.58 [7]	0:13.59 [8]	14L	0:38.91 +7
		Les Tilley		1000m	1000m	(0:13.95)	(0:11.37)	(0:11.80)	(0:12.33)	(0:12.99)	(0:13.59)		



Horse/Jockey Name	Celestial Harbour
Final Rank	1
Fastest Section Time (Section)	0:11.35 (1000m)
Top Speed [km/h] (Section)	64.6 (1000m)
Race State	Finished

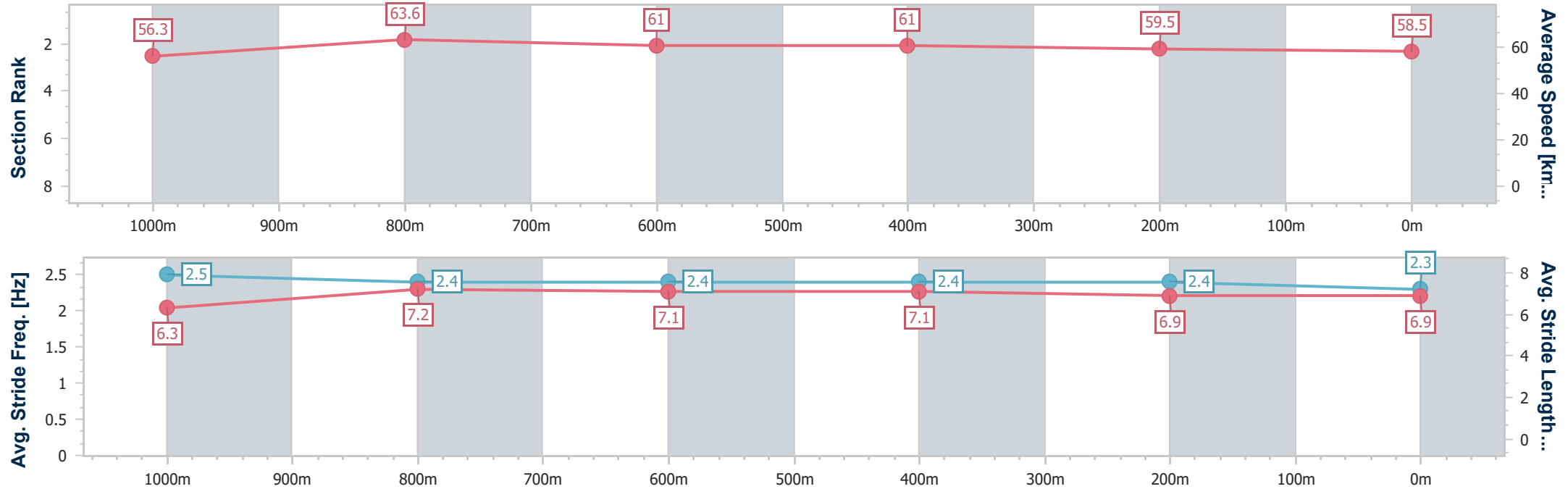


Toowoomba QLD Professional  
Race 5: SHERRIN RENTALS BENCHMARK 70 Handicap - 1200m



08 March 2025 - 14:23  
Track Rating: Good 3, Weather: Overcast, Rail Position: +2m 800m-400m; +4m Remainder

Section	Overall	1000m	800m	600m	400m	200m							
Section Times	1:13.54 [1] (0:14.26)	0:59.28 [6] (0:11.35)	0:47.93 [6] (0:11.73)	0:36.20 [7] (0:11.79)	0:24.41 [5] (0:12.11)	0:12.30 [2] (0:12.30)							
Average Speed [km/h]	56.3	63.6	61.0	61.0	59.5	58.5							
Top Speed [km/h]	62.6	64.6	64.0	62.0	61.0	60.5							
Avg. Dist. to Rail [m]	4.0	1.0	1.4	1.1	1.1	0.8							
Avg. Stride Freq. [Hz]	2.5	2.4	2.4	2.4	2.4	2.3							
Avg. Stride Length [m]	6.3	7.2	7.1	7.1	6.9	6.9							



[ ] Ranking at each section and finish  
-.-.- No data available at this section  
NA No data available





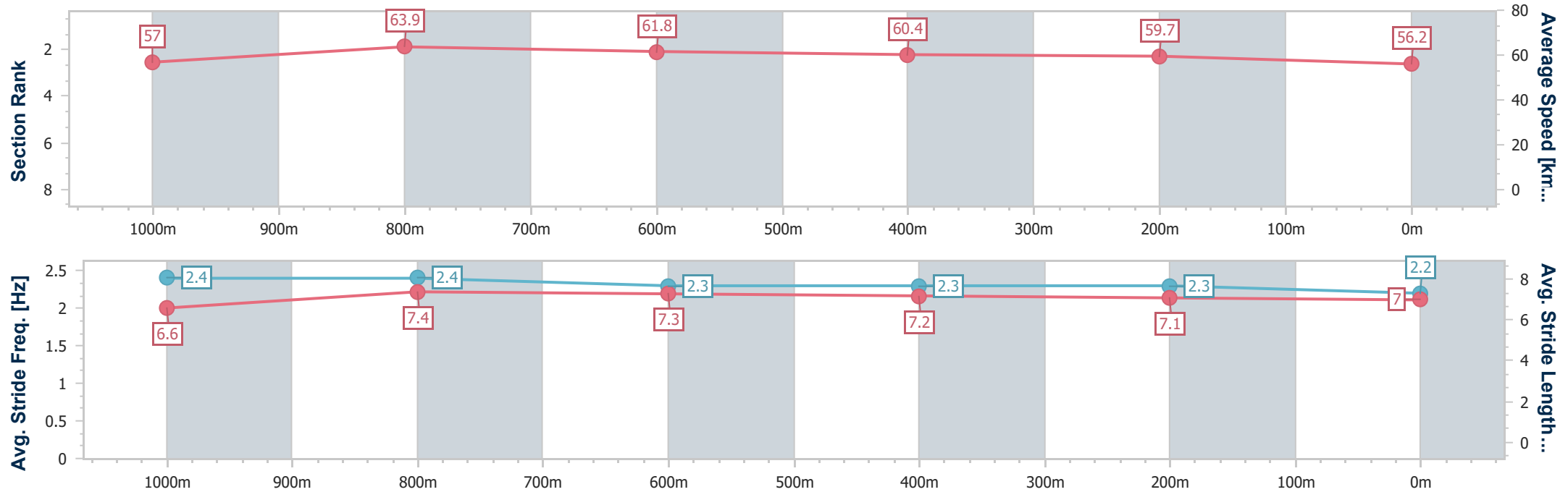
Horse/Jockey Name	Northernontap
Final Rank	2
Fastest Section Time (Section)	0:11.32 (1000m)
Top Speed [km/h] (Section)	66.0 (1000m)
Race State	Finished



Toowoomba QLD Professional  
Race 5: SHERRIN RENTALS BENCHMARK 70 Handicap - 1200m  
08 March 2025 - 14:23  
Track Rating: Good 3, Weather: Overcast, Rail Position: +2m 800m-400m; +4m Remainder



Section	Overall	1000m	800m	600m	400m	200m							
Section Times	1:13.77 [2] (0:14.05)	0:59.72 [5] (0:11.32)	0:48.40 [4] (0:11.63)	0:36.77 [3] (0:11.93)	0:24.84 [3] (0:12.13)	0:12.71 [1] (0:12.71)							
Average Speed [km/h]	57.0	63.9	61.8	60.4	59.7	56.2							
Top Speed [km/h]	63.6	66.0	64.1	62.4	60.8	60.0							
Avg. Dist. to Rail [m]	1.7	0.6	1.1	1.0	0.4	1.8							
Avg. Stride Freq. [Hz]	2.4	2.4	2.3	2.3	2.3	2.2							
Avg. Stride Length [m]	6.6	7.4	7.3	7.2	7.1	7.0							





Horse/Jockey Name	Discerning
Final Rank	3
Fastest Section Time (Section)	0:11.08 (1000m)
Top Speed [km/h] (Section)	67.0 (1000m)
Race State	Finished

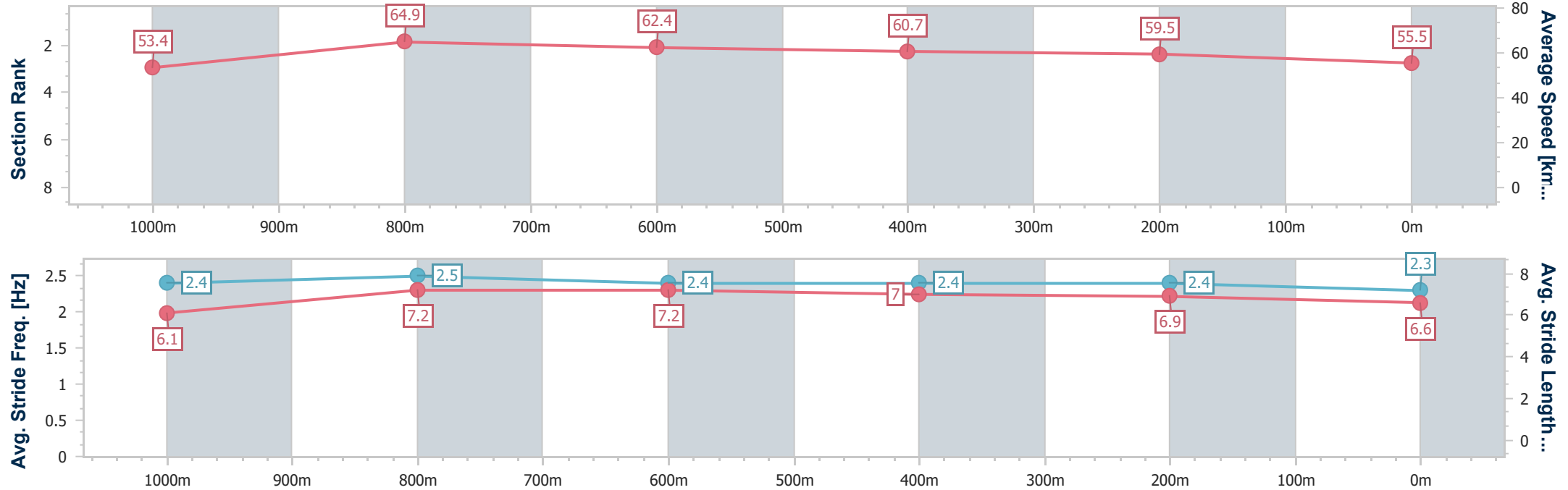


Toowoomba QLD Professional  
Race 5: SHERRIN RENTALS BENCHMARK 70 Handicap -  
1200m



08 March 2025 - 14:23  
Track Rating: Good 3, Weather: Overcast, Rail Position: +2m 800m-  
400m; +4m Remainder

Section	Overall	1000m	800m	600m	400m	200m							
Section Times	1:14.26 [3] (0:14.86)	0:59.40 [8] (0:11.08)	0:48.32 [8] (0:11.48)	0:36.84 [8] (0:11.71)	0:25.13 [4] (0:12.20)	0:12.93 [4] (0:12.93)							
Average Speed [km/h]	53.4	64.9	62.4	60.7	59.5	55.5							
Top Speed [km/h]	63.4	67.0	65.3	62.8	61.6	59.8							
Avg. Dist. to Rail [m]	2.6	0.4	0.4	1.0	2.0	1.1							
Avg. Stride Freq. [Hz]	2.4	2.5	2.4	2.4	2.4	2.3							
Avg. Stride Length [m]	6.1	7.2	7.2	7.0	6.9	6.6							



[ ] Ranking at each section and finish  
-.-.- No data available at this section  
NA No data available



Horse/Jockey Name	Diaco
Final Rank	4
Fastest Section Time (Section)	0:11.38 (1000m)
Top Speed [km/h] (Section)	66.5 (1000m)
Race State	Finished

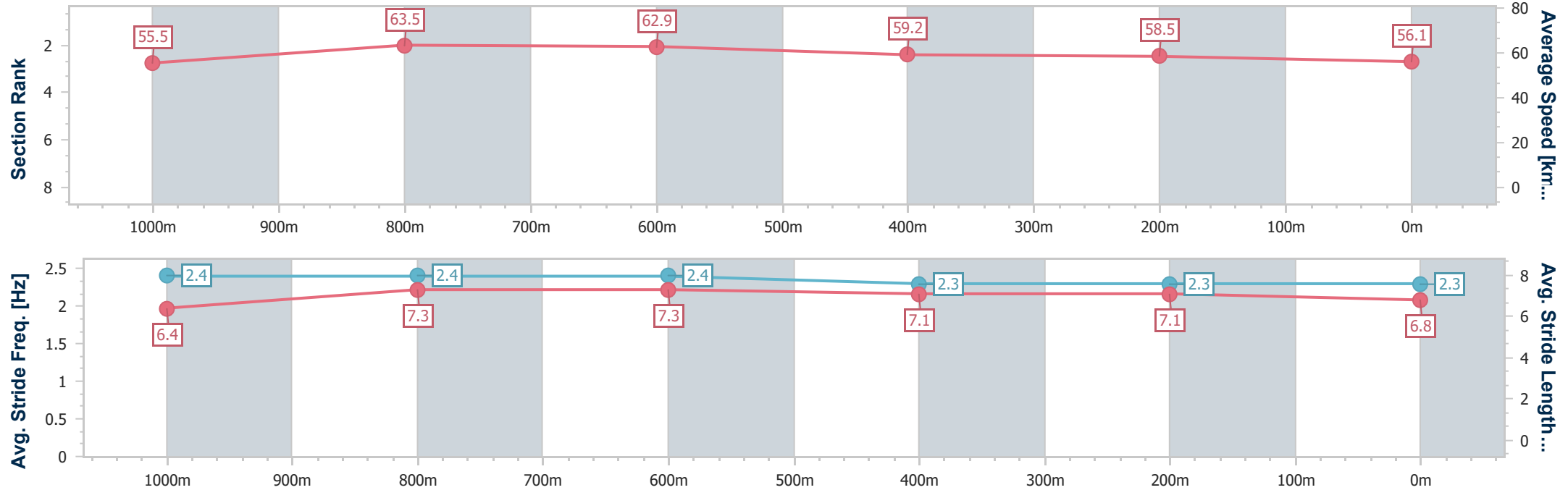


Toowoomba QLD Professional  
Race 5: SHERRIN RENTALS BENCHMARK 70 Handicap -  
1200m



08 March 2025 - 14:23  
Track Rating: Good 3, Weather: Overcast, Rail Position: +2m 800m-  
400m; +4m Remainder

Section	Overall	1000m	800m	600m	400m	200m							
Section Times	1:14.55 [4] (0:14.42)	1:00.13 [7] (0:11.38)	0:48.75 [7] (0:11.50)	0:37.25 [6] (0:12.16)	0:25.09 [8] (0:12.39)	0:12.70 [7] (0:12.70)							
Average Speed [km/h]	55.5	63.5	62.9	59.2	58.5	56.1							
Top Speed [km/h]	63.4	66.5	63.6	63.2	59.3	59.2							
Avg. Dist. to Rail [m]	3.0	1.2	1.3	0.9	1.7	2.0							
Avg. Stride Freq. [Hz]	2.4	2.4	2.4	2.3	2.3	2.3							
Avg. Stride Length [m]	6.4	7.3	7.3	7.1	7.1	6.8							



[ ] Ranking at each section and finish  
-.-.- No data available at this section  
NA No data available



Horse/Jockey Name	Smiling Zac
Final Rank	6
Fastest Section Time (Section)	0:11.16 (1000m)
Top Speed [km/h] (Section)	67.2 (1000m)
Race State	Finished

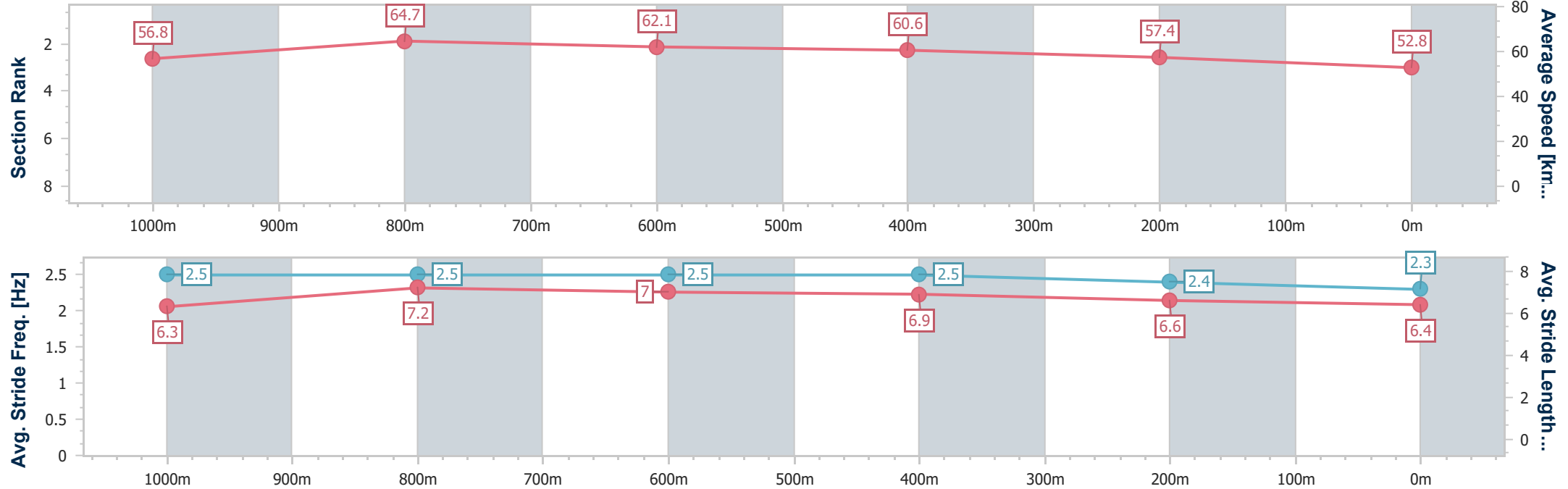


Toowoomba QLD Professional  
Race 5: SHERRIN RENTALS BENCHMARK 70 Handicap -  
1200m



08 March 2025 - 14:23  
Track Rating: Good 3, Weather: Overcast, Rail Position: +2m 800m-  
400m; +4m Remainder

Section	Overall	1000m	800m	600m	400m	200m							
Section Times	1:14.82 [6] (0:14.01)	1:00.81 [4] (0:11.16)	0:49.65 [2] (0:11.57)	0:38.08 [2] (0:12.00)	0:26.08 [1] (0:12.56)	0:13.52 [3] (0:13.52)							
Average Speed [km/h]	56.8	64.7	62.1	60.6	57.4	52.8							
Top Speed [km/h]	65.0	67.2	64.9	63.0	60.6	58.0							
Avg. Dist. to Rail [m]	1.7	0.5	1.6	1.1	0.5	0.3							
Avg. Stride Freq. [Hz]	2.5	2.5	2.5	2.5	2.4	2.3							
Avg. Stride Length [m]	6.3	7.2	7.0	6.9	6.6	6.4							





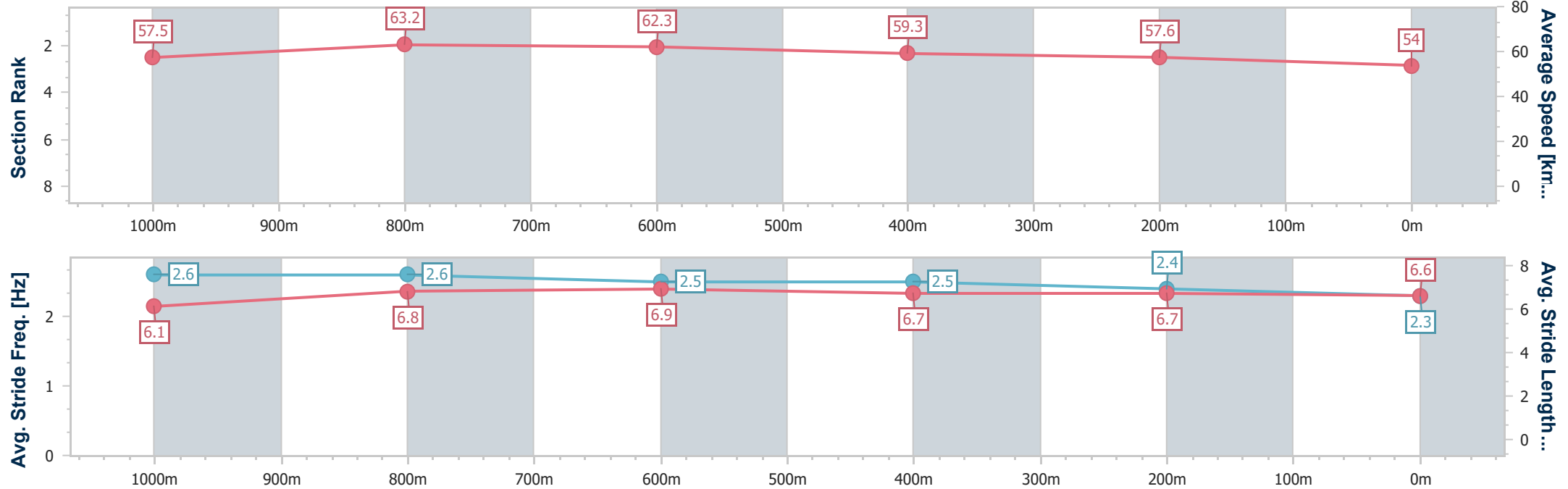
Horse/Jockey Name	Masterplan
Final Rank	7
Fastest Section Time (Section)	0:11.42 (1000m)
Top Speed [km/h] (Section)	66.1 (1000m)
Race State	Finished



Toowoomba QLD Professional  
Race 5: SHERRIN RENTALS BENCHMARK 70 Handicap - 1200m  
08 March 2025 - 14:23  
Track Rating: Good 3, Weather: Overcast, Rail Position: +2m 800m-400m; +4m Remainder



Section	Overall	1000m	800m	600m	400m	200m							
Section Times	1:14.97 [7] (0:14.00)	1:00.97 [3] (0:11.42)	0:49.55 [5] (0:11.68)	0:37.87 [4] (0:12.10)	0:25.77 [6] (0:12.51)	0:13.26 [6] (0:13.26)							
Average Speed [km/h]	57.5	63.2	62.3	59.3	57.6	54.0							
Top Speed [km/h]	63.9	66.1	63.7	62.6	60.0	58.0							
Avg. Dist. to Rail [m]	1.7	0.6	2.1	1.2	0.9	2.5							
Avg. Stride Freq. [Hz]	2.6	2.6	2.5	2.5	2.4	2.3							
Avg. Stride Length [m]	6.1	6.8	6.9	6.7	6.7	6.6							





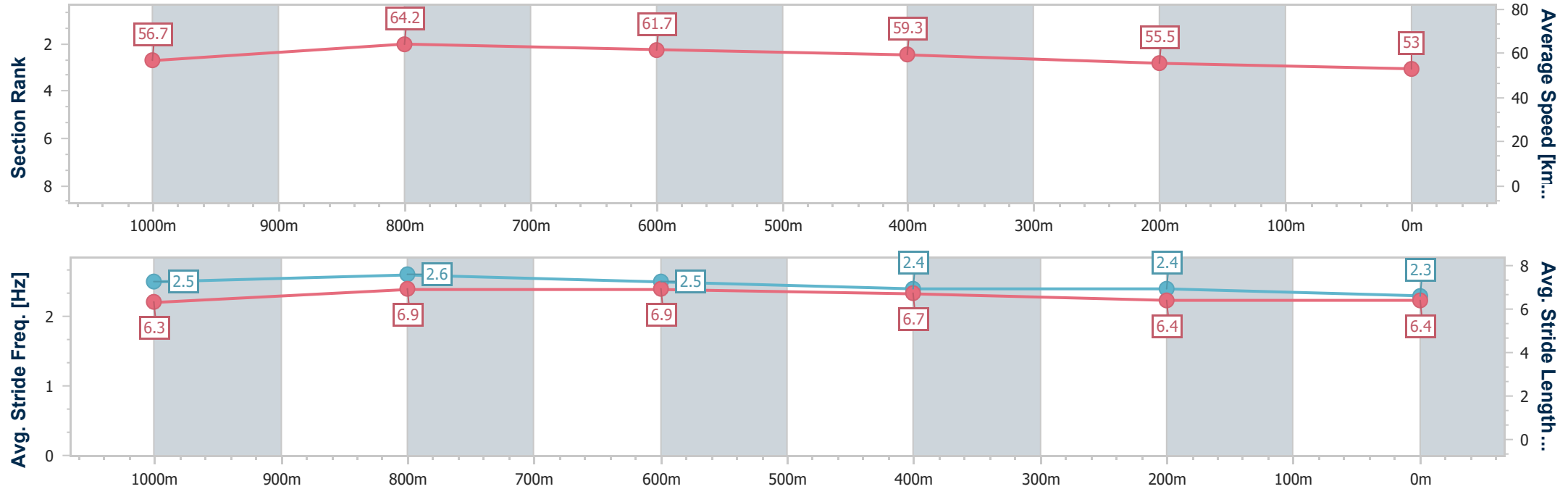
Horse/Jockey Name	Coynes Road
Final Rank	8
Fastest Section Time (Section)	0:11.37 (1000m)
Top Speed [km/h] (Section)	67.3 (1000m)
Race State	Finished



Toowoomba QLD Professional  
Race 5: SHERRIN RENTALS BENCHMARK 70 Handicap - 1200m  
08 March 2025 - 14:23  
Track Rating: Good 3, Weather: Overcast, Rail Position: +2m 800m-400m; +4m Remainder



Section	Overall	1000m	800m	600m	400m	200m							
Section Times	1:16.03 [8] (0:13.95)	1:02.08 [2] (0:11.37)	0:50.71 [3] (0:11.80)	0:38.91 [5] (0:12.33)	0:26.58 [7] (0:12.99)	0:13.59 [8] (0:13.59)							
Average Speed [km/h]	56.7	64.2	61.7	59.3	55.5	53.0							
Top Speed [km/h]	64.6	67.3	65.0	62.6	59.8	56.6							
Avg. Dist. to Rail [m]	9.8	6.4	5.5	3.5	3.6	2.1							
Avg. Stride Freq. [Hz]	2.5	2.6	2.5	2.4	2.4	2.3							
Avg. Stride Length [m]	6.3	6.9	6.9	6.7	6.4	6.4							





Horse/Jockey Name	I Promise You
Final Rank	5
Fastest Section Time (Section)	-:--:--
Top Speed [km/h] (Section)	--.-
Race State	DidNotTrack



Toowoomba QLD Professional  
Race 5: SHERRIN RENTALS BENCHMARK 70 Handicap - 1200m  
08 March 2025 - 14:23  
Track Rating: Good 3, Weather: Overcast, Rail Position: +2m 800m-400m; +4m Remainder



Section	Overall	1000m	800m	600m	400m	200m							
Section Times	-:--:--	-:--:--	-:--:--	-:--:--	-:--:--	-:--:--							
Average Speed [km/h]	--.-	--.-	--.-	--.-	--.-	--.-							
Top Speed [km/h]	--.-	--.-	--.-	--.-	--.-	--.-							
Avg. Dist. to Rail [m]	.-	.-	.-	.-	.-	.-							
Avg. Stride Freq. [Hz]	--.-	--.-	--.-	--.-	--.-	--.-							
Avg. Stride Length [m]	--.-	--.-	--.-	--.-	--.-	--.-							

- [ ] Ranking at each section and finish
- :--:-- No data available at this section
- NA No data available



Toowoomba QLD Professional  
Race 6: SUBZERO AIRCONDITIONING QTIS Three-Year-Old Maiden  
Handicap - 1100m  
08 March 2025 - 14:58



Track Rating: Soft 5, Weather: Overcast, Rail Position: +2m 800m-400m; +4m Remainder

Section						Overall	1000m	800m	600m	400m	200m			Last 600m
Field Times						1:07.39 (0:08.60)	0:58.79 (0:10.88)	0:47.91 (0:11.26)	0:36.65 (0:11.87)	0:24.78 (0:12.12)	0:12.66 (0:12.66)			0:36.65
Rank	TAB	Horse/Jockey	Barrier	Top Speed [km/h]	Fastest Section							Margin	Distance Travelled [m]	
1	1	JUST CLIFFY	5	65.7	0:08.91	1:07.39 [1]	0:58.48 [5]	0:47.22 [7]	0:35.93 [7]	0:24.07 [7]	0:12.00 [5]	1:07.39	0:35.93	
		Cobi Vitler		800m	Overall	(0:08.91)	(0:11.26)	(0:11.29)	(0:11.86)	(0:12.07)	(0:12.00)			
2	9	UPSTART LOVER	3	68.8	0:08.76	1:07.74 [2]	0:58.98 [4]	0:48.03 [3]	0:36.80 [3]	0:24.88 [3]	0:12.74 [2]	2L	0:36.80	-1
		Montanna Savva		1000m	Overall	(0:08.76)	(0:10.95)	(0:11.23)	(0:11.92)	(0:12.14)	(0:12.74)			
3	3	CEEKAY'S CHOICE	2	68.2	0:08.60	1:07.80 [3]	0:59.20 [1]	0:48.32 [1]	0:37.06 [1]	0:25.19 [1]	0:13.07 [1]	2.3L	0:37.06	+4
		Les Tilley		1000m	Overall	(0:08.60)	(0:10.88)	(0:11.26)	(0:11.87)	(0:12.12)	(0:13.07)			
4	2	SOUL BROTHER	8	68.6	0:08.97	1:08.28 [4]	0:59.31 [6]	0:48.22 [6]	0:36.97 [6]	0:25.23 [5]	0:12.94 [4]	5.1L	0:36.97	+1
		Kelsey Lenton		1000m	Overall	(0:08.97)	(0:11.09)	(0:11.25)	(0:11.74)	(0:12.29)	(0:12.94)			
5	4	DECORATIVE	6	67.6	0:09.12	1:08.45 [5]	0:59.33 [7]	0:48.46 [5]	0:37.21 [5]	0:25.35 [6]	0:12.99 [6]	6.1L	0:37.21	-3
		Jag Guthmann-Chester		1000m	Overall	(0:09.12)	(0:10.87)	(0:11.25)	(0:11.86)	(0:12.36)	(0:12.99)			
6	10	TOSSIT	1	69.8	0:08.73	1:08.66 [6]	0:59.93 [3]	0:49.13 [2]	0:37.80 [2]	0:26.04 [2]	0:13.55 [3]	7.1L	0:37.80	-2
		Hannah Richardson		1000m	Overall	(0:08.73)	(0:10.80)	(0:11.33)	(0:11.76)	(0:12.49)	(0:13.55)			
7	7	CROATIAN QUEEN	7	66.8	0:08.62	1:10.00 [7]	1:01.38 [2]	0:50.23 [4]	0:38.95 [4]	0:26.98 [4]	0:14.00 [7]	14.9L	0:38.95	+4
		Olivia Kendal		1000m	Overall	(0:08.62)	(0:11.15)	(0:11.28)	(0:11.97)	(0:12.98)	(0:14.00)			

Scratched: Kabukicho (#5), Plea (#6), Leucaena (#12), Suspicious Love (#8), Elemiss (#11)





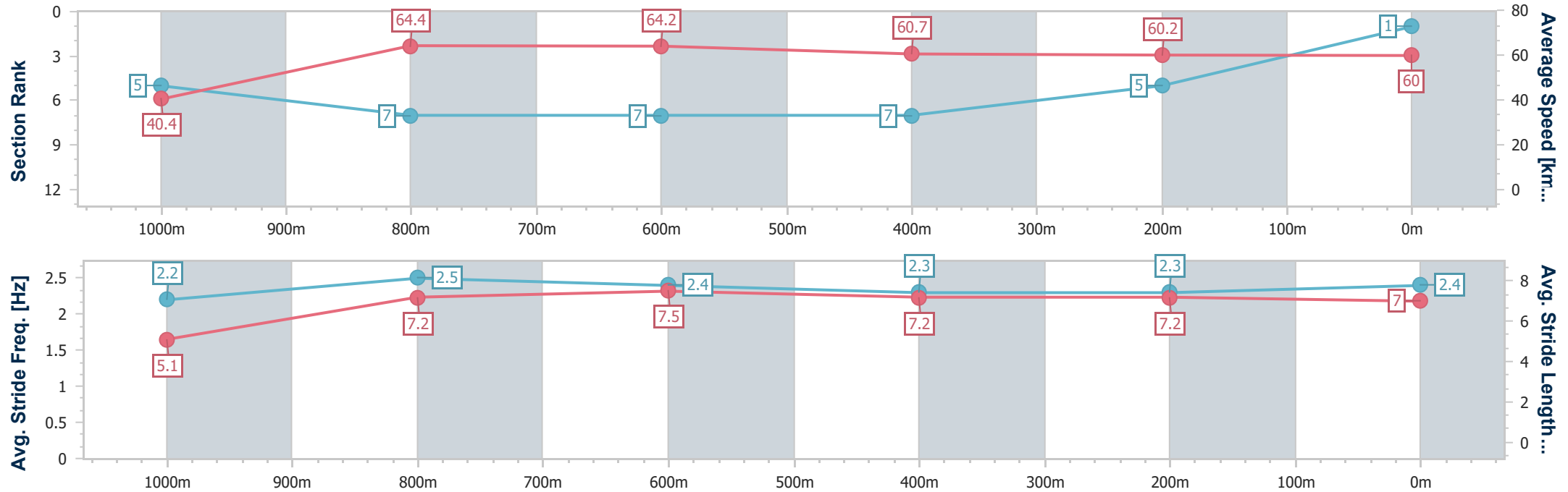
Horse/Jockey Name	Just Cliffy
Final Rank	1
Fastest Section Time (Section)	0:08.91 (Overall)
Top Speed [km/h] (Section)	65.7 (800m)
Race State	Finished



Toowoomba QLD Professional  
Race 6: SUBZERO AIRCONDITIONING QTIS Three-Year-Old  
Maiden Handicap - 1100m  
08 March 2025 - 14:58  
Track Rating: Soft 5, Weather: Overcast, Rail Position: +2m 800m-  
400m; +4m Remainder



Section	Overall	1000m	800m	600m	400m	200m								
Section Times	1:07.39 [1] (0:08.91)	0:58.48 [5] (0:11.26)	0:47.22 [7] (0:11.29)	0:35.93 [7] (0:11.86)	0:24.07 [7] (0:12.07)	0:12.00 [5] (0:12.00)								
Average Speed [km/h]	40.4	64.4	64.2	60.7	60.2	60.0								
Top Speed [km/h]	62.5	65.5	65.7	63.3	61.1	61.1								
Avg. Dist. to Rail [m]	4.0	1.2	0.8	0.7	1.6	2.2								
Avg. Stride Freq. [Hz]	2.2	2.5	2.4	2.3	2.3	2.4								
Avg. Stride Length [m]	5.1	7.2	7.5	7.2	7.2	7.0								



[ ] Ranking at each section and finish  
- - - - No data available at this section  
NA No data available



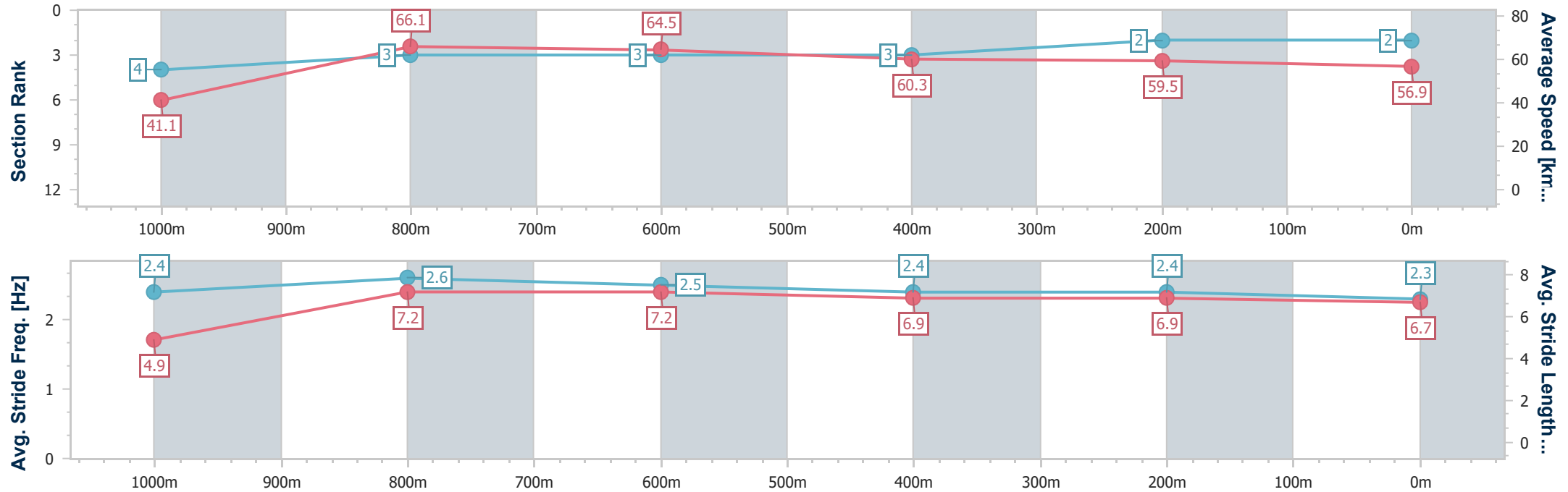
Horse/Jockey Name	Upstart Lover
Final Rank	2
Fastest Section Time (Section)	0:08.76 (Overall)
Top Speed [km/h] (Section)	68.8 (1000m)
Race State	Finished



Toowoomba QLD Professional  
Race 6: SUBZERO AIRCONDITIONING QTIS Three-Year-Old  
Maiden Handicap - 1100m  
08 March 2025 - 14:58  
Track Rating: Soft 5, Weather: Overcast, Rail Position: +2m 800m-  
400m; +4m Remainder



Section	Overall	1000m	800m	600m	400m	200m								
Section Times	1:07.74 [2] (0:08.76)	0:58.98 [4] (0:10.95)	0:48.03 [3] (0:11.23)	0:36.80 [3] (0:11.92)	0:24.88 [3] (0:12.14)	0:12.74 [2] (0:12.74)								
Average Speed [km/h]	41.1	66.1	64.5	60.3	59.5	56.9								
Top Speed [km/h]	64.7	68.8	66.0	63.7	60.2	58.8								
Avg. Dist. to Rail [m]	4.0	0.9	1.1	0.9	0.6	0.8								
Avg. Stride Freq. [Hz]	2.4	2.6	2.5	2.4	2.4	2.3								
Avg. Stride Length [m]	4.9	7.2	7.2	6.9	6.9	6.7								



- [ ] Ranking at each section and finish
- .-.- No data available at this section
- NA No data available



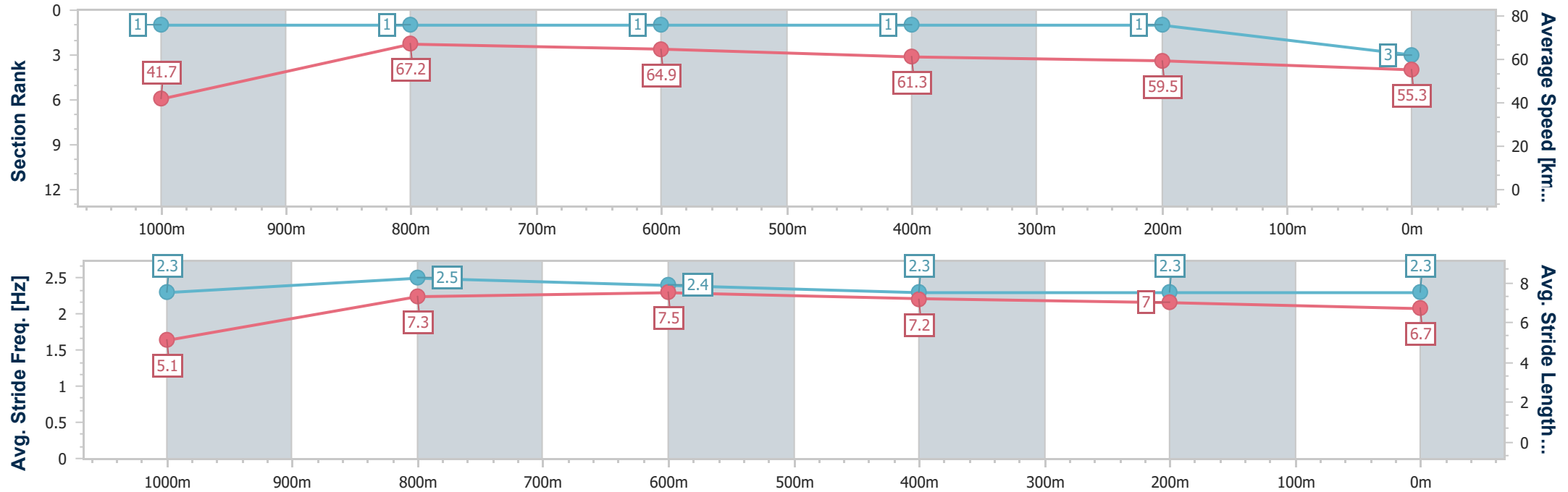
Horse/Jockey Name	Ceekay's Choice
Final Rank	3
Fastest Section Time (Section)	0:08.60 (Overall)
Top Speed [km/h] (Section)	68.2 (1000m)
Race State	Finished



Toowoomba QLD Professional  
Race 6: SUBZERO AIRCONDITIONING QTIS Three-Year-Old  
Maiden Handicap - 1100m  
08 March 2025 - 14:58  
Track Rating: Soft 5, Weather: Overcast, Rail Position: +2m 800m-  
400m; +4m Remainder



Section	Overall	1000m	800m	600m	400m	200m								
Section Times	1:07.80 [3] (0:08.60)	0:59.20 [1] (0:10.88)	0:48.32 [1] (0:11.26)	0:37.06 [1] (0:11.87)	0:25.19 [1] (0:12.12)	0:13.07 [1] (0:13.07)								
Average Speed [km/h]	41.7	67.2	64.9	61.3	59.5	55.3								
Top Speed [km/h]	66.9	68.2	67.0	63.4	60.9	58.5								
Avg. Dist. to Rail [m]	2.5	2.8	2.6	1.3	0.4	0.3								
Avg. Stride Freq. [Hz]	2.3	2.5	2.4	2.3	2.3	2.3								
Avg. Stride Length [m]	5.1	7.3	7.5	7.2	7.0	6.7								





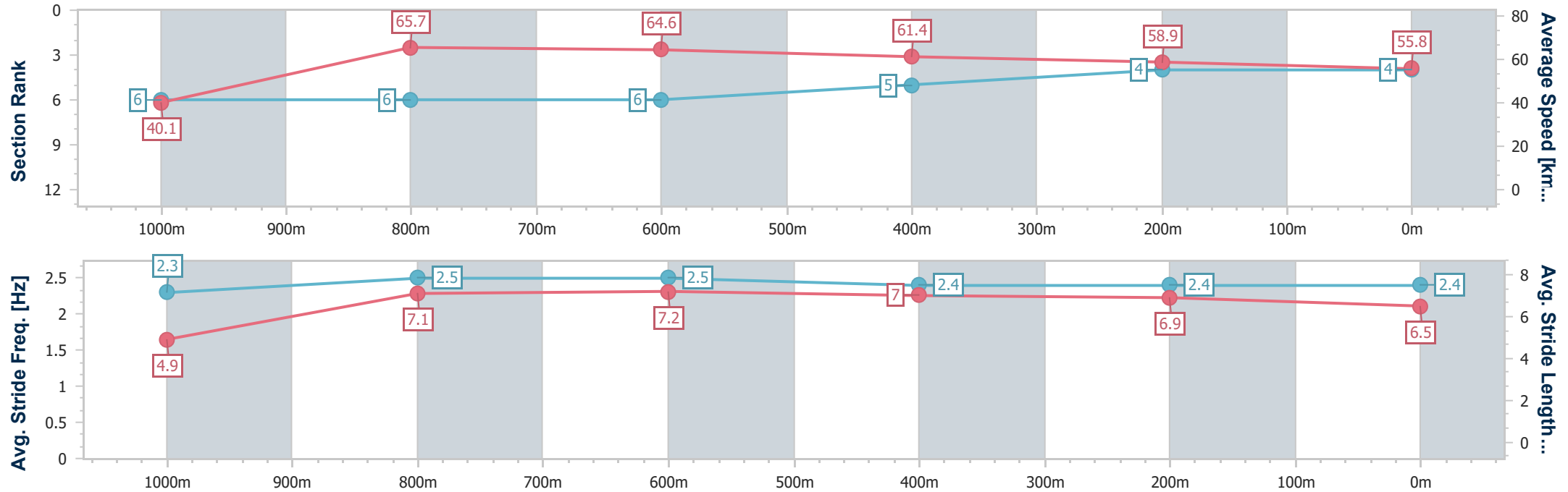
Horse/Jockey Name	Soul Brother
Final Rank	4
Fastest Section Time (Section)	0:08.97 (Overall)
Top Speed [km/h] (Section)	68.6 (1000m)
Race State	Finished



Toowoomba QLD Professional  
Race 6: SUBZERO AIRCONDITIONING QTIS Three-Year-Old  
Maiden Handicap - 1100m  
08 March 2025 - 14:58  
Track Rating: Soft 5, Weather: Overcast, Rail Position: +2m 800m-  
400m; +4m Remainder



Section	Overall	1000m	800m	600m	400m	200m							
Section Times	1:08.28 [4] (0:08.97)	0:59.31 [6] (0:11.09)	0:48.22 [6] (0:11.25)	0:36.97 [6] (0:11.74)	0:25.23 [5] (0:12.29)	0:12.94 [4] (0:12.94)							
Average Speed [km/h]	40.1	65.7	64.6	61.4	58.9	55.8							
Top Speed [km/h]	65.0	68.6	67.1	62.7	60.6	58.4							
Avg. Dist. to Rail [m]	5.8	2.2	1.9	1.3	0.8	1.5							
Avg. Stride Freq. [Hz]	2.3	2.5	2.5	2.4	2.4	2.4							
Avg. Stride Length [m]	4.9	7.1	7.2	7.0	6.9	6.5							





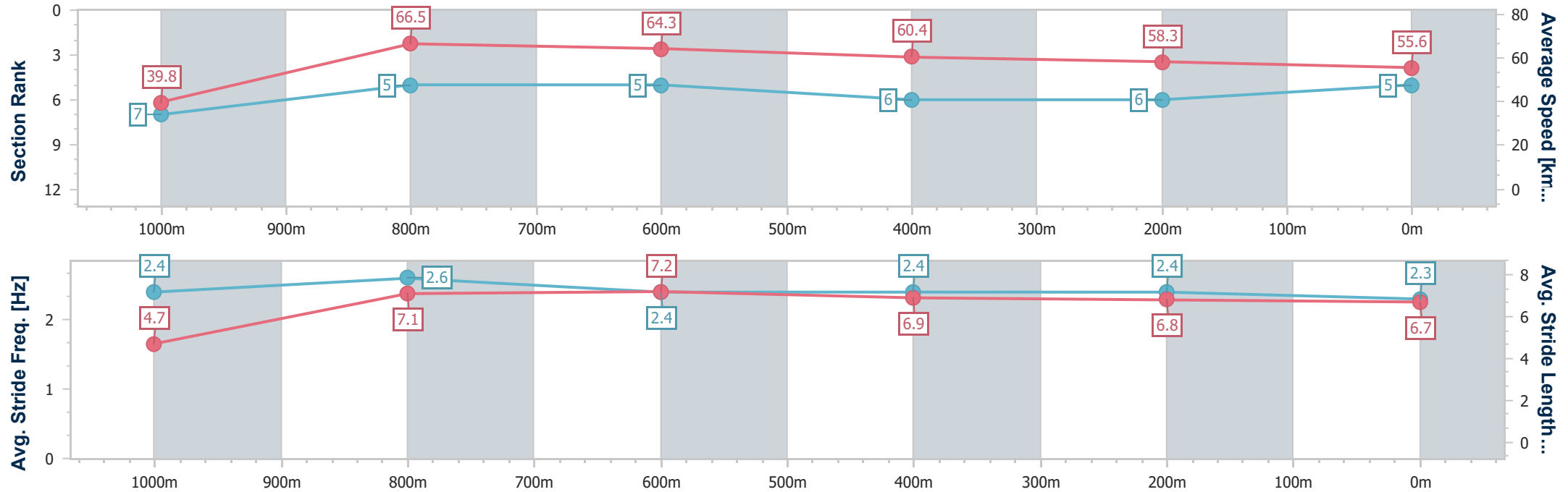
Horse/Jockey Name	Decorative
Final Rank	5
Fastest Section Time (Section)	0:09.12 (Overall)
Top Speed [km/h] (Section)	67.6 (1000m)
Race State	Finished



Toowoomba QLD Professional  
Race 6: SUBZERO AIRCONDITIONING QTIS Three-Year-Old  
Maiden Handicap - 1100m  
08 March 2025 - 14:58  
Track Rating: Soft 5, Weather: Overcast, Rail Position: +2m 800m-  
400m; +4m Remainder



Section	Overall	1000m	800m	600m	400m	200m							
Section Times	1:08.45 [5] (0:09.12)	0:59.33 [7] (0:10.87)	0:48.46 [5] (0:11.25)	0:37.21 [5] (0:11.86)	0:25.35 [6] (0:12.36)	0:12.99 [6] (0:12.99)							
Average Speed [km/h]	39.8	66.5	64.3	60.4	58.3	55.6							
Top Speed [km/h]	64.7	67.6	65.9	62.6	60.3	57.5							
Avg. Dist. to Rail [m]	4.1	0.6	0.3	1.6	1.6	0.2							
Avg. Stride Freq. [Hz]	2.4	2.6	2.4	2.4	2.4	2.3							
Avg. Stride Length [m]	4.7	7.1	7.2	6.9	6.8	6.7							





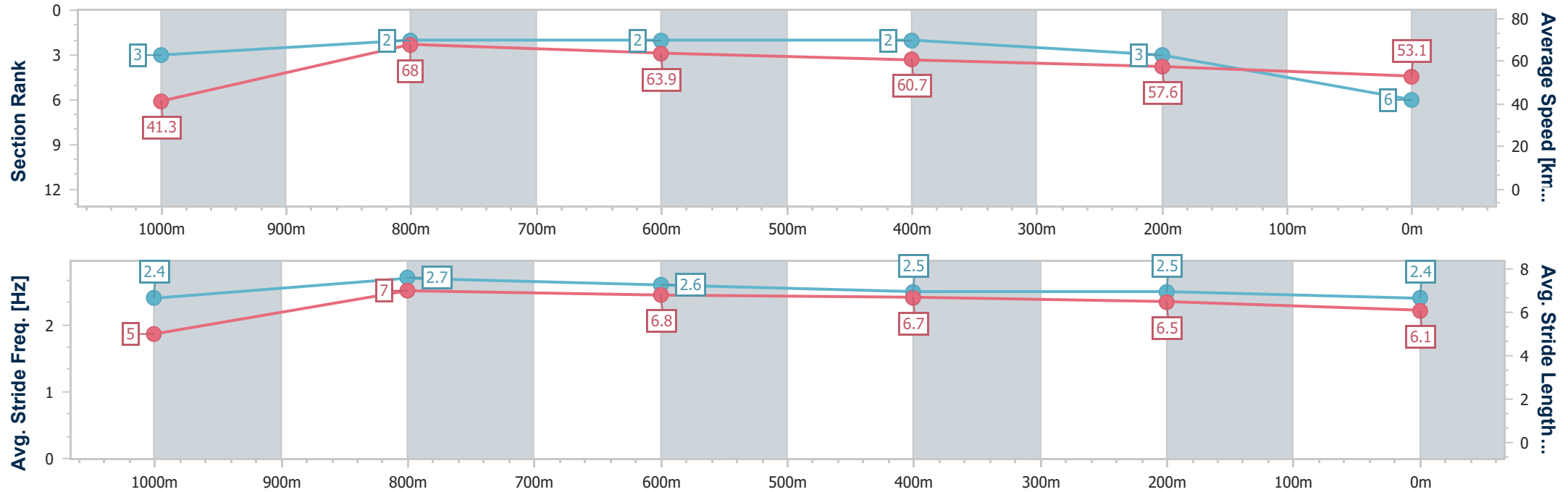
Horse/Jockey Name	Tossit
Final Rank	6
Fastest Section Time (Section)	0:08.73 (Overall)
Top Speed [km/h] (Section)	69.8 (1000m)
Race State	Finished



Toowoomba QLD Professional  
Race 6: SUBZERO AIRCONDITIONING QTIS Three-Year-Old  
Maiden Handicap - 1100m  
08 March 2025 - 14:58  
Track Rating: Soft 5, Weather: Overcast, Rail Position: +2m 800m-  
400m; +4m Remainder



Section	Overall	1000m	800m	600m	400m	200m							
Section Times	1:08.66 [6] (0:08.73)	0:59.93 [3] (0:10.80)	0:49.13 [2] (0:11.33)	0:37.80 [2] (0:11.76)	0:26.04 [2] (0:12.49)	0:13.55 [3] (0:13.55)							
Average Speed [km/h]	41.3	68.0	63.9	60.7	57.6	53.1							
Top Speed [km/h]	66.7	69.8	66.4	63.3	59.9	56.3							
Avg. Dist. to Rail [m]	2.3	2.8	0.6	2.9	2.0	0.6							
Avg. Stride Freq. [Hz]	2.4	2.7	2.6	2.5	2.5	2.4							
Avg. Stride Length [m]	5.0	7.0	6.8	6.7	6.5	6.1							





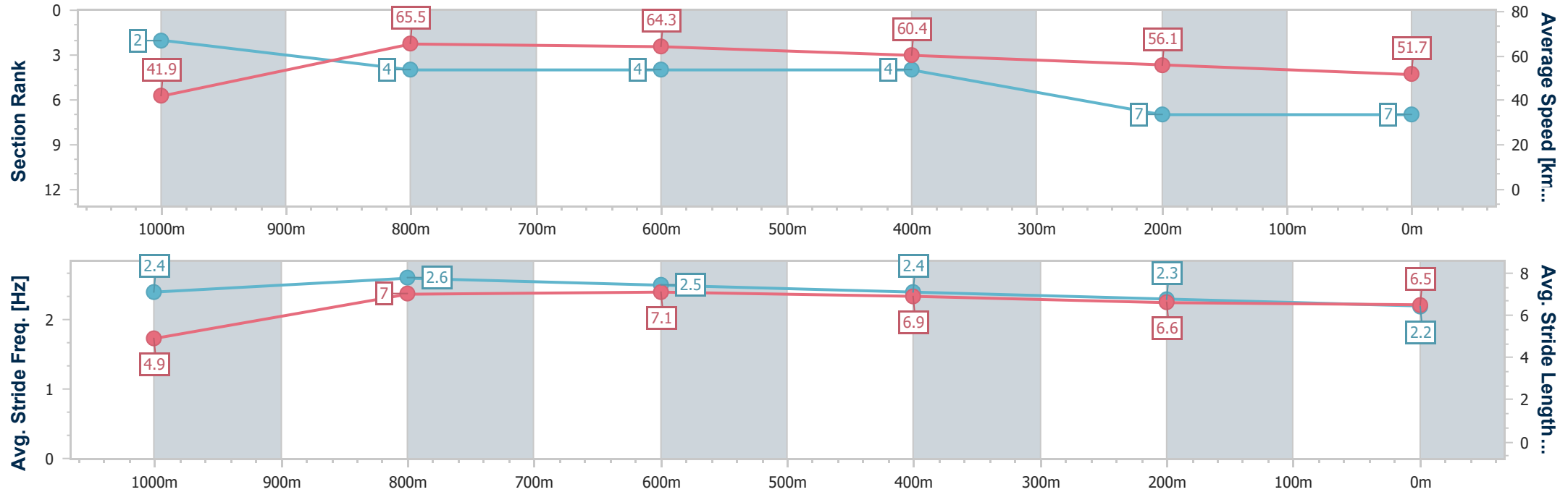
Horse/Jockey Name	Croatian Queen
Final Rank	7
Fastest Section Time (Section)	0:08.62 (Overall)
Top Speed [km/h] (Section)	66.8 (1000m)
Race State	Finished



Toowoomba QLD Professional  
Race 6: SUBZERO AIRCONDITIONING QTIS Three-Year-Old  
Maiden Handicap - 1100m  
08 March 2025 - 14:58  
Track Rating: Soft 5, Weather: Overcast, Rail Position: +2m 800m-  
400m; +4m Remainder



Section	Overall	1000m	800m	600m	400m	200m							
Section Times	1:10.00 [7] (0:08.62)	1:01.38 [2] (0:11.15)	0:50.23 [4] (0:11.28)	0:38.95 [4] (0:11.97)	0:26.98 [4] (0:12.98)	0:14.00 [7] (0:14.00)							
Average Speed [km/h]	41.9	65.5	64.3	60.4	56.1	51.7							
Top Speed [km/h]	65.1	66.8	65.4	63.3	58.7	54.5							
Avg. Dist. to Rail [m]	6.8	3.5	1.4	0.7	1.4	0.2							
Avg. Stride Freq. [Hz]	2.4	2.6	2.5	2.4	2.3	2.2							
Avg. Stride Length [m]	4.9	7.0	7.1	6.9	6.6	6.5							





Toowoomba QLD Professional  
Race 7: NEIL MANSELL CONCRETE Maiden Handicap - 870m  
08 March 2025 - 15:38



Track Rating: Soft 5, Weather: Overcast, Rail Position: +2m 800m-400m; +4m Remainder

Section						Overall	800m	600m	400m	200m	Last 600m			
Field Times						0:34.56 (0:00.00)	0:34.56 (0:00.31)	0:34.25 (0:11.05)	0:23.20 (0:11.39)	0:11.81 (0:11.81)	0:34.25			
Rank	TAB	Horse/Jockey	Barrier	Top Speed [km/h]	Fastest Section								Margin	Distance Travelled [m]
1	2	ARCTIC BEAR	1	68.7	0:00.41	0:34.56 [1]	0:34.56 [2]	0:34.15 [2]	0:23.13 [3]	0:11.81 [1]	0:34.56	0:34.15		
		Cobi Vitler		800m	800m	(0:00.00)	(0:00.41)	(0:11.02)	(0:11.32)	(0:11.81)				
2	7	PLEA	5	67.9	0:00.74	0:34.72 [2]	0:34.72 [7]	0:34.00 [6]	0:23.32 [2]	0:11.93 [2]	0.8L	0:34.00	-7	
		Kelsey Lenton		800m	800m	(0:00.00)	(0:00.74)	(0:10.68)	(0:11.39)	(0:11.93)				
3	3	BLANCH	4	69.1	0:00.31	0:34.95 [3]	0:34.95 [1]	0:34.64 [1]	0:23.59 [1]	0:12.11 [3]	2.1L	0:34.64	-1	
		Madeleine Wishart		800m	800m	(0:00.00)	(0:00.31)	(0:11.05)	(0:11.48)	(0:12.11)				
4	8	ROTHWEILER	7	68.0	0:00.80	0:34.97 [4]	0:34.97 [6]	0:34.18 [7]	0:23.23 [6]	0:11.87 [4]	2.2L	0:34.18	+0	
		Georgina Cartwright		800m	800m	(0:00.00)	(0:00.80)	(0:10.95)	(0:11.36)	(0:11.87)				
5	6	VERSION	2	68.0	0:00.03	0:35.11 [5]	0:35.08 [3]	0:34.46 [4]	0:23.41 [5]	0:12.00 [5]	3L	0:34.46	+0	
		Nozi Tomizawa		800m	Overall	(0:00.03)	(0:00.62)	(0:11.05)	(0:11.41)	(0:12.00)				
6	5	MAEVE	6	67.1	0:00.68	0:35.11 [6]	0:35.11 [3]	0:34.47 [3]	0:23.25 [7]	0:11.86 [7]	3.1L	0:34.47	+2	
		Les Tilley		800m	800m	(0:00.00)	(0:00.68)	(0:11.22)	(0:11.39)	(0:11.86)				
7	9	ALZURRI	3	67.6	0:00.01	0:35.30 [7]	0:35.29 [2]	0:33.91 [8]	0:22.96 [8]	0:11.61 [8]	4.1L	0:33.91	-3	
		Stacey Callow		600m	Overall	(0:00.01)	(0:01.38)	(0:10.95)	(0:11.35)	(0:11.61)				
8	4	FIFTH MAJOR	8	67.5	0:00.75	0:36.01 [8]	0:36.01 [5]	0:35.30 [5]	0:24.32 [4]	0:12.84 [6]	8.1L	0:35.30	+7	
		Luke Tarrant		800m	800m	(0:00.00)	(0:00.75)	(0:10.98)	(0:11.48)	(0:12.84)				

Scratched: Mr Handley (#10), Jucasi (#1)





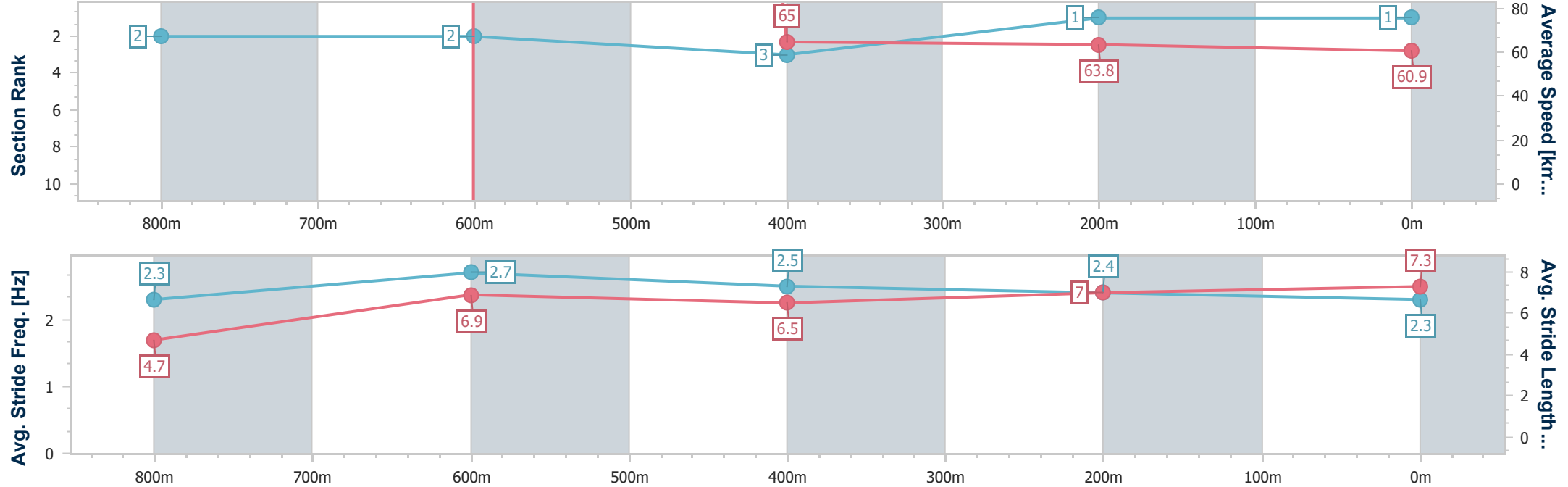
Horse/Jockey Name	Arctic Bear
Final Rank	1
Fastest Section Time (Section)	0:00.41 (800m)
Top Speed [km/h] (Section)	68.7 (800m)
Race State	Finished



Toowoomba QLD Professional  
Race 7: NEIL MANSELL CONCRETE Maiden Handicap - 870m  
08 March 2025 - 15:38  
Track Rating: Soft 5, Weather: Overcast, Rail Position: +2m 800m-400m; +4m Remainder



Section	Overall	800m	600m	400m	200m										
Section Times	0:34.56 [1] (0:00.00)	0:34.56 [2] (0:00.41)	0:34.15 [2] (0:11.02)	0:23.13 [3] (0:11.32)	0:11.81 [1] (0:11.81)										
Average Speed [km/h]	∞	1756.9	65.0	63.8	60.9										
Top Speed [km/h]	62.8	68.7	67.3	64.5	63.1										
Avg. Dist. to Rail [m]	2.6	0.9	1.0	1.1	1.3										
Avg. Stride Freq. [Hz]	2.3	2.7	2.5	2.4	2.3										
Avg. Stride Length [m]	4.7	6.9	6.5	7.0	7.3										





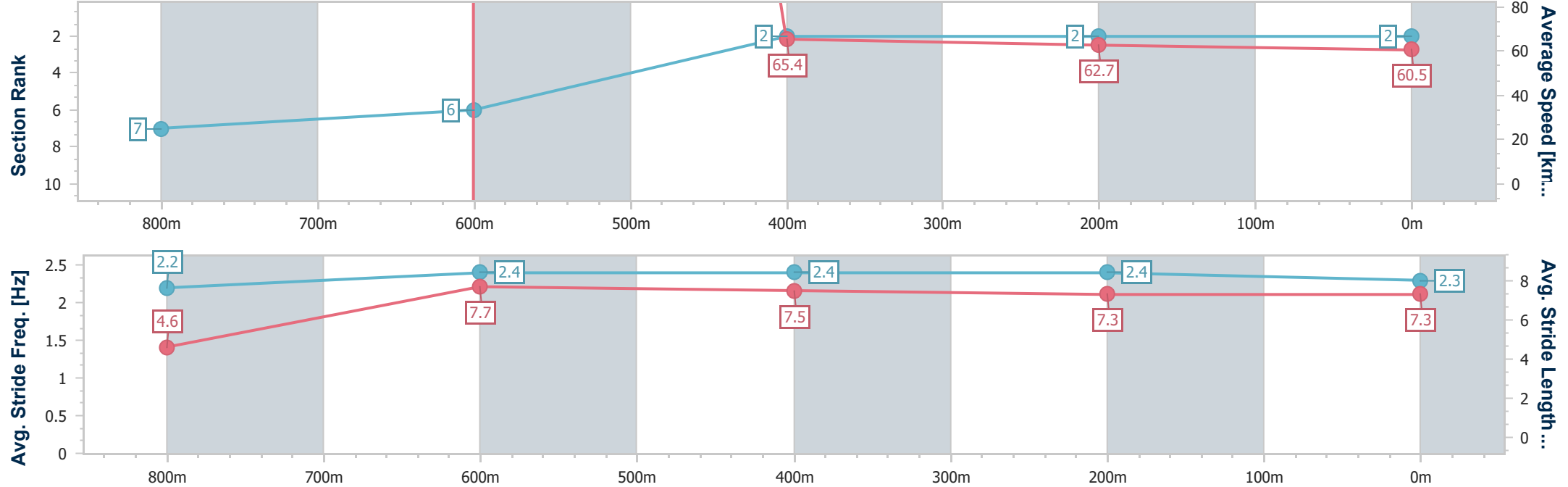
Horse/Jockey Name	Plea
Final Rank	2
Fastest Section Time (Section)	0:00.74 (800m)
Top Speed [km/h] (Section)	67.9 (800m)
Race State	Finished



Toowoomba QLD Professional  
Race 7: NEIL MANSELL CONCRETE Maiden Handicap - 870m  
08 March 2025 - 15:38  
Track Rating: Soft 5, Weather: Overcast, Rail Position: +2m 800m-400m; +4m Remainder



Section	Overall	800m	600m	400m	200m										
Section Times	0:34.72 [2] (0:00.00)	0:34.72 [7] (0:00.74)	0:34.00 [6] (0:10.68)	0:23.32 [2] (0:11.39)	0:11.93 [2] (0:11.93)										
Average Speed [km/h]	∞	971.5	65.4	62.7	60.5										
Top Speed [km/h]	62.1	67.9	67.0	63.7	62.4										
Avg. Dist. to Rail [m]	3.4	2.1	4.9	2.8	2.8										
Avg. Stride Freq. [Hz]	2.2	2.4	2.4	2.4	2.3										
Avg. Stride Length [m]	4.6	7.7	7.5	7.3	7.3										





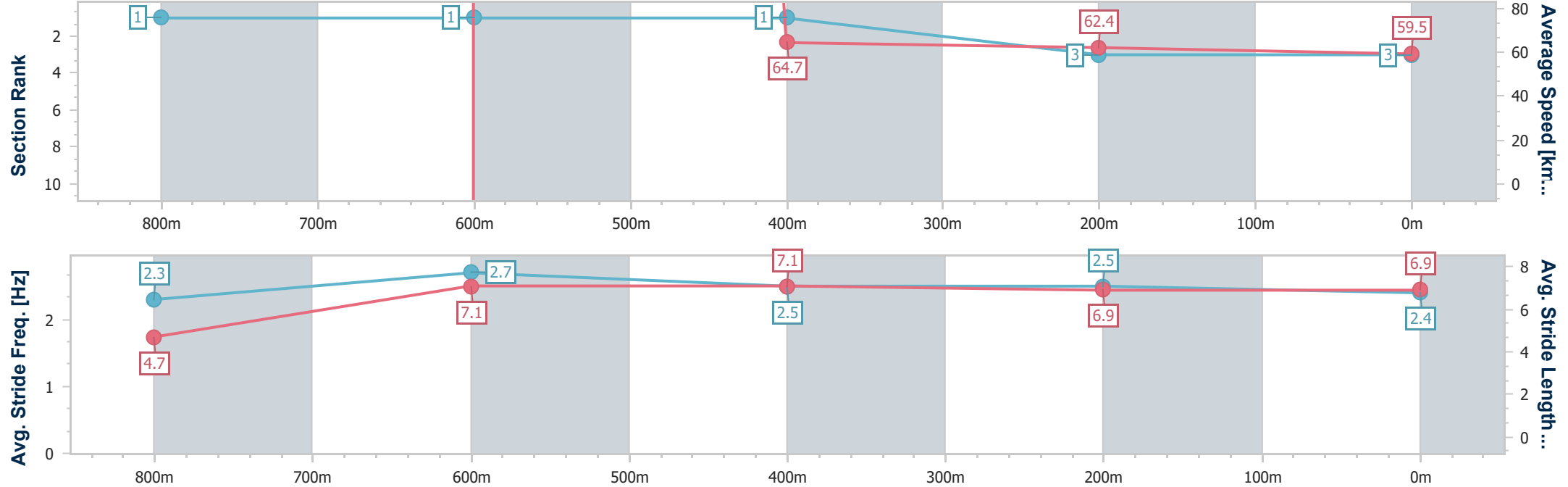
Horse/Jockey Name	Blanch
Final Rank	3
Fastest Section Time (Section)	0:00.31 (800m)
Top Speed [km/h] (Section)	69.1 (800m)
Race State	Finished



Toowoomba QLD Professional  
Race 7: NEIL MANSELL CONCRETE Maiden Handicap - 870m  
08 March 2025 - 15:38  
Track Rating: Soft 5, Weather: Overcast, Rail Position: +2m 800m-400m; +4m Remainder



Section	Overall	800m	600m	400m	200m										
Section Times	0:34.95 [3] (0:00.00)	0:34.95 [1] (0:00.31)	0:34.64 [1] (0:11.05)	0:23.59 [1] (0:11.48)	0:12.11 [3] (0:12.11)										
Average Speed [km/h]	∞	2329.7	64.7	62.4	59.5										
Top Speed [km/h]	64.0	69.1	66.7	63.7	61.6										
Avg. Dist. to Rail [m]	2.6	1.3	1.2	0.7	0.9										
Avg. Stride Freq. [Hz]	2.3	2.7	2.5	2.5	2.4										
Avg. Stride Length [m]	4.7	7.1	7.1	6.9	6.9										





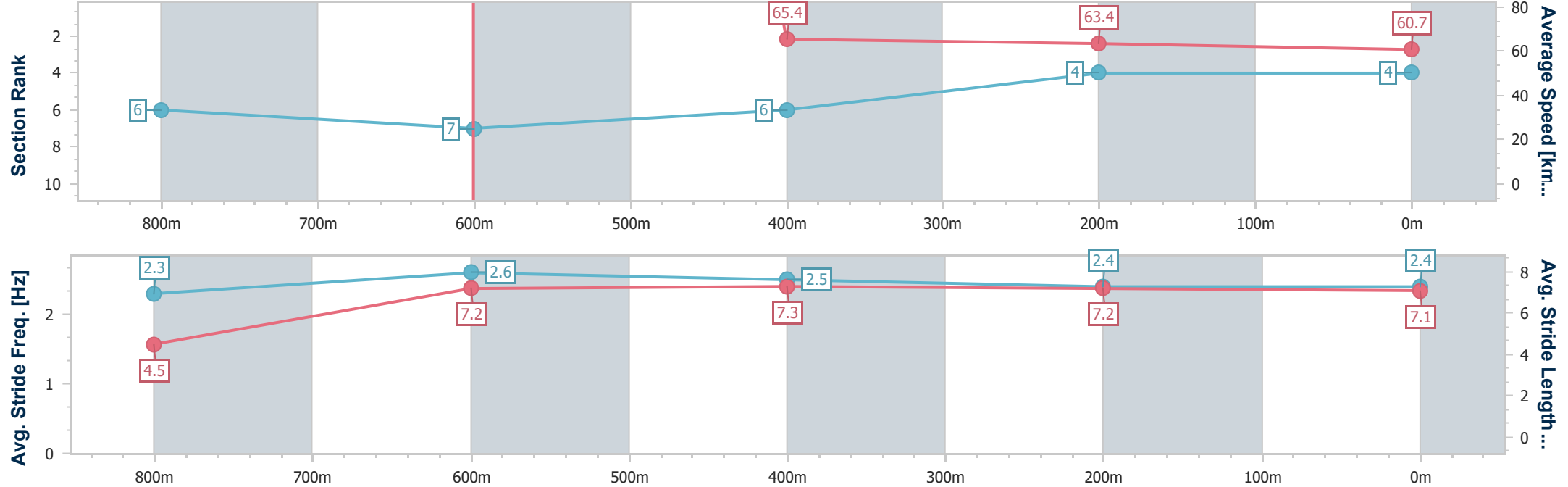
Horse/Jockey Name	Rothweiler
Final Rank	4
Fastest Section Time (Section)	0:00.80 (800m)
Top Speed [km/h] (Section)	68.0 (800m)
Race State	Finished



Toowoomba QLD Professional  
Race 7: NEIL MANSELL CONCRETE Maiden Handicap - 870m  
08 March 2025 - 15:38  
Track Rating: Soft 5, Weather: Overcast, Rail Position: +2m 800m-400m; +4m Remainder



Section	Overall	800m	600m	400m	200m										
Section Times	0:34.97 [4] (0:00.00)	0:34.97 [6] (0:00.80)	0:34.18 [7] (0:10.95)	0:23.23 [6] (0:11.36)	0:11.87 [4] (0:11.87)										
Average Speed [km/h]	∞	905.2	65.4	63.4	60.7										
Top Speed [km/h]	61.4	68.0	67.6	64.0	63.2										
Avg. Dist. to Rail [m]	4.5	2.5	1.0	0.7	1.1										
Avg. Stride Freq. [Hz]	2.3	2.6	2.5	2.4	2.4										
Avg. Stride Length [m]	4.5	7.2	7.3	7.2	7.1										



- [ ] Ranking at each section and finish
- .-.- No data available at this section
- NA No data available



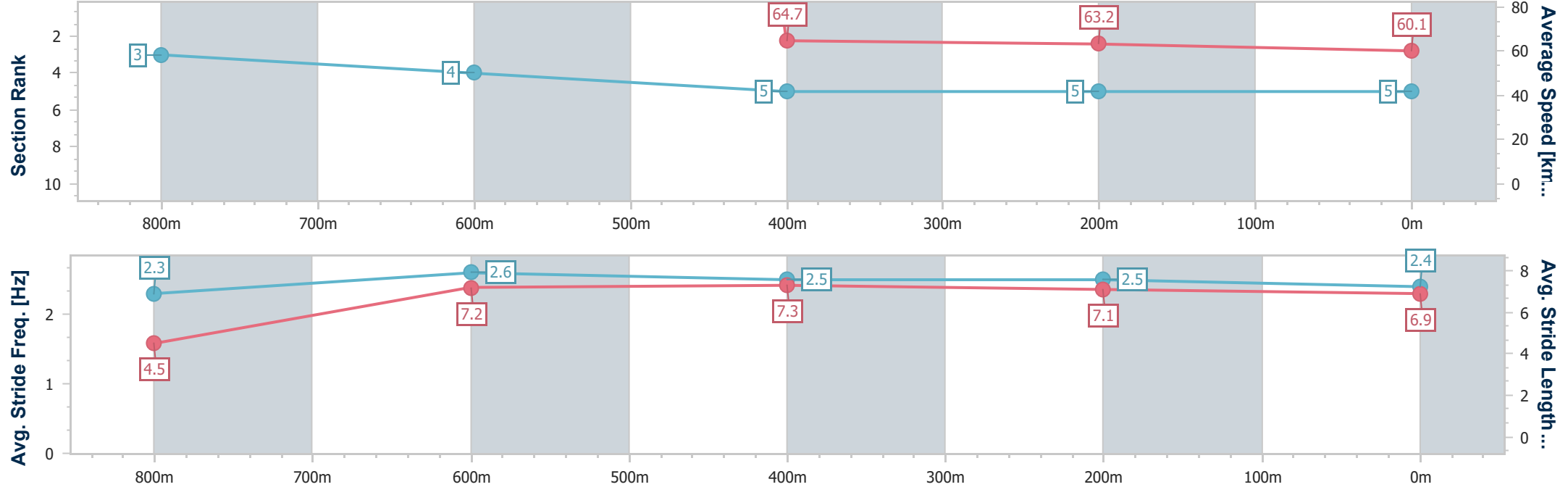
Horse/Jockey Name	Version
Final Rank	5
Fastest Section Time (Section)	0:00.03 (Overall)
Top Speed [km/h] (Section)	68.0 (800m)
Race State	Finished



Toowoomba QLD Professional  
Race 7: NEIL MANSELL CONCRETE Maiden Handicap - 870m  
08 March 2025 - 15:38  
Track Rating: Soft 5, Weather: Overcast, Rail Position: +2m 800m-400m; +4m Remainder



Section	Overall	800m	600m	400m	200m										
Section Times	0:35.11 [5] (0:00.03)	0:35.08 [3] (0:00.62)	0:34.46 [4] (0:11.05)	0:23.41 [5] (0:11.41)	0:12.00 [5] (0:12.00)										
Average Speed [km/h]	8385.9	1165.4	64.7	63.2	60.1										
Top Speed [km/h]	62.6	68.0	66.6	64.1	61.9										
Avg. Dist. to Rail [m]	3.2	0.6	1.1	1.2	4.0										
Avg. Stride Freq. [Hz]	2.3	2.6	2.5	2.5	2.4										
Avg. Stride Length [m]	4.5	7.2	7.3	7.1	6.9										





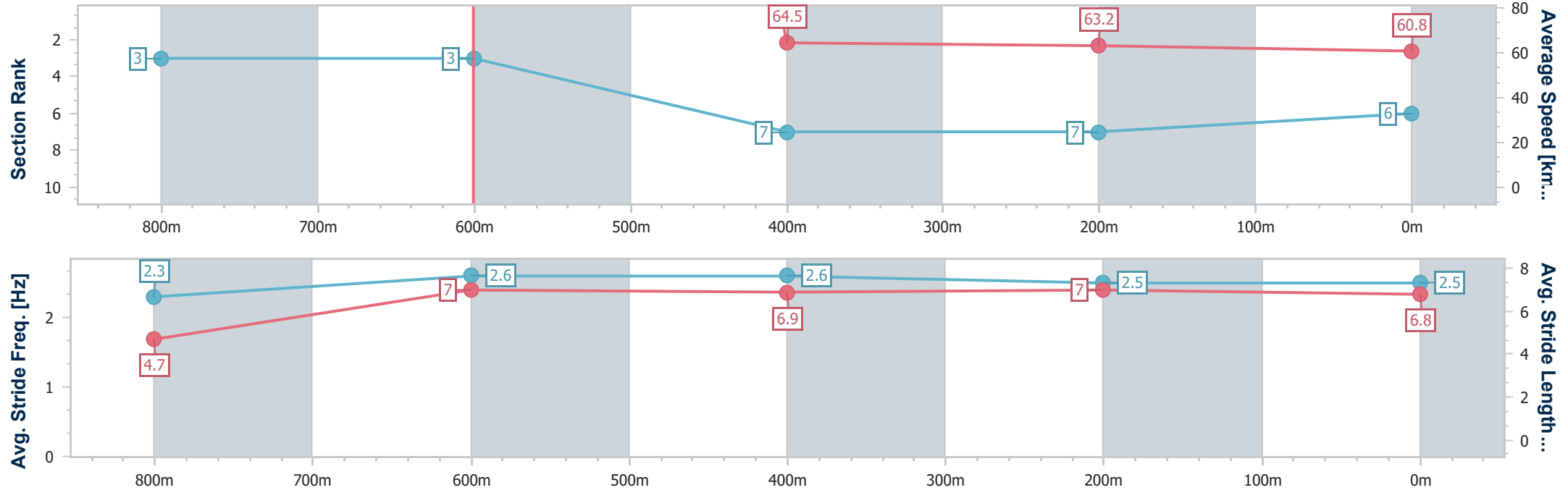
Horse/Jockey Name	Maeve
Final Rank	6
Fastest Section Time (Section)	0:00.68 (800m)
Top Speed [km/h] (Section)	67.1 (800m)
Race State	Finished



Toowoomba QLD Professional  
Race 7: NEIL MANSELL CONCRETE Maiden Handicap - 870m  
08 March 2025 - 15:38  
Track Rating: Soft 5, Weather: Overcast, Rail Position: +2m 800m-400m; +4m Remainder



Section	Overall	800m	600m	400m	200m										
Section Times	0:35.11 [6] (0:00.00)	0:35.11 [3] (0:00.68)	0:34.47 [3] (0:11.22)	0:23.25 [7] (0:11.39)	0:11.86 [7] (0:11.86)										
Average Speed [km/h]	∞	1064.6	64.5	63.2	60.8										
Top Speed [km/h]	62.4	67.1	67.0	64.4	62.2										
Avg. Dist. to Rail [m]	3.9	3.2	1.4	0.4	0.8										
Avg. Stride Freq. [Hz]	2.3	2.6	2.6	2.5	2.5										
Avg. Stride Length [m]	4.7	7.0	6.9	7.0	6.8										





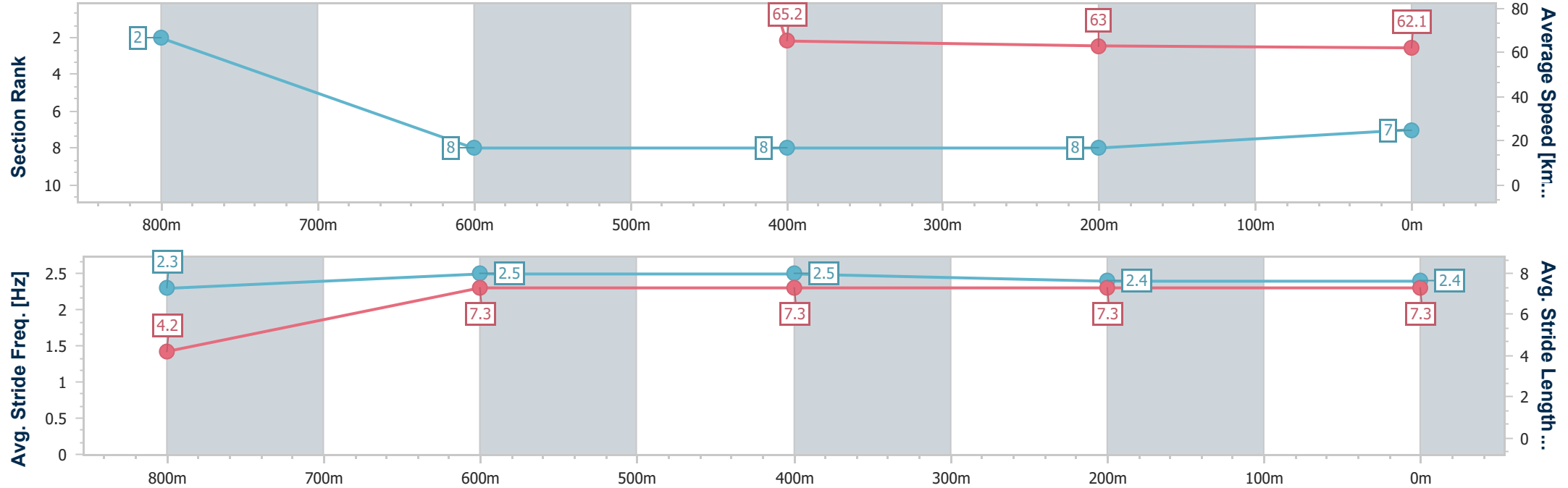
Horse/Jockey Name	Alzurri
Final Rank	7
Fastest Section Time (Section)	0:00.01 (Overall)
Top Speed [km/h] (Section)	67.6 (600m)
Race State	Finished



Toowoomba QLD Professional  
Race 7: NEIL MANSELL CONCRETE Maiden Handicap - 870m  
08 March 2025 - 15:38  
Track Rating: Soft 5, Weather: Overcast, Rail Position: +2m 800m-400m; +4m Remainder



Section	Overall	800m	600m	400m	200m										
Section Times	0:35.30 [7] (0:00.01)	0:35.29 [2] (0:01.38)	0:33.91 [8] (0:10.95)	0:22.96 [8] (0:11.35)	0:11.61 [8] (0:11.61)										
Average Speed [km/h]	25273.9	521.0	65.2	63.0	62.1										
Top Speed [km/h]	61.3	67.4	67.6	63.8	63.1										
Avg. Dist. to Rail [m]	2.1	1.0	1.6	1.3	1.8										
Avg. Stride Freq. [Hz]	2.3	2.5	2.5	2.4	2.4										
Avg. Stride Length [m]	4.2	7.3	7.3	7.3	7.3										





Horse/Jockey Name	Fifth Major
Final Rank	8
Fastest Section Time (Section)	0:00.75 (800m)
Top Speed [km/h] (Section)	67.5 (800m)
Race State	Finished



Toowoomba QLD Professional  
Race 7: NEIL MANSELL CONCRETE Maiden Handicap - 870m  
08 March 2025 - 15:38  
Track Rating: Soft 5, Weather: Overcast, Rail Position: +2m 800m-400m; +4m Remainder



Section	Overall	800m	600m	400m	200m										
Section Times	0:36.01 [8] (0:00.00)	0:36.01 [5] (0:00.75)	0:35.30 [5] (0:10.98)	0:24.32 [4] (0:11.48)	0:12.84 [6] (0:12.84)										
Average Speed [km/h]	∞	970.4	66.4	63.1	56.2										
Top Speed [km/h]	62.7	67.5	67.2	65.5	60.4										
Avg. Dist. to Rail [m]	6.8	5.1	2.8	2.3	2.7										
Avg. Stride Freq. [Hz]	2.3	2.6	2.6	2.6	2.4										
Avg. Stride Length [m]	4.5	7.1	7.0	6.8	6.6										

