Eagle Farm QLD Professional

Race 1: BECOME A BRC MEMBER QTIS Two-Year-Old Handicap - 1400m

19 April 2025 - 10:59

BRISBANE RACING CLUB

Track Rating: Soft 5, Weather: Fine, Rail Position: +3m Entire

Section	Overall	1200m	1000m	800m	600m	400m	Last 600m
Field Times	1:24.47 (0:13.15)	1:11.32 (0:11.73)	0:59.59 (0:12.00)	0:47.59 (0:12.28)	0:35.31 (0:11.97)	0:23.34 (0:11.59)	0:35.31

Rank	TAB	Horse/Jockey	Barrier	Top Speed [km/h]	Fastest Section	Overall	1200m	1000m	800m	600m	400m	Last 600m	Distance Travelled [m]
1	1	**NAVY PILOT**	4	66.2	0:11.00	1:24.47 [1]	1:10.75 [5]	0:59.15 [5]	0:47.08 [5]	0:34.84 [5]	0:22.75 [5]	0:34.84	
		Ryan Maloney		400m	400m	(0:13.72)	(0:11.60)	(0:12.07)	(0:12.24)	(0:12.09)	(0:11.00)		
2	3	**FREDDIE BASSETT**	10	66.5	0:11.08	1:24.81 [2]	1:10.79 [7]	0:59.13 [7]	0:46.90 [7]	0:34.86 [7]	0:22.69 [7]	0:34.86	+2
		Kyle Wilson-Taylor		400m	400m	(0:14.02)	(0:11.66)	(0:12.23)	(0:12.04)	(0:12.17)	(0:11.08)		
3	6	**ON POINT PIXIE**	1	64.7	0:11.30	1:24.85 [3]	1:11.29 [4]	0:59.87 [2]	0:47.75 [4]	0:35.43 [4]	0:23.14 [4]	0:35.43	+3
		Damien Thornton		400m	400m	(0:13.56)	(0:11.42)	(0:12.12)	(0:12.32)	(0:12.29)	(0:11.30)		
4	5	**TEN PINS**	7	66.3	0:11.63	1:25.10 [4]	1:11.95 [1]	1:00.22 [1]	0:48.03 [3]	0:35.94 [1]	0:23.97 [1]	0:35.94	-31
		Justin Stanley		Overall	400m	(0:13.15)	(0:11.73)	(0:12.19)	(0:12.09)	(0:11.97)	(0:11.63)		
5	7	**BLINDING SPEED**	3	63.9	0:11.57	1:25.49 [5]	1:12.08 [2]	1:00.51 [3]	0:48.51 [2]	0:36.21 [3]	0:23.84 [3]	0:36.21	-3
		Michael Rodd		Overall	1200m	(0:13.41)	(0:11.57)	(0:12.00)	(0:12.30)	(0:12.37)	(0:11.57)		
6	8	**PARADISE AS USUAL**	9	64.9	0:11.44	1:25.59 [6]	1:11.44 [8]	0:59.74 [8]	0:47.42 [8]	0:35.38 [8]	0:23.42 [8]	0:35.38	-4
		Winona Costin		400m	400m	(0:14.15)	(0:11.70)	(0:12.32)	(0:12.04)	(0:11.96)	(0:11.44)		
7	9	**PEQUENA DIVA**	2	63.7	0:11.55	1:26.21 [7]	1:12.25 [6]	1:00.70 [6]	0:48.56 [6]	0:36.49 [6]	0:24.40 [6]	0:36.49	-4
		Taylor Marshall		400m	1200m	(0:13.96)	(0:11.55)	(0:12.14)	(0:12.07)	(0:12.09)	(0:11.58)		
8	2	**RED CODE**	8	65.1	0:11.58	1:26.41 [8]	1:13.00 [3]	1:01.42 [4]	0:49.53 [1]	0:37.19 [2]	0:24.98 [2]	0:37.19	-1
		Jag Guthmann-Chester		1000m	1200m	(0:13.41)	(0:11.58)	(0:11.89)	(0:12.34)	(0:12.21)	(0:11.86)		

Scratched: Pacific Nova (#4), Son Of A Lie (#10)

[ ]	Ranking at each section and finish	**SCN**	Saddle cloth number
-:--.--	No data available at this section	**DNF**	Did not finish
NA	No data available	**DNT**	Did not track

data processed by TRIPLESDATA

Eagle Farm QLD Professional

Race 1: BECOME A BRC MEMBER QTIS Two-Year-Old Handicap - 1400m

19 April 2025 - 10:59

BRISBANE RACING CLUB

Track Rating: Soft 5, Weather: Fine, Rail Position: +3m Entire

Section	200m	Last 600m
Field Times	0:11.75 (0:11.75)	0:35.31

Rank	TAB	Horse/Jockey	Barrier	Top Speed [km/h]	Fastest Section		Margin		Distance Travelled [m]
1	1	**NAVY PILOT**	4	66.2	0:11.00	0:11.75 [1]	1:24.47	0:34.84	
		Ryan Maloney		400m	400m	(0:11.75)			
2	3	**FREDDIE BASSETT**	10	66.5	0:11.08	0:11.61 [4]	1.99L	0:34.86	+2
		Kyle Wilson-Taylor		400m	400m	(0:11.61)			
3	6	**ON POINT PIXIE**	1	64.7	0:11.30	0:11.84 [3]	2.23L	0:35.43	+3
		Damien Thornton		400m	400m	(0:11.84)			
4	5	**TEN PINS**	7	66.3	0:11.63	0:12.34 [2]	3.69L	0:35.94	-31
		Justin Stanley		Overall	400m	(0:12.34)			
5	7	**BLINDING SPEED**	3	63.9	0:11.57	0:12.27 [5]	6.01L	0:36.21	-3
		Michael Rodd		Overall	1200m	(0:12.27)			
6	8	**PARADISE AS USUAL**	9	64.9	0:11.44	0:11.98 [8]	6.59L	0:35.38	-4
		Winona Costin		400m	400m	(0:11.98)			
7	9	**PEQUENA DIVA**	2	63.7	0:11.55	0:12.82 [7]	10.24L	0:36.49	-4
		Taylor Marshall		400m	1200m	(0:12.82)			
8	2	**RED CODE**	8	65.1	0:11.58	0:13.12 [6]	11.4L	0:37.19	-1
		Jag Guthmann-Chester		1000m	1200m	(0:13.12)			

Scratched: Pacific Nova (#4), Son Of A Lie (#10)

[ ]	Ranking at each section and finish	**SCN**	Saddle cloth number
-:--.--	No data available at this section	**DNF**	Did not finish
NA	No data available	**DNT**	Did not track

data processed by TRIPLESDATA

Horse/Jockey Name	Navy Pilot
Final Rank	1
Fastest Section Time (Section)	0:11.00 (400m)
Top Speed [km/h] (Section)	66.2 (400m)
Race State	Finished

TAB

Eagle Farm QLD Professional

Race 1: BECOME A BRC MEMBER QTIS Two-Year-Old Handicap - 1400m

19 April 2025 - 10:59

Track Rating: Soft 5, Weather: Fine, Rail Position: +3m Entire

BRISBANE RACING CLUB

Section	Overall	1200m	1000m	800m	600m	400m	200m
Section Times	1:24.47 [1] (0:13.72)	1:10.75 [5] (0:11.60)	0:59.15 [5] (0:12.07)	0:47.08 [5] (0:12.24)	0:34.84 [5] (0:12.09)	0:22.75 [5] (0:11.00)	0:11.75 [1] (0:11.75)
Average Speed [km/h]	52.9	62.2	61.2	60.2	61.1	65.4	61.1
Top Speed [km/h]	63.6	63.5	62.9	61.8	64.9	66.2	64.6
Avg. Dist. to Rail [m]	6.0	6.1	5.3	4.7	4.9	7.6	7.3
Avg. Stride Freq. [Hz]	2.2	2.3	2.3	2.3	2.3	2.4	2.3
Avg. Stride Length [m]	6.6	7.4	7.5	7.4	7.5	7.7	7.4

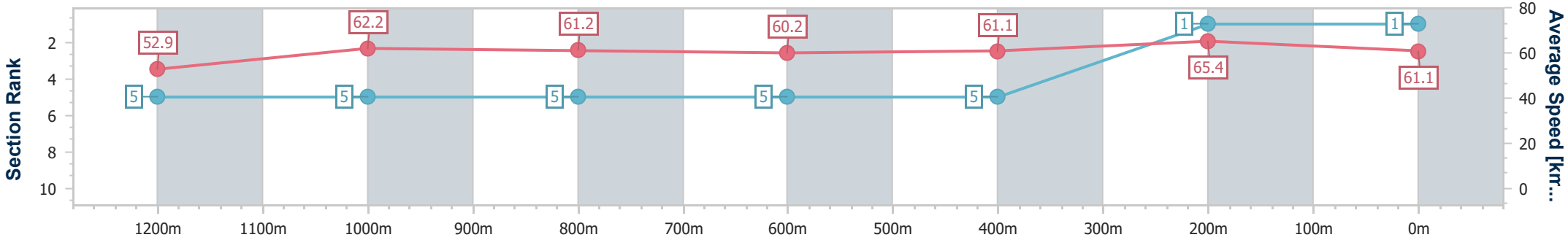

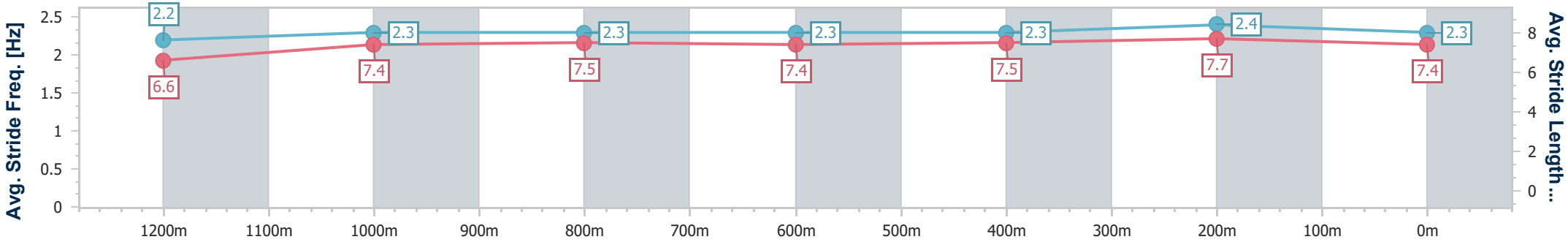

[ ]	Ranking at each section and finish
-:--.--	No data available at this section
NA	No data available

data processed by TRIPLESDATA

Horse/Jockey Name	Freddie Bassett
Final Rank	2
Fastest Section Time (Section)	0:11.08 (400m)
Top Speed [km/h] (Section)	66.5 (400m)
Race State	Finished

TAB

Eagle Farm QLD Professional

Race 1: BECOME A BRC MEMBER QTIS Two-Year-Old Handicap - 1400m

19 April 2025 - 10:59

Track Rating: Soft 5, Weather: Fine, Rail Position: +3m Entire

BRISBANE RACING CLUB

Section	Overall	1200m	1000m	800m	600m	400m	200m
Section Times	1:24.81 [2] (0:14.02)	1:10.79 [7] (0:11.66)	0:59.13 [7] (0:12.23)	0:46.90 [7] (0:12.04)	0:34.86 [7] (0:12.17)	0:22.69 [7] (0:11.08)	0:11.61 [4] (0:11.61)
Average Speed [km/h]	51.7	61.9	60.5	61.4	60.6	65.1	62.1
Top Speed [km/h]	62.5	62.3	62.2	62.3	64.3	66.5	63.9
Avg. Dist. to Rail [m]	7.7	5.5	5.7	5.3	4.8	7.3	8.2
Avg. Stride Freq. [Hz]	2.2	2.2	2.2	2.2	2.2	2.3	2.3
Avg. Stride Length [m]	6.6	7.9	7.8	7.9	7.7	7.8	7.5

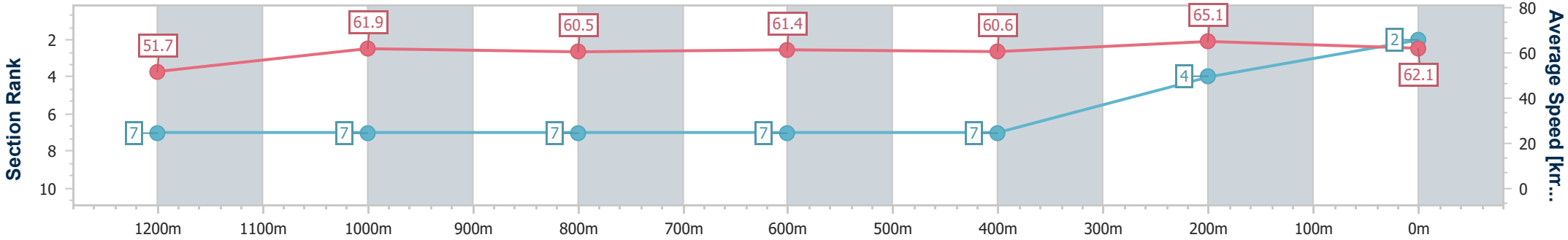

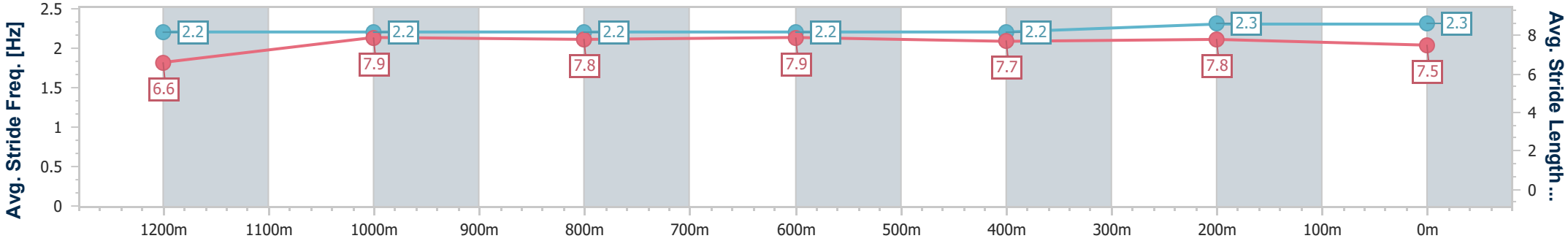

[ ]	Ranking at each section and finish
-:--.--	No data available at this section
NA	No data available

data processed by TRIPLESDATA

Horse/Jockey Name	On Point Pixie
Final Rank	3
Fastest Section Time (Section)	0:11.30 (400m)
Top Speed [km/h] (Section)	64.7 (400m)
Race State	Finished

TAB

Eagle Farm QLD Professional

Race 1: BECOME A BRC MEMBER QTIS Two-Year-Old Handicap - 1400m

19 April 2025 - 10:59

Track Rating: Soft 5, Weather: Fine, Rail Position: +3m Entire

BRISBANE RACING CLUB

Section	Overall	1200m	1000m	800m	600m	400m	200m
Section Times	1:24.85 [3] (0:13.56)	1:11.29 [4] (0:11.42)	0:59.87 [2] (0:12.12)	0:47.75 [4] (0:12.32)	0:35.43 [4] (0:12.29)	0:23.14 [4] (0:11.30)	0:11.84 [3] (0:11.84)
Average Speed [km/h]	53.2	63.2	60.7	60.5	60.7	63.8	60.7
Top Speed [km/h]	64.0	64.0	61.8	63.5	64.6	64.7	63.2
Avg. Dist. to Rail [m]	2.8	2.4	4.5	7.6	7.0	8.5	7.6
Avg. Stride Freq. [Hz]	2.3	2.4	2.3	2.3	2.3	2.4	2.4
Avg. Stride Length [m]	6.5	7.2	7.3	7.2	7.3	7.3	7.0

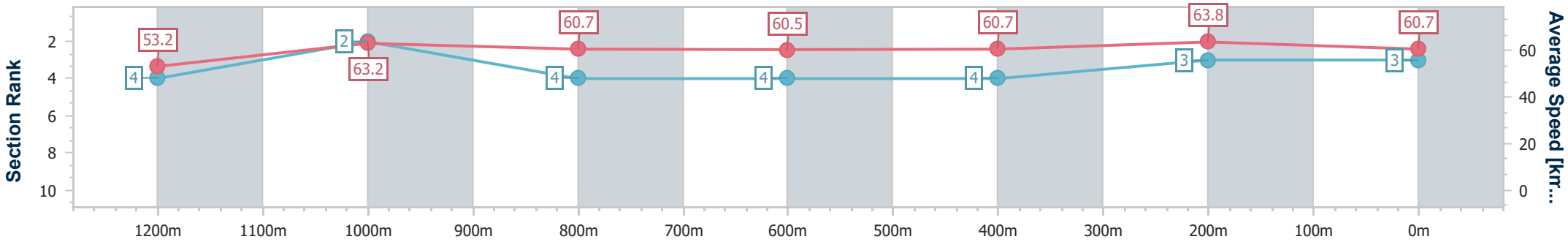

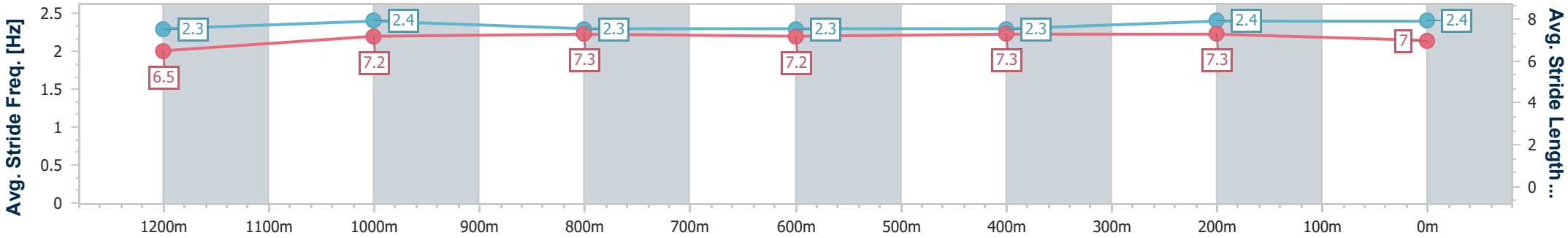

[ ]	Ranking at each section and finish
-:--.--	No data available at this section
NA	No data available

data processed by TRIPLESDATA

Horse/Jockey Name	Ten Pins
Final Rank	4
Fastest Section Time (Section)	0:11.63 (400m)
Top Speed [km/h] (Section)	66.3 (Overall)
Race State	Finished

TAB

Eagle Farm QLD Professional

Race 1: BECOME A BRC MEMBER QTIS Two-Year-Old Handicap - 1400m

19 April 2025 - 10:59

Track Rating: Soft 5, Weather: Fine, Rail Position: +3m Entire

BRISBANE RACING CLUB

Section	Overall	1200m	1000m	800m	600m	400m	200m
Section Times	1:25.10 [4] (0:13.15)	1:11.95 [1] (0:11.73)	1:00.22 [1] (0:12.19)	0:48.03 [3] (0:12.09)	0:35.94 [1] (0:11.97)	0:23.97 [1] (0:11.63)	0:12.34 [2] (0:12.34)
Average Speed [km/h]	54.8	61.5	58.6	57.6	57.9	62.0	58.2
Top Speed [km/h]	66.3	63.2	59.8	59.2	60.9	63.0	61.1
Avg. Dist. to Rail [m]	6.3	3.7	2.6	7.4	6.7	2.2	0.4
Avg. Stride Freq. [Hz]	2.5	2.4	2.4	2.3	2.4	2.5	2.4
Avg. Stride Length [m]	6.1	7.0	6.9	6.8	6.9	6.7	6.6

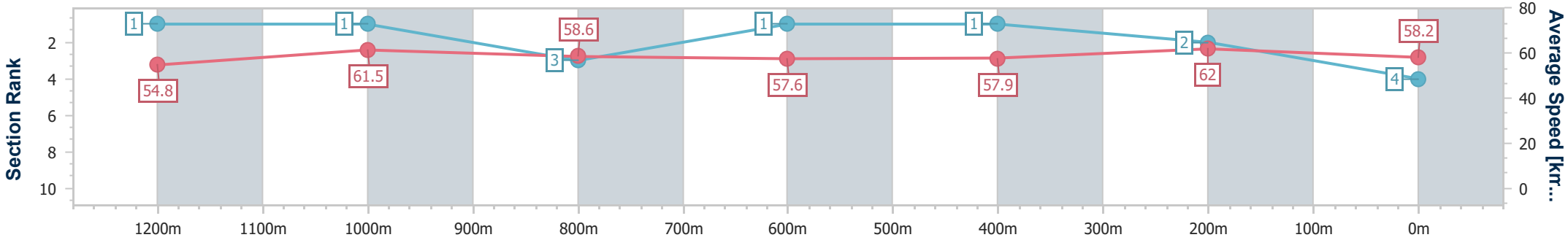

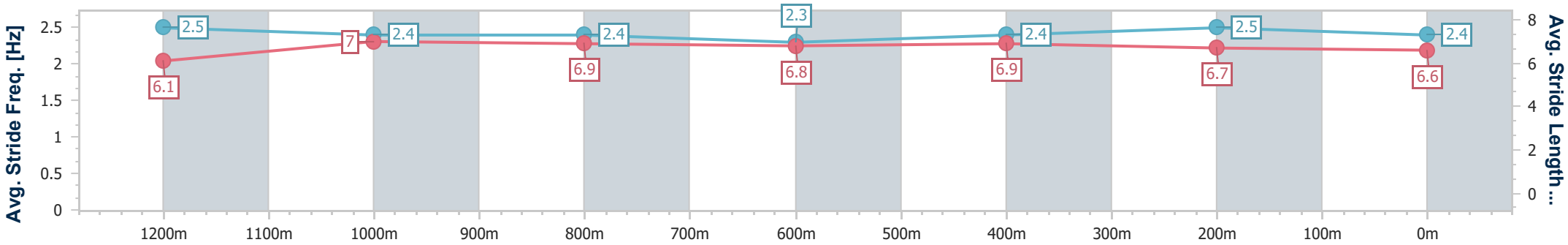

[ ]	Ranking at each section and finish
-:--.--	No data available at this section
NA	No data available

data processed by TRIPLESDATA

Horse/Jockey Name	Blinding Speed
Final Rank	5
Fastest Section Time (Section)	0:11.57 (1200m)
Top Speed [km/h] (Section)	63.9 (Overall)
Race State	Finished

TAB

Eagle Farm QLD Professional

Race 1: BECOME A BRC MEMBER QTIS Two-Year-Old Handicap - 1400m

19 April 2025 - 10:59

Track Rating: Soft 5, Weather: Fine, Rail Position: +3m Entire

BRISBANE RACING CLUB

Section	Overall	1200m	1000m	800m	600m	400m	200m
Section Times	1:25.49 [5] (0:13.41)	1:12.08 [2] (0:11.57)	1:00.51 [3] (0:12.00)	0:48.51 [2] (0:12.30)	0:36.21 [3] (0:12.37)	0:23.84 [3] (0:11.57)	0:12.27 [5] (0:12.27)
Average Speed [km/h]	54.0	62.3	60.9	59.2	60.1	62.1	58.8
Top Speed [km/h]	63.9	63.3	62.6	61.5	62.6	63.2	61.6
Avg. Dist. to Rail [m]	5.4	4.8	2.5	3.0	6.1	9.9	9.3
Avg. Stride Freq. [Hz]	2.4	2.3	2.3	2.3	2.3	2.4	2.4
Avg. Stride Length [m]	6.2	7.3	7.2	7.2	7.1	7.2	6.9

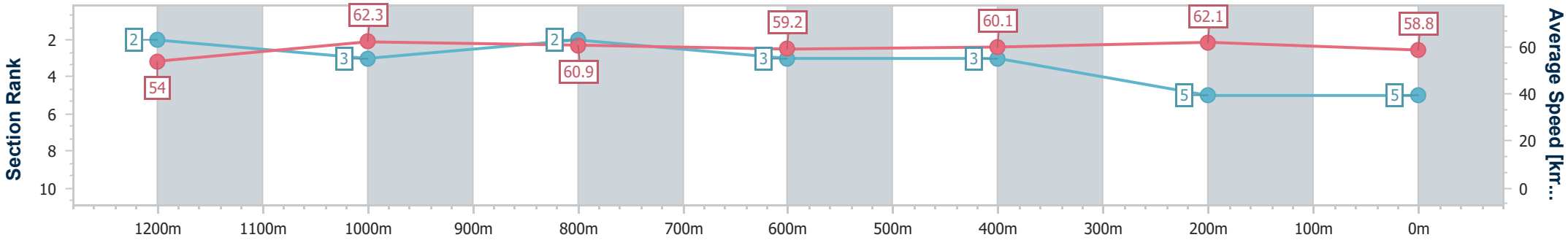

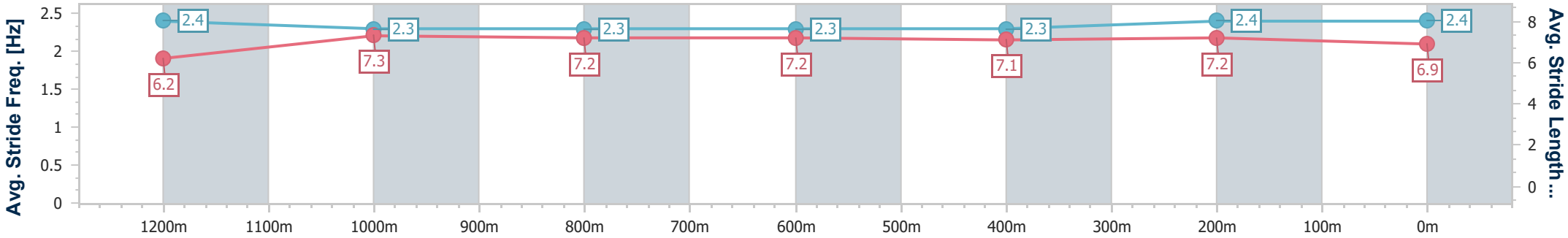

[ ]	Ranking at each section and finish
-:--.--	No data available at this section
NA	No data available

data processed by TRIPLESDATA

Horse/Jockey Name	Paradise As Usual
Final Rank	6
Fastest Section Time (Section)	0:11.44 (400m)
Top Speed [km/h] (Section)	64.9 (400m)
Race State	Finished

TAB

Eagle Farm QLD Professional

Race 1: BECOME A BRC MEMBER QTIS Two-Year-Old Handicap - 1400m

19 April 2025 - 10:59

Track Rating: Soft 5, Weather: Fine, Rail Position: +3m Entire

BRISBANE RACING CLUB

Section	Overall	1200m	1000m	800m	600m	400m	200m
Section Times	1:25.59 [6] (0:14.15)	1:11.44 [8] (0:11.70)	0:59.74 [8] (0:12.32)	0:47.42 [8] (0:12.04)	0:35.38 [8] (0:11.96)	0:23.42 [8] (0:11.44)	0:11.98 [8] (0:11.98)
Average Speed [km/h]	51.0	61.7	59.9	60.9	60.8	63.1	60.0
Top Speed [km/h]	62.7	63.2	61.7	62.9	63.7	64.9	62.7
Avg. Dist. to Rail [m]	6.0	5.0	4.4	3.7	2.4	6.9	8.4
Avg. Stride Freq. [Hz]	2.3	2.4	2.3	2.3	2.4	2.4	2.4
Avg. Stride Length [m]	6.1	7.2	7.1	7.2	7.1	7.3	7.0

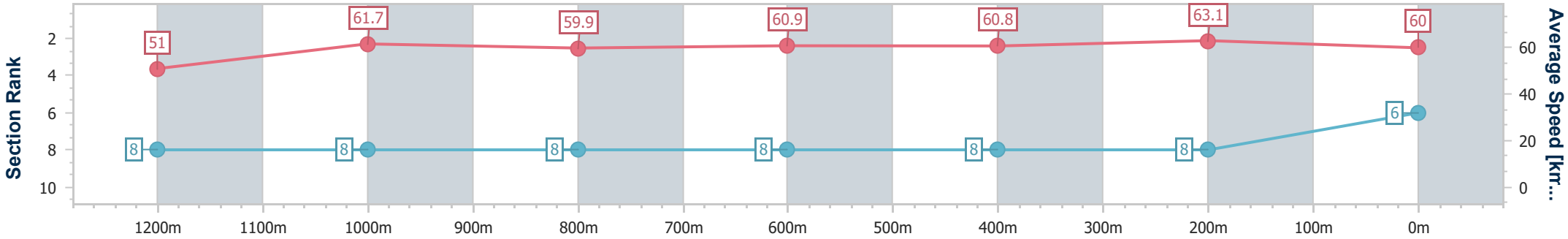

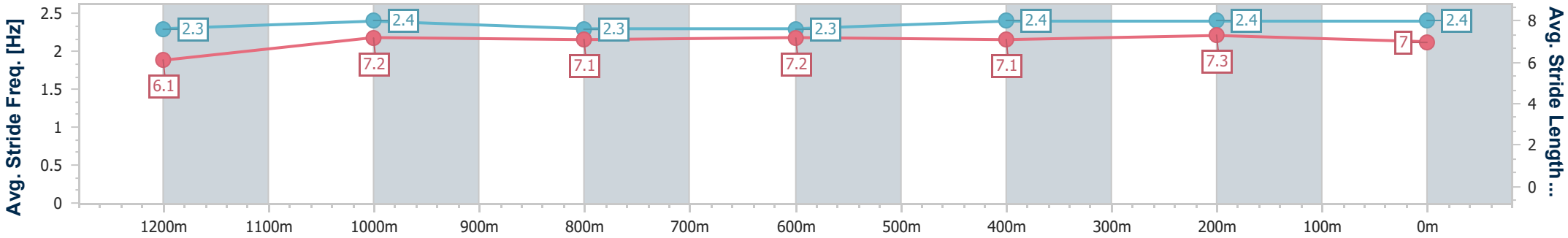

[ ]	Ranking at each section and finish
-:--.--	No data available at this section
NA	No data available

data processed by TRIPLESDATA

Horse/Jockey Name	Pequena Diva
Final Rank	7
Fastest Section Time (Section)	0:11.55 (1200m)
Top Speed [km/h] (Section)	63.7 (400m)
Race State	Finished

TAB

Eagle Farm QLD Professional

Race 1: BECOME A BRC MEMBER QTIS Two-Year-Old Handicap - 1400m

19 April 2025 - 10:59

Track Rating: Soft 5, Weather: Fine, Rail Position: +3m Entire

BRISBANE RACING CLUB

Section	Overall	1200m	1000m	800m	600m	400m	200m
Section Times	1:26.21 [7] (0:13.96)	1:12.25 [6] (0:11.55)	1:00.70 [6] (0:12.14)	0:48.56 [6] (0:12.07)	0:36.49 [6] (0:12.09)	0:24.40 [6] (0:11.58)	0:12.82 [7] (0:12.82)
Average Speed [km/h]	51.7	62.3	60.5	60.8	60.6	62.3	56.0
Top Speed [km/h]	61.8	63.2	62.9	62.8	62.5	63.7	60.4
Avg. Dist. to Rail [m]	3.8	3.6	3.5	3.8	3.8	5.4	5.2
Avg. Stride Freq. [Hz]	2.3	2.4	2.3	2.4	2.4	2.4	2.4
Avg. Stride Length [m]	6.2	7.2	7.2	7.0	7.1	7.1	6.5

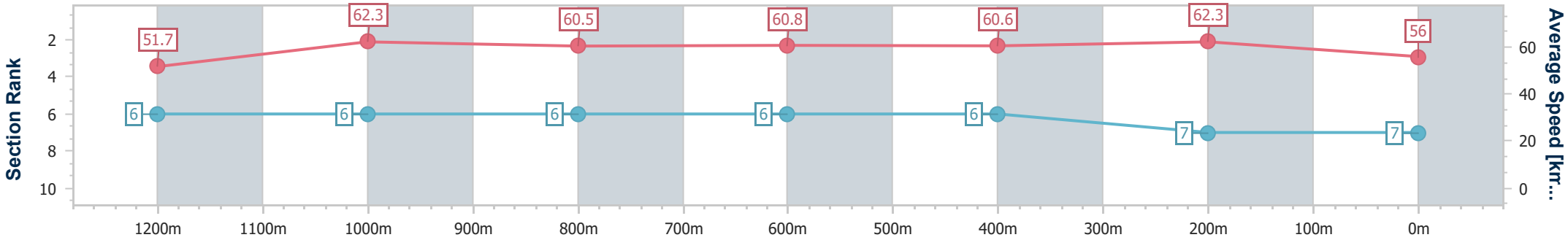

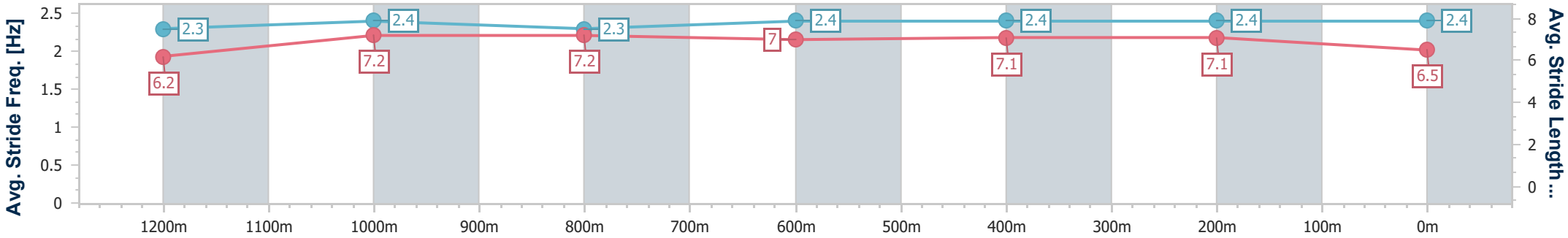

[ ]	Ranking at each section and finish
-:--.--	No data available at this section
NA	No data available

data processed by TRIPLESDATA

Horse/Jockey Name	Red Code
Final Rank	8
Fastest Section Time (Section)	0:11.58 (1200m)
Top Speed [km/h] (Section)	65.1 (1000m)
Race State	Finished

TAB

Eagle Farm QLD Professional

Race 1: BECOME A BRC MEMBER QTIS Two-Year-Old Handicap - 1400m

19 April 2025 - 10:59

Track Rating: Soft 5, Weather: Fine, Rail Position: +3m Entire

BRISBANE RACING CLUB

Section	Overall	1200m	1000m	800m	600m	400m	200m
Section Times	1:26.41 [8] (0:13.41)	1:13.00 [3] (0:11.58)	1:01.42 [4] (0:11.89)	0:49.53 [1] (0:12.34)	0:37.19 [2] (0:12.21)	0:24.98 [2] (0:11.86)	0:13.12 [6] (0:13.12)
Average Speed [km/h]	53.7	62.4	62.2	59.8	60.1	60.6	54.9
Top Speed [km/h]	64.6	64.1	65.1	63.4	62.6	62.6	59.1
Avg. Dist. to Rail [m]	7.0	5.4	5.0	5.2	3.8	4.2	3.5
Avg. Stride Freq. [Hz]	2.2	2.2	2.2	2.1	2.2	2.2	2.1
Avg. Stride Length [m]	6.7	7.9	7.8	7.8	7.7	7.6	7.3

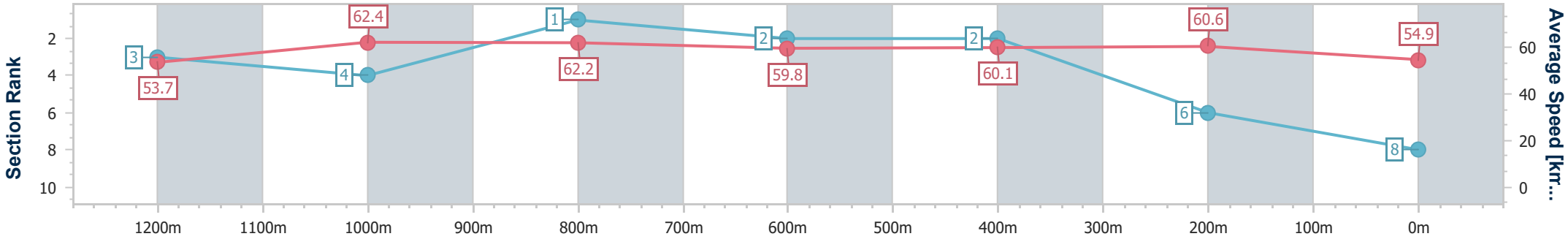

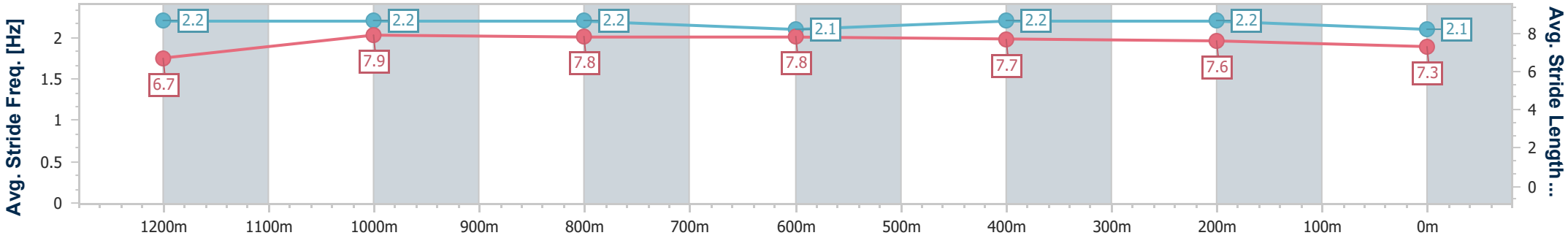

[ ]	Ranking at each section and finish
-:--.--	No data available at this section
NA	No data available

data processed by TRIPLESDATA

Eagle Farm QLD Professional

Race 2: XXXX SIDELINE BEER GARDEN 3 MAY BENCHMARK 90 Handicap - 2212m

19 April 2025 - 11:33

BRISBANE RACING CLUB

Track Rating: Soft 5, Weather: Fine, Rail Position: +3m Entire

Section	Overall	2000m	1800m	1600m	1400m	1200m	1000m	Last 600m
Field Times	2:16.64 (0:13.86)	2:02.78 (0:12.25)	1:50.53 (0:12.35)	1:38.18 (0:12.22)	1:25.96 (0:12.51)	1:13.45 (0:12.68)	1:00.77 (0:12.57)	0:35.90

Rank	TAB	Horse/Jockey	Barrier	Top Speed [km/h]	Fastest Section	Overall	2000m	1800m	1600m	1400m	1200m	1000m	Last 600m	Distance Travelled [m]
1	11	**PHILIPSBURG**	7	64.9	0:11.27	2:16.64 [1]	2:02.08 [11]	1:49.45 [11]	1:36.58 [11]	1:24.37 [11]	1:11.97 [11]	0:59.03 [11]	0:35.00	
		Winona Costin		400m	400m	(0:14.56)	(0:12.63)	(0:12.87)	(0:12.21)	(0:12.40)	(0:12.94)	(0:12.35)		
2	3	**TAPILDOODLEDO**	2	62.7	0:11.59	2:16.94 [2]	2:02.96 [5]	1:50.45 [6]	1:37.94 [5]	1:25.67 [5]	1:13.18 [5]	1:00.42 [5]	0:35.76	-7
		Justin Huxtable		400m	400m	(0:13.98)	(0:12.51)	(0:12.51)	(0:12.27)	(0:12.49)	(0:12.76)	(0:12.60)		
3	4	**GALIFIANAKIS**	4	64.8	0:11.37	2:17.20 [3]	2:03.01 [9]	1:50.27 [10]	1:37.47 [10]	1:25.30 [10]	1:12.75 [10]	0:59.87 [10]	0:35.54	+5
		Jake Bayliss		400m	400m	(0:14.19)	(0:12.74)	(0:12.80)	(0:12.17)	(0:12.55)	(0:12.88)	(0:12.38)		
4	1	**WARP SPEED**	12	62.2	0:11.80	2:17.28 [4]	2:03.32 [4]	1:51.05 [3]	1:38.74 [2]	1:26.50 [2]	1:13.96 [2]	1:01.27 [2]	0:36.44	+6
		Cody Collis		2000m	400m	(0:13.96)	(0:12.27)	(0:12.31)	(0:12.24)	(0:12.54)	(0:12.69)	(0:12.54)		
5	9	**HECTOR DE MARIS**	10	61.8	0:11.93	2:17.38 [5]	2:03.35 [6]	1:51.13 [4]	1:38.92 [1]	1:26.70 [1]	1:14.19 [1]	1:01.51 [1]	0:36.64	-2
		Cejay Graham		2000m	400m	(0:14.03)	(0:12.22)	(0:12.21)	(0:12.22)	(0:12.51)	(0:12.68)	(0:12.57)		
6	5	**KIPLING'S JOURNEY**	5	63.0	0:11.71	2:17.63 [6]	2:03.74 [2]	1:51.18 [5]	1:38.56 [6]	1:26.25 [6]	1:13.77 [6]	1:01.00 [6]	0:36.39	+5
		Mark Du Plessis		400m	400m	(0:13.89)	(0:12.56)	(0:12.62)	(0:12.31)	(0:12.48)	(0:12.77)	(0:12.44)		
7	8	**THE RIGHT WAY**	3	62.5	0:11.68	2:17.63 [7]	2:03.54 [7]	1:51.11 [7]	1:38.42 [7]	1:26.13 [7]	1:13.56 [7]	1:00.74 [7]	0:36.25	+1
		Courtney Bellamy		400m	400m	(0:14.09)	(0:12.43)	(0:12.69)	(0:12.29)	(0:12.57)	(0:12.82)	(0:12.43)		
8	12	**NEW WORLD TAPESTRY**	9	63.7	0:11.85	2:17.95 [8]	2:03.78 [8]	1:51.27 [8]	1:38.41 [9]	1:26.19 [9]	1:13.63 [9]	1:00.71 [9]	0:36.49	+15
		Georgina Cartwright		800m	800m	(0:14.17)	(0:12.51)	(0:12.86)	(0:12.22)	(0:12.56)	(0:12.92)	(0:12.37)		
9	7	**TAPPY'S LAD**	8	61.4	0:12.17	2:17.95 [9]	2:04.04 [3]	1:51.84 [1]	1:39.29 [3]	1:26.94 [3]	1:14.47 [3]	1:01.80 [3]	0:37.10	-3
		Samantha Collett		2000m	400m	(0:13.91)	(0:12.20)	(0:12.55)	(0:12.35)	(0:12.47)	(0:12.67)	(0:12.42)		
10	2	**TORRENS**	1	62.4	0:11.94	2:18.17 [10]	2:03.98 [10]	1:51.48 [9]	1:38.77 [8]	1:26.52 [8]	1:14.09 [8]	1:01.23 [8]	0:36.70	-4
		Luke Tarrant		400m	400m	(0:14.19)	(0:12.50)	(0:12.71)	(0:12.25)	(0:12.43)	(0:12.86)	(0:12.47)		

Scratched: Go Millo (#10)

[ ]	Ranking at each section and finish	**SCN**	Saddle cloth number
-:--.--	No data available at this section	**DNF**	Did not finish
NA	No data available	**DNT**	Did not track

data processed by TRIPLESDATA

Eagle Farm QLD Professional

Race 2: XXXX SIDELINE BEER GARDEN 3 MAY BENCHMARK 90 Handicap - 2212m

19 April 2025 - 11:33

BRISBANE RACING CLUB

Track Rating: Soft 5, Weather: Fine, Rail Position: +3m Entire

Section	Overall	2000m	1800m	1600m	1400m	1200m	1000m	Last 600m
Field Times	2:16.64 (0:13.86)	2:02.78 (0:12.25)	1:50.53 (0:12.35)	1:38.18 (0:12.22)	1:25.96 (0:12.51)	1:13.45 (0:12.68)	1:00.77 (0:12.57)	0:35.90

Rank	TAB	Horse/Jockey	Barrier	Top Speed [km/h]	Fastest Section	Overall	2000m	1800m	1600m	1400m	1200m	1000m	Last 600m	Distance Travelled [m]
11	6	BRAVE BOY	6	61.3	0:12.06	2:19.03 [11]	2:05.17 [1]	1:52.82 [2]	1:40.31 [4]	1:27.88 [4]	1:15.29 [4]	1:02.56 [4]	0:38.03	-13
		Bailey Wheeler		2000m	600m	(0:13.86)	(0:12.35)	(0:12.51)	(0:12.43)	(0:12.59)	(0:12.73)	(0:12.36)		

Scratched: Go Millo (#10)

[ ]	Ranking at each section and finish	**SCN**	Saddle cloth number
-:--.--	No data available at this section	**DNF**	Did not finish
NA	No data available	**DNT**	Did not track

data processed by TRIPLESDATA

Eagle Farm QLD Professional

Race 2: XXXX SIDELINE BEER GARDEN 3 MAY BENCHMARK 90 Handicap - 2212m

19 April 2025 - 11:33

BRISBANE RACING CLUB

Track Rating: Soft 5, Weather: Fine, Rail Position: +3m Entire

Section	800m	600m	400m	200m	Last 600m
Field Times	0:48.20 (0:12.30)	0:35.90 (0:12.08)	0:23.82 (0:11.83)	0:11.99 (0:11.99)	0:35.90

Rank	TAB	Horse/Jockey	Barrier	Top Speed [km/h]	Fastest Section					Margin		Distance Travelled [m]
1	11	PHILIPSBURG	7	64.9	0:11.27	0:46.68 [11]	0:35.00 [10]	0:23.22 [7]	0:11.95 [3]	2:16.64	0:35.00	
		Winona Costin		400m	400m	(0:11.68)	(0:11.78)	(0:11.27)	(0:11.95)			
2	3	TAPILDOODLEDO	2	62.7	0:11.59	0:47.82 [6]	0:35.76 [5]	0:23.88 [3]	0:12.29 [1]	1.74L	0:35.76	-7
		Justin Huxtable		400m	400m	(0:12.06)	(0:11.88)	(0:11.59)	(0:12.29)			
3	4	GALIFIANAKIS	4	64.8	0:11.37	0:47.49 [10]	0:35.54 [11]	0:23.65 [10]	0:12.28 [6]	3.3L	0:35.54	+5
		Jake Bayliss		400m	400m	(0:11.95)	(0:11.89)	(0:11.37)	(0:12.28)			
4	1	WARP SPEED	12	62.2	0:11.80	0:48.73 [2]	0:36.44 [2]	0:24.40 [2]	0:12.60 [2]	3.76L	0:36.44	+6
		Cody Collis		2000m	400m	(0:12.29)	(0:12.04)	(0:11.80)	(0:12.60)			
5	9	HECTOR DE MARIS	10	61.8	0:11.93	0:48.94 [1]	0:36.64 [1]	0:24.56 [1]	0:12.63 [4]	4.37L	0:36.64	-2
		Cejay Graham		2000m	400m	(0:12.30)	(0:12.08)	(0:11.93)	(0:12.63)			
6	5	KIPLING'S JOURNEY	5	63.0	0:11.71	0:48.56 [5]	0:36.39 [6]	0:24.46 [6]	0:12.75 [5]	5.85L	0:36.39	+5
		Mark Du Plessis		400m	400m	(0:12.17)	(0:11.93)	(0:11.71)	(0:12.75)			
7	8	THE RIGHT WAY	3	62.5	0:11.68	0:48.31 [7]	0:36.25 [7]	0:24.21 [9]	0:12.53 [7]	5.85L	0:36.25	+1
		Courtney Bellamy		400m	400m	(0:12.06)	(0:12.04)	(0:11.68)	(0:12.53)			
8	12	NEW WORLD TAPESTRY	9	63.7	0:11.85	0:48.34 [9]	0:36.49 [8]	0:24.38 [11]	0:12.42 [11]	7.7L	0:36.49	+15
		Georgina Cartwright		800m	800m	(0:11.85)	(0:12.11)	(0:11.96)	(0:12.42)			
9	7	TAPPY'S LAD	8	61.4	0:12.17	0:49.38 [3]	0:37.10 [3]	0:24.85 [5]	0:12.68 [8]	7.73L	0:37.10	-3
		Samantha Collett		2000m	400m	(0:12.28)	(0:12.25)	(0:12.17)	(0:12.68)			
10	2	TORRENS	1	62.4	0:11.94	0:48.76 [8]	0:36.70 [9]	0:24.75 [7]	0:12.81 [10]	8.98L	0:36.70	-4
		Luke Tarrant		400m	400m	(0:12.06)	(0:11.95)	(0:11.94)	(0:12.81)			

Scratched: Go Millo (#10)

[ ]	Ranking at each section and finish	SCN	Saddle cloth number
-:--.--	No data available at this section	DNF	Did not finish
NA	No data available	DNT	Did not track

data processed by TRIPLESDATA

Eagle Farm QLD Professional

Race 2: XXXX SIDELINE BEER GARDEN 3 MAY BENCHMARK 90 Handicap - 2212m

19 April 2025 - 11:33

BRISBANE RACING CLUB

Track Rating: Soft 5, Weather: Fine, Rail Position: +3m Entire

Section	800m	600m	400m	200m	Last 600m
Field Times	0:48.20 (0:12.30)	0:35.90 (0:12.08)	0:23.82 (0:11.83)	0:11.99 (0:11.99)	0:35.90

Rank	TAB	Horse/Jockey	Barrier	Top Speed [km/h]	Fastest Section	800m	600m	400m	200m	Margin	Last 600m	Distance Travelled [m]
11	6	BRAVE BOY	6	61.3	0:12.06	0:50.20 [4]	0:38.03 [4]	0:25.97 [4]	0:13.68 [9]	14.05L	0:38.03	-13
		Bailey Wheeler		2000m	600m	(0:12.17)	(0:12.06)	(0:12.29)	(0:13.68)			

Scratched: Go Millo (#10)

[ ]	Ranking at each section and finish	**SCN**	Saddle cloth number
-:--.--	No data available at this section	**DNF**	Did not finish
NA	No data available	**DNT**	Did not track

data processed by TRIPLESDATA

Horse/Jockey Name	Philipsburg
Final Rank	1
Fastest Section Time (Section)	0:11.27 (400m)
Top Speed [km/h] (Section)	64.9 (400m)
Race State	Finished

TAB

Eagle Farm QLD Professional

Race 2: XXXX SIDELINE BEER GARDEN 3 MAY BENCHMARK 90 Handicap - 2212m

19 April 2025 - 11:33

Track Rating: Soft 5, Weather: Fine, Rail Position: +3m Entire

BRISBANE RACING CLUB

Section	Overall	2000m	1800m	1600m	1400m	1200m	1000m	800m	600m	400m	200m
Section Times	2:16.64 [1] (0:14.56)	2:02.08 [11] (0:12.63)	1:49.45 [11] (0:12.87)	1:36.58 [11] (0:12.21)	1:24.37 [11] (0:12.40)	1:11.97 [11] (0:12.94)	0:59.03 [11] (0:12.35)	0:46.68 [11] (0:11.68)	0:35.00 [10] (0:11.78)	0:23.22 [7] (0:11.27)	0:11.95 [3] (0:11.95)
Average Speed [km/h]	52.6	58.1	57.2	59.6	58.3	55.5	59.5	62.8	62.9	64.0	60.3
Top Speed [km/h]	58.2	59.7	58.5	60.7	61.1	58.4	60.2	63.7	63.7	64.9	64.6
Avg. Dist. to Rail [m]	5.8	3.1	4.6	2.8	2.1	2.6	2.8	3.5	5.8	9.8	10.2
Avg. Stride Freq. [Hz]	2.1	2.1	2.1	2.1	2.1	2.1	2.1	2.2	2.2	2.3	2.3
Avg. Stride Length [m]	7.0	7.5	7.5	7.8	7.7	7.4	7.7	7.9	7.9	7.7	7.4

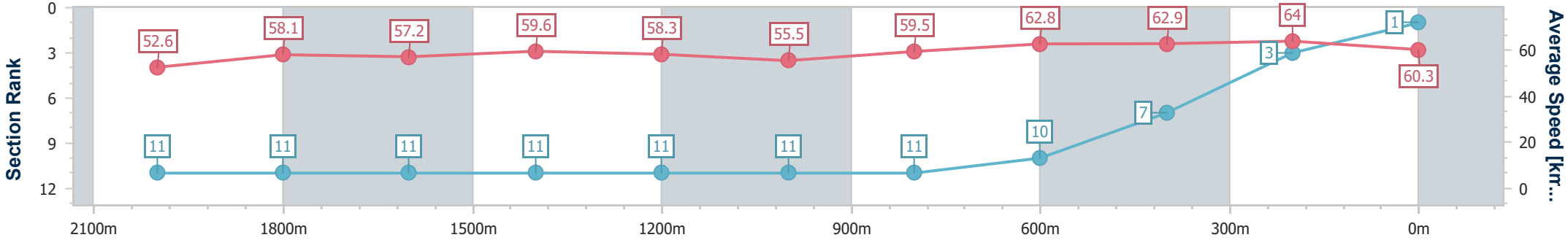

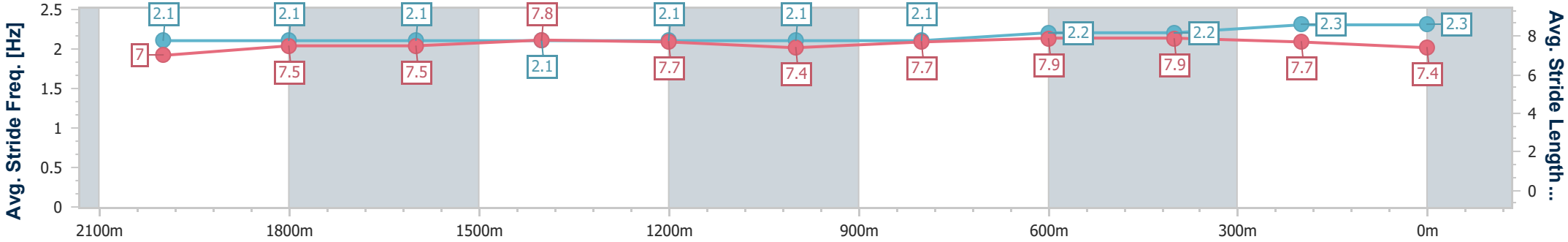

[ ]	Ranking at each section and finish
-:--.--	No data available at this section
NA	No data available

data processed by TRIPLESDATA

Horse/Jockey Name	Tapildoodledo
Final Rank	2
Fastest Section Time (Section)	0:11.59 (400m)
Top Speed [km/h] (Section)	62.7 (400m)
Race State	Finished

TAB

Eagle Farm QLD Professional

Race 2: XXXX SIDELINE BEER GARDEN 3 MAY BENCHMARK 90 Handicap - 2212m

19 April 2025 - 11:33

Track Rating: Soft 5, Weather: Fine, Rail Position: +3m Entire

BRISBANE RACING CLUB

Section	Overall	2000m	1800m	1600m	1400m	1200m	1000m	800m	600m	400m	200m
Section Times	2:16.94 [2] (0:13.98)	2:02.96 [5] (0:12.51)	1:50.45 [6] (0:12.51)	1:37.94 [5] (0:12.27)	1:25.67 [5] (0:12.49)	1:13.18 [5] (0:12.76)	1:00.42 [5] (0:12.60)	0:47.82 [6] (0:12.06)	0:35.76 [5] (0:11.88)	0:23.88 [3] (0:11.59)	0:12.29 [1] (0:12.29)
Average Speed [km/h]	54.6	58.6	58.6	59.4	57.9	56.5	58.3	60.4	61.6	61.8	58.6
Top Speed [km/h]	58.8	60.2	59.1	60.5	60.2	58.3	59.3	60.9	62.4	62.7	62.7
Avg. Dist. to Rail [m]	3.9	2.6	3.2	3.1	3.1	4.0	3.5	2.5	3.1	6.1	8.7
Avg. Stride Freq. [Hz]	2.2	2.3	2.2	2.2	2.2	2.2	2.2	2.3	2.3	2.3	2.3
Avg. Stride Length [m]	6.8	7.1	7.3	7.4	7.3	7.3	7.3	7.4	7.4	7.3	7.1

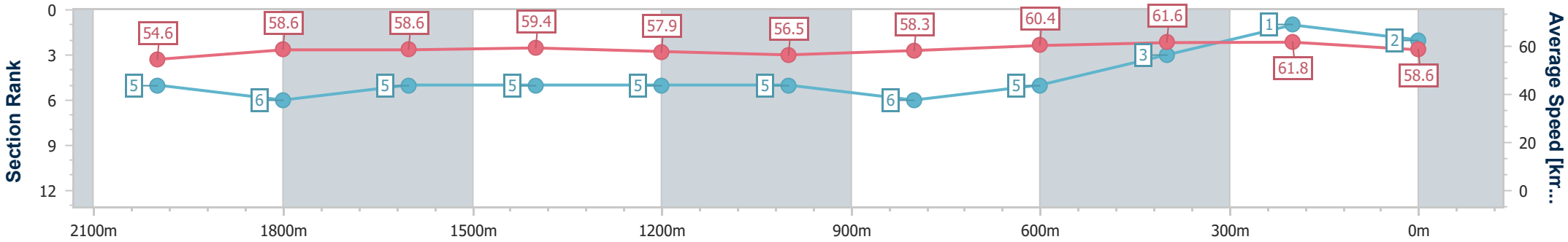

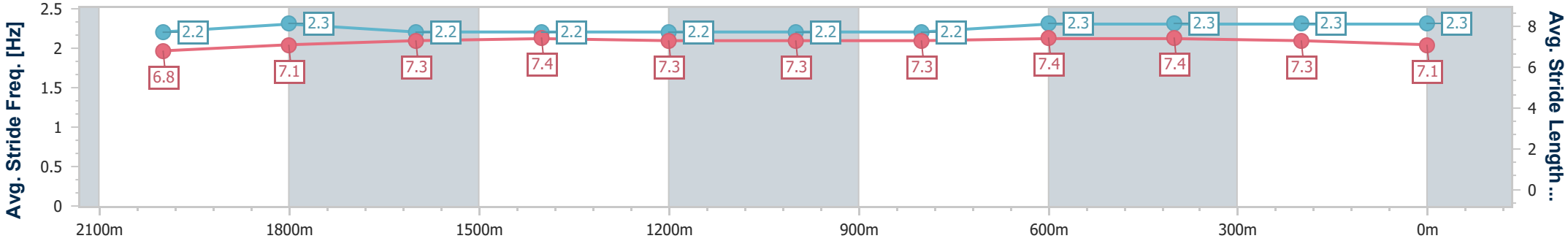

[ ]	Ranking at each section and finish
-:--.--	No data available at this section
NA	No data available

data processed by TRIPLESDATA

Horse/Jockey Name	Galifianakis
Final Rank	3
Fastest Section Time (Section)	0:11.37 (400m)
Top Speed [km/h] (Section)	64.8 (400m)
Race State	Finished

TAB

Eagle Farm QLD Professional

Race 2: XXXX SIDELINE BEER GARDEN 3 MAY BENCHMARK 90 Handicap - 2212m

19 April 2025 - 11:33

Track Rating: Soft 5, Weather: Fine, Rail Position: +3m Entire

BRISBANE RACING CLUB

Section	Overall	2000m	1800m	1600m	1400m	1200m	1000m	800m	600m	400m	200m
Section Times	2:17.20 [3] (0:14.19)	2:03.01 [9] (0:12.74)	1:50.27 [10] (0:12.80)	1:37.47 [10] (0:12.17)	1:25.30 [10] (0:12.55)	1:12.75 [10] (0:12.88)	0:59.87 [10] (0:12.38)	0:47.49 [10] (0:11.95)	0:35.54 [11] (0:11.89)	0:23.65 [10] (0:11.37)	0:12.28 [6] (0:12.28)
Average Speed [km/h]	53.8	58.1	57.9	60.2	57.6	56.1	59.7	61.6	61.9	62.9	58.8
Top Speed [km/h]	58.2	59.9	59.1	61.4	61.4	58.0	60.7	62.9	62.6	64.8	63.9
Avg. Dist. to Rail [m]	6.0	5.1	5.2	4.9	4.6	5.0	4.4	4.8	4.2	6.3	9.6
Avg. Stride Freq. [Hz]	2.1	2.1	2.1	2.1	2.1	2.1	2.1	2.2	2.2	2.3	2.2
Avg. Stride Length [m]	7.1	7.6	7.7	7.8	7.8	7.6	7.9	7.9	7.9	7.8	7.4

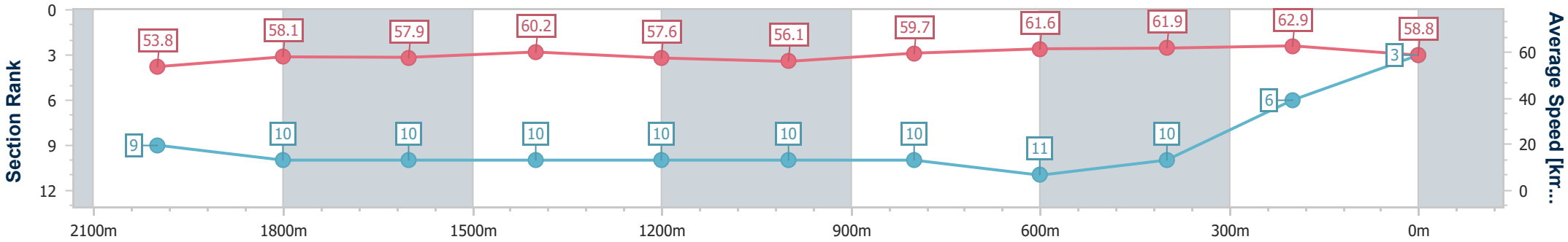

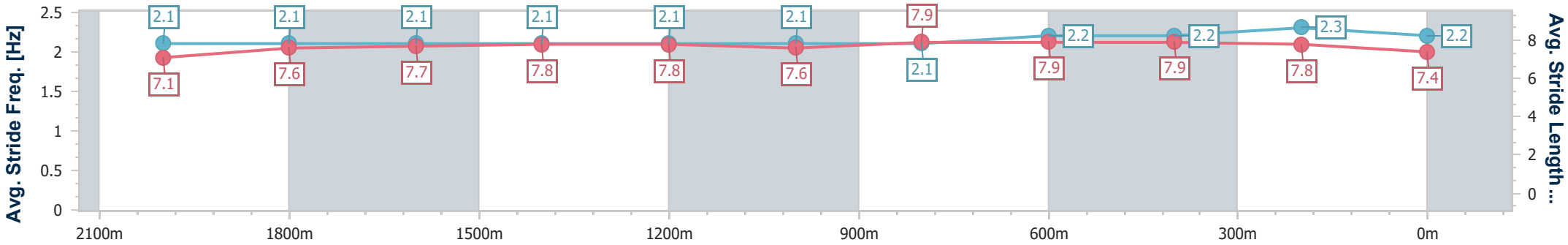

[ ]	Ranking at each section and finish
-:--.--	No data available at this section
NA	No data available

data processed by TRIPLESDATA

Horse/Jockey Name	Warp Speed
Final Rank	4
Fastest Section Time (Section)	0:11.80 (400m)
Top Speed [km/h] (Section)	62.2 (2000m)
Race State	Finished

TAB

Eagle Farm QLD Professional

Race 2: XXXX SIDELINE BEER GARDEN 3 MAY BENCHMARK 90 Handicap - 2212m

19 April 2025 - 11:33

Track Rating: Soft 5, Weather: Fine, Rail Position: +3m Entire

BRISBANE RACING CLUB

Section	Overall	2000m	1800m	1600m	1400m	1200m	1000m	800m	600m	400m	200m
Section Times	2:17.28 [4] (0:13.96)	2:03.32 [4] (0:12.27)	1:51.05 [3] (0:12.31)	1:38.74 [2] (0:12.24)	1:26.50 [2] (0:12.54)	1:13.96 [2] (0:12.69)	1:01.27 [2] (0:12.54)	0:48.73 [2] (0:12.29)	0:36.44 [2] (0:12.04)	0:24.40 [2] (0:11.80)	0:12.60 [2] (0:12.60)
Average Speed [km/h]	55.0	60.8	60.4	59.7	57.8	56.9	59.2	59.3	60.9	61.1	57.2
Top Speed [km/h]	58.9	62.2	61.2	61.8	60.6	58.2	60.1	60.7	61.8	62.1	61.7
Avg. Dist. to Rail [m]	10.3	6.0	6.1	6.1	5.3	5.5	5.3	4.6	3.8	5.1	6.0
Avg. Stride Freq. [Hz]	2.2	2.3	2.2	2.2	2.1	2.1	2.1	2.2	2.2	2.3	2.2
Avg. Stride Length [m]	7.0	7.5	7.6	7.6	7.5	7.5	7.7	7.6	7.7	7.5	7.2

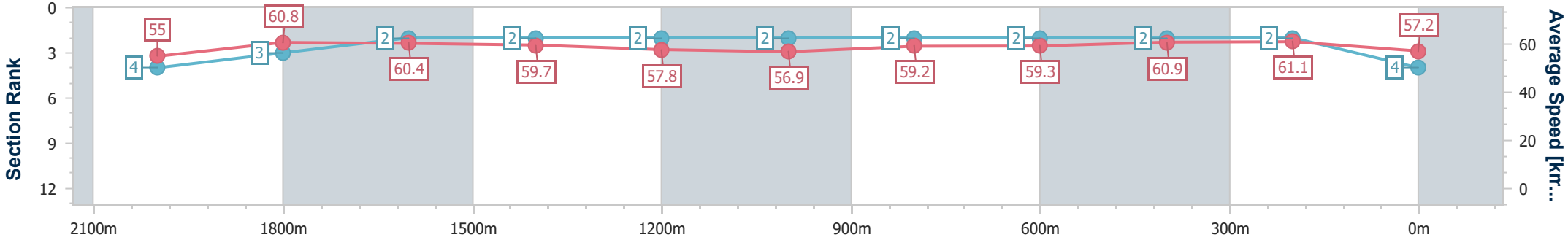

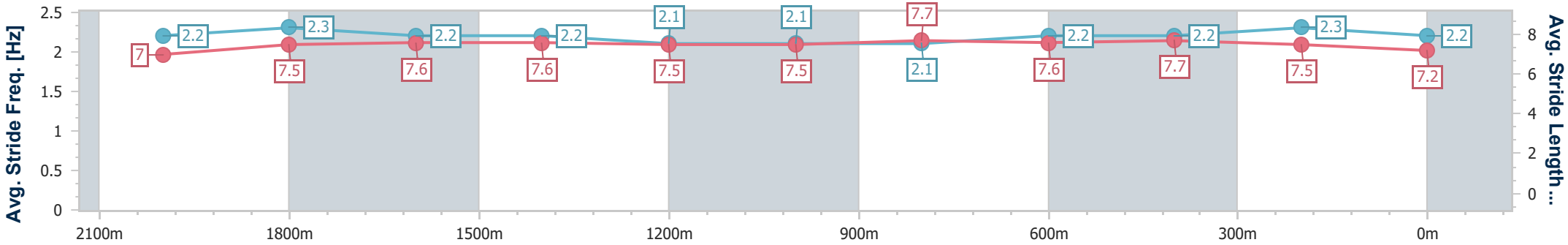

[ ]	Ranking at each section and finish
-:--.--	No data available at this section
NA	No data available

data processed by TRIPLESDATA

Horse/Jockey Name	Hector De Maris
Final Rank	5
Fastest Section Time (Section)	0:11.93 (400m)
Top Speed [km/h] (Section)	61.8 (2000m)
Race State	Finished

TAB

Eagle Farm QLD Professional

Race 2: XXXX SIDELINE BEER GARDEN 3 MAY BENCHMARK 90 Handicap - 2212m

19 April 2025 - 11:33

Track Rating: Soft 5, Weather: Fine, Rail Position: +3m Entire

BRISBANE RACING CLUB

Section	Overall	2000m	1800m	1600m	1400m	1200m	1000m	800m	600m	400m	200m
Section Times	2:17.38 [5] (0:14.03)	2:03.35 [6] (0:12.22)	1:51.13 [4] (0:12.21)	1:38.92 [1] (0:12.22)	1:26.70 [1] (0:12.51)	1:14.19 [1] (0:12.68)	1:01.51 [1] (0:12.57)	0:48.94 [1] (0:12.30)	0:36.64 [1] (0:12.08)	0:24.56 [1] (0:11.93)	0:12.63 [4] (0:12.63)
Average Speed [km/h]	54.6	60.6	60.2	59.4	57.4	56.8	58.6	59.7	60.3	60.4	57.1
Top Speed [km/h]	58.9	61.8	61.6	61.7	60.6	58.2	59.5	60.3	61.2	61.4	60.9
Avg. Dist. to Rail [m]	9.6	5.4	5.4	4.9	4.4	4.7	4.6	3.7	2.9	4.0	5.1
Avg. Stride Freq. [Hz]	2.2	2.2	2.2	2.2	2.1	2.1	2.2	2.2	2.3	2.3	2.2
Avg. Stride Length [m]	6.8	7.5	7.5	7.6	7.5	7.5	7.6	7.6	7.4	7.4	7.3

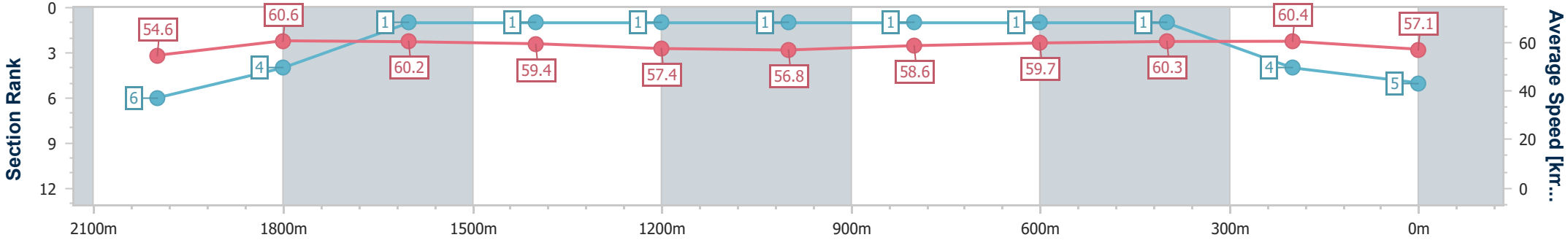

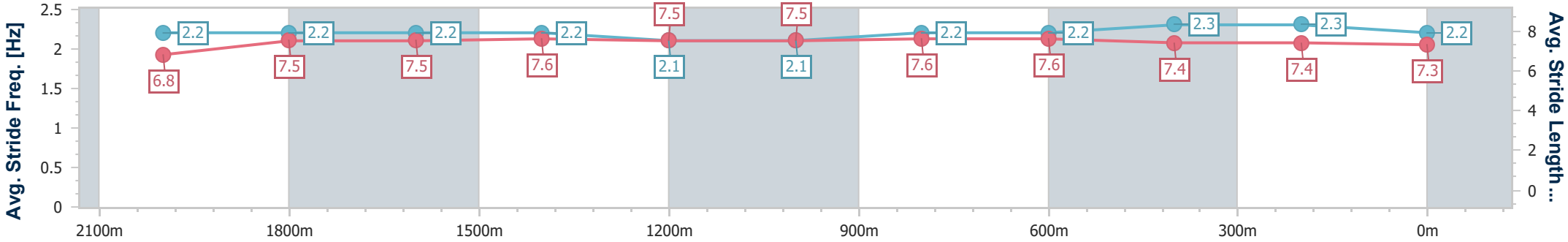

[ ]	Ranking at each section and finish
-:--.--	No data available at this section
NA	No data available

data processed by TRIPLESDATA

Horse/Jockey Name	Kipling's Journey
Final Rank	6
Fastest Section Time (Section)	0:11.71 (400m)
Top Speed [km/h] (Section)	63.0 (400m)
Race State	Finished

TAB

Eagle Farm QLD Professional

Race 2: XXXX SIDELINE BEER GARDEN 3 MAY BENCHMARK 90 Handicap - 2212m

19 April 2025 - 11:33

Track Rating: Soft 5, Weather: Fine, Rail Position: +3m Entire

BRISBANE RACING CLUB

Section	Overall	2000m	1800m	1600m	1400m	1200m	1000m	800m	600m	400m	200m
Section Times	2:17.63 [6] (0:13.89)	2:03.74 [2] (0:12.56)	1:51.18 [5] (0:12.62)	1:38.56 [6] (0:12.31)	1:26.25 [6] (0:12.48)	1:13.77 [6] (0:12.77)	1:01.00 [6] (0:12.44)	0:48.56 [5] (0:12.17)	0:36.39 [6] (0:11.93)	0:24.46 [6] (0:11.71)	0:12.75 [5] (0:12.75)
Average Speed [km/h]	55.1	58.7	58.4	59.5	58.1	56.5	59.6	60.6	62.1	61.5	56.2
Top Speed [km/h]	58.7	60.2	59.4	60.5	60.3	58.4	60.7	61.9	62.7	63.0	62.1
Avg. Dist. to Rail [m]	5.9	4.2	4.9	4.6	4.5	4.9	5.0	5.1	5.2	7.7	9.1
Avg. Stride Freq. [Hz]	2.2	2.2	2.1	2.1	2.1	2.0	2.1	2.1	2.2	2.2	2.1
Avg. Stride Length [m]	7.1	7.5	7.7	7.8	7.8	7.7	7.9	7.9	7.9	7.7	7.4

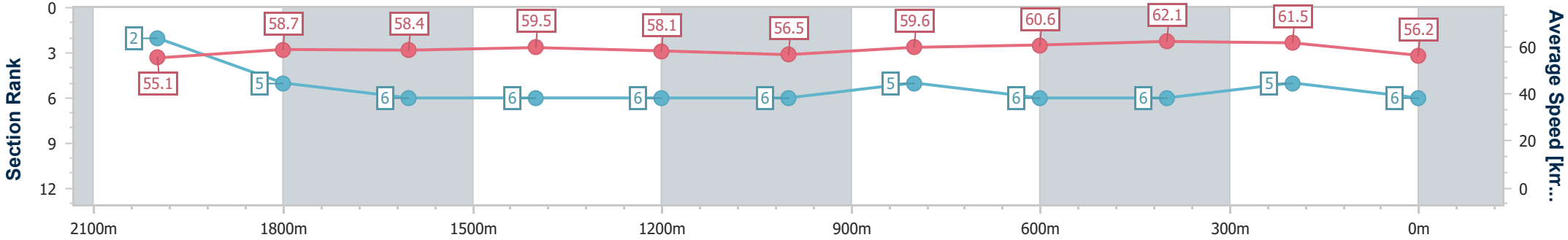

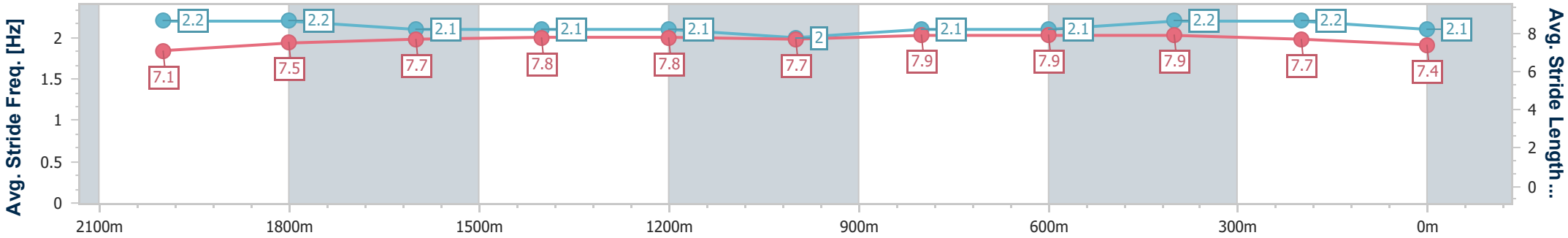

[ ]	Ranking at each section and finish
-:--.--	No data available at this section
NA	No data available

data processed by TRIPLESDATA

Horse/Jockey Name	The Right Way
Final Rank	7
Fastest Section Time (Section)	0:11.68 (400m)
Top Speed [km/h] (Section)	62.5 (400m)
Race State	Finished

TAB

Eagle Farm QLD Professional

Race 2: XXXX SIDELINE BEER GARDEN 3 MAY BENCHMARK 90 Handicap - 2212m

19 April 2025 - 11:33

Track Rating: Soft 5, Weather: Fine, Rail Position: +3m Entire

BRISBANE RACING CLUB

Section	Overall	2000m	1800m	1600m	1400m	1200m	1000m	800m	600m	400m	200m
Section Times	2:17.63 [7] (0:14.09)	2:03.54 [7] (0:12.43)	1:51.11 [7] (0:12.69)	1:38.42 [7] (0:12.29)	1:26.13 [7] (0:12.57)	1:13.56 [7] (0:12.82)	1:00.74 [7] (0:12.43)	0:48.31 [7] (0:12.06)	0:36.25 [7] (0:12.04)	0:24.21 [9] (0:11.68)	0:12.53 [7] (0:12.53)
Average Speed [km/h]	54.2	58.8	58.1	60.0	57.8	56.0	59.4	60.8	60.9	61.8	57.4
Top Speed [km/h]	58.9	60.3	59.6	60.9	60.9	57.9	60.8	62.2	61.7	62.5	62.3
Avg. Dist. to Rail [m]	3.9	2.6	4.9	6.3	6.0	6.2	5.6	4.4	3.3	7.3	10.2
Avg. Stride Freq. [Hz]	2.1	2.1	2.1	2.1	2.1	2.0	2.1	2.1	2.2	2.2	2.1
Avg. Stride Length [m]	7.1	7.7	7.8	7.8	7.8	7.6	7.9	7.9	7.8	7.7	7.5

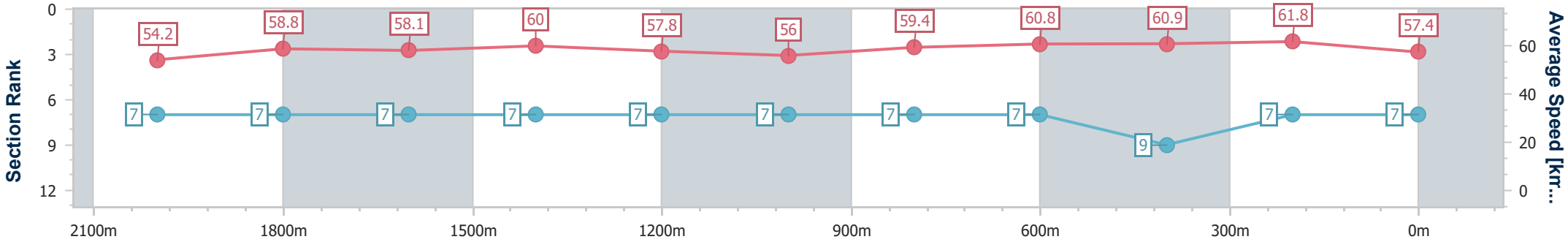

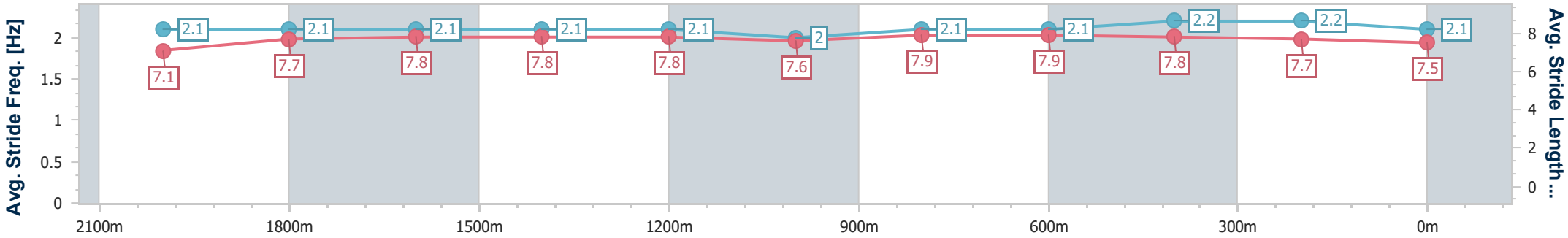

[ ]	Ranking at each section and finish
-:--.--	No data available at this section
NA	No data available

data processed by TRIPLESDATA

Horse/Jockey Name	New World Tapestry
Final Rank	8
Fastest Section Time (Section)	0:11.85 (800m)
Top Speed [km/h] (Section)	63.7 (800m)
Race State	Finished

TAB

Eagle Farm QLD Professional

Race 2: XXXX SIDELINE BEER GARDEN 3 MAY BENCHMARK 90 Handicap - 2212m

19 April 2025 - 11:33

Track Rating: Soft 5, Weather: Fine, Rail Position: +3m Entire

BRISBANE RACING CLUB

Section	Overall	2000m	1800m	1600m	1400m	1200m	1000m	800m	600m	400m	200m
Section Times	2:17.95 [8] (0:14.17)	2:03.78 [8] (0:12.51)	1:51.27 [8] (0:12.86)	1:38.41 [9] (0:12.22)	1:26.19 [9] (0:12.56)	1:13.63 [9] (0:12.92)	1:00.71 [9] (0:12.37)	0:48.34 [9] (0:11.85)	0:36.49 [8] (0:12.11)	0:24.38 [11] (0:11.96)	0:12.42 [11] (0:12.42)
Average Speed [km/h]	53.9	59.4	57.6	60.7	57.8	56.1	60.1	62.4	61.5	60.3	58.1
Top Speed [km/h]	58.2	60.6	59.8	61.8	61.9	57.9	61.3	63.7	63.0	62.0	60.7
Avg. Dist. to Rail [m]	7.6	4.9	6.3	7.6	7.7	7.0	6.4	6.2	6.2	9.0	9.9
Avg. Stride Freq. [Hz]	2.3	2.2	2.2	2.2	2.2	2.1	2.2	2.3	2.2	2.3	2.2
Avg. Stride Length [m]	6.6	7.4	7.3	7.6	7.4	7.4	7.6	7.7	7.6	7.4	7.3

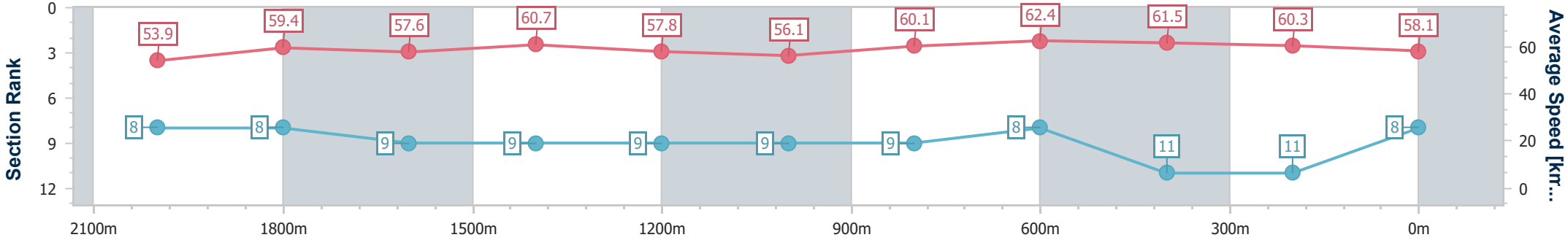

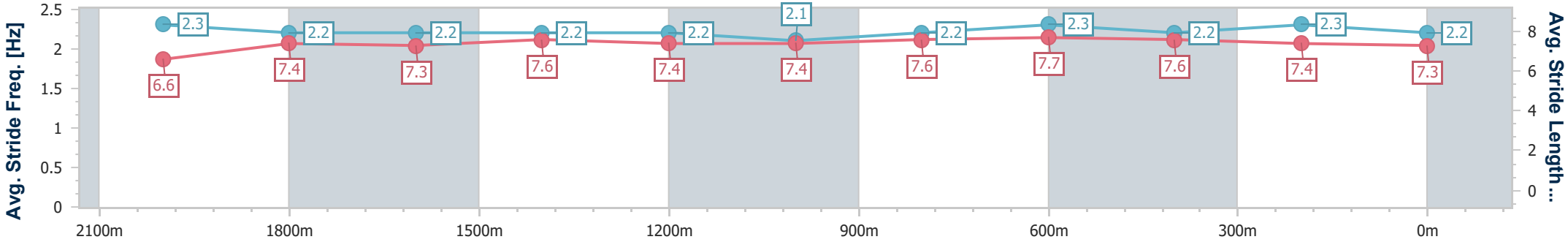

[ ]	Ranking at each section and finish
-:--.--	No data available at this section
NA	No data available

data processed by TRIPLESDATA

Horse/Jockey Name	Tappy's Lad
Final Rank	9
Fastest Section Time (Section)	0:12.17 (400m)
Top Speed [km/h] (Section)	61.4 (2000m)
Race State	Finished

TAB

Eagle Farm QLD Professional

Race 2: XXXX SIDELINE BEER GARDEN 3 MAY BENCHMARK 90 Handicap - 2212m

19 April 2025 - 11:33

Track Rating: Soft 5, Weather: Fine, Rail Position: +3m Entire

BRISBANE RACING CLUB

Section	Overall	2000m	1800m	1600m	1400m	1200m	1000m	800m	600m	400m	200m
Section Times	2:17.95 [9] (0:13.91)	2:04.04 [3] (0:12.20)	1:51.84 [1] (0:12.55)	1:39.29 [3] (0:12.35)	1:26.94 [3] (0:12.47)	1:14.47 [3] (0:12.67)	1:01.80 [3] (0:12.42)	0:49.38 [3] (0:12.28)	0:37.10 [3] (0:12.25)	0:24.85 [5] (0:12.17)	0:12.68 [8] (0:12.68)
Average Speed [km/h]	55.0	60.3	57.9	59.1	58.1	56.8	59.1	58.9	59.4	59.7	56.8
Top Speed [km/h]	58.9	61.4	60.6	59.8	59.6	58.2	60.1	60.7	60.9	61.0	59.8
Avg. Dist. to Rail [m]	7.5	3.8	3.0	3.6	2.5	2.9	3.7	4.8	5.3	6.6	7.9
Avg. Stride Freq. [Hz]	2.3	2.4	2.3	2.3	2.2	2.2	2.3	2.3	2.4	2.3	2.3
Avg. Stride Length [m]	6.7	7.1	7.0	7.1	7.2	7.1	7.2	7.0	7.0	7.1	6.9

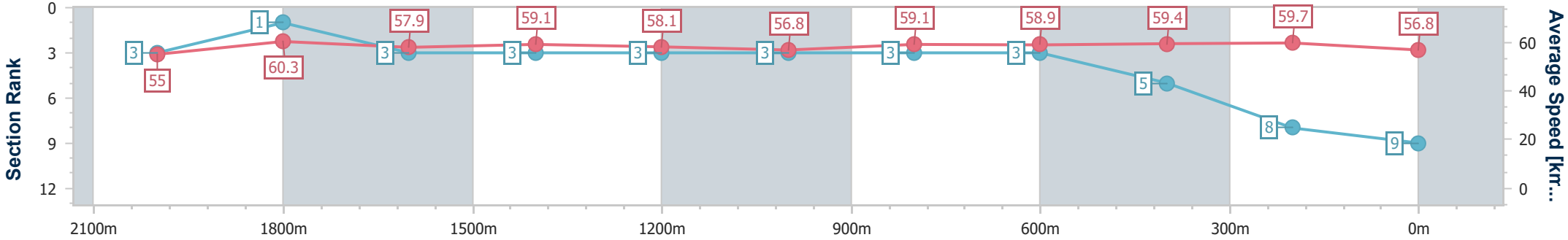

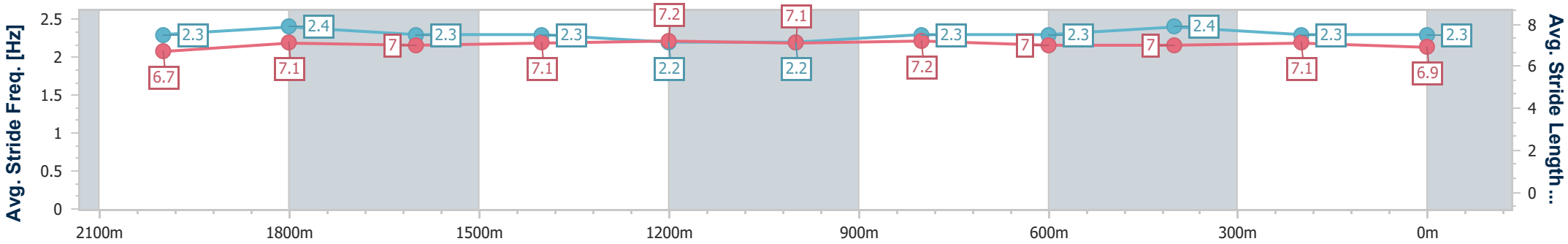

[ ]	Ranking at each section and finish
-:--.--	No data available at this section
NA	No data available

data processed by TRIPLESDATA

Horse/Jockey Name	Torrens
Final Rank	10
Fastest Section Time (Section)	0:11.94 (400m)
Top Speed [km/h] (Section)	62.4 (400m)
Race State	Finished

TAB

Eagle Farm QLD Professional

Race 2: XXXX SIDELINE BEER GARDEN 3 MAY BENCHMARK 90 Handicap - 2212m

19 April 2025 - 11:33

Track Rating: Soft 5, Weather: Fine, Rail Position: +3m Entire

BRISBANE RACING CLUB

Section	Overall	2000m	1800m	1600m	1400m	1200m	1000m	800m	600m	400m	200m
Section Times	2:18.17 [10] (0:14.19)	2:03.98 [10] (0:12.50)	1:51.48 [9] (0:12.71)	1:38.77 [8] (0:12.25)	1:26.52 [8] (0:12.43)	1:14.09 [8] (0:12.86)	1:01.23 [8] (0:12.47)	0:48.76 [8] (0:12.06)	0:36.70 [9] (0:11.95)	0:24.75 [7] (0:11.94)	0:12.81 [10] (0:12.81)
Average Speed [km/h]	53.6	58.6	57.5	60.0	58.0	56.1	59.1	60.9	61.7	60.1	56.2
Top Speed [km/h]	58.5	60.3	59.2	61.0	61.2	58.6	60.2	62.0	62.1	62.4	60.7
Avg. Dist. to Rail [m]	2.2	2.8	4.0	4.7	4.4	4.8	4.5	3.9	3.6	5.5	6.9
Avg. Stride Freq. [Hz]	2.2	2.1	2.1	2.1	2.1	2.1	2.1	2.2	2.3	2.2	2.2
Avg. Stride Length [m]	6.8	7.6	7.6	7.8	7.6	7.5	7.7	7.7	7.6	7.4	7.2

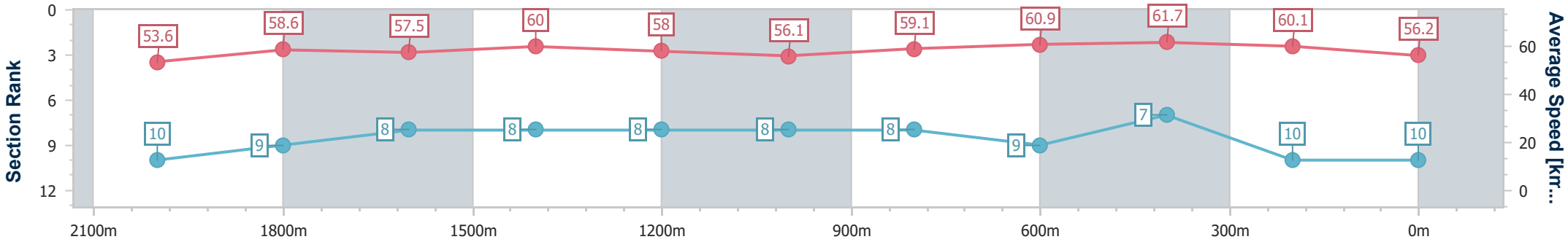

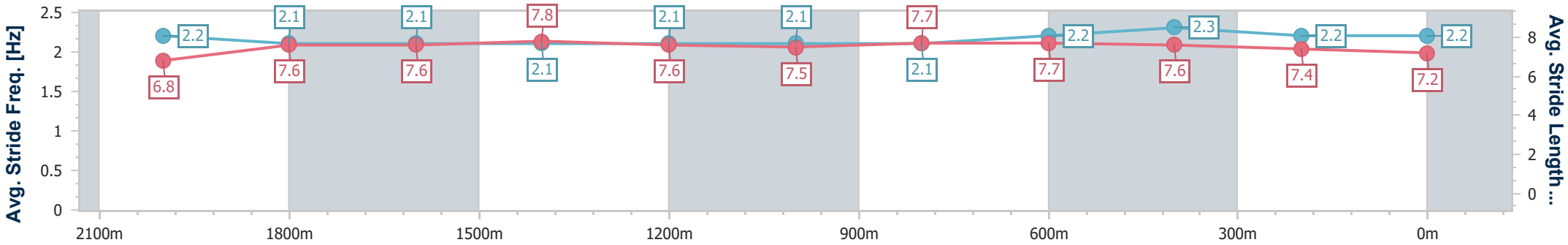

[ ]	Ranking at each section and finish
-:--.--	No data available at this section
NA	No data available

data processed by TRIPLESDATA

Horse/Jockey Name	Brave Boy
Final Rank	11
Fastest Section Time (Section)	0:12.06 (600m)
Top Speed [km/h] (Section)	61.3 (2000m)
Race State	Finished

TAB

Eagle Farm QLD Professional

Race 2: XXXX SIDELINE BEER GARDEN 3 MAY BENCHMARK 90 Handicap - 2212m

19 April 2025 - 11:33

Track Rating: Soft 5, Weather: Fine, Rail Position: +3m Entire

BRISBANE RACING CLUB

Section	Overall	2000m	1800m	1600m	1400m	1200m	1000m	800m	600m	400m	200m
Section Times	2:19.03 [11] (0:13.86)	2:05.17 [1] (0:12.35)	1:52.82 [2] (0:12.51)	1:40.31 [4] (0:12.43)	1:27.88 [4] (0:12.59)	1:15.29 [4] (0:12.73)	1:02.56 [4] (0:12.36)	0:50.20 [4] (0:12.17)	0:38.03 [4] (0:12.06)	0:25.97 [4] (0:12.29)	0:13.68 [9] (0:13.68)
Average Speed [km/h]	55.0	59.5	58.5	58.3	57.5	56.5	58.5	58.9	59.0	58.9	52.6
Top Speed [km/h]	59.3	61.3	59.7	59.5	59.3	57.7	59.5	60.3	60.1	60.2	59.0
Avg. Dist. to Rail [m]	6.7	3.7	3.1	3.0	3.9	3.7	1.0	0.3	0.5	1.8	2.0
Avg. Stride Freq. [Hz]	2.2	2.2	2.2	2.2	2.2	2.2	2.2	2.3	2.3	2.4	2.1
Avg. Stride Length [m]	7.0	7.5	7.3	7.3	7.3	7.2	7.3	7.2	7.1	7.0	7.0

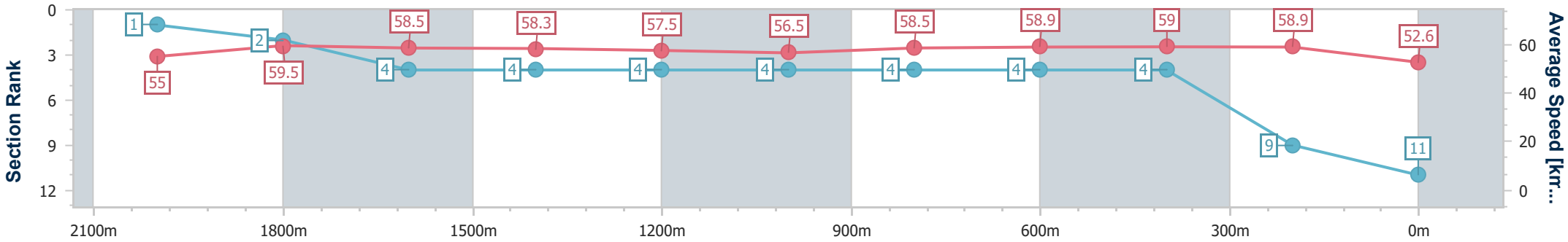

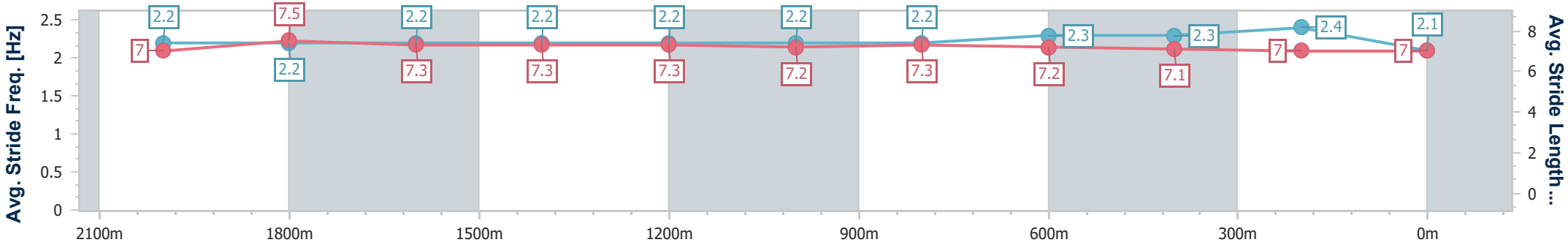

[ ]	Ranking at each section and finish
-:--.--	No data available at this section
NA	No data available

data processed by TRIPLESDATA

Eagle Farm QLD Professional

Race 3: THE GIBSON BENCHMARK 78 Handicap - 1000m

19 April 2025 - 12:09

BRISBANE RACING CLUB

Track Rating: Good 4, Weather: Fine, Rail Position: +3m Entire

Section	Overall	800m	600m	400m	200m	Last 600m
Field Times	0:57.32 (0:12.68)	0:44.64 (0:10.92)	0:33.72 (0:11.02)	0:22.70 (0:10.85)	0:11.85 (0:11.85)	0:33.72

Rank	TAB	Horse/Jockey	Barrier	Top Speed [km/h]	Fastest Section	Overall	800m	600m	400m	200m	Margin	Last 600m	Distance Travelled [m]
1	4	**ECONOMICS**	10	68.6	0:10.85	0:57.32 [1]	0:44.64 [1]	0:33.72 [1]	0:22.70 [1]	0:11.85 [1]	0:57.32	0:33.72	
		Jake Bayliss		Overall	400m	(0:12.68)	(0:10.92)	(0:11.02)	(0:10.85)	(0:11.85)			
2	8	**MIGHTY**	7	70.0	0:10.76	0:57.47 [2]	0:44.22 [9]	0:33.40 [9]	0:22.38 [9]	0:11.62 [6]	0.86L	0:33.40	+4
		Andrew Mallyon		800m	400m	(0:13.25)	(0:10.82)	(0:11.02)	(0:10.76)	(0:11.62)			
3	5	**AVONE**	9	70.6	0:10.78	0:57.50 [3]	0:44.48 [5]	0:33.70 [2]	0:22.85 [2]	0:11.95 [2]	1.05L	0:33.70	+1
		Courtney Bellamy		800m	800m	(0:13.02)	(0:10.78)	(0:10.85)	(0:10.90)	(0:11.95)			
4	7	**ZOUPERB**	19	69.5	0:10.77	0:57.51 [4]	0:44.15 [10]	0:33.27 [10]	0:22.22 [10]	0:11.45 [10]	1.09L	0:33.27	-1
		Bailey Wheeler		600m	400m	(0:13.36)	(0:10.88)	(0:11.05)	(0:10.77)	(0:11.45)			
5	1	**FLAG HALL**	6	68.8	0:10.75	0:57.60 [5]	0:44.66 [2]	0:33.72 [4]	0:22.77 [4]	0:12.02 [3]	1.63L	0:33.72	-1
		Michael Rodd		400m	400m	(0:12.94)	(0:10.94)	(0:10.95)	(0:10.75)	(0:12.02)			
6	6	**SIMBU**	14	70.1	0:10.83	0:57.73 [6]	0:44.73 [4]	0:33.79 [5]	0:22.70 [7]	0:11.87 [7]	2.37L	0:33.79	+3
		Ryan Maloney		800m	400m	(0:13.00)	(0:10.94)	(0:11.09)	(0:10.83)	(0:11.87)			
7	10	**ARISPHERE**	8	70.3	0:10.87	0:57.96 [7]	0:44.97 [3]	0:34.08 [3]	0:23.15 [3]	0:12.28 [4]	3.73L	0:34.08	+1
		Angela Jones		800m	400m	(0:12.99)	(0:10.89)	(0:10.93)	(0:10.87)	(0:12.28)			
8	3	**RALPHIE**	2	68.7	0:10.81	0:57.96 [8]	0:44.77 [6]	0:33.96 [8]	0:23.06 [5]	0:12.25 [5]	3.74L	0:33.96	-4
		Noel Callow		600m	800m	(0:13.19)	(0:10.81)	(0:10.90)	(0:10.81)	(0:12.25)			
9	14	**STANISLAUS**	16	70.1	0:10.74	0:58.21 [9]	0:44.97 [8]	0:34.23 [7]	0:23.18 [6]	0:12.22 [9]	5.23L	0:34.23	+5
		Taylor Marshall		800m	800m	(0:13.24)	(0:10.74)	(0:11.05)	(0:10.96)	(0:12.22)			
10	13	**THELWELL**	4	71.6	0:10.77	0:59.08 [10]	0:45.89 [7]	0:35.12 [6]	0:24.02 [8]	0:13.21 [8]	10.32L	0:35.12	+4
		Justin Stanley		800m	800m	(0:13.19)	(0:10.77)	(0:11.10)	(0:10.81)	(0:13.21)			

Scratched: Bring Me Kash (#2), Sicilian (#9), Enterprise Lucia (#11), Give Giggles (#12), Party Spirit (#15), Action King (#16), Mixed Signals (#17), Devastating (#18), Dis Is Heaven (#19), Great Barrier Reef (#

[ ]	Ranking at each section and finish	**SCN**	Saddle cloth number
-:--.--	No data available at this section	**DNF**	Did not finish
NA	No data available	**DNT**	Did not track

data processed by TRIPLESDATA

Horse/Jockey Name	Economics
Final Rank	1
Fastest Section Time (Section)	0:10.85 (400m)
Top Speed [km/h] (Section)	68.6 (Overall)
Race State	Finished

TAB

Eagle Farm QLD Professional

Race 3: THE GIBSON BENCHMARK 78 Handicap - 1000m

19 April 2025 - 12:09

Track Rating: Good 4, Weather: Fine, Rail Position: +3m Entire

BRISBANE RACING CLUB

Section	Overall	800m	600m	400m	200m
Section Times	0:57.32 [1] (0:12.68)	0:44.64 [1] (0:10.92)	0:33.72 [1] (0:11.02)	0:22.70 [1] (0:10.85)	0:11.85 [1] (0:11.85)
Average Speed [km/h]	57.5	67.4	67.1	66.4	60.7
Top Speed [km/h]	68.6	68.5	68.0	68.3	64.6
Avg. Dist. to Rail [m]	8.2	4.8	5.8	8.9	9.6
Avg. Stride Freq. [Hz]	2.4	2.4	2.4	2.5	2.4
Avg. Stride Length [m]	6.3	7.1	7.6	7.4	7.1

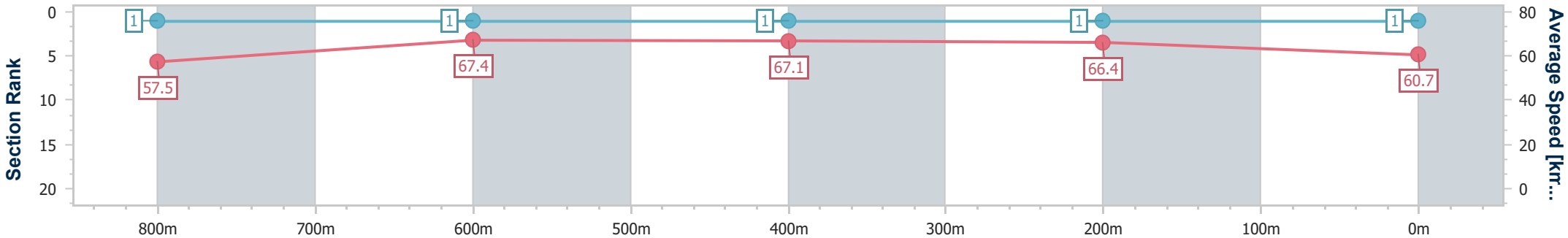

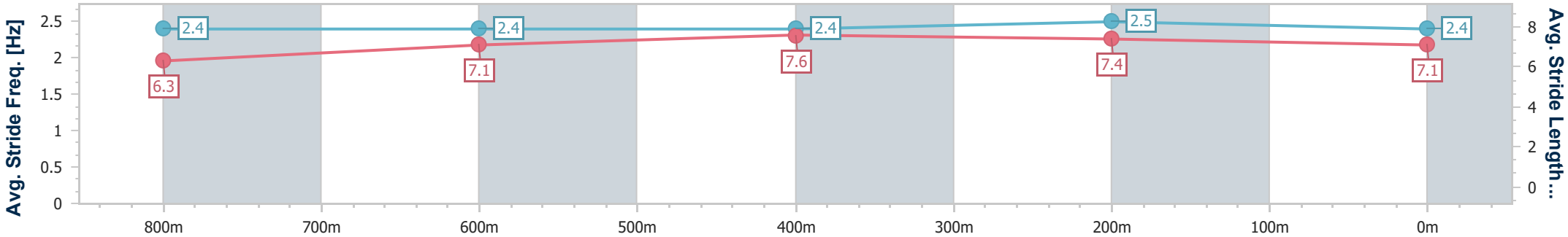

[ ]	Ranking at each section and finish
-:--.--	No data available at this section
NA	No data available

data processed by TRIPLESDATA

Horse/Jockey Name	Mighty
Final Rank	2
Fastest Section Time (Section)	0:10.76 (400m)
Top Speed [km/h] (Section)	70.0 (800m)
Race State	Finished

TAB

Eagle Farm QLD Professional

Race 3: THE GIBSON BENCHMARK 78 Handicap - 1000m

19 April 2025 - 12:09

Track Rating: Good 4, Weather: Fine, Rail Position: +3m Entire

BRISBANE RACING CLUB

Section	Overall	800m	600m	400m	200m
Section Times	0:57.47 [2] (0:13.25)	0:44.22 [9] (0:10.82)	0:33.40 [9] (0:11.02)	0:22.38 [9] (0:10.76)	0:11.62 [6] (0:11.62)
Average Speed [km/h]	55.2	68.5	67.3	66.9	62.1
Top Speed [km/h]	69.4	70.0	69.3	68.0	63.7
Avg. Dist. to Rail [m]	8.1	6.5	6.4	8.5	8.8
Avg. Stride Freq. [Hz]	2.3	2.5	2.5	2.5	2.4
Avg. Stride Length [m]	6.6	7.6	7.6	7.5	7.2

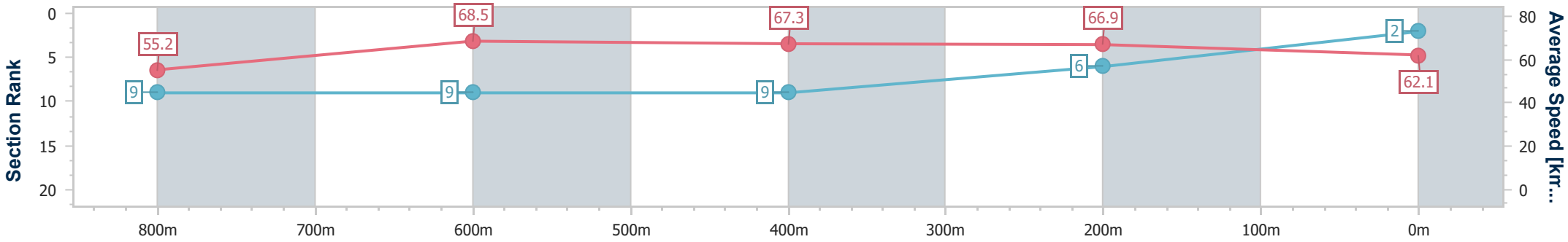

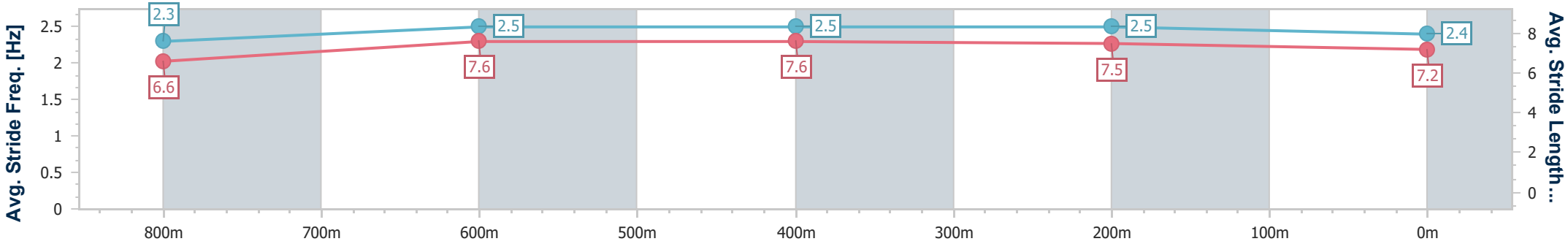

[ ]	Ranking at each section and finish
-:--.--	No data available at this section
NA	No data available

data processed by TRIPLESDATA

Horse/Jockey Name	Avone
Final Rank	3
Fastest Section Time (Section)	0:10.78 (800m)
Top Speed [km/h] (Section)	70.6 (800m)
Race State	Finished

Eagle Farm QLD Professional

Race 3: THE GIBSON BENCHMARK 78 Handicap - 1000m

19 April 2025 - 12:09

Track Rating: Good 4, Weather: Fine, Rail Position: +3m Entire

BRISBANE RACING CLUB

Section	Overall	800m	600m	400m	200m
Section Times	0:57.50 [3] (0:13.02)	0:44.48 [5] (0:10.78)	0:33.70 [2] (0:10.85)	0:22.85 [2] (0:10.90)	0:11.95 [2] (0:11.95)
Average Speed [km/h]	56.0	68.5	68.2	66.3	60.1
Top Speed [km/h]	70.5	70.6	69.7	68.6	64.1
Avg. Dist. to Rail [m]	9.2	5.4	5.7	9.2	7.1
Avg. Stride Freq. [Hz]	2.3	2.4	2.4	2.4	2.3
Avg. Stride Length [m]	6.8	8.0	7.8	7.6	7.2

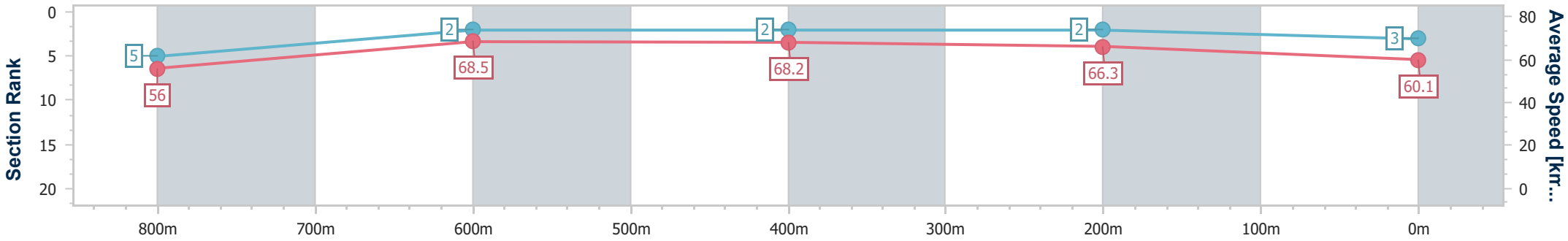

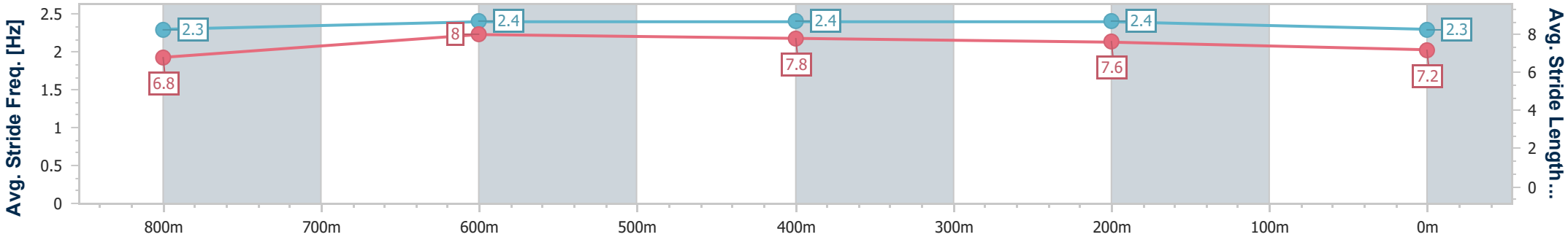

[ ]	Ranking at each section and finish
-:--.--	No data available at this section
NA	No data available

data processed by TRIPLESDATA

Horse/Jockey Name	Zouperb
Final Rank	4
Fastest Section Time (Section)	0:10.77 (400m)
Top Speed [km/h] (Section)	69.5 (600m)
Race State	Finished

TAB

Eagle Farm QLD Professional

Race 3: THE GIBSON BENCHMARK 78 Handicap - 1000m

19 April 2025 - 12:09

Track Rating: Good 4, Weather: Fine, Rail Position: +3m Entire

BRISBANE RACING CLUB

Section	Overall	800m	600m	400m	200m
Section Times	0:57.51 [4] (0:13.36)	0:44.15 [10] (0:10.88)	0:33.27 [10] (0:11.05)	0:22.22 [10] (0:10.77)	0:11.45 [10] (0:11.45)
Average Speed [km/h]	54.8	67.7	66.5	66.4	62.6
Top Speed [km/h]	62.7	69.5	69.5	68.9	67.8
Avg. Dist. to Rail [m]	11.8	6.8	7.1	12.1	12.2
Avg. Stride Freq. [Hz]	2.3	2.4	2.4	2.4	2.4
Avg. Stride Length [m]	6.7	7.8	7.8	7.7	7.4

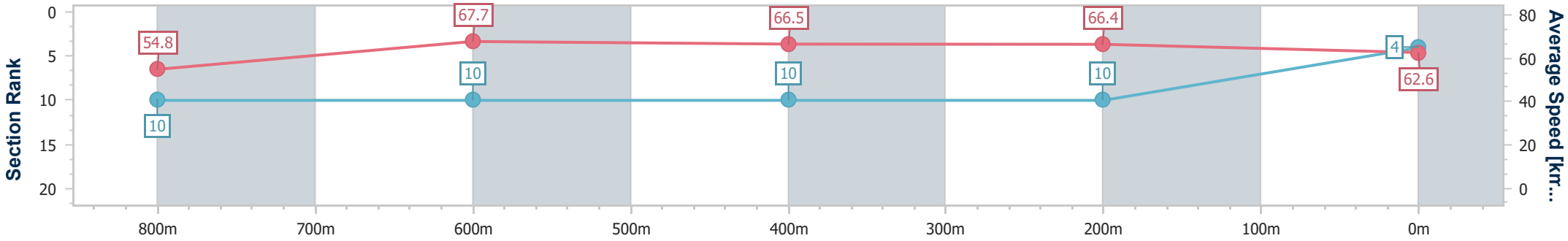

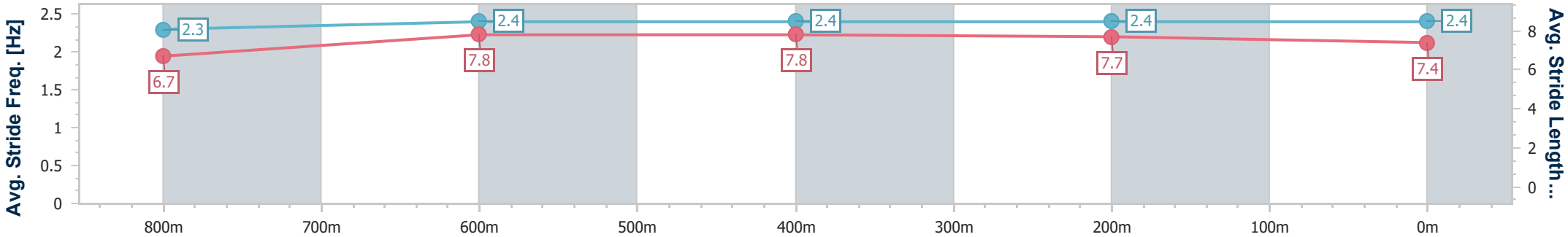

[ ]	Ranking at each section and finish
-:--.--	No data available at this section
NA	No data available

data processed by TRIPLESDATA

Horse/Jockey Name	Flag Hall
Final Rank	5
Fastest Section Time (Section)	0:10.75 (400m)
Top Speed [km/h] (Section)	68.8 (400m)
Race State	Finished

TAB

Eagle Farm QLD Professional

Race 3: THE GIBSON BENCHMARK 78 Handicap - 1000m

19 April 2025 - 12:09

Track Rating: Good 4, Weather: Fine, Rail Position: +3m Entire

BRISBANE RACING CLUB

Section	Overall	800m	600m	400m	200m
Section Times	0:57.60 [5] (0:12.94)	0:44.66 [2] (0:10.94)	0:33.72 [4] (0:10.95)	0:22.77 [4] (0:10.75)	0:12.02 [3] (0:12.02)
Average Speed [km/h]	56.2	67.3	67.4	67.0	59.9
Top Speed [km/h]	67.9	68.0	68.8	68.8	64.5
Avg. Dist. to Rail [m]	6.0	5.0	4.8	11.0	14.0
Avg. Stride Freq. [Hz]	2.4	2.5	2.5	2.5	2.4
Avg. Stride Length [m]	6.3	7.1	7.0	7.0	6.7

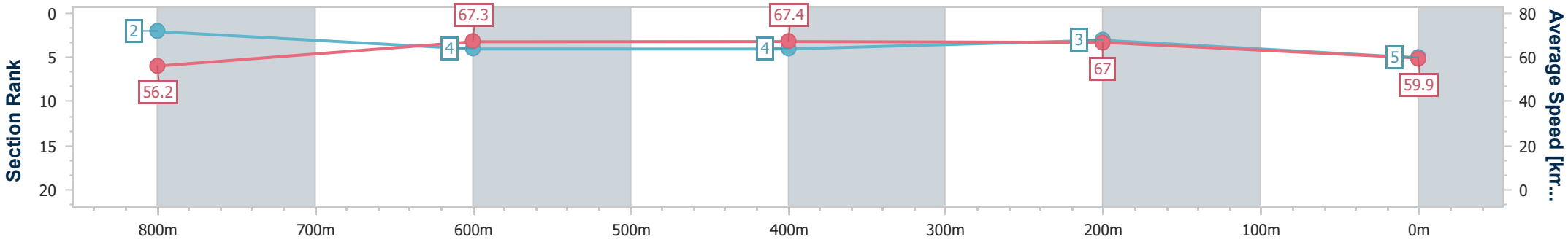

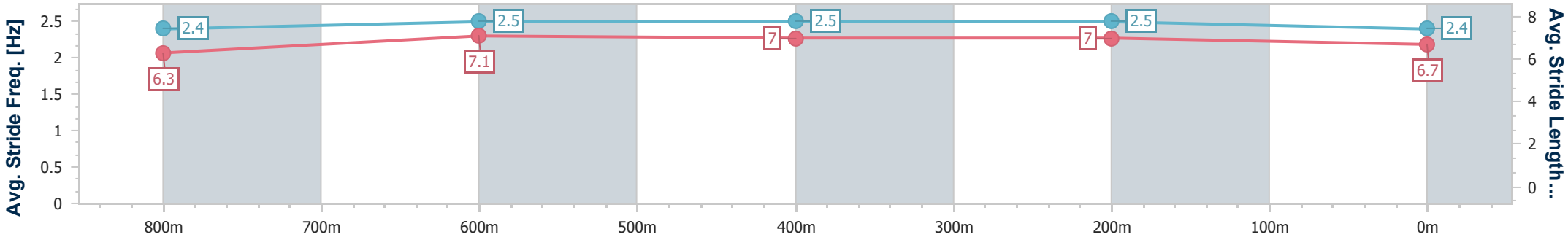

[ ]	Ranking at each section and finish
-:--.--	No data available at this section
NA	No data available

data processed by TRIPLESDATA

Horse/Jockey Name	Simbu
Final Rank	6
Fastest Section Time (Section)	0:10.83 (400m)
Top Speed [km/h] (Section)	70.1 (800m)
Race State	Finished

TAB

Eagle Farm QLD Professional

Race 3: THE GIBSON BENCHMARK 78 Handicap - 1000m

19 April 2025 - 12:09

Track Rating: Good 4, Weather: Fine, Rail Position: +3m Entire

BRISBANE RACING CLUB

Section	Overall	800m	600m	400m	200m
Section Times	0:57.73 [6] (0:13.00)	0:44.73 [4] (0:10.94)	0:33.79 [5] (0:11.09)	0:22.70 [7] (0:10.83)	0:11.87 [7] (0:11.87)
Average Speed [km/h]	56.2	68.0	66.8	66.3	60.9
Top Speed [km/h]	69.5	70.1	68.3	68.4	63.2
Avg. Dist. to Rail [m]	10.2	6.7	5.8	11.0	12.2
Avg. Stride Freq. [Hz]	2.4	2.5	2.5	2.5	2.4
Avg. Stride Length [m]	6.6	7.5	7.4	7.3	7.1

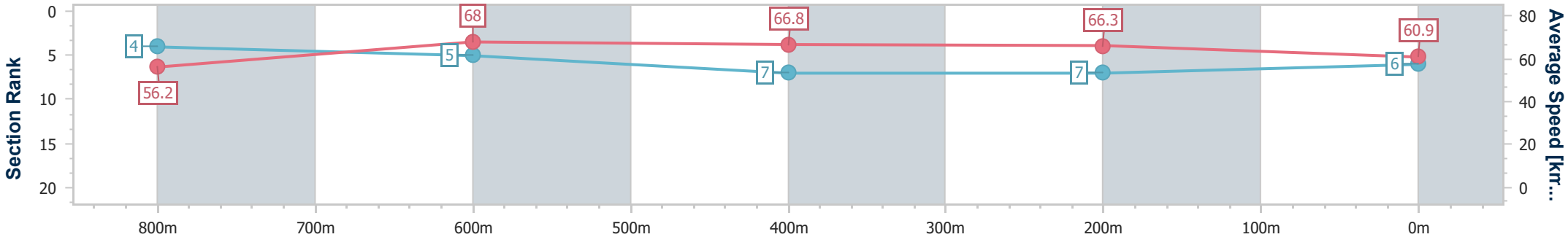

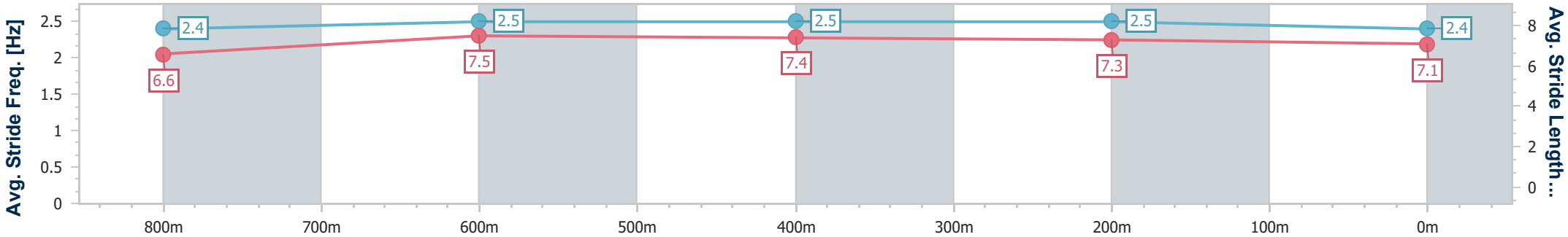

[ ]	Ranking at each section and finish
-:--.--	No data available at this section
NA	No data available

data processed by TRIPLESDATA

Horse/Jockey Name	Arisphere
Final Rank	7
Fastest Section Time (Section)	0:10.87 (400m)
Top Speed [km/h] (Section)	70.3 (800m)
Race State	Finished

TAB

Eagle Farm QLD Professional

Race 3: THE GIBSON BENCHMARK 78 Handicap - 1000m

19 April 2025 - 12:09

Track Rating: Good 4, Weather: Fine, Rail Position: +3m Entire

BRISBANE RACING CLUB

Section	Overall	800m	600m	400m	200m
Section Times	0:57.96 [7] (0:12.99)	0:44.97 [3] (0:10.89)	0:34.08 [3] (0:10.93)	0:23.15 [3] (0:10.87)	0:12.28 [4] (0:12.28)
Average Speed [km/h]	56.3	67.9	67.2	66.5	58.4
Top Speed [km/h]	69.3	70.3	69.3	69.3	65.0
Avg. Dist. to Rail [m]	8.7	5.6	4.5	8.4	8.6
Avg. Stride Freq. [Hz]	2.4	2.5	2.6	2.5	2.4
Avg. Stride Length [m]	6.4	7.5	7.3	7.3	6.9

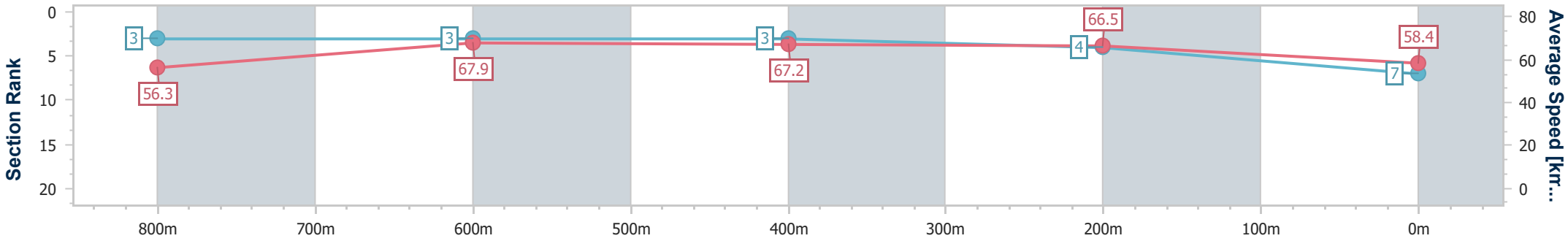

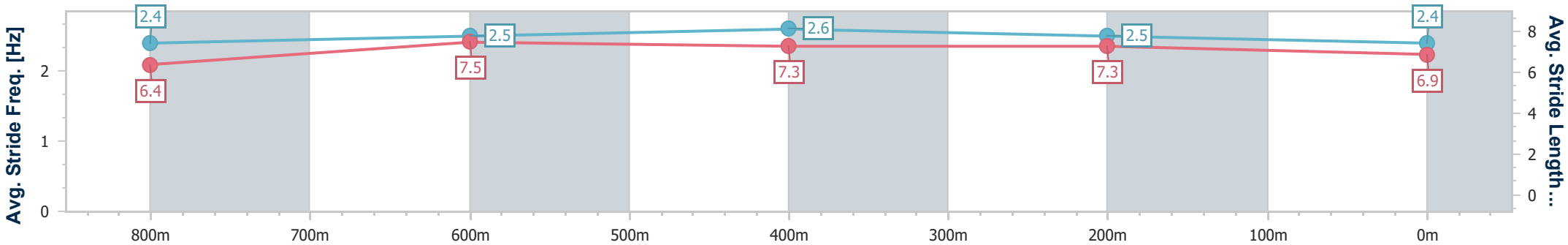

[ ]	Ranking at each section and finish
-:--.--	No data available at this section
NA	No data available

data processed by TRIPLESDATA

Horse/Jockey Name	Ralphie
Final Rank	8
Fastest Section Time (Section)	0:10.81 (800m)
Top Speed [km/h] (Section)	68.7 (600m)
Race State	Finished

TAB

Eagle Farm QLD Professional

Race 3: THE GIBSON BENCHMARK 78 Handicap - 1000m

19 April 2025 - 12:09

Track Rating: Good 4, Weather: Fine, Rail Position: +3m Entire

BRISBANE RACING CLUB

Section	Overall	800m	600m	400m	200m
Section Times	0:57.96 [8] (0:13.19)	0:44.77 [6] (0:10.81)	0:33.96 [8] (0:10.90)	0:23.06 [5] (0:10.81)	0:12.25 [5] (0:12.25)
Average Speed [km/h]	55.0	67.6	67.2	66.5	58.8
Top Speed [km/h]	67.5	68.6	68.7	68.6	66.0
Avg. Dist. to Rail [m]	5.8	3.2	3.2	6.0	5.7
Avg. Stride Freq. [Hz]	2.3	2.5	2.5	2.5	2.3
Avg. Stride Length [m]	6.7	7.6	7.4	7.3	7.0

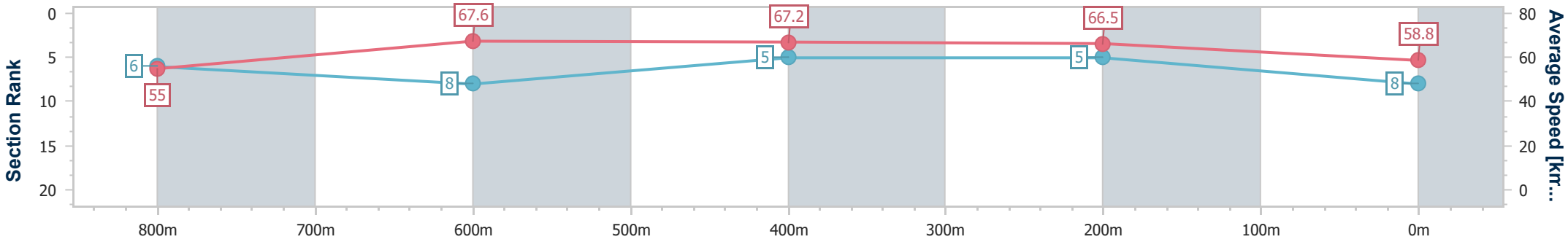

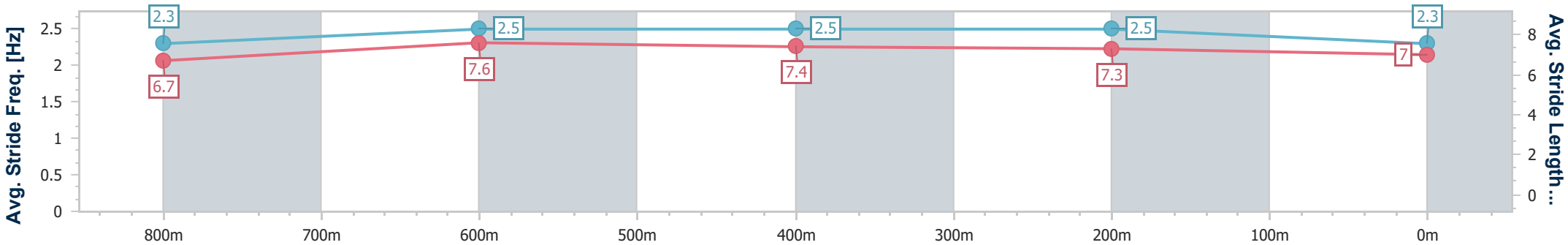

[ ]	Ranking at each section and finish
-:--.--	No data available at this section
NA	No data available

data processed by TRIPLESDATA

Horse/Jockey Name	Stanislaus
Final Rank	9
Fastest Section Time (Section)	0:10.74 (800m)
Top Speed [km/h] (Section)	70.1 (800m)
Race State	Finished

TAB

Eagle Farm QLD Professional

Race 3: THE GIBSON BENCHMARK 78 Handicap - 1000m

19 April 2025 - 12:09

Track Rating: Good 4, Weather: Fine, Rail Position: +3m Entire

BRISBANE RACING CLUB

Section	Overall	800m	600m	400m	200m
Section Times	0:58.21 [9] (0:13.24)	0:44.97 [8] (0:10.74)	0:34.23 [7] (0:11.05)	0:23.18 [6] (0:10.96)	0:12.22 [9] (0:12.22)
Average Speed [km/h]	55.3	69.3	67.6	65.7	58.9
Top Speed [km/h]	69.8	70.1	70.0	68.4	62.6
Avg. Dist. to Rail [m]	10.8	7.0	7.5	11.7	11.7
Avg. Stride Freq. [Hz]	2.3	2.5	2.5	2.5	2.3
Avg. Stride Length [m]	6.6	7.6	7.5	7.5	7.1

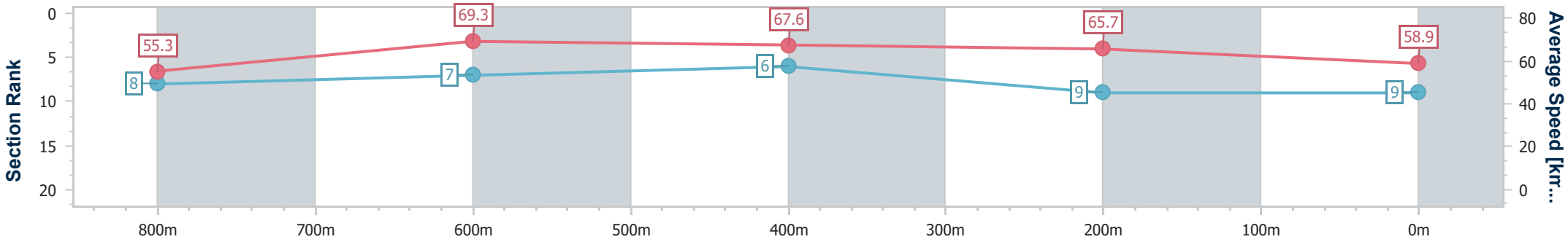

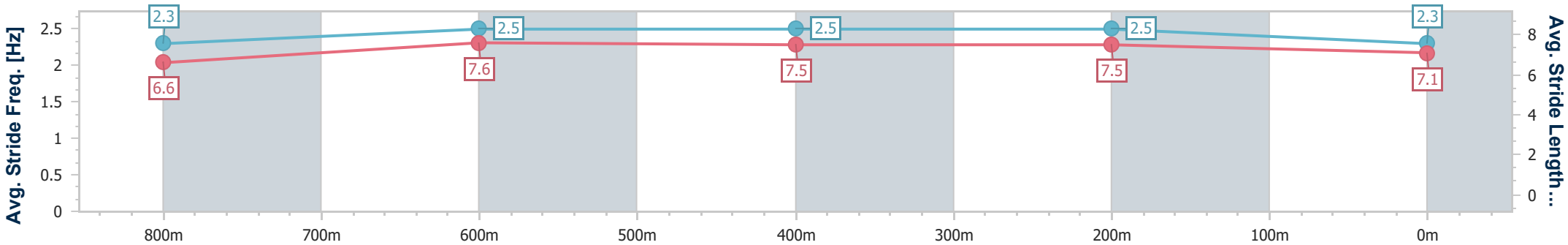

[ ]	Ranking at each section and finish
-:--.--	No data available at this section
NA	No data available

data processed by TRIPLESDATA

Horse/Jockey Name	Thelwell
Final Rank	10
Fastest Section Time (Section)	0:10.77 (800m)
Top Speed [km/h] (Section)	71.6 (800m)
Race State	Finished

Eagle Farm QLD Professional

Race 3: THE GIBSON BENCHMARK 78 Handicap - 1000m

19 April 2025 - 12:09

Track Rating: Good 4, Weather: Fine, Rail Position: +3m Entire

BRISBANE RACING CLUB

Section	Overall	800m	600m	400m	200m
Section Times	0:59.08 [10] (0:13.19)	0:45.89 [7] (0:10.77)	0:35.12 [6] (0:11.10)	0:24.02 [8] (0:10.81)	0:13.21 [8] (0:13.21)
Average Speed [km/h]	55.2	68.6	67.5	66.6	54.6
Top Speed [km/h]	68.2	71.6	69.2	70.6	62.7
Avg. Dist. to Rail [m]	5.5	5.9	7.7	7.9	5.6
Avg. Stride Freq. [Hz]	2.3	2.5	2.5	2.5	2.3
Avg. Stride Length [m]	6.5	7.6	7.5	7.4	6.7

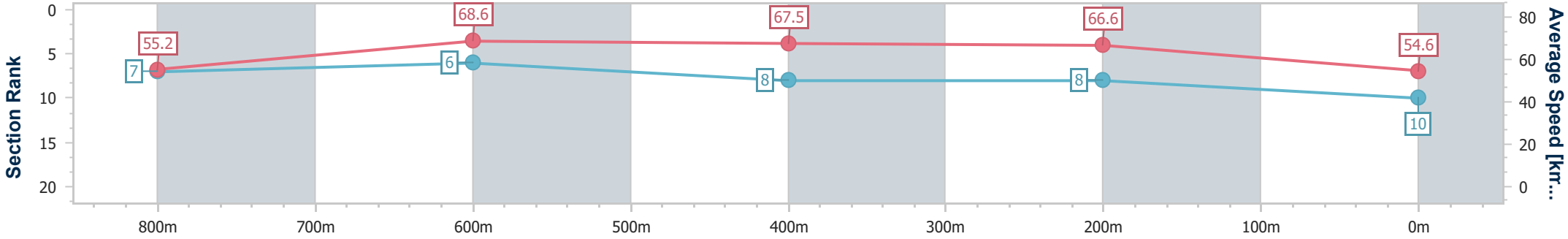

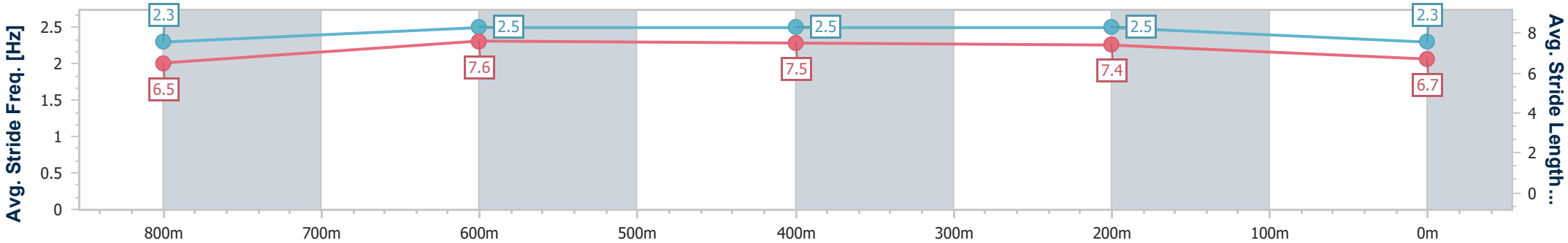

[ ]	Ranking at each section and finish
-:--.--	No data available at this section
NA	No data available

data processed by TRIPLESDATA

Eagle Farm QLD Professional

Race 4: LADBROKES CALCUTTA & LUNCHEON 13 JUNE BENCHMARK 70 Handicap - 1200m

19 April 2025 - 12:48

BRISBANE RACING CLUB

Track Rating: Good 4, Weather: Fine, Rail Position: +3m Entire

Section	Overall	1000m	800m	600m	400m	200m	Last 600m
Field Times	1:09.98 (0:12.70)	0:57.28 (0:11.48)	0:45.80 (0:11.64)	0:34.16 (0:11.37)	0:22.79 (0:11.02)	0:11.77 (0:11.77)	0:34.16

Rank	TAB	Horse/Jockey	Barrier	Top Speed [km/h]	Fastest Section	Overall	1000m	800m	600m	400m	200m	Margin	Last 600m	Distance Travelled [m]
1	12	FLOOZIE	7	67.5	0:10.85	1:09.98 [1]	0:56.87 [5]	0:45.52 [5]	0:33.78 [5]	0:22.53 [4]	0:11.68 [3]	1:09.98	0:33.78	
		Angela Jones		400m	400m	(0:13.11)	(0:11.35)	(0:11.74)	(0:11.25)	(0:10.85)	(0:11.68)			
2	20	LIETUVA	3	66.9	0:11.02	1:10.33 [2]	0:57.41 [2]	0:46.08 [2]	0:34.51 [1]	0:23.14 [1]	0:12.12 [1]	2.09L	0:34.51	-31
		Samantha Collett		400m	400m	(0:12.92)	(0:11.33)	(0:11.57)	(0:11.37)	(0:11.02)	(0:12.12)			
3	18	LADY LUCIFER	4	66.1	0:11.02	1:10.40 [3]	0:57.43 [3]	0:45.99 [4]	0:34.27 [4]	0:22.74 [6]	0:11.72 [8]	2.5L	0:34.27	-5
		Emily Lang		1000m	400m	(0:12.97)	(0:11.44)	(0:11.72)	(0:11.53)	(0:11.02)	(0:11.72)			
4	2	ACRES AWAY	8	68.2	0:11.07	1:10.45 [4]	0:57.75 [1]	0:46.27 [1]	0:34.53 [2]	0:23.24 [2]	0:12.17 [2]	2.75L	0:34.53	-12
		Shayleigh Ingelse		1000m	400m	(0:12.70)	(0:11.48)	(0:11.74)	(0:11.29)	(0:11.07)	(0:12.17)			
5	13	I AM A MARVEL	1	67.5	0:10.88	1:10.47 [5]	0:56.95 [9]	0:45.63 [9]	0:34.03 [8]	0:22.74 [8]	0:11.86 [6]	2.9L	0:34.03	-10
		Noel Callow		400m	400m	(0:13.52)	(0:11.32)	(0:11.60)	(0:11.29)	(0:10.88)	(0:11.86)			
6	7	SCUD	14	68.4	0:11.08	1:10.58 [6]	0:57.48 [4]	0:46.32 [3]	0:34.57 [3]	0:23.15 [3]	0:12.07 [4]	3.55L	0:34.57	-9
		Damien Thornton		1000m	400m	(0:13.10)	(0:11.16)	(0:11.75)	(0:11.42)	(0:11.08)	(0:12.07)			
7	16	GALWAY HUSSLER	10	67.6	0:10.99	1:10.64 [7]	0:57.27 [8]	0:45.80 [8]	0:34.18 [9]	0:22.97 [7]	0:11.98 [7]	3.87L	0:34.18	-2
		Mark Du Plessis		400m	400m	(0:13.37)	(0:11.47)	(0:11.62)	(0:11.21)	(0:10.99)	(0:11.98)			
8	6	DEVASTATING	2	67.0	0:10.98	1:10.80 [8]	0:57.57 [7]	0:46.17 [6]	0:34.46 [7]	0:23.20 [5]	0:12.22 [5]	4.83L	0:34.46	-12
		Martin Harley		400m	400m	(0:13.23)	(0:11.40)	(0:11.71)	(0:11.26)	(0:10.98)	(0:12.22)			
9	3	SER JOH	15	68.3	0:10.85	1:10.84 [9]	0:57.12 [12]	0:45.77 [12]	0:34.23 [11]	0:22.94 [12]	0:12.09 [10]	5.09L	0:34.23	-36
		Bailey Wheeler		400m	400m	(0:13.72)	(0:11.35)	(0:11.54)	(0:11.29)	(0:10.85)	(0:12.09)			
10	11	MEAN APPROACH	11	67.4	0:10.88	1:10.87 [10]	0:57.29 [10]	0:45.92 [10]	0:34.22 [12]	0:23.03 [11]	0:12.15 [9]	5.22L	0:34.22	-9
		Justin Huxtable		400m	400m	(0:13.58)	(0:11.37)	(0:11.70)	(0:11.19)	(0:10.88)	(0:12.15)			

Scratched: Menazzi (#1), Sicilian (#5), Last Chance Saloon (#8), Party Spirit (#9), Depth Charge (#10), Mayne (#15), North Of Eli (#19), Monte Outlander (#21)

[ ]	Ranking at each section and finish	SCN	Saddle cloth number
-:--.--	No data available at this section	DNF	Did not finish
NA	No data available	DNT	Did not track

data processed by TRIPLESDATA

Eagle Farm QLD Professional

Race 4: LADBROKES CALCUTTA & LUNCHEON 13 JUNE BENCHMARK 70 Handicap - 1200m

19 April 2025 - 12:48

BRISBANE RACING CLUB

Track Rating: Good 4, Weather: Fine, Rail Position: +3m Entire

Section	Overall	1000m	800m	600m	400m	200m	Last 600m
Field Times	1:09.98 (0:12.70)	0:57.28 (0:11.48)	0:45.80 (0:11.64)	0:34.16 (0:11.37)	0:22.79 (0:11.02)	0:11.77 (0:11.77)	0:34.16

Rank	TAB	Horse/Jockey	Barrier	Top Speed [km/h]	Fastest Section	Overall	1000m	800m	600m	400m	200m	Margin	Last 600m	Distance Travelled [m]
11	4	DAMO DAYZ	5	66.1	0:11.17	1:10.96 [11]	0:57.81 [6]	0:46.32 [7]	0:34.67 [6]	0:23.17 [9]	0:12.00 [12]	5.8L	0:34.67	-55
		Ryan Maloney		1000m	400m	(0:13.15)	(0:11.49)	(0:11.65)	(0:11.50)	(0:11.17)	(0:12.00)			
12	14	MISTER BIANCO	12	67.6	0:11.05	1:11.04 [12]	0:57.43 [11]	0:46.01 [11]	0:34.47 [10]	0:23.24 [10]	0:12.19 [11]	6.25L	0:34.47	-5
		Michael Rodd		400m	400m	(0:13.61)	(0:11.42)	(0:11.54)	(0:11.23)	(0:11.05)	(0:12.19)			
13	17	BJORN IRONSIDE	20	68.2	0:10.99	1:11.42 [13]	0:57.52 [13]	0:46.16 [13]	0:34.45 [13]	0:23.22 [13]	0:12.23 [13]	8.46L	0:34.45	-2
		Cejay Graham		400m	400m	(0:13.90)	(0:11.36)	(0:11.71)	(0:11.23)	(0:10.99)	(0:12.23)			

Scratched: Menazzi (#1), Sicilian (#5), Last Chance Saloon (#8), Party Spirit (#9), Depth Charge (#10), Mayne (#15), North Of Eli (#19), Monte Outlander (#21)

[ ]	Ranking at each section and finish	**SCN**	Saddle cloth number
-:--.--	No data available at this section	**DNF**	Did not finish
NA	No data available	**DNT**	Did not track

data processed by TRIPLESDATA

Horse/Jockey Name	Floozie
Final Rank	1
Fastest Section Time (Section)	0:10.85 (400m)
Top Speed [km/h] (Section)	67.5 (400m)
Race State	Finished

TAB

Eagle Farm QLD Professional

Race 4: LADBROKES CALCUTTA & LUNCHEON 13 JUNE BENCHMARK 70 Handicap - 1200m

19 April 2025 - 12:48

Track Rating: Good 4, Weather: Fine, Rail Position: +3m Entire

BRISBANE RACING CLUB

Section	Overall	1000m	800m	600m	400m	200m
Section Times	1:09.98 [1] (0:13.11)	0:56.87 [5] (0:11.35)	0:45.52 [5] (0:11.74)	0:33.78 [5] (0:11.25)	0:22.53 [4] (0:10.85)	0:11.68 [3] (0:11.68)
Average Speed [km/h]	55.1	66.2	63.7	66.3	66.3	61.4
Top Speed [km/h]	62.1	67.4	66.9	67.3	67.5	67.0
Avg. Dist. to Rail [m]	7.3	8.0	7.4	6.9	10.3	11.6
Avg. Stride Freq. [Hz]	2.3	2.4	2.3	2.4	2.4	2.4
Avg. Stride Length [m]	6.7	7.6	7.6	7.7	7.6	7.2

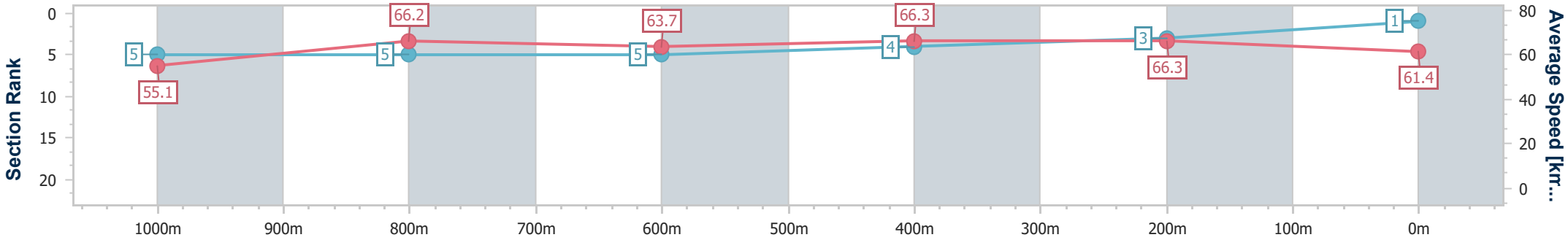

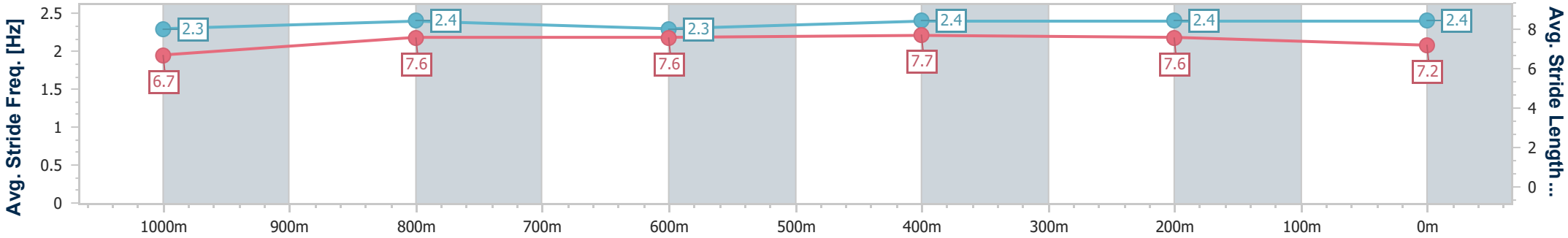

[ ]	Ranking at each section and finish
-:--.--	No data available at this section
NA	No data available

data processed by TRIPLESDATA

Horse/Jockey Name	Lietuva
Final Rank	2
Fastest Section Time (Section)	0:11.02 (400m)
Top Speed [km/h] (Section)	66.9 (400m)
Race State	Finished

TAB

Eagle Farm QLD Professional

Race 4: LADBROKES CALCUTTA & LUNCHEON 13 JUNE BENCHMARK 70 Handicap - 1200m

19 April 2025 - 12:48

Track Rating: Good 4, Weather: Fine, Rail Position: +3m Entire

BRISBANE RACING CLUB

Section	Overall	1000m	800m	600m	400m	200m
Section Times	1:10.33 [2] (0:12.92)	0:57.41 [2] (0:11.33)	0:46.08 [2] (0:11.57)	0:34.51 [1] (0:11.37)	0:23.14 [1] (0:11.02)	0:12.12 [1] (0:12.12)
Average Speed [km/h]	55.2	63.5	62.2	62.5	64.8	59.0
Top Speed [km/h]	62.5	66.9	65.3	65.5	66.9	66.0
Avg. Dist. to Rail [m]	4.4	4.2	4.9	5.4	8.3	9.9
Avg. Stride Freq. [Hz]	2.3	2.3	2.3	2.3	2.3	2.2
Avg. Stride Length [m]	6.8	7.7	7.6	7.6	7.8	7.3

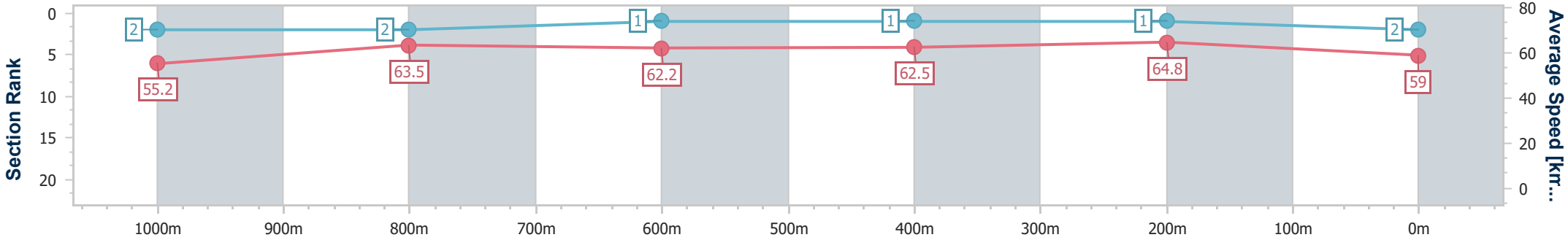

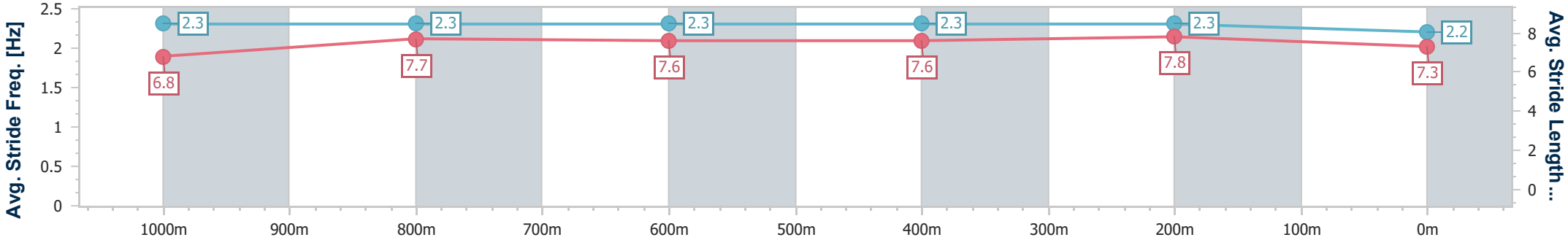

[ ]	Ranking at each section and finish
-:--.--	No data available at this section
NA	No data available

data processed by TRIPLESDATA

Horse/Jockey Name	Lady Lucifer
Final Rank	3
Fastest Section Time (Section)	0:11.02 (400m)
Top Speed [km/h] (Section)	66.1 (1000m)
Race State	Finished

TAB

Eagle Farm QLD Professional

Race 4: LADBROKES CALCUTTA & LUNCHEON 13 JUNE BENCHMARK 70 Handicap - 1200m

19 April 2025 - 12:48

Track Rating: Good 4, Weather: Fine, Rail Position: +3m Entire

BRISBANE RACING CLUB

Section	Overall	1000m	800m	600m	400m	200m
Section Times	1:10.40 [3] (0:12.97)	0:57.43 [3] (0:11.44)	0:45.99 [4] (0:11.72)	0:34.27 [4] (0:11.53)	0:22.74 [6] (0:11.02)	0:11.72 [8] (0:11.72)
Average Speed [km/h]	55.5	64.6	63.3	64.8	65.3	61.1
Top Speed [km/h]	62.8	66.1	65.2	65.3	66.1	66.0
Avg. Dist. to Rail [m]	5.8	5.1	6.7	6.3	9.7	11.2
Avg. Stride Freq. [Hz]	2.3	2.2	2.4	2.4	2.4	2.4
Avg. Stride Length [m]	6.8	8.3	7.4	7.6	7.5	7.1

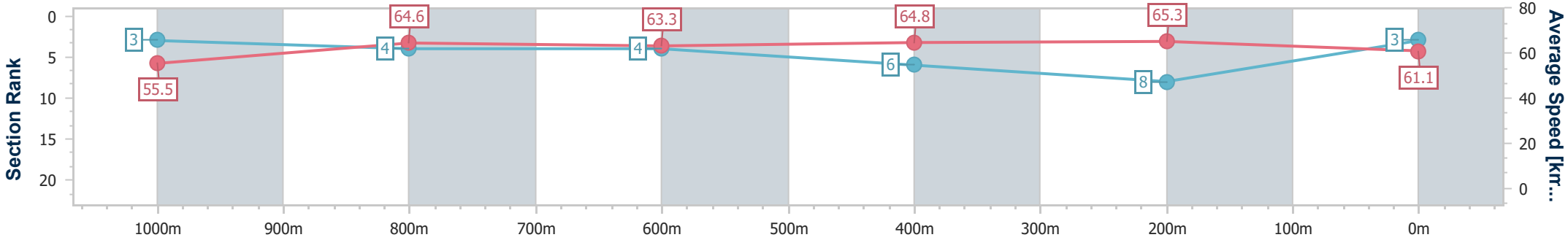

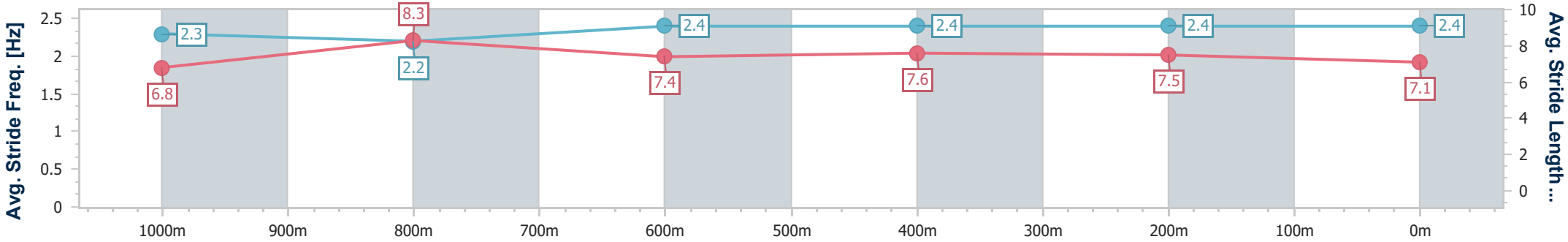

[ ]	Ranking at each section and finish
-:--.--	No data available at this section
NA	No data available

data processed by TRIPLESDATA

Horse/Jockey Name	Acres Away
Final Rank	4
Fastest Section Time (Section)	0:11.07 (400m)
Top Speed [km/h] (Section)	68.2 (1000m)
Race State	Finished

TAB

Eagle Farm QLD Professional

Race 4: LADBROKES CALCUTTA & LUNCHEON 13 JUNE BENCHMARK 70 Handicap - 1200m

19 April 2025 - 12:48

Track Rating: Good 4, Weather: Fine, Rail Position: +3m Entire

BRISBANE RACING CLUB

Section	Overall	1000m	800m	600m	400m	200m
Section Times	1:10.45 [4] (0:12.70)	0:57.75 [1] (0:11.48)	0:46.27 [1] (0:11.74)	0:34.53 [2] (0:11.29)	0:23.24 [2] (0:11.07)	0:12.17 [2] (0:12.17)
Average Speed [km/h]	56.1	63.9	62.7	64.4	64.9	59.2
Top Speed [km/h]	63.3	68.2	64.5	65.1	66.4	65.6
Avg. Dist. to Rail [m]	8.7	6.4	6.0	2.7	5.0	6.5
Avg. Stride Freq. [Hz]	2.4	2.5	2.5	2.4	2.5	2.4
Avg. Stride Length [m]	6.5	7.0	7.0	7.5	7.2	6.9

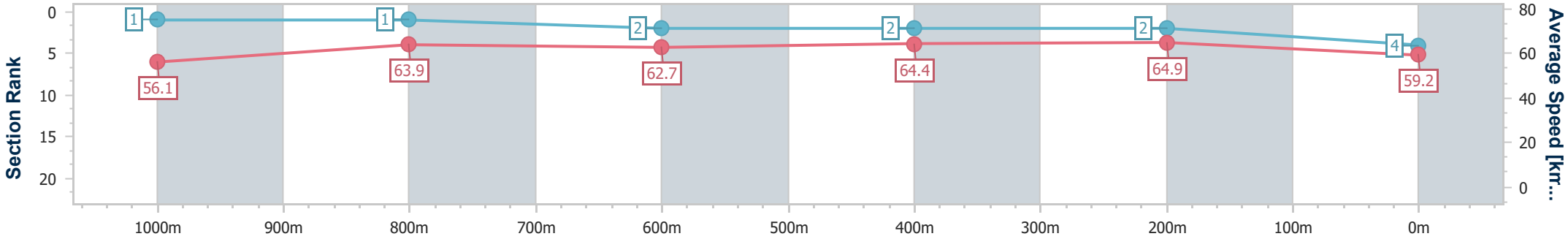

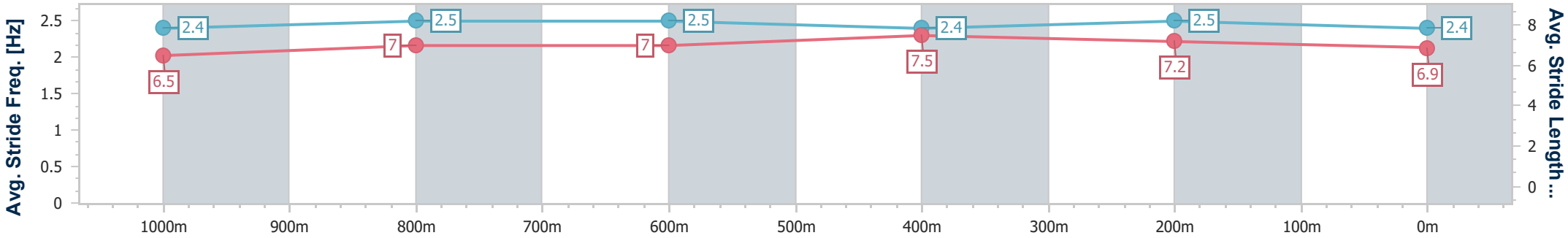

[ ]	Ranking at each section and finish
-:--.--	No data available at this section
NA	No data available

data processed by TRIPLESDATA

Horse/Jockey Name	I Am A Marvel
Final Rank	5
Fastest Section Time (Section)	0:10.88 (400m)
Top Speed [km/h] (Section)	67.5 (400m)
Race State	Finished

TAB

Eagle Farm QLD Professional

Race 4: LADBROKES CALCUTTA & LUNCHEON 13 JUNE BENCHMARK 70 Handicap - 1200m

19 April 2025 - 12:48

Track Rating: Good 4, Weather: Fine, Rail Position: +3m Entire

BRISBANE RACING CLUB

Section	Overall	1000m	800m	600m	400m	200m
Section Times	1:10.47 [5] (0:13.52)	0:56.95 [9] (0:11.32)	0:45.63 [9] (0:11.60)	0:34.03 [8] (0:11.29)	0:22.74 [8] (0:10.88)	0:11.86 [6] (0:11.86)
Average Speed [km/h]	53.3	65.0	63.9	65.0	66.4	60.7
Top Speed [km/h]	61.1	66.4	65.9	65.8	67.5	66.8
Avg. Dist. to Rail [m]	3.7	4.4	4.2	3.6	6.6	6.4
Avg. Stride Freq. [Hz]	2.2	2.4	2.3	2.3	2.4	2.4
Avg. Stride Length [m]	6.7	7.6	7.7	7.7	7.6	7.1

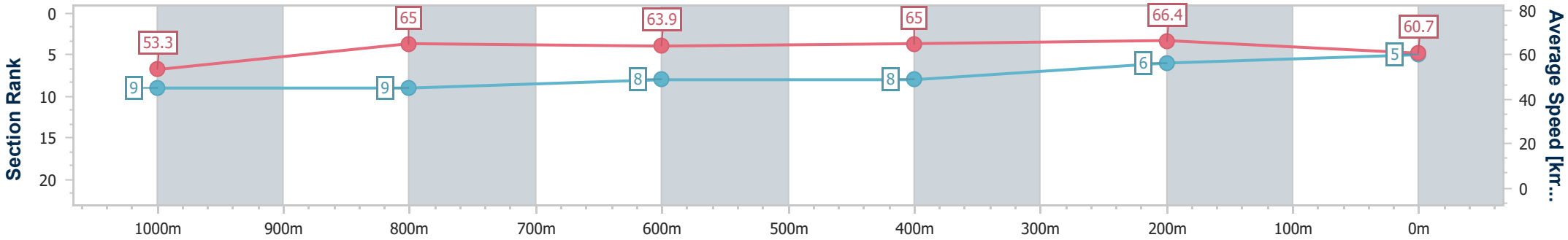

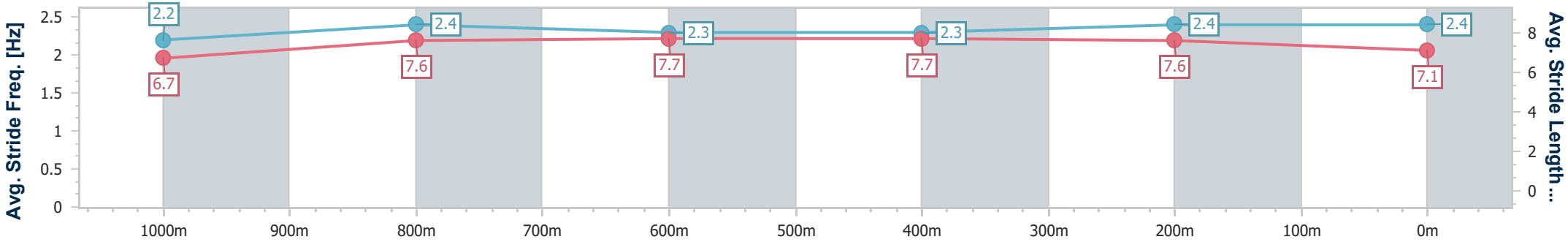

[ ]	Ranking at each section and finish
-:--.--	No data available at this section
NA	No data available

data processed by TRIPLESDATA

Horse/Jockey Name	Scud
Final Rank	6
Fastest Section Time (Section)	0:11.08 (400m)
Top Speed [km/h] (Section)	68.4 (1000m)
Race State	Finished

TAB

Eagle Farm QLD Professional

Race 4: LADBROKES CALCUTTA & LUNCHEON 13 JUNE BENCHMARK 70 Handicap - 1200m

19 April 2025 - 12:48

Track Rating: Good 4, Weather: Fine, Rail Position: +3m Entire

BRISBANE RACING CLUB

Section	Overall	1000m	800m	600m	400m	200m
Section Times	1:10.58 [6] (0:13.10)	0:57.48 [4] (0:11.16)	0:46.32 [3] (0:11.75)	0:34.57 [3] (0:11.42)	0:23.15 [3] (0:11.08)	0:12.07 [4] (0:12.07)
Average Speed [km/h]	54.1	67.0	63.1	64.4	65.3	59.3
Top Speed [km/h]	62.1	68.4	67.5	65.2	66.2	65.6
Avg. Dist. to Rail [m]	11.4	7.3	6.2	4.3	7.9	9.0
Avg. Stride Freq. [Hz]	2.4	2.5	2.4	2.4	2.4	2.3
Avg. Stride Length [m]	6.3	7.5	7.4	7.5	7.6	7.2

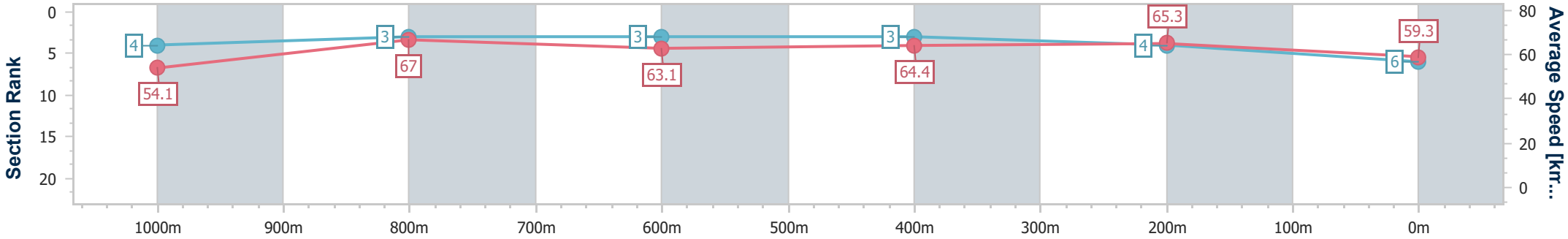

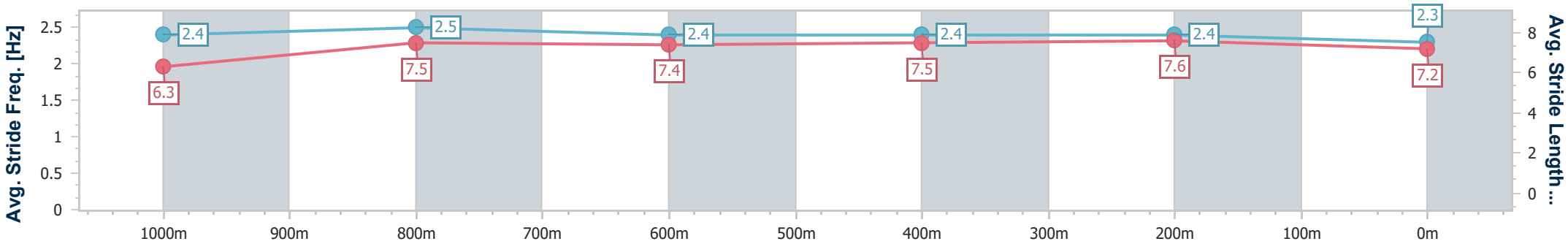

[ ]	Ranking at each section and finish
-:--.--	No data available at this section
NA	No data available

data processed by TRIPLESDATA

Horse/Jockey Name	Galway Hussler
Final Rank	7
Fastest Section Time (Section)	0:10.99 (400m)
Top Speed [km/h] (Section)	67.6 (400m)
Race State	Finished

TAB

Eagle Farm QLD Professional

Race 4: LADBROKES CALCUTTA & LUNCHEON 13 JUNE BENCHMARK 70 Handicap - 1200m

19 April 2025 - 12:48

Track Rating: Good 4, Weather: Fine, Rail Position: +3m Entire

BRISBANE RACING CLUB

Section	Overall	1000m	800m	600m	400m	200m
Section Times	1:10.64 [7] (0:13.37)	0:57.27 [8] (0:11.47)	0:45.80 [8] (0:11.62)	0:34.18 [9] (0:11.21)	0:22.97 [7] (0:10.99)	0:11.98 [7] (0:11.98)
Average Speed [km/h]	53.8	65.5	63.9	65.9	65.7	60.2
Top Speed [km/h]	60.6	65.9	65.7	67.0	67.6	66.1
Avg. Dist. to Rail [m]	8.6	6.7	7.2	5.0	10.3	12.1
Avg. Stride Freq. [Hz]	2.4	2.4	2.4	2.4	2.4	2.3
Avg. Stride Length [m]	6.3	7.7	7.5	7.7	7.5	7.2

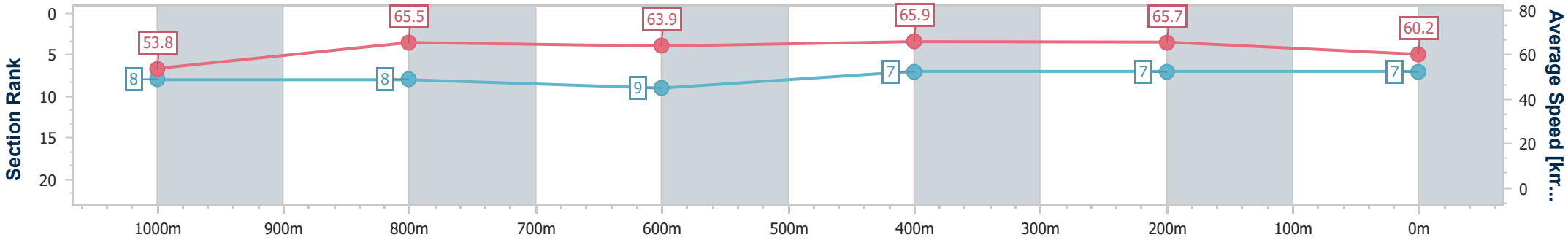

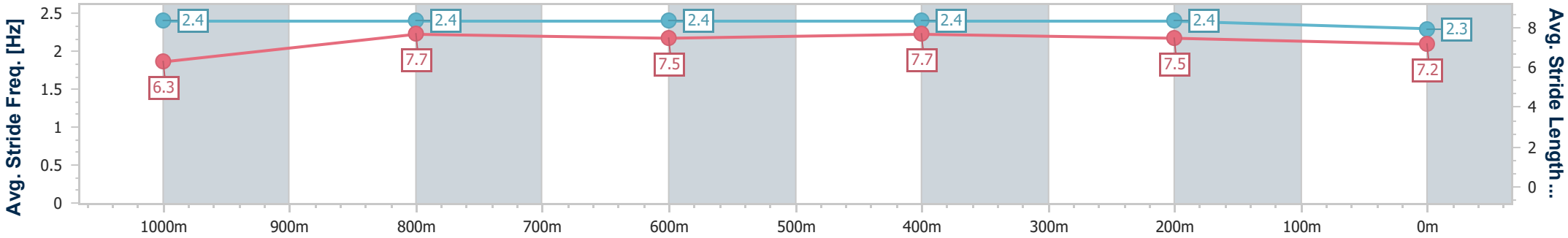

[ ]	Ranking at each section and finish
-:--.--	No data available at this section
NA	No data available

data processed by TRIPLESDATA

Horse/Jockey Name	Devastating
Final Rank	8
Fastest Section Time (Section)	0:10.98 (400m)
Top Speed [km/h] (Section)	67.0 (400m)
Race State	Finished

TAB

Eagle Farm QLD Professional

Race 4: LADBROKES CALCUTTA & LUNCHEON 13 JUNE BENCHMARK 70 Handicap - 1200m

19 April 2025 - 12:48

Track Rating: Good 4, Weather: Fine, Rail Position: +3m Entire

BRISBANE RACING CLUB

Section	Overall	1000m	800m	600m	400m	200m
Section Times	1:10.80 [8] (0:13.23)	0:57.57 [7] (0:11.40)	0:46.17 [6] (0:11.71)	0:34.46 [7] (0:11.26)	0:23.20 [5] (0:10.98)	0:12.22 [5] (0:12.22)
Average Speed [km/h]	54.4	64.4	63.1	64.4	65.2	59.4
Top Speed [km/h]	61.4	66.7	65.9	66.0	67.0	66.2
Avg. Dist. to Rail [m]	4.5	6.4	7.3	4.2	7.8	8.0
Avg. Stride Freq. [Hz]	2.3	2.4	2.4	2.4	2.4	2.3
Avg. Stride Length [m]	6.5	7.5	7.5	7.6	7.5	7.1

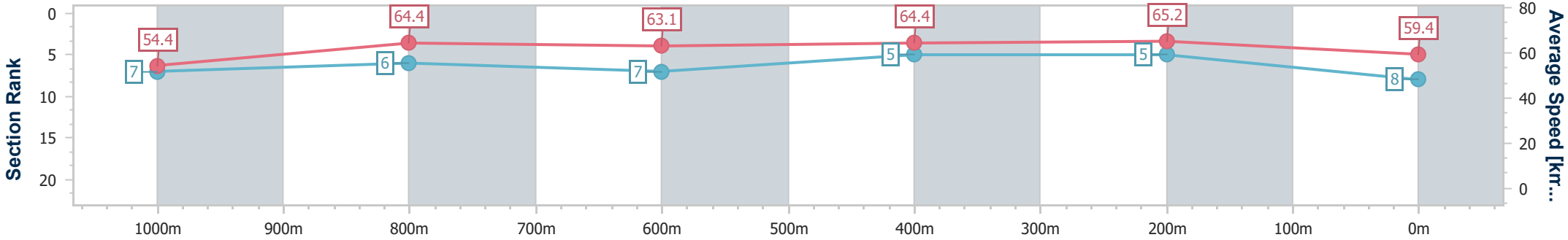

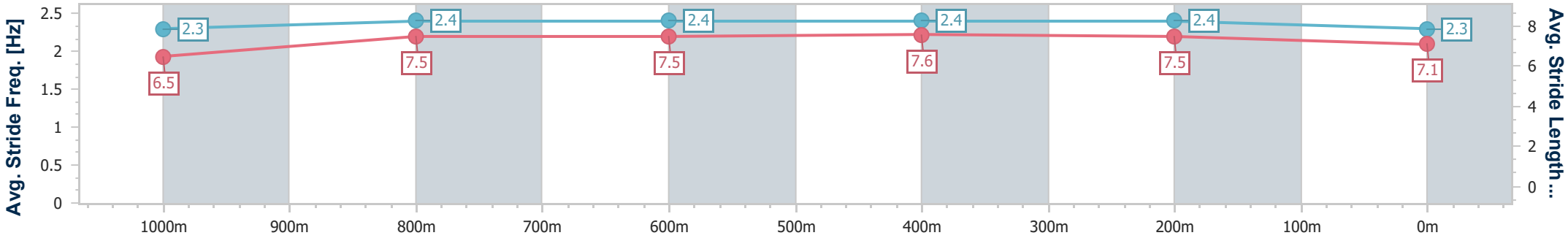

[ ]	Ranking at each section and finish
-:--.--	No data available at this section
NA	No data available

data processed by TRIPLESDATA

Horse/Jockey Name	Ser Joh
Final Rank	9
Fastest Section Time (Section)	0:10.85 (400m)
Top Speed [km/h] (Section)	68.3 (400m)
Race State	Finished

TAB

Eagle Farm QLD Professional

Race 4: LADBROKES CALCUTTA & LUNCHEON 13 JUNE BENCHMARK 70 Handicap - 1200m

19 April 2025 - 12:48

Track Rating: Good 4, Weather: Fine, Rail Position: +3m Entire

BRISBANE RACING CLUB

Section	Overall	1000m	800m	600m	400m	200m
Section Times	1:10.84 [9] (0:13.72)	0:57.12 [12] (0:11.35)	0:45.77 [12] (0:11.54)	0:34.23 [11] (0:11.29)	0:22.94 [12] (0:10.85)	0:12.09 [10] (0:12.09)
Average Speed [km/h]	52.4	62.2	62.3	64.8	62.2	59.5
Top Speed [km/h]	58.9	65.8	65.8	67.2	68.3	67.0
Avg. Dist. to Rail [m]	11.8	4.8	5.4	8.5	12.8	13.7
Avg. Stride Freq. [Hz]	2.2	2.4	2.3	2.4	2.4	2.3
Avg. Stride Length [m]	6.5	7.3	7.6	7.6	7.1	7.2

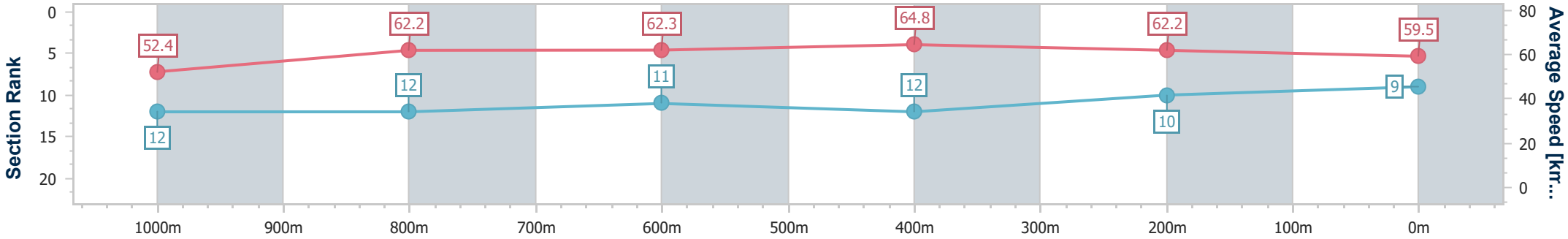

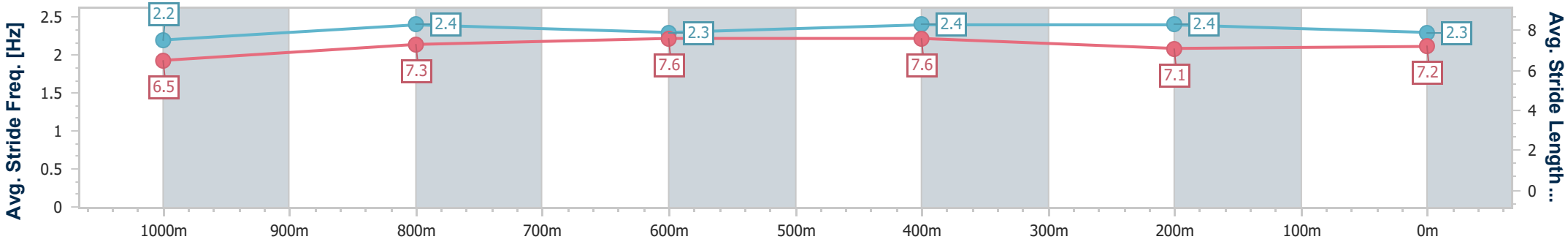

[ ]	Ranking at each section and finish
-:--.--	No data available at this section
NA	No data available

data processed by TRIPLESDATA

Horse/Jockey Name	Mean Approach
Final Rank	10
Fastest Section Time (Section)	0:10.88 (400m)
Top Speed [km/h] (Section)	67.4 (400m)
Race State	Finished

TAB

Eagle Farm QLD Professional

Race 4: LADBROKES CALCUTTA & LUNCHEON 13 JUNE BENCHMARK 70 Handicap - 1200m

19 April 2025 - 12:48

Track Rating: Good 4, Weather: Fine, Rail Position: +3m Entire

BRISBANE RACING CLUB

Section	Overall	1000m	800m	600m	400m	200m
Section Times	1:10.87 [10] (0:13.58)	0:57.29 [10] (0:11.37)	0:45.92 [10] (0:11.70)	0:34.22 [12] (0:11.19)	0:23.03 [11] (0:10.88)	0:12.15 [9] (0:12.15)
Average Speed [km/h]	53.2	64.7	63.4	65.3	66.5	59.1
Top Speed [km/h]	60.1	65.6	65.7	66.5	67.4	66.9
Avg. Dist. to Rail [m]	9.2	4.3	5.5	3.6	7.5	10.1
Avg. Stride Freq. [Hz]	2.3	2.3	2.3	2.3	2.3	2.2
Avg. Stride Length [m]	6.5	7.8	7.8	7.9	7.9	7.4

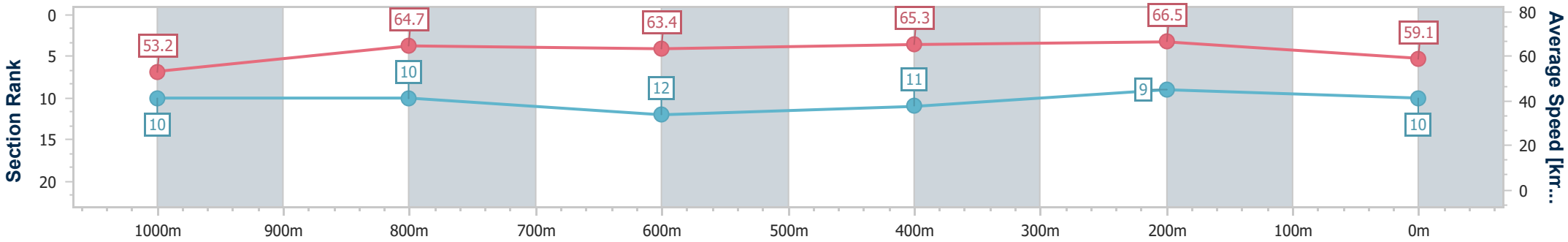

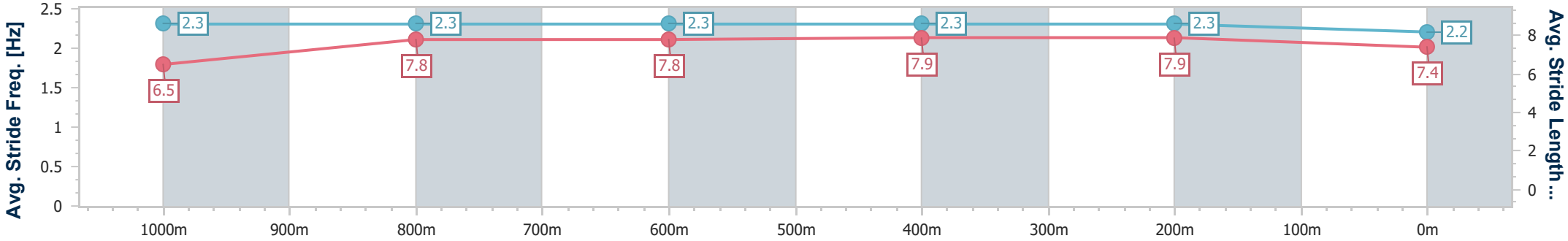

[ ]	Ranking at each section and finish
-:--.--	No data available at this section
NA	No data available

data processed by TRIPLESDATA

Horse/Jockey Name	Damo Dayz
Final Rank	11
Fastest Section Time (Section)	0:11.17 (400m)
Top Speed [km/h] (Section)	66.1 (1000m)
Race State	Finished

TAB

Eagle Farm QLD Professional

Race 4: LADBROKES CALCUTTA & LUNCHEON 13 JUNE BENCHMARK 70 Handicap - 1200m

19 April 2025 - 12:48

Track Rating: Good 4, Weather: Fine, Rail Position: +3m Entire

BRISBANE RACING CLUB

Section	Overall	1000m	800m	600m	400m	200m
Section Times	1:10.96 [11] (0:13.15)	0:57.81 [6] (0:11.49)	0:46.32 [7] (0:11.65)	0:34.67 [6] (0:11.50)	0:23.17 [9] (0:11.17)	0:12.00 [12] (0:12.00)
Average Speed [km/h]	54.8	60.1	58.9	60.7	62.0	60.1
Top Speed [km/h]	61.3	66.1	65.1	65.4	65.8	65.2
Avg. Dist. to Rail [m]	6.8	5.7	5.3	6.3	11.0	12.5
Avg. Stride Freq. [Hz]	2.4	2.4	2.4	2.4	2.4	2.4
Avg. Stride Length [m]	6.5	6.9	6.8	6.9	7.1	7.1

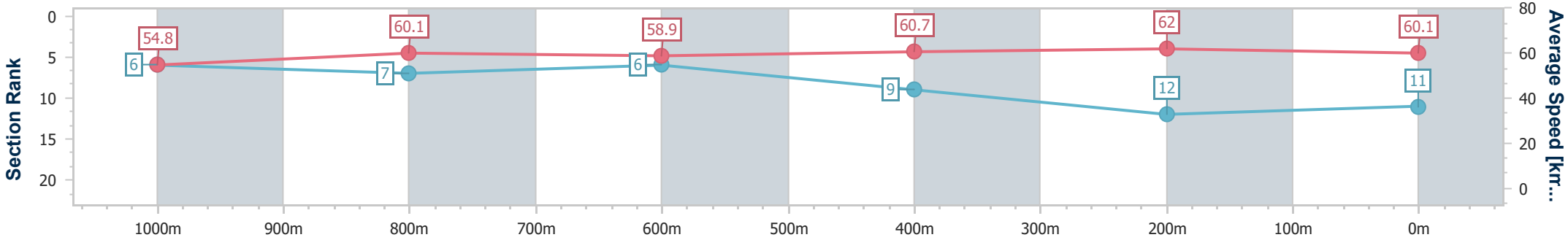

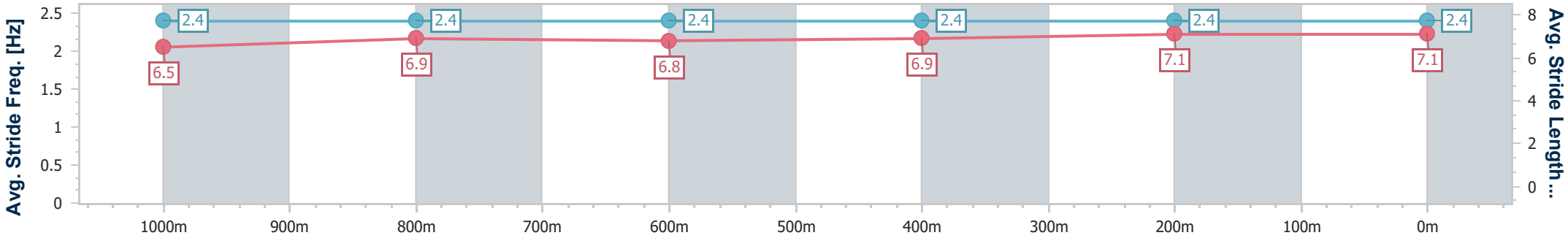

[ ]	Ranking at each section and finish
-:--.--	No data available at this section
NA	No data available

data processed by TRIPLESDATA

Horse/Jockey Name	Mister Bianco
Final Rank	12
Fastest Section Time (Section)	0:11.05 (400m)
Top Speed [km/h] (Section)	67.6 (400m)
Race State	Finished

TAB

Eagle Farm QLD Professional

Race 4: LADBROKES CALCUTTA & LUNCHEON 13 JUNE BENCHMARK 70 Handicap - 1200m

19 April 2025 - 12:48

Track Rating: Good 4, Weather: Fine, Rail Position: +3m Entire

BRISBANE RACING CLUB

Section	Overall	1000m	800m	600m	400m	200m
Section Times	1:11.04 [12] (0:13.61)	0:57.43 [11] (0:11.42)	0:46.01 [11] (0:11.54)	0:34.47 [10] (0:11.23)	0:23.24 [10] (0:11.05)	0:12.19 [11] (0:12.19)
Average Speed [km/h]	53.1	65.1	63.8	66.4	65.2	59.2
Top Speed [km/h]	60.1	66.1	65.9	67.1	67.6	65.8
Avg. Dist. to Rail [m]	10.7	5.5	4.9	6.2	10.6	12.1
Avg. Stride Freq. [Hz]	2.2	2.3	2.2	2.3	2.3	2.2
Avg. Stride Length [m]	6.8	7.9	7.9	8.1	7.7	7.4

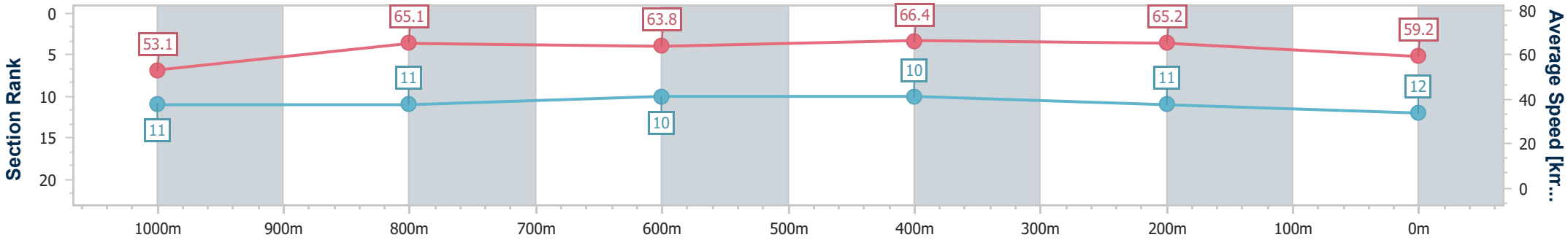

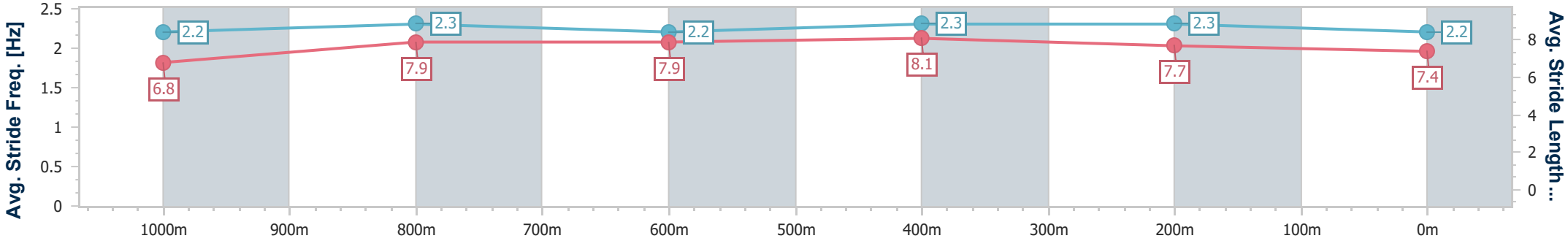

[ ]	Ranking at each section and finish
-:--.--	No data available at this section
NA	No data available

data processed by TRIPLESDATA

Horse/Jockey Name	Bjorn Ironside
Final Rank	13
Fastest Section Time (Section)	0:10.99 (400m)
Top Speed [km/h] (Section)	68.2 (400m)
Race State	Finished

TAB

Eagle Farm QLD Professional

Race 4: LADBROKES CALCUTTA & LUNCHEON 13 JUNE BENCHMARK 70 Handicap - 1200m

19 April 2025 - 12:48

Track Rating: Good 4, Weather: Fine, Rail Position: +3m Entire

BRISBANE RACING CLUB

Section	Overall	1000m	800m	600m	400m	200m
Section Times	1:11.42 [13] (0:13.90)	0:57.52 [13] (0:11.36)	0:46.16 [13] (0:11.71)	0:34.45 [13] (0:11.23)	0:23.22 [13] (0:10.99)	0:12.23 [13] (0:12.23)
Average Speed [km/h]	52.1	65.4	63.5	66.9	65.6	58.8
Top Speed [km/h]	60.5	66.0	66.0	67.3	68.2	65.8
Avg. Dist. to Rail [m]	11.5	5.4	7.4	6.9	11.2	11.9
Avg. Stride Freq. [Hz]	2.2	2.3	2.3	2.4	2.3	2.3
Avg. Stride Length [m]	6.6	7.8	7.8	7.9	7.8	7.2

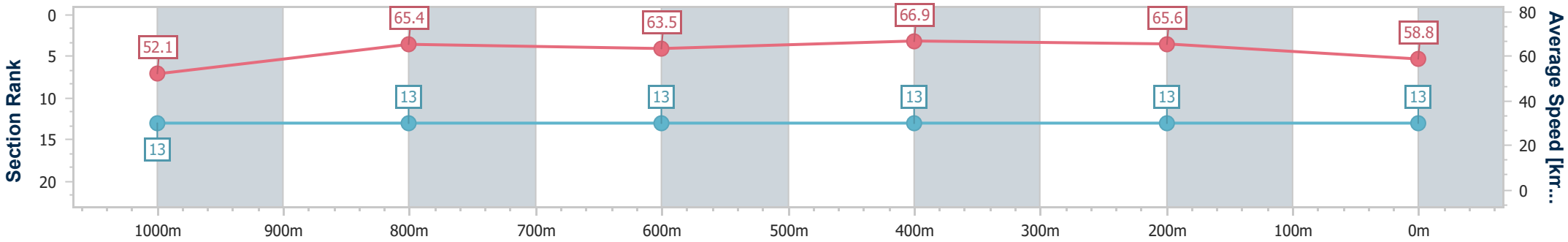

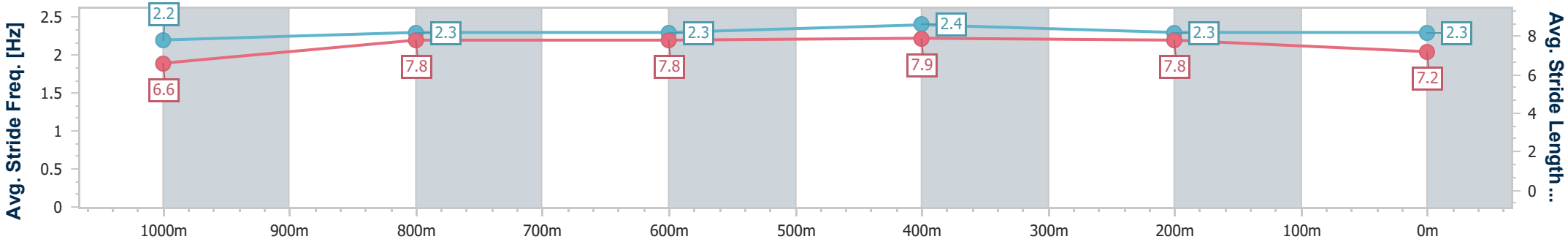

[ ]	Ranking at each section and finish
-:--.--	No data available at this section
NA	No data available

data processed by TRIPLESDATA

Eagle Farm QLD Professional

Race 5: SKY RACING QTIS Three-Year-Old Handicap - 1600m

19 April 2025 - 13:25

BRISBANE RACING CLUB

Track Rating: Good 4, Weather: Fine, Rail Position: +3m Entire

Section	Overall	1400m	1200m	1000m	800m	600m	400m	Last 600m
Field Times	1:35.20 (0:12.74)	1:22.46 (0:10.85)	1:11.61 (0:11.53)	1:00.08 (0:11.89)	0:48.19 (0:11.93)	0:36.26 (0:12.09)	0:24.17 (0:11.66)	0:36.26

Rank	TAB	Horse/Jockey	Barrier	Top Speed [km/h]	Fastest Section	Overall	1400m	1200m	1000m	800m	600m	400m	Last 600m	Distance Travelled [m]
1	1	DEPTH OF CHARACTER	1	66.4	0:11.12	1:35.20 [1]	1:22.22 [4]	1:11.10 [5]	0:59.54 [5]	0:47.56 [5]	0:35.89 [4]	0:23.97 [5]	0:35.89	
		Ryan Maloney		Overall	1400m	(0:12.98)	(0:11.12)	(0:11.56)	(0:11.98)	(0:11.67)	(0:11.92)	(0:11.46)		
2	4	PRINCE LEVI	10	66.9	0:11.13	1:35.23 [2]	1:21.85 [9]	1:10.72 [10]	0:59.20 [10]	0:47.01 [10]	0:35.33 [10]	0:23.67 [8]	0:35.33	-5
		Taylor Marshall		1400m	1400m	(0:13.38)	(0:11.13)	(0:11.52)	(0:12.19)	(0:11.68)	(0:11.66)	(0:11.35)		
3	2	APUNTAR	6	68.9	0:10.81	1:35.83 [3]	1:23.05 [2]	1:12.24 [1]	1:00.71 [1]	0:48.82 [1]	0:36.89 [1]	0:24.73 [2]	0:36.89	-6
		Cody Collis		1400m	1400m	(0:12.78)	(0:10.81)	(0:11.53)	(0:11.89)	(0:11.93)	(0:12.16)	(0:11.94)		
4	9	RAMP IT UP	11	68.6	0:11.01	1:35.86 [4]	1:23.12 [1]	1:12.11 [2]	1:00.50 [2]	0:48.59 [2]	0:36.79 [2]	0:24.83 [1]	0:36.79	-2
		Emily Lang		Overall	1400m	(0:12.74)	(0:11.01)	(0:11.61)	(0:11.91)	(0:11.80)	(0:11.96)	(0:11.93)		
5	5	DEEP FOCUS	7	68.0	0:10.84	1:35.91 [5]	1:22.43 [10]	1:11.59 [9]	1:00.03 [9]	0:47.90 [9]	0:36.26 [8]	0:24.43 [6]	0:36.26	+0
		Andrew Mallyon		1400m	1400m	(0:13.48)	(0:10.84)	(0:11.56)	(0:12.13)	(0:11.64)	(0:11.83)	(0:11.80)		
6	8	CANAVESE	4	67.2	0:10.99	1:36.06 [6]	1:23.16 [3]	1:12.17 [3]	1:00.63 [3]	0:48.60 [3]	0:36.81 [3]	0:24.90 [4]	0:36.81	-4
		Ron Stewart		Overall	1400m	(0:12.90)	(0:10.99)	(0:11.54)	(0:12.03)	(0:11.79)	(0:11.91)	(0:11.90)		
7	11	PULPIT	8	68.1	0:11.00	1:36.24 [7]	1:23.17 [5]	1:12.17 [4]	1:00.55 [6]	0:48.61 [4]	0:36.90 [5]	0:25.12 [3]	0:36.90	-6
		Mark Du Plessis		Overall	1400m	(0:13.07)	(0:11.00)	(0:11.62)	(0:11.94)	(0:11.71)	(0:11.78)	(0:11.96)		
8	12	TICKLE MY TOSEN	3	67.0	0:11.03	1:36.84 [8]	1:23.68 [8]	1:12.65 [7]	1:01.23 [4]	0:49.15 [6]	0:37.34 [6]	0:25.29 [7]	0:37.34	+5
		Karl Zechner		1400m	1400m	(0:13.16)	(0:11.03)	(0:11.42)	(0:12.08)	(0:11.81)	(0:12.05)	(0:12.04)		
9	3	MR BUBBALUSKI	5	66.6	0:11.15	1:36.90 [9]	1:23.75 [6]	1:12.60 [8]	1:01.07 [7]	0:48.98 [8]	0:37.20 [9]	0:25.24 [9]	0:37.20	+7
		Damien Thornton		1400m	1400m	(0:13.15)	(0:11.15)	(0:11.53)	(0:12.09)	(0:11.78)	(0:11.96)	(0:11.88)		
10	7	SAVANNAH GANGSTER	2	66.7	0:11.03	1:38.06 [10]	1:24.91 [7]	1:13.88 [6]	1:02.22 [8]	0:50.16 [7]	0:38.41 [7]	0:26.38 [10]	0:38.41	-2
		Jake Bayliss		1400m	1400m	(0:13.15)	(0:11.03)	(0:11.66)	(0:12.06)	(0:11.75)	(0:12.03)	(0:12.50)		

Scratched: San Gabriel (#6), Misting (#10)

[ ]	Ranking at each section and finish	SCN	Saddle cloth number
-:--.--	No data available at this section	DNF	Did not finish
NA	No data available	DNT	Did not track

data processed by TRIPLESDATA

Eagle Farm QLD Professional

Race 5: SKY RACING QTIS Three-Year-Old Handicap - 1600m

19 April 2025 - 13:25

BRISBANE RACING CLUB

Track Rating: Good 4, Weather: Fine, Rail Position: +3m Entire

Section	200m	Last 600m
Field Times	0:12.51 (0:12.51)	0:36.26

Rank	TAB	Horse/Jockey	Barrier	Top Speed [km/h]	Fastest Section		Margin		Distance Travelled [m]
1	1	**DEPTH OF CHARACTER**	1	66.4	0:11.12	0:12.51 [1]	1:35.20	0:35.89	
		Ryan Maloney		Overall	1400m	(0:12.51)			
2	4	**PRINCE LEVI**	10	66.9	0:11.13	0:12.32 [2]	0.21L	0:35.33	-5
		Taylor Marshall		1400m	1400m	(0:12.32)			
3	2	**APUNTAR**	6	68.9	0:10.81	0:12.79 [4]	3.74L	0:36.89	-6
		Cody Collis		1400m	1400m	(0:12.79)			
4	9	**RAMP IT UP**	11	68.6	0:11.01	0:12.90 [3]	3.89L	0:36.79	-2
		Emily Lang		Overall	1400m	(0:12.90)			
5	5	**DEEP FOCUS**	7	68.0	0:10.84	0:12.63 [7]	4.19L	0:36.26	+0
		Andrew Mallyon		1400m	1400m	(0:12.63)			
6	8	**CANAVESE**	4	67.2	0:10.99	0:13.00 [5]	5.08L	0:36.81	-4
		Ron Stewart		Overall	1400m	(0:13.00)			
7	11	**PULPIT**	8	68.1	0:11.00	0:13.16 [6]	6.12L	0:36.90	-6
		Mark Du Plessis		Overall	1400m	(0:13.16)			
8	12	**TICKLE MY TOSEN**	3	67.0	0:11.03	0:13.25 [9]	9.66L	0:37.34	+5
		Karl Zechner		1400m	1400m	(0:13.25)			
9	3	**MR BUBBALUSKI**	5	66.6	0:11.15	0:13.36 [8]	9.98L	0:37.20	+7
		Damien Thornton		1400m	1400m	(0:13.36)			
10	7	**SAVANNAH GANGSTER**	2	66.7	0:11.03	0:13.88 [10]	16.83L	0:38.41	-2
		Jake Bayliss		1400m	1400m	(0:13.88)			

Scratched: San Gabriel (#6), Misting (#10)

[ ]	Ranking at each section and finish	SCN	Saddle cloth number
-:--.--	No data available at this section	DNF	Did not finish
NA	No data available	DNT	Did not track

data processed by TRIPLESDATA

Horse/Jockey Name	Depth Of Character
Final Rank	1
Fastest Section Time (Section)	0:11.12 (1400m)
Top Speed [km/h] (Section)	66.4 (Overall)
Race State	Finished

TAB

Eagle Farm QLD Professional

Race 5: SKY RACING QTIS Three-Year-Old Handicap - 1600m

19 April 2025 - 13:25

Track Rating: Good 4, Weather: Fine, Rail Position: +3m Entire

BRISBANE RACING CLUB

Section	Overall	1400m	1200m	1000m	800m	600m	400m	200m
Section Times	1:35.20 [1] (0:12.98)	1:22.22 [4] (0:11.12)	1:11.10 [5] (0:11.56)	0:59.54 [5] (0:11.98)	0:47.56 [5] (0:11.67)	0:35.89 [4] (0:11.92)	0:23.97 [5] (0:11.46)	0:12.51 [1] (0:12.51)
Average Speed [km/h]	55.8	64.9	62.4	61.9	62.9	62.1	62.8	57.6
Top Speed [km/h]	66.4	65.7	64.1	64.1	64.1	64.0	64.1	60.5
Avg. Dist. to Rail [m]	8.3	4.2	5.0	5.4	4.9	5.0	9.1	11.1
Avg. Stride Freq. [Hz]	2.3	2.3	2.2	2.2	2.3	2.3	2.3	2.2
Avg. Stride Length [m]	6.8	7.8	7.8	7.7	7.8	7.5	7.6	7.3

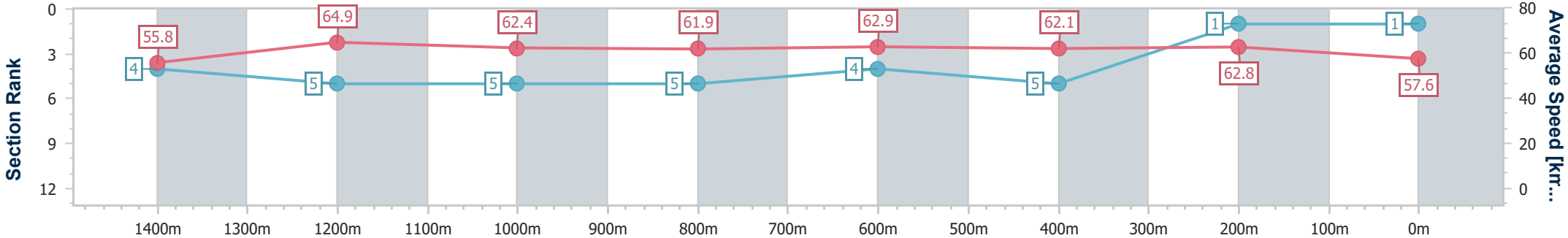

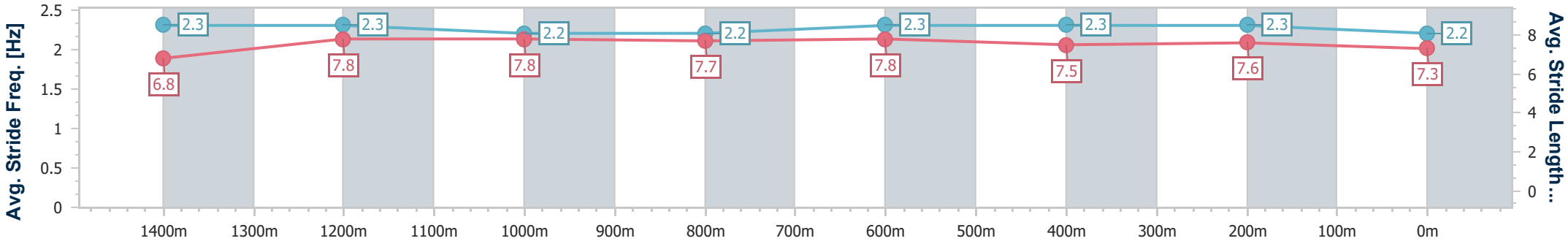

[ ]	Ranking at each section and finish
-:--.--	No data available at this section
NA	No data available

data processed by TRIPLESDATA

Horse/Jockey Name	Prince Levi
Final Rank	2
Fastest Section Time (Section)	0:11.13 (1400m)
Top Speed [km/h] (Section)	66.9 (1400m)
Race State	Finished

TAB

Eagle Farm QLD Professional

Race 5: SKY RACING QTIS Three-Year-Old Handicap - 1600m

19 April 2025 - 13:25

Track Rating: Good 4, Weather: Fine, Rail Position: +3m Entire

BRISBANE RACING CLUB

Section	Overall	1400m	1200m	1000m	800m	600m	400m	200m
Section Times	1:35.23 [2] (0:13.38)	1:21.85 [9] (0:11.13)	1:10.72 [10] (0:11.52)	0:59.20 [10] (0:12.19)	0:47.01 [10] (0:11.68)	0:35.33 [10] (0:11.66)	0:23.67 [8] (0:11.35)	0:12.32 [2] (0:12.32)
Average Speed [km/h]	54.3	64.9	62.7	60.5	62.8	61.9	63.5	58.3
Top Speed [km/h]	66.4	66.9	64.2	63.2	64.6	64.8	65.8	61.8
Avg. Dist. to Rail [m]	13.0	5.6	5.6	4.8	3.7	0.7	7.3	10.9
Avg. Stride Freq. [Hz]	2.2	2.4	2.3	2.3	2.3	2.3	2.4	2.3
Avg. Stride Length [m]	6.8	7.6	7.5	7.3	7.5	7.4	7.4	7.1

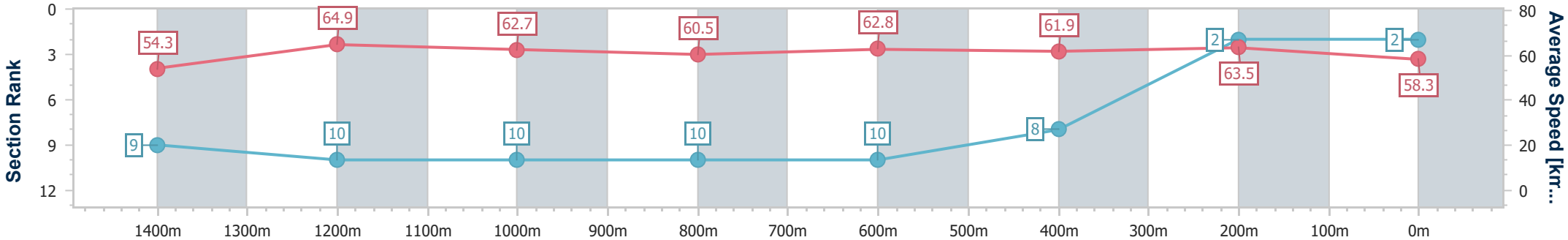

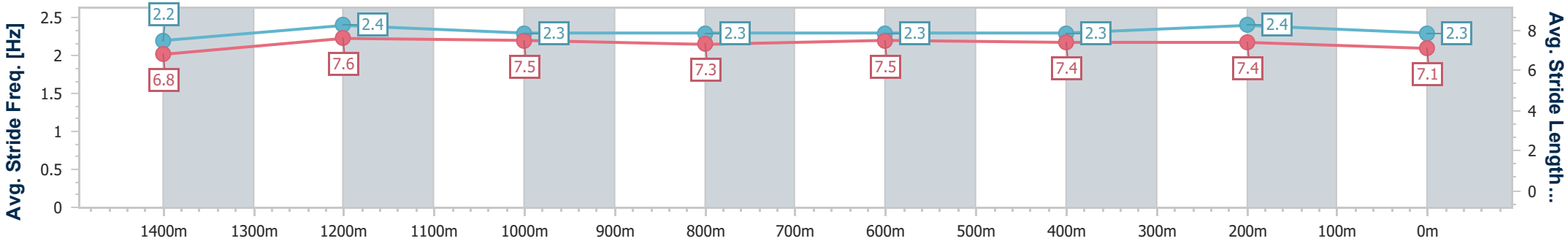

[ ]	Ranking at each section and finish
-:--.--	No data available at this section
NA	No data available

data processed by TRIPLESDATA

Horse/Jockey Name	Apuntar
Final Rank	3
Fastest Section Time (Section)	0:10.81 (1400m)
Top Speed [km/h] (Section)	68.9 (1400m)
Race State	Finished

TAB

Eagle Farm QLD Professional

Race 5: SKY RACING QTIS Three-Year-Old Handicap - 1600m

19 April 2025 - 13:25

Track Rating: Good 4, Weather: Fine, Rail Position: +3m Entire

BRISBANE RACING CLUB

Section	Overall	1400m	1200m	1000m	800m	600m	400m	200m
Section Times	1:35.83 [3] (0:12.78)	1:23.05 [2] (0:10.81)	1:12.24 [1] (0:11.53)	1:00.71 [1] (0:11.89)	0:48.82 [1] (0:11.93)	0:36.89 [1] (0:12.16)	0:24.73 [2] (0:11.94)	0:12.79 [4] (0:12.79)
Average Speed [km/h]	56.6	67.1	62.3	61.8	61.2	59.8	60.3	56.3
Top Speed [km/h]	68.2	68.9	64.9	62.3	62.1	60.7	61.3	58.1
Avg. Dist. to Rail [m]	11.7	3.4	2.8	3.5	3.6	1.8	4.4	5.9
Avg. Stride Freq. [Hz]	2.3	2.4	2.3	2.3	2.3	2.3	2.3	2.2
Avg. Stride Length [m]	6.8	7.0	7.3	7.3	6.9	7.0	7.1	7.1

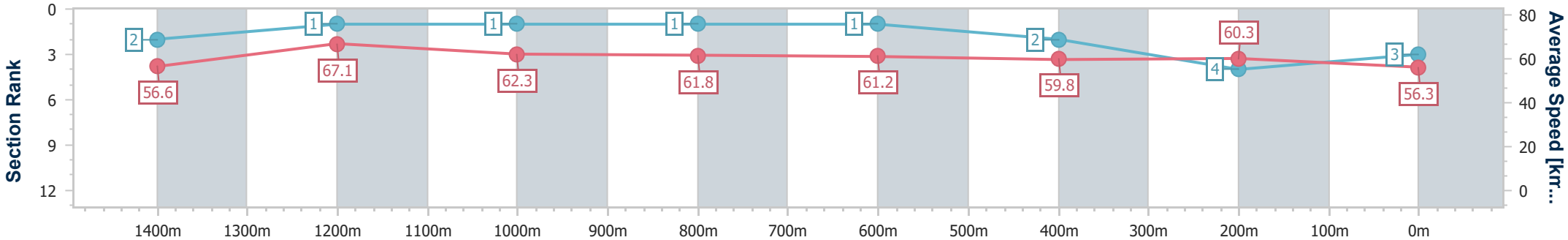

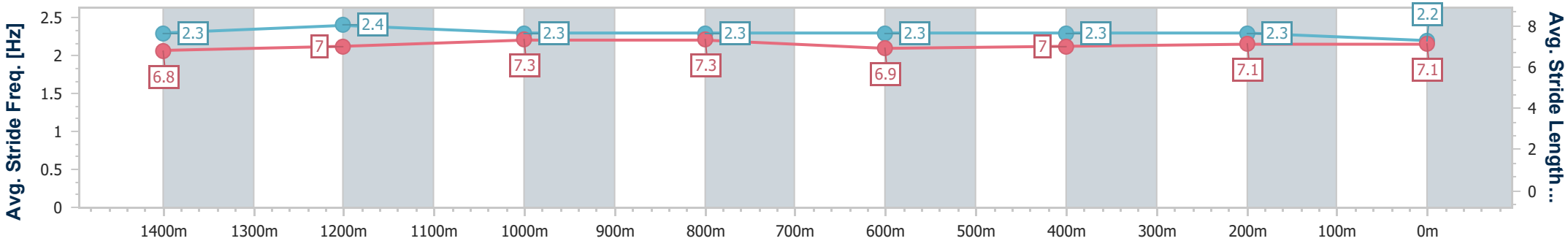

[ ]	Ranking at each section and finish
-:--.--	No data available at this section
NA	No data available

data processed by TRIPLESDATA

Horse/Jockey Name	Ramp It Up
Final Rank	4
Fastest Section Time (Section)	0:11.01 (1400m)
Top Speed [km/h] (Section)	68.6 (Overall)
Race State	Finished

TAB

Eagle Farm QLD Professional

Race 5: SKY RACING QTIS Three-Year-Old Handicap - 1600m

19 April 2025 - 13:25

Track Rating: Good 4, Weather: Fine, Rail Position: +3m Entire

BRISBANE RACING CLUB

Section	Overall	1400m	1200m	1000m	800m	600m	400m	200m
Section Times	1:35.86 [4] (0:12.74)	1:23.12 [1] (0:11.01)	1:12.11 [2] (0:11.61)	1:00.50 [2] (0:11.91)	0:48.59 [2] (0:11.80)	0:36.79 [2] (0:11.96)	0:24.83 [1] (0:11.93)	0:12.90 [3] (0:12.90)
Average Speed [km/h]	56.9	65.8	62.2	62.1	62.2	60.9	60.2	55.9
Top Speed [km/h]	68.6	67.4	64.6	63.3	63.0	62.4	62.3	58.3
Avg. Dist. to Rail [m]	14.9	5.8	6.1	5.3	4.3	2.5	7.1	9.1
Avg. Stride Freq. [Hz]	2.3	2.4	2.3	2.3	2.4	2.4	2.4	2.3
Avg. Stride Length [m]	6.8	7.6	7.4	7.4	7.3	7.2	7.0	6.8

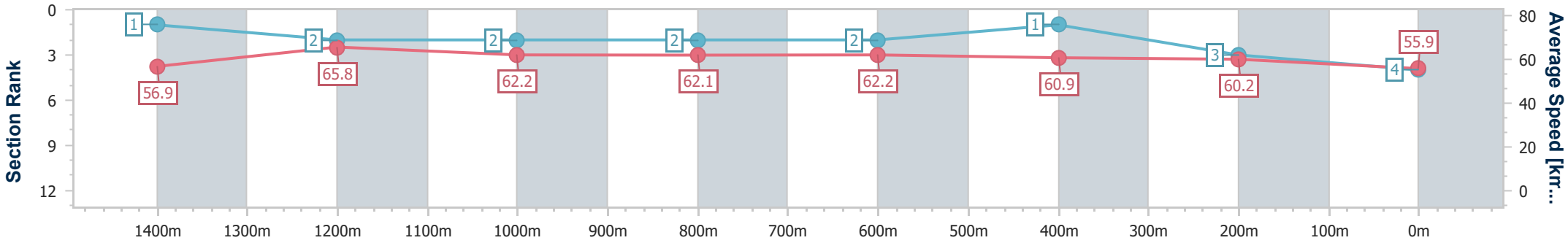

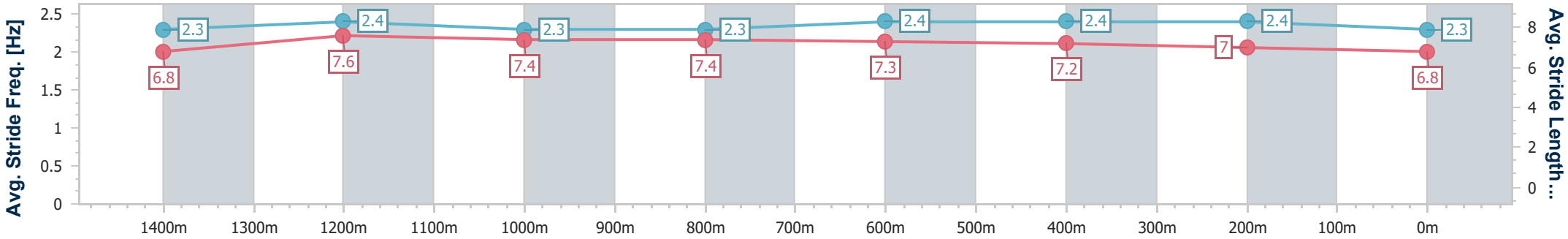

[ ]	Ranking at each section and finish
-:--.--	No data available at this section
NA	No data available

data processed by TRIPLESDATA

Horse/Jockey Name	Deep Focus
Final Rank	5
Fastest Section Time (Section)	0:10.84 (1400m)
Top Speed [km/h] (Section)	68.0 (1400m)
Race State	Finished

TAB

Eagle Farm QLD Professional

Race 5: SKY RACING QTIS Three-Year-Old Handicap - 1600m

19 April 2025 - 13:25

Track Rating: Good 4, Weather: Fine, Rail Position: +3m Entire

BRISBANE RACING CLUB

Section	Overall	1400m	1200m	1000m	800m	600m	400m	200m
Section Times	1:35.91 [5] (0:13.48)	1:22.43 [10] (0:10.84)	1:11.59 [9] (0:11.56)	1:00.03 [9] (0:12.13)	0:47.90 [9] (0:11.64)	0:36.26 [8] (0:11.83)	0:24.43 [6] (0:11.80)	0:12.63 [7] (0:12.63)
Average Speed [km/h]	53.6	66.8	62.5	61.0	63.2	62.0	61.1	57.2
Top Speed [km/h]	66.9	68.0	64.4	64.5	64.4	62.8	63.3	58.7
Avg. Dist. to Rail [m]	11.8	4.8	5.9	5.6	4.2	3.9	9.4	12.4
Avg. Stride Freq. [Hz]	2.2	2.4	2.3	2.3	2.3	2.3	2.3	2.2
Avg. Stride Length [m]	6.7	7.7	7.6	7.5	7.6	7.5	7.3	7.1

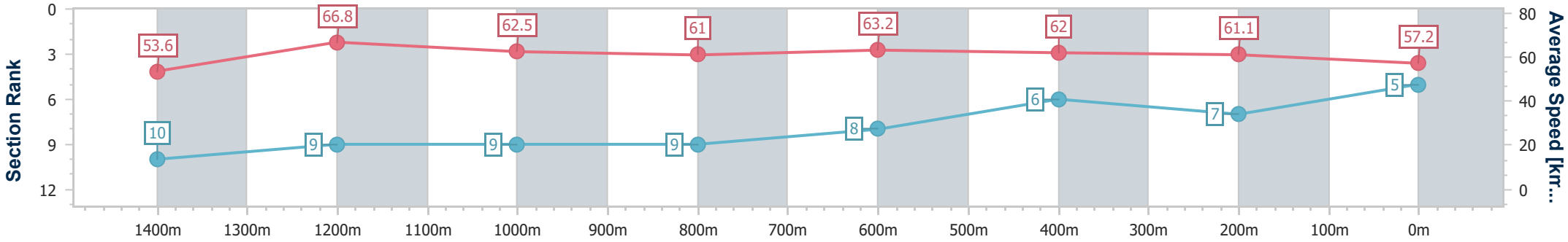

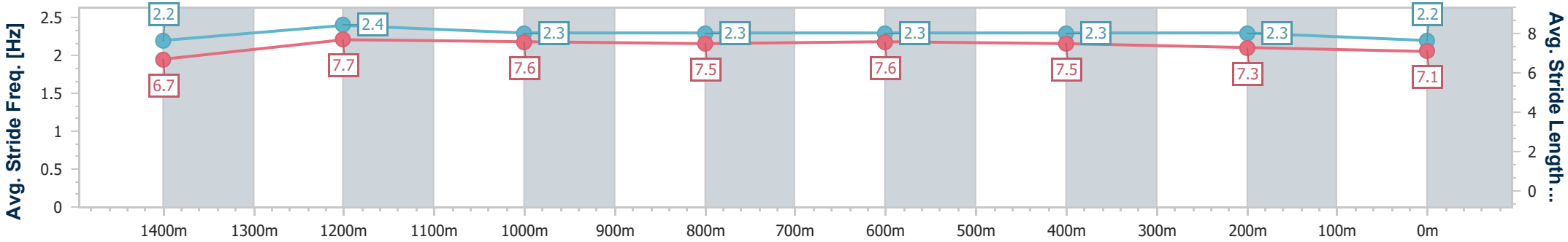

[ ]	Ranking at each section and finish
-:--.--	No data available at this section
NA	No data available

data processed by TRIPLESDATA

Horse/Jockey Name	Canavese
Final Rank	6
Fastest Section Time (Section)	0:10.99 (1400m)
Top Speed [km/h] (Section)	67.2 (Overall)
Race State	Finished

TAB

Eagle Farm QLD Professional

Race 5: SKY RACING QTIS Three-Year-Old Handicap - 1600m

19 April 2025 - 13:25

Track Rating: Good 4, Weather: Fine, Rail Position: +3m Entire

BRISBANE RACING CLUB

Section	Overall	1400m	1200m	1000m	800m	600m	400m	200m
Section Times	1:36.06 [6] (0:12.90)	1:23.16 [3] (0:10.99)	1:12.17 [3] (0:11.54)	1:00.63 [3] (0:12.03)	0:48.60 [3] (0:11.79)	0:36.81 [3] (0:11.91)	0:24.90 [4] (0:11.90)	0:13.00 [5] (0:13.00)
Average Speed [km/h]	56.1	65.8	62.6	61.2	62.3	61.0	60.5	55.4
Top Speed [km/h]	67.2	67.1	64.7	63.0	63.7	61.8	61.9	58.2
Avg. Dist. to Rail [m]	10.9	4.6	5.4	4.5	3.9	2.0	4.4	6.1
Avg. Stride Freq. [Hz]	2.2	2.3	2.2	2.2	2.3	2.2	2.3	2.2
Avg. Stride Length [m]	7.2	8.0	7.9	7.7	7.6	7.5	7.3	7.0

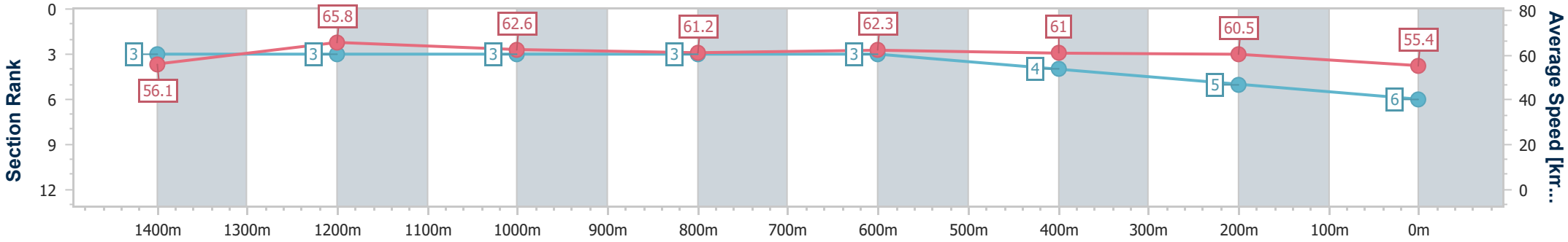

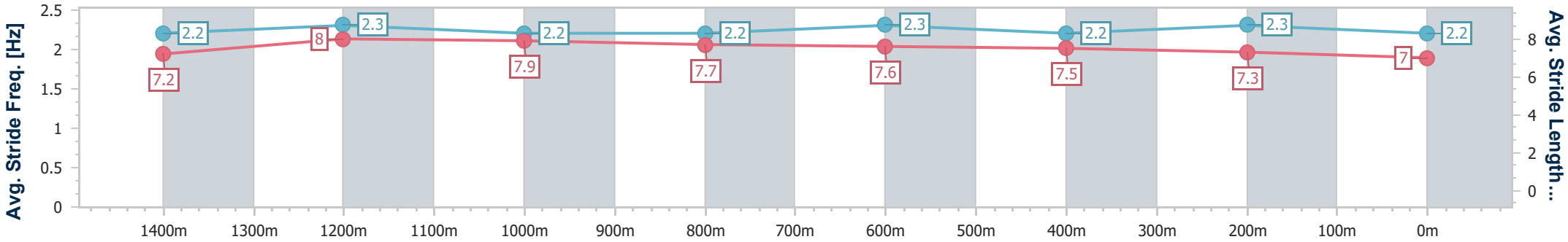

[ ]	Ranking at each section and finish
-:--.--	No data available at this section
NA	No data available

data processed by TRIPLESDATA

Horse/Jockey Name	Pulpit
Final Rank	7
Fastest Section Time (Section)	0:11.00 (1400m)
Top Speed [km/h] (Section)	68.1 (Overall)
Race State	Finished

TAB

Eagle Farm QLD Professional

Race 5: SKY RACING QTIS Three-Year-Old Handicap - 1600m

19 April 2025 - 13:25

Track Rating: Good 4, Weather: Fine, Rail Position: +3m Entire

BRISBANE RACING CLUB

Section	Overall	1400m	1200m	1000m	800m	600m	400m	200m
Section Times	1:36.24 [7] (0:13.07)	1:23.17 [5] (0:11.00)	1:12.17 [4] (0:11.62)	1:00.55 [6] (0:11.94)	0:48.61 [4] (0:11.71)	0:36.90 [5] (0:11.78)	0:25.12 [3] (0:11.96)	0:13.16 [6] (0:13.16)
Average Speed [km/h]	55.2	65.7	62.2	61.7	62.1	61.9	60.2	54.7
Top Speed [km/h]	68.1	67.9	63.5	63.3	63.1	62.9	61.3	58.6
Avg. Dist. to Rail [m]	13.8	5.1	4.9	3.5	2.8	2.6	7.8	11.9
Avg. Stride Freq. [Hz]	2.3	2.4	2.3	2.3	2.3	2.4	2.4	2.3
Avg. Stride Length [m]	6.4	7.7	7.5	7.3	7.4	7.3	7.0	6.7

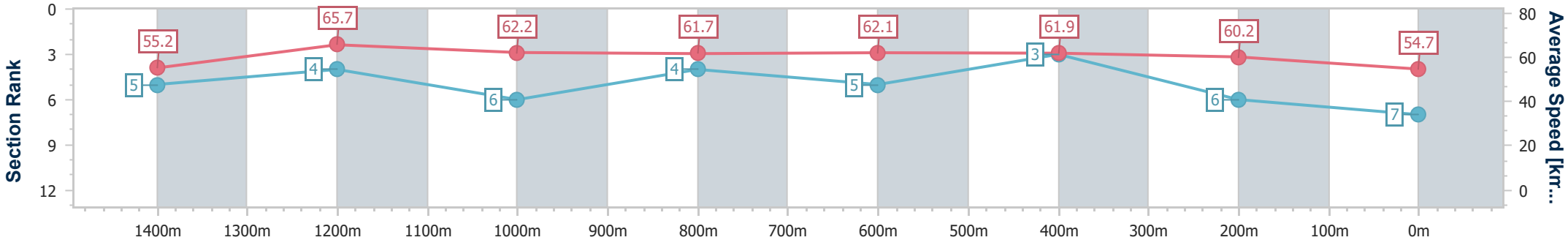

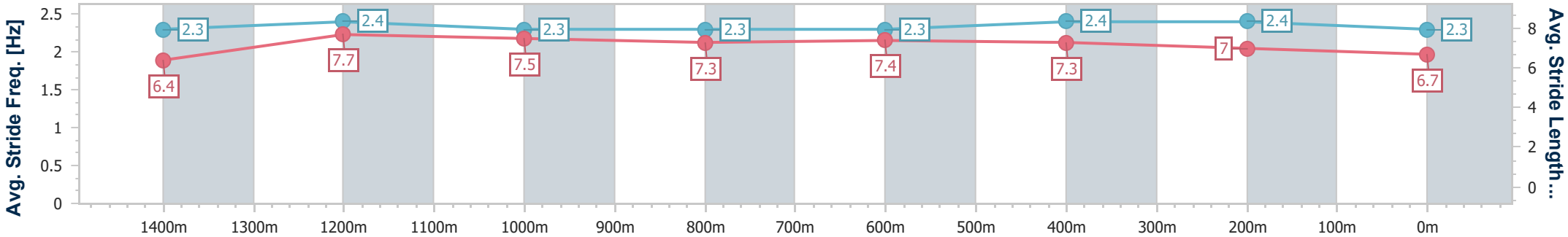

[ ]	Ranking at each section and finish
-:--.--	No data available at this section
NA	No data available

data processed by TRIPLESDATA

Horse/Jockey Name	Tickle My Tosen
Final Rank	8
Fastest Section Time (Section)	0:11.03 (1400m)
Top Speed [km/h] (Section)	67.0 (1400m)
Race State	Finished

TAB

Eagle Farm QLD Professional

Race 5: SKY RACING QTIS Three-Year-Old Handicap - 1600m

19 April 2025 - 13:25

Track Rating: Good 4, Weather: Fine, Rail Position: +3m Entire

BRISBANE RACING CLUB

Section	Overall	1400m	1200m	1000m	800m	600m	400m	200m
Section Times	1:36.84 [8] (0:13.16)	1:23.68 [8] (0:11.03)	1:12.65 [7] (0:11.42)	1:01.23 [4] (0:12.08)	0:49.15 [6] (0:11.81)	0:37.34 [6] (0:12.05)	0:25.29 [7] (0:12.04)	0:13.25 [9] (0:13.25)
Average Speed [km/h]	54.9	65.8	63.1	61.9	62.8	61.4	59.8	54.4
Top Speed [km/h]	66.9	67.0	64.6	64.3	64.5	62.4	61.9	57.2
Avg. Dist. to Rail [m]	10.4	6.5	7.5	7.1	7.0	4.9	9.6	11.7
Avg. Stride Freq. [Hz]	2.2	2.3	2.2	2.3	2.3	2.3	2.3	2.2
Avg. Stride Length [m]	6.9	7.9	7.8	7.6	7.6	7.5	7.2	6.8

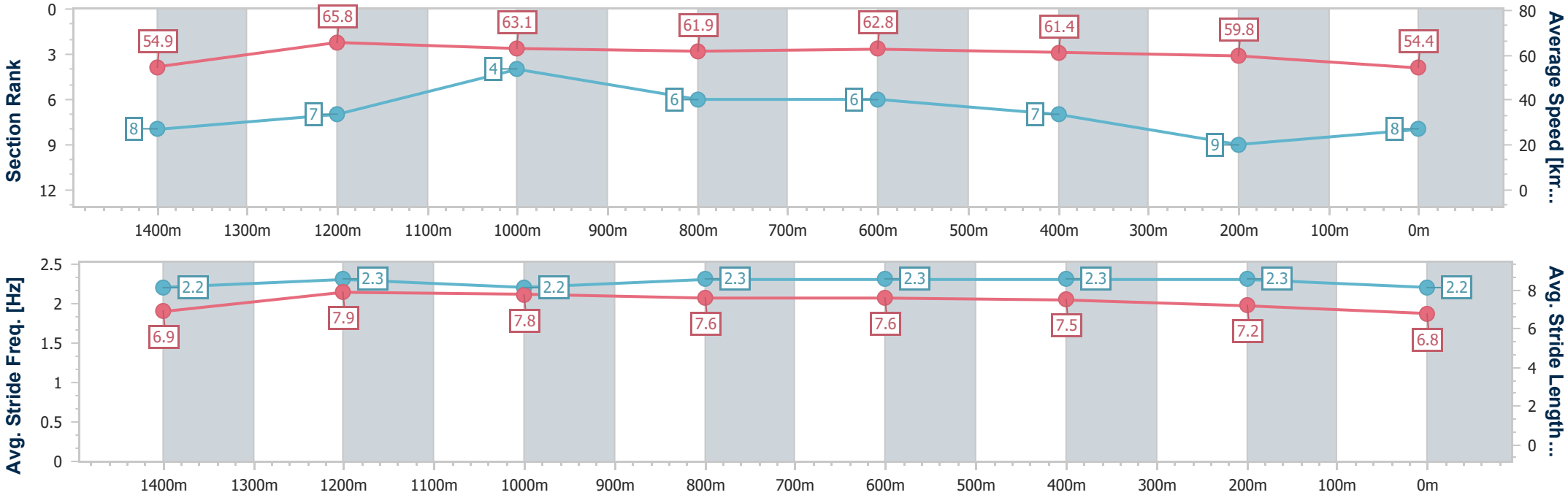

[ ]	Ranking at each section and finish
-:--.--	No data available at this section
NA	No data available

data processed by TRIPLESDATA

Horse/Jockey Name	Mr Bubbaluski
Final Rank	9
Fastest Section Time (Section)	0:11.15 (1400m)
Top Speed [km/h] (Section)	66.6 (1400m)
Race State	Finished

TAB

Eagle Farm QLD Professional

Race 5: SKY RACING QTIS Three-Year-Old Handicap - 1600m

19 April 2025 - 13:25

Track Rating: Good 4, Weather: Fine, Rail Position: +3m Entire

BRISBANE RACING CLUB

Section	Overall	1400m	1200m	1000m	800m	600m	400m	200m
Section Times	1:36.90 [9] (0:13.15)	1:23.75 [6] (0:11.15)	1:12.60 [8] (0:11.53)	1:01.07 [7] (0:12.09)	0:48.98 [8] (0:11.78)	0:37.20 [9] (0:11.96)	0:25.24 [9] (0:11.88)	0:13.36 [8] (0:13.36)
Average Speed [km/h]	55.1	65.0	62.7	61.8	63.0	62.4	60.4	53.9
Top Speed [km/h]	66.6	66.6	63.9	63.8	64.1	63.7	63.4	57.7
Avg. Dist. to Rail [m]	12.1	7.0	7.5	7.3	7.1	6.9	11.9	13.4
Avg. Stride Freq. [Hz]	2.3	2.4	2.3	2.3	2.3	2.2	2.3	2.2
Avg. Stride Length [m]	6.7	7.7	7.7	7.6	7.6	8.0	7.3	6.9

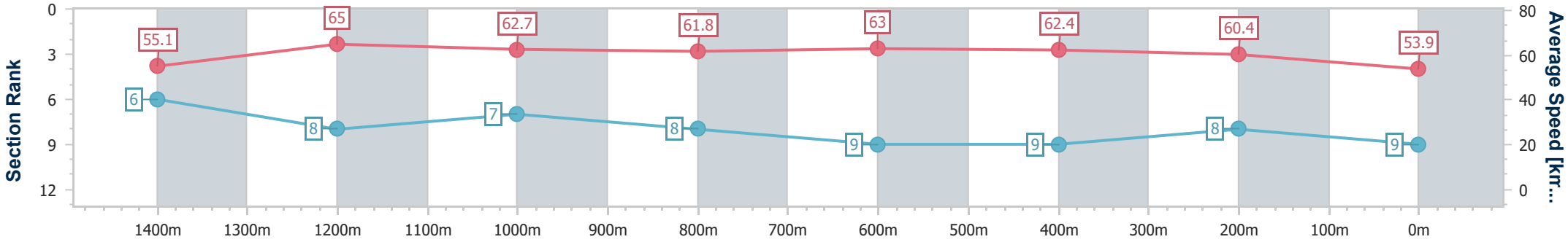

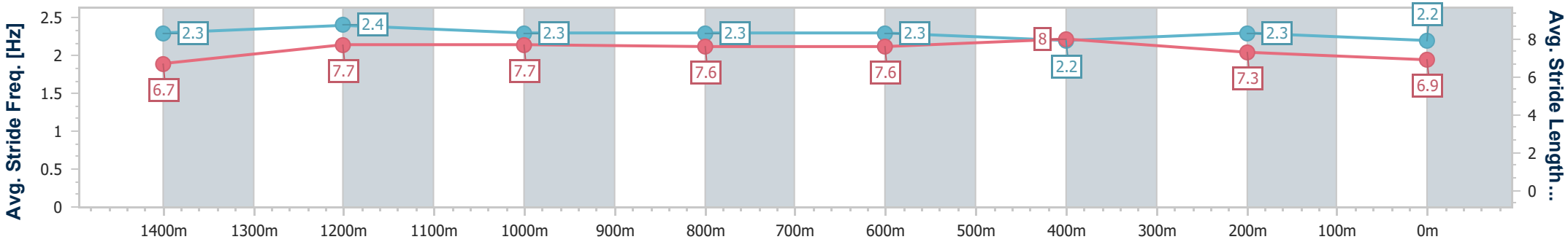

[ ]	Ranking at each section and finish
-:--.--	No data available at this section
NA	No data available

data processed by TRIPLESDATA

Horse/Jockey Name	Savannah Gangster
Final Rank	10
Fastest Section Time (Section)	0:11.03 (1400m)
Top Speed [km/h] (Section)	66.7 (1400m)
Race State	Finished

TAB

Eagle Farm QLD Professional

Race 5: SKY RACING QTIS Three-Year-Old Handicap - 1600m

19 April 2025 - 13:25

Track Rating: Good 4, Weather: Fine, Rail Position: +3m Entire

BRISBANE RACING CLUB

Section	Overall	1400m	1200m	1000m	800m	600m	400m	200m
Section Times	1:38.06 [10] (0:13.15)	1:24.91 [7] (0:11.03)	1:13.88 [6] (0:11.66)	1:02.22 [8] (0:12.06)	0:50.16 [7] (0:11.75)	0:38.41 [7] (0:12.03)	0:26.38 [10] (0:12.50)	0:13.88 [10] (0:13.88)
Average Speed [km/h]	54.9	65.6	61.9	61.1	62.6	61.1	57.4	52.0
Top Speed [km/h]	66.1	66.7	63.7	63.3	63.6	62.6	60.5	54.6
Avg. Dist. to Rail [m]	9.5	4.7	5.3	4.5	4.4	4.1	8.4	11.1
Avg. Stride Freq. [Hz]	2.3	2.4	2.3	2.4	2.4	2.4	2.3	2.2
Avg. Stride Length [m]	6.7	7.5	7.3	7.2	7.3	7.2	7.0	6.6

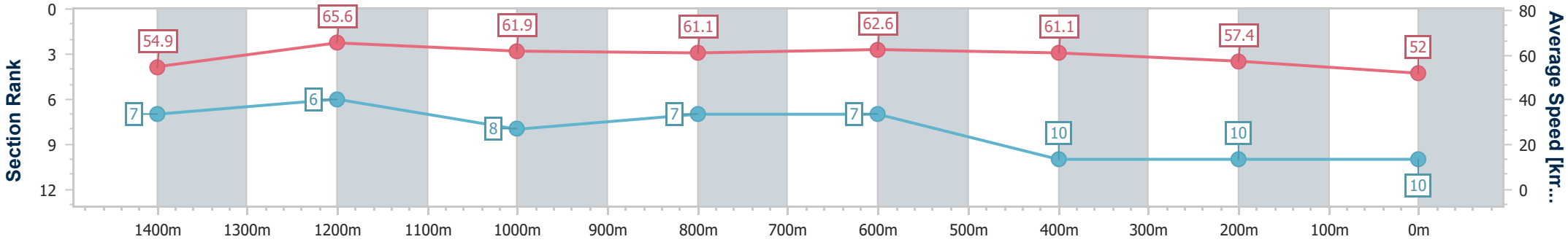

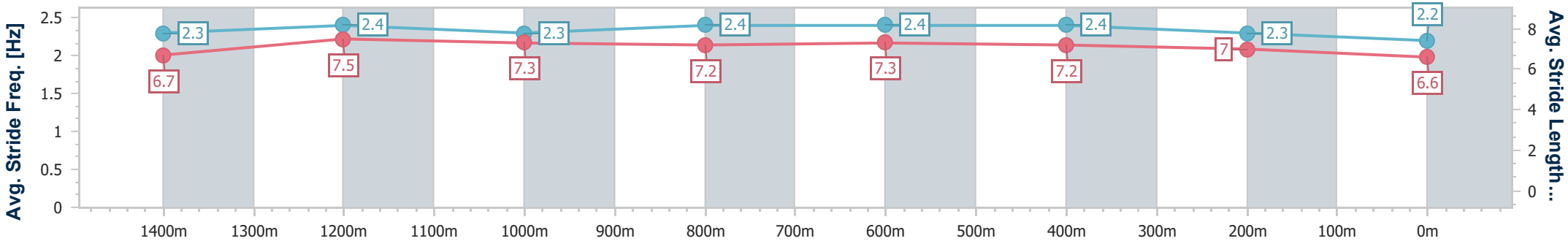

[ ]	Ranking at each section and finish
-:--.--	No data available at this section
NA	No data available

data processed by TRIPLESDATA

Eagle Farm QLD Professional

Race 6: STRADBROKE SEASON BOOK NOW Class 3 Plate - 1400m

19 April 2025 - 14:00

BRISBANE RACING CLUB

Track Rating: Good 4, Weather: Fine, Rail Position: +3m Entire

Section	Overall	1200m	1000m	800m	600m	400m	Last 600m
Field Times	1:23.15 (0:13.33)	1:09.82 (0:11.57)	0:58.25 (0:11.75)	0:46.50 (0:11.83)	0:34.67 (0:11.60)	0:23.07 (0:11.04)	0:34.67

Rank	TAB	Horse/Jockey	Barrier	Top Speed [km/h]	Fastest Section	Overall	1200m	1000m	800m	600m	400m	Last 600m	Distance Travelled [m]
1	14	**MERCHANT GOLD**	16	67.1	0:11.00	1:23.15 [1]	1:09.30 [5]	0:58.25 [2]	0:46.46 [2]	0:34.53 [2]	0:23.03 [2]	0:34.53	
		Damien Thornton		600m	400m	(0:13.85)	(0:11.05)	(0:11.79)	(0:11.93)	(0:11.50)	(0:11.00)		
2	6	**VORACIOUS**	9	66.2	0:11.08	1:23.26 [2]	1:09.67 [2]	0:58.36 [1]	0:46.61 [1]	0:34.78 [1]	0:23.18 [1]	0:34.78	-7
		Angela Jones		400m	400m	(0:13.59)	(0:11.31)	(0:11.75)	(0:11.83)	(0:11.60)	(0:11.08)		
3	4	**LUBRICATION**	12	66.8	0:10.99	1:23.31 [3]	1:09.42 [6]	0:57.96 [6]	0:46.18 [5]	0:34.43 [5]	0:23.00 [3]	0:34.43	+1
		Cody Collis		400m	400m	(0:13.89)	(0:11.46)	(0:11.78)	(0:11.75)	(0:11.43)	(0:10.99)		
4	2	**CASTILLIAN**	8	66.8	0:11.01	1:23.38 [4]	1:09.66 [4]	0:58.26 [4]	0:46.41 [4]	0:34.52 [4]	0:23.01 [4]	0:34.52	-1
		Ryan Maloney		400m	400m	(0:13.72)	(0:11.40)	(0:11.85)	(0:11.89)	(0:11.51)	(0:11.01)		
5	12	**FRENCH ENDEAVOUR**	7	66.2	0:11.09	1:23.44 [5]	1:09.55 [7]	0:58.02 [7]	0:46.25 [6]	0:34.47 [6]	0:23.03 [5]	0:34.47	-1
		Cejay Graham		400m	400m	(0:13.89)	(0:11.53)	(0:11.77)	(0:11.78)	(0:11.44)	(0:11.09)		
6	10	**EL PENSADOR**	13	67.1	0:10.93	1:23.93 [6]	1:09.52 [13]	0:57.87 [13]	0:46.24 [13]	0:34.48 [11]	0:23.02 [12]	0:34.48	+0
		Bailey Wheeler		600m	400m	(0:14.41)	(0:11.65)	(0:11.63)	(0:11.76)	(0:11.46)	(0:10.93)		
7	5	**LUDOVISI**	15	68.3	0:10.97	1:23.99 [7]	1:09.71 [10]	0:58.44 [9]	0:46.65 [8]	0:34.82 [9]	0:23.23 [9]	0:34.82	+3
		Martin Harley		400m	400m	(0:14.28)	(0:11.27)	(0:11.79)	(0:11.83)	(0:11.59)	(0:10.97)		
8	3	**INFLUENTIAL**	19	68.1	0:11.02	1:24.29 [8]	1:09.72 [14]	0:58.13 [14]	0:46.42 [14]	0:34.61 [14]	0:23.43 [11]	0:34.61	-3
		Kyle Wilson-Taylor		600m	400m	(0:14.57)	(0:11.59)	(0:11.71)	(0:11.81)	(0:11.18)	(0:11.02)		
9	20	**LISSARO**	3	66.0	0:11.20	1:24.34 [9]	1:10.26 [9]	0:58.63 [10]	0:46.81 [10]	0:35.00 [10]	0:23.55 [10]	0:35.00	-3
		Winona Costin		400m	400m	(0:14.08)	(0:11.63)	(0:11.82)	(0:11.81)	(0:11.45)	(0:11.20)		
10	9	**CRACKENTHORPE**	6	65.8	0:11.29	1:24.36 [10]	1:09.97 [12]	0:58.60 [11]	0:46.68 [11]	0:34.73 [13]	0:23.26 [14]	0:34.73	-6
		Dan McGillivray		400m	400m	(0:14.39)	(0:11.37)	(0:11.92)	(0:11.95)	(0:11.47)	(0:11.29)		

Scratched: Antonito (#1), Goodlucktome (#7), Tuned (#8), Winsome Star (#11), Let'sgo Hugo (#16), Pele Princess (#18)

Report Created: Sat 19 April 2025 14:27 GMT+10 (Note: Timing is based on position data)

[ ]	Ranking at each section and finish	**SCN**	Saddle cloth number
-:--.--	No data available at this section	**DNF**	Did not finish
NA	No data available	**DNT**	Did not track

data processed by TRIPLESDATA

Eagle Farm QLD Professional

Race 6: STRADBROKE SEASON BOOK NOW Class 3 Plate - 1400m

19 April 2025 - 14:00

BRISBANE RACING CLUB

Track Rating: Good 4, Weather: Fine, Rail Position: +3m Entire

Section	Overall	1200m	1000m	800m	600m	400m	Last 600m
Field Times	1:23.15 (0:13.33)	1:09.82 (0:11.57)	0:58.25 (0:11.75)	0:46.50 (0:11.83)	0:34.67 (0:11.60)	0:23.07 (0:11.04)	0:34.67

Rank	TAB	Horse/Jockey	Barrier	Top Speed [km/h]	Fastest Section	Overall	1200m	1000m	800m	600m	400m	Last 600m	Distance Travelled [m]
11	17	**IRON GRACE**	14	65.5	0:11.47	1:24.40 [11]	1:11.07 [1]	0:59.50 [3]	0:47.52 [3]	0:35.65 [3]	0:23.98 [6]	0:35.65	-6
		Emily Lang		Overall	400m	(0:13.33)	(0:11.57)	(0:11.98)	(0:11.87)	(0:11.67)	(0:11.47)		
12	15	**MISS CHENERY**	1	64.3	0:11.47	1:24.41 [12]	1:10.47 [8]	0:58.97 [8]	0:47.07 [9]	0:35.29 [8]	0:23.79 [7]	0:35.29	-14
		Andrew Mallyon		400m	400m	(0:13.94)	(0:11.50)	(0:11.90)	(0:11.78)	(0:11.50)	(0:11.47)		
13	13	**STAR ACT**	11	67.3	0:11.34	1:24.50 [13]	1:10.17 [11]	0:58.62 [12]	0:46.81 [12]	0:34.90 [12]	0:23.52 [13]	0:34.90	-1
		Justin Huxtable		600m	400m	(0:14.33)	(0:11.55)	(0:11.81)	(0:11.91)	(0:11.38)	(0:11.34)		
14	19	**MONTE OUTLANDER**	5	64.3	0:11.54	1:24.57 [14]	1:10.88 [3]	0:59.33 [5]	0:47.37 [7]	0:35.53 [7]	0:23.88 [8]	0:35.53	-7
		Courtney Bellamy		400m	400m	(0:13.69)	(0:11.55)	(0:11.96)	(0:11.84)	(0:11.65)	(0:11.54)		

Scratched: Antonito (#1), Goodlucktome (#7), Tuned (#8), Winsome Star (#11), Let'sgo Hugo (#16), Pele Princess (#18)

[ ]	Ranking at each section and finish	**SCN**	Saddle cloth number
-:--.--	No data available at this section	**DNF**	Did not finish
NA	No data available	**DNT**	Did not track

data processed by TRIPLESDATA

Eagle Farm QLD Professional

Race 6: STRADBROKE SEASON BOOK NOW Class 3 Plate - 1400m

19 April 2025 - 14:00

BRISBANE RACING CLUB

Track Rating: Good 4, Weather: Fine, Rail Position: +3m Entire

Section	200m	Last 600m
Field Times	0:12.03 (0:12.03)	0:34.67

Rank	TAB	Horse/Jockey	Barrier	Top Speed [km/h]	Fastest Section		Margin		Distance Travelled [m]
1	14	**MERCHANT GOLD**	16	67.1	0:11.00	0:12.03 [1]	1:23.15	0:34.53	
		Damien Thornton		600m	400m	(0:12.03)			
2	6	**VORACIOUS**	9	66.2	0:11.08	0:12.10 [2]	0.64L	0:34.78	-7
		Angela Jones		400m	400m	(0:12.10)			
3	4	**LUBRICATION**	12	66.8	0:10.99	0:12.01 [3]	0.93L	0:34.43	+1
		Cody Collis		400m	400m	(0:12.01)			
4	2	**CASTILLIAN**	8	66.8	0:11.01	0:12.00 [4]	1.39L	0:34.52	-1
		Ryan Maloney		400m	400m	(0:12.00)			
5	12	**FRENCH ENDEAVOUR**	7	66.2	0:11.09	0:11.94 [5]	1.74L	0:34.47	-1
		Cejay Graham		400m	400m	(0:11.94)			
6	10	**EL PENSADOR**	13	67.1	0:10.93	0:12.09 [7]	4.58L	0:34.48	+0
		Bailey Wheeler		600m	400m	(0:12.09)			
7	5	**LUDOVISI**	15	68.3	0:10.97	0:12.26 [6]	4.97L	0:34.82	+3
		Martin Harley		400m	400m	(0:12.26)			
8	3	**INFLUENTIAL**	19	68.1	0:11.02	0:12.41 [8]	6.72L	0:34.61	-3
		Kyle Wilson-Taylor		600m	400m	(0:12.41)			
9	20	**LISSARO**	3	66.0	0:11.20	0:12.35 [10]	7.01L	0:35.00	-3
		Winona Costin		400m	400m	(0:12.35)			
10	9	**CRACKENTHORPE**	6	65.8	0:11.29	0:11.97 [14]	7.1L	0:34.73	-6
		Dan McGillivray		400m	400m	(0:11.97)			

Scratched: Antonito (#1), Goodlucktome (#7), Tuned (#8), Winsome Star (#11), Let'sgo Hugo (#16), Pele Princess (#18)

[ ]	Ranking at each section and finish	**SCN**	Saddle cloth number
-:--.--	No data available at this section	**DNF**	Did not finish
NA	No data available	**DNT**	Did not track

data processed by TRIPLESDATA

Eagle Farm QLD Professional

Race 6: STRADBROKE SEASON BOOK NOW Class 3 Plate - 1400m

19 April 2025 - 14:00

BRISBANE RACING CLUB

Track Rating: Good 4, Weather: Fine, Rail Position: +3m Entire

Section	200m	Last 600m
Field Times	0:12.03 (0:12.03)	0:34.67

Rank	TAB	Horse/Jockey	Barrier	Top Speed [km/h]	Fastest Section		Margin			Distance Travelled [m]
11	17	**IRON GRACE**	14	65.5	0:11.47	0:12.51 [9]	7.37L		0:35.65	-6
		Emily Lang		Overall	400m	(0:12.51)				
12	15	**MISS CHENERY**	1	64.3	0:11.47	0:12.32 [11]	7.41L		0:35.29	-14
		Andrew Mallyon		400m	400m	(0:12.32)				
13	13	**STAR ACT**	11	67.3	0:11.34	0:12.18 [13]	7.98L		0:34.90	-1
		Justin Huxtable		600m	400m	(0:12.18)				
14	19	**MONTE OUTLANDER**	5	64.3	0:11.54	0:12.34 [12]	8.38L		0:35.53	-7
		Courtney Bellamy		400m	400m	(0:12.34)				

Scratched: Antonito (#1), Goodlucktome (#7), Tuned (#8), Winsome Star (#11), Let'sgo Hugo (#16), Pele Princess (#18)

[ ]	Ranking at each section and finish	**SCN**	Saddle cloth number
-:--.--	No data available at this section	**DNF**	Did not finish
NA	No data available	**DNT**	Did not track

data processed by TRIPLESDATA

Horse/Jockey Name	Merchant Gold
Final Rank	1
Fastest Section Time (Section)	0:11.00 (400m)
Top Speed [km/h] (Section)	67.1 (600m)
Race State	Finished

TAB

Eagle Farm QLD Professional

Race 6: STRADBROKE SEASON BOOK NOW Class 3 Plate - 1400m

19 April 2025 - 14:00

Track Rating: Good 4, Weather: Fine, Rail Position: +3m Entire

BRISBANE RACING CLUB

Section	Overall	1200m	1000m	800m	600m	400m	200m
Section Times	1:23.15 [1] (0:13.85)	1:09.30 [5] (0:11.05)	0:58.25 [2] (0:11.79)	0:46.46 [2] (0:11.93)	0:34.53 [2] (0:11.50)	0:23.03 [2] (0:11.00)	0:12.03 [1] (0:12.03)
Average Speed [km/h]	52.5	65.3	62.9	61.8	64.8	65.4	60.0
Top Speed [km/h]	64.7	65.8	64.7	63.0	67.1	66.9	63.6
Avg. Dist. to Rail [m]	13.0	7.4	5.6	5.9	6.6	10.0	9.3
Avg. Stride Freq. [Hz]	2.2	2.4	2.3	2.3	2.4	2.4	2.3
Avg. Stride Length [m]	6.5	7.7	7.6	7.5	7.6	7.6	7.3

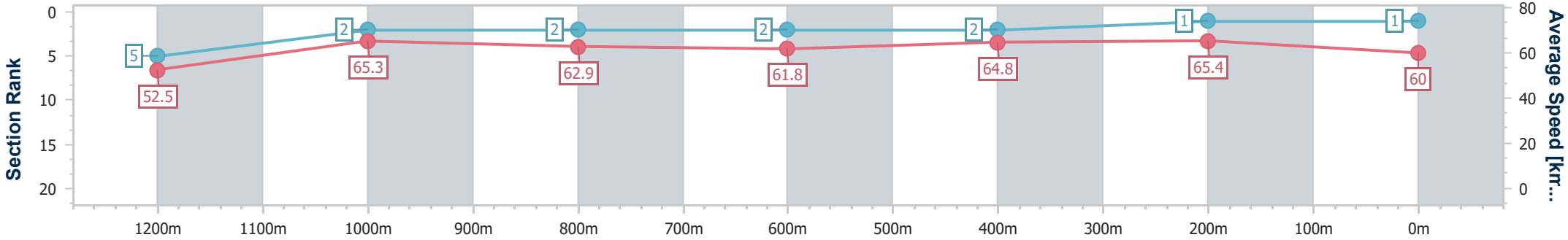

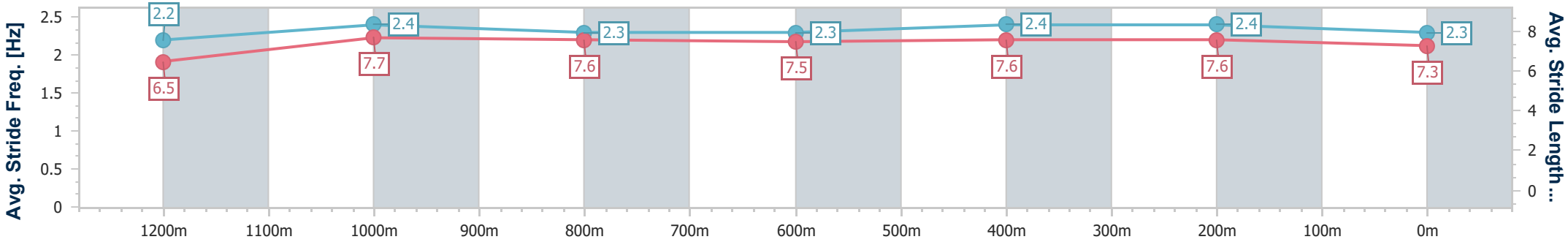

[ ]	Ranking at each section and finish
-:--.--	No data available at this section
NA	No data available

data processed by TRIPLESDATA

Horse/Jockey Name	Voracious
Final Rank	2
Fastest Section Time (Section)	0:11.08 (400m)
Top Speed [km/h] (Section)	66.2 (400m)
Race State	Finished

TAB

Eagle Farm QLD Professional

Race 6: STRADBROKE SEASON BOOK NOW Class 3 Plate - 1400m

19 April 2025 - 14:00

Track Rating: Good 4, Weather: Fine, Rail Position: +3m Entire

BRISBANE RACING CLUB

Section	Overall	1200m	1000m	800m	600m	400m	200m
Section Times	1:23.26 [2] (0:13.59)	1:09.67 [2] (0:11.31)	0:58.36 [1] (0:11.75)	0:46.61 [1] (0:11.83)	0:34.78 [1] (0:11.60)	0:23.18 [1] (0:11.08)	0:12.10 [2] (0:12.10)
Average Speed [km/h]	53.1	64.0	62.6	62.0	63.7	64.9	59.5
Top Speed [km/h]	64.5	65.2	64.4	62.3	65.1	66.2	63.0
Avg. Dist. to Rail [m]	7.6	5.7	4.8	3.7	4.9	8.1	8.7
Avg. Stride Freq. [Hz]	2.1	2.3	2.3	2.3	2.3	2.4	2.3
Avg. Stride Length [m]	6.9	7.6	7.6	7.4	7.2	7.2	7.2

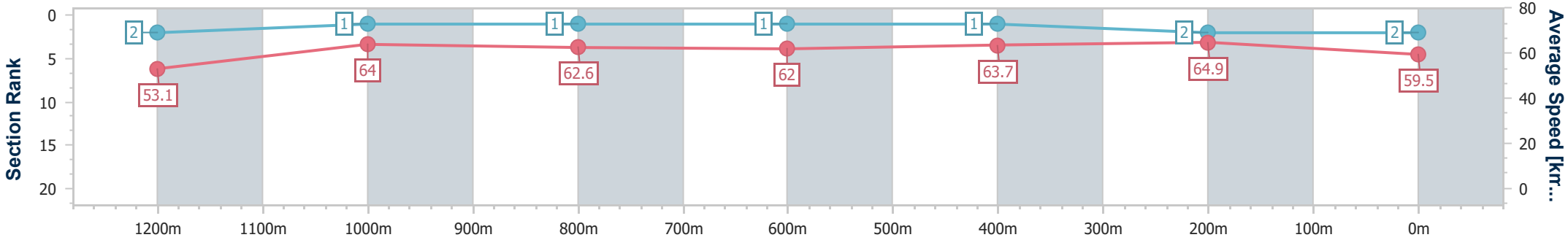

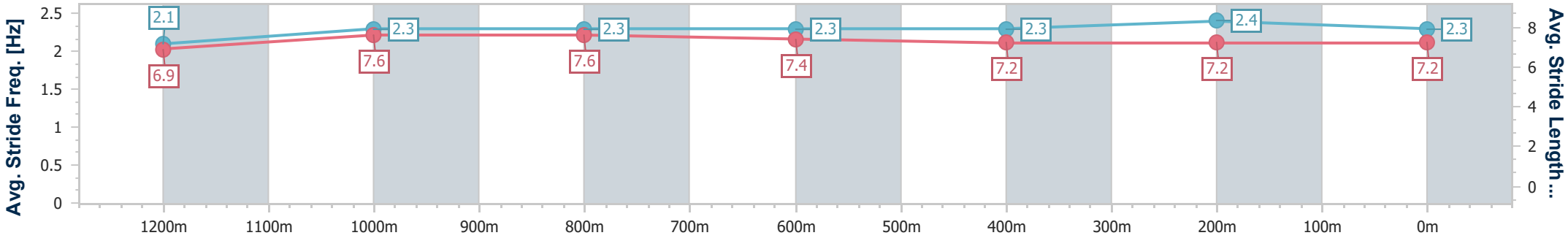

[ ]	Ranking at each section and finish
-:--.--	No data available at this section
NA	No data available

data processed by TRIPLESDATA

Horse/Jockey Name	Lubrication
Final Rank	3
Fastest Section Time (Section)	0:10.99 (400m)
Top Speed [km/h] (Section)	66.8 (400m)
Race State	Finished

TAB

Eagle Farm QLD Professional

Race 6: STRADBROKE SEASON BOOK NOW Class 3 Plate - 1400m

19 April 2025 - 14:00

Track Rating: Good 4, Weather: Fine, Rail Position: +3m Entire

BRISBANE RACING CLUB

Section	Overall	1200m	1000m	800m	600m	400m	200m
Section Times	1:23.31 [3] (0:13.89)	1:09.42 [6] (0:11.46)	0:57.96 [6] (0:11.78)	0:46.18 [5] (0:11.75)	0:34.43 [5] (0:11.43)	0:23.00 [3] (0:10.99)	0:12.01 [3] (0:12.01)
Average Speed [km/h]	52.3	62.9	63.0	63.2	65.2	65.6	59.9
Top Speed [km/h]	63.6	63.8	63.8	64.1	66.7	66.8	62.8
Avg. Dist. to Rail [m]	9.4	7.1	6.7	6.5	6.6	10.1	9.9
Avg. Stride Freq. [Hz]	2.3	2.4	2.3	2.3	2.4	2.4	2.3
Avg. Stride Length [m]	6.4	7.4	7.5	7.6	7.5	7.6	7.2

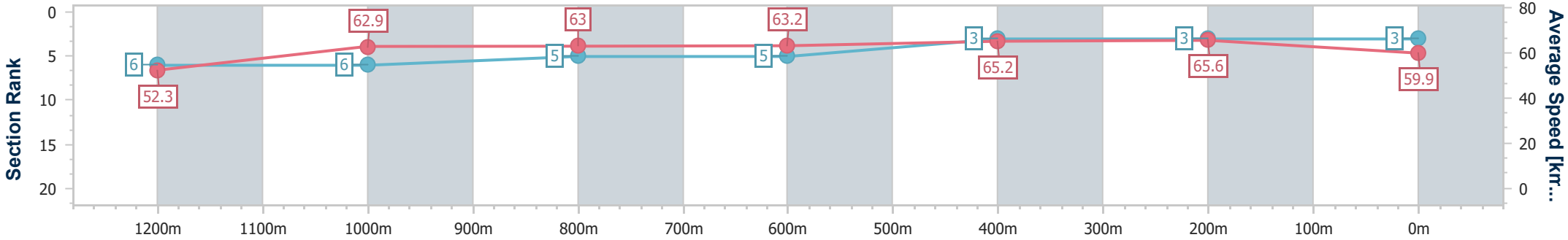

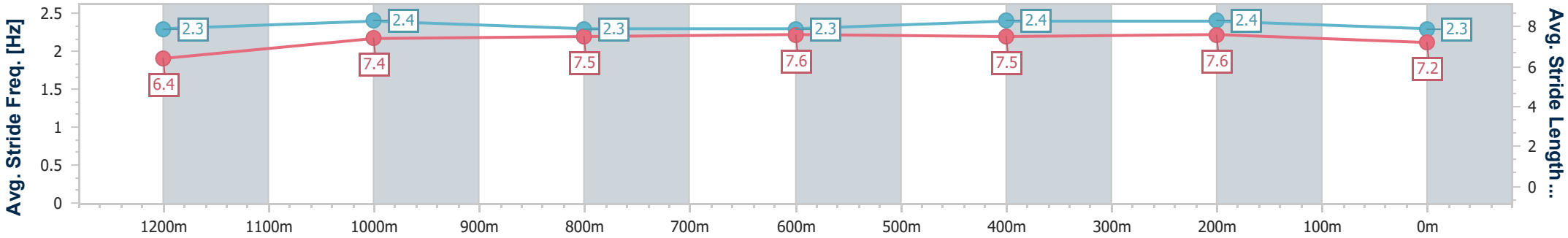

[ ]	Ranking at each section and finish
-:--.--	No data available at this section
NA	No data available

data processed by TRIPLESDATA

Horse/Jockey Name	Castillian
Final Rank	4
Fastest Section Time (Section)	0:11.01 (400m)
Top Speed [km/h] (Section)	66.8 (400m)
Race State	Finished

TAB

Eagle Farm QLD Professional

Race 6: STRADBROKE SEASON BOOK NOW Class 3 Plate - 1400m

19 April 2025 - 14:00

Track Rating: Good 4, Weather: Fine, Rail Position: +3m Entire

BRISBANE RACING CLUB

Section	Overall	1200m	1000m	800m	600m	400m	200m
Section Times	1:23.38 [4] (0:13.72)	1:09.66 [4] (0:11.40)	0:58.26 [4] (0:11.85)	0:46.41 [4] (0:11.89)	0:34.52 [4] (0:11.51)	0:23.01 [4] (0:11.01)	0:12.00 [4] (0:12.00)
Average Speed [km/h]	52.8	63.2	62.5	62.4	64.7	65.4	60.0
Top Speed [km/h]	61.6	64.3	63.3	63.3	66.0	66.8	63.3
Avg. Dist. to Rail [m]	7.0	5.8	5.9	6.5	6.5	8.1	6.1
Avg. Stride Freq. [Hz]	2.3	2.3	2.3	2.3	2.4	2.4	2.4
Avg. Stride Length [m]	6.5	7.6	7.5	7.5	7.5	7.4	7.1

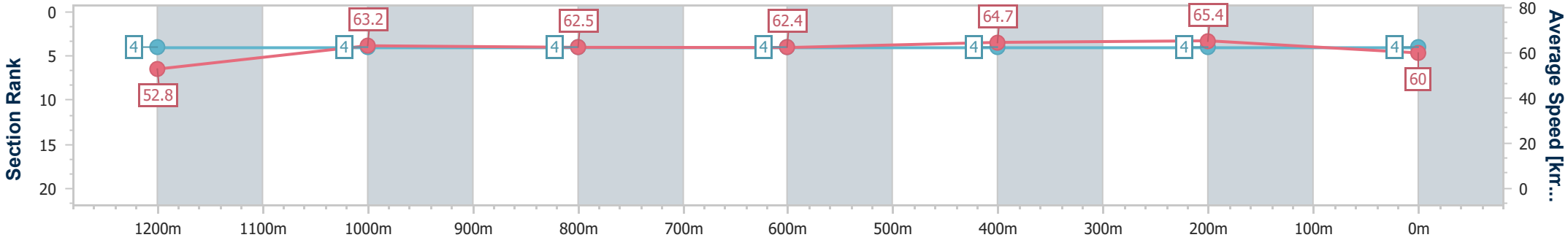

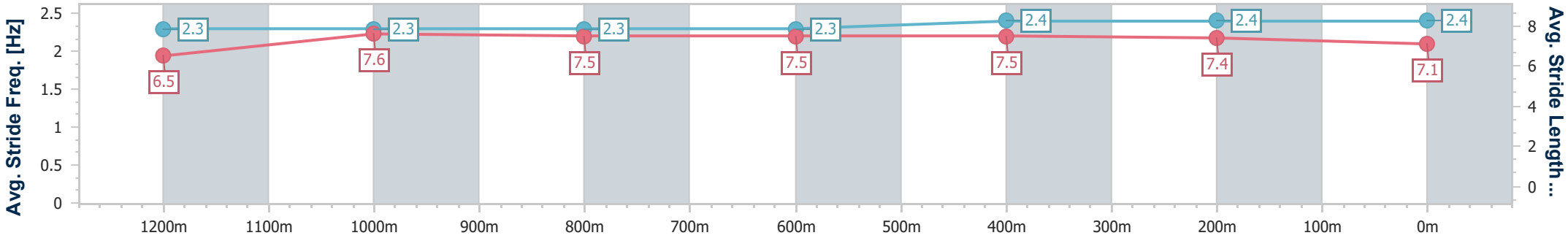

[ ]	Ranking at each section and finish
-:--.--	No data available at this section
NA	No data available

data processed by TRIPLESDATA

Horse/Jockey Name	French Endeavour
Final Rank	5
Fastest Section Time (Section)	0:11.09 (400m)
Top Speed [km/h] (Section)	66.2 (400m)
Race State	Finished

TAB

Eagle Farm QLD Professional

Race 6: STRADBROKE SEASON BOOK NOW Class 3 Plate - 1400m

19 April 2025 - 14:00

Track Rating: Good 4, Weather: Fine, Rail Position: +3m Entire

BRISBANE RACING CLUB

Section	Overall	1200m	1000m	800m	600m	400m	200m
Section Times	1:23.44 [5] (0:13.89)	1:09.55 [7] (0:11.53)	0:58.02 [7] (0:11.77)	0:46.25 [6] (0:11.78)	0:34.47 [6] (0:11.44)	0:23.03 [5] (0:11.09)	0:11.94 [5] (0:11.94)
Average Speed [km/h]	52.0	62.9	63.0	62.7	65.0	64.9	60.5
Top Speed [km/h]	62.1	64.0	64.8	64.0	65.6	66.2	63.4
Avg. Dist. to Rail [m]	6.9	6.5	5.9	5.7	7.0	10.5	10.0
Avg. Stride Freq. [Hz]	2.1	2.3	2.3	2.2	2.3	2.4	2.3
Avg. Stride Length [m]	6.9	7.7	7.7	7.8	7.7	7.6	7.3

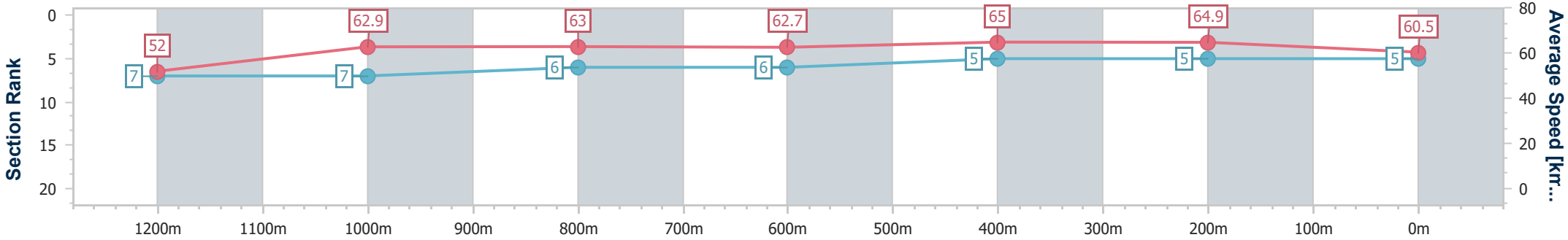

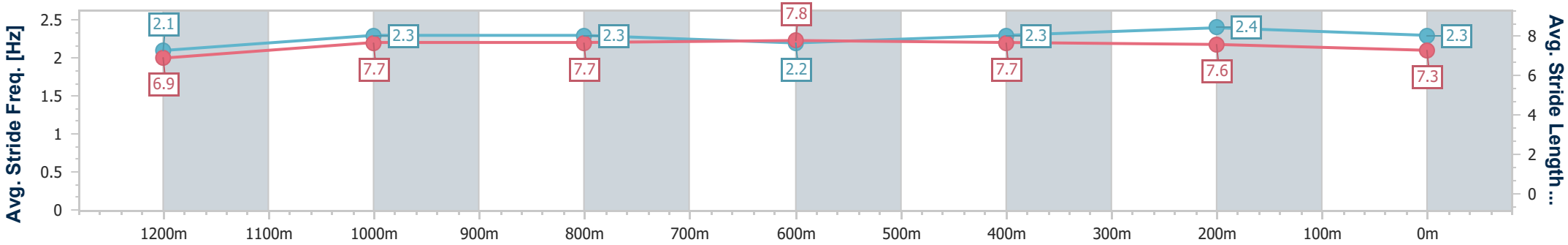

[ ]	Ranking at each section and finish
-:--.--	No data available at this section
NA	No data available

data processed by TRIPLESDATA

Horse/Jockey Name	El Pensador
Final Rank	6
Fastest Section Time (Section)	0:10.93 (400m)
Top Speed [km/h] (Section)	67.1 (600m)
Race State	Finished

TAB

Eagle Farm QLD Professional

Race 6: STRADBROKE SEASON BOOK NOW Class 3 Plate - 1400m

19 April 2025 - 14:00

Track Rating: Good 4, Weather: Fine, Rail Position: +3m Entire

BRISBANE RACING CLUB

Section	Overall	1200m	1000m	800m	600m	400m	200m
Section Times	1:23.93 [6] (0:14.41)	1:09.52 [13] (0:11.65)	0:57.87 [13] (0:11.63)	0:46.24 [13] (0:11.76)	0:34.48 [11] (0:11.46)	0:23.02 [12] (0:10.93)	0:12.09 [7] (0:12.09)
Average Speed [km/h]	50.2	62.0	63.8	63.2	65.0	66.1	59.3
Top Speed [km/h]	60.1	64.3	65.2	63.8	67.1	67.0	63.2
Avg. Dist. to Rail [m]	9.6	6.0	5.8	6.4	7.5	12.5	9.4
Avg. Stride Freq. [Hz]	2.3	2.4	2.4	2.3	2.4	2.4	2.3
Avg. Stride Length [m]	6.1	7.3	7.5	7.6	7.6	7.8	7.3

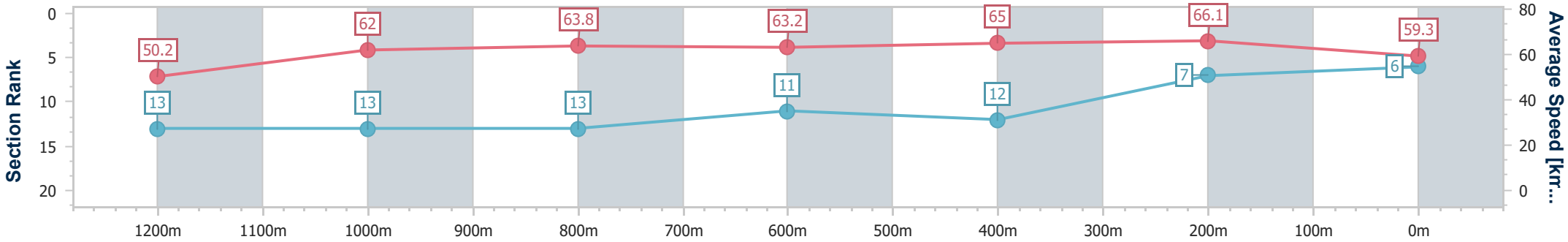

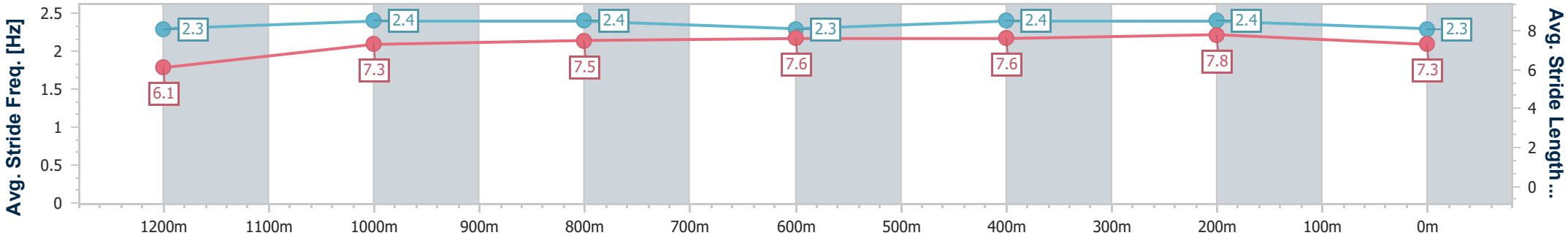

[ ]	Ranking at each section and finish
-:--.--	No data available at this section
NA	No data available

data processed by TRIPLESDATA

Horse/Jockey Name	Ludovisi
Final Rank	7
Fastest Section Time (Section)	0:10.97 (400m)
Top Speed [km/h] (Section)	68.3 (400m)
Race State	Finished

TAB

Eagle Farm QLD Professional

Race 6: STRADBROKE SEASON BOOK NOW Class 3 Plate - 1400m

19 April 2025 - 14:00

Track Rating: Good 4, Weather: Fine, Rail Position: +3m Entire

BRISBANE RACING CLUB

Section	Overall	1200m	1000m	800m	600m	400m	200m
Section Times	1:23.99 [7] (0:14.28)	1:09.71 [10] (0:11.27)	0:58.44 [9] (0:11.79)	0:46.65 [8] (0:11.83)	0:34.82 [9] (0:11.59)	0:23.23 [9] (0:10.97)	0:12.26 [6] (0:12.26)
Average Speed [km/h]	50.7	64.1	62.8	63.4	64.8	65.5	58.7
Top Speed [km/h]	64.4	64.9	63.7	63.8	68.2	68.3	62.8
Avg. Dist. to Rail [m]	10.3	5.7	6.5	7.9	8.7	12.7	11.5
Avg. Stride Freq. [Hz]	2.2	2.3	2.2	2.2	2.3	2.4	2.2
Avg. Stride Length [m]	6.4	7.9	7.7	7.9	7.8	7.6	7.4

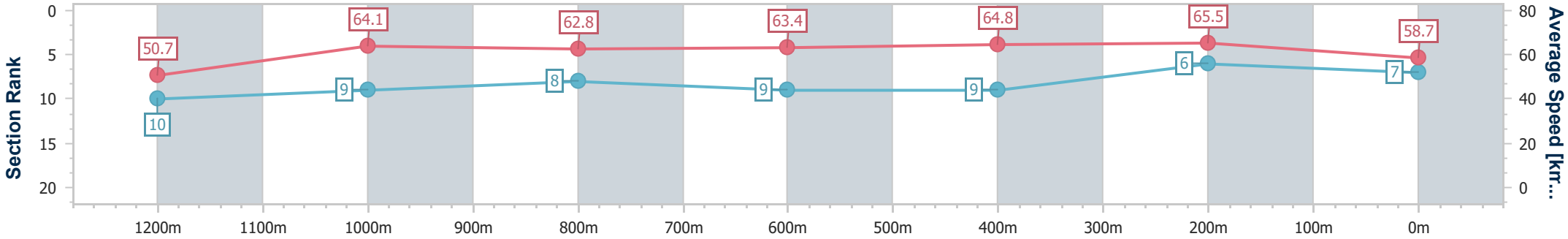

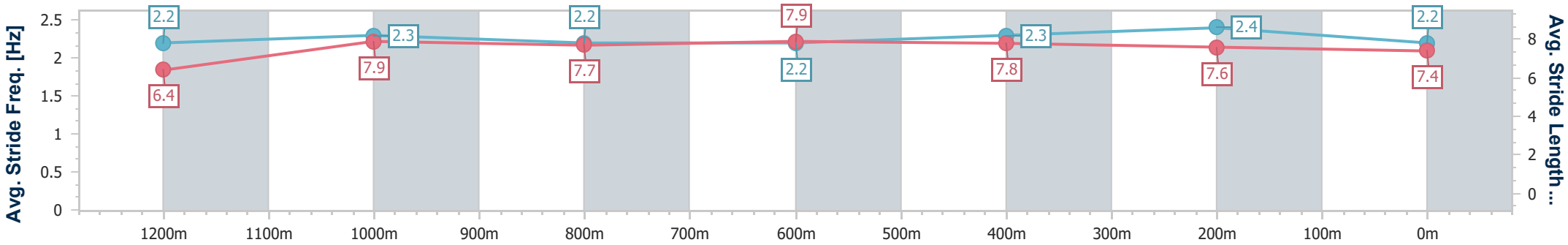

[ ]	Ranking at each section and finish
-:--.--	No data available at this section
NA	No data available

data processed by TRIPLESDATA

Horse/Jockey Name	Influential
Final Rank	8
Fastest Section Time (Section)	0:11.02 (400m)
Top Speed [km/h] (Section)	68.1 (600m)
Race State	Finished

TAB

Eagle Farm QLD Professional

Race 6: STRADBROKE SEASON BOOK NOW Class 3 Plate - 1400m

19 April 2025 - 14:00

Track Rating: Good 4, Weather: Fine, Rail Position: +3m Entire

BRISBANE RACING CLUB

Section	Overall	1200m	1000m	800m	600m	400m	200m
Section Times	1:24.29 [8] (0:14.57)	1:09.72 [14] (0:11.59)	0:58.13 [14] (0:11.71)	0:46.42 [14] (0:11.81)	0:34.61 [14] (0:11.18)	0:23.43 [11] (0:11.02)	0:12.41 [8] (0:12.41)
Average Speed [km/h]	49.8	62.3	63.1	62.1	66.8	65.3	57.9
Top Speed [km/h]	62.0	63.7	64.1	65.3	68.1	67.6	62.1
Avg. Dist. to Rail [m]	11.4	5.8	4.4	4.6	7.1	13.2	12.8
Avg. Stride Freq. [Hz]	2.1	2.1	2.1	2.1	2.3	2.3	2.1
Avg. Stride Length [m]	6.7	8.1	8.3	8.1	8.2	8.0	7.6

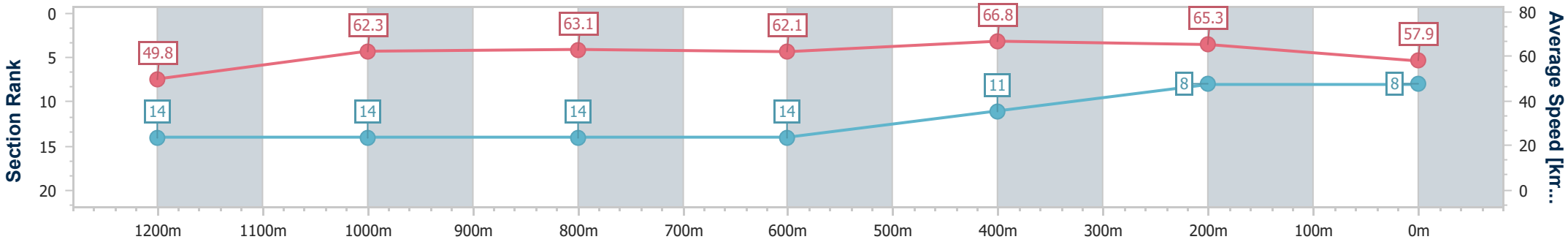

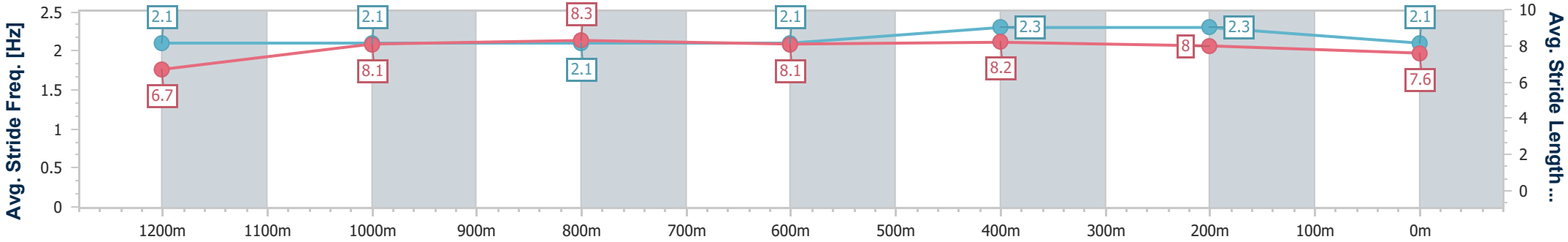

[ ]	Ranking at each section and finish
-:--.--	No data available at this section
NA	No data available

data processed by TRIPLESDATA

Horse/Jockey Name	Lissaro
Final Rank	9
Fastest Section Time (Section)	0:11.20 (400m)
Top Speed [km/h] (Section)	66.0 (400m)
Race State	Finished

TAB

Eagle Farm QLD Professional

Race 6: STRADBROKE SEASON BOOK NOW Class 3 Plate - 1400m

19 April 2025 - 14:00

Track Rating: Good 4, Weather: Fine, Rail Position: +3m Entire

BRISBANE RACING CLUB

Section	Overall	1200m	1000m	800m	600m	400m	200m
Section Times	1:24.34 [9] (0:14.08)	1:10.26 [9] (0:11.63)	0:58.63 [10] (0:11.82)	0:46.81 [10] (0:11.81)	0:35.00 [10] (0:11.45)	0:23.55 [10] (0:11.20)	0:12.35 [10] (0:12.35)
Average Speed [km/h]	51.5	61.9	62.9	62.4	64.6	64.3	58.3
Top Speed [km/h]	60.8	63.2	63.7	63.4	65.8	66.0	61.5
Avg. Dist. to Rail [m]	4.7	5.9	5.9	5.3	5.8	9.5	10.2
Avg. Stride Freq. [Hz]	2.1	2.3	2.3	2.3	2.4	2.3	2.2
Avg. Stride Length [m]	6.8	7.5	7.4	7.3	7.5	7.7	7.4

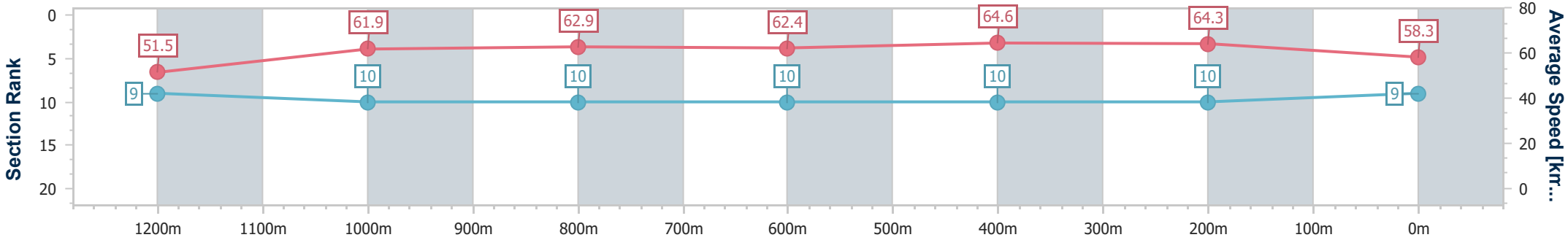

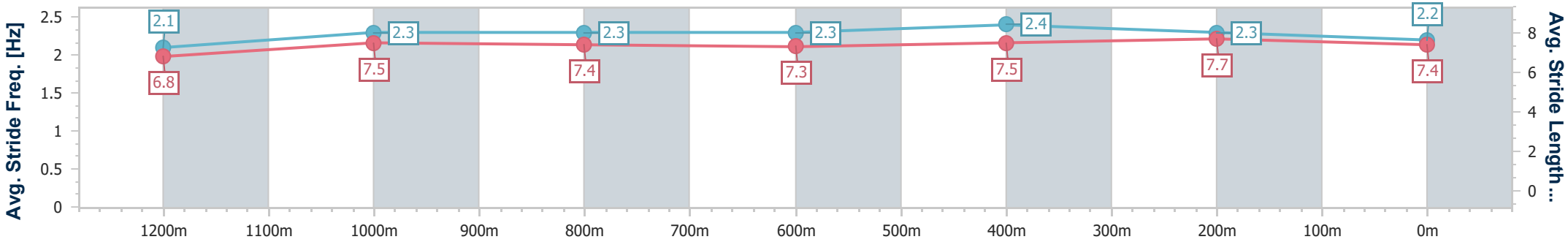

[ ]	Ranking at each section and finish
-:--.--	No data available at this section
NA	No data available

data processed by TRIPLESDATA

Horse/Jockey Name	Crackenthorpe
Final Rank	10
Fastest Section Time (Section)	0:11.29 (400m)
Top Speed [km/h] (Section)	65.8 (400m)
Race State	Finished

TAB

Eagle Farm QLD Professional

Race 6: STRADBROKE SEASON BOOK NOW Class 3 Plate - 1400m

19 April 2025 - 14:00

Track Rating: Good 4, Weather: Fine, Rail Position: +3m Entire

BRISBANE RACING CLUB

Section	Overall	1200m	1000m	800m	600m	400m	200m
Section Times	1:24.36 [10] (0:14.39)	1:09.97 [12] (0:11.37)	0:58.60 [11] (0:11.92)	0:46.68 [11] (0:11.95)	0:34.73 [13] (0:11.47)	0:23.26 [14] (0:11.29)	0:11.97 [14] (0:11.97)
Average Speed [km/h]	50.4	63.4	61.9	61.5	64.2	63.8	60.2
Top Speed [km/h]	61.4	64.5	63.6	63.1	65.8	65.8	61.9
Avg. Dist. to Rail [m]	5.0	4.9	5.2	4.8	4.0	3.1	1.8
Avg. Stride Freq. [Hz]	2.0	2.1	2.1	2.1	2.3	2.2	2.2
Avg. Stride Length [m]	6.8	8.2	8.1	8.0	7.9	7.9	7.5

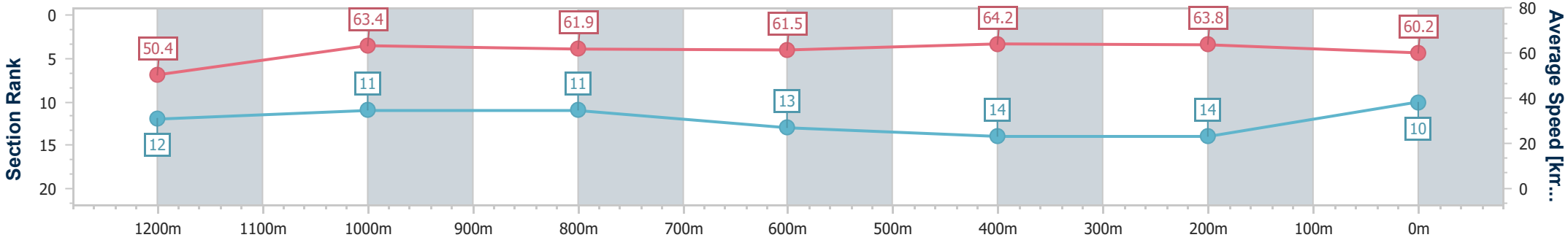

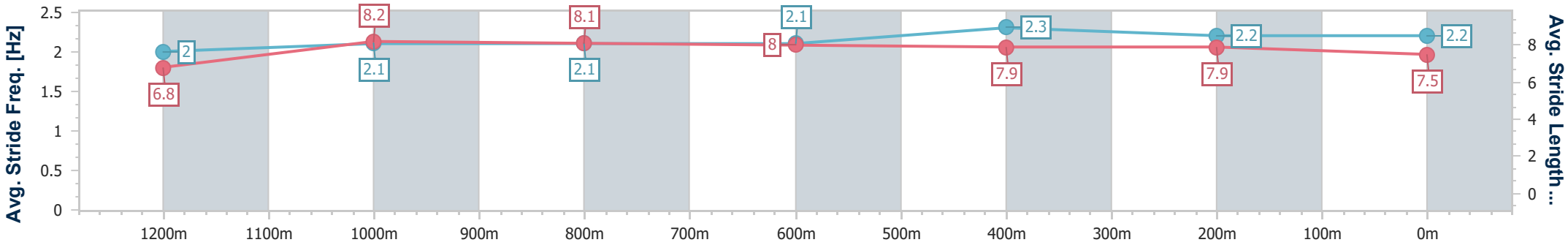

[ ]	Ranking at each section and finish
-:--.--	No data available at this section
NA	No data available

data processed by TRIPLESDATA

Horse/Jockey Name	Iron Grace
Final Rank	11
Fastest Section Time (Section)	0:11.47 (400m)
Top Speed [km/h] (Section)	65.5 (Overall)
Race State	Finished

TAB

Eagle Farm QLD Professional

Race 6: STRADBROKE SEASON BOOK NOW Class 3 Plate - 1400m

19 April 2025 - 14:00

Track Rating: Good 4, Weather: Fine, Rail Position: +3m Entire

BRISBANE RACING CLUB

Section	Overall	1200m	1000m	800m	600m	400m	200m
Section Times	1:24.40 [11] (0:13.33)	1:11.07 [1] (0:11.57)	0:59.50 [3] (0:11.98)	0:47.52 [3] (0:11.87)	0:35.65 [3] (0:11.67)	0:23.98 [6] (0:11.47)	0:12.51 [9] (0:12.51)
Average Speed [km/h]	54.5	62.2	61.5	61.7	63.5	62.7	57.6
Top Speed [km/h]	65.5	64.4	62.8	62.6	64.1	64.2	61.2
Avg. Dist. to Rail [m]	10.6	3.9	4.2	4.3	5.5	7.2	6.9
Avg. Stride Freq. [Hz]	2.2	2.3	2.3	2.3	2.4	2.4	2.4
Avg. Stride Length [m]	6.8	7.3	7.3	7.4	7.3	7.2	6.8

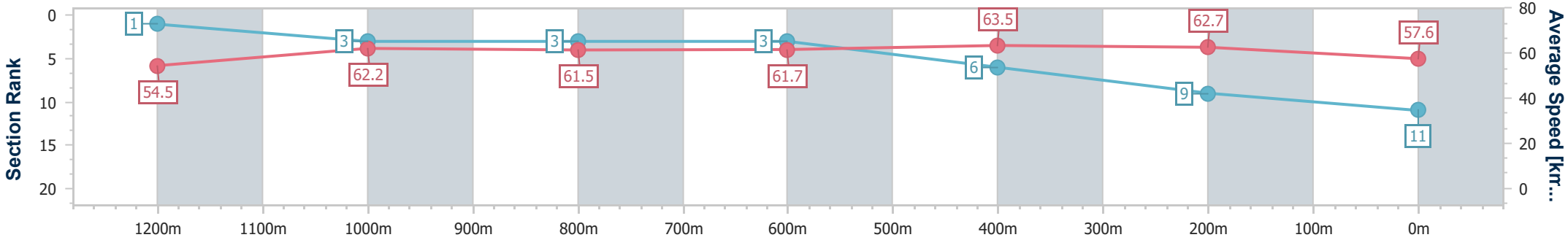

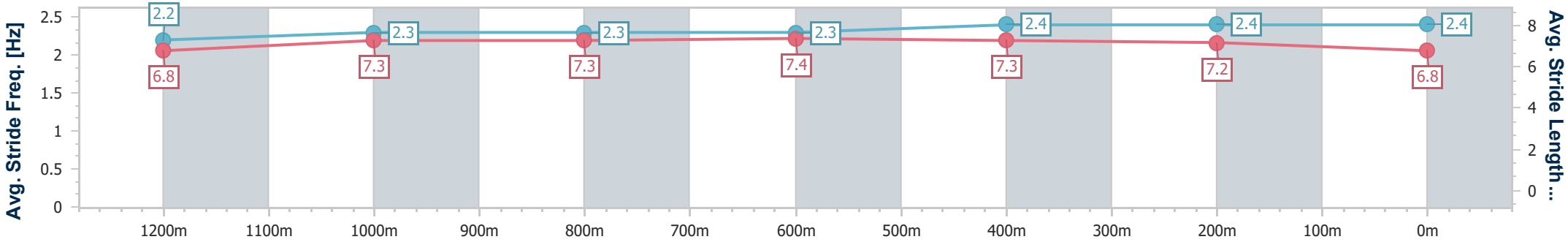

[ ]	Ranking at each section and finish
-:--.--	No data available at this section
NA	No data available

data processed by TRIPLESDATA

Horse/Jockey Name	Miss Chenery
Final Rank	12
Fastest Section Time (Section)	0:11.47 (400m)
Top Speed [km/h] (Section)	64.3 (400m)
Race State	Finished

TAB

Eagle Farm QLD Professional

Race 6: STRADBROKE SEASON BOOK NOW Class 3 Plate - 1400m

19 April 2025 - 14:00

Track Rating: Good 4, Weather: Fine, Rail Position: +3m Entire

BRISBANE RACING CLUB

Section	Overall	1200m	1000m	800m	600m	400m	200m
Section Times	1:24.41 [12] (0:13.94)	1:10.47 [8] (0:11.50)	0:58.97 [8] (0:11.90)	0:47.07 [9] (0:11.78)	0:35.29 [8] (0:11.50)	0:23.79 [7] (0:11.47)	0:12.32 [11] (0:12.32)
Average Speed [km/h]	51.7	62.8	61.2	61.7	63.4	62.7	58.3
Top Speed [km/h]	61.5	63.4	61.7	62.5	63.8	64.3	60.2
Avg. Dist. to Rail [m]	3.8	3.7	2.5	2.1	2.3	4.6	3.2
Avg. Stride Freq. [Hz]	2.1	2.2	2.2	2.2	2.3	2.3	2.2
Avg. Stride Length [m]	6.9	7.9	7.8	7.8	7.6	7.6	7.5

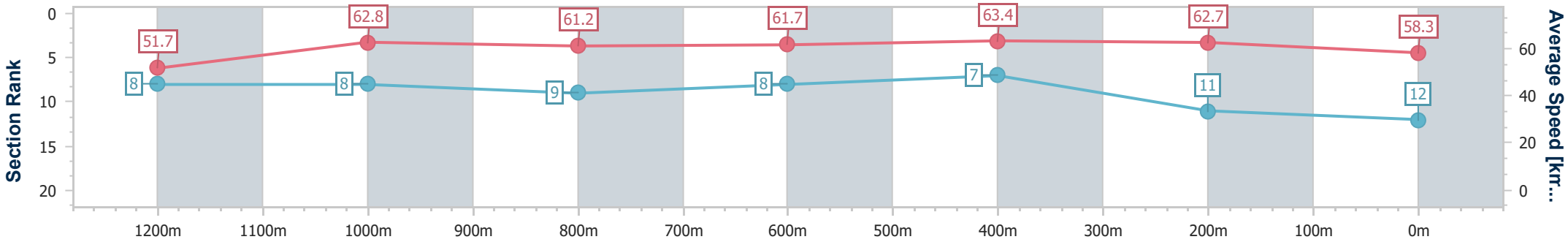

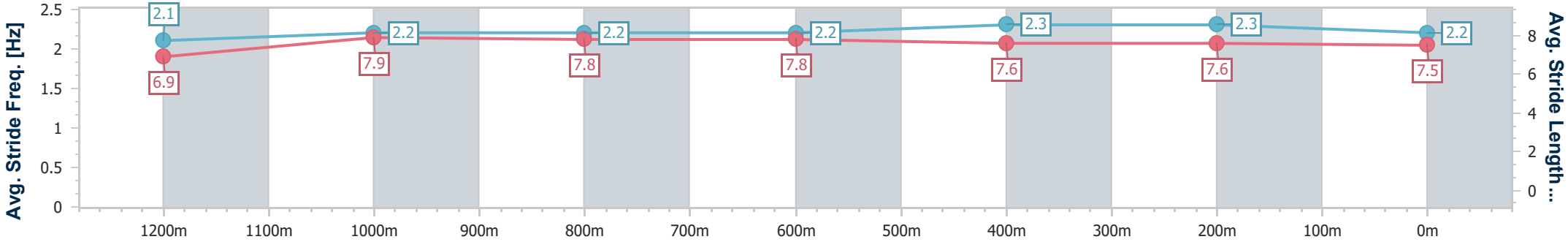

[ ]	Ranking at each section and finish
-:--.--	No data available at this section
NA	No data available

data processed by TRIPLESDATA

Horse/Jockey Name	Star Act
Final Rank	13
Fastest Section Time (Section)	0:11.34 (400m)
Top Speed [km/h] (Section)	67.3 (600m)
Race State	Finished

TAB

Eagle Farm QLD Professional

Race 6: STRADBROKE SEASON BOOK NOW Class 3 Plate - 1400m

19 April 2025 - 14:00

Track Rating: Good 4, Weather: Fine, Rail Position: +3m Entire

BRISBANE RACING CLUB

Section	Overall	1200m	1000m	800m	600m	400m	200m
Section Times	1:24.50 [13] (0:14.33)	1:10.17 [11] (0:11.55)	0:58.62 [12] (0:11.81)	0:46.81 [12] (0:11.91)	0:34.90 [12] (0:11.38)	0:23.52 [13] (0:11.34)	0:12.18 [13] (0:12.18)
Average Speed [km/h]	50.6	62.5	63.0	62.4	65.0	63.6	59.0
Top Speed [km/h]	60.4	63.7	64.3	63.7	67.3	67.3	61.8
Avg. Dist. to Rail [m]	8.0	6.4	6.8	6.5	5.7	7.0	9.0
Avg. Stride Freq. [Hz]	2.2	2.3	2.3	2.3	2.4	2.3	2.3
Avg. Stride Length [m]	6.5	7.6	7.5	7.6	7.7	7.6	7.2

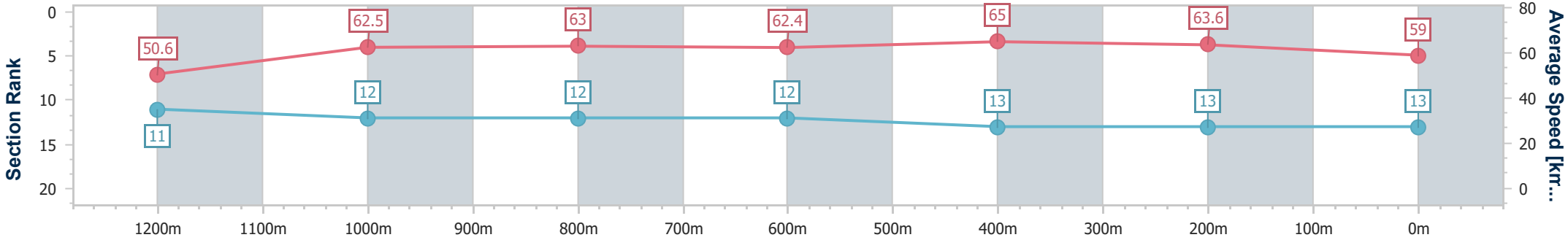

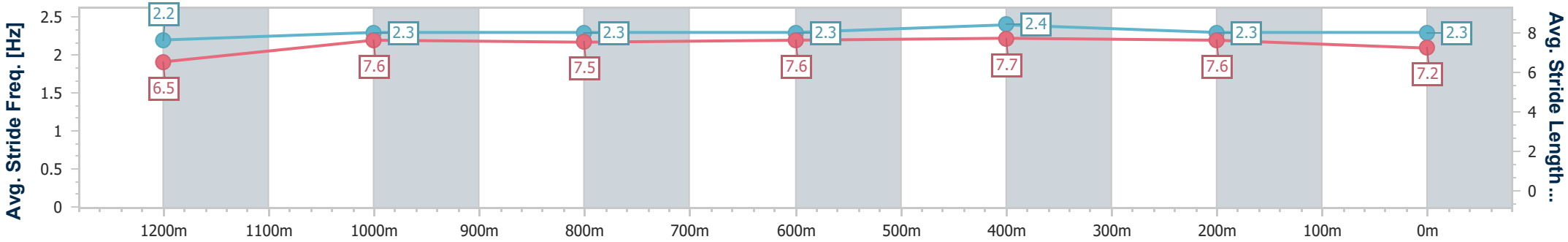

[ ]	Ranking at each section and finish
-:--.--	No data available at this section
NA	No data available

data processed by TRIPLESDATA

Horse/Jockey Name	Monte Outlander
Final Rank	14
Fastest Section Time (Section)	0:11.54 (400m)
Top Speed [km/h] (Section)	64.3 (400m)
Race State	Finished

TAB

Eagle Farm QLD Professional

Race 6: STRADBROKE SEASON BOOK NOW Class 3 Plate - 1400m

19 April 2025 - 14:00

Track Rating: Good 4, Weather: Fine, Rail Position: +3m Entire

BRISBANE RACING CLUB

Section	Overall	1200m	1000m	800m	600m	400m	200m
Section Times	1:24.57 [14] (0:13.69)	1:10.88 [3] (0:11.55)	0:59.33 [5] (0:11.96)	0:47.37 [7] (0:11.84)	0:35.53 [7] (0:11.65)	0:23.88 [8] (0:11.54)	0:12.34 [12] (0:12.34)
Average Speed [km/h]	52.9	62.4	61.6	62.1	63.3	62.2	58.4
Top Speed [km/h]	63.2	63.8	62.1	62.3	64.3	64.3	60.8
Avg. Dist. to Rail [m]	5.0	4.8	4.8	4.5	4.7	7.6	9.9
Avg. Stride Freq. [Hz]	2.2	2.3	2.2	2.2	2.3	2.3	2.2
Avg. Stride Length [m]	6.7	7.5	7.7	7.6	7.6	7.3	7.4

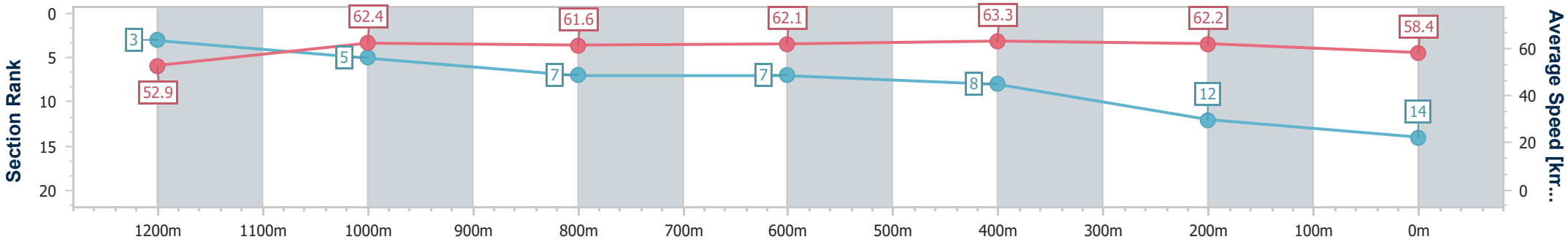

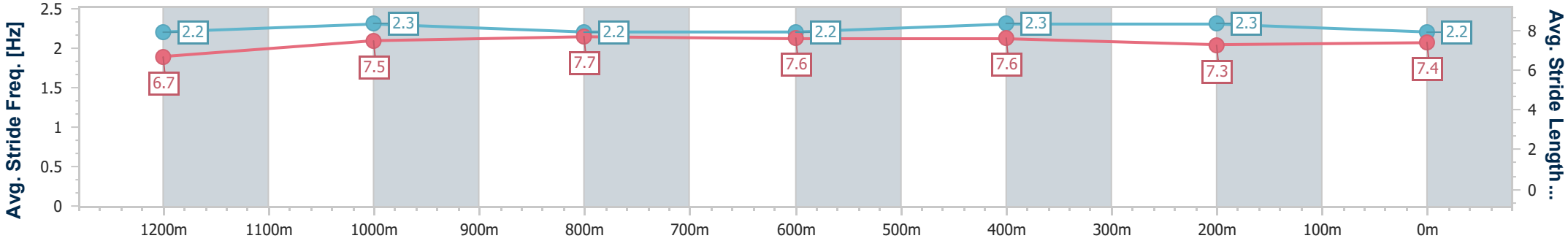

[ ]	Ranking at each section and finish
-:--.--	No data available at this section
NA	No data available

data processed by TRIPLESDATA

Eagle Farm QLD Professional

Race 7: XXXX BENCHMARK 80 Handicap - 1600m

19 April 2025 - 14:35

BRISBANE RACING CLUB

Track Rating: Good 4, Weather: Fine, Rail Position: +3m Entire

Section	Overall	1400m	1200m	1000m	800m	600m	400m	Last 600m
Field Times	1:35.12 (0:12.89)	1:22.23 (0:10.95)	1:11.28 (0:10.88)	1:00.40 (0:11.95)	0:48.45 (0:12.26)	0:36.19 (0:12.10)	0:24.09 (0:11.61)	0:36.19

Rank	TAB	Horse/Jockey	Barrier	Top Speed [km/h]	Fastest Section	Overall	1400m	1200m	1000m	800m	600m	400m	Last 600m	Distance Travelled [m]
1	17	DEMON DARB	7	65.8	0:11.23	1:35.12 [1]	1:21.83 [7]	1:10.60 [7]	0:59.18 [8]	0:47.58 [9]	0:35.57 [8]	0:23.98 [5]	0:35.57	
		Bailey Wheeler		600m	1400m	(0:13.29)	(0:11.23)	(0:11.42)	(0:11.60)	(0:12.01)	(0:11.59)	(0:11.50)		
2	5	FLEUR DU MONDE	10	65.2	0:11.21	1:35.35 [2]	1:21.44 [14]	1:10.23 [14]	0:58.91 [14]	0:47.30 [14]	0:35.38 [13]	0:23.65 [13]	0:35.38	-1
		Cody Collis		1400m	1400m	(0:13.91)	(0:11.21)	(0:11.32)	(0:11.61)	(0:11.92)	(0:11.73)	(0:11.58)		
3	12	FREE CARRY	6	67.8	0:10.95	1:35.37 [3]	1:22.48 [1]	1:11.53 [1]	1:00.41 [3]	0:48.34 [4]	0:36.30 [3]	0:24.31 [2]	0:36.30	+2
		Emily Lang		1400m	1400m	(0:12.89)	(0:10.95)	(0:11.12)	(0:12.07)	(0:12.04)	(0:11.99)	(0:11.62)		
4	4	TOESONTHENOSE	15	65.3	0:11.22	1:35.38 [4]	1:21.95 [8]	1:10.70 [8]	0:59.48 [7]	0:47.84 [8]	0:35.77 [9]	0:23.86 [10]	0:35.77	+4
		Damien Thornton		1200m	1200m	(0:13.43)	(0:11.25)	(0:11.22)	(0:11.64)	(0:12.07)	(0:11.91)	(0:11.49)		
5	11	KORUTO	1	66.2	0:11.21	1:35.41 [5]	1:21.73 [12]	1:10.52 [11]	0:59.16 [12]	0:47.51 [11]	0:35.62 [11]	0:23.83 [12]	0:35.62	-2
		Martin Harley		1400m	1400m	(0:13.68)	(0:11.21)	(0:11.36)	(0:11.65)	(0:11.89)	(0:11.79)	(0:11.55)		
6	18	TWIGMAN	14	65.4	0:11.27	1:35.44 [6]	1:21.63 [13]	1:10.36 [13]	0:59.01 [13]	0:47.47 [13]	0:35.53 [12]	0:23.94 [9]	0:35.53	+1
		Michael Rodd		400m	1400m	(0:13.81)	(0:11.27)	(0:11.35)	(0:11.54)	(0:11.94)	(0:11.59)	(0:11.49)		
7	10	IMATRUESTAR	3	66.3	0:11.27	1:35.49 [7]	1:21.87 [10]	1:10.60 [10]	0:59.31 [10]	0:47.56 [12]	0:35.18 [14]	0:23.62 [14]	0:35.18	+11
		Noel Callow		600m	1400m	(0:13.62)	(0:11.27)	(0:11.29)	(0:11.75)	(0:12.38)	(0:11.56)	(0:11.30)		
8	7	FLASHING STEEL	2	67.6	0:11.05	1:35.54 [8]	1:22.33 [5]	1:11.28 [5]	1:00.22 [5]	0:48.52 [3]	0:36.44 [4]	0:24.47 [3]	0:36.44	-1
		Andrew Mallyon		1400m	1400m	(0:13.21)	(0:11.05)	(0:11.06)	(0:11.70)	(0:12.08)	(0:11.97)	(0:11.74)		
9	15	SMART LEGEND	16	67.5	0:11.20	1:35.74 [9]	1:22.50 [6]	1:11.30 [6]	1:00.06 [6]	0:48.29 [7]	0:36.37 [5]	0:24.43 [7]	0:36.37	+2
		Jag Guthmann-Chester		1400m	1400m	(0:13.24)	(0:11.20)	(0:11.24)	(0:11.77)	(0:11.92)	(0:11.94)	(0:11.72)		
10	19	MORE TROUBLE	9	66.4	0:11.11	1:35.86 [10]	1:22.80 [3]	1:11.69 [4]	1:00.54 [4]	0:48.73 [5]	0:36.48 [6]	0:24.56 [6]	0:36.48	+10
		Taylor Marshall		1400m	1400m	(0:13.06)	(0:11.11)	(0:11.15)	(0:11.81)	(0:12.25)	(0:11.92)	(0:11.78)		

Scratched: This'llbetheone (#1), Cadetship (#2), Solar Apex (#3), Hyde (#9), Tyndrum Gold (#13), Naval Seal (#14), Sharp Dazzler (#20), Genetic Freak (#21)

[ ]	Ranking at each section and finish	SCN	Saddle cloth number
-:--.--	No data available at this section	DNF	Did not finish
NA	No data available	DNT	Did not track

data processed by TRIPLESDATA

Eagle Farm QLD Professional

Race 7: XXXX BENCHMARK 80 Handicap - 1600m

19 April 2025 - 14:35

BRISBANE RACING CLUB

Track Rating: Good 4, Weather: Fine, Rail Position: +3m Entire

Section	Overall	1400m	1200m	1000m	800m	600m	400m	Last 600m
Field Times	1:35.12 (0:12.89)	1:22.23 (0:10.95)	1:11.28 (0:10.88)	1:00.40 (0:11.95)	0:48.45 (0:12.26)	0:36.19 (0:12.10)	0:24.09 (0:11.61)	0:36.19

Rank	TAB	Horse/Jockey	Barrier	Top Speed [km/h]	Fastest Section	Overall	1400m	1200m	1000m	800m	600m	400m	Last 600m	Distance Travelled [m]
11	22	AWAYGOESTHEBUNNY	11	65.2	0:11.24	1:35.93 [11]	1:22.27 [11]	1:10.98 [12]	0:59.74 [11]	0:48.12 [10]	0:36.16 [10]	0:24.36 [11]	0:36.16	+7
		Cejay Graham		1200m	1200m	(0:13.66)	(0:11.29)	(0:11.24)	(0:11.62)	(0:11.96)	(0:11.80)	(0:11.68)		
12	16	TUHINGA	19	66.8	0:11.10	1:36.32 [12]	1:22.77 [9]	1:11.44 [9]	1:00.34 [9]	0:48.97 [6]	0:36.88 [7]	0:24.88 [8]	0:36.88	+4
		Georgina Cartwright		1200m	1200m	(0:13.55)	(0:11.33)	(0:11.10)	(0:11.37)	(0:12.09)	(0:12.00)	(0:11.73)		
13	6	CALICO JACK	21	67.9	0:10.78	1:36.61 [13]	1:23.49 [4]	1:12.71 [2]	1:01.89 [1]	0:49.94 [1]	0:37.68 [1]	0:25.52 [4]	0:37.68	+7
		Luke Tarrant		1400m	1400m	(0:13.12)	(0:10.78)	(0:10.82)	(0:11.95)	(0:12.26)	(0:12.16)	(0:12.11)		
14	8	HOLSTEIN	12	66.6	0:11.01	1:36.65 [14]	1:23.75 [2]	1:12.74 [3]	1:01.72 [2]	0:49.79 [2]	0:37.61 [2]	0:25.62 [1]	0:37.61	+3
		Angela Jones		1400m	1400m	(0:12.90)	(0:11.01)	(0:11.02)	(0:11.93)	(0:12.18)	(0:11.99)	(0:12.22)		

Scratched: This'llbetheone (#1), Cadetship (#2), Solar Apex (#3), Hyde (#9), Tyndrum Gold (#13), Naval Seal (#14), Sharp Dazzler (#20), Genetic Freak (#21)

[ ]	Ranking at each section and finish	**SCN**	Saddle cloth number
-:--.--	No data available at this section	**DNF**	Did not finish
NA	No data available	**DNT**	Did not track

data processed by TRIPLESDATA

Eagle Farm QLD Professional

Race 7: XXXX BENCHMARK 80 Handicap - 1600m

19 April 2025 - 14:35

BRISBANE RACING CLUB

Track Rating: Good 4, Weather: Fine, Rail Position: +3m Entire

Section	200m	Last 600m
Field Times	0:12.48 (0:12.48)	0:36.19

Rank	TAB	Horse/Jockey	Barrier	Top Speed [km/h]	Fastest Section		Margin		Distance Travelled [m]
1	17	**DEMON DARB**	7	65.8	0:11.23	0:12.48 [1]	1:35.12	0:35.57	
		Bailey Wheeler		600m	1400m	(0:12.48)			
2	5	**FLEUR DU MONDE**	10	65.2	0:11.21	0:12.07 [14]	1.34L	0:35.38	-1
		Cody Collis		1400m	1400m	(0:12.07)			
3	12	**FREE CARRY**	6	67.8	0:10.95	0:12.69 [2]	1.46L	0:36.30	+2
		Emily Lang		1400m	1400m	(0:12.69)			
4	4	**TOESONTHENOSE**	15	65.3	0:11.22	0:12.37 [5]	1.52L	0:35.77	+4
		Damien Thornton		1200m	1200m	(0:12.37)			
5	11	**KORUTO**	1	66.2	0:11.21	0:12.28 [8]	1.74L	0:35.62	-2
		Martin Harley		1400m	1400m	(0:12.28)			
6	18	**TWIGMAN**	14	65.4	0:11.27	0:12.45 [4]	1.91L	0:35.53	+1
		Michael Rodd		400m	1400m	(0:12.45)			
7	10	**IMATRUESTAR**	3	66.3	0:11.27	0:12.32 [10]	2.22L	0:35.18	+11
		Noel Callow		600m	1400m	(0:12.32)			
8	7	**FLASHING STEEL**	2	67.6	0:11.05	0:12.73 [3]	2.5L	0:36.44	-1
		Andrew Mallyon		1400m	1400m	(0:12.73)			
9	15	**SMART LEGEND**	16	67.5	0:11.20	0:12.71 [6]	3.68L	0:36.37	+2
		Jag Guthmann-Chester		1400m	1400m	(0:12.71)			
10	19	**MORE TROUBLE**	9	66.4	0:11.11	0:12.78 [7]	4.39L	0:36.48	+10
		Taylor Marshall		1400m	1400m	(0:12.78)			

Scratched: This'llbetheone (#1), Cadetship (#2), Solar Apex (#3), Hyde (#9), Tyndrum Gold (#13), Naval Seal (#14), Sharp Dazzler (#20), Genetic Freak (#21)

[ ]	Ranking at each section and finish	SCN	Saddle cloth number
-:--.--	No data available at this section	DNF	Did not finish
NA	No data available	DNT	Did not track

data processed by TRIPLESDATA

Eagle Farm QLD Professional

Race 7: XXXX BENCHMARK 80 Handicap - 1600m

19 April 2025 - 14:35

BRISBANE RACING CLUB

Track Rating: Good 4, Weather: Fine, Rail Position: +3m Entire

Section	200m	Last 600m
Field Times	0:12.48 (0:12.48)	0:36.19

Rank	TAB	Horse/Jockey	Barrier	Top Speed [km/h]	Fastest Section		Margin			Distance Travelled [m]
11	22	**AWAYGOESTHEBUNNY**	11	65.2	0:11.24	0:12.68 [12]	4.78L		0:36.16	+7
		Cejay Graham		1200m	1200m	(0:12.68)				
12	16	**TUHINGA**	19	66.8	0:11.10	0:13.15 [9]	7.08L		0:36.88	+4
		Georgina Cartwright		1200m	1200m	(0:13.15)				
13	6	**CALICO JACK**	21	67.9	0:10.78	0:13.41 [11]	8.79L		0:37.68	+7
		Luke Tarrant		1400m	1400m	(0:13.41)				
14	8	**HOLSTEIN**	12	66.6	0:11.01	0:13.40 [13]	9.02L		0:37.61	+3
		Angela Jones		1400m	1400m	(0:13.40)				

Scratched: This'llbetheone (#1), Cadetship (#2), Solar Apex (#3), Hyde (#9), Tyndrum Gold (#13), Naval Seal (#14), Sharp Dazzler (#20), Genetic Freak (#21)

[ ]	Ranking at each section and finish	**SCN**	Saddle cloth number
-:--.--	No data available at this section	**DNF**	Did not finish
NA	No data available	**DNT**	Did not track

data processed by TRIPLESDATA

Horse/Jockey Name	Demon Darb
Final Rank	1
Fastest Section Time (Section)	0:11.23 (1400m)
Top Speed [km/h] (Section)	65.8 (600m)
Race State	Finished

TAB

Eagle Farm QLD Professional

Race 7: XXXX BENCHMARK 80 Handicap - 1600m

19 April 2025 - 14:35

Track Rating: Good 4, Weather: Fine, Rail Position: +3m Entire

BRISBANE RACING CLUB

Section	Overall	1400m	1200m	1000m	800m	600m	400m	200m
Section Times	1:35.12 [1] (0:13.29)	1:21.83 [7] (0:11.23)	1:10.60 [7] (0:11.42)	0:59.18 [8] (0:11.60)	0:47.58 [9] (0:12.01)	0:35.57 [8] (0:11.59)	0:23.98 [5] (0:11.50)	0:12.48 [1] (0:12.48)
Average Speed [km/h]	54.4	64.5	63.0	63.3	61.2	63.5	62.6	57.9
Top Speed [km/h]	65.0	65.7	63.9	65.0	62.4	65.8	63.9	61.4
Avg. Dist. to Rail [m]	7.9	3.9	3.8	4.1	4.4	4.6	9.4	9.1
Avg. Stride Freq. [Hz]	2.2	2.4	2.3	2.3	2.3	2.4	2.4	2.3
Avg. Stride Length [m]	6.8	7.6	7.6	7.5	7.5	7.5	7.2	7.0

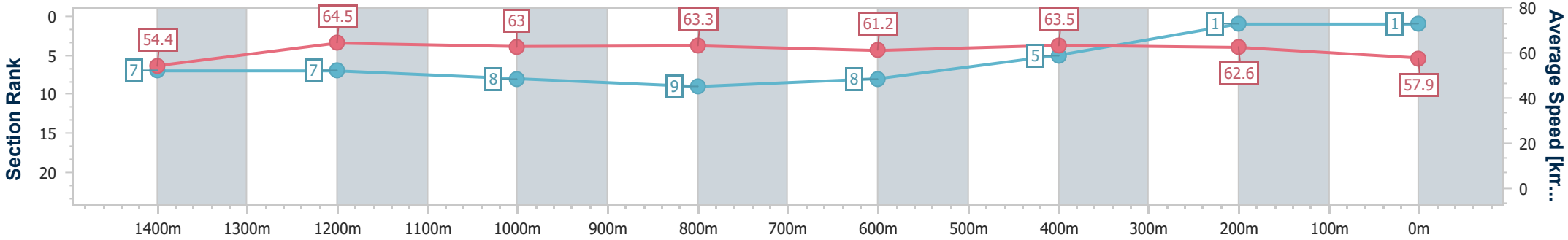

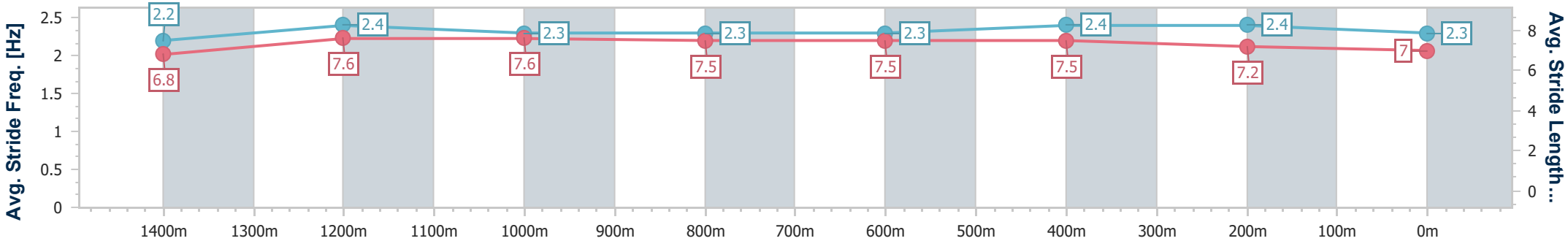

[ ]	Ranking at each section and finish
-:--.--	No data available at this section
NA	No data available

data processed by TRIPLESDATA

Horse/Jockey Name	Fleur Du Monde
Final Rank	2
Fastest Section Time (Section)	0:11.21 (1400m)
Top Speed [km/h] (Section)	65.2 (1400m)
Race State	Finished

TAB

Eagle Farm QLD Professional

Race 7: XXXX BENCHMARK 80 Handicap - 1600m

19 April 2025 - 14:35

Track Rating: Good 4, Weather: Fine, Rail Position: +3m Entire

BRISBANE RACING CLUB

Section	Overall	1400m	1200m	1000m	800m	600m	400m	200m
Section Times	1:35.35 [2] (0:13.91)	1:21.44 [14] (0:11.21)	1:10.23 [14] (0:11.32)	0:58.91 [14] (0:11.61)	0:47.30 [14] (0:11.92)	0:35.38 [13] (0:11.73)	0:23.65 [13] (0:11.58)	0:12.07 [14] (0:12.07)
Average Speed [km/h]	52.0	64.3	63.7	63.2	61.9	62.4	62.1	59.8
Top Speed [km/h]	63.5	65.2	65.0	64.0	63.5	62.9	64.4	61.0
Avg. Dist. to Rail [m]	8.0	1.8	2.6	4.0	4.7	3.4	8.0	7.5
Avg. Stride Freq. [Hz]	2.3	2.5	2.5	2.5	2.5	2.5	2.5	2.4
Avg. Stride Length [m]	6.2	7.0	7.0	7.0	7.0	6.9	6.9	6.8

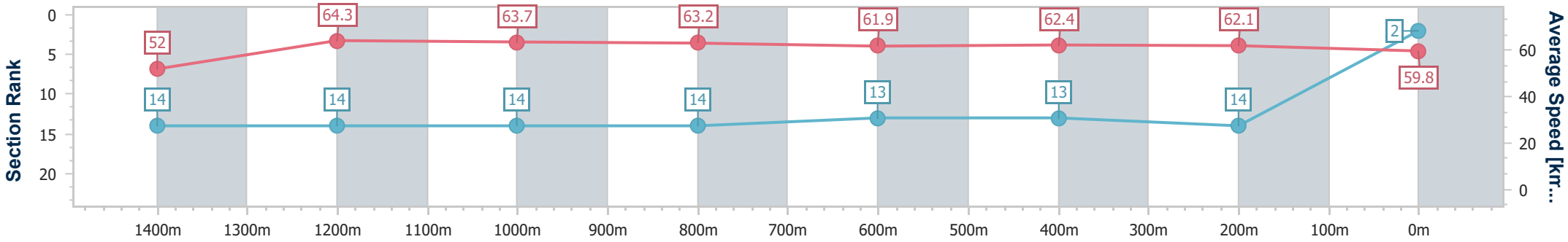

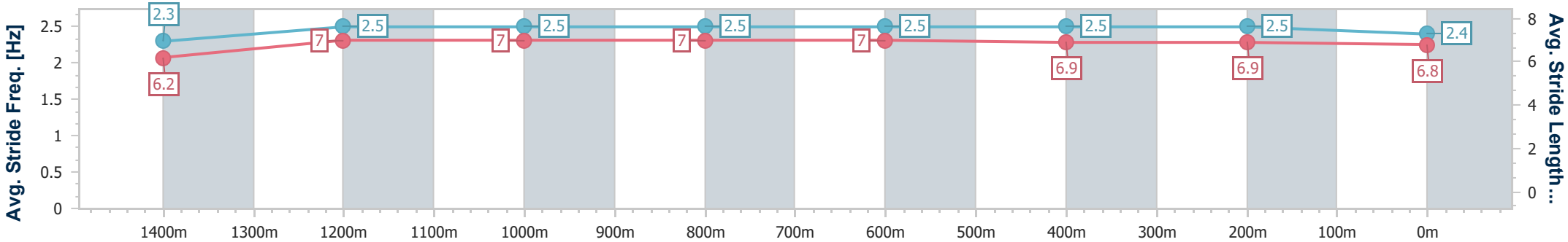

[ ]	Ranking at each section and finish
-:--.--	No data available at this section
NA	No data available

data processed by TRIPLESDATA

Horse/Jockey Name	Free Carry
Final Rank	3
Fastest Section Time (Section)	0:10.95 (1400m)
Top Speed [km/h] (Section)	67.8 (1400m)
Race State	Finished

TAB

Eagle Farm QLD Professional

Race 7: XXXX BENCHMARK 80 Handicap - 1600m

19 April 2025 - 14:35

Track Rating: Good 4, Weather: Fine, Rail Position: +3m Entire

BRISBANE RACING CLUB

Section	Overall	1400m	1200m	1000m	800m	600m	400m	200m
Section Times	1:35.37 [3] (0:12.89)	1:22.48 [1] (0:10.95)	1:11.53 [1] (0:11.12)	1:00.41 [3] (0:12.07)	0:48.34 [4] (0:12.04)	0:36.30 [3] (0:11.99)	0:24.31 [2] (0:11.62)	0:12.69 [2] (0:12.69)
Average Speed [km/h]	55.9	65.9	65.1	60.9	61.2	62.0	62.1	56.6
Top Speed [km/h]	66.8	67.8	65.7	63.2	62.6	62.6	62.9	60.3
Avg. Dist. to Rail [m]	7.7	4.3	5.1	4.7	4.6	6.3	10.0	10.9
Avg. Stride Freq. [Hz]	2.2	2.3	2.3	2.2	2.2	2.3	2.3	2.2
Avg. Stride Length [m]	7.0	7.9	7.8	7.8	7.7	7.6	7.5	7.1

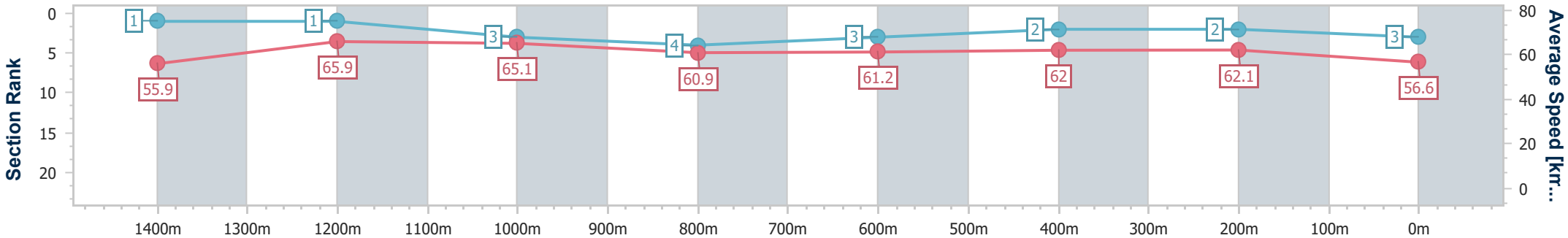

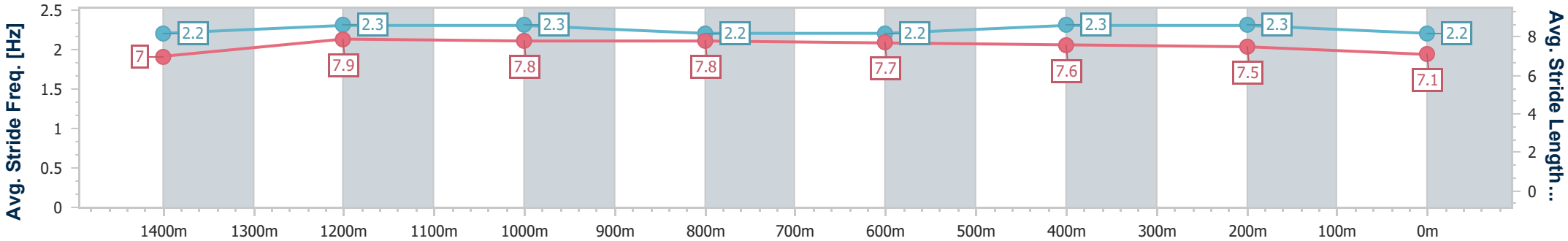

[ ]	Ranking at each section and finish
-:--.--	No data available at this section
NA	No data available

data processed by TRIPLESDATA

Horse/Jockey Name	Toesonthenose
Final Rank	4
Fastest Section Time (Section)	0:11.22 (1200m)
Top Speed [km/h] (Section)	65.3 (1200m)
Race State	Finished

TAB

Eagle Farm QLD Professional

Race 7: XXXX BENCHMARK 80 Handicap - 1600m

19 April 2025 - 14:35

Track Rating: Good 4, Weather: Fine, Rail Position: +3m Entire

BRISBANE RACING CLUB

Section	Overall	1400m	1200m	1000m	800m	600m	400m	200m
Section Times	1:35.38 [4] (0:13.43)	1:21.95 [8] (0:11.25)	1:10.70 [8] (0:11.22)	0:59.48 [7] (0:11.64)	0:47.84 [8] (0:12.07)	0:35.77 [9] (0:11.91)	0:23.86 [10] (0:11.49)	0:12.37 [5] (0:12.37)
Average Speed [km/h]	53.9	64.5	64.1	63.5	61.1	62.4	62.7	58.1
Top Speed [km/h]	64.8	64.9	65.3	64.6	61.4	64.4	64.4	61.4
Avg. Dist. to Rail [m]	12.7	6.0	5.5	5.1	4.8	6.0	6.9	7.3
Avg. Stride Freq. [Hz]	2.2	2.3	2.3	2.3	2.2	2.3	2.4	2.3
Avg. Stride Length [m]	6.7	7.7	7.7	7.6	7.6	7.5	7.3	6.9

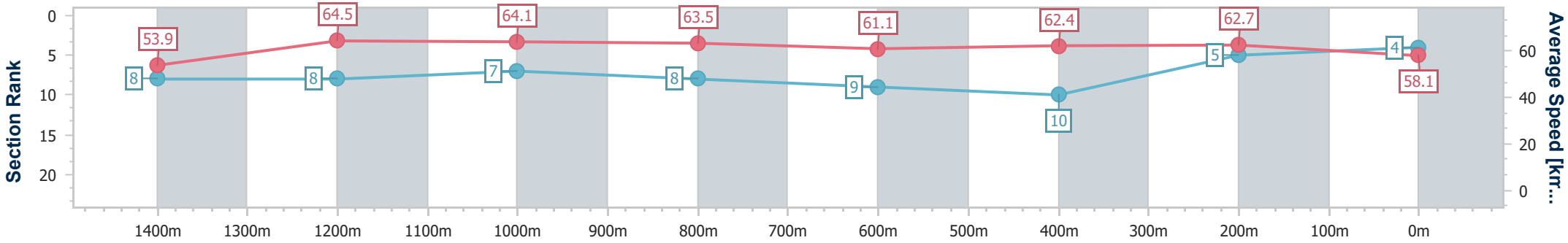

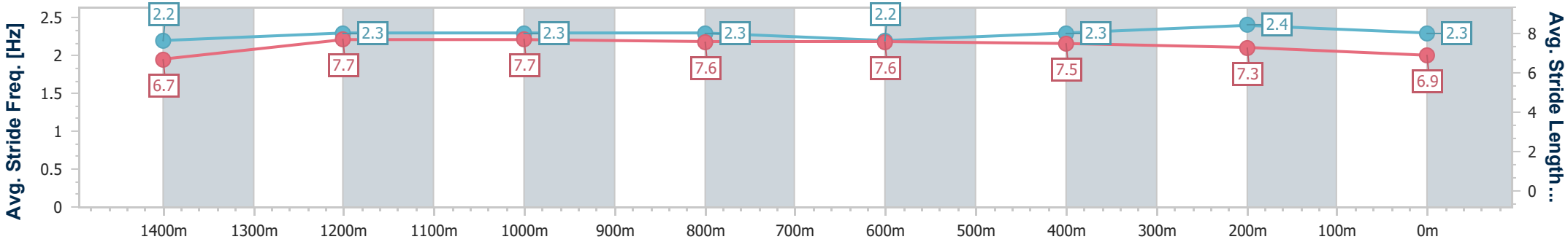

[ ]	Ranking at each section and finish
-:--.--	No data available at this section
NA	No data available

data processed by TRIPLESDATA

Horse/Jockey Name	Koruto
Final Rank	5
Fastest Section Time (Section)	0:11.21 (1400m)
Top Speed [km/h] (Section)	66.2 (1400m)
Race State	Finished

TAB

Eagle Farm QLD Professional

Race 7: XXXX BENCHMARK 80 Handicap - 1600m

19 April 2025 - 14:35

Track Rating: Good 4, Weather: Fine, Rail Position: +3m Entire

BRISBANE RACING CLUB

Section	Overall	1400m	1200m	1000m	800m	600m	400m	200m
Section Times	1:35.41 [5] (0:13.68)	1:21.73 [12] (0:11.21)	1:10.52 [11] (0:11.36)	0:59.16 [12] (0:11.65)	0:47.51 [11] (0:11.89)	0:35.62 [11] (0:11.79)	0:23.83 [12] (0:11.55)	0:12.28 [8] (0:12.28)
Average Speed [km/h]	52.8	64.5	63.7	63.2	61.6	61.6	62.5	58.7
Top Speed [km/h]	63.8	66.2	64.2	64.4	62.8	65.2	64.6	61.7
Avg. Dist. to Rail [m]	6.4	5.3	5.4	4.3	3.5	2.9	5.0	6.4
Avg. Stride Freq. [Hz]	2.2	2.3	2.3	2.3	2.3	2.3	2.4	2.3
Avg. Stride Length [m]	6.7	7.7	7.7	7.6	7.5	7.4	7.3	7.1

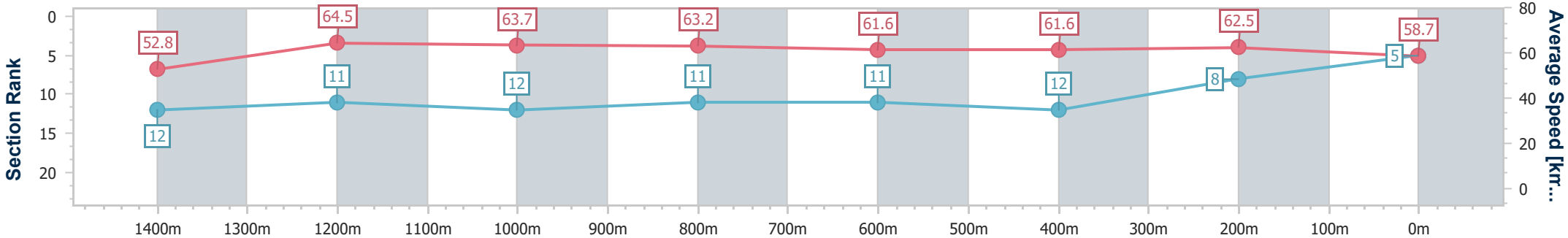

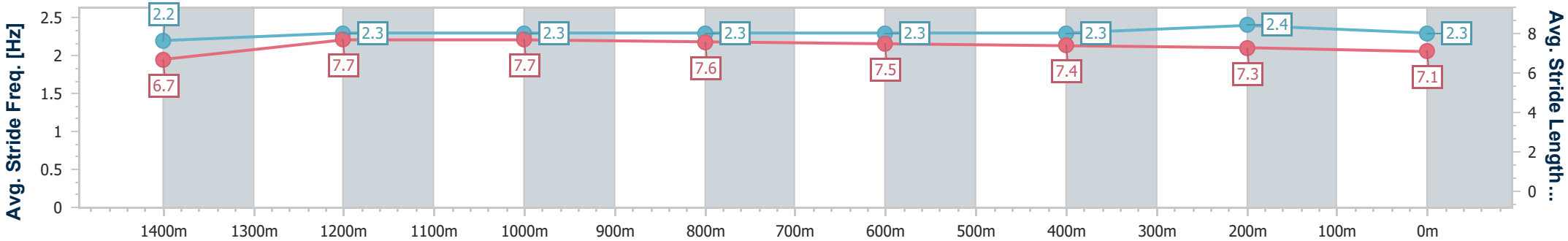

[ ]	Ranking at each section and finish
-:--.--	No data available at this section
NA	No data available

data processed by TRIPLESDATA

Horse/Jockey Name	Twigman
Final Rank	6
Fastest Section Time (Section)	0:11.27 (1400m)
Top Speed [km/h] (Section)	65.4 (400m)
Race State	Finished

TAB

Eagle Farm QLD Professional

Race 7: XXXX BENCHMARK 80 Handicap - 1600m

19 April 2025 - 14:35

Track Rating: Good 4, Weather: Fine, Rail Position: +3m Entire

BRISBANE RACING CLUB

Section	Overall	1400m	1200m	1000m	800m	600m	400m	200m
Section Times	1:35.44 [6] (0:13.81)	1:21.63 [13] (0:11.27)	1:10.36 [13] (0:11.35)	0:59.01 [13] (0:11.54)	0:47.47 [13] (0:11.94)	0:35.53 [12] (0:11.59)	0:23.94 [9] (0:11.49)	0:12.45 [4] (0:12.45)
Average Speed [km/h]	52.3	64.3	63.4	64.0	61.5	63.6	62.7	57.9
Top Speed [km/h]	64.0	65.0	64.8	64.7	63.5	64.3	65.4	60.6
Avg. Dist. to Rail [m]	10.7	4.8	5.0	4.5	4.5	5.4	11.3	12.0
Avg. Stride Freq. [Hz]	2.2	2.4	2.4	2.3	2.3	2.4	2.4	2.3
Avg. Stride Length [m]	6.6	7.4	7.5	7.6	7.4	7.4	7.2	6.9

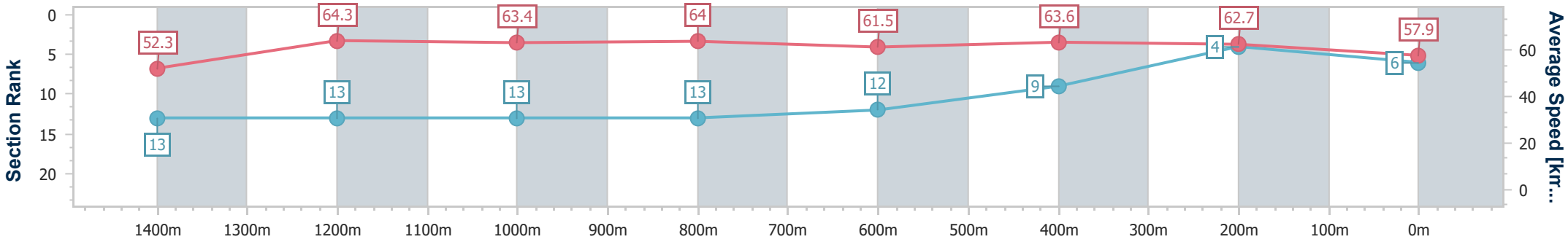

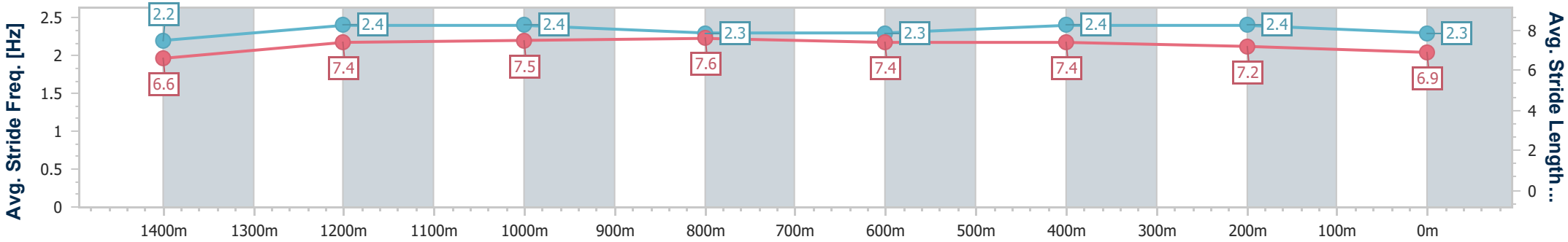

[ ]	Ranking at each section and finish
-:--.--	No data available at this section
NA	No data available

data processed by TRIPLESDATA

Horse/Jockey Name	Imatruestar
Final Rank	7
Fastest Section Time (Section)	0:11.27 (1400m)
Top Speed [km/h] (Section)	66.3 (600m)
Race State	Finished

TAB

Eagle Farm QLD Professional

Race 7: XXXX BENCHMARK 80 Handicap - 1600m

19 April 2025 - 14:35

Track Rating: Good 4, Weather: Fine, Rail Position: +3m Entire

BRISBANE RACING CLUB

Section	Overall	1400m	1200m	1000m	800m	600m	400m	200m
Section Times	1:35.49 [7] (0:13.62)	1:21.87 [10] (0:11.27)	1:10.60 [10] (0:11.29)	0:59.31 [10] (0:11.75)	0:47.56 [12] (0:12.38)	0:35.18 [14] (0:11.56)	0:23.62 [14] (0:11.30)	0:12.32 [10] (0:12.32)
Average Speed [km/h]	53.1	64.0	63.7	64.1	61.0	64.0	63.8	58.3
Top Speed [km/h]	63.8	65.1	64.8	66.1	62.9	66.3	66.0	62.1
Avg. Dist. to Rail [m]	7.4	4.7	6.2	8.5	9.8	5.6	9.9	14.0
Avg. Stride Freq. [Hz]	2.1	2.3	2.3	2.3	2.2	2.3	2.3	2.2
Avg. Stride Length [m]	7.2	7.8	7.8	7.7	7.6	7.8	7.7	7.3

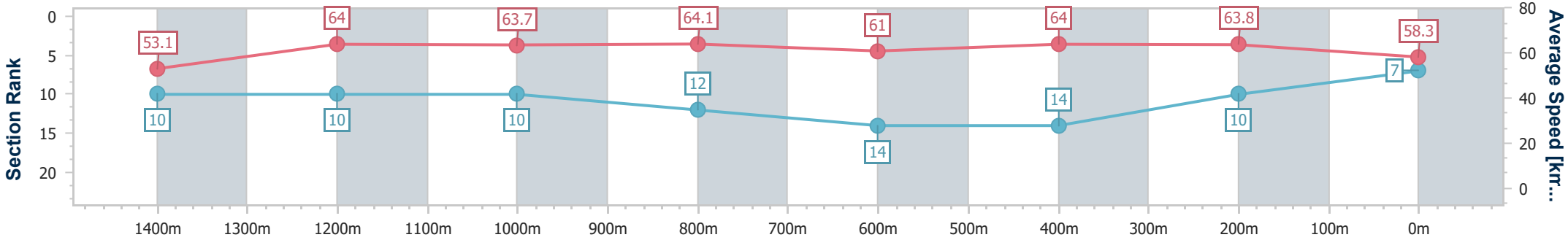

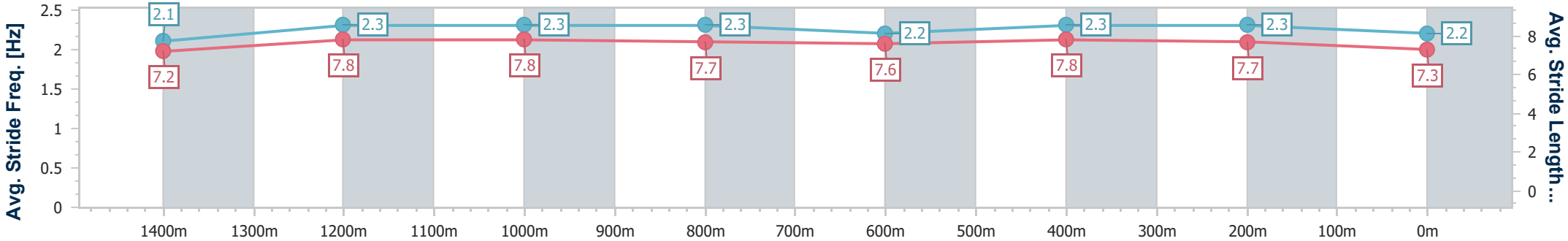

[ ]	Ranking at each section and finish
-:--.--	No data available at this section
NA	No data available

data processed by TRIPLESDATA

Horse/Jockey Name	Flashing Steel
Final Rank	8
Fastest Section Time (Section)	0:11.05 (1400m)
Top Speed [km/h] (Section)	67.6 (1400m)
Race State	Finished

TAB

Eagle Farm QLD Professional

Race 7: XXXX BENCHMARK 80 Handicap - 1600m

19 April 2025 - 14:35

Track Rating: Good 4, Weather: Fine, Rail Position: +3m Entire

BRISBANE RACING CLUB

Section	Overall	1400m	1200m	1000m	800m	600m	400m	200m
Section Times	1:35.54 [8] (0:13.21)	1:22.33 [5] (0:11.05)	1:11.28 [5] (0:11.06)	1:00.22 [5] (0:11.70)	0:48.52 [3] (0:12.08)	0:36.44 [4] (0:11.97)	0:24.47 [3] (0:11.74)	0:12.73 [3] (0:12.73)
Average Speed [km/h]	54.6	65.5	65.1	62.7	60.5	61.7	61.4	56.7
Top Speed [km/h]	64.2	67.6	66.4	65.5	61.3	62.3	62.9	59.6
Avg. Dist. to Rail [m]	6.5	3.9	4.5	3.1	3.6	5.8	14.5	16.7
Avg. Stride Freq. [Hz]	2.3	2.4	2.4	2.4	2.3	2.4	2.4	2.3
Avg. Stride Length [m]	6.7	7.5	7.5	7.3	7.2	7.2	7.1	6.8

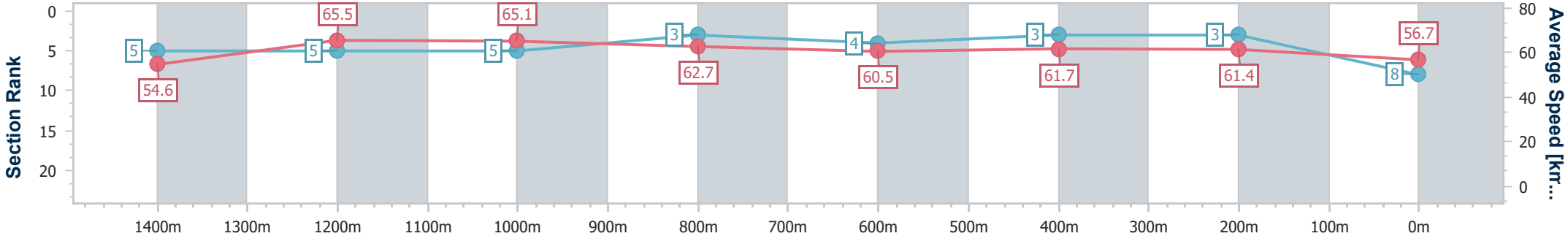

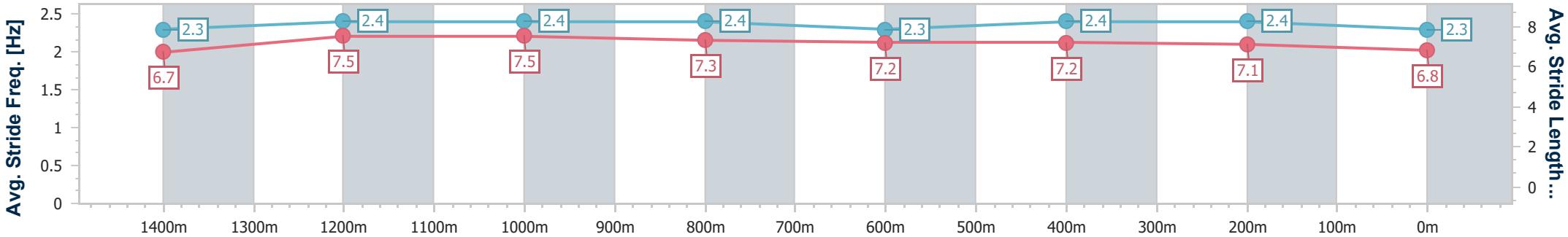

[ ]	Ranking at each section and finish
-:--.--	No data available at this section
NA	No data available

data processed by TRIPLESDATA

Horse/Jockey Name	Smart Legend
Final Rank	9
Fastest Section Time (Section)	0:11.20 (1400m)
Top Speed [km/h] (Section)	67.5 (1400m)
Race State	Finished

TAB

Eagle Farm QLD Professional

Race 7: XXXX BENCHMARK 80 Handicap - 1600m

19 April 2025 - 14:35

Track Rating: Good 4, Weather: Fine, Rail Position: +3m Entire

BRISBANE RACING CLUB

Section	Overall	1400m	1200m	1000m	800m	600m	400m	200m
Section Times	1:35.74 [9] (0:13.24)	1:22.50 [6] (0:11.20)	1:11.30 [6] (0:11.24)	1:00.06 [6] (0:11.77)	0:48.29 [7] (0:11.92)	0:36.37 [5] (0:11.94)	0:24.43 [7] (0:11.72)	0:12.71 [6] (0:12.71)
Average Speed [km/h]	54.6	64.9	64.1	62.5	61.6	61.9	61.5	56.8
Top Speed [km/h]	65.0	67.5	64.7	63.5	62.5	62.8	63.3	60.0
Avg. Dist. to Rail [m]	13.8	6.1	6.2	4.7	4.1	5.2	12.2	12.0
Avg. Stride Freq. [Hz]	2.3	2.4	2.3	2.3	2.3	2.3	2.3	2.3
Avg. Stride Length [m]	6.7	7.6	7.8	7.6	7.5	7.6	7.4	6.9

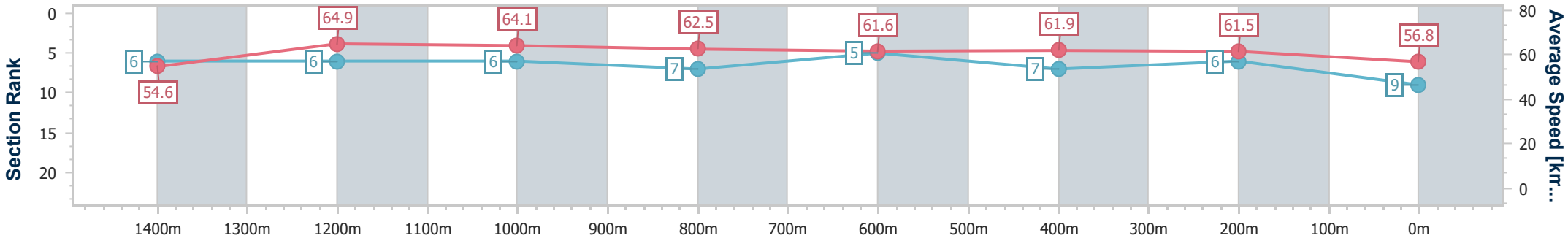

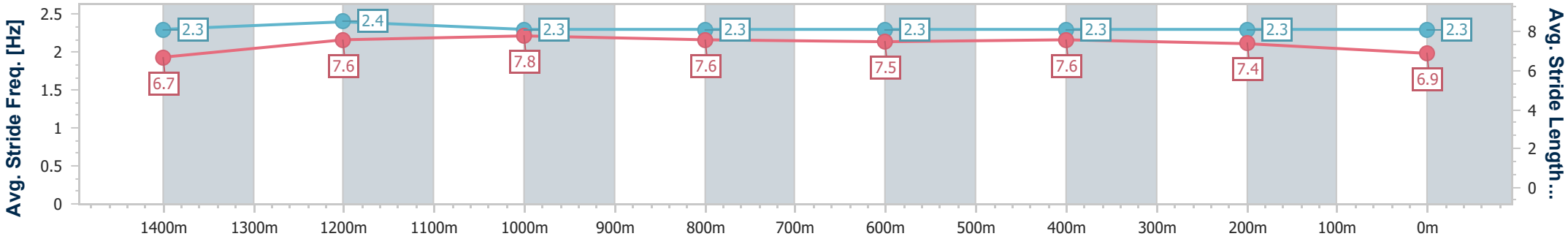

[ ]	Ranking at each section and finish
-:--.--	No data available at this section
NA	No data available

data processed by TRIPLESDATA

Horse/Jockey Name	More Trouble
Final Rank	10
Fastest Section Time (Section)	0:11.11 (1400m)
Top Speed [km/h] (Section)	66.4 (1400m)
Race State	Finished

TAB

Eagle Farm QLD Professional

Race 7: XXXX BENCHMARK 80 Handicap - 1600m

19 April 2025 - 14:35

Track Rating: Good 4, Weather: Fine, Rail Position: +3m Entire

BRISBANE RACING CLUB

Section	Overall	1400m	1200m	1000m	800m	600m	400m	200m
Section Times	1:35.86 [10] (0:13.06)	1:22.80 [3] (0:11.11)	1:11.69 [4] (0:11.15)	1:00.54 [4] (0:11.81)	0:48.73 [5] (0:12.25)	0:36.48 [6] (0:11.92)	0:24.56 [6] (0:11.78)	0:12.78 [7] (0:12.78)
Average Speed [km/h]	55.4	65.3	64.6	63.1	61.1	62.5	61.1	56.5
Top Speed [km/h]	64.7	66.4	66.2	66.2	62.8	63.1	62.8	59.3
Avg. Dist. to Rail [m]	10.7	5.7	6.2	6.5	8.4	7.3	14.0	16.0
Avg. Stride Freq. [Hz]	2.3	2.3	2.3	2.2	2.2	2.3	2.3	2.2
Avg. Stride Length [m]	6.8	7.7	7.8	7.8	7.6	7.7	7.3	7.2

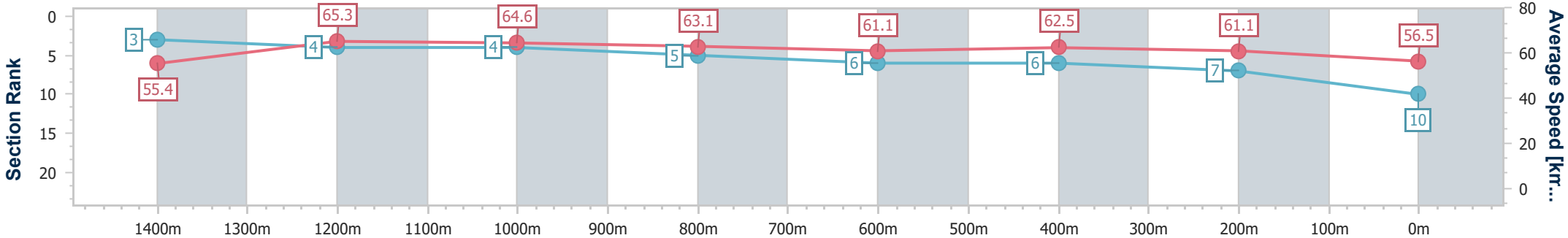

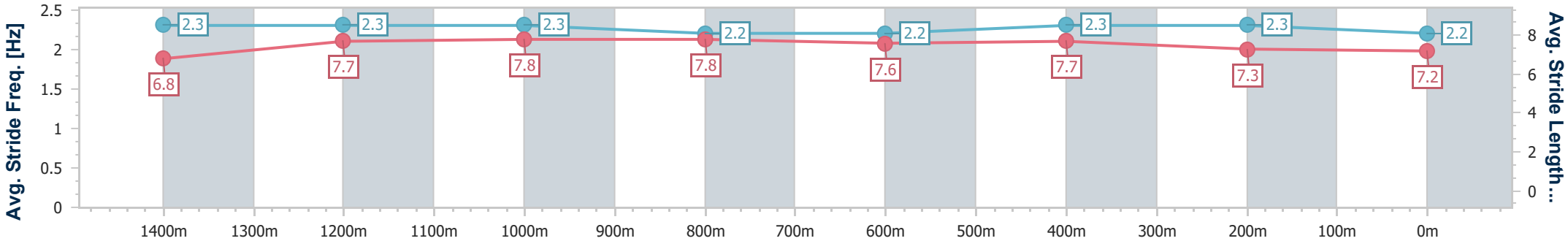

[ ]	Ranking at each section and finish
-:--.--	No data available at this section
NA	No data available

data processed by TRIPLESDATA

Horse/Jockey Name	Awaygoesthebunny
Final Rank	11
Fastest Section Time (Section)	0:11.24 (1200m)
Top Speed [km/h] (Section)	65.2 (1200m)
Race State	Finished

Eagle Farm QLD Professional

Race 7: XXXX BENCHMARK 80 Handicap - 1600m

19 April 2025 - 14:35

Track Rating: Good 4, Weather: Fine, Rail Position: +3m Entire

BRISBANE RACING CLUB

Section	Overall	1400m	1200m	1000m	800m	600m	400m	200m
Section Times	1:35.93 [11] (0:13.66)	1:22.27 [11] (0:11.29)	1:10.98 [12] (0:11.24)	0:59.74 [11] (0:11.62)	0:48.12 [10] (0:11.96)	0:36.16 [10] (0:11.80)	0:24.36 [11] (0:11.68)	0:12.68 [12] (0:12.68)
Average Speed [km/h]	53.1	64.2	64.3	63.8	61.9	63.1	61.6	56.9
Top Speed [km/h]	62.8	65.1	65.2	64.5	64.5	63.2	63.0	59.7
Avg. Dist. to Rail [m]	10.9	6.6	6.7	6.5	6.0	6.4	12.7	16.1
Avg. Stride Freq. [Hz]	2.2	2.3	2.3	2.3	2.3	2.4	2.4	2.3
Avg. Stride Length [m]	6.7	7.4	7.5	7.6	7.4	7.3	7.0	6.8

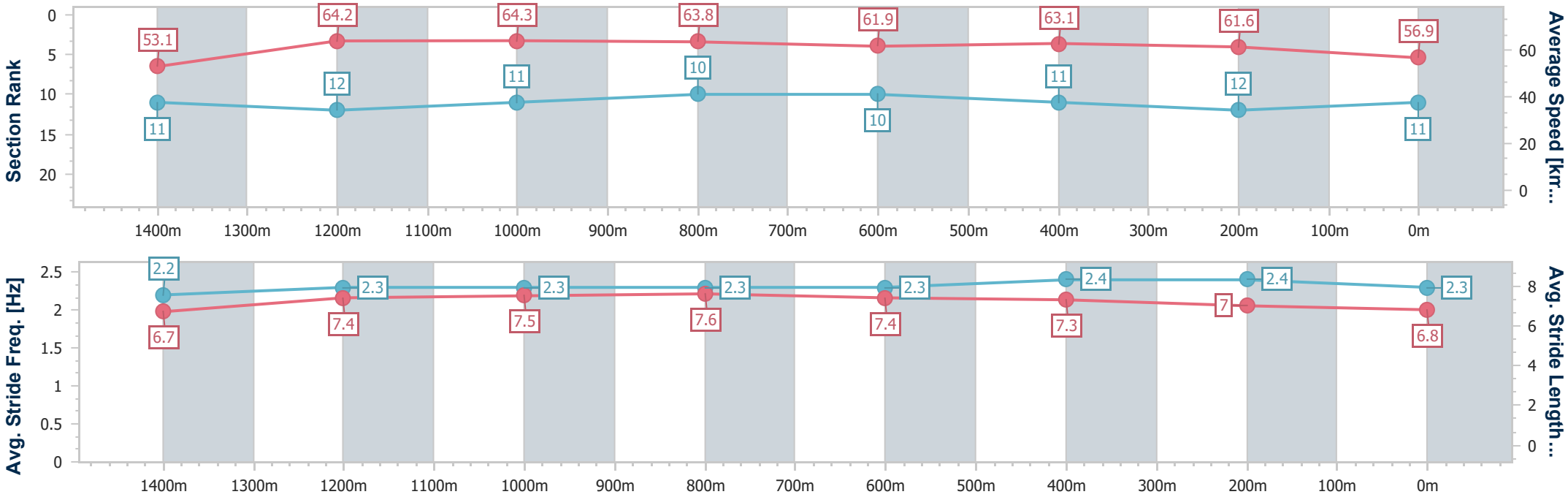

[ ]	Ranking at each section and finish
-:--.--	No data available at this section
NA	No data available

data processed by TRIPLESDATA

Horse/Jockey Name	Tuhinga
Final Rank	12
Fastest Section Time (Section)	0:11.10 (1200m)
Top Speed [km/h] (Section)	66.8 (1200m)
Race State	Finished

TAB

Eagle Farm QLD Professional

Race 7: XXXX BENCHMARK 80 Handicap - 1600m

19 April 2025 - 14:35

Track Rating: Good 4, Weather: Fine, Rail Position: +3m Entire

BRISBANE RACING CLUB

Section	Overall	1400m	1200m	1000m	800m	600m	400m	200m
Section Times	1:36.32 [12] (0:13.55)	1:22.77 [9] (0:11.33)	1:11.44 [9] (0:11.10)	1:00.34 [9] (0:11.37)	0:48.97 [6] (0:12.09)	0:36.88 [7] (0:12.00)	0:24.88 [8] (0:11.73)	0:13.15 [9] (0:13.15)
Average Speed [km/h]	53.5	64.2	64.9	64.8	61.0	61.9	61.3	54.8
Top Speed [km/h]	63.2	65.8	66.8	66.5	62.0	63.3	63.5	58.9
Avg. Dist. to Rail [m]	15.2	7.5	6.8	4.5	5.0	6.2	11.6	13.7
Avg. Stride Freq. [Hz]	2.2	2.3	2.3	2.4	2.3	2.3	2.4	2.2
Avg. Stride Length [m]	6.7	7.7	7.7	7.5	7.4	7.4	7.2	6.8

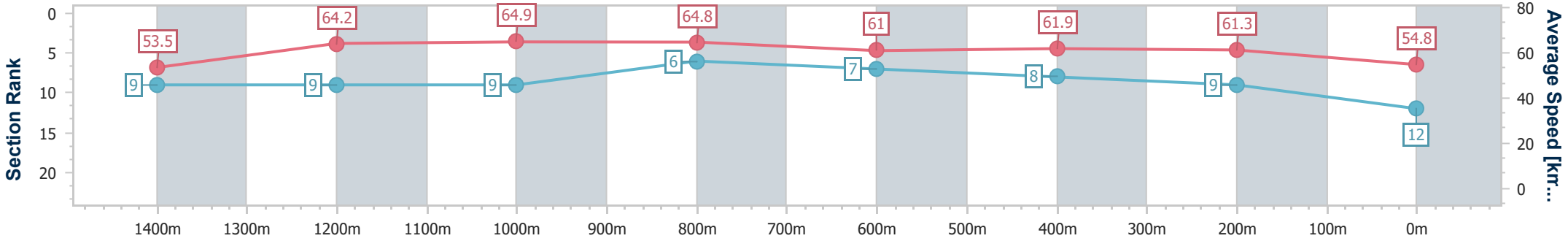

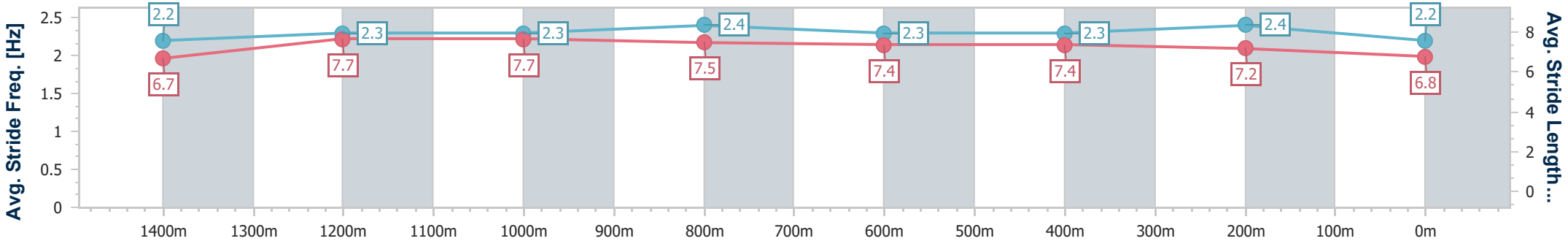

[ ]	Ranking at each section and finish
-:--.--	No data available at this section
NA	No data available

data processed by TRIPLESDATA

Horse/Jockey Name	Calico Jack
Final Rank	13
Fastest Section Time (Section)	0:10.78 (1400m)
Top Speed [km/h] (Section)	67.9 (1400m)
Race State	Finished

TAB

Eagle Farm QLD Professional

Race 7: XXXX BENCHMARK 80 Handicap - 1600m

19 April 2025 - 14:35

Track Rating: Good 4, Weather: Fine, Rail Position: +3m Entire

BRISBANE RACING CLUB

Section	Overall	1400m	1200m	1000m	800m	600m	400m	200m
Section Times	1:36.61 [13] (0:13.12)	1:23.49 [4] (0:10.78)	1:12.71 [2] (0:10.82)	1:01.89 [1] (0:11.95)	0:49.94 [1] (0:12.26)	0:37.68 [1] (0:12.16)	0:25.52 [4] (0:12.11)	0:13.41 [11] (0:13.41)
Average Speed [km/h]	55.3	67.4	66.6	62.3	60.6	60.9	59.4	53.7
Top Speed [km/h]	67.3	67.9	67.5	64.8	62.0	62.1	61.3	57.2
Avg. Dist. to Rail [m]	17.1	7.6	8.2	6.2	7.0	5.2	7.5	7.3
Avg. Stride Freq. [Hz]	2.3	2.4	2.4	2.3	2.3	2.4	2.3	2.2
Avg. Stride Length [m]	6.9	7.8	7.7	7.6	7.4	7.2	7.1	6.7

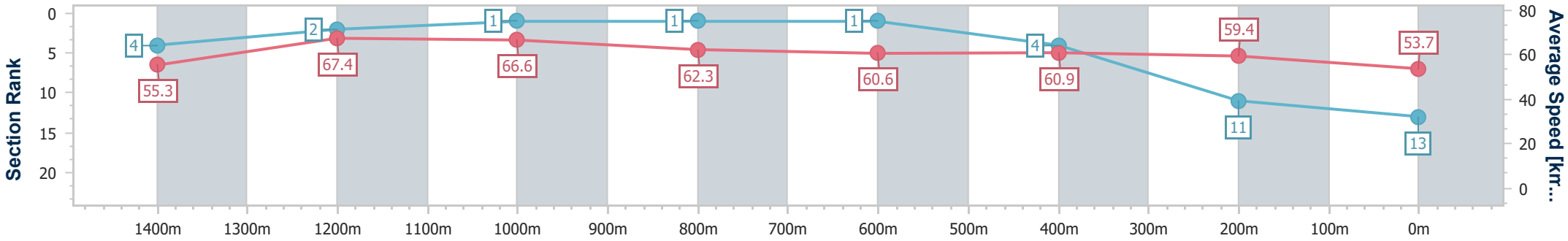

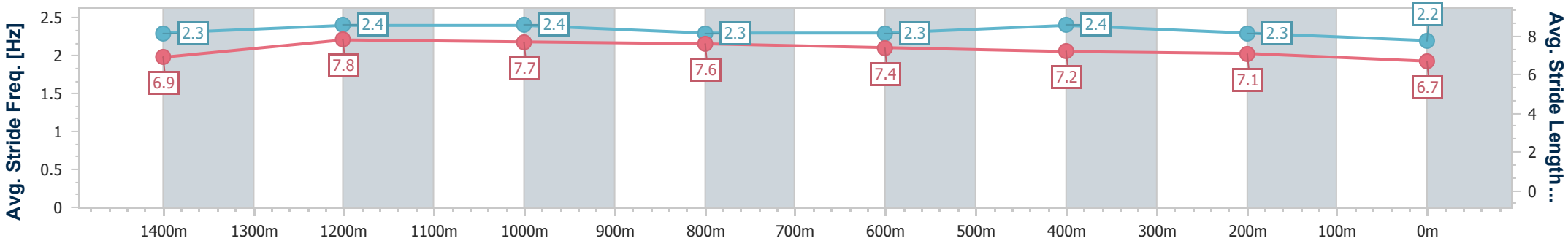

[ ]	Ranking at each section and finish
-:--.--	No data available at this section
NA	No data available

data processed by TRIPLESDATA

Horse/Jockey Name	Holstein
Final Rank	14
Fastest Section Time (Section)	0:11.01 (1400m)
Top Speed [km/h] (Section)	66.6 (1400m)
Race State	Finished

TAB

Eagle Farm QLD Professional

Race 7: XXXX BENCHMARK 80 Handicap - 1600m

19 April 2025 - 14:35

Track Rating: Good 4, Weather: Fine, Rail Position: +3m Entire

BRISBANE RACING CLUB

Section	Overall	1400m	1200m	1000m	800m	600m	400m	200m
Section Times	1:36.65 [14] (0:12.90)	1:23.75 [2] (0:11.01)	1:12.74 [3] (0:11.02)	1:01.72 [2] (0:11.93)	0:49.79 [2] (0:12.18)	0:37.61 [2] (0:11.99)	0:25.62 [1] (0:12.22)	0:13.40 [13] (0:13.40)
Average Speed [km/h]	56.3	65.7	65.6	61.9	60.4	61.6	58.9	53.8
Top Speed [km/h]	66.3	66.6	66.2	65.0	61.6	62.4	61.2	56.6
Avg. Dist. to Rail [m]	12.0	6.1	5.9	5.5	4.6	5.5	9.5	10.7
Avg. Stride Freq. [Hz]	2.4	2.5	2.5	2.4	2.4	2.5	2.4	2.3
Avg. Stride Length [m]	6.6	7.2	7.2	7.0	7.0	6.9	6.6	6.4

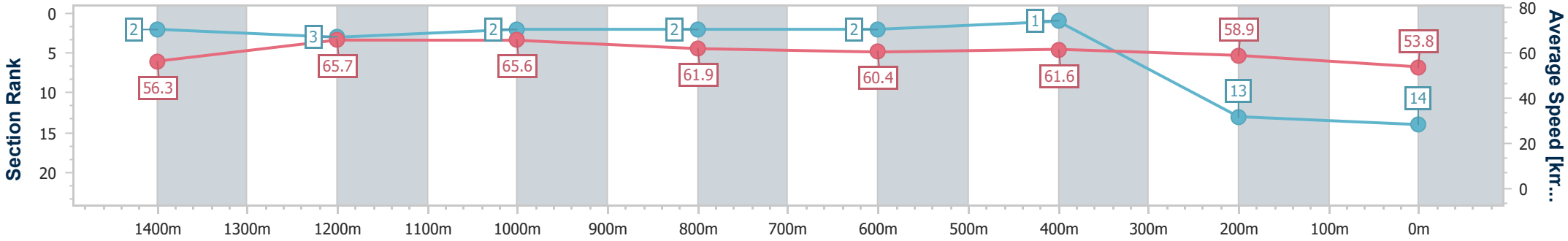

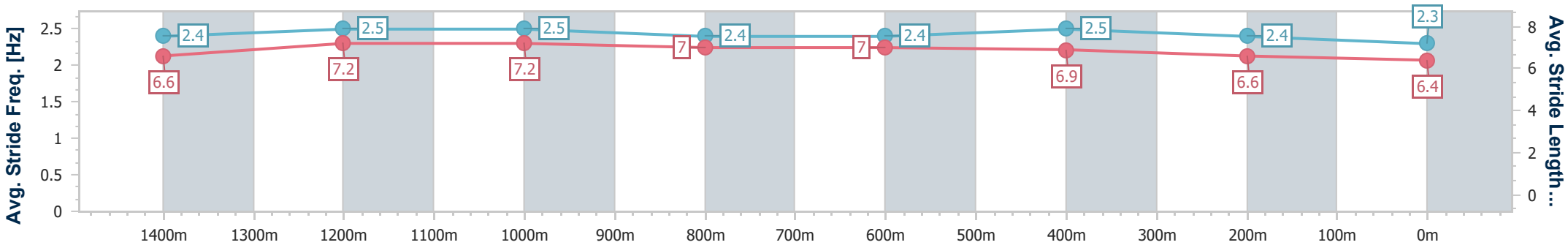

[ ]	Ranking at each section and finish
-:--.--	No data available at this section
NA	No data available

data processed by TRIPLESDATA

Eagle Farm QLD Professional

Race 8: LADBROKES ASCOT HANDICAP - 1000m

19 April 2025 - 15:14

BRISBANE RACING CLUB

Track Rating: Good 4, Weather: Fine, Rail Position: +3m Entire

Section	Overall	800m	600m	400m	200m	Last 600m
Field Times	0:56.99 (0:12.58)	0:44.41 (0:10.79)	0:33.62 (0:11.16)	0:22.46 (0:10.77)	0:11.69 (0:11.69)	0:33.62

Rank	TAB	Horse/Jockey	Barrier	Top Speed [km/h]	Fastest Section	Overall	800m	600m	400m	200m	Margin	Last 600m	Distance Travelled [m]
1	4	KING KAPA	10	70.4	0:10.65	0:56.99 [1]	0:44.03 [5]	0:33.30 [5]	0:22.33 [4]	0:11.68 [2]	0:56.99	0:33.30	
		Cejay Graham		800m	400m	(0:12.96)	(0:10.73)	(0:10.97)	(0:10.65)	(0:11.68)			
2	9	WANDA ROX	2	68.6	0:10.77	0:57.04 [2]	0:44.25 [4]	0:33.48 [4]	0:22.51 [1]	0:11.70 [3]	0.28L	0:33.48	-10
		Mark Du Plessis		800m	800m	(0:12.79)	(0:10.77)	(0:10.97)	(0:10.81)	(0:11.70)			
3	3	SPACEWALK	12	70.7	0:10.46	0:57.08 [3]	0:43.93 [7]	0:33.25 [7]	0:22.14 [8]	0:11.68 [4]	0.49L	0:33.25	-1
		Ryan Maloney		800m	400m	(0:13.15)	(0:10.68)	(0:11.11)	(0:10.46)	(0:11.68)			
4	10	LIQUOR	11	69.2	0:10.72	0:57.29 [4]	0:44.71 [1]	0:33.92 [1]	0:22.71 [3]	0:11.99 [1]	1.74L	0:33.92	-8
		Emily Lang		800m	400m	(0:12.58)	(0:10.79)	(0:11.21)	(0:10.72)	(0:11.99)			
5	1	ZARASTRO	5	70.4	0:10.76	0:57.34 [5]	0:44.61 [3]	0:33.85 [2]	0:22.64 [5]	0:11.88 [5]	2.06L	0:33.85	+2
		Angela Jones		800m	800m	(0:12.73)	(0:10.76)	(0:11.21)	(0:10.76)	(0:11.88)			
6	6	PAYLINE	4	69.5	0:10.73	0:57.41 [6]	0:43.96 [10]	0:33.23 [10]	0:22.33 [9]	0:11.59 [9]	2.43L	0:33.23	-10
		Kyle Wilson-Taylor		800m	800m	(0:13.45)	(0:10.73)	(0:10.90)	(0:10.74)	(0:11.59)			
7	5	NETTUNO	6	69.3	0:10.61	0:57.42 [7]	0:43.89 [11]	0:33.15 [11]	0:22.21 [11]	0:11.60 [10]	2.51L	0:33.15	-10
		Damien Thornton		400m	400m	(0:13.53)	(0:10.74)	(0:10.94)	(0:10.61)	(0:11.60)			
8	2	CANNONBALL	3	69.2	0:10.68	0:57.43 [8]	0:44.34 [6]	0:33.66 [6]	0:22.64 [6]	0:11.85 [7]	2.56L	0:33.66	-6
		Martin Harley		800m	800m	(0:13.09)	(0:10.68)	(0:11.02)	(0:10.79)	(0:11.85)			
9	7	LIBERTAD	1	69.0	0:10.86	0:57.71 [9]	0:44.52 [8]	0:33.65 [8]	0:22.79 [7]	0:11.90 [8]	4.2L	0:33.65	-10
		Bailey Wheeler		600m	600m	(0:13.19)	(0:10.87)	(0:10.86)	(0:10.89)	(0:11.90)			
10	12	SUPER DAISY	9	71.3	0:10.80	0:57.77 [10]	0:45.06 [2]	0:34.26 [3]	0:23.22 [2]	0:12.27 [6]	4.55L	0:34.26	-8
		Tiffani Brooker		Overall	800m	(0:12.71)	(0:10.80)	(0:11.04)	(0:10.95)	(0:12.27)			

Scratched: Flag Hall (#11)

[ ]	Ranking at each section and finish	SCN	Saddle cloth number
-:--.--	No data available at this section	DNF	Did not finish
NA	No data available	DNT	Did not track

data processed by TRIPLESDATA

Eagle Farm QLD Professional

Race 8: LADBROKES ASCOT HANDICAP - 1000m

19 April 2025 - 15:14

BRISBANE RACING CLUB

Track Rating: Good 4, Weather: Fine, Rail Position: +3m Entire

Section	Overall	800m	600m	400m	200m	Last 600m
Field Times	0:56.99 (0:12.58)	0:44.41 (0:10.79)	0:33.62 (0:11.16)	0:22.46 (0:10.77)	0:11.69 (0:11.69)	0:33.62

Rank	TAB	Horse/Jockey	Barrier	Top Speed [km/h]	Fastest Section						Margin		Distance Travelled [m]
11	8	BRING ME KASH	8	69.5	0:10.70	0:58.08 [11]	0:44.69 [9]	0:33.93 [9]	0:22.96 [10]	0:12.26 [11]	6.4L	0:33.93	-8
		Jake Bayliss		800m	400m	(0:13.39)	(0:10.76)	(0:10.97)	(0:10.70)	(0:12.26)			

Scratched: Flag Hall (#11)

[ ]	Ranking at each section and finish	**SCN**	Saddle cloth number
-:--.--	No data available at this section	**DNF**	Did not finish
NA	No data available	**DNT**	Did not track

data processed by TRIPLESDATA

Horse/Jockey Name	King Kapa
Final Rank	1
Fastest Section Time (Section)	0:10.65 (400m)
Top Speed [km/h] (Section)	70.4 (800m)
Race State	Finished

TAB

Eagle Farm QLD Professional

Race 8: LADBROKES ASCOT HANDICAP - 1000m

19 April 2025 - 15:14

Track Rating: Good 4, Weather: Fine, Rail Position: +3m Entire

BRISBANE RACING CLUB

Section	Overall	800m	600m	400m	200m
Section Times	0:56.99 [1] (0:12.96)	0:44.03 [5] (0:10.73)	0:33.30 [5] (0:10.97)	0:22.33 [4] (0:10.65)	0:11.68 [2] (0:11.68)
Average Speed [km/h]	56.3	69.6	68.6	67.4	61.8
Top Speed [km/h]	68.9	70.4	68.9	68.6	65.3
Avg. Dist. to Rail [m]	9.2	7.5	8.6	11.8	11.3
Avg. Stride Freq. [Hz]	2.4	2.5	2.5	2.5	2.4
Avg. Stride Length [m]	6.2	7.1	7.0	7.5	7.2

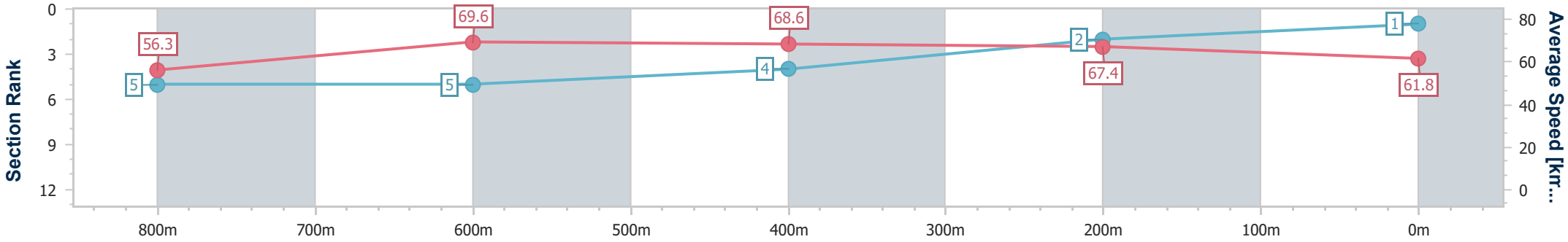

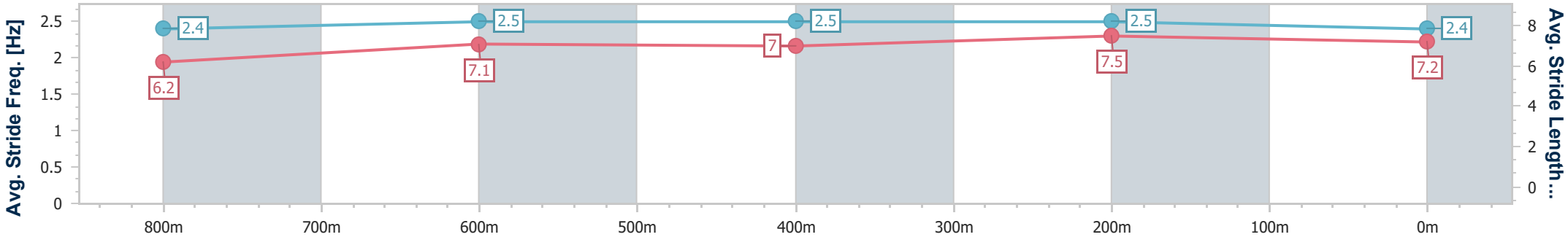

[ ]	Ranking at each section and finish
-:--.--	No data available at this section
NA	No data available

data processed by TRIPLESDATA

Horse/Jockey Name	Wanda Rox
Final Rank	2
Fastest Section Time (Section)	0:10.77 (800m)
Top Speed [km/h] (Section)	68.6 (800m)
Race State	Finished

TAB

Eagle Farm QLD Professional

Race 8: LADBROKES ASCOT HANDICAP - 1000m

19 April 2025 - 15:14

Track Rating: Good 4, Weather: Fine, Rail Position: +3m Entire

BRISBANE RACING CLUB

Section	Overall	800m	600m	400m	200m
Section Times	0:57.04 [2] (0:12.79)	0:44.25 [4] (0:10.77)	0:33.48 [4] (0:10.97)	0:22.51 [1] (0:10.81)	0:11.70 [3] (0:11.70)
Average Speed [km/h]	56.7	67.6	67.3	66.5	61.6
Top Speed [km/h]	68.1	68.6	68.0	67.7	65.5
Avg. Dist. to Rail [m]	3.2	2.5	4.4	8.3	8.7
Avg. Stride Freq. [Hz]	2.5	2.5	2.5	2.6	2.5
Avg. Stride Length [m]	6.4	7.3	7.4	7.2	6.9

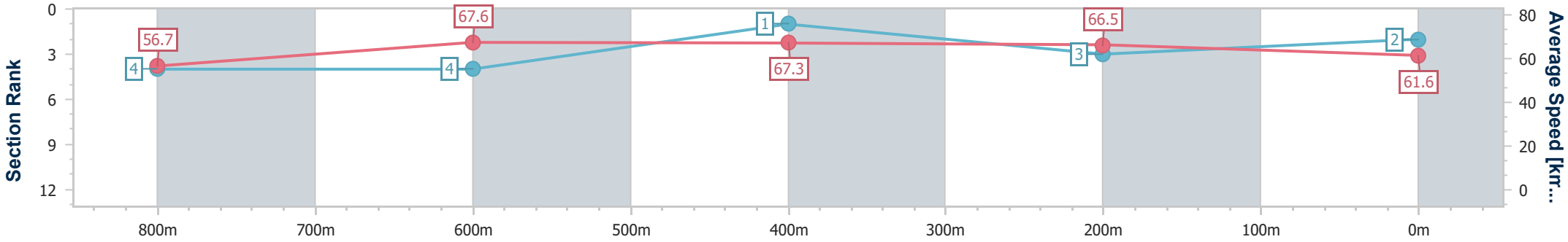

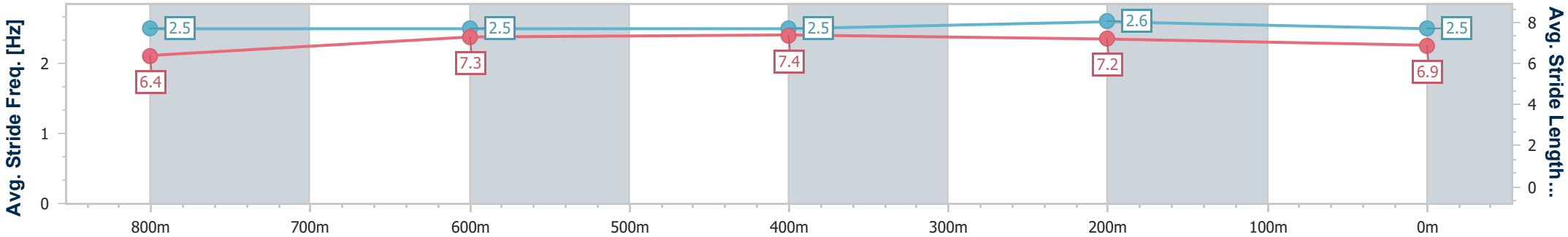

[ ]	Ranking at each section and finish
-:--.--	No data available at this section
NA	No data available

data processed by TRIPLESDATA

Horse/Jockey Name	Spacewalk
Final Rank	3
Fastest Section Time (Section)	0:10.46 (400m)
Top Speed [km/h] (Section)	70.7 (800m)
Race State	Finished

TAB

Eagle Farm QLD Professional

Race 8: LADBROKES ASCOT HANDICAP - 1000m

19 April 2025 - 15:14

Track Rating: Good 4, Weather: Fine, Rail Position: +3m Entire

BRISBANE RACING CLUB

Section	Overall	800m	600m	400m	200m
Section Times	0:57.08 [3] (0:13.15)	0:43.93 [7] (0:10.68)	0:33.25 [7] (0:11.11)	0:22.14 [8] (0:10.46)	0:11.68 [4] (0:11.68)
Average Speed [km/h]	55.5	69.6	68.0	68.7	61.5
Top Speed [km/h]	68.4	70.7	68.9	70.4	65.7
Avg. Dist. to Rail [m]	10.6	6.3	9.7	14.3	13.4
Avg. Stride Freq. [Hz]	2.4	2.5	2.5	2.6	2.5
Avg. Stride Length [m]	6.5	7.6	7.6	7.2	6.9

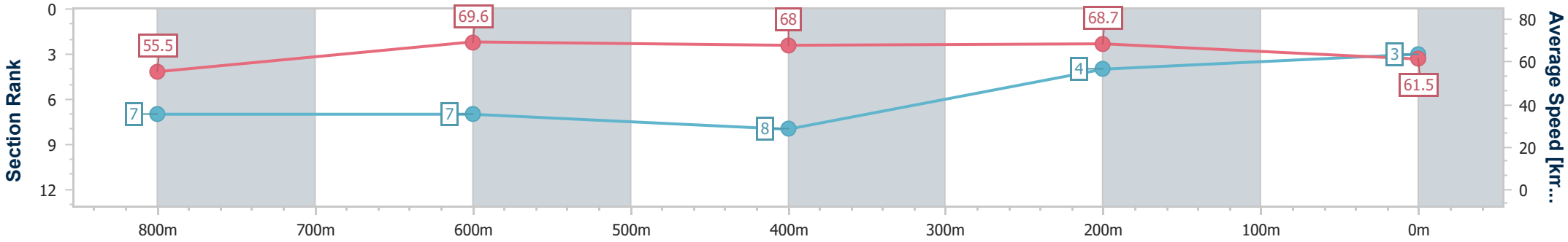

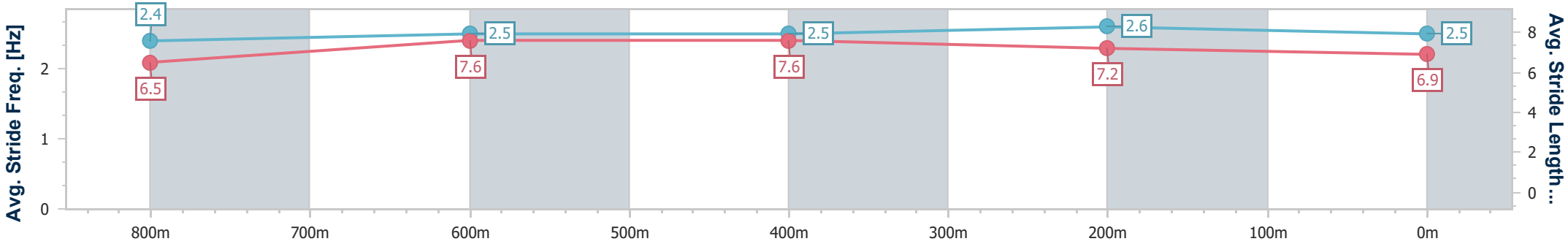

[ ]	Ranking at each section and finish
-:--.--	No data available at this section
NA	No data available

data processed by TRIPLESDATA

Horse/Jockey Name	Liquor
Final Rank	4
Fastest Section Time (Section)	0:10.72 (400m)
Top Speed [km/h] (Section)	69.2 (800m)
Race State	Finished

TAB

Eagle Farm QLD Professional

Race 8: LADBROKES ASCOT HANDICAP - 1000m

19 April 2025 - 15:14

Track Rating: Good 4, Weather: Fine, Rail Position: +3m Entire

BRISBANE RACING CLUB

Section	Overall	800m	600m	400m	200m
Section Times	0:57.29 [4] (0:12.58)	0:44.71 [1] (0:10.79)	0:33.92 [1] (0:11.21)	0:22.71 [3] (0:10.72)	0:11.99 [1] (0:11.99)
Average Speed [km/h]	57.8	67.8	66.2	67.0	60.2
Top Speed [km/h]	68.8	69.2	68.0	68.2	65.4
Avg. Dist. to Rail [m]	8.1	3.8	6.0	9.0	9.9
Avg. Stride Freq. [Hz]	2.5	2.5	2.5	2.6	2.4
Avg. Stride Length [m]	6.4	7.5	7.3	7.3	6.9

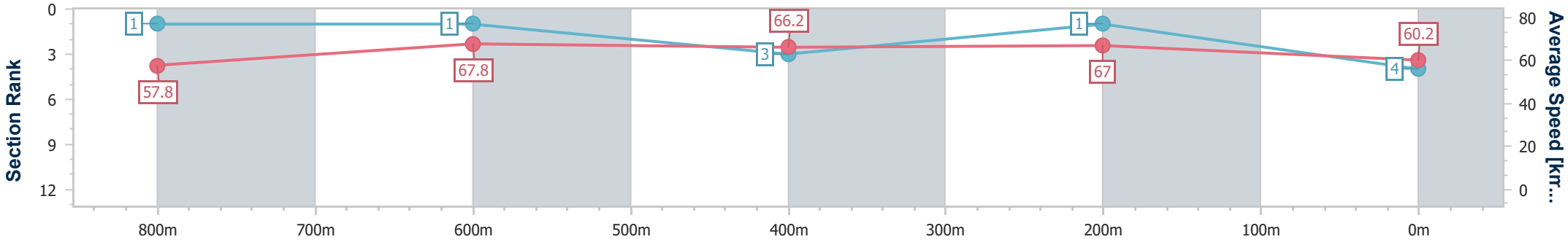

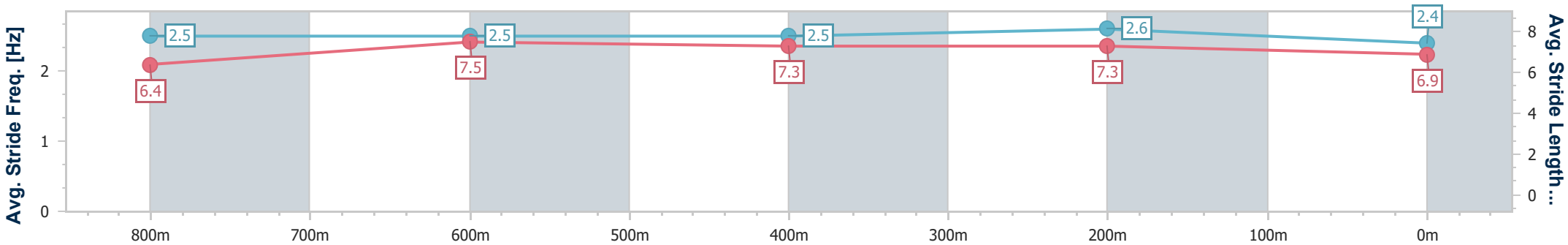

[ ]	Ranking at each section and finish
-:--.--	No data available at this section
NA	No data available

data processed by TRIPLESDATA

Horse/Jockey Name	Zarastro
Final Rank	5
Fastest Section Time (Section)	0:10.76 (800m)
Top Speed [km/h] (Section)	70.4 (800m)
Race State	Finished

TAB

Eagle Farm QLD Professional

Race 8: LADBROKES ASCOT HANDICAP - 1000m

19 April 2025 - 15:14

Track Rating: Good 4, Weather: Fine, Rail Position: +3m Entire

BRISBANE RACING CLUB

Section	Overall	800m	600m	400m	200m
Section Times	0:57.34 [5] (0:12.73)	0:44.61 [3] (0:10.76)	0:33.85 [2] (0:11.21)	0:22.64 [5] (0:10.76)	0:11.88 [5] (0:11.88)
Average Speed [km/h]	57.2	69.5	67.6	66.9	60.7
Top Speed [km/h]	69.9	70.4	68.8	67.7	65.0
Avg. Dist. to Rail [m]	6.9	8.0	10.6	13.4	13.8
Avg. Stride Freq. [Hz]	2.4	2.4	2.4	2.5	2.3
Avg. Stride Length [m]	6.6	7.2	7.5	7.4	7.1

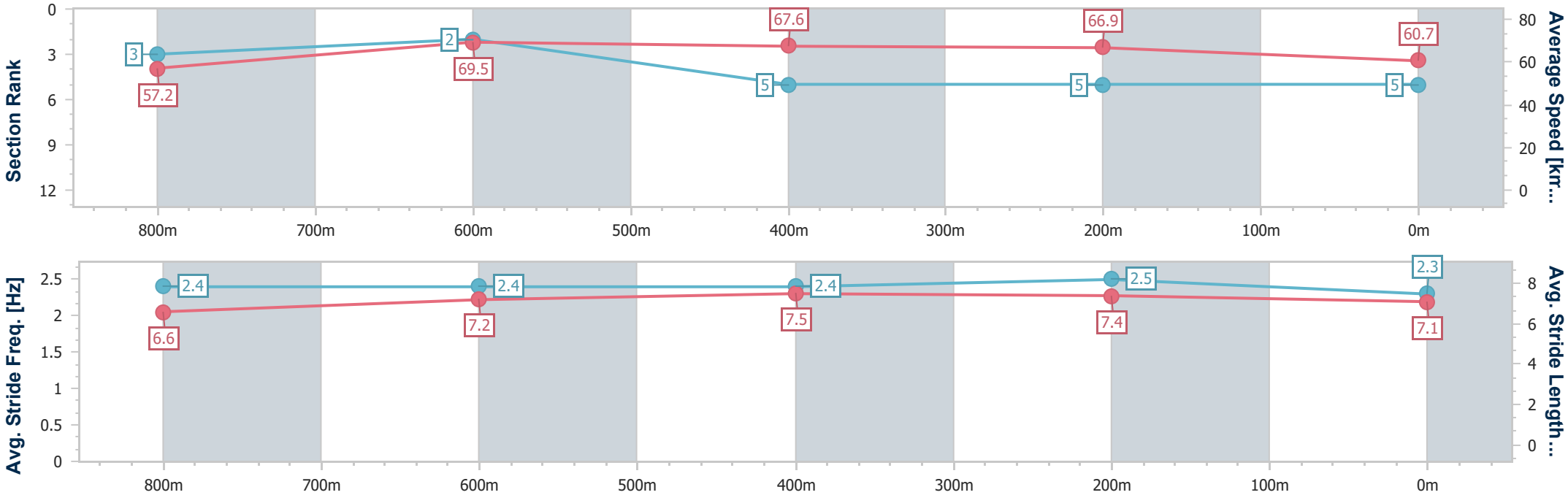

[ ]	Ranking at each section and finish
-:--.--	No data available at this section
NA	No data available

data processed by TRIPLESDATA

Horse/Jockey Name	Payline
Final Rank	6
Fastest Section Time (Section)	0:10.73 (800m)
Top Speed [km/h] (Section)	69.5 (800m)
Race State	Finished

TAB

Eagle Farm QLD Professional

Race 8: LADBROKES ASCOT HANDICAP - 1000m

19 April 2025 - 15:14

Track Rating: Good 4, Weather: Fine, Rail Position: +3m Entire

BRISBANE RACING CLUB

Section	Overall	800m	600m	400m	200m
Section Times	0:57.41 [6] (0:13.45)	0:43.96 [10] (0:10.73)	0:33.23 [10] (0:10.90)	0:22.33 [9] (0:10.74)	0:11.59 [9] (0:11.59)
Average Speed [km/h]	54.0	68.0	67.5	67.2	62.2
Top Speed [km/h]	68.8	69.5	68.6	68.0	66.1
Avg. Dist. to Rail [m]	6.0	3.1	4.4	10.7	12.3
Avg. Stride Freq. [Hz]	2.4	2.5	2.5	2.5	2.4
Avg. Stride Length [m]	6.2	7.5	7.6	7.3	7.1

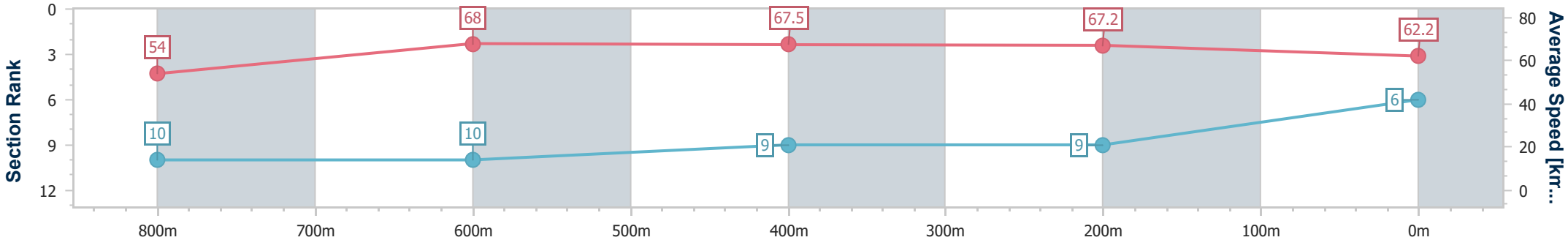

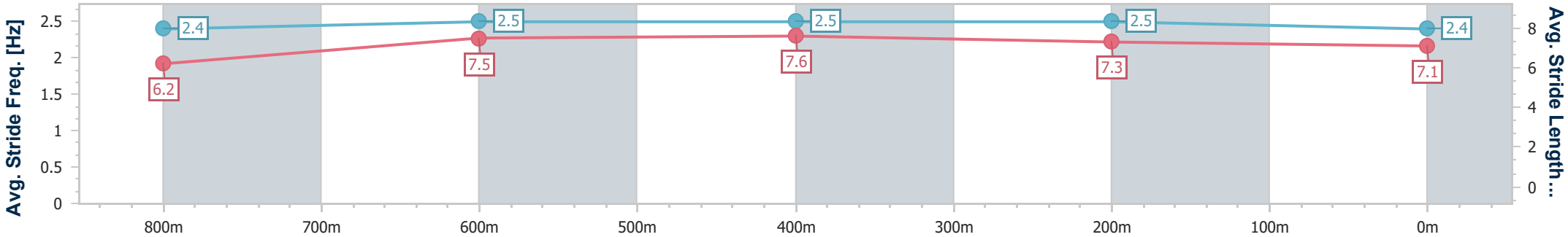

[ ]	Ranking at each section and finish
-:--.--	No data available at this section
NA	No data available

data processed by TRIPLESDATA

Horse/Jockey Name	Nettuno
Final Rank	7
Fastest Section Time (Section)	0:10.61 (400m)
Top Speed [km/h] (Section)	69.3 (400m)
Race State	Finished

TAB

Eagle Farm QLD Professional

Race 8: LADBROKES ASCOT HANDICAP - 1000m

19 April 2025 - 15:14

Track Rating: Good 4, Weather: Fine, Rail Position: +3m Entire

BRISBANE RACING CLUB

Section	Overall	800m	600m	400m	200m
Section Times	0:57.42 [7] (0:13.53)	0:43.89 [11] (0:10.74)	0:33.15 [11] (0:10.94)	0:22.21 [11] (0:10.61)	0:11.60 [10] (0:11.60)
Average Speed [km/h]	53.8	67.5	67.7	67.8	62.1
Top Speed [km/h]	68.1	68.3	69.2	69.3	66.2
Avg. Dist. to Rail [m]	6.3	2.1	5.6	9.1	7.7
Avg. Stride Freq. [Hz]	2.3	2.5	2.5	2.5	2.4
Avg. Stride Length [m]	6.4	7.5	7.6	7.6	7.3

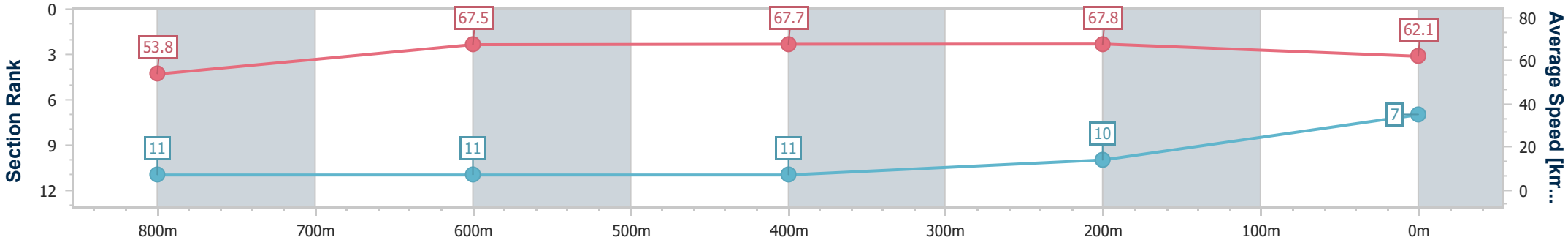

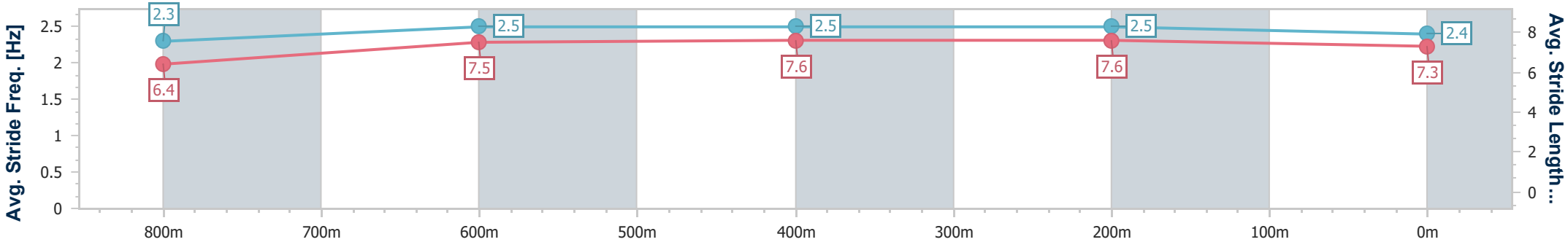

[ ]	Ranking at each section and finish
-:--.--	No data available at this section
NA	No data available

data processed by TRIPLESDATA

Horse/Jockey Name	Cannonball
Final Rank	8
Fastest Section Time (Section)	0:10.68 (800m)
Top Speed [km/h] (Section)	69.2 (800m)
Race State	Finished

TAB

Eagle Farm QLD Professional

Race 8: LADBROKES ASCOT HANDICAP - 1000m

19 April 2025 - 15:14

Track Rating: Good 4, Weather: Fine, Rail Position: +3m Entire

BRISBANE RACING CLUB

Section	Overall	800m	600m	400m	200m
Section Times	0:57.43 [8] (0:13.09)	0:44.34 [6] (0:10.68)	0:33.66 [6] (0:11.02)	0:22.64 [6] (0:10.79)	0:11.85 [7] (0:11.85)
Average Speed [km/h]	55.6	69.1	67.6	66.7	60.6
Top Speed [km/h]	68.7	69.2	67.4	68.0	64.5
Avg. Dist. to Rail [m]	6.2	5.3	6.4	10.9	10.2
Avg. Stride Freq. [Hz]	2.4	2.5	2.4	2.5	2.3
Avg. Stride Length [m]	6.4	7.2	7.5	7.2	7.2

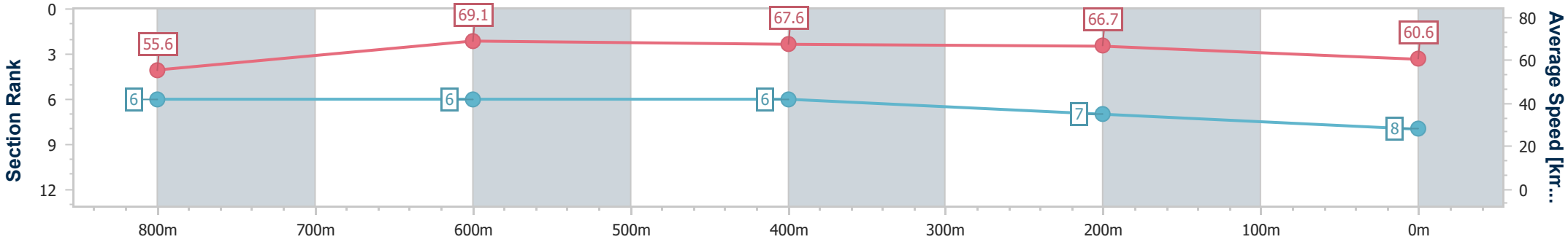

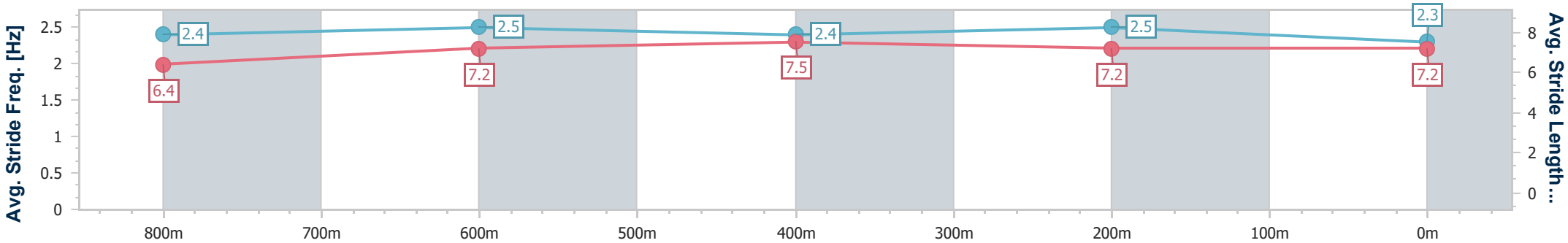

[ ]	Ranking at each section and finish
-:--.--	No data available at this section
NA	No data available

data processed by TRIPLESDATA

Horse/Jockey Name	Libertad
Final Rank	9
Fastest Section Time (Section)	0:10.86 (600m)
Top Speed [km/h] (Section)	69.0 (600m)
Race State	Finished

TAB

Eagle Farm QLD Professional

Race 8: LADBROKES ASCOT HANDICAP - 1000m

19 April 2025 - 15:14

Track Rating: Good 4, Weather: Fine, Rail Position: +3m Entire

BRISBANE RACING CLUB

Section	Overall	800m	600m	400m	200m
Section Times	0:57.71 [9] (0:13.19)	0:44.52 [8] (0:10.87)	0:33.65 [8] (0:10.86)	0:22.79 [7] (0:10.89)	0:11.90 [8] (0:11.90)
Average Speed [km/h]	55.0	67.5	67.9	66.0	60.5
Top Speed [km/h]	68.3	68.2	69.0	68.5	63.6
Avg. Dist. to Rail [m]	4.5	3.1	5.4	10.9	11.9
Avg. Stride Freq. [Hz]	2.2	2.3	2.4	2.4	2.3
Avg. Stride Length [m]	7.0	8.0	7.8	7.7	7.3

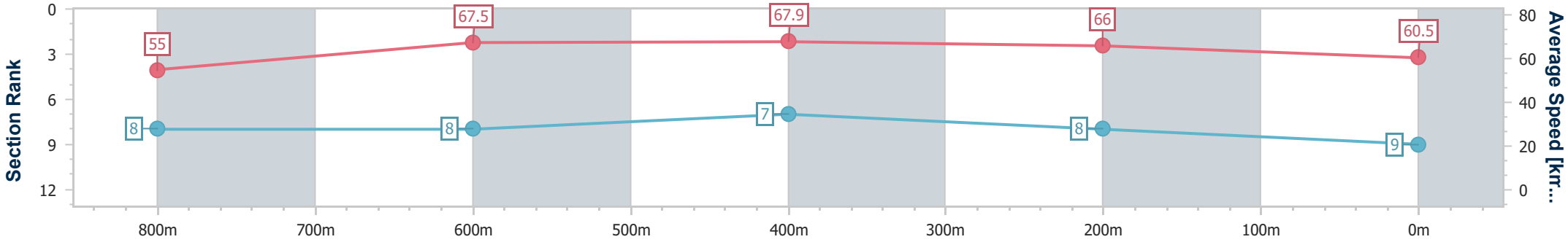

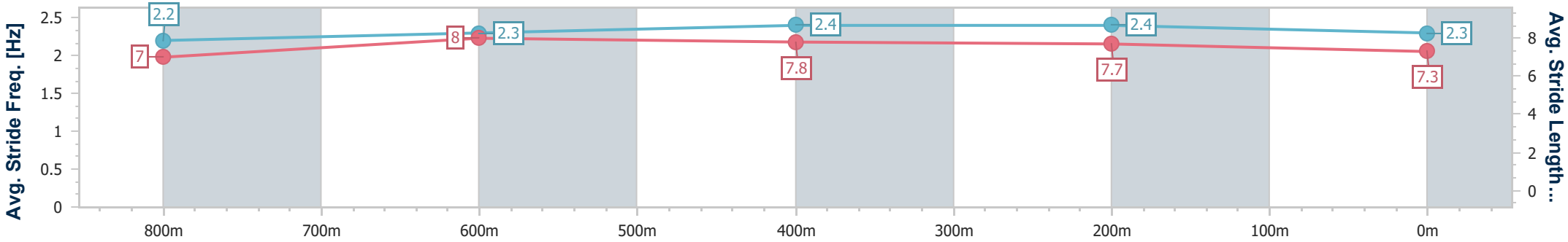

[ ]	Ranking at each section and finish
-:--.--	No data available at this section
NA	No data available

data processed by TRIPLESDATA

Horse/Jockey Name	Super Daisy
Final Rank	10
Fastest Section Time (Section)	0:10.80 (800m)
Top Speed [km/h] (Section)	71.3 (Overall)
Race State	Finished

Eagle Farm QLD Professional

Race 8: LADBROKES ASCOT HANDICAP - 1000m

19 April 2025 - 15:14

Track Rating: Good 4, Weather: Fine, Rail Position: +3m Entire

BRISBANE RACING CLUB

Section	Overall	800m	600m	400m	200m
Section Times	0:57.77 [10] (0:12.71)	0:45.06 [2] (0:10.80)	0:34.26 [3] (0:11.04)	0:23.22 [2] (0:10.95)	0:12.27 [6] (0:12.27)
Average Speed [km/h]	57.5	68.2	66.4	65.8	58.6
Top Speed [km/h]	71.3	70.5	67.0	68.3	62.6
Avg. Dist. to Rail [m]	8.4	4.9	3.9	8.2	8.3
Avg. Stride Freq. [Hz]	2.5	2.6	2.6	2.6	2.5
Avg. Stride Length [m]	6.3	7.2	7.2	6.9	6.6

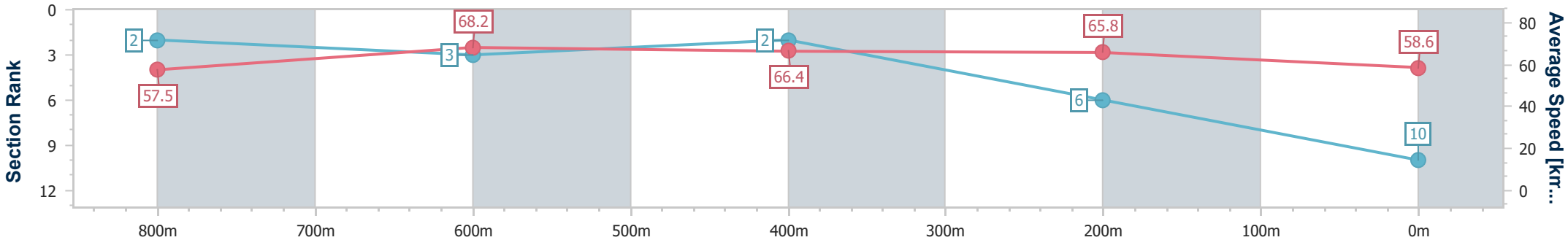

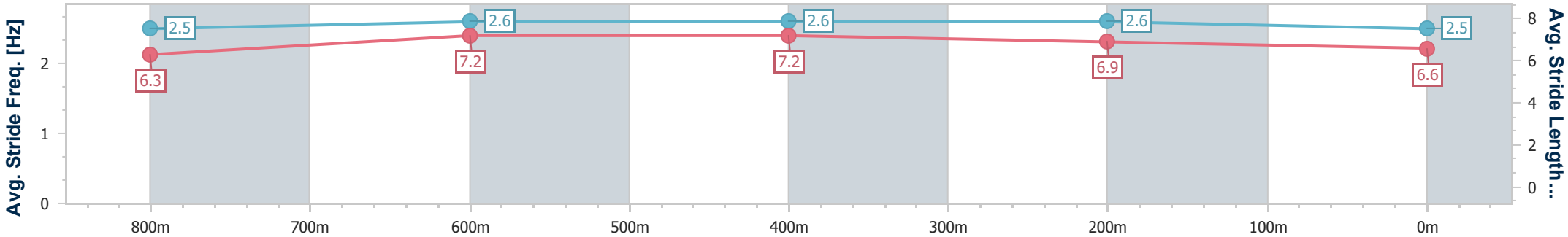

[ ]	Ranking at each section and finish
-:--.--	No data available at this section
NA	No data available

data processed by TRIPLESDATA

Horse/Jockey Name	Bring Me Kash
Final Rank	11
Fastest Section Time (Section)	0:10.70 (400m)
Top Speed [km/h] (Section)	69.5 (800m)
Race State	Finished

TAB

Eagle Farm QLD Professional

Race 8: LADBROKES ASCOT HANDICAP - 1000m

19 April 2025 - 15:14

Track Rating: Good 4, Weather: Fine, Rail Position: +3m Entire

BRISBANE RACING CLUB

Section	Overall	800m	600m	400m	200m
Section Times	0:58.08 [11] (0:13.39)	0:44.69 [9] (0:10.76)	0:33.93 [9] (0:10.97)	0:22.96 [10] (0:10.70)	0:12.26 [11] (0:12.26)
Average Speed [km/h]	54.5	68.1	67.2	67.3	58.7
Top Speed [km/h]	69.2	69.5	69.0	69.1	64.0
Avg. Dist. to Rail [m]	7.2	3.2	5.2	11.9	12.6
Avg. Stride Freq. [Hz]	2.4	2.5	2.4	2.5	2.3
Avg. Stride Length [m]	6.4	7.7	7.6	7.5	7.1

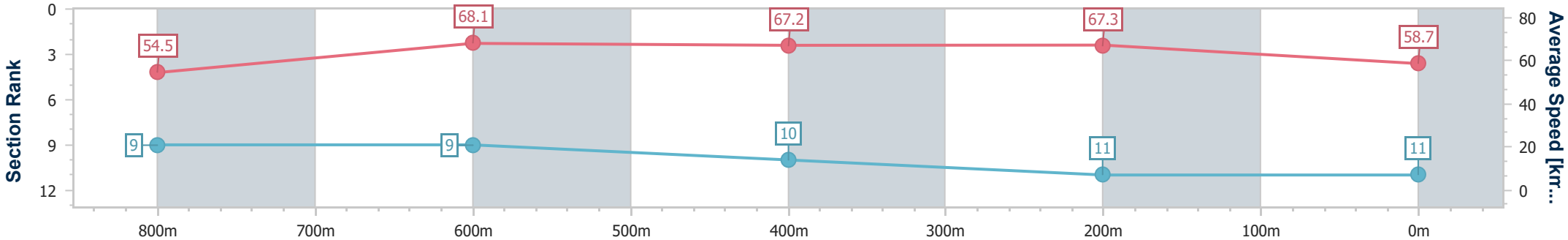

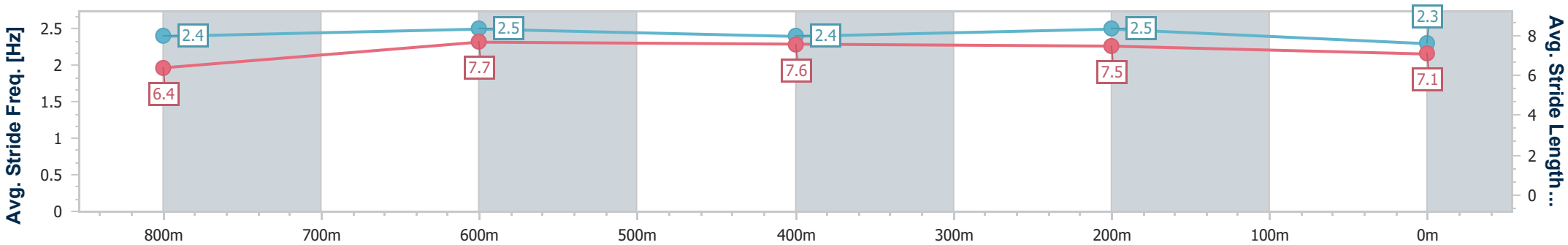

[ ]	Ranking at each section and finish
-:--.--	No data available at this section
NA	No data available

data processed by TRIPLESDATA

Eagle Farm QLD Professional

Race 9: MORETON HIRE DAYBREAK LOVER - 1400m

19 April 2025 - 15:53

BRISBANE RACING CLUB

Track Rating: Good 4, Weather: Fine, Rail Position: +3m Entire

Section	Overall	1200m	1000m	800m	600m	400m	Last 600m
Field Times	1:23.29 (0:13.24)	1:10.05 (0:10.99)	0:59.06 (0:11.86)	0:47.20 (0:12.17)	0:35.03 (0:11.91)	0:23.12 (0:11.23)	0:35.03

Rank	TAB	Horse/Jockey	Barrier	Top Speed [km/h]	Fastest Section	Overall	1200m	1000m	800m	600m	400m	Last 600m	Distance Travelled [m]
1	5	**BOOMTOWN BOSS**	5	65.9	0:11.08	1:23.29 [1]	1:09.47 [7]	0:58.18 [7]	0:46.32 [6]	0:34.40 [6]	0:22.77 [6]	0:34.40	
		Emily Lang		400m	400m	(0:13.82)	(0:11.29)	(0:11.86)	(0:11.92)	(0:11.63)	(0:11.08)		
2	3	**GOODLUCKTOME**	3	66.5	0:10.95	1:23.40 [2]	1:09.81 [5]	0:58.48 [5]	0:46.56 [5]	0:34.58 [5]	0:22.89 [5]	0:34.58	+3
		Ryan Maloney		400m	400m	(0:13.59)	(0:11.33)	(0:11.92)	(0:11.98)	(0:11.69)	(0:10.95)		
3	11	**MISS BUSSLINGER**	4	66.2	0:11.02	1:23.46 [3]	1:10.17 [3]	0:58.94 [3]	0:46.95 [4]	0:34.89 [3]	0:23.08 [3]	0:34.89	+2
		Andrew Mallyon		400m	400m	(0:13.29)	(0:11.23)	(0:11.99)	(0:12.06)	(0:11.81)	(0:11.02)		
4	9	**COSMO CENTAURUS**	8	66.7	0:11.02	1:23.67 [4]	1:10.42 [2]	0:59.40 [2]	0:47.39 [2]	0:35.30 [2]	0:23.42 [2]	0:35.30	+7
		Noel Callow		1200m	1200m	(0:13.25)	(0:11.02)	(0:12.01)	(0:12.09)	(0:11.88)	(0:11.28)		
5	2	**PISCES**	11	67.4	0:10.91	1:23.69 [5]	1:09.40 [10]	0:58.06 [10]	0:46.09 [10]	0:34.38 [10]	0:22.69 [11]	0:34.38	+10
		Angela Jones		600m	400m	(0:14.29)	(0:11.34)	(0:11.97)	(0:11.71)	(0:11.69)	(0:10.91)		
6	12	**LUTETIA**	1	66.7	0:10.99	1:23.71 [6]	1:10.47 [1]	0:59.48 [1]	0:47.62 [1]	0:35.45 [1]	0:23.54 [1]	0:35.45	-2
		Damien Thornton		1200m	1200m	(0:13.24)	(0:10.99)	(0:11.86)	(0:12.17)	(0:11.91)	(0:11.34)		
7	1	**GIVE ME SPACE**	9	66.4	0:11.03	1:23.74 [7]	1:09.64 [9]	0:58.31 [9]	0:46.27 [9]	0:34.47 [9]	0:23.02 [7]	0:34.47	-4
		Luke Dempsey		400m	400m	(0:14.10)	(0:11.33)	(0:12.04)	(0:11.80)	(0:11.45)	(0:11.03)		
7	4	**SUPERALLOY**	14	66.0	0:11.07	1:23.74 [7]	1:10.01 [6]	0:58.65 [6]	0:46.62 [7]	0:34.70 [7]	0:22.93 [9]	0:34.70	+7
		Bailey Wheeler		400m	400m	(0:13.73)	(0:11.36)	(0:12.03)	(0:11.92)	(0:11.77)	(0:11.07)		
9	14	**PIERATA'S GEM**	10	67.1	0:11.08	1:24.10 [9]	1:09.70 [11]	0:58.28 [11]	0:46.44 [11]	0:34.75 [11]	0:23.17 [10]	0:34.75	+0
		Cejay Graham		400m	400m	(0:14.40)	(0:11.42)	(0:11.84)	(0:11.69)	(0:11.58)	(0:11.08)		
10	10	**MINGARDOS**	6	64.1	0:11.39	1:24.59 [10]	1:10.56 [8]	0:59.17 [8]	0:47.30 [8]	0:35.54 [8]	0:23.86 [8]	0:35.54	+1
		Tiffani Brooker		1200m	1200m	(0:14.03)	(0:11.39)	(0:11.87)	(0:11.76)	(0:11.68)	(0:11.50)		

Scratched: Tuned (#6), Mayne (#7), Alabama Fox (#13)

[ ]	Ranking at each section and finish	**SCN**	Saddle cloth number
-:--.--	No data available at this section	**DNF**	Did not finish
NA	No data available	**DNT**	Did not track

data processed by TRIPLESDATA

Eagle Farm QLD Professional

Race 9: MORETON HIRE DAYBREAK LOVER - 1400m

19 April 2025 - 15:53

BRISBANE RACING CLUB

Track Rating: Good 4, Weather: Fine, Rail Position: +3m Entire

Section	Overall	1200m	1000m	800m	600m	400m	Last 600m
Field Times	1:23.29 (0:13.24)	1:10.05 (0:10.99)	0:59.06 (0:11.86)	0:47.20 (0:12.17)	0:35.03 (0:11.91)	0:23.12 (0:11.23)	0:35.03

Rank	TAB	Horse/Jockey	Barrier	Top Speed [km/h]	Fastest Section	Overall	1200m	1000m	800m	600m	400m	Last 600m	Distance Travelled [m]
11	8	COLE'S BEST	2	66.1	0:11.12	1:24.89 [11]	1:11.37 [4]	1:00.25 [4]	0:48.43 [3]	0:36.30 [4]	0:24.47 [4]	0:36.30	-3
		Justin Huxtable		Overall	1200m	(0:13.52)	(0:11.12)	(0:11.82)	(0:12.13)	(0:11.83)	(0:11.43)		

Scratched: Tuned (#6), Mayne (#7), Alabama Fox (#13)

[ ]	Ranking at each section and finish	**SCN**	Saddle cloth number
-:--.--	No data available at this section	**DNF**	Did not finish
NA	No data available	**DNT**	Did not track

data processed by TRIPLESDATA

Eagle Farm QLD Professional

Race 9: MORETON HIRE DAYBREAK LOVER - 1400m

19 April 2025 - 15:53

BRISBANE RACING CLUB

Track Rating: Good 4, Weather: Fine, Rail Position: +3m Entire

Section	200m	Last 600m
Field Times	0:11.89 (0:11.89)	0:35.03

Rank	TAB	Horse/Jockey	Barrier	Top Speed [km/h]	Fastest Section		Margin		Distance Travelled [m]
1	5	**BOOMTOWN BOSS**	5	65.9	0:11.08	0:11.69 [5]	1:23.29	0:34.40	
		Emily Lang		400m	400m	(0:11.69)			
2	3	**GOODLUCKTOME**	3	66.5	0:10.95	0:11.94 [2]	0.65L	0:34.58	+3
		Ryan Maloney		400m	400m	(0:11.94)			
3	11	**MISS BUSSLINGER**	4	66.2	0:11.02	0:12.06 [1]	1.02L	0:34.89	+2
		Andrew Mallyon		400m	400m	(0:12.06)			
4	9	**COSMO CENTAURUS**	8	66.7	0:11.02	0:12.14 [4]	2.23L	0:35.30	+7
		Noel Callow		1200m	1200m	(0:12.14)			
5	2	**PISCES**	11	67.4	0:10.91	0:11.78 [9]	2.38L	0:34.38	+10
		Angela Jones		600m	400m	(0:11.78)			
6	12	**LUTETIA**	1	66.7	0:10.99	0:12.20 [3]	2.45L	0:35.45	-2
		Damien Thornton		1200m	1200m	(0:12.20)			
7	1	**GIVE ME SPACE**	9	66.4	0:11.03	0:11.99 [6]	2.66L	0:34.47	-4
		Luke Dempsey		400m	400m	(0:11.99)			
7	4	**SUPERALLOY**	14	66.0	0:11.07	0:11.86 [8]	2.66L	0:34.70	+7
		Bailey Wheeler		400m	400m	(0:11.86)			
9	14	**PIERATA'S GEM**	10	67.1	0:11.08	0:12.09 [10]	4.8L	0:34.75	+0
		Cejay Graham		400m	400m	(0:12.09)			
10	10	**MINGARDOS**	6	64.1	0:11.39	0:12.36 [11]	7.67L	0:35.54	+1
		Tiffani Brooker		1200m	1200m	(0:12.36)			

Scratched: Tuned (#6), Mayne (#7), Alabama Fox (#13)

[ ]	Ranking at each section and finish	**SCN**	Saddle cloth number
-:--.--	No data available at this section	**DNF**	Did not finish
NA	No data available	**DNT**	Did not track

data processed by TRIPLESDATA

Eagle Farm QLD Professional

Race 9: MORETON HIRE DAYBREAK LOVER - 1400m

19 April 2025 - 15:53

BRISBANE RACING CLUB

Track Rating: Good 4, Weather: Fine, Rail Position: +3m Entire

Section	200m	Last 600m
Field Times	0:11.89 (0:11.89)	0:35.03

Rank	TAB	Horse/Jockey	Barrier	Top Speed [km/h]	Fastest Section		Margin			Distance Travelled [m]
11	8	COLE'S BEST	2	66.1	0:11.12	0:13.04 [7]	9.42L		0:36.30	-3
		Justin Huxtable		Overall	1200m	(0:13.04)				

Scratched: Tuned (#6), Mayne (#7), Alabama Fox (#13)

[ ]	Ranking at each section and finish	**SCN**	Saddle cloth number
-:--.--	No data available at this section	**DNF**	Did not finish
NA	No data available	**DNT**	Did not track

data processed by TRIPLESDATA

Horse/Jockey Name	Boomtown Boss
Final Rank	1
Fastest Section Time (Section)	0:11.08 (400m)
Top Speed [km/h] (Section)	65.9 (400m)
Race State	Finished

TAB

Eagle Farm QLD Professional

Race 9: MORETON HIRE DAYBREAK LOVER - 1400m

19 April 2025 - 15:53

Track Rating: Good 4, Weather: Fine, Rail Position: +3m Entire

BRISBANE RACING CLUB

Section	Overall	1200m	1000m	800m	600m	400m	200m
Section Times	1:23.29 [1] (0:13.82)	1:09.47 [7] (0:11.29)	0:58.18 [7] (0:11.86)	0:46.32 [6] (0:11.92)	0:34.40 [6] (0:11.63)	0:22.77 [6] (0:11.08)	0:11.69 [5] (0:11.69)
Average Speed [km/h]	52.3	63.9	62.3	62.0	63.2	65.1	61.4
Top Speed [km/h]	62.6	65.0	63.9	63.0	64.7	65.9	65.7
Avg. Dist. to Rail [m]	7.0	5.4	4.9	5.1	4.6	3.9	5.5
Avg. Stride Freq. [Hz]	2.1	2.3	2.2	2.2	2.3	2.3	2.3
Avg. Stride Length [m]	6.8	7.8	7.7	7.8	7.8	7.9	7.6

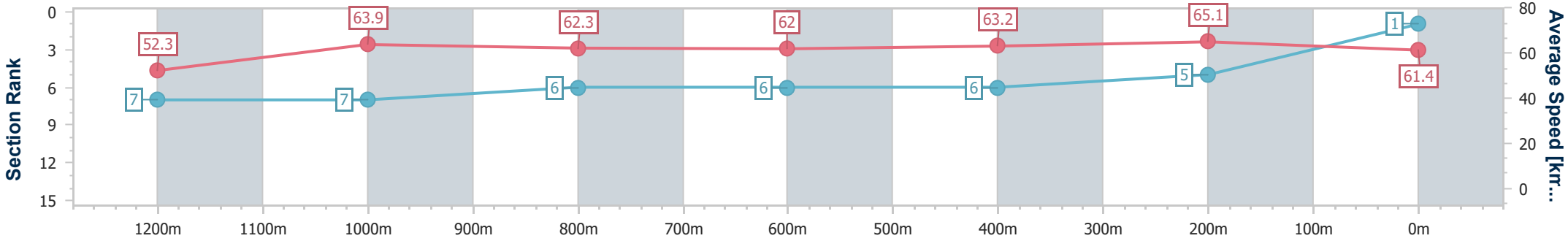

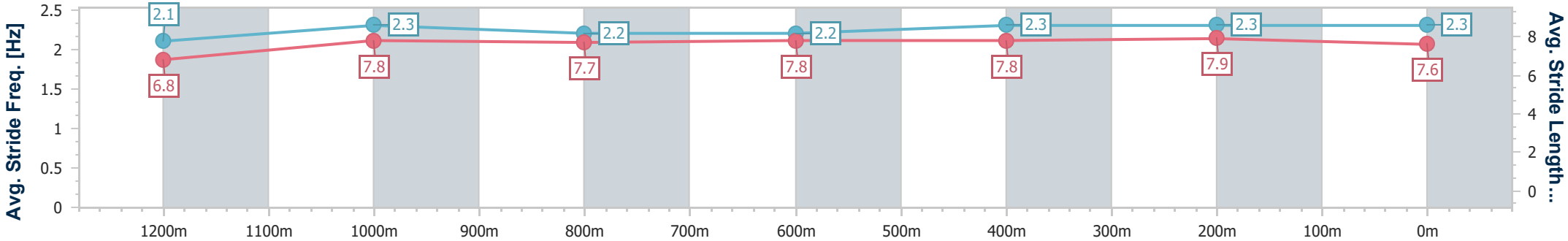

[ ]	Ranking at each section and finish
-:--.--	No data available at this section
NA	No data available

data processed by TRIPLESDATA

Horse/Jockey Name	Goodlucktome
Final Rank	2
Fastest Section Time (Section)	0:10.95 (400m)
Top Speed [km/h] (Section)	66.5 (400m)
Race State	Finished

TAB

Eagle Farm QLD Professional

Race 9: MORETON HIRE DAYBREAK LOVER - 1400m

19 April 2025 - 15:53

Track Rating: Good 4, Weather: Fine, Rail Position: +3m Entire

BRISBANE RACING CLUB

Section	Overall	1200m	1000m	800m	600m	400m	200m
Section Times	1:23.40 [2] (0:13.59)	1:09.81 [5] (0:11.33)	0:58.48 [5] (0:11.92)	0:46.56 [5] (0:11.98)	0:34.58 [5] (0:11.69)	0:22.89 [5] (0:10.95)	0:11.94 [2] (0:11.94)
Average Speed [km/h]	53.4	63.5	62.2	61.3	63.6	65.8	60.4
Top Speed [km/h]	63.7	64.9	63.7	62.2	66.2	66.5	64.1
Avg. Dist. to Rail [m]	5.4	5.5	5.0	5.0	6.3	11.2	11.3
Avg. Stride Freq. [Hz]	2.1	2.2	2.1	2.1	2.2	2.3	2.2
Avg. Stride Length [m]	6.9	8.1	8.2	8.0	8.1	8.1	7.7

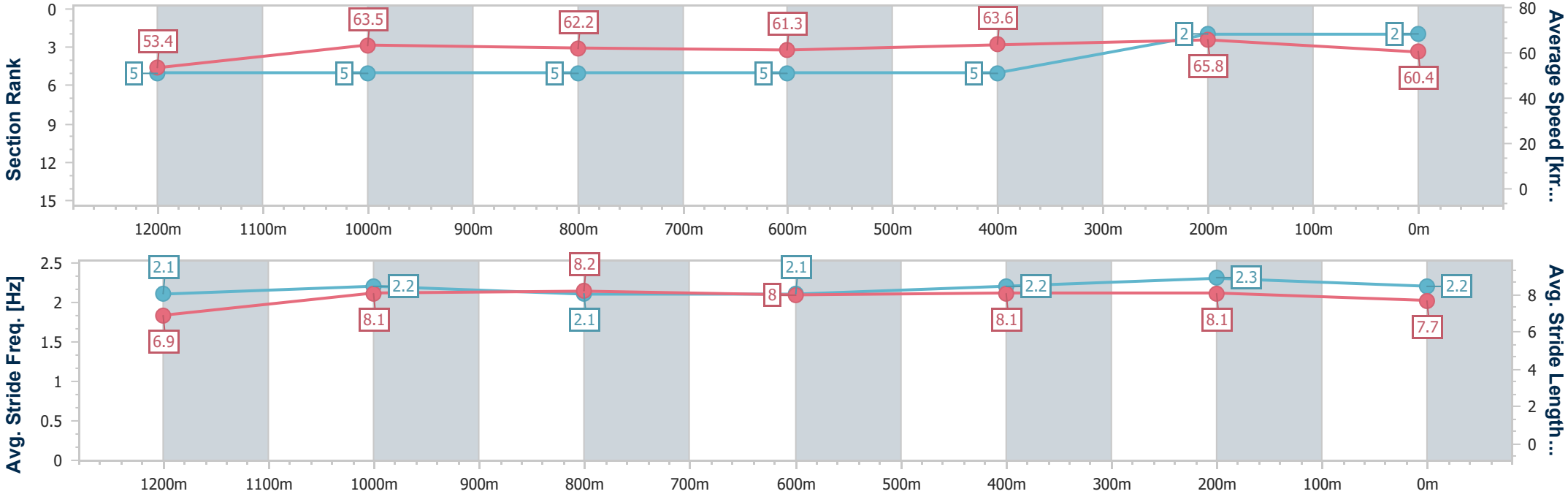

[ ]	Ranking at each section and finish
-:--.--	No data available at this section
NA	No data available

data processed by TRIPLESDATA

Horse/Jockey Name	Miss Busslinger
Final Rank	3
Fastest Section Time (Section)	0:11.02 (400m)
Top Speed [km/h] (Section)	66.2 (400m)
Race State	Finished

TAB

Eagle Farm QLD Professional

Race 9: MORETON HIRE DAYBREAK LOVER - 1400m

19 April 2025 - 15:53

Track Rating: Good 4, Weather: Fine, Rail Position: +3m Entire

BRISBANE RACING CLUB

Section	Overall	1200m	1000m	800m	600m	400m	200m
Section Times	1:23.46 [3] (0:13.29)	1:10.17 [3] (0:11.23)	0:58.94 [3] (0:11.99)	0:46.95 [4] (0:12.06)	0:34.89 [3] (0:11.81)	0:23.08 [3] (0:11.02)	0:12.06 [1] (0:12.06)
Average Speed [km/h]	54.4	64.3	61.6	60.9	62.8	65.2	59.7
Top Speed [km/h]	65.1	65.4	64.5	62.2	65.4	66.2	63.8
Avg. Dist. to Rail [m]	6.1	5.6	5.2	4.8	5.4	9.3	9.7
Avg. Stride Freq. [Hz]	2.2	2.2	2.2	2.2	2.2	2.4	2.2
Avg. Stride Length [m]	7.0	8.0	7.8	7.8	7.9	7.7	7.5

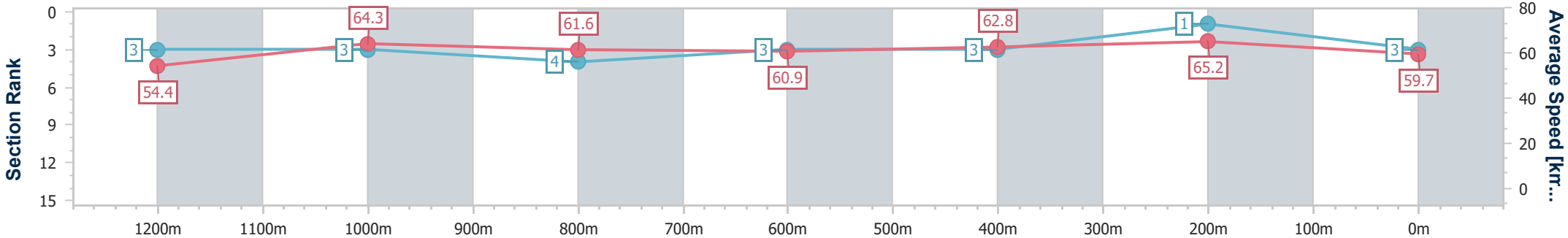

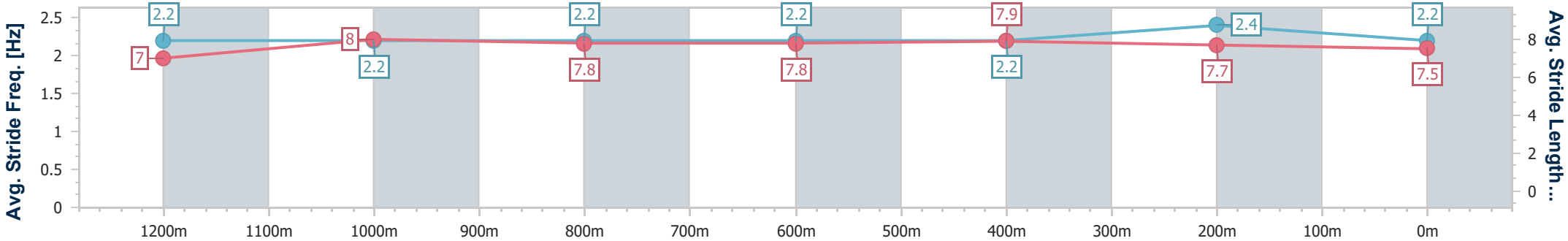

[ ]	Ranking at each section and finish
-:--.--	No data available at this section
NA	No data available

data processed by TRIPLESDATA

Horse/Jockey Name	Cosmo Centaurus
Final Rank	4
Fastest Section Time (Section)	0:11.02 (1200m)
Top Speed [km/h] (Section)	66.7 (1200m)
Race State	Finished

Eagle Farm QLD Professional

Race 9: MORETON HIRE DAYBREAK LOVER - 1400m

19 April 2025 - 15:53

Track Rating: Good 4, Weather: Fine, Rail Position: +3m Entire

BRISBANE RACING CLUB

Section	Overall	1200m	1000m	800m	600m	400m	200m
Section Times	1:23.67 [4] (0:13.25)	1:10.42 [2] (0:11.02)	0:59.40 [2] (0:12.01)	0:47.39 [2] (0:12.09)	0:35.30 [2] (0:11.88)	0:23.42 [2] (0:11.28)	0:12.14 [4] (0:12.14)
Average Speed [km/h]	54.8	65.4	62.1	61.3	62.5	63.9	59.4
Top Speed [km/h]	66.0	66.7	63.6	62.3	64.4	64.5	63.1
Avg. Dist. to Rail [m]	8.3	6.8	6.8	6.1	6.5	9.1	9.9
Avg. Stride Freq. [Hz]	2.3	2.4	2.3	2.3	2.3	2.4	2.3
Avg. Stride Length [m]	6.6	7.5	7.5	7.3	7.3	7.5	7.3

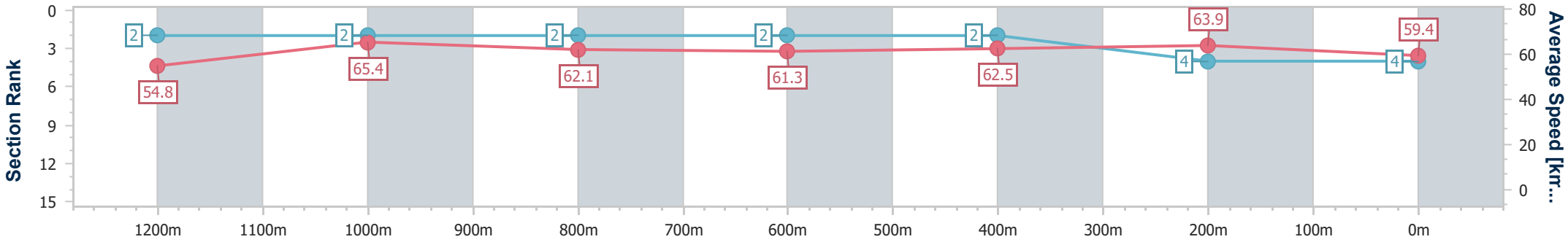

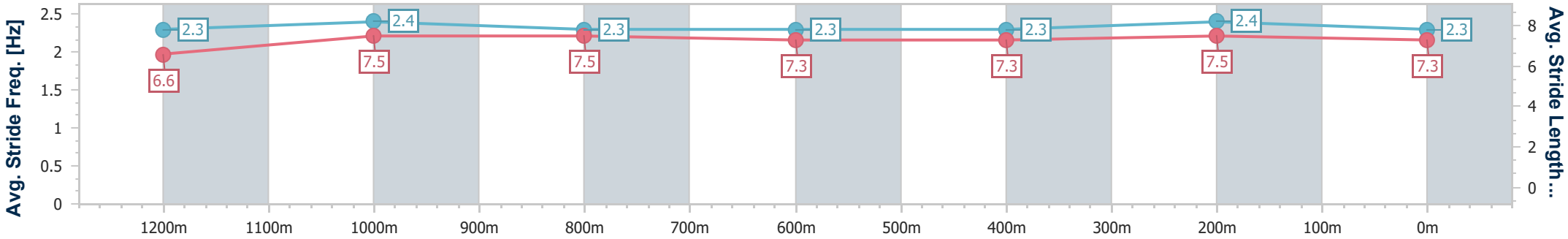

[ ]	Ranking at each section and finish
-:--.--	No data available at this section
NA	No data available

data processed by TRIPLESDATA

Horse/Jockey Name	Pisces
Final Rank	5
Fastest Section Time (Section)	0:10.91 (400m)
Top Speed [km/h] (Section)	67.4 (600m)
Race State	Finished

TAB

Eagle Farm QLD Professional

Race 9: MORETON HIRE DAYBREAK LOVER - 1400m

19 April 2025 - 15:53

Track Rating: Good 4, Weather: Fine, Rail Position: +3m Entire

BRISBANE RACING CLUB

Section	Overall	1200m	1000m	800m	600m	400m	200m
Section Times	1:23.69 [5] (0:14.29)	1:09.40 [10] (0:11.34)	0:58.06 [10] (0:11.97)	0:46.09 [10] (0:11.71)	0:34.38 [10] (0:11.69)	0:22.69 [11] (0:10.91)	0:11.78 [9] (0:11.78)
Average Speed [km/h]	50.6	63.5	62.4	63.8	64.3	66.3	61.0
Top Speed [km/h]	63.4	65.2	63.3	65.4	67.4	67.3	65.0
Avg. Dist. to Rail [m]	9.8	6.4	7.1	7.8	9.0	11.9	10.8
Avg. Stride Freq. [Hz]	2.2	2.3	2.3	2.4	2.4	2.5	2.4
Avg. Stride Length [m]	6.5	7.5	7.5	7.5	7.6	7.4	7.0

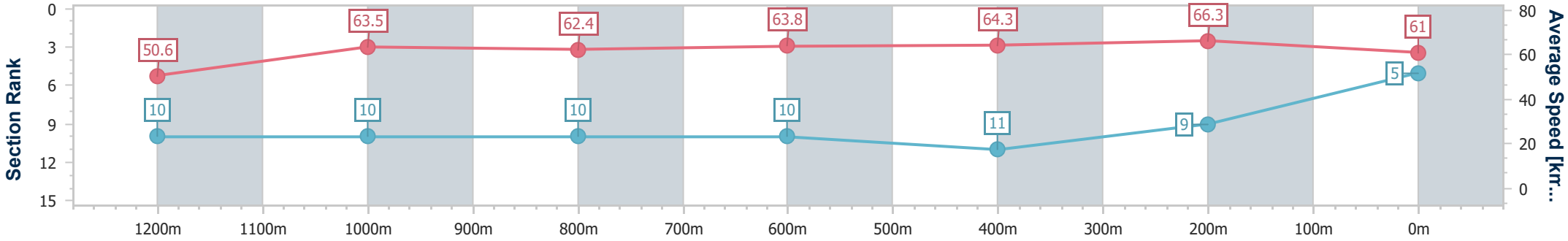

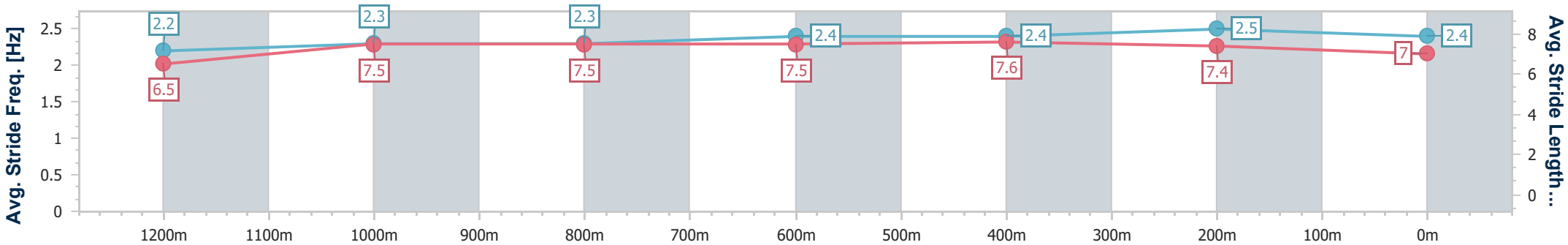

[ ]	Ranking at each section and finish
-:--.--	No data available at this section
NA	No data available

data processed by TRIPLESDATA

Horse/Jockey Name	Lutetia
Final Rank	6
Fastest Section Time (Section)	0:10.99 (1200m)
Top Speed [km/h] (Section)	66.7 (1200m)
Race State	Finished

TAB

Eagle Farm QLD Professional

Race 9: MORETON HIRE DAYBREAK LOVER - 1400m

19 April 2025 - 15:53

Track Rating: Good 4, Weather: Fine, Rail Position: +3m Entire

BRISBANE RACING CLUB

Section	Overall	1200m	1000m	800m	600m	400m	200m
Section Times	1:23.71 [6] (0:13.24)	1:10.47 [1] (0:10.99)	0:59.48 [1] (0:11.86)	0:47.62 [1] (0:12.17)	0:35.45 [1] (0:11.91)	0:23.54 [1] (0:11.34)	0:12.20 [3] (0:12.20)
Average Speed [km/h]	54.6	65.6	61.9	60.1	62.2	63.5	58.8
Top Speed [km/h]	65.6	66.7	63.2	61.4	64.1	64.3	62.6
Avg. Dist. to Rail [m]	3.2	3.8	3.8	3.9	4.9	7.6	7.3
Avg. Stride Freq. [Hz]	2.4	2.4	2.3	2.3	2.4	2.4	2.4
Avg. Stride Length [m]	6.4	7.5	7.3	7.2	7.2	7.3	6.9

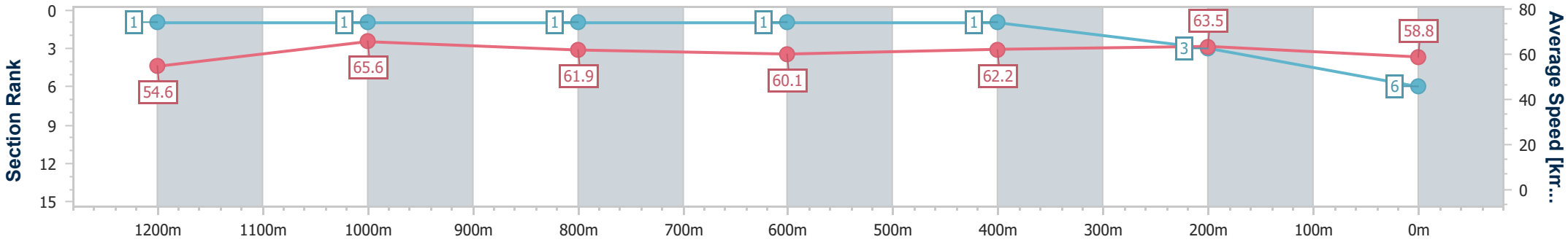

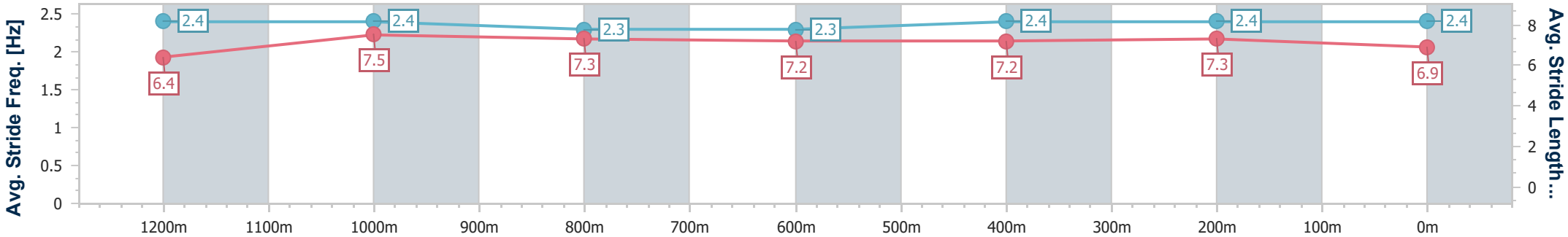

[ ]	Ranking at each section and finish
-:--.--	No data available at this section
NA	No data available

data processed by TRIPLESDATA

Horse/Jockey Name	Give Me Space
Final Rank	7
Fastest Section Time (Section)	0:11.03 (400m)
Top Speed [km/h] (Section)	66.4 (400m)
Race State	Finished

TAB

Eagle Farm QLD Professional

Race 9: MORETON HIRE DAYBREAK LOVER - 1400m

19 April 2025 - 15:53

Track Rating: Good 4, Weather: Fine, Rail Position: +3m Entire

BRISBANE RACING CLUB

Section	Overall	1200m	1000m	800m	600m	400m	200m
Section Times	1:23.74 [7] (0:14.10)	1:09.64 [9] (0:11.33)	0:58.31 [9] (0:12.04)	0:46.27 [9] (0:11.80)	0:34.47 [9] (0:11.45)	0:23.02 [7] (0:11.03)	0:11.99 [6] (0:11.99)
Average Speed [km/h]	51.4	63.5	61.2	62.1	63.6	65.4	59.8
Top Speed [km/h]	62.0	64.9	61.9	62.8	65.2	66.4	63.6
Avg. Dist. to Rail [m]	7.6	5.0	4.4	3.4	2.4	7.8	9.0
Avg. Stride Freq. [Hz]	2.3	2.4	2.3	2.4	2.4	2.5	2.4
Avg. Stride Length [m]	6.2	7.3	7.1	7.2	7.4	7.3	6.9

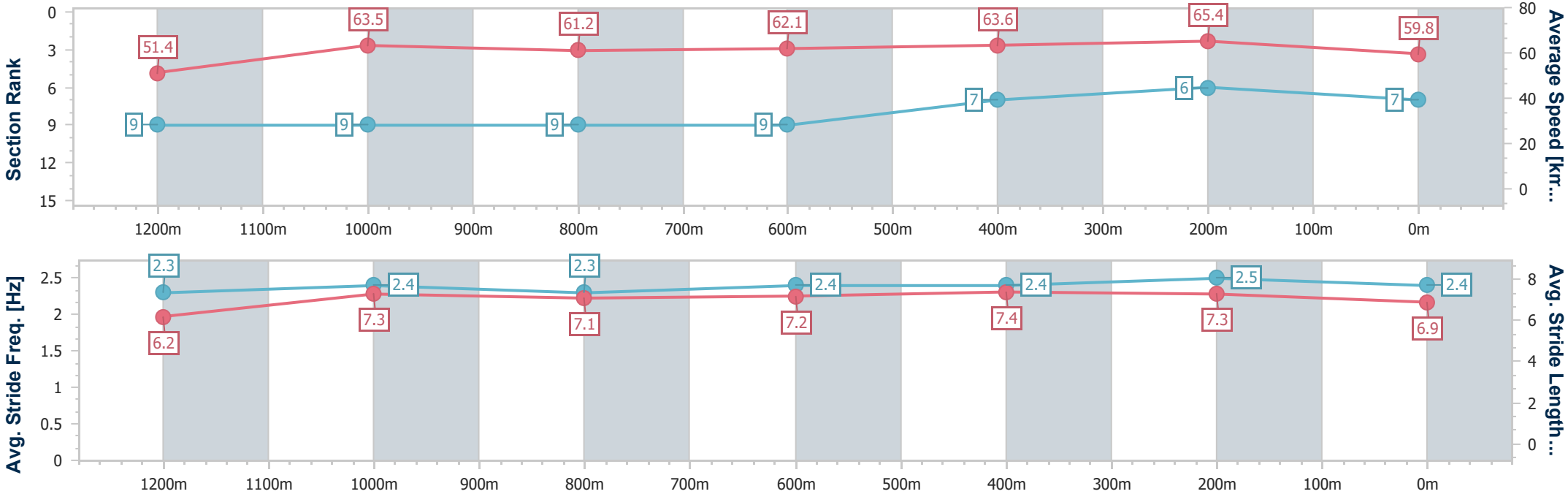

[ ]	Ranking at each section and finish
-:--.--	No data available at this section
NA	No data available

data processed by TRIPLESDATA

Horse/Jockey Name	Superalloy
Final Rank	7
Fastest Section Time (Section)	0:11.07 (400m)
Top Speed [km/h] (Section)	66.0 (400m)
Race State	Finished

TAB

Eagle Farm QLD Professional

Race 9: MORETON HIRE DAYBREAK LOVER - 1400m

19 April 2025 - 15:53

Track Rating: Good 4, Weather: Fine, Rail Position: +3m Entire

BRISBANE RACING CLUB

Section	Overall	1200m	1000m	800m	600m	400m	200m
Section Times	1:23.74 [7] (0:13.73)	1:10.01 [6] (0:11.36)	0:58.65 [6] (0:12.03)	0:46.62 [7] (0:11.92)	0:34.70 [7] (0:11.77)	0:22.93 [9] (0:11.07)	0:11.86 [8] (0:11.86)
Average Speed [km/h]	52.9	63.4	61.9	61.9	63.4	65.2	60.7
Top Speed [km/h]	63.1	64.1	63.0	62.9	65.8	66.0	64.7
Avg. Dist. to Rail [m]	9.6	6.9	6.5	5.8	7.1	11.3	11.1
Avg. Stride Freq. [Hz]	2.4	2.5	2.5	2.4	2.5	2.5	2.4
Avg. Stride Length [m]	6.1	7.0	7.0	7.1	7.1	7.1	6.9

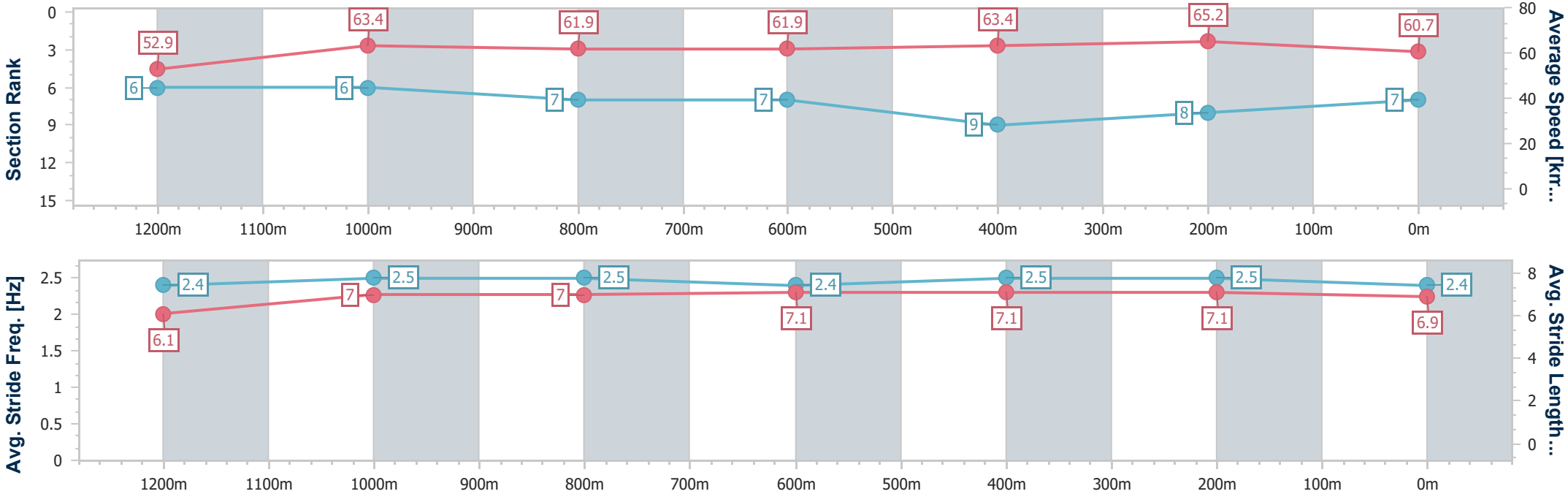

[ ]	Ranking at each section and finish
-:--.--	No data available at this section
NA	No data available

data processed by TRIPLESDATA

Horse/Jockey Name	Pierata's Gem
Final Rank	9
Fastest Section Time (Section)	0:11.08 (400m)
Top Speed [km/h] (Section)	67.1 (400m)
Race State	Finished

TAB

Eagle Farm QLD Professional

Race 9: MORETON HIRE DAYBREAK LOVER - 1400m

19 April 2025 - 15:53

Track Rating: Good 4, Weather: Fine, Rail Position: +3m Entire

BRISBANE RACING CLUB

Section	Overall	1200m	1000m	800m	600m	400m	200m
Section Times	1:24.10 [9] (0:14.40)	1:09.70 [11] (0:11.42)	0:58.28 [11] (0:11.84)	0:46.44 [11] (0:11.69)	0:34.75 [11] (0:11.58)	0:23.17 [10] (0:11.08)	0:12.09 [10] (0:12.09)
Average Speed [km/h]	50.2	63.1	62.1	63.0	63.6	65.1	59.7
Top Speed [km/h]	62.9	64.2	64.0	64.3	65.3	67.1	63.8
Avg. Dist. to Rail [m]	7.8	4.3	4.0	4.7	4.9	7.0	6.8
Avg. Stride Freq. [Hz]	2.1	2.2	2.2	2.2	2.3	2.3	2.2
Avg. Stride Length [m]	6.5	7.8	7.8	7.8	7.8	7.8	7.5

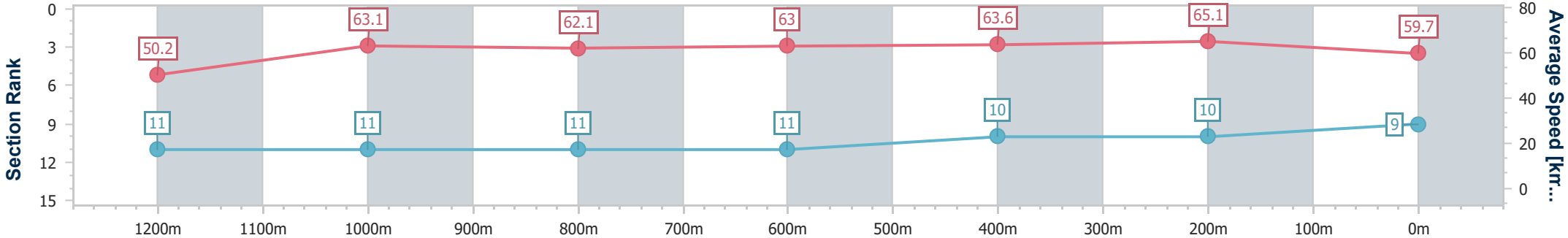

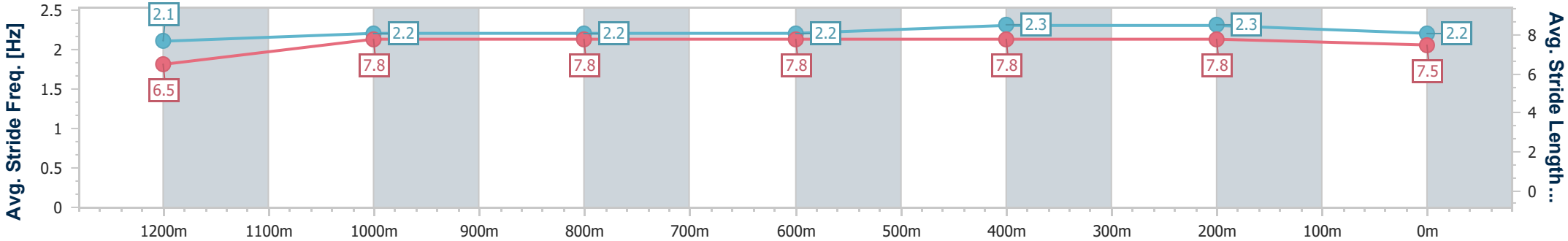

[ ]	Ranking at each section and finish
-:--.--	No data available at this section
NA	No data available

data processed by TRIPLESDATA

Horse/Jockey Name	Mingardos
Final Rank	10
Fastest Section Time (Section)	0:11.39 (1200m)
Top Speed [km/h] (Section)	64.1 (1200m)
Race State	Finished

Eagle Farm QLD Professional

Race 9: MORETON HIRE DAYBREAK LOVER - 1400m

19 April 2025 - 15:53

Track Rating: Good 4, Weather: Fine, Rail Position: +3m Entire

BRISBANE RACING CLUB

Section	Overall	1200m	1000m	800m	600m	400m	200m
Section Times	1:24.59 [10] (0:14.03)	1:10.56 [8] (0:11.39)	0:59.17 [8] (0:11.87)	0:47.30 [8] (0:11.76)	0:35.54 [8] (0:11.68)	0:23.86 [8] (0:11.50)	0:12.36 [11] (0:12.36)
Average Speed [km/h]	51.7	63.4	62.2	62.4	63.2	62.6	58.2
Top Speed [km/h]	62.8	64.1	62.7	63.4	63.6	63.2	61.7
Avg. Dist. to Rail [m]	7.0	5.0	4.7	4.3	4.8	6.2	7.4
Avg. Stride Freq. [Hz]	2.2	2.2	2.2	2.2	2.3	2.3	2.2
Avg. Stride Length [m]	6.7	7.8	7.8	7.7	7.6	7.6	7.4

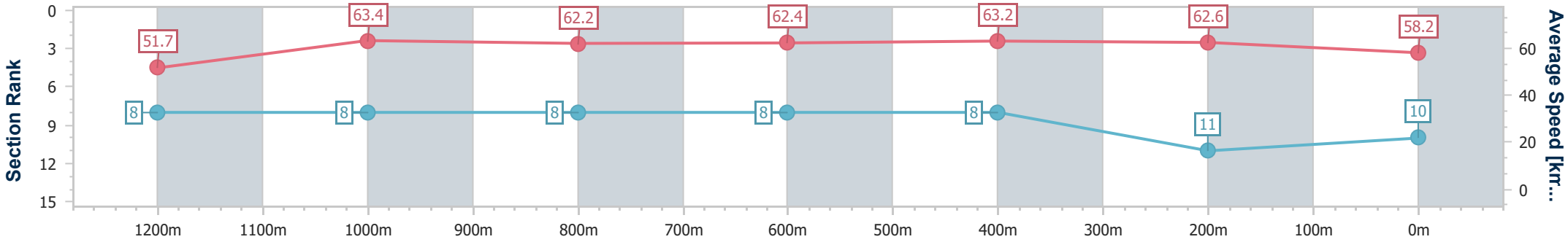

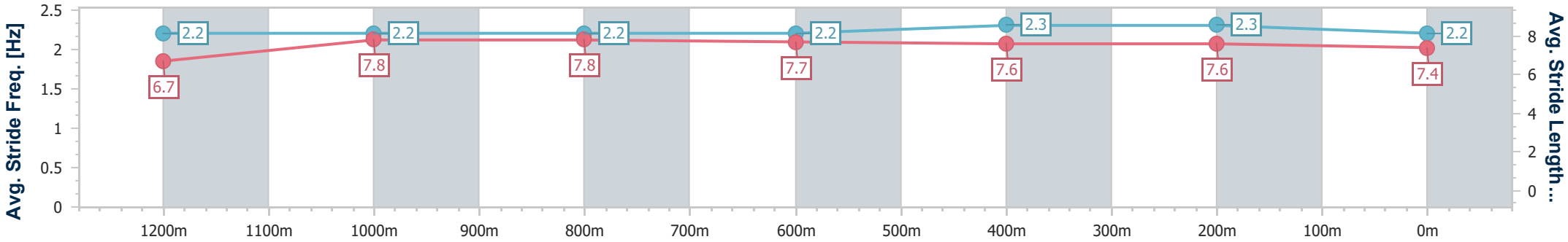

[ ]	Ranking at each section and finish
-:--.--	No data available at this section
NA	No data available

data processed by TRIPLESDATA

Horse/Jockey Name	Cole's Best
Final Rank	11
Fastest Section Time (Section)	0:11.12 (1200m)
Top Speed [km/h] (Section)	66.1 (Overall)
Race State	Finished

TAB

Eagle Farm QLD Professional

Race 9: MORETON HIRE DAYBREAK LOVER - 1400m

19 April 2025 - 15:53

Track Rating: Good 4, Weather: Fine, Rail Position: +3m Entire

BRISBANE RACING CLUB

Section	Overall	1200m	1000m	800m	600m	400m	200m
Section Times	1:24.89 [11] (0:13.52)	1:11.37 [4] (0:11.12)	1:00.25 [4] (0:11.82)	0:48.43 [3] (0:12.13)	0:36.30 [4] (0:11.83)	0:24.47 [4] (0:11.43)	0:13.04 [7] (0:13.04)
Average Speed [km/h]	53.4	64.9	62.1	60.6	61.7	62.8	55.3
Top Speed [km/h]	66.1	66.0	65.1	61.3	63.6	65.5	59.9
Avg. Dist. to Rail [m]	4.6	4.7	4.1	3.9	3.1	4.9	5.6
Avg. Stride Freq. [Hz]	2.0	1.7	2.1	1.9	1.7	2.2	2.1
Avg. Stride Length [m]	7.3	10.7	8.2	8.8	10.2	8.0	7.4

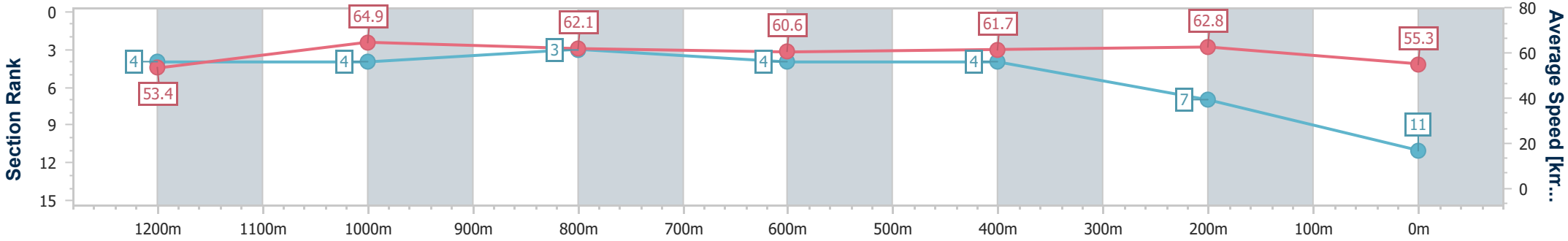

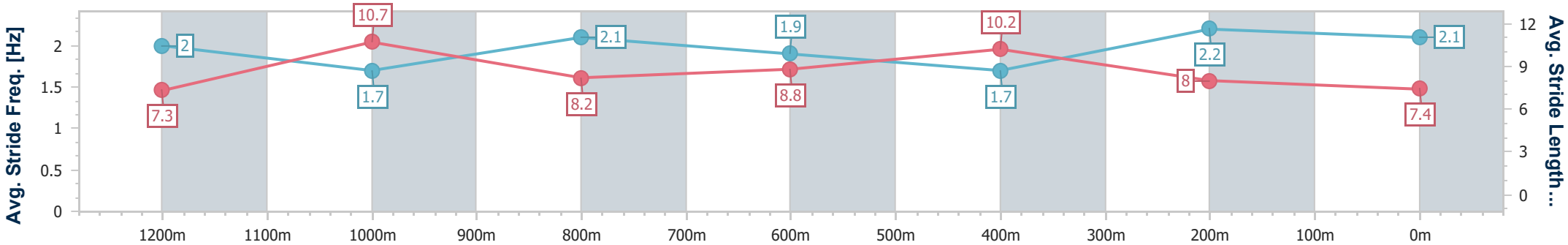

[ ]	Ranking at each section and finish
-:--.--	No data available at this section
NA	No data available

data processed by TRIPLESDATA

Eagle Farm QLD Professional

Race 10: EVA AIR BENCHMARK 85 Handicap - 1200m

19 April 2025 - 16:28

BRISBANE RACING CLUB

Track Rating: Good 4, Weather: Fine, Rail Position: +3m Entire

Section	Overall	1000m	800m	600m	400m	200m	Last 600m
Field Times	1:10.44 (0:12.79)	0:57.65 (0:11.28)	0:46.37 (0:11.45)	0:34.92 (0:11.57)	0:23.35 (0:11.41)	0:11.94 (0:11.94)	0:34.92

Rank	TAB	Horse/Jockey	Barrier	Top Speed [km/h]	Fastest Section	Overall	1000m	800m	600m	400m	200m	Margin	Last 600m	Distance Travelled [m]
1	14	**EXOTIQUE MISS**	6	66.3	0:11.09	1:10.44 [1]	0:57.25 [6]	0:45.85 [7]	0:34.40 [7]	0:22.88 [6]	0:11.79 [3]	1:10.44	0:34.40	
		Angela Jones		1000m	400m	(0:13.19)	(0:11.40)	(0:11.45)	(0:11.52)	(0:11.09)	(0:11.79)			
2	4	**MANHOOD**	13	65.9	0:11.15	1:10.78 [2]	0:57.59 [5]	0:46.04 [10]	0:34.60 [8]	0:23.09 [9]	0:11.94 [7]	2.03L	0:34.60	+2
		Default Jockey 21		800m	400m	(0:13.19)	(0:11.55)	(0:11.44)	(0:11.51)	(0:11.15)	(0:11.94)			
3	20	**EN POINTE**	2	67.6	0:11.28	1:10.87 [3]	0:58.08 [1]	0:46.80 [1]	0:35.35 [1]	0:23.78 [1]	0:12.37 [1]	2.54L	0:35.35	-10
		Cejay Graham		Overall	1000m	(0:12.79)	(0:11.28)	(0:11.45)	(0:11.57)	(0:11.41)	(0:12.37)			
4	11	**NASHIRA**	20	66.3	0:11.11	1:10.88 [4]	0:57.45 [13]	0:45.90 [13]	0:34.51 [13]	0:23.06 [11]	0:11.95 [9]	2.62L	0:34.51	+0
		Ron Stewart		600m	400m	(0:13.43)	(0:11.55)	(0:11.39)	(0:11.45)	(0:11.11)	(0:11.95)			
5	5	**SECRET PLAN**	3	67.1	0:11.16	1:10.92 [5]	0:57.66 [7]	0:46.50 [4]	0:35.03 [5]	0:23.51 [5]	0:12.29 [2]	2.83L	0:35.03	-5
		Jag Guthmann-Chester		1000m	1000m	(0:13.26)	(0:11.16)	(0:11.47)	(0:11.52)	(0:11.22)	(0:12.29)			
6	1	**MASTER SHOWMAN**	8	67.7	0:11.24	1:10.98 [6]	0:58.00 [3]	0:46.76 [2]	0:35.22 [3]	0:23.63 [3]	0:12.21 [4]	3.21L	0:35.22	-9
		Cody Collis		1000m	1000m	(0:12.98)	(0:11.24)	(0:11.54)	(0:11.59)	(0:11.42)	(0:12.21)			
7	6	**TORABELLA**	11	67.7	0:11.42	1:11.10 [7]	0:58.16 [2]	0:46.66 [5]	0:35.24 [4]	0:23.74 [4]	0:12.29 [6]	3.92L	0:35.24	-3
		Emily Lang		Overall	800m	(0:12.94)	(0:11.50)	(0:11.42)	(0:11.50)	(0:11.45)	(0:12.29)			
8	18	**HE'S HEAVEN**	1	66.2	0:11.27	1:11.16 [8]	0:57.90 [8]	0:46.63 [6]	0:35.22 [6]	0:23.59 [7]	0:12.29 [8]	4.26L	0:35.22	-10
		Samantha Collett		Overall	1000m	(0:13.26)	(0:11.27)	(0:11.41)	(0:11.63)	(0:11.30)	(0:12.29)			
9	21	**MINTAKA LAD**	23	67.7	0:11.11	1:11.25 [9]	0:57.67 [14]	0:46.01 [16]	0:34.81 [15]	0:23.39 [13]	0:12.28 [10]	4.77L	0:34.81	+5
		Mark Du Plessis		800m	400m	(0:13.58)	(0:11.66)	(0:11.20)	(0:11.42)	(0:11.11)	(0:12.28)			
10	19	**LIVING FREE**	16	67.3	0:10.98	1:11.25 [10]	0:57.53 [16]	0:46.12 [15]	0:34.67 [16]	0:23.02 [16]	0:12.04 [14]	4.81L	0:34.67	-9
		Bailey Wheeler		400m	400m	(0:13.72)	(0:11.41)	(0:11.45)	(0:11.65)	(0:10.98)	(0:12.04)			

Scratched: Ned's Gully (#2), Lost In Transit (#3), Miss Hellfire (#9), Maximum Vortex (#13), Show Some Decorum (#17), Town Crier (#22), Tonneofgrit (#23), The Hanger Cat (#24)

[ ]	Ranking at each section and finish	**SCN**	Saddle cloth number
-:--.--	No data available at this section	**DNF**	Did not finish
NA	No data available	**DNT**	Did not track

data processed by TRIPLESDATA

Eagle Farm QLD Professional

Race 10: EVA AIR BENCHMARK 85 Handicap - 1200m

19 April 2025 - 16:28

BRISBANE RACING CLUB

Track Rating: Good 4, Weather: Fine, Rail Position: +3m Entire

Section	Overall	1000m	800m	600m	400m	200m	Last 600m
Field Times	1:10.44 (0:12.79)	0:57.65 (0:11.28)	0:46.37 (0:11.45)	0:34.92 (0:11.57)	0:23.35 (0:11.41)	0:11.94 (0:11.94)	0:34.92

Rank	TAB	Horse/Jockey	Barrier	Top Speed [km/h]	Fastest Section	Overall	1000m	800m	600m	400m	200m	Margin	Last 600m	Distance Travelled [m]
11	8	**FLASH AAH**	5	66.7	0:11.32	1:11.30 [11]	0:57.90 [10]	0:46.58 [8]	0:35.12 [8]	0:23.49 [10]	0:12.17 [12]	5.09L	0:35.12	-2
		Justin Huxtable		1000m	1000m	(0:13.40)	(0:11.32)	(0:11.46)	(0:11.63)	(0:11.32)	(0:12.17)			
12	7	**DALAVIN**	7	67.2	0:11.23	1:11.36 [12]	0:58.36 [4]	0:47.13 [3]	0:35.70 [2]	0:24.11 [2]	0:12.58 [5]	5.43L	0:35.70	-7
		Shayleigh Ingelse		Overall	1000m	(0:13.00)	(0:11.23)	(0:11.43)	(0:11.59)	(0:11.53)	(0:12.58)			
13	15	**MAHBABY**	9	66.3	0:11.30	1:11.39 [13]	0:57.98 [11]	0:46.49 [11]	0:35.03 [12]	0:23.56 [12]	0:12.26 [13]	5.61L	0:35.03	-4
		Karl Zechner		1000m	400m	(0:13.41)	(0:11.49)	(0:11.46)	(0:11.47)	(0:11.30)	(0:12.26)			
14	16	**NOAH 'N' A DEEL**	17	66.2	0:11.34	1:11.66 [14]	0:58.03 [15]	0:46.66 [14]	0:35.23 [14]	0:23.75 [15]	0:12.41 [15]	7.21L	0:35.23	-4
		Michael Rodd		1000m	400m	(0:13.63)	(0:11.37)	(0:11.43)	(0:11.48)	(0:11.34)	(0:12.41)			
15	10	**MY SNOW QUEEN**	15	66.1	0:11.32	1:11.78 [15]	0:58.50 [9]	0:46.86 [12]	0:35.54 [10]	0:24.10 [8]	0:12.75 [11]	7.88L	0:35.54	+2
		Noel Callow		800m	800m	(0:13.28)	(0:11.64)	(0:11.32)	(0:11.44)	(0:11.35)	(0:12.75)			
16	12	**BLAKMAX**	4	67.1	0:11.30	1:11.92 [16]	0:58.50 [12]	0:47.20 [8]	0:35.64 [11]	0:24.03 [14]	0:12.57 [16]	8.75L	0:35.64	-8
		Ryan Maloney		Overall	1000m	(0:13.42)	(0:11.30)	(0:11.56)	(0:11.61)	(0:11.46)	(0:12.57)			

Scratched: Ned's Gully (#2), Lost In Transit (#3), Miss Hellfire (#9), Maximum Vortex (#13), Show Some Decorum (#17), Town Crier (#22), Tonneofgrit (#23), The Hanger Cat (#24)

[ ]	Ranking at each section and finish	**SCN**	Saddle cloth number
-:--.--	No data available at this section	**DNF**	Did not finish
NA	No data available	**DNT**	Did not track

data processed by TRIPLESDATA

Horse/Jockey Name	Exotique Miss
Final Rank	1
Fastest Section Time (Section)	0:11.09 (400m)
Top Speed [km/h] (Section)	66.3 (1000m)
Race State	Finished

TAB

Eagle Farm QLD Professional

Race 10: EVA AIR BENCHMARK 85 Handicap - 1200m

19 April 2025 - 16:28

Track Rating: Good 4, Weather: Fine, Rail Position: +3m Entire

BRISBANE RACING CLUB

Section	Overall	1000m	800m	600m	400m	200m
Section Times	1:10.44 [1] (0:13.19)	0:57.25 [6] (0:11.40)	0:45.85 [7] (0:11.45)	0:34.40 [7] (0:11.52)	0:22.88 [6] (0:11.09)	0:11.79 [3] (0:11.79)
Average Speed [km/h]	54.7	65.6	64.6	64.8	64.9	61.1
Top Speed [km/h]	66.3	66.3	65.9	65.9	66.1	63.8
Avg. Dist. to Rail [m]	7.3	7.3	6.3	7.0	10.5	8.3
Avg. Stride Freq. [Hz]	2.2	2.3	2.3	2.3	2.4	2.3
Avg. Stride Length [m]	6.9	7.8	7.8	7.7	7.6	7.3

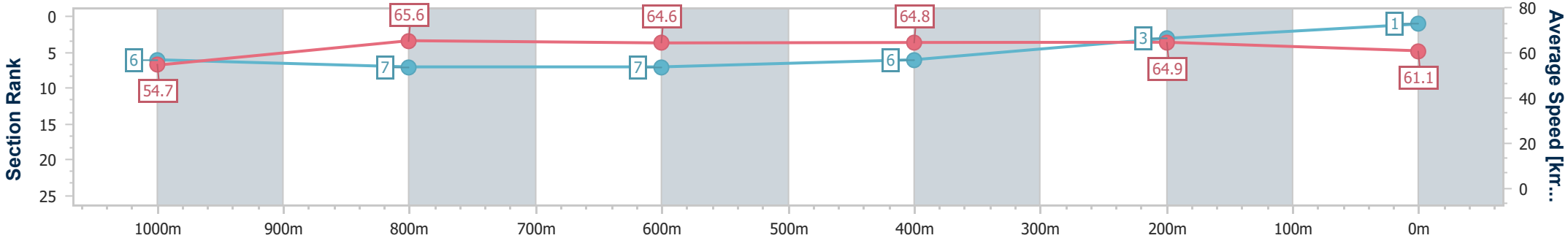

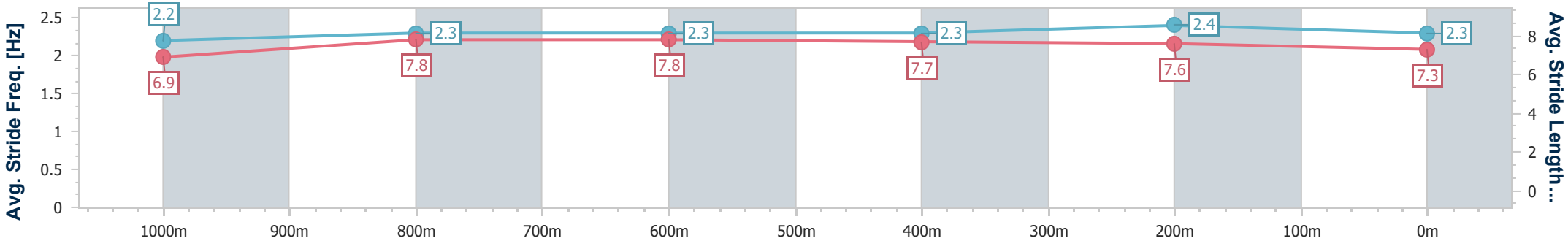

[ ]	Ranking at each section and finish
-:--.--	No data available at this section
NA	No data available

data processed by TRIPLESDATA

Horse/Jockey Name	Manhood
Final Rank	2
Fastest Section Time (Section)	0:11.15 (400m)
Top Speed [km/h] (Section)	65.9 (800m)
Race State	Finished

TAB

Eagle Farm QLD Professional

Race 10: EVA AIR BENCHMARK 85 Handicap - 1200m

19 April 2025 - 16:28

Track Rating: Good 4, Weather: Fine, Rail Position: +3m Entire

BRISBANE RACING CLUB

Section	Overall	1000m	800m	600m	400m	200m
Section Times	1:10.78 [2] (0:13.19)	0:57.59 [5] (0:11.55)	0:46.04 [10] (0:11.44)	0:34.60 [8] (0:11.51)	0:23.09 [9] (0:11.15)	0:11.94 [7] (0:11.94)
Average Speed [km/h]	54.6	64.9	65.1	64.9	64.5	60.4
Top Speed [km/h]	65.5	65.8	65.9	65.6	65.9	62.9
Avg. Dist. to Rail [m]	11.4	7.7	7.1	7.4	11.7	10.2
Avg. Stride Freq. [Hz]	2.1	2.2	2.3	2.3	2.3	2.3
Avg. Stride Length [m]	7.0	7.7	7.8	7.8	7.6	7.4

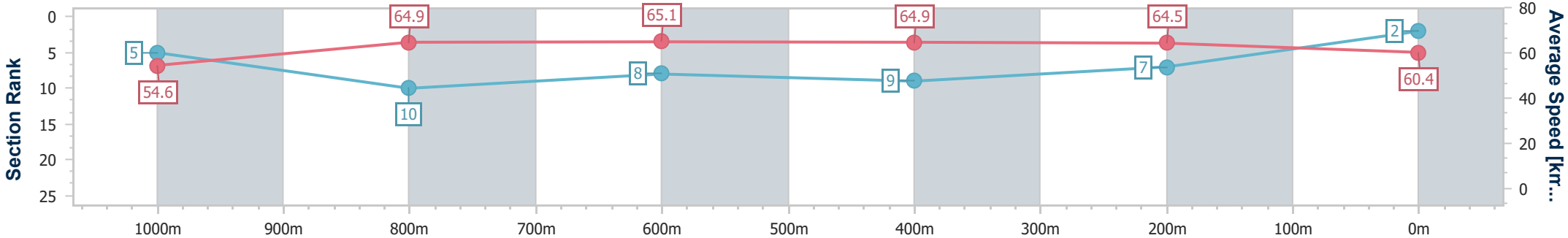

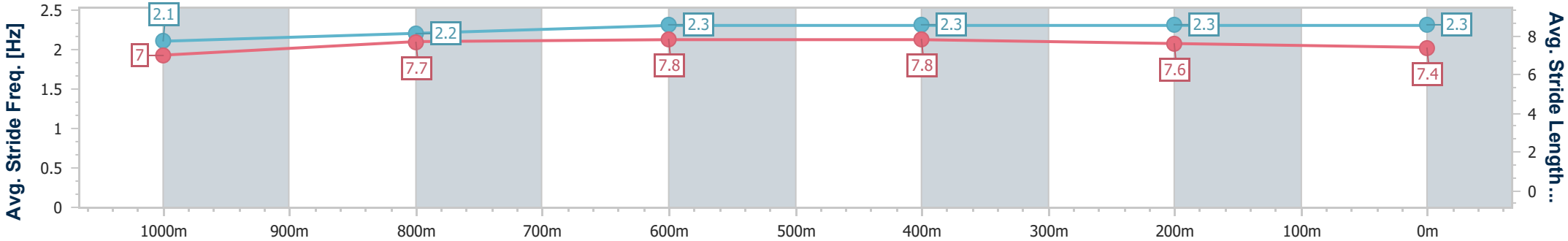

[ ]	Ranking at each section and finish
-:--.--	No data available at this section
NA	No data available

data processed by TRIPLESDATA

Horse/Jockey Name	En Pointe
Final Rank	3
Fastest Section Time (Section)	0:11.28 (1000m)
Top Speed [km/h] (Section)	67.6 (Overall)
Race State	Finished

TAB

Eagle Farm QLD Professional

Race 10: EVA AIR BENCHMARK 85 Handicap - 1200m

19 April 2025 - 16:28

Track Rating: Good 4, Weather: Fine, Rail Position: +3m Entire

BRISBANE RACING CLUB

Section	Overall	1000m	800m	600m	400m	200m
Section Times	1:10.87 [3] (0:12.79)	0:58.08 [1] (0:11.28)	0:46.80 [1] (0:11.45)	0:35.35 [1] (0:11.57)	0:23.78 [1] (0:11.41)	0:12.37 [1] (0:12.37)
Average Speed [km/h]	56.3	65.2	63.8	63.4	63.1	58.1
Top Speed [km/h]	67.6	67.5	65.0	64.1	64.5	61.1
Avg. Dist. to Rail [m]	4.9	4.6	3.1	3.4	6.0	5.4
Avg. Stride Freq. [Hz]	2.4	2.4	2.3	2.3	2.4	2.3
Avg. Stride Length [m]	6.5	7.6	7.6	7.5	7.5	7.1

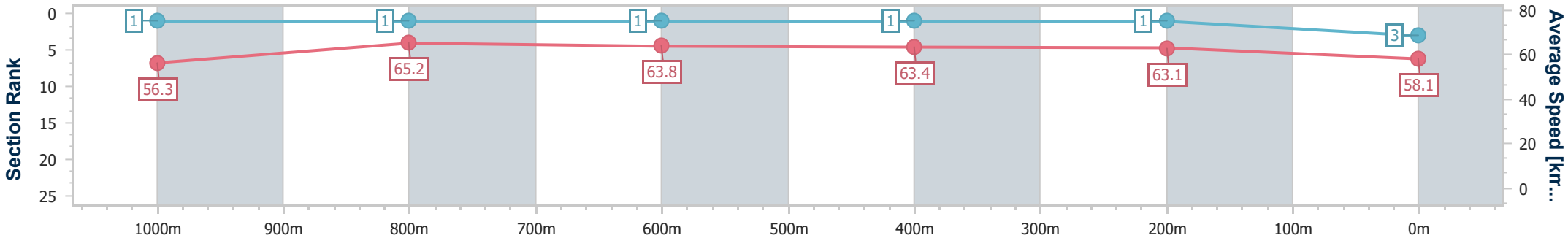

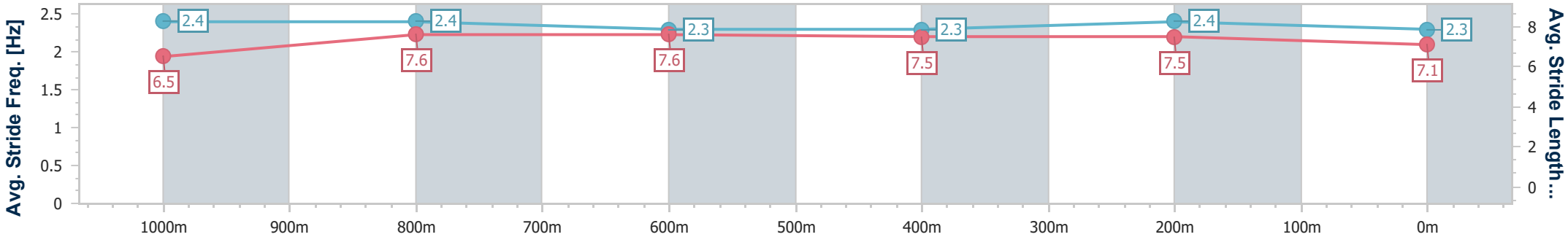

[ ]	Ranking at each section and finish
-:--.--	No data available at this section
NA	No data available

data processed by TRIPLESDATA

Horse/Jockey Name	Nashira
Final Rank	4
Fastest Section Time (Section)	0:11.11 (400m)
Top Speed [km/h] (Section)	66.3 (600m)
Race State	Finished

TAB

Eagle Farm QLD Professional

Race 10: EVA AIR BENCHMARK 85 Handicap - 1200m

19 April 2025 - 16:28

Track Rating: Good 4, Weather: Fine, Rail Position: +3m Entire

BRISBANE RACING CLUB

Section	Overall	1000m	800m	600m	400m	200m
Section Times	1:10.88 [4] (0:13.43)	0:57.45 [13] (0:11.55)	0:45.90 [13] (0:11.39)	0:34.51 [13] (0:11.45)	0:23.06 [11] (0:11.11)	0:11.95 [9] (0:11.95)
Average Speed [km/h]	53.8	64.8	65.0	65.1	64.7	60.3
Top Speed [km/h]	63.9	66.0	66.3	66.3	66.1	63.3
Avg. Dist. to Rail [m]	14.4	7.4	6.1	7.2	12.2	9.0
Avg. Stride Freq. [Hz]	2.3	2.3	2.3	2.3	2.4	2.3
Avg. Stride Length [m]	6.6	7.8	7.8	7.8	7.6	7.2

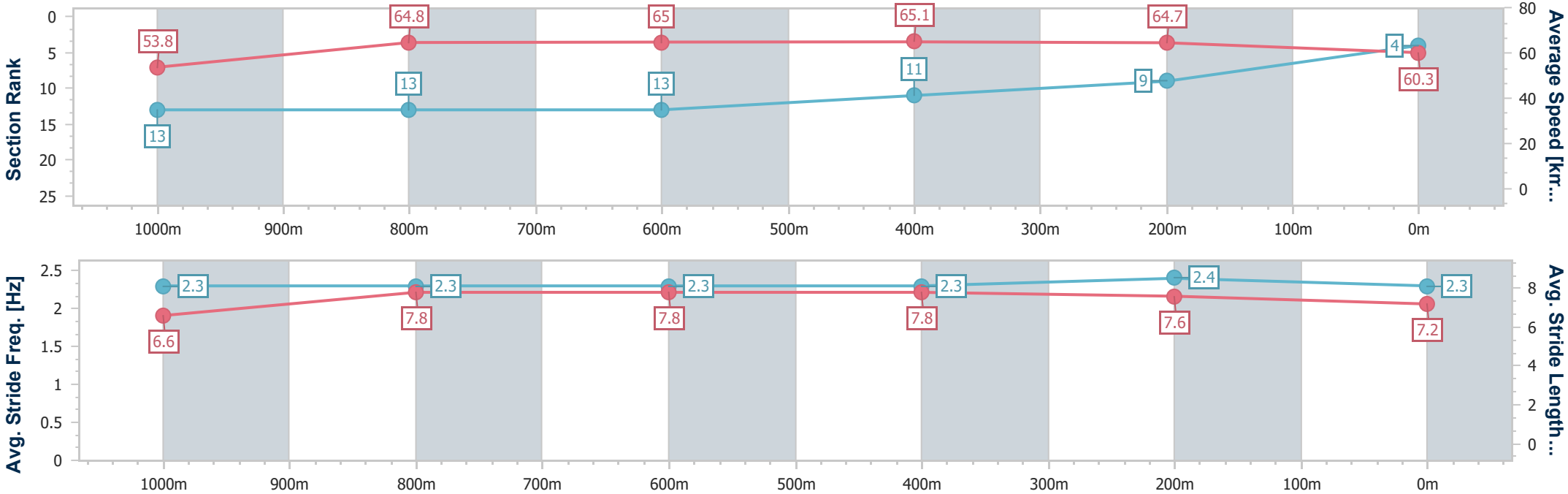

[ ]	Ranking at each section and finish
-:--.--	No data available at this section
NA	No data available

data processed by TRIPLESDATA

Horse/Jockey Name	Secret Plan
Final Rank	5
Fastest Section Time (Section)	0:11.16 (1000m)
Top Speed [km/h] (Section)	67.1 (1000m)
Race State	Finished

TAB

Eagle Farm QLD Professional

Race 10: EVA AIR BENCHMARK 85 Handicap - 1200m

19 April 2025 - 16:28

Track Rating: Good 4, Weather: Fine, Rail Position: +3m Entire

BRISBANE RACING CLUB

Section	Overall	1000m	800m	600m	400m	200m
Section Times	1:10.92 [5] (0:13.26)	0:57.66 [7] (0:11.16)	0:46.50 [4] (0:11.47)	0:35.03 [5] (0:11.52)	0:23.51 [5] (0:11.22)	0:12.29 [2] (0:12.29)
Average Speed [km/h]	54.4	66.0	64.3	64.6	64.1	58.6
Top Speed [km/h]	66.8	67.1	64.9	66.0	65.9	62.1
Avg. Dist. to Rail [m]	4.1	4.6	5.4	5.9	9.3	7.5
Avg. Stride Freq. [Hz]	2.3	2.4	2.4	2.4	2.4	2.3
Avg. Stride Length [m]	6.5	7.7	7.6	7.6	7.4	7.1

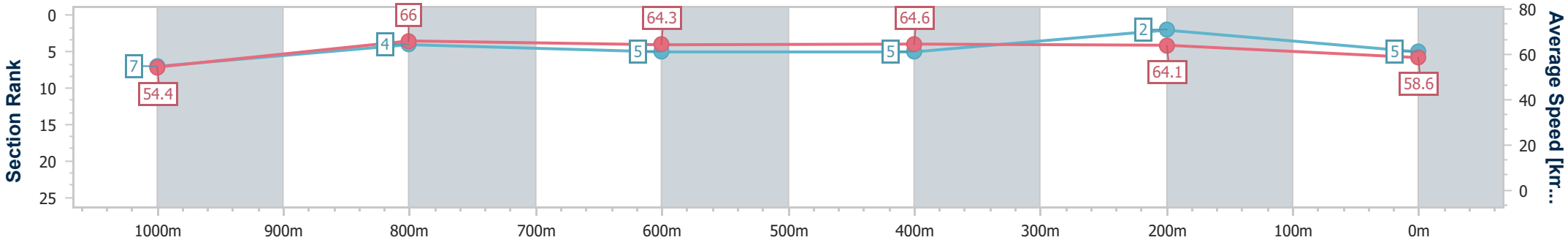

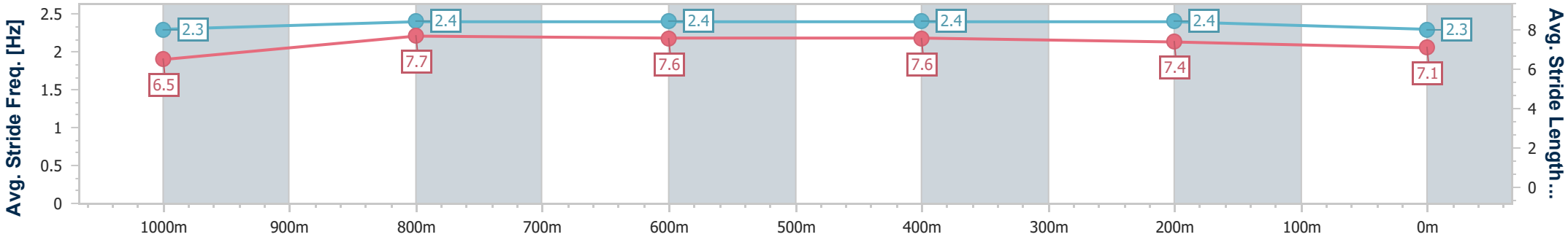

[ ]	Ranking at each section and finish
-:--.--	No data available at this section
NA	No data available

data processed by TRIPLESDATA

Horse/Jockey Name	Master Showman
Final Rank	6
Fastest Section Time (Section)	0:11.24 (1000m)
Top Speed [km/h] (Section)	67.7 (1000m)
Race State	Finished

TAB

Eagle Farm QLD Professional

Race 10: EVA AIR BENCHMARK 85 Handicap - 1200m

19 April 2025 - 16:28

Track Rating: Good 4, Weather: Fine, Rail Position: +3m Entire

BRISBANE RACING CLUB

Section	Overall	1000m	800m	600m	400m	200m
Section Times	1:10.98 [6] (0:12.98)	0:58.00 [3] (0:11.24)	0:46.76 [2] (0:11.54)	0:35.22 [3] (0:11.59)	0:23.63 [3] (0:11.42)	0:12.21 [4] (0:12.21)
Average Speed [km/h]	55.7	65.8	63.5	62.9	63.0	59.0
Top Speed [km/h]	67.5	67.7	65.1	65.3	65.3	63.2
Avg. Dist. to Rail [m]	8.5	5.2	3.4	2.8	4.5	3.5
Avg. Stride Freq. [Hz]	2.3	2.4	2.3	2.3	2.4	2.3
Avg. Stride Length [m]	6.9	7.7	7.6	7.5	7.3	7.0

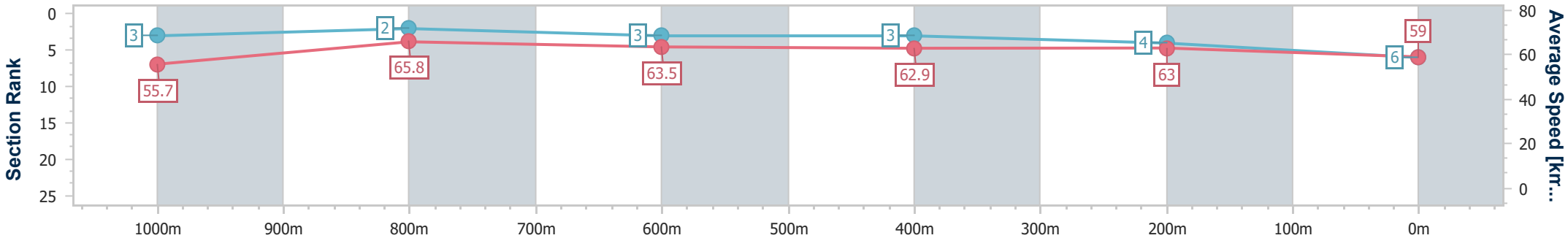

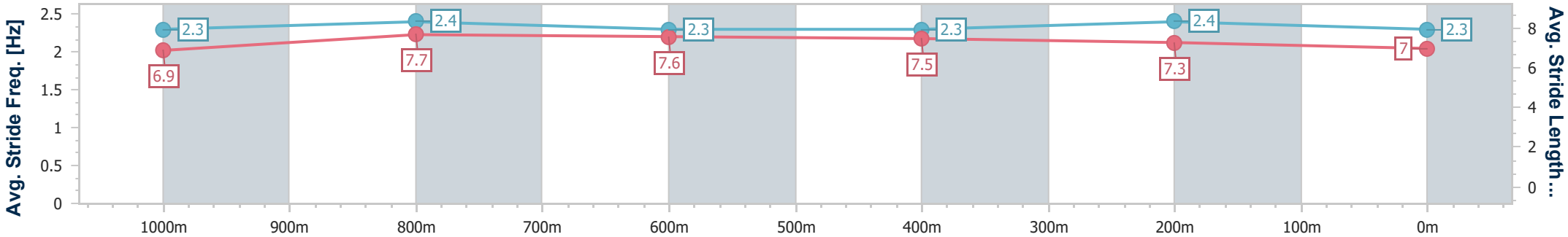

[ ]	Ranking at each section and finish
-:--.--	No data available at this section
NA	No data available

data processed by TRIPLESDATA

Horse/Jockey Name	Torabella
Final Rank	7
Fastest Section Time (Section)	0:11.42 (800m)
Top Speed [km/h] (Section)	67.7 (Overall)
Race State	Finished

TAB

Eagle Farm QLD Professional

Race 10: EVA AIR BENCHMARK 85 Handicap - 1200m

19 April 2025 - 16:28

Track Rating: Good 4, Weather: Fine, Rail Position: +3m Entire

BRISBANE RACING CLUB

Section	Overall	1000m	800m	600m	400m	200m
Section Times	1:11.10 [7] (0:12.94)	0:58.16 [2] (0:11.50)	0:46.66 [5] (0:11.42)	0:35.24 [4] (0:11.50)	0:23.74 [4] (0:11.45)	0:12.29 [6] (0:12.29)
Average Speed [km/h]	55.7	65.1	64.6	63.9	62.9	58.7
Top Speed [km/h]	67.7	66.9	65.3	65.2	65.0	60.7
Avg. Dist. to Rail [m]	10.5	7.3	5.0	4.5	9.2	8.2
Avg. Stride Freq. [Hz]	2.3	2.4	2.4	2.4	2.4	2.3
Avg. Stride Length [m]	6.6	7.5	7.6	7.5	7.3	7.2

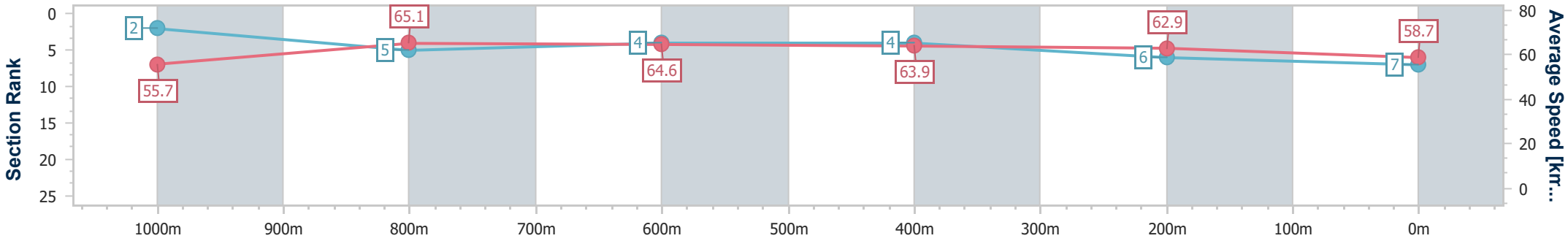

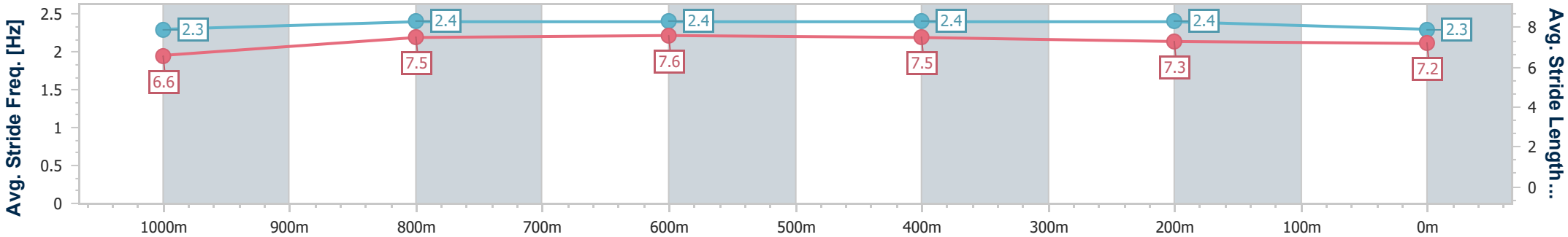

[ ]	Ranking at each section and finish
-:--.--	No data available at this section
NA	No data available

data processed by TRIPLESDATA

Horse/Jockey Name	He's Heaven
Final Rank	8
Fastest Section Time (Section)	0:11.27 (1000m)
Top Speed [km/h] (Section)	66.2 (Overall)
Race State	Finished

TAB

Eagle Farm QLD Professional

Race 10: EVA AIR BENCHMARK 85 Handicap - 1200m

19 April 2025 - 16:28

Track Rating: Good 4, Weather: Fine, Rail Position: +3m Entire

BRISBANE RACING CLUB

Section	Overall	1000m	800m	600m	400m	200m
Section Times	1:11.16 [8] (0:13.26)	0:57.90 [8] (0:11.27)	0:46.63 [6] (0:11.41)	0:35.22 [6] (0:11.63)	0:23.59 [7] (0:11.30)	0:12.29 [8] (0:12.29)
Average Speed [km/h]	54.5	64.9	64.2	63.0	63.7	58.7
Top Speed [km/h]	66.2	66.2	64.8	63.9	65.0	61.4
Avg. Dist. to Rail [m]	3.2	3.6	3.1	3.7	7.4	5.3
Avg. Stride Freq. [Hz]	2.3	2.4	2.4	2.4	2.4	2.3
Avg. Stride Length [m]	6.5	7.3	7.5	7.4	7.3	7.0

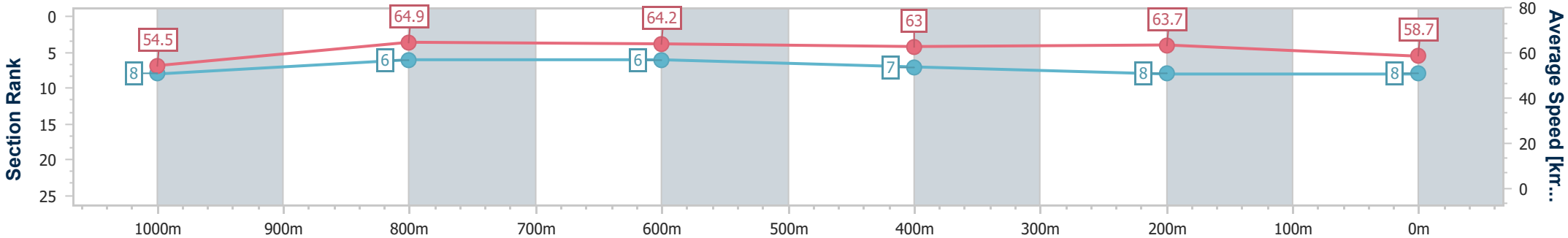

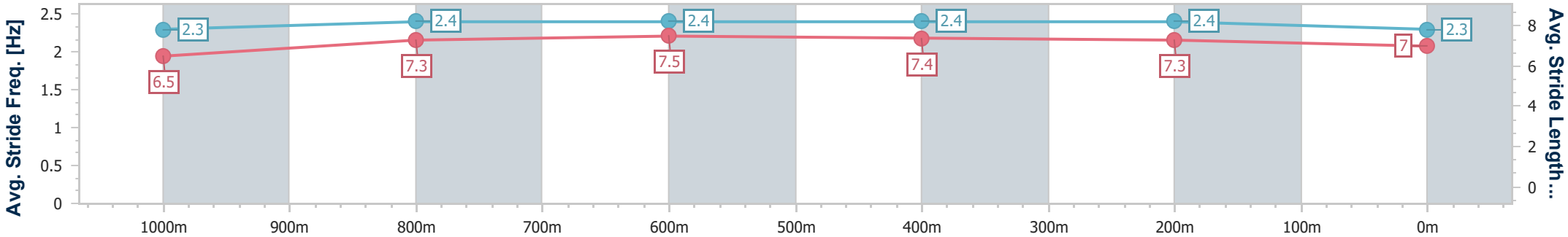

[ ]	Ranking at each section and finish
-:--.--	No data available at this section
NA	No data available

data processed by TRIPLESDATA

Horse/Jockey Name	Mintaka Lad
Final Rank	9
Fastest Section Time (Section)	0:11.11 (400m)
Top Speed [km/h] (Section)	67.7 (800m)
Race State	Finished

TAB

Eagle Farm QLD Professional

Race 10: EVA AIR BENCHMARK 85 Handicap - 1200m

19 April 2025 - 16:28

Track Rating: Good 4, Weather: Fine, Rail Position: +3m Entire

BRISBANE RACING CLUB

Section	Overall	1000m	800m	600m	400m	200m
Section Times	1:11.25 [9] (0:13.58)	0:57.67 [14] (0:11.66)	0:46.01 [16] (0:11.20)	0:34.81 [15] (0:11.42)	0:23.39 [13] (0:11.11)	0:12.28 [10] (0:12.28)
Average Speed [km/h]	53.2	64.5	66.7	65.7	65.0	58.5
Top Speed [km/h]	63.8	66.4	67.7	66.5	67.4	61.5
Avg. Dist. to Rail [m]	16.0	8.4	7.6	8.9	15.2	14.3
Avg. Stride Freq. [Hz]	2.3	2.4	2.4	2.4	2.4	2.3
Avg. Stride Length [m]	6.5	7.6	7.8	7.6	7.4	6.9

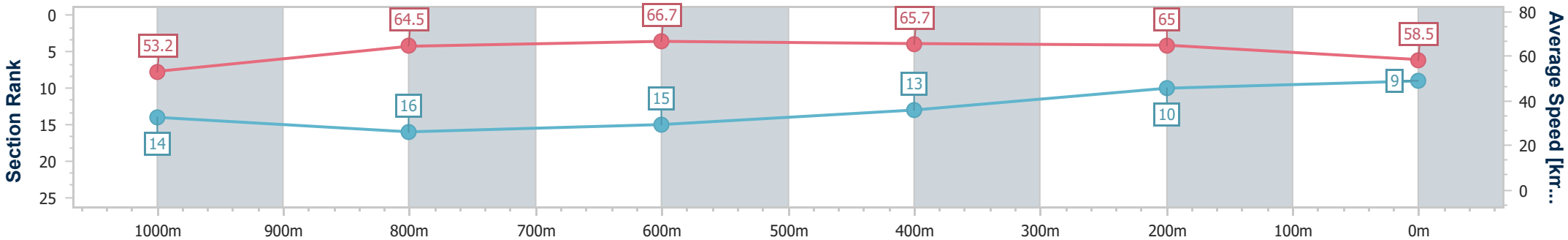

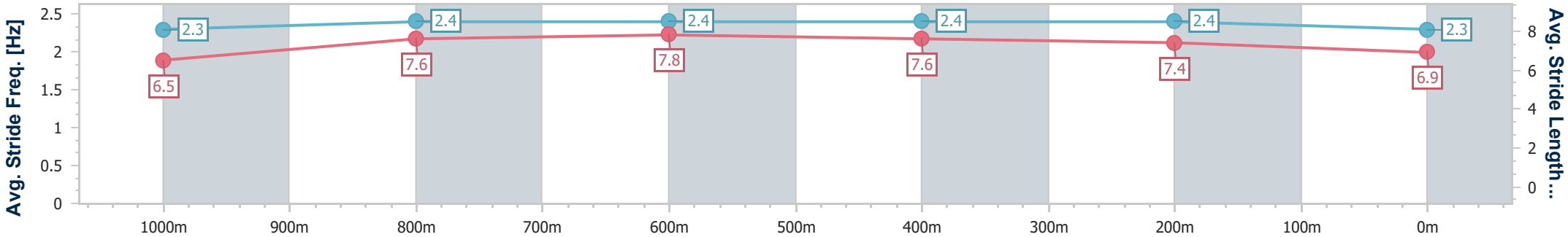

[ ]	Ranking at each section and finish
-:--.--	No data available at this section
NA	No data available

data processed by TRIPLESDATA

Horse/Jockey Name	Living Free
Final Rank	10
Fastest Section Time (Section)	0:10.98 (400m)
Top Speed [km/h] (Section)	67.3 (400m)
Race State	Finished

TAB

Eagle Farm QLD Professional

Race 10: EVA AIR BENCHMARK 85 Handicap - 1200m

19 April 2025 - 16:28

Track Rating: Good 4, Weather: Fine, Rail Position: +3m Entire

BRISBANE RACING CLUB

Section	Overall	1000m	800m	600m	400m	200m
Section Times	1:11.25 [10] (0:13.72)	0:57.53 [16] (0:11.41)	0:46.12 [15] (0:11.45)	0:34.67 [16] (0:11.65)	0:23.02 [16] (0:10.98)	0:12.04 [14] (0:12.04)
Average Speed [km/h]	52.7	64.6	63.9	63.0	65.7	59.6
Top Speed [km/h]	63.6	66.7	65.3	66.1	67.3	63.0
Avg. Dist. to Rail [m]	11.9	4.8	3.0	4.0	7.4	4.0
Avg. Stride Freq. [Hz]	2.2	2.4	2.4	2.4	2.4	2.3
Avg. Stride Length [m]	6.5	7.5	7.5	7.4	7.5	7.2

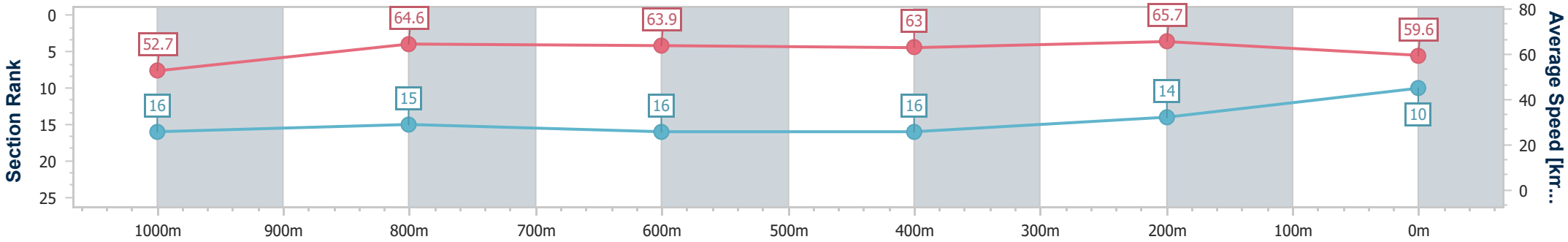

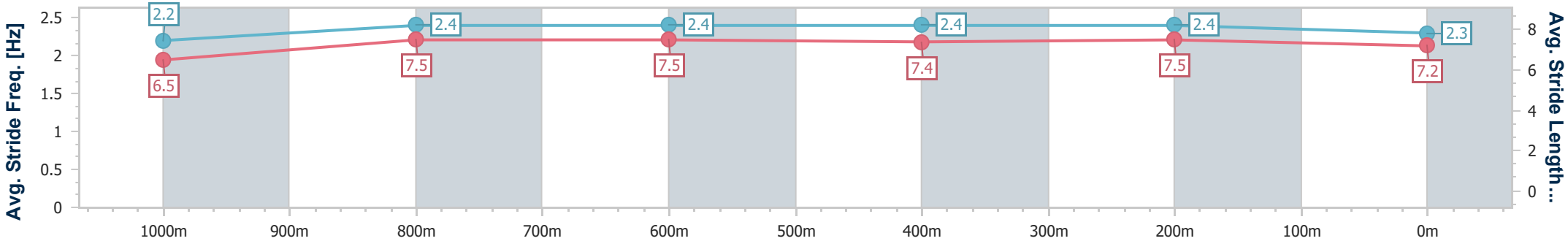

[ ]	Ranking at each section and finish
-:--.--	No data available at this section
NA	No data available

data processed by TRIPLESDATA

Horse/Jockey Name	Flash Aah
Final Rank	11
Fastest Section Time (Section)	0:11.32 (1000m)
Top Speed [km/h] (Section)	66.7 (1000m)
Race State	Finished

TAB

Eagle Farm QLD Professional

Race 10: EVA AIR BENCHMARK 85 Handicap - 1200m

19 April 2025 - 16:28

Track Rating: Good 4, Weather: Fine, Rail Position: +3m Entire

BRISBANE RACING CLUB

Section	Overall	1000m	800m	600m	400m	200m
Section Times	1:11.30 [11] (0:13.40)	0:57.90 [10] (0:11.32)	0:46.58 [8] (0:11.46)	0:35.12 [8] (0:11.63)	0:23.49 [10] (0:11.32)	0:12.17 [12] (0:12.17)
Average Speed [km/h]	53.9	65.9	64.5	64.0	63.6	59.1
Top Speed [km/h]	65.8	66.7	65.2	64.7	65.3	61.3
Avg. Dist. to Rail [m]	6.7	6.6	6.0	6.4	12.3	14.5
Avg. Stride Freq. [Hz]	2.2	2.3	2.3	2.3	2.3	2.2
Avg. Stride Length [m]	6.5	7.6	7.7	7.6	7.5	7.4

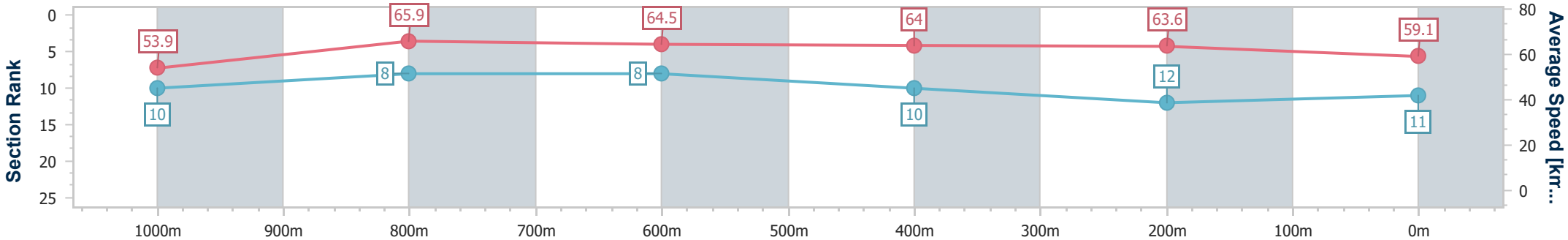

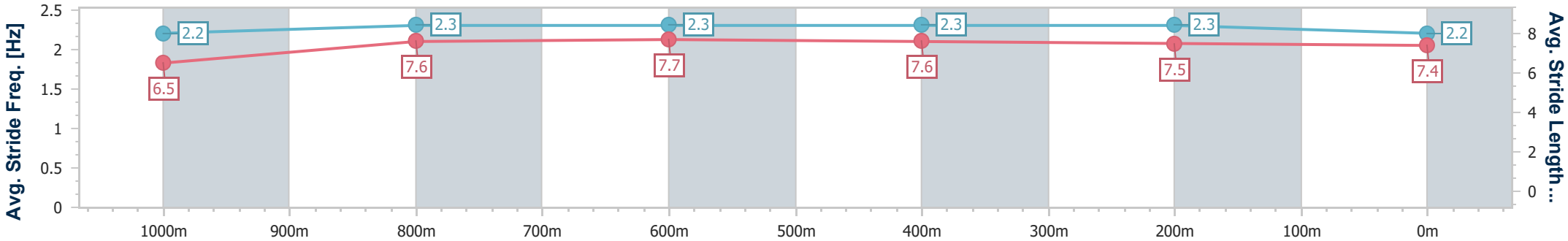

[ ]	Ranking at each section and finish
-:--.--	No data available at this section
NA	No data available

data processed by TRIPLESDATA

Horse/Jockey Name	Dalavin
Final Rank	12
Fastest Section Time (Section)	0:11.23 (1000m)
Top Speed [km/h] (Section)	67.2 (Overall)
Race State	Finished

TAB

Eagle Farm QLD Professional

Race 10: EVA AIR BENCHMARK 85 Handicap - 1200m

19 April 2025 - 16:28

Track Rating: Good 4, Weather: Fine, Rail Position: +3m Entire

BRISBANE RACING CLUB

Section	Overall	1000m	800m	600m	400m	200m
Section Times	1:11.36 [12] (0:13.00)	0:58.36 [4] (0:11.23)	0:47.13 [3] (0:11.43)	0:35.70 [2] (0:11.59)	0:24.11 [2] (0:11.53)	0:12.58 [5] (0:12.58)
Average Speed [km/h]	55.4	66.1	64.0	63.4	62.6	57.1
Top Speed [km/h]	67.2	67.1	65.5	64.3	64.5	59.9
Avg. Dist. to Rail [m]	8.6	5.3	3.9	4.3	6.7	5.8
Avg. Stride Freq. [Hz]	2.3	2.5	2.4	2.4	2.4	2.3
Avg. Stride Length [m]	6.8	7.5	7.5	7.5	7.3	7.0

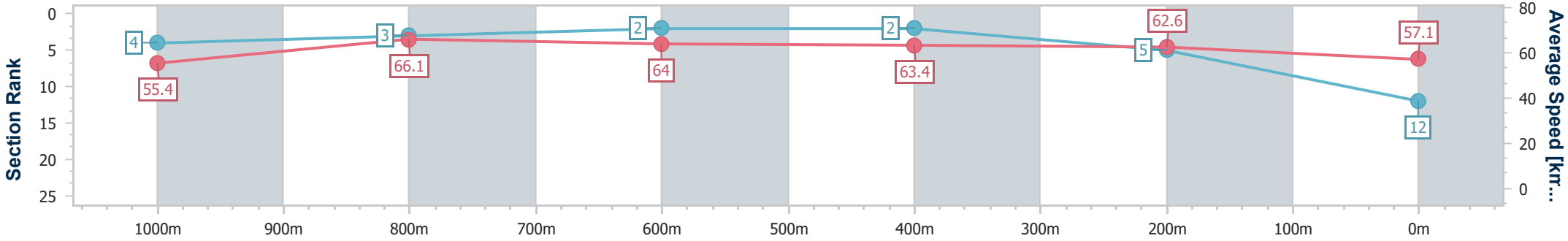

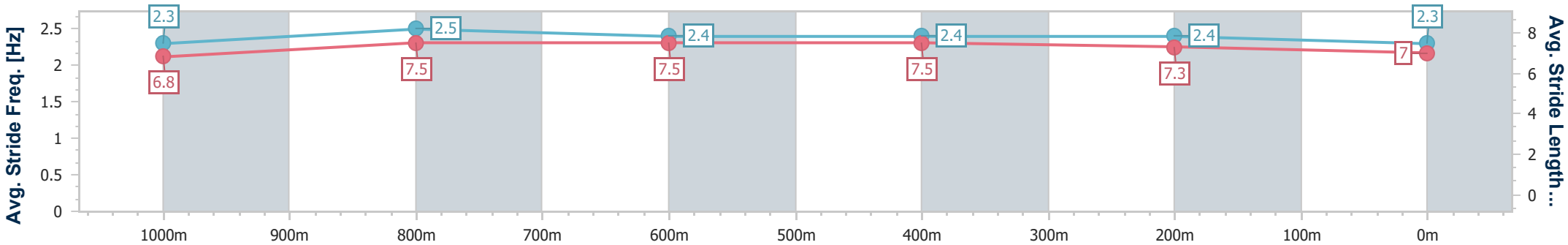

[ ]	Ranking at each section and finish
-:--.--	No data available at this section
NA	No data available

data processed by TRIPLESDATA

Horse/Jockey Name	Mahbaby
Final Rank	13
Fastest Section Time (Section)	0:11.30 (400m)
Top Speed [km/h] (Section)	66.3 (1000m)
Race State	Finished

TAB

Eagle Farm QLD Professional

Race 10: EVA AIR BENCHMARK 85 Handicap - 1200m

19 April 2025 - 16:28

Track Rating: Good 4, Weather: Fine, Rail Position: +3m Entire

BRISBANE RACING CLUB

Section	Overall	1000m	800m	600m	400m	200m
Section Times	1:11.39 [13] (0:13.41)	0:57.98 [11] (0:11.49)	0:46.49 [11] (0:11.46)	0:35.03 [12] (0:11.47)	0:23.56 [12] (0:11.30)	0:12.26 [13] (0:12.26)
Average Speed [km/h]	53.8	64.9	64.4	64.2	63.6	58.7
Top Speed [km/h]	65.1	66.3	65.2	65.1	65.2	61.5
Avg. Dist. to Rail [m]	9.3	6.9	5.0	4.7	10.4	11.4
Avg. Stride Freq. [Hz]	2.4	2.6	2.5	2.5	2.5	2.4
Avg. Stride Length [m]	6.4	7.0	7.1	7.0	7.0	6.7

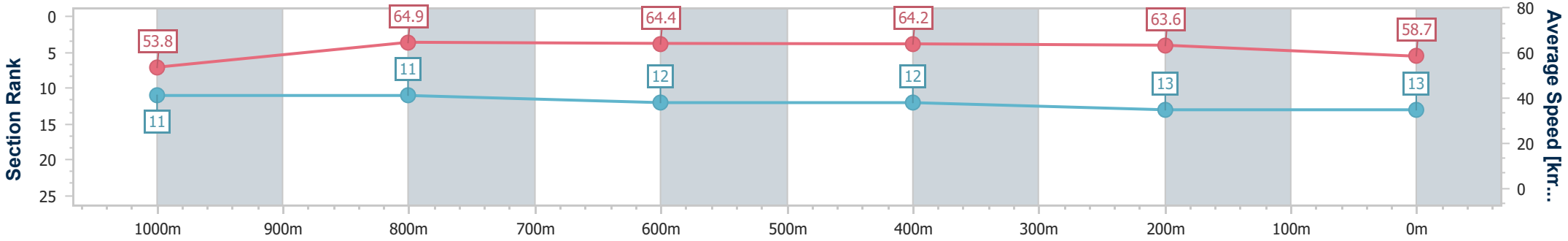

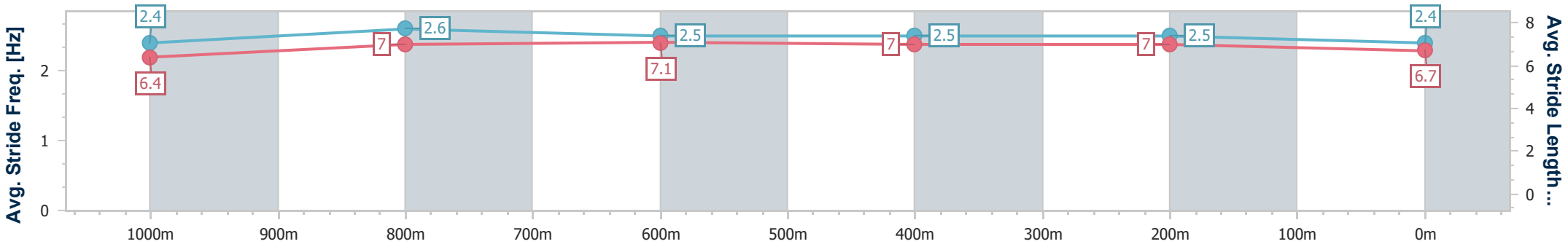

[ ]	Ranking at each section and finish
-:--.--	No data available at this section
NA	No data available

data processed by TRIPLESDATA

Horse/Jockey Name	Noah 'N' A Deel
Final Rank	14
Fastest Section Time (Section)	0:11.34 (400m)
Top Speed [km/h] (Section)	66.2 (1000m)
Race State	Finished

Eagle Farm QLD Professional

Race 10: EVA AIR BENCHMARK 85 Handicap - 1200m

19 April 2025 - 16:28

Track Rating: Good 4, Weather: Fine, Rail Position: +3m Entire

BRISBANE RACING CLUB

Section	Overall	1000m	800m	600m	400m	200m
Section Times	1:11.66 [14] (0:13.63)	0:58.03 [15] (0:11.37)	0:46.66 [14] (0:11.43)	0:35.23 [14] (0:11.48)	0:23.75 [15] (0:11.34)	0:12.41 [15] (0:12.41)
Average Speed [km/h]	53.0	65.4	64.5	64.0	63.6	58.0
Top Speed [km/h]	63.9	66.2	65.7	65.4	65.6	61.1
Avg. Dist. to Rail [m]	13.0	6.3	4.8	5.0	9.7	11.2
Avg. Stride Freq. [Hz]	2.3	2.4	2.3	2.4	2.3	2.2
Avg. Stride Length [m]	6.5	7.4	7.7	7.5	7.4	7.2

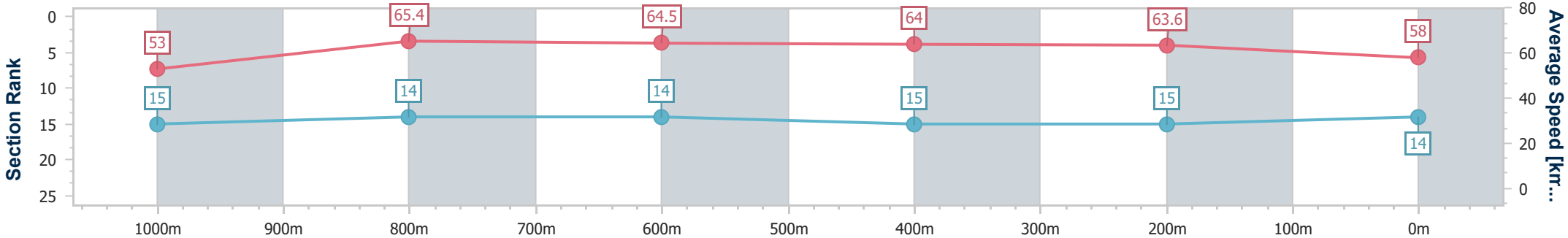

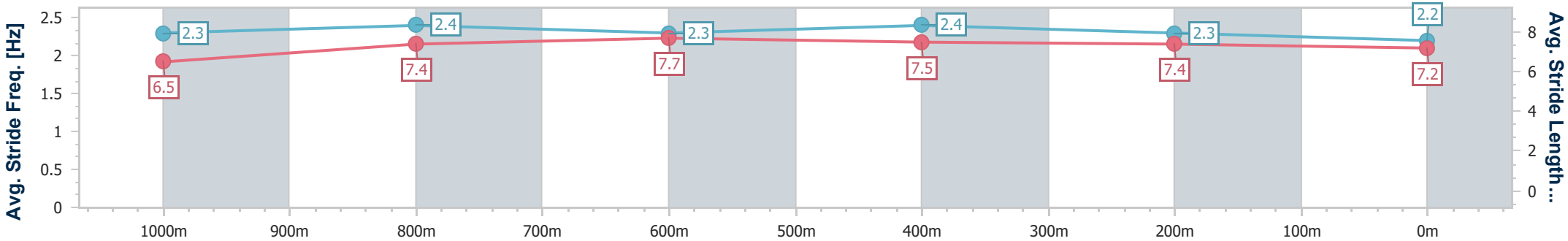

[ ]	Ranking at each section and finish
-:--.--	No data available at this section
NA	No data available

data processed by TRIPLESDATA

Horse/Jockey Name	My Snow Queen
Final Rank	15
Fastest Section Time (Section)	0:11.32 (800m)
Top Speed [km/h] (Section)	66.1 (800m)
Race State	Finished

TAB

Eagle Farm QLD Professional

Race 10: EVA AIR BENCHMARK 85 Handicap - 1200m

19 April 2025 - 16:28

Track Rating: Good 4, Weather: Fine, Rail Position: +3m Entire

BRISBANE RACING CLUB

Section	Overall	1000m	800m	600m	400m	200m
Section Times	1:11.78 [15] (0:13.28)	0:58.50 [9] (0:11.64)	0:46.86 [12] (0:11.32)	0:35.54 [10] (0:11.44)	0:24.10 [8] (0:11.35)	0:12.75 [11] (0:12.75)
Average Speed [km/h]	54.4	64.9	65.5	64.8	63.5	56.4
Top Speed [km/h]	63.7	66.0	66.1	65.3	65.3	61.1
Avg. Dist. to Rail [m]	12.8	9.3	7.1	5.9	10.9	10.9
Avg. Stride Freq. [Hz]	2.4	2.5	2.5	2.5	2.5	2.3
Avg. Stride Length [m]	6.2	7.0	7.0	7.2	7.1	6.7

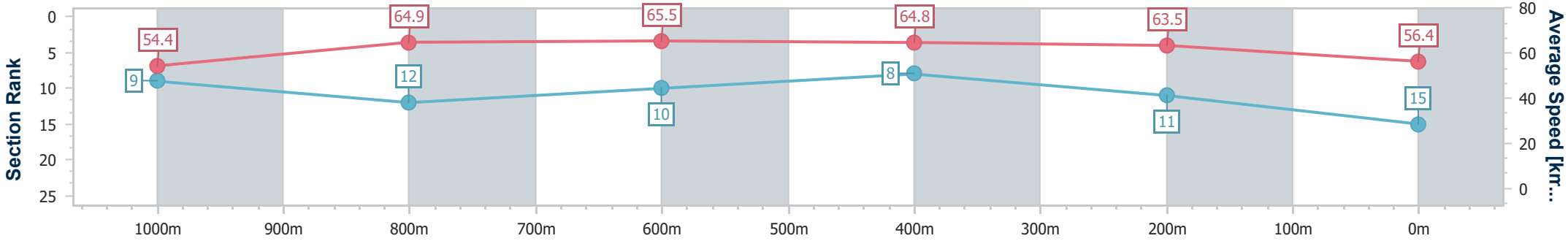

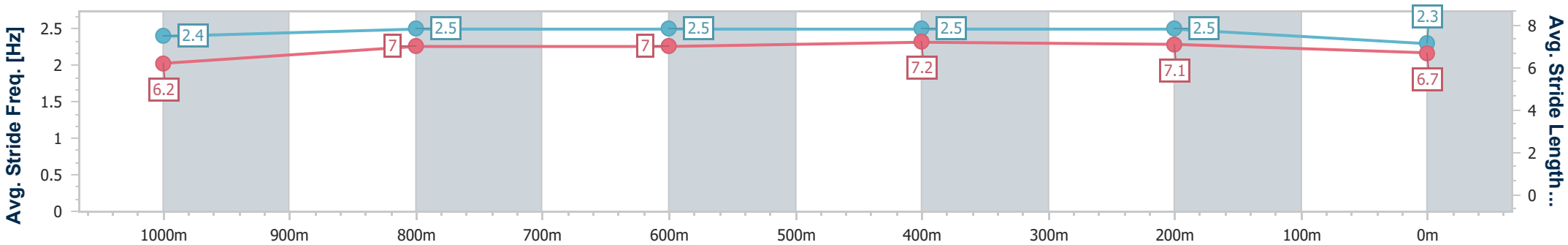

[ ]	Ranking at each section and finish
-:--.--	No data available at this section
NA	No data available

data processed by TRIPLESDATA

Horse/Jockey Name	Blakmax
Final Rank	16
Fastest Section Time (Section)	0:11.30 (1000m)
Top Speed [km/h] (Section)	67.1 (Overall)
Race State	Finished

TAB

Eagle Farm QLD Professional

Race 10: EVA AIR BENCHMARK 85 Handicap - 1200m

19 April 2025 - 16:28

Track Rating: Good 4, Weather: Fine, Rail Position: +3m Entire

BRISBANE RACING CLUB

Section	Overall	1000m	800m	600m	400m	200m
Section Times	1:11.92 [16] (0:13.42)	0:58.50 [12] (0:11.30)	0:47.20 [8] (0:11.56)	0:35.64 [11] (0:11.61)	0:24.03 [14] (0:11.46)	0:12.57 [16] (0:12.57)
Average Speed [km/h]	53.7	65.4	63.4	63.3	62.8	57.2
Top Speed [km/h]	67.1	66.2	64.3	64.1	64.3	61.4
Avg. Dist. to Rail [m]	6.1	4.9	3.8	3.5	5.9	5.6
Avg. Stride Freq. [Hz]	2.3	2.4	2.4	2.4	2.4	2.3
Avg. Stride Length [m]	6.4	7.5	7.4	7.4	7.3	7.0

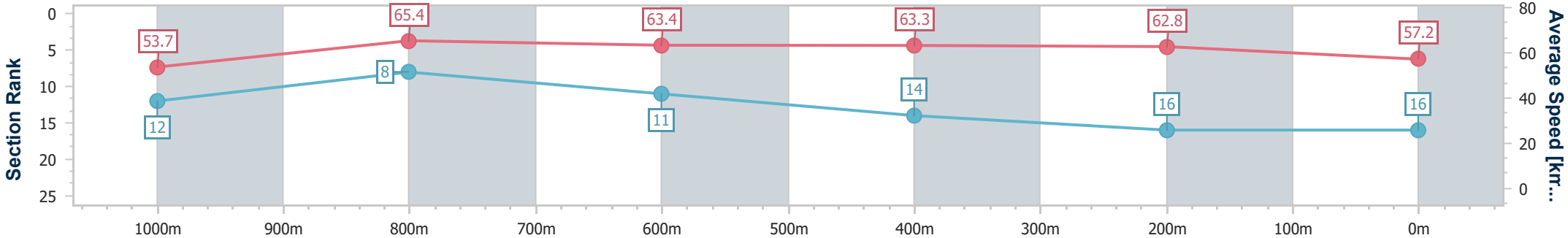

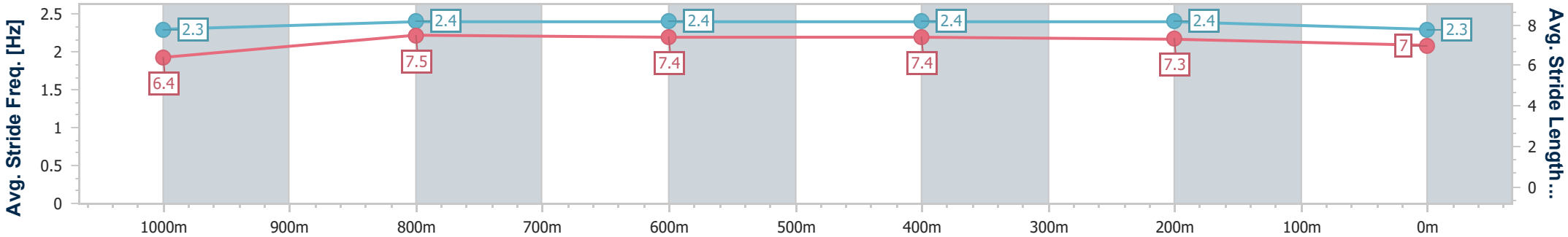

[ ]	Ranking at each section and finish
-:--.--	No data available at this section
NA	No data available

data processed by TRIPLESDATA