



Doomben QLD Professional

Race 1: BECOME A BRC MEMBER Maiden Plate - 2060m

23 April 2025 - 12:35



BRISBANE
RACING CLUB

Track Rating: Soft 6, Weather: Fine, Rail Position: +10m Entire

Section						Overall	1800m	1600m	1400m	1200m	1000m	800m	Last 600m	
Field Times						2:08.36 (0:17.37)	1:50.99 (0:11.55)	1:39.44 (0:11.81)	1:27.63 (0:12.11)	1:15.52 (0:12.43)	1:03.09 (0:12.66)	0:50.43 (0:12.68)	0:37.75	
Rank	TAB	Horse/Jockey	Barrier	Top Speed [km/h]	Fastest Section									Distance Travelled [m]
1	5	VERMILION KIRIN	8	63.5	0:11.74	2:08.36 [1]	1:50.82 [2]	1:39.08 [4]	1:27.19 [4]	1:14.99 [4]	1:02.66 [4]	0:50.00 [4]	0:37.39	
		Georgina Cartwright		Overall	1800m	(0:17.54)	(0:11.74)	(0:11.89)	(0:12.20)	(0:12.33)	(0:12.66)	(0:12.61)		
2	10	CONVO	10	60.8	0:11.75	2:08.92 [2]	1:50.32 [11]	1:38.25 [11]	1:26.50 [11]	1:14.48 [11]	1:02.28 [11]	0:49.57 [11]	0:37.41 -3	
		Angela Jones		1600m	1600m	(0:18.60)	(0:12.07)	(0:11.75)	(0:12.02)	(0:12.20)	(0:12.71)	(0:12.16)		
3	2	FIRE AND LIGHT	4	62.9	0:11.67	2:09.20 [3]	1:51.25 [7]	1:39.58 [7]	1:27.71 [6]	1:15.61 [5]	1:03.36 [5]	0:50.70 [5]	0:38.08 -2	
		Cejay Graham		Overall	1800m	(0:17.95)	(0:11.67)	(0:11.87)	(0:12.10)	(0:12.25)	(0:12.66)	(0:12.62)		
4	4	OUT OF LUCK	6	63.0	0:11.80	2:09.48 [4]	1:51.26 [8]	1:39.30 [10]	1:27.50 [10]	1:15.35 [10]	1:03.20 [10]	0:50.41 [10]	0:38.00 +6	
		Justin Huxtable		1600m	1600m	(0:18.22)	(0:11.96)	(0:11.80)	(0:12.15)	(0:12.15)	(0:12.79)	(0:12.41)		
5	8	STATE OF AFFAIRS	5	61.6	0:11.75	2:09.65 [5]	1:51.41 [9]	1:39.65 [8]	1:27.90 [8]	1:15.84 [8]	1:03.49 [9]	0:50.83 [8]	0:38.44 +0	
		Kyle Wilson-Taylor		1600m	1600m	(0:18.24)	(0:11.76)	(0:11.75)	(0:12.06)	(0:12.35)	(0:12.66)	(0:12.39)		
6	13	FLAMING GENESIS	2	64.1	0:11.53	2:10.22 [6]	1:52.49 [4]	1:40.96 [3]	1:29.11 [3]	1:17.01 [3]	1:04.67 [3]	0:51.99 [3]	0:39.33 -2	
		Nozi Tomizawa		1800m	1800m	(0:17.73)	(0:11.53)	(0:11.85)	(0:12.10)	(0:12.34)	(0:12.68)	(0:12.66)		
7	15	CUBANS CROWN	12	64.4	0:11.54	2:10.76 [7]	1:53.21 [3]	1:41.67 [2]	1:29.82 [2]	1:17.74 [2]	1:05.42 [2]	0:52.79 [2]	0:40.10 -2	
		Emily Lang		Overall	1800m	(0:17.55)	(0:11.54)	(0:11.85)	(0:12.08)	(0:12.32)	(0:12.63)	(0:12.69)		
8	14	MARGOT'S STAR	7	63.5	0:11.66	2:10.80 [8]	1:52.36 [10]	1:40.70 [9]	1:28.90 [9]	1:16.94 [9]	1:04.64 [8]	0:51.86 [9]	0:39.48 -4	
		Taylor Marshall		Overall	1800m	(0:18.44)	(0:11.66)	(0:11.80)	(0:11.96)	(0:12.30)	(0:12.78)	(0:12.38)		
9	7	RIGHTZEDFRED	3	62.3	0:11.85	2:11.61 [9]	1:53.84 [5]	1:41.99 [6]	1:30.04 [7]	1:17.96 [7]	1:05.71 [7]	0:53.08 [6]	0:40.56 -2	
		Bailey Wheeler		Overall	1800m	(0:17.77)	(0:11.85)	(0:11.95)	(0:12.08)	(0:12.25)	(0:12.63)	(0:12.52)		
10	1	CROC FIGHT	1	64.9	0:11.55	2:11.65 [10]	1:54.28 [1]	1:42.73 [1]	1:30.92 [1]	1:18.81 [1]	1:06.38 [1]	0:53.72 [1]	0:41.04 -5	
		Cody Collis		Overall	1800m	(0:17.37)	(0:11.55)	(0:11.81)	(0:12.11)	(0:12.43)	(0:12.66)	(0:12.68)		

Scratched: O'caldino (#3), Forever Fortune (#6), Mad Ana (#12), Brave Hoshi (#16)

Report Created: Wed 23 April 2025 13:19 GMT+10 (Note: Timing is based on position data)

Page 1/16

[] Ranking at each section and finish
-:-:- No data available at this section
NA No data available

SCN Saddle cloth number
DNF Did not finish
DNT Did not track

data processed by  TRIPLESDATA



Doomben QLD Professional

Race 1: BECOME A BRC MEMBER Maiden Plate - 2060m

23 April 2025 - 12:35



BRISBANE
RACING CLUB

Track Rating: Soft 6, Weather: Fine, Rail Position: +10m Entire

Section					Overall	1800m	1600m	1400m	1200m	1000m	800m	Last 600m		
Field Times					2:08.36 (0:17.37)	1:50.99 (0:11.55)	1:39.44 (0:11.81)	1:27.63 (0:12.11)	1:15.52 (0:12.43)	1:03.09 (0:12.66)	0:50.43 (0:12.68)	0:37.75		
Rank	TAB	Horse/Jockey	Barrier	Top Speed [km/h]	Fastest Section								Distance Travelled [m]	
11	9	BOLERO	11	61.5	0:11.76	2:11.81 [11]	1:53.03 [12]	1:41.11 [12]	1:29.35 [12]	1:17.27 [12]	1:04.94 [12]	0:51.99 [12]	0:39.31	-5
		Paul Hamblin		Overall	1600m	(0:18.78)	(0:11.92)	(0:11.76)	(0:12.08)	(0:12.33)	(0:12.95)	(0:12.68)		
12	11	IN SOCIETY	9	64.0	0:11.61	2:12.28 [12]	1:54.36 [6]	1:42.75 [5]	1:30.87 [5]	1:18.69 [6]	1:06.40 [6]	0:53.75 [7]	0:41.19	+5
		Martin Harley		Overall	1800m	(0:17.92)	(0:11.61)	(0:11.88)	(0:12.18)	(0:12.29)	(0:12.65)	(0:12.56)		

Scratched: O'caldino (#3), Forever Fortune (#6), Mad Ana (#12), Brave Hoshi (#16)



Doomben QLD Professional

Race 1: BECOME A BRC MEMBER Maiden Plate - 2060m

23 April 2025 - 12:35



BRISBANE
RACING CLUB

Track Rating: Soft 6, Weather: Fine, Rail Position: +10m Entire

Section		Field Times			600m	400m	200m	Last 600m		
					0:37.75 (0:12.86)	0:24.89 (0:12.08)	0:12.81 (0:12.81)	0:37.75		
Rank	TAB	Horse/Jockey	Barrier	Top Speed [km/h]	Fastest Section	Margin			Distance Travelled [m]	
1	5	VERMILION KIRIN	8	63.5	0:11.74	0:37.39 [4]	0:24.89 [1]	0:12.81 [1]	2:08.36	0:37.39
		Georgina Cartwright		Overall	1800m	(0:12.50)	(0:12.08)	(0:12.81)		
2	10	CONVO	10	60.8	0:11.75	0:37.41 [11]	0:24.86 [9]	0:12.40 [5]	3.34L	0:37.41 -3
		Angela Jones		1600m	1600m	(0:12.55)	(0:12.46)	(0:12.40)		
3	2	FIRE AND LIGHT	4	62.9	0:11.67	0:38.08 [7]	0:25.51 [5]	0:12.99 [3]	4.97L	0:38.08 -2
		Cejay Graham		Overall	1800m	(0:12.57)	(0:12.52)	(0:12.99)		
4	4	OUT OF LUCK	6	63.0	0:11.80	0:38.00 [10]	0:25.47 [8]	0:13.38 [2]	6.61L	0:38.00 +6
		Justin Huxtable		1600m	1600m	(0:12.53)	(0:12.09)	(0:13.38)		
5	8	STATE OF AFFAIRS	5	61.6	0:11.75	0:38.44 [8]	0:25.95 [6]	0:13.38 [4]	7.59L	0:38.44 +0
		Kyle Wilson-Taylor		1600m	1600m	(0:12.49)	(0:12.57)	(0:13.38)		
6	13	FLAMING GENESIS	2	64.1	0:11.53	0:39.33 [3]	0:26.53 [4]	0:13.56 [7]	10.94L	0:39.33 -2
		Nozi Tomizawa		1800m	1800m	(0:12.80)	(0:12.97)	(0:13.56)		
7	15	CUBANS CROWN	12	64.4	0:11.54	0:40.10 [2]	0:27.20 [3]	0:14.16 [6]	14.13L	0:40.10 -2
		Emily Lang		Overall	1800m	(0:12.90)	(0:13.04)	(0:14.16)		
8	14	MARGOT'S STAR	7	63.5	0:11.66	0:39.48 [9]	0:26.90 [7]	0:13.87 [9]	14.37L	0:39.48 -4
		Taylor Marshall		Overall	1800m	(0:12.58)	(0:13.03)	(0:13.87)		
9	7	RIGHTZEDFRED	3	62.3	0:11.85	0:40.56 [5]	0:27.46 [11]	0:14.24 [10]	19.16L	0:40.56 -2
		Bailey Wheeler		Overall	1800m	(0:13.10)	(0:13.22)	(0:14.24)		
10	1	CROC FIGHT	1	64.9	0:11.55	0:41.04 [1]	0:28.11 [2]	0:14.77 [8]	19.37L	0:41.04 -5
		Cody Collis		Overall	1800m	(0:12.93)	(0:13.34)	(0:14.77)		

Scratched: O'caldino (#3), Forever Fortune (#6), Mad Ana (#12), Brave Hoshi (#16)

Report Created: Wed 23 April 2025 13:19 GMT+10 (Note: Timing is based on position data)

Page 3/16

[] Ranking at each section and finish
-:-:- No data available at this section
NA No data available

SCN Saddle cloth number
DNF Did not finish
DNT Did not track

data processed by  TRIPLESDATA



Doomben QLD Professional
Race 1: BECOME A BRC MEMBER Maiden Plate - 2060m
23 April 2025 - 12:35



Track Rating: Soft 6, Weather: Fine, Rail Position: +10m Entire

Section					600m	400m	200m				Last 600m
Field Times					0:37.75 (0:12.86)	0:24.89 (0:12.08)	0:12.81 (0:12.81)				0:37.75
Rank	TAB	Horse/Jockey	Barrier	Top Speed [km/h]	Fastest Section				Margin		
11	9	BOLERO	11	61.5	0:11.76	0:39.31 [12]	0:26.58 [12]	0:13.77 [12]	20.33L	0:39.31	-5
		Paul Hamblin		Overall	1600m	(0:12.73)	(0:12.81)	(0:13.77)			
12	11	IN SOCIETY	9	64.0	0:11.61	0:41.19 [6]	0:28.13 [10]	0:14.73 [11]	23.08L	0:41.19	+5
		Martin Harley		Overall	1800m	(0:13.06)	(0:13.40)	(0:14.73)			

Scratched: O'caldino (#3), Forever Fortune (#6), Mad Ana (#12), Brave Hoshi (#16)



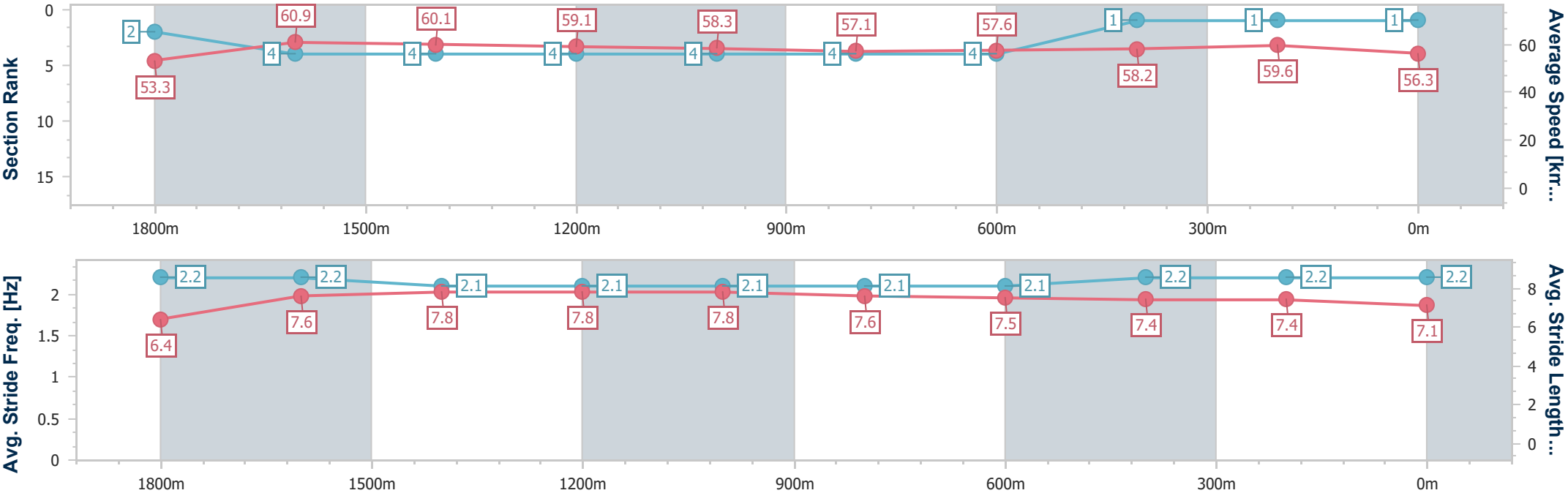
Horse/Jockey Name	Vermilion Kirin
Final Rank	1
Fastest Section Time (Section)	0:11.74 (1800m)
Top Speed [km/h] (Section)	63.5 (Overall)
Race State	Finished



Doomben QLD Professional
Race 1: BECOME A BRC MEMBER Maiden Plate - 2060m
23 April 2025 - 12:35
Track Rating: Soft 6, Weather: Fine, Rail Position: +10m Entire



Section	Overall	1800m	1600m	1400m	1200m	1000m	800m	600m	400m	200m			
Section Times	2:08.36 [1] (0:17.54)	1:50.82 [2] (0:11.74)	1:39.08 [4] (0:11.89)	1:27.19 [4] (0:12.20)	1:14.99 [4] (0:12.33)	1:02.66 [4] (0:12.66)	0:50.00 [4] (0:12.61)	0:37.39 [4] (0:12.50)	0:24.89 [1] (0:12.08)	0:12.81 [1] (0:12.81)			
Average Speed [km/h]	53.3	60.9	60.1	59.1	58.3	57.1	57.6	58.2	59.6	56.3			
Top Speed [km/h]	63.5	62.2	61.0	59.8	59.7	57.9	58.3	59.3	60.4	58.8			
Avg. Dist. to Rail [m]	4.8	1.4	1.5	0.6	1.9	1.5	1.4	1.7	1.1	0.3			
Avg. Stride Freq. [Hz]	2.2	2.2	2.1	2.1	2.1	2.1	2.1	2.2	2.2	2.2			
Avg. Stride Length [m]	6.4	7.6	7.8	7.8	7.8	7.6	7.5	7.4	7.4	7.1			



[] Ranking at each section and finish
- - - - No data available at this section
NA No data available



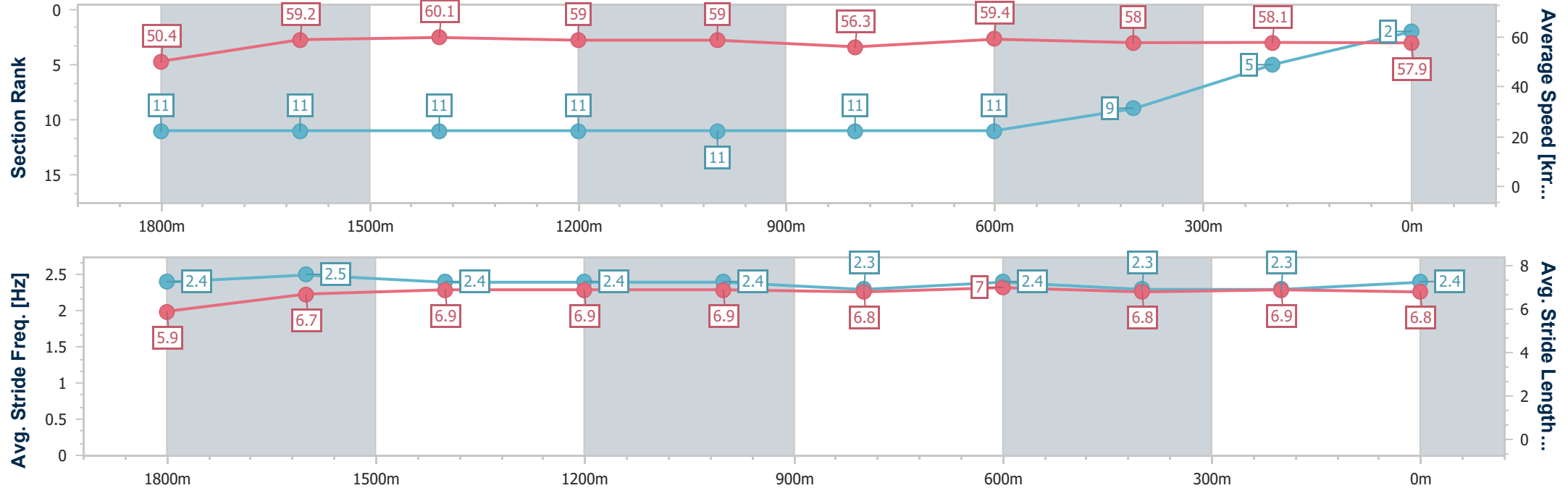
Horse/Jockey Name	Convo
Final Rank	2
Fastest Section Time (Section)	0:11.75 (1600m)
Top Speed [km/h] (Section)	60.8 (1600m)
Race State	Finished



Doomben QLD Professional
Race 1: BECOME A BRC MEMBER Maiden Plate - 2060m
23 April 2025 - 12:35
Track Rating: Soft 6, Weather: Fine, Rail Position: +10m Entire



Section	Overall	1800m	1600m	1400m	1200m	1000m	800m	600m	400m	200m			
Section Times	2:08.92 [2] (0:18.60)	1:50.32 [11] (0:12.07)	1:38.25 [11] (0:11.75)	1:26.50 [11] (0:12.02)	1:14.48 [11] (0:12.20)	1:02.28 [11] (0:12.71)	0:49.57 [11] (0:12.16)	0:37.41 [11] (0:12.55)	0:24.86 [9] (0:12.46)	0:12.40 [5] (0:12.40)			
Average Speed [km/h]	50.4	59.2	60.1	59.0	59.0	56.3	59.4	58.0	58.1	57.9			
Top Speed [km/h]	60.4	60.7	60.8	59.2	59.5	58.1	60.4	59.5	59.4	59.2			
Avg. Dist. to Rail [m]	5.5	1.8	3.7	3.2	2.5	1.9	0.9	2.2	3.7	4.6			
Avg. Stride Freq. [Hz]	2.4	2.5	2.4	2.4	2.4	2.3	2.4	2.3	2.3	2.4			
Avg. Stride Length [m]	5.9	6.7	6.9	6.9	6.9	6.8	7.0	6.8	6.9	6.8			





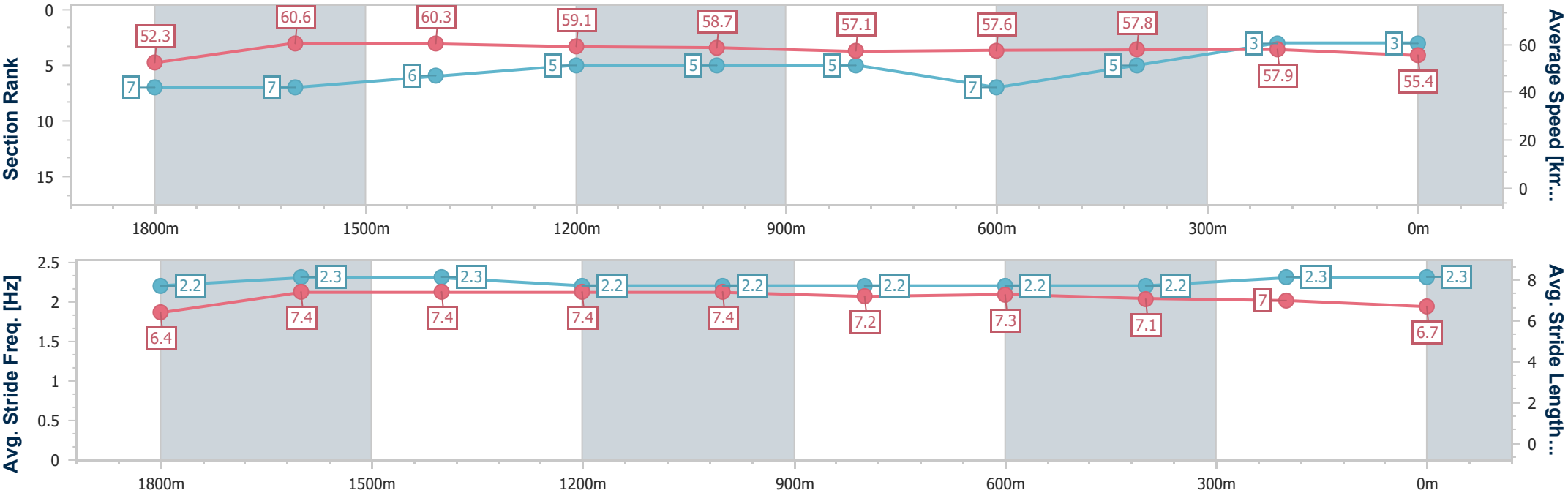
Horse/Jockey Name	Fire And Light
Final Rank	3
Fastest Section Time (Section)	0:11.67 (1800m)
Top Speed [km/h] (Section)	62.9 (Overall)
Race State	Finished



Doomben QLD Professional
Race 1: BECOME A BRC MEMBER Maiden Plate - 2060m
23 April 2025 - 12:35
Track Rating: Soft 6, Weather: Fine, Rail Position: +10m Entire



Section	Overall	1800m	1600m	1400m	1200m	1000m	800m	600m	400m	200m			
Section Times	2:09.20 [3] (0:17.95)	1:51.25 [7] (0:11.67)	1:39.58 [7] (0:11.87)	1:27.71 [6] (0:12.10)	1:15.61 [5] (0:12.25)	1:03.36 [5] (0:12.66)	0:50.70 [5] (0:12.62)	0:38.08 [7] (0:12.57)	0:25.51 [5] (0:12.52)	0:12.99 [3] (0:12.99)			
Average Speed [km/h]	52.3	60.6	60.3	59.1	58.7	57.1	57.6	57.8	57.9	55.4			
Top Speed [km/h]	62.9	62.0	62.0	59.9	59.7	58.3	58.5	58.9	58.5	57.5			
Avg. Dist. to Rail [m]	2.0	2.2	1.8	0.9	0.6	0.7	1.6	2.1	1.8	0.5			
Avg. Stride Freq. [Hz]	2.2	2.3	2.3	2.2	2.2	2.2	2.2	2.2	2.3	2.3			
Avg. Stride Length [m]	6.4	7.4	7.4	7.4	7.4	7.2	7.3	7.1	7.0	6.7			



[] Ranking at each section and finish
-.-.- No data available at this section
NA No data available



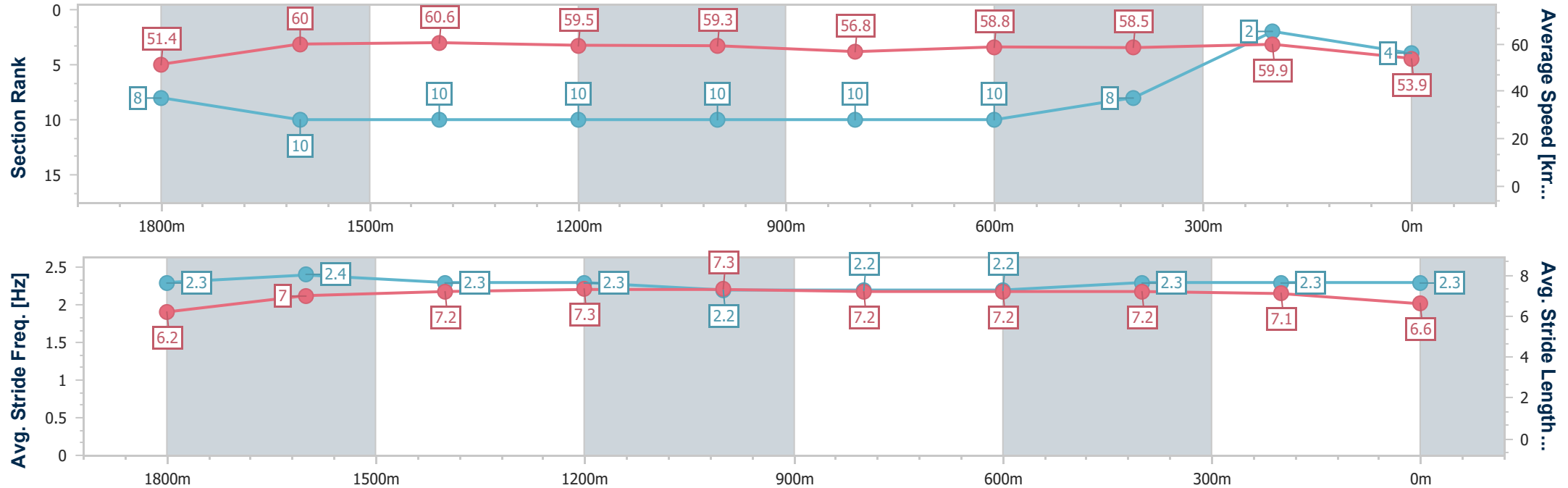
Horse/Jockey Name	Out Of Luck
Final Rank	4
Fastest Section Time (Section)	0:11.80 (1600m)
Top Speed [km/h] (Section)	63.0 (1600m)
Race State	Finished



Doomben QLD Professional
Race 1: BECOME A BRC MEMBER Maiden Plate - 2060m
23 April 2025 - 12:35
Track Rating: Soft 6, Weather: Fine, Rail Position: +10m Entire



Section	Overall	1800m	1600m	1400m	1200m	1000m	800m	600m	400m	200m			
Section Times	2:09.48 [4] (0:18.22)	1:51.26 [8] (0:11.96)	1:39.30 [10] (0:11.80)	1:27.50 [10] (0:12.15)	1:15.35 [10] (0:12.15)	1:03.20 [10] (0:12.79)	0:50.41 [10] (0:12.41)	0:38.00 [10] (0:12.53)	0:25.47 [8] (0:12.09)	0:13.38 [2] (0:13.38)			
Average Speed [km/h]	51.4	60.0	60.6	59.5	59.3	56.8	58.8	58.5	59.9	53.9			
Top Speed [km/h]	62.0	61.9	63.0	60.1	60.3	58.5	60.3	59.9	62.7	57.4			
Avg. Dist. to Rail [m]	3.0	1.2	0.7	0.8	2.3	2.1	2.9	3.3	3.9	3.4			
Avg. Stride Freq. [Hz]	2.3	2.4	2.3	2.3	2.2	2.2	2.2	2.3	2.3	2.3			
Avg. Stride Length [m]	6.2	7.0	7.2	7.3	7.3	7.2	7.2	7.2	7.1	6.6			





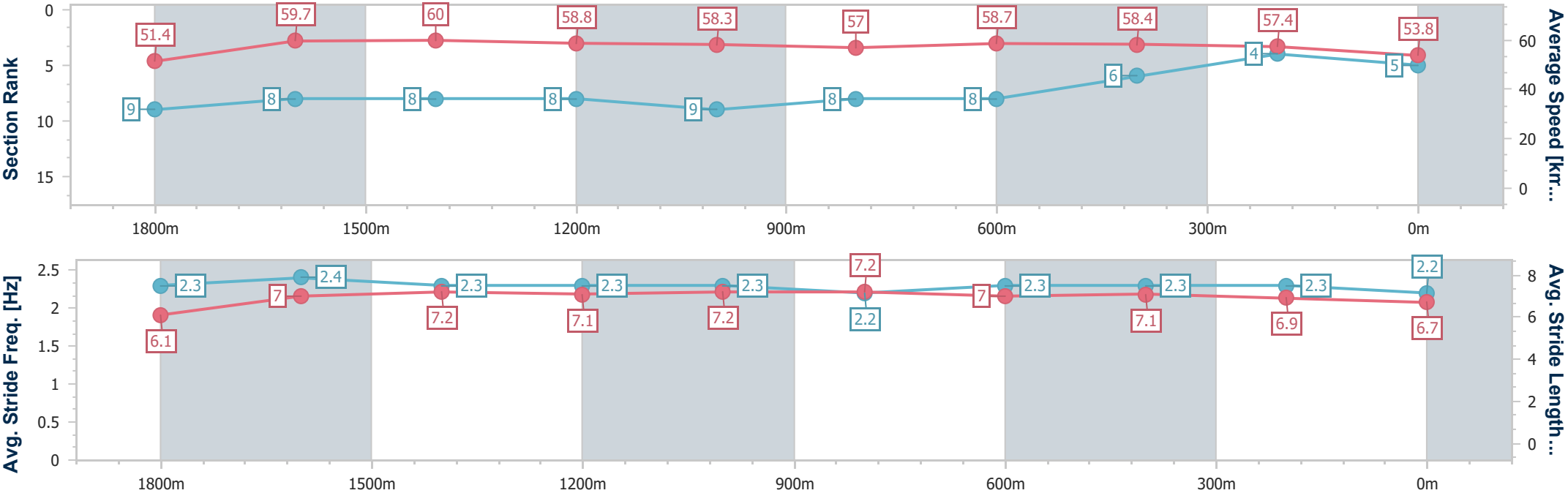
Horse/Jockey Name	State Of Affairs
Final Rank	5
Fastest Section Time (Section)	0:11.75 (1600m)
Top Speed [km/h] (Section)	61.6 (1600m)
Race State	Finished



Doomben QLD Professional
Race 1: BECOME A BRC MEMBER Maiden Plate - 2060m
23 April 2025 - 12:35
Track Rating: Soft 6, Weather: Fine, Rail Position: +10m Entire



Section	Overall	1800m	1600m	1400m	1200m	1000m	800m	600m	400m	200m			
Section Times	2:09.65 [5] (0:18.24)	1:51.41 [9] (0:11.76)	1:39.65 [8] (0:11.75)	1:27.90 [8] (0:12.06)	1:15.84 [8] (0:12.35)	1:03.49 [9] (0:12.66)	0:50.83 [8] (0:12.39)	0:38.44 [8] (0:12.49)	0:25.95 [6] (0:12.57)	0:13.38 [4] (0:13.38)			
Average Speed [km/h]	51.4	59.7	60.0	58.8	58.3	57.0	58.7	58.4	57.4	53.8			
Top Speed [km/h]	61.4	61.2	61.6	59.8	59.1	58.2	60.0	59.0	58.7	55.8			
Avg. Dist. to Rail [m]	2.7	4.1	5.4	2.4	0.7	0.6	2.7	2.2	1.4	0.6			
Avg. Stride Freq. [Hz]	2.3	2.4	2.3	2.3	2.3	2.2	2.3	2.3	2.3	2.2			
Avg. Stride Length [m]	6.1	7.0	7.2	7.1	7.2	7.2	7.0	7.1	6.9	6.7			





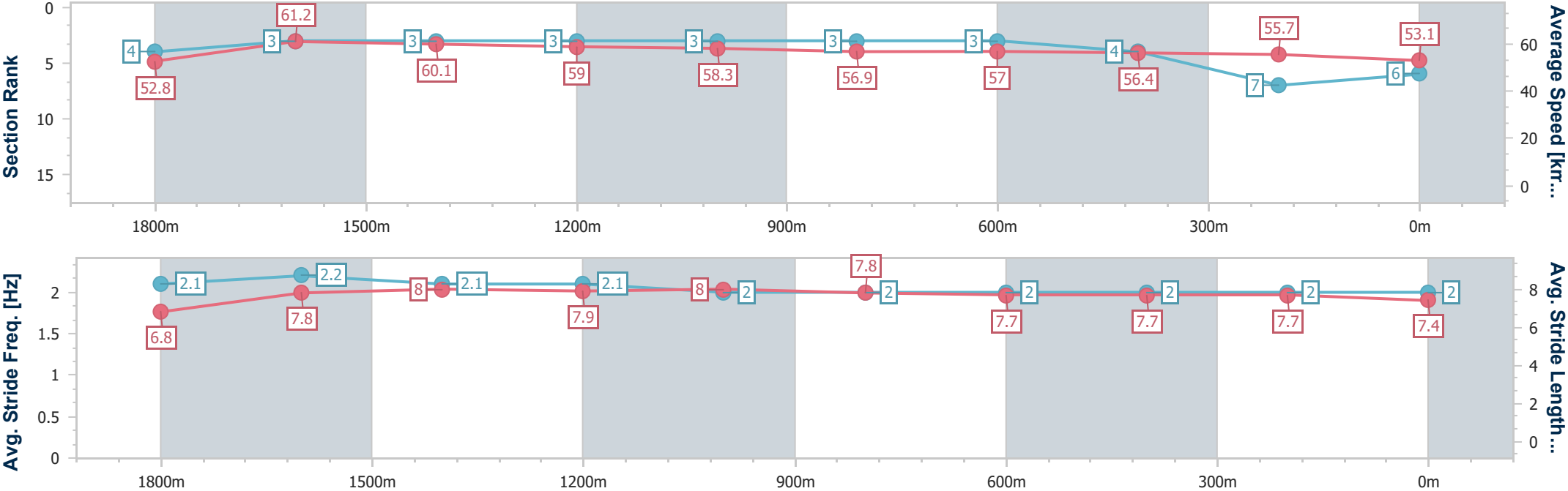
Horse/Jockey Name	Flaming Genesis
Final Rank	6
Fastest Section Time (Section)	0:11.53 (1800m)
Top Speed [km/h] (Section)	64.1 (1800m)
Race State	Finished



Doomben QLD Professional
Race 1: BECOME A BRC MEMBER Maiden Plate - 2060m
23 April 2025 - 12:35
Track Rating: Soft 6, Weather: Fine, Rail Position: +10m Entire



Section	Overall	1800m	1600m	1400m	1200m	1000m	800m	600m	400m	200m		
Section Times	2:10.22 [6] (0:17.73)	1:52.49 [4] (0:11.53)	1:40.96 [3] (0:11.85)	1:29.11 [3] (0:12.10)	1:17.01 [3] (0:12.34)	1:04.67 [3] (0:12.68)	0:51.99 [3] (0:12.66)	0:39.33 [3] (0:12.80)	0:26.53 [4] (0:12.97)	0:13.56 [7] (0:13.56)		
Average Speed [km/h]	52.8	61.2	60.1	59.0	58.3	56.9	57.0	56.4	55.7	53.1		
Top Speed [km/h]	64.1	64.1	61.2	59.5	59.5	57.8	57.7	57.1	56.3	55.2		
Avg. Dist. to Rail [m]	1.2	3.1	2.7	1.1	0.5	0.5	0.7	0.7	0.7	2.0		
Avg. Stride Freq. [Hz]	2.1	2.2	2.1	2.1	2.0	2.0	2.0	2.0	2.0	2.0		
Avg. Stride Length [m]	6.8	7.8	8.0	7.9	8.0	7.8	7.7	7.7	7.7	7.4		





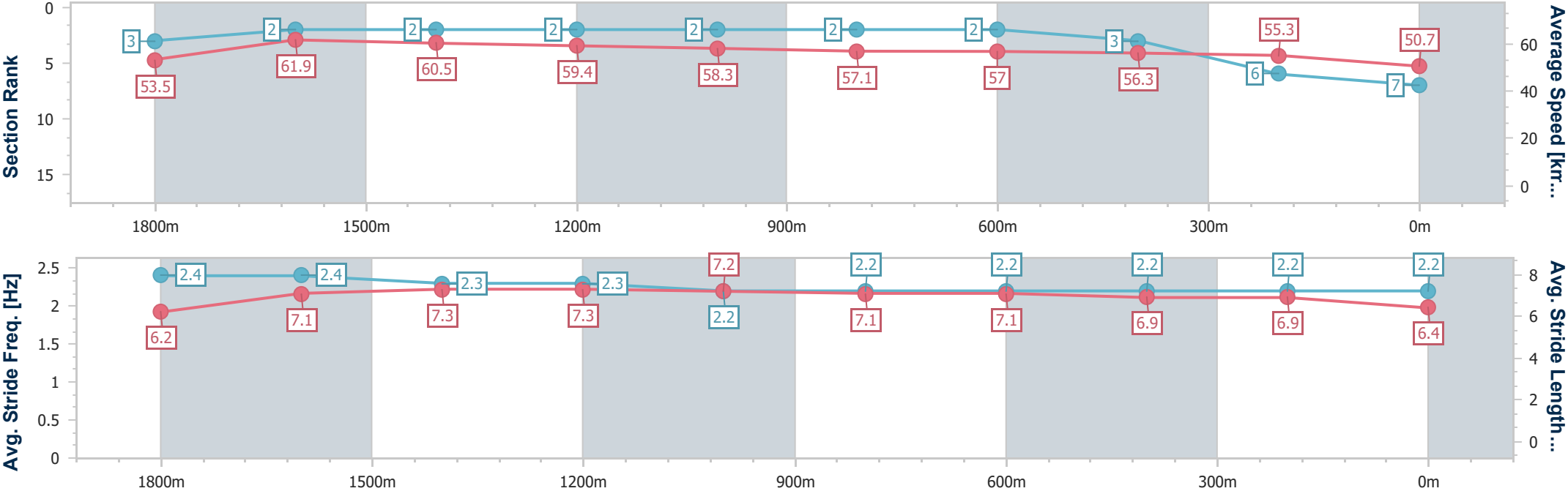
Horse/Jockey Name	Cubans Crown
Final Rank	7
Fastest Section Time (Section)	0:11.54 (1800m)
Top Speed [km/h] (Section)	64.4 (Overall)
Race State	Finished



Doomben QLD Professional
Race 1: BECOME A BRC MEMBER Maiden Plate - 2060m
23 April 2025 - 12:35
Track Rating: Soft 6, Weather: Fine, Rail Position: +10m Entire



Section	Overall	1800m	1600m	1400m	1200m	1000m	800m	600m	400m	200m			
Section Times	2:10.76 [7] (0:17.55)	1:53.21 [3] (0:11.54)	1:41.67 [2] (0:11.85)	1:29.82 [2] (0:12.08)	1:17.74 [2] (0:12.32)	1:05.42 [2] (0:12.63)	0:52.79 [2] (0:12.69)	0:40.10 [2] (0:12.90)	0:27.20 [3] (0:13.04)	0:14.16 [6] (0:14.16)			
Average Speed [km/h]	53.5	61.9	60.5	59.4	58.3	57.1	57.0	56.3	55.3	50.7			
Top Speed [km/h]	64.4	63.7	61.3	59.8	59.2	57.6	57.3	57.6	56.7	54.2			
Avg. Dist. to Rail [m]	8.1	1.8	1.5	0.8	0.2	0.2	1.1	1.4	0.6	1.0			
Avg. Stride Freq. [Hz]	2.4	2.4	2.3	2.3	2.2	2.2	2.2	2.2	2.2	2.2			
Avg. Stride Length [m]	6.2	7.1	7.3	7.3	7.2	7.1	7.1	6.9	6.9	6.4			





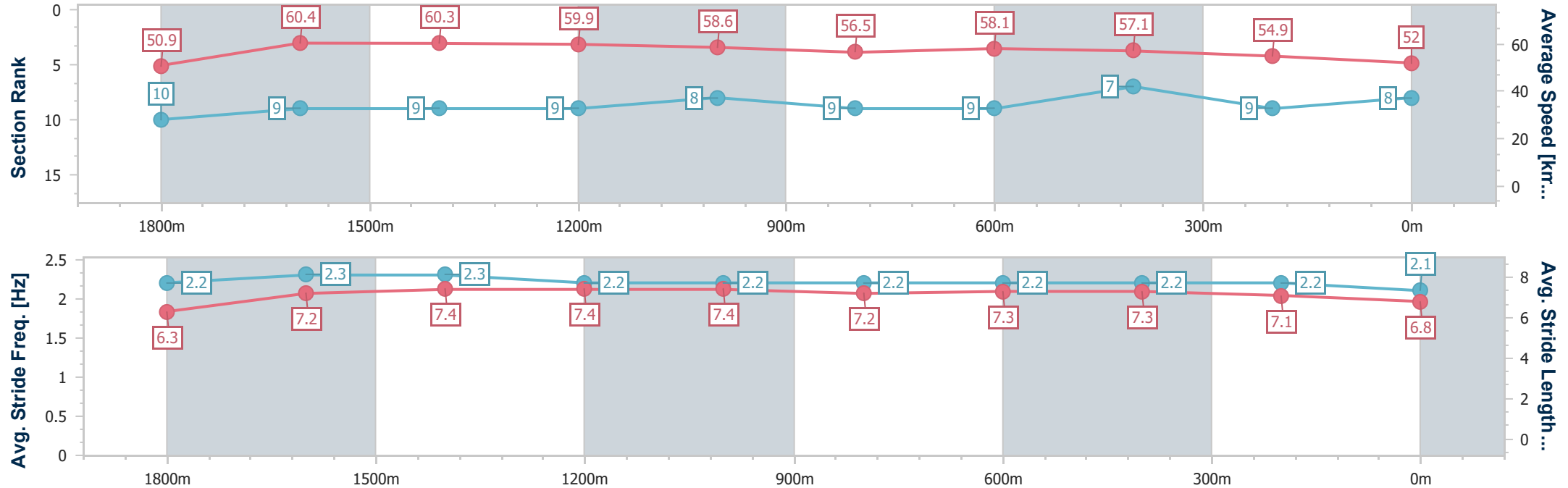
Horse/Jockey Name	Margot's Star
Final Rank	8
Fastest Section Time (Section)	0:11.66 (1800m)
Top Speed [km/h] (Section)	63.5 (Overall)
Race State	Finished



Doomben QLD Professional
Race 1: BECOME A BRC MEMBER Maiden Plate - 2060m
23 April 2025 - 12:35
Track Rating: Soft 6, Weather: Fine, Rail Position: +10m Entire



Section	Overall	1800m	1600m	1400m	1200m	1000m	800m	600m	400m	200m			
Section Times	2:10.80 [8] (0:18.44)	1:52.36 [10] (0:11.66)	1:40.70 [9] (0:11.80)	1:28.90 [9] (0:11.96)	1:16.94 [9] (0:12.30)	1:04.64 [8] (0:12.78)	0:51.86 [9] (0:12.38)	0:39.48 [9] (0:12.58)	0:26.90 [7] (0:13.03)	0:13.87 [9] (0:13.87)			
Average Speed [km/h]	50.9	60.4	60.3	59.9	58.6	56.5	58.1	57.1	54.9	52.0			
Top Speed [km/h]	63.5	63.4	61.3	61.0	59.8	58.3	58.8	58.6	56.9	54.1			
Avg. Dist. to Rail [m]	3.1	3.4	2.9	1.0	1.1	0.6	0.4	0.8	0.9	0.9			
Avg. Stride Freq. [Hz]	2.2	2.3	2.3	2.2	2.2	2.2	2.2	2.2	2.2	2.1			
Avg. Stride Length [m]	6.3	7.2	7.4	7.4	7.4	7.2	7.3	7.3	7.1	6.8			





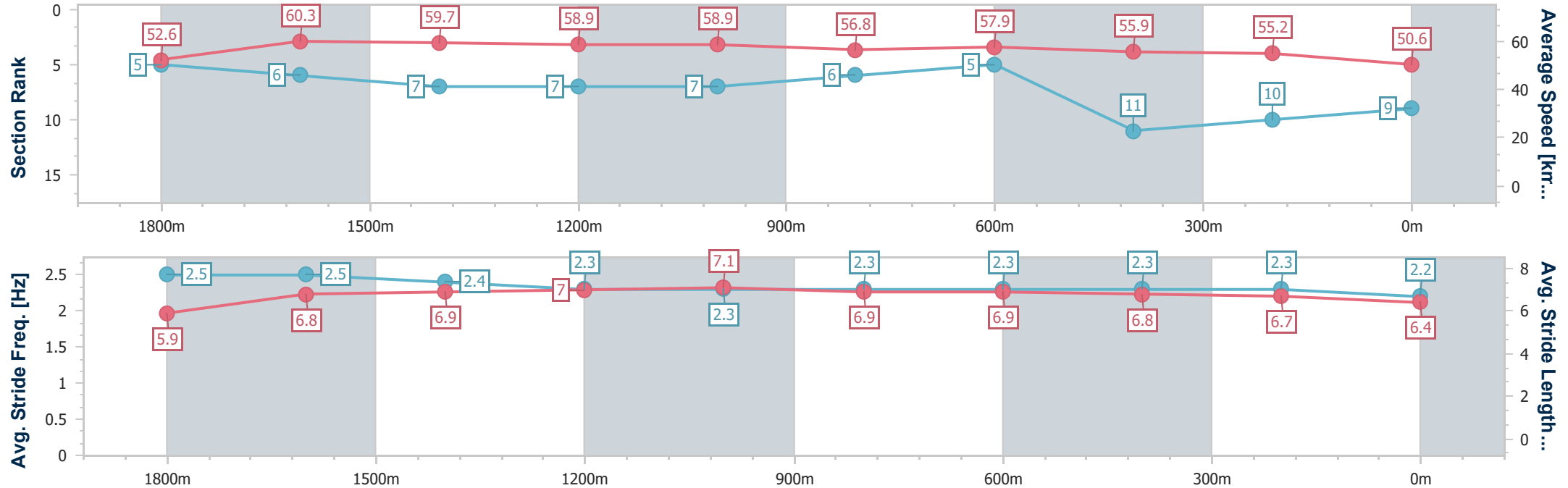
Horse/Jockey Name	Rightzedfred
Final Rank	9
Fastest Section Time (Section)	0:11.85 (1800m)
Top Speed [km/h] (Section)	62.3 (Overall)
Race State	Finished



Doomben QLD Professional
Race 1: BECOME A BRC MEMBER Maiden Plate - 2060m
23 April 2025 - 12:35
Track Rating: Soft 6, Weather: Fine, Rail Position: +10m Entire



Section	Overall	1800m	1600m	1400m	1200m	1000m	800m	600m	400m	200m			
Section Times	2:11.61 [9] (0:17.77)	1:53.84 [5] (0:11.85)	1:41.99 [6] (0:11.95)	1:30.04 [7] (0:12.08)	1:17.96 [7] (0:12.25)	1:05.71 [7] (0:12.63)	0:53.08 [6] (0:12.52)	0:40.56 [5] (0:13.10)	0:27.46 [11] (0:13.22)	0:14.24 [10] (0:14.24)			
Average Speed [km/h]	52.6	60.3	59.7	58.9	58.9	56.8	57.9	55.9	55.2	50.6			
Top Speed [km/h]	62.3	61.4	61.0	59.8	59.5	57.5	58.2	57.7	56.2	54.2			
Avg. Dist. to Rail [m]	1.4	1.6	1.5	2.1	0.8	1.6	1.8	3.5	6.3	4.2			
Avg. Stride Freq. [Hz]	2.5	2.5	2.4	2.3	2.3	2.3	2.3	2.3	2.3	2.2			
Avg. Stride Length [m]	5.9	6.8	6.9	7.0	7.1	6.9	6.9	6.8	6.7	6.4			





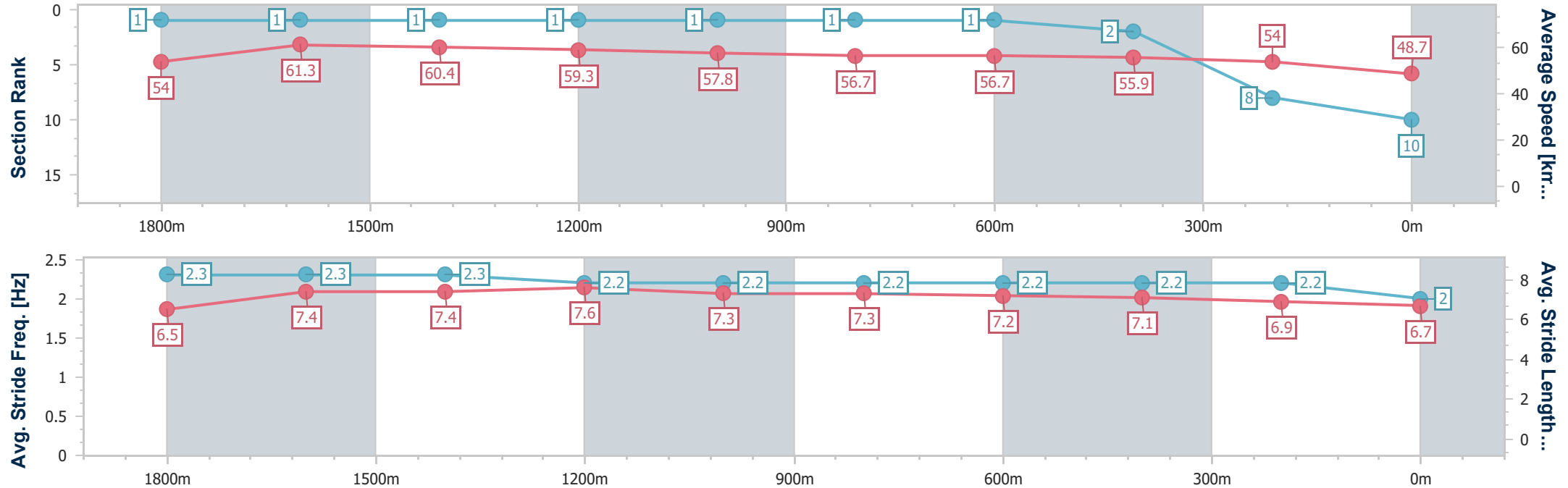
Horse/Jockey Name	Croc Fight
Final Rank	10
Fastest Section Time (Section)	0:11.55 (1800m)
Top Speed [km/h] (Section)	64.9 (Overall)
Race State	Finished



Doomben QLD Professional
Race 1: BECOME A BRC MEMBER Maiden Plate - 2060m
23 April 2025 - 12:35
Track Rating: Soft 6, Weather: Fine, Rail Position: +10m Entire



Section	Overall	1800m	1600m	1400m	1200m	1000m	800m	600m	400m	200m			
Section Times	2:11.65 [10] (0:17.37)	1:54.28 [1] (0:11.55)	1:42.73 [1] (0:11.81)	1:30.92 [1] (0:12.11)	1:18.81 [1] (0:12.43)	1:06.38 [1] (0:12.66)	0:53.72 [1] (0:12.68)	0:41.04 [1] (0:12.93)	0:28.11 [2] (0:13.34)	0:14.77 [8] (0:14.77)			
Average Speed [km/h]	54.0	61.3	60.4	59.3	57.8	56.7	56.7	55.9	54.0	48.7			
Top Speed [km/h]	64.9	63.1	61.4	59.6	58.8	57.5	57.0	57.1	55.1	52.3			
Avg. Dist. to Rail [m]	2.0	2.5	1.9	1.0	0.3	0.6	0.4	0.4	0.5	1.1			
Avg. Stride Freq. [Hz]	2.3	2.3	2.3	2.2	2.2	2.2	2.2	2.2	2.2	2.0			
Avg. Stride Length [m]	6.5	7.4	7.4	7.6	7.3	7.3	7.2	7.1	6.9	6.7			



[] Ranking at each section and finish
- - - - - No data available at this section
NA No data available



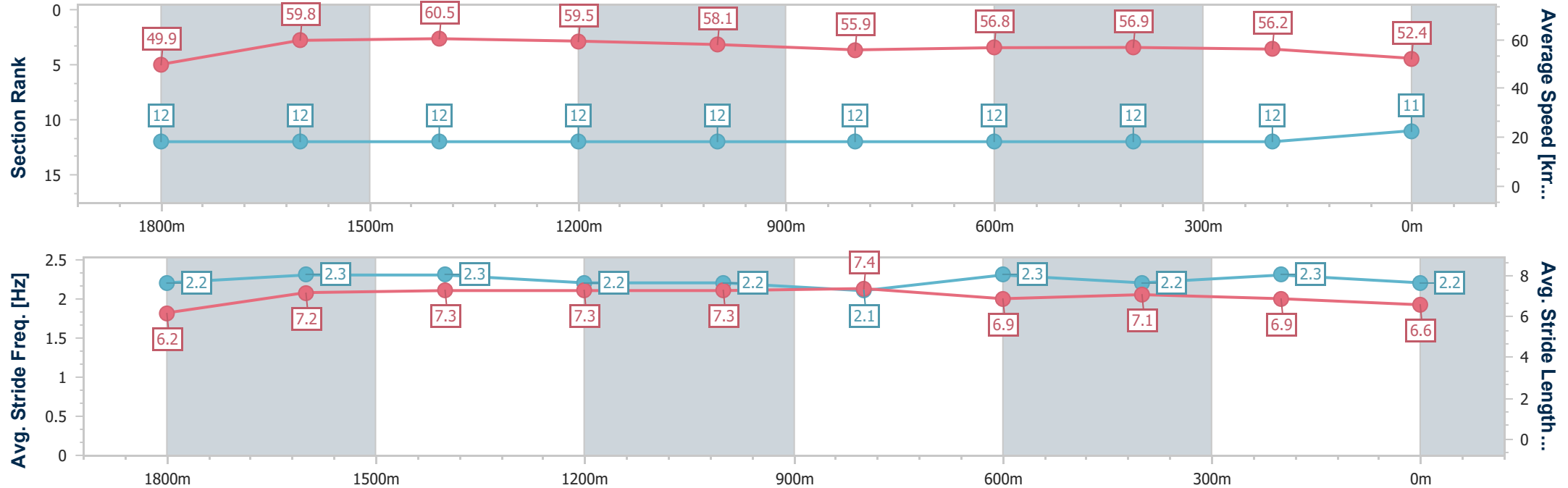
Horse/Jockey Name	Bolero
Final Rank	11
Fastest Section Time (Section)	0:11.76 (1600m)
Top Speed [km/h] (Section)	61.5 (Overall)
Race State	Finished



Doomben QLD Professional
Race 1: BECOME A BRC MEMBER Maiden Plate - 2060m
23 April 2025 - 12:35
Track Rating: Soft 6, Weather: Fine, Rail Position: +10m Entire



Section	Overall	1800m	1600m	1400m	1200m	1000m	800m	600m	400m	200m			
Section Times	2:11.81 [11] (0:18.78)	1:53.03 [12] (0:11.92)	1:41.11 [12] (0:11.76)	1:29.35 [12] (0:12.08)	1:17.27 [12] (0:12.33)	1:04.94 [12] (0:12.95)	0:51.99 [12] (0:12.68)	0:39.31 [12] (0:12.73)	0:26.58 [12] (0:12.81)	0:13.77 [12] (0:13.77)			
Average Speed [km/h]	49.9	59.8	60.5	59.5	58.1	55.9	56.8	56.9	56.2	52.4			
Top Speed [km/h]	61.5	60.9	61.2	60.7	59.7	57.6	59.0	57.8	57.4	54.6			
Avg. Dist. to Rail [m]	6.4	2.1	2.3	0.9	0.8	0.6	0.6	0.9	0.8	1.0			
Avg. Stride Freq. [Hz]	2.2	2.3	2.3	2.2	2.2	2.1	2.3	2.2	2.3	2.2			
Avg. Stride Length [m]	6.2	7.2	7.3	7.3	7.3	7.4	6.9	7.1	6.9	6.6			





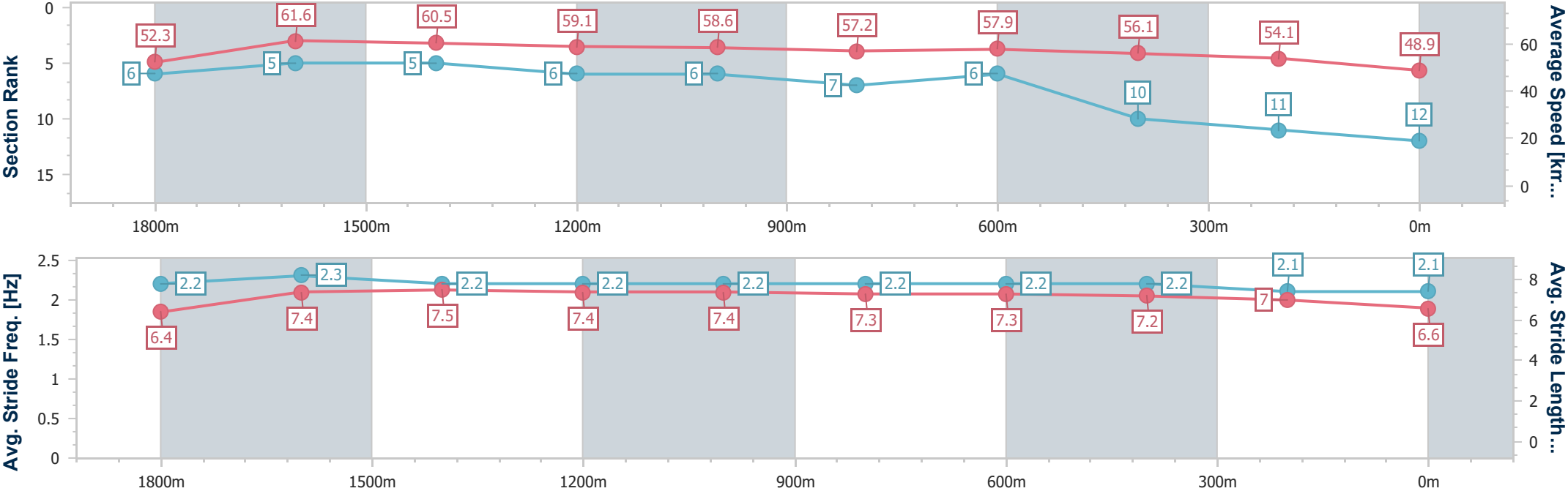
Horse/Jockey Name	In Society
Final Rank	12
Fastest Section Time (Section)	0:11.61 (1800m)
Top Speed [km/h] (Section)	64.0 (Overall)
Race State	Finished



Doomben QLD Professional
Race 1: BECOME A BRC MEMBER Maiden Plate - 2060m
23 April 2025 - 12:35
Track Rating: Soft 6, Weather: Fine, Rail Position: +10m Entire



Section	Overall	1800m	1600m	1400m	1200m	1000m	800m	600m	400m	200m			
Section Times	2:12.28 [12] (0:17.92)	1:54.36 [6] (0:11.61)	1:42.75 [5] (0:11.88)	1:30.87 [5] (0:12.18)	1:18.69 [6] (0:12.29)	1:06.40 [6] (0:12.65)	0:53.75 [7] (0:12.56)	0:41.19 [6] (0:13.06)	0:28.13 [10] (0:13.40)	0:14.73 [11] (0:14.73)			
Average Speed [km/h]	52.3	61.6	60.5	59.1	58.6	57.2	57.9	56.1	54.1	48.9			
Top Speed [km/h]	64.0	64.0	62.2	59.5	59.6	58.0	58.5	57.8	55.6	51.9			
Avg. Dist. to Rail [m]	4.6	1.2	0.9	0.6	2.0	1.6	2.6	3.4	2.9	2.8			
Avg. Stride Freq. [Hz]	2.2	2.3	2.2	2.2	2.2	2.2	2.2	2.2	2.1	2.1			
Avg. Stride Length [m]	6.4	7.4	7.5	7.4	7.4	7.3	7.3	7.2	7.0	6.6			



[] Ranking at each section and finish
-.-.- No data available at this section
NA No data available



Doomben QLD Professional
Race 2: SOUTHS SPORTS CLUB Maiden Handicap - 1350m
23 April 2025 - 13:09



Track Rating: Soft 6, Weather: Fine, Rail Position: +10m Entire

Section					Overall	1200m	1000m	800m	600m	400m	Last 600m	
Field Times					1:23.10 (0:11.13)	1:11.97 (0:10.86)	1:01.11 (0:12.12)	0:48.99 (0:12.79)	0:36.20 (0:12.33)	0:23.87 (0:11.58)	0:00.00	
Rank	TAB	Horse/Jockey	Barrier	Top Speed [km/h]	Fastest Section							Distance Travelled [m]
1	7	SUNNY DISPOSITION	6	65.8	0:11.28	1:23.10 [1]	1:11.65 [5]	1:00.37 [4]	0:48.13 [4]	0:35.44 [5]	0:23.38 [5]	0:35.44
		Bailey Wheeler		400m	1200m	(0:11.45)	(0:11.28)	(0:12.24)	(0:12.69)	(0:12.06)	(0:11.39)	
2	2	FIRST MAN	4	66.6	0:11.21	1:23.19 [2]	1:11.98 [3]	1:00.75 [3]	0:48.58 [3]	0:35.83 [3]	0:23.79 [3]	0:35.83
		Michael Rodd		1200m	Overall	(0:11.21)	(0:11.23)	(0:12.17)	(0:12.75)	(0:12.04)	(0:11.41)	+7
3	1	STARSONUS	12	65.7	0:11.18	1:23.32 [3]	1:11.66 [7]	1:00.48 [6]	0:48.30 [6]	0:35.78 [4]	0:23.72 [4]	0:35.78
		Ryan Maloney		1200m	1200m	(0:11.66)	(0:11.18)	(0:12.18)	(0:12.52)	(0:12.06)	(0:11.44)	+7
4	10	BOROGORU	10	65.7	0:11.15	1:23.33 [4]	1:11.22 [11]	1:00.07 [10]	0:47.91 [9]	0:35.44 [8]	0:23.24 [9]	0:35.44
		Boris Thornton		400m	1200m	(0:12.11)	(0:11.15)	(0:12.16)	(0:12.47)	(0:12.20)	(0:11.17)	+9
5	12	SAMMAAN CITY	7	66.1	0:11.10	1:23.58 [5]	1:12.45 [1]	1:01.35 [2]	0:49.21 [2]	0:36.47 [2]	0:24.27 [2]	0:36.47
		Taylor Marshall		1200m	1200m	(0:11.13)	(0:11.10)	(0:12.14)	(0:12.74)	(0:12.20)	(0:11.64)	+1
6	5	NATIONAL INTEREST	2	64.4	0:11.39	1:23.61 [6]	1:12.02 [6]	1:00.63 [7]	0:48.37 [7]	0:35.57 [9]	0:23.48 [10]	0:35.57
		Damien Thornton		400m	1200m	(0:11.59)	(0:11.39)	(0:12.26)	(0:12.80)	(0:12.09)	(0:11.41)	+0
7	15	DONI TONDO	3	Data was not able to be tracked for this horse		-:-:-	-:-:-	-:-:-	-:-:-	-:-:-	-:-:-	-:-:-
		Cejay Graham										
7	6	ROTATE	5	65.7	0:11.34	1:23.63 [7]	1:11.79 [9]	1:00.41 [9]	0:48.12 [10]	0:35.54 [10]	0:23.57 [8]	0:35.54
		Justin Huxtable		400m	400m	(0:11.84)	(0:11.38)	(0:12.29)	(0:12.58)	(0:11.97)	(0:11.34)	+4
9	8	SIBEILA	8	67.0	0:10.85	1:23.74 [9]	1:12.60 [2]	1:01.75 [1]	0:49.63 [1]	0:36.84 [1]	0:24.51 [1]	0:36.84
		Adin Thompson		1200m	1200m	(0:11.14)	(0:10.85)	(0:12.12)	(0:12.79)	(0:12.33)	(0:11.70)	+0
10	14	MALOTRU	11	63.8	0:11.50	1:23.99 [10]	1:12.10 [10]	1:00.55 [11]	0:48.31 [11]	0:35.81 [11]	0:23.73 [11]	0:35.81
		Emily Lang		400m	400m	(0:11.89)	(0:11.55)	(0:12.24)	(0:12.50)	(0:12.08)	(0:11.50)	+7

Scratched: Aboveforty (#9), French Riviera (#13), Hang Out (#4)



Doomben QLD Professional
Race 2: SOUTHS SPORTS CLUB Maiden Handicap - 1350m
23 April 2025 - 13:09



Track Rating: Soft 6, Weather: Fine, Rail Position: +10m Entire

Section						Overall	1200m	1000m	800m	600m	400m	Last 600m	
Field Times						1:23.10 (0:11.13)	1:11.97 (0:10.86)	1:01.11 (0:12.12)	0:48.99 (0:12.79)	0:36.20 (0:12.33)	0:23.87 (0:11.58)	0:00.00	
Rank	TAB	Horse/Jockey	Barrier	Top Speed [km/h]	Fastest Section								Distance Travelled [m]
11	11	RIPPINGTON	1	64.0	0:11.33	1:24.11 [11]	1:12.78 [4]	1:01.36 [5]	0:49.13 [5]	0:36.34 [6]	0:24.23 [7]	0:36.34	+0
		Ron Stewart		1200m	Overall	(0:11.33)	(0:11.42)	(0:12.23)	(0:12.79)	(0:12.11)	(0:11.61)		
12	3	KOOJAN	9	64.5	0:11.33	1:24.29 [12]	1:12.48 [8]	1:01.15 [8]	0:48.96 [8]	0:36.48 [7]	0:24.49 [6]	0:36.48	-2
		Kyle Wilson-Taylor		1200m	1200m	(0:11.81)	(0:11.33)	(0:12.19)	(0:12.48)	(0:11.99)	(0:11.62)		

Scratched: Aboveforty (#9), French Riviera (#13), Hang Out (#4)



Doomben QLD Professional
Race 2: SOUTHS SPORTS CLUB Maiden Handicap - 1350m
23 April 2025 - 13:09



Track Rating: Soft 6, Weather: Fine, Rail Position: +10m Entire

Section Field Times				200m 0:12.29 (0:12.29)		Last 600m 0:00.00			
Rank	TAB	Horse/Jockey	Barrier	Top Speed [km/h]	Fastest Section	Margin	Margin	Distance Travelled [m]	
1	7	SUNNY DISPOSITION	6	65.8	0:11.28	0:11.99 [5]	1:23.10	0:35.44	
		Bailey Wheeler		400m	1200m	(0:11.99)			
2	2	FIRST MAN	4	66.6	0:11.21	0:12.38 [1]	0.54L	0:35.83 +7	
		Michael Rodd		1200m	Overall	(0:12.38)			
3	1	STARSONUS	12	65.7	0:11.18	0:12.28 [4]	1.33L	0:35.78 +7	
		Ryan Maloney		1200m	1200m	(0:12.28)			
4	10	BOROGORU	10	65.7	0:11.15	0:12.07 [6]	1.36L	0:35.44 +9	
		Boris Thornton		400m	1200m	(0:12.07)			
5	12	SAMMAAN CITY	7	66.1	0:11.10	0:12.63 [3]	2.85L	0:36.47 +1	
		Taylor Marshall		1200m	1200m	(0:12.63)			
6	5	NATIONAL INTEREST	2	64.4	0:11.39	0:12.07 [10]	2.98L	0:35.57 +0	
		Damien Thornton		400m	1200m	(0:12.07)			
7	15	DONI TONDO	3	Data was not able to be tracked for this horse		-:--:--	3.12L	-:--:-- ----.-	
		Cejay Graham							
7	6	ROTATE	5	65.7	0:11.34	0:12.23 [7]	3.12L	0:35.54 +4	
		Justin Huxtable		400m	400m	(0:12.23)			
9	8	SIBEILA	8	67.0	0:10.85	0:12.81 [2]	3.77L	0:36.84 +0	
		Adin Thompson		1200m	1200m	(0:12.81)			
10	14	MALOTRU	11	63.8	0:11.50	0:12.23 [11]	5.22L	0:35.81 +7	
		Emily Lang		400m	400m	(0:12.23)			

Scratched: Aboveforty (#9), French Riviera (#13), Hang Out (#4)



Doomben QLD Professional
Race 2: SOUTHS SPORTS CLUB Maiden Handicap - 1350m
23 April 2025 - 13:09



Track Rating: Soft 6, Weather: Fine, Rail Position: +10m Entire

Section					200m	Last 600m			
Field Times					0:12.29 (0:12.29)	0:00.00			
Rank	TAB	Horse/Jockey	Barrier	Top Speed [km/h]	Fastest Section	Margin		Distance Travelled [m]	
11	11	RIPPINGTON	1	64.0	0:11.33	0:12.62 [9]	5.92L	0:36.34	+0
		Ron Stewart		1200m	Overall	(0:12.62)			
12	3	KOOJAN	9	64.5	0:11.33	0:12.87 [8]	7L	0:36.48	-2
		Kyle Wilson-Taylor		1200m	1200m	(0:12.87)			

Scratched: Aboveforty (#9), French Riviera (#13), Hang Out (#4)



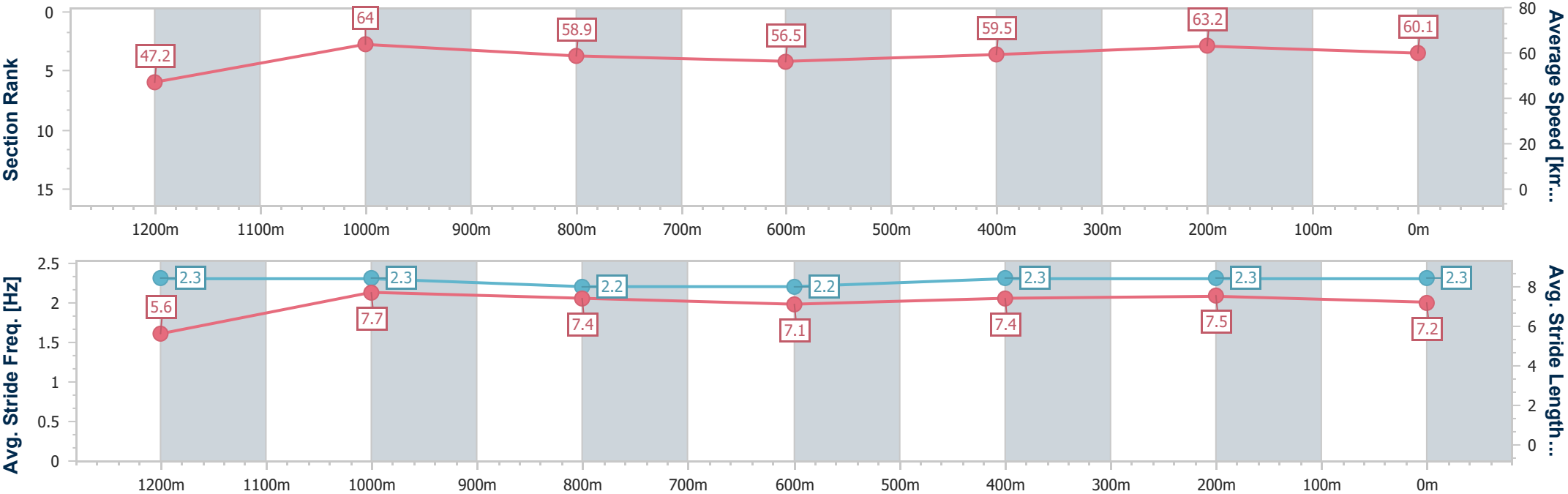
Horse/Jockey Name	Sunny Disposition
Final Rank	1
Fastest Section Time (Section)	0:11.28 (1200m)
Top Speed [km/h] (Section)	65.8 (400m)
Race State	Finished



Doomben QLD Professional
Race 2: SOUTHS SPORTS CLUB Maiden Handicap - 1350m
23 April 2025 - 13:09
Track Rating: Soft 6, Weather: Fine, Rail Position: +10m Entire



Section	Overall	1200m	1000m	800m	600m	400m	200m						
Section Times	1:23.10 [1] (0:11.45)	1:11.65 [5] (0:11.28)	1:00.37 [4] (0:12.24)	0:48.13 [4] (0:12.69)	0:35.44 [5] (0:12.06)	0:23.38 [5] (0:11.39)	0:11.99 [5] (0:11.99)						
Average Speed [km/h]	47.2	64.0	58.9	56.5	59.5	63.2	60.1						
Top Speed [km/h]	63.5	65.7	62.0	59.0	61.6	65.8	62.7						
Avg. Dist. to Rail [m]	5.6	1.5	1.2	0.5	0.4	0.9	3.1						
Avg. Stride Freq. [Hz]	2.3	2.3	2.2	2.2	2.3	2.3	2.3						
Avg. Stride Length [m]	5.6	7.7	7.4	7.1	7.4	7.5	7.2						





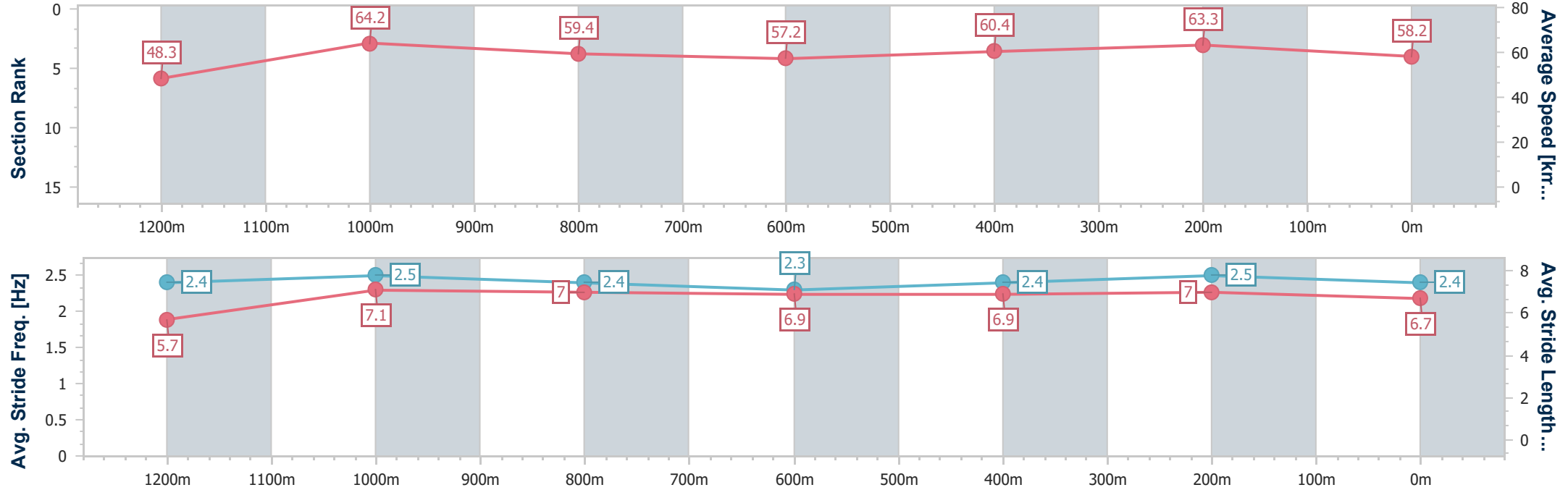
Horse/Jockey Name	First Man
Final Rank	2
Fastest Section Time (Section)	0:11.21 (Overall)
Top Speed [km/h] (Section)	66.6 (1200m)
Race State	Finished



Doomben QLD Professional
Race 2: SOUTHS SPORTS CLUB Maiden Handicap - 1350m
23 April 2025 - 13:09
Track Rating: Soft 6, Weather: Fine, Rail Position: +10m Entire



Section	Overall	1200m	1000m	800m	600m	400m	200m						
Section Times	1:23.19 [2] (0:11.21)	1:11.98 [3] (0:11.23)	1:00.75 [3] (0:12.17)	0:48.58 [3] (0:12.75)	0:35.83 [3] (0:12.04)	0:23.79 [3] (0:11.41)	0:12.38 [1] (0:12.38)						
Average Speed [km/h]	48.3	64.2	59.4	57.2	60.4	63.3	58.2						
Top Speed [km/h]	65.6	66.6	63.3	58.5	62.6	64.8	63.0						
Avg. Dist. to Rail [m]	4.8	2.9	2.2	2.6	1.8	1.1	3.1						
Avg. Stride Freq. [Hz]	2.4	2.5	2.4	2.3	2.4	2.5	2.4						
Avg. Stride Length [m]	5.7	7.1	7.0	6.9	6.9	7.0	6.7						





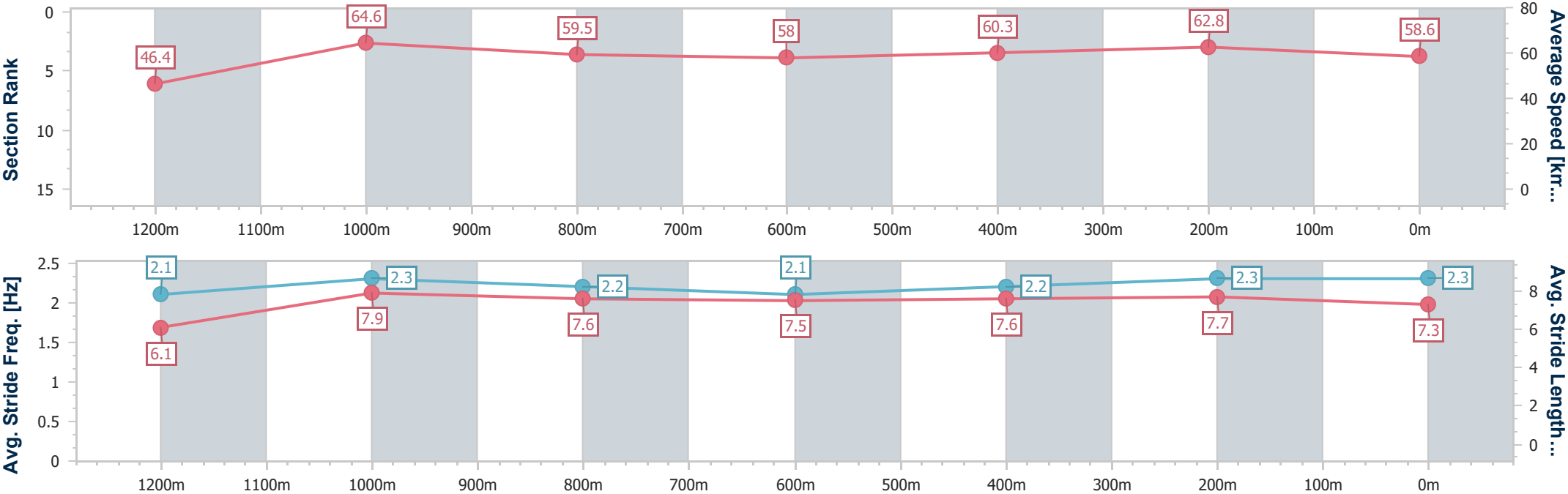
Horse/Jockey Name	Starsonus
Final Rank	3
Fastest Section Time (Section)	0:11.18 (1200m)
Top Speed [km/h] (Section)	65.7 (1200m)
Race State	Finished



Doomben QLD Professional
Race 2: SOUTHS SPORTS CLUB Maiden Handicap - 1350m
23 April 2025 - 13:09
Track Rating: Soft 6, Weather: Fine, Rail Position: +10m Entire



Section	Overall	1200m	1000m	800m	600m	400m	200m						
Section Times	1:23.32 [3] (0:11.66)	1:11.66 [7] (0:11.18)	1:00.48 [6] (0:12.18)	0:48.30 [6] (0:12.52)	0:35.78 [4] (0:12.06)	0:23.72 [4] (0:11.44)	0:12.28 [4] (0:12.28)						
Average Speed [km/h]	46.4	64.6	59.5	58.0	60.3	62.8	58.6						
Top Speed [km/h]	64.1	65.7	64.1	58.9	62.0	64.2	62.1						
Avg. Dist. to Rail [m]	12.2	4.1	3.2	1.9	1.2	1.9	5.4						
Avg. Stride Freq. [Hz]	2.1	2.3	2.2	2.1	2.2	2.3	2.3						
Avg. Stride Length [m]	6.1	7.9	7.6	7.5	7.6	7.7	7.3						





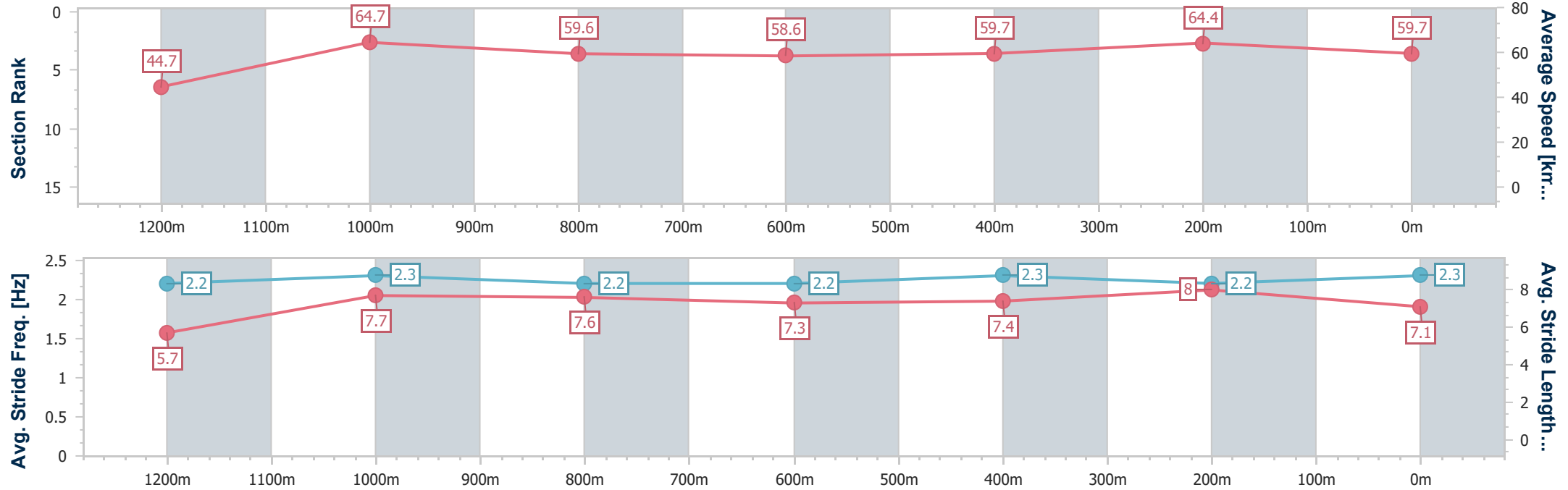
Horse/Jockey Name	Borogoru
Final Rank	4
Fastest Section Time (Section)	0:11.15 (1200m)
Top Speed [km/h] (Section)	65.7 (400m)
Race State	Finished



Doomben QLD Professional
Race 2: SOUTHS SPORTS CLUB Maiden Handicap - 1350m
23 April 2025 - 13:09
Track Rating: Soft 6, Weather: Fine, Rail Position: +10m Entire



Section	Overall	1200m	1000m	800m	600m	400m	200m						
Section Times	1:23.33 [4] (0:12.11)	1:11.22 [11] (0:11.15)	1:00.07 [10] (0:12.16)	0:47.91 [9] (0:12.47)	0:35.44 [8] (0:12.20)	0:23.24 [9] (0:11.17)	0:12.07 [6] (0:12.07)						
Average Speed [km/h]	44.7	64.7	59.6	58.6	59.7	64.4	59.7						
Top Speed [km/h]	63.6	65.4	63.5	60.1	62.5	65.7	63.7						
Avg. Dist. to Rail [m]	9.6	3.9	3.0	2.8	2.2	2.1	7.0						
Avg. Stride Freq. [Hz]	2.2	2.3	2.2	2.2	2.3	2.2	2.3						
Avg. Stride Length [m]	5.7	7.7	7.6	7.3	7.4	8.0	7.1						





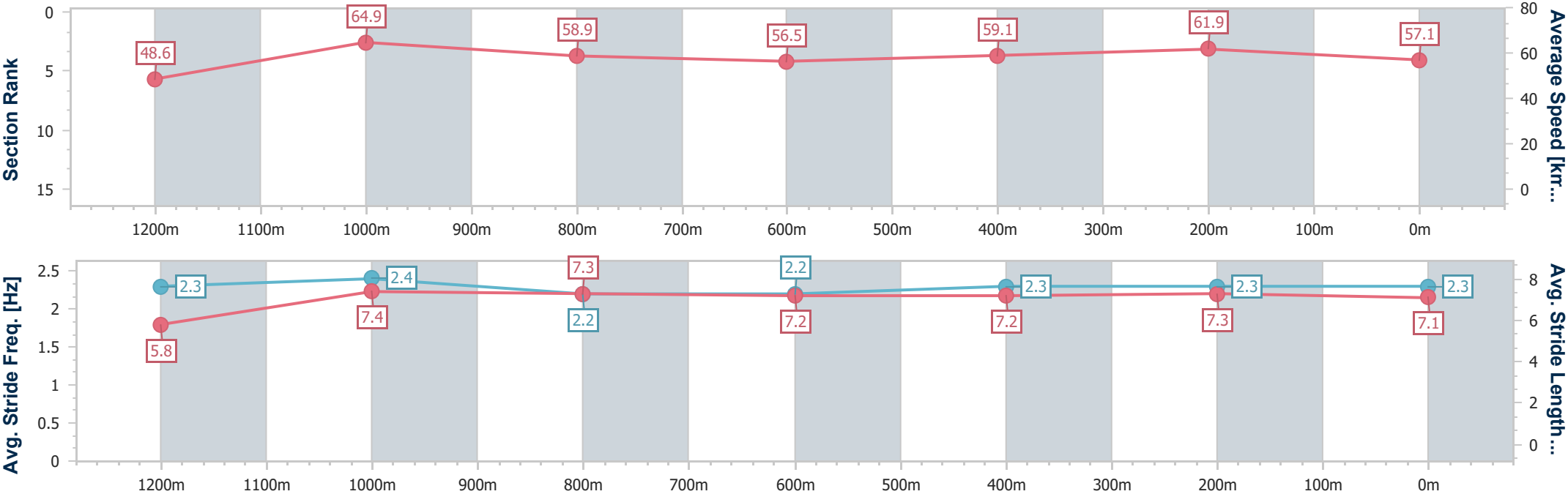
Horse/Jockey Name	Sammaan City
Final Rank	5
Fastest Section Time (Section)	0:11.10 (1200m)
Top Speed [km/h] (Section)	66.1 (1200m)
Race State	Finished



Doomben QLD Professional
Race 2: SOUTHS SPORTS CLUB Maiden Handicap - 1350m
23 April 2025 - 13:09
Track Rating: Soft 6, Weather: Fine, Rail Position: +10m Entire



Section	Overall	1200m	1000m	800m	600m	400m	200m						
Section Times	1:23.58 [5] (0:11.13)	1:12.45 [1] (0:11.10)	1:01.35 [2] (0:12.14)	0:49.21 [2] (0:12.74)	0:36.47 [2] (0:12.20)	0:24.27 [2] (0:11.64)	0:12.63 [3] (0:12.63)						
Average Speed [km/h]	48.6	64.9	58.9	56.5	59.1	61.9	57.1						
Top Speed [km/h]	65.9	66.1	62.6	56.8	61.2	63.0	60.3						
Avg. Dist. to Rail [m]	6.4	1.2	0.4	0.2	0.3	0.3	0.6						
Avg. Stride Freq. [Hz]	2.3	2.4	2.2	2.2	2.3	2.3	2.3						
Avg. Stride Length [m]	5.8	7.4	7.3	7.2	7.2	7.3	7.1						





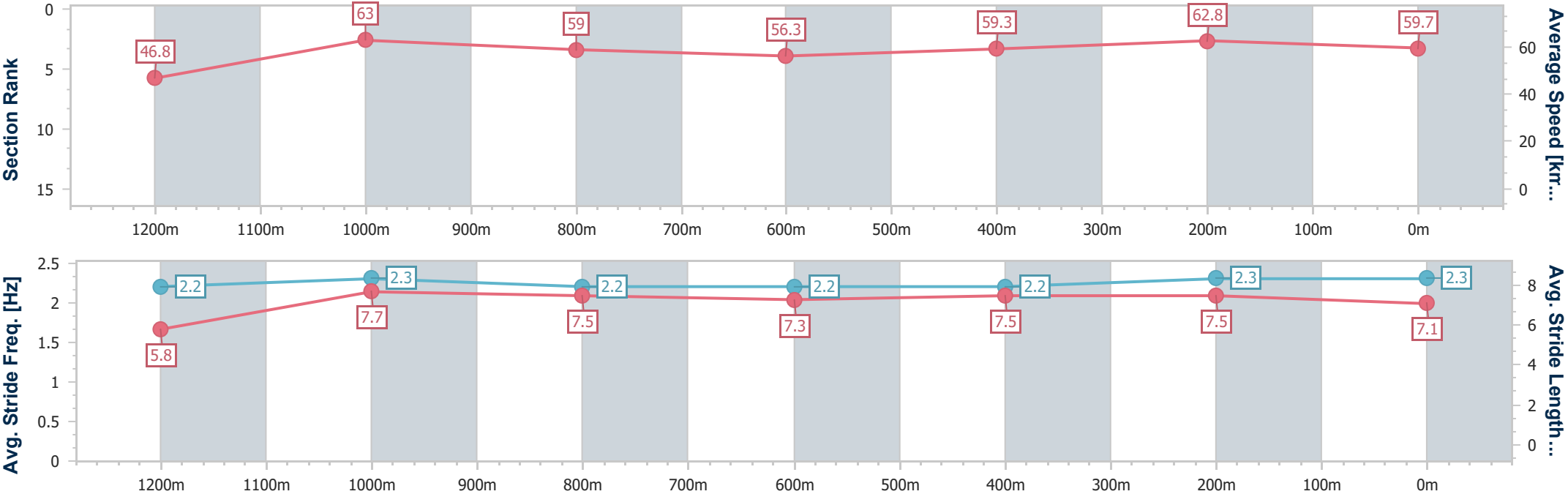
Horse/Jockey Name	National Interest
Final Rank	6
Fastest Section Time (Section)	0:11.39 (1200m)
Top Speed [km/h] (Section)	64.4 (400m)
Race State	Finished



Doomben QLD Professional
Race 2: SOUTHS SPORTS CLUB Maiden Handicap - 1350m
23 April 2025 - 13:09
Track Rating: Soft 6, Weather: Fine, Rail Position: +10m Entire



Section	Overall	1200m	1000m	800m	600m	400m	200m						
Section Times	1:23.61 [6] (0:11.59)	1:12.02 [6] (0:11.39)	1:00.63 [7] (0:12.26)	0:48.37 [7] (0:12.80)	0:35.57 [9] (0:12.09)	0:23.48 [10] (0:11.41)	0:12.07 [10] (0:12.07)						
Average Speed [km/h]	46.8	63.0	59.0	56.3	59.3	62.8	59.7						
Top Speed [km/h]	62.8	63.8	61.4	58.1	61.7	64.4	63.7						
Avg. Dist. to Rail [m]	3.1	1.5	1.2	0.5	1.2	1.4	2.9						
Avg. Stride Freq. [Hz]	2.2	2.3	2.2	2.2	2.2	2.3	2.3						
Avg. Stride Length [m]	5.8	7.7	7.5	7.3	7.5	7.5	7.1						





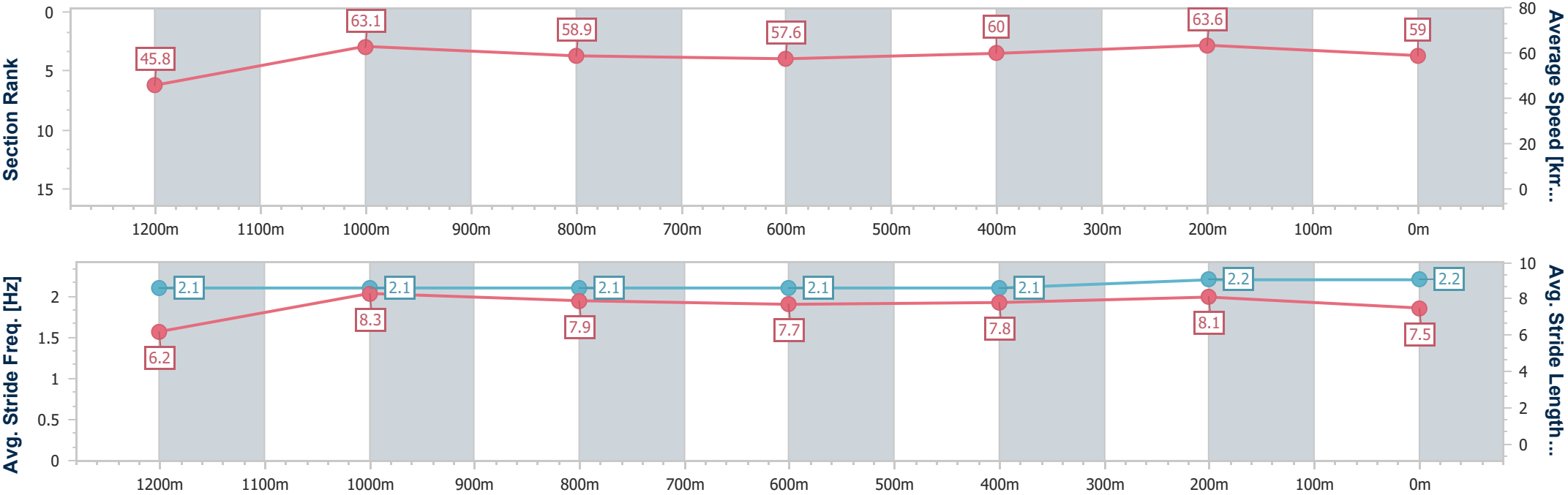
Horse/Jockey Name	Rotate
Final Rank	7
Fastest Section Time (Section)	0:11.34 (400m)
Top Speed [km/h] (Section)	65.7 (400m)
Race State	Finished



Doomben QLD Professional
Race 2: SOUTHS SPORTS CLUB Maiden Handicap - 1350m
23 April 2025 - 13:09
Track Rating: Soft 6, Weather: Fine, Rail Position: +10m Entire



Section	Overall	1200m	1000m	800m	600m	400m	200m						
Section Times	1:23.63 [7] (0:11.84)	1:11.79 [9] (0:11.38)	1:00.41 [9] (0:12.29)	0:48.12 [10] (0:12.58)	0:35.54 [10] (0:11.97)	0:23.57 [8] (0:11.34)	0:12.23 [7] (0:12.23)						
Average Speed [km/h]	45.8	63.1	58.9	57.6	60.0	63.6	59.0						
Top Speed [km/h]	63.3	64.2	62.0	58.5	62.9	65.7	61.2						
Avg. Dist. to Rail [m]	4.7	2.3	1.8	0.8	0.3	2.9	5.9						
Avg. Stride Freq. [Hz]	2.1	2.1	2.1	2.1	2.1	2.2	2.2						
Avg. Stride Length [m]	6.2	8.3	7.9	7.7	7.8	8.1	7.5						





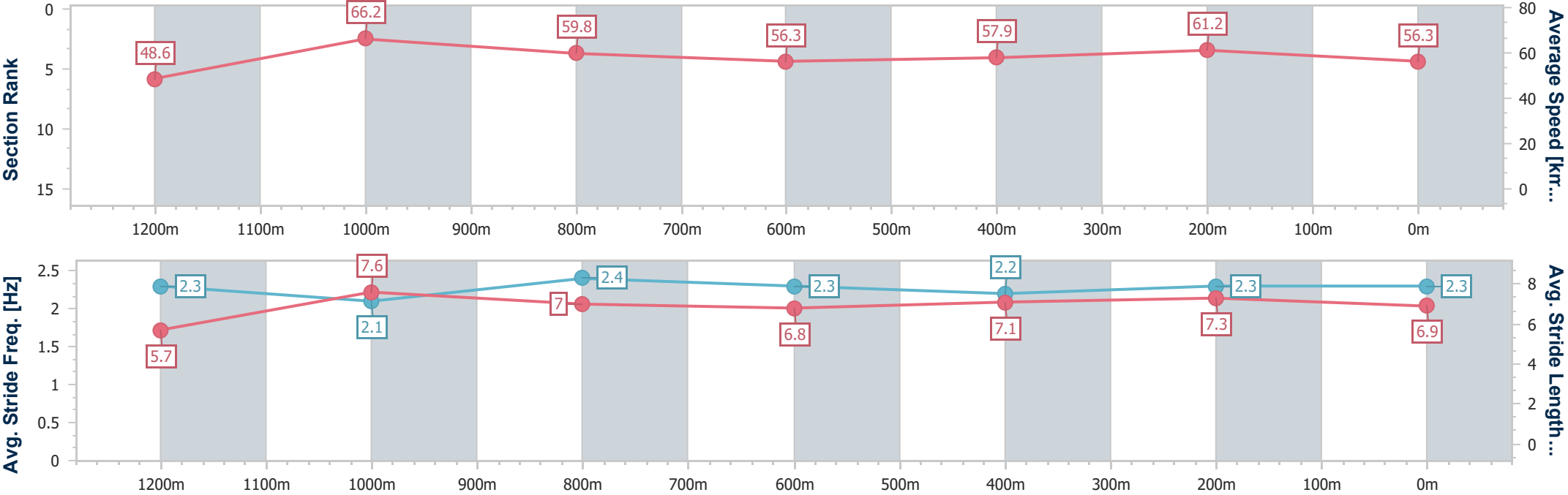
Horse/Jockey Name	Sibeila
Final Rank	9
Fastest Section Time (Section)	0:10.85 (1200m)
Top Speed [km/h] (Section)	67.0 (1200m)
Race State	Finished



Doomben QLD Professional
Race 2: SOUTHS SPORTS CLUB Maiden Handicap - 1350m
23 April 2025 - 13:09
Track Rating: Soft 6, Weather: Fine, Rail Position: +10m Entire



Section	Overall	1200m	1000m	800m	600m	400m	200m						
Section Times	1:23.74 [9] (0:11.14)	1:12.60 [2] (0:10.85)	1:01.75 [1] (0:12.12)	0:49.63 [1] (0:12.79)	0:36.84 [1] (0:12.33)	0:24.51 [1] (0:11.70)	0:12.81 [2] (0:12.81)						
Average Speed [km/h]	48.6	66.2	59.8	56.3	57.9	61.2	56.3						
Top Speed [km/h]	66.4	67.0	65.1	57.0	60.8	62.9	59.8						
Avg. Dist. to Rail [m]	8.3	4.7	2.4	0.6	1.3	2.3	1.3						
Avg. Stride Freq. [Hz]	2.3	2.1	2.4	2.3	2.2	2.3	2.3						
Avg. Stride Length [m]	5.7	7.6	7.0	6.8	7.1	7.3	6.9						





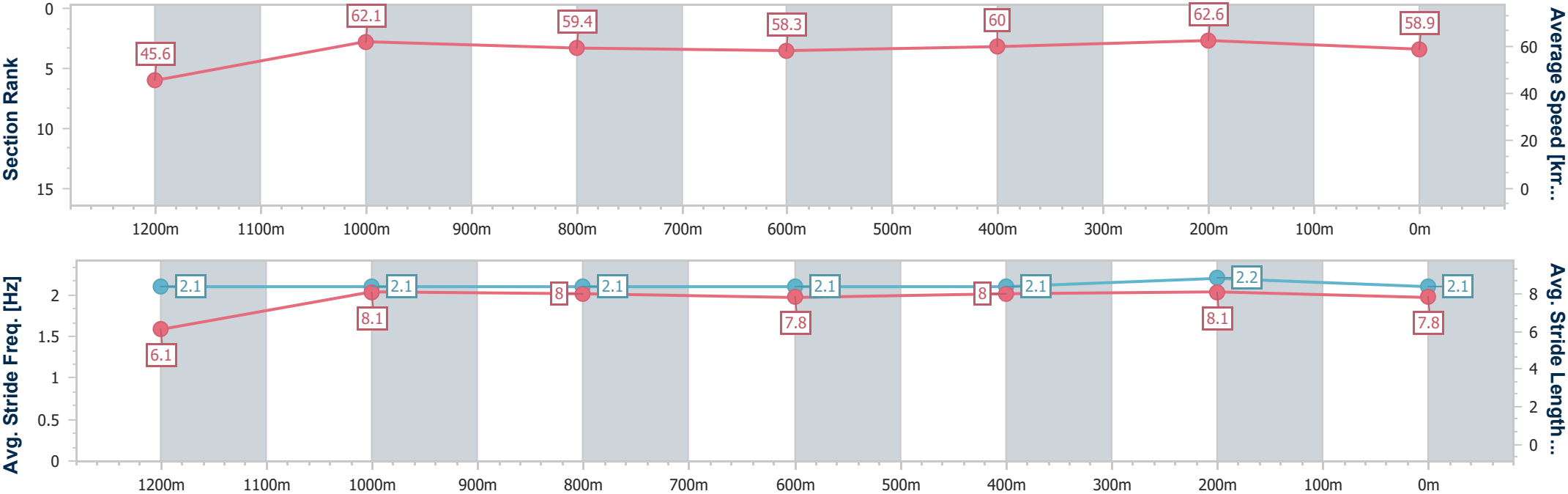
Horse/Jockey Name	Malotru
Final Rank	10
Fastest Section Time (Section)	0:11.50 (400m)
Top Speed [km/h] (Section)	63.8 (400m)
Race State	Finished



Doomben QLD Professional
Race 2: SOUTHS SPORTS CLUB Maiden Handicap - 1350m
23 April 2025 - 13:09
Track Rating: Soft 6, Weather: Fine, Rail Position: +10m Entire



Section	Overall	1200m	1000m	800m	600m	400m	200m						
Section Times	1:23.99 [10] (0:11.89)	1:12.10 [10] (0:11.55)	1:00.55 [11] (0:12.24)	0:48.31 [11] (0:12.50)	0:35.81 [11] (0:12.08)	0:23.73 [11] (0:11.50)	0:12.23 [11] (0:12.23)						
Average Speed [km/h]	45.6	62.1	59.4	58.3	60.0	62.6	58.9						
Top Speed [km/h]	60.8	63.4	62.1	59.7	61.5	63.8	61.2						
Avg. Dist. to Rail [m]	10.6	4.2	3.2	2.2	1.0	2.6	6.7						
Avg. Stride Freq. [Hz]	2.1	2.1	2.1	2.1	2.1	2.2	2.1						
Avg. Stride Length [m]	6.1	8.1	8.0	7.8	8.0	8.1	7.8						





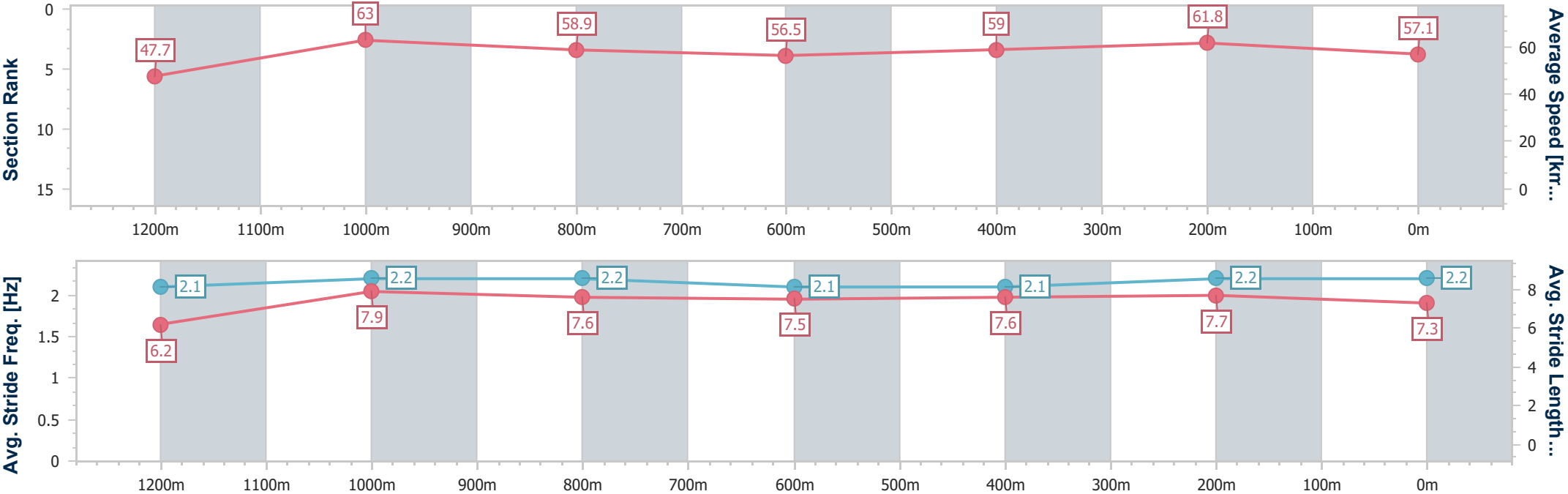
Horse/Jockey Name	Rippington
Final Rank	11
Fastest Section Time (Section)	0:11.33 (Overall)
Top Speed [km/h] (Section)	64.0 (1200m)
Race State	Finished



Doomben QLD Professional
Race 2: SOUTHS SPORTS CLUB Maiden Handicap - 1350m
23 April 2025 - 13:09
Track Rating: Soft 6, Weather: Fine, Rail Position: +10m Entire



Section	Overall	1200m	1000m	800m	600m	400m	200m						
Section Times	1:24.11 [11] (0:11.33)	1:12.78 [4] (0:11.42)	1:01.36 [5] (0:12.23)	0:49.13 [5] (0:12.79)	0:36.34 [6] (0:12.11)	0:24.23 [7] (0:11.61)	0:12.62 [9] (0:12.62)						
Average Speed [km/h]	47.7	63.0	58.9	56.5	59.0	61.8	57.1						
Top Speed [km/h]	63.9	64.0	62.0	58.2	60.5	62.8	60.9						
Avg. Dist. to Rail [m]	1.8	0.9	1.1	0.5	1.2	1.7	0.6						
Avg. Stride Freq. [Hz]	2.1	2.2	2.2	2.1	2.1	2.2	2.2						
Avg. Stride Length [m]	6.2	7.9	7.6	7.5	7.6	7.7	7.3						





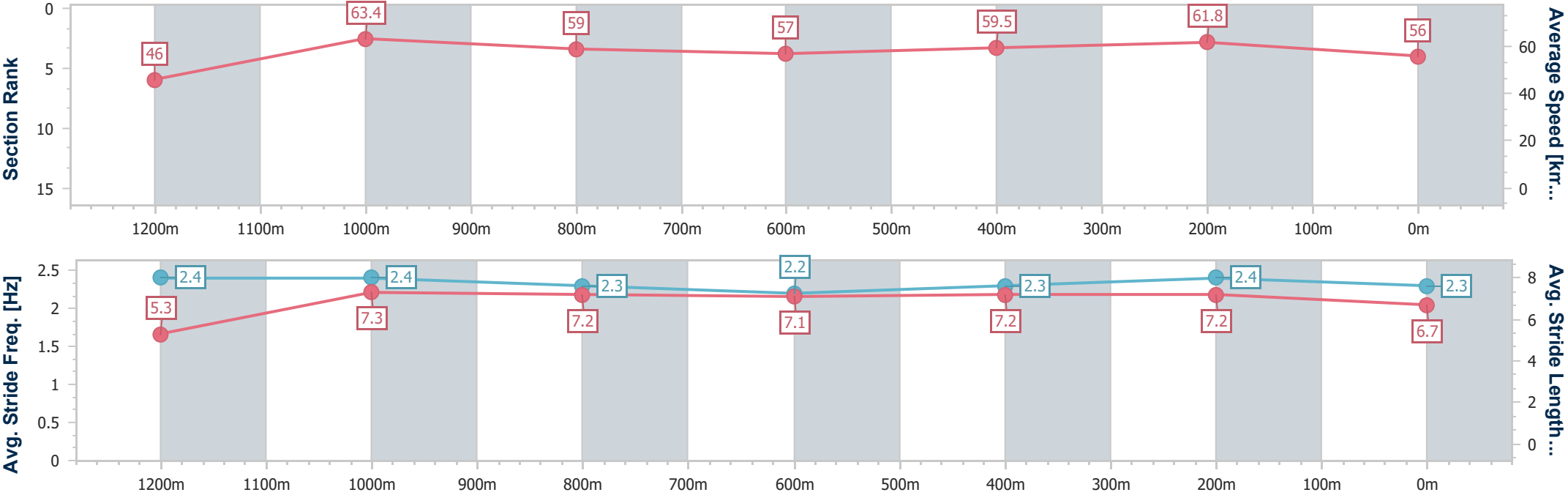
Horse/Jockey Name	Koojan
Final Rank	12
Fastest Section Time (Section)	0:11.33 (1200m)
Top Speed [km/h] (Section)	64.5 (1200m)
Race State	Finished



Doomben QLD Professional
Race 2: SOUTHS SPORTS CLUB Maiden Handicap - 1350m
23 April 2025 - 13:09
Track Rating: Soft 6, Weather: Fine, Rail Position: +10m Entire



Section	Overall	1200m	1000m	800m	600m	400m	200m						
Section Times	1:24.29 [12] (0:11.81)	1:12.48 [8] (0:11.33)	1:01.15 [8] (0:12.19)	0:48.96 [8] (0:12.48)	0:36.48 [7] (0:11.99)	0:24.49 [6] (0:11.62)	0:12.87 [8] (0:12.87)						
Average Speed [km/h]	46.0	63.4	59.0	57.0	59.5	61.8	56.0						
Top Speed [km/h]	64.4	64.5	62.2	58.2	61.6	63.4	60.8						
Avg. Dist. to Rail [m]	9.0	2.1	1.0	2.5	1.8	0.8	1.5						
Avg. Stride Freq. [Hz]	2.4	2.4	2.3	2.2	2.3	2.4	2.3						
Avg. Stride Length [m]	5.3	7.3	7.2	7.1	7.2	7.2	6.7						





Horse/Jockey Name	Doni Tondo
Final Rank	7
Fastest Section Time (Section)	--:--
Top Speed [km/h] (Section)	--.
Race State	DidNotTrack



Doomben QLD Professional
Race 2: SOUTHS SPORTS CLUB Maiden Handicap - 1350m
23 April 2025 - 13:09
Track Rating: Soft 6, Weather: Fine, Rail Position: +10m Entire



Section	Overall	1200m	1000m	800m	600m	400m	200m						
Section Times	--:--	--:--	--:--	--:--	--:--	--:--	--:--						
Average Speed [km/h]	--.	--.	--.	--.	--.	--.	--.						
Top Speed [km/h]	--.	--.	--.	--.	--.	--.	--.						
Avg. Dist. to Rail [m]	-.	-.	-.	-.	-.	-.	-.						
Avg. Stride Freq. [Hz]	--.	--.	--.	--.	--.	--.	--.						
Avg. Stride Length [m]	--.	--.	--.	--.	--.	--.	--.						



Doomben QLD Professional
Race 3: XXXX SIDELINE BEER GARDEN 3 MAY QTIS Two-Year-Old
Handicap - 1110m
23 April 2025 - 13:44



Track Rating: Soft 5, Weather: Fine, Rail Position: +10m Entire

Section						Overall	1000m	800m	600m	400m	200m	Last 600m		
Field Times						1:06.27 (0:08.57)	0:57.70 (0:10.81)	0:46.89 (0:11.31)	0:35.58 (0:11.69)	0:23.89 (0:11.50)	0:12.39 (0:12.39)	0:35.58		
Rank	TAB	Horse/Jockey	Barrier	Top Speed [km/h]	Fastest Section							Margin	Distance Travelled [m]	
1	3	GUAC ON	1	67.7	0:08.60	1:06.27 [1]	0:57.67 [2]	0:46.86 [2]	0:35.58 [1]	0:23.89 [1]	0:12.39 [1]	1:06.27	0:35.58	
		Cejay Graham		1000m	Overall	(0:08.60)	(0:10.81)	(0:11.28)	(0:11.69)	(0:11.50)	(0:12.39)			
2	19	MEET GEORGE	7	68.9	0:08.57	1:06.37 [2]	0:57.80 [1]	0:46.99 [1]	0:35.56 [2]	0:23.94 [2]	0:12.49 [2]	0.63L	0:35.56	+5
		Ron Stewart		1000m	Overall	(0:08.57)	(0:10.81)	(0:11.43)	(0:11.62)	(0:11.45)	(0:12.49)			
3	18	SHORTCUT	6	66.6	0:09.03	1:06.41 [3]	0:57.38 [6]	0:46.47 [5]	0:35.22 [5]	0:23.70 [5]	0:12.28 [3]	0.85L	0:35.22	+0
		Angela Jones		1000m	Overall	(0:09.03)	(0:10.91)	(0:11.25)	(0:11.52)	(0:11.42)	(0:12.28)			
4	12	TIDAL POINT	4	67.7	0:08.98	1:06.69 [4]	0:57.71 [5]	0:46.68 [6]	0:35.39 [6]	0:23.83 [6]	0:12.35 [5]	2.48L	0:35.39	+0
		Jake Bayliss		1000m	Overall	(0:08.98)	(0:11.03)	(0:11.29)	(0:11.56)	(0:11.48)	(0:12.35)			
5	6	RUPESTRIS	2	67.1	0:08.74	1:06.77 [5]	0:58.03 [3]	0:47.08 [3]	0:35.71 [4]	0:24.13 [3]	0:12.61 [4]	2.99L	0:35.71	-4
		Andrew Mallyon		1000m	Overall	(0:08.74)	(0:10.95)	(0:11.37)	(0:11.58)	(0:11.52)	(0:12.61)			
6	14	EGYPTIAN GODDESS	5	66.4	0:09.87	1:07.18 [6]	0:57.31 [7]	0:46.17 [7]	0:35.15 [7]	0:23.65 [7]	0:12.24 [7]	5.4L	0:35.15	+2
		Mark Du Plessis		800m	Overall	(0:09.87)	(0:11.14)	(0:11.02)	(0:11.50)	(0:11.41)	(0:12.24)			
7	5	QUARRY MAN	3	66.8	0:08.77	1:07.36 [7]	0:58.59 [4]	0:47.63 [4]	0:36.34 [3]	0:24.69 [4]	0:13.02 [6]	6.44L	0:36.34	+2
		Noel Callow		1000m	Overall	(0:08.77)	(0:10.96)	(0:11.29)	(0:11.65)	(0:11.67)	(0:13.02)			

Scratched: Don't Tellyafather (#9), Hannabana (#7), Close To The Edge (#8), Koolatah Queen (#10), Snitzstream (#11), Parading Gus (#13), Insta Worthy (#15), Cirque De La Vie (#16), Amazigh Torque (#17),



Horse/Jockey Name	Guac On
Final Rank	1
Fastest Section Time (Section)	0:08.60 (Overall)
Top Speed [km/h] (Section)	67.7 (1000m)
Race State	Finished

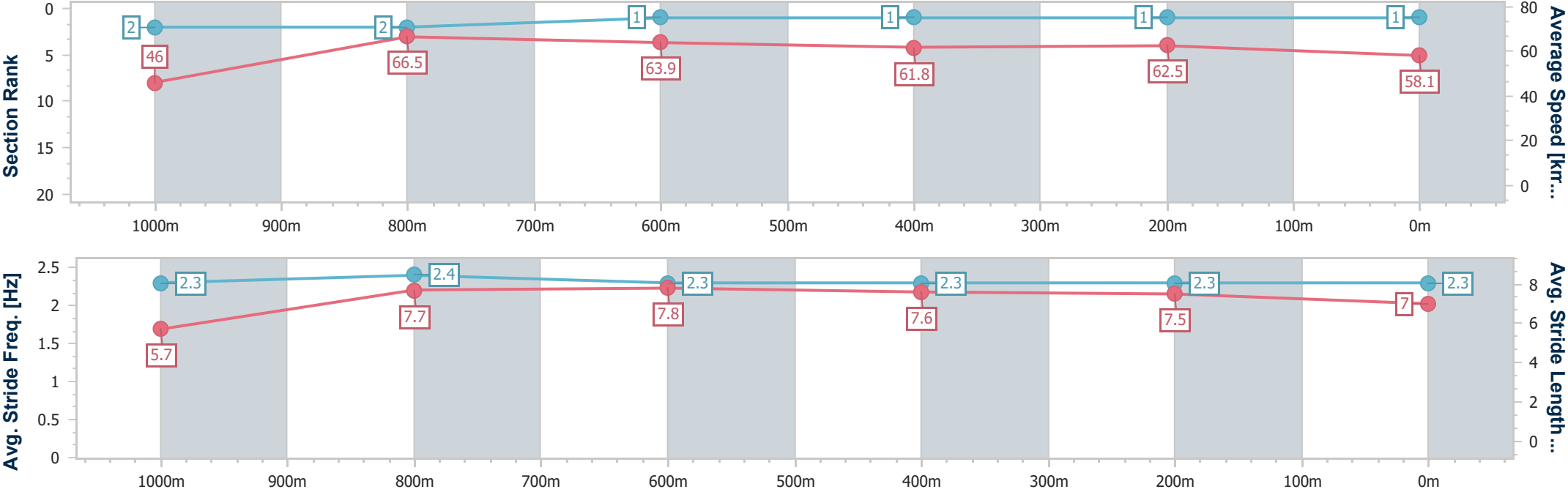


Doomben QLD Professional
Race 3: XXXX SIDELINE BEER GARDEN 3 MAY QTIS Two-Year-
Old Handicap - 1110m
23 April 2025 - 13:44
Track Rating: Soft 5, Weather: Fine, Rail Position: +10m Entire



BRISBANE
RACING CLUB

Section	Overall	1000m	800m	600m	400m	200m								
Section Times	1:06.27 [1] (0:08.60)	0:57.67 [2] (0:10.81)	0:46.86 [2] (0:11.28)	0:35.58 [1] (0:11.69)	0:23.89 [1] (0:11.50)	0:12.39 [1] (0:12.39)								
Average Speed [km/h]	46.0	66.5	63.9	61.8	62.5	58.1								
Top Speed [km/h]	65.8	67.7	65.7	63.6	64.3	61.8								
Avg. Dist. to Rail [m]	1.3	0.3	0.3	0.3	0.9	0.5								
Avg. Stride Freq. [Hz]	2.3	2.4	2.3	2.3	2.3	2.3								
Avg. Stride Length [m]	5.7	7.7	7.8	7.6	7.5	7.0								





Horse/Jockey Name	Meet George
Final Rank	2
Fastest Section Time (Section)	0:08.57 (Overall)
Top Speed [km/h] (Section)	68.9 (1000m)
Race State	Finished

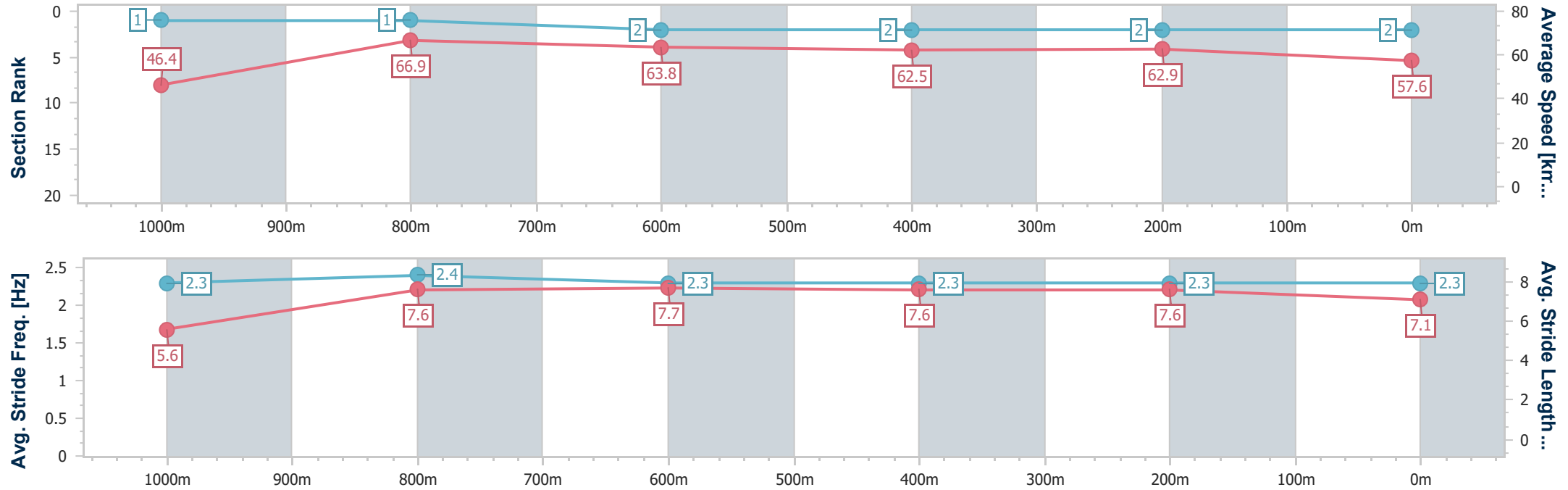


Doomben QLD Professional
Race 3: XXXX SIDELINE BEER GARDEN 3 MAY QTIS Two-Year-
Old Handicap - 1110m
23 April 2025 - 13:44
Track Rating: Soft 5, Weather: Fine, Rail Position: +10m Entire



BRISBANE
RACING CLUB

Section	Overall	1000m	800m	600m	400m	200m								
Section Times	1:06.37 [2] (0:08.57)	0:57.80 [1] (0:10.81)	0:46.99 [1] (0:11.43)	0:35.56 [2] (0:11.62)	0:23.94 [2] (0:11.45)	0:12.49 [2] (0:12.49)								
Average Speed [km/h]	46.4	66.9	63.8	62.5	62.9	57.6								
Top Speed [km/h]	64.6	68.9	65.9	63.3	64.3	61.9								
Avg. Dist. to Rail [m]	5.8	2.0	2.9	1.0	0.4	0.5								
Avg. Stride Freq. [Hz]	2.3	2.4	2.3	2.3	2.3	2.3								
Avg. Stride Length [m]	5.6	7.6	7.7	7.6	7.6	7.1								



[] Ranking at each section and finish
- - - - No data available at this section
NA No data available



Horse/Jockey Name	Shortcut
Final Rank	3
Fastest Section Time (Section)	0:09.03 (Overall)
Top Speed [km/h] (Section)	66.6 (1000m)
Race State	Finished

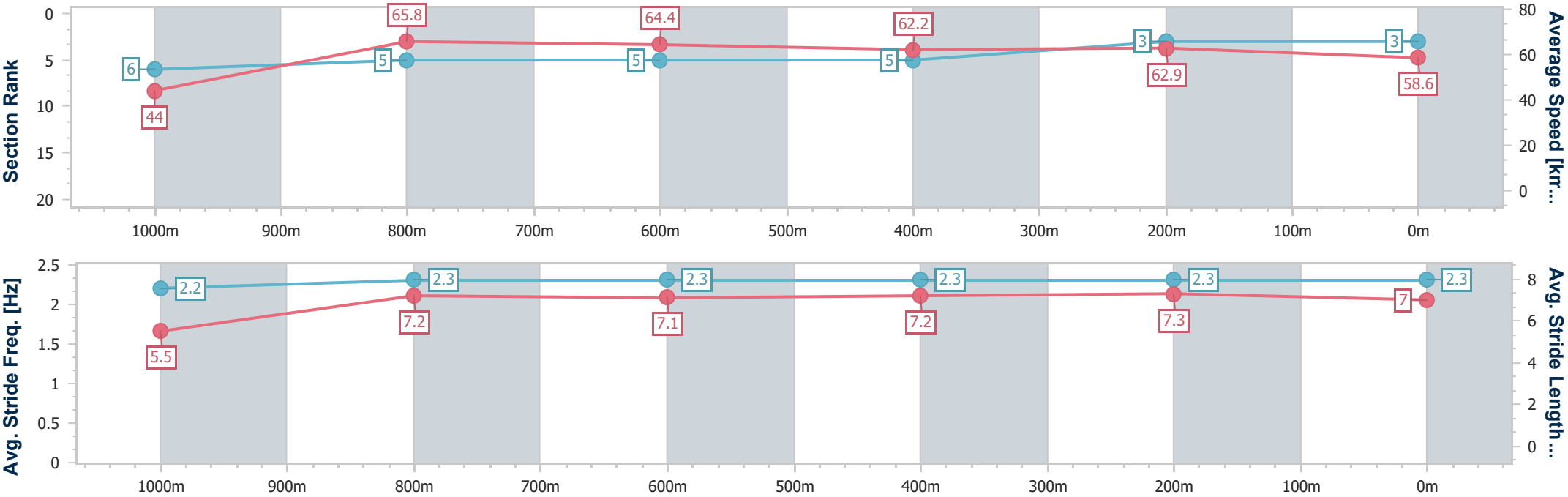


Doomben QLD Professional
Race 3: XXXX SIDELINE BEER GARDEN 3 MAY QTIS Two-Year-
Old Handicap - 1110m
23 April 2025 - 13:44
Track Rating: Soft 5, Weather: Fine, Rail Position: +10m Entire



BRISBANE
RACING CLUB

Section	Overall	1000m	800m	600m	400m	200m							
Section Times	1:06.41 [3] (0:09.03)	0:57.38 [6] (0:10.91)	0:46.47 [5] (0:11.25)	0:35.22 [5] (0:11.52)	0:23.70 [5] (0:11.42)	0:12.28 [3] (0:12.28)							
Average Speed [km/h]	44.0	65.8	64.4	62.2	62.9	58.6							
Top Speed [km/h]	64.5	66.6	66.4	64.1	64.4	63.1							
Avg. Dist. to Rail [m]	3.9	0.7	0.7	0.6	1.3	3.4							
Avg. Stride Freq. [Hz]	2.2	2.3	2.3	2.3	2.3	2.3							
Avg. Stride Length [m]	5.5	7.2	7.1	7.2	7.3	7.0							





Horse/Jockey Name	Tidal Point
Final Rank	4
Fastest Section Time (Section)	0:08.98 (Overall)
Top Speed [km/h] (Section)	67.7 (1000m)
Race State	Finished

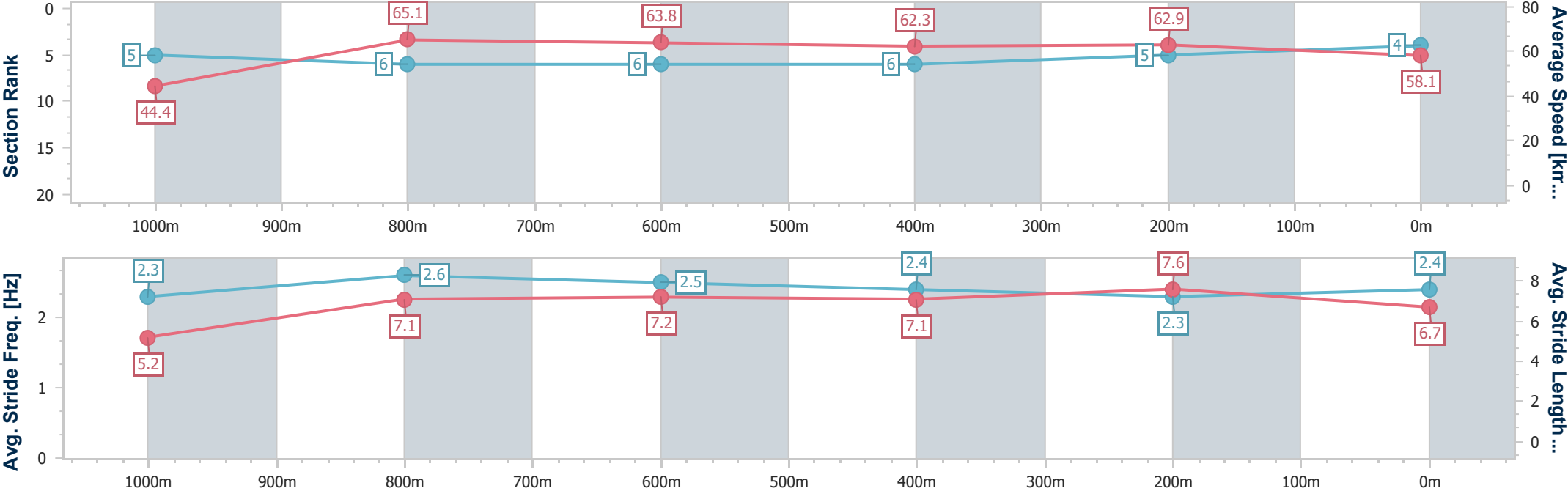


Doomben QLD Professional
Race 3: XXXX SIDELINE BEER GARDEN 3 MAY QTIS Two-Year-
Old Handicap - 1110m
23 April 2025 - 13:44
Track Rating: Soft 5, Weather: Fine, Rail Position: +10m Entire



BRISBANE
RACING CLUB

Section	Overall	1000m	800m	600m	400m	200m							
Section Times	1:06.69 [4] (0:08.98)	0:57.71 [5] (0:11.03)	0:46.68 [6] (0:11.29)	0:35.39 [6] (0:11.56)	0:23.83 [6] (0:11.48)	0:12.35 [5] (0:12.35)							
Average Speed [km/h]	44.4	65.1	63.8	62.3	62.9	58.1							
Top Speed [km/h]	66.4	67.7	65.3	63.2	63.7	62.6							
Avg. Dist. to Rail [m]	2.6	0.2	0.4	0.6	0.6	0.6							
Avg. Stride Freq. [Hz]	2.3	2.6	2.5	2.4	2.3	2.4							
Avg. Stride Length [m]	5.2	7.1	7.2	7.1	7.6	6.7							





Horse/Jockey Name	Rupestris
Final Rank	5
Fastest Section Time (Section)	0:08.74 (Overall)
Top Speed [km/h] (Section)	67.1 (1000m)
Race State	Finished

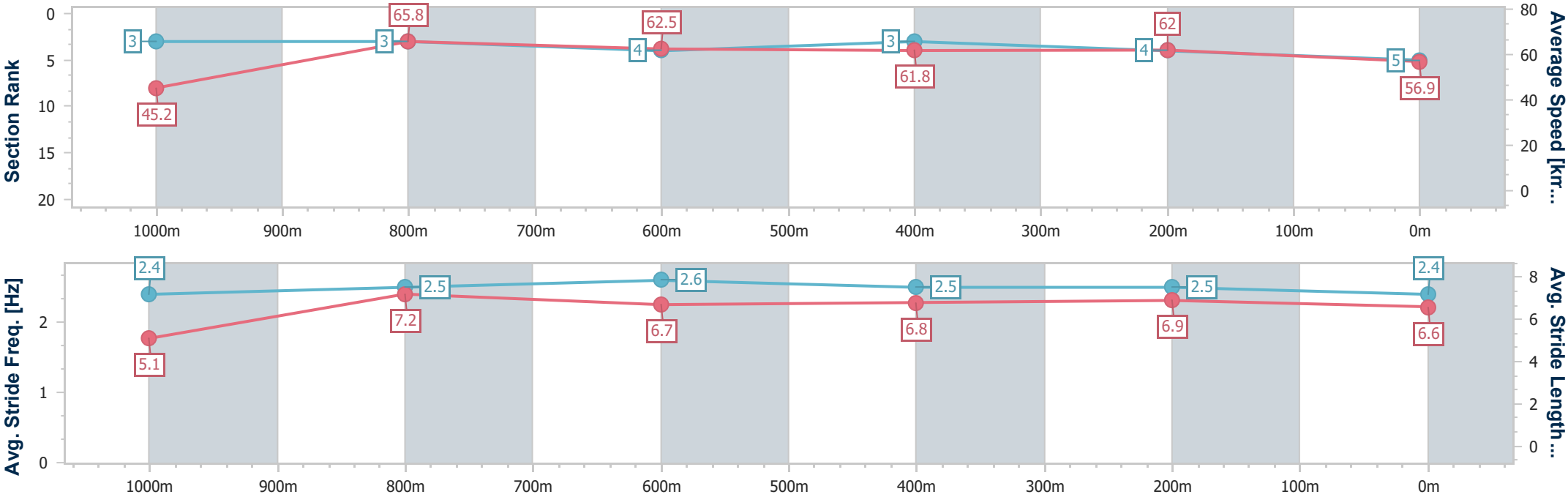


Doomben QLD Professional
Race 3: XXXX SIDELINE BEER GARDEN 3 MAY QTIS Two-Year-
Old Handicap - 1110m
23 April 2025 - 13:44
Track Rating: Soft 5, Weather: Fine, Rail Position: +10m Entire



BRISBANE
RACING CLUB

Section	Overall	1000m	800m	600m	400m	200m								
Section Times	1:06.77 [5] (0:08.74)	0:58.03 [3] (0:10.95)	0:47.08 [3] (0:11.37)	0:35.71 [4] (0:11.58)	0:24.13 [3] (0:11.52)	0:12.61 [4] (0:12.61)								
Average Speed [km/h]	45.2	65.8	62.5	61.8	62.0	56.9								
Top Speed [km/h]	64.4	67.1	64.5	62.2	63.3	60.8								
Avg. Dist. to Rail [m]	2.0	0.9	2.0	1.7	2.6	0.4								
Avg. Stride Freq. [Hz]	2.4	2.5	2.6	2.5	2.5	2.4								
Avg. Stride Length [m]	5.1	7.2	6.7	6.8	6.9	6.6								





Horse/Jockey Name	Egyptian Goddess
Final Rank	6
Fastest Section Time (Section)	0:09.87 (Overall)
Top Speed [km/h] (Section)	66.4 (800m)
Race State	Finished

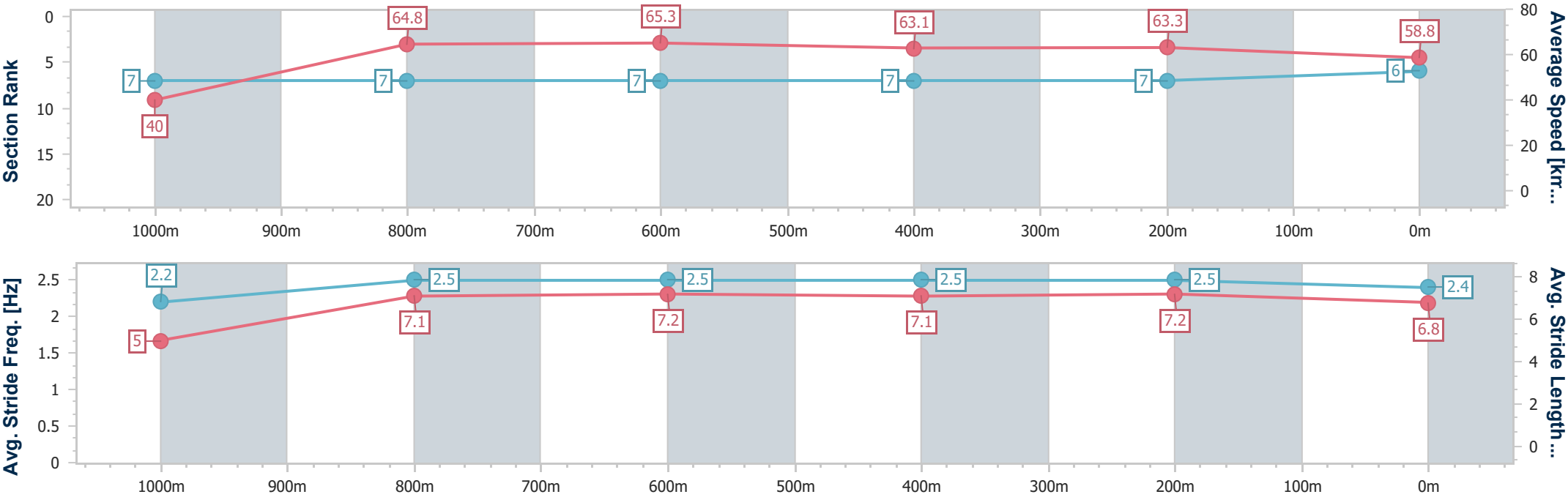


Doomben QLD Professional
Race 3: XXXX SIDELINE BEER GARDEN 3 MAY QTIS Two-Year-
Old Handicap - 1110m
23 April 2025 - 13:44
Track Rating: Soft 5, Weather: Fine, Rail Position: +10m Entire



BRISBANE
RACING CLUB

Section	Overall	1000m	800m	600m	400m	200m								
Section Times	1:07.18 [6] (0:09.87)	0:57.31 [7] (0:11.14)	0:46.17 [7] (0:11.02)	0:35.15 [7] (0:11.50)	0:23.65 [7] (0:11.41)	0:12.24 [7] (0:12.24)								
Average Speed [km/h]	40.0	64.8	65.3	63.1	63.3	58.8								
Top Speed [km/h]	61.3	65.5	66.4	64.9	64.2	62.0								
Avg. Dist. to Rail [m]	2.9	0.4	0.3	1.3	1.4	2.3								
Avg. Stride Freq. [Hz]	2.2	2.5	2.5	2.5	2.5	2.4								
Avg. Stride Length [m]	5.0	7.1	7.2	7.1	7.2	6.8								





Horse/Jockey Name	Quarry Man
Final Rank	7
Fastest Section Time (Section)	0:08.77 (Overall)
Top Speed [km/h] (Section)	66.8 (1000m)
Race State	Finished

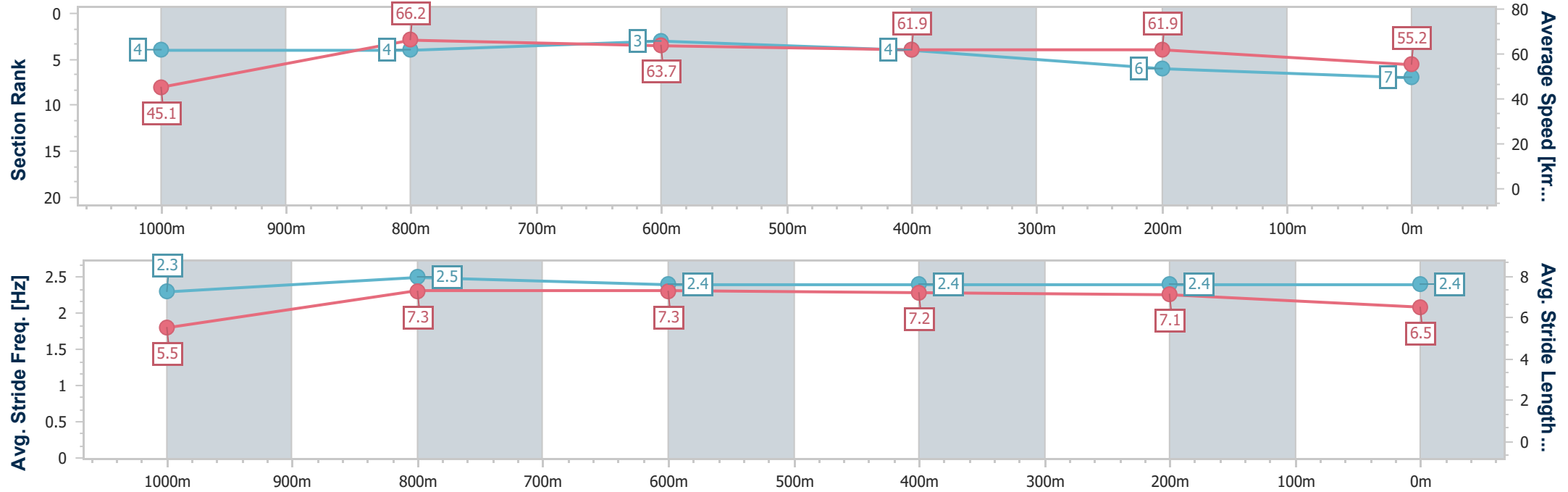


Doomben QLD Professional
Race 3: XXXX SIDELINE BEER GARDEN 3 MAY QTIS Two-Year-
Old Handicap - 1110m
23 April 2025 - 13:44
Track Rating: Soft 5, Weather: Fine, Rail Position: +10m Entire



BRISBANE
RACING CLUB

Section	Overall	1000m	800m	600m	400m	200m							
Section Times	1:07.36 [7] (0:08.77)	0:58.59 [4] (0:10.96)	0:47.63 [4] (0:11.29)	0:36.34 [3] (0:11.65)	0:24.69 [4] (0:11.67)	0:13.02 [6] (0:13.02)							
Average Speed [km/h]	45.1	66.2	63.7	61.9	61.9	55.2							
Top Speed [km/h]	65.0	66.8	66.1	63.5	63.8	59.3							
Avg. Dist. to Rail [m]	3.1	1.8	0.7	0.5	1.0	2.1							
Avg. Stride Freq. [Hz]	2.3	2.5	2.4	2.4	2.4	2.4							
Avg. Stride Length [m]	5.5	7.3	7.3	7.2	7.1	6.5							





Doomben QLD Professional
Race 4: LADBROKES CALCUTTA & LUNCHEON 13 JUNE BENCHMARK
68 Handicap - 1660m
23 April 2025 - 14:18



Track Rating: Soft 5, Weather: Fine, Rail Position: +10m Entire

Section						Overall	1400m	1200m	1000m	800m	600m	400m	Last 600m
Field Times						1:43.01 (0:17.55)	1:25.46 (0:12.07)	1:13.39 (0:12.45)	1:00.94 (0:12.71)	0:48.23 (0:12.67)	0:35.56 (0:12.07)	0:23.49 (0:11.23)	0:35.56
Rank	TAB	Horse/Jockey	Barrier	Top Speed [km/h]	Fastest Section								Distance Travelled [m]
1	2	EXPRESS PAYMENT	10	64.9	0:11.18	1:43.01 [1]	1:25.46 [1]	1:13.39 [1]	1:00.94 [1]	0:48.10 [2]	0:35.30 [2]	0:23.44 [2]	0:35.30
		Jake Bayliss		400m	400m	(0:17.55)	(0:12.07)	(0:12.45)	(0:12.84)	(0:12.80)	(0:11.86)	(0:11.18)	
2	5	TEXAS FIREBALL	4	63.9	0:11.42	1:43.28 [2]	1:25.58 [3]	1:13.29 [3]	1:00.86 [3]	0:48.13 [3]	0:35.39 [4]	0:23.51 [3]	0:35.39 -2
		Andrew Mallyon		400m	400m	(0:17.70)	(0:12.29)	(0:12.43)	(0:12.73)	(0:12.74)	(0:11.88)	(0:11.42)	
3	7	SMART AS SMART	7	64.8	0:11.18	1:43.42 [3]	1:25.12 [8]	1:12.61 [8]	1:00.14 [8]	0:47.36 [9]	0:34.71 [9]	0:23.16 [8]	0:34.71 -5
		Jaden Lloyd		400m	400m	(0:18.30)	(0:12.51)	(0:12.47)	(0:12.78)	(0:12.65)	(0:11.55)	(0:11.18)	
4	6	FEATHERTOP	3	64.7	0:11.37	1:43.48 [4]	1:25.42 [6]	1:12.94 [7]	1:00.51 [7]	0:47.82 [7]	0:35.14 [7]	0:23.37 [7]	0:35.14 +0
		Martin Harley		400m	400m	(0:18.06)	(0:12.48)	(0:12.43)	(0:12.69)	(0:12.68)	(0:11.77)	(0:11.37)	
5	8	KIRIKAN	6	63.9	0:11.42	1:43.48 [5]	1:25.34 [7]	1:13.00 [6]	1:00.59 [6]	0:47.87 [6]	0:35.22 [6]	0:23.48 [5]	0:35.22 -4
		Ryan Maloney		400m	400m	(0:18.14)	(0:12.34)	(0:12.41)	(0:12.72)	(0:12.65)	(0:11.74)	(0:11.42)	
6	9	YELLOWHAMMER	2	65.7	0:11.24	1:43.52 [6]	1:25.76 [5]	1:13.25 [5]	1:00.81 [5]	0:48.02 [5]	0:35.31 [5]	0:23.50 [6]	0:35.31 +1
		Mark Du Plessis		400m	400m	(0:17.76)	(0:12.51)	(0:12.44)	(0:12.79)	(0:12.71)	(0:11.81)	(0:11.24)	
7	4	GENETIC FREAK	8	63.5	0:11.62	1:43.64 [7]	1:26.00 [2]	1:13.84 [2]	1:01.53 [2]	0:48.86 [1]	0:36.19 [1]	0:24.12 [1]	0:36.19 +1
		Emily Lang		Overall	400m	(0:17.64)	(0:12.16)	(0:12.31)	(0:12.67)	(0:12.67)	(0:12.07)	(0:11.62)	
8	3	FIRST INNINGS	9	65.2	0:11.27	1:43.91 [8]	1:25.26 [10]	1:12.78 [10]	1:00.29 [10]	0:47.56 [10]	0:35.07 [10]	0:23.45 [10]	0:35.07 -1
		Damien Thornton		400m	400m	(0:18.65)	(0:12.48)	(0:12.49)	(0:12.73)	(0:12.49)	(0:11.62)	(0:11.27)	
9	11	GRACIE BLUE	1	63.8	0:11.62	1:44.13 [9]	1:26.42 [4]	1:14.04 [4]	1:01.67 [4]	0:48.98 [4]	0:36.32 [3]	0:24.34 [4]	0:36.32 -3
		Ron Stewart		400m	400m	(0:17.71)	(0:12.38)	(0:12.37)	(0:12.69)	(0:12.66)	(0:11.98)	(0:11.62)	
10	12	STEP ON FIRE	5	63.1	0:11.53	1:44.20 [10]	1:25.83 [9]	1:13.31 [9]	1:00.86 [9]	0:48.19 [8]	0:35.65 [8]	0:23.85 [9]	0:35.65 -7
		Stacey Callow		400m	400m	(0:18.37)	(0:12.52)	(0:12.45)	(0:12.67)	(0:12.54)	(0:11.80)	(0:11.53)	

Scratched: Sharp Dazzler (#1), Nitroglycerine (#13), Do It For You (#10)



Doomben QLD Professional
Race 4: LADBROKES CALCUTTA & LUNCHEON 13 JUNE BENCHMARK
68 Handicap - 1660m
23 April 2025 - 14:18



Track Rating: Soft 5, Weather: Fine, Rail Position: +10m Entire

Section Field Times				200m 0:12.26 (0:12.26)				Last 600m 0:35.56	
Rank	TAB	Horse/Jockey	Barrier	Top Speed [km/h]	Fastest Section	Margin		Distance Travelled [m]	
1	2	EXPRESS PAYMENT	10	64.9	0:11.18	0:12.26 [1]	1:43.01	0:35.30	
		Jake Bayliss		400m	400m	(0:12.26)			
2	5	TEXAS FIREBALL	4	63.9	0:11.42	0:12.09 [3]	1.58L	0:35.39	-2
		Andrew Mallyon		400m	400m	(0:12.09)			
3	7	SMART AS SMART	7	64.8	0:11.18	0:11.98 [7]	2.43L	0:34.71	-5
		Jaden Lloyd		400m	400m	(0:11.98)			
4	6	FEATHERTOP	3	64.7	0:11.37	0:12.00 [8]	2.76L	0:35.14	+0
		Martin Harley		400m	400m	(0:12.00)			
5	8	KIRIKAN	6	63.9	0:11.42	0:12.06 [6]	2.81L	0:35.22	-4
		Ryan Maloney		400m	400m	(0:12.06)			
6	9	YELLOWHAMMER	2	65.7	0:11.24	0:12.26 [4]	3.02L	0:35.31	+1
		Mark Du Plessis		400m	400m	(0:12.26)			
7	4	GENETIC FREAK	8	63.5	0:11.62	0:12.50 [2]	3.72L	0:36.19	+1
		Emily Lang		Overall	400m	(0:12.50)			
8	3	FIRST INNINGS	9	65.2	0:11.27	0:12.18 [9]	5.29L	0:35.07	-1
		Damien Thornton		400m	400m	(0:12.18)			
9	11	GRACIE BLUE	1	63.8	0:11.62	0:12.72 [5]	6.58L	0:36.32	-3
		Ron Stewart		400m	400m	(0:12.72)			
10	12	STEP ON FIRE	5	63.1	0:11.53	0:12.32 [10]	7L	0:35.65	-7
		Stacey Callow		400m	400m	(0:12.32)			

Scratched: Sharp Dazzler (#1), Nitroglycerine (#13), Do It For You (#10)

Report Created: Wed 23 April 2025 15:00 GMT+10 (Note: Timing is based on position data)

Page 2/12

[] Ranking at each section and finish
-:-:- No data available at this section
NA No data available

SCN Saddle cloth number
DNF Did not finish
DNT Did not track

data processed by  TRIPLESDATA



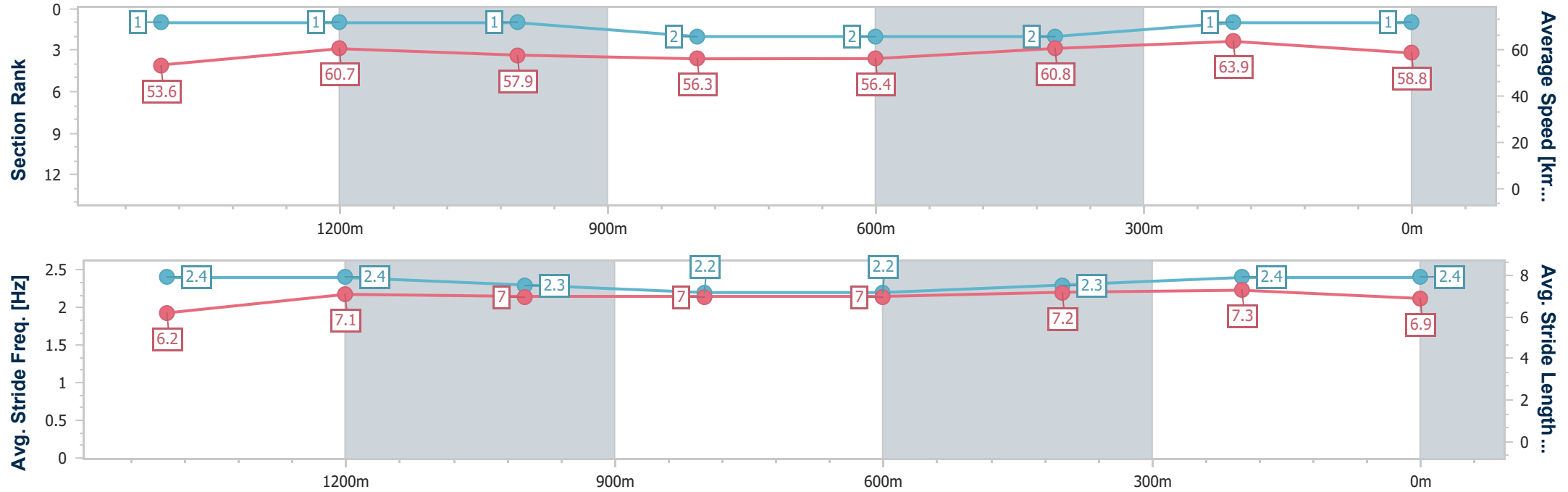
Horse/Jockey Name	Express Payment
Final Rank	1
Fastest Section Time (Section)	0:11.18 (400m)
Top Speed [km/h] (Section)	64.9 (400m)
Race State	Finished



Doomben QLD Professional
Race 4: LADBROKES CALCUTTA & LUNCHEON 13 JUNE
BENCHMARK 68 Handicap - 1660m
23 April 2025 - 14:18
Track Rating: Soft 5, Weather: Fine, Rail Position: +10m Entire



Section	Overall	1400m	1200m	1000m	800m	600m	400m	200m					
Section Times	1:43.01 [1] (0:17.55)	1:25.46 [1] (0:12.07)	1:13.39 [1] (0:12.45)	1:00.94 [1] (0:12.84)	0:48.10 [2] (0:12.80)	0:35.30 [2] (0:11.86)	0:23.44 [2] (0:11.18)	0:12.26 [1] (0:12.26)					
Average Speed [km/h]	53.6	60.7	57.9	56.3	56.4	60.8	63.9	58.8					
Top Speed [km/h]	63.4	62.8	58.6	57.7	58.7	63.2	64.9	63.4					
Avg. Dist. to Rail [m]	5.1	2.7	1.2	1.5	1.3	0.9	2.7	2.9					
Avg. Stride Freq. [Hz]	2.4	2.4	2.3	2.2	2.2	2.3	2.4	2.4					
Avg. Stride Length [m]	6.2	7.1	7.0	7.0	7.0	7.2	7.3	6.9					





Horse/Jockey Name	Texas Fireball
Final Rank	2
Fastest Section Time (Section)	0:11.42 (400m)
Top Speed [km/h] (Section)	63.9 (400m)
Race State	Finished

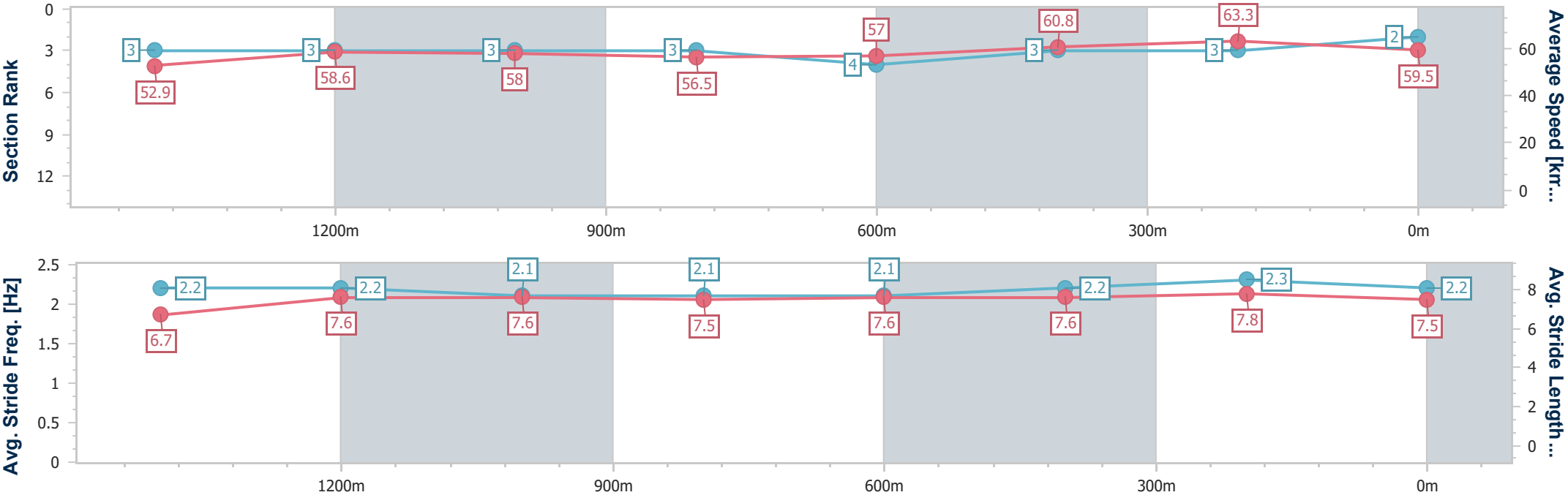


Doomben QLD Professional
Race 4: LADBROKES CALCUTTA & LUNCHEON 13 JUNE
BENCHMARK 68 Handicap - 1660m
23 April 2025 - 14:18
Track Rating: Soft 5, Weather: Fine, Rail Position: +10m Entire



BRISBANE
RACING CLUB

Section	Overall	1400m	1200m	1000m	800m	600m	400m	200m					
Section Times	1:43.28 [2] (0:17.70)	1:25.58 [3] (0:12.29)	1:13.29 [3] (0:12.43)	1:00.86 [3] (0:12.73)	0:48.13 [3] (0:12.74)	0:35.39 [4] (0:11.88)	0:23.51 [3] (0:11.42)	0:12.09 [3] (0:12.09)					
Average Speed [km/h]	52.9	58.6	58.0	56.5	57.0	60.8	63.3	59.5					
Top Speed [km/h]	61.9	59.9	58.5	58.2	59.3	62.2	63.9	63.0					
Avg. Dist. to Rail [m]	1.1	0.2	0.9	0.6	1.3	1.1	1.0	0.8					
Avg. Stride Freq. [Hz]	2.2	2.2	2.1	2.1	2.1	2.2	2.3	2.2					
Avg. Stride Length [m]	6.7	7.6	7.6	7.5	7.6	7.6	7.8	7.5					





Horse/Jockey Name	Smart As Smart
Final Rank	3
Fastest Section Time (Section)	0:11.18 (400m)
Top Speed [km/h] (Section)	64.8 (400m)
Race State	Finished

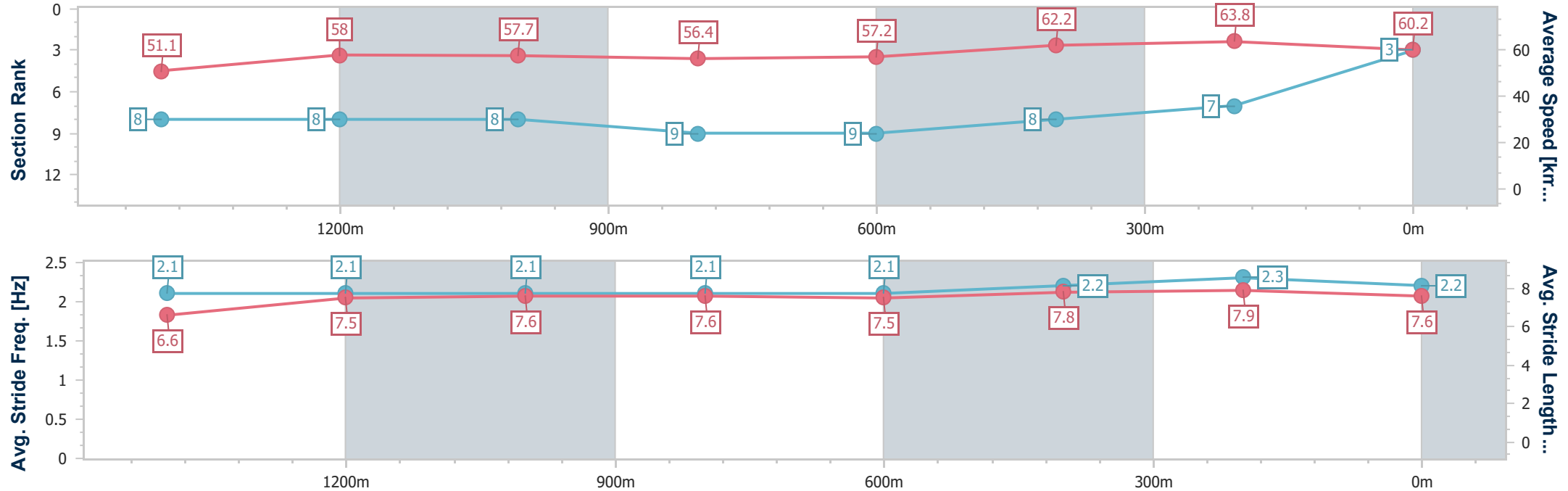


Doomben QLD Professional
Race 4: LADBROKES CALCUTTA & LUNCHEON 13 JUNE
BENCHMARK 68 Handicap - 1660m
23 April 2025 - 14:18
Track Rating: Soft 5, Weather: Fine, Rail Position: +10m Entire



BRISBANE
RACING CLUB

Section	Overall	1400m	1200m	1000m	800m	600m	400m	200m					
Section Times	1:43.42 [3] (0:18.30)	1:25.12 [8] (0:12.51)	1:12.61 [8] (0:12.47)	1:00.14 [8] (0:12.78)	0:47.36 [9] (0:12.65)	0:34.71 [9] (0:11.55)	0:23.16 [8] (0:11.18)	0:11.98 [7] (0:11.98)					
Average Speed [km/h]	51.1	58.0	57.7	56.4	57.2	62.2	63.8	60.2					
Top Speed [km/h]	60.3	59.9	59.0	58.9	58.5	64.3	64.8	63.1					
Avg. Dist. to Rail [m]	2.0	1.0	1.6	1.2	1.0	1.3	2.7	1.9					
Avg. Stride Freq. [Hz]	2.1	2.1	2.1	2.1	2.1	2.2	2.3	2.2					
Avg. Stride Length [m]	6.6	7.5	7.6	7.6	7.5	7.8	7.9	7.6					





Horse/Jockey Name	Feathertop
Final Rank	4
Fastest Section Time (Section)	0:11.37 (400m)
Top Speed [km/h] (Section)	64.7 (400m)
Race State	Finished

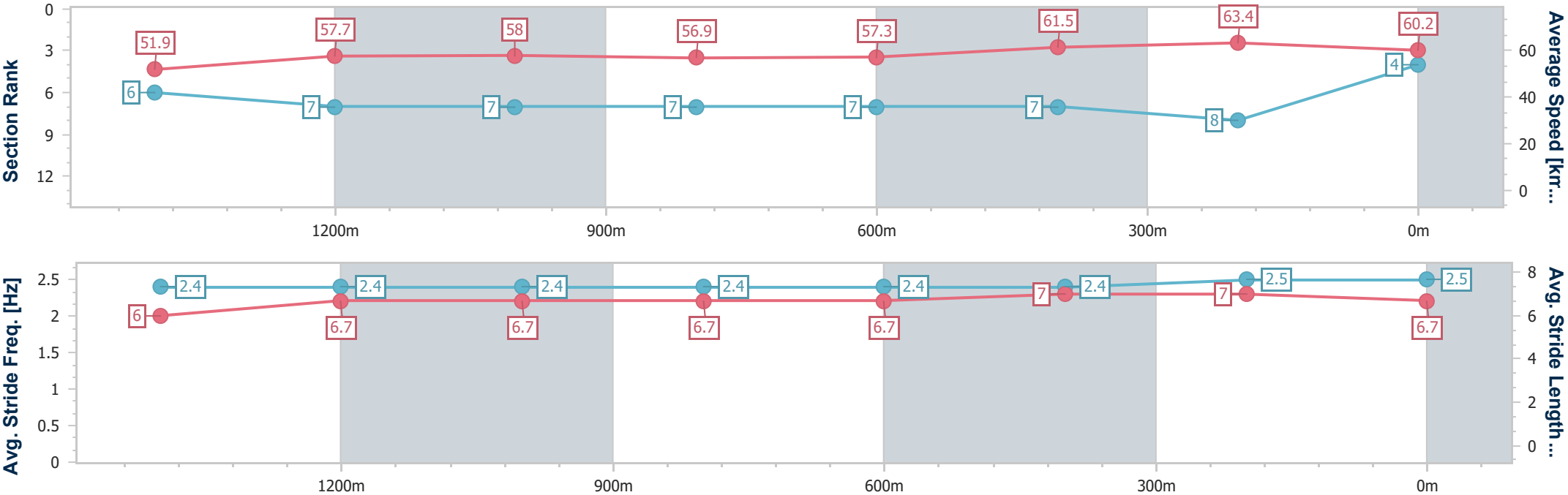


Doomben QLD Professional
Race 4: LADBROKES CALCUTTA & LUNCHEON 13 JUNE
BENCHMARK 68 Handicap - 1660m
23 April 2025 - 14:18
Track Rating: Soft 5, Weather: Fine, Rail Position: +10m Entire



BRISBANE
RACING CLUB

Section	Overall	1400m	1200m	1000m	800m	600m	400m	200m					
Section Times	1:43.48 [4] (0:18.06)	1:25.42 [6] (0:12.48)	1:12.94 [7] (0:12.43)	1:00.51 [7] (0:12.69)	0:47.82 [7] (0:12.68)	0:35.14 [7] (0:11.77)	0:23.37 [7] (0:11.37)	0:12.00 [8] (0:12.00)					
Average Speed [km/h]	51.9	57.7	58.0	56.9	57.3	61.5	63.4	60.2					
Top Speed [km/h]	60.1	59.7	59.2	58.7	58.7	63.9	64.7	62.3					
Avg. Dist. to Rail [m]	0.4	0.4	1.5	1.2	1.3	1.5	3.1	5.1					
Avg. Stride Freq. [Hz]	2.4	2.4	2.4	2.4	2.4	2.4	2.5	2.5					
Avg. Stride Length [m]	6.0	6.7	6.7	6.7	6.7	7.0	7.0	6.7					



[] Ranking at each section and finish
-.-.- No data available at this section
NA No data available



Horse/Jockey Name	Kirikan
Final Rank	5
Fastest Section Time (Section)	0:11.42 (400m)
Top Speed [km/h] (Section)	63.9 (400m)
Race State	Finished

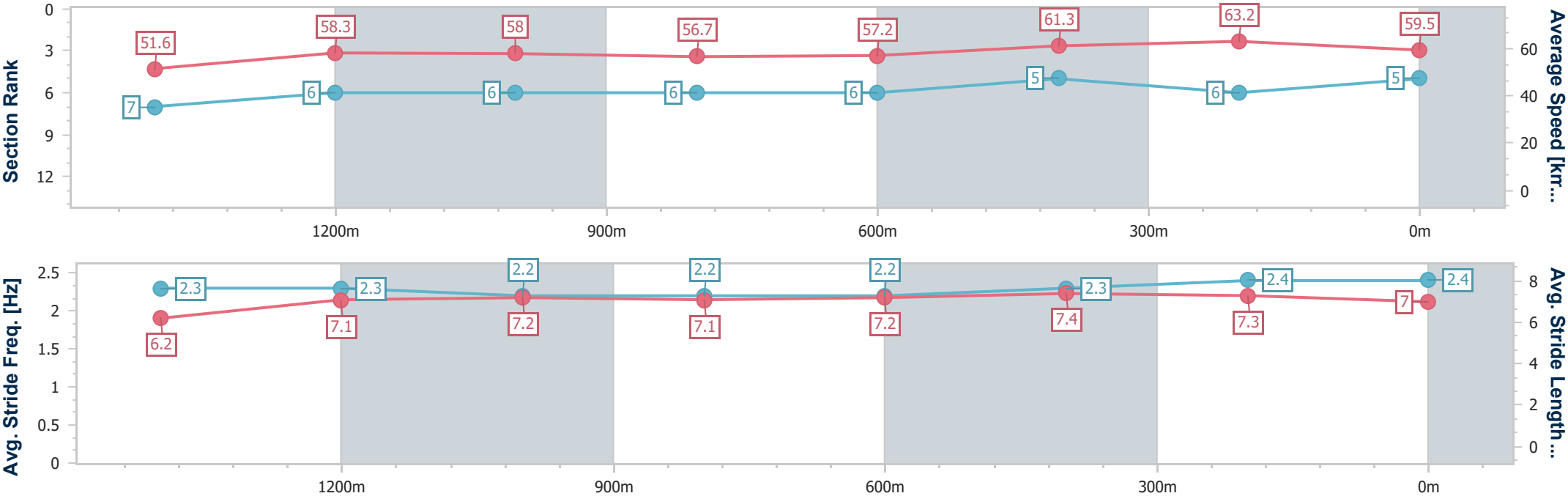


Doomben QLD Professional
Race 4: LADBROKES CALCUTTA & LUNCHEON 13 JUNE
BENCHMARK 68 Handicap - 1660m
23 April 2025 - 14:18
Track Rating: Soft 5, Weather: Fine, Rail Position: +10m Entire



BRISBANE
RACING CLUB

Section	Overall	1400m	1200m	1000m	800m	600m	400m	200m					
Section Times	1:43.48 [5] (0:18.14)	1:25.34 [7] (0:12.34)	1:13.00 [6] (0:12.41)	1:00.59 [6] (0:12.72)	0:47.87 [6] (0:12.65)	0:35.22 [6] (0:11.74)	0:23.48 [5] (0:11.42)	0:12.06 [6] (0:12.06)					
Average Speed [km/h]	51.6	58.3	58.0	56.7	57.2	61.3	63.2	59.5					
Top Speed [km/h]	63.7	60.2	59.7	58.9	59.8	63.2	63.9	62.1					
Avg. Dist. to Rail [m]	1.4	0.4	1.3	0.8	0.7	0.5	0.4	0.5					
Avg. Stride Freq. [Hz]	2.3	2.3	2.2	2.2	2.2	2.3	2.4	2.4					
Avg. Stride Length [m]	6.2	7.1	7.2	7.1	7.2	7.4	7.3	7.0					





Horse/Jockey Name	Yellowhammer
Final Rank	6
Fastest Section Time (Section)	0:11.24 (400m)
Top Speed [km/h] (Section)	65.7 (400m)
Race State	Finished

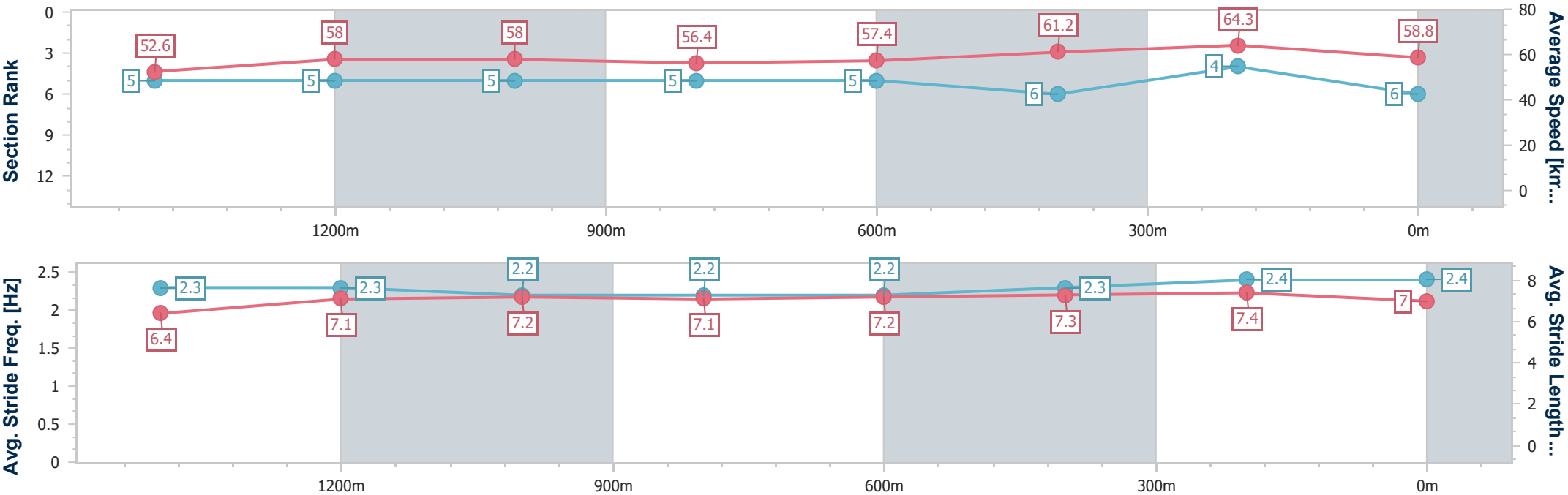


Doomben QLD Professional
Race 4: LADBROKES CALCUTTA & LUNCHEON 13 JUNE
BENCHMARK 68 Handicap - 1660m
23 April 2025 - 14:18
Track Rating: Soft 5, Weather: Fine, Rail Position: +10m Entire



BRISBANE
RACING CLUB

Section	Overall	1400m	1200m	1000m	800m	600m	400m	200m					
Section Times	1:43.52 [6] (0:17.76)	1:25.76 [5] (0:12.51)	1:13.25 [5] (0:12.44)	1:00.81 [5] (0:12.79)	0:48.02 [5] (0:12.71)	0:35.31 [5] (0:11.81)	0:23.50 [6] (0:11.24)	0:12.26 [4] (0:12.26)					
Average Speed [km/h]	52.6	58.0	58.0	56.4	57.4	61.2	64.3	58.8					
Top Speed [km/h]	60.9	60.0	59.1	58.1	59.2	63.8	65.7	62.6					
Avg. Dist. to Rail [m]	1.2	1.8	3.1	1.6	2.0	1.4	2.7	2.0					
Avg. Stride Freq. [Hz]	2.3	2.3	2.2	2.2	2.2	2.3	2.4	2.4					
Avg. Stride Length [m]	6.4	7.1	7.2	7.1	7.2	7.3	7.4	7.0					





Horse/Jockey Name	Genetic Freak
Final Rank	7
Fastest Section Time (Section)	0:11.62 (400m)
Top Speed [km/h] (Section)	63.5 (Overall)
Race State	Finished

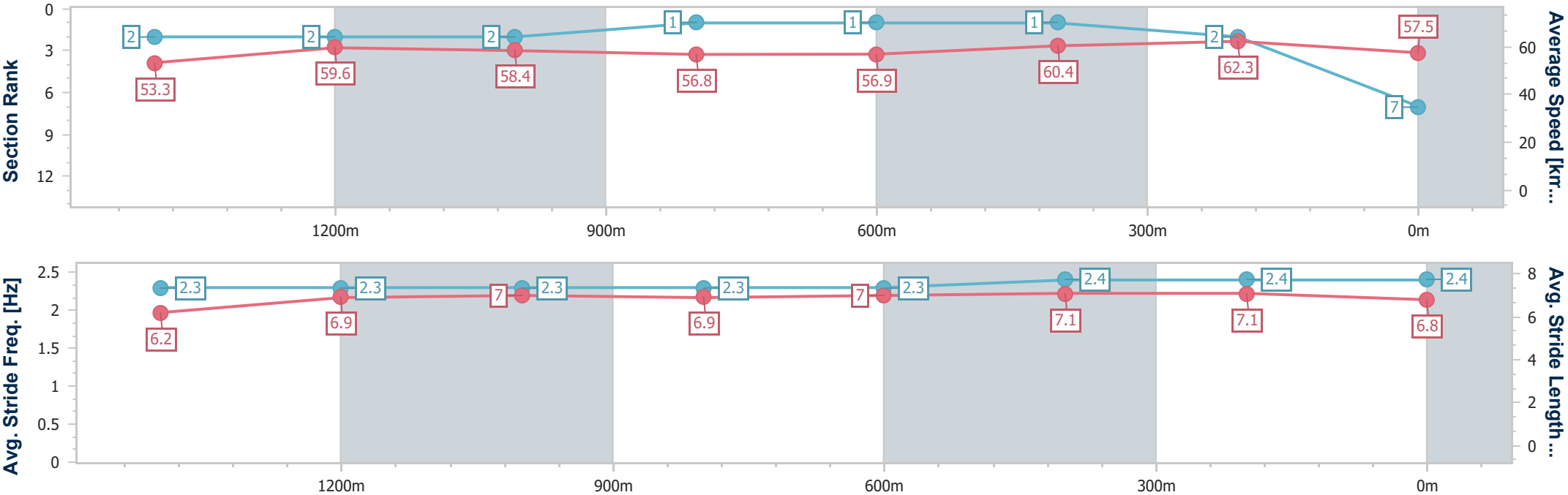


Doomben QLD Professional
Race 4: LADBROKES CALCUTTA & LUNCHEON 13 JUNE
BENCHMARK 68 Handicap - 1660m
23 April 2025 - 14:18
Track Rating: Soft 5, Weather: Fine, Rail Position: +10m Entire



BRISBANE
RACING CLUB

Section	Overall	1400m	1200m	1000m	800m	600m	400m	200m					
Section Times	1:43.64 [7] (0:17.64)	1:26.00 [2] (0:12.16)	1:13.84 [2] (0:12.31)	1:01.53 [2] (0:12.67)	0:48.86 [1] (0:12.67)	0:36.19 [1] (0:12.07)	0:24.12 [1] (0:11.62)	0:12.50 [2] (0:12.50)					
Average Speed [km/h]	53.3	59.6	58.4	56.8	56.9	60.4	62.3	57.5					
Top Speed [km/h]	63.5	60.5	59.1	57.5	58.1	61.3	62.9	61.3					
Avg. Dist. to Rail [m]	3.7	1.1	0.8	0.5	0.7	2.2	1.6	1.7					
Avg. Stride Freq. [Hz]	2.3	2.3	2.3	2.3	2.3	2.4	2.4	2.4					
Avg. Stride Length [m]	6.2	6.9	7.0	6.9	7.0	7.1	7.1	6.8					





Horse/Jockey Name	First Innings
Final Rank	8
Fastest Section Time (Section)	0:11.27 (400m)
Top Speed [km/h] (Section)	65.2 (400m)
Race State	Finished

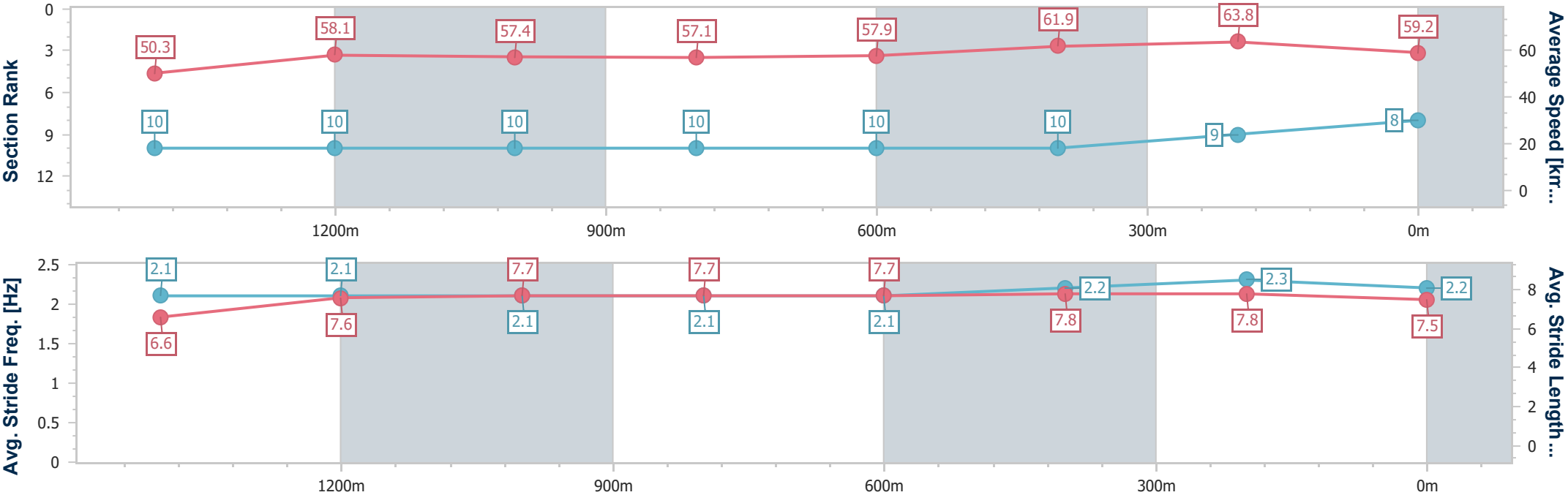


Doomben QLD Professional
Race 4: LADBROKES CALCUTTA & LUNCHEON 13 JUNE
BENCHMARK 68 Handicap - 1660m
23 April 2025 - 14:18
Track Rating: Soft 5, Weather: Fine, Rail Position: +10m Entire



BRISBANE
RACING CLUB

Section	Overall	1400m	1200m	1000m	800m	600m	400m	200m					
Section Times	1:43.91 [8] (0:18.65)	1:25.26 [10] (0:12.48)	1:12.78 [10] (0:12.49)	1:00.29 [10] (0:12.73)	0:47.56 [10] (0:12.49)	0:35.07 [10] (0:11.62)	0:23.45 [10] (0:11.27)	0:12.18 [9] (0:12.18)					
Average Speed [km/h]	50.3	58.1	57.4	57.1	57.9	61.9	63.8	59.2					
Top Speed [km/h]	60.0	60.1	59.4	59.4	59.7	64.4	65.2	62.5					
Avg. Dist. to Rail [m]	3.6	0.9	2.1	2.1	1.1	0.3	2.6	4.0					
Avg. Stride Freq. [Hz]	2.1	2.1	2.1	2.1	2.1	2.2	2.3	2.2					
Avg. Stride Length [m]	6.6	7.6	7.7	7.7	7.7	7.8	7.8	7.5					





Horse/Jockey Name	Gracie Blue
Final Rank	9
Fastest Section Time (Section)	0:11.62 (400m)
Top Speed [km/h] (Section)	63.8 (400m)
Race State	Finished

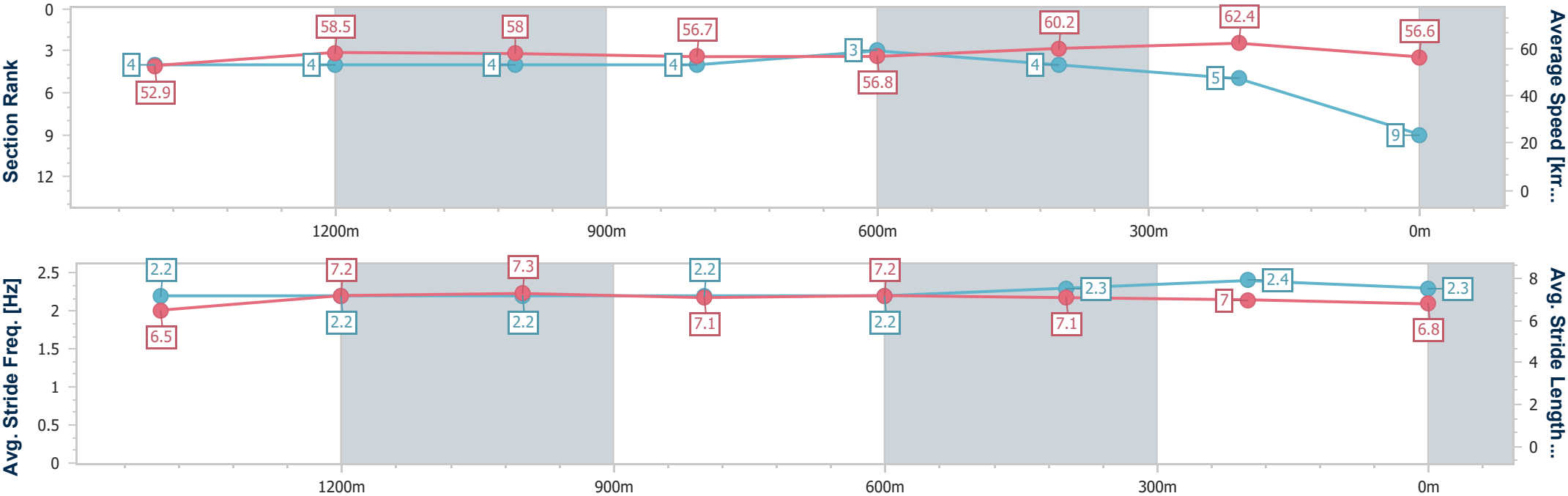


Doomben QLD Professional
Race 4: LADBROKES CALCUTTA & LUNCHEON 13 JUNE
BENCHMARK 68 Handicap - 1660m
23 April 2025 - 14:18
Track Rating: Soft 5, Weather: Fine, Rail Position: +10m Entire



BRISBANE
RACING CLUB

Section	Overall	1400m	1200m	1000m	800m	600m	400m	200m					
Section Times	1:44.13 [9] (0:17.71)	1:26.42 [4] (0:12.38)	1:14.04 [4] (0:12.37)	1:01.67 [4] (0:12.69)	0:48.98 [4] (0:12.66)	0:36.32 [3] (0:11.98)	0:24.34 [4] (0:11.62)	0:12.72 [5] (0:12.72)					
Average Speed [km/h]	52.9	58.5	58.0	56.7	56.8	60.2	62.4	56.6					
Top Speed [km/h]	61.5	60.0	59.0	58.6	58.2	61.6	63.8	60.5					
Avg. Dist. to Rail [m]	1.1	0.6	1.0	0.4	0.4	0.7	2.4	3.5					
Avg. Stride Freq. [Hz]	2.2	2.2	2.2	2.2	2.2	2.3	2.4	2.3					
Avg. Stride Length [m]	6.5	7.2	7.3	7.1	7.2	7.1	7.0	6.8					





Horse/Jockey Name	Step On Fire
Final Rank	10
Fastest Section Time (Section)	0:11.53 (400m)
Top Speed [km/h] (Section)	63.1 (400m)
Race State	Finished

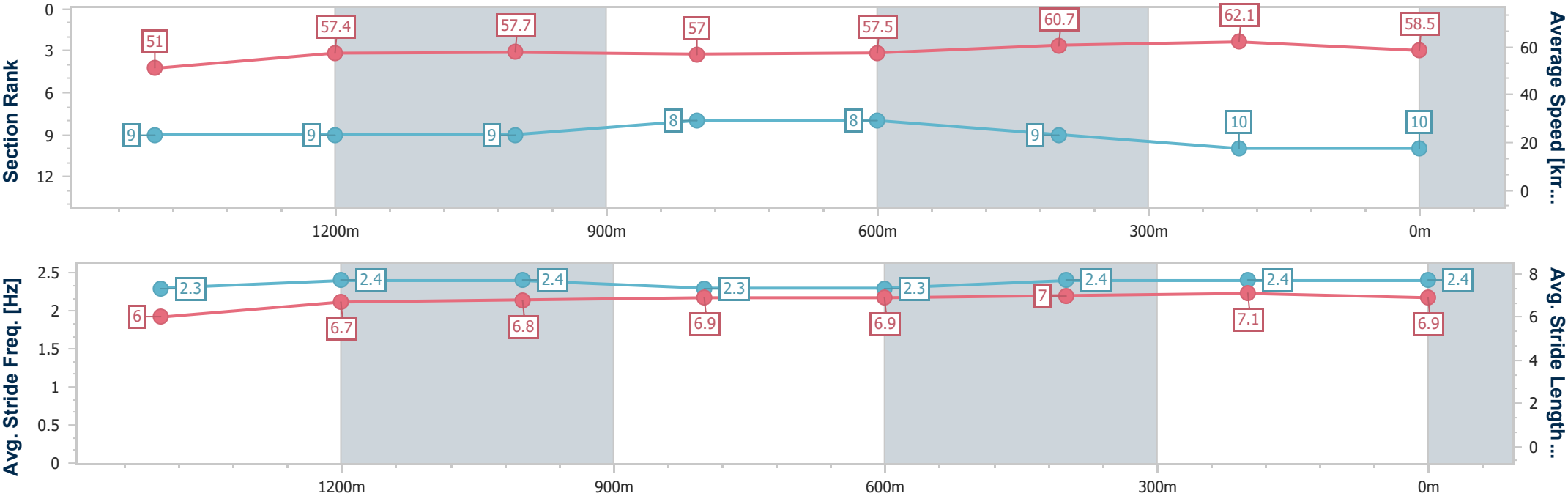


Doomben QLD Professional
Race 4: LADBROKES CALCUTTA & LUNCHEON 13 JUNE
BENCHMARK 68 Handicap - 1660m
23 April 2025 - 14:18
Track Rating: Soft 5, Weather: Fine, Rail Position: +10m Entire



BRISBANE
RACING CLUB

Section	Overall	1400m	1200m	1000m	800m	600m	400m	200m					
Section Times	1:44.20 [10] (0:18.37)	1:25.83 [9] (0:12.52)	1:13.31 [9] (0:12.45)	1:00.86 [9] (0:12.67)	0:48.19 [8] (0:12.54)	0:35.65 [8] (0:11.80)	0:23.85 [9] (0:11.53)	0:12.32 [10] (0:12.32)					
Average Speed [km/h]	51.0	57.4	57.7	57.0	57.5	60.7	62.1	58.5					
Top Speed [km/h]	59.4	59.9	59.1	59.3	59.2	62.0	63.1	61.5					
Avg. Dist. to Rail [m]	1.2	0.4	0.5	0.4	0.1	0.9	1.8	1.1					
Avg. Stride Freq. [Hz]	2.3	2.4	2.4	2.3	2.3	2.4	2.4	2.4					
Avg. Stride Length [m]	6.0	6.7	6.8	6.9	6.9	7.0	7.1	6.9					





Doomben QLD Professional
Race 5: STRADBROKE SEASON BOOK NOW QTIS Three-Year-Old
BENCHMARK 70 Handicap - 1200m
23 April 2025 - 14:53



Track Rating: Soft 5, Weather: Fine, Rail Position: +10m Entire

Section		Overall				1000m	800m	600m	400m	200m	Last 600m		
Field Times		1:11.73 (0:13.50)				0:58.23 (0:11.09)	0:47.14 (0:11.63)	0:35.51 (0:12.04)	0:23.47 (0:11.33)	0:12.14 (0:12.14)	0:35.51		
Rank	TAB Horse/Jockey	Barrier	Top Speed [km/h]	Fastest Section								Margin	Distance Travelled [m]
1	13 BOOMING BIANCA	6	67.1	0:11.10	1:11.73 [1]	0:58.13 [2]	0:47.03 [2]	0:35.31 [2]	0:23.43 [3]	0:12.14 [1]	1:11.73	0:35.31	
	Kyle Wilson-Taylor		1000m	1000m	(0:13.60)	(0:11.10)	(0:11.72)	(0:11.88)	(0:11.29)	(0:12.14)			
2	2 ALPHA BRAVO	5	66.6	0:11.09	1:11.73 [2]	0:58.23 [1]	0:47.14 [1]	0:35.51 [1]	0:23.46 [2]	0:12.12 [2]	0.03L	0:35.51	-3
	Ryan Maloney		Overall	1000m	(0:13.50)	(0:11.09)	(0:11.63)	(0:12.05)	(0:11.34)	(0:12.12)			
3	8 SOCRAZYINLOVE	2	67.4	0:11.13	1:11.86 [3]	0:58.19 [4]	0:47.06 [4]	0:35.37 [4]	0:23.60 [1]	0:12.11 [3]	0.76L	0:35.37	+0
	Angela Jones		1000m	1000m	(0:13.67)	(0:11.13)	(0:11.69)	(0:11.77)	(0:11.49)	(0:12.11)			
4	9 SHAMADAN	7	65.8	0:11.14	1:11.98 [4]	0:57.83 [8]	0:46.69 [8]	0:35.22 [8]	0:23.55 [6]	0:12.10 [4]	1.48L	0:35.22	-3
	Andrew Mallyon		Overall	1000m	(0:14.15)	(0:11.14)	(0:11.47)	(0:11.67)	(0:11.45)	(0:12.10)			
5	10 BENGAL DIAMOND	3	66.2	0:11.32	1:12.04 [5]	0:57.88 [9]	0:46.56 [9]	0:35.14 [9]	0:23.44 [8]	0:12.03 [8]	1.86L	0:35.14	-1
	Emily Lang		Overall	1000m	(0:14.16)	(0:11.32)	(0:11.42)	(0:11.70)	(0:11.41)	(0:12.03)			
6	3 DEVINE FORCE	1	65.6	0:11.07	1:12.05 [6]	0:58.36 [5]	0:47.29 [3]	0:35.59 [3]	0:23.67 [5]	0:12.14 [5]	1.87L	0:35.59	-4
	Martin Harley		1000m	1000m	(0:13.69)	(0:11.07)	(0:11.70)	(0:11.92)	(0:11.53)	(0:12.14)			
7	6 BOLD ARTIC	8	65.3	0:11.40	1:12.20 [7]	0:58.55 [3]	0:47.15 [5]	0:35.61 [5]	0:23.83 [4]	0:12.29 [5]	2.75L	0:35.61	+2
	Ron Stewart		Overall	1000m	(0:13.65)	(0:11.40)	(0:11.54)	(0:11.78)	(0:11.54)	(0:12.29)			
8	11 VIALE	9	65.8	0:11.36	1:12.30 [8]	0:58.48 [6]	0:47.12 [7]	0:35.63 [6]	0:23.75 [7]	0:12.34 [7]	3.36L	0:35.63	+6
	Damien Thornton		Overall	1000m	(0:13.82)	(0:11.36)	(0:11.49)	(0:11.88)	(0:11.41)	(0:12.34)			
9	12 AQUATIER	4	65.3	0:11.21	1:12.36 [9]	0:58.42 [7]	0:47.21 [6]	0:35.63 [7]	0:23.70 [9]	0:12.24 [9]	3.7L	0:35.63	-4
	Cejay Graham		1000m	1000m	(0:13.94)	(0:11.21)	(0:11.58)	(0:11.93)	(0:11.46)	(0:12.24)			

Scratched: Gin A Tonic (#1), Indubitably (#4), King Potter (#5), Heart And Spirit (#7)



Horse/Jockey Name	Booming Bianca
Final Rank	1
Fastest Section Time (Section)	0:11.10 (1000m)
Top Speed [km/h] (Section)	67.1 (1000m)
Race State	Finished

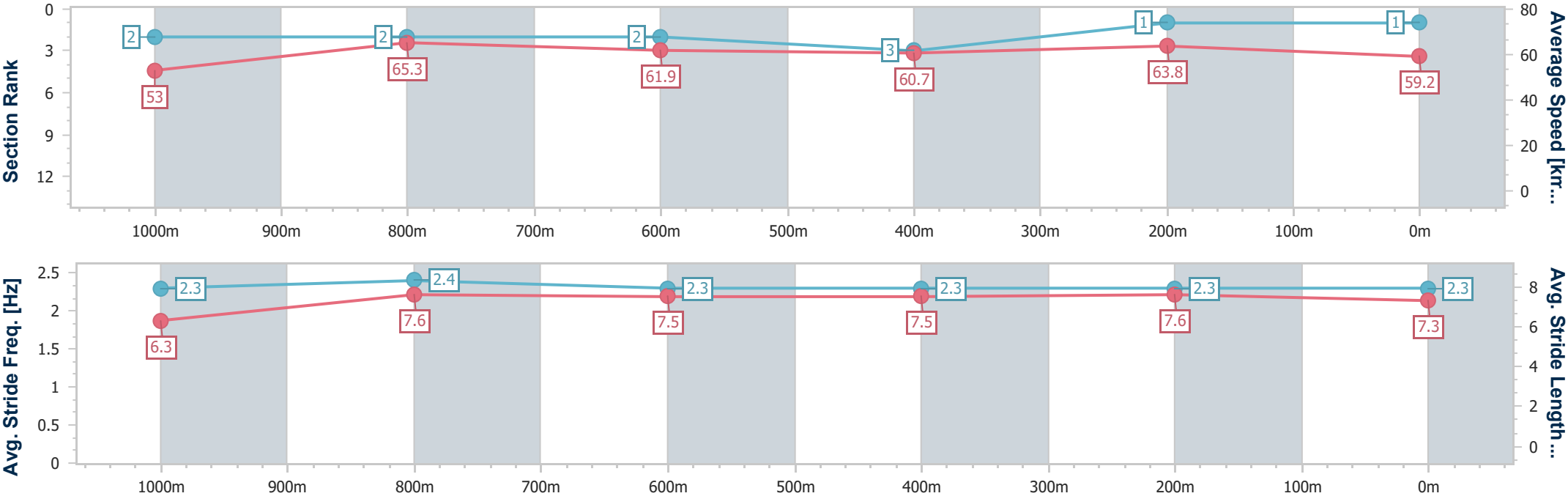


Doomben QLD Professional
Race 5: STRADBROKE SEASON BOOK NOW QTIS Three-Year-
Old BENCHMARK 70 Handicap - 1200m
23 April 2025 - 14:53
Track Rating: Soft 5, Weather: Fine, Rail Position: +10m Entire



BRISBANE
RACING CLUB

Section	Overall	1000m	800m	600m	400m	200m							
Section Times	1:11.73 [1] (0:13.60)	0:58.13 [2] (0:11.10)	0:47.03 [2] (0:11.72)	0:35.31 [2] (0:11.88)	0:23.43 [3] (0:11.29)	0:12.14 [1] (0:12.14)							
Average Speed [km/h]	53.0	65.3	61.9	60.7	63.8	59.2							
Top Speed [km/h]	66.4	67.1	63.2	61.4	66.0	63.3							
Avg. Dist. to Rail [m]	5.1	2.2	1.6	0.6	1.0	0.3							
Avg. Stride Freq. [Hz]	2.3	2.4	2.3	2.3	2.3	2.3							
Avg. Stride Length [m]	6.3	7.6	7.5	7.5	7.6	7.3							





Horse/Jockey Name	Alpha Bravo
Final Rank	2
Fastest Section Time (Section)	0:11.09 (1000m)
Top Speed [km/h] (Section)	66.6 (Overall)
Race State	Finished

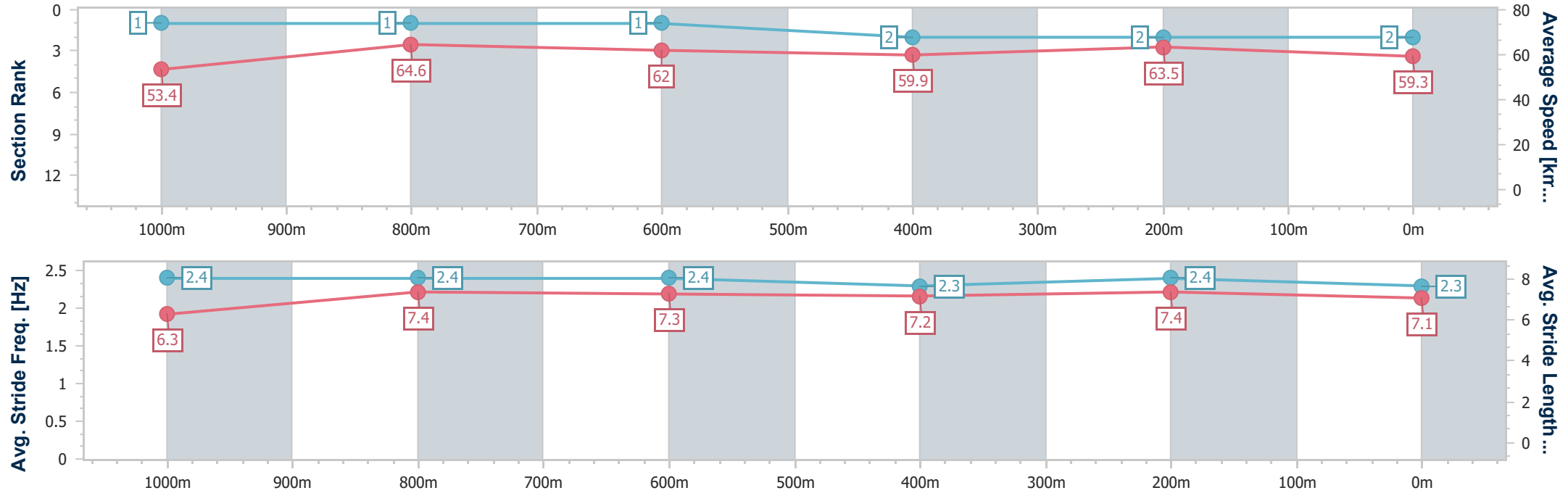


Doomben QLD Professional
Race 5: STRADBROKE SEASON BOOK NOW QTIS Three-Year-
Old BENCHMARK 70 Handicap - 1200m
23 April 2025 - 14:53
Track Rating: Soft 5, Weather: Fine, Rail Position: +10m Entire



BRISBANE
RACING CLUB

Section	Overall	1000m	800m	600m	400m	200m								
Section Times	1:11.73 [2] (0:13.50)	0:58.23 [1] (0:11.09)	0:47.14 [1] (0:11.63)	0:35.51 [1] (0:12.05)	0:23.46 [2] (0:11.34)	0:12.12 [2] (0:12.12)								
Average Speed [km/h]	53.4	64.6	62.0	59.9	63.5	59.3								
Top Speed [km/h]	66.6	66.1	64.3	60.4	64.5	63.6								
Avg. Dist. to Rail [m]	3.6	0.8	0.5	0.5	0.8	0.8								
Avg. Stride Freq. [Hz]	2.4	2.4	2.4	2.3	2.4	2.3								
Avg. Stride Length [m]	6.3	7.4	7.3	7.2	7.4	7.1								





Horse/Jockey Name	Socrazyinlove
Final Rank	3
Fastest Section Time (Section)	0:11.13 (1000m)
Top Speed [km/h] (Section)	67.4 (1000m)
Race State	Finished

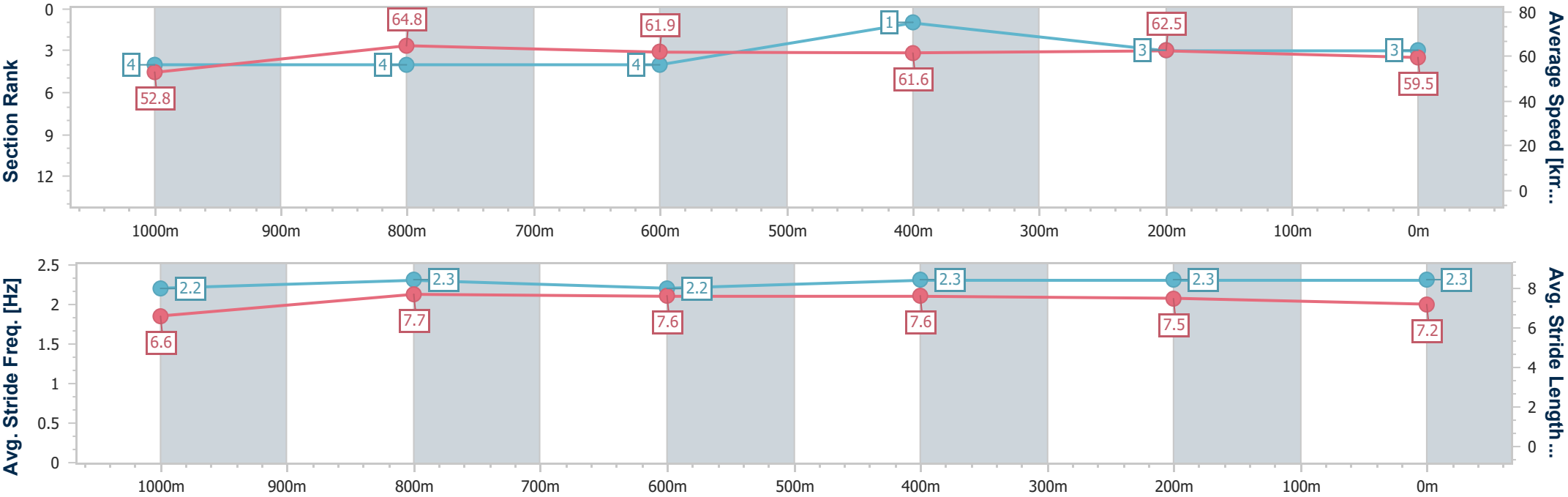


Doomben QLD Professional
Race 5: STRADBROKE SEASON BOOK NOW QTIS Three-Year-
Old BENCHMARK 70 Handicap - 1200m
23 April 2025 - 14:53
Track Rating: Soft 5, Weather: Fine, Rail Position: +10m Entire



BRISBANE
RACING CLUB

Section	Overall	1000m	800m	600m	400m	200m								
Section Times	1:11.86 [3] (0:13.67)	0:58.19 [4] (0:11.13)	0:47.06 [4] (0:11.69)	0:35.37 [4] (0:11.77)	0:23.60 [1] (0:11.49)	0:12.11 [3] (0:12.11)								
Average Speed [km/h]	52.8	64.8	61.9	61.6	62.5	59.5								
Top Speed [km/h]	67.4	67.4	63.7	62.1	64.0	62.3								
Avg. Dist. to Rail [m]	2.3	1.4	1.3	0.8	1.1	1.5								
Avg. Stride Freq. [Hz]	2.2	2.3	2.2	2.3	2.3	2.3								
Avg. Stride Length [m]	6.6	7.7	7.6	7.6	7.5	7.2								





Horse/Jockey Name	Shamadan
Final Rank	4
Fastest Section Time (Section)	0:11.14 (1000m)
Top Speed [km/h] (Section)	65.8 (Overall)
Race State	Finished

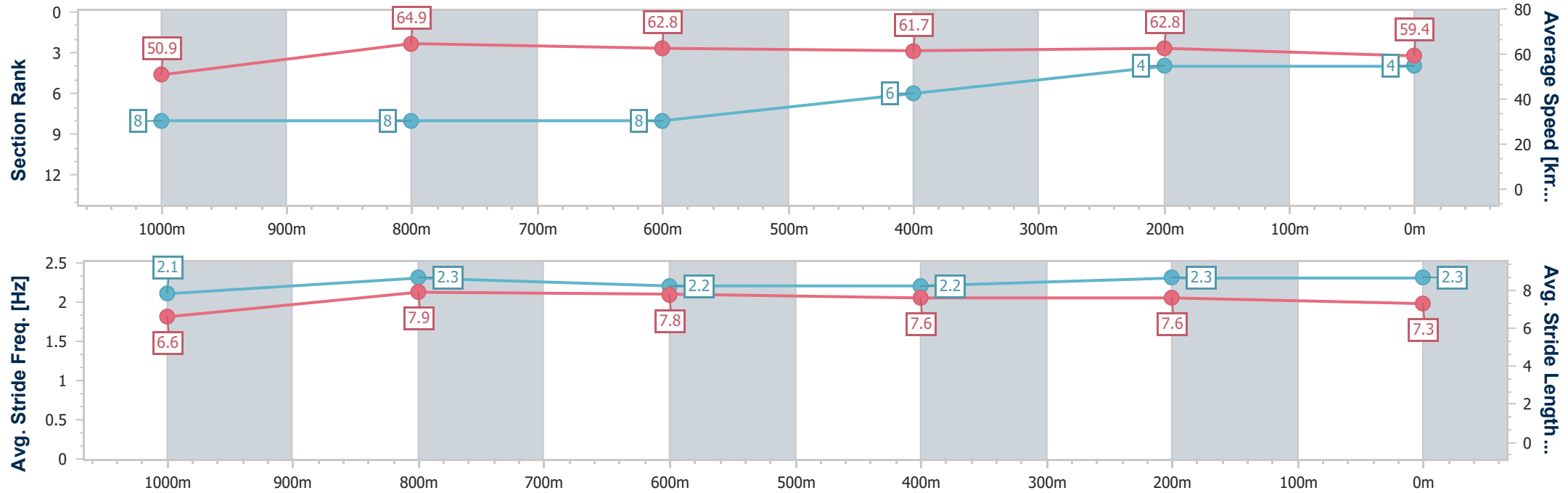


Doomben QLD Professional
Race 5: STRADBROKE SEASON BOOK NOW QTIS Three-Year-
Old BENCHMARK 70 Handicap - 1200m
23 April 2025 - 14:53
Track Rating: Soft 5, Weather: Fine, Rail Position: +10m Entire



BRISBANE
RACING CLUB

Section	Overall	1000m	800m	600m	400m	200m								
Section Times	1:11.98 [4] (0:14.15)	0:57.83 [8] (0:11.14)	0:46.69 [8] (0:11.47)	0:35.22 [8] (0:11.67)	0:23.55 [6] (0:11.45)	0:12.10 [4] (0:12.10)								
Average Speed [km/h]	50.9	64.9	62.8	61.7	62.8	59.4								
Top Speed [km/h]	65.8	65.6	64.2	62.9	64.0	62.8								
Avg. Dist. to Rail [m]	5.4	1.3	0.5	0.5	0.6	0.2								
Avg. Stride Freq. [Hz]	2.1	2.3	2.2	2.2	2.3	2.3								
Avg. Stride Length [m]	6.6	7.9	7.8	7.6	7.6	7.3								





Horse/Jockey Name	Bengal Diamond
Final Rank	5
Fastest Section Time (Section)	0:11.32 (1000m)
Top Speed [km/h] (Section)	66.2 (Overall)
Race State	Finished

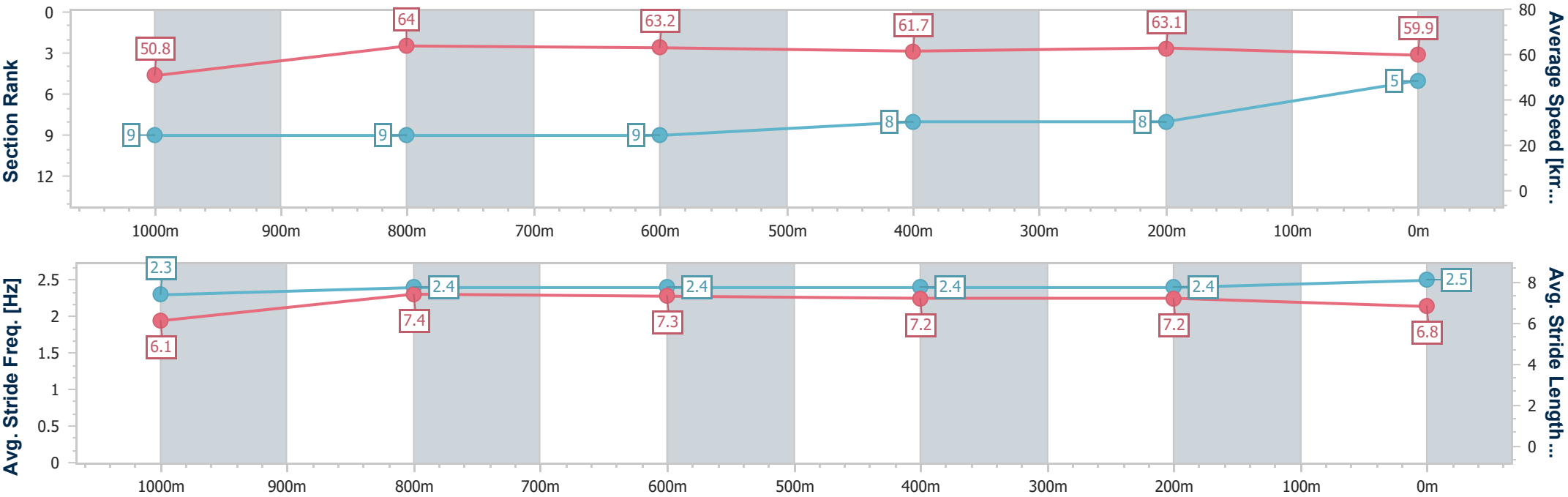


Doomben QLD Professional
Race 5: STRADBROKE SEASON BOOK NOW QTIS Three-Year-
Old BENCHMARK 70 Handicap - 1200m
23 April 2025 - 14:53
Track Rating: Soft 5, Weather: Fine, Rail Position: +10m Entire



BRISBANE
RACING CLUB

Section	Overall	1000m	800m	600m	400m	200m							
Section Times	1:12.04 [5] (0:14.16)	0:57.88 [9] (0:11.32)	0:46.56 [9] (0:11.42)	0:35.14 [9] (0:11.70)	0:23.44 [8] (0:11.41)	0:12.03 [8] (0:12.03)							
Average Speed [km/h]	50.8	64.0	63.2	61.7	63.1	59.9							
Top Speed [km/h]	66.2	64.8	64.3	62.5	63.9	63.0							
Avg. Dist. to Rail [m]	3.3	1.0	0.6	0.6	1.8	2.8							
Avg. Stride Freq. [Hz]	2.3	2.4	2.4	2.4	2.4	2.5							
Avg. Stride Length [m]	6.1	7.4	7.3	7.2	7.2	6.8							





Horse/Jockey Name	Devine Force
Final Rank	6
Fastest Section Time (Section)	0:11.07 (1000m)
Top Speed [km/h] (Section)	65.6 (1000m)
Race State	Finished

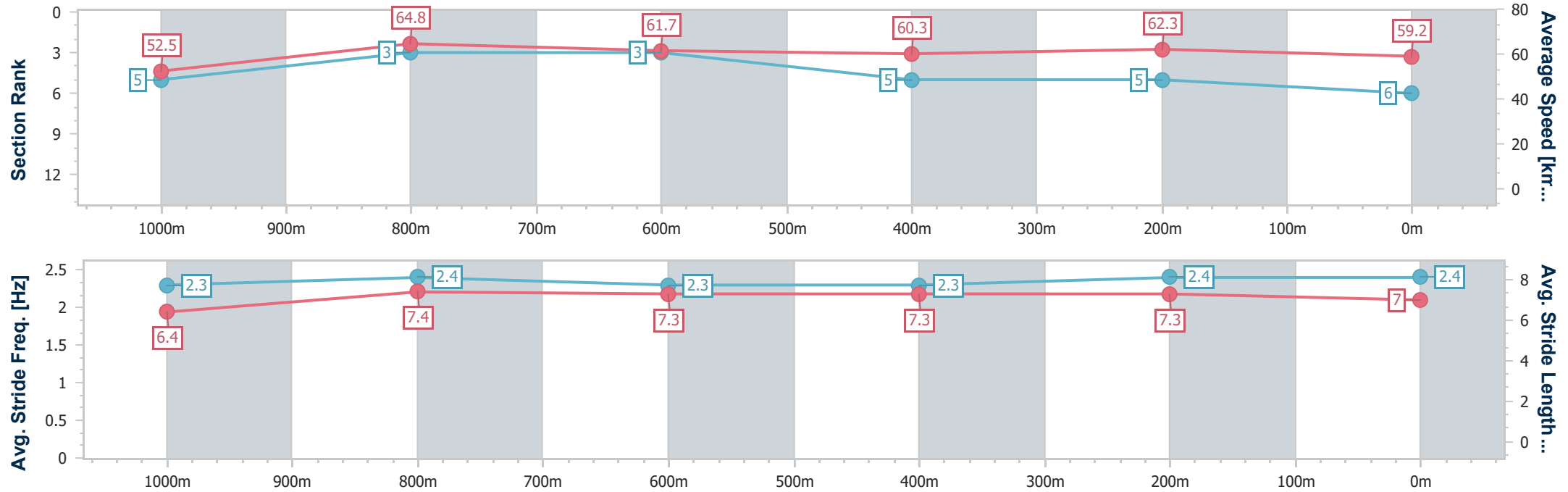


Doomben QLD Professional
Race 5: STRADBROKE SEASON BOOK NOW QTIS Three-Year-
Old BENCHMARK 70 Handicap - 1200m
23 April 2025 - 14:53
Track Rating: Soft 5, Weather: Fine, Rail Position: +10m Entire



BRISBANE
RACING CLUB

Section	Overall	1000m	800m	600m	400m	200m							
Section Times	1:12.05 [6] (0:13.69)	0:58.36 [5] (0:11.07)	0:47.29 [3] (0:11.70)	0:35.59 [3] (0:11.92)	0:23.67 [5] (0:11.53)	0:12.14 [5] (0:12.14)							
Average Speed [km/h]	52.5	64.8	61.7	60.3	62.3	59.2							
Top Speed [km/h]	64.9	65.6	63.8	61.1	64.4	62.0							
Avg. Dist. to Rail [m]	0.7	1.3	0.6	0.5	0.4	1.1							
Avg. Stride Freq. [Hz]	2.3	2.4	2.3	2.3	2.4	2.4							
Avg. Stride Length [m]	6.4	7.4	7.3	7.3	7.3	7.0							





Horse/Jockey Name	Bold Artic
Final Rank	7
Fastest Section Time (Section)	0:11.40 (1000m)
Top Speed [km/h] (Section)	65.3 (Overall)
Race State	Finished

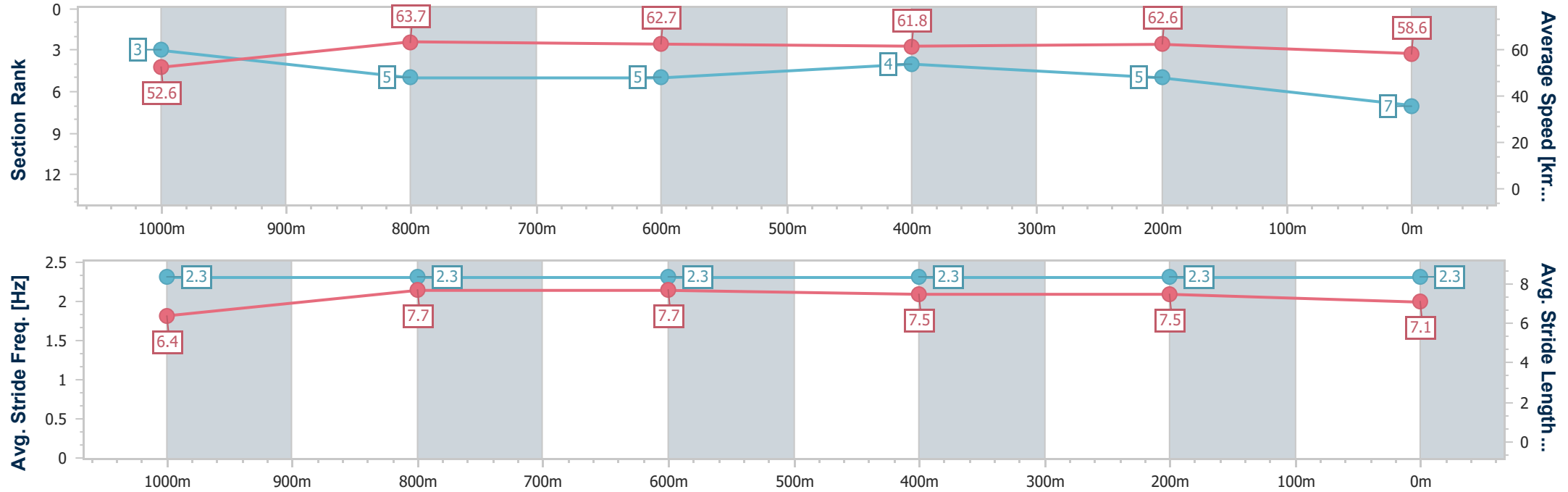


Doomben QLD Professional
Race 5: STRADBROKE SEASON BOOK NOW QTIS Three-Year-
Old BENCHMARK 70 Handicap - 1200m
23 April 2025 - 14:53
Track Rating: Soft 5, Weather: Fine, Rail Position: +10m Entire



BRISBANE
RACING CLUB

Section	Overall	1000m	800m	600m	400m	200m								
Section Times	1:12.20 [7] (0:13.65)	0:58.55 [3] (0:11.40)	0:47.15 [5] (0:11.54)	0:35.61 [5] (0:11.78)	0:23.83 [4] (0:11.54)	0:12.29 [5] (0:12.29)								
Average Speed [km/h]	52.6	63.7	62.7	61.8	62.6	58.6								
Top Speed [km/h]	65.3	64.9	64.2	62.4	63.7	62.3								
Avg. Dist. to Rail [m]	6.8	2.2	1.7	2.1	2.3	3.7								
Avg. Stride Freq. [Hz]	2.3	2.3	2.3	2.3	2.3	2.3								
Avg. Stride Length [m]	6.4	7.7	7.7	7.5	7.5	7.1								





Horse/Jockey Name	Viale
Final Rank	8
Fastest Section Time (Section)	0:11.36 (1000m)
Top Speed [km/h] (Section)	65.8 (Overall)
Race State	Finished

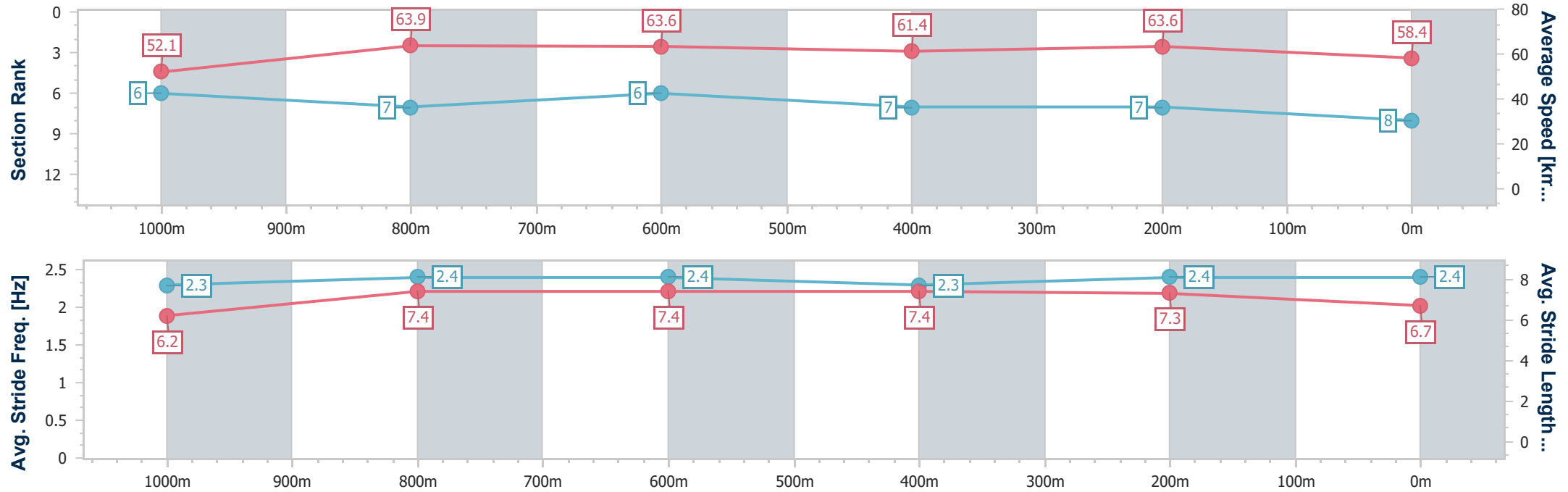


Doomben QLD Professional
Race 5: STRADBROKE SEASON BOOK NOW QTIS Three-Year-
Old BENCHMARK 70 Handicap - 1200m
23 April 2025 - 14:53
Track Rating: Soft 5, Weather: Fine, Rail Position: +10m Entire



BRISBANE
RACING CLUB

Section	Overall	1000m	800m	600m	400m	200m								
Section Times	1:12.30 [8] (0:13.82)	0:58.48 [6] (0:11.36)	0:47.12 [7] (0:11.49)	0:35.63 [6] (0:11.88)	0:23.75 [7] (0:11.41)	0:12.34 [7] (0:12.34)								
Average Speed [km/h]	52.1	63.9	63.6	61.4	63.6	58.4								
Top Speed [km/h]	65.8	65.8	64.8	62.3	65.1	62.8								
Avg. Dist. to Rail [m]	9.1	3.3	2.8	3.0	4.3	5.2								
Avg. Stride Freq. [Hz]	2.3	2.4	2.4	2.3	2.4	2.4								
Avg. Stride Length [m]	6.2	7.4	7.4	7.4	7.3	6.7								





Horse/Jockey Name	Aquatier
Final Rank	9
Fastest Section Time (Section)	0:11.21 (1000m)
Top Speed [km/h] (Section)	65.3 (1000m)
Race State	Finished

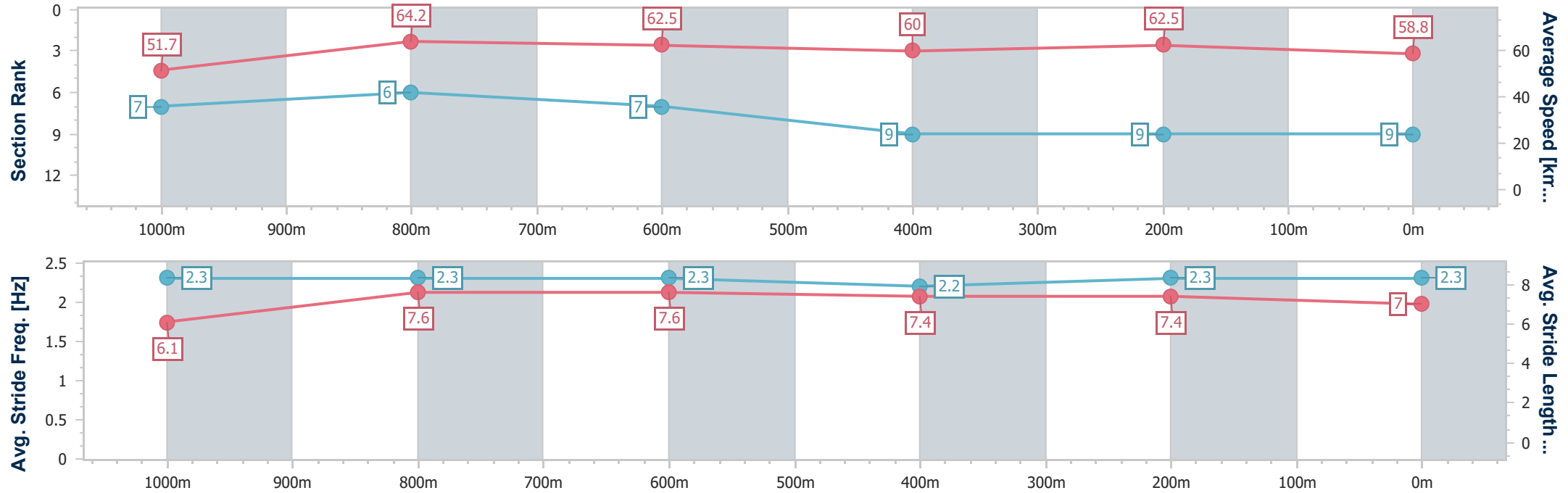


Doomben QLD Professional
Race 5: STRADBROKE SEASON BOOK NOW QTIS Three-Year-
Old BENCHMARK 70 Handicap - 1200m
23 April 2025 - 14:53
Track Rating: Soft 5, Weather: Fine, Rail Position: +10m Entire



BRISBANE
RACING CLUB

Section	Overall	1000m	800m	600m	400m	200m							
Section Times	1:12.36 [9] (0:13.94)	0:58.42 [7] (0:11.21)	0:47.21 [6] (0:11.58)	0:35.63 [7] (0:11.93)	0:23.70 [9] (0:11.46)	0:12.24 [9] (0:12.24)							
Average Speed [km/h]	51.7	64.2	62.5	60.0	62.5	58.8							
Top Speed [km/h]	65.0	65.3	64.2	60.7	64.0	62.7							
Avg. Dist. to Rail [m]	2.9	0.7	0.4	1.0	1.6	2.0							
Avg. Stride Freq. [Hz]	2.3	2.3	2.3	2.2	2.3	2.3							
Avg. Stride Length [m]	6.1	7.6	7.6	7.4	7.4	7.0							





Doomben QLD Professional
Race 6: XXXX Class 1 Handicap - 1200m
23 April 2025 - 15:28



Track Rating: Soft 5, Weather: Fine, Rail Position: +10m Entire

Section		Overall				1000m	800m	600m	400m	200m	Last 600m		
Field Times		1:11.27 (0:13.00)				0:58.27 (0:11.04)	0:47.23 (0:11.55)	0:35.68 (0:11.70)	0:23.98 (0:11.67)	0:12.31 (0:12.31)	0:35.68		
Rank	TAB	Horse/Jockey	Barrier	Top Speed [km/h]	Fastest Section							Margin	Distance Travelled [m]
1	2	SIMPLY EXCELS	5	68.3	0:11.04	1:11.27 [1]	0:57.96 [5]	0:46.92 [4]	0:35.34 [6]	0:23.69 [4]	0:12.31 [1]	1:11.27	0:35.34
		Ryan Maloney		1000m	1000m	(0:13.31)	(0:11.04)	(0:11.58)	(0:11.65)	(0:11.38)	(0:12.31)		
2	1	PRE EMINENCE	1	68.0	0:11.13	1:11.29 [2]	0:58.15 [3]	0:47.02 [3]	0:35.43 [4]	0:23.64 [6]	0:12.24 [3]	0.12L	0:35.43 -7
		Luke Dempsey		Overall	1000m	(0:13.14)	(0:11.13)	(0:11.59)	(0:11.79)	(0:11.40)	(0:12.24)		
3	8	WOOSH KA BOOM	7	68.4	0:11.09	1:11.67 [3]	0:58.62 [2]	0:47.53 [2]	0:35.97 [2]	0:24.15 [3]	0:12.68 [2]	2.37L	0:35.97 -2
		Emily Lang		Overall	1000m	(0:13.05)	(0:11.09)	(0:11.56)	(0:11.82)	(0:11.47)	(0:12.68)		
4	12	DAZZLING DIAMOND	11	68.3	0:10.90	1:11.74 [4]	0:58.06 [8]	0:47.16 [6]	0:35.94 [3]	0:24.34 [2]	0:12.62 [4]	2.76L	0:35.94 -2
		Cody Collis		1000m	1000m	(0:13.68)	(0:10.90)	(0:11.22)	(0:11.60)	(0:11.72)	(0:12.62)		
5	14	ROCK HARD LOVE	2	66.8	0:11.18	1:11.86 [5]	0:58.16 [9]	0:46.98 [9]	0:35.49 [9]	0:23.79 [9]	0:12.35 [7]	3.48L	0:35.49 -10
		Boris Thornton		Overall	1000m	(0:13.70)	(0:11.18)	(0:11.49)	(0:11.70)	(0:11.44)	(0:12.35)		
6	4	KING POTTER	6	67.7	0:11.04	1:12.45 [6]	0:59.45 [1]	0:48.41 [1]	0:36.86 [1]	0:25.16 [1]	0:13.20 [5]	6.96L	0:36.86 -11
		Jag Guthmann-Chester		Overall	1000m	(0:13.00)	(0:11.04)	(0:11.55)	(0:11.70)	(0:11.96)	(0:13.20)		
7	17	GALLERY MASTER	4	65.7	0:11.19	1:12.53 [7]	0:59.24 [4]	0:48.05 [5]	0:36.61 [5]	0:24.92 [5]	0:13.03 [6]	7.43L	0:36.61 -4
		Georgina Cartwright		Overall	1000m	(0:13.29)	(0:11.19)	(0:11.44)	(0:11.69)	(0:11.89)	(0:13.03)		
8	6	MAIKROW	9	66.8	0:11.16	1:12.72 [8]	0:59.13 [7]	0:47.97 [8]	0:36.58 [7]	0:24.92 [7]	0:13.11 [8]	8.52L	0:36.58 -4
		Kyle Wilson-Taylor		1000m	1000m	(0:13.59)	(0:11.16)	(0:11.39)	(0:11.66)	(0:11.81)	(0:13.11)		
9	15	DIVINE GEM	3	66.5	0:11.13	1:13.36 [9]	0:59.89 [6]	0:48.76 [7]	0:37.18 [8]	0:25.37 [8]	0:13.55 [9]	12.29L	0:37.18 -12
		Nathan Thomas		Overall	1000m	(0:13.47)	(0:11.13)	(0:11.58)	(0:11.81)	(0:11.82)	(0:13.55)		
10	18	LORD VADER	10	66.1	0:11.18	1:13.83 [10]	0:59.81 [11]	0:48.63 [11]	0:37.18 [11]	0:25.43 [11]	0:13.52 [10]	15.04L	0:37.18 -5
		Mark Du Plessis		1000m	1000m	(0:14.02)	(0:11.18)	(0:11.45)	(0:11.75)	(0:11.91)	(0:13.52)		

Scratched: Aitutaki (#9), Mehretu (#7), Noble Decree (#5), Gold Fever (#3), Roaring Success (#16), Jenchick Boom (#11), Chosen Legend (#10)



Doomben QLD Professional
Race 6: XXXX Class 1 Handicap - 1200m
23 April 2025 - 15:28



Track Rating: Soft 5, Weather: Fine, Rail Position: +10m Entire

Section					Overall	1000m	800m	600m	400m	200m	Last 600m			
Field Times					1:11.27 (0:13.00)	0:58.27 (0:11.04)	0:47.23 (0:11.55)	0:35.68 (0:11.70)	0:23.98 (0:11.67)	0:12.31 (0:12.31)	0:35.68			
Rank	TAB	Horse/Jockey	Barrier	Top Speed [km/h]	Fastest Section						Margin	Distance Travelled [m]		
11	13	IMMORTALITY	8	68.6	0:11.25	1:14.06 [11]	1:00.27 [10]	0:49.02 [10]	0:37.52 [10]	0:25.79 [10]	0:13.74 [11]	16.44L	0:37.52	-7
		Cejay Graham		Overall	1000m	(0:13.79)	(0:11.25)	(0:11.50)	(0:11.73)	(0:12.05)	(0:13.74)			

Scratched: Aitutaki (#9), Mehretu (#7), Noble Decree (#5), Gold Fever (#3), Roaring Success (#16), Jenchick Boom (#11), Chosen Legend (#10)



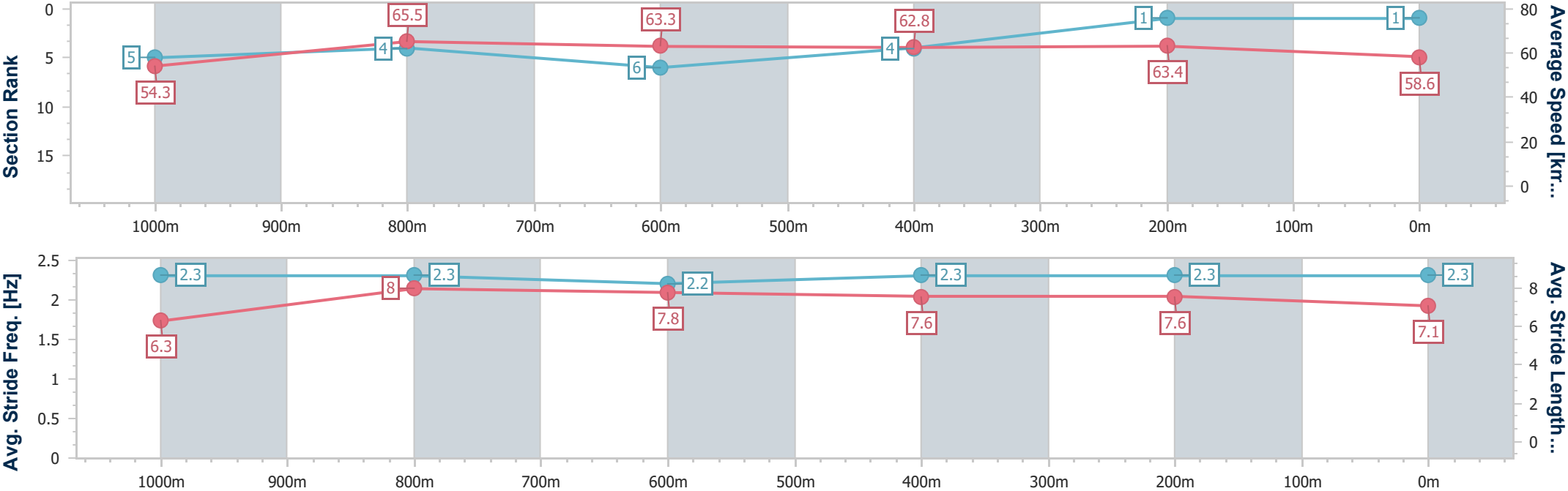
Horse/Jockey Name	Simply Excels
Final Rank	1
Fastest Section Time (Section)	0:11.04 (1000m)
Top Speed [km/h] (Section)	68.3 (1000m)
Race State	Finished



Doomben QLD Professional
Race 6: XXXX Class 1 Handicap - 1200m
23 April 2025 - 15:28
Track Rating: Soft 5, Weather: Fine, Rail Position: +10m Entire



Section	Overall	1000m	800m	600m	400m	200m							
Section Times	1:11.27 [1] (0:13.31)	0:57.96 [5] (0:11.04)	0:46.92 [4] (0:11.58)	0:35.34 [6] (0:11.65)	0:23.69 [4] (0:11.38)	0:12.31 [1] (0:12.31)							
Average Speed [km/h]	54.3	65.5	63.3	62.8	63.4	58.6							
Top Speed [km/h]	66.8	68.3	64.6	63.8	64.8	61.9							
Avg. Dist. to Rail [m]	3.7	2.8	3.4	3.0	2.2	1.0							
Avg. Stride Freq. [Hz]	2.3	2.3	2.2	2.3	2.3	2.3							
Avg. Stride Length [m]	6.3	8.0	7.8	7.6	7.6	7.1							



- [] Ranking at each section and finish
- .-.- No data available at this section
- NA No data available



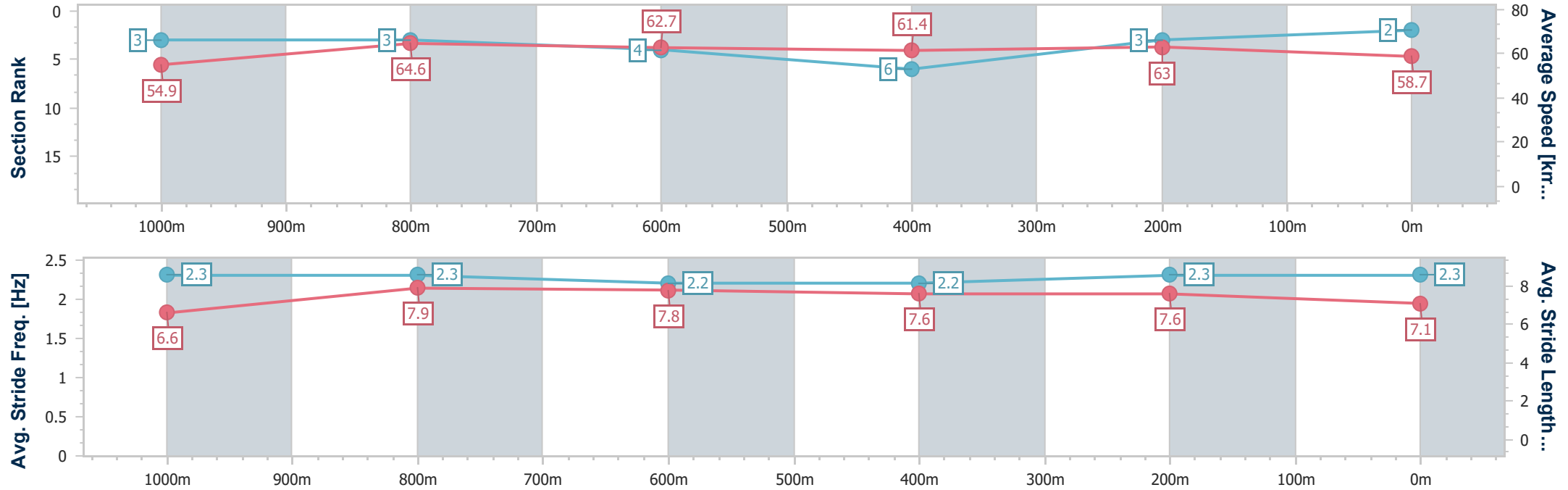
Horse/Jockey Name	Pre Eminence
Final Rank	2
Fastest Section Time (Section)	0:11.13 (1000m)
Top Speed [km/h] (Section)	68.0 (Overall)
Race State	Finished



Doomben QLD Professional
Race 6: XXXX Class 1 Handicap - 1200m
23 April 2025 - 15:28
Track Rating: Soft 5, Weather: Fine, Rail Position: +10m Entire



Section	Overall	1000m	800m	600m	400m	200m								
Section Times	1:11.29 [2] (0:13.14)	0:58.15 [3] (0:11.13)	0:47.02 [3] (0:11.59)	0:35.43 [4] (0:11.79)	0:23.64 [6] (0:11.40)	0:12.24 [3] (0:12.24)								
Average Speed [km/h]	54.9	64.6	62.7	61.4	63.0	58.7								
Top Speed [km/h]	68.0	67.8	63.5	62.7	64.2	62.2								
Avg. Dist. to Rail [m]	0.7	0.7	1.8	1.1	1.1	2.2								
Avg. Stride Freq. [Hz]	2.3	2.3	2.2	2.2	2.3	2.3								
Avg. Stride Length [m]	6.6	7.9	7.8	7.6	7.6	7.1								



[] Ranking at each section and finish
- - - - No data available at this section
NA No data available



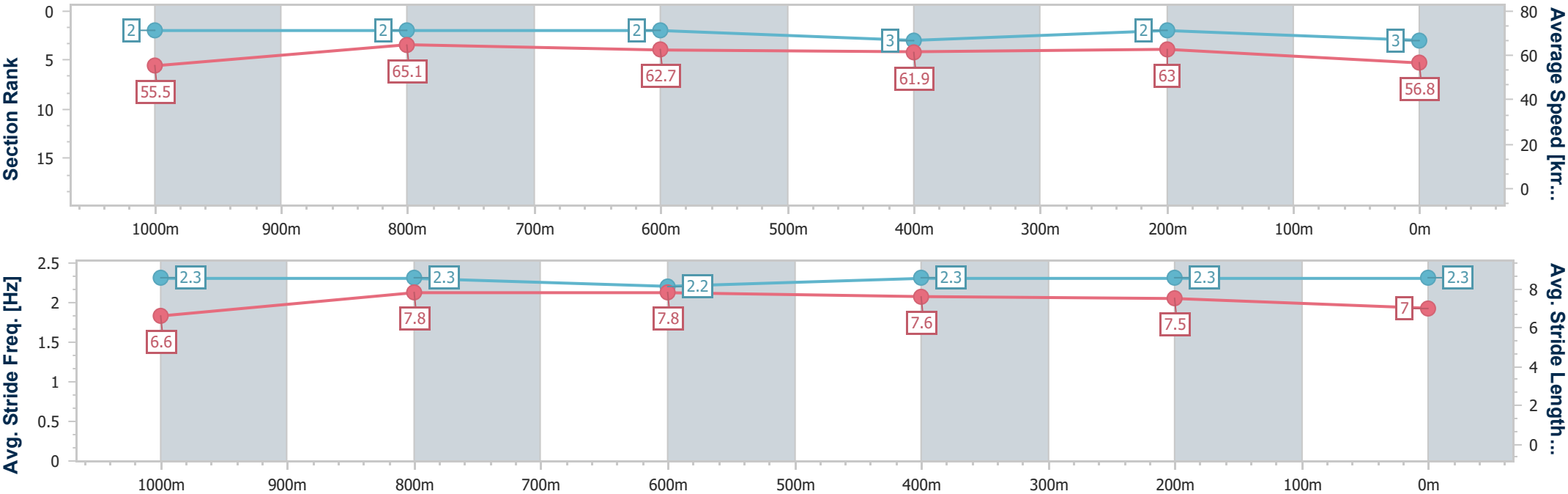
Horse/Jockey Name	Woosh Ka Boom
Final Rank	3
Fastest Section Time (Section)	0:11.09 (1000m)
Top Speed [km/h] (Section)	68.4 (Overall)
Race State	Finished



Doomben QLD Professional
Race 6: XXXX Class 1 Handicap - 1200m
23 April 2025 - 15:28
Track Rating: Soft 5, Weather: Fine, Rail Position: +10m Entire



Section	Overall	1000m	800m	600m	400m	200m							
Section Times	1:11.67 [3] (0:13.05)	0:58.62 [2] (0:11.09)	0:47.53 [2] (0:11.56)	0:35.97 [2] (0:11.82)	0:24.15 [3] (0:11.47)	0:12.68 [2] (0:12.68)							
Average Speed [km/h]	55.5	65.1	62.7	61.9	63.0	56.8							
Top Speed [km/h]	68.4	68.0	63.9	62.8	64.5	61.6							
Avg. Dist. to Rail [m]	5.7	1.4	1.9	2.8	1.9	0.7							
Avg. Stride Freq. [Hz]	2.3	2.3	2.2	2.3	2.3	2.3							
Avg. Stride Length [m]	6.6	7.8	7.8	7.6	7.5	7.0							





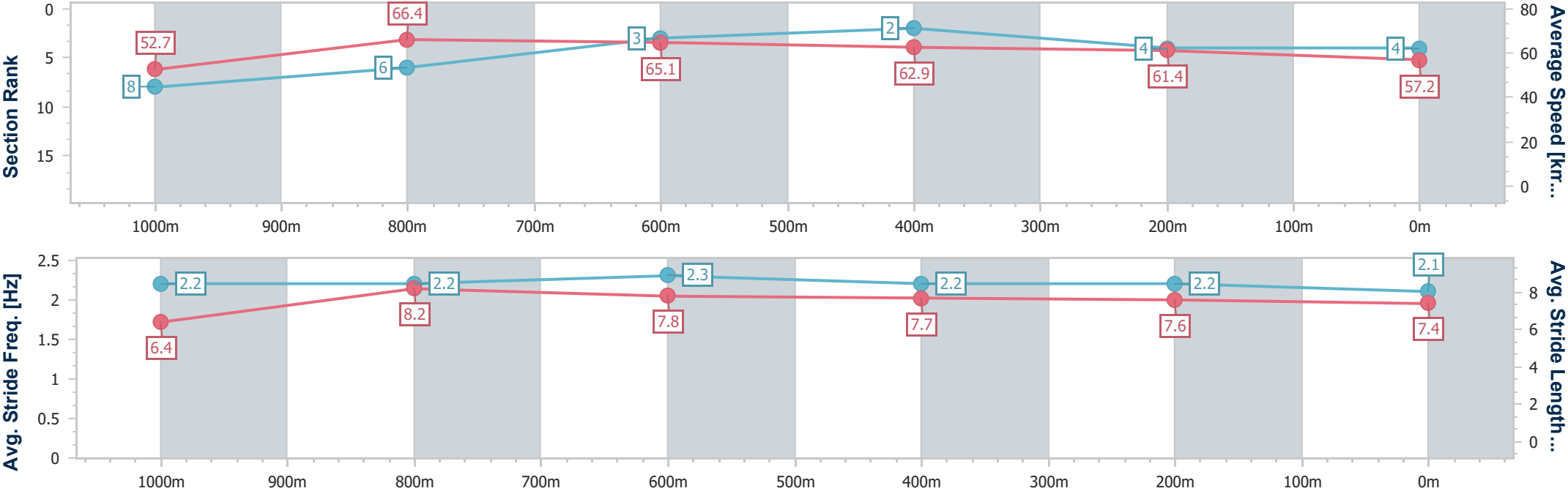
Horse/Jockey Name	Dazzling Diamond
Final Rank	4
Fastest Section Time (Section)	0:10.90 (1000m)
Top Speed [km/h] (Section)	68.3 (1000m)
Race State	Finished



Doomben QLD Professional
Race 6: XXXX Class 1 Handicap - 1200m
23 April 2025 - 15:28
Track Rating: Soft 5, Weather: Fine, Rail Position: +10m Entire



Section	Overall	1000m	800m	600m	400m	200m							
Section Times	1:11.74 [4] (0:13.68)	0:58.06 [8] (0:10.90)	0:47.16 [6] (0:11.22)	0:35.94 [3] (0:11.60)	0:24.34 [2] (0:11.72)	0:12.62 [4] (0:12.62)							
Average Speed [km/h]	52.7	66.4	65.1	62.9	61.4	57.2							
Top Speed [km/h]	68.2	68.3	65.8	64.3	62.2	60.4							
Avg. Dist. to Rail [m]	7.4	2.0	2.5	2.6	1.8	1.9							
Avg. Stride Freq. [Hz]	2.2	2.2	2.3	2.2	2.2	2.1							
Avg. Stride Length [m]	6.4	8.2	7.8	7.7	7.6	7.4							



[] Ranking at each section and finish
-.-.- No data available at this section
NA No data available



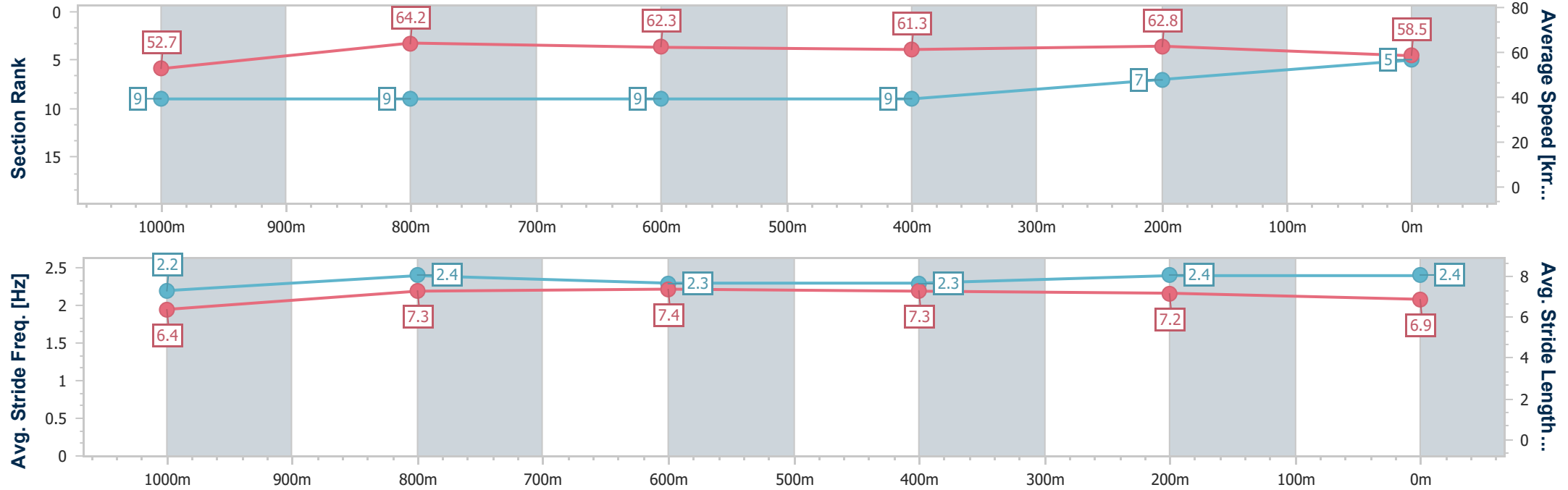
Horse/Jockey Name	Rock Hard Love
Final Rank	5
Fastest Section Time (Section)	0:11.18 (1000m)
Top Speed [km/h] (Section)	66.8 (Overall)
Race State	Finished



Doomben QLD Professional
Race 6: XXXX Class 1 Handicap - 1200m
23 April 2025 - 15:28
Track Rating: Soft 5, Weather: Fine, Rail Position: +10m Entire



Section	Overall	1000m	800m	600m	400m	200m								
Section Times	1:11.86 [5] (0:13.70)	0:58.16 [9] (0:11.18)	0:46.98 [9] (0:11.49)	0:35.49 [9] (0:11.70)	0:23.79 [9] (0:11.44)	0:12.35 [7] (0:12.35)								
Average Speed [km/h]	52.7	64.2	62.3	61.3	62.8	58.5								
Top Speed [km/h]	66.8	66.8	62.9	63.2	64.4	61.7								
Avg. Dist. to Rail [m]	1.2	0.5	1.0	0.9	1.3	3.4								
Avg. Stride Freq. [Hz]	2.2	2.4	2.3	2.3	2.4	2.4								
Avg. Stride Length [m]	6.4	7.3	7.4	7.3	7.2	6.9								





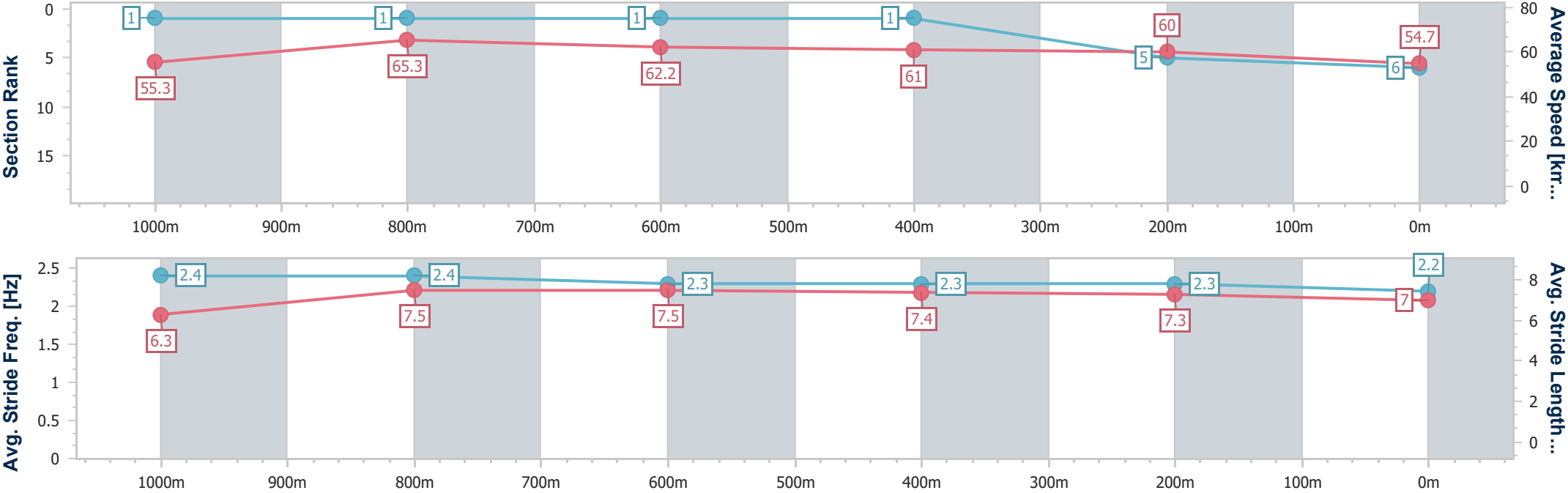
Horse/Jockey Name	King Potter
Final Rank	6
Fastest Section Time (Section)	0:11.04 (1000m)
Top Speed [km/h] (Section)	67.7 (Overall)
Race State	Finished



Doomben QLD Professional
Race 6: XXXX Class 1 Handicap - 1200m
23 April 2025 - 15:28
Track Rating: Soft 5, Weather: Fine, Rail Position: +10m Entire



Section	Overall	1000m	800m	600m	400m	200m							
Section Times	1:12.45 [6] (0:13.00)	0:59.45 [1] (0:11.04)	0:48.41 [1] (0:11.55)	0:36.86 [1] (0:11.70)	0:25.16 [1] (0:11.96)	0:13.20 [5] (0:13.20)							
Average Speed [km/h]	55.3	65.3	62.2	61.0	60.0	54.7							
Top Speed [km/h]	67.7	67.6	63.4	61.8	61.5	58.0							
Avg. Dist. to Rail [m]	4.0	0.6	0.8	1.2	0.8	0.9							
Avg. Stride Freq. [Hz]	2.4	2.4	2.3	2.3	2.3	2.2							
Avg. Stride Length [m]	6.3	7.5	7.5	7.4	7.3	7.0							





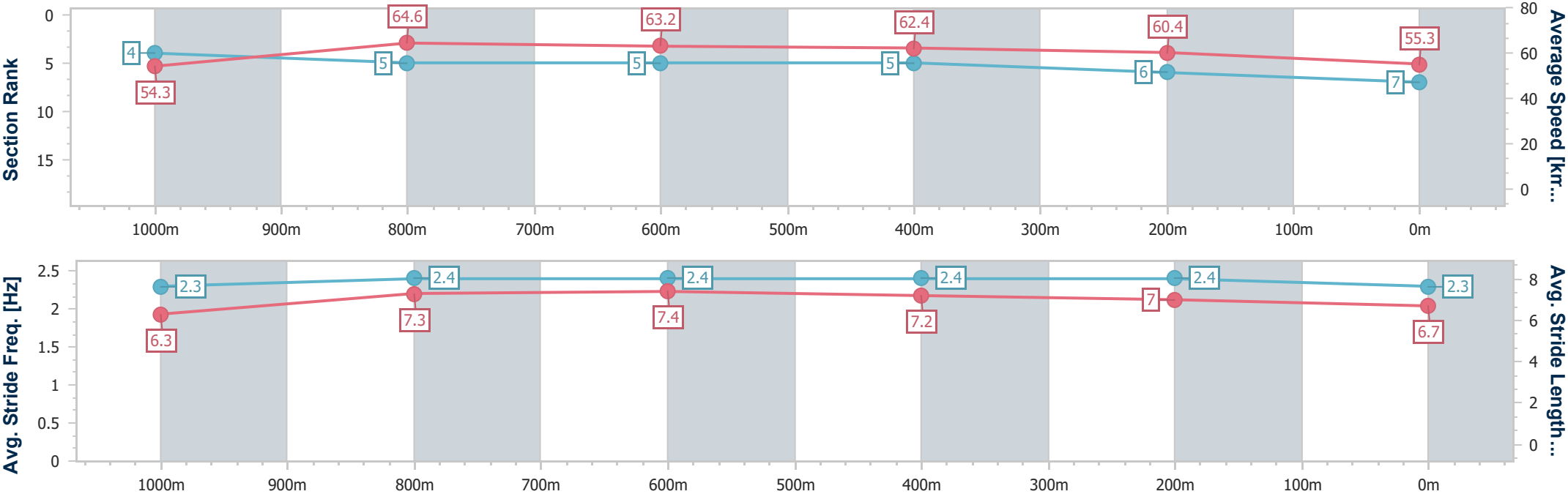
Horse/Jockey Name	Gallery Master
Final Rank	7
Fastest Section Time (Section)	0:11.19 (1000m)
Top Speed [km/h] (Section)	65.7 (Overall)
Race State	Finished



Doomben QLD Professional
Race 6: XXXX Class 1 Handicap - 1200m
23 April 2025 - 15:28
Track Rating: Soft 5, Weather: Fine, Rail Position: +10m Entire



Section	Overall	1000m	800m	600m	400m	200m								
Section Times	1:12.53 [7] (0:13.29)	0:59.24 [4] (0:11.19)	0:48.05 [5] (0:11.44)	0:36.61 [5] (0:11.69)	0:24.92 [5] (0:11.89)	0:13.03 [6] (0:13.03)								
Average Speed [km/h]	54.3	64.6	63.2	62.4	60.4	55.3								
Top Speed [km/h]	65.7	65.1	63.8	62.5	61.9	59.1								
Avg. Dist. to Rail [m]	2.0	1.0	1.3	2.0	0.8	0.7								
Avg. Stride Freq. [Hz]	2.3	2.4	2.4	2.4	2.4	2.3								
Avg. Stride Length [m]	6.3	7.3	7.4	7.2	7.0	6.7								





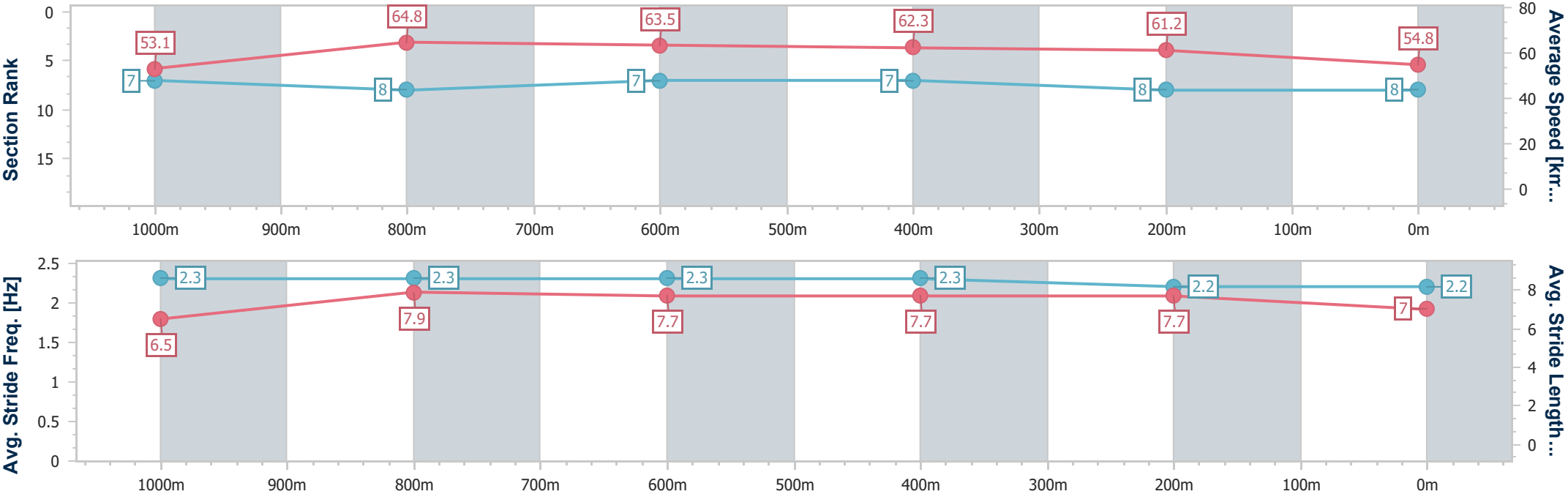
Horse/Jockey Name	Maikrow
Final Rank	8
Fastest Section Time (Section)	0:11.16 (1000m)
Top Speed [km/h] (Section)	66.8 (1000m)
Race State	Finished



Doomben QLD Professional
Race 6: XXXX Class 1 Handicap - 1200m
23 April 2025 - 15:28
Track Rating: Soft 5, Weather: Fine, Rail Position: +10m Entire



Section	Overall	1000m	800m	600m	400m	200m							
Section Times	1:12.72 [8] (0:13.59)	0:59.13 [7] (0:11.16)	0:47.97 [8] (0:11.39)	0:36.58 [7] (0:11.66)	0:24.92 [7] (0:11.81)	0:13.11 [8] (0:13.11)							
Average Speed [km/h]	53.1	64.8	63.5	62.3	61.2	54.8							
Top Speed [km/h]	66.1	66.8	64.8	63.3	62.7	59.3							
Avg. Dist. to Rail [m]	4.9	1.1	1.8	1.4	2.5	1.8							
Avg. Stride Freq. [Hz]	2.3	2.3	2.3	2.3	2.2	2.2							
Avg. Stride Length [m]	6.5	7.9	7.7	7.7	7.7	7.0							





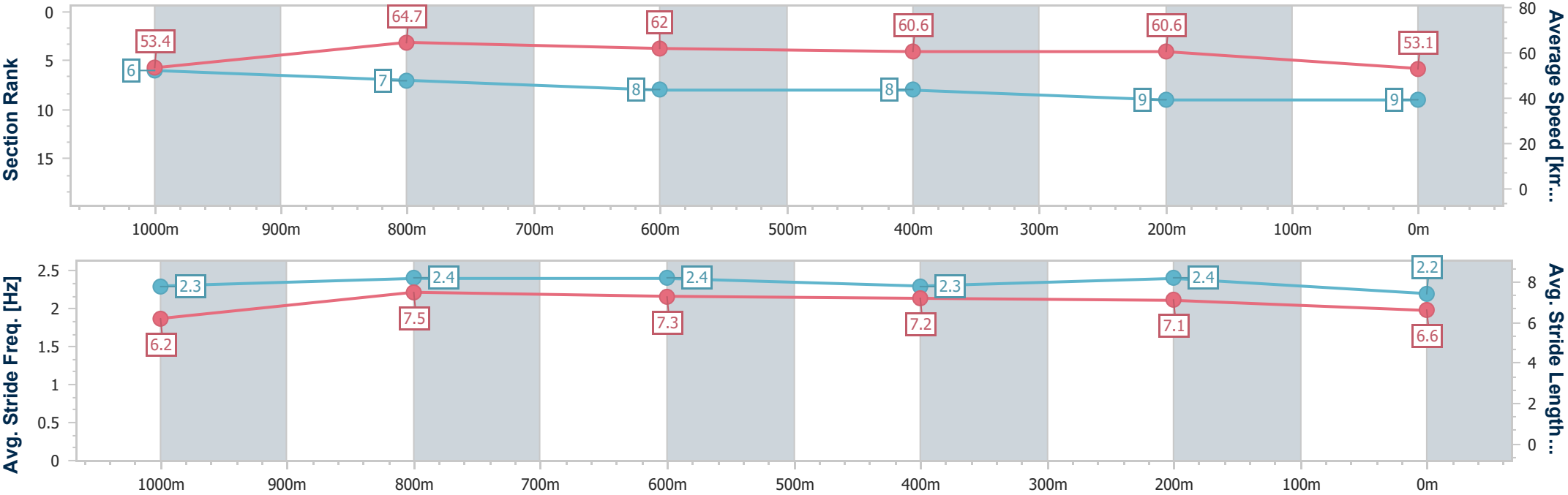
Horse/Jockey Name	Divine Gem
Final Rank	9
Fastest Section Time (Section)	0:11.13 (1000m)
Top Speed [km/h] (Section)	66.5 (Overall)
Race State	Finished



Doomben QLD Professional
Race 6: XXXX Class 1 Handicap - 1200m
23 April 2025 - 15:28
Track Rating: Soft 5, Weather: Fine, Rail Position: +10m Entire



Section	Overall	1000m	800m	600m	400m	200m							
Section Times	1:13.36 [9] (0:13.47)	0:59.89 [6] (0:11.13)	0:48.76 [7] (0:11.58)	0:37.18 [8] (0:11.81)	0:25.37 [8] (0:11.82)	0:13.55 [9] (0:13.55)							
Average Speed [km/h]	53.4	64.7	62.0	60.6	60.6	53.1							
Top Speed [km/h]	66.5	66.5	62.5	61.8	62.1	59.2							
Avg. Dist. to Rail [m]	1.4	0.3	0.6	1.6	1.1	0.5							
Avg. Stride Freq. [Hz]	2.3	2.4	2.4	2.3	2.4	2.2							
Avg. Stride Length [m]	6.2	7.5	7.3	7.2	7.1	6.6							





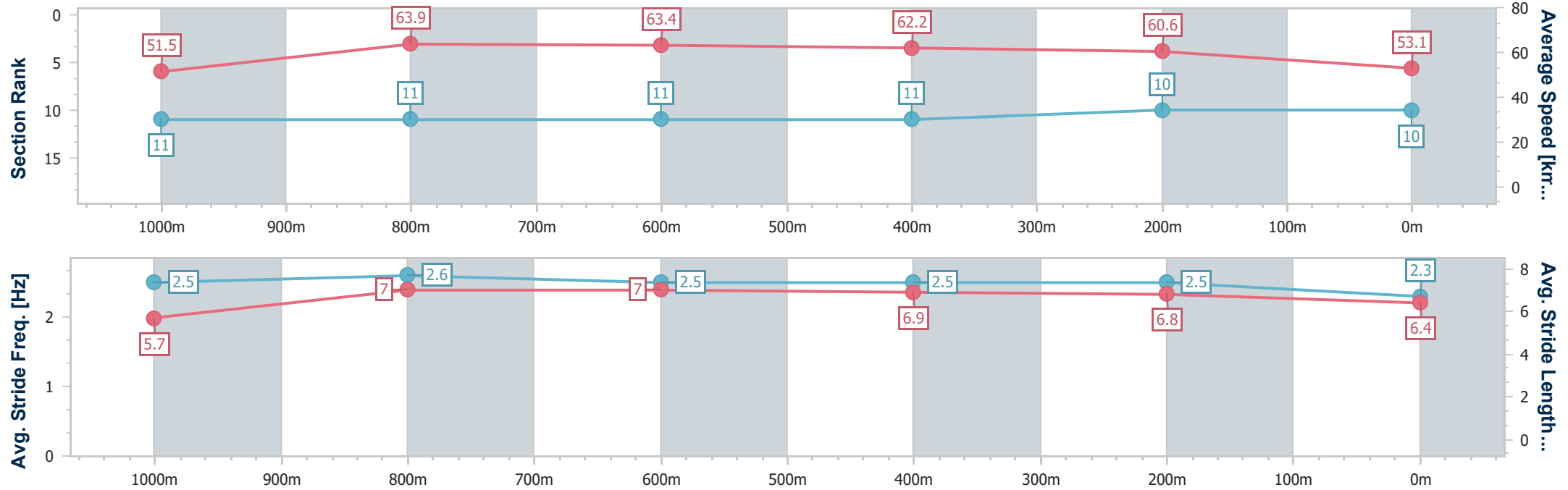
Horse/Jockey Name	Lord Vader
Final Rank	10
Fastest Section Time (Section)	0:11.18 (1000m)
Top Speed [km/h] (Section)	66.1 (1000m)
Race State	Finished



Doomben QLD Professional
Race 6: XXXX Class 1 Handicap - 1200m
23 April 2025 - 15:28
Track Rating: Soft 5, Weather: Fine, Rail Position: +10m Entire



Section	Overall	1000m	800m	600m	400m	200m							
Section Times	1:13.83 [10] (0:14.02)	0:59.81 [11] (0:11.18)	0:48.63 [11] (0:11.45)	0:37.18 [11] (0:11.75)	0:25.43 [11] (0:11.91)	0:13.52 [10] (0:13.52)							
Average Speed [km/h]	51.5	63.9	63.4	62.2	60.6	53.1							
Top Speed [km/h]	65.5	66.1	64.6	62.9	61.5	59.4							
Avg. Dist. to Rail [m]	5.6	1.5	2.0	2.0	1.6	1.5							
Avg. Stride Freq. [Hz]	2.5	2.6	2.5	2.5	2.5	2.3							
Avg. Stride Length [m]	5.7	7.0	7.0	6.9	6.8	6.4							





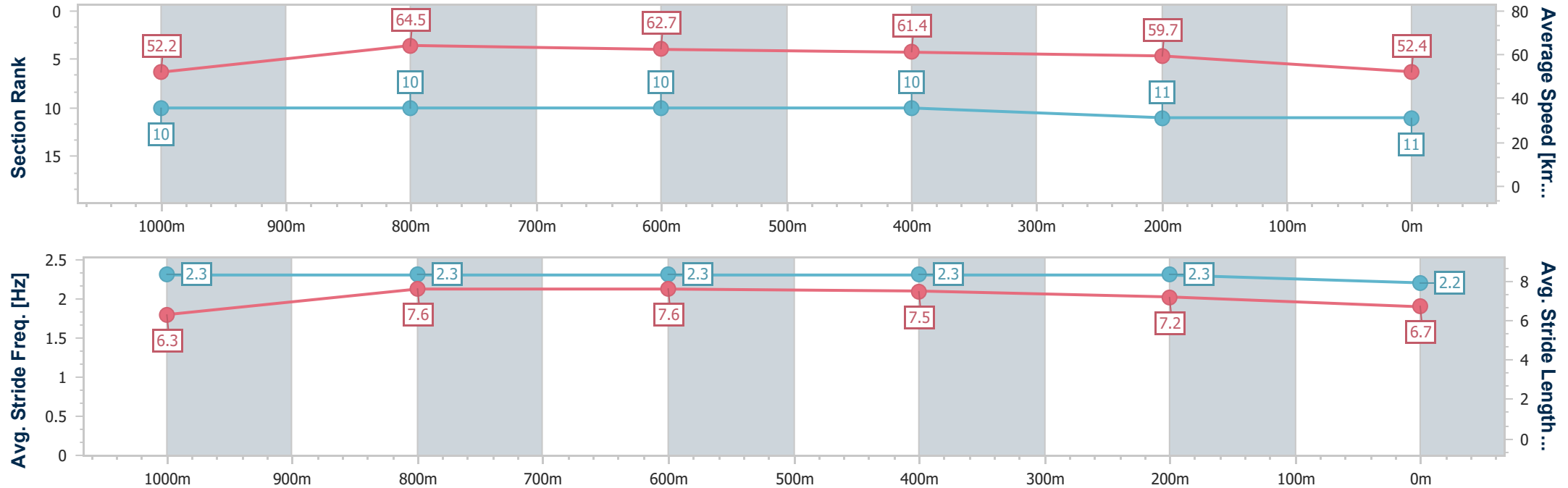
Horse/Jockey Name	Immortality
Final Rank	11
Fastest Section Time (Section)	0:11.25 (1000m)
Top Speed [km/h] (Section)	68.6 (Overall)
Race State	Finished



Doomben QLD Professional
Race 6: XXXX Class 1 Handicap - 1200m
23 April 2025 - 15:28
Track Rating: Soft 5, Weather: Fine, Rail Position: +10m Entire



Section	Overall	1000m	800m	600m	400m	200m							
Section Times	1:14.06 [11] (0:13.79)	1:00.27 [10] (0:11.25)	0:49.02 [10] (0:11.50)	0:37.52 [10] (0:11.73)	0:25.79 [10] (0:12.05)	0:13.74 [11] (0:13.74)							
Average Speed [km/h]	52.2	64.5	62.7	61.4	59.7	52.4							
Top Speed [km/h]	68.6	68.6	64.4	63.1	61.0	58.3							
Avg. Dist. to Rail [m]	4.5	1.7	0.9	0.8	0.7	2.2							
Avg. Stride Freq. [Hz]	2.3	2.3	2.3	2.3	2.3	2.2							
Avg. Stride Length [m]	6.3	7.6	7.6	7.5	7.2	6.7							





Doomben QLD Professional
Race 7: SKY RACING Class 5 Handicap - 1200m
23 April 2025 - 16:03



Track Rating: Soft 5, Weather: Fine, Rail Position: +10m Entire

Section						Overall	1000m	800m	600m	400m	200m	Last 600m	
Field Times						1:11.10 (0:13.25)	0:57.85 (0:11.02)	0:46.83 (0:11.64)	0:35.19 (0:11.83)	0:23.36 (0:11.43)	0:11.93 (0:11.93)	0:35.19	
Rank	TAB	Horse/Jockey	Barrier	Top Speed [km/h]	Fastest Section							Margin	Distance Travelled [m]
1	7	JOHN RAMBO	4	66.3	0:11.15	1:11.10 [1]	0:57.31 [7]	0:46.12 [6]	0:34.87 [6]	0:23.08 [3]	0:11.93 [1]	1:11.10	0:34.87
		Martin Harley		400m	400m	(0:13.79)	(0:11.19)	(0:11.25)	(0:11.79)	(0:11.15)	(0:11.93)		
2	5	BOHEMIAN LAD	3	66.3	0:11.26	1:11.77 [2]	0:58.03 [6]	0:46.77 [7]	0:35.43 [7]	0:23.45 [7]	0:12.15 [4]	3.97L	0:35.43
		Noel Callow		Overall	1000m	(0:13.74)	(0:11.26)	(0:11.34)	(0:11.98)	(0:11.30)	(0:12.15)		-3
3	4	TOWN CRIER	2	67.1	0:11.17	1:11.97 [3]	0:58.57 [4]	0:47.40 [4]	0:35.86 [3]	0:23.92 [6]	0:12.35 [5]	5.14L	0:35.86
		Luke Dempsey		1000m	1000m	(0:13.40)	(0:11.17)	(0:11.54)	(0:11.94)	(0:11.57)	(0:12.35)		-4
4	12	PARTY SPIRIT	8	65.4	0:11.11	1:12.08 [4]	0:58.66 [5]	0:47.55 [3]	0:36.17 [1]	0:24.31 [2]	0:12.62 [3]	5.78L	0:36.17
		Cejay Graham		1000m	1000m	(0:13.42)	(0:11.11)	(0:11.38)	(0:11.86)	(0:11.69)	(0:12.62)		+4
5	2	EMPEROR	1	65.5	0:11.26	1:12.28 [5]	0:58.92 [3]	0:47.66 [5]	0:36.11 [5]	0:24.26 [5]	0:12.66 [5]	6.97L	0:36.11
		Andrew Mallyon		Overall	1000m	(0:13.36)	(0:11.26)	(0:11.55)	(0:11.85)	(0:11.60)	(0:12.66)		-1
6	10	CERTAINLYCAN	7	66.9	0:10.99	1:12.29 [6]	0:59.01 [2]	0:48.02 [1]	0:36.35 [2]	0:24.55 [1]	0:12.89 [2]	7.03L	0:36.35
		Emily Lang		1000m	1000m	(0:13.28)	(0:10.99)	(0:11.67)	(0:11.80)	(0:11.66)	(0:12.89)		-1
7	13	LAST CHANCE SALOON	10	67.2	0:11.05	1:12.53 [7]	0:58.26 [10]	0:47.21 [9]	0:35.90 [9]	0:24.04 [9]	0:12.65 [9]	8.45L	0:35.90
		Angela Jones		1000m	1000m	(0:14.27)	(0:11.05)	(0:11.31)	(0:11.86)	(0:11.39)	(0:12.65)		-2
8	18	AIR MARSHAL	5	65.1	0:11.29	1:12.70 [8]	0:58.75 [8]	0:47.46 [8]	0:36.13 [8]	0:24.32 [8]	0:12.83 [8]	9.44L	0:36.13
		Damien Thornton		800m	1000m	(0:13.95)	(0:11.29)	(0:11.33)	(0:11.81)	(0:11.49)	(0:12.83)		+4
9	8	OUTWEIGHED	6	66.9	0:11.18	1:12.89 [9]	0:59.64 [1]	0:48.46 [2]	0:36.76 [4]	0:24.87 [4]	0:13.13 [7]	10.52L	0:36.76
		Boris Thornton		1000m	1000m	(0:13.25)	(0:11.18)	(0:11.70)	(0:11.89)	(0:11.74)	(0:13.13)		-3

Did Not Finish: Luton Hoo (#16)

Scratched: The Inflictor (#1), Tonneofgrit (#3), Deep Respect (#6), Hermanita (#9), Girl (#11), Oberoi Princess (#14), Midori Beauty (#15), Depth Charge (#17), The Wolf (#19)



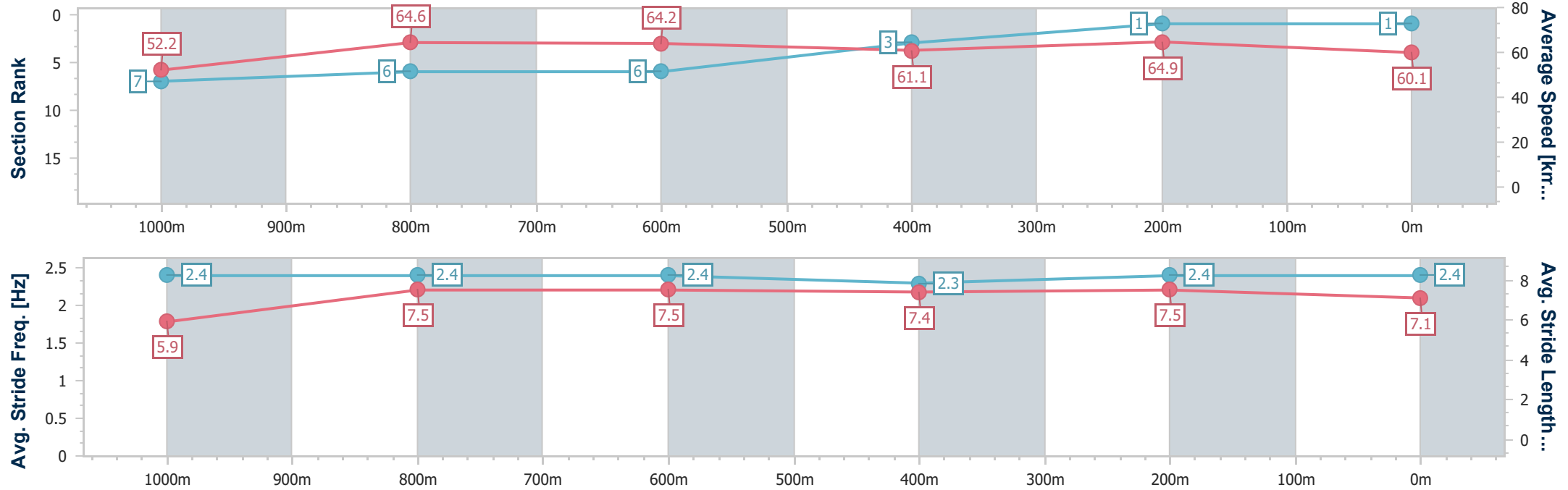
Horse/Jockey Name	John Rambo
Final Rank	1
Fastest Section Time (Section)	0:11.15 (400m)
Top Speed [km/h] (Section)	66.3 (400m)
Race State	Finished



Doomben QLD Professional
Race 7: SKY RACING Class 5 Handicap - 1200m
23 April 2025 - 16:03
Track Rating: Soft 5, Weather: Fine, Rail Position: +10m Entire



Section	Overall	1000m	800m	600m	400m	200m							
Section Times	1:11.10 [1] (0:13.79)	0:57.31 [7] (0:11.19)	0:46.12 [6] (0:11.25)	0:34.87 [6] (0:11.79)	0:23.08 [3] (0:11.15)	0:11.93 [1] (0:11.93)							
Average Speed [km/h]	52.2	64.6	64.2	61.1	64.9	60.1							
Top Speed [km/h]	65.0	65.8	65.3	62.9	66.3	65.1							
Avg. Dist. to Rail [m]	2.8	1.1	0.7	1.0	1.4	1.4							
Avg. Stride Freq. [Hz]	2.4	2.4	2.4	2.3	2.4	2.4							
Avg. Stride Length [m]	5.9	7.5	7.5	7.4	7.5	7.1							





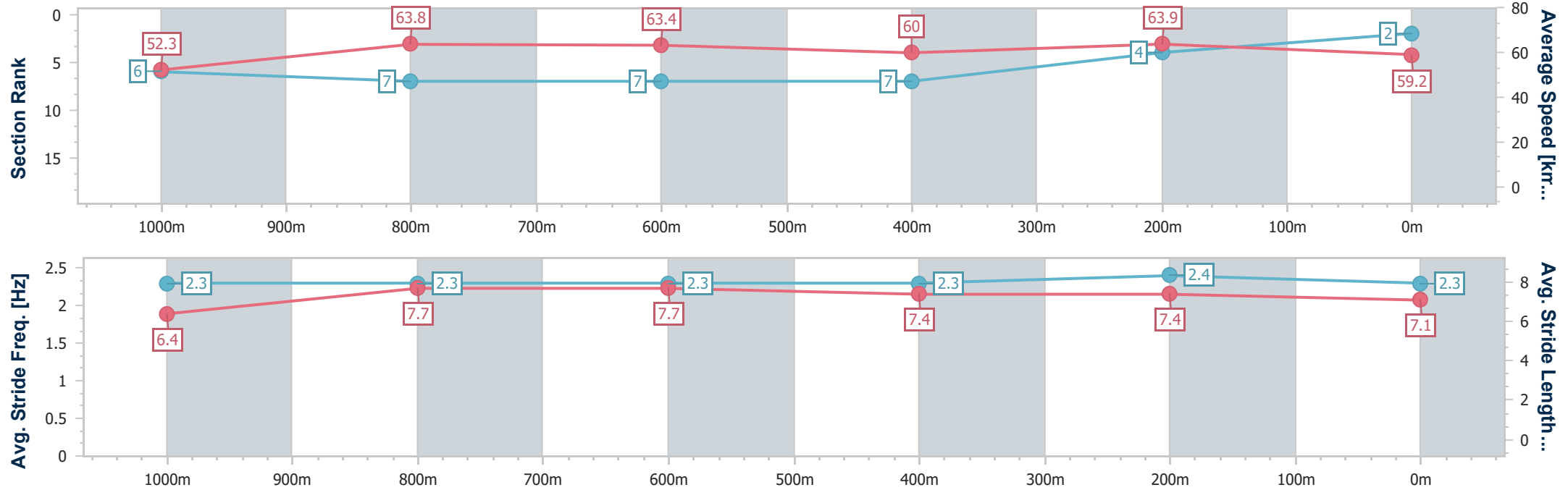
Horse/Jockey Name	Bohemian Lad
Final Rank	2
Fastest Section Time (Section)	0:11.26 (1000m)
Top Speed [km/h] (Section)	66.3 (Overall)
Race State	Finished



Doomben QLD Professional
Race 7: SKY RACING Class 5 Handicap - 1200m
23 April 2025 - 16:03
Track Rating: Soft 5, Weather: Fine, Rail Position: +10m Entire



Section	Overall	1000m	800m	600m	400m	200m							
Section Times	1:11.77 [2] (0:13.74)	0:58.03 [6] (0:11.26)	0:46.77 [7] (0:11.34)	0:35.43 [7] (0:11.98)	0:23.45 [7] (0:11.30)	0:12.15 [4] (0:12.15)							
Average Speed [km/h]	52.3	63.8	63.4	60.0	63.9	59.2							
Top Speed [km/h]	66.3	65.5	64.6	61.1	65.7	63.7							
Avg. Dist. to Rail [m]	1.4	0.6	0.9	0.8	1.9	1.3							
Avg. Stride Freq. [Hz]	2.3	2.3	2.3	2.3	2.4	2.3							
Avg. Stride Length [m]	6.4	7.7	7.7	7.4	7.4	7.1							





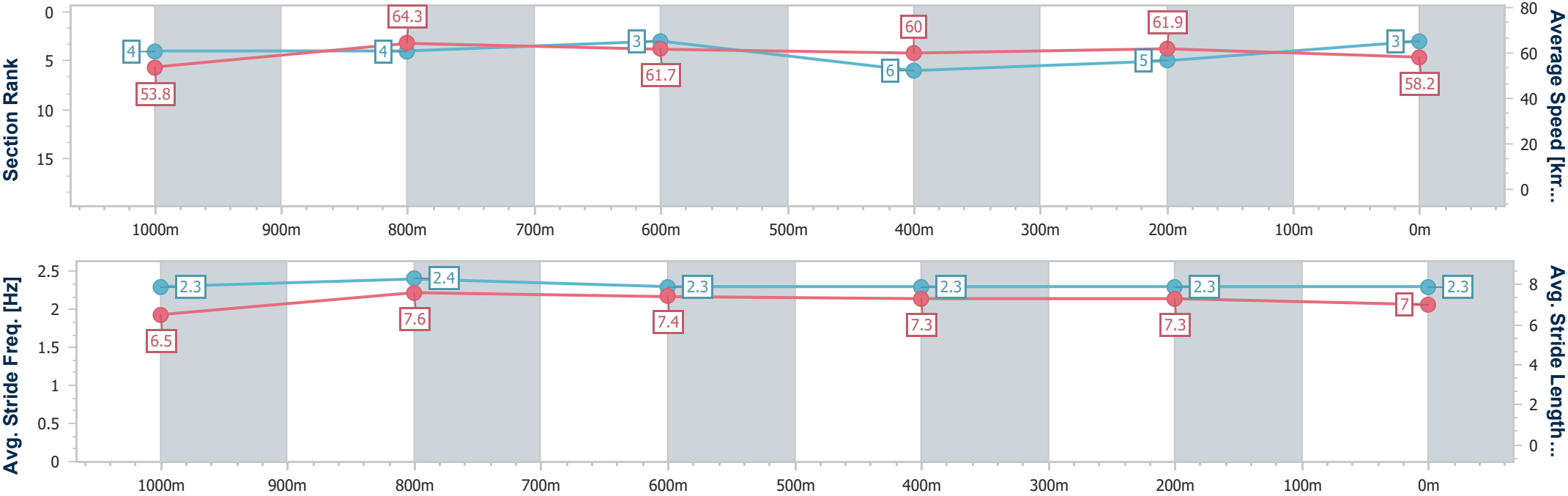
Horse/Jockey Name	Town Crier
Final Rank	3
Fastest Section Time (Section)	0:11.17 (1000m)
Top Speed [km/h] (Section)	67.1 (1000m)
Race State	Finished



Doomben QLD Professional
Race 7: SKY RACING Class 5 Handicap - 1200m
23 April 2025 - 16:03
Track Rating: Soft 5, Weather: Fine, Rail Position: +10m Entire



Section	Overall	1000m	800m	600m	400m	200m							
Section Times	1:11.97 [3] (0:13.40)	0:58.57 [4] (0:11.17)	0:47.40 [4] (0:11.54)	0:35.86 [3] (0:11.94)	0:23.92 [6] (0:11.57)	0:12.35 [5] (0:12.35)							
Average Speed [km/h]	53.8	64.3	61.7	60.0	61.9	58.2							
Top Speed [km/h]	66.3	67.1	64.2	61.2	63.5	60.7							
Avg. Dist. to Rail [m]	2.1	0.7	1.6	1.4	2.1	0.4							
Avg. Stride Freq. [Hz]	2.3	2.4	2.3	2.3	2.3	2.3							
Avg. Stride Length [m]	6.5	7.6	7.4	7.3	7.3	7.0							



[] Ranking at each section and finish
-.-.- No data available at this section
NA No data available



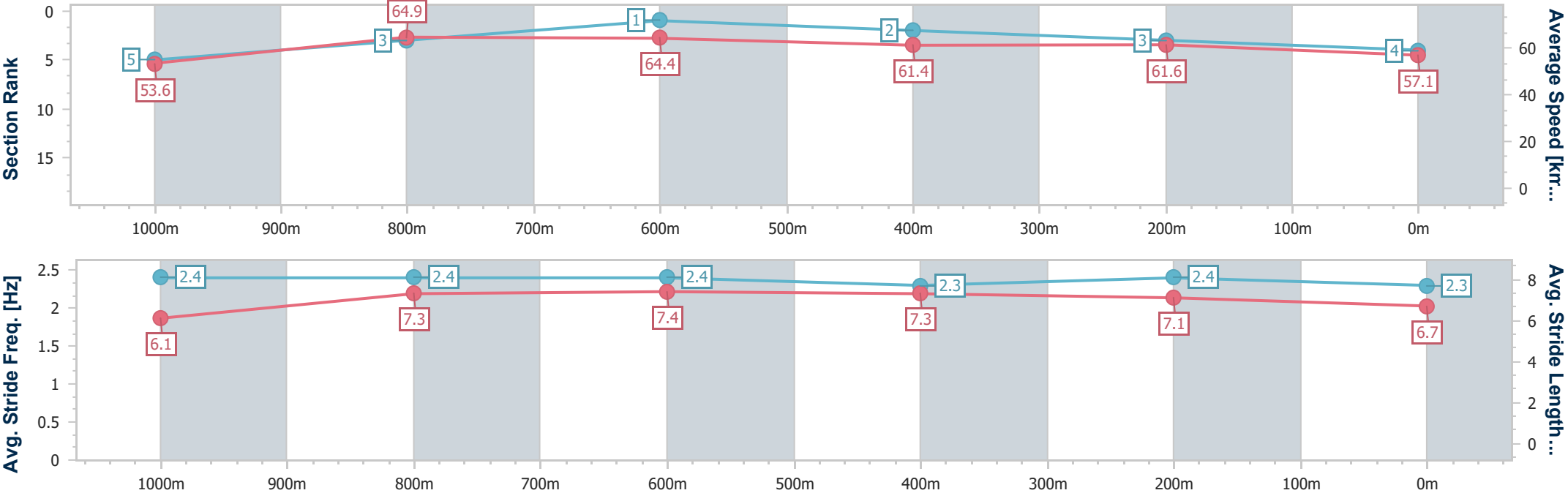
Horse/Jockey Name	Party Spirit
Final Rank	4
Fastest Section Time (Section)	0:11.11 (1000m)
Top Speed [km/h] (Section)	65.4 (1000m)
Race State	Finished



Doomben QLD Professional
Race 7: SKY RACING Class 5 Handicap - 1200m
23 April 2025 - 16:03
Track Rating: Soft 5, Weather: Fine, Rail Position: +10m Entire



Section	Overall	1000m	800m	600m	400m	200m							
Section Times	1:12.08 [4] (0:13.42)	0:58.66 [5] (0:11.11)	0:47.55 [3] (0:11.38)	0:36.17 [1] (0:11.86)	0:24.31 [2] (0:11.69)	0:12.62 [3] (0:12.62)							
Average Speed [km/h]	53.6	64.9	64.4	61.4	61.6	57.1							
Top Speed [km/h]	65.2	65.4	64.9	62.5	62.2	60.7							
Avg. Dist. to Rail [m]	5.8	0.9	3.1	2.7	0.4	0.6							
Avg. Stride Freq. [Hz]	2.4	2.4	2.4	2.3	2.4	2.3							
Avg. Stride Length [m]	6.1	7.3	7.4	7.3	7.1	6.7							





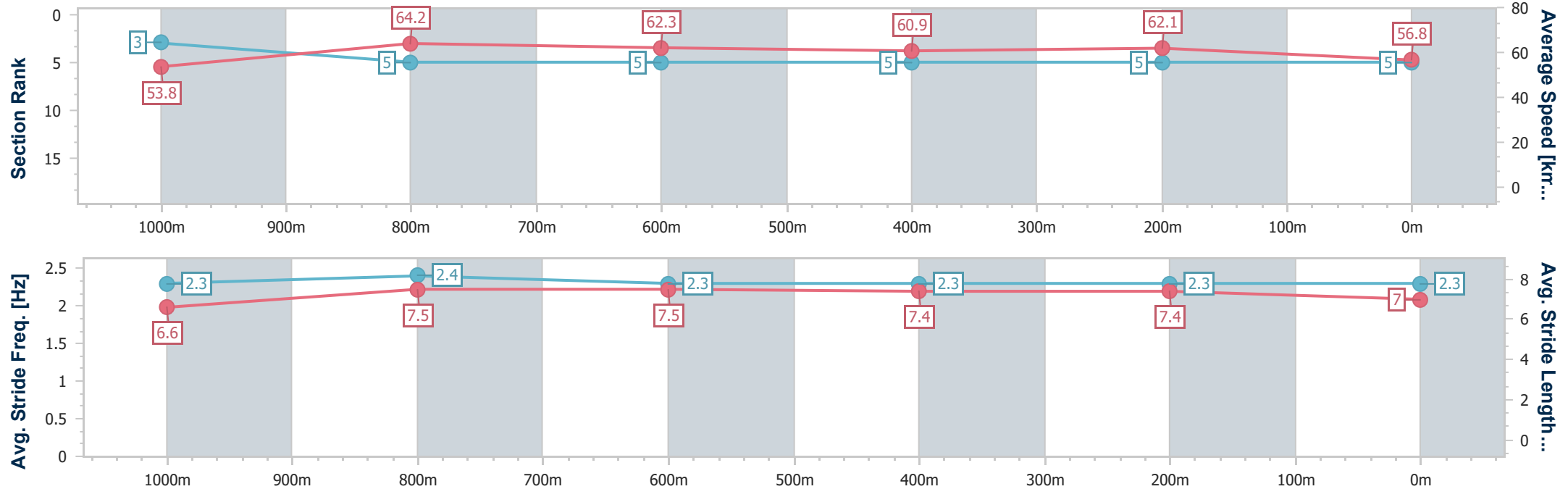
Horse/Jockey Name	Emperor
Final Rank	5
Fastest Section Time (Section)	0:11.26 (1000m)
Top Speed [km/h] (Section)	65.5 (Overall)
Race State	Finished



Doomben QLD Professional
Race 7: SKY RACING Class 5 Handicap - 1200m
23 April 2025 - 16:03
Track Rating: Soft 5, Weather: Fine, Rail Position: +10m Entire



Section	Overall	1000m	800m	600m	400m	200m							
Section Times	1:12.28 [5] (0:13.36)	0:58.92 [3] (0:11.26)	0:47.66 [5] (0:11.55)	0:36.11 [5] (0:11.85)	0:24.26 [5] (0:11.60)	0:12.66 [5] (0:12.66)							
Average Speed [km/h]	53.8	64.2	62.3	60.9	62.1	56.8							
Top Speed [km/h]	65.5	65.0	64.5	61.7	62.6	61.1							
Avg. Dist. to Rail [m]	1.2	0.6	0.9	0.3	0.8	1.9							
Avg. Stride Freq. [Hz]	2.3	2.4	2.3	2.3	2.3	2.3							
Avg. Stride Length [m]	6.6	7.5	7.5	7.4	7.4	7.0							



[] Ranking at each section and finish
-.-.- No data available at this section
NA No data available



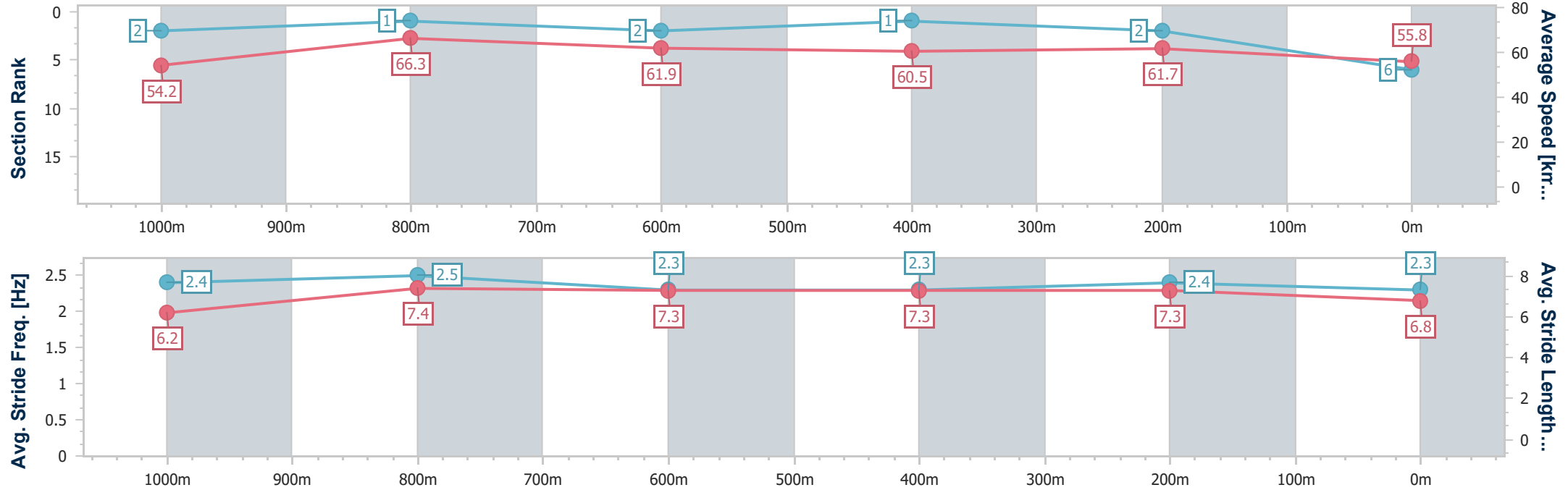
Horse/Jockey Name	Certainlycan
Final Rank	6
Fastest Section Time (Section)	0:10.99 (1000m)
Top Speed [km/h] (Section)	66.9 (1000m)
Race State	Finished



Doomben QLD Professional
Race 7: SKY RACING Class 5 Handicap - 1200m
23 April 2025 - 16:03
Track Rating: Soft 5, Weather: Fine, Rail Position: +10m Entire



Section	Overall	1000m	800m	600m	400m	200m							
Section Times	1:12.29 [6] (0:13.28)	0:59.01 [2] (0:10.99)	0:48.02 [1] (0:11.67)	0:36.35 [2] (0:11.80)	0:24.55 [1] (0:11.66)	0:12.89 [2] (0:12.89)							
Average Speed [km/h]	54.2	66.3	61.9	60.5	61.7	55.8							
Top Speed [km/h]	66.7	66.9	65.3	61.2	62.0	60.4							
Avg. Dist. to Rail [m]	4.8	3.1	0.7	1.1	2.1	1.1							
Avg. Stride Freq. [Hz]	2.4	2.5	2.3	2.3	2.4	2.3							
Avg. Stride Length [m]	6.2	7.4	7.3	7.3	7.3	6.8							





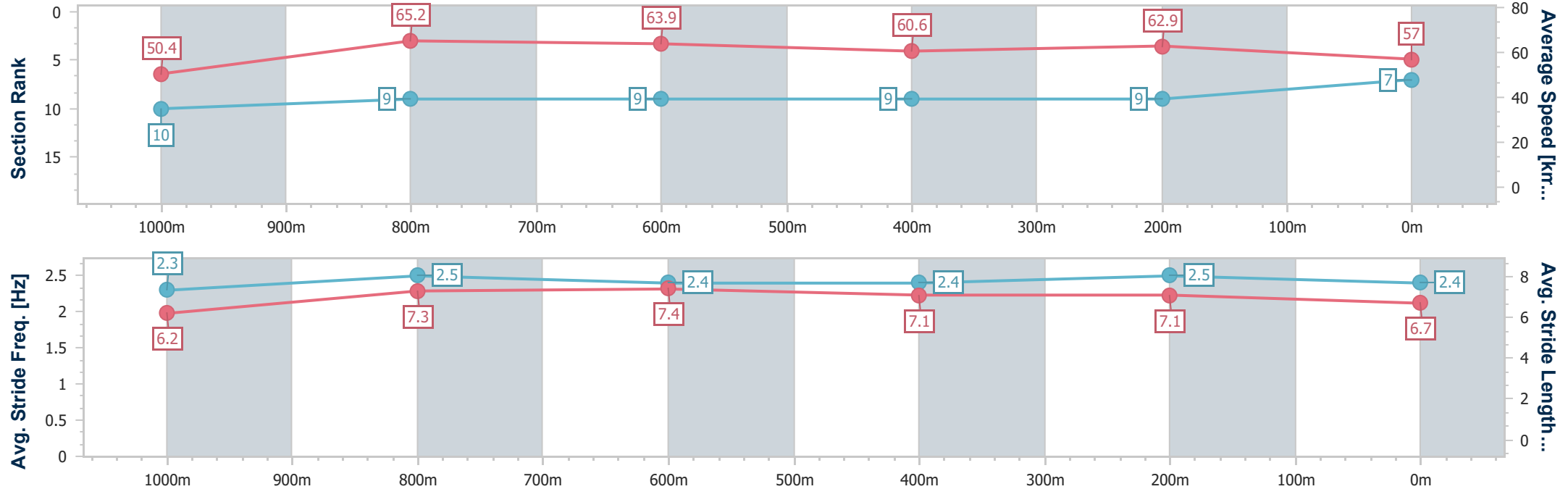
Horse/Jockey Name	Last Chance Saloon
Final Rank	7
Fastest Section Time (Section)	0:11.05 (1000m)
Top Speed [km/h] (Section)	67.2 (1000m)
Race State	Finished



Doomben QLD Professional
Race 7: SKY RACING Class 5 Handicap - 1200m
23 April 2025 - 16:03
Track Rating: Soft 5, Weather: Fine, Rail Position: +10m Entire



Section	Overall	1000m	800m	600m	400m	200m							
Section Times	1:12.53 [7] (0:14.27)	0:58.26 [10] (0:11.05)	0:47.21 [9] (0:11.31)	0:35.90 [9] (0:11.86)	0:24.04 [9] (0:11.39)	0:12.65 [9] (0:12.65)							
Average Speed [km/h]	50.4	65.2	63.9	60.6	62.9	57.0							
Top Speed [km/h]	66.7	67.2	65.2	62.8	64.3	60.7							
Avg. Dist. to Rail [m]	4.4	0.7	0.4	0.4	1.5	1.0							
Avg. Stride Freq. [Hz]	2.3	2.5	2.4	2.4	2.5	2.4							
Avg. Stride Length [m]	6.2	7.3	7.4	7.1	7.1	6.7							



[] Ranking at each section and finish
-.-.- No data available at this section
NA No data available



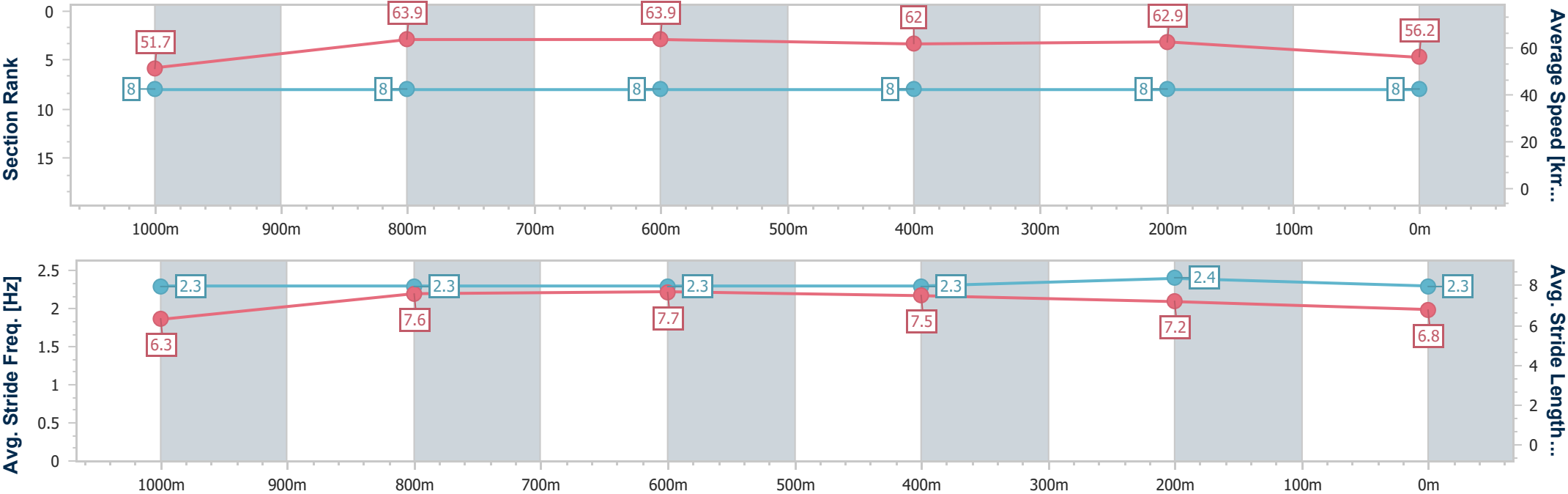
Horse/Jockey Name	Air Marshal
Final Rank	8
Fastest Section Time (Section)	0:11.29 (1000m)
Top Speed [km/h] (Section)	65.1 (800m)
Race State	Finished



Doomben QLD Professional
Race 7: SKY RACING Class 5 Handicap - 1200m
23 April 2025 - 16:03
Track Rating: Soft 5, Weather: Fine, Rail Position: +10m Entire



Section	Overall	1000m	800m	600m	400m	200m							
Section Times	1:12.70 [8] (0:13.95)	0:58.75 [8] (0:11.29)	0:47.46 [8] (0:11.33)	0:36.13 [8] (0:11.81)	0:24.32 [8] (0:11.49)	0:12.83 [8] (0:12.83)							
Average Speed [km/h]	51.7	63.9	63.9	62.0	62.9	56.2							
Top Speed [km/h]	64.6	64.9	65.1	63.0	64.5	60.9							
Avg. Dist. to Rail [m]	3.8	1.6	1.6	2.7	2.9	2.6							
Avg. Stride Freq. [Hz]	2.3	2.3	2.3	2.3	2.4	2.3							
Avg. Stride Length [m]	6.3	7.6	7.7	7.5	7.2	6.8							





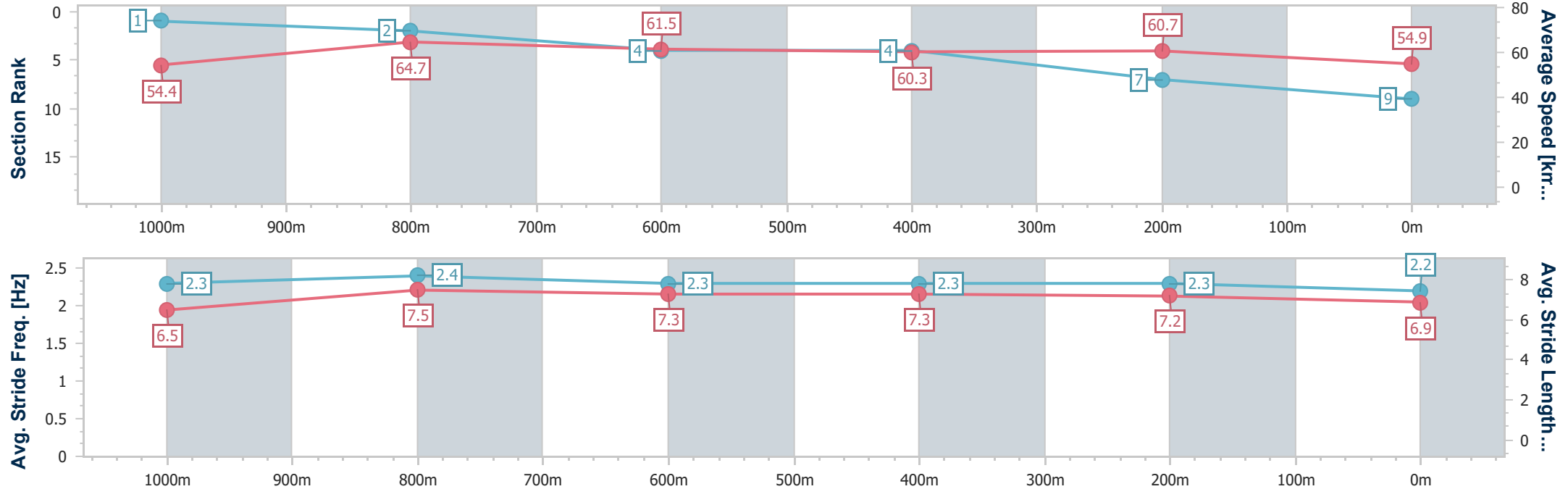
Horse/Jockey Name	Outweighed
Final Rank	9
Fastest Section Time (Section)	0:11.18 (1000m)
Top Speed [km/h] (Section)	66.9 (1000m)
Race State	Finished



Doomben QLD Professional
Race 7: SKY RACING Class 5 Handicap - 1200m
23 April 2025 - 16:03
Track Rating: Soft 5, Weather: Fine, Rail Position: +10m Entire



Section	Overall	1000m	800m	600m	400m	200m							
Section Times	1:12.89 [9] (0:13.25)	0:59.64 [1] (0:11.18)	0:48.46 [2] (0:11.70)	0:36.76 [4] (0:11.89)	0:24.87 [4] (0:11.74)	0:13.13 [7] (0:13.13)							
Average Speed [km/h]	54.4	64.7	61.5	60.3	60.7	54.9							
Top Speed [km/h]	65.7	66.9	64.1	61.2	62.0	59.8							
Avg. Dist. to Rail [m]	3.8	1.8	0.5	1.3	2.5	0.6							
Avg. Stride Freq. [Hz]	2.3	2.4	2.3	2.3	2.3	2.2							
Avg. Stride Length [m]	6.5	7.5	7.3	7.3	7.2	6.9							





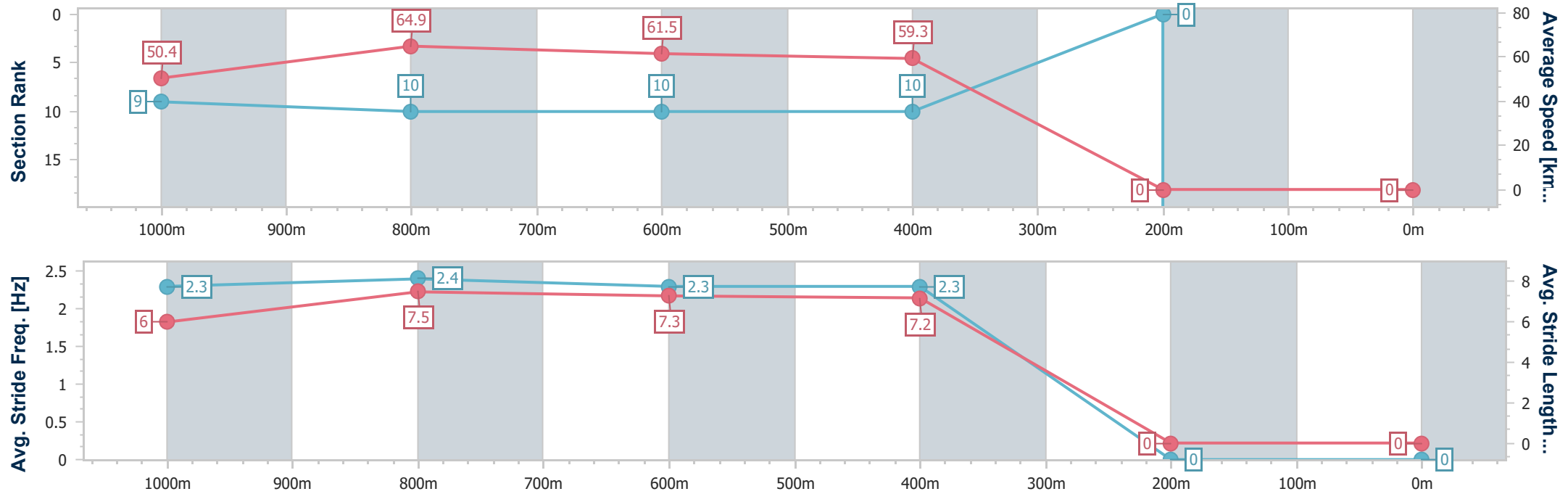
Horse/Jockey Name	Luton Hoo
Final Rank	2147483647
Fastest Section Time (Section)	0:11.17 (1000m)
Top Speed [km/h] (Section)	67.7 (1000m)
Race State	DidNotFinish



Doomben QLD Professional
Race 7: SKY RACING Class 5 Handicap - 1200m
23 April 2025 - 16:03
Track Rating: Soft 5, Weather: Fine, Rail Position: +10m Entire



Section	Overall	1000m	800m	600m	400m	200m							
Section Times	0:00.00 [2147483647] 1 (0:14.27)	0:00.00 [9] (0:11.17)	0:00.00 [10] (0:11.75)	0:00.00 [10] (0:12.11)	-:-:-	-:-:-							
Average Speed [km/h]	50.4	64.9	61.5	59.3	0.0	0.0							
Top Speed [km/h]	67.4	67.7	62.8	60.7	-:-	-:-							
Avg. Dist. to Rail [m]	6.1	1.8	1.0	0.3	0.0	0.0							
Avg. Stride Freq. [Hz]	2.3	2.4	2.3	2.3	-:-	-:-							
Avg. Stride Length [m]	6.0	7.5	7.3	7.2	-:-	-:-							



[] Ranking at each section and finish
-:-:- No data available at this section
NA No data available

[] Ranking at each section and finish
-:-:- No data available at this section
NA No data available



Doomben QLD Professional
Race 8: LADBROKES COMMUNITIES BENCHMARK 68 Handicap - 1350m
23 April 2025 - 16:50



Track Rating: Soft 5, Weather: Fine, Rail Position: +10m Entire

Section						Overall	1200m	1000m	800m	600m	400m	Last 600m	
Field Times						1:22.41 (0:10.92)	1:11.49 (0:10.96)	1:00.53 (0:11.78)	0:48.75 (0:12.16)	0:36.59 (0:12.07)	0:24.52 (0:11.76)	0:00.00	
Rank	TAB	Horse/Jockey	Barrier	Top Speed [km/h]	Fastest Section								Distance Travelled [m]
1	10	CINQUE TERRE	1	65.8	0:11.08	1:22.41 [1]	1:11.25 [5]	1:00.17 [5]	0:48.36 [5]	0:36.20 [6]	0:24.21 [5]	0:36.20	
		Justin Huxtable		1200m	1200m	(0:11.16)	(0:11.08)	(0:11.81)	(0:12.16)	(0:11.99)	(0:11.59)		
2	4	BOYS NIGHT OUT	2	65.6	0:11.09	1:22.42 [2]	1:11.33 [3]	1:00.23 [4]	0:48.49 [3]	0:36.33 [3]	0:24.24 [4]	0:36.33	
		Andrew Mallyon		1200m	Overall	(0:11.09)	(0:11.10)	(0:11.74)	(0:12.16)	(0:12.09)	(0:11.67)		
3	8	SPEED MAP	8	66.5	0:10.92	1:22.50 [3]	1:11.58 [1]	1:00.62 [1]	0:48.84 [1]	0:36.68 [1]	0:24.61 [1]	0:36.68	
		Jake Bayliss		1200m	Overall	(0:10.92)	(0:10.96)	(0:11.78)	(0:12.16)	(0:12.07)	(0:11.76)		
4	15	LUMENS LENNY	11	Data was not able to be tracked for this horse		-:-:-	-:-:-	-:-:-	-:-:-	-:-:-	-:-:-	-:-:-	
		Bailey Wheeler											
5	18	TREASURER	3	65.3	0:11.20	1:22.85 [5]	1:11.61 [6]	1:00.41 [7]	0:48.70 [7]	0:36.71 [4]	0:24.54 [6]	0:36.71	
		Georgina Cartwright		1200m	1200m	(0:11.24)	(0:11.20)	(0:11.71)	(0:11.99)	(0:12.17)	(0:11.84)		
6	19	MOOTESSA	12	67.5	0:10.95	1:23.22 [6]	1:11.79 [7]	1:00.84 [6]	0:49.10 [6]	0:36.82 [7]	0:24.89 [7]	0:36.82	
		Angela Jones		1200m	1200m	(0:11.43)	(0:10.95)	(0:11.74)	(0:12.28)	(0:11.93)	(0:11.79)		
7	1	CHIEF WITNESS	9	66.9	0:11.02	1:23.35 [7]	1:12.22 [4]	1:01.20 [3]	0:49.38 [4]	0:37.19 [5]	0:25.27 [3]	0:37.19	
		Cody Collis		1200m	1200m	(0:11.13)	(0:11.02)	(0:11.82)	(0:12.19)	(0:11.92)	(0:11.86)		
8	11	BETTER BE NORDY	4	66.0	0:11.19	1:23.37 [8]	1:11.72 [9]	1:00.53 [8]	0:48.84 [8]	0:36.83 [8]	0:24.81 [8]	0:36.83	
		Noel Callow		Overall	1200m	(0:11.65)	(0:11.19)	(0:11.69)	(0:12.01)	(0:12.02)	(0:11.84)		
9	5	CENTRE BOUNCE	10	64.7	0:11.30	1:23.43 [9]	1:11.58 [10]	1:00.28 [10]	0:48.56 [10]	0:36.54 [11]	0:24.59 [11]	0:36.54	
		Damien Thornton		1200m	1200m	(0:11.85)	(0:11.30)	(0:11.72)	(0:12.02)	(0:11.95)	(0:11.78)		
10	2	ANAVINCI	6	66.6	0:10.95	1:23.51 [10]	1:12.45 [2]	1:01.50 [2]	0:49.68 [2]	0:37.57 [2]	0:25.53 [2]	0:37.57	
		Emily Lang		1200m	1200m	(0:11.06)	(0:10.95)	(0:11.82)	(0:12.11)	(0:12.04)	(0:11.99)		

Scratched: Air Marshal (#3), Flying Birds (#6), Fearless Thinking (#16), Hartman (#20), Sobute (#14), Too Hard To Refuse (#9), Imperial Hilton (#12), She's Got Veuve (#13)



Doomben QLD Professional
Race 8: LADBROKES COMMUNITIES BENCHMARK 68 Handicap - 1350m
23 April 2025 - 16:50



Track Rating: Soft 5, Weather: Fine, Rail Position: +10m Entire

Section					Overall	1200m	1000m	800m	600m	400m	Last 600m		
Field Times					1:22.41 (0:10.92)	1:11.49 (0:10.96)	1:00.53 (0:11.78)	0:48.75 (0:12.16)	0:36.59 (0:12.07)	0:24.52 (0:11.76)	0:00.00		
Rank	TAB	Horse/Jockey	Barrier	Top Speed [km/h]	Fastest Section								Distance Travelled [m]
11	7	HALLSIDE MARTINI	7	65.3	0:11.29	1:23.66 [11]	1:11.71 [11]	1:00.42 [11]	0:48.66 [11]	0:36.86 [9]	0:25.02 [9]	0:36.86	+0
		Taylor Marshall		Overall	1200m	(0:11.95)	(0:11.29)	(0:11.76)	(0:11.80)	(0:11.84)	(0:11.79)		
12	17	TRAPEDO	5	64.4	0:11.29	1:24.15 [12]	1:12.59 [8]	1:01.30 [9]	0:49.57 [9]	0:37.32 [10]	0:25.39 [10]	0:37.32	+3
		Cejay Graham		1200m	1200m	(0:11.56)	(0:11.29)	(0:11.73)	(0:12.25)	(0:11.93)	(0:12.08)		

Scratched: Air Marshal (#3), Flying Birds (#6), Fearless Thinking (#16), Hartman (#20), Sobute (#14), Too Hard To Refuse (#9), Imperial Hilton (#12), She's Got Veuve (#13)



Doomben QLD Professional
Race 8: LADBROKES COMMUNITIES BENCHMARK 68 Handicap - 1350m
23 April 2025 - 16:50



Track Rating: Soft 5, Weather: Fine, Rail Position: +10m Entire

Section Field Times				200m 0:12.76 (0:12.76)		Last 600m 0:00.00			
Rank	TAB	Horse/Jockey	Barrier	Top Speed [km/h]	Fastest Section	Margin	Margin	Distance Travelled [m]	
1	10	CINQUE TERRE	1	65.8	0:11.08	0:12.62 [2]	1:22.41	0:36.20	
		Justin Huxtable		1200m	1200m	(0:12.62)			
2	4	BOYS NIGHT OUT	2	65.6	0:11.09	0:12.57 [3]	0.07L	0:36.33 +2	
		Andrew Mallyon		1200m	Overall	(0:12.57)			
3	8	SPEED MAP	8	66.5	0:10.92	0:12.85 [1]	0.5L	0:36.68 +0	
		Jake Bayliss		1200m	Overall	(0:12.85)			
4	15	LUMENS LENNY	11	Data was not able to be tracked for this horse		-:--:-	1.93L	-:--:- ----,-	
		Bailey Wheeler							
5	18	TREASURER	3	65.3	0:11.20	0:12.70 [7]	2.58L	0:36.71 +5	
		Georgina Cartwright		1200m	1200m	(0:12.70)			
6	19	MOOTESSA	12	67.5	0:10.95	0:13.10 [6]	4.75L	0:36.82 +8	
		Angela Jones		1200m	1200m	(0:13.10)			
7	1	CHIEF WITNESS	9	66.9	0:11.02	0:13.41 [4]	5.52L	0:37.19 +5	
		Cody Collis		1200m	1200m	(0:13.41)			
8	11	BETTER BE NORDY	4	66.0	0:11.19	0:12.97 [8]	5.65L	0:36.83 +5	
		Noel Callow		Overall	1200m	(0:12.97)			
9	5	CENTRE BOUNCE	10	64.7	0:11.30	0:12.81 [10]	6.02L	0:36.54 +5	
		Damien Thornton		1200m	1200m	(0:12.81)			
10	2	ANAVINCI	6	66.6	0:10.95	0:13.54 [5]	6.47L	0:37.57 +4	
		Emily Lang		1200m	1200m	(0:13.54)			

Scratched: Air Marshal (#3), Flying Birds (#6), Fearless Thinking (#16), Hartman (#20), Sobute (#14), Too Hard To Refuse (#9), Imperial Hilton (#12), She's Got Veuve (#13)



Doomben QLD Professional
Race 8: LADBROKES COMMUNITIES BENCHMARK 68 Handicap -
1350m
23 April 2025 - 16:50



Track Rating: Soft 5, Weather: Fine, Rail Position: +10m Entire

Section					200m		Last 600m		
Field Times					0:12.76 (0:12.76)		0:00.00		
Rank	TAB	Horse/Jockey	Barrier	Top Speed [km/h]	Fastest Section	Margin		Distance Travelled [m]	
11	7	HALLSIDE MARTINI	7	65.3	0:11.29	0:13.23 [9]	7.33L	0:36.86	+0
		Taylor Marshall		Overall	1200m	(0:13.23)			
12	17	TRAPEDO	5	64.4	0:11.29	0:13.31 [11]	10.23L	0:37.32	+3
		Cejay Graham		1200m	1200m	(0:13.31)			

Scratched: Air Marshal (#3), Flying Birds (#6), Fearless Thinking (#16), Hartman (#20), Sobute (#14), Too Hard To Refuse (#9), Imperial Hilton (#12), She's Got Veuve (#13)



Horse/Jockey Name	Cinque Terre
Final Rank	1
Fastest Section Time (Section)	0:11.08 (1200m)
Top Speed [km/h] (Section)	65.8 (1200m)
Race State	Finished



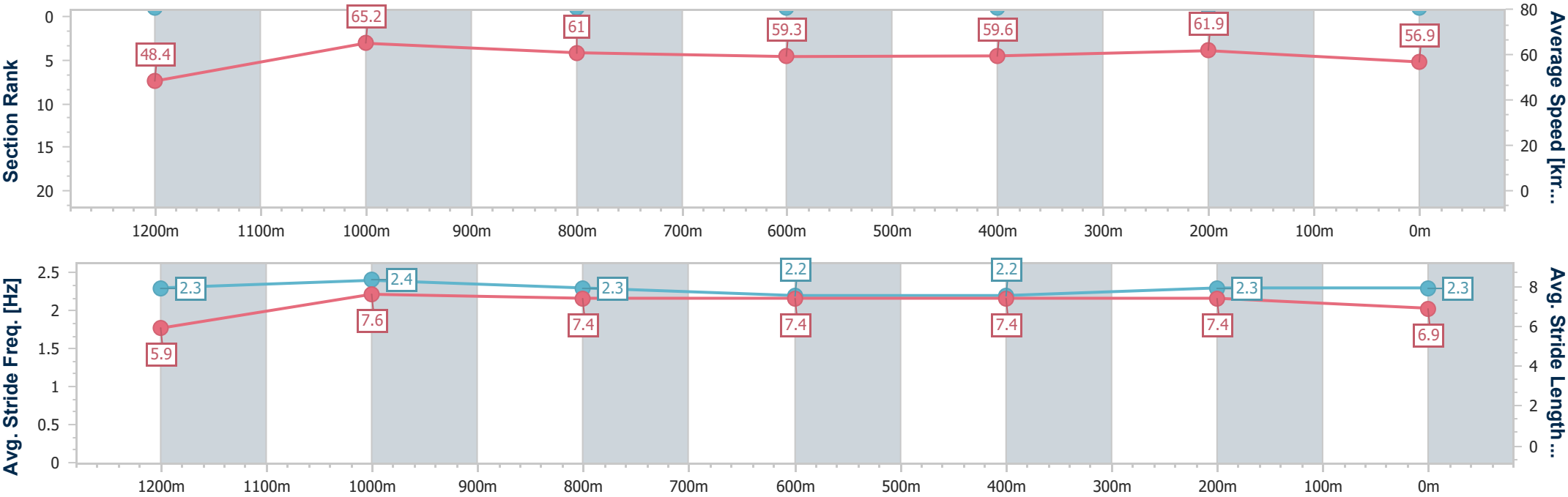
Doomben QLD Professional
Race 8: LADBROKES COMMUNITIES BENCHMARK 68
Handicap - 1350m
23 April 2025 - 16:50



BRISBANE
RACING CLUB

Track Rating: Soft 5, Weather: Fine, Rail Position: +10m Entire

Section	Overall	1200m	1000m	800m	600m	400m	200m						
Section Times	1:22.41 [1] (0:11.16)	1:11.25 [5] (0:11.08)	1:00.17 [5] (0:11.81)	0:48.36 [5] (0:12.16)	0:36.20 [6] (0:11.99)	0:24.21 [5] (0:11.59)	0:12.62 [2] (0:12.62)						
Average Speed [km/h]	48.4	65.2	61.0	59.3	59.6	61.9	56.9						
Top Speed [km/h]	64.7	65.8	63.8	60.0	60.5	63.3	60.7						
Avg. Dist. to Rail [m]	1.8	1.0	0.8	0.4	1.5	1.3	0.8						
Avg. Stride Freq. [Hz]	2.3	2.4	2.3	2.2	2.2	2.3	2.3						
Avg. Stride Length [m]	5.9	7.6	7.4	7.4	7.4	7.4	6.9						





Horse/Jockey Name	Boys Night Out
Final Rank	2
Fastest Section Time (Section)	0:11.09 (Overall)
Top Speed [km/h] (Section)	65.6 (1200m)
Race State	Finished



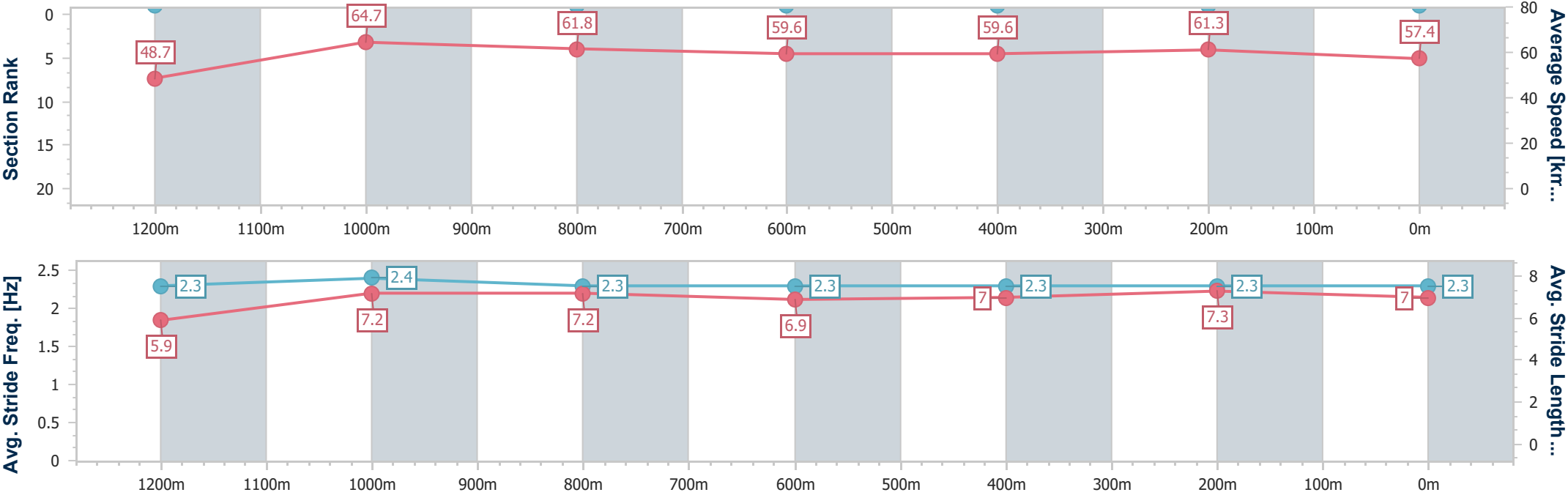
Doomben QLD Professional
Race 8: LADBROKES COMMUNITIES BENCHMARK 68
Handicap - 1350m
23 April 2025 - 16:50



BRISBANE
RACING CLUB

Track Rating: Soft 5, Weather: Fine, Rail Position: +10m Entire

Section	Overall	1200m	1000m	800m	600m	400m	200m						
Section Times	1:22.42 [2] (0:11.09)	1:11.33 [3] (0:11.10)	1:00.23 [4] (0:11.74)	0:48.49 [3] (0:12.16)	0:36.33 [3] (0:12.09)	0:24.24 [4] (0:11.67)	0:12.57 [3] (0:12.57)						
Average Speed [km/h]	48.7	64.7	61.8	59.6	59.6	61.3	57.4						
Top Speed [km/h]	65.5	65.6	63.4	60.4	60.2	62.5	60.8						
Avg. Dist. to Rail [m]	3.2	2.3	1.9	1.6	0.7	0.9	1.8						
Avg. Stride Freq. [Hz]	2.3	2.4	2.3	2.3	2.3	2.3	2.3						
Avg. Stride Length [m]	5.9	7.2	7.2	6.9	7.0	7.3	7.0						





Horse/Jockey Name	Speed Map
Final Rank	3
Fastest Section Time (Section)	0:10.92 (Overall)
Top Speed [km/h] (Section)	66.5 (1200m)
Race State	Finished



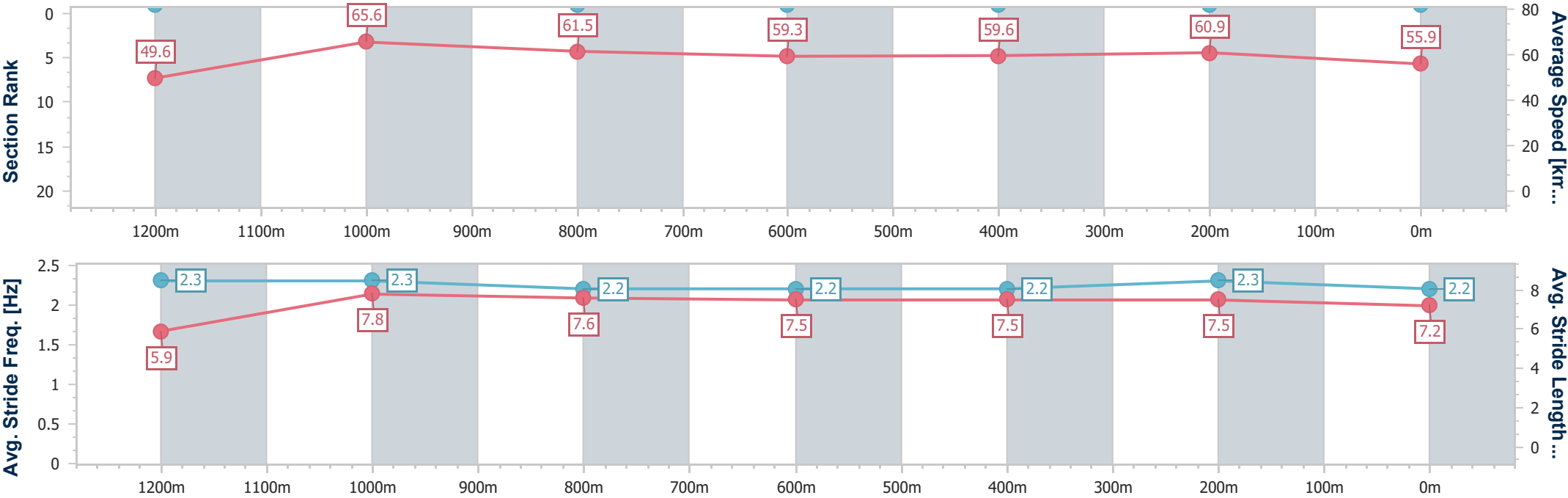
Doomben QLD Professional
Race 8: LADBROKES COMMUNITIES BENCHMARK 68
Handicap - 1350m
23 April 2025 - 16:50



BRISBANE
RACING CLUB

Track Rating: Soft 5, Weather: Fine, Rail Position: +10m Entire

Section	Overall	1200m	1000m	800m	600m	400m	200m						
Section Times	1:22.50 [3] (0:10.92)	1:11.58 [1] (0:10.96)	1:00.62 [1] (0:11.78)	0:48.84 [1] (0:12.16)	0:36.68 [1] (0:12.07)	0:24.61 [1] (0:11.76)	0:12.85 [1] (0:12.85)						
Average Speed [km/h]	49.6	65.6	61.5	59.3	59.6	60.9	55.9						
Top Speed [km/h]	65.4	66.5	63.4	59.8	60.4	62.0	59.1						
Avg. Dist. to Rail [m]	6.9	4.0	2.4	0.8	0.6	0.8	1.2						
Avg. Stride Freq. [Hz]	2.3	2.3	2.2	2.2	2.2	2.3	2.2						
Avg. Stride Length [m]	5.9	7.8	7.6	7.5	7.5	7.5	7.2						





Horse/Jockey Name	Treasurer
Final Rank	5
Fastest Section Time (Section)	0:11.20 (1200m)
Top Speed [km/h] (Section)	65.3 (1200m)
Race State	Finished



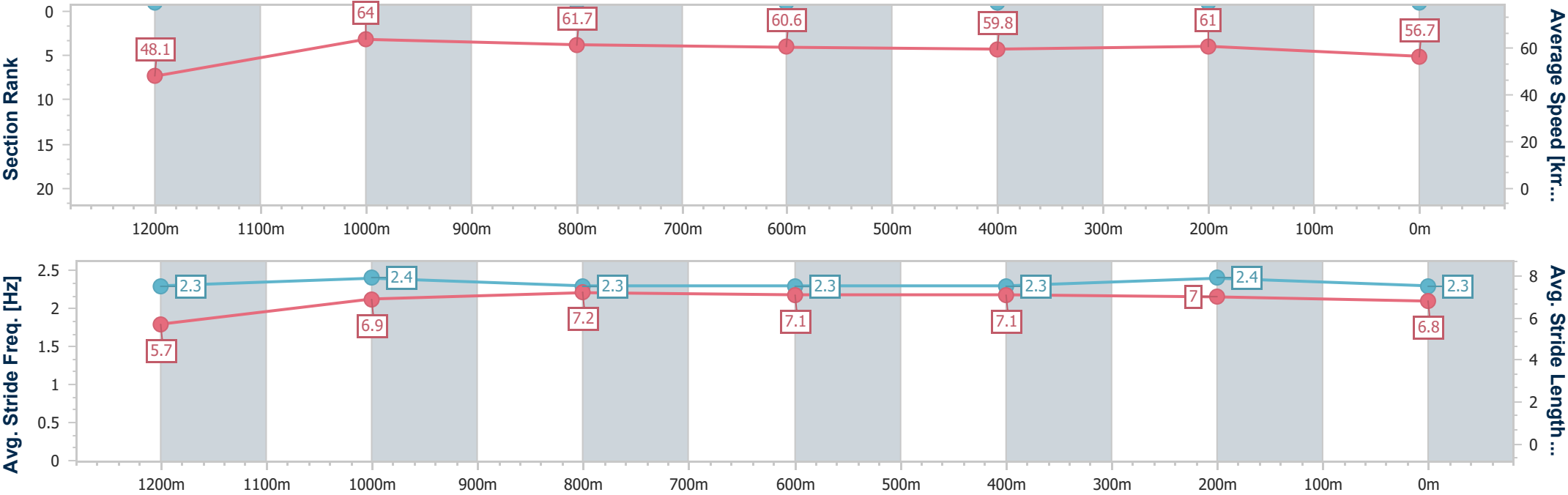
Doomben QLD Professional
Race 8: LADBROKES COMMUNITIES BENCHMARK 68
Handicap - 1350m
23 April 2025 - 16:50



BRISBANE
RACING CLUB

Track Rating: Soft 5, Weather: Fine, Rail Position: +10m Entire

Section	Overall	1200m	1000m	800m	600m	400m	200m						
Section Times	1:22.85 [5] (0:11.24)	1:11.61 [6] (0:11.20)	1:00.41 [7] (0:11.71)	0:48.70 [7] (0:11.99)	0:36.71 [4] (0:12.17)	0:24.54 [6] (0:11.84)	0:12.70 [7] (0:12.70)						
Average Speed [km/h]	48.1	64.0	61.7	60.6	59.8	61.0	56.7						
Top Speed [km/h]	64.1	65.3	62.9	61.8	60.1	62.2	60.2						
Avg. Dist. to Rail [m]	3.8	2.1	1.4	2.0	2.1	2.1	2.1						
Avg. Stride Freq. [Hz]	2.3	2.4	2.3	2.3	2.3	2.4	2.3						
Avg. Stride Length [m]	5.7	6.9	7.2	7.1	7.1	7.0	6.8						





Horse/Jockey Name	Mootessa
Final Rank	6
Fastest Section Time (Section)	0:10.95 (1200m)
Top Speed [km/h] (Section)	67.5 (1200m)
Race State	Finished



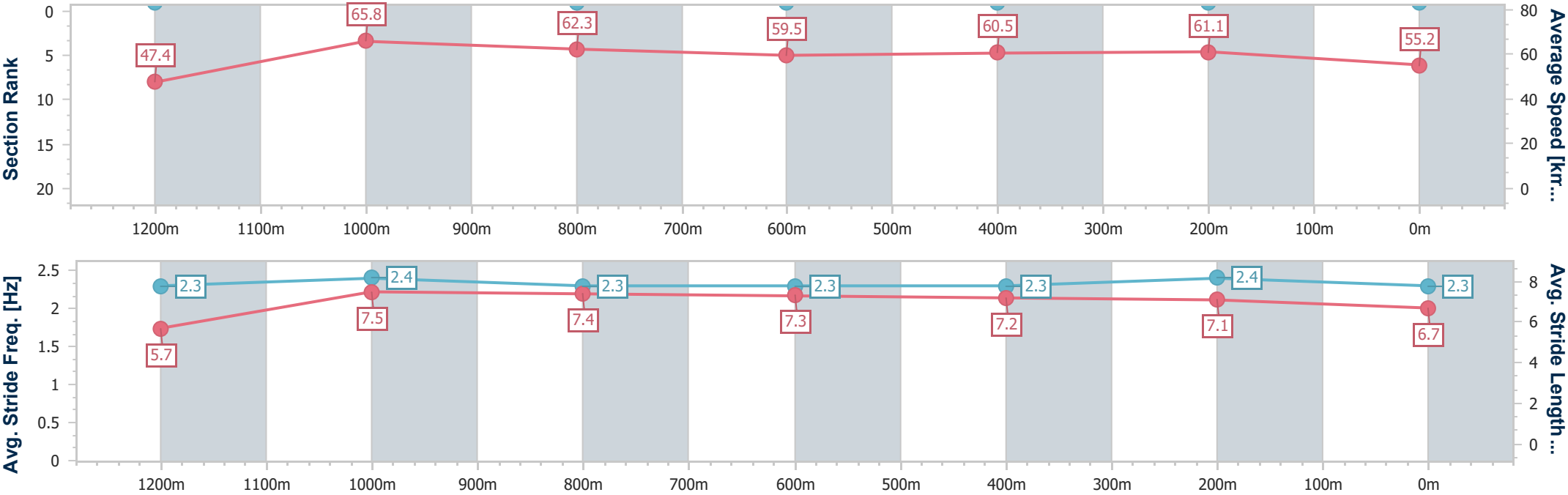
Doomben QLD Professional
Race 8: LADBROKES COMMUNITIES BENCHMARK 68
Handicap - 1350m
23 April 2025 - 16:50



BRISBANE
RACING CLUB

Track Rating: Soft 5, Weather: Fine, Rail Position: +10m Entire

Section	Overall	1200m	1000m	800m	600m	400m	200m						
Section Times	1:23.22 [6] (0:11.43)	1:11.79 [7] (0:10.95)	1:00.84 [6] (0:11.74)	0:49.10 [6] (0:12.28)	0:36.82 [7] (0:11.93)	0:24.89 [7] (0:11.79)	0:13.10 [6] (0:13.10)						
Average Speed [km/h]	47.4	65.8	62.3	59.5	60.5	61.1	55.2						
Top Speed [km/h]	64.9	67.5	65.5	60.8	61.4	62.7	58.2						
Avg. Dist. to Rail [m]	9.9	3.2	4.5	3.2	0.8	1.7	4.7						
Avg. Stride Freq. [Hz]	2.3	2.4	2.3	2.3	2.3	2.4	2.3						
Avg. Stride Length [m]	5.7	7.5	7.4	7.3	7.2	7.1	6.7						





Horse/Jockey Name	Chief Witness
Final Rank	7
Fastest Section Time (Section)	0:11.02 (1200m)
Top Speed [km/h] (Section)	66.9 (1200m)
Race State	Finished



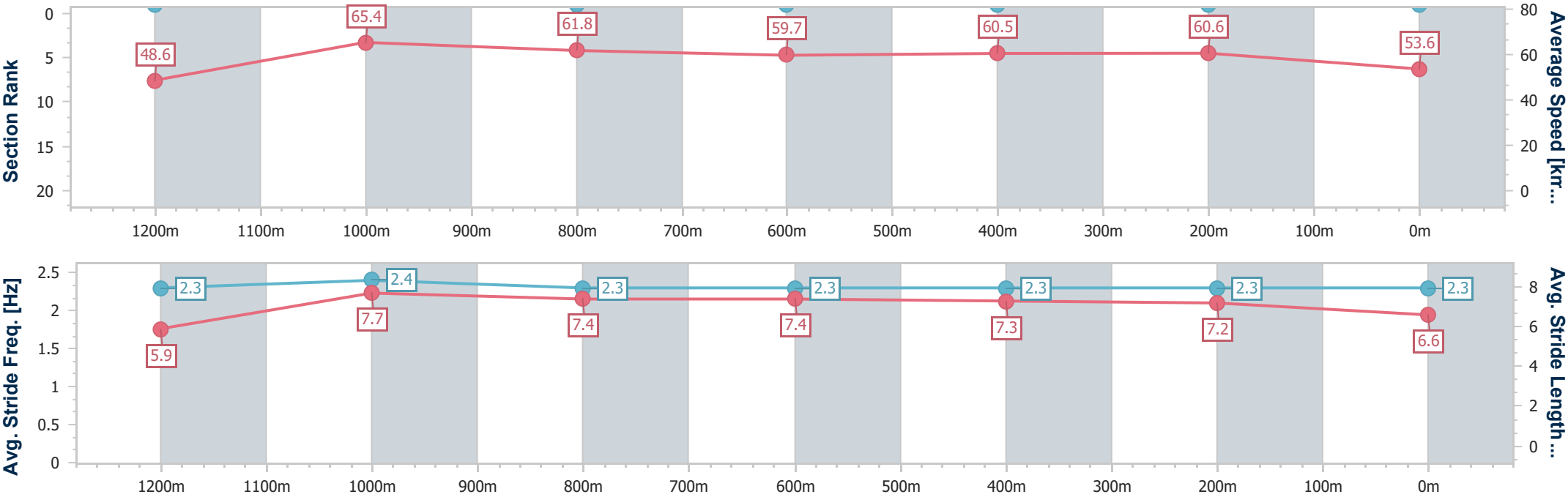
Doomben QLD Professional
Race 8: LADBROKES COMMUNITIES BENCHMARK 68
Handicap - 1350m
23 April 2025 - 16:50



BRISBANE
RACING CLUB

Track Rating: Soft 5, Weather: Fine, Rail Position: +10m Entire

Section	Overall	1200m	1000m	800m	600m	400m	200m						
Section Times	1:23.35 [7] (0:11.13)	1:12.22 [4] (0:11.02)	1:01.20 [3] (0:11.82)	0:49.38 [4] (0:12.19)	0:37.19 [5] (0:11.92)	0:25.27 [3] (0:11.86)	0:13.41 [4] (0:13.41)						
Average Speed [km/h]	48.6	65.4	61.8	59.7	60.5	60.6	53.6						
Top Speed [km/h]	65.8	66.9	63.8	60.6	60.7	61.9	58.8						
Avg. Dist. to Rail [m]	8.1	5.1	4.5	2.4	0.7	1.6	4.2						
Avg. Stride Freq. [Hz]	2.3	2.4	2.3	2.3	2.3	2.3	2.3						
Avg. Stride Length [m]	5.9	7.7	7.4	7.4	7.3	7.2	6.6						





Horse/Jockey Name	Better Be Nordy
Final Rank	8
Fastest Section Time (Section)	0:11.19 (1200m)
Top Speed [km/h] (Section)	66.0 (Overall)
Race State	Finished



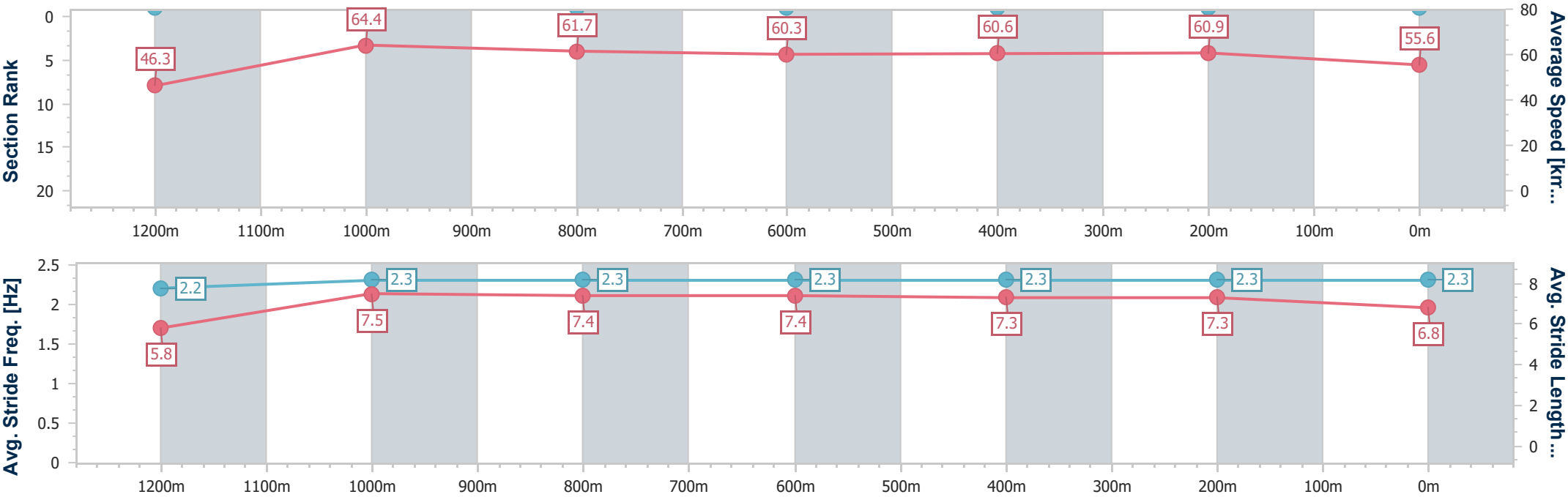
Doomben QLD Professional
Race 8: LADBROKES COMMUNITIES BENCHMARK 68
Handicap - 1350m
23 April 2025 - 16:50



BRISBANE
RACING CLUB

Track Rating: Soft 5, Weather: Fine, Rail Position: +10m Entire

Section	Overall	1200m	1000m	800m	600m	400m	200m						
Section Times	1:23.37 [8] (0:11.65)	1:11.72 [9] (0:11.19)	1:00.53 [8] (0:11.69)	0:48.84 [8] (0:12.01)	0:36.83 [8] (0:12.02)	0:24.81 [8] (0:11.84)	0:12.97 [8] (0:12.97)						
Average Speed [km/h]	46.3	64.4	61.7	60.3	60.6	60.9	55.6						
Top Speed [km/h]	66.0	65.7	64.1	61.7	61.1	62.4	59.5						
Avg. Dist. to Rail [m]	3.4	1.3	1.0	1.8	1.8	3.4	6.5						
Avg. Stride Freq. [Hz]	2.2	2.3	2.3	2.3	2.3	2.3	2.3						
Avg. Stride Length [m]	5.8	7.5	7.4	7.4	7.3	7.3	6.8						





Horse/Jockey Name	Centre Bounce
Final Rank	9
Fastest Section Time (Section)	0:11.30 (1200m)
Top Speed [km/h] (Section)	64.7 (1200m)
Race State	Finished



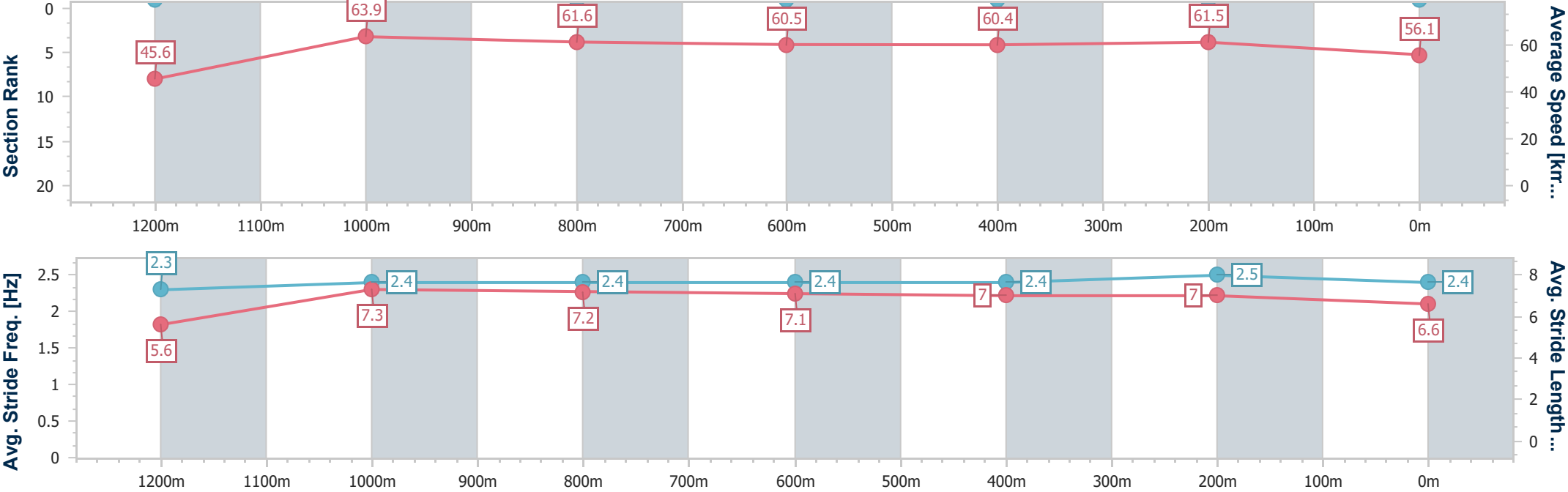
Doomben QLD Professional
Race 8: LADBROKES COMMUNITIES BENCHMARK 68
Handicap - 1350m
23 April 2025 - 16:50



BRISBANE
RACING CLUB

Track Rating: Soft 5, Weather: Fine, Rail Position: +10m Entire

Section	Overall	1200m	1000m	800m	600m	400m	200m						
Section Times	1:23.43 [9] (0:11.85)	1:11.58 [10] (0:11.30)	1:00.28 [10] (0:11.72)	0:48.56 [10] (0:12.02)	0:36.54 [11] (0:11.95)	0:24.59 [11] (0:11.78)	0:12.81 [10] (0:12.81)						
Average Speed [km/h]	45.6	63.9	61.6	60.5	60.4	61.5	56.1						
Top Speed [km/h]	64.7	64.7	63.2	61.9	62.2	62.2	59.6						
Avg. Dist. to Rail [m]	7.3	2.2	1.7	2.0	0.8	3.4	7.4						
Avg. Stride Freq. [Hz]	2.3	2.4	2.4	2.4	2.4	2.5	2.4						
Avg. Stride Length [m]	5.6	7.3	7.2	7.1	7.0	7.0	6.6						





Horse/Jockey Name	Anavinci
Final Rank	10
Fastest Section Time (Section)	0:10.95 (1200m)
Top Speed [km/h] (Section)	66.6 (1200m)
Race State	Finished



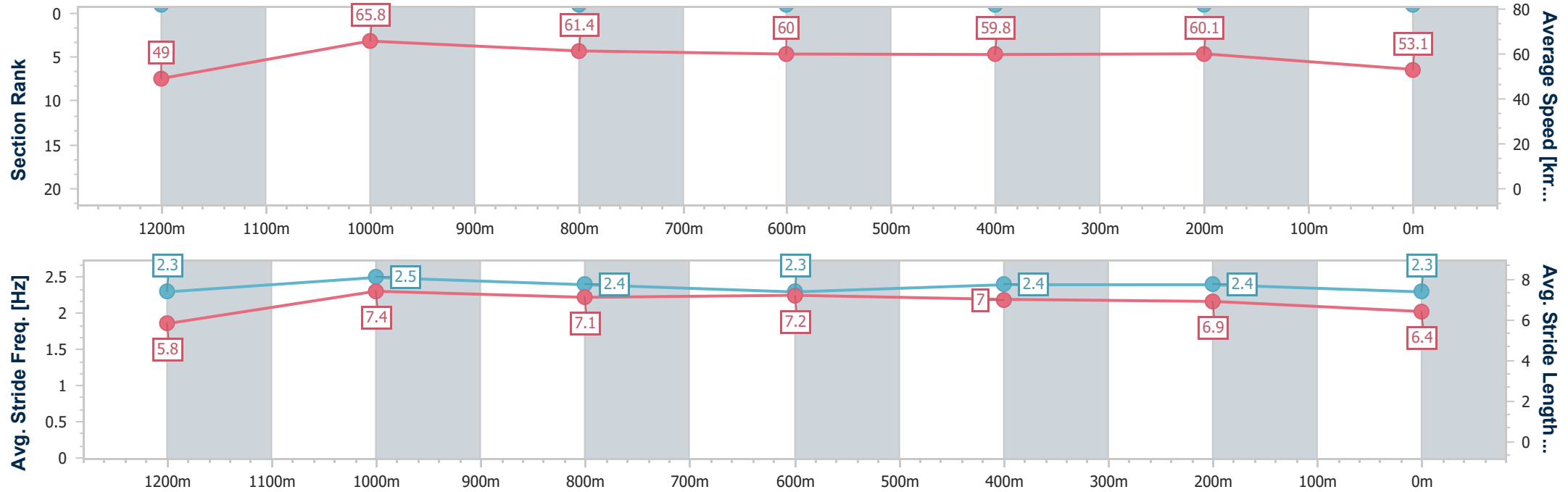
Doomben QLD Professional
Race 8: LADBROKES COMMUNITIES BENCHMARK 68
Handicap - 1350m
23 April 2025 - 16:50



BRISBANE
RACING CLUB

Track Rating: Soft 5, Weather: Fine, Rail Position: +10m Entire

Section	Overall	1200m	1000m	800m	600m	400m	200m						
Section Times	1:23.51 [10] (0:11.06)	1:12.45 [2] (0:10.95)	1:01.50 [2] (0:11.82)	0:49.68 [2] (0:12.11)	0:37.57 [2] (0:12.04)	0:25.53 [2] (0:11.99)	0:13.54 [5] (0:13.54)						
Average Speed [km/h]	49.0	65.8	61.4	60.0	59.8	60.1	53.1						
Top Speed [km/h]	65.7	66.6	63.2	61.0	60.4	62.9	57.9						
Avg. Dist. to Rail [m]	5.0	3.3	2.6	2.0	0.4	0.9	2.1						
Avg. Stride Freq. [Hz]	2.3	2.5	2.4	2.3	2.4	2.4	2.3						
Avg. Stride Length [m]	5.8	7.4	7.1	7.2	7.0	6.9	6.4						





Horse/Jockey Name	Hallside Martini
Final Rank	11
Fastest Section Time (Section)	0:11.29 (1200m)
Top Speed [km/h] (Section)	65.3 (Overall)
Race State	Finished



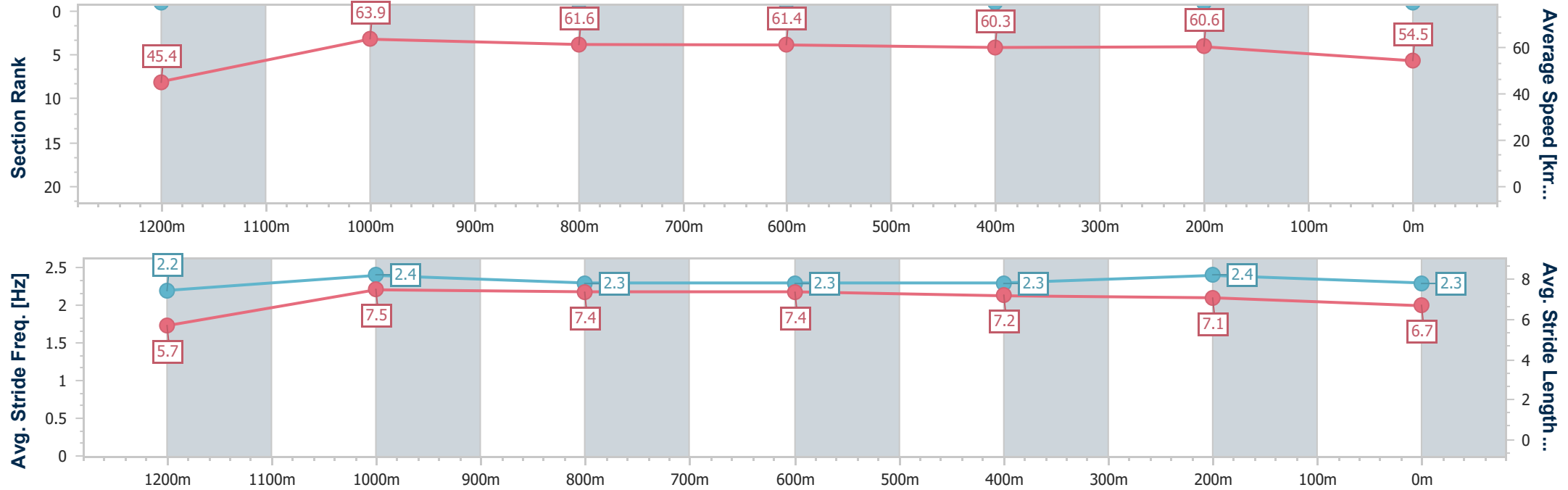
Doomben QLD Professional
Race 8: LADBROKES COMMUNITIES BENCHMARK 68
Handicap - 1350m
23 April 2025 - 16:50



BRISBANE
RACING CLUB

Track Rating: Soft 5, Weather: Fine, Rail Position: +10m Entire

Section	Overall	1200m	1000m	800m	600m	400m	200m						
Section Times	1:23.66 [11] (0:11.95)	1:11.71 [11] (0:11.29)	1:00.42 [11] (0:11.76)	0:48.66 [11] (0:11.80)	0:36.86 [9] (0:11.84)	0:25.02 [9] (0:11.79)	0:13.23 [9] (0:13.23)						
Average Speed [km/h]	45.4	63.9	61.6	61.4	60.3	60.6	54.5						
Top Speed [km/h]	65.3	65.1	64.6	63.1	60.8	62.2	59.0						
Avg. Dist. to Rail [m]	5.4	2.2	2.5	1.4	1.9	1.2	2.0						
Avg. Stride Freq. [Hz]	2.2	2.4	2.3	2.3	2.3	2.4	2.3						
Avg. Stride Length [m]	5.7	7.5	7.4	7.4	7.2	7.1	6.7						





Horse/Jockey Name	Trapedo
Final Rank	12
Fastest Section Time (Section)	0:11.29 (1200m)
Top Speed [km/h] (Section)	64.4 (1200m)
Race State	Finished



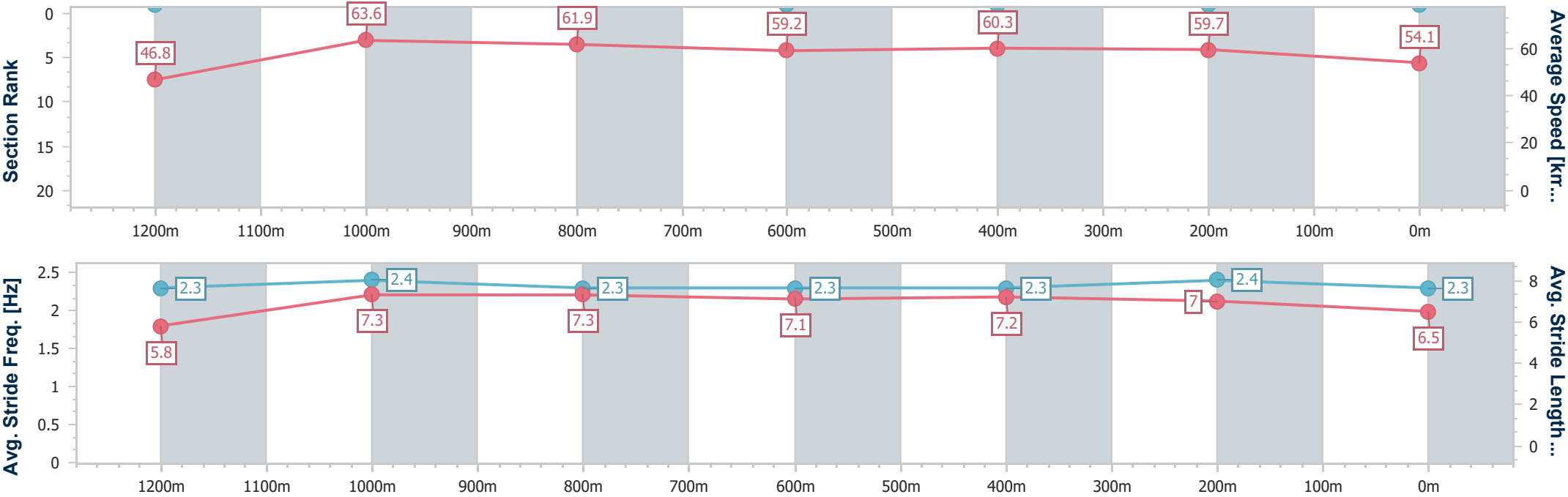
Doomben QLD Professional
Race 8: LADBROKES COMMUNITIES BENCHMARK 68
Handicap - 1350m
23 April 2025 - 16:50



BRISBANE
RACING CLUB

Track Rating: Soft 5, Weather: Fine, Rail Position: +10m Entire

Section	Overall	1200m	1000m	800m	600m	400m	200m						
Section Times	1:24.15 [12] (0:11.56)	1:12.59 [8] (0:11.29)	1:01.30 [9] (0:11.73)	0:49.57 [9] (0:12.25)	0:37.32 [10] (0:11.93)	0:25.39 [10] (0:12.08)	0:13.31 [11] (0:13.31)						
Average Speed [km/h]	46.8	63.6	61.9	59.2	60.3	59.7	54.1						
Top Speed [km/h]	64.3	64.4	63.8	61.4	61.3	61.6	58.2						
Avg. Dist. to Rail [m]	4.7	2.3	2.5	1.9	0.7	4.3	9.0						
Avg. Stride Freq. [Hz]	2.3	2.4	2.3	2.3	2.3	2.4	2.3						
Avg. Stride Length [m]	5.8	7.3	7.3	7.1	7.2	7.0	6.5						





Horse/Jockey Name	Lumens Lenny
Final Rank	4
Fastest Section Time (Section)	--:--
Top Speed [km/h] (Section)	--
Race State	DidNotTrack



Doomben QLD Professional
Race 8: LADBROKES COMMUNITIES BENCHMARK 68
Handicap - 1350m
23 April 2025 - 16:50



BRISBANE
RACING CLUB

Track Rating: Soft 5, Weather: Fine, Rail Position: +10m Entire

Section	Overall	1200m	1000m	800m	600m	400m	200m						
Section Times	--:--	--:--	--:--	--:--	--:--	--:--	--:--						
Average Speed [km/h]	--	--	--	--	--	--	--						
Top Speed [km/h]	--	--	--	--	--	--	--						
Avg. Dist. to Rail [m]	--	--	--	--	--	--	--						
Avg. Stride Freq. [Hz]	--	--	--	--	--	--	--						
Avg. Stride Length [m]	--	--	--	--	--	--	--						