Eagle Farm QLD Professional

Race 1: CANADIAN CLUB Class 3 Plate - 1200m

26 April 2025 - 11:39

BRISBANE RACING CLUB

Track Rating: Heavy 8, Weather: Fine, Rail Position: +5m Entire

Section	Overall	1000m	800m	600m	400m	200m	Last 600m
Field Times	1:11.16 (0:12.33)	0:58.83 (0:11.25)	0:47.58 (0:12.04)	0:35.54 (0:12.03)	0:23.51 (0:11.36)	0:12.15 (0:12.15)	0:35.54

Rank	TAB	Horse/Jockey	Barrier	Top Speed [km/h]	Fastest Section	Overall	1000m	800m	600m	400m	200m	Margin	Last 600m	Distance Travelled [m]
1	6	TUFF TU MUS	1	66.6	0:11.20	1:11.16 [1]	0:58.31 [6]	0:46.74 [5]	0:34.97 [5]	0:23.16 [5]	0:11.96 [4]	1:11.16	0:34.97	
		Noel Callow		Overall	400m	(0:12.85)	(0:11.57)	(0:11.77)	(0:11.81)	(0:11.20)	(0:11.96)			
2	7	TUNED	3	67.5	0:11.21	1:11.19 [2]	0:58.53 [4]	0:47.08 [3]	0:35.29 [3]	0:23.39 [3]	0:12.18 [1]	0.19L	0:35.29	-1
		Damien Thornton		Overall	400m	(0:12.66)	(0:11.45)	(0:11.79)	(0:11.90)	(0:11.21)	(0:12.18)			
3	13	SICILIAN	8	70.8	0:11.25	1:11.54 [3]	0:59.21 [1]	0:47.96 [1]	0:35.92 [1]	0:23.89 [1]	0:12.42 [3]	2.26L	0:35.92	+0
		Emily Lang		Overall	1000m	(0:12.33)	(0:11.25)	(0:12.04)	(0:12.03)	(0:11.47)	(0:12.42)			
4	10	MISS HELLFIRE	6	68.9	0:11.40	1:11.57 [4]	0:59.18 [2]	0:47.57 [2]	0:35.77 [2]	0:23.85 [2]	0:12.45 [2]	2.43L	0:35.77	+3
		Kyle Wilson-Taylor		Overall	400m	(0:12.39)	(0:11.61)	(0:11.80)	(0:11.92)	(0:11.40)	(0:12.45)			
5	2	MIDORI BEAUTY	9	67.1	0:11.24	1:11.62 [5]	0:58.22 [11]	0:46.92 [9]	0:35.23 [7]	0:23.47 [7]	0:12.23 [6]	2.72L	0:35.23	+0
		Andrew Mallyon		1000m	400m	(0:13.40)	(0:11.30)	(0:11.69)	(0:11.76)	(0:11.24)	(0:12.23)			
6	1	ACTION KING	4	66.6	0:11.19	1:11.70 [6]	0:58.63 [8]	0:47.08 [8]	0:35.27 [8]	0:23.48 [8]	0:12.29 [8]	3.16L	0:35.27	+4
		Cody Collis		1000m	400m	(0:13.07)	(0:11.55)	(0:11.81)	(0:11.79)	(0:11.19)	(0:12.29)			
6	8	CARTWHEELS	11	67.1	0:11.22	1:11.70 [6]	0:58.34 [10]	0:46.90 [10]	0:35.11 [10]	0:23.29 [10]	0:12.07 [11]	3.16L	0:35.11	+4
		Nikita Beriman		1000m	400m	(0:13.36)	(0:11.44)	(0:11.79)	(0:11.82)	(0:11.22)	(0:12.07)			
8	9	COSMIC BEAUTY	2	67.5	0:11.30	1:11.90 [8]	0:59.09 [5]	0:47.45 [6]	0:35.64 [6]	0:23.79 [6]	0:12.49 [7]	4.37L	0:35.64	+5
		Angela Jones		Overall	400m	(0:12.81)	(0:11.64)	(0:11.81)	(0:11.85)	(0:11.30)	(0:12.49)			
9	14	SULTRY SIREN	10	66.7	0:11.10	1:11.97 [9]	0:58.74 [9]	0:47.08 [11]	0:35.25 [11]	0:23.49 [11]	0:12.39 [9]	4.76L	0:35.25	+5
		Bailey Wheeler		1000m	400m	(0:13.23)	(0:11.66)	(0:11.83)	(0:11.76)	(0:11.10)	(0:12.39)			
10	11	ALDOLFITO	7	68.1	0:11.22	1:12.03 [10]	0:59.05 [7]	0:47.45 [7]	0:35.58 [9]	0:23.63 [9]	0:12.41 [10]	5.13L	0:35.58	+8
		Kerrin McEvoy		Overall	400m	(0:12.98)	(0:11.60)	(0:11.87)	(0:11.95)	(0:11.22)	(0:12.41)			

Scratched: North Of Eli (#3), Addition (#12), Untouchable Legend (#15), Mayne (#16), Ser Joh (#4)

Report Created: Sat 26 April 2025 11:56 GMT+10 (Note: Timing is based on position data)

[ ]	Ranking at each section and finish	SCN	Saddle cloth number
-:--.--	No data available at this section	DNF	Did not finish
NA	No data available	DNT	Did not track

data processed by TRIPLESDATA

Eagle Farm QLD Professional

Race 1: CANADIAN CLUB Class 3 Plate - 1200m

26 April 2025 - 11:39

BRISBANE RACING CLUB

Track Rating: Heavy 8, Weather: Fine, Rail Position: +5m Entire

Section	Overall	1000m	800m	600m	400m	200m	Last 600m
Field Times	1:11.16 (0:12.33)	0:58.83 (0:11.25)	0:47.58 (0:12.04)	0:35.54 (0:12.03)	0:23.51 (0:11.36)	0:12.15 (0:12.15)	0:35.54

Rank	TAB	Horse/Jockey	Barrier	Top Speed [km/h]	Fastest Section	Overall	1000m	800m	600m	400m	200m	Margin	Last 600m	Distance Travelled [m]
11	5	THANKYOU HENRY	5	67.1	0:11.42	1:12.10 [11]	0:59.60 [3]	0:47.90 [4]	0:36.03 [4]	0:24.15 [4]	0:12.73 [5]	5.56L	0:36.03	+4
		Boris Thornton		Overall	400m	(0:12.50)	(0:11.70)	(0:11.87)	(0:11.88)	(0:11.42)	(0:12.73)			

Scratched: North Of Eli (#3), Addition (#12), Untouchable Legend (#15), Mayne (#16), Ser Joh (#4)

[ ]	Ranking at each section and finish	**SCN**	Saddle cloth number
-:--.--	No data available at this section	**DNF**	Did not finish
NA	No data available	**DNT**	Did not track

data processed by TRIPLESDATA

Horse/Jockey Name	Tuff Tu Mus
Final Rank	1
Fastest Section Time (Section)	0:11.20 (400m)
Top Speed [km/h] (Section)	66.6 (Overall)
Race State	Finished

TAB

Eagle Farm QLD Professional

Race 1: CANADIAN CLUB Class 3 Plate - 1200m

26 April 2025 - 11:39

Track Rating: Heavy 8, Weather: Fine, Rail Position: +5m Entire

BRISBANE RACING CLUB

Section	Overall	1000m	800m	600m	400m	200m
Section Times	1:11.16 [1] (0:12.85)	0:58.31 [6] (0:11.57)	0:46.74 [5] (0:11.77)	0:34.97 [5] (0:11.81)	0:23.16 [5] (0:11.20)	0:11.96 [4] (0:11.96)
Average Speed [km/h]	56.0	64.3	63.0	62.8	64.3	60.2
Top Speed [km/h]	66.6	66.3	63.4	65.1	65.7	64.4
Avg. Dist. to Rail [m]	5.1	6.4	6.0	6.3	8.7	8.8
Avg. Stride Freq. [Hz]	2.3	2.3	2.3	2.3	2.4	2.3
Avg. Stride Length [m]	6.8	7.3	7.4	7.5	7.5	7.3

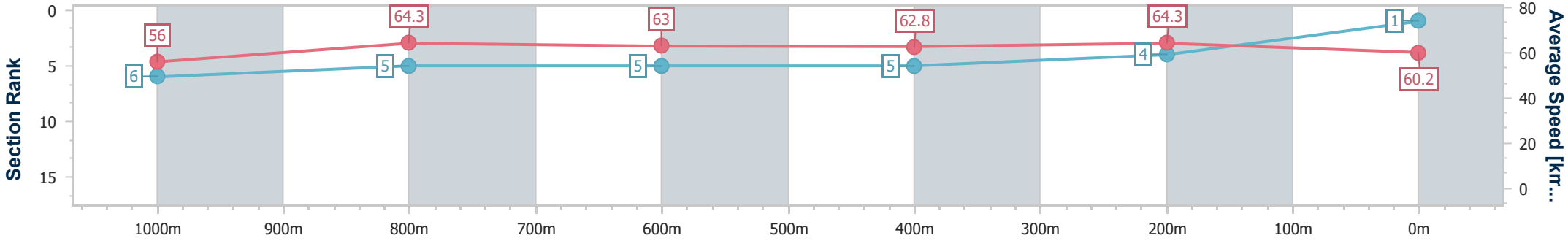

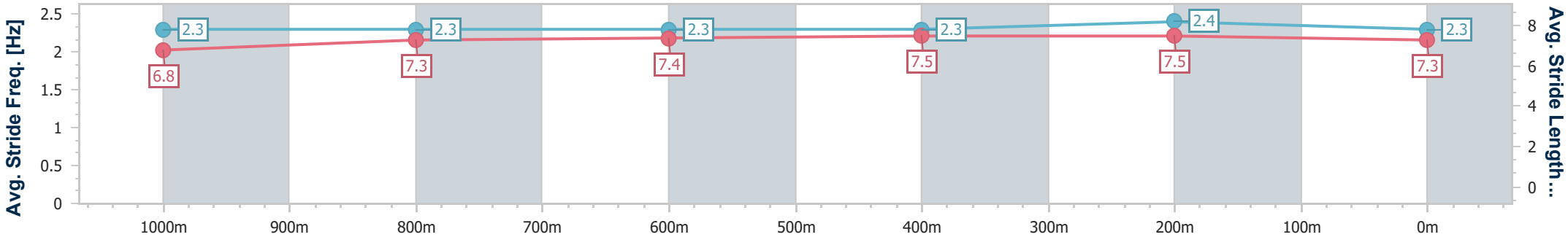

[ ]	Ranking at each section and finish
-:--.--	No data available at this section
NA	No data available

data processed by TRIPLESDATA

Horse/Jockey Name	Tuned
Final Rank	2
Fastest Section Time (Section)	0:11.21 (400m)
Top Speed [km/h] (Section)	67.5 (Overall)
Race State	Finished

Eagle Farm QLD Professional

Race 1: CANADIAN CLUB Class 3 Plate - 1200m

26 April 2025 - 11:39

Track Rating: Heavy 8, Weather: Fine, Rail Position: +5m Entire

BRISBANE RACING CLUB

Section	Overall	1000m	800m	600m	400m	200m
Section Times	1:11.19 [2] (0:12.66)	0:58.53 [4] (0:11.45)	0:47.08 [3] (0:11.79)	0:35.29 [3] (0:11.90)	0:23.39 [3] (0:11.21)	0:12.18 [1] (0:12.18)
Average Speed [km/h]	56.9	65.0	62.6	62.3	64.1	59.3
Top Speed [km/h]	67.5	67.1	64.0	64.3	65.3	62.5
Avg. Dist. to Rail [m]	7.7	6.2	5.4	5.8	7.8	7.8
Avg. Stride Freq. [Hz]	2.3	2.3	2.3	2.3	2.4	2.3
Avg. Stride Length [m]	6.7	7.5	7.5	7.1	7.2	7.1

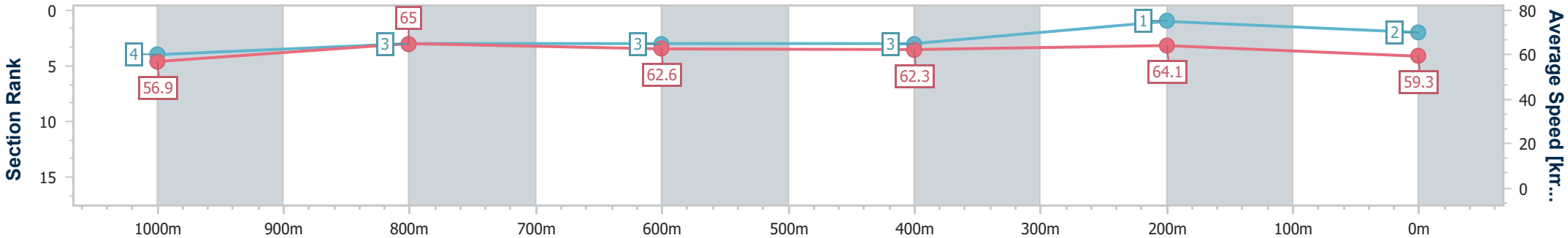

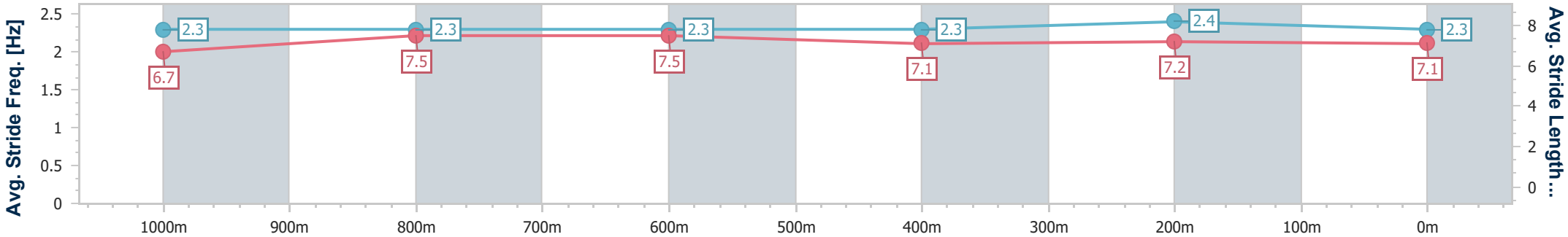

[ ]	Ranking at each section and finish
-:--.--	No data available at this section
NA	No data available

data processed by TRIPLESDATA

Horse/Jockey Name	Sicilian
Final Rank	3
Fastest Section Time (Section)	0:11.25 (1000m)
Top Speed [km/h] (Section)	70.8 (Overall)
Race State	Finished

TAB

Eagle Farm QLD Professional

Race 1: CANADIAN CLUB Class 3 Plate - 1200m

26 April 2025 - 11:39

Track Rating: Heavy 8, Weather: Fine, Rail Position: +5m Entire

BRISBANE RACING CLUB

Section	Overall	1000m	800m	600m	400m	200m
Section Times	1:11.54 [3] (0:12.33)	0:59.21 [1] (0:11.25)	0:47.96 [1] (0:12.04)	0:35.92 [1] (0:12.03)	0:23.89 [1] (0:11.47)	0:12.42 [3] (0:12.42)
Average Speed [km/h]	58.4	66.3	61.6	61.5	62.9	57.9
Top Speed [km/h]	70.8	70.6	62.7	63.5	63.9	61.7
Avg. Dist. to Rail [m]	10.6	6.5	5.6	6.3	7.6	7.8
Avg. Stride Freq. [Hz]	2.4	2.5	2.3	2.4	2.4	2.3
Avg. Stride Length [m]	6.7	7.5	7.4	7.2	7.2	7.0

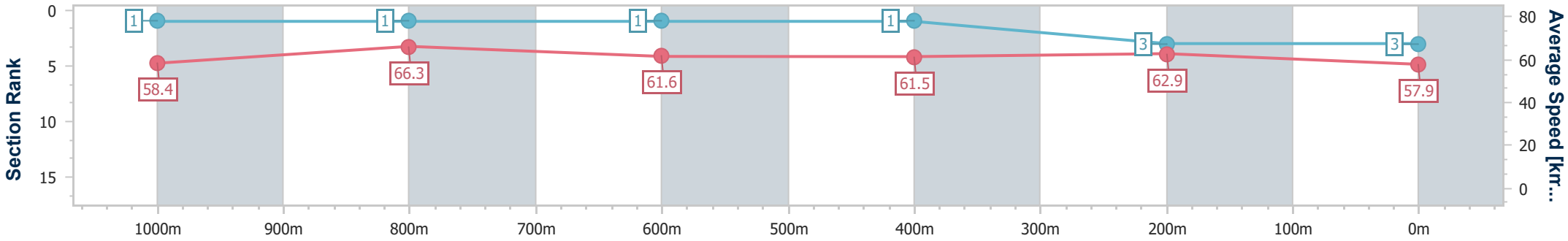

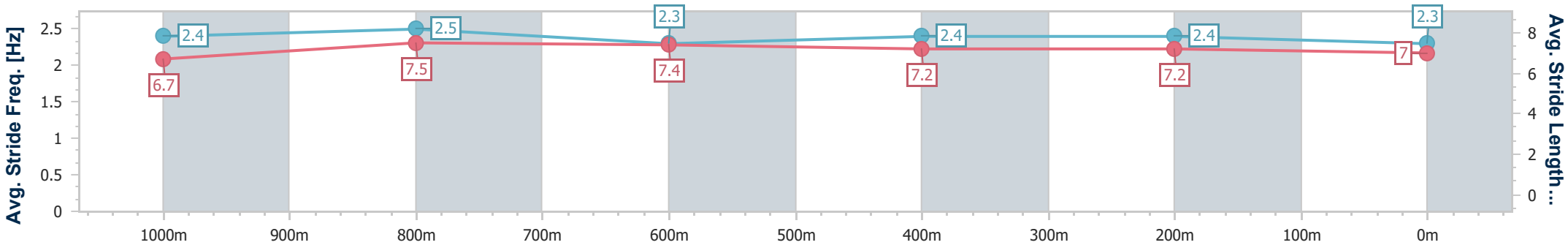

[ ]	Ranking at each section and finish
-:--.--	No data available at this section
NA	No data available

data processed by TRIPLESDATA

Horse/Jockey Name	Miss Hellfire
Final Rank	4
Fastest Section Time (Section)	0:11.40 (400m)
Top Speed [km/h] (Section)	68.9 (Overall)
Race State	Finished

Eagle Farm QLD Professional

Race 1: CANADIAN CLUB Class 3 Plate - 1200m

26 April 2025 - 11:39

Track Rating: Heavy 8, Weather: Fine, Rail Position: +5m Entire

BRISBANE RACING CLUB

Section	Overall	1000m	800m	600m	400m	200m
Section Times	1:11.57 [4] (0:12.39)	0:59.18 [2] (0:11.61)	0:47.57 [2] (0:11.80)	0:35.77 [2] (0:11.92)	0:23.85 [2] (0:11.40)	0:12.45 [2] (0:12.45)
Average Speed [km/h]	58.0	64.7	63.1	62.6	63.2	57.9
Top Speed [km/h]	68.9	68.9	64.0	64.0	64.1	61.2
Avg. Dist. to Rail [m]	9.5	7.6	6.9	7.2	8.8	9.2
Avg. Stride Freq. [Hz]	2.4	2.5	2.4	2.5	2.6	2.5
Avg. Stride Length [m]	6.6	7.0	7.1	7.0	6.8	6.5

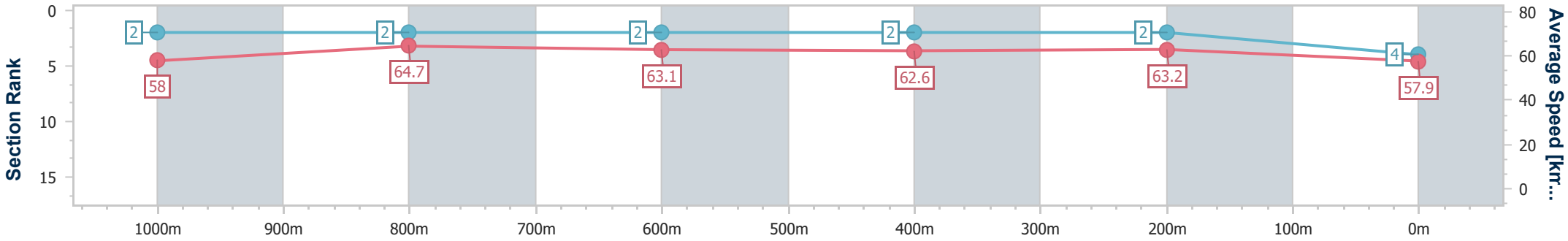

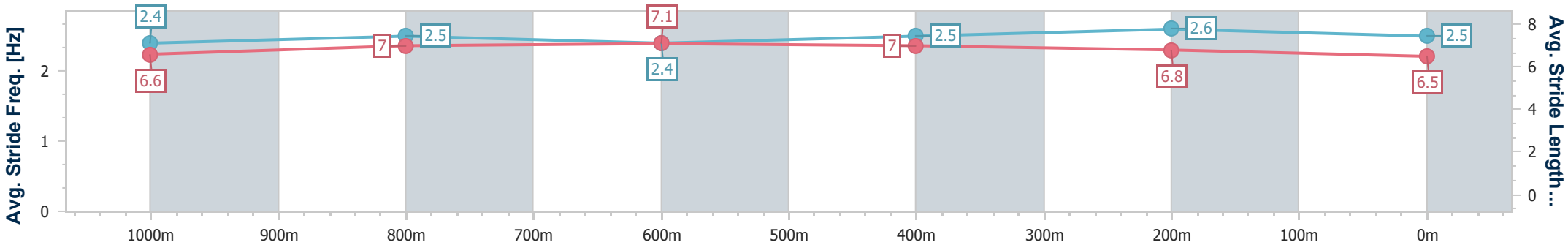

[ ]	Ranking at each section and finish
-:--.--	No data available at this section
NA	No data available

data processed by TRIPLESDATA

Horse/Jockey Name	Midori Beauty
Final Rank	5
Fastest Section Time (Section)	0:11.24 (400m)
Top Speed [km/h] (Section)	67.1 (1000m)
Race State	Finished

TAB

Eagle Farm QLD Professional

Race 1: CANADIAN CLUB Class 3 Plate - 1200m

26 April 2025 - 11:39

Track Rating: Heavy 8, Weather: Fine, Rail Position: +5m Entire

BRISBANE RACING CLUB

Section	Overall	1000m	800m	600m	400m	200m
Section Times	1:11.62 [5] (0:13.40)	0:58.22 [11] (0:11.30)	0:46.92 [9] (0:11.69)	0:35.23 [7] (0:11.76)	0:23.47 [7] (0:11.24)	0:12.23 [6] (0:12.23)
Average Speed [km/h]	53.9	65.8	63.3	63.1	64.1	58.8
Top Speed [km/h]	66.5	67.1	64.2	64.3	65.4	62.4
Avg. Dist. to Rail [m]	9.6	6.6	6.3	5.8	8.1	9.5
Avg. Stride Freq. [Hz]	2.4	2.5	2.4	2.5	2.5	2.4
Avg. Stride Length [m]	6.4	7.3	7.3	7.1	7.1	6.7

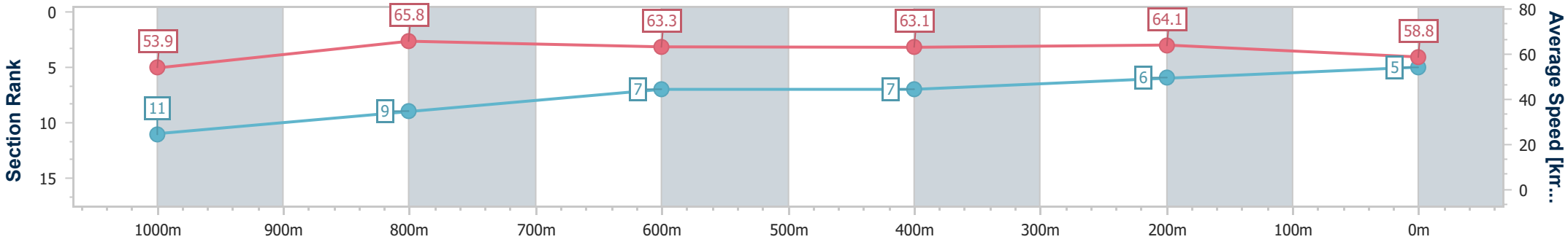

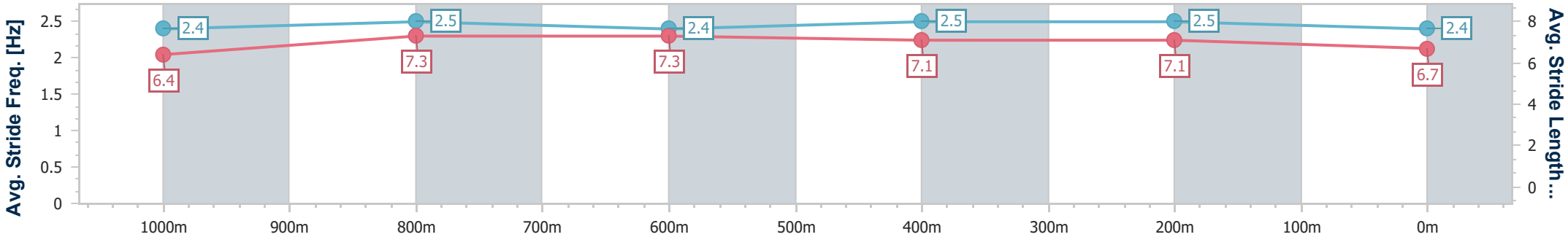

[ ]	Ranking at each section and finish
-:--.--	No data available at this section
NA	No data available

data processed by TRIPLESDATA

Horse/Jockey Name	Action King
Final Rank	6
Fastest Section Time (Section)	0:11.19 (400m)
Top Speed [km/h] (Section)	66.6 (1000m)
Race State	Finished

TAB

Eagle Farm QLD Professional

Race 1: CANADIAN CLUB Class 3 Plate - 1200m

26 April 2025 - 11:39

Track Rating: Heavy 8, Weather: Fine, Rail Position: +5m Entire

BRISBANE RACING CLUB

Section	Overall	1000m	800m	600m	400m	200m
Section Times	1:11.70 [6] (0:13.07)	0:58.63 [8] (0:11.55)	0:47.08 [8] (0:11.81)	0:35.27 [8] (0:11.79)	0:23.48 [8] (0:11.19)	0:12.29 [8] (0:12.29)
Average Speed [km/h]	55.5	64.7	62.6	63.0	64.7	58.7
Top Speed [km/h]	61.5	66.6	64.9	63.9	65.7	64.8
Avg. Dist. to Rail [m]	7.2	7.2	6.9	7.0	9.3	11.1
Avg. Stride Freq. [Hz]	2.4	2.4	2.4	2.4	2.5	2.4
Avg. Stride Length [m]	6.5	7.4	7.3	7.3	7.3	6.8

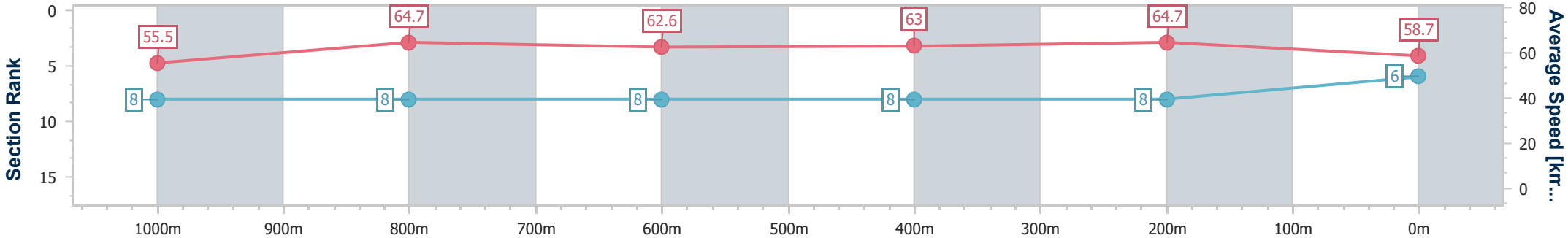

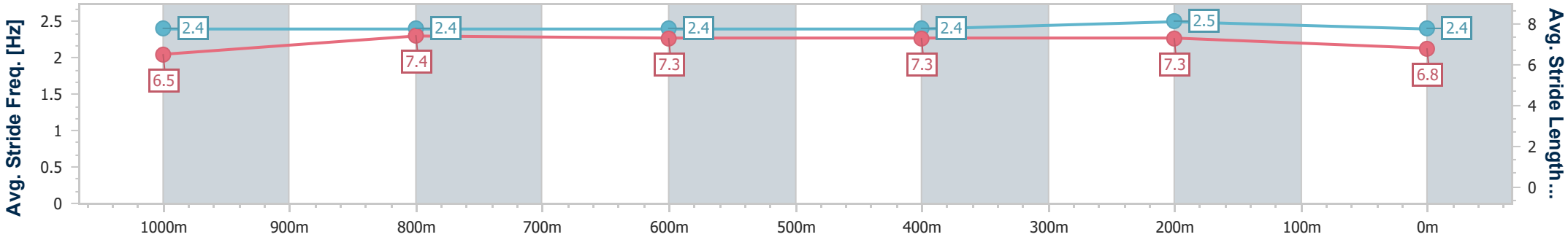

[ ]	Ranking at each section and finish
-:--.--	No data available at this section
NA	No data available

data processed by TRIPLESDATA

Horse/Jockey Name	Cartwheels
Final Rank	6
Fastest Section Time (Section)	0:11.22 (400m)
Top Speed [km/h] (Section)	67.1 (1000m)
Race State	Finished

Eagle Farm QLD Professional

Race 1: CANADIAN CLUB Class 3 Plate - 1200m

26 April 2025 - 11:39

Track Rating: Heavy 8, Weather: Fine, Rail Position: +5m Entire

BRISBANE RACING CLUB

Section	Overall	1000m	800m	600m	400m	200m
Section Times	1:11.70 [6] (0:13.36)	0:58.34 [10] (0:11.44)	0:46.90 [10] (0:11.79)	0:35.11 [10] (0:11.82)	0:23.29 [10] (0:11.22)	0:12.07 [11] (0:12.07)
Average Speed [km/h]	54.0	66.0	63.0	63.1	64.1	59.5
Top Speed [km/h]	66.4	67.1	64.0	64.5	64.8	63.1
Avg. Dist. to Rail [m]	11.6	8.6	7.5	6.5	8.7	10.0
Avg. Stride Freq. [Hz]	2.4	2.4	2.4	2.4	2.5	2.4
Avg. Stride Length [m]	6.3	7.3	7.3	7.2	7.0	6.7

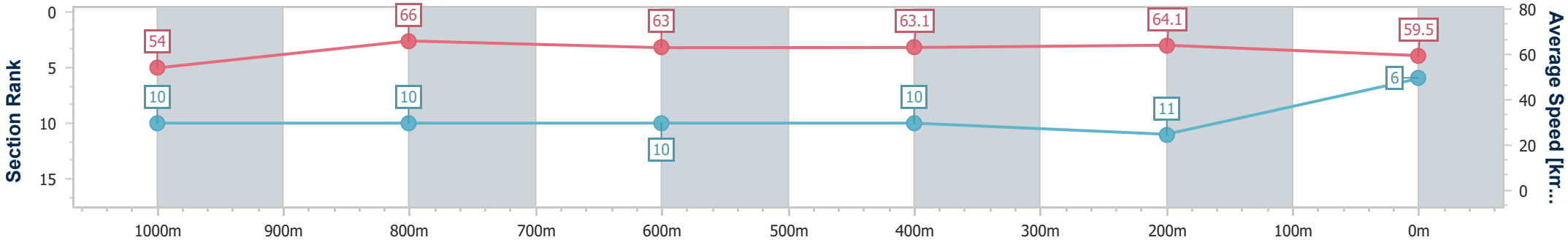

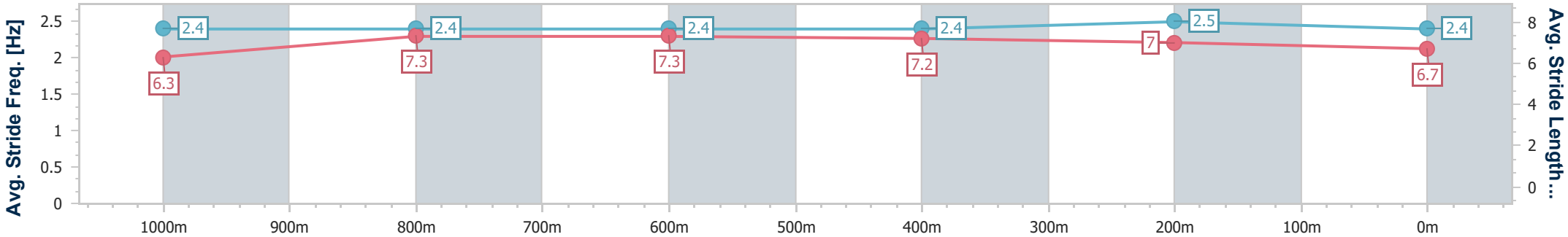

[ ]	Ranking at each section and finish
-:--.--	No data available at this section
NA	No data available

data processed by TRIPLESDATA

Horse/Jockey Name	Cosmic Beauty
Final Rank	8
Fastest Section Time (Section)	0:11.30 (400m)
Top Speed [km/h] (Section)	67.5 (Overall)
Race State	Finished

TAB

Eagle Farm QLD Professional

Race 1: CANADIAN CLUB Class 3 Plate - 1200m

26 April 2025 - 11:39

Track Rating: Heavy 8, Weather: Fine, Rail Position: +5m Entire

BRISBANE RACING CLUB

Section	Overall	1000m	800m	600m	400m	200m
Section Times	1:11.90 [8] (0:12.81)	0:59.09 [5] (0:11.64)	0:47.45 [6] (0:11.81)	0:35.64 [6] (0:11.85)	0:23.79 [6] (0:11.30)	0:12.49 [7] (0:12.49)
Average Speed [km/h]	56.4	64.4	63.1	63.4	63.8	57.4
Top Speed [km/h]	67.5	67.3	64.4	65.2	65.9	61.2
Avg. Dist. to Rail [m]	6.9	7.8	7.4	8.2	11.7	13.7
Avg. Stride Freq. [Hz]	2.3	2.4	2.3	2.4	2.4	2.3
Avg. Stride Length [m]	6.8	7.6	7.5	7.4	7.2	6.8

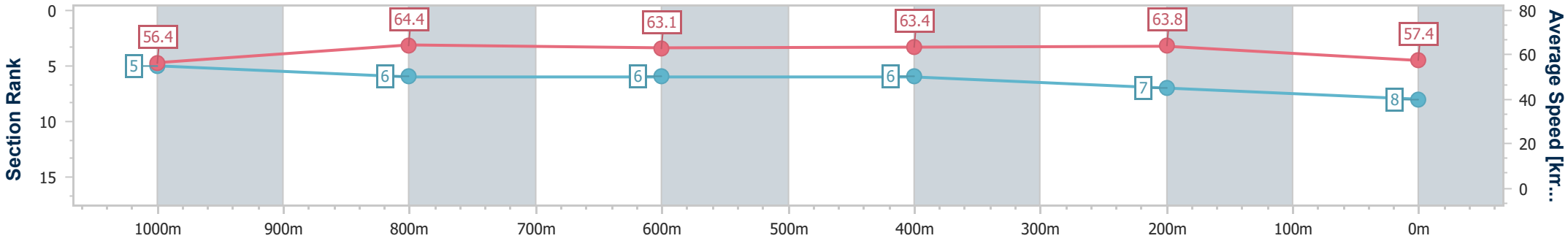

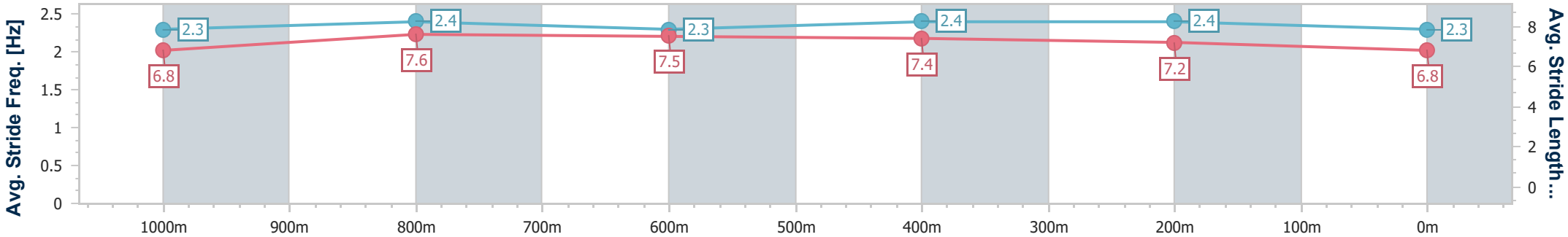

[ ]	Ranking at each section and finish
-:--.--	No data available at this section
NA	No data available

data processed by TRIPLESDATA

Horse/Jockey Name	Sultry Siren
Final Rank	9
Fastest Section Time (Section)	0:11.10 (400m)
Top Speed [km/h] (Section)	66.7 (1000m)
Race State	Finished

Eagle Farm QLD Professional

Race 1: CANADIAN CLUB Class 3 Plate - 1200m

26 April 2025 - 11:39

Track Rating: Heavy 8, Weather: Fine, Rail Position: +5m Entire

BRISBANE RACING CLUB

Section	Overall	1000m	800m	600m	400m	200m
Section Times	1:11.97 [9] (0:13.23)	0:58.74 [9] (0:11.66)	0:47.08 [11] (0:11.83)	0:35.25 [11] (0:11.76)	0:23.49 [11] (0:11.10)	0:12.39 [9] (0:12.39)
Average Speed [km/h]	54.4	64.9	63.1	63.1	64.9	58.2
Top Speed [km/h]	66.6	66.7	65.0	65.3	66.5	63.6
Avg. Dist. to Rail [m]	11.5	9.3	7.6	6.6	9.5	11.2
Avg. Stride Freq. [Hz]	2.3	2.4	2.4	2.4	2.5	2.3
Avg. Stride Length [m]	6.5	7.5	7.3	7.3	7.4	7.0

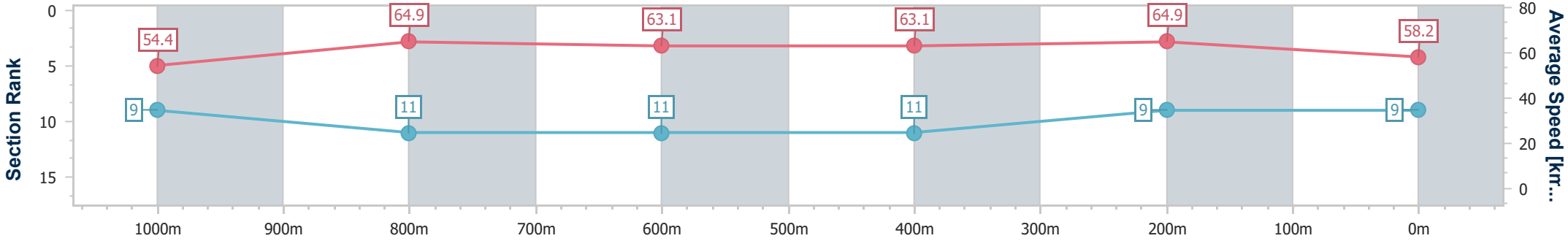

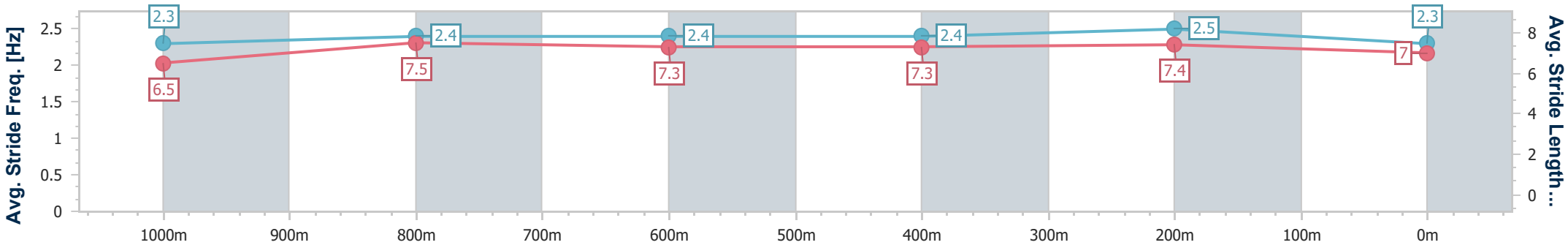

[ ]	Ranking at each section and finish
-:--.--	No data available at this section
NA	No data available

data processed by TRIPLESDATA

Horse/Jockey Name	Aldolfito
Final Rank	10
Fastest Section Time (Section)	0:11.22 (400m)
Top Speed [km/h] (Section)	68.1 (Overall)
Race State	Finished

TAB

Eagle Farm QLD Professional

Race 1: CANADIAN CLUB Class 3 Plate - 1200m

26 April 2025 - 11:39

Track Rating: Heavy 8, Weather: Fine, Rail Position: +5m Entire

BRISBANE RACING CLUB

Section	Overall	1000m	800m	600m	400m	200m
Section Times	1:12.03 [10] (0:12.98)	0:59.05 [7] (0:11.60)	0:47.45 [7] (0:11.87)	0:35.58 [9] (0:11.95)	0:23.63 [9] (0:11.22)	0:12.41 [10] (0:12.41)
Average Speed [km/h]	55.4	65.2	63.2	62.9	64.1	58.0
Top Speed [km/h]	68.1	68.1	64.0	65.9	65.9	61.8
Avg. Dist. to Rail [m]	9.8	9.0	8.9	8.9	12.5	14.9
Avg. Stride Freq. [Hz]	2.3	2.4	2.4	2.3	2.4	2.4
Avg. Stride Length [m]	6.7	7.5	7.5	7.5	7.3	6.9

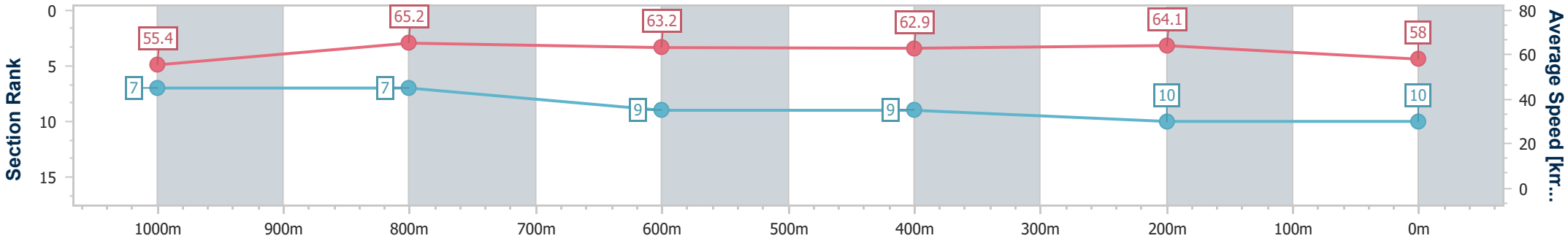

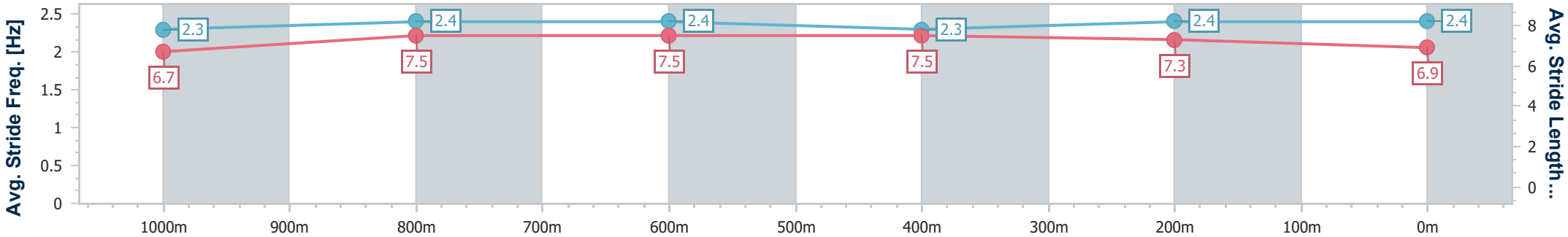

[ ]	Ranking at each section and finish
-:--.--	No data available at this section
NA	No data available

data processed by TRIPLESDATA

Horse/Jockey Name	Thankyou Henry
Final Rank	11
Fastest Section Time (Section)	0:11.42 (400m)
Top Speed [km/h] (Section)	67.1 (Overall)
Race State	Finished

TAB

Eagle Farm QLD Professional

Race 1: CANADIAN CLUB Class 3 Plate - 1200m

26 April 2025 - 11:39

Track Rating: Heavy 8, Weather: Fine, Rail Position: +5m Entire

BRISBANE RACING CLUB

Section	Overall	1000m	800m	600m	400m	200m
Section Times	1:12.10 [11] (0:12.50)	0:59.60 [3] (0:11.70)	0:47.90 [4] (0:11.87)	0:36.03 [4] (0:11.88)	0:24.15 [4] (0:11.42)	0:12.73 [5] (0:12.73)
Average Speed [km/h]	57.7	64.0	62.9	62.9	62.9	56.6
Top Speed [km/h]	67.1	65.9	63.9	64.9	64.2	61.0
Avg. Dist. to Rail [m]	8.7	7.7	7.8	7.4	9.3	11.6
Avg. Stride Freq. [Hz]	2.4	2.4	2.3	2.4	2.5	2.3
Avg. Stride Length [m]	6.7	7.5	7.5	7.3	7.1	6.7

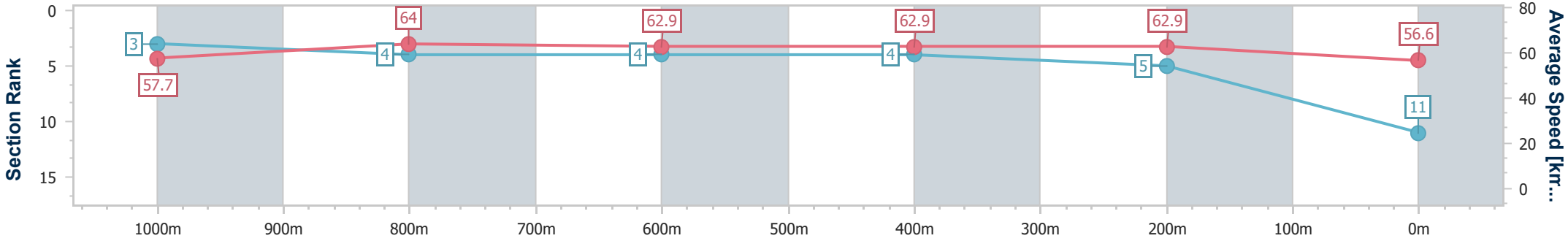

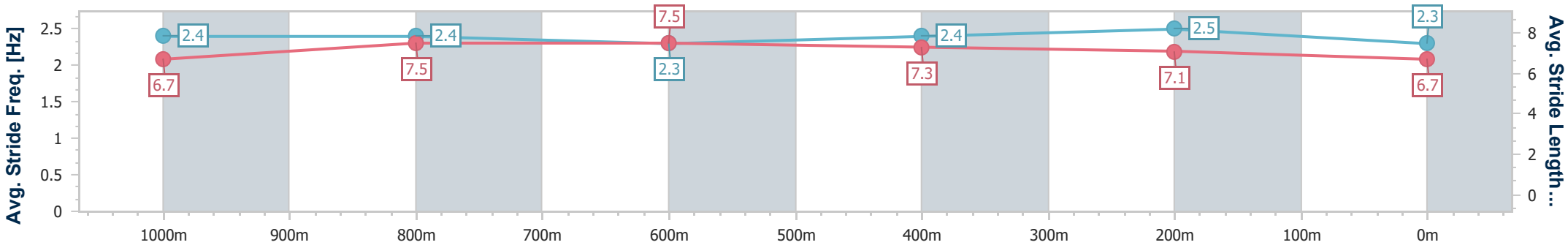

[ ]	Ranking at each section and finish
-:--.--	No data available at this section
NA	No data available

data processed by TRIPLESDATA

Eagle Farm QLD Professional

Race 2: BAKER REFRIGERATION BENCHMARK 80 Handicap - 2400m

26 April 2025 - 12:13

BRISBANE RACING CLUB

Track Rating: Heavy 8, Weather: Fine, Rail Position: +5m Entire

Section	Overall	2200m	2000m	1800m	1600m	1400m	1200m	Last 600m
Field Times	2:31.12 (0:12.15)	2:18.97 (0:12.65)	2:06.32 (0:13.02)	1:53.30 (0:13.11)	1:40.19 (0:12.86)	1:27.33 (0:12.48)	1:14.85 (0:12.54)	0:36.64

Rank	TAB	Horse/Jockey	Barrier	Top Speed [km/h]	Fastest Section	Overall	2200m	2000m	1800m	1600m	1400m	1200m	Last 600m	Distance Travelled [m]
1	6	**DILLIAN**	1	62.5	0:11.72	2:31.12 [1]	2:18.72 [3]	2:05.86 [4]	1:52.59 [5]	1:39.50 [4]	1:26.69 [4]	1:14.15 [4]	0:36.15	
		Martin Harley		400m	400m	(0:12.40)	(0:12.86)	(0:13.27)	(0:13.09)	(0:12.81)	(0:12.54)	(0:12.38)		
2	2	**GALIFIANAKIS**	3	62.6	0:11.92	2:31.62 [2]	2:19.34 [2]	2:06.55 [3]	1:53.36 [3]	1:40.34 [3]	1:27.50 [3]	1:14.97 [3]	0:36.97	+1
		Emily Lang		600m	400m	(0:12.28)	(0:12.79)	(0:13.19)	(0:13.02)	(0:12.84)	(0:12.53)	(0:12.48)		
3	10	**MISTRESSOFILLUSION**	7	62.4	0:11.91	2:31.77 [3]	2:19.09 [6]	2:05.79 [8]	1:52.53 [8]	1:39.68 [8]	1:26.99 [8]	1:14.35 [8]	0:36.53	-1
		Ron Stewart		600m	400m	(0:12.68)	(0:13.30)	(0:13.26)	(0:12.85)	(0:12.69)	(0:12.64)	(0:12.34)		
4	11	**LIKEABEEL**	4	63.2	0:11.84	2:31.78 [4]	2:19.07 [8]	2:06.20 [6]	1:53.01 [6]	1:39.95 [6]	1:27.14 [6]	1:14.54 [6]	0:36.51	-3
		Robbie Dolan		600m	400m	(0:12.71)	(0:12.87)	(0:13.19)	(0:13.06)	(0:12.81)	(0:12.60)	(0:12.35)		
5	7	**CHASSAGNE**	5	61.8	0:11.87	2:31.95 [5]	2:19.24 [7]	2:06.20 [7]	1:52.90 [7]	1:39.93 [7]	1:27.24 [7]	1:14.60 [7]	0:36.95	+4
		Damien Thornton		600m	400m	(0:12.71)	(0:13.04)	(0:13.30)	(0:12.97)	(0:12.69)	(0:12.64)	(0:12.37)		
6	12	**SIGN OF PEACE**	2	61.9	0:12.15	2:32.00 [6]	2:19.85 [1]	2:07.20 [1]	1:54.18 [1]	1:41.07 [1]	1:28.21 [1]	1:15.73 [1]	0:37.52	-9
		Mark Du Plessis		600m	Overall	(0:12.15)	(0:12.65)	(0:13.02)	(0:13.11)	(0:12.86)	(0:12.48)	(0:12.54)		
7	3	**JACK DUGGAN**	8	62.1	0:12.21	2:32.38 [7]	2:19.92 [4]	2:07.48 [2]	1:54.42 [2]	1:41.32 [2]	1:28.43 [2]	1:15.94 [2]	0:37.82	+4
		Kyle Wilson-Taylor		600m	600m	(0:12.46)	(0:12.44)	(0:13.06)	(0:13.10)	(0:12.89)	(0:12.49)	(0:12.53)		
8	13	**FLASH PRINCE**	6	61.8	0:12.44	2:34.75 [8]	2:22.27 [5]	2:09.42 [5]	1:56.24 [4]	1:43.08 [5]	1:30.30 [5]	1:17.77 [5]	0:40.03	+1
		Taylor Marshall		800m	800m	(0:12.48)	(0:12.85)	(0:13.18)	(0:13.16)	(0:12.78)	(0:12.53)	(0:12.45)		

Scratched: Double Cherry (#1), The Claimant (#9), Roller Coaster (#4), Hector De Maris (#5), New World Tapestry (#8)

[ ]	Ranking at each section and finish	**SCN**	Saddle cloth number
-:--.--	No data available at this section	**DNF**	Did not finish
NA	No data available	**DNT**	Did not track

data processed by TRIPLESDATA

Eagle Farm QLD Professional

Race 2: BAKER REFRIGERATION BENCHMARK 80 Handicap - 2400m

26 April 2025 - 12:13

BRISBANE RACING CLUB

Track Rating: Heavy 8, Weather: Fine, Rail Position: +5m Entire

Section	1000m	800m	600m	400m	200m	Last 600m
Field Times	1:02.31 (0:13.11)	0:49.20 (0:12.56)	0:36.64 (0:12.24)	0:24.40 (0:12.08)	0:12.32 (0:12.32)	0:36.64

Rank	TAB	Horse/Jockey	Barrier	Top Speed [km/h]	Fastest Section	1000m	800m	600m	400m	200m	Margin	Last 600m	Distance Travelled [m]
1	6	DILLIAN	1	62.5	0:11.72	1:01.77 [4]	0:48.79 [5]	0:36.15 [5]	0:24.04 [4]	0:12.32 [1]	2:31.12	0:36.15	
		Martin Harley		400m	400m	(0:12.98)	(0:12.64)	(0:12.11)	(0:11.72)	(0:12.32)			
2	2	GALIFIANAKIS	3	62.6	0:11.92	1:02.49 [3]	0:49.47 [3]	0:36.97 [3]	0:24.72 [3]	0:12.80 [2]	2.93L	0:36.97	+1
		Emily Lang		600m	400m	(0:13.02)	(0:12.50)	(0:12.25)	(0:11.92)	(0:12.80)			
3	10	MISTRESSOFILLUSION	7	62.4	0:11.91	1:02.01 [8]	0:49.11 [8]	0:36.53 [7]	0:24.38 [8]	0:12.47 [7]	3.79L	0:36.53	-1
		Ron Stewart		600m	400m	(0:12.90)	(0:12.58)	(0:12.15)	(0:11.91)	(0:12.47)			
4	11	LIKEABEEL	4	63.2	0:11.84	1:02.19 [6]	0:49.26 [7]	0:36.51 [8]	0:24.42 [7]	0:12.58 [6]	3.87L	0:36.51	-3
		Robbie Dolan		600m	400m	(0:12.93)	(0:12.75)	(0:12.09)	(0:11.84)	(0:12.58)			
5	7	CHASSAGNE	5	61.8	0:11.87	1:02.23 [7]	0:49.43 [6]	0:36.95 [6]	0:24.71 [6]	0:12.84 [5]	4.83L	0:36.95	+4
		Damien Thornton		600m	400m	(0:12.80)	(0:12.48)	(0:12.24)	(0:11.87)	(0:12.84)			
6	12	SIGN OF PEACE	2	61.9	0:12.15	1:03.19 [1]	0:50.08 [1]	0:37.52 [1]	0:25.28 [1]	0:13.06 [3]	5.16L	0:37.52	-9
		Mark Du Plessis		600m	Overall	(0:13.11)	(0:12.56)	(0:12.24)	(0:12.22)	(0:13.06)			
7	3	JACK DUGGAN	8	62.1	0:12.21	1:03.41 [2]	0:50.33 [2]	0:37.82 [2]	0:25.61 [2]	0:13.35 [4]	7.4L	0:37.82	+4
		Kyle Wilson-Taylor		600m	600m	(0:13.08)	(0:12.51)	(0:12.21)	(0:12.26)	(0:13.35)			
8	13	FLASH PRINCE	6	61.8	0:12.44	1:05.32 [5]	0:52.47 [4]	0:40.03 [4]	0:27.58 [5]	0:15.04 [8]	21.31L	0:40.03	+1
		Taylor Marshall		800m	800m	(0:12.85)	(0:12.44)	(0:12.45)	(0:12.54)	(0:15.04)			

Scratched: Double Cherry (#1), The Claimant (#9), Roller Coaster (#4), Hector De Maris (#5), New World Tapestry (#8)

[ ]	Ranking at each section and finish	SCN	Saddle cloth number
-:--.--	No data available at this section	DNF	Did not finish
NA	No data available	DNT	Did not track

data processed by TRIPLESDATA

Horse/Jockey Name	Dillian
Final Rank	1
Fastest Section Time (Section)	0:11.72 (400m)
Top Speed [km/h] (Section)	62.5 (400m)
Race State	Finished

TAB

Eagle Farm QLD Professional

Race 2: BAKER REFRIGERATION BENCHMARK 80 Handicap - 2400m

26 April 2025 - 12:13

Track Rating: Heavy 8, Weather: Fine, Rail Position: +5m Entire

BRISBANE RACING CLUB

Section	Overall	2200m	2000m	1800m	1600m	1400m	1200m	1000m	800m	600m	400m	200m
Section Times	2:31.12 [1] (0:12.40)	2:18.72 [3] (0:12.86)	2:05.86 [4] (0:13.27)	1:52.59 [5] (0:13.09)	1:39.50 [4] (0:12.81)	1:26.69 [4] (0:12.54)	1:14.15 [4] (0:12.38)	1:01.77 [4] (0:12.98)	0:48.79 [5] (0:12.64)	0:36.15 [5] (0:12.11)	0:24.04 [4] (0:11.72)	0:12.32 [1] (0:12.32)
Average Speed [km/h]	36.1	56.4	55.6	56.5	57.2	57.7	58.2	57.3	59.0	61.3	61.3	58.8
Top Speed [km/h]	56.7	56.7	56.4	57.1	58.0	58.9	59.7	58.2	61.4	62.3	62.5	61.1
Avg. Dist. to Rail [m]	10.5	5.9	5.1	5.0	5.0	4.7	5.6	6.0	7.2	6.5	7.2	8.9
Avg. Stride Freq. [Hz]	2.2	2.2	2.2	2.2	2.1	2.1	2.1	2.1	2.2	2.2	2.2	2.2
Avg. Stride Length [m]	8.4	7.3	7.2	7.3	7.4	7.5	7.5	7.5	7.6	7.6	7.8	7.3

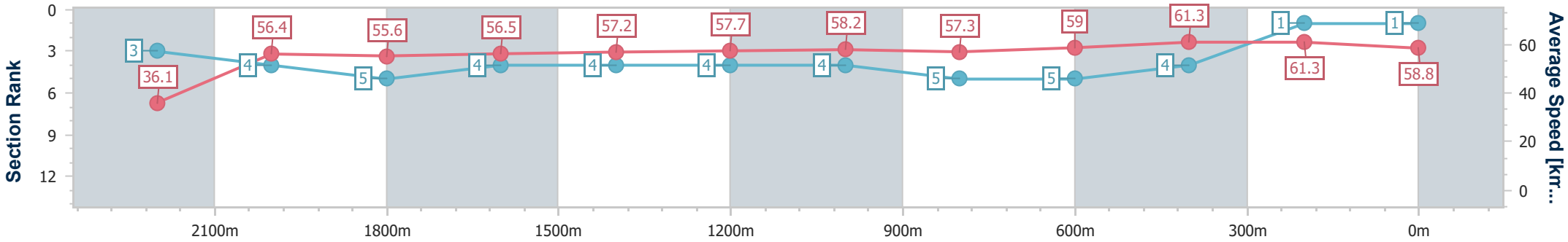

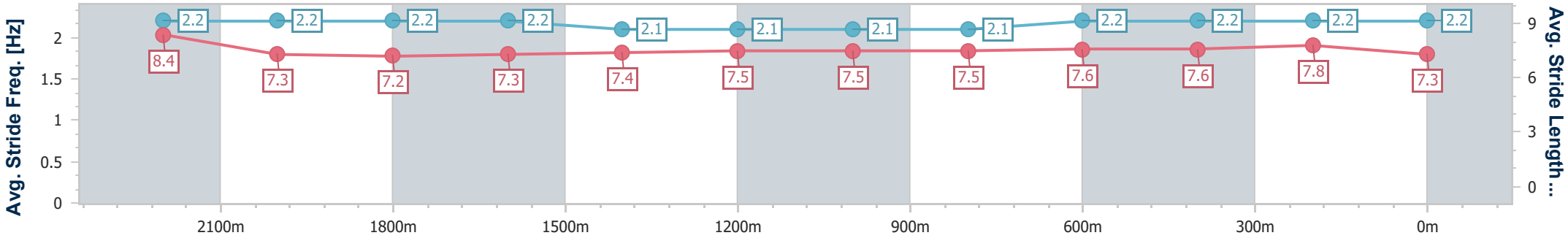

[ ]	Ranking at each section and finish
-:--.--	No data available at this section
NA	No data available

data processed by TRIPLESDATA

Horse/Jockey Name	Galifianakis
Final Rank	2
Fastest Section Time (Section)	0:11.92 (400m)
Top Speed [km/h] (Section)	62.6 (600m)
Race State	Finished

TAB

Eagle Farm QLD Professional

Race 2: BAKER REFRIGERATION BENCHMARK 80 Handicap - 2400m

26 April 2025 - 12:13

Track Rating: Heavy 8, Weather: Fine, Rail Position: +5m Entire

BRISBANE RACING CLUB

Section	Overall	2200m	2000m	1800m	1600m	1400m	1200m	1000m	800m	600m	400m	200m
Section Times	2:31.62 [2] (0:12.28)	2:19.34 [2] (0:12.79)	2:06.55 [3] (0:13.19)	1:53.36 [3] (0:13.02)	1:40.34 [3] (0:12.84)	1:27.50 [3] (0:12.53)	1:14.97 [3] (0:12.48)	1:02.49 [3] (0:13.02)	0:49.47 [3] (0:12.50)	0:36.97 [3] (0:12.25)	0:24.72 [3] (0:11.92)	0:12.80 [2] (0:12.80)
Average Speed [km/h]	34.7	56.5	56.2	57.3	57.8	57.9	57.7	57.8	59.9	61.6	60.3	56.4
Top Speed [km/h]	56.9	57.1	56.7	57.5	58.5	58.7	59.1	58.7	61.1	62.6	62.0	58.8
Avg. Dist. to Rail [m]	12.9	7.0	5.2	6.6	8.2	8.2	8.8	8.5	8.5	8.8	10.9	11.7
Avg. Stride Freq. [Hz]	2.2	2.1	2.1	2.1	2.1	2.1	2.1	2.1	2.1	2.2	2.3	2.2
Avg. Stride Length [m]	8.4	7.4	7.4	7.6	7.7	7.7	7.7	7.7	7.8	7.7	7.4	7.1

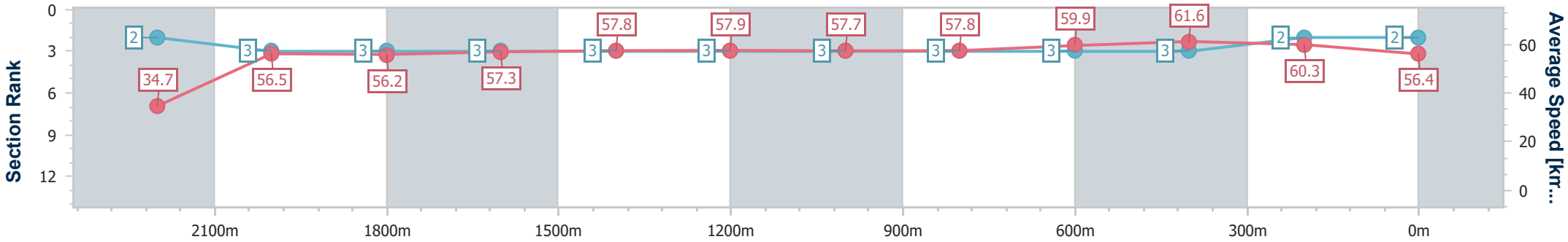

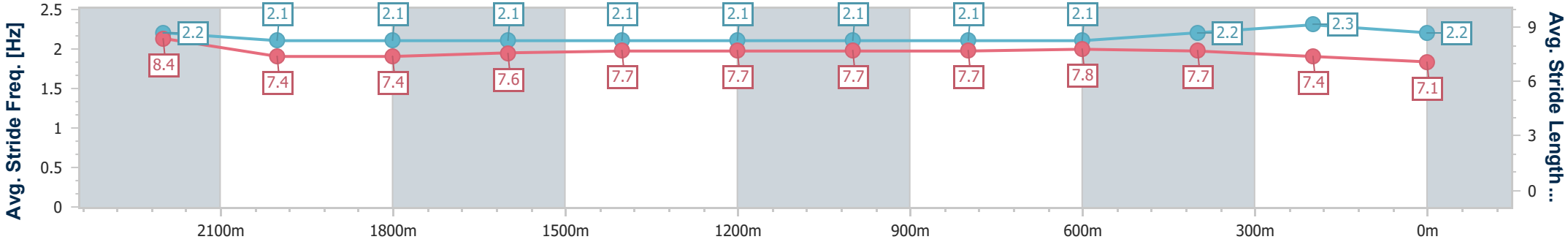

[ ]	Ranking at each section and finish
-:--.--	No data available at this section
NA	No data available

data processed by TRIPLESDATA

Horse/Jockey Name	Mistressofillusion
Final Rank	3
Fastest Section Time (Section)	0:11.91 (400m)
Top Speed [km/h] (Section)	62.4 (600m)
Race State	Finished

TAB

Eagle Farm QLD Professional

Race 2: BAKER REFRIGERATION BENCHMARK 80 Handicap - 2400m

26 April 2025 - 12:13

Track Rating: Heavy 8, Weather: Fine, Rail Position: +5m Entire

BRISBANE RACING CLUB

Section	Overall	2200m	2000m	1800m	1600m	1400m	1200m	1000m	800m	600m	400m	200m
Section Times	2:31.77 [3] (0:12.68)	2:19.09 [6] (0:13.30)	2:05.79 [8] (0:13.26)	1:52.53 [8] (0:12.85)	1:39.68 [8] (0:12.69)	1:26.99 [8] (0:12.64)	1:14.35 [8] (0:12.34)	1:02.01 [8] (0:12.90)	0:49.11 [8] (0:12.58)	0:36.53 [7] (0:12.15)	0:24.38 [8] (0:11.91)	0:12.47 [7] (0:12.47)
Average Speed [km/h]	37.8	54.5	55.8	57.5	57.9	57.3	58.5	57.9	59.5	61.6	60.7	58.1
Top Speed [km/h]	56.3	56.2	57.8	58.9	59.2	58.2	60.2	59.2	61.7	62.4	61.9	59.2
Avg. Dist. to Rail [m]	13.3	8.3	5.4	5.3	5.8	5.8	6.6	7.6	8.2	8.1	12.8	13.0
Avg. Stride Freq. [Hz]	2.1	2.0	2.0	2.1	2.0	2.0	2.0	2.0	2.1	2.1	2.2	2.1
Avg. Stride Length [m]	9.0	7.5	7.7	7.7	7.9	7.9	7.9	7.8	7.9	8.0	7.8	7.5

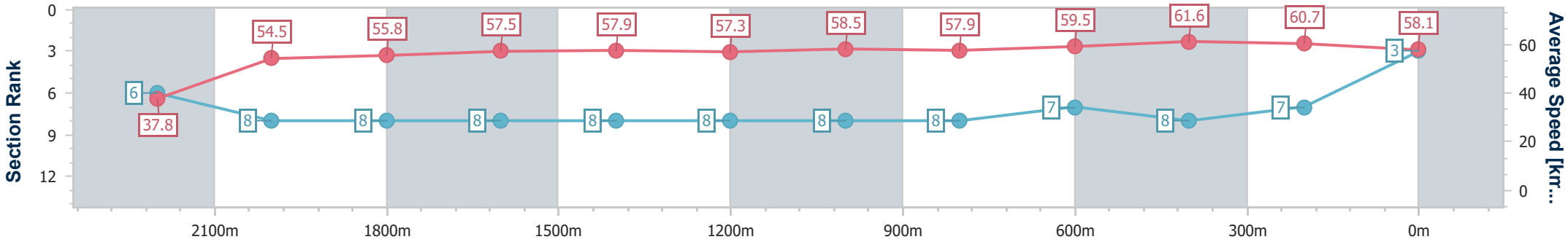

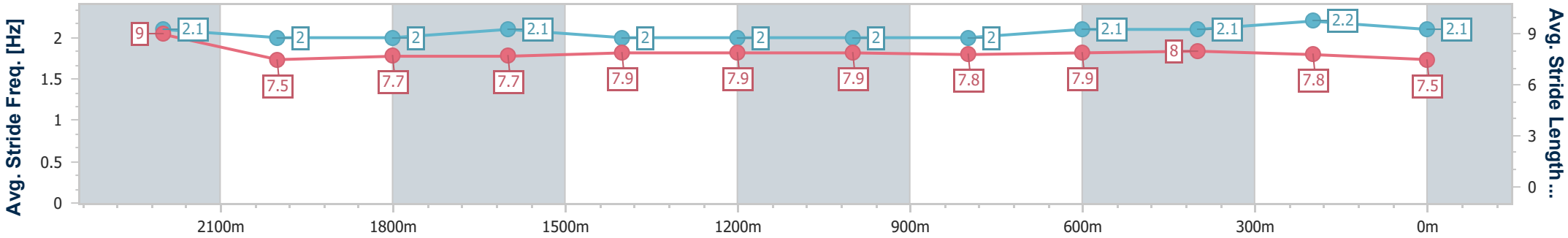

[ ]	Ranking at each section and finish
-:--.--	No data available at this section
NA	No data available

data processed by TRIPLESDATA

Horse/Jockey Name	Likeabeel
Final Rank	4
Fastest Section Time (Section)	0:11.84 (400m)
Top Speed [km/h] (Section)	63.2 (600m)
Race State	Finished

TAB

Eagle Farm QLD Professional

Race 2: BAKER REFRIGERATION BENCHMARK 80 Handicap - 2400m

26 April 2025 - 12:13

Track Rating: Heavy 8, Weather: Fine, Rail Position: +5m Entire

BRISBANE RACING CLUB

Section	Overall	2200m	2000m	1800m	1600m	1400m	1200m	1000m	800m	600m	400m	200m
Section Times	2:31.78 [4] (0:12.71)	2:19.07 [8] (0:12.87)	2:06.20 [6] (0:13.19)	1:53.01 [6] (0:13.06)	1:39.95 [6] (0:12.81)	1:27.14 [6] (0:12.60)	1:14.54 [6] (0:12.35)	1:02.19 [6] (0:12.93)	0:49.26 [7] (0:12.75)	0:36.51 [8] (0:12.09)	0:24.42 [7] (0:11.84)	0:12.58 [6] (0:12.58)
Average Speed [km/h]	39.1	56.2	55.6	56.8	57.4	57.4	58.4	57.4	58.5	61.6	60.8	57.3
Top Speed [km/h]	56.9	56.9	56.7	57.4	58.9	58.2	59.3	58.2	61.1	63.2	62.6	59.4
Avg. Dist. to Rail [m]	9.2	4.4	3.7	5.1	5.9	5.4	5.7	6.2	7.5	6.5	10.0	9.6
Avg. Stride Freq. [Hz]	2.3	2.3	2.3	2.2	2.2	2.2	2.3	2.2	2.3	2.4	2.4	2.3
Avg. Stride Length [m]	8.3	6.9	6.9	7.0	7.2	7.1	7.2	7.1	7.1	7.2	7.1	6.7

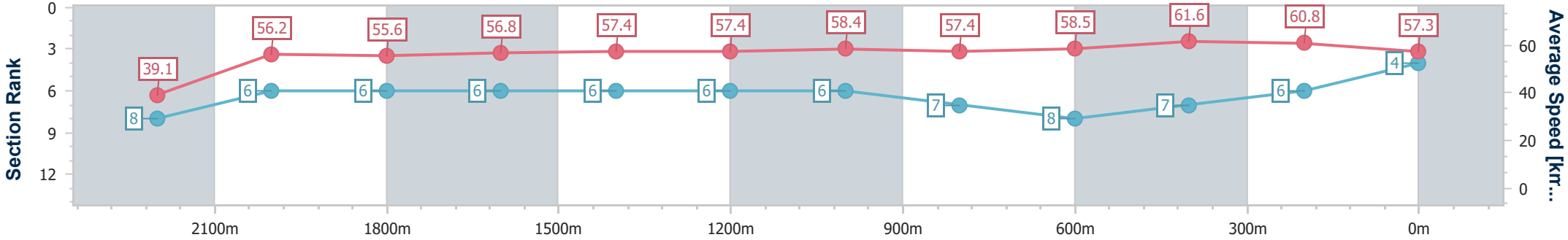

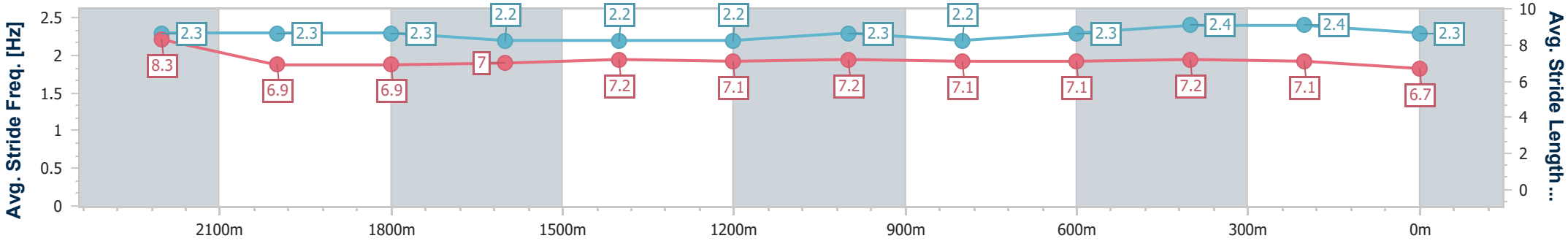

[ ]	Ranking at each section and finish
-:--.--	No data available at this section
NA	No data available

data processed by TRIPLESDATA

Horse/Jockey Name	Chassagne
Final Rank	5
Fastest Section Time (Section)	0:11.87 (400m)
Top Speed [km/h] (Section)	61.8 (600m)
Race State	Finished

TAB

Eagle Farm QLD Professional

Race 2: BAKER REFRIGERATION BENCHMARK 80 Handicap - 2400m

26 April 2025 - 12:13

Track Rating: Heavy 8, Weather: Fine, Rail Position: +5m Entire

BRISBANE RACING CLUB

Section	Overall	2200m	2000m	1800m	1600m	1400m	1200m	1000m	800m	600m	400m	200m
Section Times	2:31.95 [5] (0:12.71)	2:19.24 [7] (0:13.04)	2:06.20 [7] (0:13.30)	1:52.90 [7] (0:12.97)	1:39.93 [7] (0:12.69)	1:27.24 [7] (0:12.64)	1:14.60 [7] (0:12.37)	1:02.23 [7] (0:12.80)	0:49.43 [6] (0:12.48)	0:36.95 [6] (0:12.24)	0:24.71 [6] (0:11.87)	0:12.84 [5] (0:12.84)
Average Speed [km/h]	38.7	55.5	55.8	57.4	58.0	57.4	58.4	58.4	60.1	61.1	60.8	56.5
Top Speed [km/h]	55.9	56.1	56.5	58.0	59.3	58.1	59.2	60.2	60.9	61.8	61.5	59.3
Avg. Dist. to Rail [m]	11.2	6.5	5.5	6.1	6.8	6.7	6.8	7.2	8.5	8.5	10.7	11.9
Avg. Stride Freq. [Hz]	2.3	2.2	2.2	2.2	2.2	2.2	2.2	2.2	2.3	2.3	2.3	2.3
Avg. Stride Length [m]	8.3	6.9	7.0	7.2	7.3	7.3	7.4	7.3	7.3	7.3	7.2	6.8

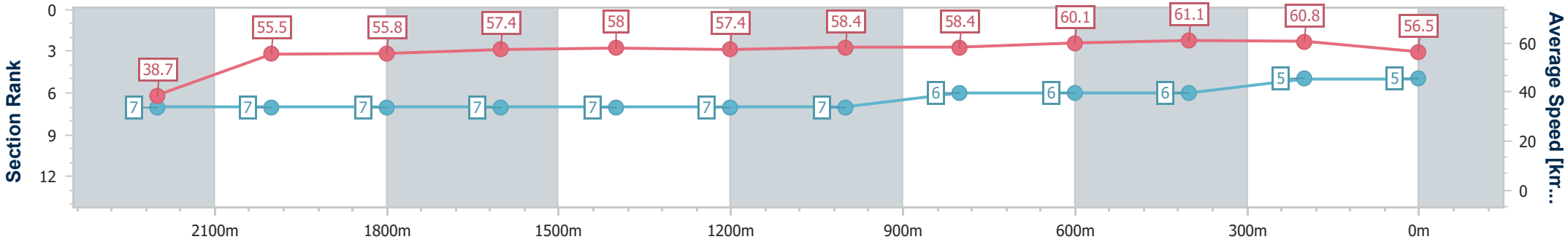

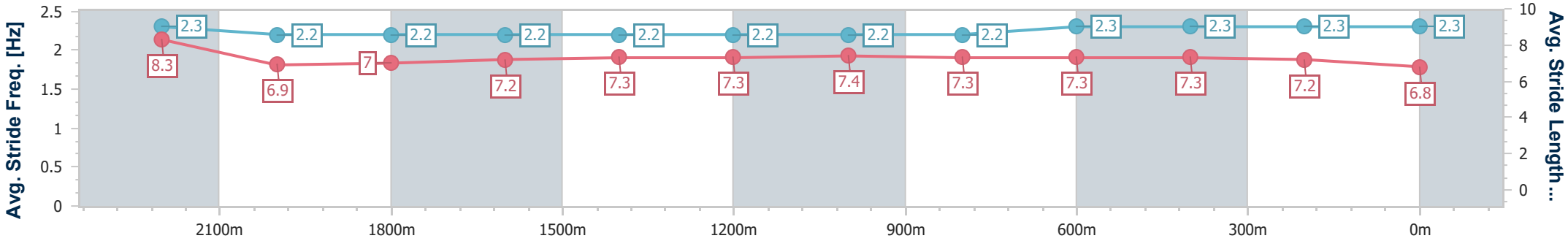

[ ]	Ranking at each section and finish
-:--.--	No data available at this section
NA	No data available

data processed by TRIPLESDATA

Horse/Jockey Name	Sign of Peace
Final Rank	6
Fastest Section Time (Section)	0:12.15 (Overall)
Top Speed [km/h] (Section)	61.9 (600m)
Race State	Finished

TAB

Eagle Farm QLD Professional

Race 2: BAKER REFRIGERATION BENCHMARK 80 Handicap - 2400m

26 April 2025 - 12:13

Track Rating: Heavy 8, Weather: Fine, Rail Position: +5m Entire

BRISBANE RACING CLUB

Section	Overall	2200m	2000m	1800m	1600m	1400m	1200m	1000m	800m	600m	400m	200m
Section Times	2:32.00 [6] (0:12.15)	2:19.85 [1] (0:12.65)	2:07.20 [1] (0:13.02)	1:54.18 [1] (0:13.11)	1:41.07 [1] (0:12.86)	1:28.21 [1] (0:12.48)	1:15.73 [1] (0:12.54)	1:03.19 [1] (0:13.11)	0:50.08 [1] (0:12.56)	0:37.52 [1] (0:12.24)	0:25.28 [1] (0:12.22)	0:13.06 [3] (0:13.06)
Average Speed [km/h]	35.0	57.1	56.7	56.8	57.4	58.2	57.3	57.2	59.2	61.2	58.9	55.6
Top Speed [km/h]	57.6	58.2	57.5	57.3	58.3	59.4	58.6	57.7	61.2	61.9	60.7	57.5
Avg. Dist. to Rail [m]	12.7	6.5	5.0	6.3	7.0	6.7	7.3	7.4	7.0	7.8	8.9	7.3
Avg. Stride Freq. [Hz]	2.3	2.2	2.2	2.1	2.1	2.1	2.1	2.1	2.2	2.3	2.3	2.2
Avg. Stride Length [m]	8.2	7.3	7.2	7.4	7.5	7.5	7.5	7.5	7.4	7.5	7.3	7.0

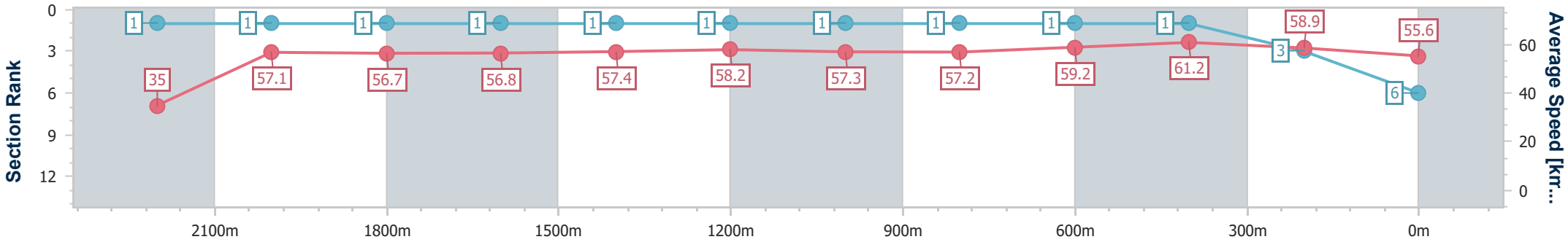

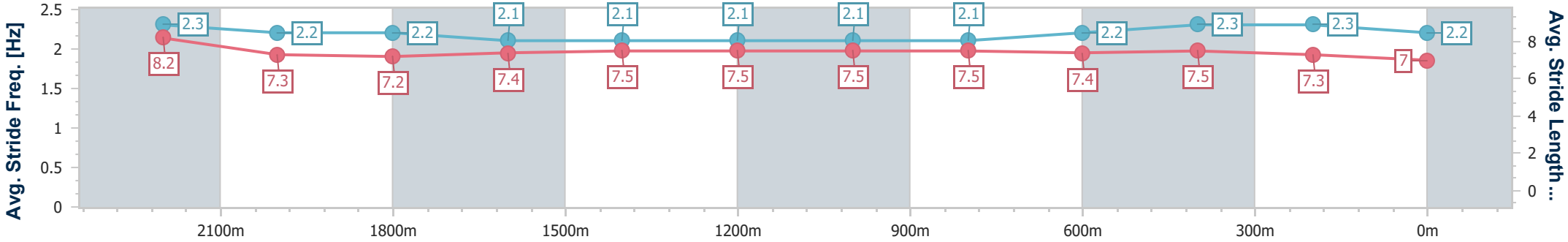

[ ]	Ranking at each section and finish
-:--.--	No data available at this section
NA	No data available

data processed by TRIPLESDATA

Horse/Jockey Name	Jack Duggan
Final Rank	7
Fastest Section Time (Section)	0:12.21 (600m)
Top Speed [km/h] (Section)	62.1 (600m)
Race State	Finished

TAB

Eagle Farm QLD Professional

Race 2: BAKER REFRIGERATION BENCHMARK 80 Handicap - 2400m

26 April 2025 - 12:13

Track Rating: Heavy 8, Weather: Fine, Rail Position: +5m Entire

BRISBANE RACING CLUB

Section	Overall	2200m	2000m	1800m	1600m	1400m	1200m	1000m	800m	600m	400m	200m
Section Times	2:32.38 [7] (0:12.46)	2:19.92 [4] (0:12.44)	2:07.48 [2] (0:13.06)	1:54.42 [2] (0:13.10)	1:41.32 [2] (0:12.89)	1:28.43 [2] (0:12.49)	1:15.94 [2] (0:12.53)	1:03.41 [2] (0:13.08)	0:50.33 [2] (0:12.51)	0:37.82 [2] (0:12.21)	0:25.61 [2] (0:12.26)	0:13.35 [4] (0:13.35)
Average Speed [km/h]	38.9	58.1	57.2	56.7	57.6	58.2	57.4	57.5	59.6	61.2	58.9	53.9
Top Speed [km/h]	59.0	59.1	57.7	57.4	58.0	58.9	58.6	57.7	61.3	62.1	60.1	56.0
Avg. Dist. to Rail [m]	15.9	11.7	6.2	6.9	8.1	8.0	8.1	8.0	7.9	7.6	8.4	9.1
Avg. Stride Freq. [Hz]	2.4	2.3	2.3	2.3	2.3	2.3	2.3	2.3	2.4	2.5	2.4	2.3
Avg. Stride Length [m]	8.1	6.9	6.9	6.9	7.0	7.0	7.0	6.9	7.0	6.9	6.8	6.5

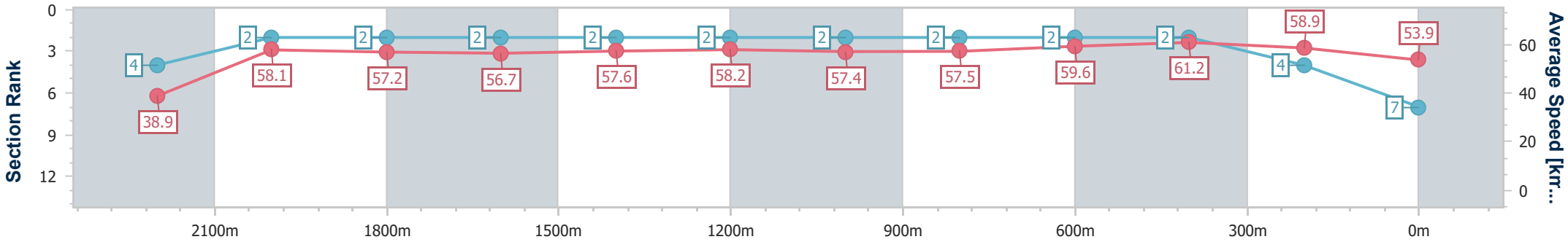

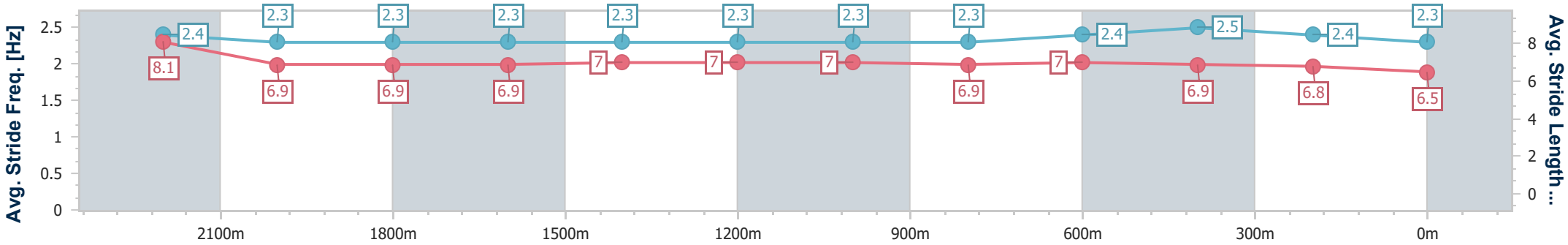

[ ]	Ranking at each section and finish
-:--.--	No data available at this section
NA	No data available

data processed by TRIPLESDATA

Horse/Jockey Name	Flash Prince
Final Rank	8
Fastest Section Time (Section)	0:12.44 (800m)
Top Speed [km/h] (Section)	61.8 (800m)
Race State	Finished

TAB

Eagle Farm QLD Professional

Race 2: BAKER REFRIGERATION BENCHMARK 80 Handicap - 2400m

26 April 2025 - 12:13

Track Rating: Heavy 8, Weather: Fine, Rail Position: +5m Entire

BRISBANE RACING CLUB

Section	Overall	2200m	2000m	1800m	1600m	1400m	1200m	1000m	800m	600m	400m	200m
Section Times	2:34.75 [8] (0:12.48)	2:22.27 [5] (0:12.85)	2:09.42 [5] (0:13.18)	1:56.24 [4] (0:13.16)	1:43.08 [5] (0:12.78)	1:30.30 [5] (0:12.53)	1:17.77 [5] (0:12.45)	1:05.32 [5] (0:12.85)	0:52.47 [4] (0:12.44)	0:40.03 [4] (0:12.45)	0:27.58 [5] (0:12.54)	0:15.04 [8] (0:15.04)
Average Speed [km/h]	36.6	56.2	56.5	56.8	58.1	58.0	58.0	58.5	60.5	60.7	57.4	48.1
Top Speed [km/h]	57.2	57.0	57.1	57.1	58.9	59.1	59.6	59.4	61.8	61.8	59.6	54.1
Avg. Dist. to Rail [m]	12.0	6.5	6.1	7.5	8.1	8.0	8.3	8.6	9.4	9.6	12.1	9.3
Avg. Stride Freq. [Hz]	2.1	2.1	2.1	2.0	2.0	2.0	2.0	2.1	2.2	2.2	2.2	2.0
Avg. Stride Length [m]	8.9	7.5	7.6	7.8	7.9	7.9	7.9	7.9	7.8	7.6	7.3	6.8

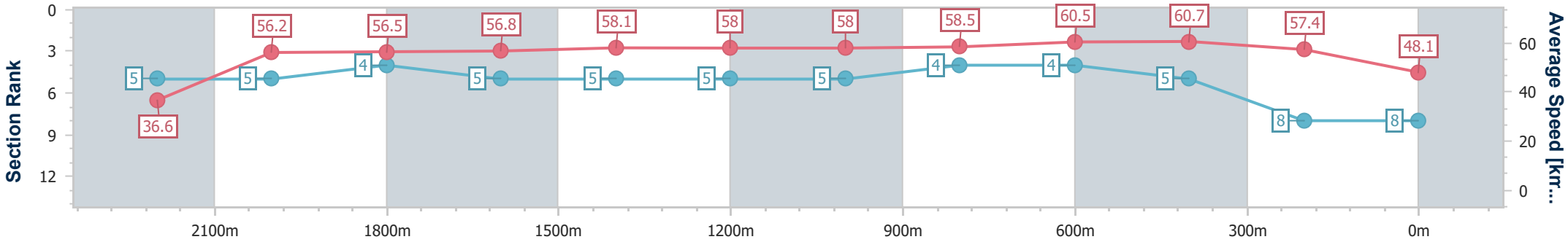

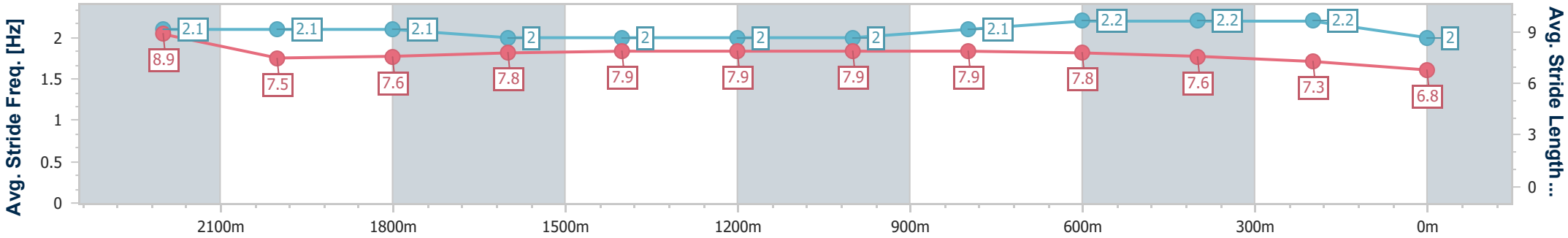

[ ]	Ranking at each section and finish
-:--.--	No data available at this section
NA	No data available

data processed by TRIPLESDATA

Eagle Farm QLD Professional

Race 3: INSPIRED BUILT BENCHMARK 78 Handicap - 1400m

26 April 2025 - 12:50

BRISBANE RACING CLUB

Track Rating: Heavy 8, Weather: Fine, Rail Position: +5m Entire

Section	Overall	1200m	1000m	800m	600m	400m	Last 600m
Field Times	1:23.29 (0:12.75)	1:10.54 (0:10.61)	0:59.93 (0:11.53)	0:48.40 (0:12.06)	0:36.34 (0:12.39)	0:23.95 (0:11.73)	0:36.34

Rank	TAB	Horse/Jockey	Barrier	Top Speed [km/h]	Fastest Section	Overall	1200m	1000m	800m	600m	400m	Last 600m	Distance Travelled [m]
1	13	TAVS	11	69.1	0:10.65	1:23.29 [1]	1:10.11 [9]	0:59.46 [6]	0:47.66 [8]	0:35.43 [9]	0:23.51 [9]	0:35.43	
		Noel Callow		1200m	1200m	(0:13.18)	(0:10.65)	(0:11.80)	(0:12.23)	(0:11.92)	(0:11.29)		
2	4	SHIHAB	13	67.9	0:11.01	1:23.67 [2]	1:09.84 [14]	0:58.83 [14]	0:47.48 [14]	0:35.41 [14]	0:23.65 [12]	0:35.41	-8
		Robbie Dolan		1000m	1200m	(0:13.83)	(0:11.01)	(0:11.35)	(0:12.07)	(0:11.76)	(0:11.44)		
3	16	SCUD	3	68.2	0:11.01	1:23.92 [3]	1:10.94 [5]	0:59.93 [8]	0:48.30 [7]	0:36.12 [8]	0:24.19 [7]	0:36.12	-6
		Andrew Mallyon		1000m	1200m	(0:12.98)	(0:11.01)	(0:11.63)	(0:12.18)	(0:11.93)	(0:11.49)		
4	15	QUOTHQUAN	1	67.5	0:10.84	1:24.02 [4]	1:11.02 [7]	1:00.18 [7]	0:48.72 [4]	0:36.57 [4]	0:24.43 [4]	0:36.57	-10
		Nikita Beriman		1200m	1200m	(0:13.00)	(0:10.84)	(0:11.46)	(0:12.15)	(0:12.14)	(0:11.59)		
5	19	SIZZLE MINIZZLE	8	66.5	0:11.06	1:24.22 [5]	1:10.72 [13]	0:59.66 [13]	0:48.16 [12]	0:36.12 [13]	0:24.28 [10]	0:36.12	-12
		Shayleigh Ingelse		1200m	1200m	(0:13.50)	(0:11.06)	(0:11.50)	(0:12.04)	(0:11.84)	(0:11.66)		
6	14	CENTRESTONE	2	68.4	0:10.76	1:24.27 [6]	1:11.28 [6]	1:00.52 [5]	0:48.69 [6]	0:36.65 [6]	0:24.62 [5]	0:36.65	-8
		Kerrin McEvoy		1200m	1200m	(0:12.99)	(0:10.76)	(0:11.83)	(0:12.04)	(0:12.03)	(0:11.76)		
7	8	DAYTONA	7	66.6	0:11.17	1:24.76 [7]	1:11.53 [10]	1:00.36 [12]	0:48.63 [13]	0:36.75 [11]	0:24.69 [13]	0:36.75	-6
		Martin Harley		1200m	1200m	(0:13.23)	(0:11.17)	(0:11.73)	(0:11.88)	(0:12.06)	(0:11.63)		
8	7	SKYFORGER	10	66.5	0:11.06	1:24.90 [8]	1:11.76 [8]	1:00.70 [9]	0:48.97 [11]	0:36.93 [10]	0:24.79 [14]	0:36.93	+0
		Cody Collis		1000m	1200m	(0:13.14)	(0:11.06)	(0:11.73)	(0:12.04)	(0:12.14)	(0:11.78)		
9	6	PIZARRO	5	67.5	0:10.88	1:24.91 [9]	1:11.58 [11]	1:00.70 [10]	0:49.19 [9]	0:37.12 [7]	0:25.18 [6]	0:37.12	-13
		Damien Thornton		1200m	1200m	(0:13.33)	(0:10.88)	(0:11.51)	(0:12.07)	(0:11.94)	(0:11.98)		
10	3	BEAUX RUMBLE	4	69.5	0:10.57	1:25.01 [10]	1:12.22 [2]	1:01.65 [1]	0:50.04 [2]	0:37.75 [3]	0:25.50 [3]	0:37.75	-8
		Angela Jones		1200m	1200m	(0:12.79)	(0:10.57)	(0:11.61)	(0:12.29)	(0:12.25)	(0:12.00)		

Scratched: Scalextrics (#9), Tojaki (#10), Hulkamania (#20), Patton (#12), Demitasse (#17), Cadetship (#1)

[ ]	Ranking at each section and finish	SCN	Saddle cloth number
-:--.--	No data available at this section	DNF	Did not finish
NA	No data available	DNT	Did not track

data processed by TRIPLESDATA

Eagle Farm QLD Professional

Race 3: INSPIRED BUILT BENCHMARK 78 Handicap - 1400m

26 April 2025 - 12:50

BRISBANE RACING CLUB

Track Rating: Heavy 8, Weather: Fine, Rail Position: +5m Entire

Section	Overall	1200m	1000m	800m	600m	400m	Last 600m
Field Times	1:23.29 (0:12.75)	1:10.54 (0:10.61)	0:59.93 (0:11.53)	0:48.40 (0:12.06)	0:36.34 (0:12.39)	0:23.95 (0:11.73)	0:36.34

Rank	TAB	Horse/Jockey	Barrier	Top Speed [km/h]	Fastest Section	Overall	1200m	1000m	800m	600m	400m	Last 600m	Distance Travelled [m]
11	2	SHA OF GOMER	9	69.4	0:10.64	1:25.09 [11]	1:12.34 [1]	1:01.70 [3]	0:50.05 [3]	0:37.96 [2]	0:25.75 [1]	0:37.96	-8
		Courtney Bellamy		1200m	1200m	(0:12.75)	(0:10.64)	(0:11.65)	(0:12.09)	(0:12.21)	(0:12.04)		
12	5	NAVAL TRADER	6	67.5	0:10.87	1:25.24 [12]	1:11.89 [12]	1:01.02 [11]	0:49.46 [10]	0:37.20 [12]	0:25.25 [11]	0:37.20	-11
		Ron Stewart		1200m	1200m	(0:13.35)	(0:10.87)	(0:11.56)	(0:12.26)	(0:11.95)	(0:12.05)		
13	18	ANTONITO	14	68.8	0:10.72	1:25.43 [13]	1:12.59 [4]	1:01.87 [4]	0:50.04 [5]	0:37.88 [5]	0:25.67 [8]	0:37.88	-6
		Cejay Graham		1200m	1200m	(0:12.84)	(0:10.72)	(0:11.83)	(0:12.16)	(0:12.21)	(0:12.35)		
14	11	OCEAN ALPS	12	69.0	0:10.55	1:28.85 [14]	1:16.03 [3]	1:05.48 [2]	0:53.96 [1]	0:41.90 [1]	0:29.49 [2]	0:41.90	-10
		Michael Rodd		1200m	1200m	(0:12.82)	(0:10.55)	(0:11.52)	(0:12.06)	(0:12.41)	(0:13.13)		

Scratched: Scalextrics (#9), Tojaki (#10), Hulkamania (#20), Patton (#12), Demitasse (#17), Cadetship (#1)

[ ]	Ranking at each section and finish	**SCN**	Saddle cloth number
-:--.--	No data available at this section	**DNF**	Did not finish
NA	No data available	**DNT**	Did not track

data processed by TRIPLESDATA

Eagle Farm QLD Professional

Race 3: INSPIRED BUILT BENCHMARK 78 Handicap - 1400m

26 April 2025 - 12:50

BRISBANE RACING CLUB

Track Rating: Heavy 8, Weather: Fine, Rail Position: +5m Entire

Section	200m	Last 600m
Field Times	0:12.22 (0:12.22)	0:36.34

Rank	TAB	Horse/Jockey	Barrier	Top Speed [km/h]	Fastest Section		Margin		Distance Travelled [m]
1	13	**TAVS**	11	69.1	0:10.65	0:12.22 [1]	1:23.29	0:35.43	
		Noel Callow		1200m	1200m	(0:12.22)			
2	4	**SHIHAB**	13	67.9	0:11.01	0:12.21 [6]	2.23L	0:35.41	-8
		Robbie Dolan		1000m	1200m	(0:12.21)			
3	16	**SCUD**	3	68.2	0:11.01	0:12.70 [3]	3.68L	0:36.12	-6
		Andrew Mallyon		1000m	1200m	(0:12.70)			
4	15	**QUOTHQUAN**	1	67.5	0:10.84	0:12.84 [2]	4.25L	0:36.57	-10
		Nikita Beriman		1200m	1200m	(0:12.84)			
5	19	**SIZZLE MINIZZLE**	8	66.5	0:11.06	0:12.62 [8]	5.45L	0:36.12	-12
		Shayleigh Ingelse		1200m	1200m	(0:12.62)			
6	14	**CENTRESTONE**	2	68.4	0:10.76	0:12.86 [5]	5.72L	0:36.65	-8
		Kerrin McEvoy		1200m	1200m	(0:12.86)			
7	8	**DAYTONA**	7	66.6	0:11.17	0:13.06 [9]	8.64L	0:36.75	-6
		Martin Harley		1200m	1200m	(0:13.06)			
8	7	**SKYFORGER**	10	66.5	0:11.06	0:13.01 [11]	9.44L	0:36.93	+0
		Cody Collis		1000m	1200m	(0:13.01)			
9	6	**PIZARRO**	5	67.5	0:10.88	0:13.20 [10]	9.49L	0:37.12	-13
		Damien Thornton		1200m	1200m	(0:13.20)			
10	3	**BEAUX RUMBLE**	4	69.5	0:10.57	0:13.50 [7]	10.07L	0:37.75	-8
		Angela Jones		1200m	1200m	(0:13.50)			

Scratched: Scalextrics (#9), Tojaki (#10), Hulkamania (#20), Patton (#12), Demitasse (#17), Cadetship (#1)

[ ]	Ranking at each section and finish	SCN	Saddle cloth number
-:--.--	No data available at this section	DNF	Did not finish
NA	No data available	DNT	Did not track

data processed by TRIPLESDATA

Eagle Farm QLD Professional

Race 3: INSPIRED BUILT BENCHMARK 78 Handicap - 1400m

26 April 2025 - 12:50

BRISBANE RACING CLUB

Track Rating: Heavy 8, Weather: Fine, Rail Position: +5m Entire

Section	200m	Last 600m
Field Times	0:12.22 (0:12.22)	0:36.34

Rank	TAB	Horse/Jockey	Barrier	Top Speed [km/h]	Fastest Section		Margin			Distance Travelled [m]
11	2	SHA OF GOMER	9	69.4	0:10.64	0:13.71 [4]	10.58L		0:37.96	-8
		Courtney Bellamy		1200m	1200m	(0:13.71)				
12	5	NAVAL TRADER	6	67.5	0:10.87	0:13.20 [12]	11.43L		0:37.20	-11
		Ron Stewart		1200m	1200m	(0:13.20)				
13	18	ANTONITO	14	68.8	0:10.72	0:13.32 [13]	12.58L		0:37.88	-6
		Cejay Graham		1200m	1200m	(0:13.32)				
14	11	OCEAN ALPS	12	69.0	0:10.55	0:16.36 [14]	32.66L		0:41.90	-10
		Michael Rodd		1200m	1200m	(0:16.36)				

Scratched: Scalextrics (#9), Tojaki (#10), Hulkamania (#20), Patton (#12), Demitasse (#17), Cadetship (#1)

[ ]	Ranking at each section and finish	SCN	Saddle cloth number
-:--.--	No data available at this section	DNF	Did not finish
NA	No data available	DNT	Did not track

data processed by TRIPLESDATA

Horse/Jockey Name	Tavs
Final Rank	1
Fastest Section Time (Section)	0:10.65 (1200m)
Top Speed [km/h] (Section)	69.1 (1200m)
Race State	Finished

TAB

Eagle Farm QLD Professional

Race 3: INSPIRED BUILT BENCHMARK 78 Handicap - 1400m

26 April 2025 - 12:50

Track Rating: Heavy 8, Weather: Fine, Rail Position: +5m Entire

BRISBANE RACING CLUB

Section	Overall	1200m	1000m	800m	600m	400m	200m
Section Times	1:23.29 [1] (0:13.18)	1:10.11 [9] (0:10.65)	0:59.46 [6] (0:11.80)	0:47.66 [8] (0:12.23)	0:35.43 [9] (0:11.92)	0:23.51 [9] (0:11.29)	0:12.22 [1] (0:12.22)
Average Speed [km/h]	55.2	68.0	64.2	61.9	63.4	63.8	58.8
Top Speed [km/h]	65.8	69.1	67.3	63.2	65.1	65.1	61.9
Avg. Dist. to Rail [m]	15.4	10.9	10.2	10.6	10.2	14.0	16.4
Avg. Stride Freq. [Hz]	2.4	2.5	2.4	2.4	2.5	2.5	2.4
Avg. Stride Length [m]	6.4	7.2	7.4	7.2	7.1	7.0	6.7

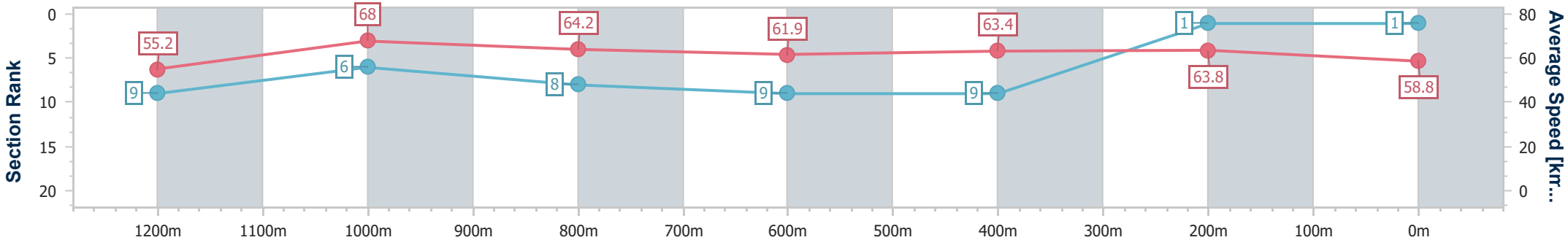

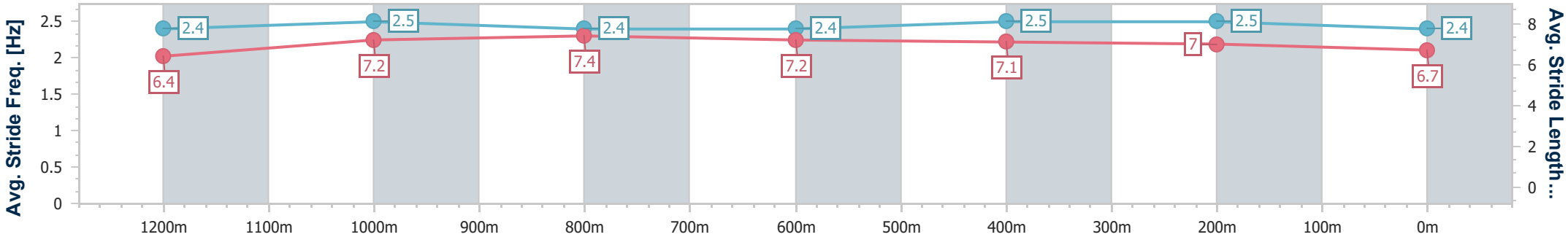

[ ]	Ranking at each section and finish
-:--.--	No data available at this section
NA	No data available

data processed by TRIPLESDATA

Horse/Jockey Name	Shihab
Final Rank	2
Fastest Section Time (Section)	0:11.01 (1200m)
Top Speed [km/h] (Section)	67.9 (1000m)
Race State	Finished

TAB

Eagle Farm QLD Professional

Race 3: INSPIRED BUILT BENCHMARK 78 Handicap - 1400m

26 April 2025 - 12:50

Track Rating: Heavy 8, Weather: Fine, Rail Position: +5m Entire

BRISBANE RACING CLUB

Section	Overall	1200m	1000m	800m	600m	400m	200m
Section Times	1:23.67 [2] (0:13.83)	1:09.84 [14] (0:11.01)	0:58.83 [14] (0:11.35)	0:47.48 [14] (0:12.07)	0:35.41 [14] (0:11.76)	0:23.65 [12] (0:11.44)	0:12.21 [6] (0:12.21)
Average Speed [km/h]	52.6	65.7	65.7	62.0	63.8	62.9	58.9
Top Speed [km/h]	65.4	67.1	67.9	64.4	67.0	65.3	62.4
Avg. Dist. to Rail [m]	15.5	7.5	6.8	8.4	8.1	9.2	6.0
Avg. Stride Freq. [Hz]	2.2	2.4	2.4	2.3	2.3	2.4	2.4
Avg. Stride Length [m]	6.6	7.8	7.8	7.5	7.7	7.4	7.0

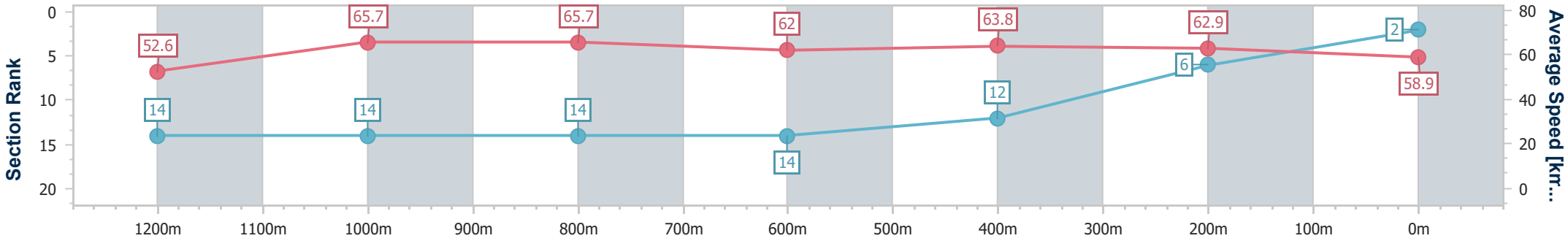

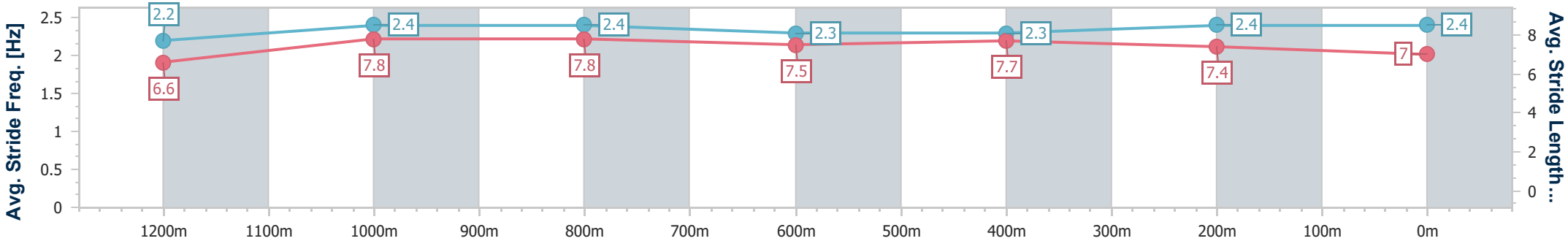

[ ]	Ranking at each section and finish
-:--.--	No data available at this section
NA	No data available

data processed by TRIPLESDATA

Horse/Jockey Name	Scud
Final Rank	3
Fastest Section Time (Section)	0:11.01 (1200m)
Top Speed [km/h] (Section)	68.2 (1000m)
Race State	Finished

TAB

Eagle Farm QLD Professional

Race 3: INSPIRED BUILT BENCHMARK 78 Handicap - 1400m

26 April 2025 - 12:50

Track Rating: Heavy 8, Weather: Fine, Rail Position: +5m Entire

BRISBANE RACING CLUB

Section	Overall	1200m	1000m	800m	600m	400m	200m
Section Times	1:23.92 [3] (0:12.98)	1:10.94 [5] (0:11.01)	0:59.93 [8] (0:11.63)	0:48.30 [7] (0:12.18)	0:36.12 [8] (0:11.93)	0:24.19 [7] (0:11.49)	0:12.70 [3] (0:12.70)
Average Speed [km/h]	55.7	65.9	64.6	61.4	63.2	62.5	56.7
Top Speed [km/h]	65.3	68.2	68.2	63.3	64.5	64.3	61.0
Avg. Dist. to Rail [m]	9.8	8.9	8.9	7.8	9.3	12.6	14.0
Avg. Stride Freq. [Hz]	2.3	2.4	2.4	2.3	2.3	2.4	2.3
Avg. Stride Length [m]	6.6	7.6	7.5	7.4	7.6	7.4	6.9

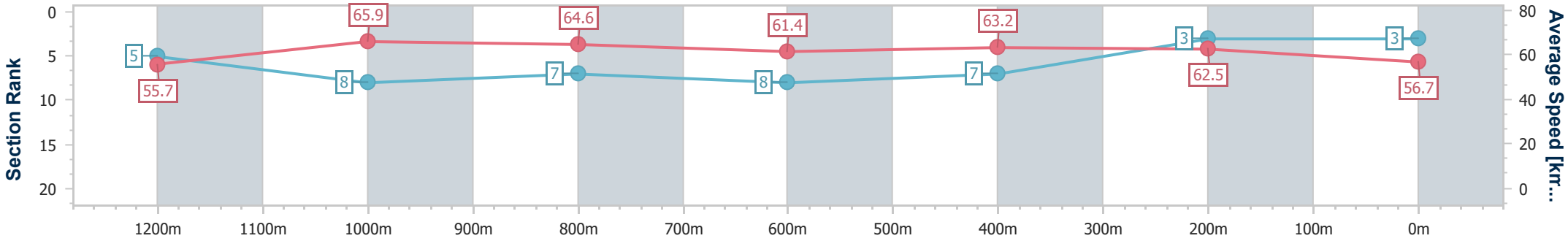

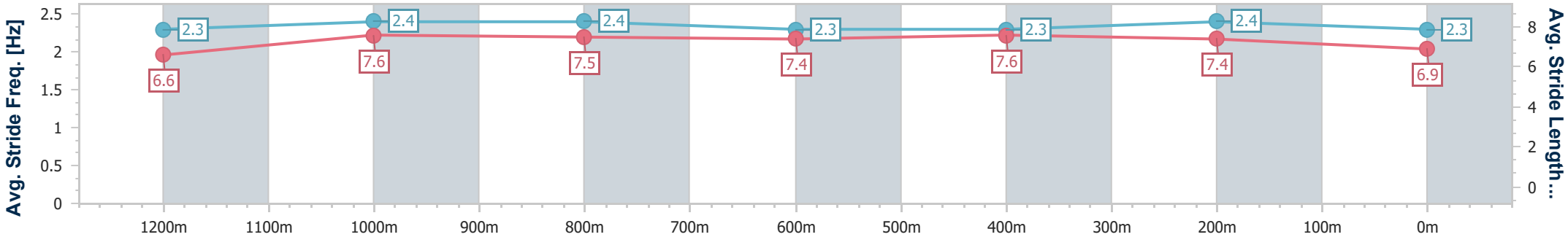

[ ]	Ranking at each section and finish
-:--.--	No data available at this section
NA	No data available

data processed by TRIPLESDATA

Horse/Jockey Name	Quothquan
Final Rank	4
Fastest Section Time (Section)	0:10.84 (1200m)
Top Speed [km/h] (Section)	67.5 (1200m)
Race State	Finished

TAB

Eagle Farm QLD Professional

Race 3: INSPIRED BUILT BENCHMARK 78 Handicap - 1400m

26 April 2025 - 12:50

Track Rating: Heavy 8, Weather: Fine, Rail Position: +5m Entire

BRISBANE RACING CLUB

Section	Overall	1200m	1000m	800m	600m	400m	200m
Section Times	1:24.02 [4] (0:13.00)	1:11.02 [7] (0:10.84)	1:00.18 [7] (0:11.46)	0:48.72 [4] (0:12.15)	0:36.57 [4] (0:12.14)	0:24.43 [4] (0:11.59)	0:12.84 [2] (0:12.84)
Average Speed [km/h]	55.7	66.7	65.4	61.5	61.4	62.1	55.9
Top Speed [km/h]	65.1	67.5	67.0	64.2	62.6	63.5	59.7
Avg. Dist. to Rail [m]	6.8	6.6	7.8	8.7	6.7	8.3	8.6
Avg. Stride Freq. [Hz]	2.1	2.3	2.3	2.2	2.2	2.3	2.2
Avg. Stride Length [m]	7.3	8.0	8.0	7.8	7.7	7.5	7.1

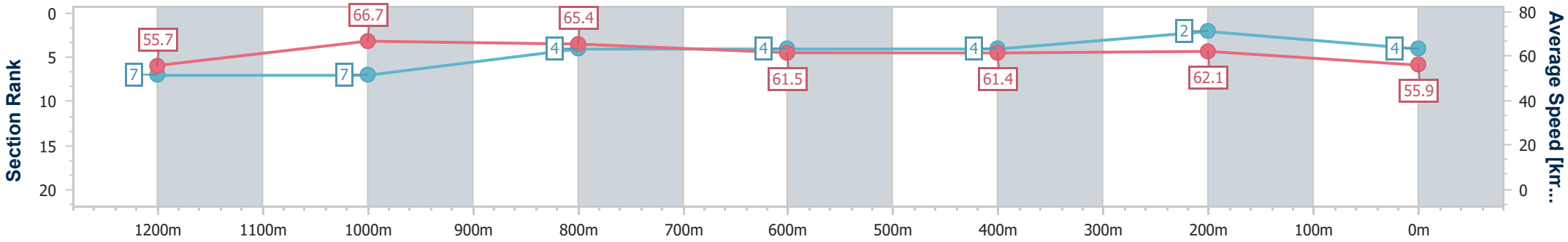

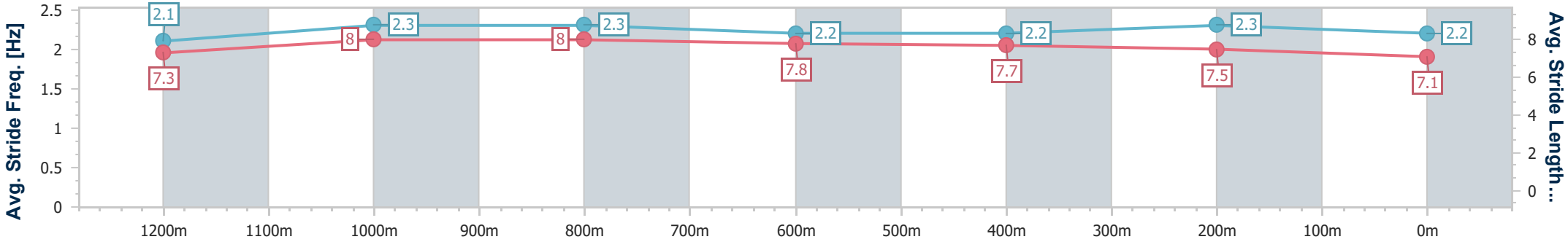

[ ]	Ranking at each section and finish
-:--.--	No data available at this section
NA	No data available

data processed by TRIPLESDATA

Horse/Jockey Name	Sizzle Minizzle
Final Rank	5
Fastest Section Time (Section)	0:11.06 (1200m)
Top Speed [km/h] (Section)	66.5 (1200m)
Race State	Finished

TAB

Eagle Farm QLD Professional

Race 3: INSPIRED BUILT BENCHMARK 78 Handicap - 1400m

26 April 2025 - 12:50

Track Rating: Heavy 8, Weather: Fine, Rail Position: +5m Entire

BRISBANE RACING CLUB

Section	Overall	1200m	1000m	800m	600m	400m	200m
Section Times	1:24.22 [5] (0:13.50)	1:10.72 [13] (0:11.06)	0:59.66 [13] (0:11.50)	0:48.16 [12] (0:12.04)	0:36.12 [13] (0:11.84)	0:24.28 [10] (0:11.66)	0:12.62 [8] (0:12.62)
Average Speed [km/h]	53.8	65.2	65.0	61.5	62.8	61.6	57.1
Top Speed [km/h]	64.5	66.5	66.1	63.4	64.0	63.4	59.7
Avg. Dist. to Rail [m]	12.1	7.0	6.6	6.3	6.5	8.7	9.2
Avg. Stride Freq. [Hz]	2.3	2.3	2.3	2.3	2.4	2.4	2.3
Avg. Stride Length [m]	6.5	7.6	7.7	7.5	7.3	7.2	6.8

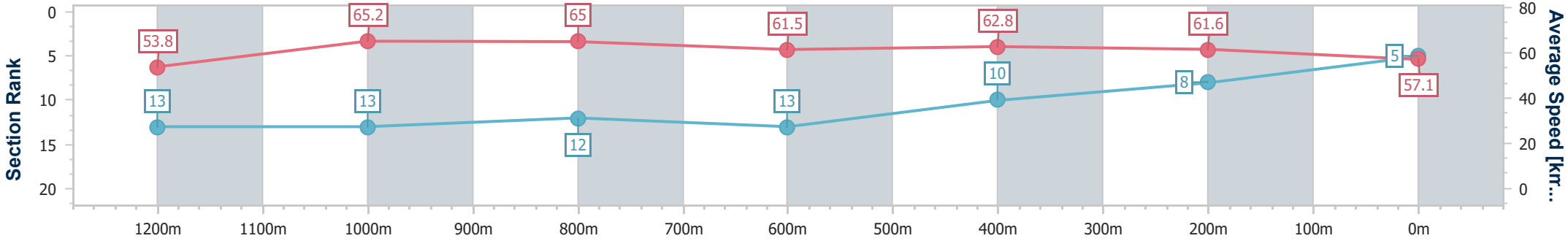

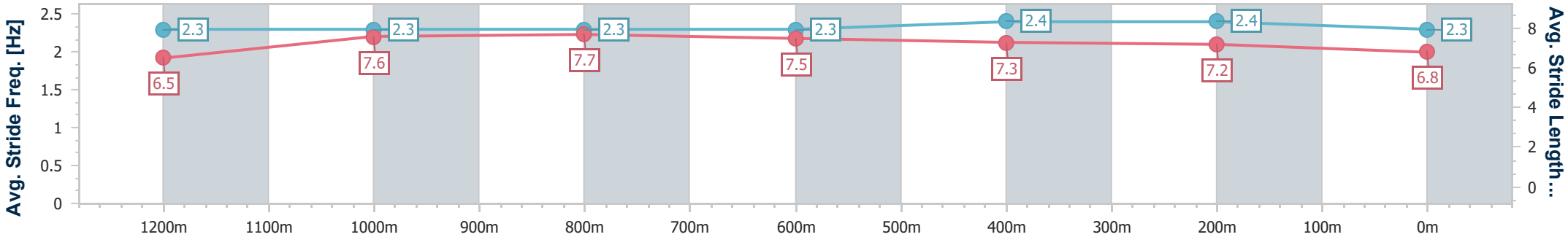

[ ]	Ranking at each section and finish
-:--.--	No data available at this section
NA	No data available

data processed by TRIPLESDATA

Horse/Jockey Name	Centrestone
Final Rank	6
Fastest Section Time (Section)	0:10.76 (1200m)
Top Speed [km/h] (Section)	68.4 (1200m)
Race State	Finished

TAB

Eagle Farm QLD Professional

Race 3: INSPIRED BUILT BENCHMARK 78 Handicap - 1400m

26 April 2025 - 12:50

Track Rating: Heavy 8, Weather: Fine, Rail Position: +5m Entire

BRISBANE RACING CLUB

Section	Overall	1200m	1000m	800m	600m	400m	200m
Section Times	1:24.27 [6] (0:12.99)	1:11.28 [6] (0:10.76)	1:00.52 [5] (0:11.83)	0:48.69 [6] (0:12.04)	0:36.65 [6] (0:12.03)	0:24.62 [5] (0:11.76)	0:12.86 [5] (0:12.86)
Average Speed [km/h]	55.8	67.1	63.4	62.3	62.2	61.2	56.1
Top Speed [km/h]	65.1	68.4	65.7	63.3	63.3	62.3	60.9
Avg. Dist. to Rail [m]	8.5	7.2	8.3	8.3	8.1	11.3	12.0
Avg. Stride Freq. [Hz]	2.2	2.5	2.4	2.4	2.4	2.4	2.3
Avg. Stride Length [m]	6.9	7.6	7.3	7.4	7.3	7.1	6.7

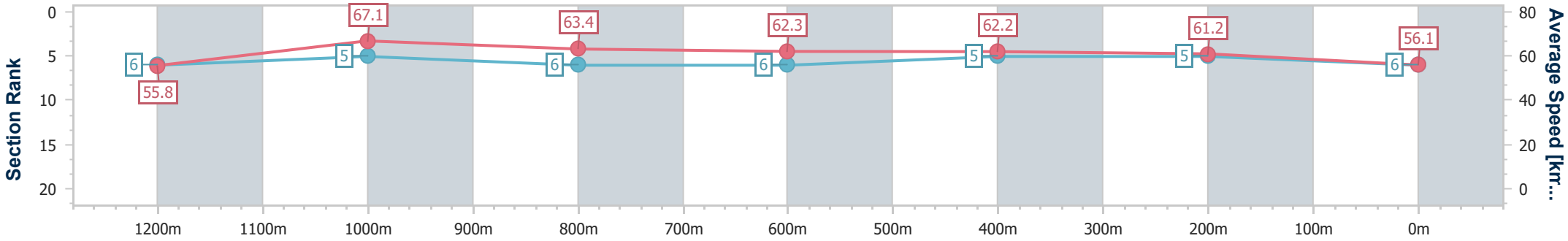

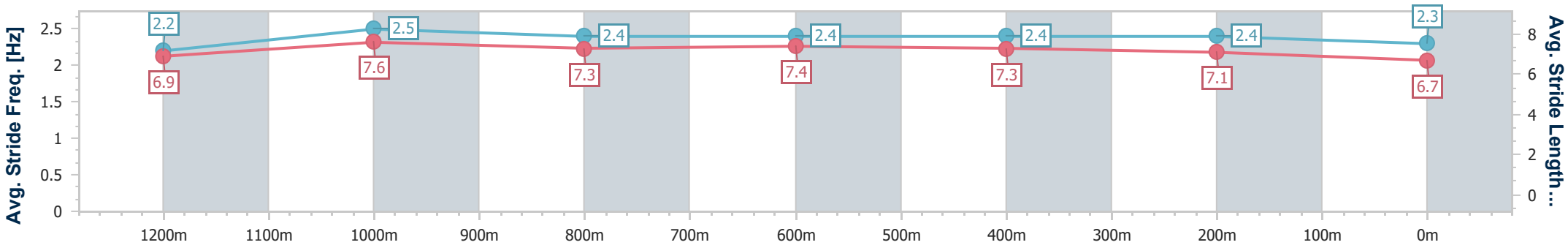

[ ]	Ranking at each section and finish
-:--.--	No data available at this section
NA	No data available

data processed by TRIPLESDATA

Horse/Jockey Name	Daytona
Final Rank	7
Fastest Section Time (Section)	0:11.17 (1200m)
Top Speed [km/h] (Section)	66.6 (1200m)
Race State	Finished

TAB

Eagle Farm QLD Professional

Race 3: INSPIRED BUILT BENCHMARK 78 Handicap - 1400m

26 April 2025 - 12:50

Track Rating: Heavy 8, Weather: Fine, Rail Position: +5m Entire

BRISBANE RACING CLUB

Section	Overall	1200m	1000m	800m	600m	400m	200m
Section Times	1:24.76 [7] (0:13.23)	1:11.53 [10] (0:11.17)	1:00.36 [12] (0:11.73)	0:48.63 [13] (0:11.88)	0:36.75 [11] (0:12.06)	0:24.69 [13] (0:11.63)	0:13.06 [9] (0:13.06)
Average Speed [km/h]	54.9	64.8	64.2	62.7	62.5	62.0	55.1
Top Speed [km/h]	63.9	66.6	65.8	64.7	63.8	63.5	59.5
Avg. Dist. to Rail [m]	11.3	9.3	9.2	7.6	9.0	13.5	13.8
Avg. Stride Freq. [Hz]	2.2	2.4	2.4	2.4	2.4	2.4	2.3
Avg. Stride Length [m]	6.8	7.2	7.4	7.3	7.3	7.1	6.7

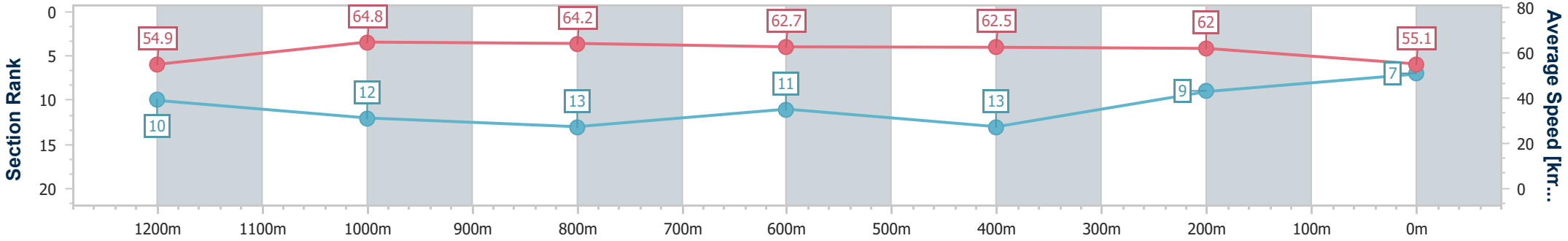

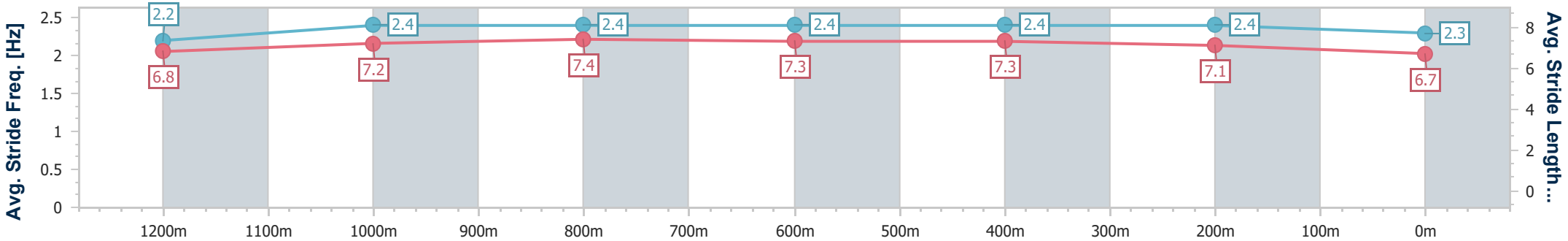

[ ]	Ranking at each section and finish
-:--.--	No data available at this section
NA	No data available

data processed by TRIPLESDATA

Horse/Jockey Name	Skyforger
Final Rank	8
Fastest Section Time (Section)	0:11.06 (1200m)
Top Speed [km/h] (Section)	66.5 (1000m)
Race State	Finished

TAB

Eagle Farm QLD Professional

Race 3: INSPIRED BUILT BENCHMARK 78 Handicap - 1400m

26 April 2025 - 12:50

Track Rating: Heavy 8, Weather: Fine, Rail Position: +5m Entire

BRISBANE RACING CLUB

Section	Overall	1200m	1000m	800m	600m	400m	200m
Section Times	1:24.90 [8] (0:13.14)	1:11.76 [8] (0:11.06)	1:00.70 [9] (0:11.73)	0:48.97 [11] (0:12.04)	0:36.93 [10] (0:12.14)	0:24.79 [14] (0:11.78)	0:13.01 [11] (0:13.01)
Average Speed [km/h]	55.3	65.5	64.8	63.1	62.0	61.1	55.4
Top Speed [km/h]	66.2	66.5	66.5	64.6	64.1	63.4	58.3
Avg. Dist. to Rail [m]	13.5	9.8	11.0	11.6	9.1	14.0	15.0
Avg. Stride Freq. [Hz]	2.3	2.4	2.4	2.4	2.4	2.4	2.3
Avg. Stride Length [m]	6.6	7.5	7.5	7.4	7.3	7.1	6.7

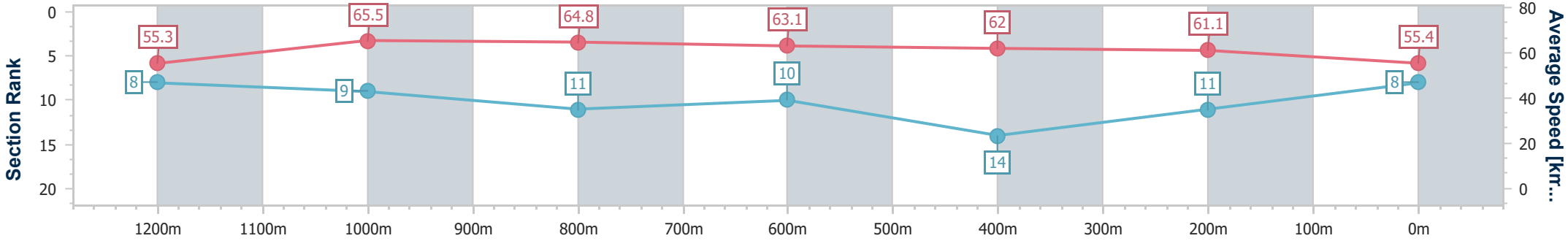

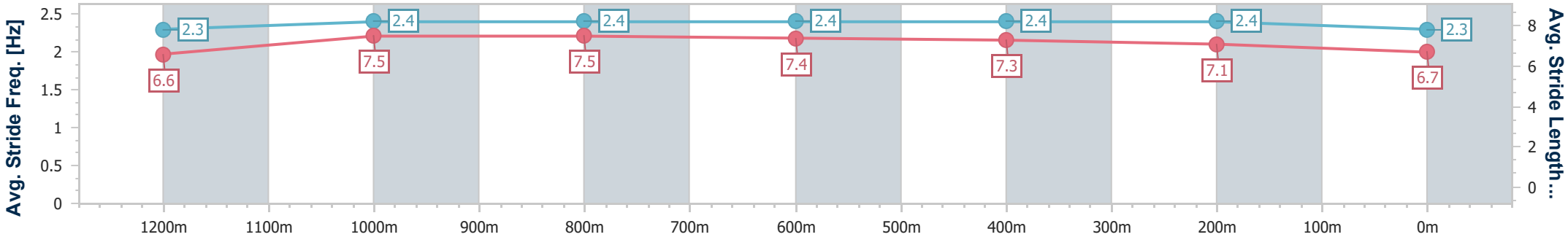

[ ]	Ranking at each section and finish
-:--.--	No data available at this section
NA	No data available

data processed by TRIPLESDATA

Horse/Jockey Name	Pizarro
Final Rank	9
Fastest Section Time (Section)	0:10.88 (1200m)
Top Speed [km/h] (Section)	67.5 (1200m)
Race State	Finished

TAB

Eagle Farm QLD Professional

Race 3: INSPIRED BUILT BENCHMARK 78 Handicap - 1400m

26 April 2025 - 12:50

Track Rating: Heavy 8, Weather: Fine, Rail Position: +5m Entire

BRISBANE RACING CLUB

Section	Overall	1200m	1000m	800m	600m	400m	200m
Section Times	1:24.91 [9] (0:13.33)	1:11.58 [11] (0:10.88)	1:00.70 [10] (0:11.51)	0:49.19 [9] (0:12.07)	0:37.12 [7] (0:11.94)	0:25.18 [6] (0:11.98)	0:13.20 [10] (0:13.20)
Average Speed [km/h]	54.4	66.5	64.7	61.4	62.2	60.0	54.6
Top Speed [km/h]	65.8	67.5	67.0	62.4	63.9	61.5	58.2
Avg. Dist. to Rail [m]	10.2	7.5	6.8	6.4	6.3	7.4	9.3
Avg. Stride Freq. [Hz]	2.3	2.5	2.5	2.4	2.4	2.4	2.3
Avg. Stride Length [m]	6.5	7.4	7.3	7.1	7.1	6.8	6.5

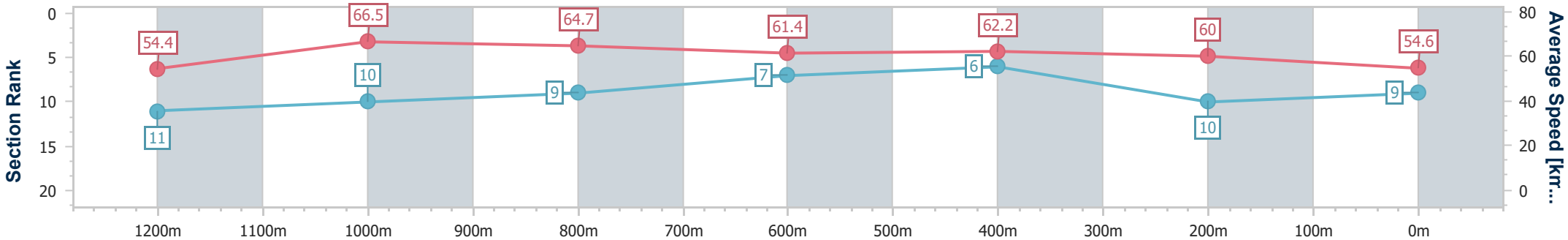

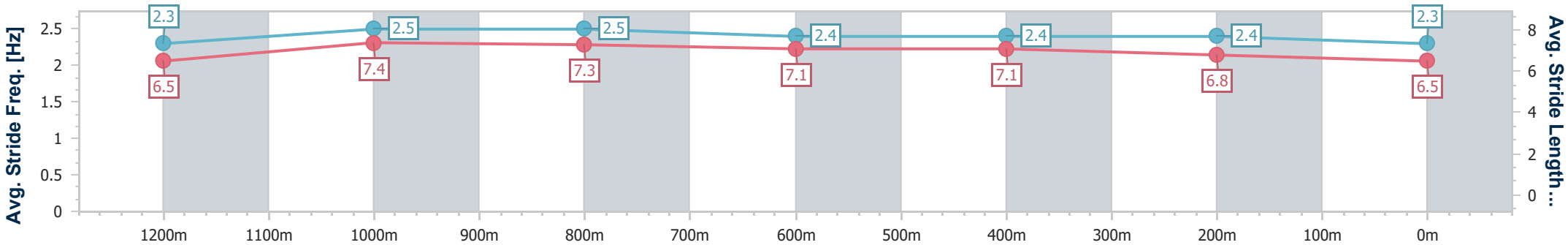

[ ]	Ranking at each section and finish
-:--.--	No data available at this section
NA	No data available

data processed by TRIPLESDATA

Horse/Jockey Name	Beaux Rumble
Final Rank	10
Fastest Section Time (Section)	0:10.57 (1200m)
Top Speed [km/h] (Section)	69.5 (1200m)
Race State	Finished

TAB

Eagle Farm QLD Professional

Race 3: INSPIRED BUILT BENCHMARK 78 Handicap - 1400m

26 April 2025 - 12:50

Track Rating: Heavy 8, Weather: Fine, Rail Position: +5m Entire

BRISBANE RACING CLUB

Section	Overall	1200m	1000m	800m	600m	400m	200m
Section Times	1:25.01 [10] (0:12.79)	1:12.22 [2] (0:10.57)	1:01.65 [1] (0:11.61)	0:50.04 [2] (0:12.29)	0:37.75 [3] (0:12.25)	0:25.50 [3] (0:12.00)	0:13.50 [7] (0:13.50)
Average Speed [km/h]	56.7	68.3	64.7	61.2	60.6	60.0	53.4
Top Speed [km/h]	67.4	69.5	67.8	62.8	61.9	62.2	57.8
Avg. Dist. to Rail [m]	10.4	7.3	8.5	8.7	6.7	7.0	8.9
Avg. Stride Freq. [Hz]	2.3	2.5	2.4	2.3	2.3	2.3	2.2
Avg. Stride Length [m]	6.8	7.7	7.5	7.4	7.3	7.2	6.7

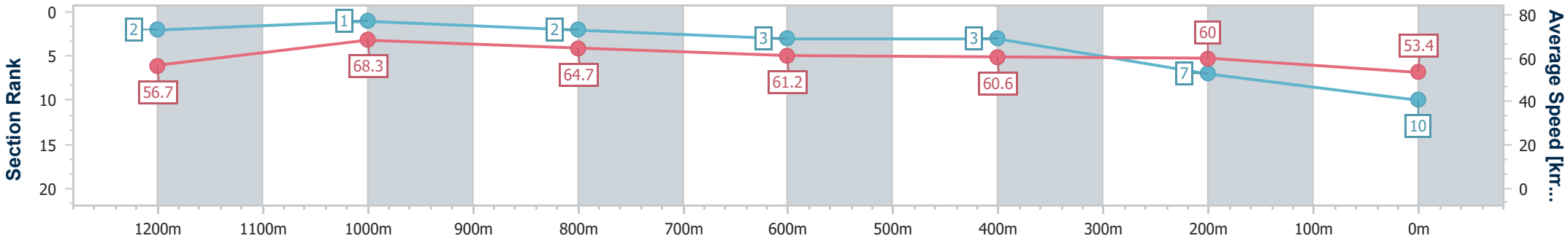

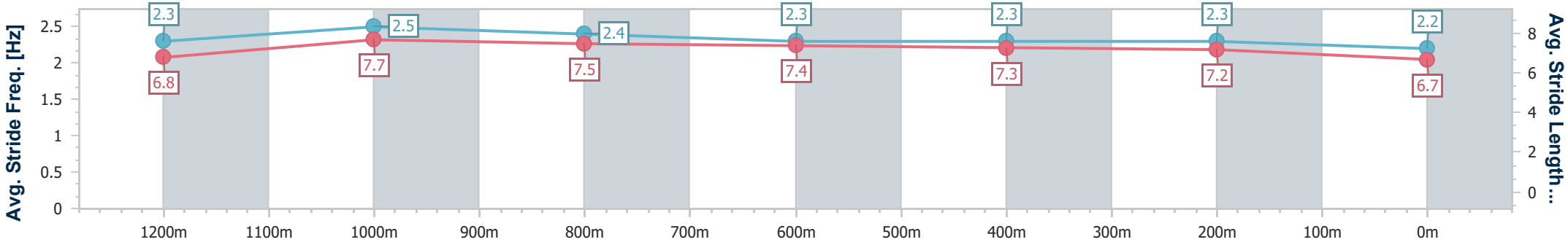

[ ]	Ranking at each section and finish
-:--.--	No data available at this section
NA	No data available

data processed by TRIPLESDATA

Horse/Jockey Name	Sha Of Gomer
Final Rank	11
Fastest Section Time (Section)	0:10.64 (1200m)
Top Speed [km/h] (Section)	69.4 (1200m)
Race State	Finished

TAB

Eagle Farm QLD Professional

Race 3: INSPIRED BUILT BENCHMARK 78 Handicap - 1400m

26 April 2025 - 12:50

Track Rating: Heavy 8, Weather: Fine, Rail Position: +5m Entire

BRISBANE RACING CLUB

Section	Overall	1200m	1000m	800m	600m	400m	200m
Section Times	1:25.09 [11] (0:12.75)	1:12.34 [1] (0:10.64)	1:01.70 [3] (0:11.65)	0:50.05 [3] (0:12.09)	0:37.96 [2] (0:12.21)	0:25.75 [1] (0:12.04)	0:13.71 [4] (0:13.71)
Average Speed [km/h]	56.9	68.0	64.3	61.4	61.5	59.8	52.5
Top Speed [km/h]	68.6	69.4	67.3	63.0	62.5	62.0	57.1
Avg. Dist. to Rail [m]	13.4	7.7	7.3	7.4	8.4	11.3	12.4
Avg. Stride Freq. [Hz]	2.3	2.5	2.4	2.3	2.4	2.4	2.2
Avg. Stride Length [m]	6.8	7.7	7.5	7.4	7.3	6.9	6.6

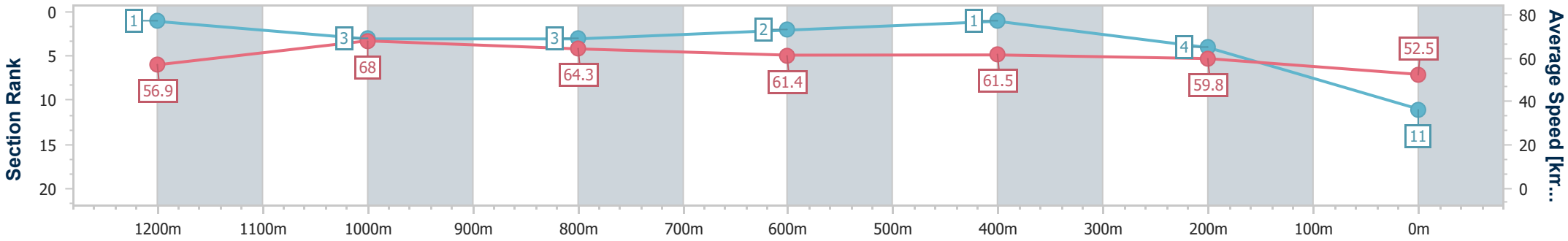

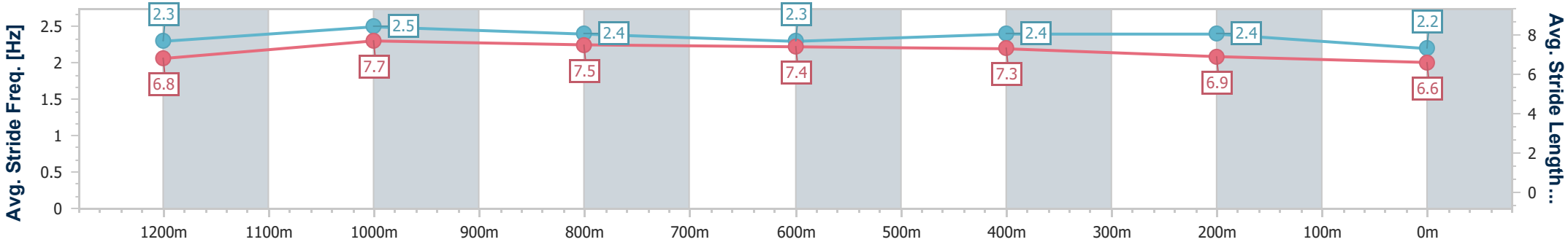

[ ]	Ranking at each section and finish
-:--.--	No data available at this section
NA	No data available

data processed by TRIPLESDATA

Horse/Jockey Name	Naval Trader
Final Rank	12
Fastest Section Time (Section)	0:10.87 (1200m)
Top Speed [km/h] (Section)	67.5 (1200m)
Race State	Finished

TAB

Eagle Farm QLD Professional

Race 3: INSPIRED BUILT BENCHMARK 78 Handicap - 1400m

26 April 2025 - 12:50

Track Rating: Heavy 8, Weather: Fine, Rail Position: +5m Entire

BRISBANE RACING CLUB

Section	Overall	1200m	1000m	800m	600m	400m	200m
Section Times	1:25.24 [12] (0:13.35)	1:11.89 [12] (0:10.87)	1:01.02 [11] (0:11.56)	0:49.46 [10] (0:12.26)	0:37.20 [12] (0:11.95)	0:25.25 [11] (0:12.05)	0:13.20 [12] (0:13.20)
Average Speed [km/h]	54.2	66.4	64.4	60.9	62.8	59.5	54.6
Top Speed [km/h]	65.6	67.5	67.1	63.7	63.7	62.7	57.6
Avg. Dist. to Rail [m]	10.7	6.2	6.5	7.6	8.1	10.5	11.2
Avg. Stride Freq. [Hz]	2.2	2.3	2.3	2.3	2.3	2.3	2.1
Avg. Stride Length [m]	6.8	7.9	7.7	7.5	7.5	7.4	7.0

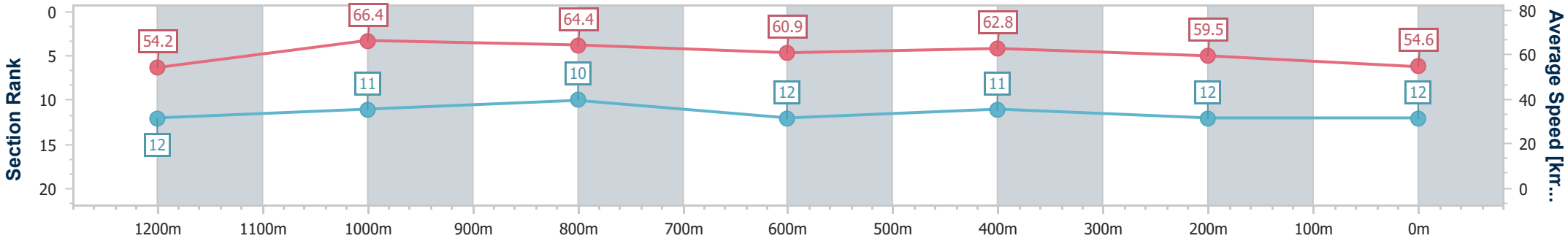

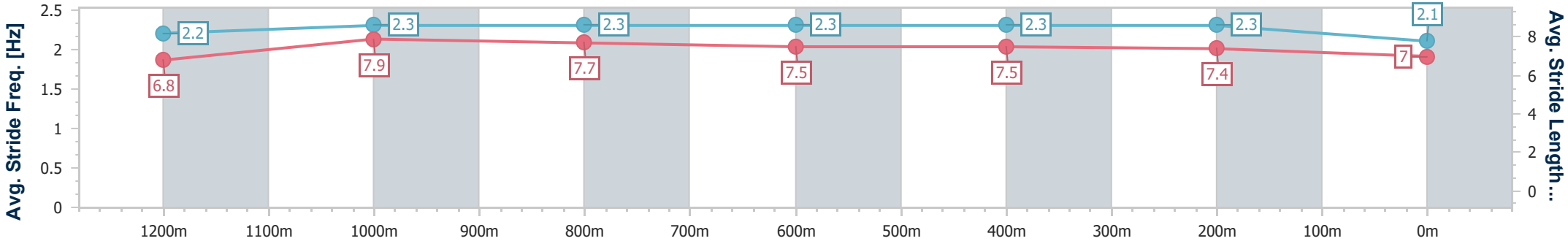

[ ]	Ranking at each section and finish
-:--.--	No data available at this section
NA	No data available

data processed by TRIPLESDATA

Horse/Jockey Name	Antonito
Final Rank	13
Fastest Section Time (Section)	0:10.72 (1200m)
Top Speed [km/h] (Section)	68.8 (1200m)
Race State	Finished

TAB

Eagle Farm QLD Professional

Race 3: INSPIRED BUILT BENCHMARK 78 Handicap - 1400m

26 April 2025 - 12:50

Track Rating: Heavy 8, Weather: Fine, Rail Position: +5m Entire

BRISBANE RACING CLUB

Section	Overall	1200m	1000m	800m	600m	400m	200m
Section Times	1:25.43 [13] (0:12.84)	1:12.59 [4] (0:10.72)	1:01.87 [4] (0:11.83)	0:50.04 [5] (0:12.16)	0:37.88 [5] (0:12.21)	0:25.67 [8] (0:12.35)	0:13.32 [13] (0:13.32)
Average Speed [km/h]	56.7	67.2	63.9	61.3	61.6	58.3	54.0
Top Speed [km/h]	67.5	68.8	65.8	63.1	62.2	61.9	56.5
Avg. Dist. to Rail [m]	17.3	11.3	9.1	7.7	8.4	12.0	12.8
Avg. Stride Freq. [Hz]	2.4	2.5	2.4	2.3	2.4	2.3	2.2
Avg. Stride Length [m]	6.6	7.3	7.4	7.3	7.1	7.1	6.7

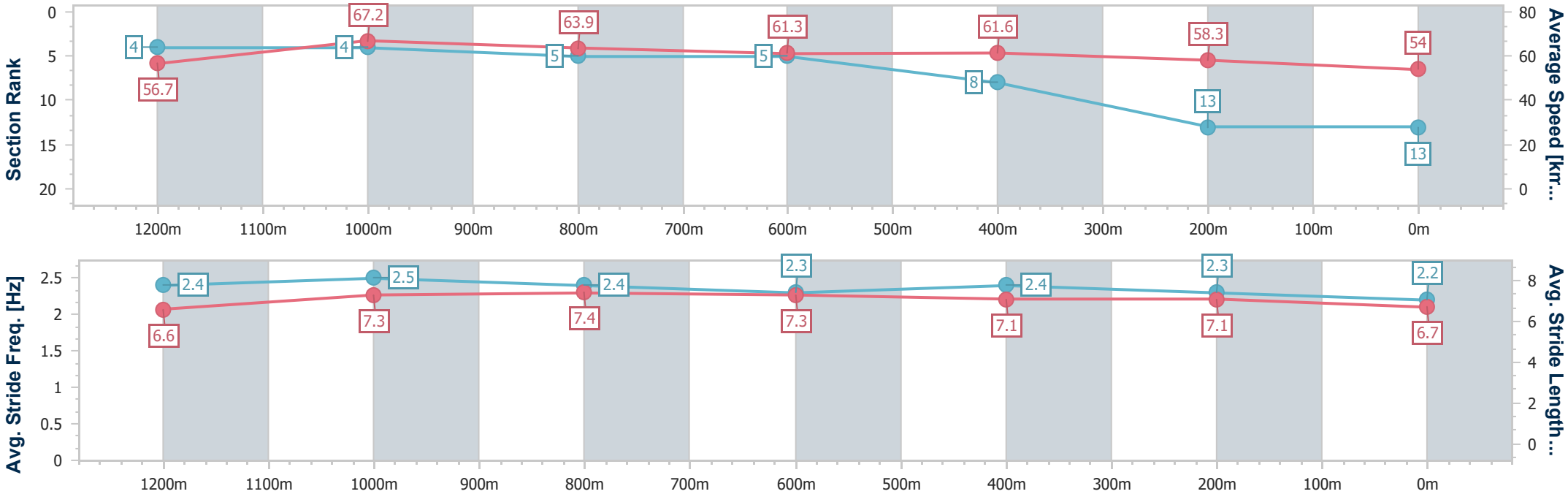

[ ]	Ranking at each section and finish
-:--.--	No data available at this section
NA	No data available

data processed by TRIPLESDATA

Horse/Jockey Name	Ocean Alps
Final Rank	14
Fastest Section Time (Section)	0:10.55 (1200m)
Top Speed [km/h] (Section)	69.0 (1200m)
Race State	Finished

Eagle Farm QLD Professional

Race 3: INSPIRED BUILT BENCHMARK 78 Handicap - 1400m

26 April 2025 - 12:50

Track Rating: Heavy 8, Weather: Fine, Rail Position: +5m Entire

BRISBANE RACING CLUB

Section	Overall	1200m	1000m	800m	600m	400m	200m
Section Times	1:28.85 [14] (0:12.82)	1:16.03 [3] (0:10.55)	1:05.48 [2] (0:11.52)	0:53.96 [1] (0:12.06)	0:41.90 [1] (0:12.41)	0:29.49 [2] (0:13.13)	0:16.36 [14] (0:16.36)
Average Speed [km/h]	56.8	68.3	65.3	61.6	59.8	55.0	44.0
Top Speed [km/h]	68.7	69.0	68.0	63.7	61.8	58.3	49.4
Avg. Dist. to Rail [m]	16.5	9.7	8.0	6.7	6.9	9.7	10.7
Avg. Stride Freq. [Hz]	2.3	2.5	2.5	2.4	2.4	2.3	2.0
Avg. Stride Length [m]	6.7	7.5	7.4	7.2	6.9	6.6	6.0

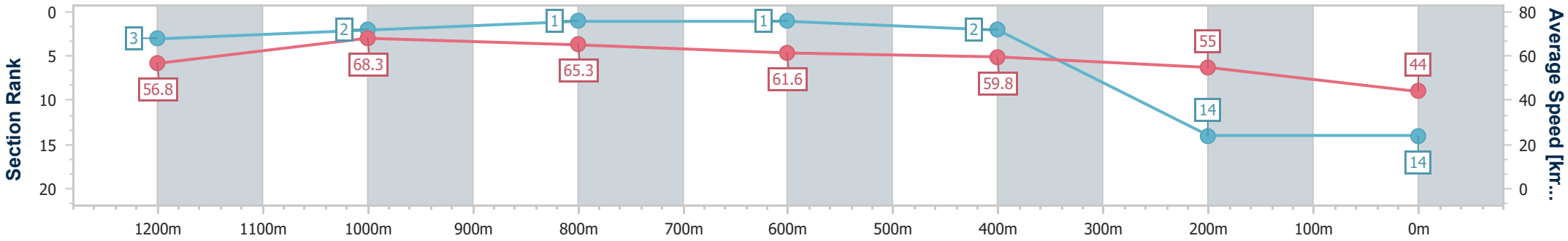

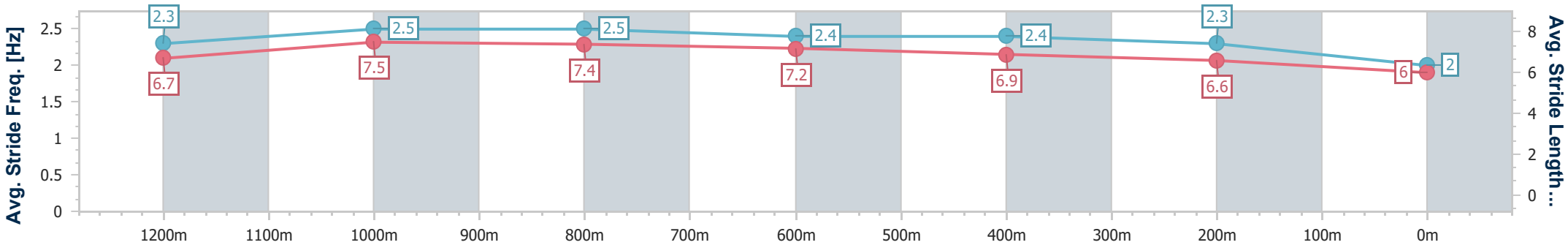

[ ]	Ranking at each section and finish
-:--.--	No data available at this section
NA	No data available

data processed by TRIPLESDATA

Eagle Farm QLD Professional

Race 4: FRESH SELECTIONS BENCHMARK 85 Handicap - 1000m

26 April 2025 - 13:24

BRISBANE RACING CLUB

Track Rating: Soft 7, Weather: Fine, Rail Position: +5m Entire

Section	Overall	800m	600m	400m	200m	Last 600m
Field Times	0:58.16 (0:12.60)	0:45.56 (0:11.04)	0:34.52 (0:11.38)	0:23.14 (0:11.18)	0:11.96 (0:11.96)	0:34.52

Rank	TAB	Horse/Jockey	Barrier	Top Speed [km/h]	Fastest Section						Margin		Distance Travelled [m]
1	7	HURTS SO GOOD	9	69.7	0:10.89	0:58.16 [1]	0:44.61 [10]	0:33.72 [10]	0:22.62 [10]	0:11.69 [7]	0:58.16	0:33.72	
		Noel Callow		800m	800m	(0:13.55)	(0:10.89)	(0:11.10)	(0:10.93)	(0:11.69)			
2	4	THE INFLICTOR	8	69.0	0:10.94	0:58.18 [2]	0:45.10 [6]	0:33.97 [8]	0:22.73 [8]	0:11.79 [6]	0.11L	0:33.97	+2
		Cejay Graham		600m	400m	(0:13.08)	(0:11.13)	(0:11.24)	(0:10.94)	(0:11.79)			
3	10	HOLY RACKET	7	68.8	0:11.08	0:58.26 [3]	0:45.54 [3]	0:34.31 [5]	0:23.14 [4]	0:12.06 [1]	0.58L	0:34.31	+2
		Kyle Wilson-Taylor		Overall	400m	(0:12.72)	(0:11.23)	(0:11.17)	(0:11.08)	(0:12.06)			
4	13	ENTERPRISE LUCIA	3	68.9	0:11.02	0:58.41 [4]	0:45.30 [7]	0:34.28 [7]	0:23.01 [7]	0:11.92 [8]	1.48L	0:34.28	-6
		Cody Collis		800m	800m	(0:13.11)	(0:11.02)	(0:11.27)	(0:11.09)	(0:11.92)			
5	2	BRERETON	12	69.6	0:10.94	0:58.42 [5]	0:45.73 [2]	0:34.49 [4]	0:23.11 [5]	0:12.17 [2]	1.57L	0:34.49	+6
		Martin Harley		Overall	400m	(0:12.69)	(0:11.24)	(0:11.38)	(0:10.94)	(0:12.17)			
6	3	NAVYONTHEHIGHWAY	2	70.2	0:10.99	0:58.51 [6]	0:45.79 [4]	0:34.80 [2]	0:23.49 [1]	0:12.24 [3]	2.09L	0:34.80	-4
		Tahlia Fenlon		Overall	800m	(0:12.72)	(0:10.99)	(0:11.31)	(0:11.25)	(0:12.24)			
7	1	RUBIQUITOUS	11	70.4	0:10.91	0:58.52 [7]	0:45.71 [5]	0:34.80 [3]	0:23.48 [2]	0:12.24 [4]	2.11L	0:34.80	+0
		Courtney Bellamy		800m	800m	(0:12.81)	(0:10.91)	(0:11.32)	(0:11.24)	(0:12.24)			
8	12	MIO SORRENTO	4	68.3	0:10.99	0:58.61 [8]	0:45.33 [9]	0:34.34 [9]	0:23.11 [9]	0:11.98 [10]	2.64L	0:34.34	-5
		Taylor Marshall		800m	800m	(0:13.28)	(0:10.99)	(0:11.23)	(0:11.13)	(0:11.98)			
9	5	DALAVIN	6	69.5	0:10.93	0:58.81 [9]	0:45.69 [8]	0:34.76 [6]	0:23.46 [6]	0:12.27 [9]	3.85L	0:34.76	-5
		Luke Dempsey		800m	800m	(0:13.12)	(0:10.93)	(0:11.30)	(0:11.19)	(0:12.27)			
10	6	BLACK ON BEAUTY	1	69.9	0:11.04	0:59.00 [10]	0:46.40 [1]	0:35.36 [1]	0:23.88 [3]	0:12.66 [5]	4.98L	0:35.36	+0
		Angela Jones		Overall	800m	(0:12.60)	(0:11.04)	(0:11.48)	(0:11.22)	(0:12.66)			

Scratched: Skywolf (#8), Bulsara (#11), Maximum Output (#9)

[ ]	Ranking at each section and finish	SCN	Saddle cloth number
-:--.--	No data available at this section	DNF	Did not finish
NA	No data available	DNT	Did not track

data processed by TRIPLESDATA

Horse/Jockey Name	Hurts So Good
Final Rank	1
Fastest Section Time (Section)	0:10.89 (800m)
Top Speed [km/h] (Section)	69.7 (800m)
Race State	Finished

TAB

Eagle Farm QLD Professional

Race 4: FRESH SELECTIONS BENCHMARK 85 Handicap - 1000m

26 April 2025 - 13:24

Track Rating: Soft 7, Weather: Fine, Rail Position: +5m Entire

BRISBANE RACING CLUB

Section	Overall	800m	600m	400m	200m
Section Times	0:58.16 [1] (0:13.55)	0:44.61 [10] (0:10.89)	0:33.72 [10] (0:11.10)	0:22.62 [10] (0:10.93)	0:11.69 [7] (0:11.69)
Average Speed [km/h]	54.2	69.0	68.0	65.7	61.7
Top Speed [km/h]	67.8	69.7	69.3	67.5	63.8
Avg. Dist. to Rail [m]	11.6	8.9	9.8	12.8	11.0
Avg. Stride Freq. [Hz]	2.2	2.4	2.4	2.5	2.4
Avg. Stride Length [m]	6.7	7.6	7.5	7.4	7.0

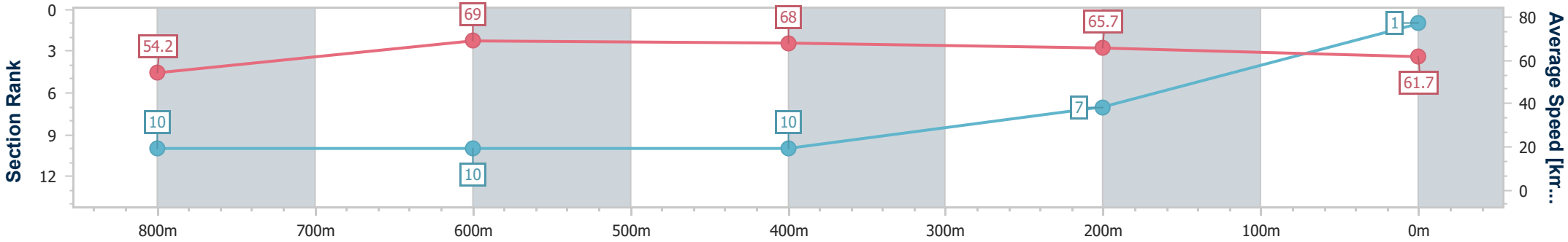

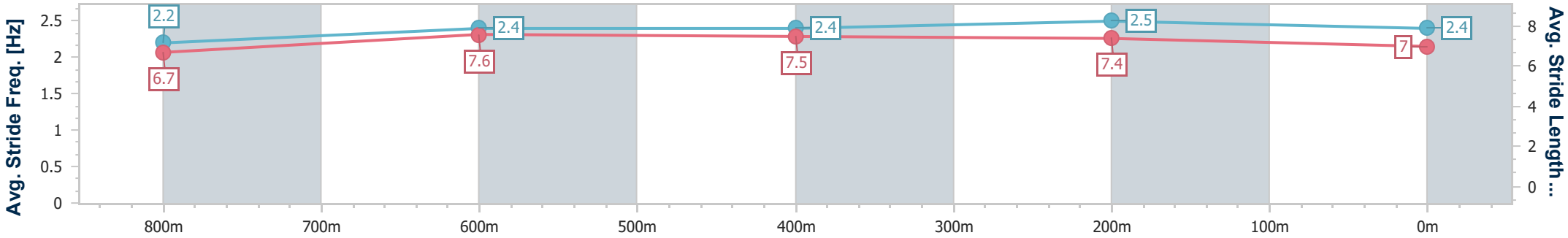

[ ]	Ranking at each section and finish
-:--.--	No data available at this section
NA	No data available

data processed by TRIPLESDATA

Horse/Jockey Name	The Inflictor
Final Rank	2
Fastest Section Time (Section)	0:10.94 (400m)
Top Speed [km/h] (Section)	69.0 (600m)
Race State	Finished

TAB

Eagle Farm QLD Professional

Race 4: FRESH SELECTIONS BENCHMARK 85 Handicap - 1000m

26 April 2025 - 13:24

Track Rating: Soft 7, Weather: Fine, Rail Position: +5m Entire

BRISBANE RACING CLUB

Section	Overall	800m	600m	400m	200m
Section Times	0:58.18 [2] (0:13.08)	0:45.10 [6] (0:11.13)	0:33.97 [8] (0:11.24)	0:22.73 [8] (0:10.94)	0:11.79 [6] (0:11.79)
Average Speed [km/h]	56.1	68.0	67.2	65.9	61.3
Top Speed [km/h]	67.6	68.5	69.0	67.5	63.2
Avg. Dist. to Rail [m]	11.0	10.0	10.1	10.3	6.6
Avg. Stride Freq. [Hz]	2.3	2.5	2.4	2.4	2.3
Avg. Stride Length [m]	6.7	7.6	7.7	7.7	7.3

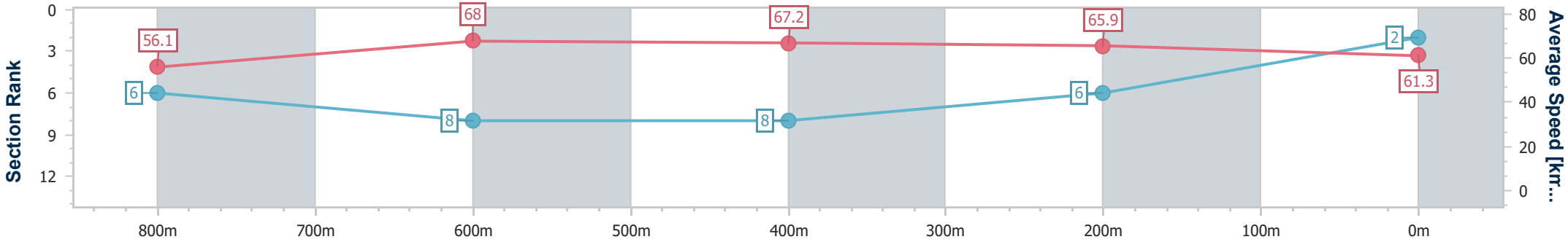

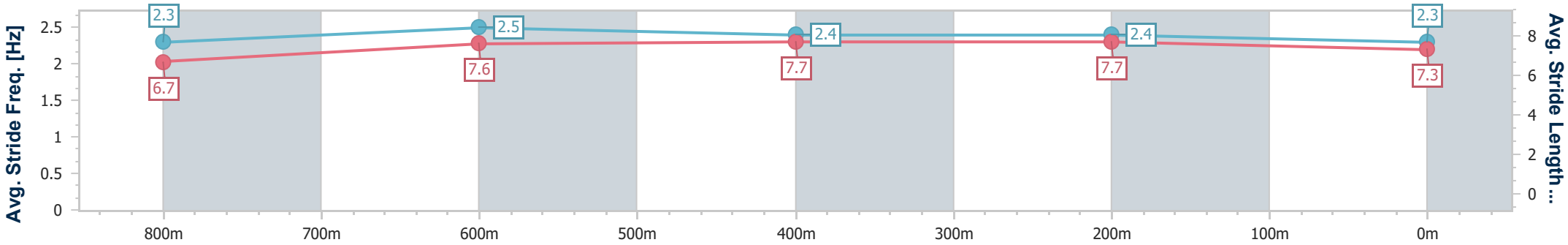

[ ]	Ranking at each section and finish
-:--.--	No data available at this section
NA	No data available

data processed by TRIPLESDATA

Horse/Jockey Name	Holy Racket
Final Rank	3
Fastest Section Time (Section)	0:11.08 (400m)
Top Speed [km/h] (Section)	68.8 (Overall)
Race State	Finished

TAB

Eagle Farm QLD Professional

Race 4: FRESH SELECTIONS BENCHMARK 85 Handicap - 1000m

26 April 2025 - 13:24

Track Rating: Soft 7, Weather: Fine, Rail Position: +5m Entire

BRISBANE RACING CLUB

Section	Overall	800m	600m	400m	200m
Section Times	0:58.26 [3] (0:12.72)	0:45.54 [3] (0:11.23)	0:34.31 [5] (0:11.17)	0:23.14 [4] (0:11.08)	0:12.06 [1] (0:12.06)
Average Speed [km/h]	57.8	67.4	67.5	65.0	59.8
Top Speed [km/h]	68.8	68.7	68.5	67.3	62.8
Avg. Dist. to Rail [m]	11.3	10.8	9.4	10.5	7.6
Avg. Stride Freq. [Hz]	2.4	2.5	2.5	2.5	2.4
Avg. Stride Length [m]	6.7	7.4	7.4	7.2	7.0

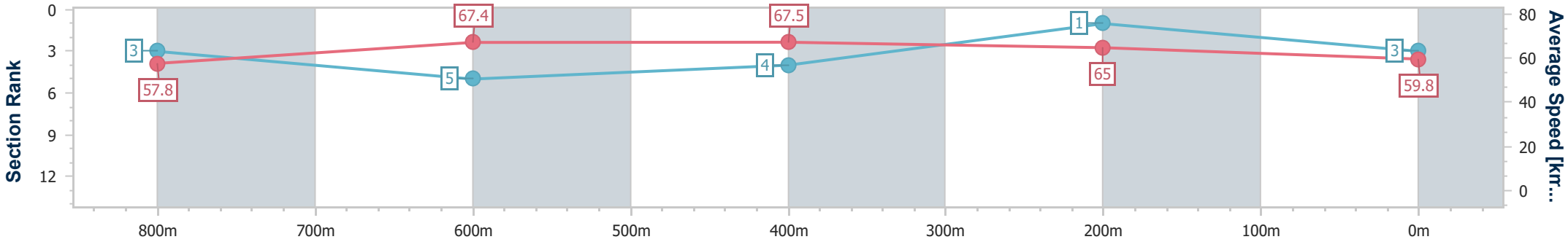

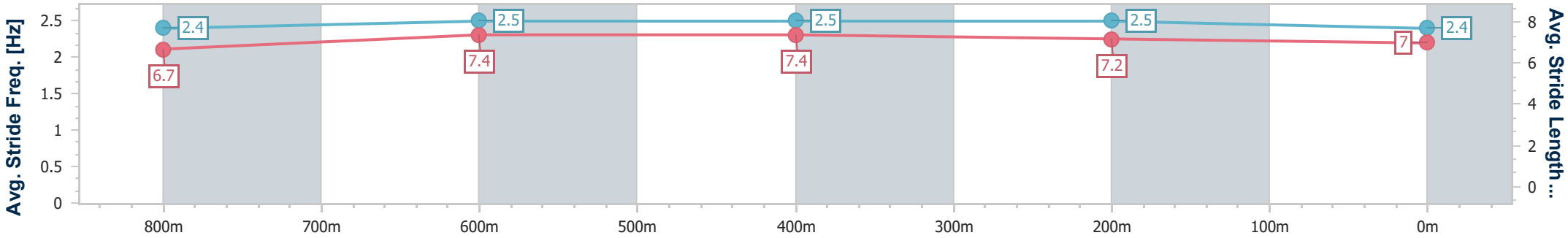

[ ]	Ranking at each section and finish
-:--.--	No data available at this section
NA	No data available

data processed by TRIPLESDATA

Horse/Jockey Name	Enterprise Lucia
Final Rank	4
Fastest Section Time (Section)	0:11.02 (800m)
Top Speed [km/h] (Section)	68.9 (800m)
Race State	Finished

TAB

Eagle Farm QLD Professional

Race 4: FRESH SELECTIONS BENCHMARK 85 Handicap - 1000m

26 April 2025 - 13:24

Track Rating: Soft 7, Weather: Fine, Rail Position: +5m Entire

BRISBANE RACING CLUB

Section	Overall	800m	600m	400m	200m
Section Times	0:58.41 [4] (0:13.11)	0:45.30 [7] (0:11.02)	0:34.28 [7] (0:11.27)	0:23.01 [7] (0:11.09)	0:11.92 [8] (0:11.92)
Average Speed [km/h]	56.0	67.4	65.8	65.0	60.3
Top Speed [km/h]	68.3	68.9	66.8	66.5	63.2
Avg. Dist. to Rail [m]	8.9	7.4	5.9	5.5	4.4
Avg. Stride Freq. [Hz]	2.3	2.4	2.4	2.4	2.4
Avg. Stride Length [m]	6.9	7.8	7.6	7.5	7.1

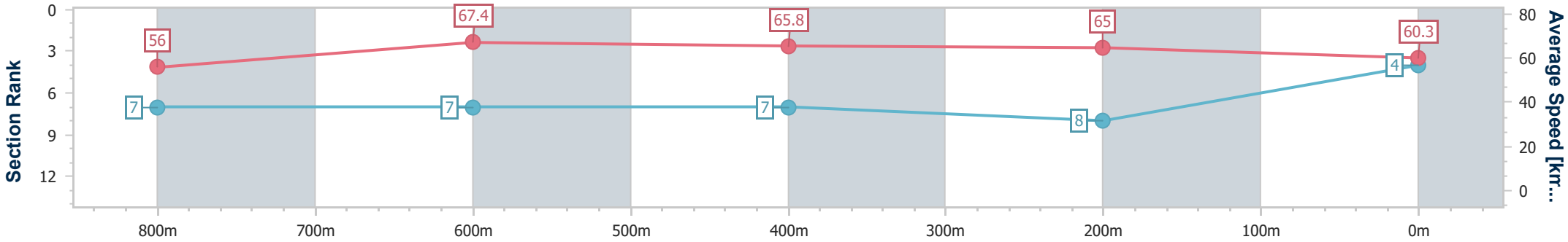

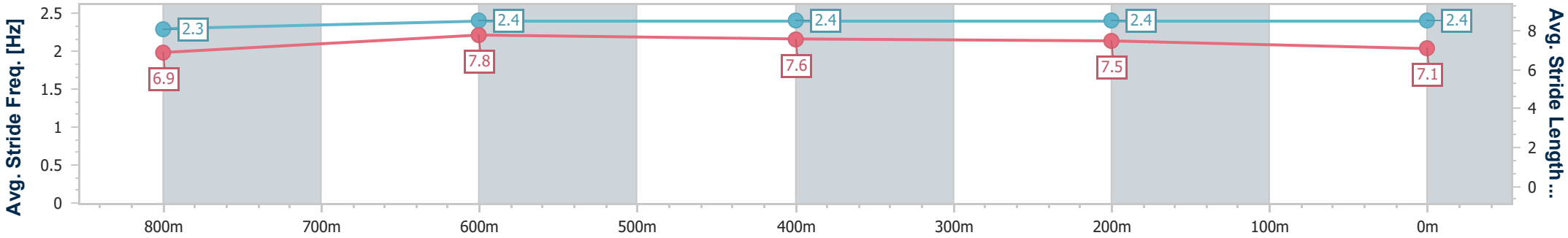

[ ]	Ranking at each section and finish
-:--.--	No data available at this section
NA	No data available

data processed by TRIPLESDATA

Horse/Jockey Name	Brereton
Final Rank	5
Fastest Section Time (Section)	0:10.94 (400m)
Top Speed [km/h] (Section)	69.6 (Overall)
Race State	Finished

TAB

Eagle Farm QLD Professional

Race 4: FRESH SELECTIONS BENCHMARK 85 Handicap - 1000m

26 April 2025 - 13:24

Track Rating: Soft 7, Weather: Fine, Rail Position: +5m Entire

BRISBANE RACING CLUB

Section	Overall	800m	600m	400m	200m
Section Times	0:58.42 [5] (0:12.69)	0:45.73 [2] (0:11.24)	0:34.49 [4] (0:11.38)	0:23.11 [5] (0:10.94)	0:12.17 [2] (0:12.17)
Average Speed [km/h]	58.0	68.0	66.9	65.8	59.1
Top Speed [km/h]	69.6	68.9	68.1	68.2	62.7
Avg. Dist. to Rail [m]	13.4	13.1	10.6	11.0	10.9
Avg. Stride Freq. [Hz]	2.4	2.5	2.4	2.5	2.4
Avg. Stride Length [m]	6.9	7.4	7.6	7.4	7.0

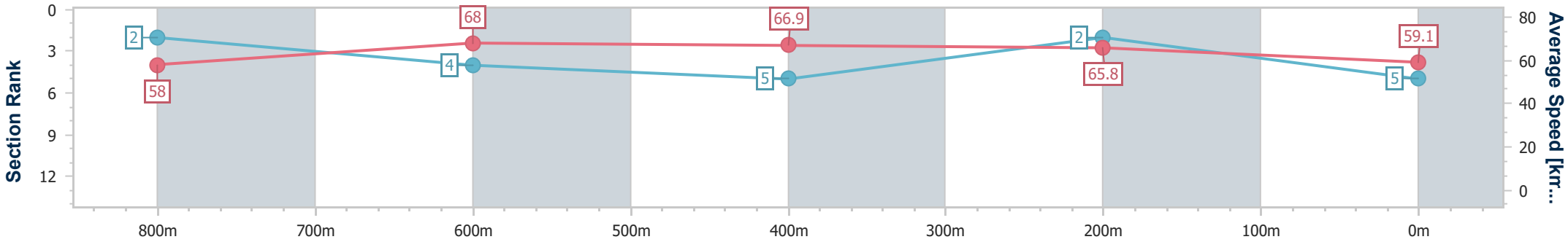

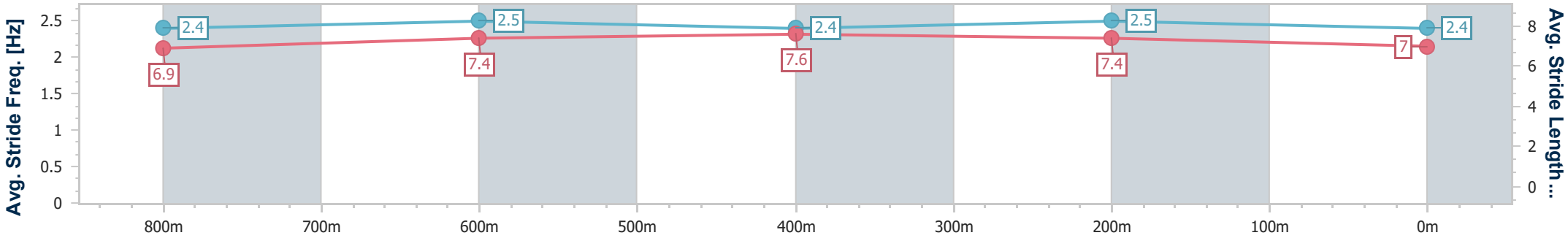

[ ]	Ranking at each section and finish
-:--.--	No data available at this section
NA	No data available

data processed by TRIPLESDATA

Horse/Jockey Name	Navyonthehighway
Final Rank	6
Fastest Section Time (Section)	0:10.99 (800m)
Top Speed [km/h] (Section)	70.2 (Overall)
Race State	Finished

Eagle Farm QLD Professional

Race 4: FRESH SELECTIONS BENCHMARK 85 Handicap - 1000m

26 April 2025 - 13:24

Track Rating: Soft 7, Weather: Fine, Rail Position: +5m Entire

BRISBANE RACING CLUB

Section	Overall	800m	600m	400m	200m
Section Times	0:58.51 [6] (0:12.72)	0:45.79 [4] (0:10.99)	0:34.80 [2] (0:11.31)	0:23.49 [1] (0:11.25)	0:12.24 [3] (0:12.24)
Average Speed [km/h]	57.5	68.1	66.0	64.0	58.7
Top Speed [km/h]	70.2	69.3	67.0	65.4	62.1
Avg. Dist. to Rail [m]	7.8	8.0	7.0	6.2	4.9
Avg. Stride Freq. [Hz]	2.5	2.6	2.5	2.5	2.4
Avg. Stride Length [m]	6.5	7.3	7.3	7.0	6.7

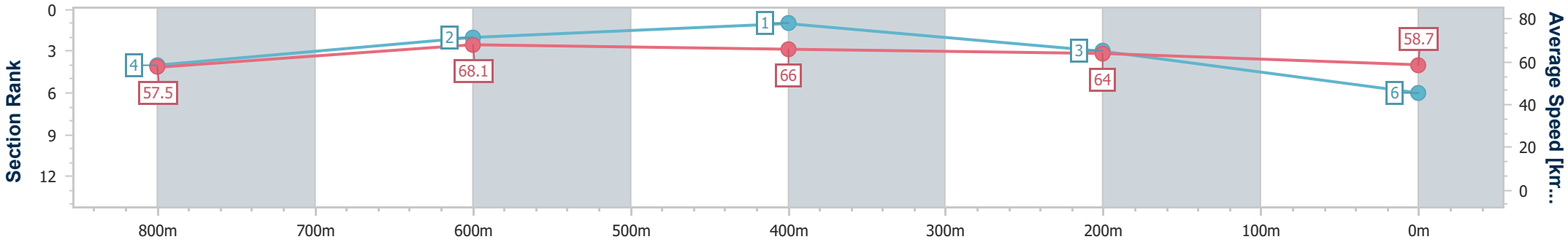

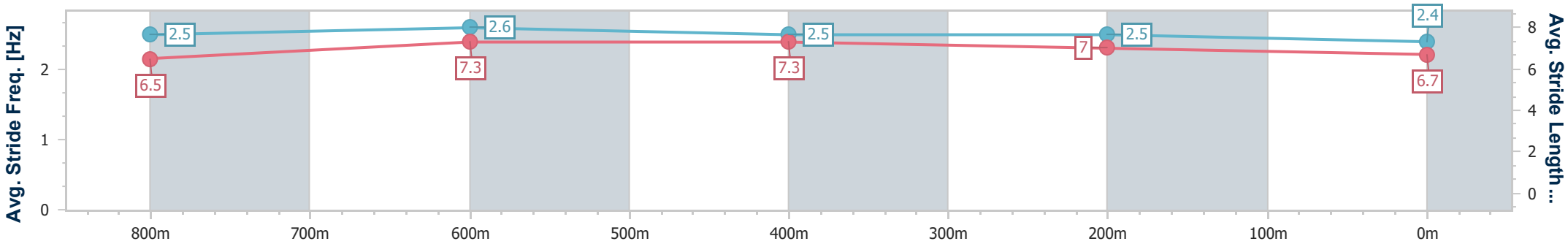

[ ]	Ranking at each section and finish
-:--.--	No data available at this section
NA	No data available

data processed by TRIPLESDATA

Horse/Jockey Name	Rubiquitous
Final Rank	7
Fastest Section Time (Section)	0:10.91 (800m)
Top Speed [km/h] (Section)	70.4 (800m)
Race State	Finished

TAB

Eagle Farm QLD Professional

Race 4: FRESH SELECTIONS BENCHMARK 85 Handicap - 1000m

26 April 2025 - 13:24

Track Rating: Soft 7, Weather: Fine, Rail Position: +5m Entire

BRISBANE RACING CLUB

Section	Overall	800m	600m	400m	200m
Section Times	0:58.52 [7] (0:12.81)	0:45.71 [5] (0:10.91)	0:34.80 [3] (0:11.32)	0:23.48 [2] (0:11.24)	0:12.24 [4] (0:12.24)
Average Speed [km/h]	57.4	68.8	66.5	64.1	58.7
Top Speed [km/h]	69.8	70.4	67.1	65.4	62.6
Avg. Dist. to Rail [m]	11.6	9.6	8.6	9.1	9.3
Avg. Stride Freq. [Hz]	2.3	2.4	2.3	2.3	2.2
Avg. Stride Length [m]	6.9	7.7	7.7	7.6	7.3

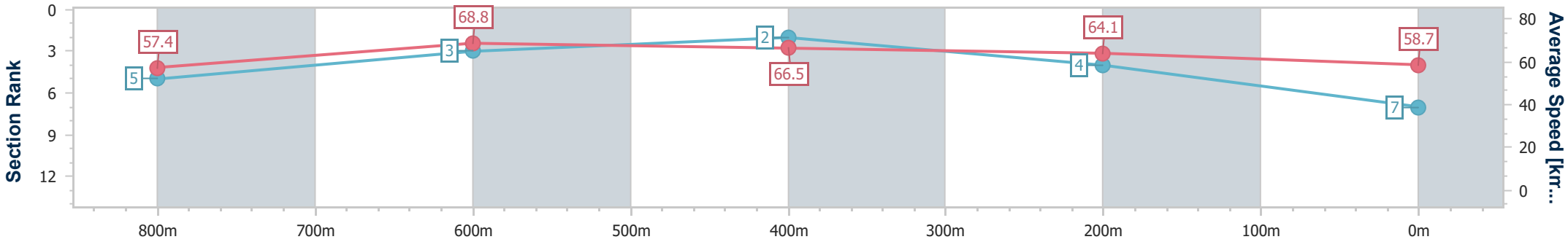

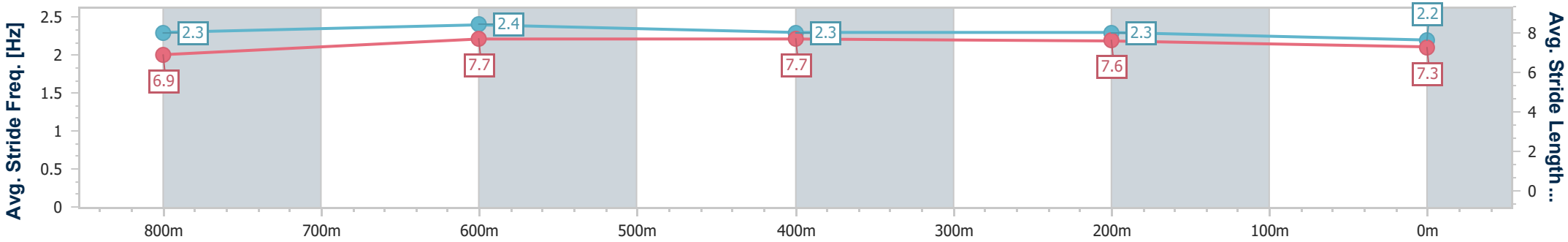

[ ]	Ranking at each section and finish
-:--.--	No data available at this section
NA	No data available

data processed by TRIPLESDATA

Horse/Jockey Name	Mio Sorrento
Final Rank	8
Fastest Section Time (Section)	0:10.99 (800m)
Top Speed [km/h] (Section)	68.3 (800m)
Race State	Finished

TAB

Eagle Farm QLD Professional

Race 4: FRESH SELECTIONS BENCHMARK 85 Handicap - 1000m

26 April 2025 - 13:24

Track Rating: Soft 7, Weather: Fine, Rail Position: +5m Entire

BRISBANE RACING CLUB

Section	Overall	800m	600m	400m	200m
Section Times	0:58.61 [8] (0:13.28)	0:45.33 [9] (0:10.99)	0:34.34 [9] (0:11.23)	0:23.11 [9] (0:11.13)	0:11.98 [10] (0:11.98)
Average Speed [km/h]	54.9	67.9	66.4	64.6	60.2
Top Speed [km/h]	67.8	68.3	66.9	66.0	62.7
Avg. Dist. to Rail [m]	8.7	7.3	6.7	8.9	10.6
Avg. Stride Freq. [Hz]	2.2	2.4	2.4	2.4	2.3
Avg. Stride Length [m]	6.9	7.7	7.7	7.5	7.2

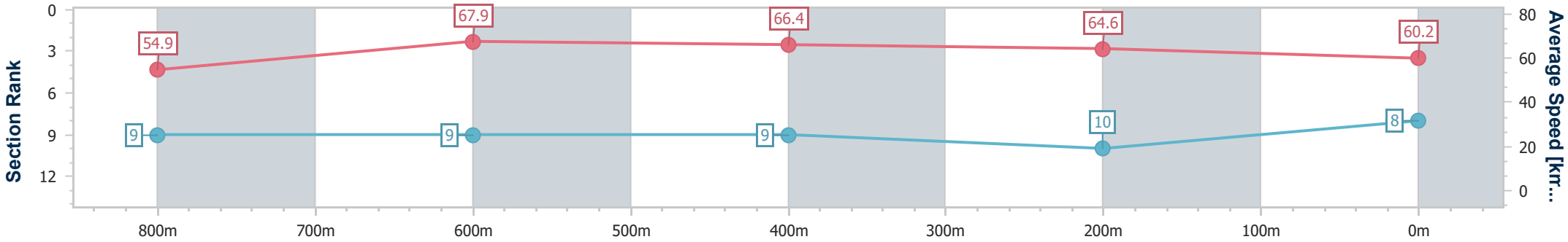

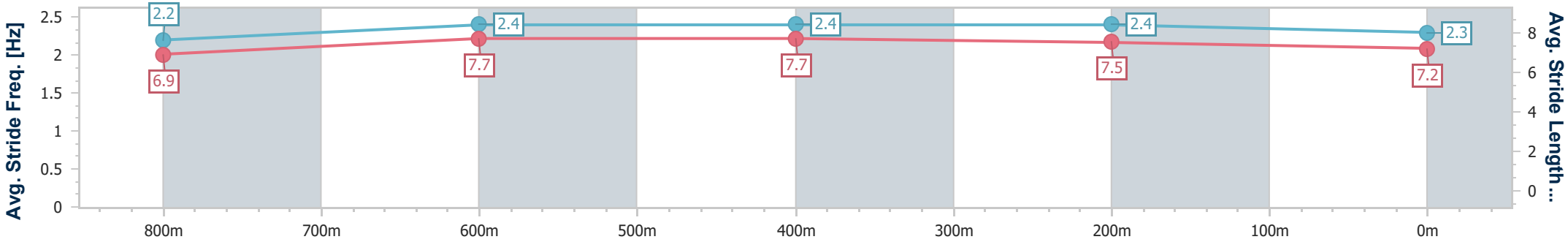

[ ]	Ranking at each section and finish
-:--.--	No data available at this section
NA	No data available

data processed by TRIPLESDATA

Horse/Jockey Name	Dalavin
Final Rank	9
Fastest Section Time (Section)	0:10.93 (800m)
Top Speed [km/h] (Section)	69.5 (800m)
Race State	Finished

TAB

Eagle Farm QLD Professional

Race 4: FRESH SELECTIONS BENCHMARK 85 Handicap - 1000m

26 April 2025 - 13:24

Track Rating: Soft 7, Weather: Fine, Rail Position: +5m Entire

BRISBANE RACING CLUB

Section	Overall	800m	600m	400m	200m
Section Times	0:58.81 [9] (0:13.12)	0:45.69 [8] (0:10.93)	0:34.76 [6] (0:11.30)	0:23.46 [6] (0:11.19)	0:12.27 [9] (0:12.27)
Average Speed [km/h]	55.7	68.2	66.0	64.3	58.7
Top Speed [km/h]	69.3	69.5	66.5	65.5	62.2
Avg. Dist. to Rail [m]	9.1	7.8	6.9	7.8	7.2
Avg. Stride Freq. [Hz]	2.3	2.5	2.4	2.4	2.3
Avg. Stride Length [m]	6.6	7.4	7.2	7.3	7.0

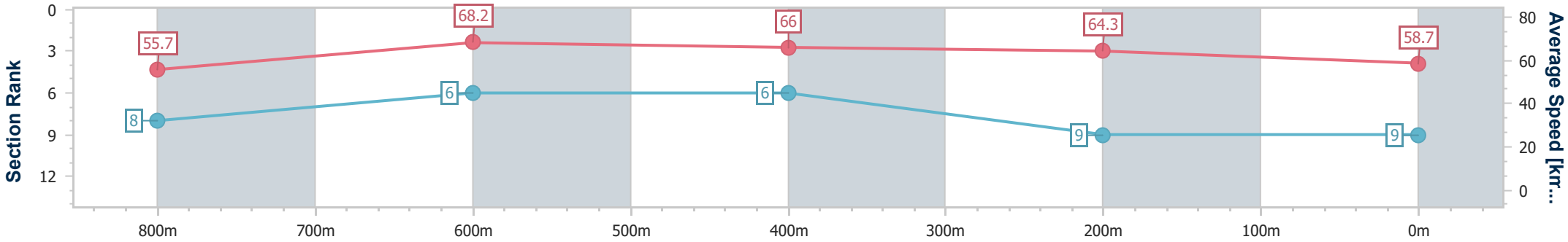

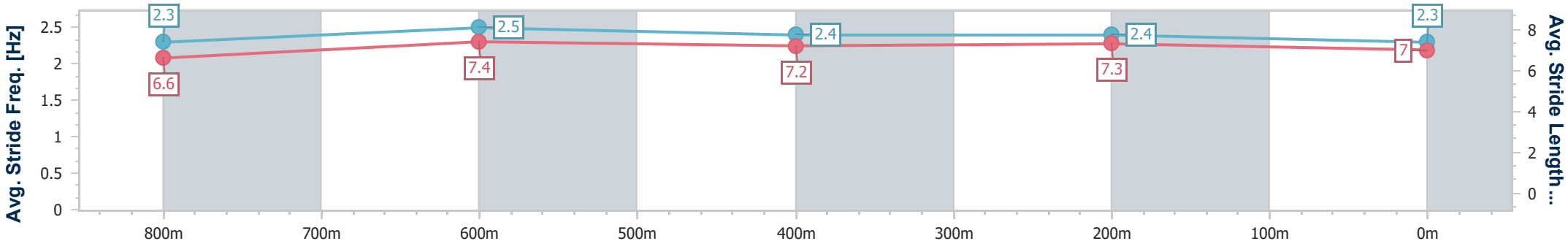

[ ]	Ranking at each section and finish
-:--.--	No data available at this section
NA	No data available

data processed by TRIPLESDATA

Horse/Jockey Name	Black On Beauty
Final Rank	10
Fastest Section Time (Section)	0:11.04 (800m)
Top Speed [km/h] (Section)	69.9 (Overall)
Race State	Finished

TAB

Eagle Farm QLD Professional

Race 4: FRESH SELECTIONS BENCHMARK 85 Handicap - 1000m

26 April 2025 - 13:24

Track Rating: Soft 7, Weather: Fine, Rail Position: +5m Entire

BRISBANE RACING CLUB

Section	Overall	800m	600m	400m	200m
Section Times	0:59.00 [10] (0:12.60)	0:46.40 [1] (0:11.04)	0:35.36 [1] (0:11.48)	0:23.88 [3] (0:11.22)	0:12.66 [5] (0:12.66)
Average Speed [km/h]	57.9	68.1	65.9	64.3	56.9
Top Speed [km/h]	69.9	69.8	66.5	65.5	61.5
Avg. Dist. to Rail [m]	6.8	9.1	10.0	8.9	7.1
Avg. Stride Freq. [Hz]	2.4	2.4	2.4	2.4	2.2
Avg. Stride Length [m]	6.7	7.4	7.2	7.3	7.1

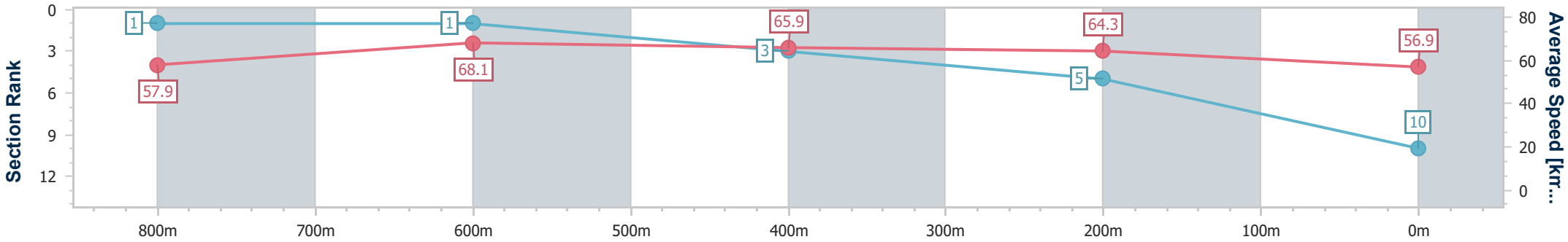

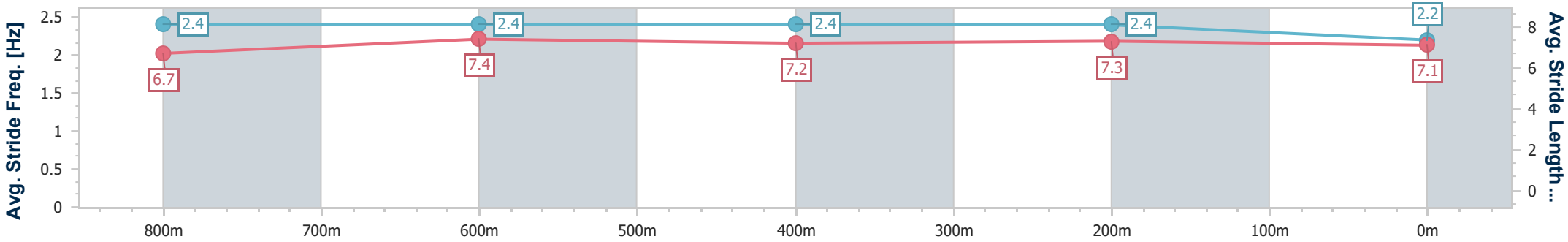

[ ]	Ranking at each section and finish
-:--.--	No data available at this section
NA	No data available

data processed by TRIPLESDATA

Eagle Farm QLD Professional

Race 5: AQUIS STALLIONS CALAWAY GAL - 1200m

26 April 2025 - 13:59

BRISBANE RACING CLUB

Track Rating: Soft 7, Weather: Fine, Rail Position: +5m Entire

Section	Overall	1000m	800m	600m	400m	200m	Last 600m
Field Times	1:11.56 (0:12.41)	0:59.15 (0:11.32)	0:47.83 (0:12.03)	0:35.80 (0:12.03)	0:23.77 (0:11.52)	0:12.25 (0:12.25)	0:35.80

Rank	TAB	Horse/Jockey	Barrier	Top Speed [km/h]	Fastest Section	Overall	1000m	800m	600m	400m	200m	Margin	Last 600m	Distance Travelled [m]
1	3	DRAGONNE ROUGE	5	66.9	0:11.34	1:11.56 [1]	0:58.92 [5]	0:47.34 [5]	0:35.63 [4]	0:23.59 [4]	0:12.25 [1]	1:11.56	0:35.63	
		Andrew Mallyon		Overall	400m	(0:12.64)	(0:11.58)	(0:11.71)	(0:12.04)	(0:11.34)	(0:12.25)			
2	2	HA'PENNY HATCH	3	66.7	0:11.22	1:11.71 [2]	0:58.78 [7]	0:47.35 [6]	0:35.50 [6]	0:23.49 [6]	0:12.27 [3]	0.85L	0:35.50	+0
		Damien Thornton		Overall	400m	(0:12.93)	(0:11.43)	(0:11.85)	(0:12.01)	(0:11.22)	(0:12.27)			
3	4	SWEET PRETENDER	4	67.1	0:11.35	1:12.19 [3]	0:59.33 [6]	0:47.66 [7]	0:35.75 [7]	0:23.75 [7]	0:12.40 [7]	3.66L	0:35.75	+1
		Robbie Dolan		Overall	400m	(0:12.86)	(0:11.67)	(0:11.91)	(0:12.00)	(0:11.35)	(0:12.40)			
4	9	ISTI STAR	10	68.0	0:11.43	1:12.31 [4]	0:59.90 [1]	0:48.47 [2]	0:36.52 [2]	0:24.52 [1]	0:12.90 [2]	4.4L	0:36.52	+1
		Michael Rodd		Overall	1000m	(0:12.41)	(0:11.43)	(0:11.95)	(0:12.00)	(0:11.62)	(0:12.90)			
5	10	CARBONARA	14	67.3	0:11.21	1:12.35 [5]	0:58.71 [11]	0:47.42 [10]	0:35.64 [10]	0:23.82 [8]	0:12.61 [6]	4.65L	0:35.64	+0
		Emily Lang		1000m	400m	(0:13.64)	(0:11.29)	(0:11.78)	(0:11.82)	(0:11.21)	(0:12.61)			
6	1	HI BARBIE	2	66.1	0:11.42	1:12.76 [6]	0:59.39 [9]	0:47.97 [9]	0:36.18 [9]	0:24.17 [9]	0:12.64 [9]	7.03L	0:36.18	-3
		Angela Jones		Overall	1000m	(0:13.37)	(0:11.42)	(0:11.79)	(0:12.01)	(0:11.53)	(0:12.64)			
7	14	SNITZSTREAM	6	67.5	0:11.56	1:12.88 [7]	1:00.32 [4]	0:48.76 [4]	0:36.95 [4]	0:24.94 [3]	0:13.14 [5]	7.73L	0:36.95	+1
		Kyle Wilson-Taylor		Overall	1000m	(0:12.56)	(0:11.56)	(0:11.81)	(0:12.01)	(0:11.80)	(0:13.14)			
8	7	COME ON GLAMOUR	8	68.7	0:11.20	1:13.04 [8]	1:00.51 [3]	0:49.31 [1]	0:37.28 [1]	0:25.18 [2]	0:13.32 [4]	8.67L	0:37.28	+4
		Bailey Wheeler		Overall	1000m	(0:12.53)	(0:11.20)	(0:12.03)	(0:12.10)	(0:11.86)	(0:13.32)			
9	13	LISTEN SWEETHEART	7	66.7	0:11.59	1:13.13 [9]	0:59.97 [8]	0:48.38 [8]	0:36.61 [8]	0:24.34 [10]	0:12.71 [11]	9.2L	0:36.61	+6
		Kerrin McEvoy		1000m	1000m	(0:13.16)	(0:11.59)	(0:11.77)	(0:12.27)	(0:11.63)	(0:12.71)			
10	8	KOOLATAH QUEEN	13	67.2	0:11.22	1:13.16 [10]	0:59.63 [10]	0:48.16 [11]	0:36.32 [11]	0:24.01 [11]	0:12.79 [10]	9.37L	0:36.32	+3
		Ron Stewart		1000m	400m	(0:13.53)	(0:11.47)	(0:11.84)	(0:12.31)	(0:11.22)	(0:12.79)			

Scratched: Headbanger (#5), Star Cheval (#11), Don't Tellyafather (#12)

[ ]	Ranking at each section and finish	SCN	Saddle cloth number
-:--.--	No data available at this section	DNF	Did not finish
NA	No data available	DNT	Did not track

data processed by TRIPLESDATA

Eagle Farm QLD Professional

Race 5: AQUIS STALLIONS CALAWAY GAL - 1200m

26 April 2025 - 13:59

BRISBANE RACING CLUB

Track Rating: Soft 7, Weather: Fine, Rail Position: +5m Entire

Section	Overall	1000m	800m	600m	400m	200m	Last 600m
Field Times	1:11.56 (0:12.41)	0:59.15 (0:11.32)	0:47.83 (0:12.03)	0:35.80 (0:12.03)	0:23.77 (0:11.52)	0:12.25 (0:12.25)	0:35.80

Rank	TAB	Horse/Jockey	Barrier	Top Speed [km/h]	Fastest Section							Margin		Distance Travelled [m]
11	6	HANNABANA	11	67.7	0:11.53	1:13.67 [11]	1:01.24 [2]	0:49.71 [3]	0:37.79 [3]	0:25.58 [5]	0:13.58 [8]	12.41L	0:37.79	-1
		Cejay Graham		Overall	1000m	(0:12.43)	(0:11.53)	(0:11.92)	(0:12.21)	(0:12.00)	(0:13.58)			

Scratched: Headbanger (#5), Star Cheval (#11), Don't Tellyafather (#12)

[ ]	Ranking at each section and finish	**SCN**	Saddle cloth number
-:--.--	No data available at this section	**DNF**	Did not finish
NA	No data available	**DNT**	Did not track

data processed by TRIPLESDATA

Horse/Jockey Name	Dragonne Rouge
Final Rank	1
Fastest Section Time (Section)	0:11.34 (400m)
Top Speed [km/h] (Section)	66.9 (Overall)
Race State	Finished

TAB

Eagle Farm QLD Professional

Race 5: AQUIS STALLIONS CALAWAY GAL - 1200m

26 April 2025 - 13:59

Track Rating: Soft 7, Weather: Fine, Rail Position: +5m Entire

BRISBANE RACING CLUB

Section	Overall	1000m	800m	600m	400m	200m
Section Times	1:11.56 [1] (0:12.64)	0:58.92 [5] (0:11.58)	0:47.34 [5] (0:11.71)	0:35.63 [4] (0:12.04)	0:23.59 [4] (0:11.34)	0:12.25 [1] (0:12.25)
Average Speed [km/h]	57.1	65.0	63.6	62.0	63.6	58.8
Top Speed [km/h]	66.9	66.8	66.3	64.1	64.9	61.9
Avg. Dist. to Rail [m]	7.6	8.7	7.9	7.1	14.7	12.4
Avg. Stride Freq. [Hz]	2.3	2.3	2.3	2.3	2.4	2.3
Avg. Stride Length [m]	7.0	7.7	7.8	7.7	7.5	7.1

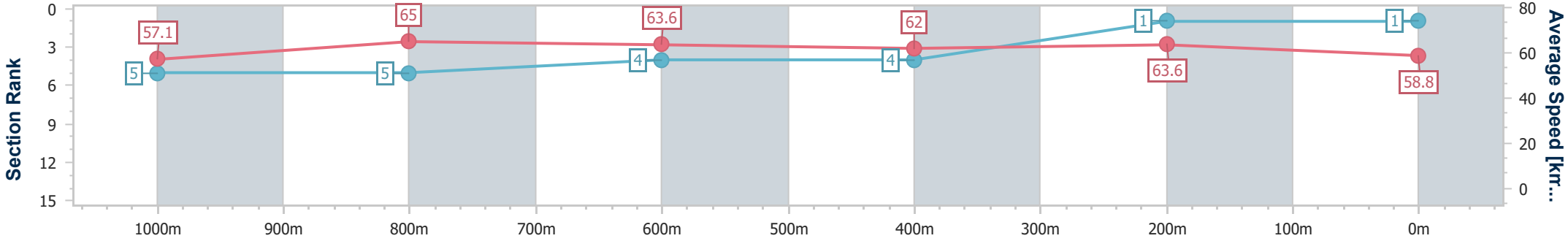

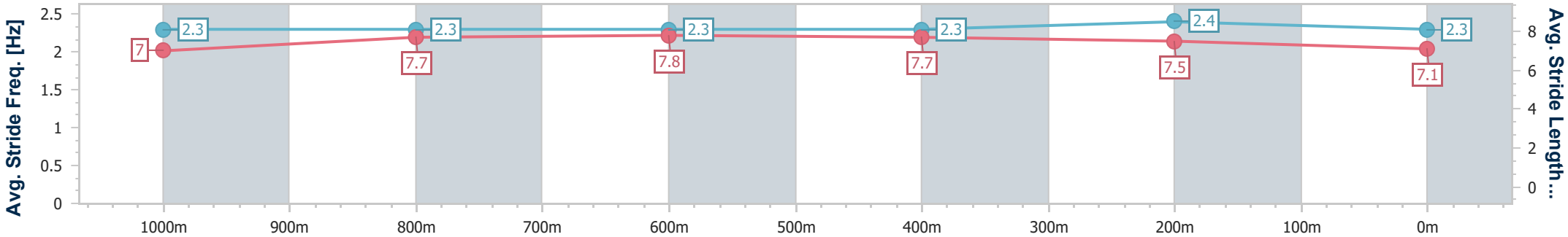

[ ]	Ranking at each section and finish
-:--.--	No data available at this section
NA	No data available

data processed by TRIPLESDATA

Horse/Jockey Name	Ha'penny Hatch
Final Rank	2
Fastest Section Time (Section)	0:11.22 (400m)
Top Speed [km/h] (Section)	66.7 (Overall)
Race State	Finished

TAB

Eagle Farm QLD Professional

Race 5: AQUIS STALLIONS CALAWAY GAL - 1200m

26 April 2025 - 13:59

Track Rating: Soft 7, Weather: Fine, Rail Position: +5m Entire

BRISBANE RACING CLUB

Section	Overall	1000m	800m	600m	400m	200m
Section Times	1:11.71 [2] (0:12.93)	0:58.78 [7] (0:11.43)	0:47.35 [6] (0:11.85)	0:35.50 [6] (0:12.01)	0:23.49 [6] (0:11.22)	0:12.27 [3] (0:12.27)
Average Speed [km/h]	55.6	65.5	63.3	62.4	64.1	58.6
Top Speed [km/h]	66.7	66.5	65.4	65.6	66.2	60.9
Avg. Dist. to Rail [m]	6.1	7.6	8.3	8.2	10.6	8.3
Avg. Stride Freq. [Hz]	2.3	2.4	2.4	2.4	2.5	2.4
Avg. Stride Length [m]	6.8	7.5	7.4	7.3	7.2	7.0

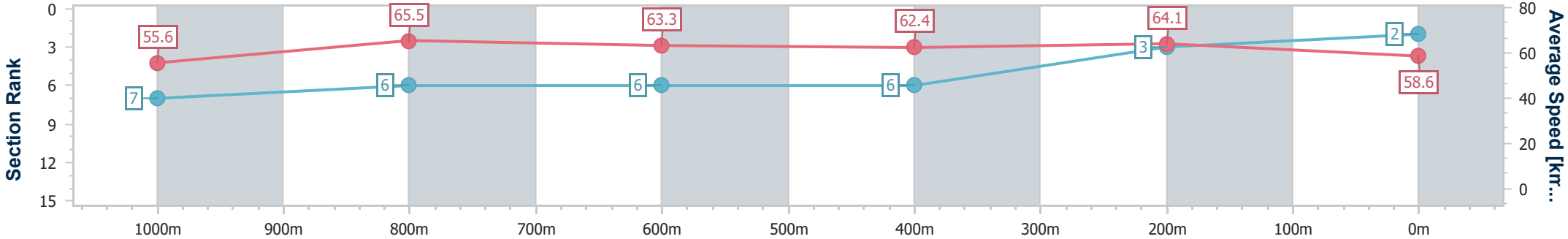

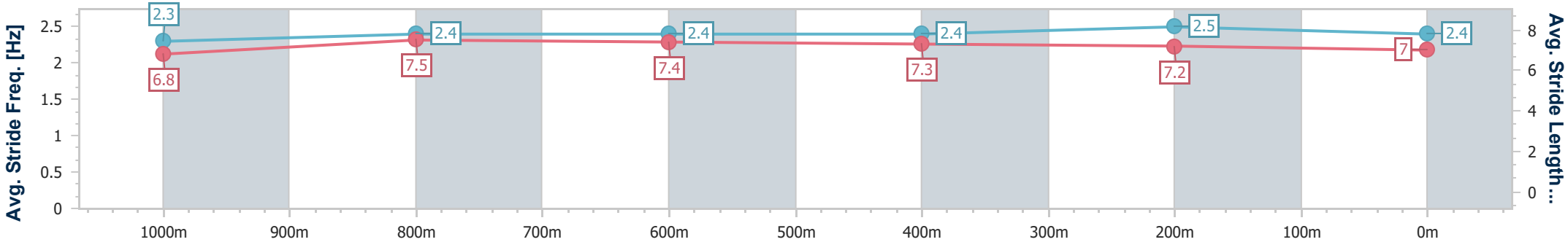

[ ]	Ranking at each section and finish
-:--.--	No data available at this section
NA	No data available

data processed by TRIPLESDATA

Horse/Jockey Name	Sweet Pretender
Final Rank	3
Fastest Section Time (Section)	0:11.35 (400m)
Top Speed [km/h] (Section)	67.1 (Overall)
Race State	Finished

TAB

Eagle Farm QLD Professional

Race 5: AQUIS STALLIONS CALAWAY GAL - 1200m

26 April 2025 - 13:59

Track Rating: Soft 7, Weather: Fine, Rail Position: +5m Entire

BRISBANE RACING CLUB

Section	Overall	1000m	800m	600m	400m	200m
Section Times	1:12.19 [3] (0:12.86)	0:59.33 [6] (0:11.67)	0:47.66 [7] (0:11.91)	0:35.75 [7] (0:12.00)	0:23.75 [7] (0:11.35)	0:12.40 [7] (0:12.40)
Average Speed [km/h]	56.1	64.8	62.9	62.1	63.4	58.1
Top Speed [km/h]	67.1	66.7	64.7	64.8	65.4	60.8
Avg. Dist. to Rail [m]	6.6	9.2	8.5	7.5	10.3	10.5
Avg. Stride Freq. [Hz]	2.3	2.4	2.3	2.3	2.4	2.3
Avg. Stride Length [m]	6.9	7.6	7.6	7.6	7.5	7.1

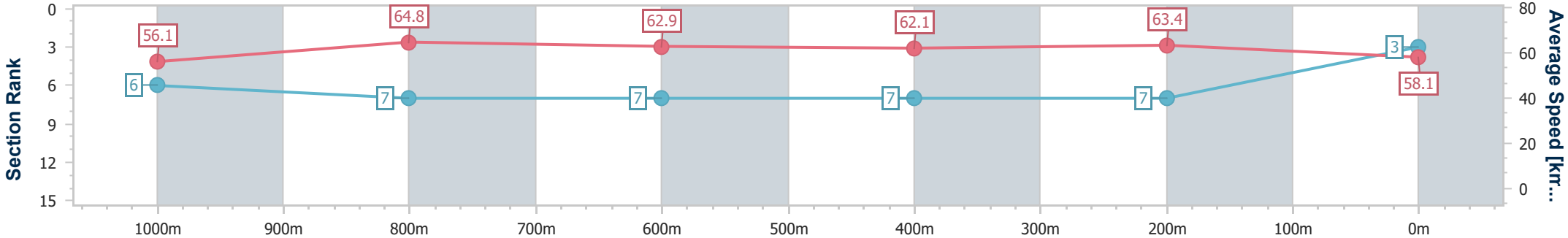

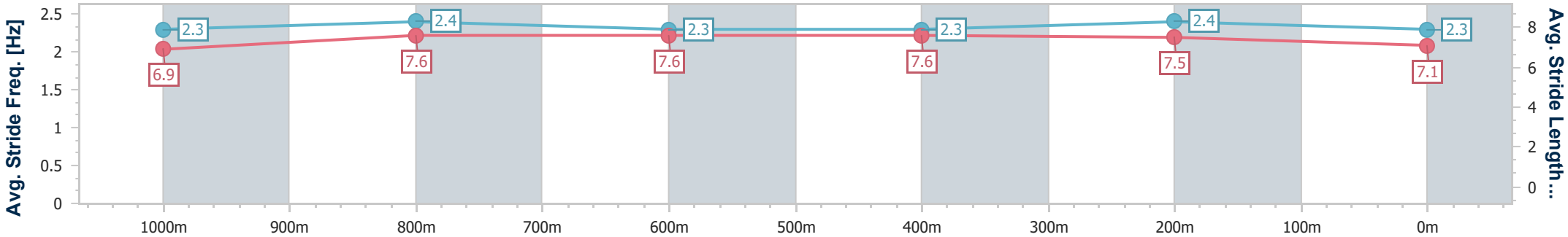

[ ]	Ranking at each section and finish
-:--.--	No data available at this section
NA	No data available

data processed by TRIPLESDATA

Horse/Jockey Name	Isti Star
Final Rank	4
Fastest Section Time (Section)	0:11.43 (1000m)
Top Speed [km/h] (Section)	68.0 (Overall)
Race State	Finished

TAB

Eagle Farm QLD Professional

Race 5: AQUIS STALLIONS CALAWAY GAL - 1200m

26 April 2025 - 13:59

Track Rating: Soft 7, Weather: Fine, Rail Position: +5m Entire

BRISBANE RACING CLUB

Section	Overall	1000m	800m	600m	400m	200m
Section Times	1:12.31 [4] (0:12.41)	0:59.90 [1] (0:11.43)	0:48.47 [2] (0:11.95)	0:36.52 [2] (0:12.00)	0:24.52 [1] (0:11.62)	0:12.90 [2] (0:12.90)
Average Speed [km/h]	58.1	66.1	62.5	62.2	61.9	55.8
Top Speed [km/h]	68.0	68.0	67.2	64.2	64.7	60.5
Avg. Dist. to Rail [m]	10.4	8.8	8.7	6.9	11.0	10.8
Avg. Stride Freq. [Hz]	2.3	2.4	2.3	2.3	2.4	2.3
Avg. Stride Length [m]	6.9	7.7	7.4	7.5	7.2	6.7

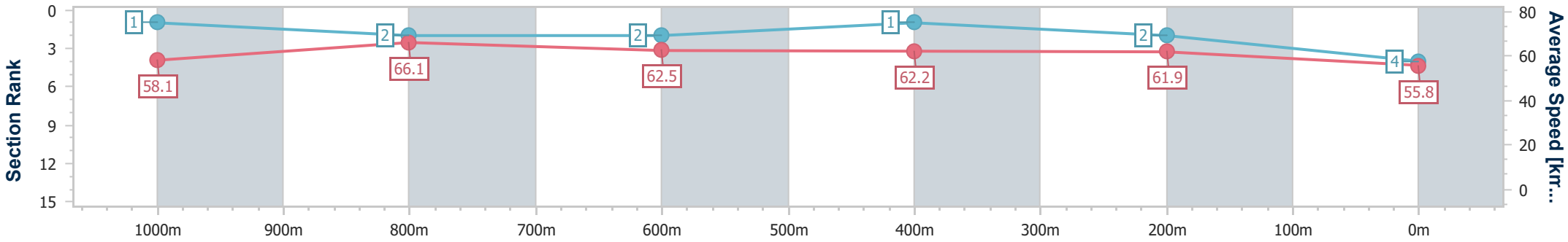

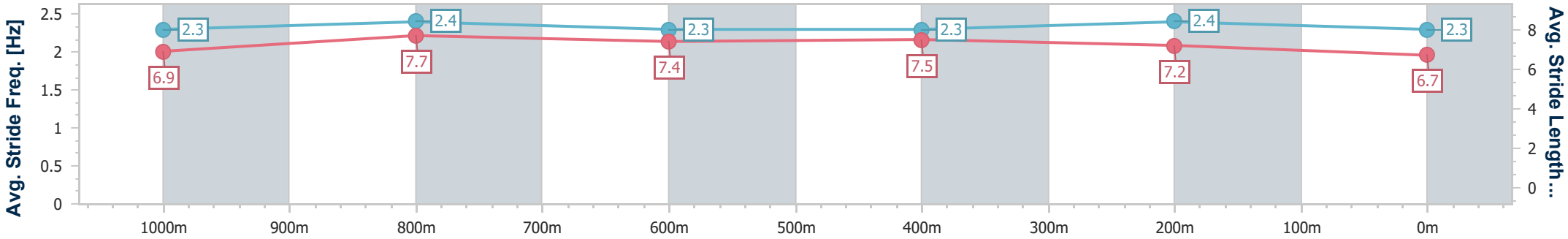

[ ]	Ranking at each section and finish
-:--.--	No data available at this section
NA	No data available

data processed by TRIPLESDATA

Horse/Jockey Name	Carbonara
Final Rank	5
Fastest Section Time (Section)	0:11.21 (400m)
Top Speed [km/h] (Section)	67.3 (1000m)
Race State	Finished

TAB

Eagle Farm QLD Professional

Race 5: AQUIS STALLIONS CALAWAY GAL - 1200m

26 April 2025 - 13:59

Track Rating: Soft 7, Weather: Fine, Rail Position: +5m Entire

BRISBANE RACING CLUB

Section	Overall	1000m	800m	600m	400m	200m
Section Times	1:12.35 [5] (0:13.64)	0:58.71 [11] (0:11.29)	0:47.42 [10] (0:11.78)	0:35.64 [10] (0:11.82)	0:23.82 [8] (0:11.21)	0:12.61 [6] (0:12.61)
Average Speed [km/h]	52.9	66.2	63.7	63.0	64.5	57.1
Top Speed [km/h]	65.1	67.3	65.2	65.7	66.6	62.3
Avg. Dist. to Rail [m]	11.4	7.2	8.6	7.0	8.3	8.0
Avg. Stride Freq. [Hz]	2.3	2.4	2.4	2.4	2.6	2.4
Avg. Stride Length [m]	6.3	7.5	7.3	7.2	7.0	6.5

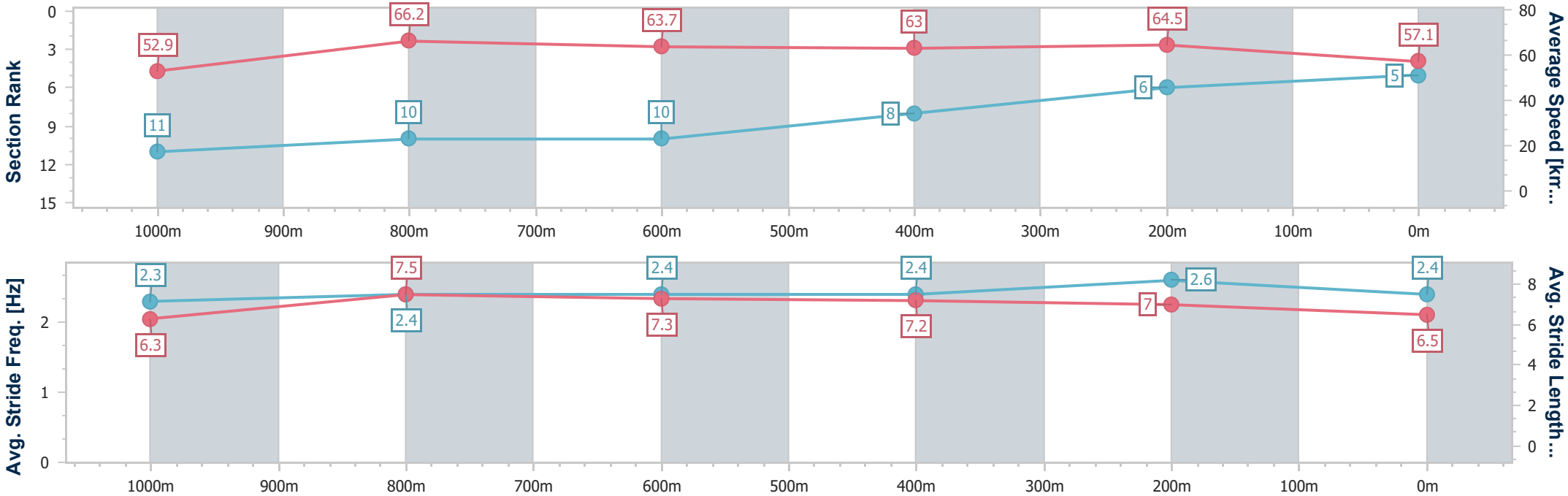

[ ]	Ranking at each section and finish
-:--.--	No data available at this section
NA	No data available

data processed by TRIPLESDATA

Horse/Jockey Name	Hi Barbie
Final Rank	6
Fastest Section Time (Section)	0:11.42 (1000m)
Top Speed [km/h] (Section)	66.1 (Overall)
Race State	Finished

TAB

Eagle Farm QLD Professional

Race 5: AQUIS STALLIONS CALAWAY GAL - 1200m

26 April 2025 - 13:59

Track Rating: Soft 7, Weather: Fine, Rail Position: +5m Entire

BRISBANE RACING CLUB

Section	Overall	1000m	800m	600m	400m	200m
Section Times	1:12.76 [6] (0:13.37)	0:59.39 [9] (0:11.42)	0:47.97 [9] (0:11.79)	0:36.18 [9] (0:12.01)	0:24.17 [9] (0:11.53)	0:12.64 [9] (0:12.64)
Average Speed [km/h]	53.9	65.0	63.3	61.9	62.6	57.0
Top Speed [km/h]	66.1	66.1	65.3	64.9	64.4	60.1
Avg. Dist. to Rail [m]	6.0	6.2	6.9	6.9	9.4	10.8
Avg. Stride Freq. [Hz]	2.2	2.3	2.2	2.2	2.3	2.2
Avg. Stride Length [m]	6.7	7.8	7.8	7.7	7.5	7.2

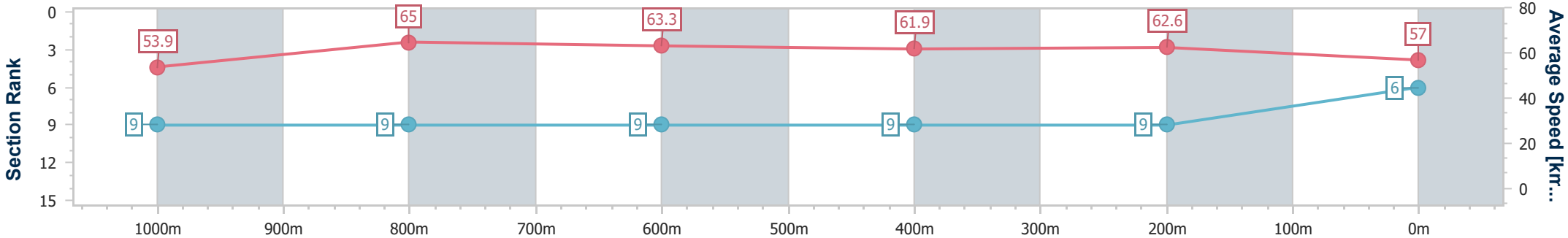

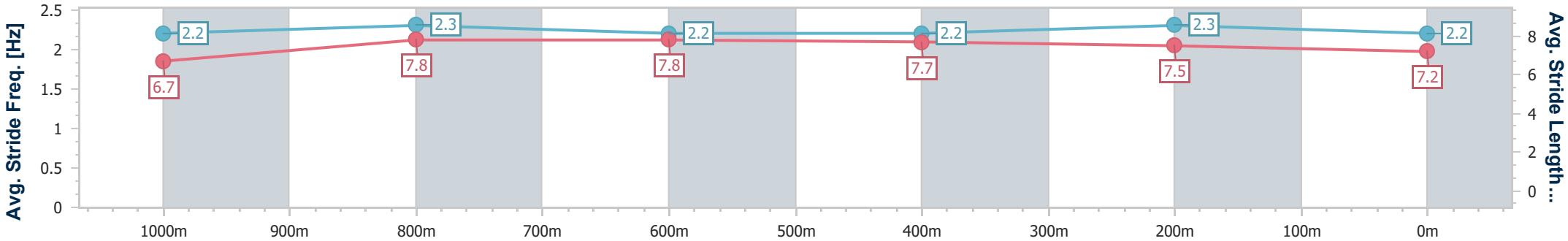

[ ]	Ranking at each section and finish
-:--.--	No data available at this section
NA	No data available

data processed by TRIPLESDATA

Horse/Jockey Name	Snitzstream
Final Rank	7
Fastest Section Time (Section)	0:11.56 (1000m)
Top Speed [km/h] (Section)	67.5 (Overall)
Race State	Finished

TAB

Eagle Farm QLD Professional

Race 5: AQUIS STALLIONS CALAWAY GAL - 1200m

26 April 2025 - 13:59

Track Rating: Soft 7, Weather: Fine, Rail Position: +5m Entire

BRISBANE RACING CLUB

Section	Overall	1000m	800m	600m	400m	200m
Section Times	1:12.88 [7] (0:12.56)	1:00.32 [4] (0:11.56)	0:48.76 [4] (0:11.81)	0:36.95 [4] (0:12.01)	0:24.94 [3] (0:11.80)	0:13.14 [5] (0:13.14)
Average Speed [km/h]	57.5	65.5	63.2	61.9	61.0	54.9
Top Speed [km/h]	67.5	67.1	67.2	63.1	63.2	58.1
Avg. Dist. to Rail [m]	9.4	10.2	7.6	6.9	12.0	10.2
Avg. Stride Freq. [Hz]	2.4	2.5	2.4	2.4	2.4	2.3
Avg. Stride Length [m]	6.3	7.1	7.2	7.1	7.0	6.6

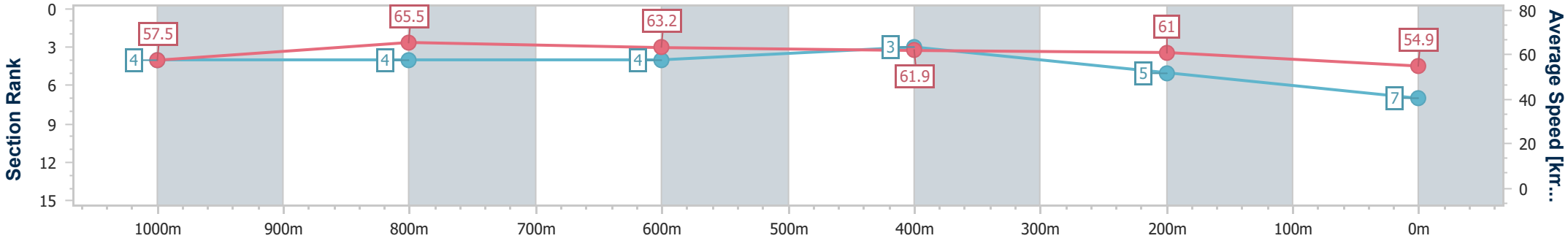

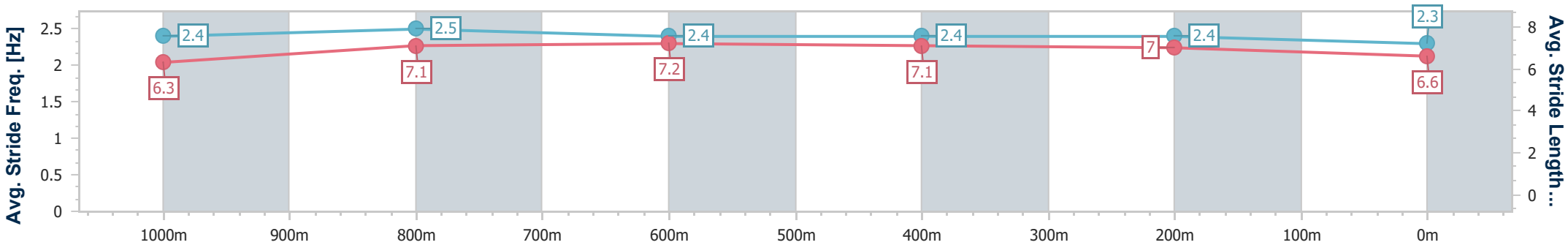

[ ]	Ranking at each section and finish
-:--.--	No data available at this section
NA	No data available

data processed by TRIPLESDATA

Horse/Jockey Name	Come On Glamour
Final Rank	8
Fastest Section Time (Section)	0:11.20 (1000m)
Top Speed [km/h] (Section)	68.7 (Overall)
Race State	Finished

TAB

Eagle Farm QLD Professional

Race 5: AQUIS STALLIONS CALAWAY GAL - 1200m

26 April 2025 - 13:59

Track Rating: Soft 7, Weather: Fine, Rail Position: +5m Entire

BRISBANE RACING CLUB

Section	Overall	1000m	800m	600m	400m	200m
Section Times	1:13.04 [8] (0:12.53)	1:00.51 [3] (0:11.20)	0:49.31 [1] (0:12.03)	0:37.28 [1] (0:12.10)	0:25.18 [2] (0:11.86)	0:13.32 [4] (0:13.32)
Average Speed [km/h]	57.4	67.6	62.8	62.1	60.7	54.1
Top Speed [km/h]	68.7	68.4	66.1	64.1	63.1	58.1
Avg. Dist. to Rail [m]	10.5	9.3	10.8	8.1	10.5	10.0
Avg. Stride Freq. [Hz]	2.3	2.5	2.3	2.3	2.3	2.2
Avg. Stride Length [m]	7.0	7.6	7.4	7.4	7.2	6.8

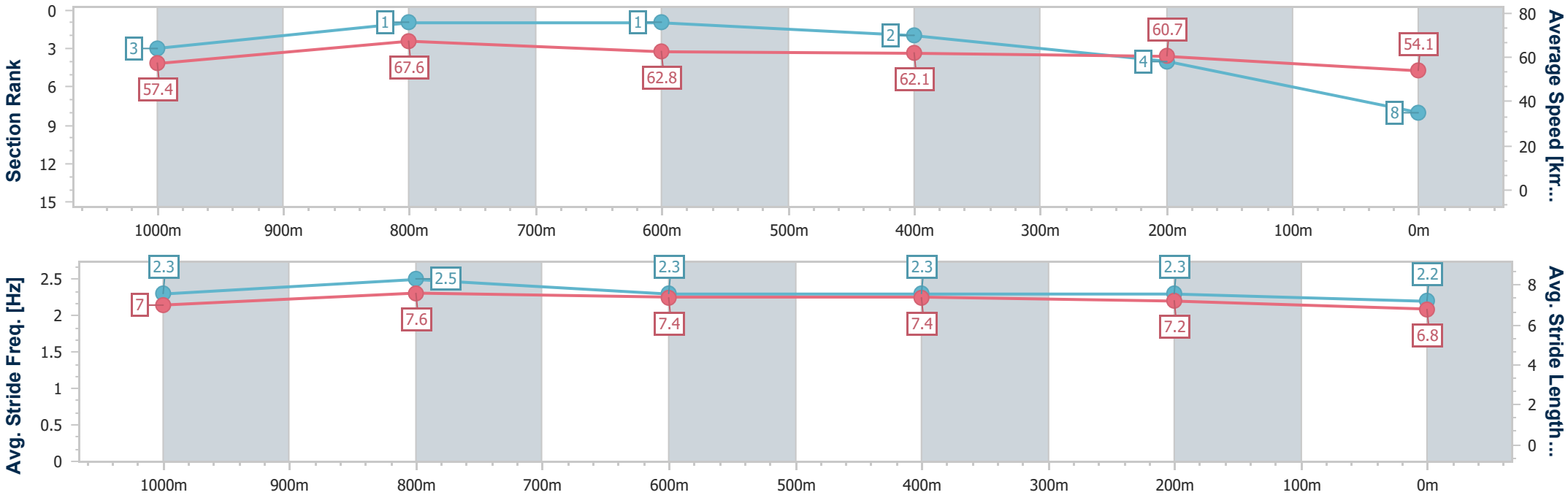

[ ]	Ranking at each section and finish
-:--.--	No data available at this section
NA	No data available

data processed by TRIPLESDATA

Horse/Jockey Name	Listen Sweetheart
Final Rank	9
Fastest Section Time (Section)	0:11.59 (1000m)
Top Speed [km/h] (Section)	66.7 (1000m)
Race State	Finished

TAB

Eagle Farm QLD Professional

Race 5: AQUIS STALLIONS CALAWAY GAL - 1200m

26 April 2025 - 13:59

Track Rating: Soft 7, Weather: Fine, Rail Position: +5m Entire

BRISBANE RACING CLUB

Section	Overall	1000m	800m	600m	400m	200m
Section Times	1:13.13 [9] (0:13.16)	0:59.97 [8] (0:11.59)	0:48.38 [8] (0:11.77)	0:36.61 [8] (0:12.27)	0:24.34 [10] (0:11.63)	0:12.71 [11] (0:12.71)
Average Speed [km/h]	54.9	64.9	64.0	61.8	62.0	56.6
Top Speed [km/h]	65.5	66.7	65.6	64.0	64.4	60.6
Avg. Dist. to Rail [m]	8.8	8.7	9.9	10.6	13.3	13.6
Avg. Stride Freq. [Hz]	2.2	2.3	2.3	2.3	2.3	2.2
Avg. Stride Length [m]	7.0	7.7	7.8	7.6	7.6	7.1

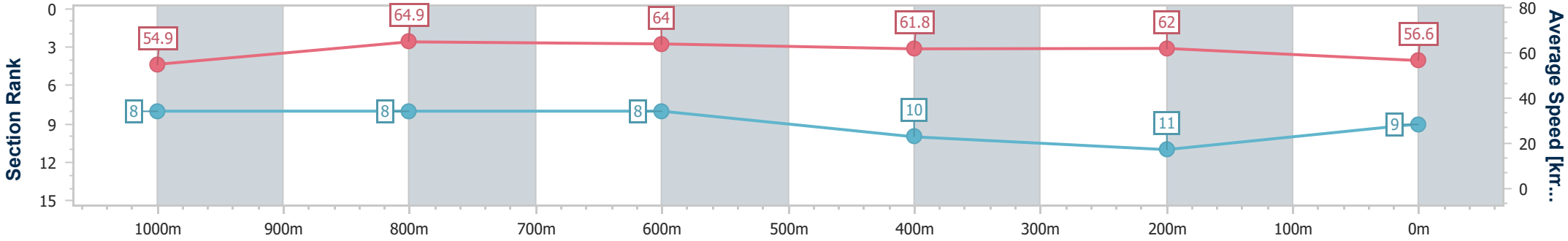

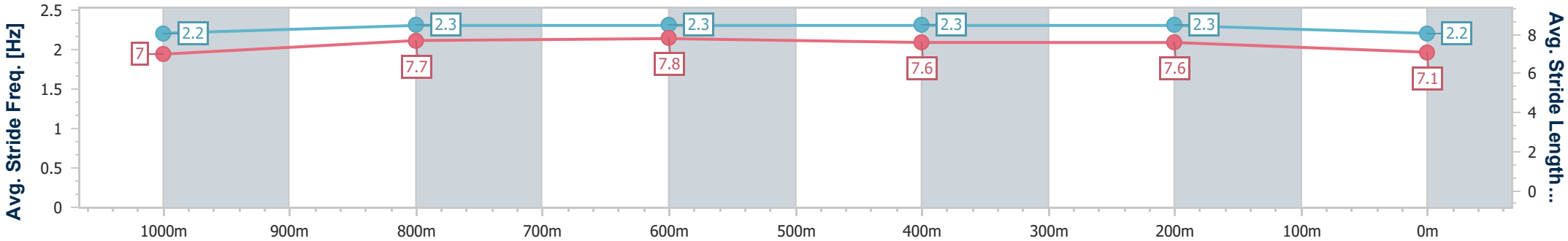

[ ]	Ranking at each section and finish
-:--.--	No data available at this section
NA	No data available

data processed by TRIPLESDATA

Horse/Jockey Name	Koolatah Queen
Final Rank	10
Fastest Section Time (Section)	0:11.22 (400m)
Top Speed [km/h] (Section)	67.2 (1000m)
Race State	Finished

TAB

Eagle Farm QLD Professional

Race 5: AQUIS STALLIONS CALAWAY GAL - 1200m

26 April 2025 - 13:59

Track Rating: Soft 7, Weather: Fine, Rail Position: +5m Entire

BRISBANE RACING CLUB

Section	Overall	1000m	800m	600m	400m	200m
Section Times	1:13.16 [10] (0:13.53)	0:59.63 [10] (0:11.47)	0:48.16 [11] (0:11.84)	0:36.32 [11] (0:12.31)	0:24.01 [11] (0:11.22)	0:12.79 [10] (0:12.79)
Average Speed [km/h]	53.2	65.8	63.5	60.9	64.4	56.1
Top Speed [km/h]	65.6	67.2	65.3	63.6	65.5	61.5
Avg. Dist. to Rail [m]	10.1	8.6	9.4	8.8	11.3	11.4
Avg. Stride Freq. [Hz]	2.2	2.4	2.4	2.3	2.4	2.3
Avg. Stride Length [m]	6.7	7.5	7.4	7.3	7.4	6.8

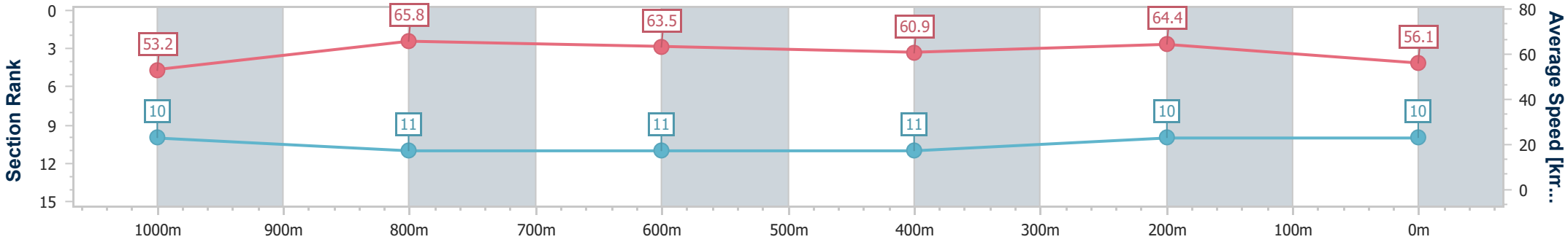

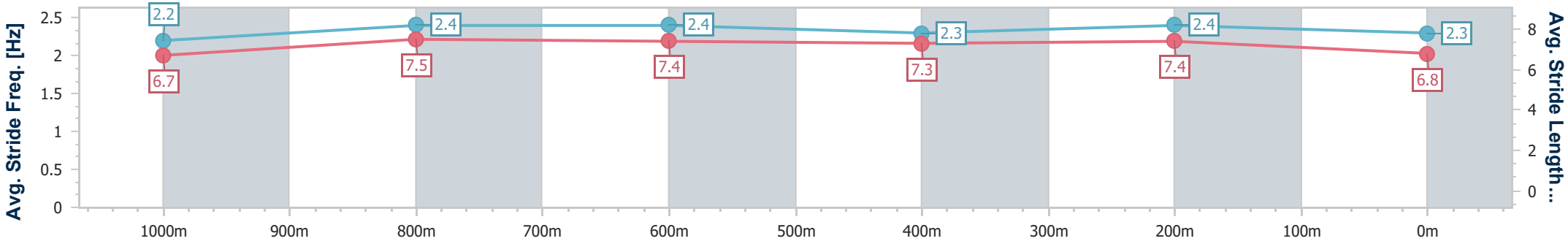

[ ]	Ranking at each section and finish
-:--.--	No data available at this section
NA	No data available

data processed by TRIPLESDATA

Horse/Jockey Name	Hannabana
Final Rank	11
Fastest Section Time (Section)	0:11.53 (1000m)
Top Speed [km/h] (Section)	67.7 (Overall)
Race State	Finished

TAB

Eagle Farm QLD Professional

Race 5: AQUIS STALLIONS CALAWAY GAL - 1200m

26 April 2025 - 13:59

Track Rating: Soft 7, Weather: Fine, Rail Position: +5m Entire

BRISBANE RACING CLUB

Section	Overall	1000m	800m	600m	400m	200m
Section Times	1:13.67 [11] (0:12.43)	1:01.24 [2] (0:11.53)	0:49.71 [3] (0:11.92)	0:37.79 [3] (0:12.21)	0:25.58 [5] (0:12.00)	0:13.58 [8] (0:13.58)
Average Speed [km/h]	58.1	64.7	62.8	61.0	60.0	53.1
Top Speed [km/h]	67.7	66.1	65.3	63.5	63.0	56.8
Avg. Dist. to Rail [m]	11.8	7.0	7.4	7.8	13.9	13.3
Avg. Stride Freq. [Hz]	2.3	2.4	2.3	2.4	2.4	2.3
Avg. Stride Length [m]	6.9	7.4	7.4	7.2	7.1	6.5

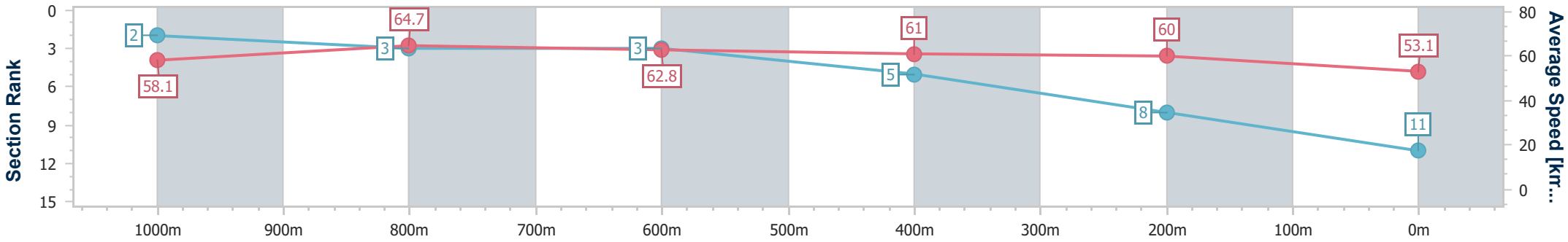

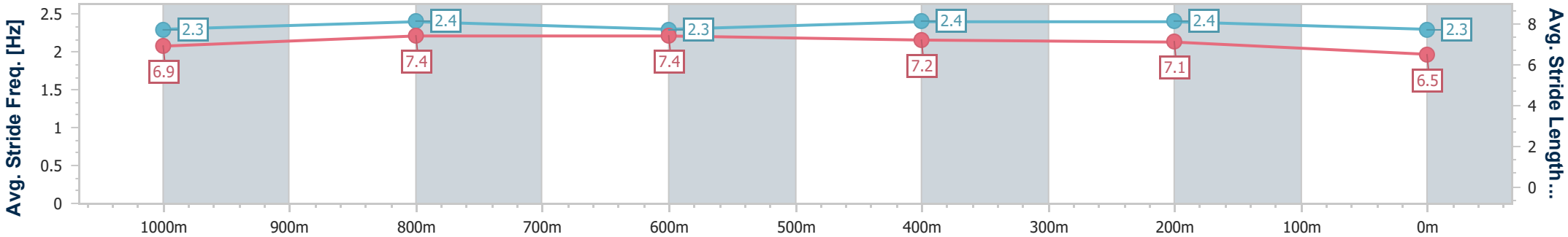

[ ]	Ranking at each section and finish
-:--.--	No data available at this section
NA	No data available

data processed by TRIPLESDATA

Eagle Farm QLD Professional

Race 6: LADBROKES MICK DITTMAN PLATE - 1000m

26 April 2025 - 14:33

BRISBANE RACING CLUB

Track Rating: Soft 7, Weather: Fine, Rail Position: +5m Entire

Section	Overall	800m	600m	400m	200m	Last 600m
Field Times	0:58.09 (0:12.90)	0:45.19 (0:11.19)	0:34.00 (0:11.22)	0:22.78 (0:11.00)	0:11.78 (0:11.78)	0:34.00

Rank	TAB	Horse/Jockey	Barrier	Top Speed [km/h]	Fastest Section	Overall	800m	600m	400m	200m	Margin	Last 600m	Distance Travelled [m]
1	8	SPICY MARTINI	9	68.4	0:10.90	0:58.09 [1]	0:45.12 [2]	0:33.93 [3]	0:22.56 [4]	0:11.66 [3]	0:58.09	0:33.93	
		Kyle Wilson-Taylor		400m	400m	(0:12.97)	(0:11.19)	(0:11.37)	(0:10.90)	(0:11.66)			
2	6	ZOUBABY	2	68.6	0:10.85	0:58.15 [2]	0:45.25 [1]	0:34.04 [2]	0:22.69 [2]	0:11.84 [1]	0.34L	0:34.04	+2
		Kerrin McEvoy		800m	400m	(0:12.90)	(0:11.21)	(0:11.35)	(0:10.85)	(0:11.84)			
3	4	BELEGATO	7	68.3	0:11.01	0:58.17 [3]	0:45.18 [3]	0:34.08 [1]	0:22.86 [1]	0:11.85 [2]	0.48L	0:34.08	+2
		Jag Guthmann-Chester		800m	400m	(0:12.99)	(0:11.10)	(0:11.22)	(0:11.01)	(0:11.85)			
4	1	COSMIC FIRE	11	69.4	0:10.87	0:58.36 [4]	0:45.21 [5]	0:34.09 [6]	0:22.75 [7]	0:11.88 [5]	1.6L	0:34.09	+3
		Andrew Mallyon		800m	400m	(0:13.15)	(0:11.12)	(0:11.34)	(0:10.87)	(0:11.88)			
5	2	HELLA FAST	4	68.0	0:11.01	0:58.53 [5]	0:45.24 [8]	0:34.07 [9]	0:22.79 [11]	0:11.78 [10]	2.61L	0:34.07	-3
		Michael Rodd		800m	400m	(0:13.29)	(0:11.17)	(0:11.28)	(0:11.01)	(0:11.78)			
6	10	PRIDE TO FOLLOW	8	68.5	0:11.00	0:58.54 [6]	0:45.23 [9]	0:34.14 [8]	0:22.89 [8]	0:11.89 [7]	2.63L	0:34.14	+2
		Damien Thornton		800m	400m	(0:13.31)	(0:11.09)	(0:11.25)	(0:11.00)	(0:11.89)			
7	7	SEASCAPE	14	69.8	0:10.94	0:58.64 [7]	0:45.04 [12]	0:34.10 [10]	0:22.91 [9]	0:11.92 [9]	3.24L	0:34.10	+9
		Angela Jones		800m	800m	(0:13.60)	(0:10.94)	(0:11.19)	(0:10.99)	(0:11.92)			
8	9	HEARTS ARE BETTER	5	68.2	0:10.97	0:58.72 [8]	0:45.66 [4]	0:34.46 [5]	0:23.16 [5]	0:12.19 [6]	3.68L	0:34.46	+3
		Nikita Beriman		600m	400m	(0:13.06)	(0:11.20)	(0:11.30)	(0:10.97)	(0:12.19)			
9	5	STATE IN TEXAS	12	70.4	0:10.92	0:59.05 [9]	0:45.79 [7]	0:34.87 [4]	0:23.54 [3]	0:12.62 [4]	5.66L	0:34.87	+10
		Taylor Marshall		800m	800m	(0:13.26)	(0:10.92)	(0:11.33)	(0:10.92)	(0:12.62)			
10	12	BLANTONS RUN	1	67.2	0:11.12	0:59.14 [10]	0:45.95 [6]	0:34.81 [7]	0:23.57 [6]	0:12.45 [8]	6.2L	0:34.81	-3
		Ron Stewart		800m	400m	(0:13.19)	(0:11.14)	(0:11.24)	(0:11.12)	(0:12.45)			

Scratched: Ally (#14), Etude (#15), Sunrise (#11)

[ ]	Ranking at each section and finish	SCN	Saddle cloth number
-:--.--	No data available at this section	DNF	Did not finish
NA	No data available	DNT	Did not track

data processed by TRIPLESDATA

Eagle Farm QLD Professional

Race 6: LADBROKES MICK DITTMAN PLATE - 1000m

26 April 2025 - 14:33

BRISBANE RACING CLUB

Track Rating: Soft 7, Weather: Fine, Rail Position: +5m Entire

Section	Overall	800m	600m	400m	200m	Last 600m
Field Times	0:58.09 (0:12.90)	0:45.19 (0:11.19)	0:34.00 (0:11.22)	0:22.78 (0:11.00)	0:11.78 (0:11.78)	0:34.00

Rank	TAB	Horse/Jockey	Barrier	Top Speed [km/h]	Fastest Section	Overall	800m	600m	400m	200m	Margin	Last 600m	Distance Travelled [m]
11	3	BENZOU	10	69.7	0:11.08	0:59.25 [11]	0:45.77 [10]	0:34.69 [11]	0:23.52 [10]	0:12.44 [11]	6.85L	0:34.69	+7
		Cejay Graham		800m	800m	(0:13.48)	(0:11.08)	(0:11.17)	(0:11.08)	(0:12.44)			
12	13	COUPLES RETREAT	6	68.0	0:11.09	0:59.74 [12]	0:46.26 [10]	0:35.16 [12]	0:23.85 [12]	0:12.76 [12]	9.72L	0:35.16	-1
		Robbie Dolan		800m	400m	(0:13.48)	(0:11.10)	(0:11.31)	(0:11.09)	(0:12.76)			

Scratched: Ally (#14), Etude (#15), Sunrise (#11)

[ ]	Ranking at each section and finish	**SCN**	Saddle cloth number
-:--.--	No data available at this section	**DNF**	Did not finish
NA	No data available	**DNT**	Did not track

data processed by TRIPLESDATA

Horse/Jockey Name	Spicy Martini
Final Rank	1
Fastest Section Time (Section)	0:10.90 (400m)
Top Speed [km/h] (Section)	68.4 (400m)
Race State	Finished

TAB

Eagle Farm QLD Professional

Race 6: LADBROKES MICK DITTMAN PLATE - 1000m

26 April 2025 - 14:33

Track Rating: Soft 7, Weather: Fine, Rail Position: +5m Entire

BRISBANE RACING CLUB

Section	Overall	800m	600m	400m	200m
Section Times	0:58.09 [1] (0:12.97)	0:45.12 [2] (0:11.19)	0:33.93 [3] (0:11.37)	0:22.56 [4] (0:10.90)	0:11.66 [3] (0:11.66)
Average Speed [km/h]	56.6	66.2	66.3	66.0	61.7
Top Speed [km/h]	66.4	67.2	68.4	68.4	65.4
Avg. Dist. to Rail [m]	8.7	6.8	8.6	11.9	12.0
Avg. Stride Freq. [Hz]	2.3	2.4	2.4	2.4	2.3
Avg. Stride Length [m]	6.9	7.8	7.8	7.7	7.5

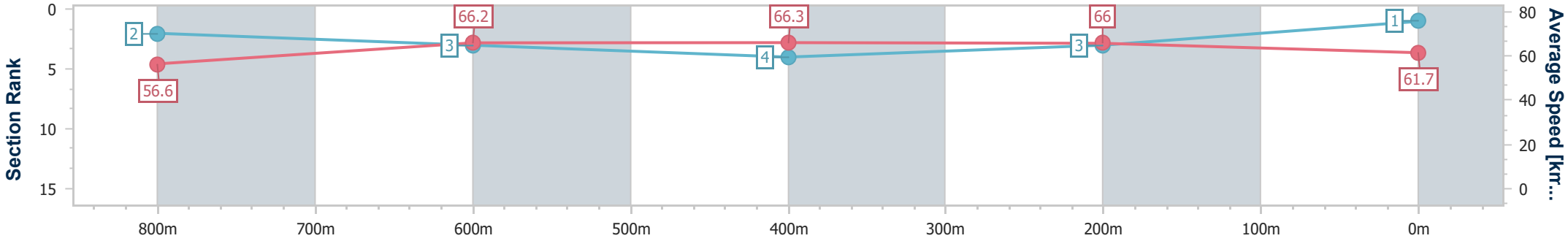

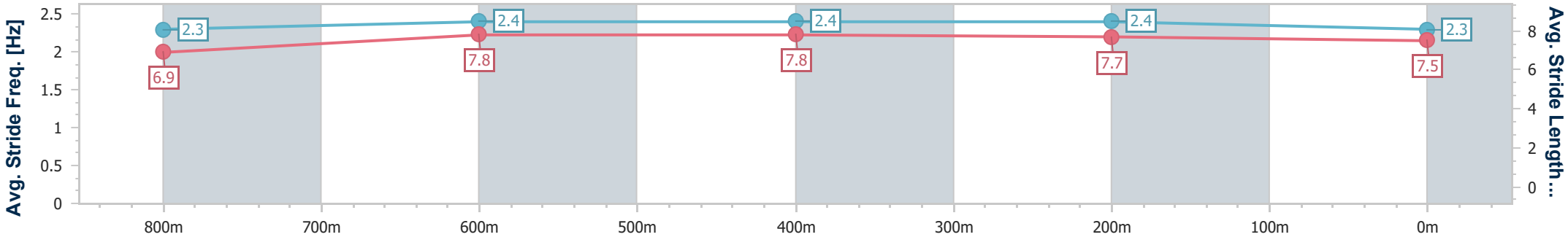

[ ]	Ranking at each section and finish
-:--.--	No data available at this section
NA	No data available

data processed by TRIPLESDATA

Horse/Jockey Name	Zoubaby
Final Rank	2
Fastest Section Time (Section)	0:10.85 (400m)
Top Speed [km/h] (Section)	68.6 (800m)
Race State	Finished

TAB

Eagle Farm QLD Professional

Race 6: LADBROKES MICK DITTMAN PLATE - 1000m

26 April 2025 - 14:33

Track Rating: Soft 7, Weather: Fine, Rail Position: +5m Entire

BRISBANE RACING CLUB

Section	Overall	800m	600m	400m	200m
Section Times	0:58.15 [2] (0:12.90)	0:45.25 [1] (0:11.21)	0:34.04 [2] (0:11.35)	0:22.69 [2] (0:10.85)	0:11.84 [1] (0:11.84)
Average Speed [km/h]	56.6	66.8	66.4	66.4	60.9
Top Speed [km/h]	66.8	68.6	67.3	67.7	66.0
Avg. Dist. to Rail [m]	5.4	8.5	9.4	12.5	9.7
Avg. Stride Freq. [Hz]	2.4	2.5	2.4	2.5	2.3
Avg. Stride Length [m]	6.7	7.5	7.6	7.5	7.2

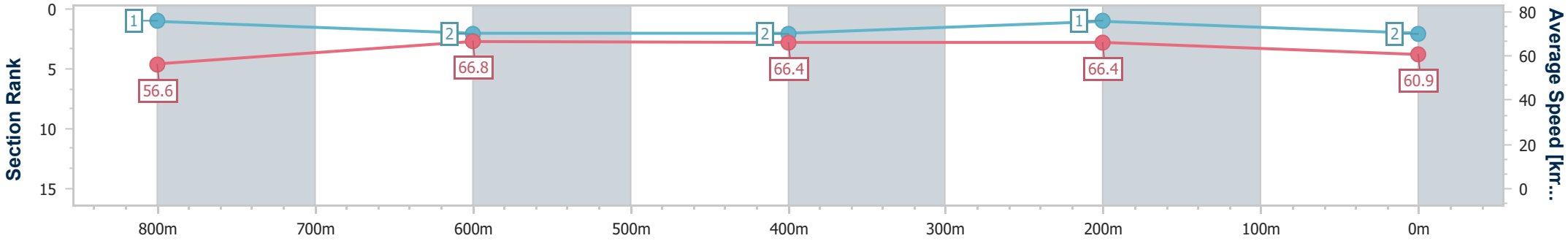

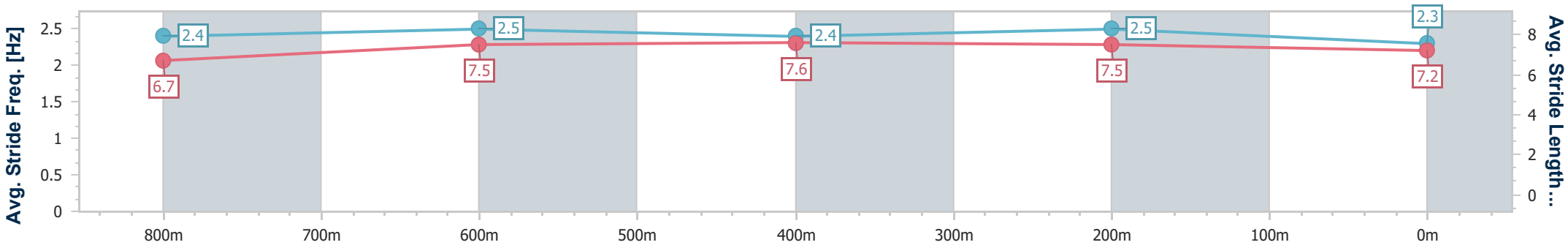

[ ]	Ranking at each section and finish
-:--.--	No data available at this section
NA	No data available

data processed by TRIPLESDATA

Horse/Jockey Name	Belegato
Final Rank	3
Fastest Section Time (Section)	0:11.01 (400m)
Top Speed [km/h] (Section)	68.3 (800m)
Race State	Finished

TAB

Eagle Farm QLD Professional

Race 6: LADBROKES MICK DITTMAN PLATE - 1000m

26 April 2025 - 14:33

Track Rating: Soft 7, Weather: Fine, Rail Position: +5m Entire

BRISBANE RACING CLUB

Section	Overall	800m	600m	400m	200m
Section Times	0:58.17 [3] (0:12.99)	0:45.18 [3] (0:11.10)	0:34.08 [1] (0:11.22)	0:22.86 [1] (0:11.01)	0:11.85 [2] (0:11.85)
Average Speed [km/h]	56.4	67.7	66.9	65.4	60.8
Top Speed [km/h]	67.1	68.3	67.2	67.3	63.9
Avg. Dist. to Rail [m]	9.5	9.0	8.8	10.7	11.2
Avg. Stride Freq. [Hz]	2.3	2.5	2.5	2.5	2.2
Avg. Stride Length [m]	6.4	6.9	7.3	7.2	7.5

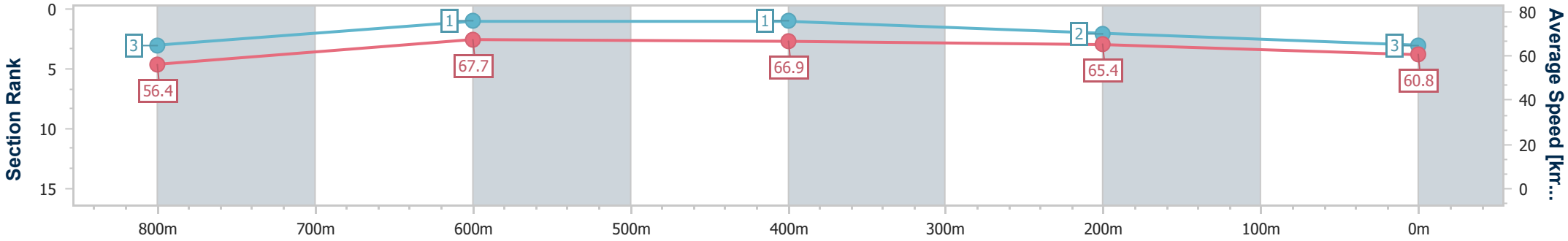

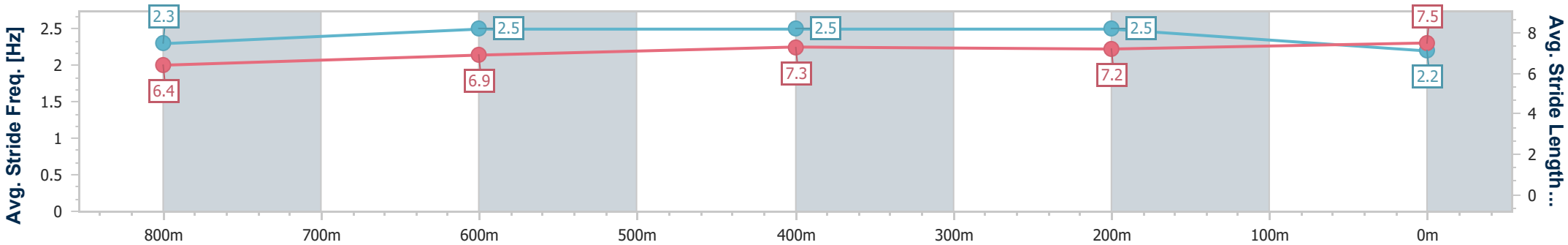

[ ]	Ranking at each section and finish
-:--.--	No data available at this section
NA	No data available

data processed by TRIPLESDATA

Horse/Jockey Name	Cosmic Fire
Final Rank	4
Fastest Section Time (Section)	0:10.87 (400m)
Top Speed [km/h] (Section)	69.4 (800m)
Race State	Finished

TAB

Eagle Farm QLD Professional

Race 6: LADBROKES MICK DITTMAN PLATE - 1000m

26 April 2025 - 14:33

Track Rating: Soft 7, Weather: Fine, Rail Position: +5m Entire

BRISBANE RACING CLUB

Section	Overall	800m	600m	400m	200m
Section Times	0:58.36 [4] (0:13.15)	0:45.21 [5] (0:11.12)	0:34.09 [6] (0:11.34)	0:22.75 [7] (0:10.87)	0:11.88 [5] (0:11.88)
Average Speed [km/h]	56.0	67.9	66.2	66.1	60.6
Top Speed [km/h]	68.4	69.4	67.0	67.1	64.6
Avg. Dist. to Rail [m]	13.9	10.3	8.0	9.8	11.6
Avg. Stride Freq. [Hz]	2.3	2.4	2.4	2.4	2.2
Avg. Stride Length [m]	6.8	7.7	7.8	7.6	7.5

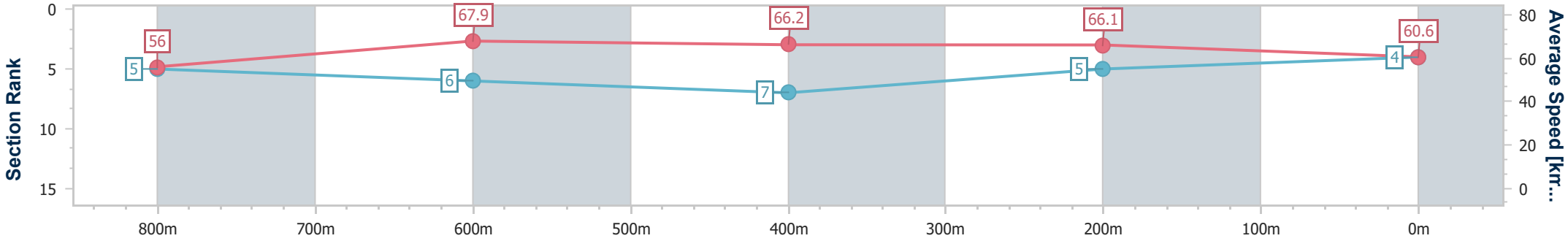

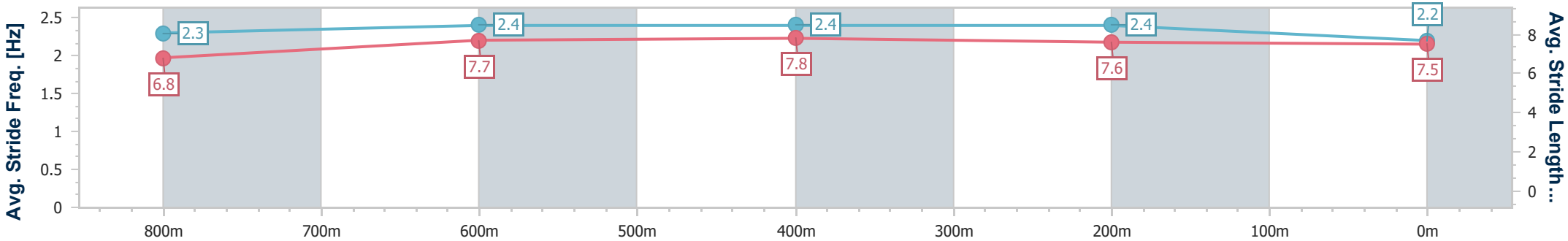

[ ]	Ranking at each section and finish
-:--.--	No data available at this section
NA	No data available

data processed by TRIPLESDATA

Horse/Jockey Name	Hella Fast
Final Rank	5
Fastest Section Time (Section)	0:11.01 (400m)
Top Speed [km/h] (Section)	68.0 (800m)
Race State	Finished

TAB

Eagle Farm QLD Professional

Race 6: LADBROKES MICK DITTMAN PLATE - 1000m

26 April 2025 - 14:33

Track Rating: Soft 7, Weather: Fine, Rail Position: +5m Entire

BRISBANE RACING CLUB

Section	Overall	800m	600m	400m	200m
Section Times	0:58.53 [5] (0:13.29)	0:45.24 [8] (0:11.17)	0:34.07 [9] (0:11.28)	0:22.79 [11] (0:11.01)	0:11.78 [10] (0:11.78)
Average Speed [km/h]	55.1	66.4	66.0	65.6	61.0
Top Speed [km/h]	65.8	68.0	66.9	67.1	65.3
Avg. Dist. to Rail [m]	6.8	7.3	6.7	12.4	13.1
Avg. Stride Freq. [Hz]	2.3	2.3	2.3	2.4	2.3
Avg. Stride Length [m]	6.7	7.8	7.8	7.6	7.3

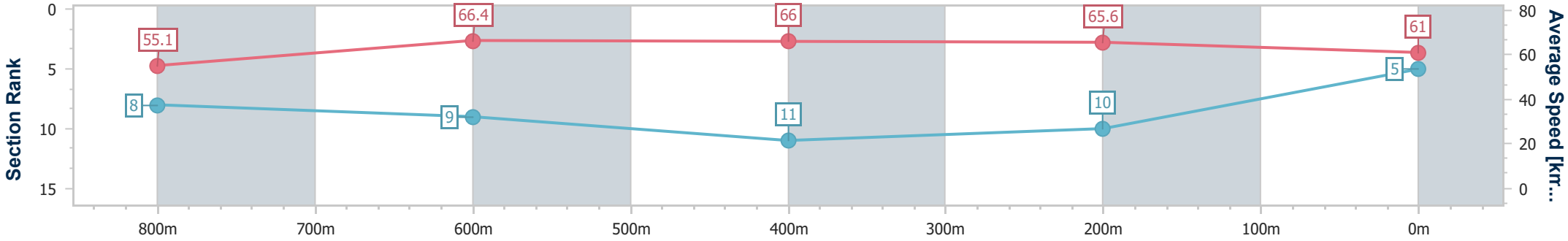

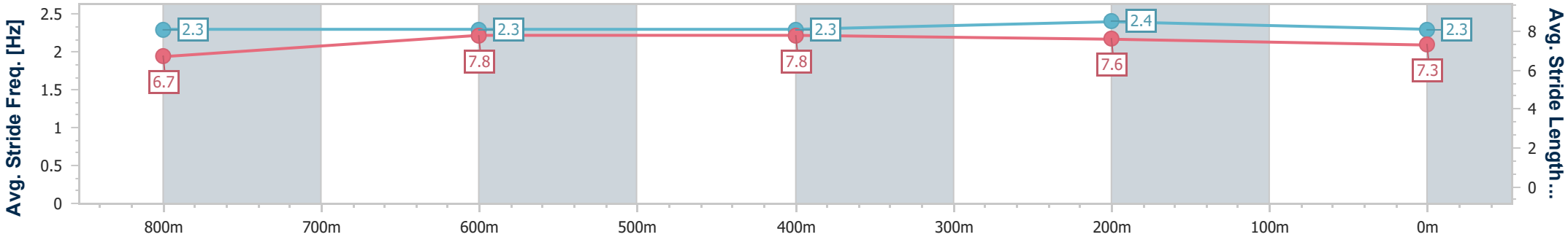

[ ]	Ranking at each section and finish
-:--.--	No data available at this section
NA	No data available

data processed by TRIPLESDATA

Horse/Jockey Name	Pride To Follow
Final Rank	6
Fastest Section Time (Section)	0:11.00 (400m)
Top Speed [km/h] (Section)	68.5 (800m)
Race State	Finished

TAB

Eagle Farm QLD Professional

Race 6: LADBROKES MICK DITTMAN PLATE - 1000m

26 April 2025 - 14:33

Track Rating: Soft 7, Weather: Fine, Rail Position: +5m Entire

BRISBANE RACING CLUB

Section	Overall	800m	600m	400m	200m
Section Times	0:58.54 [6] (0:13.31)	0:45.23 [9] (0:11.09)	0:34.14 [8] (0:11.25)	0:22.89 [8] (0:11.00)	0:11.89 [7] (0:11.89)
Average Speed [km/h]	55.1	67.6	67.0	65.5	60.4
Top Speed [km/h]	66.9	68.5	67.7	67.6	63.7
Avg. Dist. to Rail [m]	10.5	8.5	9.5	13.5	15.2
Avg. Stride Freq. [Hz]	2.3	2.4	2.4	2.4	2.3
Avg. Stride Length [m]	6.7	7.9	7.8	7.7	7.2

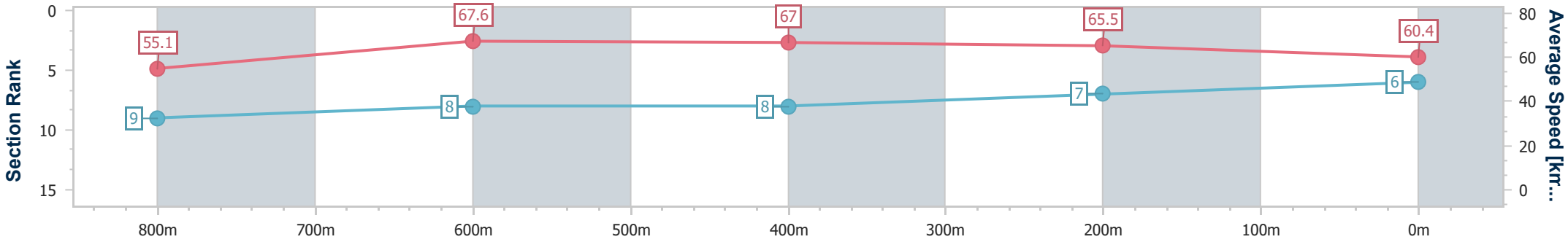

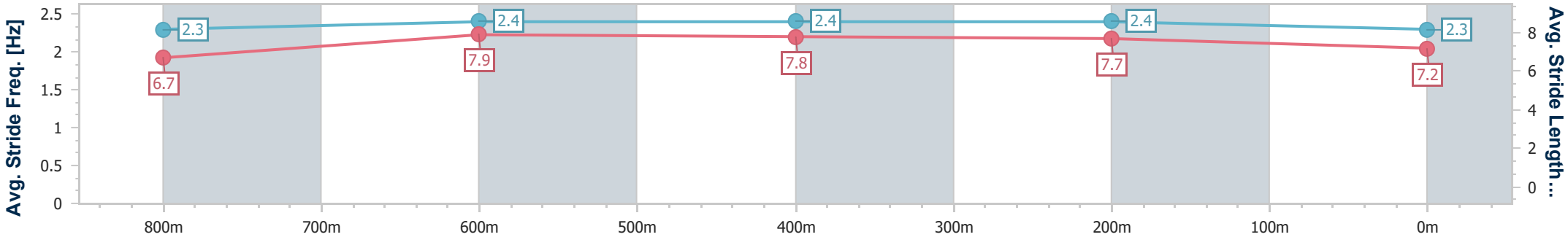

[ ]	Ranking at each section and finish
-:--.--	No data available at this section
NA	No data available

data processed by TRIPLESDATA

Horse/Jockey Name	Seascape
Final Rank	7
Fastest Section Time (Section)	0:10.94 (800m)
Top Speed [km/h] (Section)	69.8 (800m)
Race State	Finished

TAB

Eagle Farm QLD Professional

Race 6: LADBROKES MICK DITTMAN PLATE - 1000m

26 April 2025 - 14:33

Track Rating: Soft 7, Weather: Fine, Rail Position: +5m Entire

BRISBANE RACING CLUB

Section	Overall	800m	600m	400m	200m
Section Times	0:58.64 [7] (0:13.60)	0:45.04 [12] (0:10.94)	0:34.10 [10] (0:11.19)	0:22.91 [9] (0:10.99)	0:11.92 [9] (0:11.92)
Average Speed [km/h]	54.6	68.8	68.4	65.6	60.3
Top Speed [km/h]	68.8	69.8	69.1	67.2	63.2
Avg. Dist. to Rail [m]	15.3	10.2	12.0	16.8	18.2
Avg. Stride Freq. [Hz]	2.3	2.5	2.5	2.5	2.4
Avg. Stride Length [m]	6.5	7.6	7.7	7.2	7.0

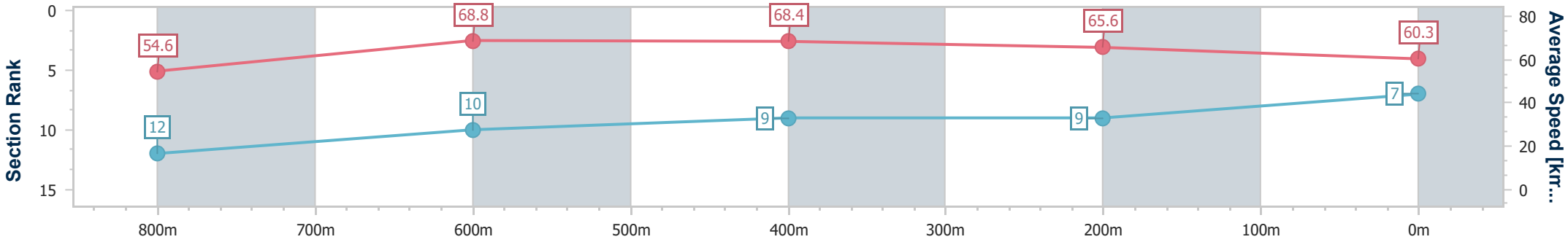

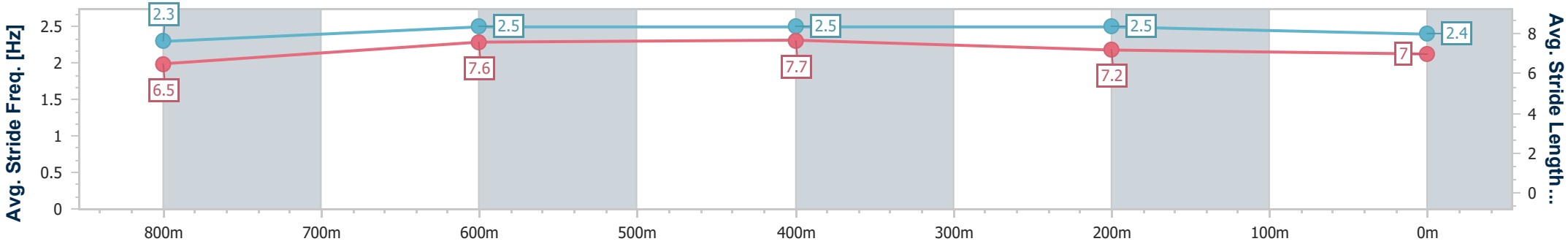

[ ]	Ranking at each section and finish
-:--.--	No data available at this section
NA	No data available

data processed by TRIPLESDATA

Horse/Jockey Name	Hearts Are Better
Final Rank	8
Fastest Section Time (Section)	0:10.97 (400m)
Top Speed [km/h] (Section)	68.2 (600m)
Race State	Finished

TAB

Eagle Farm QLD Professional

Race 6: LADBROKES MICK DITTMAN PLATE - 1000m

26 April 2025 - 14:33

Track Rating: Soft 7, Weather: Fine, Rail Position: +5m Entire

BRISBANE RACING CLUB

Section	Overall	800m	600m	400m	200m
Section Times	0:58.72 [8] (0:13.06)	0:45.66 [4] (0:11.20)	0:34.46 [5] (0:11.30)	0:23.16 [5] (0:10.97)	0:12.19 [6] (0:12.19)
Average Speed [km/h]	56.0	67.1	66.8	65.8	58.9
Top Speed [km/h]	66.8	67.5	68.2	68.2	62.1
Avg. Dist. to Rail [m]	7.6	8.7	10.1	11.6	9.4
Avg. Stride Freq. [Hz]	2.4	2.5	2.4	2.5	2.3
Avg. Stride Length [m]	6.5	7.6	7.6	7.4	7.1

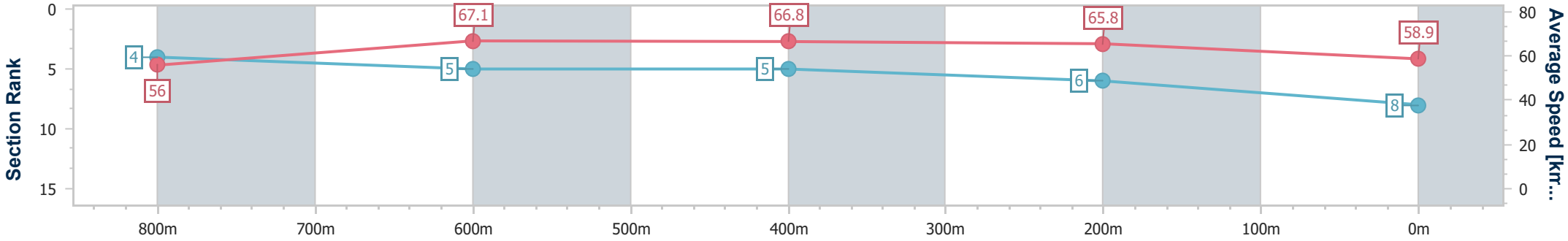

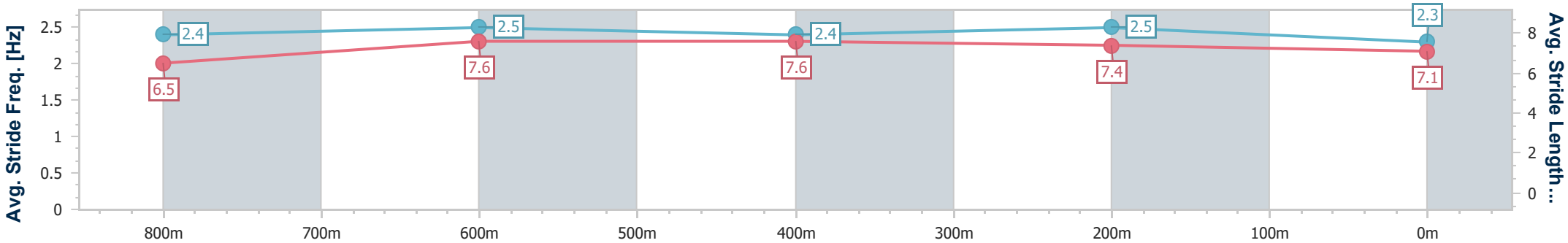

[ ]	Ranking at each section and finish
-:--.--	No data available at this section
NA	No data available

data processed by TRIPLESDATA

Horse/Jockey Name	State In Texas
Final Rank	9
Fastest Section Time (Section)	0:10.92 (800m)
Top Speed [km/h] (Section)	70.4 (800m)
Race State	Finished

TAB

Eagle Farm QLD Professional

Race 6: LADBROKES MICK DITTMAN PLATE - 1000m

26 April 2025 - 14:33

Track Rating: Soft 7, Weather: Fine, Rail Position: +5m Entire

BRISBANE RACING CLUB

Section	Overall	800m	600m	400m	200m
Section Times	0:59.05 [9] (0:13.26)	0:45.79 [7] (0:10.92)	0:34.87 [4] (0:11.33)	0:23.54 [3] (0:10.92)	0:12.62 [4] (0:12.62)
Average Speed [km/h]	56.0	69.4	67.3	66.1	57.0
Top Speed [km/h]	68.9	70.4	68.4	69.0	62.1
Avg. Dist. to Rail [m]	14.8	11.5	12.1	16.3	15.0
Avg. Stride Freq. [Hz]	2.3	2.5	2.5	2.5	2.3
Avg. Stride Length [m]	6.7	7.7	7.5	7.4	6.8

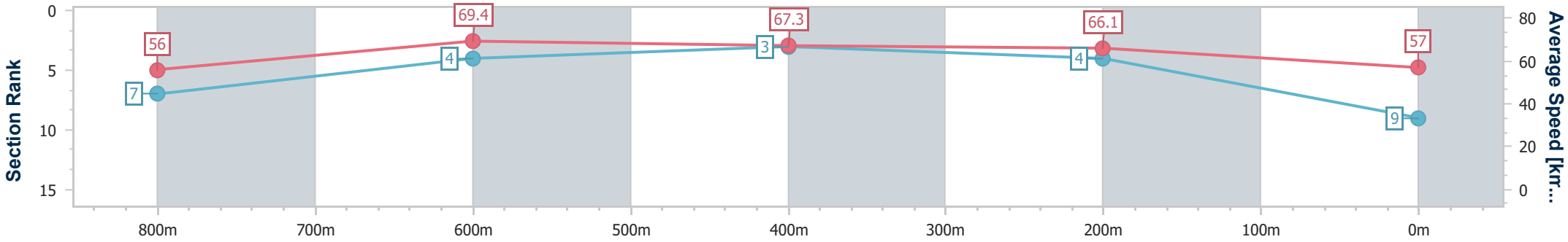

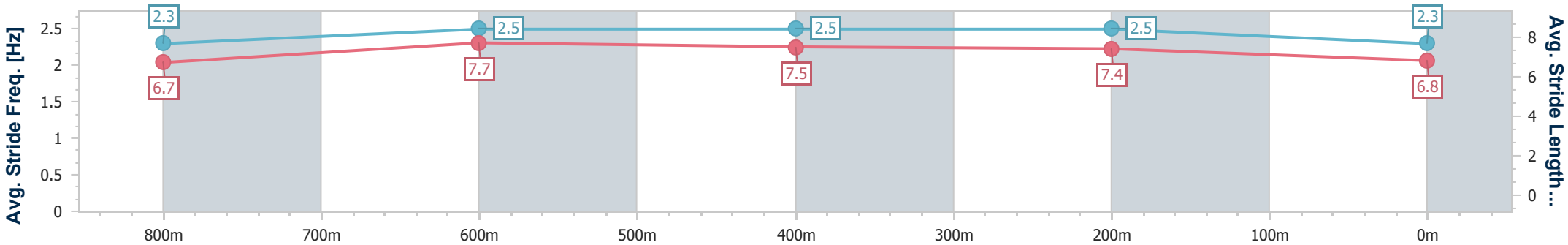

[ ]	Ranking at each section and finish
-:--.--	No data available at this section
NA	No data available

data processed by TRIPLESDATA

Horse/Jockey Name	Blantons Run
Final Rank	10
Fastest Section Time (Section)	0:11.12 (400m)
Top Speed [km/h] (Section)	67.2 (800m)
Race State	Finished

TAB

Eagle Farm QLD Professional

Race 6: LADBROKES MICK DITTMAN PLATE - 1000m

26 April 2025 - 14:33

Track Rating: Soft 7, Weather: Fine, Rail Position: +5m Entire

BRISBANE RACING CLUB

Section	Overall	800m	600m	400m	200m
Section Times	0:59.14 [10] (0:13.19)	0:45.95 [6] (0:11.14)	0:34.81 [7] (0:11.24)	0:23.57 [6] (0:11.12)	0:12.45 [8] (0:12.45)
Average Speed [km/h]	55.5	66.9	66.1	64.6	57.8
Top Speed [km/h]	66.1	67.2	66.4	66.3	62.0
Avg. Dist. to Rail [m]	6.2	7.0	6.2	6.5	6.4
Avg. Stride Freq. [Hz]	2.3	2.5	2.5	2.5	2.3
Avg. Stride Length [m]	6.7	7.5	7.3	7.2	7.0

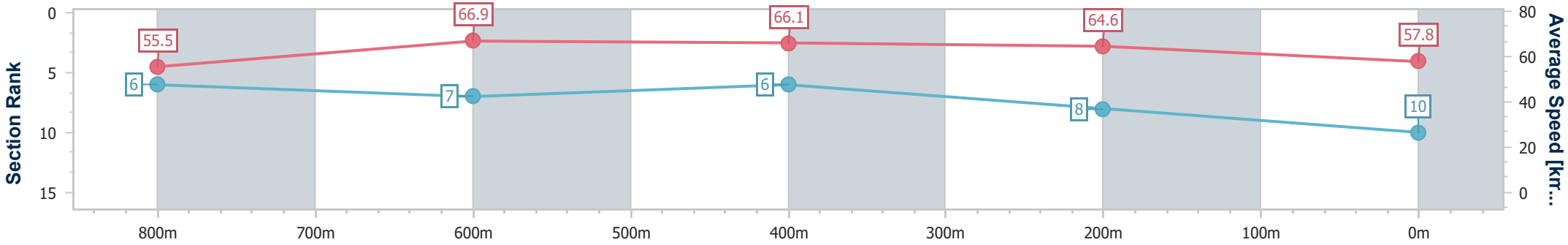

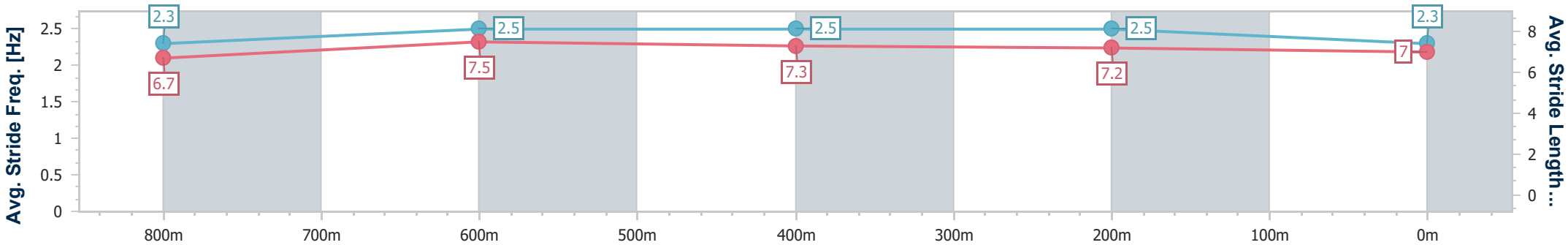

[ ]	Ranking at each section and finish
-:--.--	No data available at this section
NA	No data available

data processed by TRIPLESDATA

Horse/Jockey Name	Benzou
Final Rank	11
Fastest Section Time (Section)	0:11.08 (800m)
Top Speed [km/h] (Section)	69.7 (800m)
Race State	Finished

TAB

Eagle Farm QLD Professional

Race 6: LADBROKES MICK DITTMAN PLATE - 1000m

26 April 2025 - 14:33

Track Rating: Soft 7, Weather: Fine, Rail Position: +5m Entire

BRISBANE RACING CLUB

Section	Overall	800m	600m	400m	200m
Section Times	0:59.25 [11] (0:13.48)	0:45.77 [10] (0:11.08)	0:34.69 [11] (0:11.17)	0:23.52 [10] (0:11.08)	0:12.44 [11] (0:12.44)
Average Speed [km/h]	54.7	67.9	68.5	64.8	58.0
Top Speed [km/h]	65.4	69.7	69.2	67.6	61.4
Avg. Dist. to Rail [m]	12.3	9.7	12.0	15.6	15.8
Avg. Stride Freq. [Hz]	2.2	2.4	2.4	2.4	2.3
Avg. Stride Length [m]	6.9	7.9	7.9	7.6	7.1

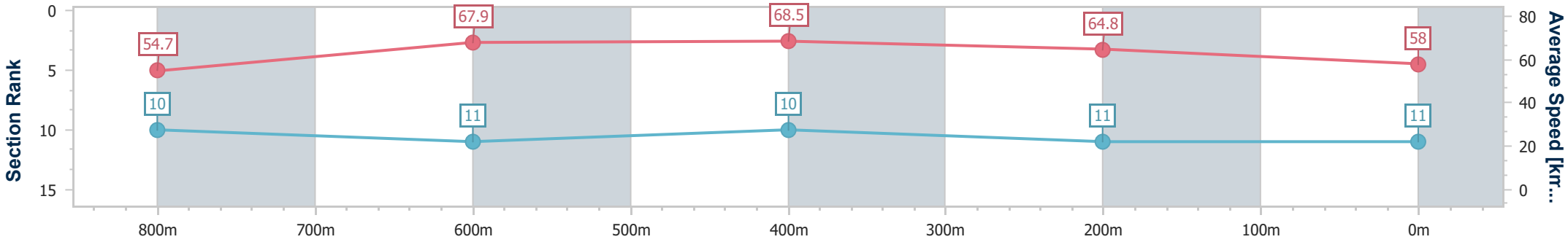

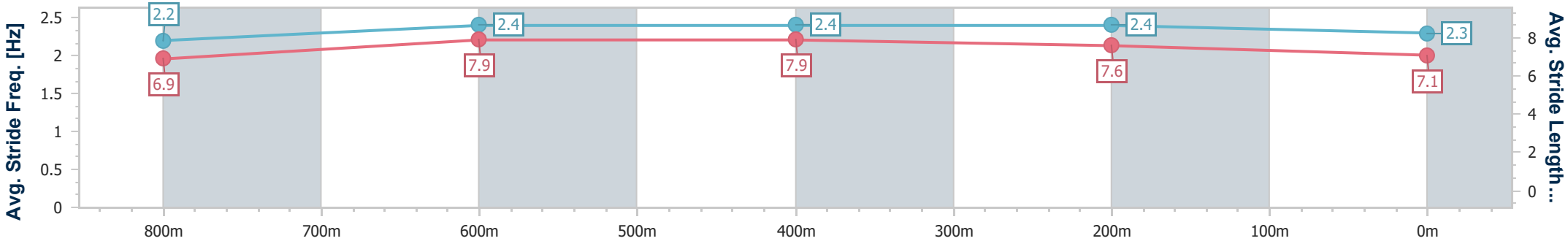

[ ]	Ranking at each section and finish
-:--.--	No data available at this section
NA	No data available

data processed by TRIPLESDATA

Horse/Jockey Name	Couples Retreat
Final Rank	12
Fastest Section Time (Section)	0:11.09 (400m)
Top Speed [km/h] (Section)	68.0 (800m)
Race State	Finished

TAB

Eagle Farm QLD Professional

Race 6: LADBROKES MICK DITTMAN PLATE - 1000m

26 April 2025 - 14:33

Track Rating: Soft 7, Weather: Fine, Rail Position: +5m Entire

BRISBANE RACING CLUB

Section	Overall	800m	600m	400m	200m
Section Times	0:59.74 [12] (0:13.48)	0:46.26 [10] (0:11.10)	0:35.16 [12] (0:11.31)	0:23.85 [12] (0:11.09)	0:12.76 [12] (0:12.76)
Average Speed [km/h]	54.4	67.0	66.3	64.9	56.4
Top Speed [km/h]	65.4	68.0	67.2	67.1	61.6
Avg. Dist. to Rail [m]	8.6	6.7	8.7	14.8	12.8
Avg. Stride Freq. [Hz]	2.3	2.4	2.4	2.4	2.2
Avg. Stride Length [m]	6.5	7.2	7.1	7.4	7.0

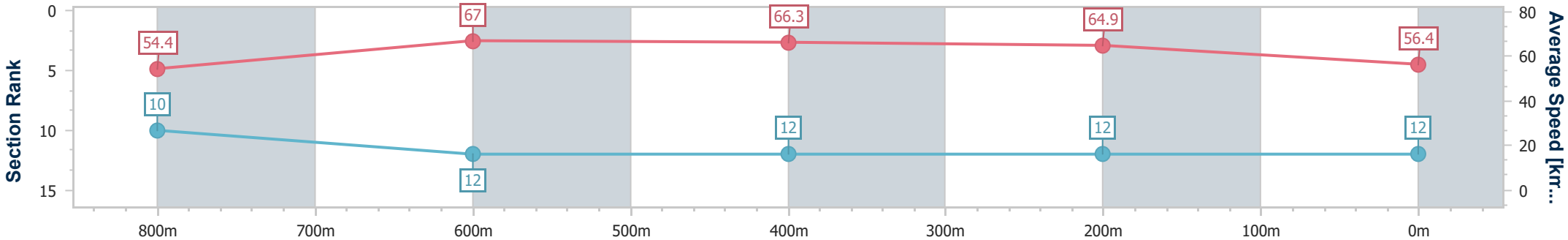

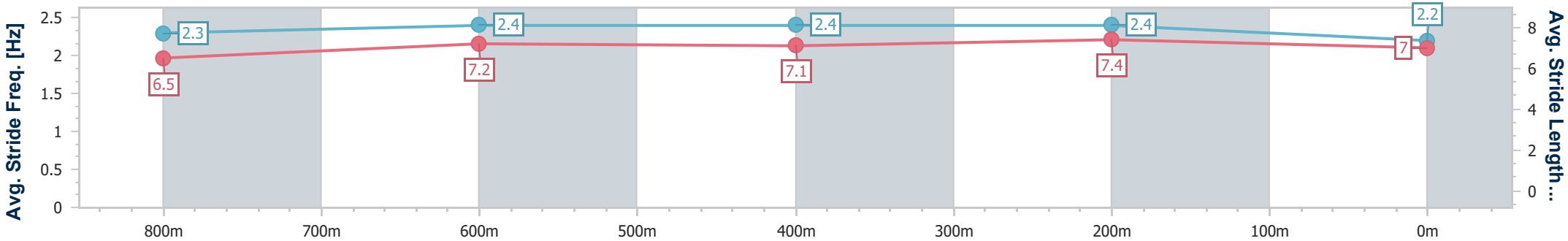

[ ]	Ranking at each section and finish
-:--.--	No data available at this section
NA	No data available

data processed by TRIPLESDATA

Eagle Farm QLD Professional

Race 7: THE CAGE YOUTH FOUNDATION PRINCESS STAKES - 1600m

26 April 2025 - 15:09

BRISBANE RACING CLUB

Track Rating: Soft 7, Weather: Fine, Rail Position: +5m Entire

Section	Overall	1400m	1200m	1000m	800m	600m	400m	Last 600m
Field Times	1:36.47 (0:13.03)	1:23.44 (0:11.62)	1:11.82 (0:11.46)	1:00.36 (0:12.20)	0:48.16 (0:12.49)	0:35.67 (0:12.12)	0:23.55 (0:11.43)	0:35.67

Rank	TAB	Horse/Jockey	Barrier	Top Speed [km/h]	Fastest Section	Overall	1400m	1200m	1000m	800m	600m	400m	Last 600m	Distance Travelled [m]
1	5	PHILIA	3	64.1	0:11.43	1:36.47 [1]	1:23.38 [2]	1:11.78 [2]	1:00.11 [2]	0:47.84 [2]	0:35.60 [2]	0:23.55 [1]	0:35.60	
		Kerrin McEvoy		400m	400m	(0:13.09)	(0:11.60)	(0:11.67)	(0:12.27)	(0:12.24)	(0:12.05)	(0:11.43)		
2	10	PINITO	6	64.6	0:11.36	1:36.82 [2]	1:23.19 [10]	1:11.41 [7]	0:59.70 [8]	0:47.43 [8]	0:35.33 [8]	0:23.40 [10]	0:35.33	+0
		Andrew Mallyon		400m	400m	(0:13.63)	(0:11.78)	(0:11.71)	(0:12.27)	(0:12.10)	(0:11.93)	(0:11.36)		
3	6	MERIDIANA	4	66.5	0:11.47	1:36.91 [3]	1:23.03 [13]	1:11.47 [9]	0:59.85 [7]	0:47.71 [6]	0:35.55 [7]	0:23.79 [4]	0:35.55	-2
		Damien Thornton		600m	400m	(0:13.88)	(0:11.56)	(0:11.62)	(0:12.14)	(0:12.16)	(0:11.76)	(0:11.47)		
4	7	HEAT MISSILE	7	64.1	0:11.46	1:37.02 [4]	1:23.99 [1]	1:12.37 [1]	1:00.91 [1]	0:48.71 [1]	0:36.22 [1]	0:24.07 [2]	0:36.22	+0
		Regan Bayliss		400m	1200m	(0:13.03)	(0:11.62)	(0:11.46)	(0:12.20)	(0:12.49)	(0:12.15)	(0:11.52)		
5	3	MISS BUSSLINGER	15	66.2	0:11.25	1:37.42 [5]	1:23.60 [12]	1:11.84 [11]	0:59.89 [13]	0:47.65 [13]	0:35.61 [14]	0:23.75 [14]	0:35.61	+4
		Michael Rodd		400m	400m	(0:13.82)	(0:11.76)	(0:11.95)	(0:12.24)	(0:12.04)	(0:11.86)	(0:11.25)		
6	8	READY TO SCHIPP	1	64.6	0:11.53	1:37.49 [6]	1:24.32 [3]	1:12.62 [3]	1:00.87 [4]	0:48.55 [3]	0:36.36 [4]	0:24.37 [5]	0:36.36	-4
		Kyle Wilson-Taylor		600m	400m	(0:13.17)	(0:11.70)	(0:11.75)	(0:12.32)	(0:12.19)	(0:11.99)	(0:11.53)		
7	9	SUN WORSHIPPER	20	64.7	0:11.56	1:37.51 [7]	1:23.58 [14]	1:11.96 [10]	1:00.30 [9]	0:48.04 [9]	0:35.98 [9]	0:24.08 [11]	0:35.98	-5
		Mark Du Plessis		1400m	400m	(0:13.93)	(0:11.62)	(0:11.66)	(0:12.26)	(0:12.06)	(0:11.90)	(0:11.56)		
8	4	POSTER GIRL	14	65.4	0:11.37	1:37.61 [8]	1:24.04 [9]	1:12.19 [8]	1:00.40 [10]	0:48.11 [10]	0:36.07 [10]	0:24.21 [9]	0:36.07	+5
		Martin Harley		600m	400m	(0:13.57)	(0:11.85)	(0:11.79)	(0:12.29)	(0:12.04)	(0:11.86)	(0:11.37)		
9	17	LA COMETA	8	63.9	0:11.66	1:37.62 [9]	1:24.33 [4]	1:12.39 [6]	1:00.63 [6]	0:48.36 [7]	0:36.38 [6]	0:24.43 [6]	0:36.38	-1
		Nikita Beriman		400m	400m	(0:13.29)	(0:11.94)	(0:11.76)	(0:12.27)	(0:11.98)	(0:11.95)	(0:11.66)		
10	12	MADAME LEXIS	13	65.5	0:11.64	1:37.73 [10]	1:23.77 [16]	1:11.94 [16]	1:00.24 [12]	0:48.04 [11]	0:35.99 [11]	0:24.10 [13]	0:35.99	-3
		Sean Cormack		600m	400m	(0:13.96)	(0:11.83)	(0:11.70)	(0:12.20)	(0:12.05)	(0:11.89)	(0:11.64)		

Scratched: Sheraquay (#20), Maragical (#11), Lovey Dovey (#15)

[ ]	Ranking at each section and finish	**SCN**	Saddle cloth number
-:--.--	No data available at this section	**DNF**	Did not finish
NA	No data available	**DNT**	Did not track

data processed by TRIPLESDATA

Eagle Farm QLD Professional

Race 7: THE CAGE YOUTH FOUNDATION PRINCESS STAKES - 1600m

26 April 2025 - 15:09

BRISBANE RACING CLUB

Track Rating: Soft 7, Weather: Fine, Rail Position: +5m Entire

Section	Overall	1400m	1200m	1000m	800m	600m	400m	Last 600m
Field Times	1:36.47 (0:13.03)	1:23.44 (0:11.62)	1:11.82 (0:11.46)	1:00.36 (0:12.20)	0:48.16 (0:12.49)	0:35.67 (0:12.12)	0:23.55 (0:11.43)	0:35.67

Rank	TAB	Horse/Jockey	Barrier	Top Speed [km/h]	Fastest Section	Overall	1400m	1200m	1000m	800m	600m	400m	Last 600m	Distance Travelled [m]
11	1	HARLEM QUEEN	5	65.7	0:11.54	1:37.79 [11]	1:23.85 [15]	1:12.03 [15]	1:00.32 [11]	0:48.08 [12]	0:36.00 [13]	0:24.26 [12]	0:36.00	+0
		Taylor Marshall		600m	400m	(0:13.94)	(0:11.82)	(0:11.71)	(0:12.24)	(0:12.08)	(0:11.74)	(0:11.54)		
12	2	PLEASURE ARTIST	19	65.7	0:11.67	1:37.98 [12]	1:24.50 [7]	1:12.23 [14]	0:59.96 [17]	0:47.72 [17]	0:35.86 [17]	0:24.19 [16]	0:35.86	+6
		Andrew Adkins		600m	600m	(0:13.48)	(0:12.27)	(0:12.27)	(0:12.24)	(0:11.86)	(0:11.67)	(0:11.87)		
13	14	BETTER THAN WORDS	2	64.3	0:11.63	1:38.06 [13]	1:24.75 [5]	1:13.05 [5]	1:01.42 [5]	0:49.04 [5]	0:36.89 [5]	0:24.87 [7]	0:36.89	+2
		Ron Stewart		400m	1200m	(0:13.31)	(0:11.70)	(0:11.63)	(0:12.38)	(0:12.15)	(0:12.02)	(0:11.85)		
14	18	SIRKEL	18	66.0	0:11.79	1:38.36 [14]	1:24.82 [8]	1:12.68 [13]	1:00.65 [15]	0:48.36 [16]	0:36.42 [15]	0:24.63 [15]	0:36.42	+8
		Robbie Dolan		600m	600m	(0:13.54)	(0:12.14)	(0:12.03)	(0:12.29)	(0:11.94)	(0:11.79)	(0:11.81)		
15	16	AUTUMNGIRL	16	66.6	0:11.47	1:38.48 [15]	1:24.33 [17]	1:12.42 [17]	1:00.72 [16]	0:48.52 [15]	0:36.50 [16]	0:24.59 [17]	0:36.50	+4
		Cejay Graham		600m	400m	(0:14.15)	(0:11.91)	(0:11.70)	(0:12.20)	(0:12.02)	(0:11.91)	(0:11.47)		
16	13	DATA SCRAMBLE	10	65.6	0:11.54	1:39.17 [16]	1:25.40 [11]	1:13.50 [12]	1:01.56 [14]	0:49.37 [14]	0:37.39 [12]	0:25.85 [8]	0:37.39	-2
		Jake Bayliss		600m	600m	(0:13.77)	(0:11.90)	(0:11.94)	(0:12.19)	(0:11.98)	(0:11.54)	(0:12.03)		
17	19	PROPOSE	9	64.4	0:11.51	1:40.41 [17]	1:26.94 [6]	1:15.43 [4]	1:03.79 [3]	0:51.45 [4]	0:39.39 [3]	0:27.33 [3]	0:39.39	+12
		Bailey Wheeler		600m	1400m	(0:13.47)	(0:11.51)	(0:11.64)	(0:12.34)	(0:12.06)	(0:12.06)	(0:12.41)		

Scratched: Sheraquay (#20), Maragical (#11), Lovey Dovey (#15)

[ ]	Ranking at each section and finish	**SCN**	Saddle cloth number
-:--.--	No data available at this section	**DNF**	Did not finish
NA	No data available	**DNT**	Did not track

data processed by TRIPLESDATA

Eagle Farm QLD Professional

Race 7: THE CAGE YOUTH FOUNDATION PRINCESS STAKES - 1600m

26 April 2025 - 15:09

BRISBANE RACING CLUB

Track Rating: Soft 7, Weather: Fine, Rail Position: +5m Entire

Section	200m	Last 600m
Field Times	0:12.12 (0:12.12)	0:35.67

Rank	TAB	Horse/Jockey	Barrier	Top Speed [km/h]	Fastest Section		Margin		Distance Travelled [m]
1	5	**PHILIA**	3	64.1	0:11.43	0:12.12 [1]	1:36.47	0:35.60	
		Kerrin McEvoy		400m	400m	(0:12.12)			
2	10	**PINITO**	6	64.6	0:11.36	0:12.04 [6]	2.05L	0:35.33	+0
		Andrew Mallyon		400m	400m	(0:12.04)			
3	6	**MERIDIANA**	4	66.5	0:11.47	0:12.32 [3]	2.58L	0:35.55	-2
		Damien Thornton		600m	400m	(0:12.32)			
4	7	**HEAT MISSILE**	7	64.1	0:11.46	0:12.55 [2]	3.27L	0:36.22	+0
		Regan Bayliss		400m	1200m	(0:12.55)			
5	3	**MISS BUSSLINGER**	15	66.2	0:11.25	0:12.50 [8]	5.58L	0:35.61	+4
		Michael Rodd		400m	400m	(0:12.50)			
6	8	**READY TO SCHIPP**	1	64.6	0:11.53	0:12.84 [4]	6.04L	0:36.36	-4
		Kyle Wilson-Taylor		600m	400m	(0:12.84)			
7	9	**SUN WORSHIPPER**	20	64.7	0:11.56	0:12.52 [9]	6.11L	0:35.98	-5
		Mark Du Plessis		1400m	400m	(0:12.52)			
8	4	**POSTER GIRL**	14	65.4	0:11.37	0:12.84 [5]	6.75L	0:36.07	+5
		Martin Harley		600m	400m	(0:12.84)			
9	17	**LA COMETA**	8	63.9	0:11.66	0:12.77 [7]	6.76L	0:36.38	-1
		Nikita Beriman		400m	400m	(0:12.77)			
10	12	**MADAME LEXIS**	13	65.5	0:11.64	0:12.46 [12]	7.42L	0:35.99	-3
		Sean Cormack		600m	400m	(0:12.46)			

Scratched: Sheraquay (#20), Maragical (#11), Lovey Dovey (#15)

[ ]	Ranking at each section and finish	SCN	Saddle cloth number
-:--.--	No data available at this section	DNF	Did not finish
NA	No data available	DNT	Did not track

data processed by TRIPLESDATA

Eagle Farm QLD Professional

Race 7: THE CAGE YOUTH FOUNDATION PRINCESS STAKES - 1600m

26 April 2025 - 15:09

BRISBANE RACING CLUB

Track Rating: Soft 7, Weather: Fine, Rail Position: +5m Entire

Section	200m	Last 600m
Field Times	0:12.12 (0:12.12)	0:35.67

Rank	TAB	Horse/Jockey	Barrier	Top Speed [km/h]	Fastest Section		Margin			Distance Travelled [m]
11	1	**HARLEM QUEEN**	5	65.7	0:11.54	0:12.72 [11]	7.79L		0:36.00	+0
		Taylor Marshall		600m	400m	(0:12.72)				
12	2	**PLEASURE ARTIST**	19	65.7	0:11.67	0:12.32 [17]	8.9L		0:35.86	+6
		Andrew Adkins		600m	600m	(0:12.32)				
13	14	**BETTER THAN WORDS**	2	64.3	0:11.63	0:13.02 [10]	9.38L		0:36.89	+2
		Ron Stewart		400m	1200m	(0:13.02)				
14	18	**SIRKEL**	18	66.0	0:11.79	0:12.82 [16]	11.15L		0:36.42	+8
		Robbie Dolan		600m	600m	(0:12.82)				
15	16	**AUTUMNGIRL**	16	66.6	0:11.47	0:13.12 [14]	11.85L		0:36.50	+4
		Cejay Graham		600m	400m	(0:13.12)				
16	13	**DATA SCRAMBLE**	10	65.6	0:11.54	0:13.82 [13]	15.91L		0:37.39	-2
		Jake Bayliss		600m	600m	(0:13.82)				
17	19	**PROPOSE**	9	64.4	0:11.51	0:14.92 [15]	23.18L		0:39.39	+12
		Bailey Wheeler		600m	1400m	(0:14.92)				

Scratched: Sheraquay (#20), Maragical (#11), Lovey Dovey (#15)

[ ]	Ranking at each section and finish	**SCN**	Saddle cloth number
-:--.--	No data available at this section	**DNF**	Did not finish
NA	No data available	**DNT**	Did not track

data processed by TRIPLESDATA

Horse/Jockey Name	Philia
Final Rank	1
Fastest Section Time (Section)	0:11.43 (400m)
Top Speed [km/h] (Section)	64.1 (400m)
Race State	Finished

TAB

Eagle Farm QLD Professional

Race 7: THE CAGE YOUTH FOUNDATION PRINCESS STAKES - 1600m

26 April 2025 - 15:09

Track Rating: Soft 7, Weather: Fine, Rail Position: +5m Entire

BRISBANE RACING CLUB

Section	Overall	1400m	1200m	1000m	800m	600m	400m	200m
Section Times	1:36.47 [1] (0:13.09)	1:23.38 [2] (0:11.60)	1:11.78 [2] (0:11.67)	1:00.11 [2] (0:12.27)	0:47.84 [2] (0:12.24)	0:35.60 [2] (0:12.05)	0:23.55 [1] (0:11.43)	0:12.12 [1] (0:12.12)
Average Speed [km/h]	55.4	62.5	61.8	61.2	60.6	62.3	63.1	59.3
Top Speed [km/h]	62.9	63.4	62.6	61.8	61.8	63.7	64.1	62.1
Avg. Dist. to Rail [m]	9.3	7.8	7.7	7.8	7.3	8.6	12.1	12.3
Avg. Stride Freq. [Hz]	2.2	2.3	2.3	2.3	2.3	2.4	2.4	2.4
Avg. Stride Length [m]	7.0	7.5	7.4	7.5	7.4	7.3	7.2	7.0

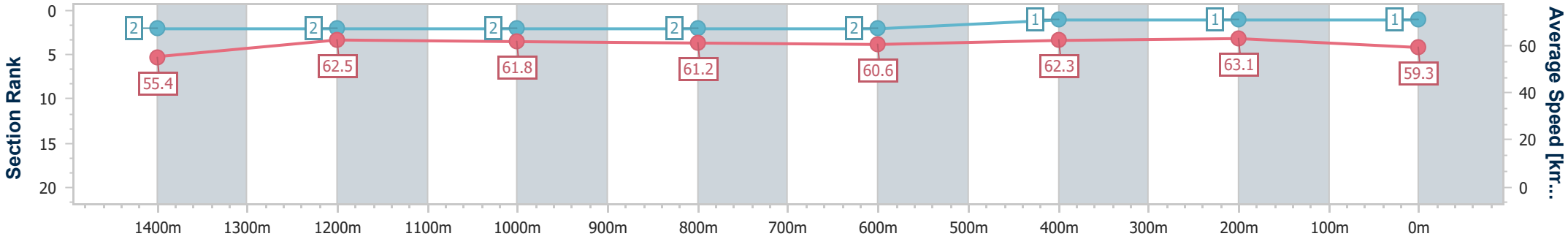

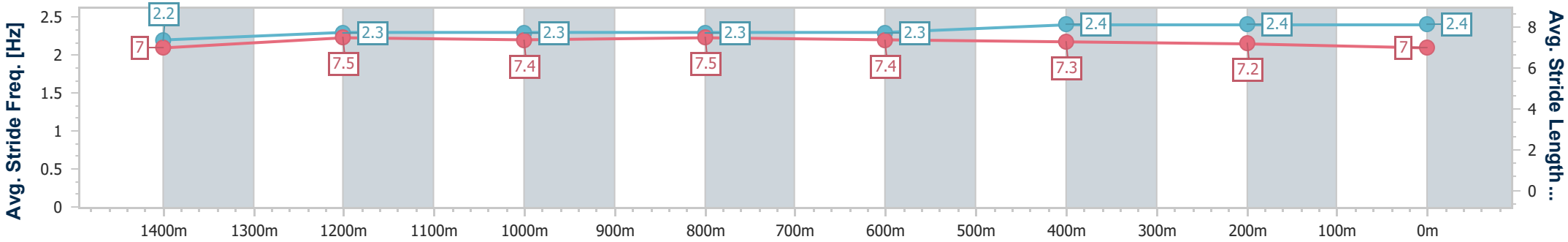

[ ]	Ranking at each section and finish
-:--.--	No data available at this section
NA	No data available

data processed by TRIPLESDATA

Horse/Jockey Name	Pinito
Final Rank	2
Fastest Section Time (Section)	0:11.36 (400m)
Top Speed [km/h] (Section)	64.6 (400m)
Race State	Finished

TAB

Eagle Farm QLD Professional

Race 7: THE CAGE YOUTH FOUNDATION PRINCESS STAKES - 1600m

26 April 2025 - 15:09

Track Rating: Soft 7, Weather: Fine, Rail Position: +5m Entire

BRISBANE RACING CLUB

Section	Overall	1400m	1200m	1000m	800m	600m	400m	200m
Section Times	1:36.82 [2] (0:13.63)	1:23.19 [10] (0:11.78)	1:11.41 [7] (0:11.71)	0:59.70 [8] (0:12.27)	0:47.43 [8] (0:12.10)	0:35.33 [8] (0:11.93)	0:23.40 [10] (0:11.36)	0:12.04 [6] (0:12.04)
Average Speed [km/h]	53.2	61.6	61.6	61.1	61.7	62.7	63.6	59.6
Top Speed [km/h]	60.9	64.0	62.3	61.7	63.2	63.3	64.6	62.8
Avg. Dist. to Rail [m]	11.4	8.3	8.4	8.0	7.6	7.9	11.0	12.3
Avg. Stride Freq. [Hz]	2.2	2.3	2.2	2.3	2.3	2.3	2.4	2.3
Avg. Stride Length [m]	6.8	7.5	7.6	7.5	7.6	7.5	7.5	7.2

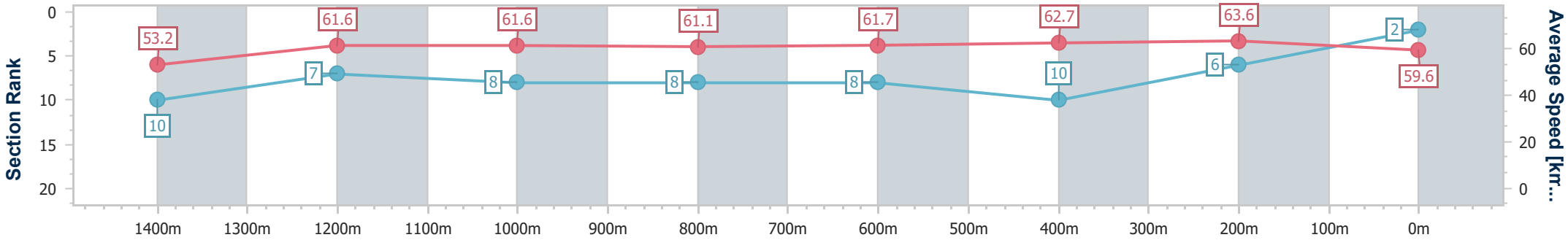

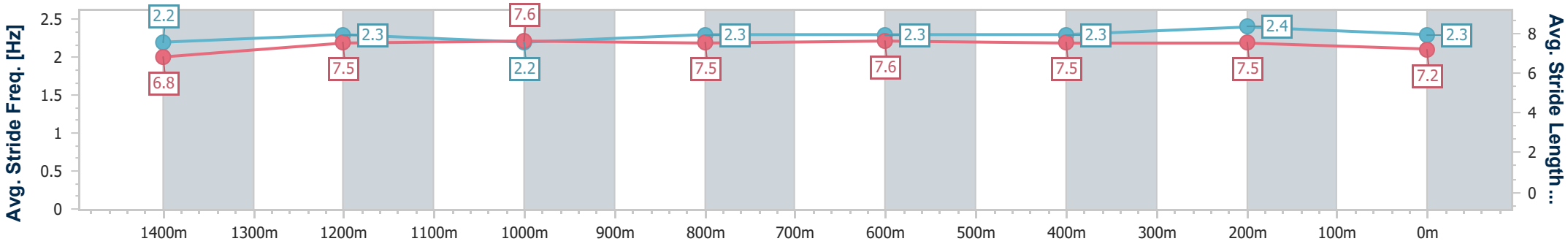

[ ]	Ranking at each section and finish
-:--.--	No data available at this section
NA	No data available

data processed by TRIPLESDATA

Horse/Jockey Name	Meridiana
Final Rank	3
Fastest Section Time (Section)	0:11.47 (400m)
Top Speed [km/h] (Section)	66.5 (600m)
Race State	Finished

TAB

Eagle Farm QLD Professional

Race 7: THE CAGE YOUTH FOUNDATION PRINCESS STAKES - 1600m

26 April 2025 - 15:09

Track Rating: Soft 7, Weather: Fine, Rail Position: +5m Entire

BRISBANE RACING CLUB

Section	Overall	1400m	1200m	1000m	800m	600m	400m	200m
Section Times	1:36.91 [3] (0:13.88)	1:23.03 [13] (0:11.56)	1:11.47 [9] (0:11.62)	0:59.85 [7] (0:12.14)	0:47.71 [6] (0:12.16)	0:35.55 [7] (0:11.76)	0:23.79 [4] (0:11.47)	0:12.32 [3] (0:12.32)
Average Speed [km/h]	52.2	62.6	62.3	61.3	61.0	63.7	63.0	58.3
Top Speed [km/h]	62.8	64.0	63.3	61.8	61.9	66.5	65.5	60.9
Avg. Dist. to Rail [m]	9.4	7.3	7.6	6.5	6.6	8.4	13.2	13.4
Avg. Stride Freq. [Hz]	2.2	2.3	2.3	2.3	2.3	2.4	2.4	2.4
Avg. Stride Length [m]	6.6	7.5	7.4	7.4	7.4	7.4	7.2	6.7

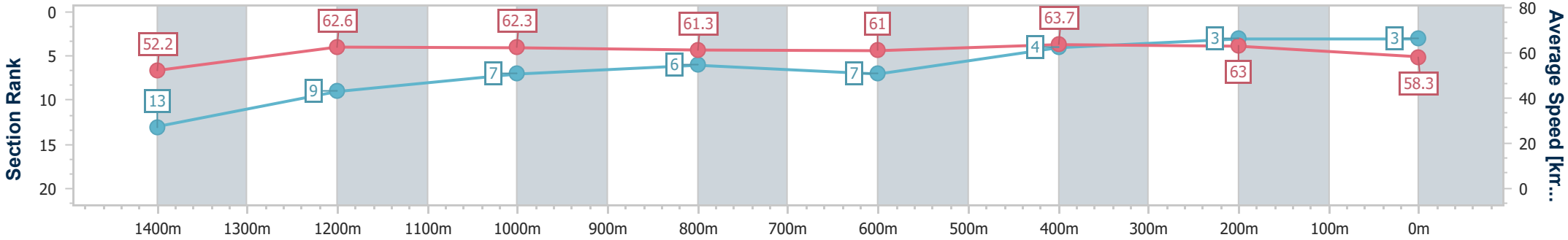

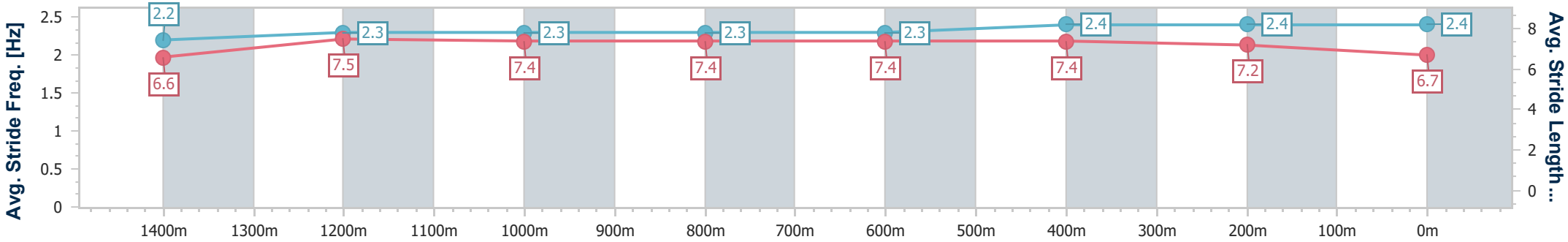

[ ]	Ranking at each section and finish
-:--.--	No data available at this section
NA	No data available

data processed by TRIPLESDATA

Horse/Jockey Name	Heat Missile
Final Rank	4
Fastest Section Time (Section)	0:11.46 (1200m)
Top Speed [km/h] (Section)	64.1 (400m)
Race State	Finished

TAB

Eagle Farm QLD Professional

Race 7: THE CAGE YOUTH FOUNDATION PRINCESS STAKES - 1600m

26 April 2025 - 15:09

Track Rating: Soft 7, Weather: Fine, Rail Position: +5m Entire

BRISBANE RACING CLUB

Section	Overall	1400m	1200m	1000m	800m	600m	400m	200m
Section Times	1:37.02 [4] (0:13.03)	1:23.99 [1] (0:11.62)	1:12.37 [1] (0:11.46)	1:00.91 [1] (0:12.20)	0:48.71 [1] (0:12.49)	0:36.22 [1] (0:12.15)	0:24.07 [2] (0:11.52)	0:12.55 [2] (0:12.55)
Average Speed [km/h]	55.7	62.3	63.0	61.4	59.9	61.6	62.5	57.3
Top Speed [km/h]	62.8	63.1	64.1	62.6	60.7	64.0	64.1	61.0
Avg. Dist. to Rail [m]	11.8	9.0	8.2	7.8	8.2	8.0	11.8	10.6
Avg. Stride Freq. [Hz]	2.3	2.3	2.3	2.3	2.3	2.4	2.4	2.3
Avg. Stride Length [m]	6.9	7.4	7.5	7.3	7.2	7.3	7.1	6.9

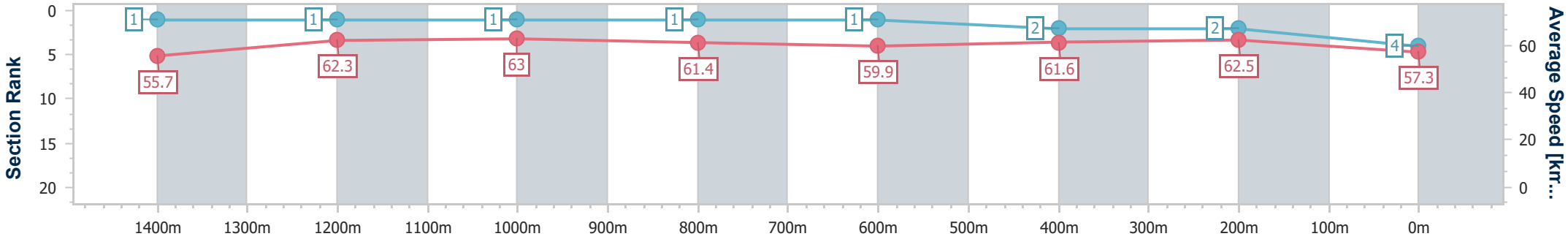

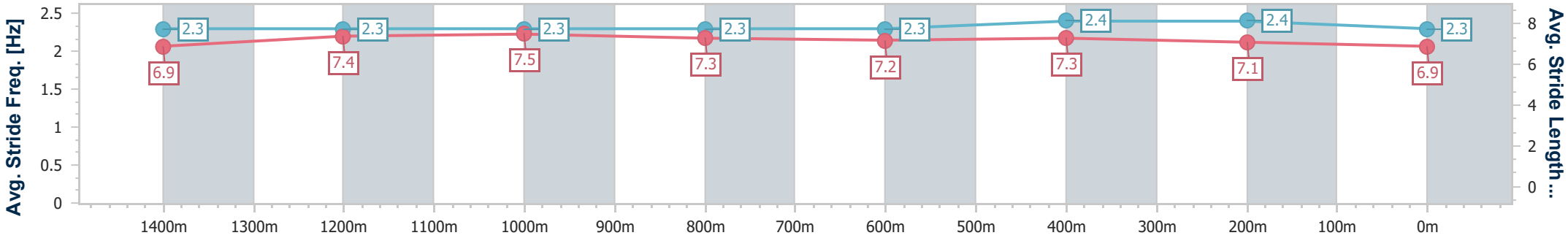

[ ]	Ranking at each section and finish
-:--.--	No data available at this section
NA	No data available

data processed by TRIPLESDATA

Horse/Jockey Name	Miss Busslinger
Final Rank	5
Fastest Section Time (Section)	0:11.25 (400m)
Top Speed [km/h] (Section)	66.2 (400m)
Race State	Finished

TAB

Eagle Farm QLD Professional

Race 7: THE CAGE YOUTH FOUNDATION PRINCESS STAKES - 1600m

26 April 2025 - 15:09

Track Rating: Soft 7, Weather: Fine, Rail Position: +5m Entire

BRISBANE RACING CLUB

Section	Overall	1400m	1200m	1000m	800m	600m	400m	200m
Section Times	1:37.42 [5] (0:13.82)	1:23.60 [12] (0:11.76)	1:11.84 [11] (0:11.95)	0:59.89 [13] (0:12.24)	0:47.65 [13] (0:12.04)	0:35.61 [14] (0:11.86)	0:23.75 [14] (0:11.25)	0:12.50 [8] (0:12.50)
Average Speed [km/h]	52.5	61.8	60.4	61.4	62.1	64.1	64.0	57.4
Top Speed [km/h]	60.6	62.9	61.9	62.6	63.7	66.1	66.2	61.8
Avg. Dist. to Rail [m]	15.9	9.6	8.8	8.2	8.3	11.1	16.4	15.7
Avg. Stride Freq. [Hz]	2.1	2.2	2.2	2.2	2.2	2.3	2.4	2.2
Avg. Stride Length [m]	6.9	7.8	7.8	7.8	7.9	7.7	7.6	7.3

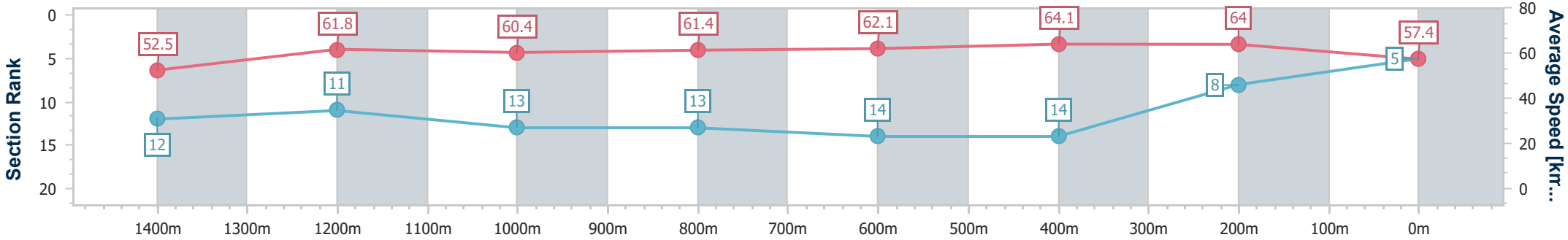

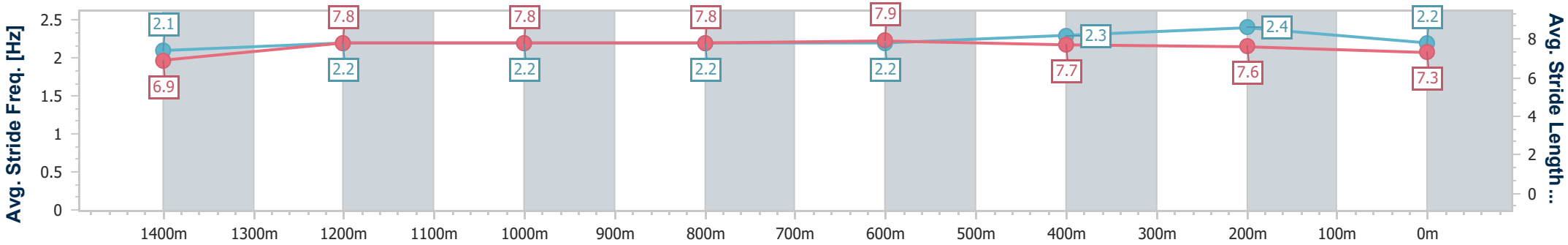

[ ]	Ranking at each section and finish
-:--.--	No data available at this section
NA	No data available

data processed by TRIPLESDATA

Horse/Jockey Name	Ready To Schipp
Final Rank	6
Fastest Section Time (Section)	0:11.53 (400m)
Top Speed [km/h] (Section)	64.6 (600m)
Race State	Finished

TAB

Eagle Farm QLD Professional

Race 7: THE CAGE YOUTH FOUNDATION PRINCESS STAKES - 1600m

26 April 2025 - 15:09

Track Rating: Soft 7, Weather: Fine, Rail Position: +5m Entire

BRISBANE RACING CLUB

Section	Overall	1400m	1200m	1000m	800m	600m	400m	200m
Section Times	1:37.49 [6] (0:13.17)	1:24.32 [3] (0:11.70)	1:12.62 [3] (0:11.75)	1:00.87 [4] (0:12.32)	0:48.55 [3] (0:12.19)	0:36.36 [4] (0:11.99)	0:24.37 [5] (0:11.53)	0:12.84 [4] (0:12.84)
Average Speed [km/h]	54.7	62.1	61.4	60.3	61.0	62.5	62.6	55.9
Top Speed [km/h]	62.4	63.1	62.3	61.6	62.8	64.6	64.5	60.3
Avg. Dist. to Rail [m]	6.7	6.2	6.8	6.3	6.9	7.9	9.3	9.6
Avg. Stride Freq. [Hz]	2.3	2.4	2.3	2.4	2.4	2.5	2.5	2.4
Avg. Stride Length [m]	6.8	7.1	7.4	7.1	7.1	7.0	7.0	6.6

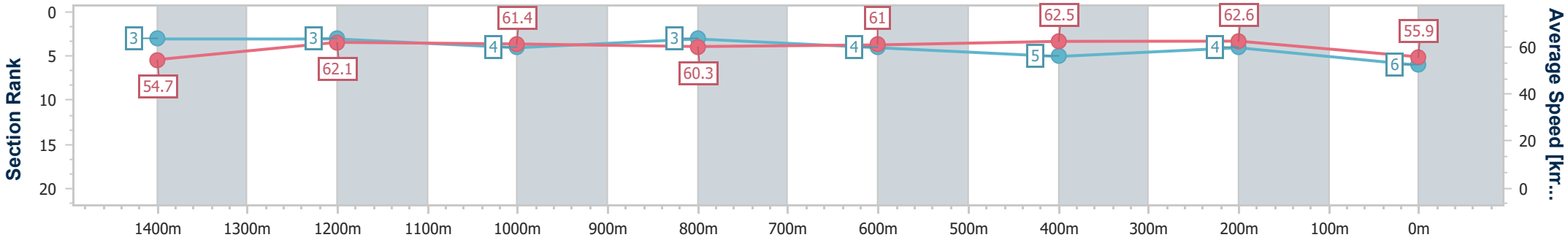

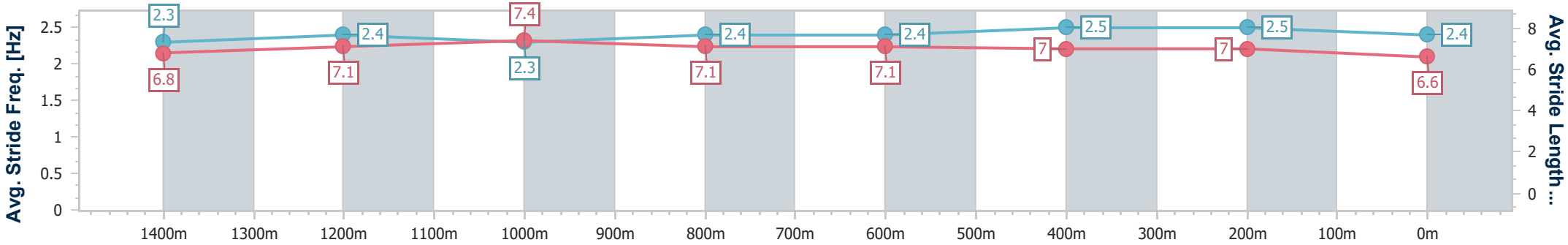

[ ]	Ranking at each section and finish
-:--.--	No data available at this section
NA	No data available

data processed by TRIPLESDATA

Horse/Jockey Name	Sun Worshipper
Final Rank	7
Fastest Section Time (Section)	0:11.56 (400m)
Top Speed [km/h] (Section)	64.7 (1400m)
Race State	Finished

TAB

Eagle Farm QLD Professional

Race 7: THE CAGE YOUTH FOUNDATION PRINCESS STAKES - 1600m

26 April 2025 - 15:09

Track Rating: Soft 7, Weather: Fine, Rail Position: +5m Entire

BRISBANE RACING CLUB

Section	Overall	1400m	1200m	1000m	800m	600m	400m	200m
Section Times	1:37.51 [7] (0:13.93)	1:23.58 [14] (0:11.62)	1:11.96 [10] (0:11.66)	1:00.30 [9] (0:12.26)	0:48.04 [9] (0:12.06)	0:35.98 [9] (0:11.90)	0:24.08 [11] (0:11.56)	0:12.52 [9] (0:12.52)
Average Speed [km/h]	52.1	62.6	61.8	60.6	61.3	62.3	62.3	57.7
Top Speed [km/h]	64.0	64.7	62.7	61.8	62.6	64.3	64.2	60.6
Avg. Dist. to Rail [m]	15.4	6.3	6.7	6.4	6.0	6.0	8.8	8.5
Avg. Stride Freq. [Hz]	2.3	2.4	2.4	2.4	2.4	2.4	2.4	2.3
Avg. Stride Length [m]	6.2	7.1	7.2	7.1	7.2	7.2	7.2	6.8

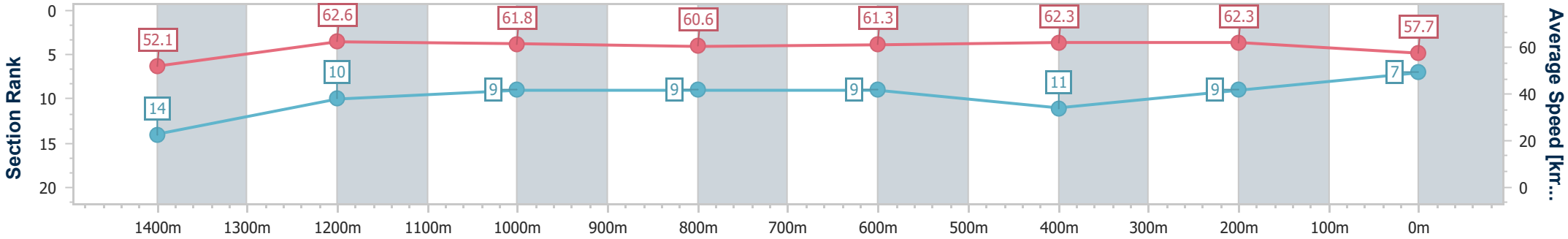

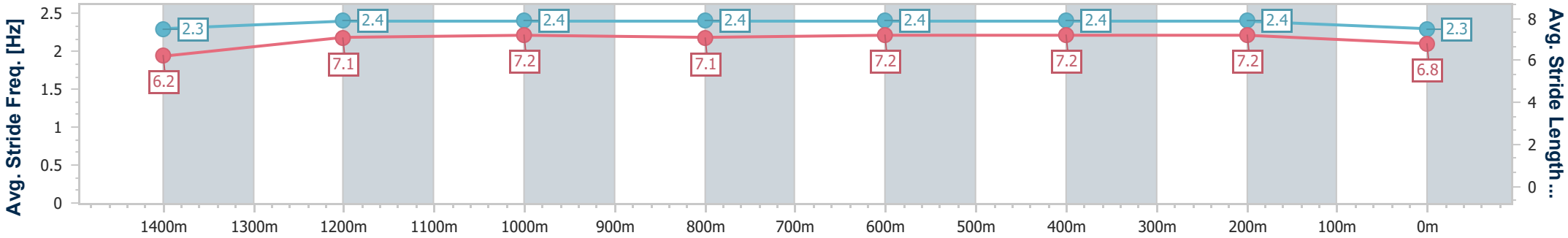

[ ]	Ranking at each section and finish
-:--.--	No data available at this section
NA	No data available

data processed by TRIPLESDATA

Horse/Jockey Name	Poster Girl
Final Rank	8
Fastest Section Time (Section)	0:11.37 (400m)
Top Speed [km/h] (Section)	65.4 (600m)
Race State	Finished

TAB

Eagle Farm QLD Professional

Race 7: THE CAGE YOUTH FOUNDATION PRINCESS STAKES - 1600m

26 April 2025 - 15:09

Track Rating: Soft 7, Weather: Fine, Rail Position: +5m Entire

BRISBANE RACING CLUB

Section	Overall	1400m	1200m	1000m	800m	600m	400m	200m
Section Times	1:37.61 [8] (0:13.57)	1:24.04 [9] (0:11.85)	1:12.19 [8] (0:11.79)	1:00.40 [10] (0:12.29)	0:48.11 [10] (0:12.04)	0:36.07 [10] (0:11.86)	0:24.21 [9] (0:11.37)	0:12.84 [5] (0:12.84)
Average Speed [km/h]	53.6	61.3	61.2	61.3	62.1	63.8	63.4	56.0
Top Speed [km/h]	60.9	62.6	62.0	62.0	63.1	65.4	65.2	60.8
Avg. Dist. to Rail [m]	15.6	10.2	9.3	8.5	8.3	10.7	15.2	12.9
Avg. Stride Freq. [Hz]	2.2	2.4	2.3	2.3	2.3	2.4	2.5	2.4
Avg. Stride Length [m]	6.7	7.2	7.3	7.3	7.4	7.4	7.0	6.5

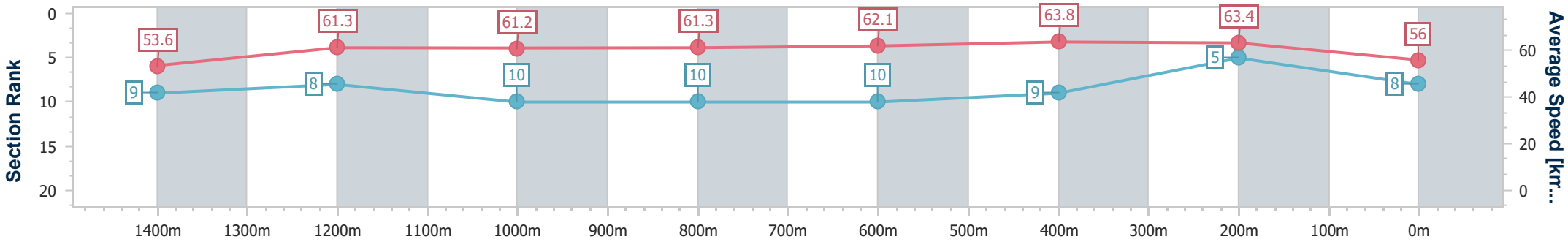

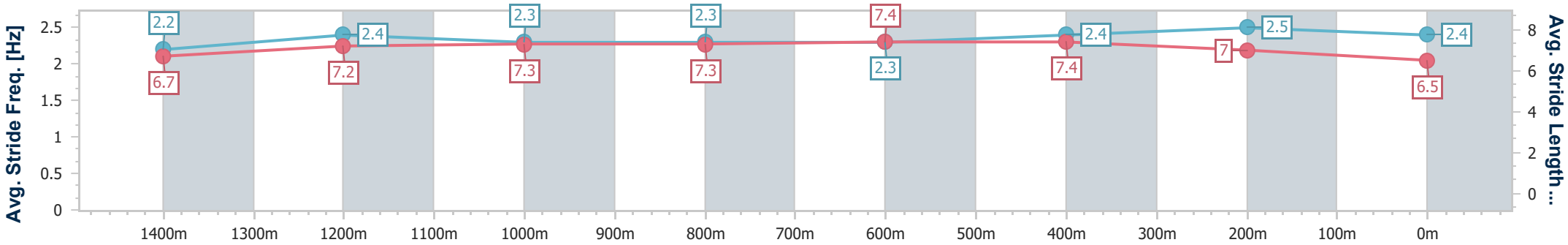

[ ]	Ranking at each section and finish
-:--.--	No data available at this section
NA	No data available

data processed by TRIPLESDATA

Horse/Jockey Name	La Cometa
Final Rank	9
Fastest Section Time (Section)	0:11.66 (400m)
Top Speed [km/h] (Section)	63.9 (400m)
Race State	Finished

TAB

Eagle Farm QLD Professional

Race 7: THE CAGE YOUTH FOUNDATION PRINCESS STAKES - 1600m

26 April 2025 - 15:09

Track Rating: Soft 7, Weather: Fine, Rail Position: +5m Entire

BRISBANE RACING CLUB

Section	Overall	1400m	1200m	1000m	800m	600m	400m	200m
Section Times	1:37.62 [9] (0:13.29)	1:24.33 [4] (0:11.94)	1:12.39 [6] (0:11.76)	1:00.63 [6] (0:12.27)	0:48.36 [7] (0:11.98)	0:36.38 [6] (0:11.95)	0:24.43 [6] (0:11.66)	0:12.77 [7] (0:12.77)
Average Speed [km/h]	54.5	60.7	61.6	60.7	62.1	63.2	61.7	56.3
Top Speed [km/h]	60.9	61.8	62.2	61.9	63.1	63.8	63.9	59.3
Avg. Dist. to Rail [m]	12.7	8.0	7.7	7.1	6.9	9.1	14.7	12.7
Avg. Stride Freq. [Hz]	2.2	2.2	2.2	2.2	2.3	2.3	2.3	2.2
Avg. Stride Length [m]	6.9	7.5	7.6	7.6	7.6	7.6	7.3	7.0

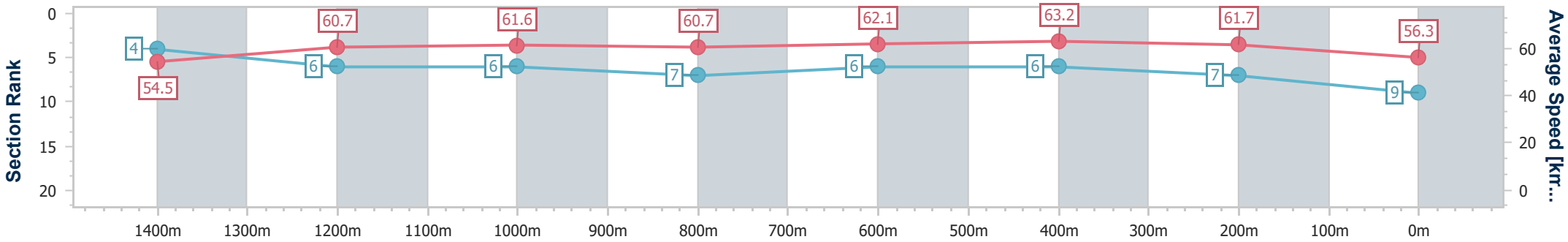

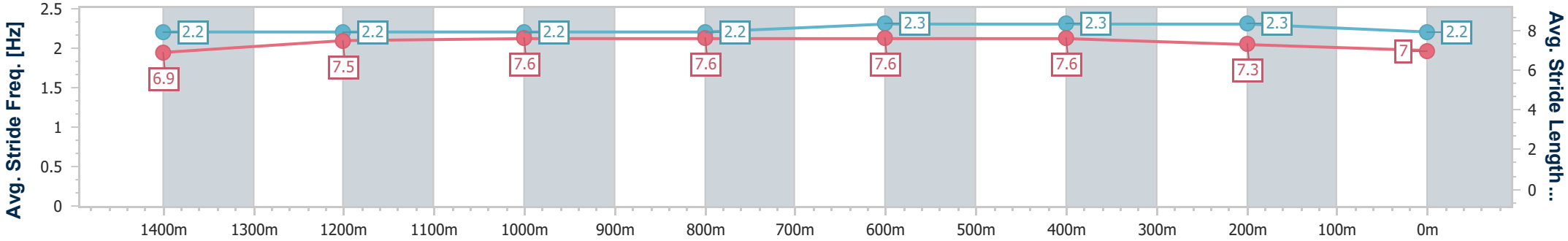

[ ]	Ranking at each section and finish
-:--.--	No data available at this section
NA	No data available

data processed by TRIPLESDATA

Horse/Jockey Name	Madame Lexis
Final Rank	10
Fastest Section Time (Section)	0:11.64 (400m)
Top Speed [km/h] (Section)	65.5 (600m)
Race State	Finished

TAB

Eagle Farm QLD Professional

Race 7: THE CAGE YOUTH FOUNDATION PRINCESS STAKES - 1600m

26 April 2025 - 15:09

Track Rating: Soft 7, Weather: Fine, Rail Position: +5m Entire

BRISBANE RACING CLUB

Section	Overall	1400m	1200m	1000m	800m	600m	400m	200m
Section Times	1:37.73 [10] (0:13.96)	1:23.77 [16] (0:11.83)	1:11.94 [16] (0:11.70)	1:00.24 [12] (0:12.20)	0:48.04 [11] (0:12.05)	0:35.99 [11] (0:11.89)	0:24.10 [13] (0:11.64)	0:12.46 [12] (0:12.46)
Average Speed [km/h]	51.9	61.4	61.7	61.1	61.5	62.7	61.9	57.7
Top Speed [km/h]	60.1	62.5	62.8	61.8	63.2	65.5	63.9	59.9
Avg. Dist. to Rail [m]	14.0	7.3	6.9	6.6	6.3	7.7	12.7	11.1
Avg. Stride Freq. [Hz]	2.1	2.2	2.2	2.2	2.2	2.3	2.3	2.2
Avg. Stride Length [m]	6.9	7.7	7.7	7.6	7.7	7.5	7.5	7.2

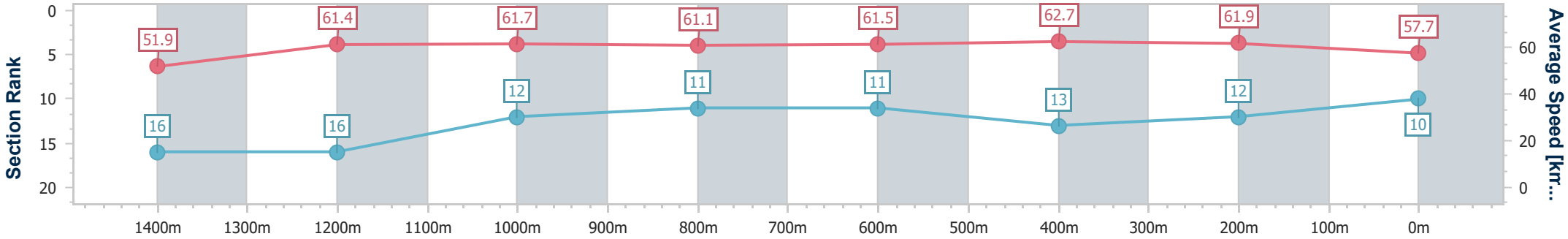

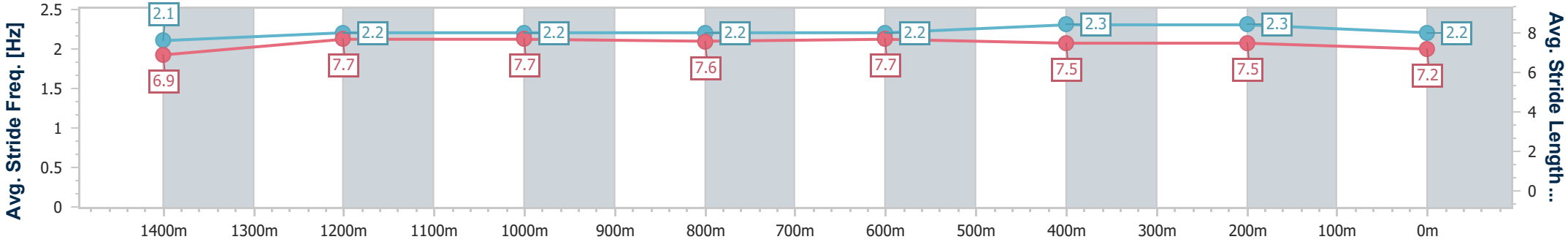

[ ]	Ranking at each section and finish
-:--.--	No data available at this section
NA	No data available

data processed by TRIPLESDATA

Horse/Jockey Name	Harlem Queen
Final Rank	11
Fastest Section Time (Section)	0:11.54 (400m)
Top Speed [km/h] (Section)	65.7 (600m)
Race State	Finished

TAB

Eagle Farm QLD Professional

Race 7: THE CAGE YOUTH FOUNDATION PRINCESS STAKES - 1600m

26 April 2025 - 15:09

Track Rating: Soft 7, Weather: Fine, Rail Position: +5m Entire

BRISBANE RACING CLUB

Section	Overall	1400m	1200m	1000m	800m	600m	400m	200m
Section Times	1:37.79 [11] (0:13.94)	1:23.85 [15] (0:11.82)	1:12.03 [15] (0:11.71)	1:00.32 [11] (0:12.24)	0:48.08 [12] (0:12.08)	0:36.00 [13] (0:11.74)	0:24.26 [12] (0:11.54)	0:12.72 [11] (0:12.72)
Average Speed [km/h]	51.9	61.2	61.6	61.2	61.9	64.0	62.5	56.5
Top Speed [km/h]	60.6	63.2	62.7	62.1	62.9	65.7	63.8	61.0
Avg. Dist. to Rail [m]	10.0	7.3	7.5	7.8	7.8	8.7	15.3	15.7
Avg. Stride Freq. [Hz]	2.0	2.2	2.2	2.2	2.2	2.3	2.3	2.2
Avg. Stride Length [m]	7.1	7.6	7.7	7.6	7.8	7.8	7.7	7.2

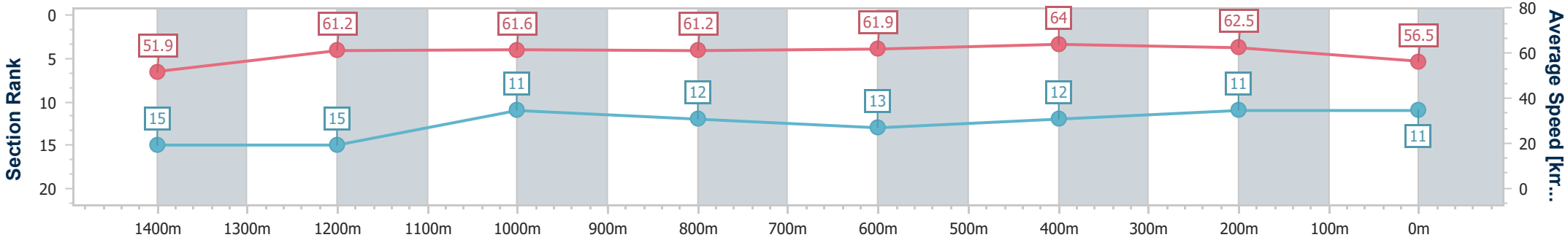

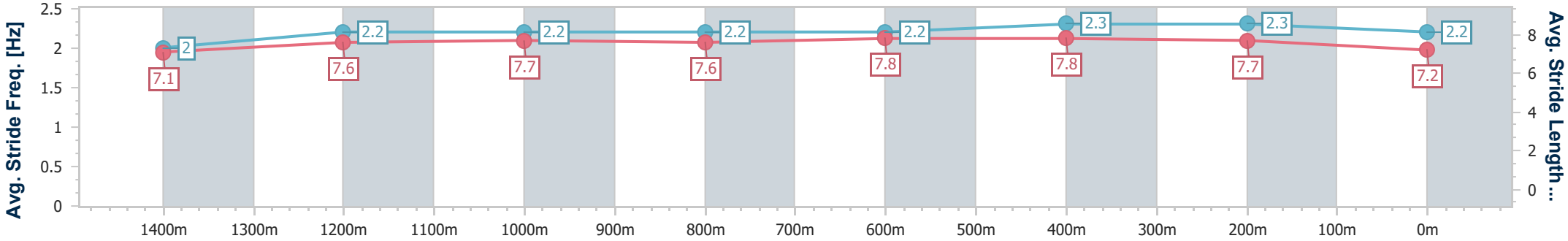

[ ]	Ranking at each section and finish
-:--.--	No data available at this section
NA	No data available

data processed by TRIPLESDATA

Horse/Jockey Name	Pleasure Artist
Final Rank	12
Fastest Section Time (Section)	0:11.67 (600m)
Top Speed [km/h] (Section)	65.7 (600m)
Race State	Finished

TAB

Eagle Farm QLD Professional

Race 7: THE CAGE YOUTH FOUNDATION PRINCESS STAKES - 1600m

26 April 2025 - 15:09

Track Rating: Soft 7, Weather: Fine, Rail Position: +5m Entire

BRISBANE RACING CLUB

Section	Overall	1400m	1200m	1000m	800m	600m	400m	200m
Section Times	1:37.98 [12] (0:13.48)	1:24.50 [7] (0:12.27)	1:12.23 [14] (0:12.27)	0:59.96 [17] (0:12.24)	0:47.72 [17] (0:11.86)	0:35.86 [17] (0:11.67)	0:24.19 [16] (0:11.87)	0:12.32 [17] (0:12.32)
Average Speed [km/h]	53.8	59.6	58.9	61.5	63.2	64.8	60.6	58.6
Top Speed [km/h]	63.6	60.4	60.1	63.4	64.7	65.7	64.6	61.1
Avg. Dist. to Rail [m]	20.0	12.5	10.0	8.7	8.7	10.4	17.6	17.1
Avg. Stride Freq. [Hz]	2.2	2.3	2.2	2.3	2.3	2.4	2.4	2.4
Avg. Stride Length [m]	6.6	7.3	7.2	7.5	7.5	7.4	7.1	6.9

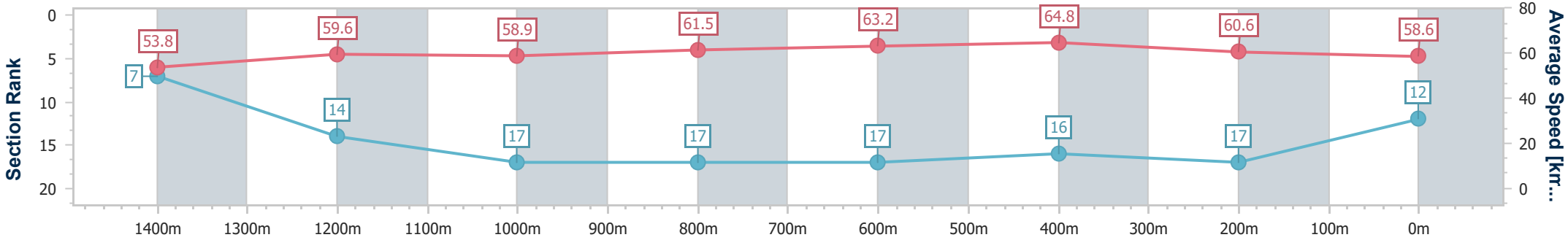

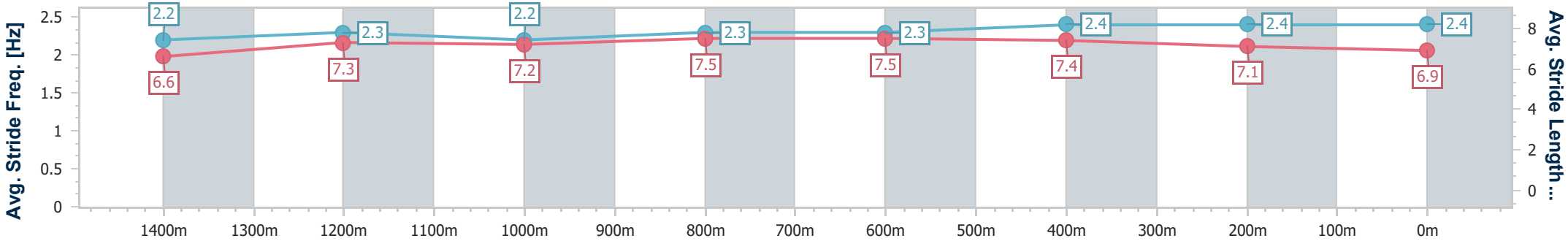

[ ]	Ranking at each section and finish
-:--.--	No data available at this section
NA	No data available

data processed by TRIPLESDATA

Horse/Jockey Name	Better Than Words
Final Rank	13
Fastest Section Time (Section)	0:11.63 (1200m)
Top Speed [km/h] (Section)	64.3 (400m)
Race State	Finished

TAB

Eagle Farm QLD Professional

Race 7: THE CAGE YOUTH FOUNDATION PRINCESS STAKES - 1600m

26 April 2025 - 15:09

Track Rating: Soft 7, Weather: Fine, Rail Position: +5m Entire

BRISBANE RACING CLUB

Section	Overall	1400m	1200m	1000m	800m	600m	400m	200m
Section Times	1:38.06 [13] (0:13.31)	1:24.75 [5] (0:11.70)	1:13.05 [5] (0:11.63)	1:01.42 [5] (0:12.38)	0:49.04 [5] (0:12.15)	0:36.89 [5] (0:12.02)	0:24.87 [7] (0:11.85)	0:13.02 [10] (0:13.02)
Average Speed [km/h]	54.3	62.0	62.2	60.3	61.4	63.2	60.5	55.4
Top Speed [km/h]	63.0	63.1	62.8	61.9	62.8	64.2	64.3	57.8
Avg. Dist. to Rail [m]	8.5	7.9	8.0	7.3	7.7	10.3	14.3	12.6
Avg. Stride Freq. [Hz]	2.2	2.4	2.3	2.3	2.3	2.4	2.3	2.2
Avg. Stride Length [m]	6.9	7.3	7.4	7.3	7.4	7.5	7.2	7.0

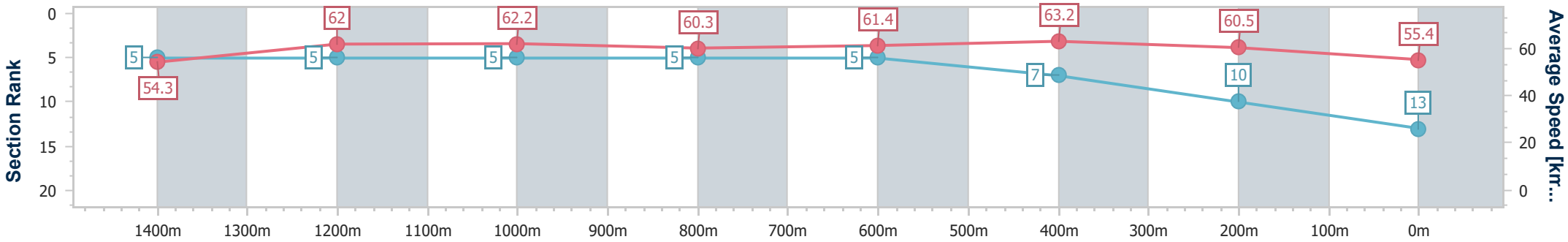

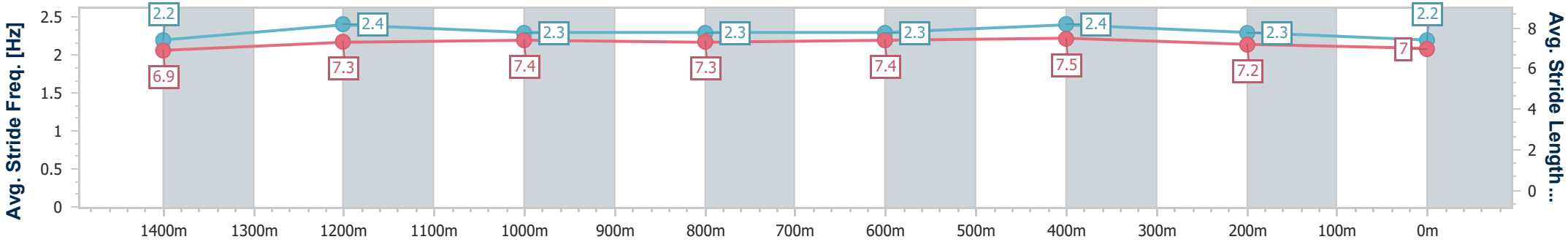

[ ]	Ranking at each section and finish
-:--.--	No data available at this section
NA	No data available

data processed by TRIPLESDATA

Horse/Jockey Name	Sirkel
Final Rank	14
Fastest Section Time (Section)	0:11.79 (600m)
Top Speed [km/h] (Section)	66.0 (600m)
Race State	Finished

TAB

Eagle Farm QLD Professional

Race 7: THE CAGE YOUTH FOUNDATION PRINCESS STAKES - 1600m

26 April 2025 - 15:09

Track Rating: Soft 7, Weather: Fine, Rail Position: +5m Entire

BRISBANE RACING CLUB

Section	Overall	1400m	1200m	1000m	800m	600m	400m	200m
Section Times	1:38.36 [14] (0:13.54)	1:24.82 [8] (0:12.14)	1:12.68 [13] (0:12.03)	1:00.65 [15] (0:12.29)	0:48.36 [16] (0:11.94)	0:36.42 [15] (0:11.79)	0:24.63 [15] (0:11.81)	0:12.82 [16] (0:12.82)
Average Speed [km/h]	53.6	59.9	60.3	61.3	62.9	64.5	60.9	56.3
Top Speed [km/h]	60.4	60.7	61.3	63.2	64.1	66.0	63.8	59.4
Avg. Dist. to Rail [m]	18.4	11.2	10.0	9.3	9.0	11.6	17.2	16.5
Avg. Stride Freq. [Hz]	2.1	2.3	2.3	2.3	2.3	2.4	2.4	2.3
Avg. Stride Length [m]	7.1	7.4	7.4	7.5	7.4	7.4	7.2	6.7

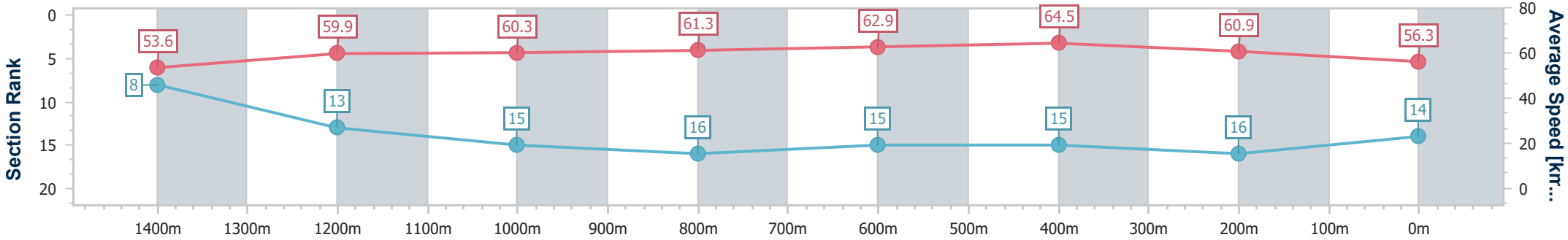

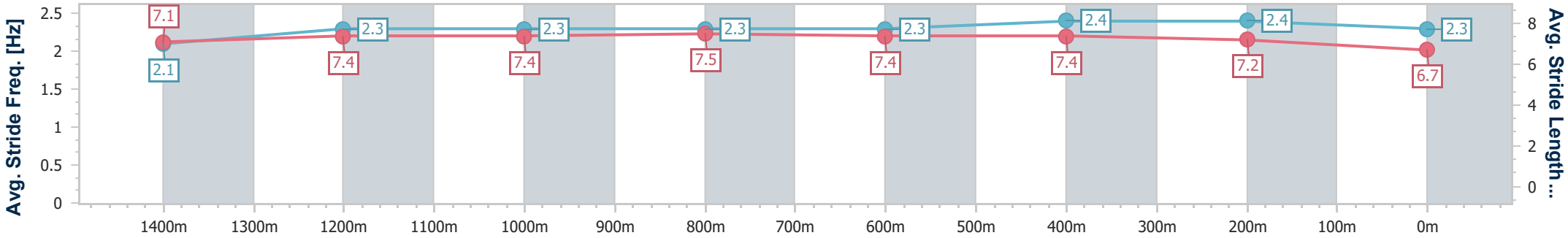

[ ]	Ranking at each section and finish
-:--.--	No data available at this section
NA	No data available

data processed by TRIPLESDATA

Horse/Jockey Name	Autumngirl
Final Rank	15
Fastest Section Time (Section)	0:11.47 (400m)
Top Speed [km/h] (Section)	66.6 (600m)
Race State	Finished

TAB

Eagle Farm QLD Professional

Race 7: THE CAGE YOUTH FOUNDATION PRINCESS STAKES - 1600m

26 April 2025 - 15:09

Track Rating: Soft 7, Weather: Fine, Rail Position: +5m Entire

BRISBANE RACING CLUB

Section	Overall	1400m	1200m	1000m	800m	600m	400m	200m
Section Times	1:38.48 [15] (0:14.15)	1:24.33 [17] (0:11.91)	1:12.42 [17] (0:11.70)	1:00.72 [16] (0:12.20)	0:48.52 [15] (0:12.02)	0:36.50 [16] (0:11.91)	0:24.59 [17] (0:11.47)	0:13.12 [14] (0:13.12)
Average Speed [km/h]	51.3	61.1	61.7	61.1	62.8	63.6	62.7	54.8
Top Speed [km/h]	59.8	62.1	63.2	62.8	64.5	66.6	66.0	58.9
Avg. Dist. to Rail [m]	17.1	8.4	7.1	7.1	9.7	10.8	12.8	8.8
Avg. Stride Freq. [Hz]	2.2	2.4	2.3	2.3	2.4	2.4	2.5	2.4
Avg. Stride Length [m]	6.5	7.2	7.3	7.3	7.4	7.2	7.0	6.5

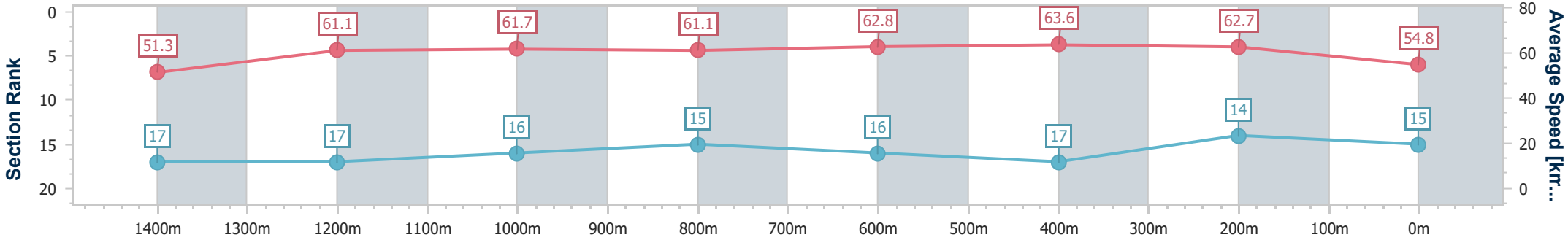

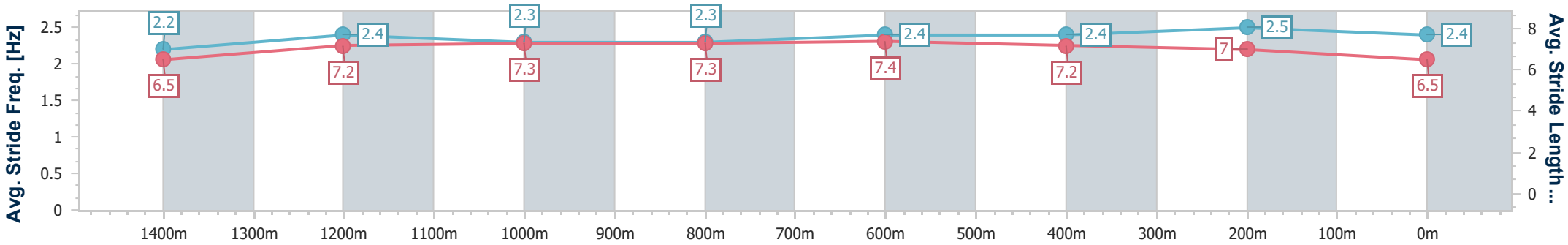

[ ]	Ranking at each section and finish
-:--.--	No data available at this section
NA	No data available

data processed by TRIPLESDATA

Horse/Jockey Name	Data Scramble
Final Rank	16
Fastest Section Time (Section)	0:11.54 (600m)
Top Speed [km/h] (Section)	65.6 (600m)
Race State	Finished

TAB

Eagle Farm QLD Professional

Race 7: THE CAGE YOUTH FOUNDATION PRINCESS STAKES - 1600m

26 April 2025 - 15:09

Track Rating: Soft 7, Weather: Fine, Rail Position: +5m Entire

BRISBANE RACING CLUB

Section	Overall	1400m	1200m	1000m	800m	600m	400m	200m
Section Times	1:39.17 [16] (0:13.77)	1:25.40 [11] (0:11.90)	1:13.50 [12] (0:11.94)	1:01.56 [14] (0:12.19)	0:49.37 [14] (0:11.98)	0:37.39 [12] (0:11.54)	0:25.85 [8] (0:12.03)	0:13.82 [13] (0:13.82)
Average Speed [km/h]	52.5	61.0	60.6	61.5	61.9	64.8	59.7	52.2
Top Speed [km/h]	61.3	62.3	60.8	62.4	62.7	65.6	64.3	61.1
Avg. Dist. to Rail [m]	13.8	8.4	8.3	7.5	6.8	7.4	14.9	14.7
Avg. Stride Freq. [Hz]	2.2	2.3	2.3	2.3	2.3	2.4	2.4	2.2
Avg. Stride Length [m]	6.7	7.3	7.4	7.4	7.4	7.3	7.1	6.8

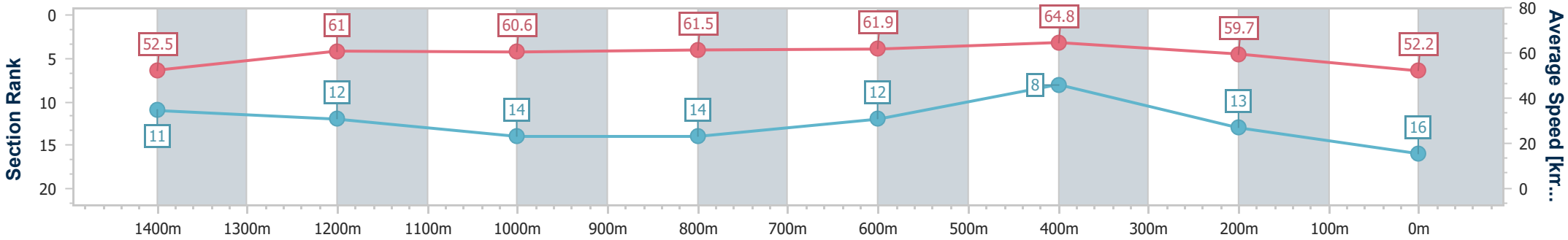

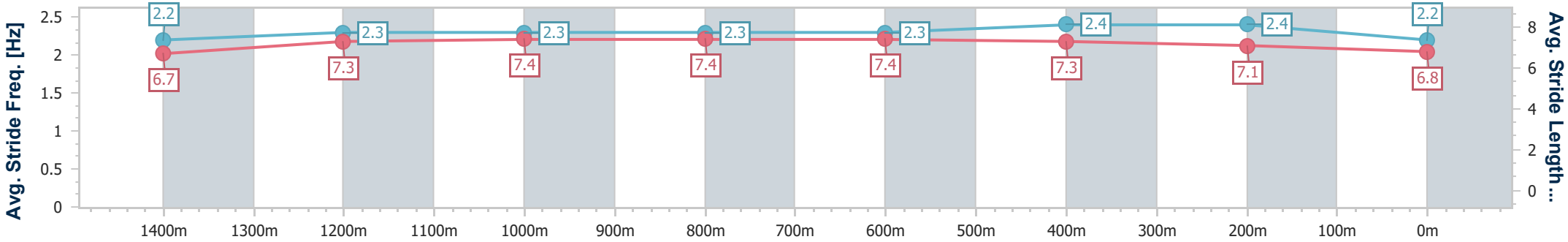

[ ]	Ranking at each section and finish
-:--.--	No data available at this section
NA	No data available

data processed by TRIPLESDATA

Horse/Jockey Name	Propose
Final Rank	17
Fastest Section Time (Section)	0:11.51 (1400m)
Top Speed [km/h] (Section)	64.4 (600m)
Race State	Finished

TAB

Eagle Farm QLD Professional

Race 7: THE CAGE YOUTH FOUNDATION PRINCESS STAKES - 1600m

26 April 2025 - 15:09

Track Rating: Soft 7, Weather: Fine, Rail Position: +5m Entire

BRISBANE RACING CLUB

Section	Overall	1400m	1200m	1000m	800m	600m	400m	200m
Section Times	1:40.41 [17] (0:13.47)	1:26.94 [6] (0:11.51)	1:15.43 [4] (0:11.64)	1:03.79 [3] (0:12.34)	0:51.45 [4] (0:12.06)	0:39.39 [3] (0:12.06)	0:27.33 [3] (0:12.41)	0:14.92 [15] (0:14.92)
Average Speed [km/h]	53.9	63.0	62.0	61.5	63.1	63.5	58.2	48.2
Top Speed [km/h]	61.3	63.7	63.1	61.8	63.8	64.4	61.2	54.4
Avg. Dist. to Rail [m]	13.5	8.9	9.3	10.4	11.4	12.9	17.2	15.5
Avg. Stride Freq. [Hz]	2.3	2.5	2.5	2.5	2.5	2.5	2.5	2.3
Avg. Stride Length [m]	6.6	6.8	6.9	6.8	7.0	6.9	6.5	5.9

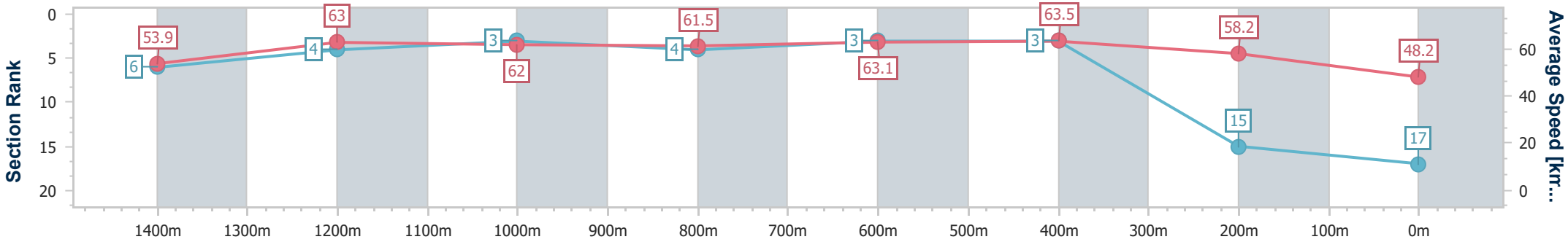

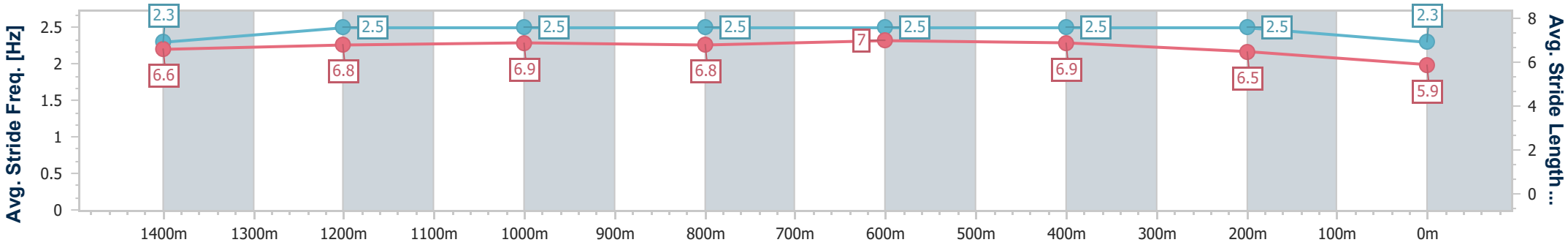

[ ]	Ranking at each section and finish
-:--.--	No data available at this section
NA	No data available

data processed by TRIPLESDATA

Eagle Farm QLD Professional

Race 8: JONES & CO IGA BRISBANE MILE - 1600m

26 April 2025 - 15:47

BRISBANE RACING CLUB

Track Rating: Soft 7, Weather: Fine, Rail Position: +5m Entire

Section	Overall	1400m	1200m	1000m	800m	600m	400m	Last 600m
Field Times	1:36.12 (0:12.82)	1:23.30 (0:11.13)	1:12.17 (0:11.55)	1:00.62 (0:12.22)	0:48.40 (0:12.38)	0:36.02 (0:11.95)	0:24.07 (0:11.60)	0:36.02

Rank	TAB	Horse/Jockey	Barrier	Top Speed [km/h]	Fastest Section	Overall	1400m	1200m	1000m	800m	600m	400m	Last 600m	Distance Travelled [m]
1	17	TENZING	1	66.9	0:11.35	1:36.12 [1]	1:22.77 [7]	1:11.41 [8]	0:59.74 [8]	0:47.52 [7]	0:35.40 [7]	0:23.65 [7]	0:35.40	
		Regan Bayliss		1400m	400m	(0:13.35)	(0:11.36)	(0:11.67)	(0:12.22)	(0:12.12)	(0:11.75)	(0:11.35)		
2	7	MISS JOELENE	9	65.7	0:11.26	1:36.18 [2]	1:22.73 [8]	1:11.47 [7]	0:59.85 [7]	0:47.46 [8]	0:35.43 [9]	0:23.70 [8]	0:35.43	+8
		Cejay Graham		600m	1400m	(0:13.45)	(0:11.26)	(0:11.62)	(0:12.39)	(0:12.03)	(0:11.73)	(0:11.33)		
3	14	ENCODER	15	66.3	0:11.39	1:36.26 [3]	1:22.49 [12]	1:10.99 [12]	0:59.55 [12]	0:47.24 [12]	0:35.32 [11]	0:23.62 [10]	0:35.32	+4
		Taylor Marshall		1200m	400m	(0:13.77)	(0:11.50)	(0:11.44)	(0:12.31)	(0:11.92)	(0:11.70)	(0:11.39)		
4	5	WILLIAMSBURG	5	65.8	0:11.17	1:36.33 [4]	1:23.35 [4]	1:12.18 [4]	1:00.51 [4]	0:48.23 [4]	0:36.03 [3]	0:24.21 [2]	0:36.03	+1
		Damien Thornton		1400m	1400m	(0:12.98)	(0:11.17)	(0:11.67)	(0:12.28)	(0:12.20)	(0:11.82)	(0:11.53)		
5	1	JUST FOLK	4	66.5	0:11.13	1:36.35 [5]	1:23.53 [1]	1:12.40 [1]	1:00.66 [2]	0:48.30 [2]	0:36.09 [2]	0:24.30 [1]	0:36.09	-5
		Noel Callow		1400m	1400m	(0:12.82)	(0:11.13)	(0:11.74)	(0:12.36)	(0:12.21)	(0:11.79)	(0:11.74)		
6	8	CABOCHE	7	64.7	0:11.43	1:36.58 [6]	1:23.11 [9]	1:11.68 [10]	1:00.07 [10]	0:47.78 [9]	0:35.86 [8]	0:24.16 [5]	0:35.86	+4
		Kyle Wilson-Taylor		600m	1400m	(0:13.47)	(0:11.43)	(0:11.61)	(0:12.29)	(0:11.92)	(0:11.70)	(0:11.58)		
7	2	PORT LOCKROY	14	66.5	0:11.30	1:36.67 [7]	1:23.69 [5]	1:12.39 [5]	1:00.71 [5]	0:48.43 [5]	0:36.18 [5]	0:24.24 [6]	0:36.18	+5
		Andrew Adkins		Overall	1400m	(0:12.98)	(0:11.30)	(0:11.68)	(0:12.28)	(0:12.25)	(0:11.94)	(0:11.74)		
8	6	NIKAU SPUR	10	65.1	0:11.32	1:36.71 [8]	1:23.10 [10]	1:11.78 [11]	1:00.20 [11]	0:47.86 [10]	0:35.80 [10]	0:23.90 [11]	0:35.80	+13
		Mark Du Plessis		1400m	1400m	(0:13.61)	(0:11.32)	(0:11.58)	(0:12.34)	(0:12.06)	(0:11.90)	(0:11.43)		
9	12	KRONENBOURG	8	66.1	0:11.14	1:37.06 [9]	1:24.21 [2]	1:13.07 [2]	1:01.35 [3]	0:49.00 [3]	0:36.74 [4]	0:24.78 [3]	0:36.74	+4
		Angela Jones		Overall	1400m	(0:12.85)	(0:11.14)	(0:11.72)	(0:12.35)	(0:12.26)	(0:11.96)	(0:11.69)		
10	15	KERCHAK	6	66.0	0:11.21	1:37.41 [10]	1:24.10 [6]	1:12.89 [6]	1:01.22 [6]	0:48.99 [6]	0:36.86 [6]	0:24.81 [9]	0:36.86	+4
		Cody Collis		1400m	1400m	(0:13.31)	(0:11.21)	(0:11.67)	(0:12.23)	(0:12.13)	(0:12.05)	(0:11.78)		

Scratched: Ducasse (#4), Al Mubhir (#3), Rising Pacific (#9), Political Debate (#10), Sibaaq (#13)

[ ]	Ranking at each section and finish	SCN	Saddle cloth number
-:--.--	No data available at this section	DNF	Did not finish
NA	No data available	DNT	Did not track

data processed by TRIPLESDATA

Eagle Farm QLD Professional

Race 8: JONES & CO IGA BRISBANE MILE - 1600m

26 April 2025 - 15:47

BRISBANE RACING CLUB

Track Rating: Soft 7, Weather: Fine, Rail Position: +5m Entire

Section	Overall	1400m	1200m	1000m	800m	600m	400m	Last 600m
Field Times	1:36.12 (0:12.82)	1:23.30 (0:11.13)	1:12.17 (0:11.55)	1:00.62 (0:12.22)	0:48.40 (0:12.38)	0:36.02 (0:11.95)	0:24.07 (0:11.60)	0:36.02

Rank	TAB	Horse/Jockey	Barrier	Top Speed [km/h]	Fastest Section	Overall	1400m	1200m	1000m	800m	600m	400m	Last 600m	Distance Travelled [m]
11	11	THAT'S MOLLY	2	65.8	0:11.19	1:37.52 [11]	1:23.84 [11]	1:12.65 [9]	1:01.10 [9]	0:48.66 [11]	0:36.45 [12]	0:24.44 [12]	0:36.45	+6
		Kerrin McEvoy		1400m	1400m	(0:13.68)	(0:11.19)	(0:11.55)	(0:12.44)	(0:12.21)	(0:12.01)	(0:11.66)		
12	16	MISSISSIPPI PRINCE	16	66.8	0:11.16	1:37.82 [12]	1:24.96 [3]	1:13.80 [3]	1:02.32 [1]	0:50.10 [1]	0:37.72 [1]	0:25.48 [4]	0:37.72	+5
		Ron Stewart		1400m	1400m	(0:12.86)	(0:11.16)	(0:11.48)	(0:12.22)	(0:12.38)	(0:12.24)	(0:12.01)		

Scratched: Ducasse (#4), Al Mubhir (#3), Rising Pacific (#9), Political Debate (#10), Sibaaq (#13)

[ ]	Ranking at each section and finish	**SCN**	Saddle cloth number
-:--.--	No data available at this section	**DNF**	Did not finish
NA	No data available	**DNT**	Did not track

data processed by TRIPLESDATA

Eagle Farm QLD Professional

Race 8: JONES & CO IGA BRISBANE MILE - 1600m

26 April 2025 - 15:47

BRISBANE RACING CLUB

Track Rating: Soft 7, Weather: Fine, Rail Position: +5m Entire

Section	200m	Last 600m
Field Times	0:12.47 (0:12.47)	0:36.02

Rank	TAB	Horse/Jockey	Barrier	Top Speed [km/h]	Fastest Section		Margin		Distance Travelled [m]
1	17	**TENZING**	1	66.9	0:11.35	0:12.30 [4]	1:36.12	0:35.40	
		Regan Bayliss		1400m	400m	(0:12.30)			
2	7	**MISS JOELENE**	9	65.7	0:11.26	0:12.37 [3]	0.39L	0:35.43	+8
		Cejay Graham		600m	1400m	(0:12.37)			
3	14	**ENCODER**	15	66.3	0:11.39	0:12.23 [7]	0.84L	0:35.32	+4
		Taylor Marshall		1200m	400m	(0:12.23)			
4	5	**WILLIAMSBURG**	5	65.8	0:11.17	0:12.68 [1]	1.24L	0:36.03	+1
		Damien Thornton		1400m	1400m	(0:12.68)			
5	1	**JUST FOLK**	4	66.5	0:11.13	0:12.56 [2]	1.36L	0:36.09	-5
		Noel Callow		1400m	1400m	(0:12.56)			
6	8	**CABOCHE**	7	64.7	0:11.43	0:12.58 [6]	2.73L	0:35.86	+4
		Kyle Wilson-Taylor		600m	1400m	(0:12.58)			
7	2	**PORT LOCKROY**	14	66.5	0:11.30	0:12.50 [8]	3.27L	0:36.18	+5
		Andrew Adkins		Overall	1400m	(0:12.50)			
8	6	**NIKAU SPUR**	10	65.1	0:11.32	0:12.47 [9]	3.46L	0:35.80	+13
		Mark Du Plessis		1400m	1400m	(0:12.47)			
9	12	**KRONENBOURG**	8	66.1	0:11.14	0:13.09 [5]	5.54L	0:36.74	+4
		Angela Jones		Overall	1400m	(0:13.09)			
10	15	**KERCHAK**	6	66.0	0:11.21	0:13.03 [11]	7.58L	0:36.86	+4
		Cody Collis		1400m	1400m	(0:13.03)			

Scratched: Ducasse (#4), Al Mubhir (#3), Rising Pacific (#9), Political Debate (#10), Sibaaq (#13)

[ ]	Ranking at each section and finish	SCN	Saddle cloth number
-:--.--	No data available at this section	DNF	Did not finish
NA	No data available	DNT	Did not track

data processed by TRIPLESDATA

Eagle Farm QLD Professional

Race 8: JONES & CO IGA BRISBANE MILE - 1600m

26 April 2025 - 15:47

BRISBANE RACING CLUB

Track Rating: Soft 7, Weather: Fine, Rail Position: +5m Entire

Section	200m	Last 600m
Field Times	0:12.47 (0:12.47)	0:36.02

Rank	TAB	Horse/Jockey	Barrier	Top Speed [km/h]	Fastest Section		Margin			Distance Travelled [m]
11	11	THAT'S MOLLY	2	65.8	0:11.19	0:12.78 [12]	8.28L		0:36.45	+6
		Kerrin McEvoy		1400m	1400m	(0:12.78)				
12	16	MISSISSIPPI PRINCE	16	66.8	0:11.16	0:13.47 [10]	10.04L		0:37.72	+5
		Ron Stewart		1400m	1400m	(0:13.47)				

Scratched: Ducasse (#4), Al Mubhir (#3), Rising Pacific (#9), Political Debate (#10), Sibaaq (#13)

[ ]	Ranking at each section and finish	**SCN**	Saddle cloth number
-:--.--	No data available at this section	**DNF**	Did not finish
NA	No data available	**DNT**	Did not track

data processed by TRIPLESDATA

Horse/Jockey Name	Tenzing
Final Rank	1
Fastest Section Time (Section)	0:11.35 (400m)
Top Speed [km/h] (Section)	66.9 (1400m)
Race State	Finished

TAB

Eagle Farm QLD Professional

Race 8: JONES & CO IGA BRISBANE MILE - 1600m

26 April 2025 - 15:47

Track Rating: Soft 7, Weather: Fine, Rail Position: +5m Entire

BRISBANE RACING CLUB

Section	Overall	1400m	1200m	1000m	800m	600m	400m	200m
Section Times	1:36.12 [1] (0:13.35)	1:22.77 [7] (0:11.36)	1:11.41 [8] (0:11.67)	0:59.74 [8] (0:12.22)	0:47.52 [7] (0:12.12)	0:35.40 [7] (0:11.75)	0:23.65 [7] (0:11.35)	0:12.30 [4] (0:12.30)
Average Speed [km/h]	54.3	63.7	62.1	60.9	60.9	63.5	63.5	58.3
Top Speed [km/h]	66.5	66.9	63.6	62.0	63.3	64.9	65.0	61.5
Avg. Dist. to Rail [m]	7.7	6.8	7.5	6.7	5.8	6.6	7.7	7.6
Avg. Stride Freq. [Hz]	2.3	2.4	2.4	2.4	2.4	2.4	2.5	2.4
Avg. Stride Length [m]	6.7	7.3	7.2	7.1	7.2	7.2	7.2	6.9

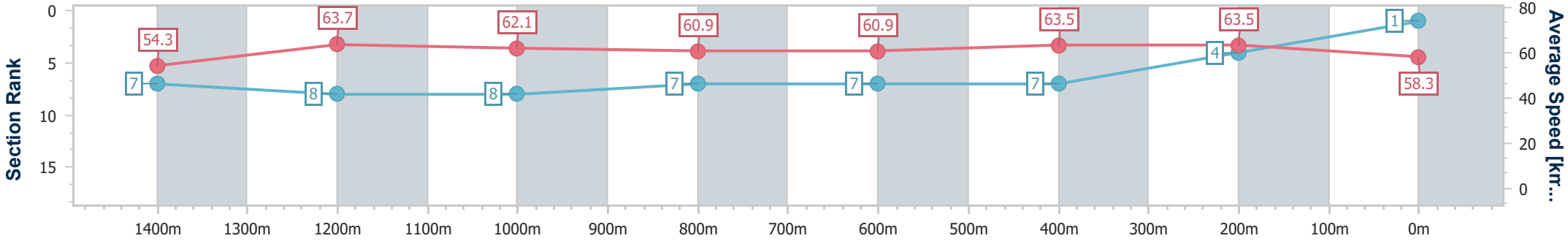

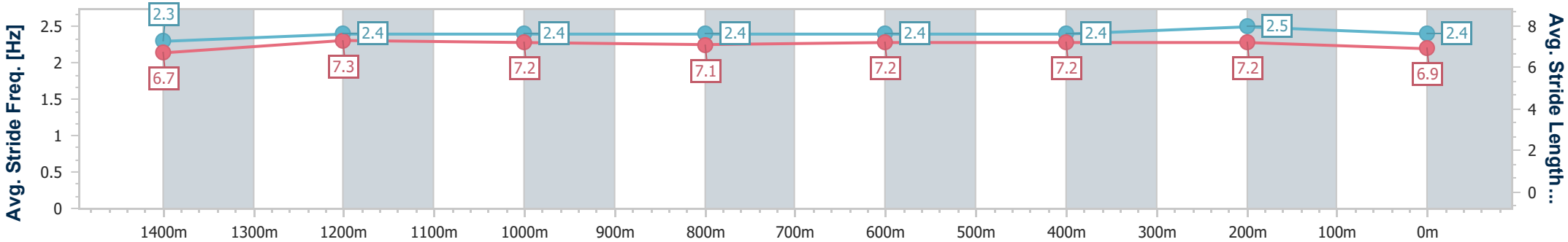

[ ]	Ranking at each section and finish
-:--.--	No data available at this section
NA	No data available

data processed by TRIPLESDATA

Horse/Jockey Name	Miss Joelene
Final Rank	2
Fastest Section Time (Section)	0:11.26 (1400m)
Top Speed [km/h] (Section)	65.7 (600m)
Race State	Finished

TAB

Eagle Farm QLD Professional

Race 8: JONES & CO IGA BRISBANE MILE - 1600m

26 April 2025 - 15:47

Track Rating: Soft 7, Weather: Fine, Rail Position: +5m Entire

BRISBANE RACING CLUB

Section	Overall	1400m	1200m	1000m	800m	600m	400m	200m
Section Times	1:36.18 [2] (0:13.45)	1:22.73 [8] (0:11.26)	1:11.47 [7] (0:11.62)	0:59.85 [7] (0:12.39)	0:47.46 [8] (0:12.03)	0:35.43 [9] (0:11.73)	0:23.70 [8] (0:11.33)	0:12.37 [3] (0:12.37)
Average Speed [km/h]	54.1	64.3	62.2	60.6	62.1	64.5	63.6	58.1
Top Speed [km/h]	63.8	65.3	63.5	62.0	62.9	65.7	65.3	60.5
Avg. Dist. to Rail [m]	12.1	9.0	8.9	8.2	8.0	10.0	12.8	11.5
Avg. Stride Freq. [Hz]	2.3	2.4	2.3	2.3	2.4	2.4	2.5	2.4
Avg. Stride Length [m]	6.6	6.8	7.3	7.1	7.1	7.3	7.1	6.7

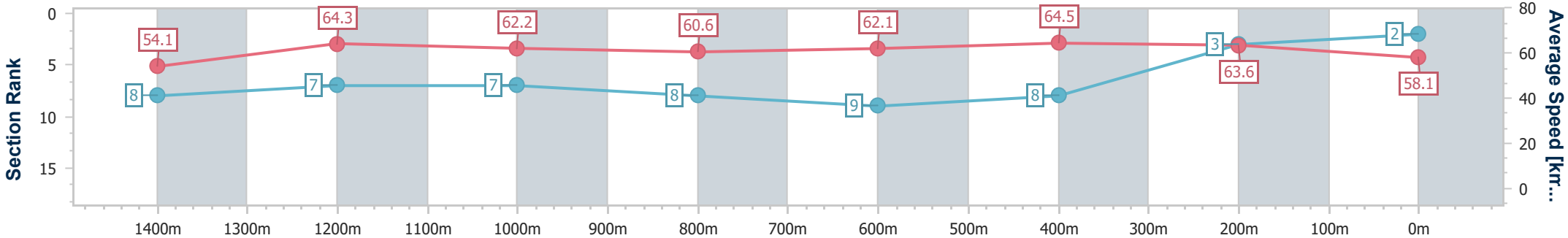

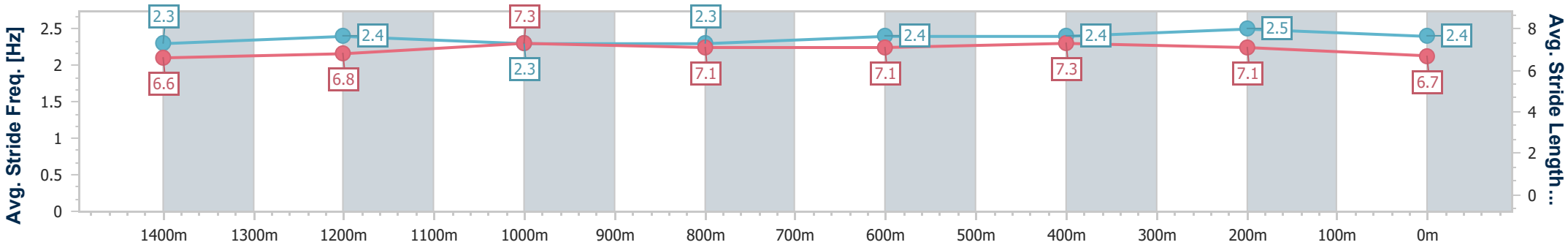

[ ]	Ranking at each section and finish
-:--.--	No data available at this section
NA	No data available

data processed by TRIPLESDATA

Horse/Jockey Name	Encoder
Final Rank	3
Fastest Section Time (Section)	0:11.39 (400m)
Top Speed [km/h] (Section)	66.3 (1200m)
Race State	Finished

TAB

Eagle Farm QLD Professional

Race 8: JONES & CO IGA BRISBANE MILE - 1600m

26 April 2025 - 15:47

Track Rating: Soft 7, Weather: Fine, Rail Position: +5m Entire

BRISBANE RACING CLUB

Section	Overall	1400m	1200m	1000m	800m	600m	400m	200m
Section Times	1:36.26 [3] (0:13.77)	1:22.49 [12] (0:11.50)	1:10.99 [12] (0:11.44)	0:59.55 [12] (0:12.31)	0:47.24 [12] (0:11.92)	0:35.32 [11] (0:11.70)	0:23.62 [10] (0:11.39)	0:12.23 [7] (0:12.23)
Average Speed [km/h]	52.6	63.2	63.0	61.1	62.5	63.8	63.3	58.7
Top Speed [km/h]	63.3	64.5	66.3	61.3	63.6	65.3	64.6	60.8
Avg. Dist. to Rail [m]	14.6	9.1	7.6	8.0	7.5	7.6	6.4	4.2
Avg. Stride Freq. [Hz]	2.1	2.2	2.2	2.2	2.2	2.3	2.3	2.3
Avg. Stride Length [m]	7.0	7.9	7.7	7.5	7.6	7.6	7.5	7.2

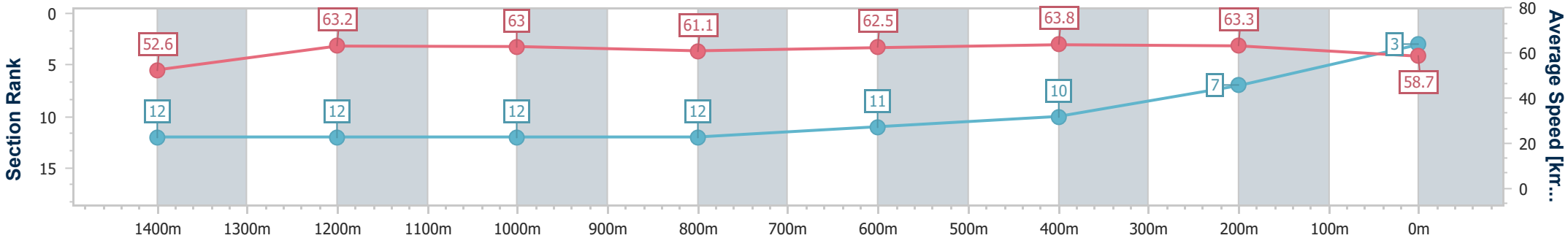

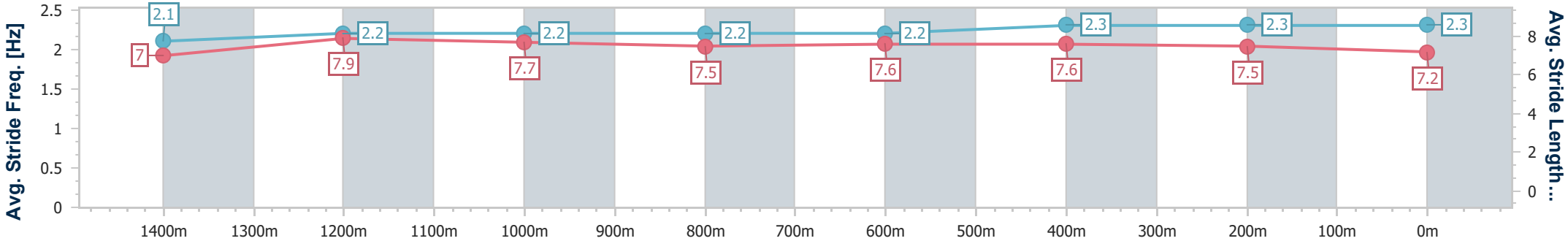

[ ]	Ranking at each section and finish
-:--.--	No data available at this section
NA	No data available

data processed by TRIPLESDATA

Horse/Jockey Name	Williamsburg
Final Rank	4
Fastest Section Time (Section)	0:11.17 (1400m)
Top Speed [km/h] (Section)	65.8 (1400m)
Race State	Finished

TAB

Eagle Farm QLD Professional

Race 8: JONES & CO IGA BRISBANE MILE - 1600m

26 April 2025 - 15:47

Track Rating: Soft 7, Weather: Fine, Rail Position: +5m Entire

BRISBANE RACING CLUB

Section	Overall	1400m	1200m	1000m	800m	600m	400m	200m
Section Times	1:36.33 [4] (0:12.98)	1:23.35 [4] (0:11.17)	1:12.18 [4] (0:11.67)	1:00.51 [4] (0:12.28)	0:48.23 [4] (0:12.20)	0:36.03 [3] (0:11.82)	0:24.21 [2] (0:11.53)	0:12.68 [1] (0:12.68)
Average Speed [km/h]	55.8	64.9	61.9	60.8	60.7	62.9	62.6	56.6
Top Speed [km/h]	65.2	65.8	62.7	61.5	61.9	64.1	64.0	60.5
Avg. Dist. to Rail [m]	9.5	7.2	7.1	7.0	6.5	6.6	8.5	8.8
Avg. Stride Freq. [Hz]	2.2	2.3	2.3	2.2	2.2	2.3	2.4	2.3
Avg. Stride Length [m]	7.1	7.8	7.6	7.5	7.5	7.4	7.3	6.9

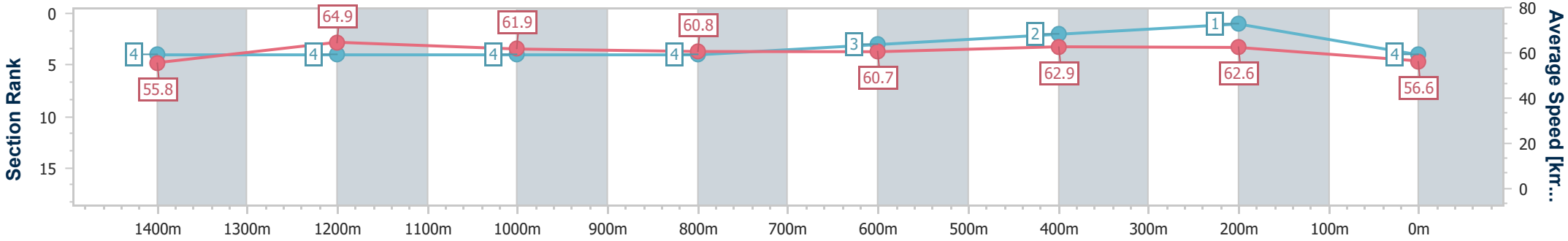

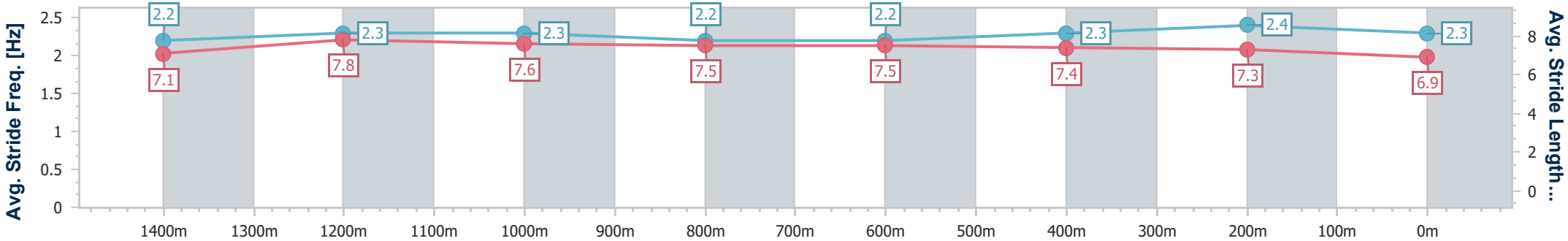

[ ]	Ranking at each section and finish
-:--.--	No data available at this section
NA	No data available

data processed by TRIPLESDATA

Horse/Jockey Name	Just Folk
Final Rank	5
Fastest Section Time (Section)	0:11.13 (1400m)
Top Speed [km/h] (Section)	66.5 (1400m)
Race State	Finished

TAB

Eagle Farm QLD Professional

Race 8: JONES & CO IGA BRISBANE MILE - 1600m

26 April 2025 - 15:47

Track Rating: Soft 7, Weather: Fine, Rail Position: +5m Entire

BRISBANE RACING CLUB

Section	Overall	1400m	1200m	1000m	800m	600m	400m	200m
Section Times	1:36.35 [5] (0:12.82)	1:23.53 [1] (0:11.13)	1:12.40 [1] (0:11.74)	1:00.66 [2] (0:12.36)	0:48.30 [2] (0:12.21)	0:36.09 [2] (0:11.79)	0:24.30 [1] (0:11.74)	0:12.56 [2] (0:12.56)
Average Speed [km/h]	56.3	65.3	61.3	60.5	60.4	61.8	61.2	57.5
Top Speed [km/h]	66.5	66.5	63.0	61.2	61.0	62.4	62.4	59.9
Avg. Dist. to Rail [m]	8.1	7.7	8.3	7.2	4.9	2.1	4.4	7.7
Avg. Stride Freq. [Hz]	2.3	2.4	2.3	2.3	2.3	2.3	2.3	2.3
Avg. Stride Length [m]	7.0	7.6	7.5	7.3	7.4	7.4	7.2	7.0

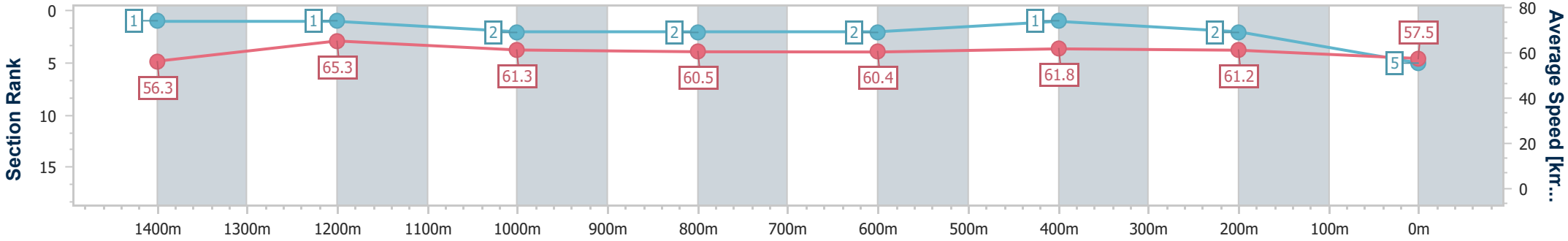

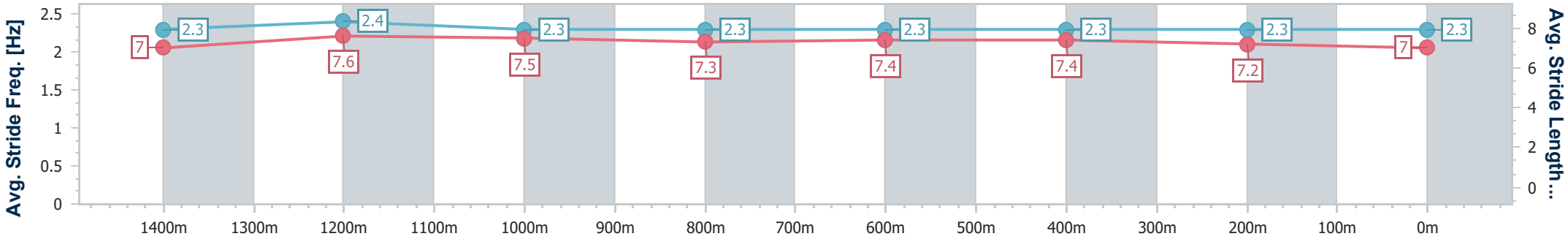

[ ]	Ranking at each section and finish
-:--.--	No data available at this section
NA	No data available

data processed by TRIPLESDATA

Horse/Jockey Name	Caboche
Final Rank	6
Fastest Section Time (Section)	0:11.43 (1400m)
Top Speed [km/h] (Section)	64.7 (600m)
Race State	Finished

TAB

Eagle Farm QLD Professional

Race 8: JONES & CO IGA BRISBANE MILE - 1600m

26 April 2025 - 15:47

Track Rating: Soft 7, Weather: Fine, Rail Position: +5m Entire

BRISBANE RACING CLUB

Section	Overall	1400m	1200m	1000m	800m	600m	400m	200m
Section Times	1:36.58 [6] (0:13.47)	1:23.11 [9] (0:11.43)	1:11.68 [10] (0:11.61)	1:00.07 [10] (0:12.29)	0:47.78 [9] (0:11.92)	0:35.86 [8] (0:11.70)	0:24.16 [5] (0:11.58)	0:12.58 [6] (0:12.58)
Average Speed [km/h]	53.9	63.4	62.3	60.7	62.5	64.0	62.3	57.1
Top Speed [km/h]	62.5	64.3	64.0	61.6	63.6	64.7	63.0	59.9
Avg. Dist. to Rail [m]	10.4	7.8	7.5	7.1	6.9	8.3	10.2	10.5
Avg. Stride Freq. [Hz]	2.3	2.4	2.3	2.3	2.3	2.4	2.4	2.3
Avg. Stride Length [m]	6.6	7.5	7.4	7.3	7.4	7.3	7.2	6.8

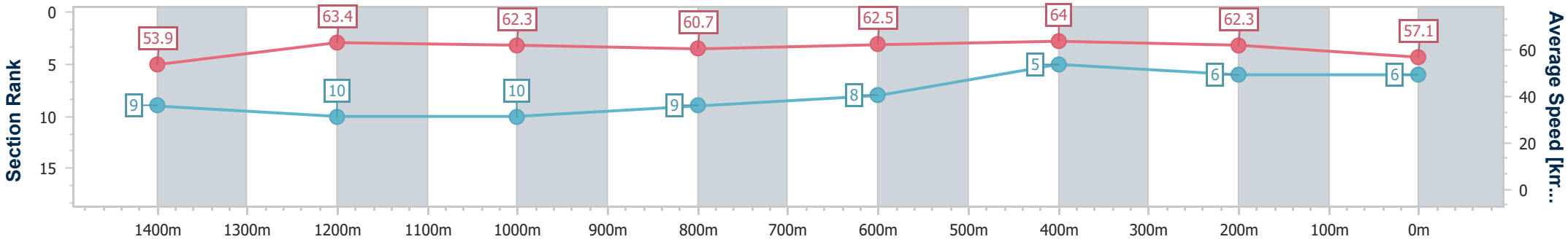

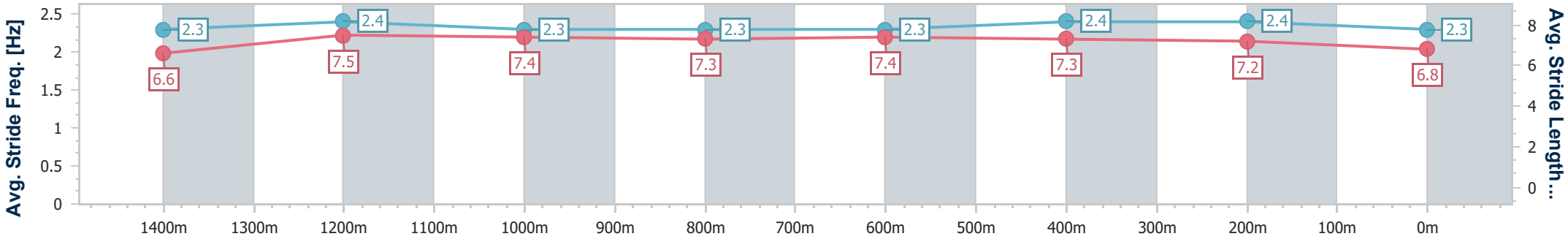

[ ]	Ranking at each section and finish
-:--.--	No data available at this section
NA	No data available

data processed by TRIPLESDATA

Horse/Jockey Name	Port Lockroy
Final Rank	7
Fastest Section Time (Section)	0:11.30 (1400m)
Top Speed [km/h] (Section)	66.5 (Overall)
Race State	Finished

TAB

Eagle Farm QLD Professional

Race 8: JONES & CO IGA BRISBANE MILE - 1600m

26 April 2025 - 15:47

Track Rating: Soft 7, Weather: Fine, Rail Position: +5m Entire

BRISBANE RACING CLUB

Section	Overall	1400m	1200m	1000m	800m	600m	400m	200m
Section Times	1:36.67 [7] (0:12.98)	1:23.69 [5] (0:11.30)	1:12.39 [5] (0:11.68)	1:00.71 [5] (0:12.28)	0:48.43 [5] (0:12.25)	0:36.18 [5] (0:11.94)	0:24.24 [6] (0:11.74)	0:12.50 [8] (0:12.50)
Average Speed [km/h]	55.9	64.3	61.8	60.7	60.8	63.3	61.2	57.6
Top Speed [km/h]	66.5	65.9	63.3	61.7	61.9	64.5	64.3	60.2
Avg. Dist. to Rail [m]	13.5	7.6	7.0	6.8	7.7	9.2	11.8	11.7
Avg. Stride Freq. [Hz]	2.3	2.3	2.3	2.3	2.3	2.4	2.4	2.3
Avg. Stride Length [m]	6.7	7.7	7.5	7.4	7.3	7.2	7.0	6.8

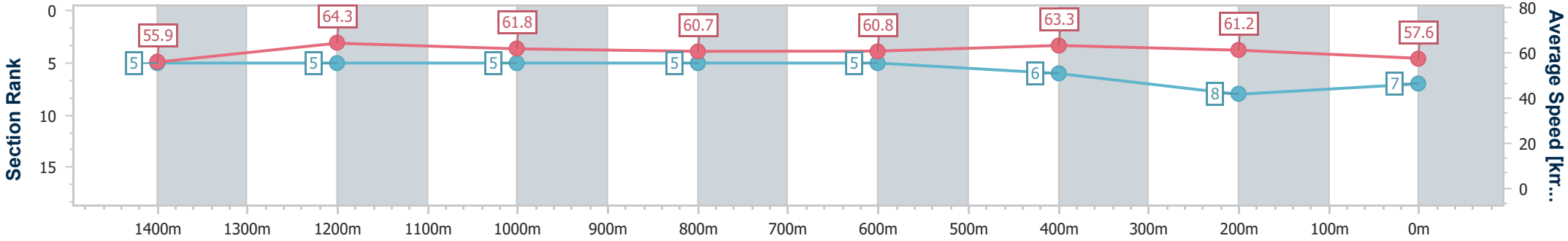

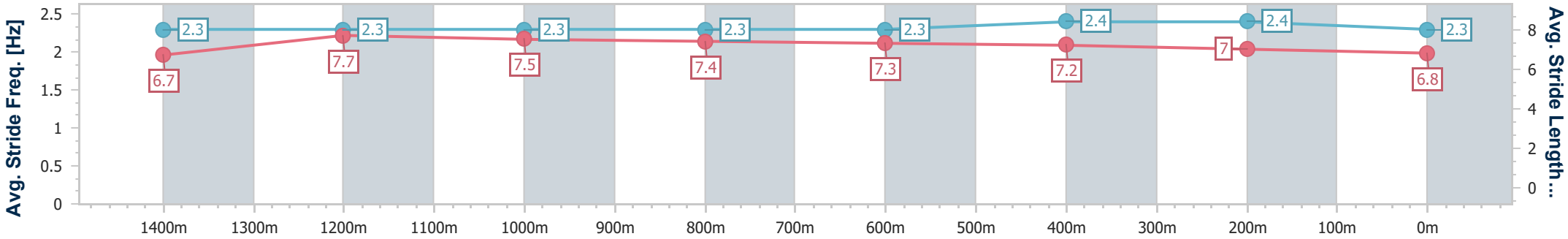

[ ]	Ranking at each section and finish
-:--.--	No data available at this section
NA	No data available

data processed by TRIPLESDATA

Horse/Jockey Name	Nikau Spur
Final Rank	8
Fastest Section Time (Section)	0:11.32 (1400m)
Top Speed [km/h] (Section)	65.1 (1400m)
Race State	Finished

TAB

Eagle Farm QLD Professional

Race 8: JONES & CO IGA BRISBANE MILE - 1600m

26 April 2025 - 15:47

Track Rating: Soft 7, Weather: Fine, Rail Position: +5m Entire

BRISBANE RACING CLUB

Section	Overall	1400m	1200m	1000m	800m	600m	400m	200m
Section Times	1:36.71 [8] (0:13.61)	1:23.10 [10] (0:11.32)	1:11.78 [11] (0:11.58)	1:00.20 [11] (0:12.34)	0:47.86 [10] (0:12.06)	0:35.80 [10] (0:11.90)	0:23.90 [11] (0:11.43)	0:12.47 [9] (0:12.47)
Average Speed [km/h]	53.2	64.1	62.4	61.1	62.6	64.2	62.9	57.9
Top Speed [km/h]	63.9	65.1	63.1	62.2	63.4	64.7	64.4	60.3
Avg. Dist. to Rail [m]	11.4	8.0	8.9	9.4	9.9	11.9	13.6	11.9
Avg. Stride Freq. [Hz]	2.3	2.3	2.3	2.3	2.3	2.4	2.5	2.3
Avg. Stride Length [m]	6.5	7.6	7.5	7.3	7.4	7.3	7.1	6.9

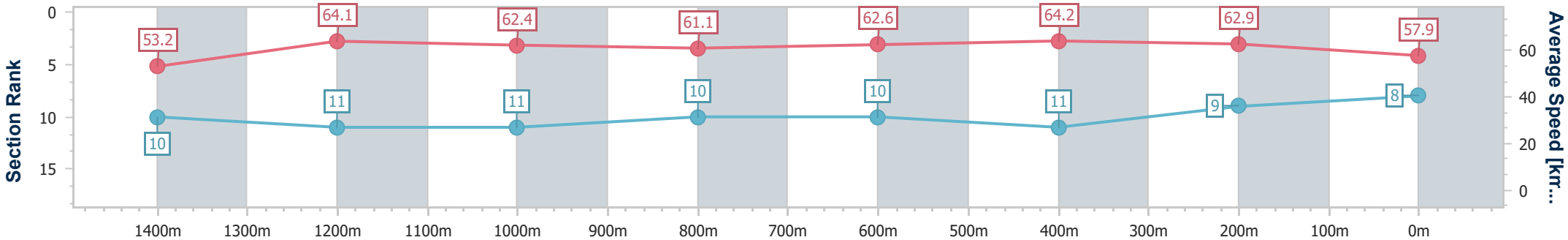

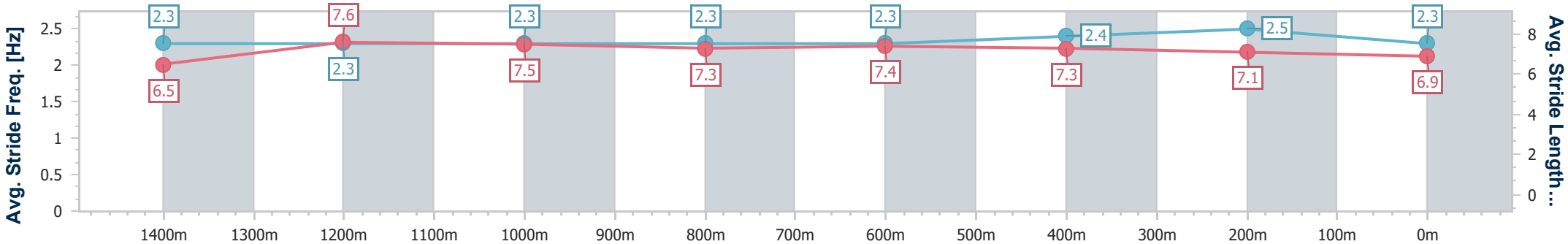

[ ]	Ranking at each section and finish
-:--.--	No data available at this section
NA	No data available

data processed by TRIPLESDATA

Horse/Jockey Name	Kronenbourg
Final Rank	9
Fastest Section Time (Section)	0:11.14 (1400m)
Top Speed [km/h] (Section)	66.1 (Overall)
Race State	Finished

TAB

Eagle Farm QLD Professional

Race 8: JONES & CO IGA BRISBANE MILE - 1600m

26 April 2025 - 15:47

Track Rating: Soft 7, Weather: Fine, Rail Position: +5m Entire

BRISBANE RACING CLUB

Section	Overall	1400m	1200m	1000m	800m	600m	400m	200m
Section Times	1:37.06 [9] (0:12.85)	1:24.21 [2] (0:11.14)	1:13.07 [2] (0:11.72)	1:01.35 [3] (0:12.35)	0:49.00 [3] (0:12.26)	0:36.74 [4] (0:11.96)	0:24.78 [3] (0:11.69)	0:13.09 [5] (0:13.09)
Average Speed [km/h]	56.3	65.4	61.7	60.5	60.6	62.8	61.6	54.9
Top Speed [km/h]	66.1	66.1	62.8	60.9	61.6	63.2	63.0	58.7
Avg. Dist. to Rail [m]	11.6	8.1	8.3	7.5	7.3	8.4	11.2	11.3
Avg. Stride Freq. [Hz]	2.2	2.3	2.2	2.2	2.2	2.2	2.2	2.1
Avg. Stride Length [m]	7.0	8.0	7.8	7.7	7.7	7.8	7.6	7.2

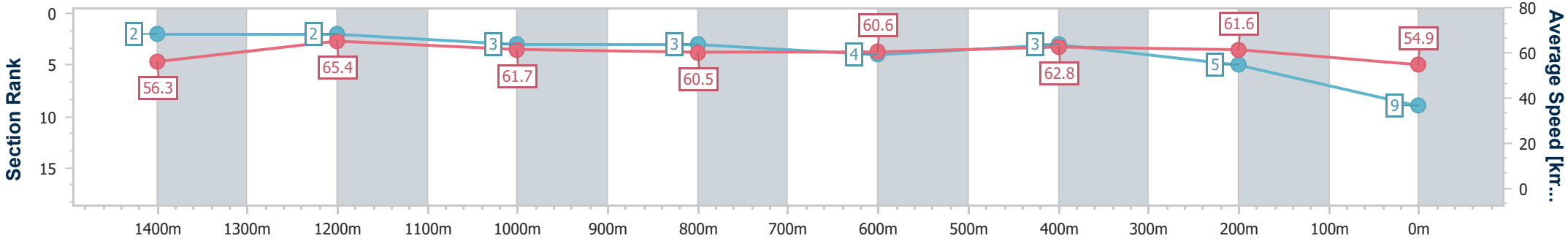

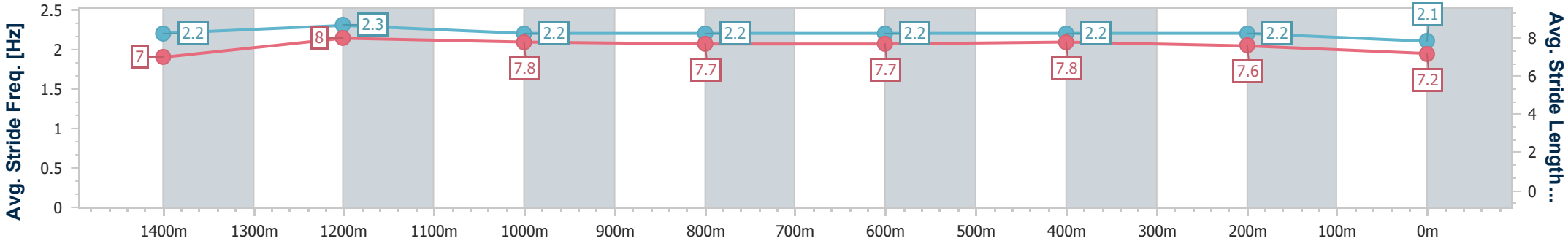

[ ]	Ranking at each section and finish
-:--.--	No data available at this section
NA	No data available

data processed by TRIPLESDATA

Horse/Jockey Name	Kerchak
Final Rank	10
Fastest Section Time (Section)	0:11.21 (1400m)
Top Speed [km/h] (Section)	66.0 (1400m)
Race State	Finished

TAB

Eagle Farm QLD Professional

Race 8: JONES & CO IGA BRISBANE MILE - 1600m

26 April 2025 - 15:47

Track Rating: Soft 7, Weather: Fine, Rail Position: +5m Entire

BRISBANE RACING CLUB

Section	Overall	1400m	1200m	1000m	800m	600m	400m	200m
Section Times	1:37.41 [10] (0:13.31)	1:24.10 [6] (0:11.21)	1:12.89 [6] (0:11.67)	1:01.22 [6] (0:12.23)	0:48.99 [6] (0:12.13)	0:36.86 [6] (0:12.05)	0:24.81 [9] (0:11.78)	0:13.03 [11] (0:13.03)
Average Speed [km/h]	54.4	64.7	61.9	61.0	61.6	62.3	61.2	55.2
Top Speed [km/h]	65.6	66.0	63.6	61.9	61.7	62.9	62.6	59.5
Avg. Dist. to Rail [m]	9.4	7.9	7.9	7.2	7.3	9.0	12.4	13.1
Avg. Stride Freq. [Hz]	2.1	2.2	2.1	2.1	2.2	2.2	2.2	2.2
Avg. Stride Length [m]	7.4	8.2	8.0	7.9	8.0	7.8	7.6	7.0

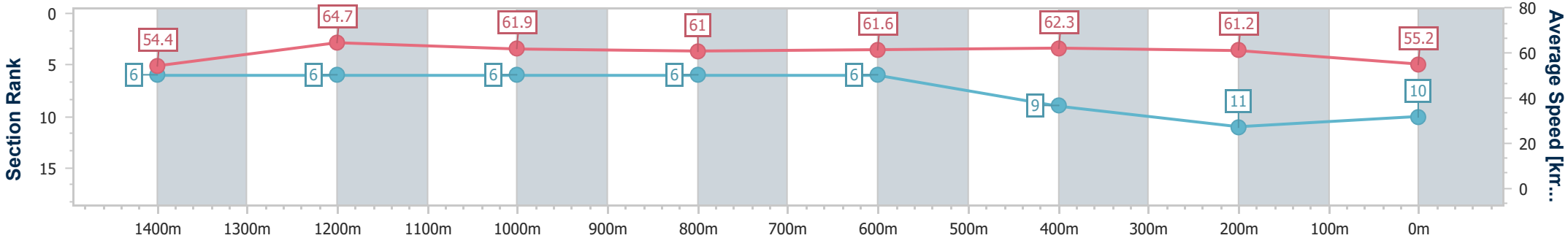

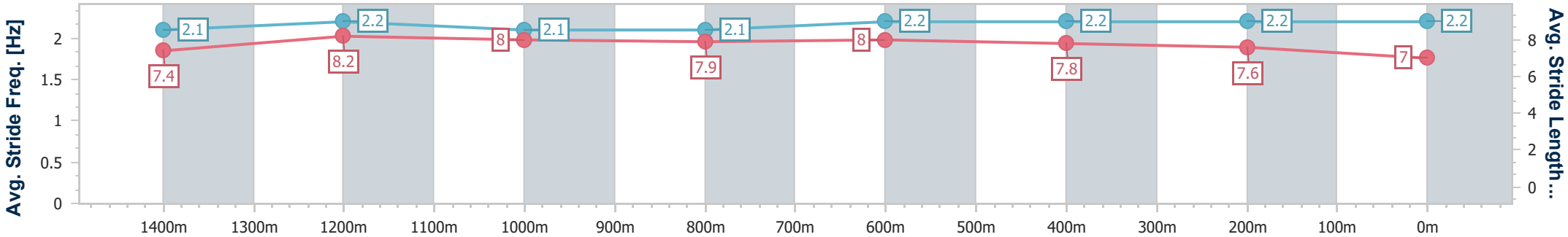

[ ]	Ranking at each section and finish
-:--.--	No data available at this section
NA	No data available

data processed by TRIPLESDATA

Horse/Jockey Name	That's Molly
Final Rank	11
Fastest Section Time (Section)	0:11.19 (1400m)
Top Speed [km/h] (Section)	65.8 (1400m)
Race State	Finished

TAB

Eagle Farm QLD Professional

Race 8: JONES & CO IGA BRISBANE MILE - 1600m

26 April 2025 - 15:47

Track Rating: Soft 7, Weather: Fine, Rail Position: +5m Entire

BRISBANE RACING CLUB

Section	Overall	1400m	1200m	1000m	800m	600m	400m	200m
Section Times	1:37.52 [11] (0:13.68)	1:23.84 [11] (0:11.19)	1:12.65 [9] (0:11.55)	1:01.10 [9] (0:12.44)	0:48.66 [11] (0:12.21)	0:36.45 [12] (0:12.01)	0:24.44 [12] (0:11.66)	0:12.78 [12] (0:12.78)
Average Speed [km/h]	52.9	64.6	62.5	60.5	61.4	62.5	61.7	56.5
Top Speed [km/h]	64.9	65.8	63.6	61.4	62.4	62.9	62.9	59.7
Avg. Dist. to Rail [m]	8.0	6.7	6.8	8.4	8.7	8.5	15.8	19.9
Avg. Stride Freq. [Hz]	2.2	2.3	2.3	2.3	2.3	2.3	2.4	2.3
Avg. Stride Length [m]	6.7	7.8	7.6	7.4	7.5	7.3	7.1	6.8

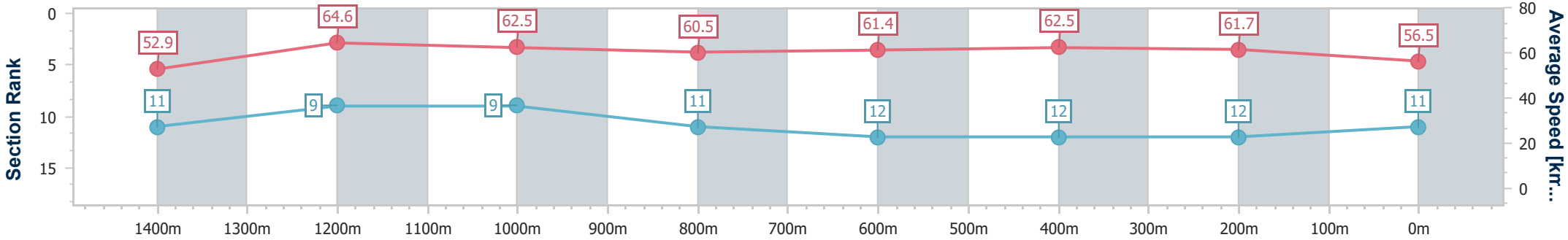

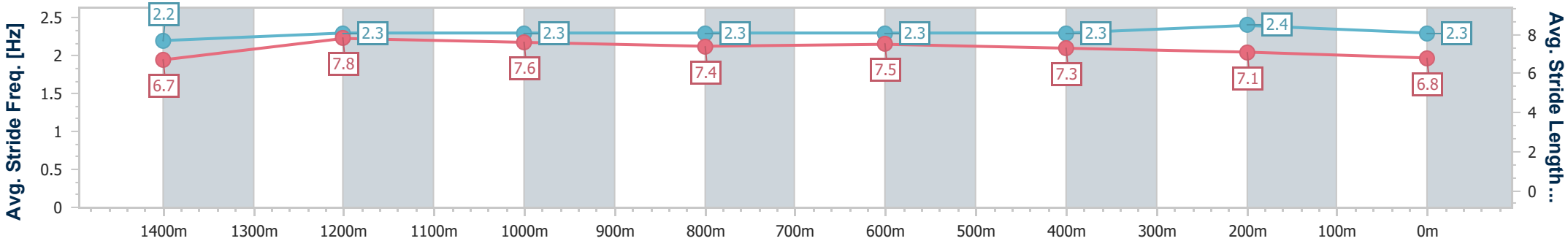

[ ]	Ranking at each section and finish
-:--.--	No data available at this section
NA	No data available

data processed by TRIPLESDATA

Horse/Jockey Name	Mississippi Prince
Final Rank	12
Fastest Section Time (Section)	0:11.16 (1400m)
Top Speed [km/h] (Section)	66.8 (1400m)
Race State	Finished

TAB

Eagle Farm QLD Professional

Race 8: JONES & CO IGA BRISBANE MILE - 1600m

26 April 2025 - 15:47

Track Rating: Soft 7, Weather: Fine, Rail Position: +5m Entire

BRISBANE RACING CLUB

Section	Overall	1400m	1200m	1000m	800m	600m	400m	200m
Section Times	1:37.82 [12] (0:12.86)	1:24.96 [3] (0:11.16)	1:13.80 [3] (0:11.48)	1:02.32 [1] (0:12.22)	0:50.10 [1] (0:12.38)	0:37.72 [1] (0:12.24)	0:25.48 [4] (0:12.01)	0:13.47 [10] (0:13.47)
Average Speed [km/h]	56.4	65.0	62.9	61.2	60.3	61.0	60.2	53.4
Top Speed [km/h]	66.3	66.8	63.2	62.8	60.6	61.7	62.2	57.6
Avg. Dist. to Rail [m]	15.6	9.2	8.7	7.5	7.6	7.8	9.6	9.1
Avg. Stride Freq. [Hz]	2.1	2.2	2.2	2.2	2.2	2.2	2.2	2.1
Avg. Stride Length [m]	7.4	8.1	7.9	7.8	7.7	7.6	7.7	7.2

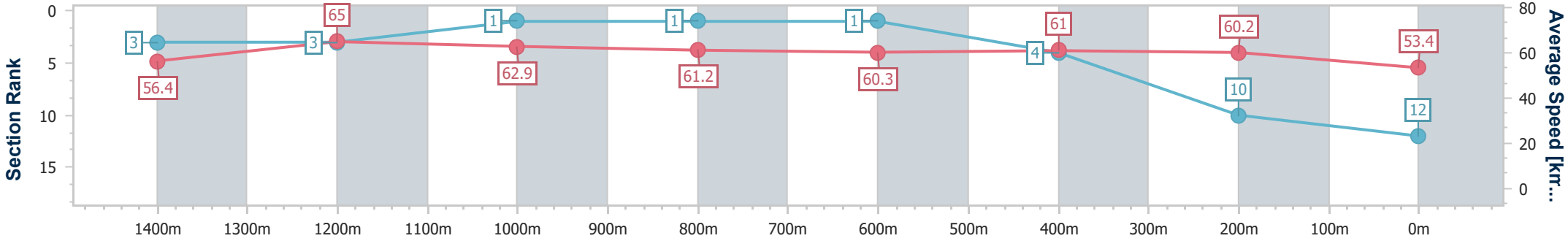

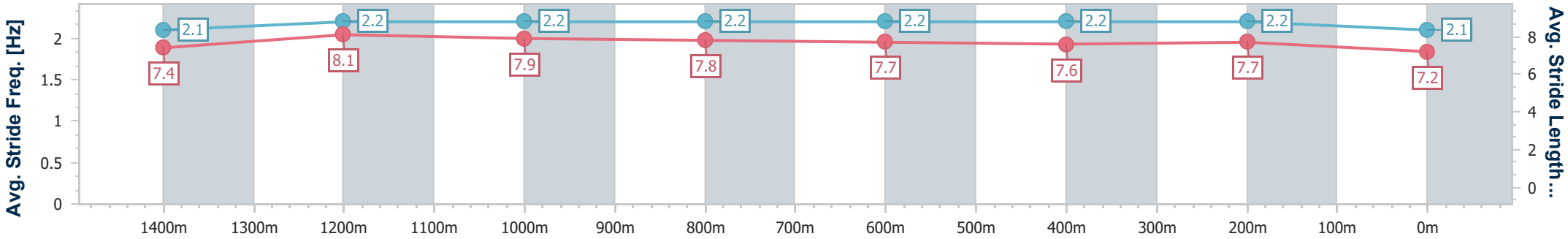

[ ]	Ranking at each section and finish
-:--.--	No data available at this section
NA	No data available

data processed by TRIPLESDATA

Eagle Farm QLD Professional

Race 9: HEART OF THE COMMUNITY BENCHMARK 90 Handicap - 1300m

26 April 2025 - 16:23

BRISBANE RACING CLUB

Track Rating: Soft 7, Weather: Fine, Rail Position: +5m Entire

Section	Overall	1200m	1000m	800m	600m	400m	Last 600m
Field Times	1:17.29 (0:06.98)	1:10.31 (0:11.11)	0:59.20 (0:11.94)	0:47.26 (0:12.20)	0:35.06 (0:11.82)	0:23.24 (0:11.14)	0:35.06

Rank	TAB	Horse/Jockey	Barrier	Top Speed [km/h]	Fastest Section	Overall	1200m	1000m	800m	600m	400m	Last 600m	Distance Travelled [m]
1	4	**ROCKRIBBED**	9	66.9	0:06.98	1:17.29 [1]	1:10.31 [1]	0:59.20 [1]	0:47.26 [1]	0:35.06 [1]	0:23.24 [1]	0:35.06	
		Emily Lang		1200m	Overall	(0:06.98)	(0:11.11)	(0:11.94)	(0:12.20)	(0:11.82)	(0:11.14)		
2	16	**HATCHET**	7	66.8	0:06.99	1:17.62 [2]	1:10.63 [2]	0:59.32 [3]	0:47.17 [5]	0:34.81 [6]	0:22.99 [4]	0:34.81	+6
		Noel Callow		400m	Overall	(0:06.99)	(0:11.31)	(0:12.15)	(0:12.36)	(0:11.82)	(0:11.02)		
3	3	**I AM ARTIE**	13	66.7	0:07.01	1:17.73 [3]	1:10.72 [3]	0:59.57 [2]	0:47.56 [2]	0:35.29 [2]	0:23.43 [2]	0:35.29	+4
		Michael Rodd		1200m	Overall	(0:07.01)	(0:11.15)	(0:12.01)	(0:12.27)	(0:11.86)	(0:11.29)		
4	7	**NED'S GULLY**	1	66.3	0:07.11	1:17.91 [4]	1:10.80 [6]	0:59.46 [4]	0:47.46 [4]	0:35.24 [3]	0:23.28 [3]	0:35.24	-3
		Cody Collis		400m	Overall	(0:07.11)	(0:11.34)	(0:12.00)	(0:12.22)	(0:11.96)	(0:11.15)		
5	2	**MILLANE**	17	65.9	0:07.73	1:17.92 [5]	1:10.19 [11]	0:58.72 [11]	0:46.83 [10]	0:34.70 [10]	0:22.83 [10]	0:34.70	+4
		Martin Harley		400m	Overall	(0:07.73)	(0:11.47)	(0:11.89)	(0:12.13)	(0:11.87)	(0:11.06)		
6	14	**WARBY**	3	65.2	0:07.26	1:17.94 [6]	1:10.68 [8]	0:59.25 [7]	0:47.33 [6]	0:35.14 [4]	0:23.12 [5]	0:35.14	+3
		Kerrin McEvoy		400m	Overall	(0:07.26)	(0:11.43)	(0:11.92)	(0:12.19)	(0:12.02)	(0:11.21)		
7	11	**POETIC DRAMA**	8	65.5	0:07.34	1:17.97 [7]	1:10.63 [9]	0:59.11 [9]	0:47.07 [9]	0:34.93 [9]	0:23.02 [9]	0:34.93	+7
		Andrew Mallyon		400m	Overall	(0:07.34)	(0:11.52)	(0:12.04)	(0:12.14)	(0:11.91)	(0:11.22)		
8	1	**COIN TOSS**	2	65.6	0:07.08	1:18.58 [8]	1:11.50 [4]	1:00.11 [5]	0:48.14 [3]	0:35.77 [5]	0:23.75 [6]	0:35.77	+5
		Angela Jones		1200m	Overall	(0:07.08)	(0:11.39)	(0:11.97)	(0:12.37)	(0:12.02)	(0:11.48)		
9	9	**ARTS OBJECT**	4	65.0	0:07.12	1:18.63 [9]	1:11.51 [7]	0:59.94 [8]	0:47.99 [7]	0:35.78 [7]	0:23.75 [7]	0:35.78	+4
		Cejay Graham		1200m	Overall	(0:07.12)	(0:11.57)	(0:11.95)	(0:12.21)	(0:12.03)	(0:11.44)		
10	17	**EAGLEMONT**	12	66.9	0:07.39	1:18.68 [10]	1:11.29 [10]	0:59.52 [10]	0:47.53 [11]	0:35.33 [11]	0:23.43 [11]	0:35.33	+8
		Damien Thornton		400m	Overall	(0:07.39)	(0:11.77)	(0:11.99)	(0:12.20)	(0:11.90)	(0:11.10)		

Scratched: Space Tracker (#8), Swiss Exile (#5), Rhapsody Chic (#15), Show Some Decorum (#18), Naval Trader (#19), Lost In Transit (#10), Substantial (#12), Tycoonist (#6)

[ ]	Ranking at each section and finish	**SCN**	Saddle cloth number
-:--.--	No data available at this section	**DNF**	Did not finish
NA	No data available	**DNT**	Did not track

data processed by TRIPLESDATA

Eagle Farm QLD Professional

Race 9: HEART OF THE COMMUNITY BENCHMARK 90 Handicap - 1300m

26 April 2025 - 16:23

BRISBANE RACING CLUB

Track Rating: Soft 7, Weather: Fine, Rail Position: +5m Entire

Section	Overall	1200m	1000m	800m	600m	400m	Last 600m
Field Times	1:17.29 (0:06.98)	1:10.31 (0:11.11)	0:59.20 (0:11.94)	0:47.26 (0:12.20)	0:35.06 (0:11.82)	0:23.24 (0:11.14)	0:35.06

Rank	TAB	Horse/Jockey	Barrier	Top Speed [km/h]	Fastest Section	Overall	1200m	1000m	800m	600m	400m	Last 600m	Distance Travelled [m]
11	13	TIDAL CREEK	11	65.4	0:07.08	1:18.69 [11]	1:11.61 [4]	1:00.19 [6]	0:48.03 [8]	0:35.72 [8]	0:23.80 [8]	0:35.72	+11
		Bailey Wheeler		1200m	Overall	(0:07.08)	(0:11.42)	(0:12.16)	(0:12.31)	(0:11.92)	(0:11.36)		

Scratched: Space Tracker (#8), Swiss Exile (#5), Rhapsody Chic (#15), Show Some Decorum (#18), Naval Trader (#19), Lost In Transit (#10), Substantial (#12), Tycoonist (#6)

[ ]	Ranking at each section and finish	**SCN**	Saddle cloth number
-:--.--	No data available at this section	**DNF**	Did not finish
NA	No data available	**DNT**	Did not track

data processed by TRIPLESDATA

Eagle Farm QLD Professional

Race 9: HEART OF THE COMMUNITY BENCHMARK 90 Handicap - 1300m

26 April 2025 - 16:23

BRISBANE RACING CLUB

Track Rating: Soft 7, Weather: Fine, Rail Position: +5m Entire

Section	200m	Last 600m
Field Times	0:12.10 (0:12.10)	0:35.06

Rank	TAB	Horse/Jockey	Barrier	Top Speed [km/h]	Fastest Section		Margin		Distance Travelled [m]
1	4	**ROCKRIBBED**	9	66.9	0:06.98	0:12.10 [1]	1:17.29	0:35.06	
		Emily Lang		1200m	Overall	(0:12.10)			
2	16	**HATCHET**	7	66.8	0:06.99	0:11.97 [3]	1.94L	0:34.81	+6
		Noel Callow		400m	Overall	(0:11.97)			
3	3	**I AM ARTIE**	13	66.7	0:07.01	0:12.14 [2]	2.58L	0:35.29	+4
		Michael Rodd		1200m	Overall	(0:12.14)			
4	7	**NED'S GULLY**	1	66.3	0:07.11	0:12.13 [4]	3.67L	0:35.24	-3
		Cody Collis		400m	Overall	(0:12.13)			
5	2	**MILLANE**	17	65.9	0:07.73	0:11.77 [6]	3.68L	0:34.70	+4
		Martin Harley		400m	Overall	(0:11.77)			
6	14	**WARBY**	3	65.2	0:07.26	0:11.91 [5]	3.85L	0:35.14	+3
		Kerrin McEvoy		400m	Overall	(0:11.91)			
7	11	**POETIC DRAMA**	8	65.5	0:07.34	0:11.80 [7]	4.02L	0:34.93	+7
		Andrew Mallyon		400m	Overall	(0:11.80)			
8	1	**COIN TOSS**	2	65.6	0:07.08	0:12.27 [9]	7.6L	0:35.77	+5
		Angela Jones		1200m	Overall	(0:12.27)			
9	9	**ARTS OBJECT**	4	65.0	0:07.12	0:12.31 [10]	7.9L	0:35.78	+4
		Cejay Graham		1200m	Overall	(0:12.31)			
10	17	**EAGLEMONT**	12	66.9	0:07.39	0:12.33 [11]	8.15L	0:35.33	+8
		Damien Thornton		400m	Overall	(0:12.33)			

Scratched: Space Tracker (#8), Swiss Exile (#5), Rhapsody Chic (#15), Show Some Decorum (#18), Naval Trader (#19), Lost In Transit (#10), Substantial (#12), Tycoonist (#6)

[ ]	Ranking at each section and finish	SCN	Saddle cloth number
-:--.--	No data available at this section	DNF	Did not finish
NA	No data available	DNT	Did not track

data processed by TRIPLESDATA

Eagle Farm QLD Professional

Race 9: HEART OF THE COMMUNITY BENCHMARK 90 Handicap - 1300m

26 April 2025 - 16:23

BRISBANE RACING CLUB

Track Rating: Soft 7, Weather: Fine, Rail Position: +5m Entire

Section	200m	Last 600m
Field Times	0:12.10 (0:12.10)	0:35.06

Rank	TAB	Horse/Jockey	Barrier	Top Speed [km/h]	Fastest Section		Margin			Distance Travelled [m]
11	13	TIDAL CREEK	11	65.4	0:07.08	0:12.44 [8]	8.25L		0:35.72	+11
		Bailey Wheeler		1200m	Overall	(0:12.44)				

Scratched: Space Tracker (#8), Swiss Exile (#5), Rhapsody Chic (#15), Show Some Decorum (#18), Naval Trader (#19), Lost In Transit (#10), Substantial (#12), Tycoonist (#6)

[ ]	Ranking at each section and finish	**SCN**	Saddle cloth number
-:--.--	No data available at this section	**DNF**	Did not finish
NA	No data available	**DNT**	Did not track

data processed by TRIPLESDATA

Horse/Jockey Name	Rockribbed
Final Rank	1
Fastest Section Time (Section)	0:06.98 (Overall)
Top Speed [km/h] (Section)	66.9 (1200m)
Race State	Finished

TAB

Eagle Farm QLD Professional

Race 9: HEART OF THE COMMUNITY BENCHMARK 90 Handicap - 1300m

26 April 2025 - 16:23

Track Rating: Soft 7, Weather: Fine, Rail Position: +5m Entire

BRISBANE RACING CLUB

Section	Overall	1200m	1000m	800m	600m	400m	200m
Section Times	1:17.29 [1] (0:06.98)	1:10.31 [1] (0:11.11)	0:59.20 [1] (0:11.94)	0:47.26 [1] (0:12.20)	0:35.06 [1] (0:11.82)	0:23.24 [1] (0:11.14)	0:12.10 [1] (0:12.10)
Average Speed [km/h]	52.7	65.0	62.4	60.8	62.6	64.7	59.5
Top Speed [km/h]	60.9	66.9	63.6	61.3	64.8	65.6	62.9
Avg. Dist. to Rail [m]	16.2	9.4	6.8	6.3	6.0	7.1	6.5
Avg. Stride Freq. [Hz]	2.1	2.4	2.3	2.3	2.3	2.4	2.3
Avg. Stride Length [m]	6.9	7.6	7.6	7.5	7.5	7.4	7.1

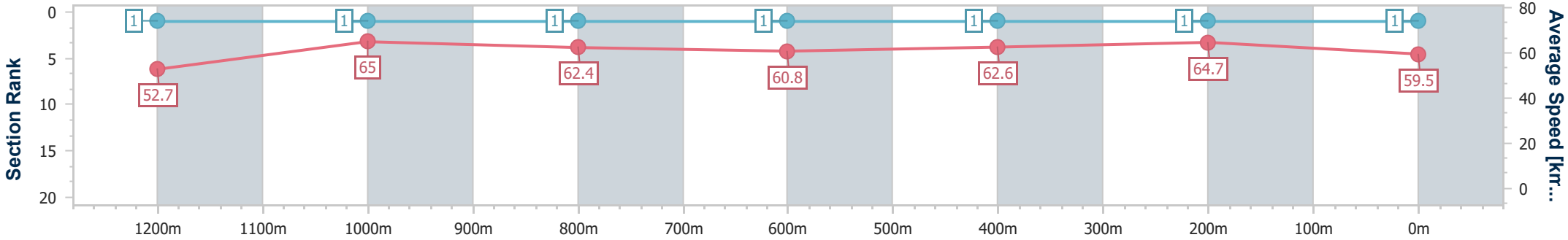

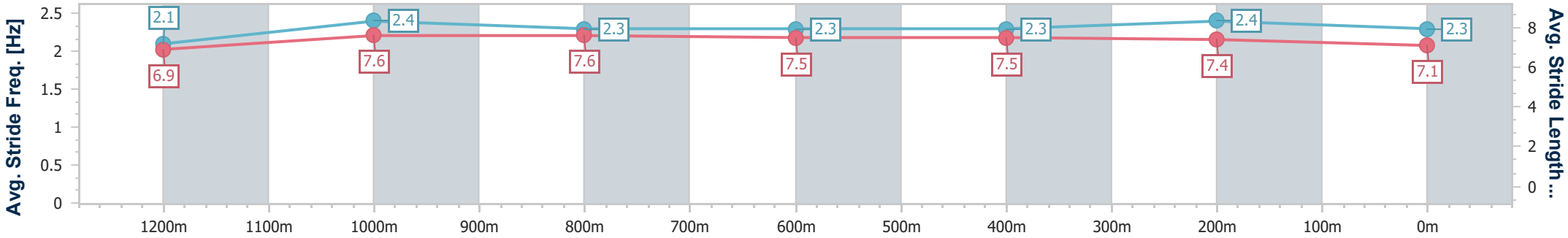

[ ]	Ranking at each section and finish
-:--.--	No data available at this section
NA	No data available

data processed by TRIPLESDATA

Horse/Jockey Name	Hatchet
Final Rank	2
Fastest Section Time (Section)	0:06.99 (Overall)
Top Speed [km/h] (Section)	66.8 (400m)
Race State	Finished

TAB

Eagle Farm QLD Professional

Race 9: HEART OF THE COMMUNITY BENCHMARK 90 Handicap - 1300m

26 April 2025 - 16:23

Track Rating: Soft 7, Weather: Fine, Rail Position: +5m Entire

BRISBANE RACING CLUB

Section	Overall	1200m	1000m	800m	600m	400m	200m
Section Times	1:17.62 [2] (0:06.99)	1:10.63 [2] (0:11.31)	0:59.32 [3] (0:12.15)	0:47.17 [5] (0:12.36)	0:34.81 [6] (0:11.82)	0:22.99 [4] (0:11.02)	0:11.97 [3] (0:11.97)
Average Speed [km/h]	52.2	63.9	61.9	60.4	63.8	65.4	60.1
Top Speed [km/h]	60.8	65.7	62.9	61.5	66.8	66.8	63.9
Avg. Dist. to Rail [m]	13.5	7.8	8.4	8.4	8.8	11.7	9.9
Avg. Stride Freq. [Hz]	2.2	2.5	2.4	2.3	2.5	2.6	2.5
Avg. Stride Length [m]	6.6	7.2	7.1	7.1	7.1	7.0	6.7

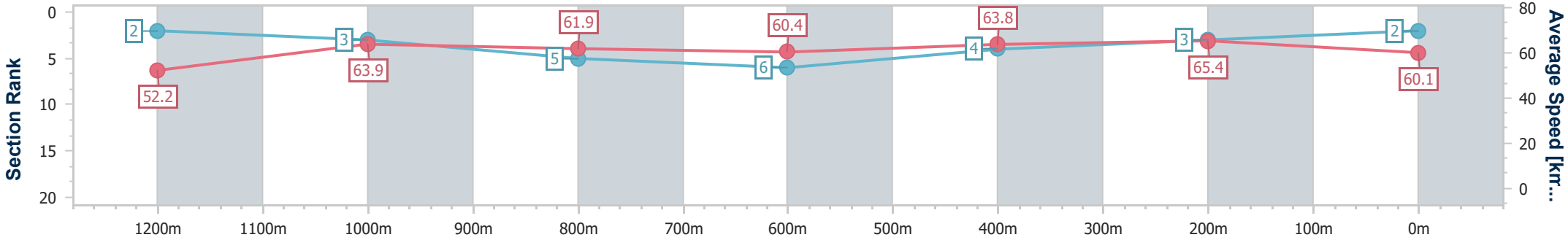

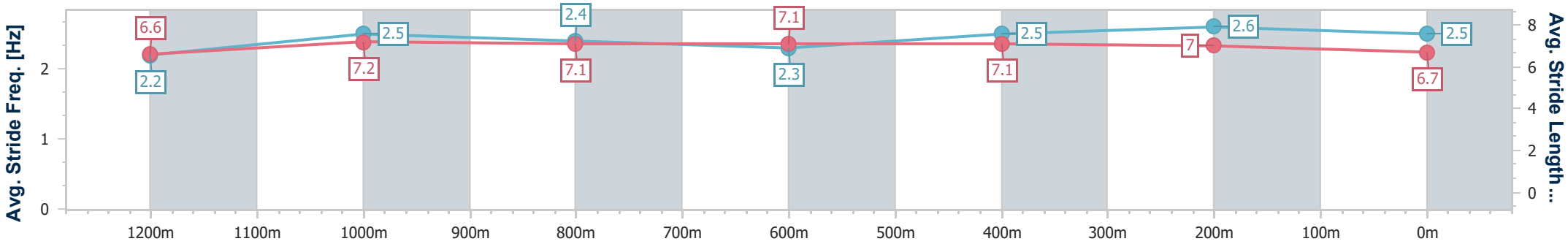

[ ]	Ranking at each section and finish
-:--.--	No data available at this section
NA	No data available

data processed by TRIPLESDATA

Horse/Jockey Name	I Am Artie
Final Rank	3
Fastest Section Time (Section)	0:07.01 (Overall)
Top Speed [km/h] (Section)	66.7 (1200m)
Race State	Finished

TAB

Eagle Farm QLD Professional

Race 9: HEART OF THE COMMUNITY BENCHMARK 90 Handicap - 1300m

26 April 2025 - 16:23

Track Rating: Soft 7, Weather: Fine, Rail Position: +5m Entire

BRISBANE RACING CLUB

Section	Overall	1200m	1000m	800m	600m	400m	200m
Section Times	1:17.73 [3] (0:07.01)	1:10.72 [3] (0:11.15)	0:59.57 [2] (0:12.01)	0:47.56 [2] (0:12.27)	0:35.29 [2] (0:11.86)	0:23.43 [2] (0:11.29)	0:12.14 [2] (0:12.14)
Average Speed [km/h]	52.5	64.9	62.5	60.9	63.0	63.6	59.3
Top Speed [km/h]	60.7	66.7	64.4	61.1	64.5	65.6	62.8
Avg. Dist. to Rail [m]	18.9	11.6	8.3	7.6	7.3	8.5	6.7
Avg. Stride Freq. [Hz]	2.1	2.3	2.3	2.2	2.3	2.4	2.2
Avg. Stride Length [m]	7.0	7.9	7.7	7.6	7.6	7.5	7.4

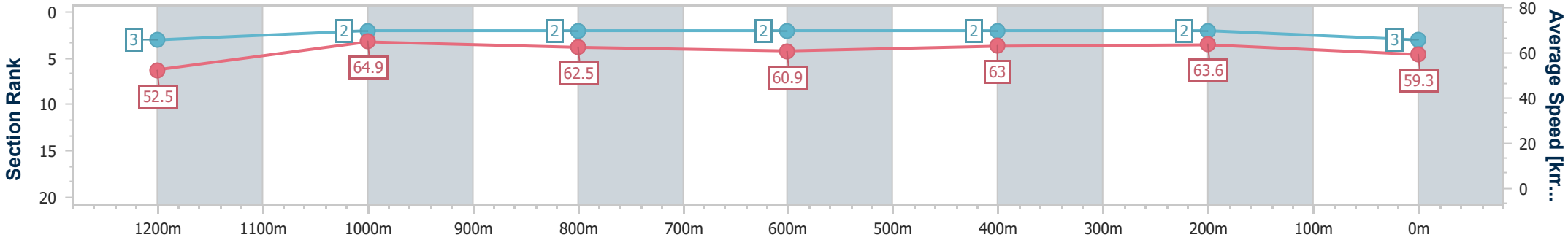

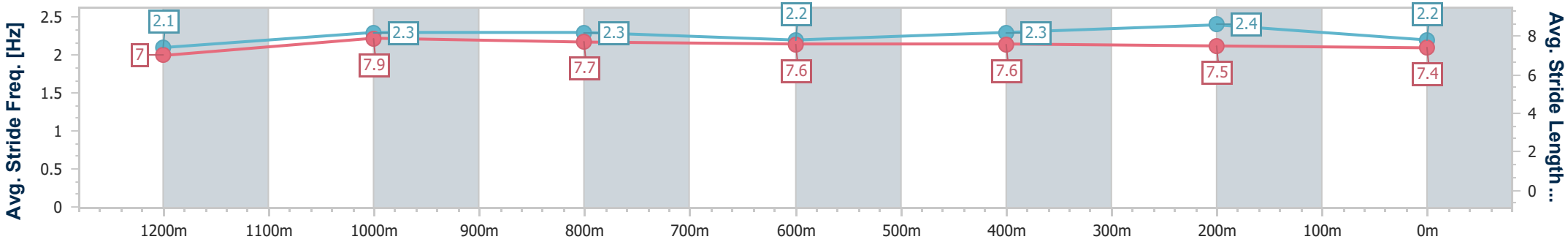

[ ]	Ranking at each section and finish
-:--.--	No data available at this section
NA	No data available

data processed by TRIPLESDATA

Horse/Jockey Name	Ned's Gully
Final Rank	4
Fastest Section Time (Section)	0:07.11 (Overall)
Top Speed [km/h] (Section)	66.3 (400m)
Race State	Finished

TAB

Eagle Farm QLD Professional

Race 9: HEART OF THE COMMUNITY BENCHMARK 90 Handicap - 1300m

26 April 2025 - 16:23

Track Rating: Soft 7, Weather: Fine, Rail Position: +5m Entire

BRISBANE RACING CLUB

Section	Overall	1200m	1000m	800m	600m	400m	200m
Section Times	1:17.91 [4] (0:07.11)	1:10.80 [6] (0:11.34)	0:59.46 [4] (0:12.00)	0:47.46 [4] (0:12.22)	0:35.24 [3] (0:11.96)	0:23.28 [3] (0:11.15)	0:12.13 [4] (0:12.13)
Average Speed [km/h]	51.2	63.6	62.1	60.5	62.0	64.6	59.2
Top Speed [km/h]	58.3	65.0	63.4	61.3	65.2	66.3	62.3
Avg. Dist. to Rail [m]	9.4	6.7	6.3	5.6	5.5	7.6	6.3
Avg. Stride Freq. [Hz]	2.1	2.5	2.4	2.4	2.5	2.5	2.4
Avg. Stride Length [m]	6.6	7.1	7.1	7.1	7.0	7.2	6.9

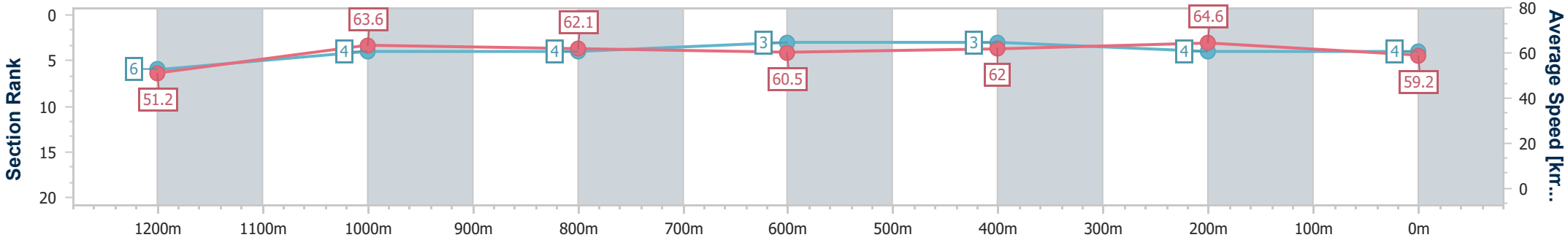

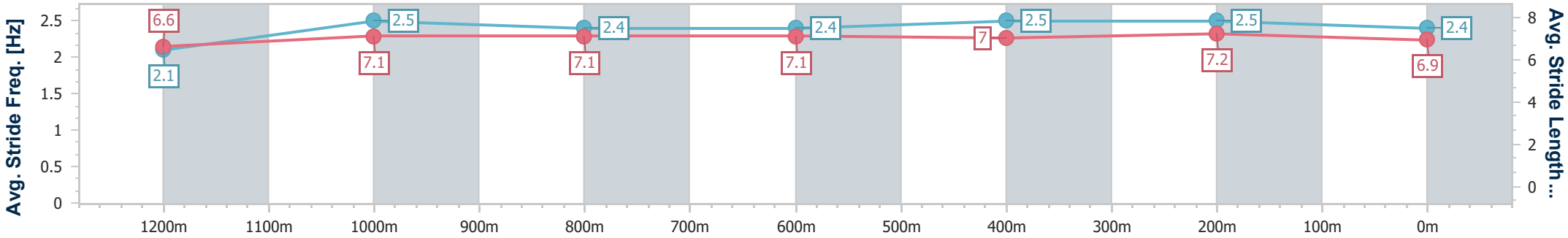

[ ]	Ranking at each section and finish
-:--.--	No data available at this section
NA	No data available

data processed by TRIPLESDATA

Horse/Jockey Name	Millane
Final Rank	5
Fastest Section Time (Section)	0:07.73 (Overall)
Top Speed [km/h] (Section)	65.9 (400m)
Race State	Finished

TAB

Eagle Farm QLD Professional

Race 9: HEART OF THE COMMUNITY BENCHMARK 90 Handicap - 1300m

26 April 2025 - 16:23

Track Rating: Soft 7, Weather: Fine, Rail Position: +5m Entire

BRISBANE RACING CLUB

Section	Overall	1200m	1000m	800m	600m	400m	200m
Section Times	1:17.92 [5] (0:07.73)	1:10.19 [11] (0:11.47)	0:58.72 [11] (0:11.89)	0:46.83 [10] (0:12.13)	0:34.70 [10] (0:11.87)	0:22.83 [10] (0:11.06)	0:11.77 [6] (0:11.77)
Average Speed [km/h]	47.9	63.0	62.9	61.2	63.0	65.4	61.0
Top Speed [km/h]	60.7	64.5	64.3	62.3	64.9	65.9	64.8
Avg. Dist. to Rail [m]	18.9	9.4	7.3	7.2	8.0	9.9	9.9
Avg. Stride Freq. [Hz]	1.9	2.3	2.3	2.2	2.3	2.4	2.3
Avg. Stride Length [m]	6.7	7.6	7.7	7.6	7.7	7.6	7.3

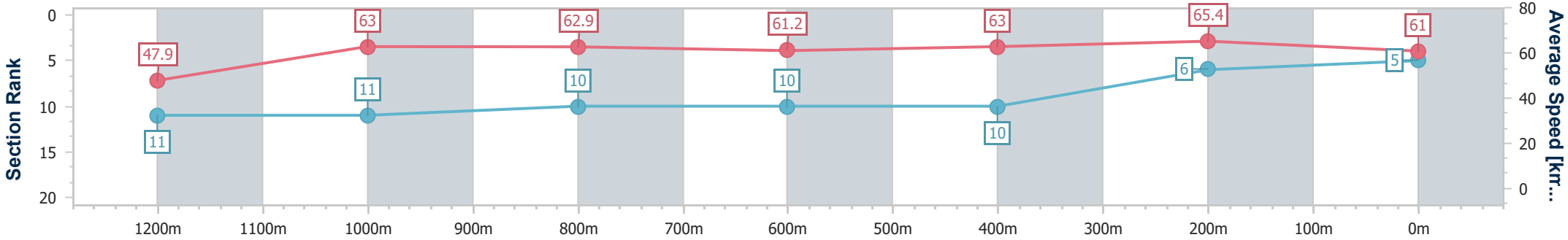

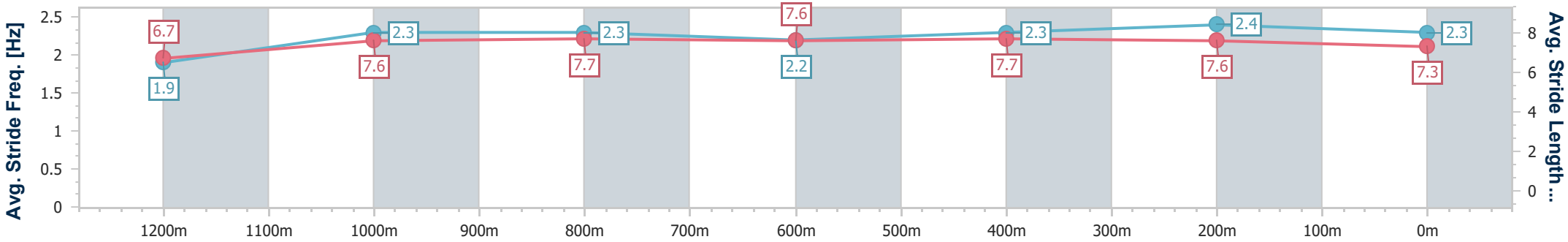

[ ]	Ranking at each section and finish
-:--.--	No data available at this section
NA	No data available

data processed by TRIPLESDATA

Horse/Jockey Name	Warby
Final Rank	6
Fastest Section Time (Section)	0:07.26 (Overall)
Top Speed [km/h] (Section)	65.2 (400m)
Race State	Finished

TAB

Eagle Farm QLD Professional

Race 9: HEART OF THE COMMUNITY BENCHMARK 90 Handicap - 1300m

26 April 2025 - 16:23

Track Rating: Soft 7, Weather: Fine, Rail Position: +5m Entire

BRISBANE RACING CLUB

Section	Overall	1200m	1000m	800m	600m	400m	200m
Section Times	1:17.94 [6] (0:07.26)	1:10.68 [8] (0:11.43)	0:59.25 [7] (0:11.92)	0:47.33 [6] (0:12.19)	0:35.14 [4] (0:12.02)	0:23.12 [5] (0:11.21)	0:11.91 [5] (0:11.91)
Average Speed [km/h]	49.9	63.3	62.8	61.0	62.8	64.1	60.4
Top Speed [km/h]	58.5	64.8	63.9	62.2	64.2	65.2	62.8
Avg. Dist. to Rail [m]	11.5	7.6	7.3	7.6	8.8	8.5	6.5
Avg. Stride Freq. [Hz]	2.0	2.4	2.3	2.3	2.4	2.4	2.3
Avg. Stride Length [m]	7.0	7.4	7.3	7.3	7.4	7.3	7.2

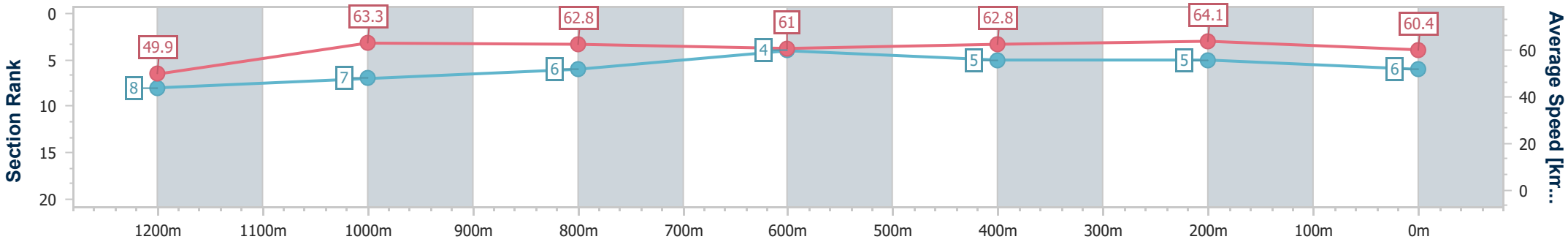

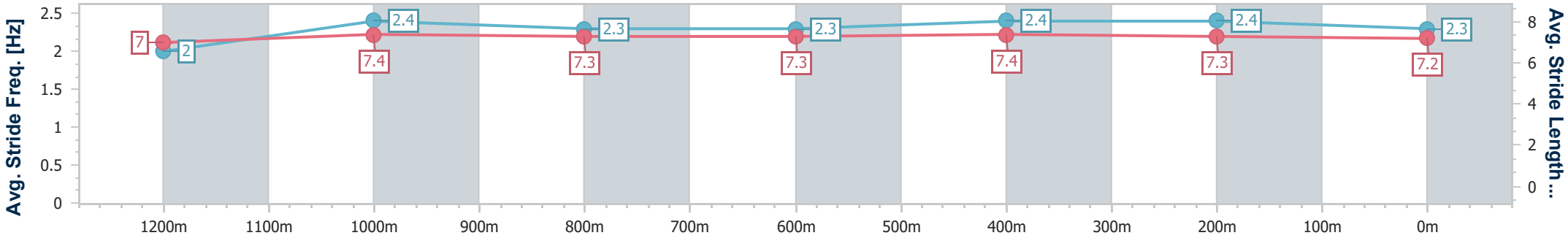

[ ]	Ranking at each section and finish
-:--.--	No data available at this section
NA	No data available

data processed by TRIPLESDATA

Horse/Jockey Name	Poetic Drama
Final Rank	7
Fastest Section Time (Section)	0:07.34 (Overall)
Top Speed [km/h] (Section)	65.5 (400m)
Race State	Finished

TAB

Eagle Farm QLD Professional

Race 9: HEART OF THE COMMUNITY BENCHMARK 90 Handicap - 1300m

26 April 2025 - 16:23

Track Rating: Soft 7, Weather: Fine, Rail Position: +5m Entire

BRISBANE RACING CLUB

Section	Overall	1200m	1000m	800m	600m	400m	200m
Section Times	1:17.97 [7] (0:07.34)	1:10.63 [9] (0:11.52)	0:59.11 [9] (0:12.04)	0:47.07 [9] (0:12.14)	0:34.93 [9] (0:11.91)	0:23.02 [9] (0:11.22)	0:11.80 [7] (0:11.80)
Average Speed [km/h]	49.8	62.7	62.5	61.7	63.2	64.3	60.8
Top Speed [km/h]	58.7	65.0	64.1	62.4	64.9	65.5	63.7
Avg. Dist. to Rail [m]	14.1	8.5	8.5	8.8	9.3	10.4	11.0
Avg. Stride Freq. [Hz]	2.1	2.4	2.4	2.3	2.4	2.4	2.4
Avg. Stride Length [m]	6.5	7.3	7.3	7.3	7.3	7.3	7.0

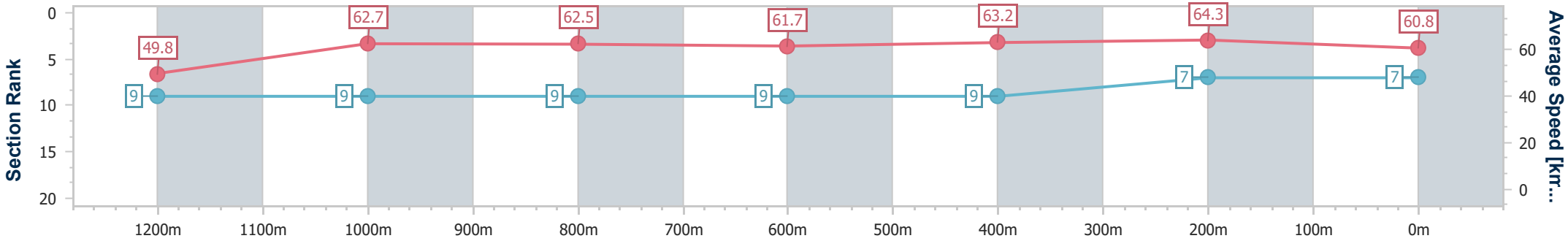

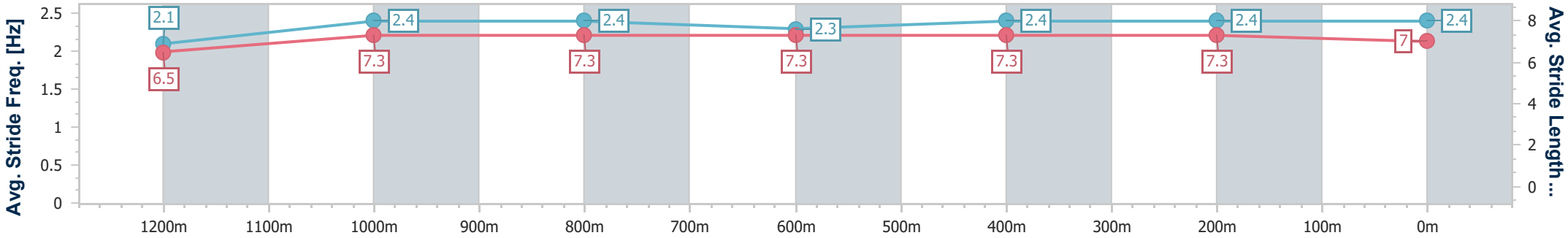

[ ]	Ranking at each section and finish
-:--.--	No data available at this section
NA	No data available

data processed by TRIPLESDATA

Horse/Jockey Name	Coin Toss
Final Rank	8
Fastest Section Time (Section)	0:07.08 (Overall)
Top Speed [km/h] (Section)	65.6 (1200m)
Race State	Finished

TAB

Eagle Farm QLD Professional

Race 9: HEART OF THE COMMUNITY BENCHMARK 90 Handicap - 1300m

26 April 2025 - 16:23

Track Rating: Soft 7, Weather: Fine, Rail Position: +5m Entire

BRISBANE RACING CLUB

Section	Overall	1200m	1000m	800m	600m	400m	200m
Section Times	1:18.58 [8] (0:07.08)	1:11.50 [4] (0:11.39)	1:00.11 [5] (0:11.97)	0:48.14 [3] (0:12.37)	0:35.77 [5] (0:12.02)	0:23.75 [6] (0:11.48)	0:12.27 [9] (0:12.27)
Average Speed [km/h]	51.4	63.6	62.5	60.5	62.7	62.8	58.7
Top Speed [km/h]	59.2	65.6	64.5	62.0	64.1	64.8	62.0
Avg. Dist. to Rail [m]	10.8	7.5	8.2	8.7	8.6	10.2	10.6
Avg. Stride Freq. [Hz]	2.2	2.4	2.4	2.3	2.4	2.4	2.3
Avg. Stride Length [m]	6.4	7.3	7.3	7.3	7.2	7.3	7.0

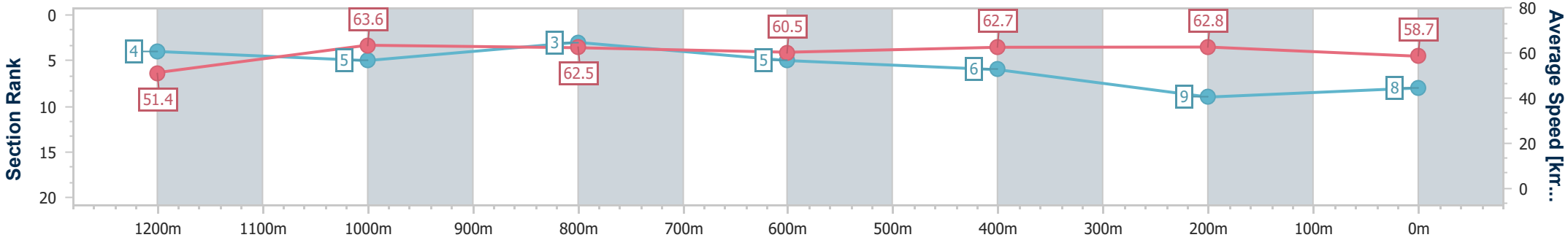

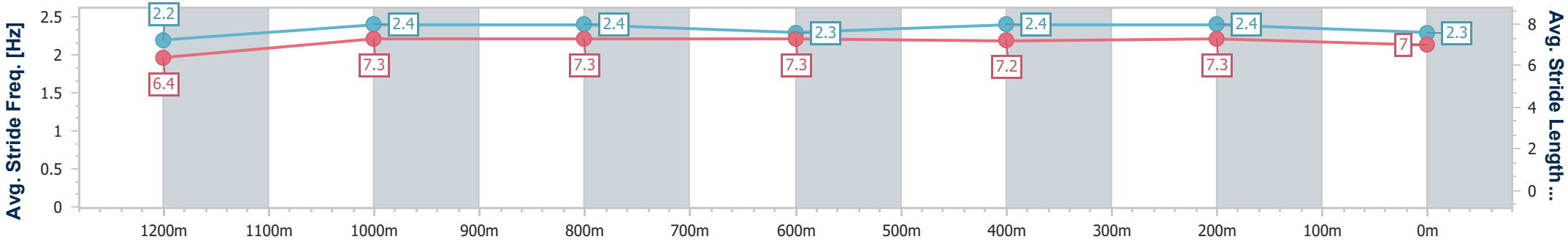

[ ]	Ranking at each section and finish
-:--.--	No data available at this section
NA	No data available

data processed by TRIPLESDATA

Horse/Jockey Name	Arts Object
Final Rank	9
Fastest Section Time (Section)	0:07.12 (Overall)
Top Speed [km/h] (Section)	65.0 (1200m)
Race State	Finished

TAB

Eagle Farm QLD Professional

Race 9: HEART OF THE COMMUNITY BENCHMARK 90 Handicap - 1300m

26 April 2025 - 16:23

Track Rating: Soft 7, Weather: Fine, Rail Position: +5m Entire

BRISBANE RACING CLUB

Section	Overall	1200m	1000m	800m	600m	400m	200m
Section Times	1:18.63 [9] (0:07.12)	1:11.51 [7] (0:11.57)	0:59.94 [8] (0:11.95)	0:47.99 [7] (0:12.21)	0:35.78 [7] (0:12.03)	0:23.75 [7] (0:11.44)	0:12.31 [10] (0:12.31)
Average Speed [km/h]	51.1	62.4	62.9	61.1	62.3	63.0	58.5
Top Speed [km/h]	57.9	65.0	64.5	61.8	63.2	63.9	61.3
Avg. Dist. to Rail [m]	13.1	9.4	8.1	7.3	8.4	8.7	8.6
Avg. Stride Freq. [Hz]	2.2	2.3	2.2	2.2	2.3	2.4	2.3
Avg. Stride Length [m]	6.4	7.7	7.9	7.7	7.5	7.4	7.1

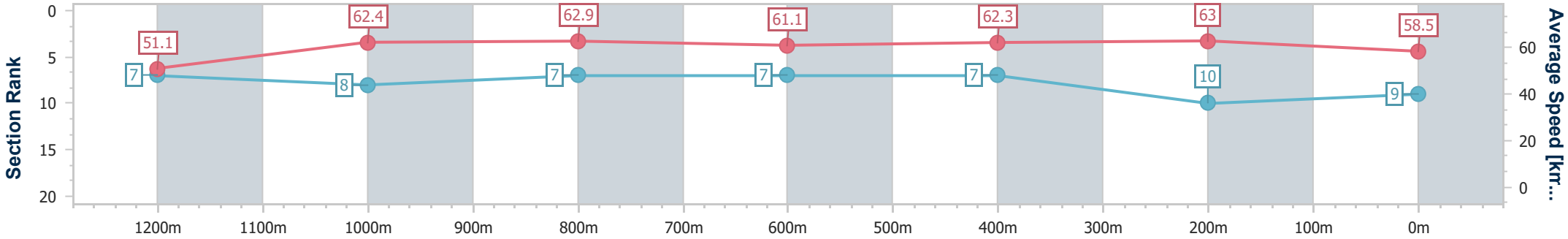

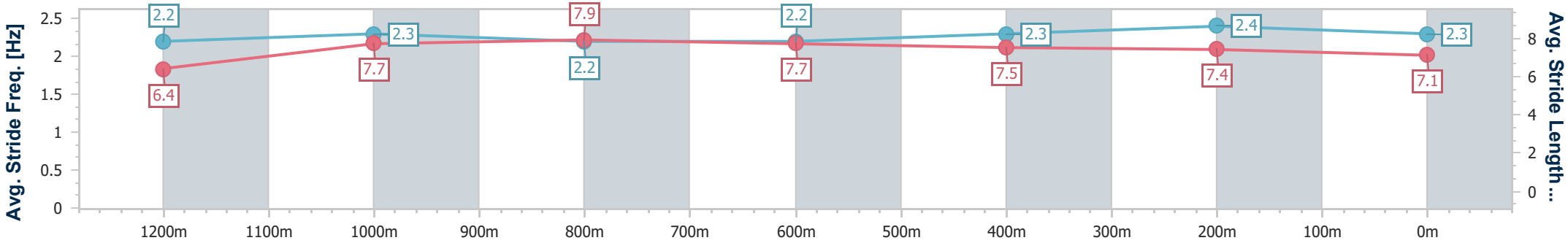

[ ]	Ranking at each section and finish
-:--.--	No data available at this section
NA	No data available

data processed by TRIPLESDATA

Horse/Jockey Name	Eaglemont
Final Rank	10
Fastest Section Time (Section)	0:07.39 (Overall)
Top Speed [km/h] (Section)	66.9 (400m)
Race State	Finished

TAB

Eagle Farm QLD Professional

Race 9: HEART OF THE COMMUNITY BENCHMARK 90 Handicap - 1300m

26 April 2025 - 16:23

Track Rating: Soft 7, Weather: Fine, Rail Position: +5m Entire

BRISBANE RACING CLUB

Section	Overall	1200m	1000m	800m	600m	400m	200m
Section Times	1:18.68 [10] (0:07.39)	1:11.29 [10] (0:11.77)	0:59.52 [10] (0:11.99)	0:47.53 [11] (0:12.20)	0:35.33 [11] (0:11.90)	0:23.43 [11] (0:11.10)	0:12.33 [11] (0:12.33)
Average Speed [km/h]	50.0	61.4	62.8	61.6	63.0	64.9	58.5
Top Speed [km/h]	57.6	63.6	63.7	62.6	65.9	66.9	62.4
Avg. Dist. to Rail [m]	18.1	11.0	8.8	9.0	8.3	12.8	14.3
Avg. Stride Freq. [Hz]	2.0	2.3	2.3	2.3	2.3	2.4	2.3
Avg. Stride Length [m]	6.6	7.4	7.5	7.5	7.4	7.4	7.0

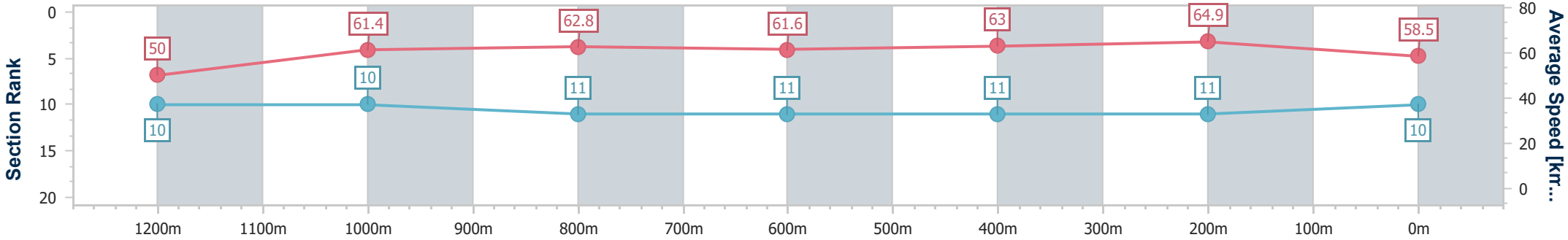

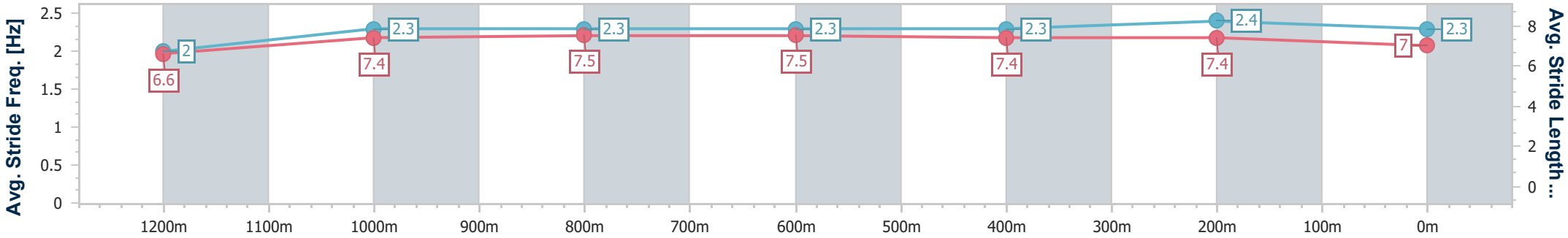

[ ]	Ranking at each section and finish
-:--.--	No data available at this section
NA	No data available

data processed by TRIPLESDATA

Horse/Jockey Name	Tidal Creek
Final Rank	11
Fastest Section Time (Section)	0:07.08 (Overall)
Top Speed [km/h] (Section)	65.4 (1200m)
Race State	Finished

TAB

Eagle Farm QLD Professional

Race 9: HEART OF THE COMMUNITY BENCHMARK 90 Handicap - 1300m

26 April 2025 - 16:23

Track Rating: Soft 7, Weather: Fine, Rail Position: +5m Entire

BRISBANE RACING CLUB

Section	Overall	1200m	1000m	800m	600m	400m	200m
Section Times	1:18.69 [11] (0:07.08)	1:11.61 [4] (0:11.42)	1:00.19 [6] (0:12.16)	0:48.03 [8] (0:12.31)	0:35.72 [8] (0:11.92)	0:23.80 [8] (0:11.36)	0:12.44 [8] (0:12.44)
Average Speed [km/h]	51.6	63.5	62.3	61.3	63.4	63.6	57.7
Top Speed [km/h]	58.4	65.4	63.2	62.4	65.1	65.2	61.1
Avg. Dist. to Rail [m]	17.5	11.1	10.3	9.7	10.1	13.3	14.4
Avg. Stride Freq. [Hz]	2.3	2.4	2.4	2.3	2.4	2.4	2.3
Avg. Stride Length [m]	6.2	7.3	7.4	7.3	7.4	7.4	6.9

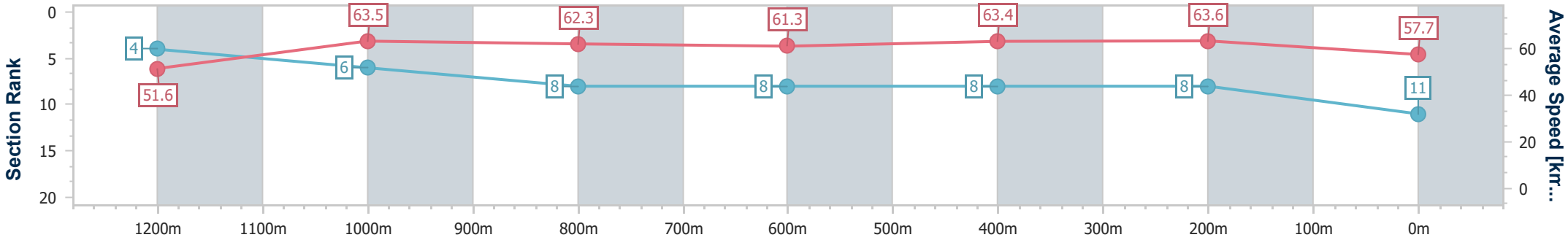

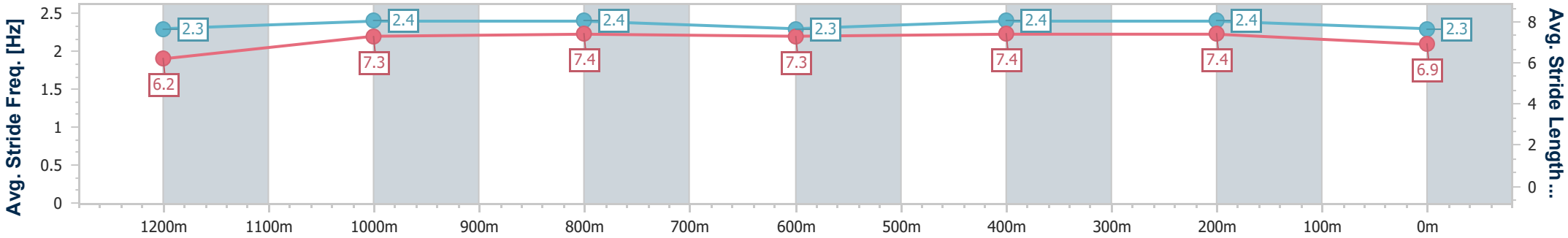

[ ]	Ranking at each section and finish
-:--.--	No data available at this section
NA	No data available

data processed by TRIPLESDATA