



Mackay QLD Professional
Race 1: SKY RACING Maiden Plate - 1050m
01 May 2025 - 12:33



Track Rating: Good 4, Weather: Fine, Rail Position: +2m 1100m-W/Post; True Remainder

Section						Overall	1000m	800m	600m	400m	200m	Last 600m	
Field Times						1:01.66 (0:05.09)	0:56.57 (0:11.32)	0:45.25 (0:11.32)	0:33.93 (0:11.41)	0:22.52 (0:11.13)	0:11.39 (0:11.39)	0:33.93	
Rank	TAB	Horse/Jockey	Barrier	Top Speed [km/h]	Fastest Section							Margin	Distance Travelled [m]
1	8	HEY JEALOUSY	6	67.5	0:05.21	1:01.66 [1]	0:56.45 [3]	0:45.13 [3]	0:33.84 [2]	0:22.40 [3]	0:11.39 [1]	1:01.66	0:33.84
		Sean Cormack		400m	Overall	(0:05.21)	(0:11.32)	(0:11.29)	(0:11.44)	(0:11.01)	(0:11.39)		
2	4	SECRET BOOM	1	66.3	0:05.25	1:02.32 [2]	0:57.07 [6]	0:45.82 [2]	0:34.39 [3]	0:23.18 [1]	0:11.85 [2]	3.88L	0:34.39 -4
		Ashley Butler		400m	Overall	(0:05.25)	(0:11.25)	(0:11.43)	(0:11.21)	(0:11.33)	(0:11.85)		
3	1	DIAMOND BLADE	8	66.7	0:05.38	1:02.45 [3]	0:57.07 [7]	0:45.38 [8]	0:33.85 [8]	0:22.48 [8]	0:11.37 [8]	4.69L	0:33.85 +6
		Chris McIver		400m	Overall	(0:05.38)	(0:11.69)	(0:11.53)	(0:11.37)	(0:11.11)	(0:11.37)		
4	6	MAGIC TYLA	4	66.1	0:05.45	1:02.62 [4]	0:57.17 [8]	0:45.73 [6]	0:34.25 [7]	0:22.91 [6]	0:11.62 [7]	5.68L	0:34.25 +4
		Adam Sewell		600m	Overall	(0:05.45)	(0:11.44)	(0:11.48)	(0:11.34)	(0:11.29)	(0:11.62)		
5	2	JOYOUS STEPS	5	66.1	0:05.10	1:02.65 [5]	0:57.55 [2]	0:46.04 [4]	0:34.56 [4]	0:23.25 [4]	0:12.04 [3]	5.84L	0:34.56 +4
		Jaimee-Lee Devine		1000m	Overall	(0:05.10)	(0:11.51)	(0:11.48)	(0:11.31)	(0:11.21)	(0:12.04)		
6	7	MISSIN' DE QUO	2	65.5	0:05.24	1:02.82 [6]	0:57.58 [5]	0:45.90 [7]	0:34.45 [6]	0:23.07 [7]	0:11.91 [6]	6.84L	0:34.45 -2
		Jason Taylor		400m	Overall	(0:05.24)	(0:11.68)	(0:11.45)	(0:11.38)	(0:11.16)	(0:11.91)		
7	5	LADY DE VEGA	7	67.3	0:05.21	1:02.86 [7]	0:57.65 [4]	0:46.16 [5]	0:34.73 [5]	0:23.26 [5]	0:12.11 [5]	7.06L	0:34.73 +14
		Erin Molloy		1000m	Overall	(0:05.21)	(0:11.49)	(0:11.43)	(0:11.47)	(0:11.15)	(0:12.11)		
8	3	HUSTLER'S AMBITION	3	65.7	0:05.09	1:03.26 [8]	0:58.17 [1]	0:46.85 [1]	0:35.53 [1]	0:24.04 [2]	0:12.53 [4]	9.46L	0:35.53 +1
		McKenzie Apel		1000m	Overall	(0:05.09)	(0:11.32)	(0:11.32)	(0:11.49)	(0:11.51)	(0:12.53)		



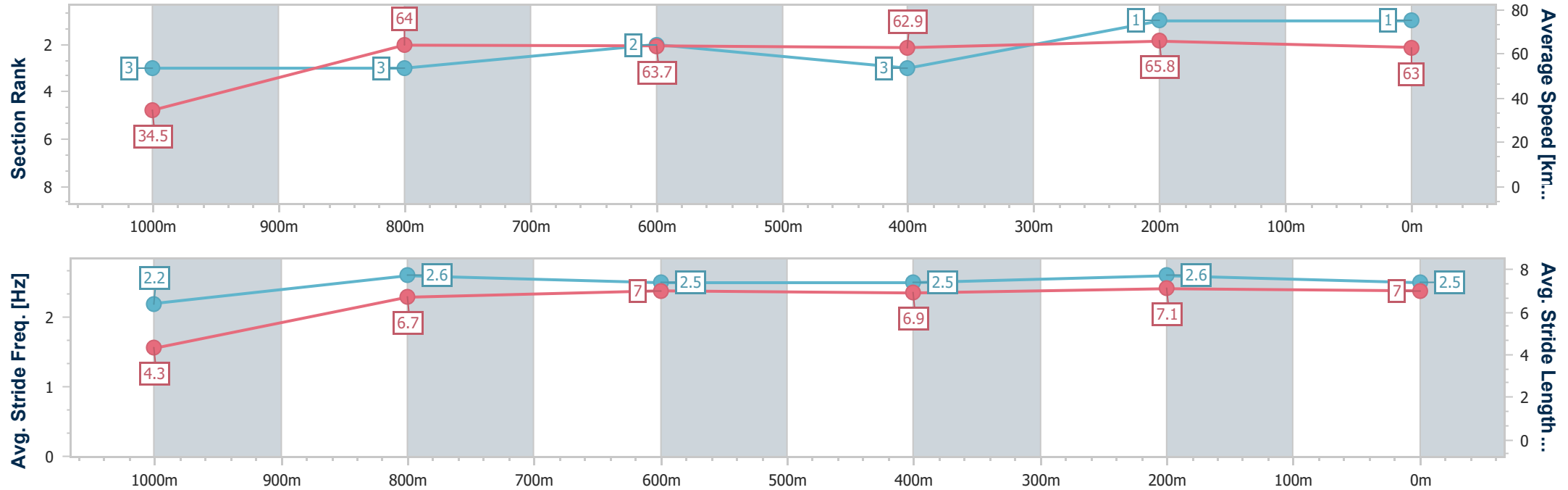
Horse/Jockey Name	Hey Jealousy
Final Rank	1
Fastest Section Time (Section)	0:05.21 (Overall)
Top Speed [km/h] (Section)	67.5 (400m)
Race State	Finished



Mackay QLD Professional
Race 1: SKY RACING Maiden Plate - 1050m
01 May 2025 - 12:33
Track Rating: Good 4, Weather: Fine, Rail Position: +2m 1100m-
W/Post; True Remainder



Section	Overall	1000m	800m	600m	400m	200m							
Section Times	1:01.66 [1] (0:05.21)	0:56.45 [3] (0:11.32)	0:45.13 [3] (0:11.29)	0:33.84 [2] (0:11.44)	0:22.40 [3] (0:11.01)	0:11.39 [1] (0:11.39)							
Average Speed [km/h]	34.5	64.0	63.7	62.9	65.8	63.0							
Top Speed [km/h]	57.1	65.2	65.1	64.9	67.5	66.7							
Avg. Dist. to Rail [m]	1.2	1.3	0.8	0.9	2.0	1.5							
Avg. Stride Freq. [Hz]	2.2	2.6	2.5	2.5	2.6	2.5							
Avg. Stride Length [m]	4.3	6.7	7.0	6.9	7.1	7.0							





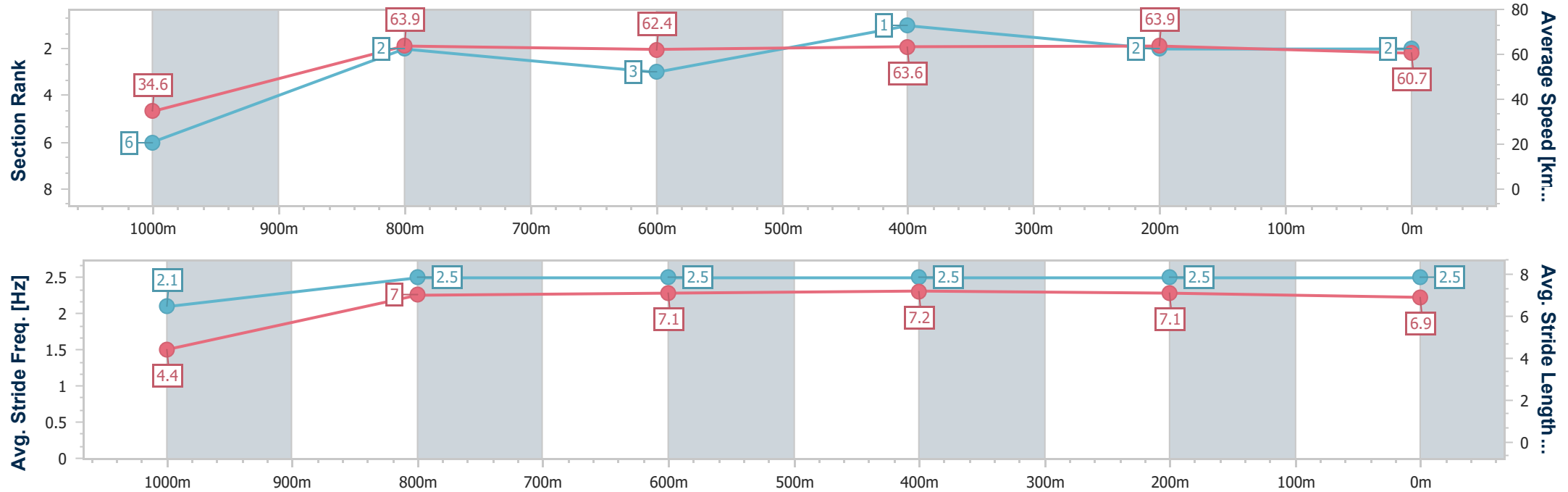
Horse/Jockey Name	Secret Boom
Final Rank	2
Fastest Section Time (Section)	0:05.25 (Overall)
Top Speed [km/h] (Section)	66.3 (400m)
Race State	Finished



Mackay QLD Professional
Race 1: SKY RACING Maiden Plate - 1050m
01 May 2025 - 12:33
Track Rating: Good 4, Weather: Fine, Rail Position: +2m 1100m-
W/Post; True Remainder



Section	Overall	1000m	800m	600m	400m	200m							
Section Times	1:02.32 [2] (0:05.25)	0:57.07 [6] (0:11.25)	0:45.82 [2] (0:11.43)	0:34.39 [3] (0:11.21)	0:23.18 [1] (0:11.33)	0:11.85 [2] (0:11.85)							
Average Speed [km/h]	34.6	63.9	62.4	63.6	63.9	60.7							
Top Speed [km/h]	55.7	66.3	64.4	64.9	66.3	63.9							
Avg. Dist. to Rail [m]	5.6	1.7	1.6	1.3	2.0	1.3							
Avg. Stride Freq. [Hz]	2.1	2.5	2.5	2.5	2.5	2.5							
Avg. Stride Length [m]	4.4	7.0	7.1	7.2	7.1	6.9							





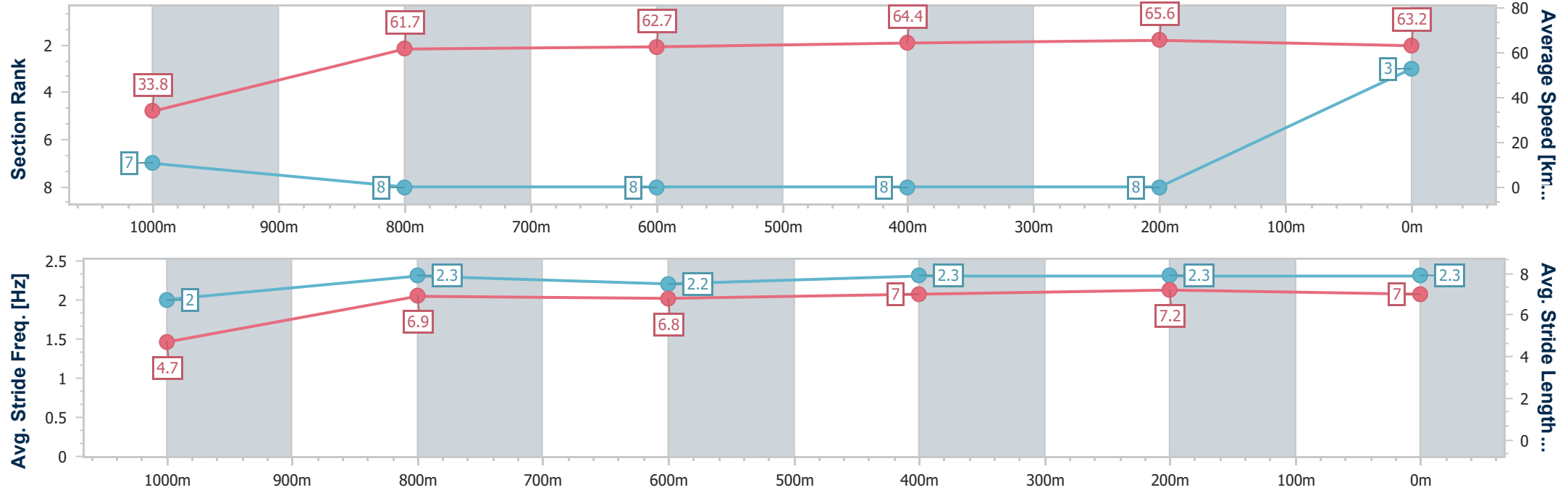
Horse/Jockey Name	Diamond Blade
Final Rank	3
Fastest Section Time (Section)	0:05.38 (Overall)
Top Speed [km/h] (Section)	66.7 (400m)
Race State	Finished



Mackay QLD Professional
Race 1: SKY RACING Maiden Plate - 1050m
01 May 2025 - 12:33
Track Rating: Good 4, Weather: Fine, Rail Position: +2m 1100m-
W/Post; True Remainder



Section	Overall	1000m	800m	600m	400m	200m								
Section Times	1:02.45 [3] (0:05.38)	0:57.07 [7] (0:11.69)	0:45.38 [8] (0:11.53)	0:33.85 [8] (0:11.37)	0:22.48 [8] (0:11.11)	0:11.37 [8] (0:11.37)								
Average Speed [km/h]	33.8	61.7	62.7	64.4	65.6	63.2								
Top Speed [km/h]	54.6	65.3	65.3	65.9	66.7	66.6								
Avg. Dist. to Rail [m]	2.6	2.8	0.8	2.0	8.1	12.4								
Avg. Stride Freq. [Hz]	2.0	2.3	2.2	2.3	2.3	2.3								
Avg. Stride Length [m]	4.7	6.9	6.8	7.0	7.2	7.0								





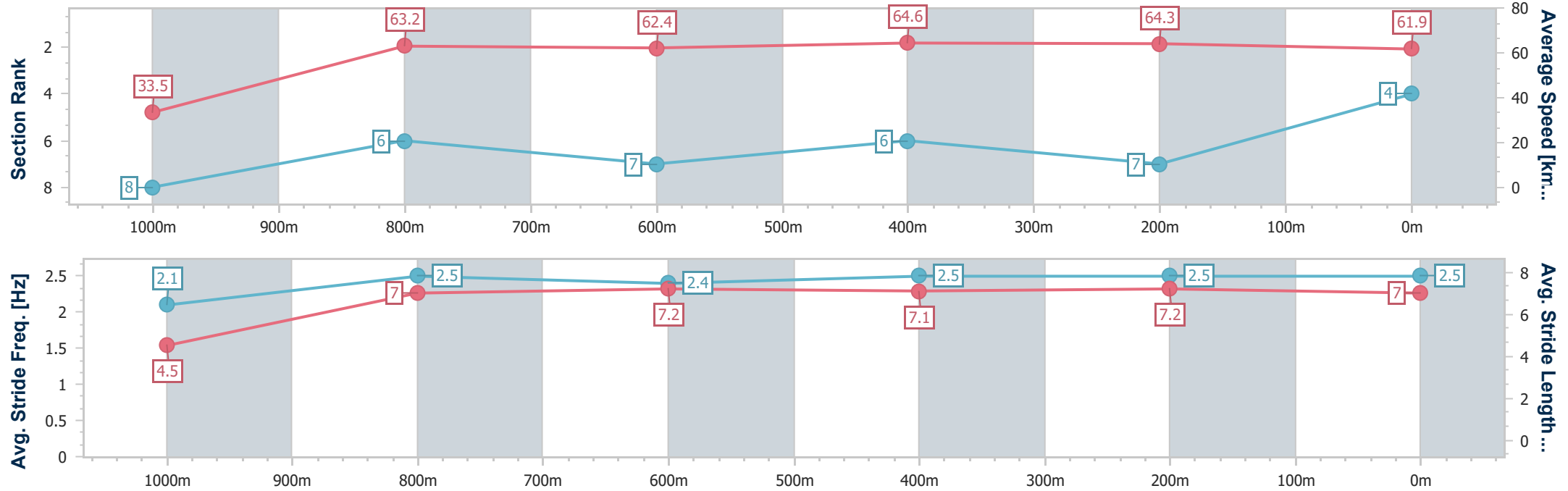
Horse/Jockey Name	Magic Tyla
Final Rank	4
Fastest Section Time (Section)	0:05.45 (Overall)
Top Speed [km/h] (Section)	66.1 (600m)
Race State	Finished



Mackay QLD Professional
Race 1: SKY RACING Maiden Plate - 1050m
01 May 2025 - 12:33
Track Rating: Good 4, Weather: Fine, Rail Position: +2m 1100m-
W/Post; True Remainder



Section	Overall	1000m	800m	600m	400m	200m							
Section Times	1:02.62 [4] (0:05.45)	0:57.17 [8] (0:11.44)	0:45.73 [6] (0:11.48)	0:34.25 [7] (0:11.34)	0:22.91 [6] (0:11.29)	0:11.62 [7] (0:11.62)							
Average Speed [km/h]	33.5	63.2	62.4	64.6	64.3	61.9							
Top Speed [km/h]	54.3	66.0	64.6	66.1	65.8	65.5							
Avg. Dist. to Rail [m]	0.8	1.3	0.3	2.3	4.9	6.5							
Avg. Stride Freq. [Hz]	2.1	2.5	2.4	2.5	2.5	2.5							
Avg. Stride Length [m]	4.5	7.0	7.2	7.1	7.2	7.0							





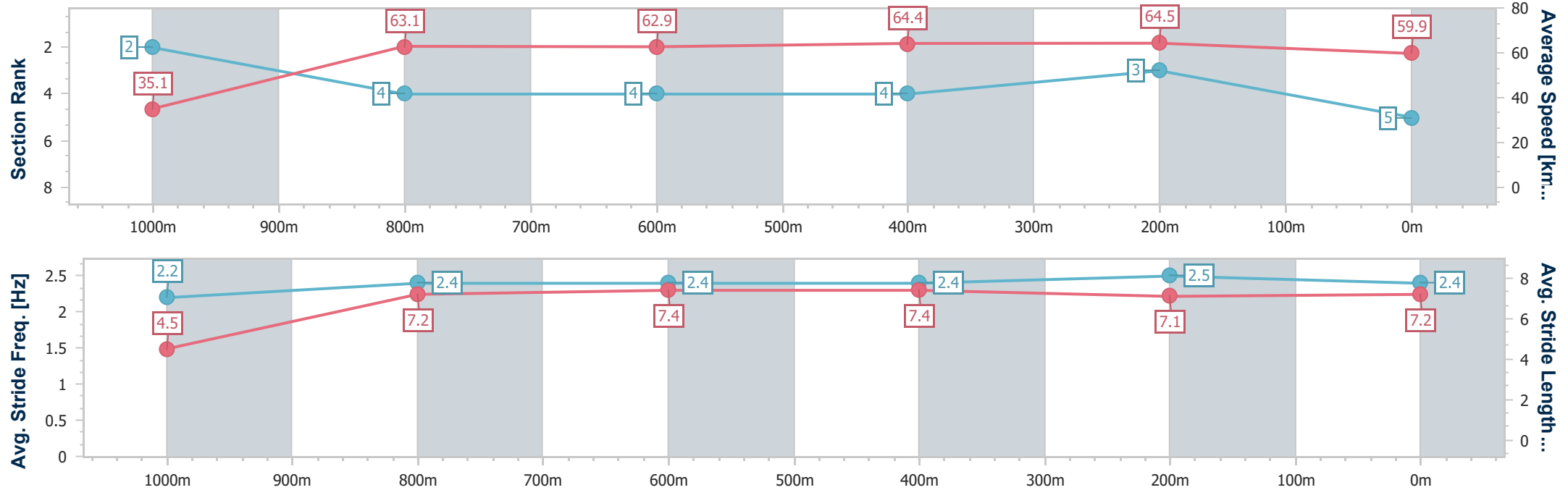
Horse/Jockey Name	Joyous Steps
Final Rank	5
Fastest Section Time (Section)	0:05.10 (Overall)
Top Speed [km/h] (Section)	66.1 (1000m)
Race State	Finished



Mackay QLD Professional
Race 1: SKY RACING Maiden Plate - 1050m
01 May 2025 - 12:33
Track Rating: Good 4, Weather: Fine, Rail Position: +2m 1100m-
W/Post; True Remainder



Section	Overall	1000m	800m	600m	400m	200m								
Section Times	1:02.65 [5] (0:05.10)	0:57.55 [2] (0:11.51)	0:46.04 [4] (0:11.48)	0:34.56 [4] (0:11.31)	0:23.25 [4] (0:11.21)	0:12.04 [3] (0:12.04)								
Average Speed [km/h]	35.1	63.1	62.9	64.4	64.5	59.9								
Top Speed [km/h]	53.4	66.1	65.7	65.8	65.3	63.4								
Avg. Dist. to Rail [m]	0.4	2.0	1.4	1.5	3.6	3.0								
Avg. Stride Freq. [Hz]	2.2	2.4	2.4	2.4	2.5	2.4								
Avg. Stride Length [m]	4.5	7.2	7.4	7.4	7.1	7.2								





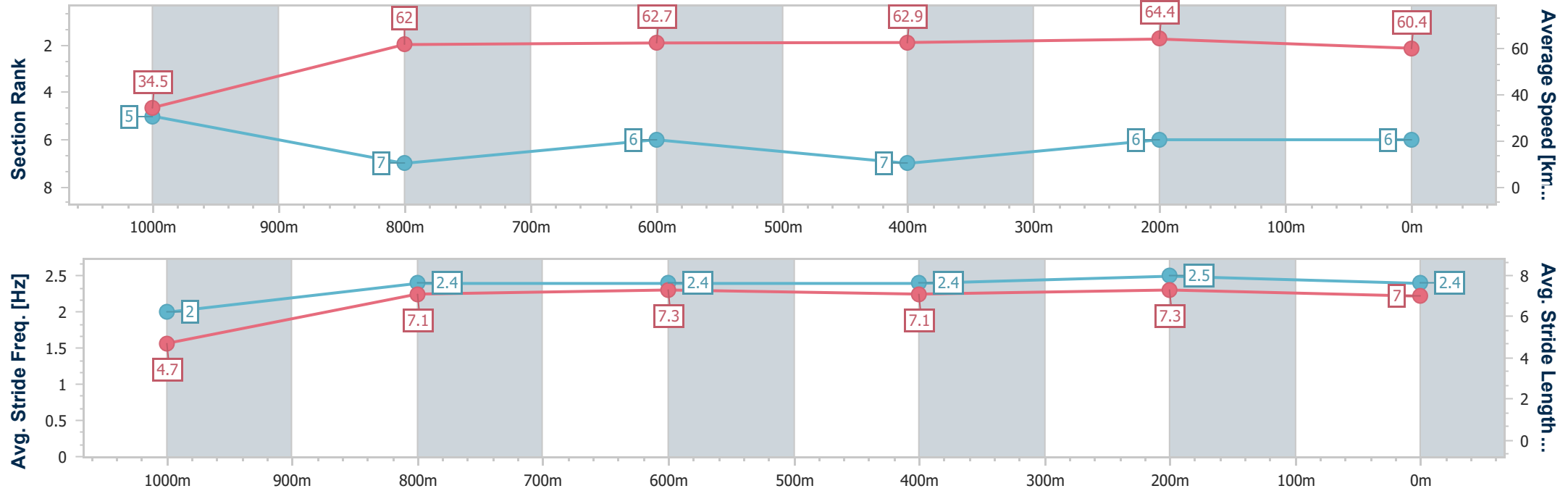
Horse/Jockey Name	Missin' De Quo
Final Rank	6
Fastest Section Time (Section)	0:05.24 (Overall)
Top Speed [km/h] (Section)	65.5 (400m)
Race State	Finished



Mackay QLD Professional
Race 1: SKY RACING Maiden Plate - 1050m
01 May 2025 - 12:33
Track Rating: Good 4, Weather: Fine, Rail Position: +2m 1100m-
W/Post; True Remainder



Section	Overall	1000m	800m	600m	400m	200m								
Section Times	1:02.82 [6] (0:05.24)	0:57.58 [5] (0:11.68)	0:45.90 [7] (0:11.45)	0:34.45 [6] (0:11.38)	0:23.07 [7] (0:11.16)	0:11.91 [6] (0:11.91)								
Average Speed [km/h]	34.5	62.0	62.7	62.9	64.4	60.4								
Top Speed [km/h]	53.7	65.0	63.5	64.4	65.5	63.7								
Avg. Dist. to Rail [m]	2.5	1.0	0.8	0.8	1.7	1.9								
Avg. Stride Freq. [Hz]	2.0	2.4	2.4	2.4	2.5	2.4								
Avg. Stride Length [m]	4.7	7.1	7.3	7.1	7.3	7.0								





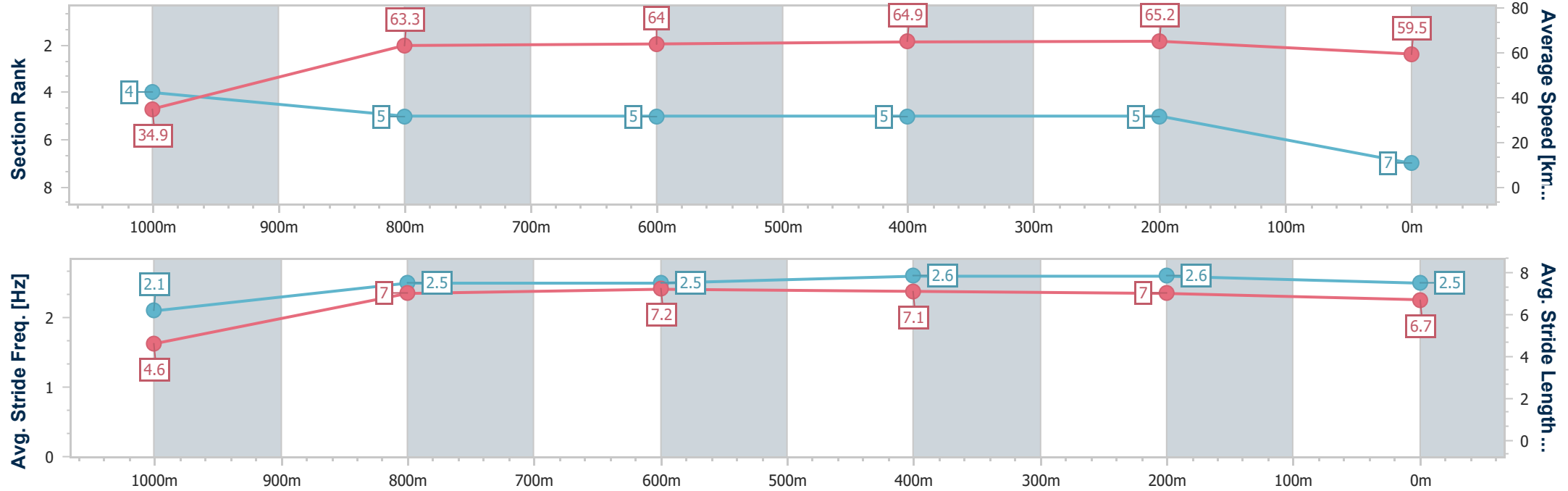
Horse/Jockey Name	Lady De Vega
Final Rank	7
Fastest Section Time (Section)	0:05.21 (Overall)
Top Speed [km/h] (Section)	67.3 (1000m)
Race State	Finished



Mackay QLD Professional
Race 1: SKY RACING Maiden Plate - 1050m
01 May 2025 - 12:33
Track Rating: Good 4, Weather: Fine, Rail Position: +2m 1100m-
W/Post; True Remainder



Section	Overall	1000m	800m	600m	400m	200m								
Section Times	1:02.86 [7] (0:05.21)	0:57.65 [4] (0:11.49)	0:46.16 [5] (0:11.43)	0:34.73 [5] (0:11.47)	0:23.26 [5] (0:11.15)	0:12.11 [5] (0:12.11)								
Average Speed [km/h]	34.9	63.3	64.0	64.9	65.2	59.5								
Top Speed [km/h]	54.0	67.3	66.1	65.8	66.5	63.6								
Avg. Dist. to Rail [m]	2.7	4.1	4.4	4.4	5.8	7.7								
Avg. Stride Freq. [Hz]	2.1	2.5	2.5	2.6	2.6	2.5								
Avg. Stride Length [m]	4.6	7.0	7.2	7.1	7.0	6.7								





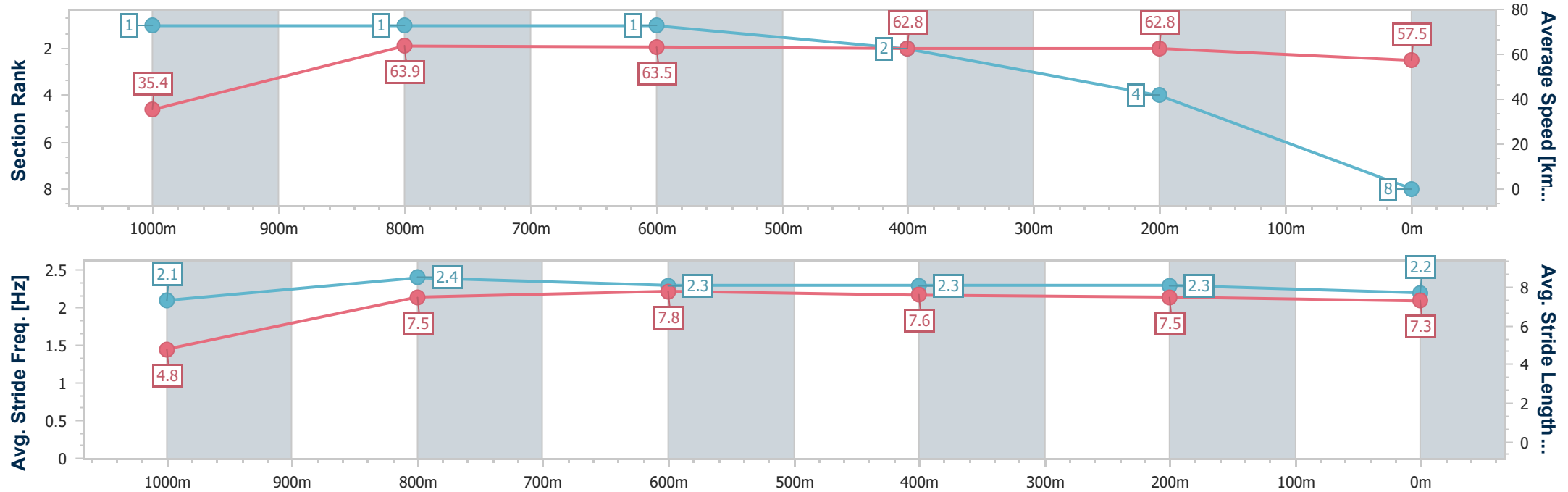
Horse/Jockey Name	Hustler's Ambition
Final Rank	8
Fastest Section Time (Section)	0:05.09 (Overall)
Top Speed [km/h] (Section)	65.7 (1000m)
Race State	Finished



Mackay QLD Professional
Race 1: SKY RACING Maiden Plate - 1050m
01 May 2025 - 12:33
Track Rating: Good 4, Weather: Fine, Rail Position: +2m 1100m-
W/Post; True Remainder



Section	Overall	1000m	800m	600m	400m	200m								
Section Times	1:03.26 [8] (0:05.09)	0:58.17 [1] (0:11.32)	0:46.85 [1] (0:11.32)	0:35.53 [1] (0:11.49)	0:24.04 [2] (0:11.51)	0:12.53 [4] (0:12.53)								
Average Speed [km/h]	35.4	63.9	63.5	62.8	62.8	57.5								
Top Speed [km/h]	55.5	65.7	64.3	63.7	63.9	61.2								
Avg. Dist. to Rail [m]	1.7	0.9	0.3	0.8	1.9	2.0								
Avg. Stride Freq. [Hz]	2.1	2.4	2.3	2.3	2.3	2.2								
Avg. Stride Length [m]	4.8	7.5	7.8	7.6	7.5	7.3								





Mackay QLD Professional
Race 2: BOOK EVENT CENTRE FOR EVENTS Class 3 Plate - 1560m
01 May 2025 - 13:12



Track Rating: Good 4, Weather: Fine, Rail Position: +2m 1100m-W/Post; True Remainder

Section					Overall	1400m	1200m	1000m	800m	600m	400m	Last 600m		
Field Times					1:33.82 (0:11.78)	1:22.04 (0:11.54)	1:10.50 (0:11.49)	0:59.01 (0:11.64)	0:47.37 (0:11.67)	0:35.70 (0:11.66)	0:24.04 (0:11.73)	0:35.70		
Rank	TAB	Horse/Jockey	Barrier	Top Speed [km/h]	Fastest Section									Distance Travelled [m]
1	4	OUR TURN NOW	3	63.4	0:11.45	1:33.82 [1]	1:21.87 [2]	1:10.20 [2]	0:58.62 [3]	0:46.98 [3]	0:35.49 [2]	0:24.04 [1]	0:35.49	
		Leah Martyn		1400m	600m	(0:11.95)	(0:11.67)	(0:11.58)	(0:11.64)	(0:11.49)	(0:11.45)	(0:11.73)		
2	1	JUPITUS	2	63.6	0:11.36	1:33.94 [2]	1:21.63 [6]	1:09.86 [6]	0:58.24 [6]	0:46.68 [4]	0:35.31 [4]	0:23.95 [3]	0:35.31	+0
		Ryan Wiggins		800m	600m	(0:12.31)	(0:11.77)	(0:11.62)	(0:11.56)	(0:11.37)	(0:11.36)	(0:11.69)		
3	5	HEARSAY	5	64.8	0:11.33	1:34.40 [3]	1:22.12 [5]	1:10.32 [5]	0:58.71 [5]	0:46.91 [6]	0:35.58 [5]	0:24.02 [4]	0:35.58	+13
		Erin Molloy		800m	800m	(0:12.28)	(0:11.80)	(0:11.61)	(0:11.80)	(0:11.33)	(0:11.56)	(0:11.65)		
4	6	MOON OVER MATILDA	4	63.7	0:11.49	1:35.15 [4]	1:23.37 [1]	1:11.83 [1]	1:00.34 [1]	0:48.70 [1]	0:37.03 [1]	0:25.27 [2]	0:37.03	+8
		Chris McIver		1200m	1200m	(0:11.78)	(0:11.54)	(0:11.49)	(0:11.64)	(0:11.67)	(0:11.76)	(0:12.04)		
5	7	MOMENT OF TRUTH	1	64.9	0:11.46	1:35.95 [5]	1:23.88 [4]	1:12.28 [3]	1:00.82 [2]	0:49.14 [2]	0:37.44 [3]	0:25.55 [5]	0:37.44	+5
		Warwick Satherley		1200m	1200m	(0:12.07)	(0:11.60)	(0:11.46)	(0:11.68)	(0:11.70)	(0:11.89)	(0:12.29)		
6	3	COMBATTANT DE RUE	6	63.3	0:11.61	1:44.87 [6]	1:32.88 [3]	1:20.99 [4]	1:09.38 [4]	0:57.54 [5]	0:45.11 [6]	0:31.33 [6]	0:45.11	+12
		Adam Sewell		1400m	1200m	(0:11.99)	(0:11.89)	(0:11.61)	(0:11.84)	(0:12.43)	(0:13.78)	(0:14.92)		

Scratched: Parade Ground (#2)



Mackay QLD Professional
Race 2: BOOK EVENT CENTRE FOR EVENTS Class 3 Plate - 1560m
01 May 2025 - 13:12



Track Rating: Good 4, Weather: Fine, Rail Position: +2m 1100m-W/Post; True Remainder

Section		200m					Last 600m		
Field Times		0:12.31 (0:12.31)					0:35.70		
Rank	TAB	Horse/Jockey	Barrier	Top Speed [km/h]	Fastest Section	Margin		Distance Travelled [m]	
1	4	OUR TURN NOW	3	63.4	0:11.45	0:12.31 [1]	1:33.82	0:35.49	
		Leah Martyn		1400m	600m	(0:12.31)			
2	1	JUPITUS	2	63.6	0:11.36	0:12.26 [2]	0.7L	0:35.31	+0
		Ryan Wiggins		800m	600m	(0:12.26)			
3	5	HEARSAY	5	64.8	0:11.33	0:12.37 [4]	3.42L	0:35.58	+13
		Erin Molloy		800m	800m	(0:12.37)			
4	6	MOON OVER MATILDA	4	63.7	0:11.49	0:13.23 [3]	7.82L	0:37.03	+8
		Chris McIver		1200m	1200m	(0:13.23)			
5	7	MOMENT OF TRUTH	1	64.9	0:11.46	0:13.26 [5]	12.55L	0:37.44	+5
		Warwick Satherley		1200m	1200m	(0:13.26)			
6	3	COMBATTANT DE RUE	6	63.3	0:11.61	0:16.41 [6]	65.01L	0:45.11	+12
		Adam Sewell		1400m	1200m	(0:16.41)			

Scratched: Parade Ground (#2)



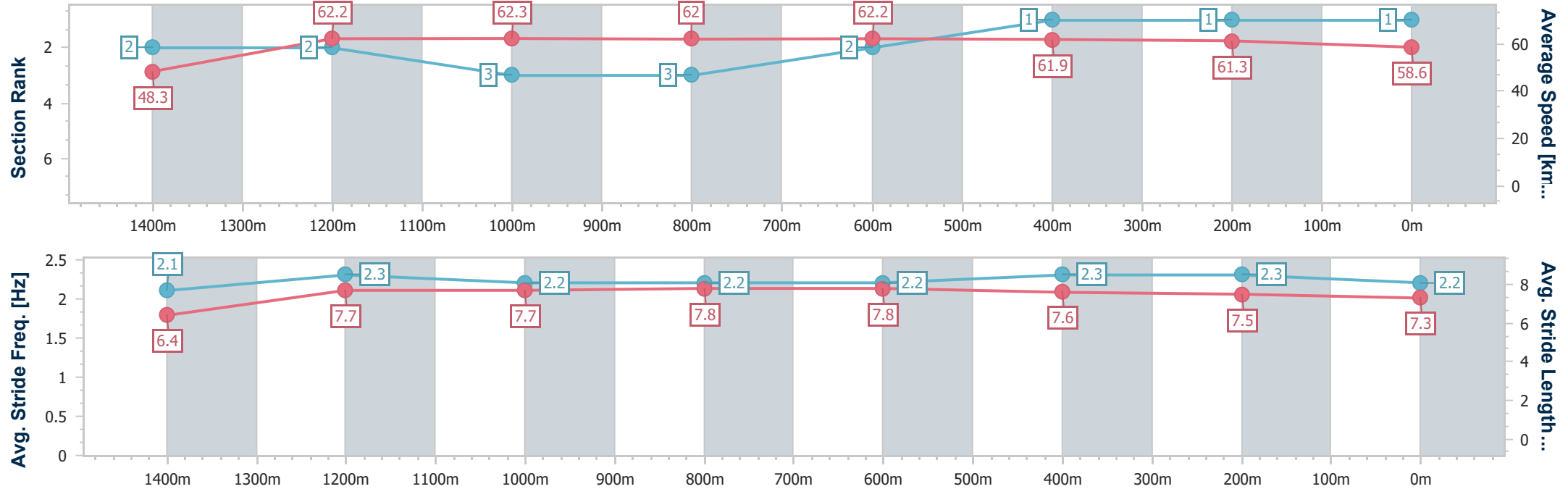
Horse/Jockey Name	Our Turn Now
Final Rank	1
Fastest Section Time (Section)	0:11.45 (600m)
Top Speed [km/h] (Section)	63.4 (1400m)
Race State	Finished



Mackay QLD Professional
Race 2: BOOK EVENT CENTRE FOR EVENTS Class 3 Plate - 1560m
01 May 2025 - 13:12
Track Rating: Good 4, Weather: Fine, Rail Position: +2m 1100m-W/Post; True Remainder



Section	Overall	1400m	1200m	1000m	800m	600m	400m	200m					
Section Times	1:33.82 [1] (0:11.95)	1:21.87 [2] (0:11.67)	1:10.20 [2] (0:11.58)	0:58.62 [3] (0:11.64)	0:46.98 [3] (0:11.49)	0:35.49 [2] (0:11.45)	0:24.04 [1] (0:11.73)	0:12.31 [1] (0:12.31)					
Average Speed [km/h]	48.3	62.2	62.3	62.0	62.2	61.9	61.3	58.6					
Top Speed [km/h]	62.5	63.4	63.1	62.8	63.0	62.9	62.2	61.7					
Avg. Dist. to Rail [m]	4.8	2.1	0.6	0.7	0.8	2.1	1.1	1.5					
Avg. Stride Freq. [Hz]	2.1	2.3	2.2	2.2	2.2	2.3	2.3	2.2					
Avg. Stride Length [m]	6.4	7.7	7.7	7.8	7.8	7.6	7.5	7.3					





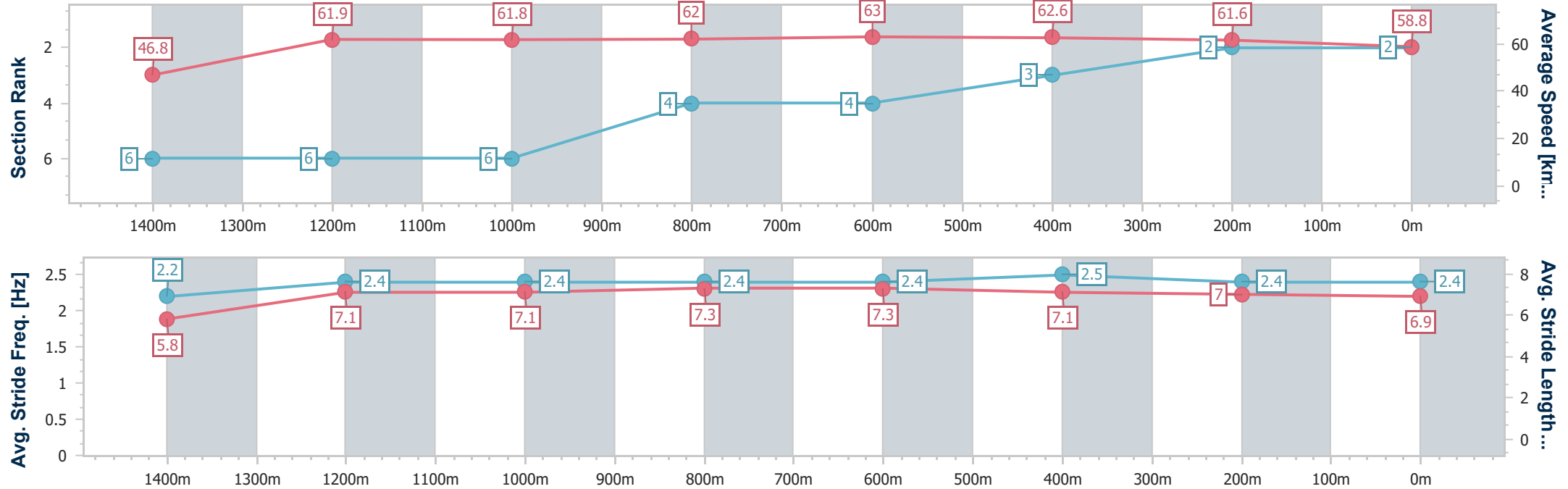
Horse/Jockey Name	Jupitus
Final Rank	2
Fastest Section Time (Section)	0:11.36 (600m)
Top Speed [km/h] (Section)	63.6 (800m)
Race State	Finished



Mackay QLD Professional
Race 2: BOOK EVENT CENTRE FOR EVENTS Class 3 Plate - 1560m
01 May 2025 - 13:12
Track Rating: Good 4, Weather: Fine, Rail Position: +2m 1100m-W/Post; True Remainder



Section	Overall	1400m	1200m	1000m	800m	600m	400m	200m					
Section Times	1:33.94 [2] (0:12.31)	1:21.63 [6] (0:11.77)	1:09.86 [6] (0:11.62)	0:58.24 [6] (0:11.56)	0:46.68 [4] (0:11.37)	0:35.31 [4] (0:11.36)	0:23.95 [3] (0:11.69)	0:12.26 [2] (0:12.26)					
Average Speed [km/h]	46.8	61.9	61.8	62.0	63.0	62.6	61.6	58.8					
Top Speed [km/h]	60.3	63.1	63.2	63.3	63.6	63.5	62.7	62.2					
Avg. Dist. to Rail [m]	3.5	1.9	0.4	1.3	1.7	1.5	2.5	3.5					
Avg. Stride Freq. [Hz]	2.2	2.4	2.4	2.4	2.4	2.5	2.4	2.4					
Avg. Stride Length [m]	5.8	7.1	7.1	7.3	7.3	7.1	7.0	6.9					





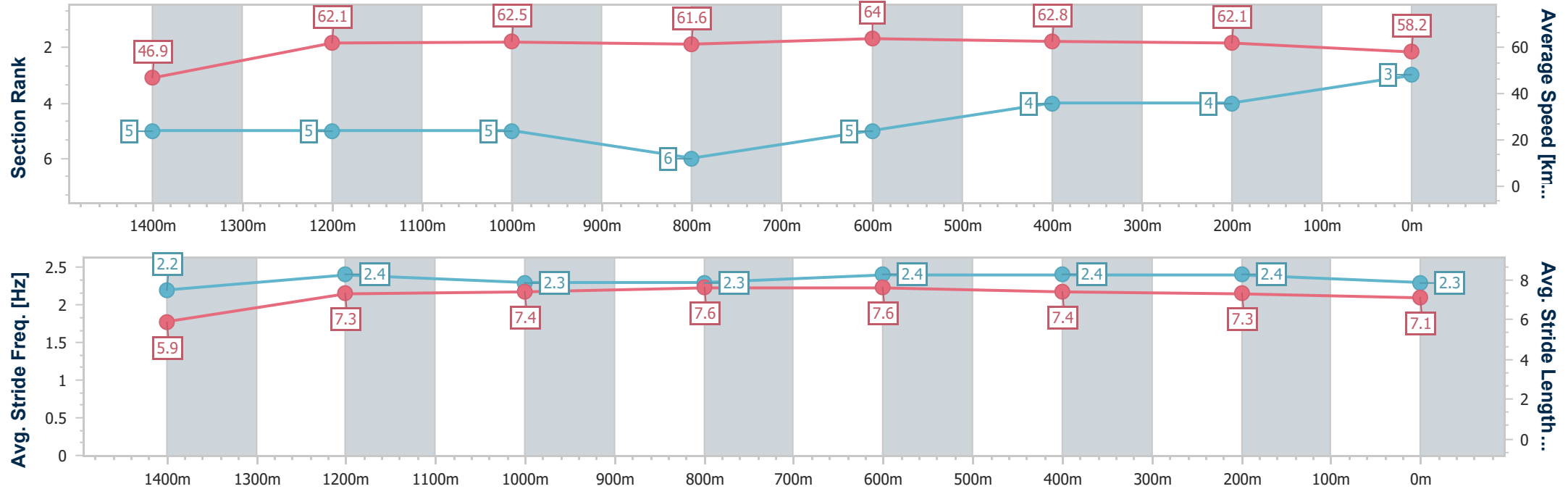
Horse/Jockey Name	Hearsay
Final Rank	3
Fastest Section Time (Section)	0:11.33 (800m)
Top Speed [km/h] (Section)	64.8 (800m)
Race State	Finished



Mackay QLD Professional
Race 2: BOOK EVENT CENTRE FOR EVENTS Class 3 Plate - 1560m
01 May 2025 - 13:12
Track Rating: Good 4, Weather: Fine, Rail Position: +2m 1100m-W/Post; True Remainder



Section	Overall	1400m	1200m	1000m	800m	600m	400m	200m					
Section Times	1:34.40 [3] (0:12.28)	1:22.12 [5] (0:11.80)	1:10.32 [5] (0:11.61)	0:58.71 [5] (0:11.80)	0:46.91 [6] (0:11.33)	0:35.58 [5] (0:11.56)	0:24.02 [4] (0:11.65)	0:12.37 [4] (0:12.37)					
Average Speed [km/h]	46.9	62.1	62.5	61.6	64.0	62.8	62.1	58.2					
Top Speed [km/h]	61.4	63.3	63.4	62.4	64.8	64.6	63.1	61.6					
Avg. Dist. to Rail [m]	6.0	3.7	2.9	3.2	2.4	1.3	3.1	4.6					
Avg. Stride Freq. [Hz]	2.2	2.4	2.3	2.3	2.4	2.4	2.4	2.3					
Avg. Stride Length [m]	5.9	7.3	7.4	7.6	7.6	7.4	7.3	7.1					





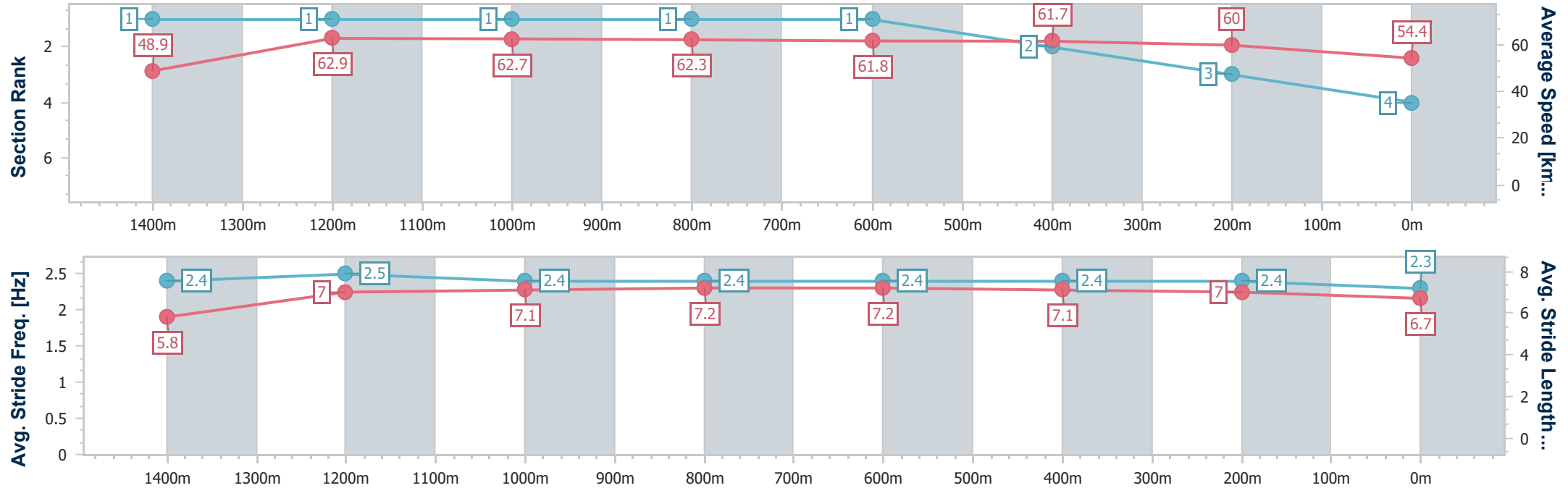
Horse/Jockey Name	Moon Over Matilda
Final Rank	4
Fastest Section Time (Section)	0:11.49 (1200m)
Top Speed [km/h] (Section)	63.7 (1200m)
Race State	Finished



Mackay QLD Professional
Race 2: BOOK EVENT CENTRE FOR EVENTS Class 3 Plate - 1560m
01 May 2025 - 13:12
Track Rating: Good 4, Weather: Fine, Rail Position: +2m 1100m-W/Post; True Remainder



Section	Overall	1400m	1200m	1000m	800m	600m	400m	200m					
Section Times	1:35.15 [4] (0:11.78)	1:23.37 [1] (0:11.54)	1:11.83 [1] (0:11.49)	1:00.34 [1] (0:11.64)	0:48.70 [1] (0:11.67)	0:37.03 [1] (0:11.76)	0:25.27 [2] (0:12.04)	0:13.23 [3] (0:13.23)					
Average Speed [km/h]	48.9	62.9	62.7	62.3	61.8	61.7	60.0	54.4					
Top Speed [km/h]	61.3	63.6	63.7	63.3	62.5	62.9	62.1	57.8					
Avg. Dist. to Rail [m]	4.8	1.2	0.6	1.5	1.3	1.3	1.8	2.0					
Avg. Stride Freq. [Hz]	2.4	2.5	2.4	2.4	2.4	2.4	2.4	2.3					
Avg. Stride Length [m]	5.8	7.0	7.1	7.2	7.2	7.1	7.0	6.7					





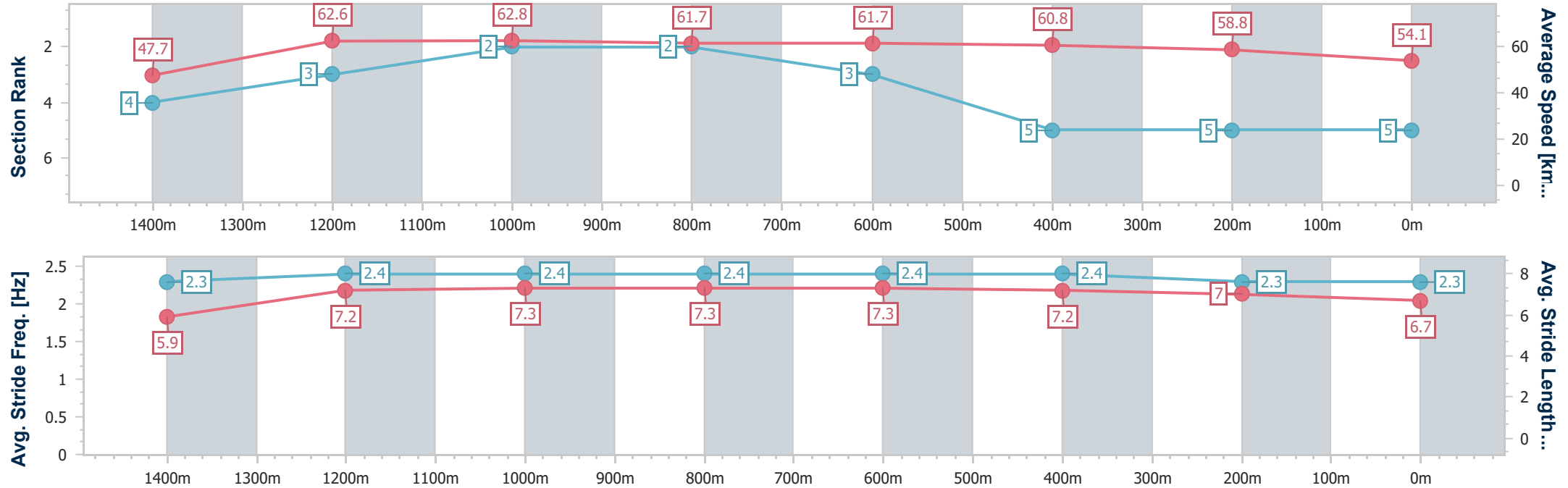
Horse/Jockey Name	Moment Of Truth
Final Rank	5
Fastest Section Time (Section)	0:11.46 (1200m)
Top Speed [km/h] (Section)	64.9 (1200m)
Race State	Finished



Mackay QLD Professional
Race 2: BOOK EVENT CENTRE FOR EVENTS Class 3 Plate -
1560m
01 May 2025 - 13:12
Track Rating: Good 4, Weather: Fine, Rail Position: +2m 1100m-
W/Post; True Remainder



Section	Overall	1400m	1200m	1000m	800m	600m	400m	200m					
Section Times	1:35.95 [5] (0:12.07)	1:23.88 [4] (0:11.60)	1:12.28 [3] (0:11.46)	1:00.82 [2] (0:11.68)	0:49.14 [2] (0:11.70)	0:37.44 [3] (0:11.89)	0:25.55 [5] (0:12.29)	0:13.26 [5] (0:13.26)					
Average Speed [km/h]	47.7	62.6	62.8	61.7	61.7	60.8	58.8	54.1					
Top Speed [km/h]	60.9	64.8	64.9	62.2	62.3	61.8	59.5	57.6					
Avg. Dist. to Rail [m]	5.5	1.4	0.7	1.2	0.9	0.5	1.3	1.7					
Avg. Stride Freq. [Hz]	2.3	2.4	2.4	2.4	2.4	2.4	2.3	2.3					
Avg. Stride Length [m]	5.9	7.2	7.3	7.3	7.3	7.2	7.0	6.7					





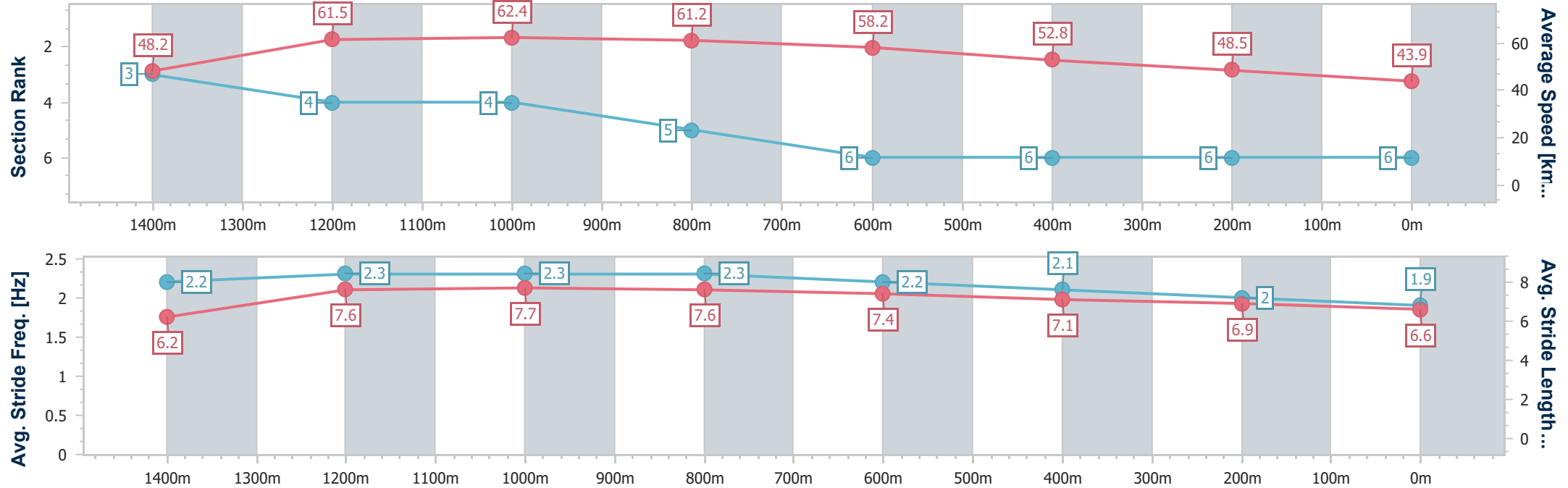
Horse/Jockey Name	Combattant De Rue
Final Rank	6
Fastest Section Time (Section)	0:11.61 (1200m)
Top Speed [km/h] (Section)	63.3 (1400m)
Race State	Finished



Mackay QLD Professional
Race 2: BOOK EVENT CENTRE FOR EVENTS Class 3 Plate - 1560m
01 May 2025 - 13:12
Track Rating: Good 4, Weather: Fine, Rail Position: +2m 1100m-W/Post; True Remainder



Section	Overall	1400m	1200m	1000m	800m	600m	400m	200m					
Section Times	1:44.87 [6] (0:11.99)	1:32.88 [3] (0:11.89)	1:20.99 [4] (0:11.61)	1:09.38 [4] (0:11.84)	0:57.54 [5] (0:12.43)	0:45.11 [6] (0:13.78)	0:31.33 [6] (0:14.92)	0:16.41 [6] (0:16.41)					
Average Speed [km/h]	48.2	61.5	62.4	61.2	58.2	52.8	48.5	43.9					
Top Speed [km/h]	62.9	63.3	62.9	62.0	61.3	55.6	49.1	48.0					
Avg. Dist. to Rail [m]	7.1	3.7	1.7	2.4	2.0	1.4	3.5	3.4					
Avg. Stride Freq. [Hz]	2.2	2.3	2.3	2.3	2.2	2.1	2.0	1.9					
Avg. Stride Length [m]	6.2	7.6	7.7	7.6	7.4	7.1	6.9	6.6					





Mackay QLD Professional
Race 3: LADBROKES SAME RACE MULTI BENCHMARK 55 Handicap - 1560m

01 May 2025 - 13:47



MACKAY TURF CLUB
Ooralea Racecourse

Track Rating: Good 4, Weather: Fine, Rail Position: +2m 1100m-W/Post; True Remainder

Section						Overall	1400m	1200m	1000m	800m	600m	400m	Last 600m		
Field Times						1:34.54 (0:11.56)	1:22.98 (0:11.22)	1:11.76 (0:11.44)	1:00.32 (0:11.56)	0:48.76 (0:11.66)	0:37.10 (0:11.92)	0:25.18 (0:12.30)	0:37.10		
Rank	TAB	Horse/Jockey	Barrier	Top Speed [km/h]	Fastest Section										Distance Travelled [m]
1	1	MONEY MAN	4	66.0	0:11.20	1:34.54 [1]	1:22.62 [4]	1:11.42 [2]	0:59.93 [4]	0:48.18 [4]	0:36.40 [3]	0:24.62 [2]	0:36.40		
		Warwick Satherley		1400m	1400m	(0:11.92)	(0:11.20)	(0:11.49)	(0:11.75)	(0:11.78)	(0:11.78)	(0:11.93)			
2	6	MISHANI PERFECTION	6	65.3	0:11.23	1:34.83 [2]	1:22.10 [8]	1:10.59 [8]	0:59.36 [7]	0:47.87 [6]	0:36.04 [7]	0:24.08 [7]	0:36.04 +0		
		Tahlia Fenlon		1200m	1200m	(0:12.73)	(0:11.51)	(0:11.23)	(0:11.49)	(0:11.83)	(0:11.96)	(0:11.76)			
3	2	SOUTHAVEN	3	64.3	0:11.33	1:34.84 [3]	1:22.97 [3]	1:11.64 [4]	1:00.27 [3]	0:48.56 [3]	0:36.73 [2]	0:24.78 [3]	0:36.73 -3		
		Chris McIver		1400m	1400m	(0:11.87)	(0:11.33)	(0:11.37)	(0:11.71)	(0:11.83)	(0:11.95)	(0:12.13)			
4	8	WELL RESTED	8	66.8	0:11.22	1:34.95 [4]	1:23.39 [1]	1:12.17 [1]	1:00.73 [1]	0:49.17 [1]	0:37.51 [1]	0:25.59 [1]	0:37.51 -4		
		Wanderson D'Avila		Overall	1400m	(0:11.56)	(0:11.22)	(0:11.44)	(0:11.56)	(0:11.66)	(0:11.92)	(0:12.30)			
5	5	SADDLES	5	65.6	0:11.27	1:35.03 [5]	1:22.77 [5]	1:11.36 [5]	1:00.09 [5]	0:48.46 [5]	0:36.59 [5]	0:24.58 [4]	0:36.59 +4		
		Raul Silvera Olivera		1400m	1200m	(0:12.26)	(0:11.41)	(0:11.27)	(0:11.63)	(0:11.87)	(0:12.01)	(0:11.95)			
6	7	QUEENBEEL	2	63.9	0:11.45	1:35.41 [6]	1:23.11 [6]	1:11.48 [6]	1:00.03 [6]	0:48.42 [7]	0:36.71 [6]	0:24.83 [5]	0:36.71 -4		
		Olivia Kendal		1000m	1200m	(0:12.30)	(0:11.63)	(0:11.45)	(0:11.61)	(0:11.71)	(0:11.88)	(0:12.05)			
7	4	REMLAP KAVA	1	64.1	0:11.36	1:35.81 [7]	1:23.19 [7]	1:11.62 [7]	1:00.26 [8]	0:48.68 [8]	0:36.82 [8]	0:24.82 [8]	0:36.82 -2		
		Erin Molloy		1200m	1200m	(0:12.62)	(0:11.57)	(0:11.36)	(0:11.58)	(0:11.86)	(0:12.00)	(0:12.15)			
8	3	ALL POWERED UP	7	65.4	0:11.34	1:38.17 [8]	1:26.37 [2]	1:15.03 [3]	1:03.65 [2]	0:51.94 [2]	0:40.01 [4]	0:27.42 [6]	0:40.01 +1		
		Adam Sewell		1400m	1400m	(0:11.80)	(0:11.34)	(0:11.38)	(0:11.71)	(0:11.93)	(0:12.59)	(0:13.00)			

Scratched: Combattant De Rue (#9)



Mackay QLD Professional
Race 3: LADBROKES SAME RACE MULTI BENCHMARK 55 Handicap -
1560m

01 May 2025 - 13:47



MACKAY TURF CLUB
Ooralea Racecourse

Track Rating: Good 4, Weather: Fine, Rail Position: +2m 1100m-W/Post; True Remainder

Section		200m					Last 600m		
Field Times		0:12.88 (0:12.88)					0:37.10		
Rank	TAB	Horse/Jockey	Barrier	Top Speed [km/h]	Fastest Section	Margin		Distance Travelled [m]	
1	1	MONEY MAN	4	66.0	0:11.20	0:12.69 [2]	1:34.54	0:36.40	
		Warwick Satherley		1400m	1400m	(0:12.69)			
2	6	MISHANI PERFECTION	6	65.3	0:11.23	0:12.32 [5]	1.71L	0:36.04	+0
		Tahlia Fenlon		1200m	1200m	(0:12.32)			
3	2	SOUTHAVEN	3	64.3	0:11.33	0:12.65 [3]	1.75L	0:36.73	-3
		Chris McIver		1400m	1400m	(0:12.65)			
4	8	WELL RESTED	8	66.8	0:11.22	0:13.29 [1]	2.38L	0:37.51	-4
		Wanderson D'Avila		Overall	1400m	(0:13.29)			
5	5	SADDLES	5	65.6	0:11.27	0:12.63 [4]	2.85L	0:36.59	+4
		Raul Silvera Olivera		1400m	1200m	(0:12.63)			
6	7	QUEENBEEL	2	63.9	0:11.45	0:12.78 [6]	5.07L	0:36.71	-4
		Olivia Kendal		1000m	1200m	(0:12.78)			
7	4	REMLAP KAVA	1	64.1	0:11.36	0:12.67 [7]	7.45L	0:36.82	-2
		Erin Molloy		1200m	1200m	(0:12.67)			
8	3	ALL POWERED UP	7	65.4	0:11.34	0:14.42 [8]	21.32L	0:40.01	+1
		Adam Sewell		1400m	1400m	(0:14.42)			

Scratched: Combattant De Rue (#9)



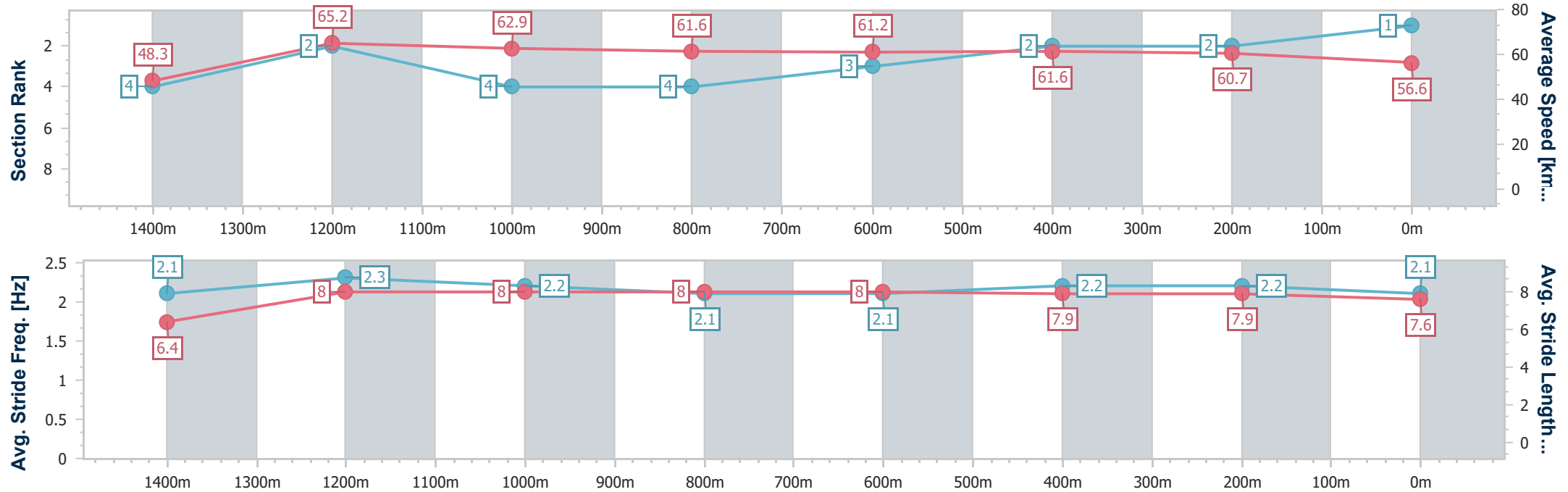
Horse/Jockey Name	Money Man
Final Rank	1
Fastest Section Time (Section)	0:11.20 (1400m)
Top Speed [km/h] (Section)	66.0 (1400m)
Race State	Finished



Mackay QLD Professional
Race 3: LADBROKES SAME RACE MULTI BENCHMARK 55
Handicap - 1560m
01 May 2025 - 13:47
Track Rating: Good 4, Weather: Fine, Rail Position: +2m 1100m-
W/Post; True Remainder



Section	Overall	1400m	1200m	1000m	800m	600m	400m	200m					
Section Times	1:34.54 [1] (0:11.92)	1:22.62 [4] (0:11.20)	1:11.42 [2] (0:11.49)	0:59.93 [4] (0:11.75)	0:48.18 [4] (0:11.78)	0:36.40 [3] (0:11.78)	0:24.62 [2] (0:11.93)	0:12.69 [2] (0:12.69)					
Average Speed [km/h]	48.3	65.2	62.9	61.6	61.2	61.6	60.7	56.6					
Top Speed [km/h]	64.5	66.0	64.2	62.5	62.0	61.8	61.2	59.5					
Avg. Dist. to Rail [m]	4.3	3.0	1.8	2.0	1.5	0.9	2.7	2.9					
Avg. Stride Freq. [Hz]	2.1	2.3	2.2	2.1	2.1	2.2	2.2	2.1					
Avg. Stride Length [m]	6.4	8.0	8.0	8.0	8.0	7.9	7.9	7.6					





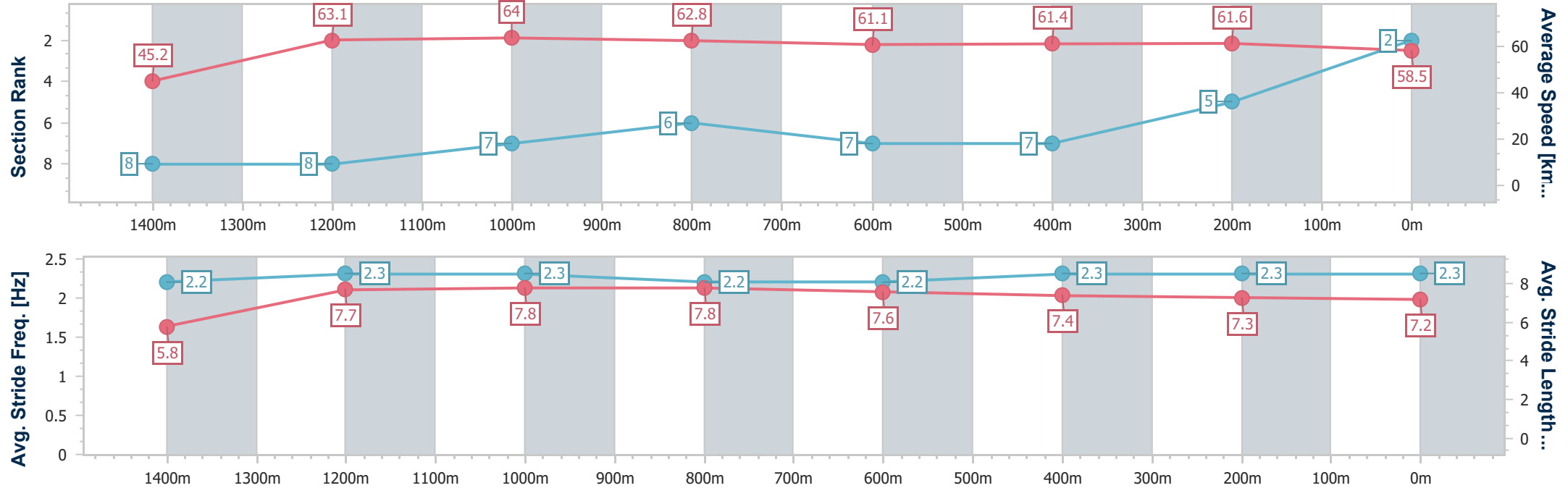
Horse/Jockey Name	Mishani Perfection
Final Rank	2
Fastest Section Time (Section)	0:11.23 (1200m)
Top Speed [km/h] (Section)	65.3 (1200m)
Race State	Finished



Mackay QLD Professional
Race 3: LADBROKES SAME RACE MULTI BENCHMARK 55
Handicap - 1560m
01 May 2025 - 13:47
Track Rating: Good 4, Weather: Fine, Rail Position: +2m 1100m-
W/Post; True Remainder



Section	Overall	1400m	1200m	1000m	800m	600m	400m	200m					
Section Times	1:34.83 [2] (0:12.73)	1:22.10 [8] (0:11.51)	1:10.59 [8] (0:11.23)	0:59.36 [7] (0:11.49)	0:47.87 [6] (0:11.83)	0:36.04 [7] (0:11.96)	0:24.08 [7] (0:11.76)	0:12.32 [5] (0:12.32)					
Average Speed [km/h]	45.2	63.1	64.0	62.8	61.1	61.4	61.6	58.5					
Top Speed [km/h]	60.4	64.2	65.3	64.3	62.6	62.1	63.1	61.7					
Avg. Dist. to Rail [m]	5.7	1.4	0.7	1.1	1.6	2.4	4.7	5.5					
Avg. Stride Freq. [Hz]	2.2	2.3	2.3	2.2	2.2	2.3	2.3	2.3					
Avg. Stride Length [m]	5.8	7.7	7.8	7.8	7.6	7.4	7.3	7.2					





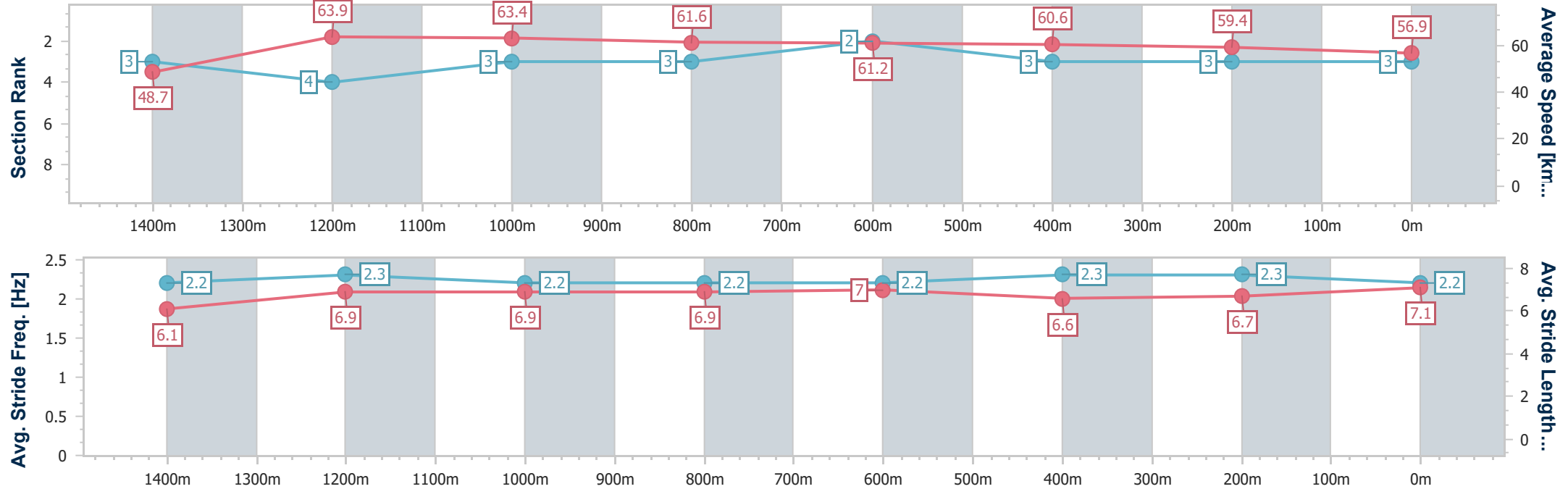
Horse/Jockey Name	Southaven
Final Rank	3
Fastest Section Time (Section)	0:11.33 (1400m)
Top Speed [km/h] (Section)	64.3 (1400m)
Race State	Finished



Mackay QLD Professional
Race 3: LADBROKES SAME RACE MULTI BENCHMARK 55
Handicap - 1560m
01 May 2025 - 13:47
Track Rating: Good 4, Weather: Fine, Rail Position: +2m 1100m-
W/Post; True Remainder



Section	Overall	1400m	1200m	1000m	800m	600m	400m	200m					
Section Times	1:34.84 [3] (0:11.87)	1:22.97 [3] (0:11.33)	1:11.64 [4] (0:11.37)	1:00.27 [3] (0:11.71)	0:48.56 [3] (0:11.83)	0:36.73 [2] (0:11.95)	0:24.78 [3] (0:12.13)	0:12.65 [3] (0:12.65)					
Average Speed [km/h]	48.7	63.9	63.4	61.6	61.2	60.6	59.4	56.9					
Top Speed [km/h]	63.0	64.3	63.9	63.8	61.8	61.2	59.9	59.6					
Avg. Dist. to Rail [m]	3.1	1.3	0.7	1.2	0.9	1.0	1.4	3.0					
Avg. Stride Freq. [Hz]	2.2	2.3	2.2	2.2	2.2	2.3	2.3	2.2					
Avg. Stride Length [m]	6.1	6.9	6.9	6.9	7.0	6.6	6.7	7.1					





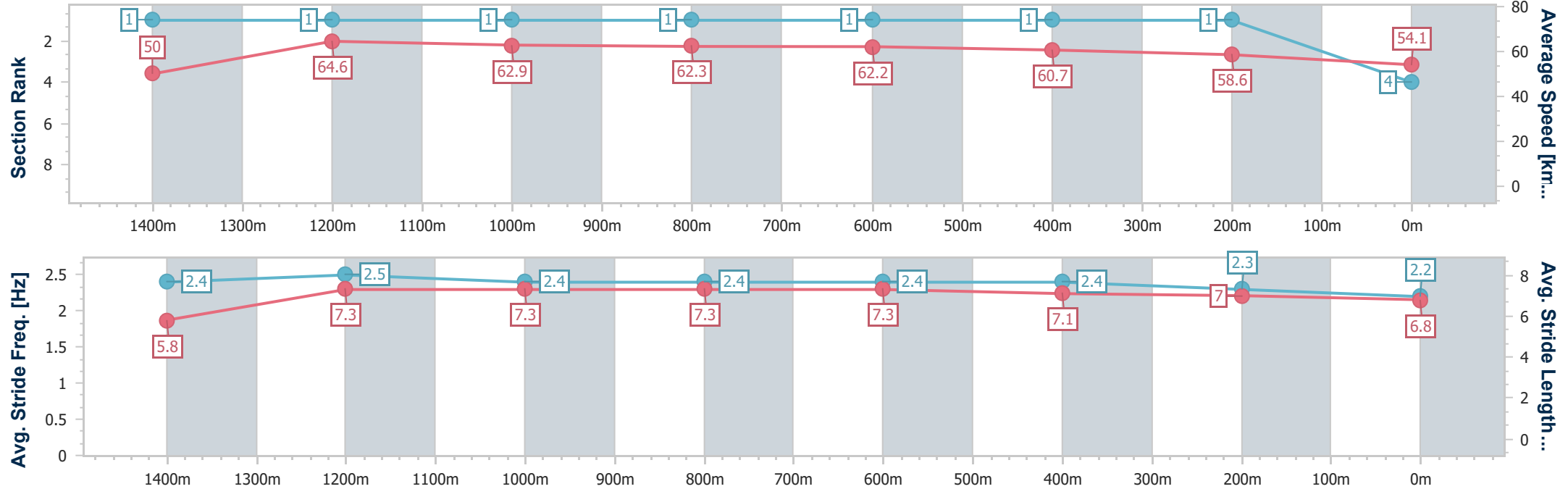
Horse/Jockey Name	Well Rested
Final Rank	4
Fastest Section Time (Section)	0:11.22 (1400m)
Top Speed [km/h] (Section)	66.8 (Overall)
Race State	Finished



Mackay QLD Professional
Race 3: LADBROKES SAME RACE MULTI BENCHMARK 55
Handicap - 1560m
01 May 2025 - 13:47
Track Rating: Good 4, Weather: Fine, Rail Position: +2m 1100m-
W/Post; True Remainder



Section	Overall	1400m	1200m	1000m	800m	600m	400m	200m					
Section Times	1:34.95 [4] (0:11.56)	1:23.39 [1] (0:11.22)	1:12.17 [1] (0:11.44)	1:00.73 [1] (0:11.56)	0:49.17 [1] (0:11.66)	0:37.51 [1] (0:11.92)	0:25.59 [1] (0:12.30)	0:13.29 [1] (0:13.29)					
Average Speed [km/h]	50.0	64.6	62.9	62.3	62.2	60.7	58.6	54.1					
Top Speed [km/h]	66.8	66.8	64.8	63.6	62.7	62.6	59.8	58.0					
Avg. Dist. to Rail [m]	9.2	1.5	0.5	0.3	1.2	1.1	0.9	1.1					
Avg. Stride Freq. [Hz]	2.4	2.5	2.4	2.4	2.4	2.4	2.3	2.2					
Avg. Stride Length [m]	5.8	7.3	7.3	7.3	7.3	7.1	7.0	6.8					





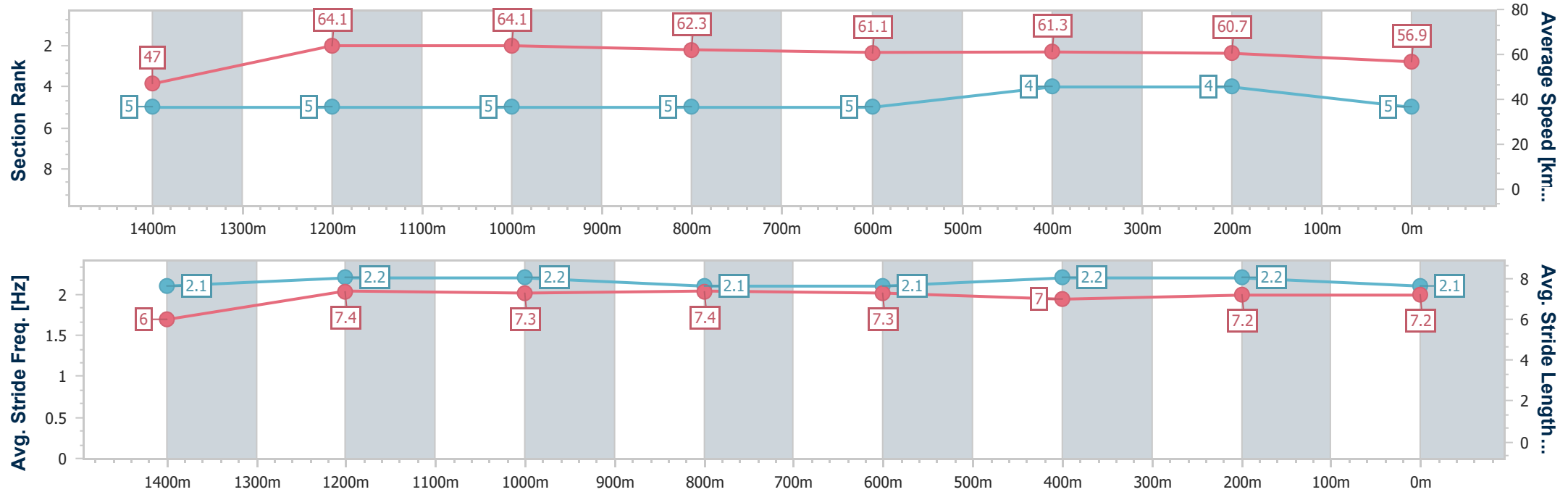
Horse/Jockey Name	Saddles
Final Rank	5
Fastest Section Time (Section)	0:11.27 (1200m)
Top Speed [km/h] (Section)	65.6 (1400m)
Race State	Finished



Mackay QLD Professional
Race 3: LADBROKES SAME RACE MULTI BENCHMARK 55
Handicap - 1560m
01 May 2025 - 13:47
Track Rating: Good 4, Weather: Fine, Rail Position: +2m 1100m-
W/Post; True Remainder



Section	Overall	1400m	1200m	1000m	800m	600m	400m	200m					
Section Times	1:35.03 [5] (0:12.26)	1:22.77 [5] (0:11.41)	1:11.36 [5] (0:11.27)	1:00.09 [5] (0:11.63)	0:48.46 [5] (0:11.87)	0:36.59 [5] (0:12.01)	0:24.58 [4] (0:11.95)	0:12.63 [4] (0:12.63)					
Average Speed [km/h]	47.0	64.1	64.1	62.3	61.1	61.3	60.7	56.9					
Top Speed [km/h]	62.5	65.6	65.5	63.2	62.1	62.0	61.4	60.2					
Avg. Dist. to Rail [m]	6.2	3.3	2.2	2.6	2.4	2.6	3.8	4.7					
Avg. Stride Freq. [Hz]	2.1	2.2	2.2	2.1	2.1	2.2	2.2	2.1					
Avg. Stride Length [m]	6.0	7.4	7.3	7.4	7.3	7.0	7.2	7.2					





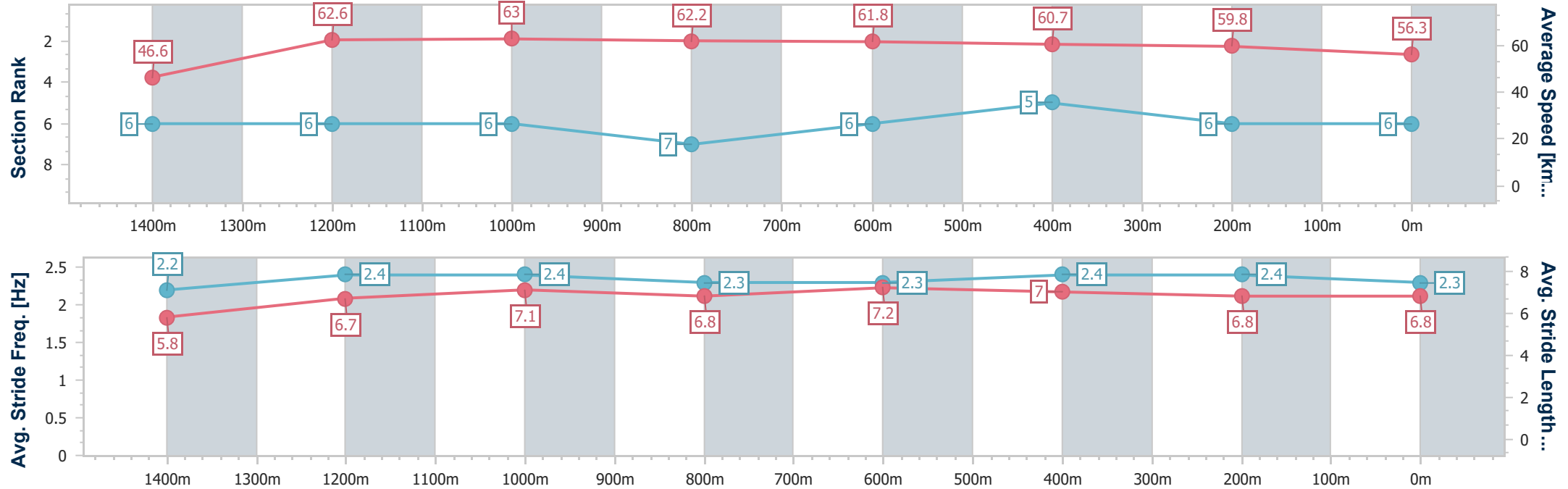
Horse/Jockey Name	Queenbeel
Final Rank	6
Fastest Section Time (Section)	0:11.45 (1200m)
Top Speed [km/h] (Section)	63.9 (1000m)
Race State	Finished



Mackay QLD Professional
Race 3: LADBROKES SAME RACE MULTI BENCHMARK 55
Handicap - 1560m
01 May 2025 - 13:47
Track Rating: Good 4, Weather: Fine, Rail Position: +2m 1100m-
W/Post; True Remainder



Section	Overall	1400m	1200m	1000m	800m	600m	400m	200m					
Section Times	1:35.41 [6] (0:12.30)	1:23.11 [6] (0:11.63)	1:11.48 [6] (0:11.45)	1:00.03 [6] (0:11.61)	0:48.42 [7] (0:11.71)	0:36.71 [6] (0:11.88)	0:24.83 [5] (0:12.05)	0:12.78 [6] (0:12.78)					
Average Speed [km/h]	46.6	62.6	63.0	62.2	61.8	60.7	59.8	56.3					
Top Speed [km/h]	60.3	63.5	63.9	63.9	62.2	62.2	60.4	59.0					
Avg. Dist. to Rail [m]	2.8	1.7	0.9	1.3	1.1	0.6	1.8	2.5					
Avg. Stride Freq. [Hz]	2.2	2.4	2.4	2.3	2.3	2.4	2.4	2.3					
Avg. Stride Length [m]	5.8	6.7	7.1	6.8	7.2	7.0	6.8	6.8					





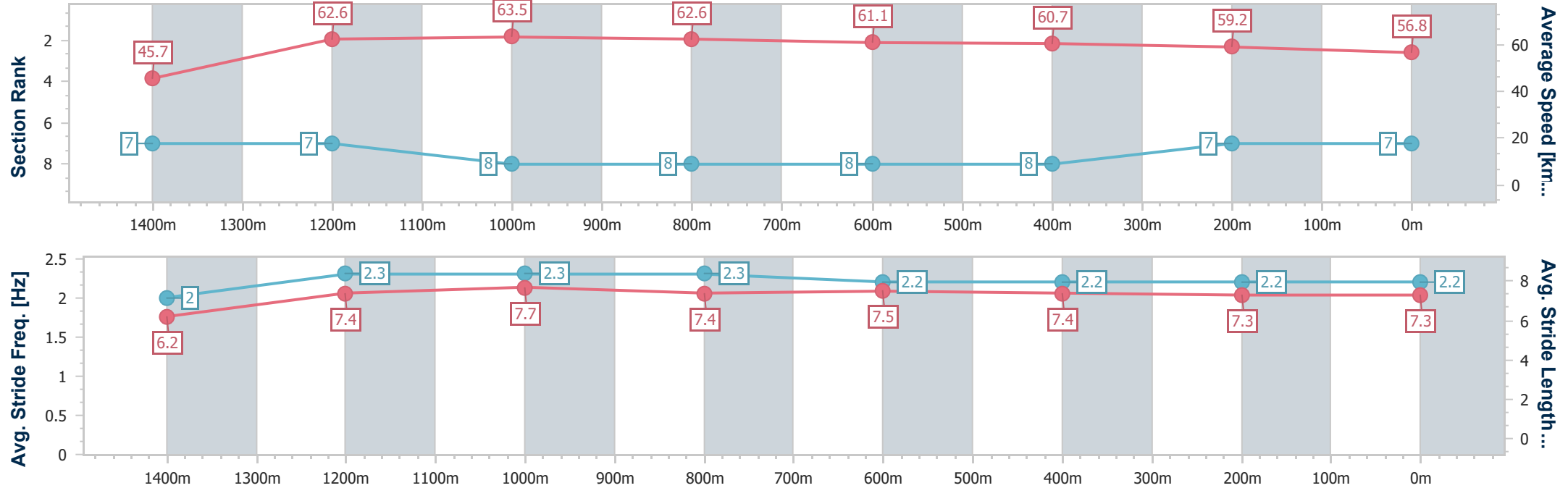
Horse/Jockey Name	Remlap Kava
Final Rank	7
Fastest Section Time (Section)	0:11.36 (1200m)
Top Speed [km/h] (Section)	64.1 (1200m)
Race State	Finished



Mackay QLD Professional
Race 3: LADBROKES SAME RACE MULTI BENCHMARK 55
Handicap - 1560m
01 May 2025 - 13:47
Track Rating: Good 4, Weather: Fine, Rail Position: +2m 1100m-
W/Post; True Remainder



Section	Overall	1400m	1200m	1000m	800m	600m	400m	200m					
Section Times	1:35.81 [7] (0:12.62)	1:23.19 [7] (0:11.57)	1:11.62 [7] (0:11.36)	1:00.26 [8] (0:11.58)	0:48.68 [8] (0:11.86)	0:36.82 [8] (0:12.00)	0:24.82 [8] (0:12.15)	0:12.67 [7] (0:12.67)					
Average Speed [km/h]	45.7	62.6	63.5	62.6	61.1	60.7	59.2	56.8					
Top Speed [km/h]	61.1	63.5	64.1	63.9	61.7	61.5	59.9	59.1					
Avg. Dist. to Rail [m]	2.6	1.3	0.8	2.4	2.3	1.1	1.7	2.8					
Avg. Stride Freq. [Hz]	2.0	2.3	2.3	2.3	2.2	2.2	2.2	2.2					
Avg. Stride Length [m]	6.2	7.4	7.7	7.4	7.5	7.4	7.3	7.3					





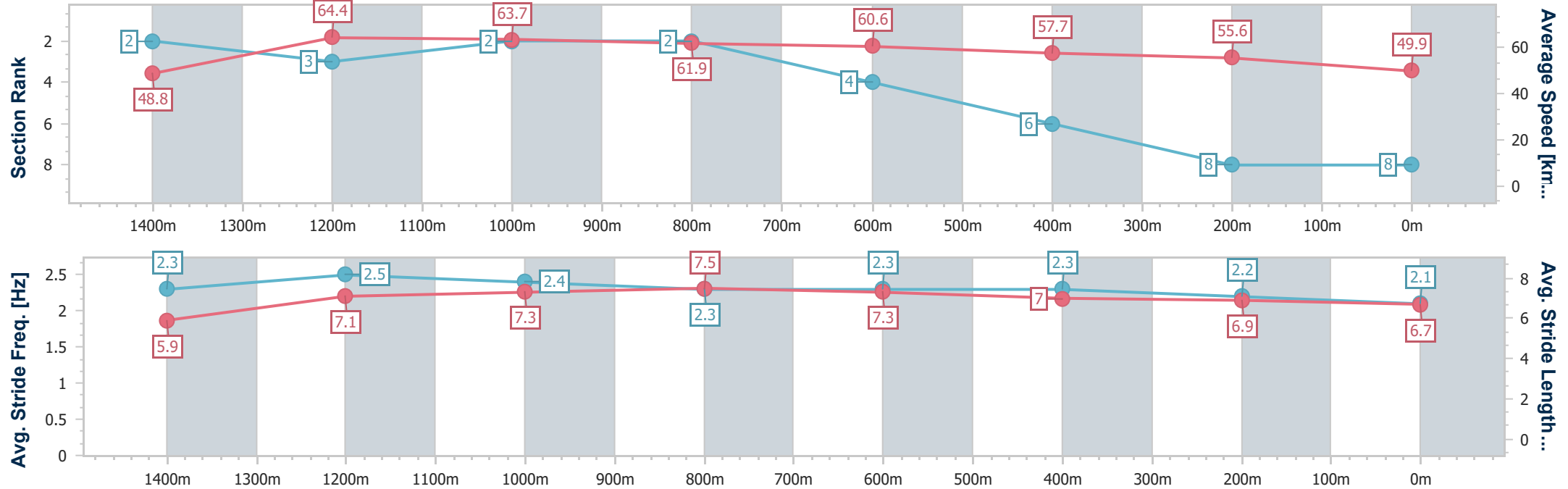
Horse/Jockey Name	All Powered Up
Final Rank	8
Fastest Section Time (Section)	0:11.34 (1400m)
Top Speed [km/h] (Section)	65.4 (1400m)
Race State	Finished



Mackay QLD Professional
Race 3: LADBROKES SAME RACE MULTI BENCHMARK 55
Handicap - 1560m
01 May 2025 - 13:47
Track Rating: Good 4, Weather: Fine, Rail Position: +2m 1100m-
W/Post; True Remainder



Section	Overall	1400m	1200m	1000m	800m	600m	400m	200m					
Section Times	1:38.17 [8] (0:11.80)	1:26.37 [2] (0:11.34)	1:15.03 [3] (0:11.38)	1:03.65 [2] (0:11.71)	0:51.94 [2] (0:11.93)	0:40.01 [4] (0:12.59)	0:27.42 [6] (0:13.00)	0:14.42 [8] (0:14.42)					
Average Speed [km/h]	48.8	64.4	63.7	61.9	60.6	57.7	55.6	49.9					
Top Speed [km/h]	63.6	65.4	65.4	63.5	61.3	59.9	56.8	54.9					
Avg. Dist. to Rail [m]	8.0	3.8	3.7	2.5	1.2	1.4	2.6	3.4					
Avg. Stride Freq. [Hz]	2.3	2.5	2.4	2.3	2.3	2.3	2.2	2.1					
Avg. Stride Length [m]	5.9	7.1	7.3	7.5	7.3	7.0	6.9	6.7					





Mackay QLD Professional

Race 4: MACKAY CLASSIC QTIS Two-Year-Old Handicap - 1200m

01 May 2025 - 14:23



MACKAY TURF CLUB
Ooralea Racecourse

Track Rating: Good 4, Weather: Fine, Rail Position: +2m 1100m-W/Post; True Remainder

Section						Overall	1000m	800m	600m	400m	200m	Last 600m		
Field Times						1:10.33 (0:13.61)	0:56.72 (0:10.80)	0:45.92 (0:11.14)	0:34.78 (0:11.43)	0:23.35 (0:11.47)	0:11.88 (0:11.88)	0:34.78		
Rank	TAB	Horse/Jockey	Barrier	Top Speed [km/h]	Fastest Section							Margin	Distance Travelled [m]	
1	3	DON'TDOUBTHELADY	2	69.0	0:10.89	1:10.33 [1]	0:56.62 [2]	0:45.73 [2]	0:34.64 [2]	0:23.14 [2]	0:11.85 [2]	1:10.33	0:34.64	
		Ryan Wiggins		Overall	1000m	(0:13.71)	(0:10.89)	(0:11.09)	(0:11.50)	(0:11.29)	(0:11.85)			
2	2	KRACKACAN	5	68.8	0:10.80	1:10.62 [2]	0:57.01 [1]	0:46.21 [1]	0:35.07 [1]	0:23.64 [1]	0:12.17 [1]	1.72L	0:35.07	+0
		McKenzie Apel		1000m	1000m	(0:13.61)	(0:10.80)	(0:11.14)	(0:11.43)	(0:11.47)	(0:12.17)			
3	4	TEN PINS	4	68.4	0:10.80	1:10.82 [3]	0:56.91 [4]	0:46.11 [3]	0:34.84 [4]	0:23.40 [4]	0:11.98 [4]	2.85L	0:34.84	+0
		Justin Stanley		1000m	1000m	(0:13.91)	(0:10.80)	(0:11.27)	(0:11.44)	(0:11.42)	(0:11.98)			
4	7	FABULEAN	1	67.3	0:10.98	1:11.03 [4]	0:57.14 [3]	0:46.16 [4]	0:35.06 [3]	0:23.64 [3]	0:12.39 [3]	4.13L	0:35.06	-4
		Sean Cormack		1000m	1000m	(0:13.89)	(0:10.98)	(0:11.10)	(0:11.42)	(0:11.25)	(0:12.39)			
5	5	NEV	3	68.3	0:10.85	1:11.21 [5]	0:57.07 [5]	0:46.22 [5]	0:35.13 [5]	0:23.69 [5]	0:12.21 [5]	5.18L	0:35.13	+2
		Georgina Cartwright		1000m	1000m	(0:14.14)	(0:10.85)	(0:11.09)	(0:11.44)	(0:11.48)	(0:12.21)			
6	6	WHO ASKED ZOU	7	68.8	0:10.83	1:13.54 [6]	0:59.00 [7]	0:48.17 [7]	0:36.94 [6]	0:25.22 [6]	0:13.08 [6]	18.86L	0:36.94	-1
		Chris McIver		1000m	1000m	(0:14.54)	(0:10.83)	(0:11.23)	(0:11.72)	(0:12.14)	(0:13.08)			
7	8	LOUIS AUGUSTE	6	66.8	0:11.01	1:14.06 [7]	0:59.74 [6]	0:48.73 [6]	0:37.32 [7]	0:25.26 [7]	0:12.94 [7]	21.94L	0:37.32	+0
		Jason Taylor		1000m	1000m	(0:14.32)	(0:11.01)	(0:11.41)	(0:12.06)	(0:12.32)	(0:12.94)			

Scratched: Nosey Neo (#1)



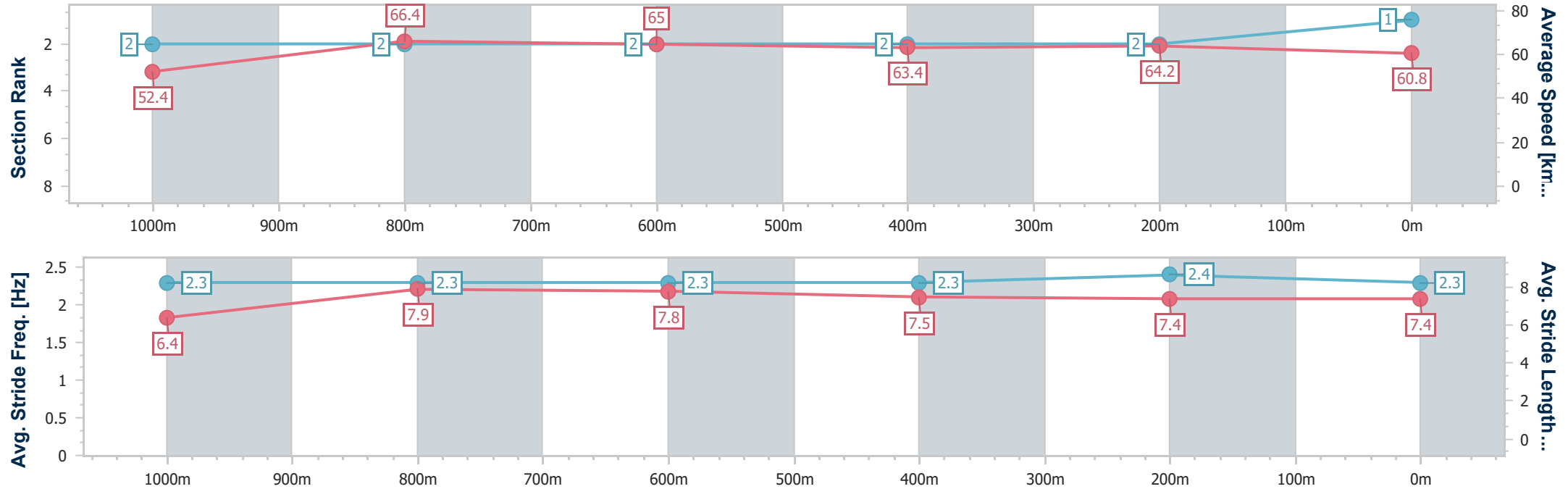
Horse/Jockey Name	Don'tdoubthelady
Final Rank	1
Fastest Section Time (Section)	0:10.89 (1000m)
Top Speed [km/h] (Section)	69.0 (Overall)
Race State	Finished



Mackay QLD Professional
Race 4: MACKAY CLASSIC QTIS Two-Year-Old Handicap - 1200m
01 May 2025 - 14:23
Track Rating: Good 4, Weather: Fine, Rail Position: +2m 1100m-W/Post; True Remainder



Section	Overall	1000m	800m	600m	400m	200m								
Section Times	1:10.33 [1] (0:13.71)	0:56.62 [2] (0:10.89)	0:45.73 [2] (0:11.09)	0:34.64 [2] (0:11.50)	0:23.14 [2] (0:11.29)	0:11.85 [2] (0:11.85)								
Average Speed [km/h]	52.4	66.4	65.0	63.4	64.2	60.8								
Top Speed [km/h]	69.0	68.2	66.7	65.5	65.6	64.3								
Avg. Dist. to Rail [m]	2.2	0.7	1.2	1.6	3.7	5.3								
Avg. Stride Freq. [Hz]	2.3	2.3	2.3	2.3	2.4	2.3								
Avg. Stride Length [m]	6.4	7.9	7.8	7.5	7.4	7.4								





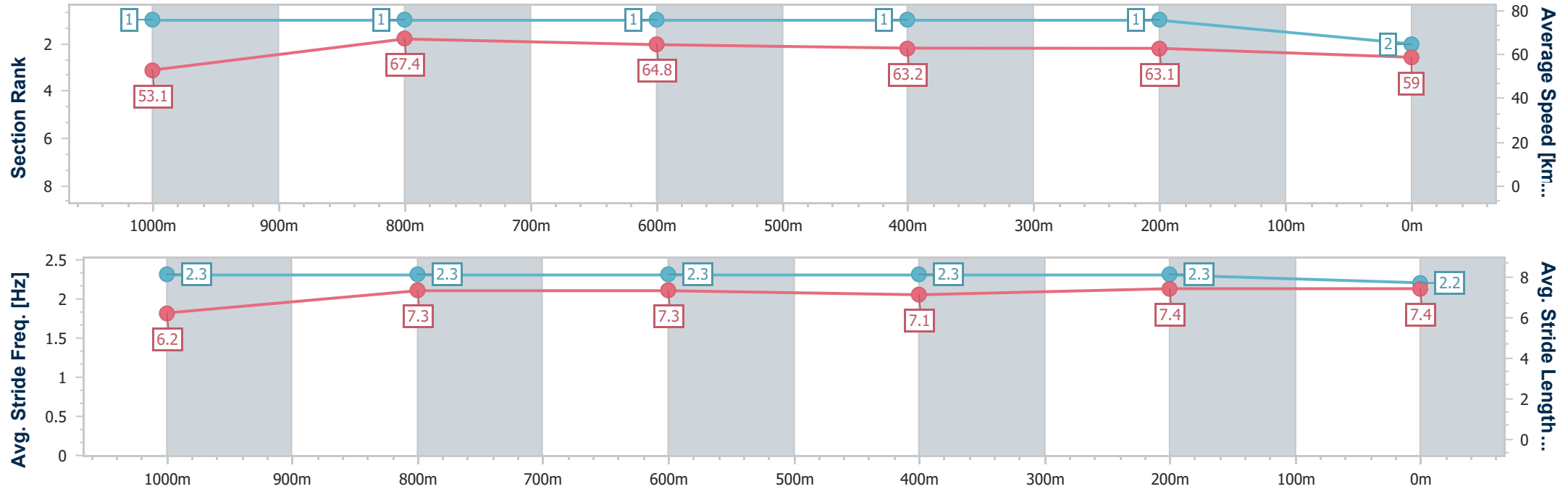
Horse/Jockey Name	Krackacan
Final Rank	2
Fastest Section Time (Section)	0:10.80 (1000m)
Top Speed [km/h] (Section)	68.8 (1000m)
Race State	Finished



Mackay QLD Professional
Race 4: MACKAY CLASSIC QTIS Two-Year-Old Handicap - 1200m
01 May 2025 - 14:23
Track Rating: Good 4, Weather: Fine, Rail Position: +2m 1100m-W/Post; True Remainder



Section	Overall	1000m	800m	600m	400m	200m							
Section Times	1:10.62 [2] (0:13.61)	0:57.01 [1] (0:10.80)	0:46.21 [1] (0:11.14)	0:35.07 [1] (0:11.43)	0:23.64 [1] (0:11.47)	0:12.17 [1] (0:12.17)							
Average Speed [km/h]	53.1	67.4	64.8	63.2	63.1	59.0							
Top Speed [km/h]	68.8	68.8	66.0	64.0	63.3	62.5							
Avg. Dist. to Rail [m]	4.5	2.6	1.4	0.7	1.5	1.5							
Avg. Stride Freq. [Hz]	2.3	2.3	2.3	2.3	2.3	2.2							
Avg. Stride Length [m]	6.2	7.3	7.3	7.1	7.4	7.4							





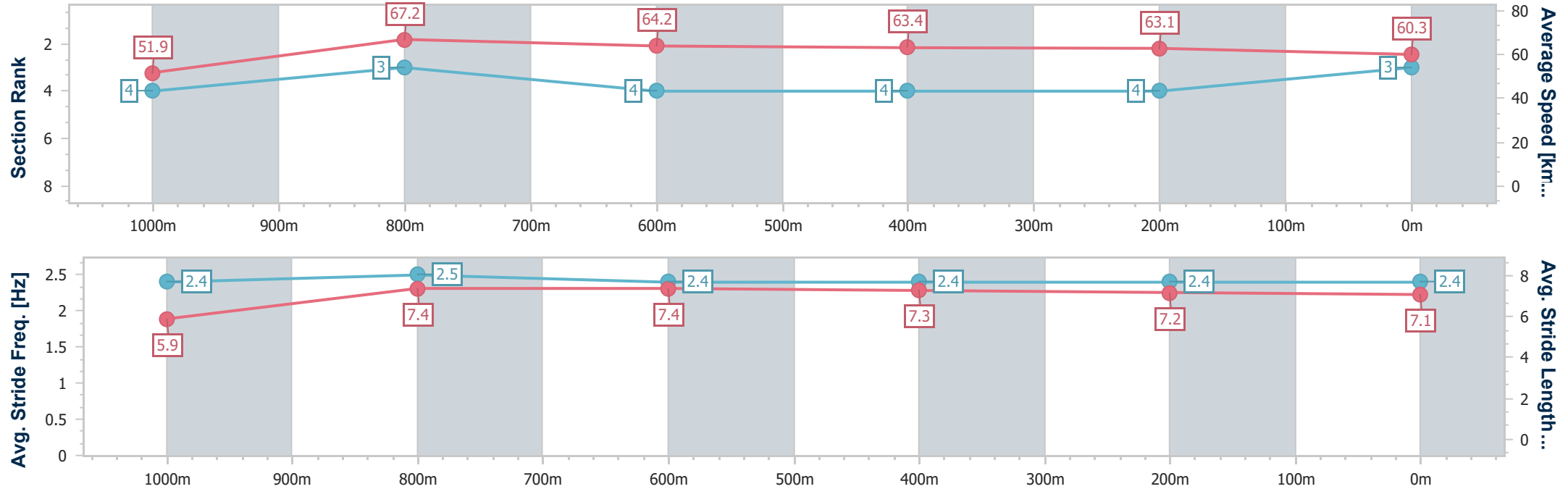
Horse/Jockey Name	Ten Pins
Final Rank	3
Fastest Section Time (Section)	0:10.80 (1000m)
Top Speed [km/h] (Section)	68.4 (1000m)
Race State	Finished



Mackay QLD Professional
Race 4: MACKAY CLASSIC QTIS Two-Year-Old Handicap - 1200m
01 May 2025 - 14:23
Track Rating: Good 4, Weather: Fine, Rail Position: +2m 1100m-W/Post; True Remainder



Section	Overall	1000m	800m	600m	400m	200m								
Section Times	1:10.82 [3] (0:13.91)	0:56.91 [4] (0:10.80)	0:46.11 [3] (0:11.27)	0:34.84 [4] (0:11.44)	0:23.40 [4] (0:11.42)	0:11.98 [4] (0:11.98)								
Average Speed [km/h]	51.9	67.2	64.2	63.4	63.1	60.3								
Top Speed [km/h]	67.9	68.4	66.1	64.3	64.2	63.2								
Avg. Dist. to Rail [m]	3.0	2.1	2.2	0.8	2.4	4.4								
Avg. Stride Freq. [Hz]	2.4	2.5	2.4	2.4	2.4	2.4								
Avg. Stride Length [m]	5.9	7.4	7.4	7.3	7.2	7.1								





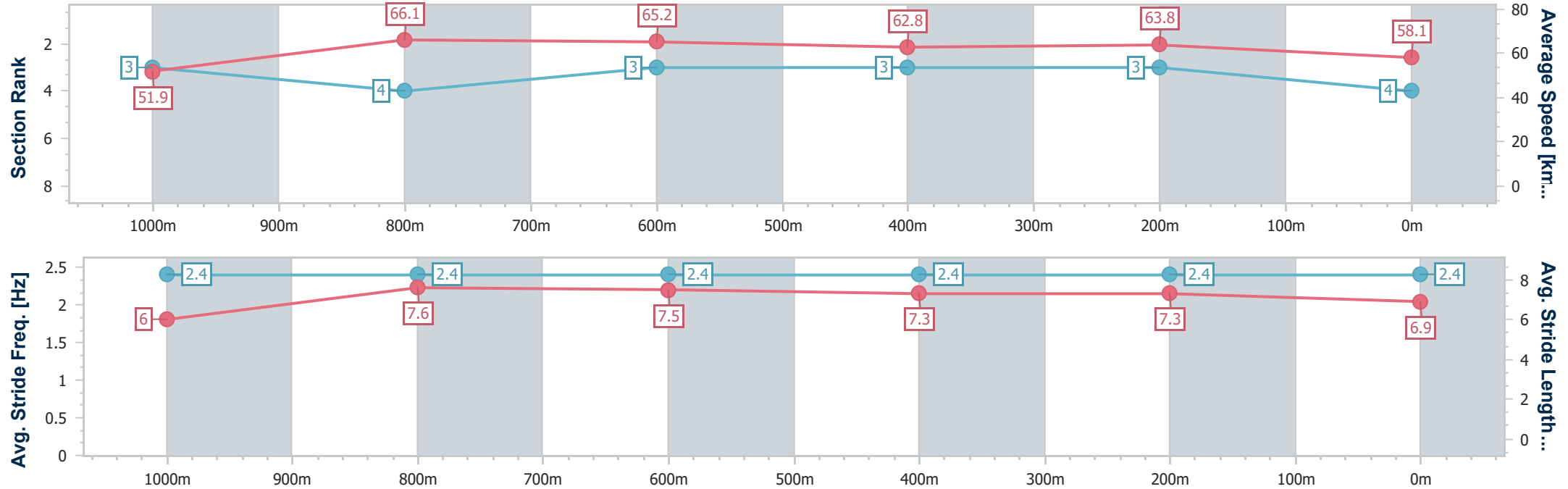
Horse/Jockey Name	Fabulean
Final Rank	4
Fastest Section Time (Section)	0:10.98 (1000m)
Top Speed [km/h] (Section)	67.3 (1000m)
Race State	Finished



Mackay QLD Professional
Race 4: MACKAY CLASSIC QTIS Two-Year-Old Handicap - 1200m
01 May 2025 - 14:23
Track Rating: Good 4, Weather: Fine, Rail Position: +2m 1100m-W/Post; True Remainder



Section	Overall	1000m	800m	600m	400m	200m								
Section Times	1:11.03 [4] (0:13.89)	0:57.14 [3] (0:10.98)	0:46.16 [4] (0:11.10)	0:35.06 [3] (0:11.42)	0:23.64 [3] (0:11.25)	0:12.39 [3] (0:12.39)								
Average Speed [km/h]	51.9	66.1	65.2	62.8	63.8	58.1								
Top Speed [km/h]	65.9	67.3	66.2	64.4	64.9	61.9								
Avg. Dist. to Rail [m]	1.3	2.4	1.6	0.6	1.6	3.5								
Avg. Stride Freq. [Hz]	2.4	2.4	2.4	2.4	2.4	2.4								
Avg. Stride Length [m]	6.0	7.6	7.5	7.3	7.3	6.9								





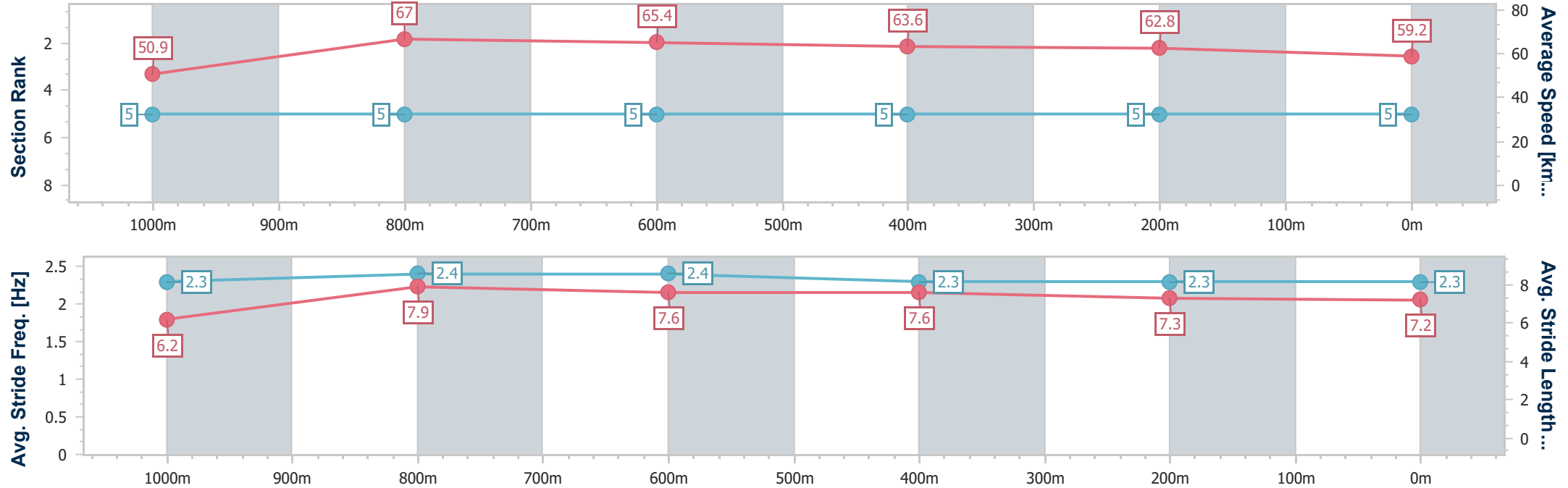
Horse/Jockey Name	Nev
Final Rank	5
Fastest Section Time (Section)	0:10.85 (1000m)
Top Speed [km/h] (Section)	68.3 (1000m)
Race State	Finished



Mackay QLD Professional
Race 4: MACKAY CLASSIC QTIS Two-Year-Old Handicap - 1200m
01 May 2025 - 14:23
Track Rating: Good 4, Weather: Fine, Rail Position: +2m 1100m-W/Post; True Remainder



Section	Overall	1000m	800m	600m	400m	200m								
Section Times	1:11.21 [5] (0:14.14)	0:57.07 [5] (0:10.85)	0:46.22 [5] (0:11.09)	0:35.13 [5] (0:11.44)	0:23.69 [5] (0:11.48)	0:12.21 [5] (0:12.21)								
Average Speed [km/h]	50.9	67.0	65.4	63.6	62.8	59.2								
Top Speed [km/h]	67.8	68.3	66.9	64.1	64.4	63.4								
Avg. Dist. to Rail [m]	3.1	2.6	2.8	1.3	3.6	5.1								
Avg. Stride Freq. [Hz]	2.3	2.4	2.4	2.3	2.3	2.3								
Avg. Stride Length [m]	6.2	7.9	7.6	7.6	7.3	7.2								





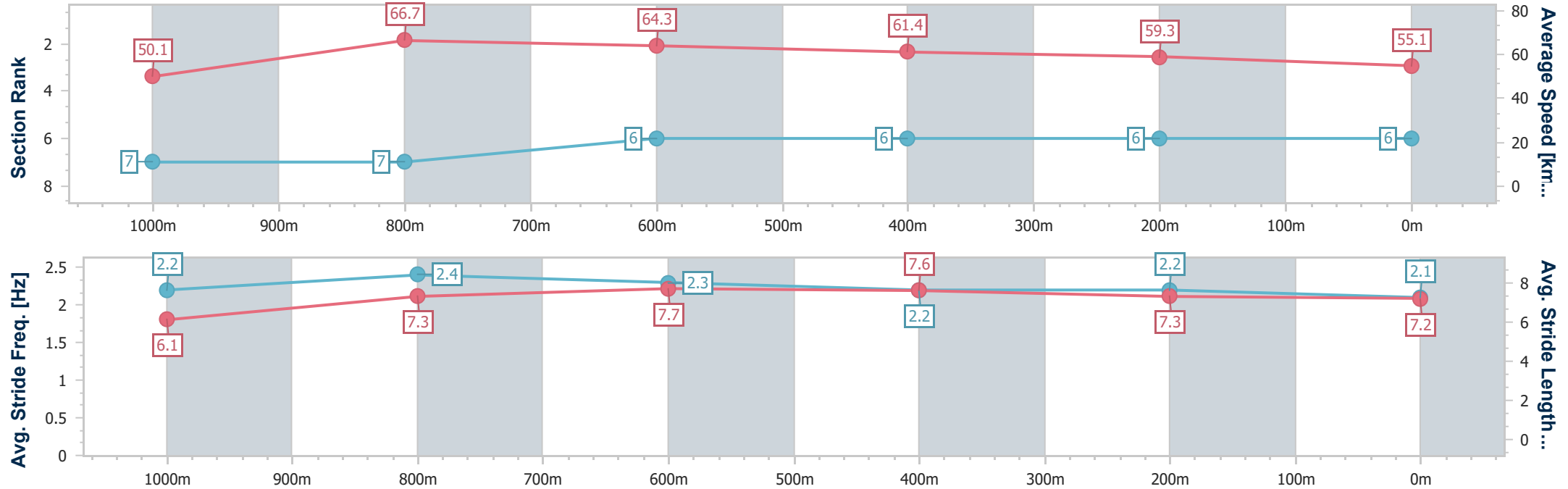
Horse/Jockey Name	Who Asked Zou
Final Rank	6
Fastest Section Time (Section)	0:10.83 (1000m)
Top Speed [km/h] (Section)	68.8 (1000m)
Race State	Finished



Mackay QLD Professional
Race 4: MACKAY CLASSIC QTIS Two-Year-Old Handicap - 1200m
01 May 2025 - 14:23
Track Rating: Good 4, Weather: Fine, Rail Position: +2m 1100m-W/Post; True Remainder



Section	Overall	1000m	800m	600m	400m	200m								
Section Times	1:13.54 [6] (0:14.54)	0:59.00 [7] (0:10.83)	0:48.17 [7] (0:11.23)	0:36.94 [6] (0:11.72)	0:25.22 [6] (0:12.14)	0:13.08 [6] (0:13.08)								
Average Speed [km/h]	50.1	66.7	64.3	61.4	59.3	55.1								
Top Speed [km/h]	68.7	68.8	66.1	62.2	60.5	58.2								
Avg. Dist. to Rail [m]	6.8	1.9	1.7	0.2	1.6	2.0								
Avg. Stride Freq. [Hz]	2.2	2.4	2.3	2.2	2.2	2.1								
Avg. Stride Length [m]	6.1	7.3	7.7	7.6	7.3	7.2								





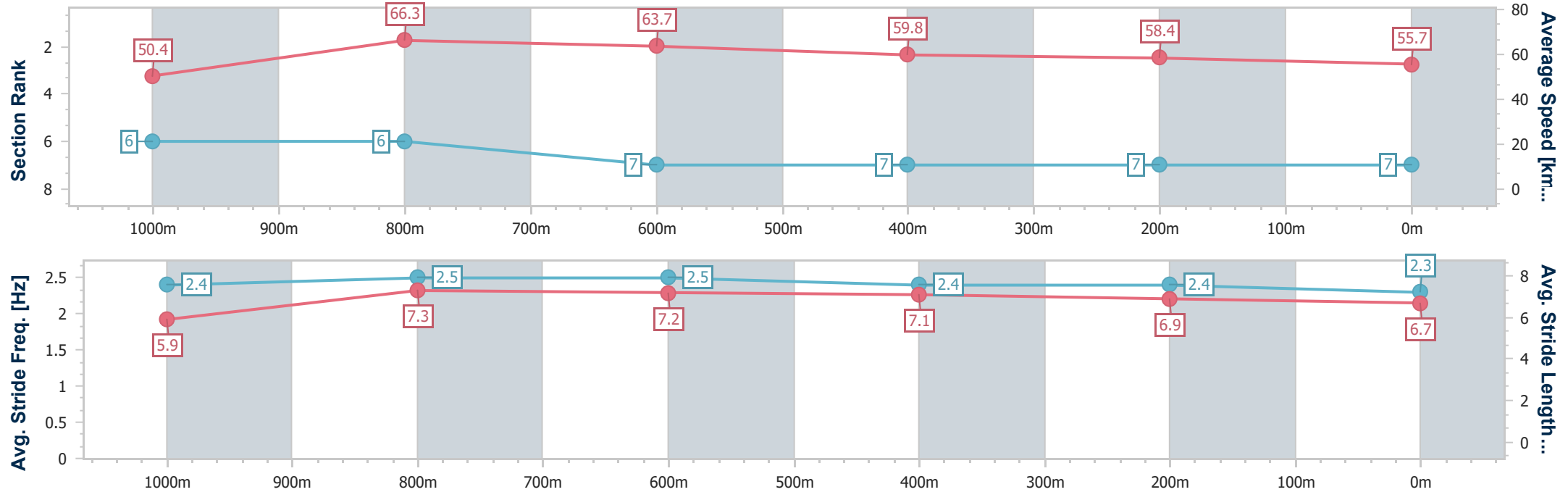
Horse/Jockey Name	Louis Auguste
Final Rank	7
Fastest Section Time (Section)	0:11.01 (1000m)
Top Speed [km/h] (Section)	66.8 (1000m)
Race State	Finished



Mackay QLD Professional
Race 4: MACKAY CLASSIC QTIS Two-Year-Old Handicap - 1200m
01 May 2025 - 14:23
Track Rating: Good 4, Weather: Fine, Rail Position: +2m 1100m-W/Post; True Remainder



Section	Overall	1000m	800m	600m	400m	200m							
Section Times	1:14.06 [7] (0:14.32)	0:59.74 [6] (0:11.01)	0:48.73 [6] (0:11.41)	0:37.32 [7] (0:12.06)	0:25.26 [7] (0:12.32)	0:12.94 [7] (0:12.94)							
Average Speed [km/h]	50.4	66.3	63.7	59.8	58.4	55.7							
Top Speed [km/h]	65.6	66.8	65.1	61.5	59.5	58.7							
Avg. Dist. to Rail [m]	4.6	3.3	3.1	0.4	1.3	2.0							
Avg. Stride Freq. [Hz]	2.4	2.5	2.5	2.4	2.4	2.3							
Avg. Stride Length [m]	5.9	7.3	7.2	7.1	6.9	6.7							





Mackay QLD Professional
Race 5: BOOK FOR AMATEUR CUP SATURDAY 24TH MAY BENCHMARK
65 Handicap - 1200m
01 May 2025 - 15:07



Track Rating: Good 4, Weather: Fine, Rail Position: +2m 1100m-W/Post; True Remainder

Section						Overall	1000m	800m	600m	400m	200m	Last 600m	
Field Times						1:10.71 (0:13.78)	0:56.93 (0:11.09)	0:45.84 (0:11.36)	0:34.48 (0:11.46)	0:23.02 (0:11.24)	0:11.78 (0:11.78)	0:34.48	
Rank	TAB	Horse/Jockey	Barrier	Top Speed [km/h]	Fastest Section							Margin	Distance Travelled [m]
1	3	PAPASITO	2	66.6	0:11.09	1:10.71 [1]	0:56.93 [1]	0:45.84 [1]	0:34.48 [1]	0:23.02 [1]	0:11.78 [1]	1:10.71	0:34.48
		Justin Stanley		Overall	1000m	(0:13.78)	(0:11.09)	(0:11.36)	(0:11.46)	(0:11.24)	(0:11.78)		
2	7	ANSWERING	6	66.6	0:11.17	1:10.89 [2]	0:57.07 [2]	0:45.90 [2]	0:34.56 [2]	0:23.10 [2]	0:11.84 [2]	1.07L	0:34.56 +4
		Raul Silvera Olivera		Overall	1000m	(0:13.82)	(0:11.17)	(0:11.34)	(0:11.46)	(0:11.26)	(0:11.84)		
3	4	UPSTART LEGEND	4	66.7	0:11.18	1:11.02 [3]	0:56.91 [4]	0:45.54 [5]	0:34.07 [6]	0:22.66 [6]	0:11.48 [5]	1.83L	0:34.07 +4
		Erin Molloy		200m	400m	(0:14.11)	(0:11.37)	(0:11.47)	(0:11.41)	(0:11.18)	(0:11.48)		
4	6	AIDENABET	7	67.2	0:11.12	1:11.16 [4]	0:56.82 [7]	0:45.53 [7]	0:34.07 [7]	0:22.70 [7]	0:11.58 [6]	2.64L	0:34.07 +6
		Jackson Murphy		1000m	400m	(0:14.34)	(0:11.29)	(0:11.46)	(0:11.37)	(0:11.12)	(0:11.58)		
5	2	DAIMYO	3	65.6	0:11.16	1:11.25 [5]	0:57.22 [3]	0:46.06 [3]	0:34.68 [3]	0:23.29 [3]	0:12.02 [3]	3.18L	0:34.68 +5
		Ashley Butler		1000m	1000m	(0:14.03)	(0:11.16)	(0:11.38)	(0:11.39)	(0:11.27)	(0:12.02)		
6	5	BEPPE	1	65.8	0:11.12	1:11.66 [6]	0:57.55 [5]	0:46.43 [4]	0:34.97 [4]	0:23.43 [4]	0:12.16 [4]	5.56L	0:34.97 +4
		Georgina Cartwright		1000m	1000m	(0:14.11)	(0:11.12)	(0:11.46)	(0:11.54)	(0:11.27)	(0:12.16)		
7	8	CONSIDER IT READY	5	66.3	0:11.27	1:12.06 [7]	0:57.80 [6]	0:46.53 [6]	0:35.12 [5]	0:23.70 [5]	0:12.26 [7]	7.95L	0:35.12 +2
		Adam Sewell		Overall	1000m	(0:14.26)	(0:11.27)	(0:11.41)	(0:11.42)	(0:11.44)	(0:12.26)		

Scratched: Rubunkar (#1)



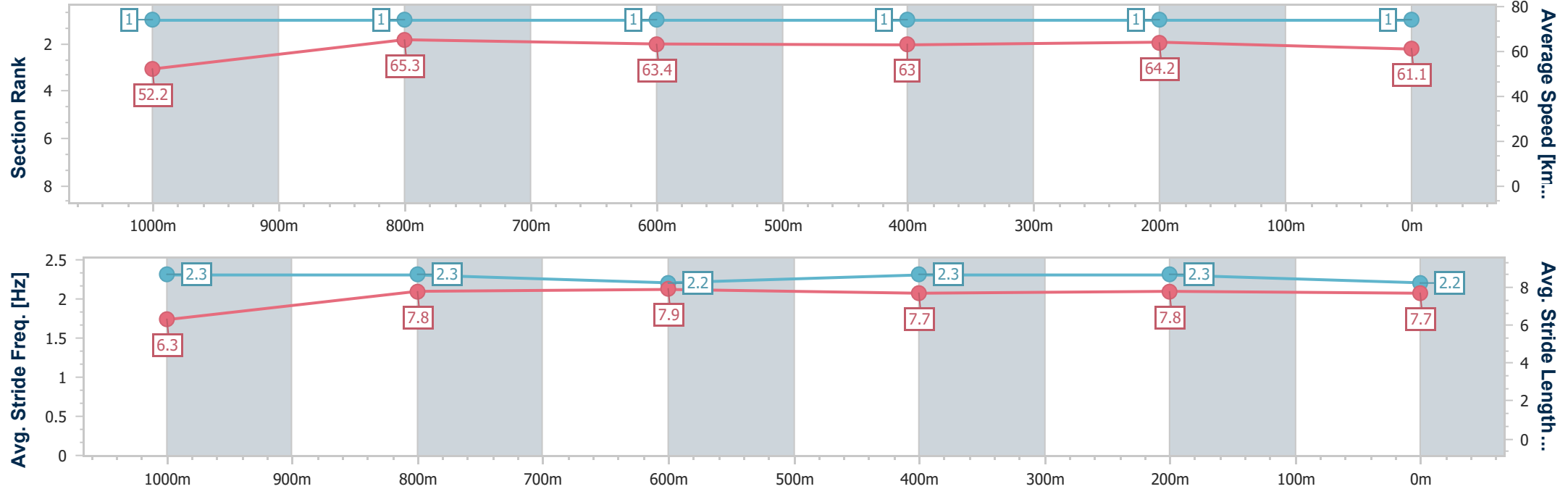
Horse/Jockey Name	Papasito
Final Rank	1
Fastest Section Time (Section)	0:11.09 (1000m)
Top Speed [km/h] (Section)	66.6 (Overall)
Race State	Finished



Mackay QLD Professional
Race 5: BOOK FOR AMATEUR CUP SATURDAY 24TH MAY
BENCHMARK 65 Handicap - 1200m
01 May 2025 - 15:07
Track Rating: Good 4, Weather: Fine, Rail Position: +2m 1100m-
W/Post; True Remainder



Section	Overall	1000m	800m	600m	400m	200m								
Section Times	1:10.71 [1] (0:13.78)	0:56.93 [1] (0:11.09)	0:45.84 [1] (0:11.36)	0:34.48 [1] (0:11.46)	0:23.02 [1] (0:11.24)	0:11.78 [1] (0:11.78)								
Average Speed [km/h]	52.2	65.3	63.4	63.0	64.2	61.1								
Top Speed [km/h]	66.6	66.1	64.3	64.2	64.4	63.9								
Avg. Dist. to Rail [m]	1.6	1.4	1.2	0.3	0.8	1.4								
Avg. Stride Freq. [Hz]	2.3	2.3	2.2	2.3	2.3	2.2								
Avg. Stride Length [m]	6.3	7.8	7.9	7.7	7.8	7.7								





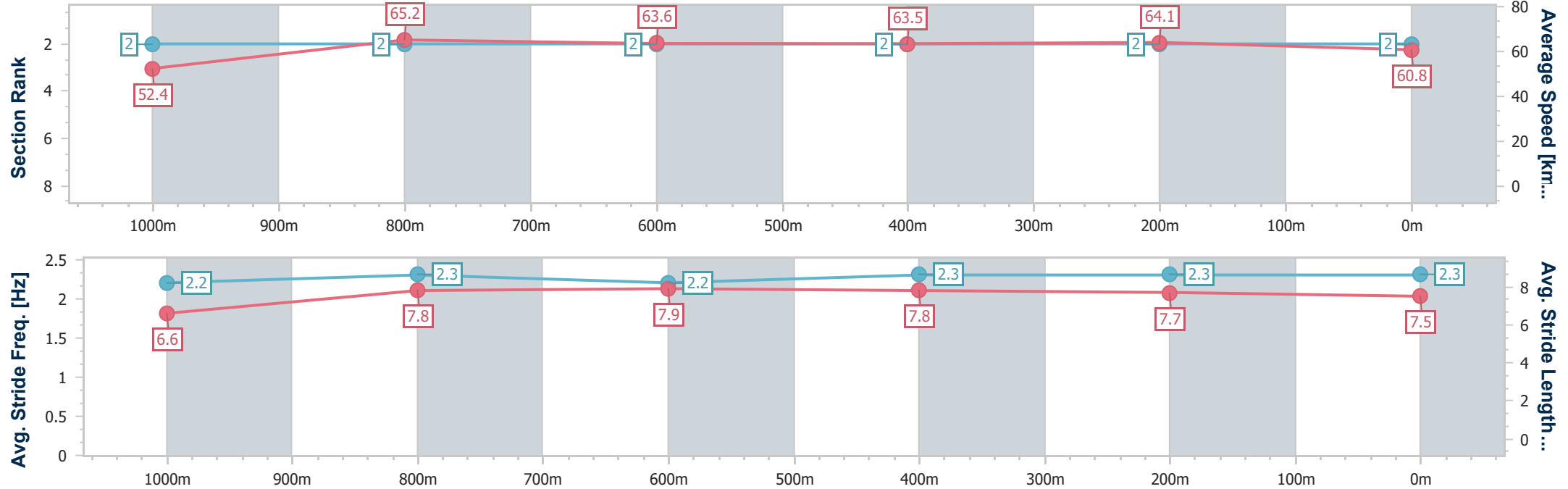
Horse/Jockey Name	Answering
Final Rank	2
Fastest Section Time (Section)	0:11.17 (1000m)
Top Speed [km/h] (Section)	66.6 (Overall)
Race State	Finished



Mackay QLD Professional
Race 5: BOOK FOR AMATEUR CUP SATURDAY 24TH MAY
BENCHMARK 65 Handicap - 1200m
01 May 2025 - 15:07
Track Rating: Good 4, Weather: Fine, Rail Position: +2m 1100m-
W/Post; True Remainder



Section	Overall	1000m	800m	600m	400m	200m								
Section Times	1:10.89 [2] (0:13.82)	0:57.07 [2] (0:11.17)	0:45.90 [2] (0:11.34)	0:34.56 [2] (0:11.46)	0:23.10 [2] (0:11.26)	0:11.84 [2] (0:11.84)								
Average Speed [km/h]	52.4	65.2	63.6	63.5	64.1	60.8								
Top Speed [km/h]	66.6	66.4	64.7	64.7	65.4	63.7								
Avg. Dist. to Rail [m]	5.6	2.9	2.2	0.9	2.2	1.8								
Avg. Stride Freq. [Hz]	2.2	2.3	2.2	2.3	2.3	2.3								
Avg. Stride Length [m]	6.6	7.8	7.9	7.8	7.7	7.5								





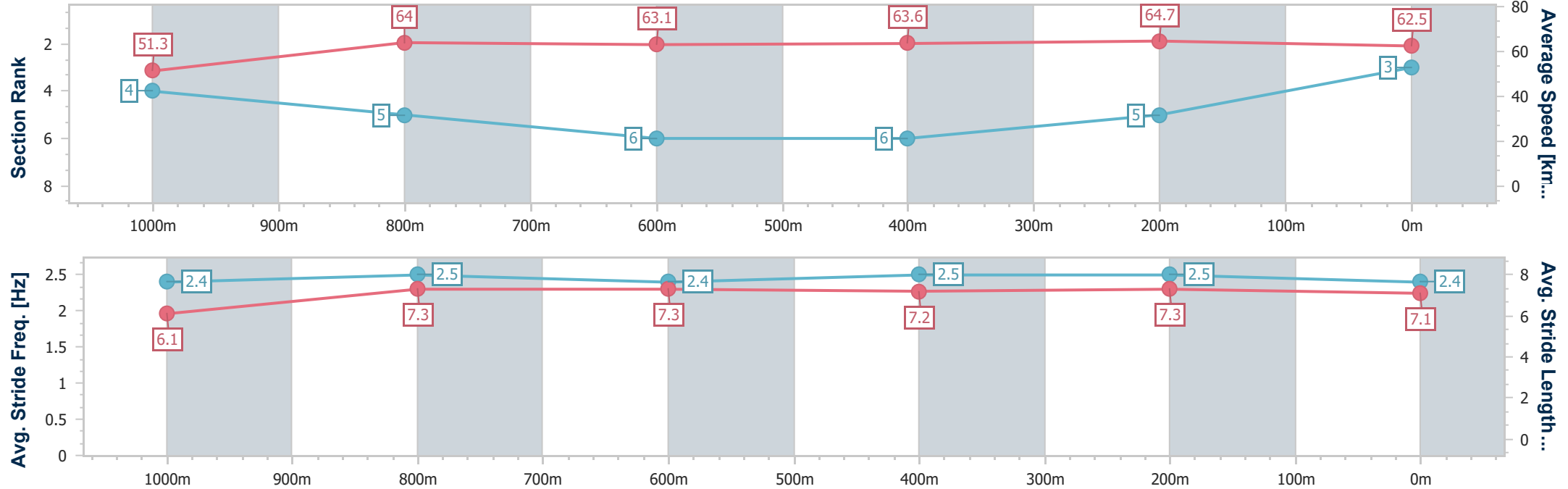
Horse/Jockey Name	Upstart Legend
Final Rank	3
Fastest Section Time (Section)	0:11.18 (400m)
Top Speed [km/h] (Section)	66.7 (200m)
Race State	Finished



Mackay QLD Professional
Race 5: BOOK FOR AMATEUR CUP SATURDAY 24TH MAY
BENCHMARK 65 Handicap - 1200m
01 May 2025 - 15:07
Track Rating: Good 4, Weather: Fine, Rail Position: +2m 1100m-
W/Post; True Remainder



Section	Overall	1000m	800m	600m	400m	200m							
Section Times	1:11.02 [3] (0:14.11)	0:56.91 [4] (0:11.37)	0:45.54 [5] (0:11.47)	0:34.07 [6] (0:11.41)	0:22.66 [6] (0:11.18)	0:11.48 [5] (0:11.48)							
Average Speed [km/h]	51.3	64.0	63.1	63.6	64.7	62.5							
Top Speed [km/h]	65.2	64.9	64.7	65.3	65.6	66.7							
Avg. Dist. to Rail [m]	3.8	3.3	2.1	1.2	2.3	3.6							
Avg. Stride Freq. [Hz]	2.4	2.5	2.4	2.5	2.5	2.4							
Avg. Stride Length [m]	6.1	7.3	7.3	7.2	7.3	7.1							





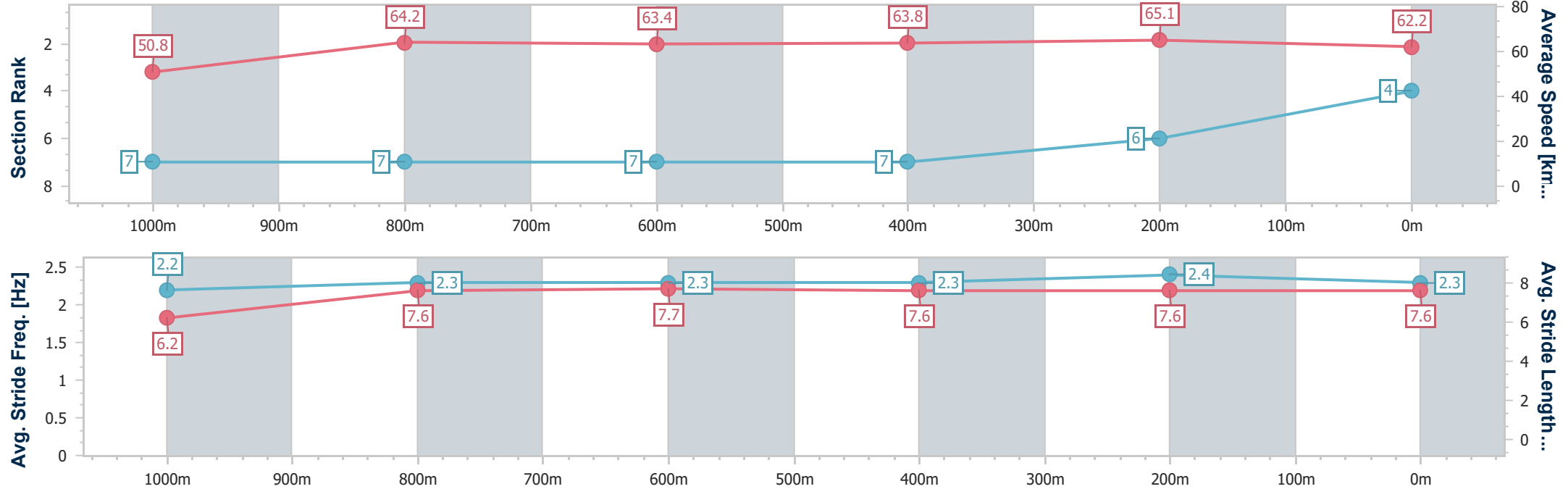
Horse/Jockey Name	Aidenabet
Final Rank	4
Fastest Section Time (Section)	0:11.12 (400m)
Top Speed [km/h] (Section)	67.2 (1000m)
Race State	Finished



Mackay QLD Professional
Race 5: BOOK FOR AMATEUR CUP SATURDAY 24TH MAY
BENCHMARK 65 Handicap - 1200m
01 May 2025 - 15:07
Track Rating: Good 4, Weather: Fine, Rail Position: +2m 1100m-
W/Post; True Remainder



Section	Overall	1000m	800m	600m	400m	200m							
Section Times	1:11.16 [4] (0:14.34)	0:56.82 [7] (0:11.29)	0:45.53 [7] (0:11.46)	0:34.07 [7] (0:11.37)	0:22.70 [7] (0:11.12)	0:11.58 [6] (0:11.58)							
Average Speed [km/h]	50.8	64.2	63.4	63.8	65.1	62.2							
Top Speed [km/h]	66.2	67.2	66.9	65.0	65.5	64.5							
Avg. Dist. to Rail [m]	4.9	2.8	2.0	1.6	2.3	5.6							
Avg. Stride Freq. [Hz]	2.2	2.3	2.3	2.3	2.4	2.3							
Avg. Stride Length [m]	6.2	7.6	7.7	7.6	7.6	7.6							



[] Ranking at each section and finish
-.-.- No data available at this section
NA No data available



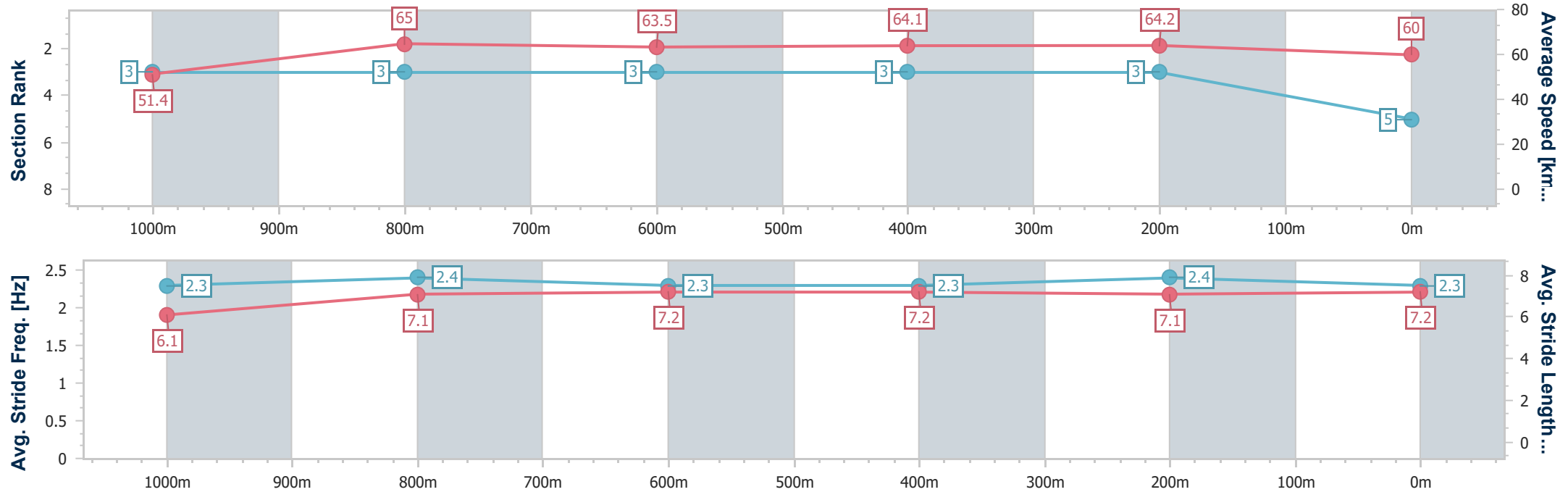
Horse/Jockey Name	Daimyo
Final Rank	5
Fastest Section Time (Section)	0:11.16 (1000m)
Top Speed [km/h] (Section)	65.6 (1000m)
Race State	Finished



Mackay QLD Professional
Race 5: BOOK FOR AMATEUR CUP SATURDAY 24TH MAY
BENCHMARK 65 Handicap - 1200m
01 May 2025 - 15:07
Track Rating: Good 4, Weather: Fine, Rail Position: +2m 1100m-
W/Post; True Remainder



Section	Overall	1000m	800m	600m	400m	200m								
Section Times	1:11.25 [5] (0:14.03)	0:57.22 [3] (0:11.16)	0:46.06 [3] (0:11.38)	0:34.68 [3] (0:11.39)	0:23.29 [3] (0:11.27)	0:12.02 [3] (0:12.02)								
Average Speed [km/h]	51.4	65.0	63.5	64.1	64.2	60.0								
Top Speed [km/h]	65.5	65.6	64.2	65.4	64.8	63.4								
Avg. Dist. to Rail [m]	2.7	1.9	1.9	1.9	3.1	5.1								
Avg. Stride Freq. [Hz]	2.3	2.4	2.3	2.3	2.4	2.3								
Avg. Stride Length [m]	6.1	7.1	7.2	7.2	7.1	7.2								





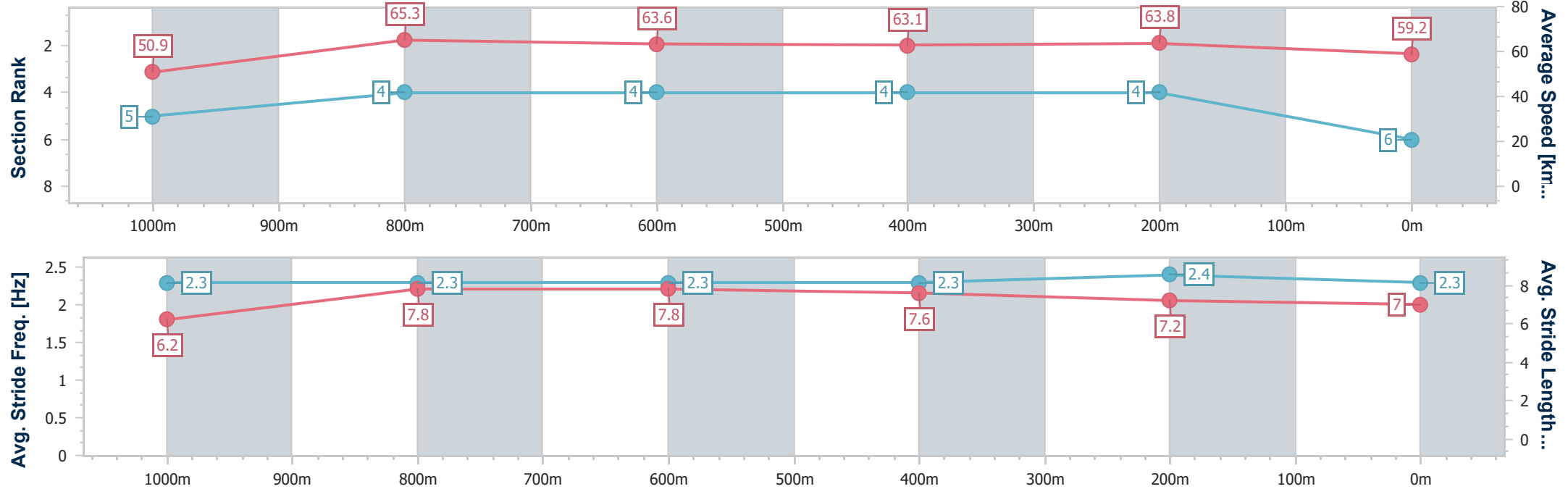
Horse/Jockey Name	Beppe
Final Rank	6
Fastest Section Time (Section)	0:11.12 (1000m)
Top Speed [km/h] (Section)	65.8 (1000m)
Race State	Finished



Mackay QLD Professional
Race 5: BOOK FOR AMATEUR CUP SATURDAY 24TH MAY
BENCHMARK 65 Handicap - 1200m
01 May 2025 - 15:07
Track Rating: Good 4, Weather: Fine, Rail Position: +2m 1100m-
W/Post; True Remainder



Section	Overall	1000m	800m	600m	400m	200m								
Section Times	1:11.66 [6] (0:14.11)	0:57.55 [5] (0:11.12)	0:46.43 [4] (0:11.46)	0:34.97 [4] (0:11.54)	0:23.43 [4] (0:11.27)	0:12.16 [4] (0:12.16)								
Average Speed [km/h]	50.9	65.3	63.6	63.1	63.8	59.2								
Top Speed [km/h]	65.4	65.8	64.8	64.6	65.1	62.8								
Avg. Dist. to Rail [m]	1.4	2.3	3.3	1.7	2.1	2.7								
Avg. Stride Freq. [Hz]	2.3	2.3	2.3	2.3	2.4	2.3								
Avg. Stride Length [m]	6.2	7.8	7.8	7.6	7.2	7.0								



- [] Ranking at each section and finish
- .-.- No data available at this section
- NA No data available



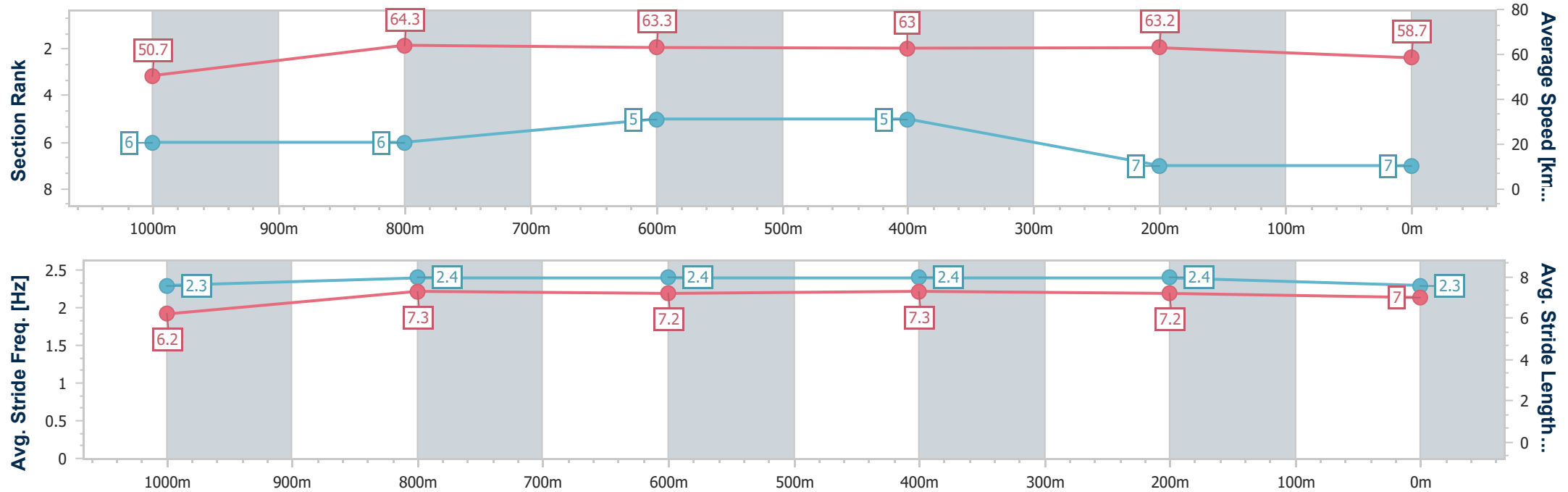
Horse/Jockey Name	Consider It Ready
Final Rank	7
Fastest Section Time (Section)	0:11.27 (1000m)
Top Speed [km/h] (Section)	66.3 (Overall)
Race State	Finished



Mackay QLD Professional
Race 5: BOOK FOR AMATEUR CUP SATURDAY 24TH MAY
BENCHMARK 65 Handicap - 1200m
01 May 2025 - 15:07
Track Rating: Good 4, Weather: Fine, Rail Position: +2m 1100m-
W/Post; True Remainder



Section	Overall	1000m	800m	600m	400m	200m								
Section Times	1:12.06 [7] (0:14.26)	0:57.80 [6] (0:11.27)	0:46.53 [6] (0:11.41)	0:35.12 [5] (0:11.42)	0:23.70 [5] (0:11.44)	0:12.26 [7] (0:12.26)								
Average Speed [km/h]	50.7	64.3	63.3	63.0	63.2	58.7								
Top Speed [km/h]	66.3	65.3	63.8	64.0	64.1	62.4								
Avg. Dist. to Rail [m]	3.3	2.0	1.0	0.6	1.5	2.6								
Avg. Stride Freq. [Hz]	2.3	2.4	2.4	2.4	2.4	2.3								
Avg. Stride Length [m]	6.2	7.3	7.2	7.3	7.2	7.0								





Mackay QLD Professional
Race 6: LADBROKES FORM GENIUS QTIS Three-Year-Old Handicap -
1200m

01 May 2025 - 15:48



MACKAY TURF CLUB
Ooralea Racecourse

Track Rating: Good 4, Weather: Fine, Rail Position: +2m 1100m-W/Post; True Remainder

Section						Overall	1000m	800m	600m	400m	200m	Last 600m		
Field Times						1:09.80 (0:13.47)	0:56.33 (0:10.99)	0:45.34 (0:11.05)	0:34.29 (0:11.16)	0:23.13 (0:11.33)	0:11.80 (0:11.80)	0:34.29		
Rank	TAB	Horse/Jockey	Barrier	Top Speed [km/h]	Fastest Section							Margin	Distance Travelled [m]	
1	2	OBLIGATED	1	68.8	0:10.91	1:09.80 [1]	0:56.09 [2]	0:45.18 [3]	0:34.11 [3]	0:22.88 [2]	0:11.72 [2]	1:09.80	0:34.11	
		Ashley Butler		1000m	1000m	(0:13.71)	(0:10.91)	(0:11.07)	(0:11.23)	(0:11.16)	(0:11.72)			
2	4	LONHY'S FABRE	8	68.1	0:10.99	1:09.90 [2]	0:56.43 [1]	0:45.44 [1]	0:34.39 [1]	0:23.23 [1]	0:11.90 [1]	0.63L	0:34.39	-8
		McKenzie Apel		Overall	1000m	(0:13.47)	(0:10.99)	(0:11.05)	(0:11.16)	(0:11.33)	(0:11.90)			
3	7	LOOMING LEGEND	4	69.0	0:10.78	1:10.92 [3]	0:57.16 [3]	0:46.38 [2]	0:35.32 [2]	0:23.91 [3]	0:12.27 [3]	6.63L	0:35.32	+8
		Erin Molloy		1000m	1000m	(0:13.76)	(0:10.78)	(0:11.06)	(0:11.41)	(0:11.64)	(0:12.27)			
4	5	UNDER THE SHADOW	5	67.3	0:10.92	1:10.99 [4]	0:56.73 [7]	0:45.75 [7]	0:34.83 [6]	0:23.43 [6]	0:11.96 [6]	7L	0:34.83	+3
		Georgina Cartwright		600m	800m	(0:14.26)	(0:10.98)	(0:10.92)	(0:11.40)	(0:11.47)	(0:11.96)			
5	1	WELL HELD	6	67.2	0:10.92	1:11.18 [5]	0:57.35 [4]	0:46.43 [4]	0:35.40 [4]	0:23.96 [4]	0:12.29 [4]	8.16L	0:35.40	+8
		Justin Stanley		1000m	1000m	(0:13.83)	(0:10.92)	(0:11.03)	(0:11.44)	(0:11.67)	(0:12.29)			
6	3	FRASER'S RIDGE	2	67.3	0:10.94	1:11.64 [6]	0:57.56 [5]	0:46.62 [5]	0:35.62 [5]	0:24.38 [5]	0:12.71 [5]	10.83L	0:35.62	+1
		Tahlia Fenlon		1000m	1000m	(0:14.08)	(0:10.94)	(0:11.00)	(0:11.24)	(0:11.67)	(0:12.71)			
7	9	MISHANI AMORE	3	66.4	0:11.06	1:12.34 [7]	0:58.23 [6]	0:47.17 [6]	0:35.93 [7]	0:24.28 [7]	0:12.58 [7]	14.96L	0:35.93	+3
		Chris McIver		1000m	1000m	(0:14.11)	(0:11.06)	(0:11.24)	(0:11.65)	(0:11.70)	(0:12.58)			
8	8	VALENTINO MISS	7	66.1	0:11.08	1:13.75 [8]	0:59.44 [8]	0:48.36 [8]	0:36.99 [8]	0:25.30 [8]	0:13.34 [8]	23.25L	0:36.99	-2
		Jason Taylor		1000m	1000m	(0:14.31)	(0:11.08)	(0:11.37)	(0:11.69)	(0:11.96)	(0:13.34)			

Scratched: More Stylish (#6)



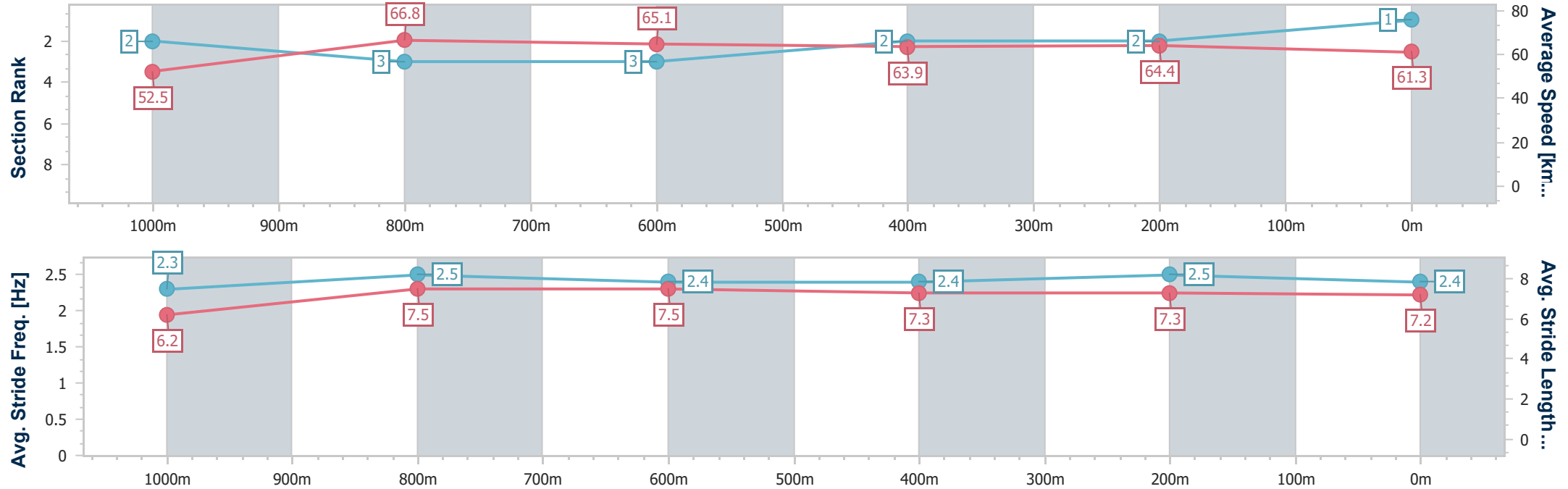
Horse/Jockey Name	Obligated
Final Rank	1
Fastest Section Time (Section)	0:10.91 (1000m)
Top Speed [km/h] (Section)	68.8 (1000m)
Race State	Finished



Mackay QLD Professional
Race 6: LADBROKES FORM GENIUS QTIS Three-Year-Old
Handicap - 1200m
01 May 2025 - 15:48
Track Rating: Good 4, Weather: Fine, Rail Position: +2m 1100m-
W/Post; True Remainder



Section	Overall	1000m	800m	600m	400m	200m								
Section Times	1:09.80 [1] (0:13.71)	0:56.09 [2] (0:10.91)	0:45.18 [3] (0:11.07)	0:34.11 [3] (0:11.23)	0:22.88 [2] (0:11.16)	0:11.72 [2] (0:11.72)								
Average Speed [km/h]	52.5	66.8	65.1	63.9	64.4	61.3								
Top Speed [km/h]	68.1	68.8	66.2	64.9	65.1	64.4								
Avg. Dist. to Rail [m]	1.1	3.2	1.6	0.8	1.7	3.6								
Avg. Stride Freq. [Hz]	2.3	2.5	2.4	2.4	2.5	2.4								
Avg. Stride Length [m]	6.2	7.5	7.5	7.3	7.3	7.2								





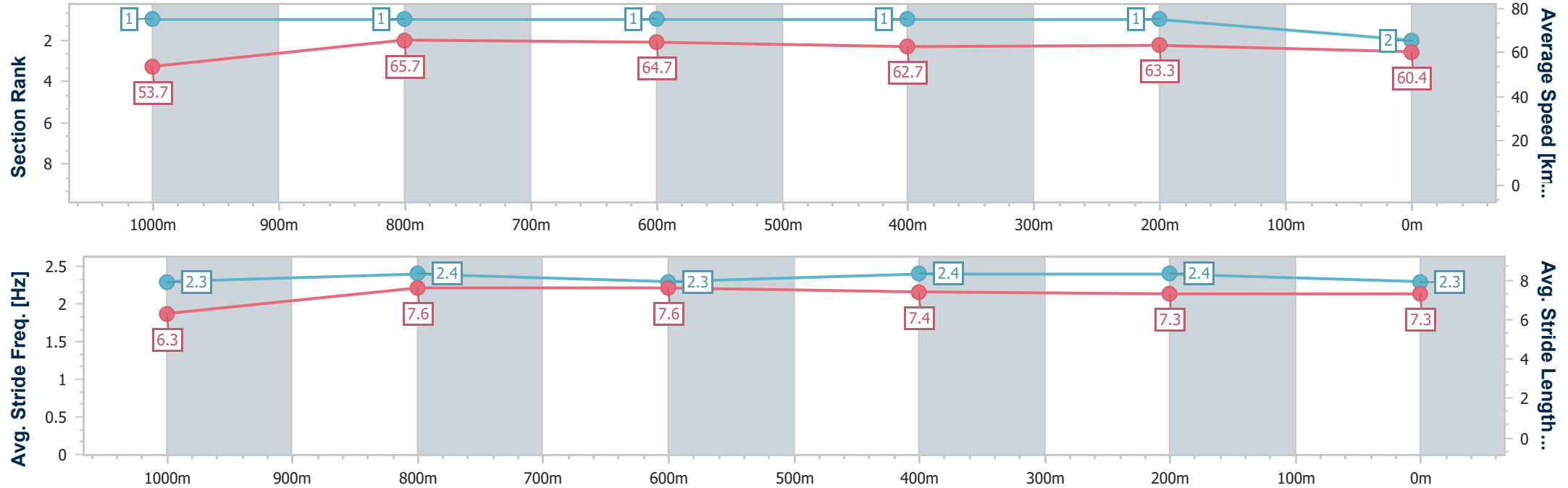
Horse/Jockey Name	Lonhy's Fabre
Final Rank	2
Fastest Section Time (Section)	0:10.99 (1000m)
Top Speed [km/h] (Section)	68.1 (Overall)
Race State	Finished



Mackay QLD Professional
Race 6: LADBROKES FORM GENIUS QTIS Three-Year-Old
Handicap - 1200m
01 May 2025 - 15:48
Track Rating: Good 4, Weather: Fine, Rail Position: +2m 1100m-
W/Post; True Remainder



Section	Overall	1000m	800m	600m	400m	200m								
Section Times	1:09.90 [2] (0:13.47)	0:56.43 [1] (0:10.99)	0:45.44 [1] (0:11.05)	0:34.39 [1] (0:11.16)	0:23.23 [1] (0:11.33)	0:11.90 [1] (0:11.90)								
Average Speed [km/h]	53.7	65.7	64.7	62.7	63.3	60.4								
Top Speed [km/h]	68.1	67.1	66.0	64.4	63.9	62.6								
Avg. Dist. to Rail [m]	5.4	0.8	1.3	3.7	1.1	1.4								
Avg. Stride Freq. [Hz]	2.3	2.4	2.3	2.4	2.4	2.3								
Avg. Stride Length [m]	6.3	7.6	7.6	7.4	7.3	7.3								





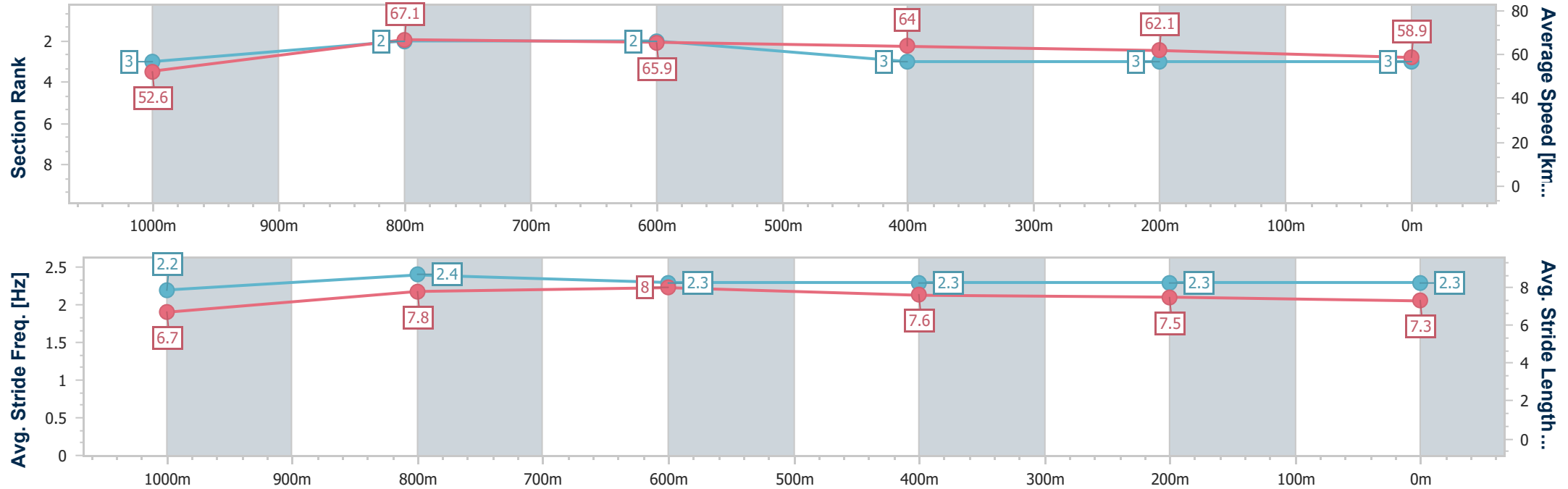
Horse/Jockey Name	Looming Legend
Final Rank	3
Fastest Section Time (Section)	0:10.78 (1000m)
Top Speed [km/h] (Section)	69.0 (1000m)
Race State	Finished



Mackay QLD Professional
Race 6: LADBROKES FORM GENIUS QTIS Three-Year-Old
Handicap - 1200m
01 May 2025 - 15:48
Track Rating: Good 4, Weather: Fine, Rail Position: +2m 1100m-
W/Post; True Remainder



Section	Overall	1000m	800m	600m	400m	200m							
Section Times	1:10.92 [3] (0:13.76)	0:57.16 [3] (0:10.78)	0:46.38 [2] (0:11.06)	0:35.32 [2] (0:11.41)	0:23.91 [3] (0:11.64)	0:12.27 [3] (0:12.27)							
Average Speed [km/h]	52.6	67.1	65.9	64.0	62.1	58.9							
Top Speed [km/h]	68.2	69.0	66.7	65.5	64.0	61.1							
Avg. Dist. to Rail [m]	1.8	2.8	3.3	2.3	2.7	4.2							
Avg. Stride Freq. [Hz]	2.2	2.4	2.3	2.3	2.3	2.3							
Avg. Stride Length [m]	6.7	7.8	8.0	7.6	7.5	7.3							





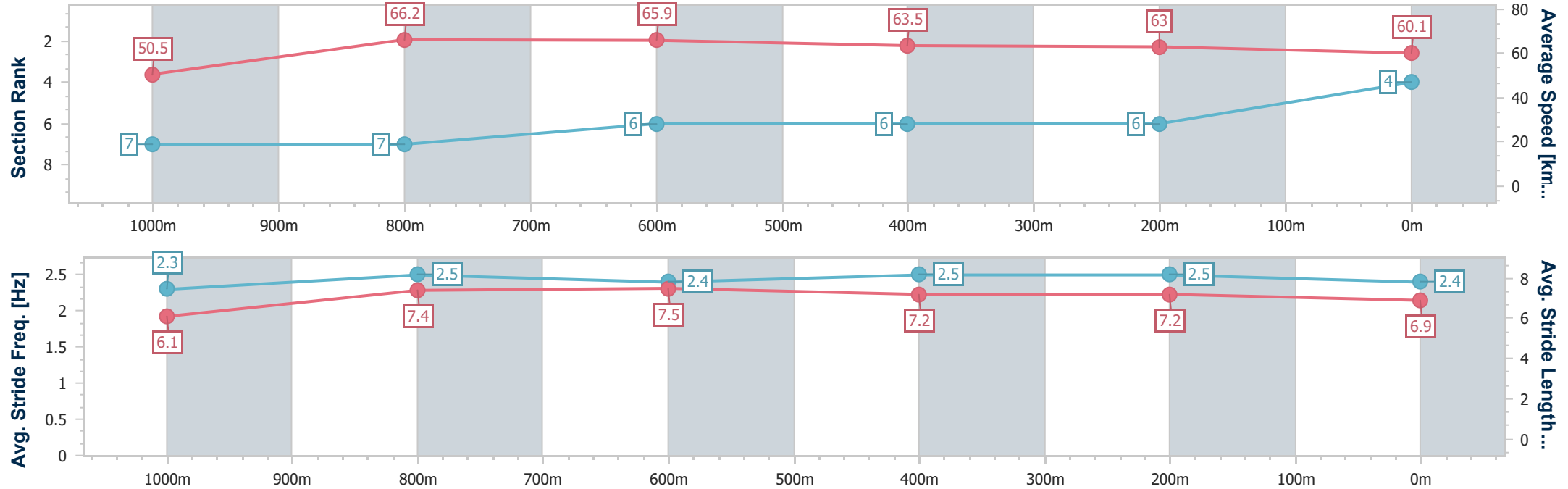
Horse/Jockey Name	Under The Shadow
Final Rank	4
Fastest Section Time (Section)	0:10.92 (800m)
Top Speed [km/h] (Section)	67.3 (600m)
Race State	Finished



Mackay QLD Professional
Race 6: LADBROKES FORM GENIUS QTIS Three-Year-Old
Handicap - 1200m
01 May 2025 - 15:48
Track Rating: Good 4, Weather: Fine, Rail Position: +2m 1100m-
W/Post; True Remainder



Section	Overall	1000m	800m	600m	400m	200m								
Section Times	1:10.99 [4] (0:14.26)	0:56.73 [7] (0:10.98)	0:45.75 [7] (0:10.92)	0:34.83 [6] (0:11.40)	0:23.43 [6] (0:11.47)	0:11.96 [6] (0:11.96)								
Average Speed [km/h]	50.5	66.2	65.9	63.5	63.0	60.1								
Top Speed [km/h]	65.9	66.9	67.3	67.3	64.6	62.8								
Avg. Dist. to Rail [m]	2.9	2.4	1.4	1.4	1.4	2.4								
Avg. Stride Freq. [Hz]	2.3	2.5	2.4	2.5	2.5	2.4								
Avg. Stride Length [m]	6.1	7.4	7.5	7.2	7.2	6.9								





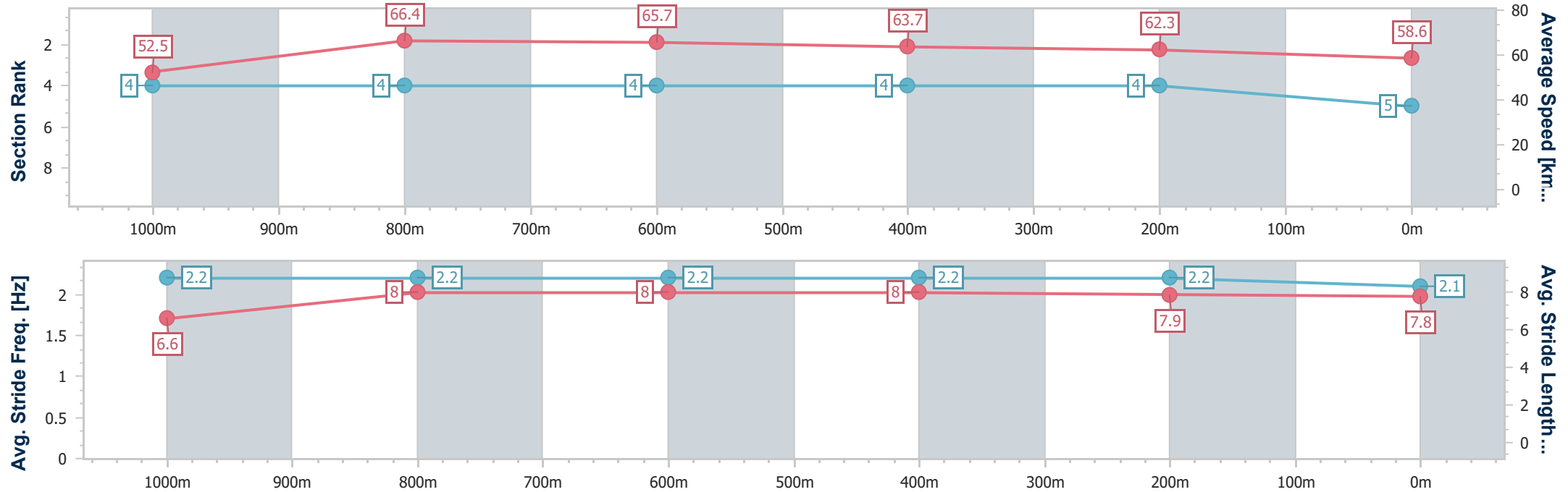
Horse/Jockey Name	Well Held
Final Rank	5
Fastest Section Time (Section)	0:10.92 (1000m)
Top Speed [km/h] (Section)	67.2 (1000m)
Race State	Finished



Mackay QLD Professional
Race 6: LADBROKES FORM GENIUS QTIS Three-Year-Old
Handicap - 1200m
01 May 2025 - 15:48
Track Rating: Good 4, Weather: Fine, Rail Position: +2m 1100m-
W/Post; True Remainder



Section	Overall	1000m	800m	600m	400m	200m								
Section Times	1:11.18 [5] (0:13.83)	0:57.35 [4] (0:10.92)	0:46.43 [4] (0:11.03)	0:35.40 [4] (0:11.44)	0:23.96 [4] (0:11.67)	0:12.29 [4] (0:12.29)								
Average Speed [km/h]	52.5	66.4	65.7	63.7	62.3	58.6								
Top Speed [km/h]	65.8	67.2	66.5	64.7	63.3	61.1								
Avg. Dist. to Rail [m]	5.0	2.5	2.2	1.8	3.7	5.2								
Avg. Stride Freq. [Hz]	2.2	2.2	2.2	2.2	2.2	2.1								
Avg. Stride Length [m]	6.6	8.0	8.0	8.0	7.9	7.8								





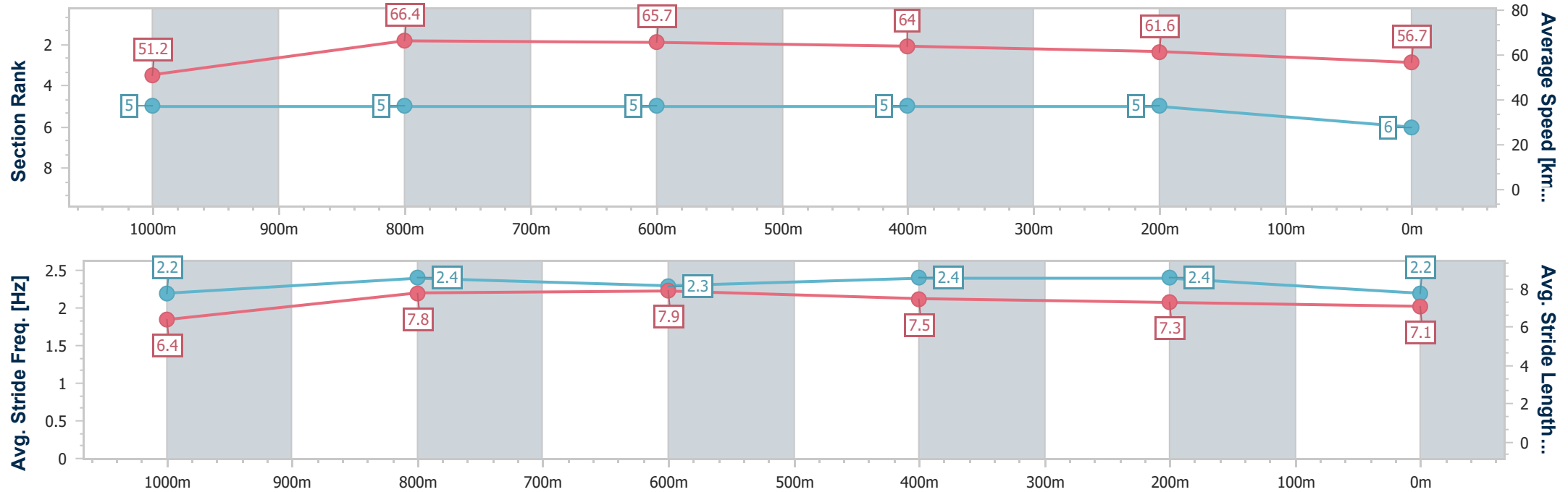
Horse/Jockey Name	Fraser's Ridge
Final Rank	6
Fastest Section Time (Section)	0:10.94 (1000m)
Top Speed [km/h] (Section)	67.3 (1000m)
Race State	Finished



Mackay QLD Professional
Race 6: LADBROKES FORM GENIUS QTIS Three-Year-Old
Handicap - 1200m
01 May 2025 - 15:48
Track Rating: Good 4, Weather: Fine, Rail Position: +2m 1100m-
W/Post; True Remainder



Section	Overall	1000m	800m	600m	400m	200m								
Section Times	1:11.64 [6] (0:14.08)	0:57.56 [5] (0:10.94)	0:46.62 [5] (0:11.00)	0:35.62 [5] (0:11.24)	0:24.38 [5] (0:11.67)	0:12.71 [5] (0:12.71)								
Average Speed [km/h]	51.2	66.4	65.7	64.0	61.6	56.7								
Top Speed [km/h]	65.1	67.3	67.0	65.1	63.1	59.7								
Avg. Dist. to Rail [m]	1.5	2.1	1.6	0.4	1.1	1.2								
Avg. Stride Freq. [Hz]	2.2	2.4	2.3	2.4	2.4	2.2								
Avg. Stride Length [m]	6.4	7.8	7.9	7.5	7.3	7.1								





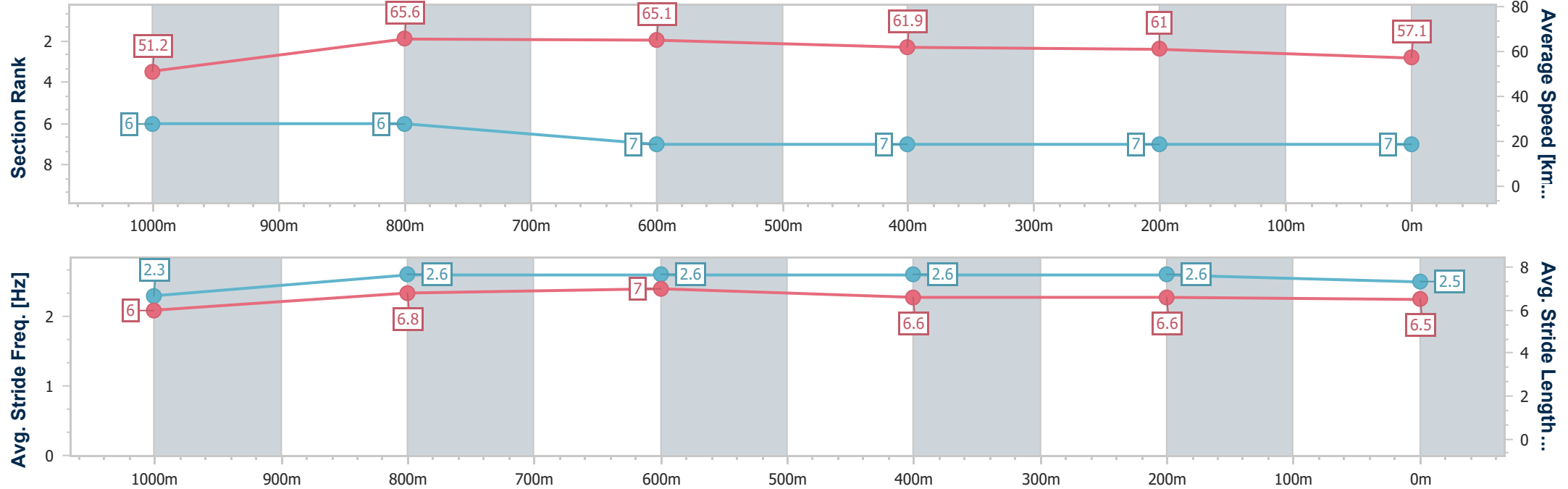
Horse/Jockey Name	Mishani Amore
Final Rank	7
Fastest Section Time (Section)	0:11.06 (1000m)
Top Speed [km/h] (Section)	66.4 (1000m)
Race State	Finished



Mackay QLD Professional
Race 6: LADBROKES FORM GENIUS QTIS Three-Year-Old
Handicap - 1200m
01 May 2025 - 15:48
Track Rating: Good 4, Weather: Fine, Rail Position: +2m 1100m-
W/Post; True Remainder



Section	Overall	1000m	800m	600m	400m	200m							
Section Times	1:12.34 [7] (0:14.11)	0:58.23 [6] (0:11.06)	0:47.17 [6] (0:11.24)	0:35.93 [7] (0:11.65)	0:24.28 [7] (0:11.70)	0:12.58 [7] (0:12.58)							
Average Speed [km/h]	51.2	65.6	65.1	61.9	61.0	57.1							
Top Speed [km/h]	65.5	66.4	65.7	63.2	62.1	60.1							
Avg. Dist. to Rail [m]	2.7	3.1	4.5	1.4	1.6	1.9							
Avg. Stride Freq. [Hz]	2.3	2.6	2.6	2.6	2.6	2.5							
Avg. Stride Length [m]	6.0	6.8	7.0	6.6	6.6	6.5							





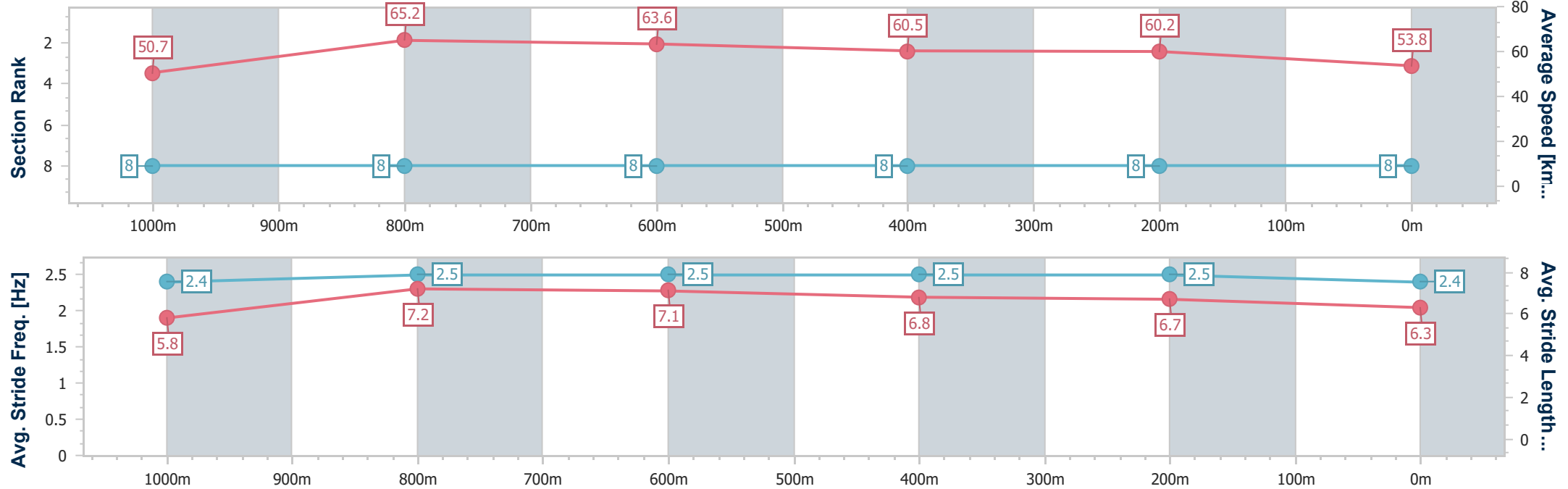
Horse/Jockey Name	Valentino Miss
Final Rank	8
Fastest Section Time (Section)	0:11.08 (1000m)
Top Speed [km/h] (Section)	66.1 (1000m)
Race State	Finished



Mackay QLD Professional
Race 6: LADBROKES FORM GENIUS QTIS Three-Year-Old
Handicap - 1200m
01 May 2025 - 15:48
Track Rating: Good 4, Weather: Fine, Rail Position: +2m 1100m-
W/Post; True Remainder



Section	Overall	1000m	800m	600m	400m	200m								
Section Times	1:13.75 [8] (0:14.31)	0:59.44 [8] (0:11.08)	0:48.36 [8] (0:11.37)	0:36.99 [8] (0:11.69)	0:25.30 [8] (0:11.96)	0:13.34 [8] (0:13.34)								
Average Speed [km/h]	50.7	65.2	63.6	60.5	60.2	53.8								
Top Speed [km/h]	64.2	66.1	64.5	62.3	61.1	59.3								
Avg. Dist. to Rail [m]	5.4	1.9	1.4	2.0	1.7	3.0								
Avg. Stride Freq. [Hz]	2.4	2.5	2.5	2.5	2.5	2.4								
Avg. Stride Length [m]	5.8	7.2	7.1	6.8	6.7	6.3								





Mackay QLD Professional

Race 7: LADBROKES ODDS SURGE OPEN Handicap - 1200m

01 May 2025 - 16:27



MACKAY TURF CLUB
Ooralea Racecourse

Track Rating: Good 4, Weather: Fine, Rail Position: +2m 1100m-W/Post; True Remainder

Section		Overall				1000m	800m	600m	400m	200m	Last 600m		
Field Times		1:10.15 (0:13.54)				0:56.61 (0:10.61)	0:46.00 (0:11.29)	0:34.71 (0:11.70)	0:23.01 (0:11.37)	0:11.64 (0:11.64)	0:34.71		
Rank	TAB	Horse/Jockey	Barrier	Top Speed [km/h]	Fastest Section						Margin	Distance Travelled [m]	
1	11	RUBUNKAR	1	68.3	0:10.75	1:10.15 [1]	0:56.61 [1]	0:45.86 [2]	0:34.52 [2]	0:22.85 [2]	0:11.56 [2]	1:10.15	0:34.52
		Jackson Murphy		1000m	1000m	(0:13.54)	(0:10.75)	(0:11.34)	(0:11.67)	(0:11.29)	(0:11.56)		
2	9	DIDDLEY SQUAT	7	67.5	0:10.91	1:10.25 [2]	0:56.35 [4]	0:45.44 [4]	0:34.24 [4]	0:22.69 [4]	0:11.59 [3]	0.54L	0:34.24 +1
		Justin Stanley		1000m	1000m	(0:13.90)	(0:10.91)	(0:11.20)	(0:11.55)	(0:11.10)	(0:11.59)		
3	6	CABALO ESCURO	8	66.6	0:11.01	1:10.48 [3]	0:55.92 [10]	0:44.91 [9]	0:33.89 [8]	0:22.66 [7]	0:11.50 [5]	1.91L	0:33.89 +3
		Adam Sewell		1000m	1000m	(0:14.56)	(0:11.01)	(0:11.02)	(0:11.23)	(0:11.16)	(0:11.50)		
4	10	BRAD	6	66.7	0:10.91	1:10.50 [4]	0:56.10 [8]	0:45.19 [7]	0:34.10 [7]	0:22.55 [8]	0:11.35 [8]	2.05L	0:34.10 +2
		Georgina Cartwright		1000m	1000m	(0:14.40)	(0:10.91)	(0:11.09)	(0:11.55)	(0:11.20)	(0:11.35)		
5	4	SUNNYCOAST	4	69.9	0:10.56	1:10.52 [5]	0:56.93 [2]	0:46.37 [1]	0:35.08 [1]	0:23.38 [1]	0:12.01 [1]	2.16L	0:35.08 -3
		Raul Silvera Olivera		1000m	1000m	(0:13.59)	(0:10.56)	(0:11.29)	(0:11.70)	(0:11.37)	(0:12.01)		
6	7	MAJOR ARTIE	2	67.0	0:10.87	1:10.69 [6]	0:56.49 [6]	0:45.62 [6]	0:34.49 [6]	0:22.94 [6]	0:11.70 [6]	3.17L	0:34.49 -2
		Jason Taylor		1000m	1000m	(0:14.20)	(0:10.87)	(0:11.13)	(0:11.55)	(0:11.24)	(0:11.70)		
7	12	FOR VALOUR	3	66.9	0:10.96	1:10.77 [7]	0:57.08 [3]	0:46.12 [3]	0:34.97 [3]	0:23.36 [3]	0:11.95 [4]	3.64L	0:34.97 +2
		Tahlia Fenlon		1000m	1000m	(0:13.69)	(0:10.96)	(0:11.15)	(0:11.61)	(0:11.41)	(0:11.95)		
8	8	GRAND DE LAGO	5	67.8	0:10.80	1:10.95 [8]	0:56.88 [5]	0:46.08 [5]	0:34.92 [5]	0:23.32 [5]	0:11.93 [7]	4.68L	0:34.92 +4
		McKenzie Apel		1000m	1000m	(0:14.07)	(0:10.80)	(0:11.16)	(0:11.60)	(0:11.39)	(0:11.93)		
9	2	SIR ROCKET	10	66.2	0:11.13	1:11.94 [9]	0:57.41 [9]	0:46.28 [10]	0:35.12 [10]	0:23.72 [9]	0:12.24 [9]	10.51L	0:35.12 +0
		Erin Molloy		1000m	1000m	(0:14.53)	(0:11.13)	(0:11.16)	(0:11.40)	(0:11.48)	(0:12.24)		
10	1	STAMPE	9	67.5	0:11.06	1:13.99 [10]	0:59.60 [7]	0:48.54 [8]	0:37.34 [9]	0:25.60 [10]	0:13.43 [10]	22.57L	0:37.34 +1
		Ashley Butler		1000m	1000m	(0:14.39)	(0:11.06)	(0:11.20)	(0:11.74)	(0:12.17)	(0:13.43)		

Scratched: Track Tale (#3), Pipistrelle (#5)

Report Created: Thu 1 May 2025 16:48 GMT+10

(Note: Timing is based on position data)

Page 1/11

[] Ranking at each section and finish
-:-:- No data available at this section
NA No data available

SCN Saddle cloth number
DNF Did not finish
DNT Did not track

data processed by TRIPLESDATA



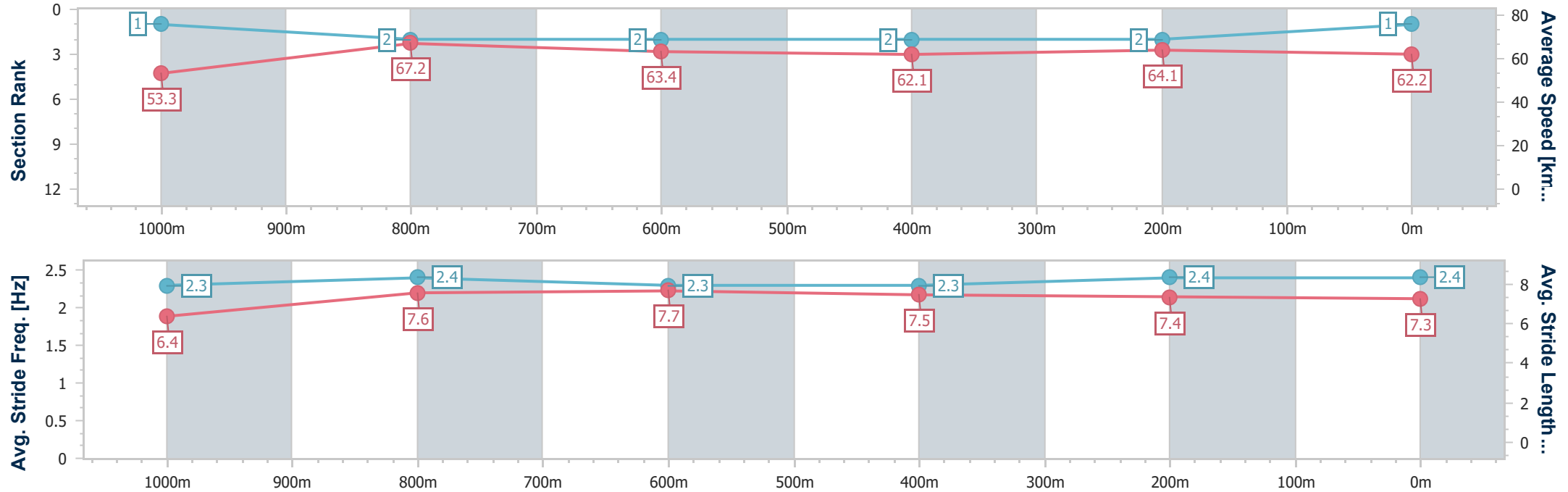
Horse/Jockey Name	Rubunkar
Final Rank	1
Fastest Section Time (Section)	0:10.75 (1000m)
Top Speed [km/h] (Section)	68.3 (1000m)
Race State	Finished



Mackay QLD Professional
Race 7: LADBROKES ODDS SURGE OPEN Handicap - 1200m
01 May 2025 - 16:27
Track Rating: Good 4, Weather: Fine, Rail Position: +2m 1100m-
W/Post; True Remainder



Section	Overall	1000m	800m	600m	400m	200m							
Section Times	1:10.15 [1] (0:13.54)	0:56.61 [1] (0:10.75)	0:45.86 [2] (0:11.34)	0:34.52 [2] (0:11.67)	0:22.85 [2] (0:11.29)	0:11.56 [2] (0:11.56)							
Average Speed [km/h]	53.3	67.2	63.4	62.1	64.1	62.2							
Top Speed [km/h]	68.2	68.3	65.5	63.2	65.6	65.3							
Avg. Dist. to Rail [m]	1.4	1.1	0.9	0.9	2.5	3.2							
Avg. Stride Freq. [Hz]	2.3	2.4	2.3	2.3	2.4	2.4							
Avg. Stride Length [m]	6.4	7.6	7.7	7.5	7.4	7.3							





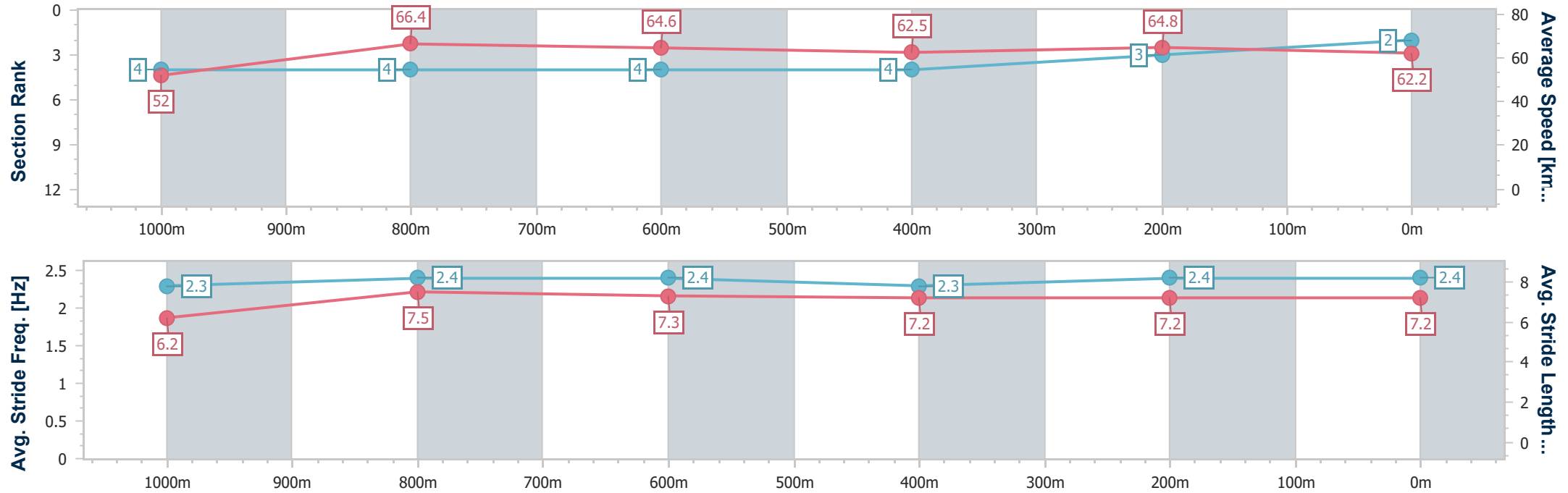
Horse/Jockey Name	Diddley Squat
Final Rank	2
Fastest Section Time (Section)	0:10.91 (1000m)
Top Speed [km/h] (Section)	67.5 (1000m)
Race State	Finished



Mackay QLD Professional
Race 7: LADBROKES ODDS SURGE OPEN Handicap - 1200m
01 May 2025 - 16:27
Track Rating: Good 4, Weather: Fine, Rail Position: +2m 1100m-
W/Post; True Remainder



Section	Overall	1000m	800m	600m	400m	200m							
Section Times	1:10.25 [2] (0:13.90)	0:56.35 [4] (0:10.91)	0:45.44 [4] (0:11.20)	0:34.24 [4] (0:11.55)	0:22.69 [4] (0:11.10)	0:11.59 [3] (0:11.59)							
Average Speed [km/h]	52.0	66.4	64.6	62.5	64.8	62.2							
Top Speed [km/h]	66.1	67.5	67.4	63.8	65.6	64.9							
Avg. Dist. to Rail [m]	5.4	2.1	1.6	0.6	1.8	4.6							
Avg. Stride Freq. [Hz]	2.3	2.4	2.4	2.3	2.4	2.4							
Avg. Stride Length [m]	6.2	7.5	7.3	7.2	7.2	7.2							





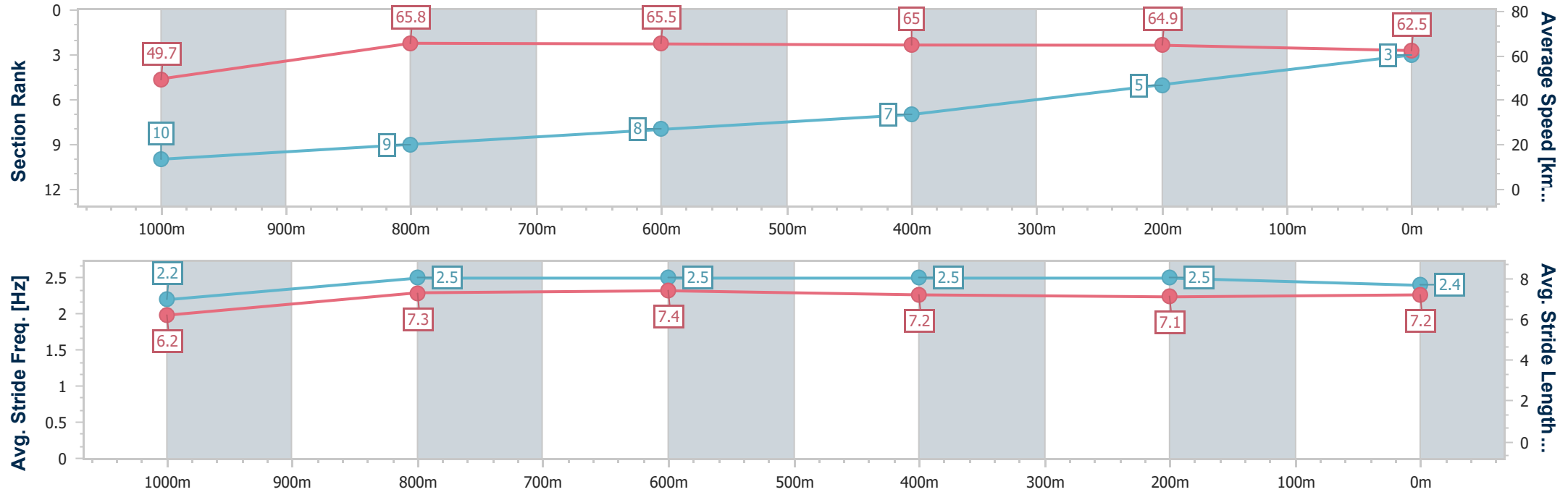
Horse/Jockey Name	Cabalo Escuro
Final Rank	3
Fastest Section Time (Section)	0:11.01 (1000m)
Top Speed [km/h] (Section)	66.6 (1000m)
Race State	Finished



Mackay QLD Professional
Race 7: LADBROKES ODDS SURGE OPEN Handicap - 1200m
01 May 2025 - 16:27
Track Rating: Good 4, Weather: Fine, Rail Position: +2m 1100m-
W/Post; True Remainder



Section	Overall	1000m	800m	600m	400m	200m							
Section Times	1:10.48 [3] (0:14.56)	0:55.92 [10] (0:11.01)	0:44.91 [9] (0:11.02)	0:33.89 [8] (0:11.23)	0:22.66 [7] (0:11.16)	0:11.50 [5] (0:11.50)							
Average Speed [km/h]	49.7	65.8	65.5	65.0	64.9	62.5							
Top Speed [km/h]	64.6	66.6	66.5	66.5	66.2	65.0							
Avg. Dist. to Rail [m]	5.9	2.0	1.2	1.5	5.2	6.7							
Avg. Stride Freq. [Hz]	2.2	2.5	2.5	2.5	2.5	2.4							
Avg. Stride Length [m]	6.2	7.3	7.4	7.2	7.1	7.2							





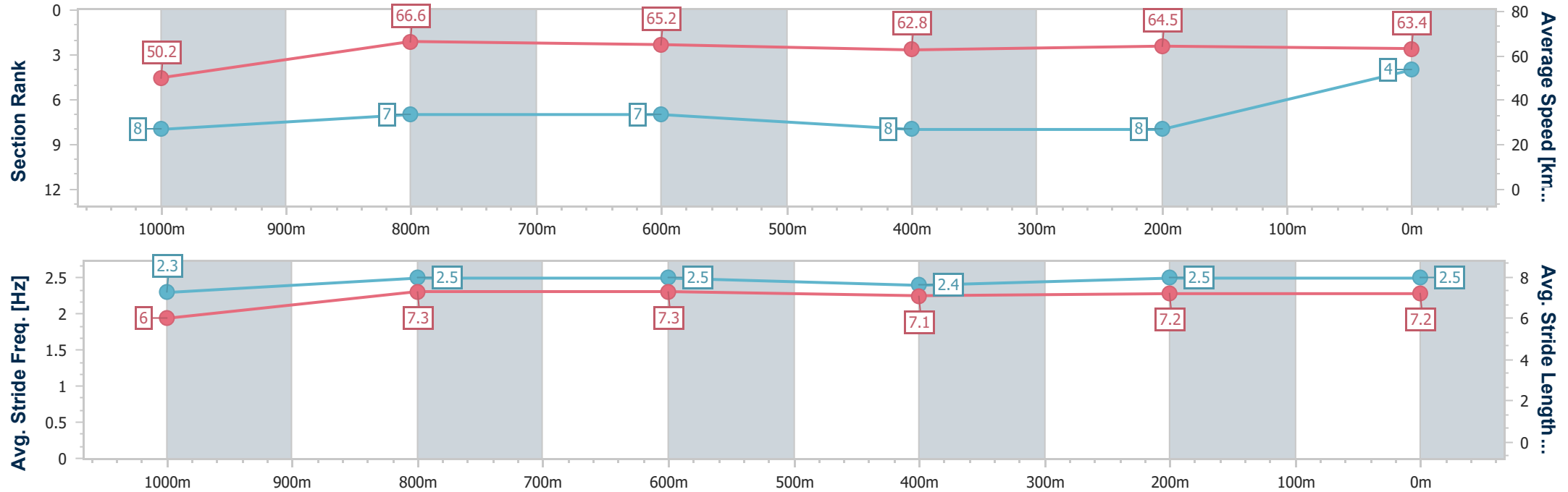
Horse/Jockey Name	Brad
Final Rank	4
Fastest Section Time (Section)	0:10.91 (1000m)
Top Speed [km/h] (Section)	66.7 (1000m)
Race State	Finished



Mackay QLD Professional
Race 7: LADBROKES ODDS SURGE OPEN Handicap - 1200m
01 May 2025 - 16:27
Track Rating: Good 4, Weather: Fine, Rail Position: +2m 1100m-
W/Post; True Remainder



Section	Overall	1000m	800m	600m	400m	200m							
Section Times	1:10.50 [4] (0:14.40)	0:56.10 [8] (0:10.91)	0:45.19 [7] (0:11.09)	0:34.10 [7] (0:11.55)	0:22.55 [8] (0:11.20)	0:11.35 [8] (0:11.35)							
Average Speed [km/h]	50.2	66.6	65.2	62.8	64.5	63.4							
Top Speed [km/h]	65.5	66.7	65.8	64.3	64.9	64.9							
Avg. Dist. to Rail [m]	4.3	1.5	1.9	1.1	3.7	7.6							
Avg. Stride Freq. [Hz]	2.3	2.5	2.5	2.4	2.5	2.5							
Avg. Stride Length [m]	6.0	7.3	7.3	7.1	7.2	7.2							





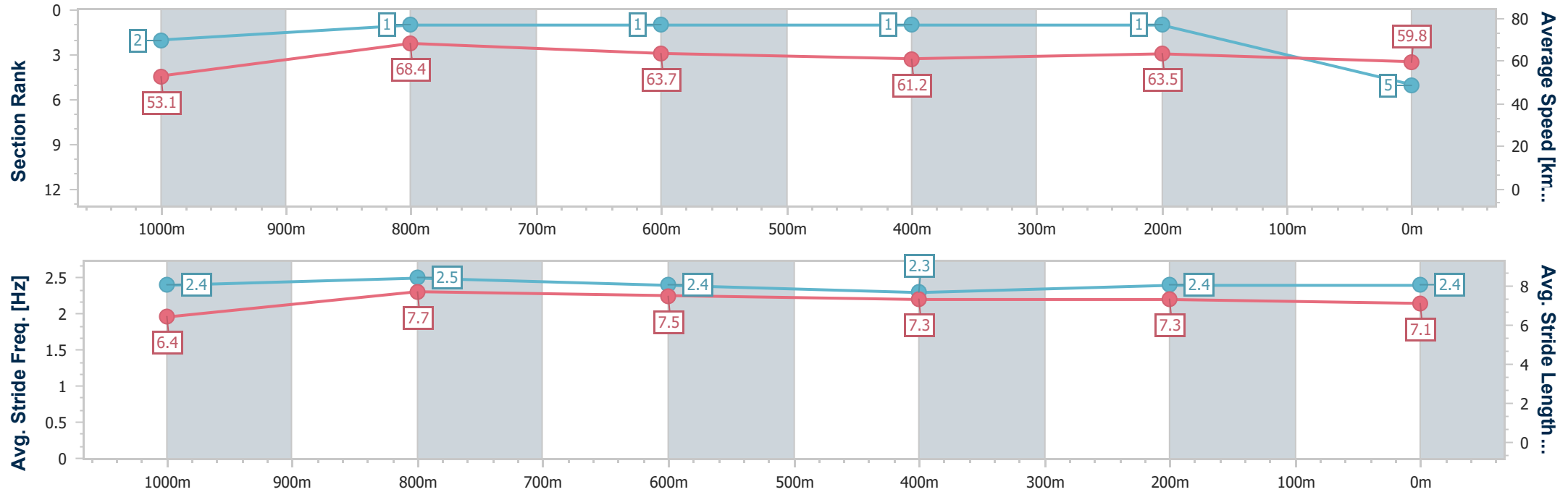
Horse/Jockey Name	Sunnycoast
Final Rank	5
Fastest Section Time (Section)	0:10.56 (1000m)
Top Speed [km/h] (Section)	69.9 (1000m)
Race State	Finished



Mackay QLD Professional
Race 7: LADBROKES ODDS SURGE OPEN Handicap - 1200m
01 May 2025 - 16:27
Track Rating: Good 4, Weather: Fine, Rail Position: +2m 1100m-
W/Post; True Remainder



Section	Overall	1000m	800m	600m	400m	200m							
Section Times	1:10.52 [5] (0:13.59)	0:56.93 [2] (0:10.56)	0:46.37 [1] (0:11.29)	0:35.08 [1] (0:11.70)	0:23.38 [1] (0:11.37)	0:12.01 [1] (0:12.01)							
Average Speed [km/h]	53.1	68.4	63.7	61.2	63.5	59.8							
Top Speed [km/h]	69.7	69.9	66.3	63.2	64.5	63.4							
Avg. Dist. to Rail [m]	2.8	1.5	0.4	0.7	0.3	0.5							
Avg. Stride Freq. [Hz]	2.4	2.5	2.4	2.3	2.4	2.4							
Avg. Stride Length [m]	6.4	7.7	7.5	7.3	7.3	7.1							





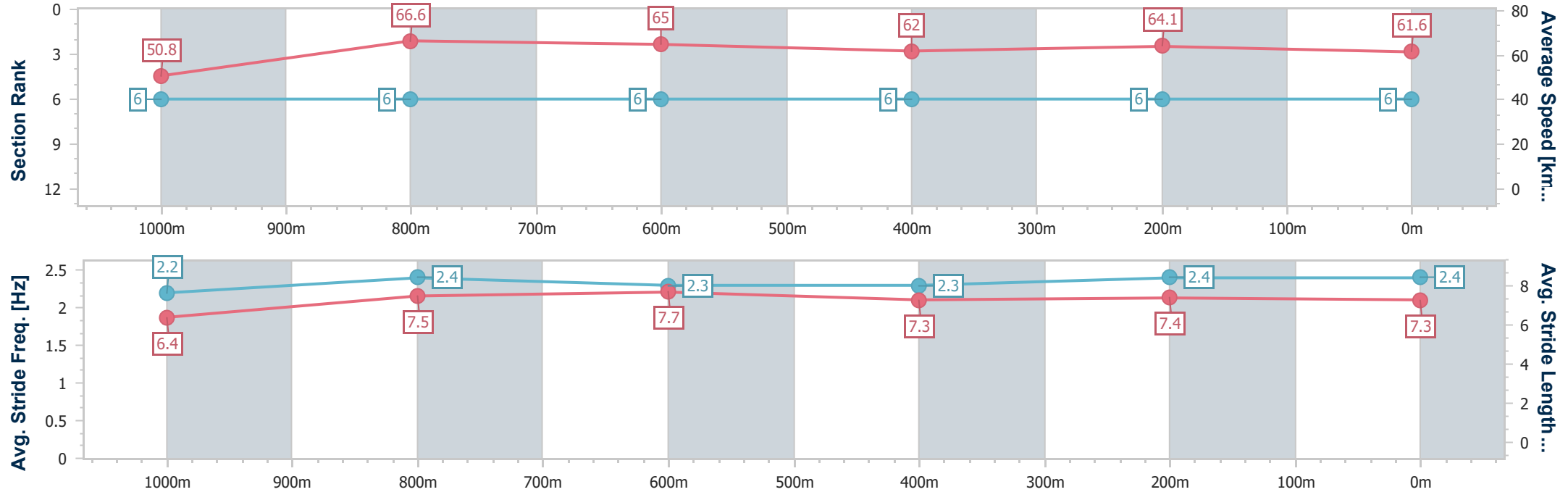
Horse/Jockey Name	Major Artie
Final Rank	6
Fastest Section Time (Section)	0:10.87 (1000m)
Top Speed [km/h] (Section)	67.0 (1000m)
Race State	Finished



Mackay QLD Professional
Race 7: LADBROKES ODDS SURGE OPEN Handicap - 1200m
01 May 2025 - 16:27
Track Rating: Good 4, Weather: Fine, Rail Position: +2m 1100m-
W/Post; True Remainder



Section	Overall	1000m	800m	600m	400m	200m							
Section Times	1:10.69 [6] (0:14.20)	0:56.49 [6] (0:10.87)	0:45.62 [6] (0:11.13)	0:34.49 [6] (0:11.55)	0:22.94 [6] (0:11.24)	0:11.70 [6] (0:11.70)							
Average Speed [km/h]	50.8	66.6	65.0	62.0	64.1	61.6							
Top Speed [km/h]	65.9	67.0	66.1	63.0	65.3	64.4							
Avg. Dist. to Rail [m]	1.8	1.3	1.1	0.3	1.6	3.1							
Avg. Stride Freq. [Hz]	2.2	2.4	2.3	2.3	2.4	2.4							
Avg. Stride Length [m]	6.4	7.5	7.7	7.3	7.4	7.3							





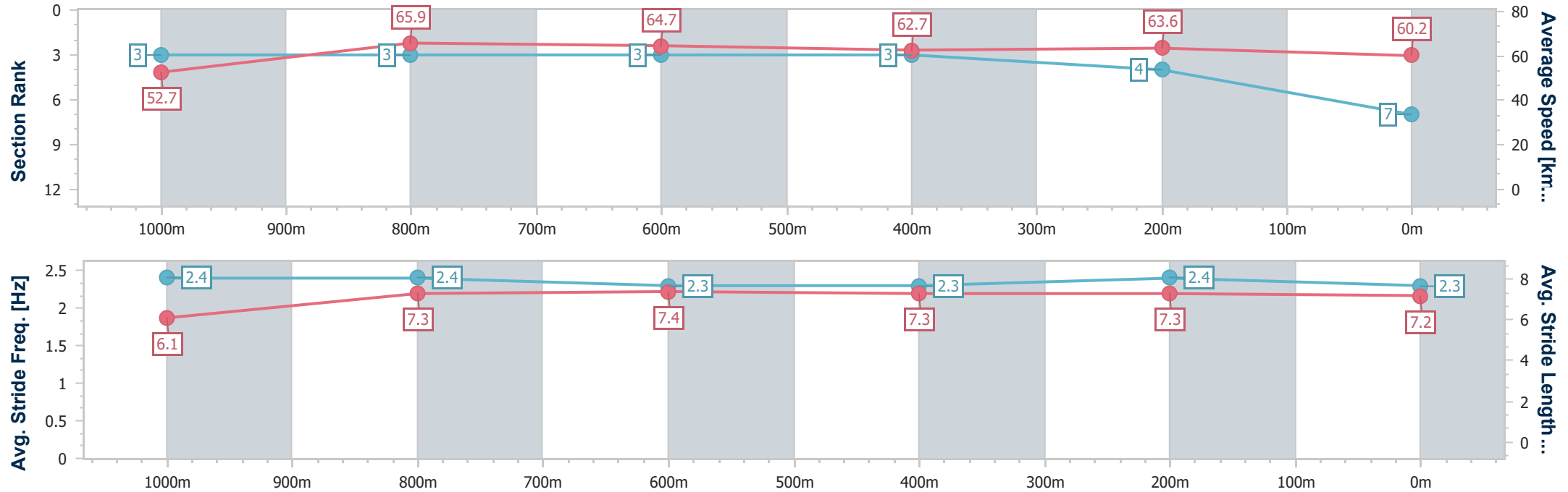
Horse/Jockey Name	For Valour
Final Rank	7
Fastest Section Time (Section)	0:10.96 (1000m)
Top Speed [km/h] (Section)	66.9 (1000m)
Race State	Finished



Mackay QLD Professional
Race 7: LADBROKES ODDS SURGE OPEN Handicap - 1200m
01 May 2025 - 16:27
Track Rating: Good 4, Weather: Fine, Rail Position: +2m 1100m-
W/Post; True Remainder



Section	Overall	1000m	800m	600m	400m	200m							
Section Times	1:10.77 [7] (0:13.69)	0:57.08 [3] (0:10.96)	0:46.12 [3] (0:11.15)	0:34.97 [3] (0:11.61)	0:23.36 [3] (0:11.41)	0:11.95 [4] (0:11.95)							
Average Speed [km/h]	52.7	65.9	64.7	62.7	63.6	60.2							
Top Speed [km/h]	65.8	66.9	65.4	63.6	64.9	62.6							
Avg. Dist. to Rail [m]	2.2	1.9	1.3	1.1	5.1	6.1							
Avg. Stride Freq. [Hz]	2.4	2.4	2.3	2.3	2.4	2.3							
Avg. Stride Length [m]	6.1	7.3	7.4	7.3	7.3	7.2							





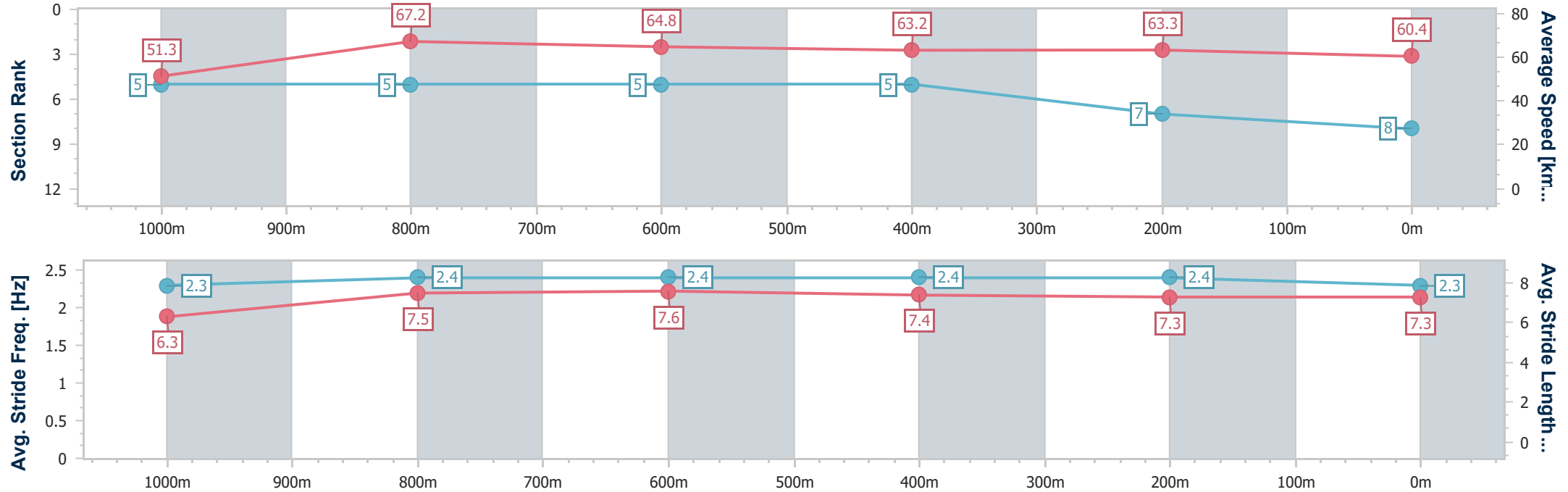
Horse/Jockey Name	Grand de Lago
Final Rank	8
Fastest Section Time (Section)	0:10.80 (1000m)
Top Speed [km/h] (Section)	67.8 (1000m)
Race State	Finished



Mackay QLD Professional
Race 7: LADBROKES ODDS SURGE OPEN Handicap - 1200m
01 May 2025 - 16:27
Track Rating: Good 4, Weather: Fine, Rail Position: +2m 1100m-
W/Post; True Remainder



Section	Overall	1000m	800m	600m	400m	200m							
Section Times	1:10.95 [8] (0:14.07)	0:56.88 [5] (0:10.80)	0:46.08 [5] (0:11.16)	0:34.92 [5] (0:11.60)	0:23.32 [5] (0:11.39)	0:11.93 [7] (0:11.93)							
Average Speed [km/h]	51.3	67.2	64.8	63.2	63.3	60.4							
Top Speed [km/h]	66.9	67.8	67.7	64.0	65.2	63.1							
Avg. Dist. to Rail [m]	4.3	2.6	2.5	2.1	3.9	5.6							
Avg. Stride Freq. [Hz]	2.3	2.4	2.4	2.4	2.4	2.3							
Avg. Stride Length [m]	6.3	7.5	7.6	7.4	7.3	7.3							





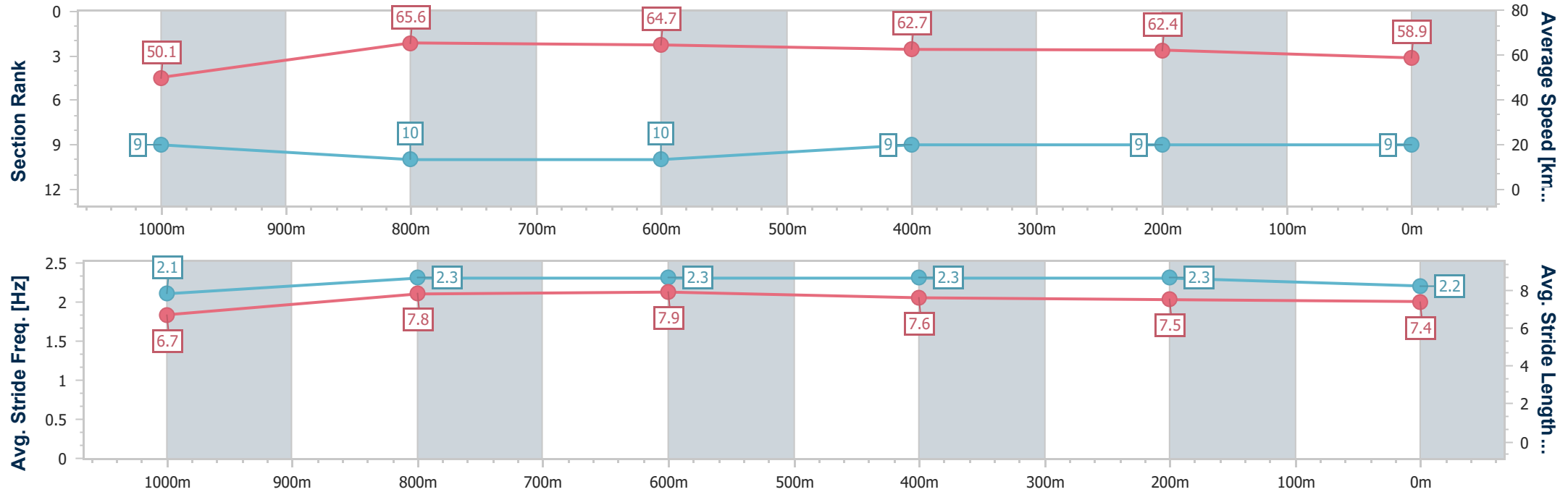
Horse/Jockey Name	Sir Rocket
Final Rank	9
Fastest Section Time (Section)	0:11.13 (1000m)
Top Speed [km/h] (Section)	66.2 (1000m)
Race State	Finished



Mackay QLD Professional
Race 7: LADBROKES ODDS SURGE OPEN Handicap - 1200m
01 May 2025 - 16:27
Track Rating: Good 4, Weather: Fine, Rail Position: +2m 1100m-
W/Post; True Remainder



Section	Overall	1000m	800m	600m	400m	200m							
Section Times	1:11.94 [9] (0:14.53)	0:57.41 [9] (0:11.13)	0:46.28 [10] (0:11.16)	0:35.12 [10] (0:11.40)	0:23.72 [9] (0:11.48)	0:12.24 [9] (0:12.24)							
Average Speed [km/h]	50.1	65.6	64.7	62.7	62.4	58.9							
Top Speed [km/h]	64.3	66.2	65.9	63.3	63.3	61.1							
Avg. Dist. to Rail [m]	7.5	3.4	1.5	0.9	1.0	0.5							
Avg. Stride Freq. [Hz]	2.1	2.3	2.3	2.3	2.3	2.2							
Avg. Stride Length [m]	6.7	7.8	7.9	7.6	7.5	7.4							





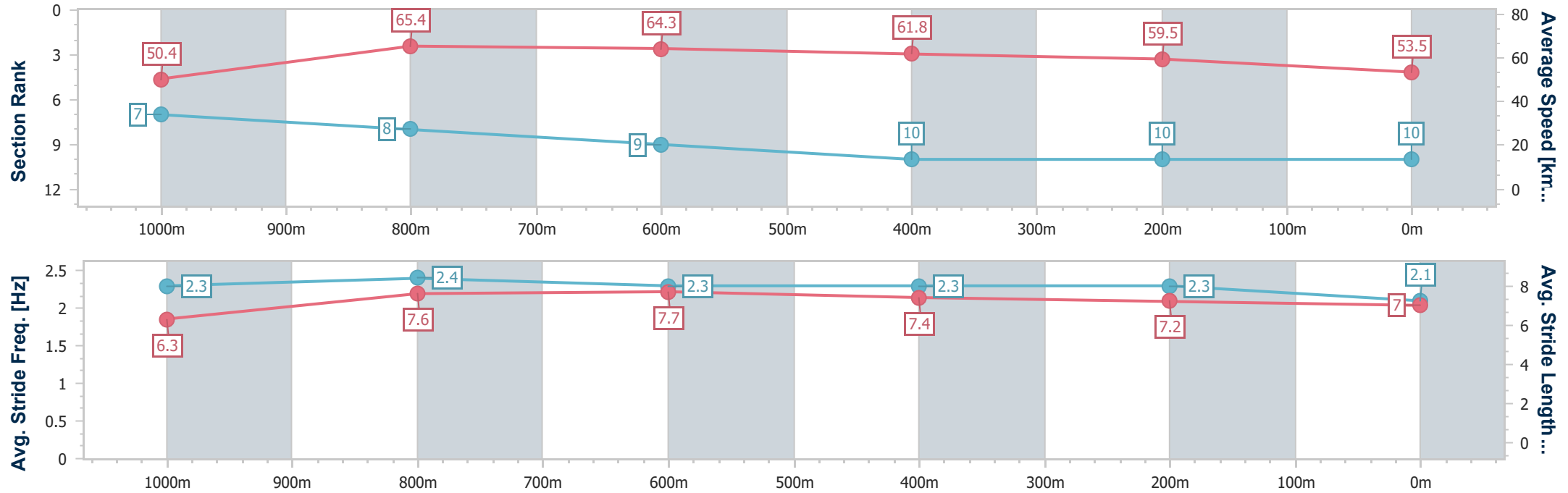
Horse/Jockey Name	Stampe
Final Rank	10
Fastest Section Time (Section)	0:11.06 (1000m)
Top Speed [km/h] (Section)	67.5 (1000m)
Race State	Finished



Mackay QLD Professional
Race 7: LADBROKES ODDS SURGE OPEN Handicap - 1200m
01 May 2025 - 16:27
Track Rating: Good 4, Weather: Fine, Rail Position: +2m 1100m-
W/Post; True Remainder



Section	Overall	1000m	800m	600m	400m	200m							
Section Times	1:13.99 [10] (0:14.39)	0:59.60 [7] (0:11.06)	0:48.54 [8] (0:11.20)	0:37.34 [9] (0:11.74)	0:25.60 [10] (0:12.17)	0:13.43 [10] (0:13.43)							
Average Speed [km/h]	50.4	65.4	64.3	61.8	59.5	53.5							
Top Speed [km/h]	65.1	67.5	66.6	64.4	61.0	57.0							
Avg. Dist. to Rail [m]	6.0	1.5	0.6	1.2	4.1	4.6							
Avg. Stride Freq. [Hz]	2.3	2.4	2.3	2.3	2.3	2.1							
Avg. Stride Length [m]	6.3	7.6	7.7	7.4	7.2	7.0							





Mackay QLD Professional
Race 8: RACING AGAIN THURSDAY 8TH MAY RATINGS BAND 0 - 55
Handicap - 1100m
01 May 2025 - 17:07



Track Rating: Good 4, Weather: Fine, Rail Position: +2m 1100m-W/Post; True Remainder

Section						Overall	1000m	800m	600m	400m	200m	Last 600m		
Field Times						1:04.04 (0:08.16)	0:55.88 (0:10.91)	0:44.97 (0:10.77)	0:34.20 (0:11.35)	0:22.85 (0:11.24)	0:11.61 (0:11.61)	0:34.20		
Rank	TAB	Horse/Jockey	Barrier	Top Speed [km/h]	Fastest Section							Margin	Distance Travelled [m]	
1	1	UNIVERSAL HARMONY	9	68.9	0:08.16	1:04.04 [1]	0:55.88 [1]	0:44.97 [1]	0:34.20 [1]	0:22.85 [1]	0:11.61 [1]	1:04.04	0:34.20	
		Chris McIver		1000m	Overall	(0:08.16)	(0:10.91)	(0:10.77)	(0:11.35)	(0:11.24)	(0:11.61)			
2	3	DETERMINATION	3	68.2	0:08.56	1:04.29 [2]	0:55.73 [8]	0:44.71 [7]	0:33.86 [6]	0:22.48 [5]	0:11.35 [2]	1.45L	0:33.86	+1
		Ryan Wiggins		1000m	Overall	(0:08.56)	(0:11.02)	(0:10.85)	(0:11.38)	(0:11.13)	(0:11.35)			
3	2	SENSATIONABULL	1	67.3	0:08.21	1:04.90 [3]	0:56.69 [2]	0:45.45 [5]	0:34.67 [4]	0:23.19 [4]	0:11.84 [3]	5.04L	0:34.67	-5
		Jason Taylor		800m	Overall	(0:08.21)	(0:11.24)	(0:10.78)	(0:11.48)	(0:11.35)	(0:11.84)			
4	4	ME TIME	10	66.5	0:08.36	1:05.03 [4]	0:56.67 [5]	0:45.55 [6]	0:34.45 [8]	0:23.04 [7]	0:11.74 [6]	5.85L	0:34.45	+14
		Tahlia Fenlon		800m	Overall	(0:08.36)	(0:11.12)	(0:11.10)	(0:11.41)	(0:11.30)	(0:11.74)			
5	6	MISS DE BOOM	5	67.4	0:08.43	1:05.05 [5]	0:56.62 [7]	0:45.45 [8]	0:34.53 [7]	0:22.99 [8]	0:11.61 [8]	5.96L	0:34.53	+0
		McKenzie Apel		1000m	Overall	(0:08.43)	(0:11.17)	(0:10.92)	(0:11.54)	(0:11.38)	(0:11.61)			
6	12	RED BEAUTY	2	67.9	0:08.32	1:05.07 [6]	0:56.75 [3]	0:45.87 [3]	0:34.98 [3]	0:23.44 [3]	0:11.98 [4]	6.05L	0:34.98	+5
		Jackson Murphy		1000m	Overall	(0:08.32)	(0:10.88)	(0:10.89)	(0:11.54)	(0:11.46)	(0:11.98)			
7	7	TORQUE OF DREAMS	6	66.5	0:08.86	1:05.35 [7]	0:56.49 [9]	0:45.36 [9]	0:34.30 [9]	0:22.95 [9]	0:11.60 [9]	7.71L	0:34.30	+2
		Leah Martyn		1000m	Overall	(0:08.86)	(0:11.13)	(0:11.06)	(0:11.35)	(0:11.35)	(0:11.60)			
8	9	ISSHEGREY	7	67.3	0:08.41	1:05.67 [8]	0:57.26 [6]	0:46.24 [4]	0:35.34 [5]	0:23.85 [6]	0:12.30 [7]	9.58L	0:35.34	+8
		Olivia Kendal		1000m	Overall	(0:08.41)	(0:11.02)	(0:10.90)	(0:11.49)	(0:11.55)	(0:12.30)			
9	13	BETTER ACRES	8	68.7	0:08.35	1:05.71 [9]	0:57.36 [4]	0:46.55 [2]	0:35.64 [2]	0:24.24 [2]	0:12.52 [5]	9.83L	0:35.64	+3
		Adam Sewell		1000m	Overall	(0:08.35)	(0:10.81)	(0:10.91)	(0:11.40)	(0:11.72)	(0:12.52)			
10	5	ENCROACHMENT	4	66.4	0:09.00	1:06.82 [10]	0:57.82 [10]	0:46.61 [10]	0:35.57 [10]	0:24.04 [10]	0:12.31 [10]	16.33L	0:35.57	-1
		Jaimee-Lee Devine		800m	Overall	(0:09.00)	(0:11.21)	(0:11.04)	(0:11.53)	(0:11.73)	(0:12.31)			

Scratched: Well Rested (#11), Tsunami Force (#8), Tennagain (#10)

Report Created: Thu 1 May 2025 17:24 GMT+10 (Note: Timing is based on position data)

Page 1/11

[] Ranking at each section and finish
-:-:- No data available at this section
NA No data available
SCN Saddle cloth number
DNF Did not finish
DNT Did not track

data processed by TRIPLESDATA



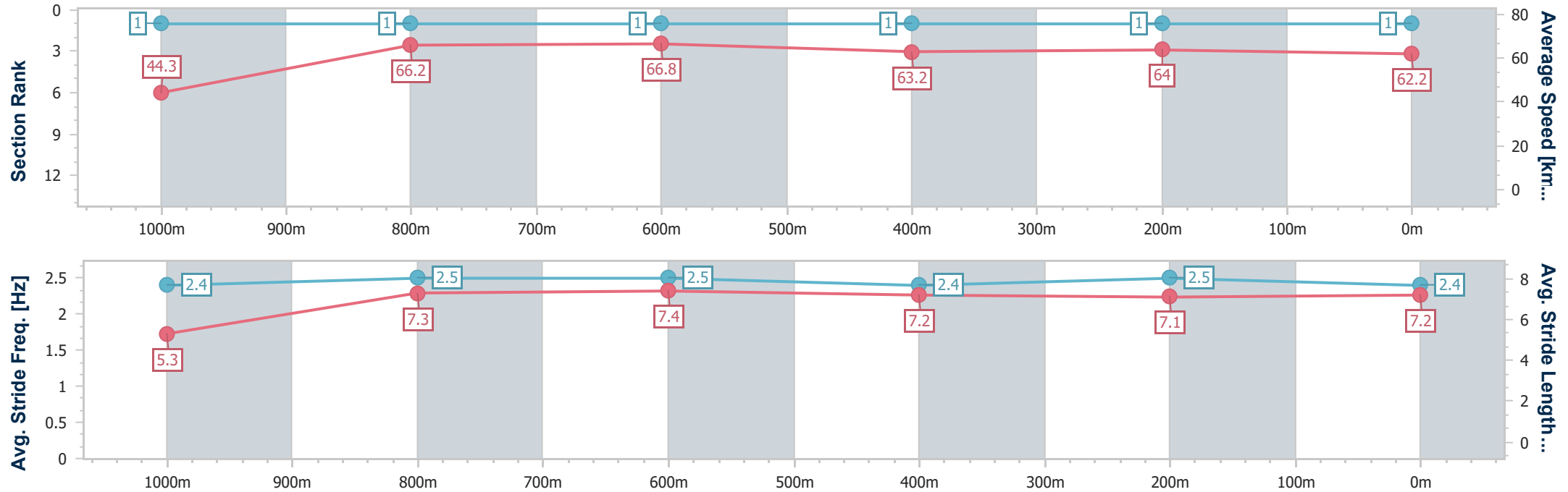
Horse/Jockey Name	Universal Harmony
Final Rank	1
Fastest Section Time (Section)	0:08.16 (Overall)
Top Speed [km/h] (Section)	68.9 (1000m)
Race State	Finished



Mackay QLD Professional
Race 8: RACING AGAIN THURSDAY 8TH MAY RATINGS BAND
0 - 55 Handicap - 1100m
01 May 2025 - 17:07
Track Rating: Good 4, Weather: Fine, Rail Position: +2m 1100m-
W/Post; True Remainder



Section	Overall	1000m	800m	600m	400m	200m								
Section Times	1:04.04 [1] (0:08.16)	0:55.88 [1] (0:10.91)	0:44.97 [1] (0:10.77)	0:34.20 [1] (0:11.35)	0:22.85 [1] (0:11.24)	0:11.61 [1] (0:11.61)								
Average Speed [km/h]	44.3	66.2	66.8	63.2	64.0	62.2								
Top Speed [km/h]	64.3	68.9	68.8	65.1	65.3	64.7								
Avg. Dist. to Rail [m]	7.2	1.2	0.6	0.7	1.7	4.2								
Avg. Stride Freq. [Hz]	2.4	2.5	2.5	2.4	2.5	2.4								
Avg. Stride Length [m]	5.3	7.3	7.4	7.2	7.1	7.2								



[] Ranking at each section and finish
-.-.- No data available at this section
NA No data available



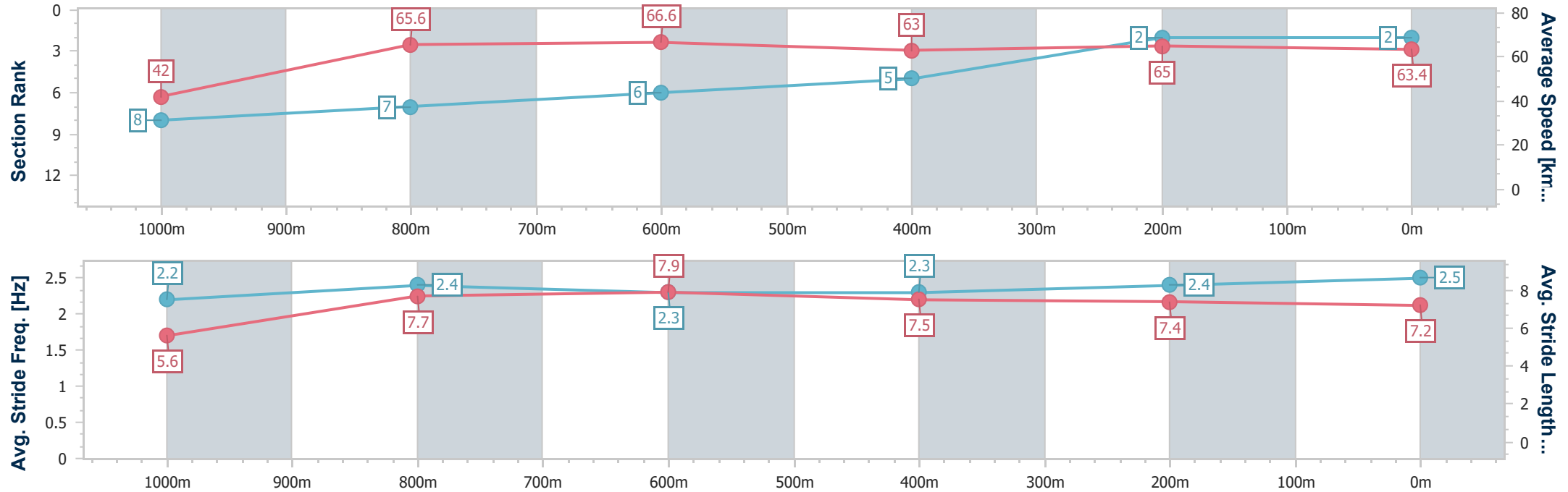
Horse/Jockey Name	Determination
Final Rank	2
Fastest Section Time (Section)	0:08.56 (Overall)
Top Speed [km/h] (Section)	68.2 (1000m)
Race State	Finished



Mackay QLD Professional
Race 8: RACING AGAIN THURSDAY 8TH MAY RATINGS BAND
0 - 55 Handicap - 1100m
01 May 2025 - 17:07
Track Rating: Good 4, Weather: Fine, Rail Position: +2m 1100m-
W/Post; True Remainder



Section	Overall	1000m	800m	600m	400m	200m								
Section Times	1:04.29 [2] (0:08.56)	0:55.73 [8] (0:11.02)	0:44.71 [7] (0:10.85)	0:33.86 [6] (0:11.38)	0:22.48 [5] (0:11.13)	0:11.35 [2] (0:11.35)								
Average Speed [km/h]	42.0	65.6	66.6	63.0	65.0	63.4								
Top Speed [km/h]	62.9	68.2	67.3	65.6	66.1	66.0								
Avg. Dist. to Rail [m]	2.9	1.4	0.5	0.4	3.2	4.0								
Avg. Stride Freq. [Hz]	2.2	2.4	2.3	2.3	2.4	2.5								
Avg. Stride Length [m]	5.6	7.7	7.9	7.5	7.4	7.2								





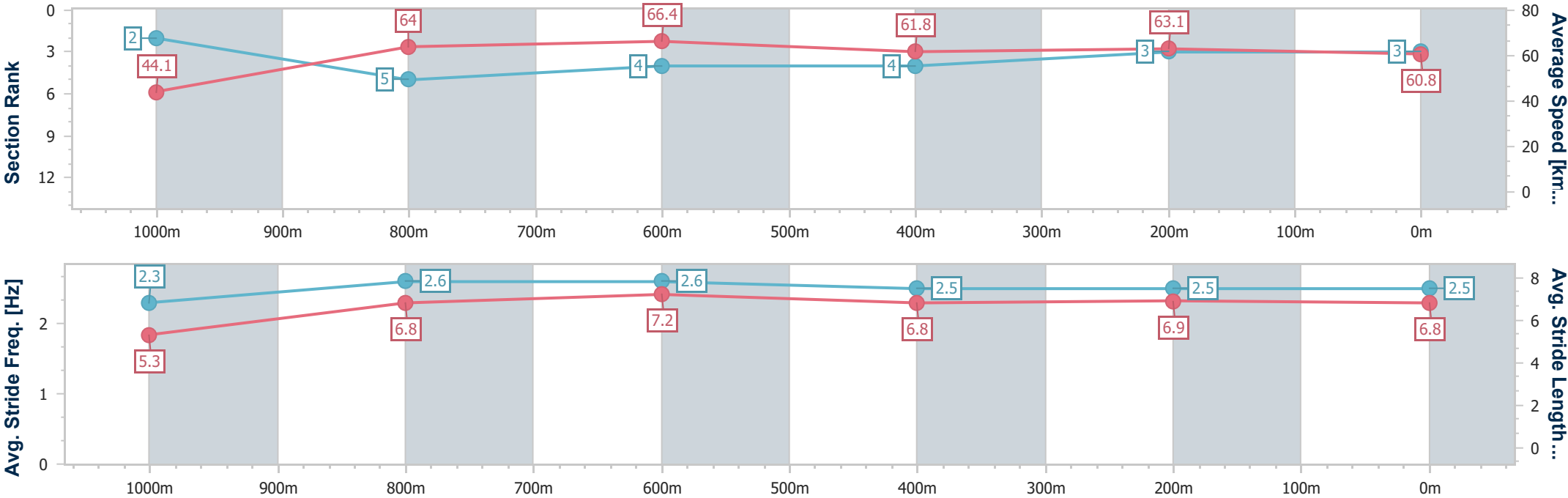
Horse/Jockey Name	Sensationabull
Final Rank	3
Fastest Section Time (Section)	0:08.21 (Overall)
Top Speed [km/h] (Section)	67.3 (800m)
Race State	Finished



Mackay QLD Professional
Race 8: RACING AGAIN THURSDAY 8TH MAY RATINGS BAND
0 - 55 Handicap - 1100m
01 May 2025 - 17:07
Track Rating: Good 4, Weather: Fine, Rail Position: +2m 1100m-
W/Post; True Remainder



Section	Overall	1000m	800m	600m	400m	200m								
Section Times	1:04.90 [3] (0:08.21)	0:56.69 [2] (0:11.24)	0:45.45 [5] (0:10.78)	0:34.67 [4] (0:11.48)	0:23.19 [4] (0:11.35)	0:11.84 [3] (0:11.84)								
Average Speed [km/h]	44.1	64.0	66.4	61.8	63.1	60.8								
Top Speed [km/h]	61.6	66.5	67.3	64.4	64.1	62.8								
Avg. Dist. to Rail [m]	1.4	0.6	0.9	2.5	1.1	2.1								
Avg. Stride Freq. [Hz]	2.3	2.6	2.6	2.5	2.5	2.5								
Avg. Stride Length [m]	5.3	6.8	7.2	6.8	6.9	6.8								





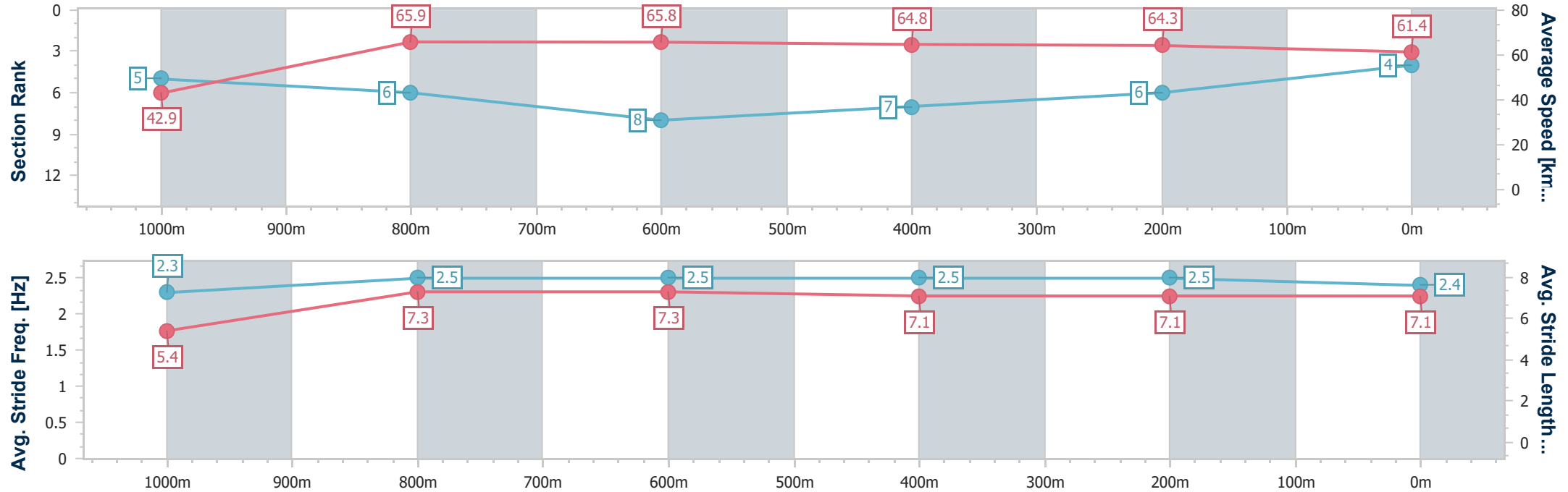
Horse/Jockey Name	Me Time
Final Rank	4
Fastest Section Time (Section)	0:08.36 (Overall)
Top Speed [km/h] (Section)	66.5 (800m)
Race State	Finished



Mackay QLD Professional
Race 8: RACING AGAIN THURSDAY 8TH MAY RATINGS BAND
0 - 55 Handicap - 1100m
01 May 2025 - 17:07
Track Rating: Good 4, Weather: Fine, Rail Position: +2m 1100m-
W/Post; True Remainder



Section	Overall	1000m	800m	600m	400m	200m							
Section Times	1:05.03 [4] (0:08.36)	0:56.67 [5] (0:11.12)	0:45.55 [6] (0:11.10)	0:34.45 [8] (0:11.41)	0:23.04 [7] (0:11.30)	0:11.74 [6] (0:11.74)							
Average Speed [km/h]	42.9	65.9	65.8	64.8	64.3	61.4							
Top Speed [km/h]	62.4	66.3	66.5	65.6	65.1	63.5							
Avg. Dist. to Rail [m]	8.7	4.6	4.5	3.7	6.0	7.6							
Avg. Stride Freq. [Hz]	2.3	2.5	2.5	2.5	2.5	2.4							
Avg. Stride Length [m]	5.4	7.3	7.3	7.1	7.1	7.1							





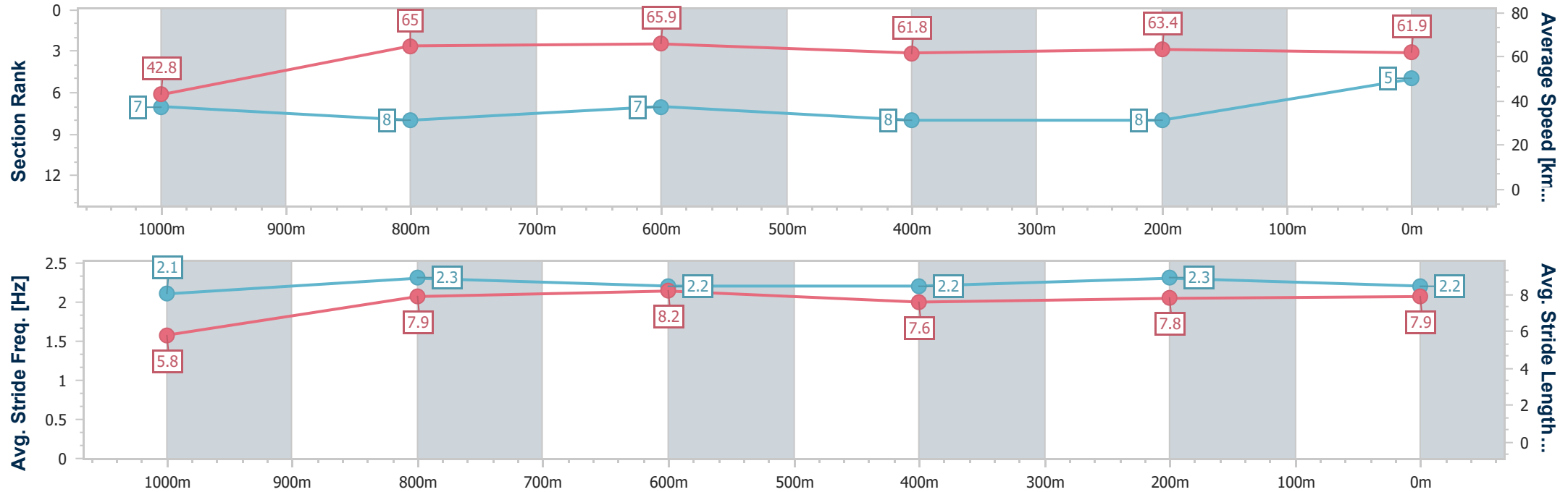
Horse/Jockey Name	Miss De Boom
Final Rank	5
Fastest Section Time (Section)	0:08.43 (Overall)
Top Speed [km/h] (Section)	67.4 (1000m)
Race State	Finished



Mackay QLD Professional
Race 8: RACING AGAIN THURSDAY 8TH MAY RATINGS BAND
0 - 55 Handicap - 1100m
01 May 2025 - 17:07
Track Rating: Good 4, Weather: Fine, Rail Position: +2m 1100m-
W/Post; True Remainder



Section	Overall	1000m	800m	600m	400m	200m								
Section Times	1:05.05 [5] (0:08.43)	0:56.62 [7] (0:11.17)	0:45.45 [8] (0:10.92)	0:34.53 [7] (0:11.54)	0:22.99 [8] (0:11.38)	0:11.61 [8] (0:11.61)								
Average Speed [km/h]	42.8	65.0	65.9	61.8	63.4	61.9								
Top Speed [km/h]	61.5	67.4	67.4	64.7	65.0	64.8								
Avg. Dist. to Rail [m]	5.2	2.8	0.9	1.3	2.0	4.8								
Avg. Stride Freq. [Hz]	2.1	2.3	2.2	2.2	2.3	2.2								
Avg. Stride Length [m]	5.8	7.9	8.2	7.6	7.8	7.9								





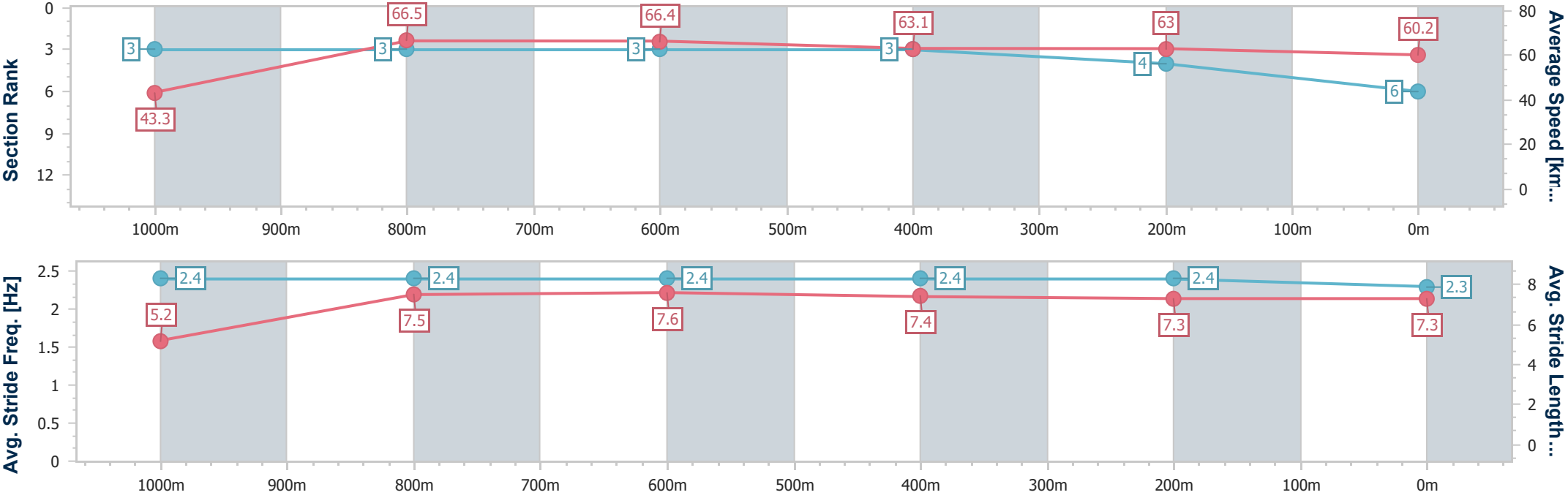
Horse/Jockey Name	Red Beauty
Final Rank	6
Fastest Section Time (Section)	0:08.32 (Overall)
Top Speed [km/h] (Section)	67.9 (1000m)
Race State	Finished



Mackay QLD Professional
Race 8: RACING AGAIN THURSDAY 8TH MAY RATINGS BAND
0 - 55 Handicap - 1100m
01 May 2025 - 17:07
Track Rating: Good 4, Weather: Fine, Rail Position: +2m 1100m-
W/Post; True Remainder



Section	Overall	1000m	800m	600m	400m	200m								
Section Times	1:05.07 [6] (0:08.32)	0:56.75 [3] (0:10.88)	0:45.87 [3] (0:10.89)	0:34.98 [3] (0:11.54)	0:23.44 [3] (0:11.46)	0:11.98 [4] (0:11.98)								
Average Speed [km/h]	43.3	66.5	66.4	63.1	63.0	60.2								
Top Speed [km/h]	63.6	67.9	67.2	64.7	64.5	62.2								
Avg. Dist. to Rail [m]	1.8	0.9	1.1	1.7	3.0	5.2								
Avg. Stride Freq. [Hz]	2.4	2.4	2.4	2.4	2.4	2.3								
Avg. Stride Length [m]	5.2	7.5	7.6	7.4	7.3	7.3								





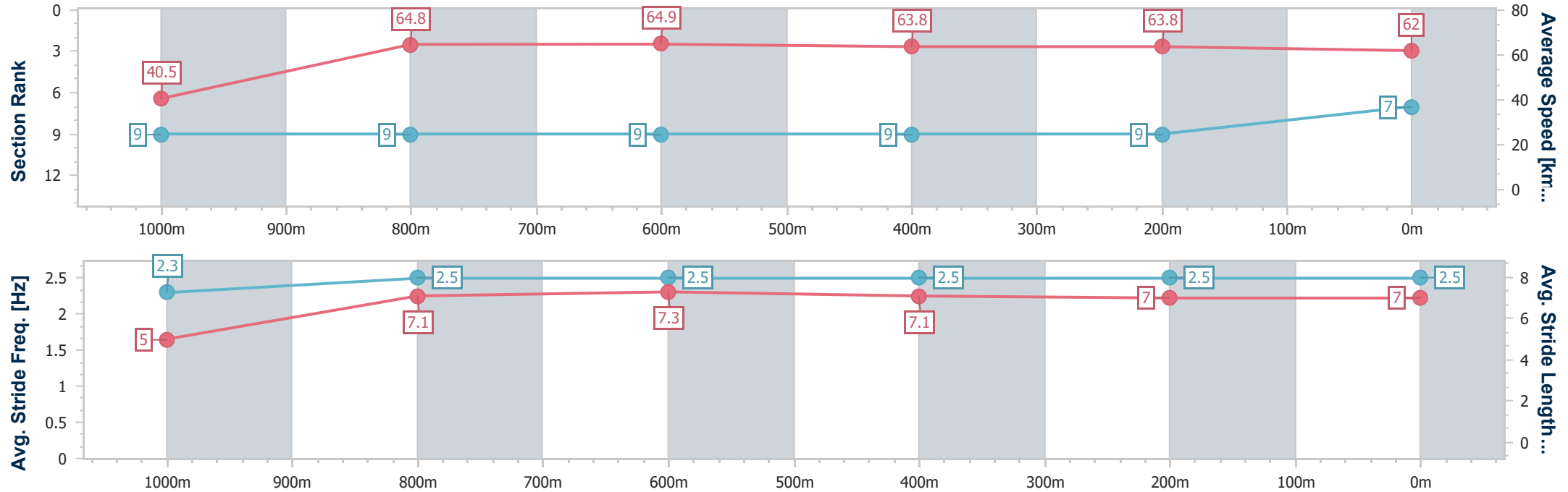
Horse/Jockey Name	Torque Of Dreams
Final Rank	7
Fastest Section Time (Section)	0:08.86 (Overall)
Top Speed [km/h] (Section)	66.5 (1000m)
Race State	Finished



Mackay QLD Professional
Race 8: RACING AGAIN THURSDAY 8TH MAY RATINGS BAND
0 - 55 Handicap - 1100m
01 May 2025 - 17:07
Track Rating: Good 4, Weather: Fine, Rail Position: +2m 1100m-
W/Post; True Remainder



Section	Overall	1000m	800m	600m	400m	200m								
Section Times	1:05.35 [7] (0:08.86)	0:56.49 [9] (0:11.13)	0:45.36 [9] (0:11.06)	0:34.30 [9] (0:11.35)	0:22.95 [9] (0:11.35)	0:11.60 [9] (0:11.60)								
Average Speed [km/h]	40.5	64.8	64.9	63.8	63.8	62.0								
Top Speed [km/h]	60.2	66.5	66.1	64.6	65.1	64.3								
Avg. Dist. to Rail [m]	4.4	0.9	0.7	1.2	2.6	1.4								
Avg. Stride Freq. [Hz]	2.3	2.5	2.5	2.5	2.5	2.5								
Avg. Stride Length [m]	5.0	7.1	7.3	7.1	7.0	7.0								





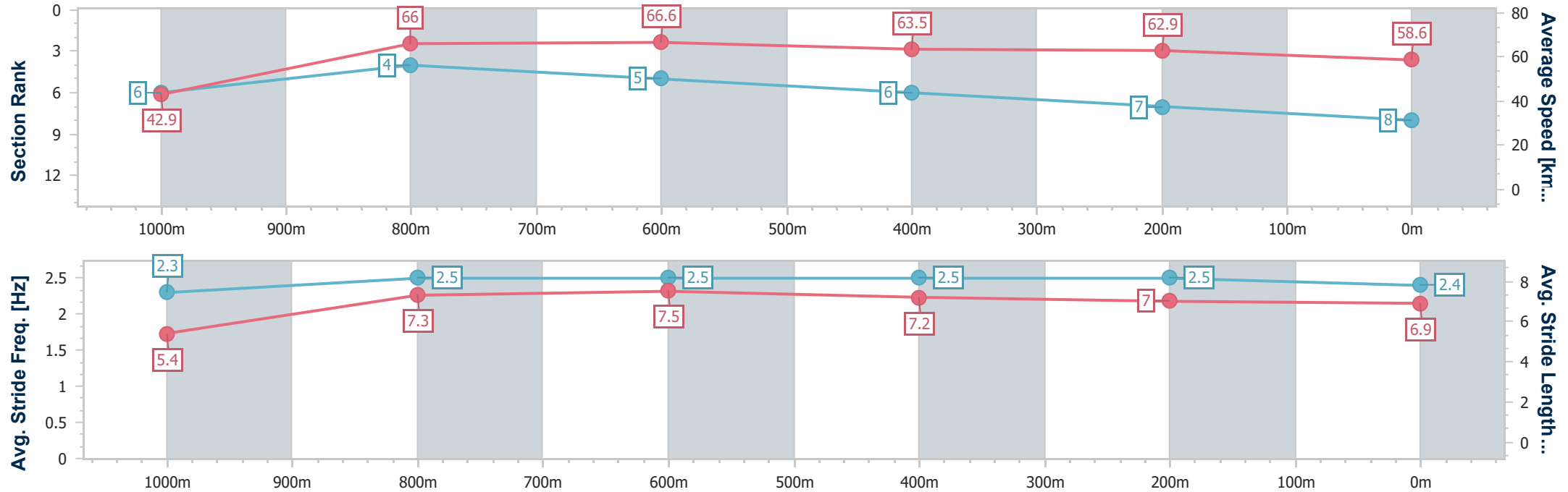
Horse/Jockey Name	Isshegrey
Final Rank	8
Fastest Section Time (Section)	0:08.41 (Overall)
Top Speed [km/h] (Section)	67.3 (1000m)
Race State	Finished



Mackay QLD Professional
Race 8: RACING AGAIN THURSDAY 8TH MAY RATINGS BAND
0 - 55 Handicap - 1100m
01 May 2025 - 17:07
Track Rating: Good 4, Weather: Fine, Rail Position: +2m 1100m-
W/Post; True Remainder



Section	Overall	1000m	800m	600m	400m	200m							
Section Times	1:05.67 [8] (0:08.41)	0:57.26 [6] (0:11.02)	0:46.24 [4] (0:10.90)	0:35.34 [5] (0:11.49)	0:23.85 [6] (0:11.55)	0:12.30 [7] (0:12.30)							
Average Speed [km/h]	42.9	66.0	66.6	63.5	62.9	58.6							
Top Speed [km/h]	64.7	67.3	66.9	64.9	63.6	63.2							
Avg. Dist. to Rail [m]	5.9	3.7	2.4	2.0	5.6	7.1							
Avg. Stride Freq. [Hz]	2.3	2.5	2.5	2.5	2.5	2.4							
Avg. Stride Length [m]	5.4	7.3	7.5	7.2	7.0	6.9							





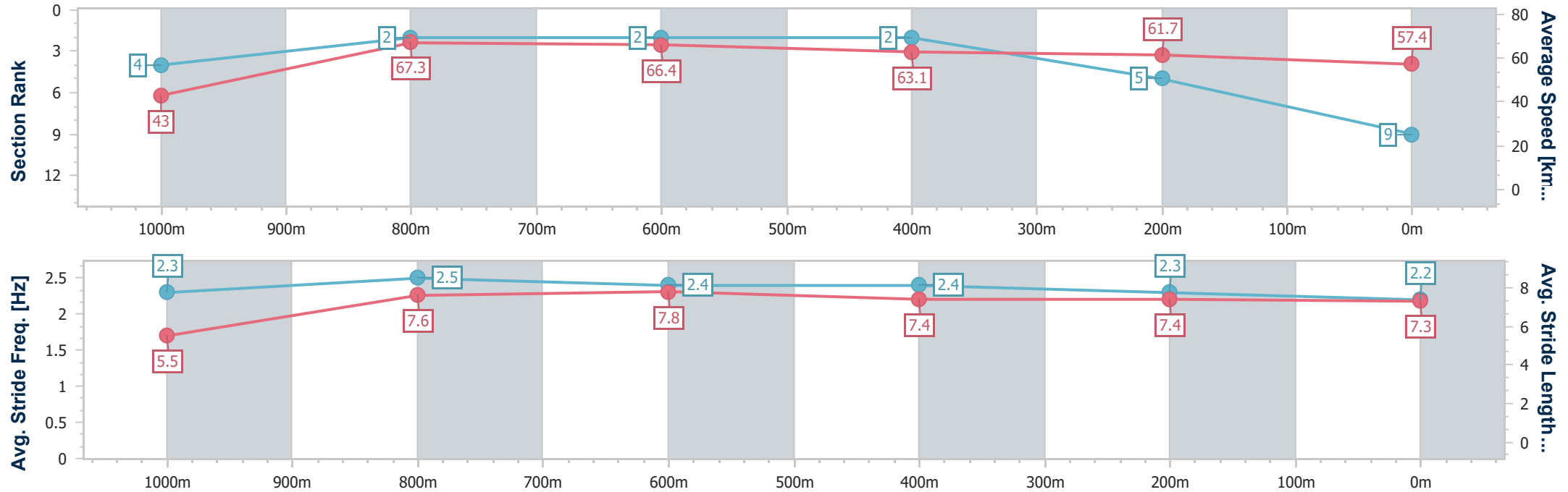
Horse/Jockey Name	Better Acres
Final Rank	9
Fastest Section Time (Section)	0:08.35 (Overall)
Top Speed [km/h] (Section)	68.7 (1000m)
Race State	Finished



Mackay QLD Professional
Race 8: RACING AGAIN THURSDAY 8TH MAY RATINGS BAND
0 - 55 Handicap - 1100m
01 May 2025 - 17:07
Track Rating: Good 4, Weather: Fine, Rail Position: +2m 1100m-
W/Post; True Remainder



Section	Overall	1000m	800m	600m	400m	200m								
Section Times	1:05.71 [9] (0:08.35)	0:57.36 [4] (0:10.81)	0:46.55 [2] (0:10.91)	0:35.64 [2] (0:11.40)	0:24.24 [2] (0:11.72)	0:12.52 [5] (0:12.52)								
Average Speed [km/h]	43.0	67.3	66.4	63.1	61.7	57.4								
Top Speed [km/h]	63.3	68.7	67.2	65.3	62.6	60.8								
Avg. Dist. to Rail [m]	6.6	3.3	1.4	0.4	2.0	3.0								
Avg. Stride Freq. [Hz]	2.3	2.5	2.4	2.4	2.3	2.2								
Avg. Stride Length [m]	5.5	7.6	7.8	7.4	7.4	7.3								





Horse/Jockey Name	Encroachment
Final Rank	10
Fastest Section Time (Section)	0:09.00 (Overall)
Top Speed [km/h] (Section)	66.4 (800m)
Race State	Finished



Mackay QLD Professional
Race 8: RACING AGAIN THURSDAY 8TH MAY RATINGS BAND
0 - 55 Handicap - 1100m
01 May 2025 - 17:07
Track Rating: Good 4, Weather: Fine, Rail Position: +2m 1100m-
W/Post; True Remainder



Section	Overall	1000m	800m	600m	400m	200m								
Section Times	1:06.82 [10] (0:09.00)	0:57.82 [10] (0:11.21)	0:46.61 [10] (0:11.04)	0:35.57 [10] (0:11.53)	0:24.04 [10] (0:11.73)	0:12.31 [10] (0:12.31)								
Average Speed [km/h]	40.2	64.2	65.3	62.0	61.4	58.4								
Top Speed [km/h]	58.8	65.9	66.4	63.9	62.7	61.6								
Avg. Dist. to Rail [m]	3.0	0.3	0.6	0.7	0.5	0.7								
Avg. Stride Freq. [Hz]	2.1	2.3	2.3	2.3	2.3	2.2								
Avg. Stride Length [m]	5.4	7.7	7.8	7.6	7.5	7.4								

