



Toowoomba QLD Professional
Race 1: QUEENSLAND ELECTRICAL SOLUTIONS BENCHMARK 62
Handicap - 1000m
03 May 2025 - 12:34



Track Rating: Good 4, Weather: Fine, Rail Position: +3m Entire

Section						Overall	800m	600m	400m	200m			Last 600m	
Field Times						0:59.45 (0:14.26)	0:45.19 (0:10.94)	0:34.25 (0:11.21)	0:23.04 (0:11.28)	0:11.76 (0:11.76)			0:34.25	
Rank	TAB	Horse/Jockey	Barrier	Top Speed [km/h]	Fastest Section								Margin	Distance Travelled [m]
1	3	BUNDELLA	1	67.6	0:10.93	0:59.45 [1]	0:45.13 [3]	0:34.20 [2]	0:23.04 [1]	0:11.76 [1]	0:59.45	0:34.20		
		Chelsea Baker		800m	800m	(0:14.32)	(0:10.93)	(0:11.16)	(0:11.28)	(0:11.76)				
2	2	RUSSIAN DIVA	5	66.4	0:11.10	0:59.68 [2]	0:45.01 [5]	0:33.91 [5]	0:22.81 [4]	0:11.58 [2]	1.3L	0:33.91	+0	
		Shania Willis		600m	800m	(0:14.67)	(0:11.10)	(0:11.10)	(0:11.23)	(0:11.58)				
3	6	ULUWATU	2	67.2	0:10.99	1:00.01 [3]	0:45.44 [4]	0:34.45 [4]	0:23.17 [3]	0:11.85 [3]	3.1L	0:34.45	+5	
		Kelsey Lenton		800m	800m	(0:14.57)	(0:10.99)	(0:11.28)	(0:11.32)	(0:11.85)				
4	1	XERRI	4	69.8	0:10.94	1:00.71 [4]	0:46.45 [1]	0:35.51 [1]	0:23.93 [2]	0:12.44 [4]	7.1L	0:35.51	+9	
		Amy Graham		Overall	800m	(0:14.26)	(0:10.94)	(0:11.58)	(0:11.49)	(0:12.44)				
5	10	BUN IN THE OVEN	3	66.9	0:11.07	1:01.03 [5]	0:46.74 [2]	0:35.67 [3]	0:24.09 [5]	0:12.34 [5]	8.9L	0:35.67	+9	
		Kenji Yoshida		800m	800m	(0:14.29)	(0:11.07)	(0:11.58)	(0:11.75)	(0:12.34)				
6	5	SEA COMMITS	6	67.4	0:11.16	1:01.23 [6]	0:46.52 [6]	0:35.36 [6]	0:24.17 [6]	0:12.46 [6]	9.9L	0:35.36	+6	
		Hannah Richardson		800m	800m	(0:14.71)	(0:11.16)	(0:11.19)	(0:11.71)	(0:12.46)				

Scratched: Beitsoo (#8), Revalene (#4), Mr Polar (#7), Zouwaler (#9)



Horse/Jockey Name	Bundella
Final Rank	1
Fastest Section Time (Section)	0:10.93 (800m)
Top Speed [km/h] (Section)	67.6 (800m)
Race State	Finished



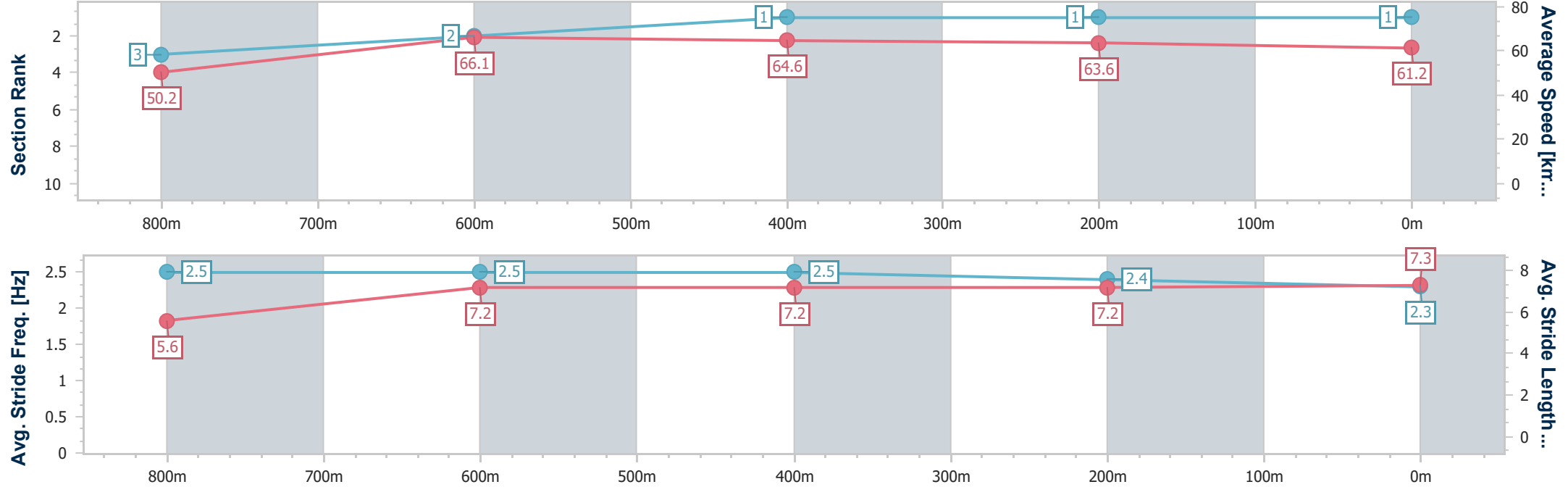
Toowoomba QLD Professional
Race 1: QUEENSLAND ELECTRICAL SOLUTIONS
BENCHMARK 62 Handicap - 1000m



03 May 2025 - 12:34

Track Rating: Good 4, Weather: Fine, Rail Position: +3m Entire

Section	Overall	800m	600m	400m	200m										
Section Times	0:59.45 [1] (0:14.32)	0:45.13 [3] (0:10.93)	0:34.20 [2] (0:11.16)	0:23.04 [1] (0:11.28)	0:11.76 [1] (0:11.76)										
Average Speed [km/h]	50.2	66.1	64.6	63.6	61.2										
Top Speed [km/h]	66.1	67.6	67.3	65.0	62.7										
Avg. Dist. to Rail [m]	2.1	1.0	0.7	0.3	1.3										
Avg. Stride Freq. [Hz]	2.5	2.5	2.5	2.4	2.3										
Avg. Stride Length [m]	5.6	7.2	7.2	7.2	7.3										





Horse/Jockey Name	Russian Diva
Final Rank	2
Fastest Section Time (Section)	0:11.10 (800m)
Top Speed [km/h] (Section)	66.4 (600m)
Race State	Finished



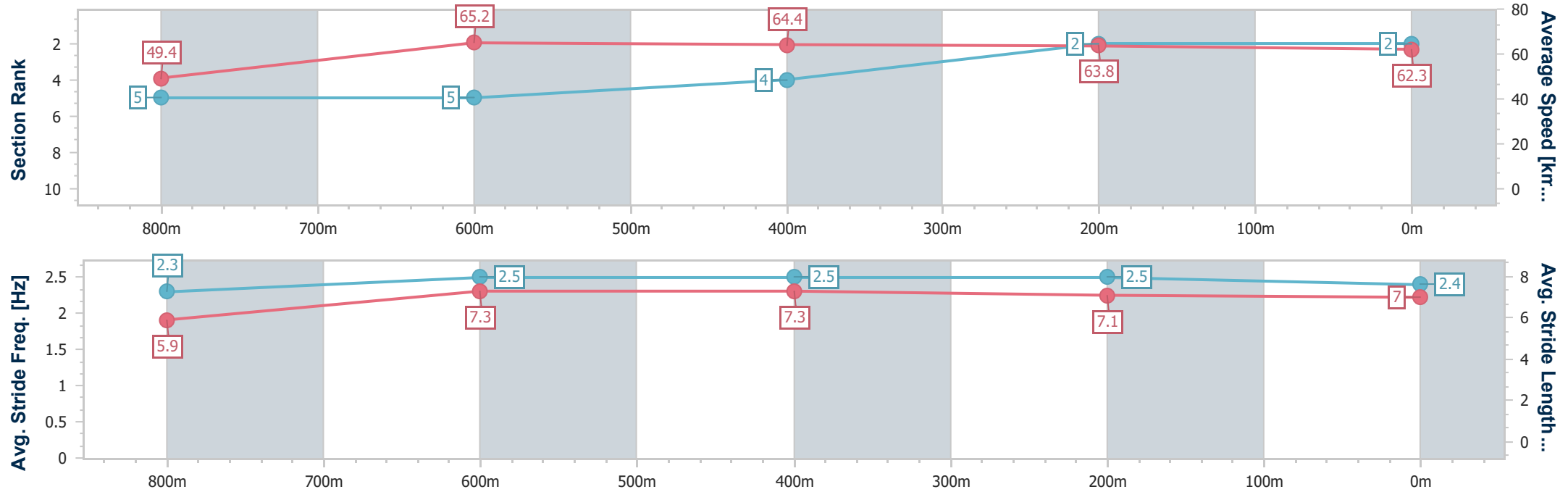
Toowoomba QLD Professional
Race 1: QUEENSLAND ELECTRICAL SOLUTIONS
BENCHMARK 62 Handicap - 1000m



03 May 2025 - 12:34

Track Rating: Good 4, Weather: Fine, Rail Position: +3m Entire

Section	Overall	800m	600m	400m	200m														
Section Times	0:59.68 [2] (0:14.67)	0:45.01 [5] (0:11.10)	0:33.91 [5] (0:11.10)	0:22.81 [4] (0:11.23)	0:11.58 [2] (0:11.58)														
Average Speed [km/h]	49.4	65.2	64.4	63.8	62.3														
Top Speed [km/h]	65.6	66.3	66.4	65.6	63.8														
Avg. Dist. to Rail [m]	4.5	1.5	1.3	1.8	5.0														
Avg. Stride Freq. [Hz]	2.3	2.5	2.5	2.5	2.4														
Avg. Stride Length [m]	5.9	7.3	7.3	7.1	7.0														



- [] Ranking at each section and finish
- .-.- No data available at this section
- NA No data available



Horse/Jockey Name	Uluwatu
Final Rank	3
Fastest Section Time (Section)	0:10.99 (800m)
Top Speed [km/h] (Section)	67.2 (800m)
Race State	Finished



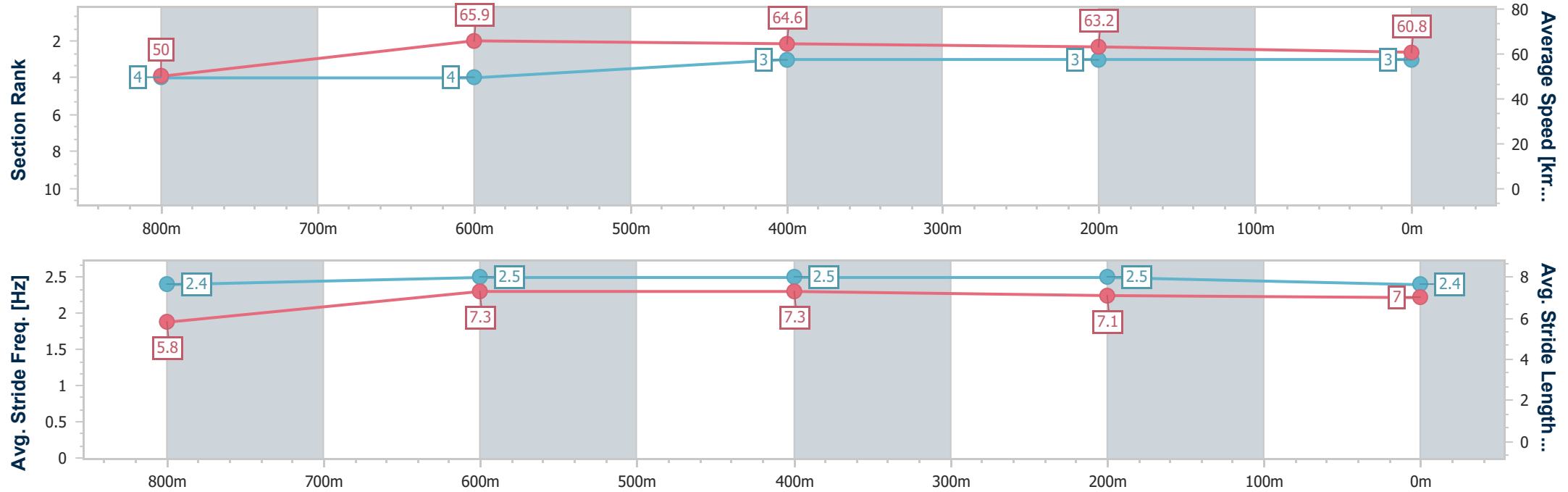
Toowoomba QLD Professional
Race 1: QUEENSLAND ELECTRICAL SOLUTIONS
BENCHMARK 62 Handicap - 1000m



03 May 2025 - 12:34

Track Rating: Good 4, Weather: Fine, Rail Position: +3m Entire

Section	Overall	800m	600m	400m	200m										
Section Times	1:00.01 [3] (0:14.57)	0:45.44 [4] (0:10.99)	0:34.45 [4] (0:11.28)	0:23.17 [3] (0:11.32)	0:11.85 [3] (0:11.85)										
Average Speed [km/h]	50.0	65.9	64.6	63.2	60.8										
Top Speed [km/h]	64.0	67.2	66.9	64.7	62.6										
Avg. Dist. to Rail [m]	4.2	2.8	1.8	1.2	0.6										
Avg. Stride Freq. [Hz]	2.4	2.5	2.5	2.5	2.4										
Avg. Stride Length [m]	5.8	7.3	7.3	7.1	7.0										



- [] Ranking at each section and finish
- .-.- No data available at this section
- NA No data available



Horse/Jockey Name	Xerri
Final Rank	4
Fastest Section Time (Section)	0:10.94 (800m)
Top Speed [km/h] (Section)	69.8 (Overall)
Race State	Finished



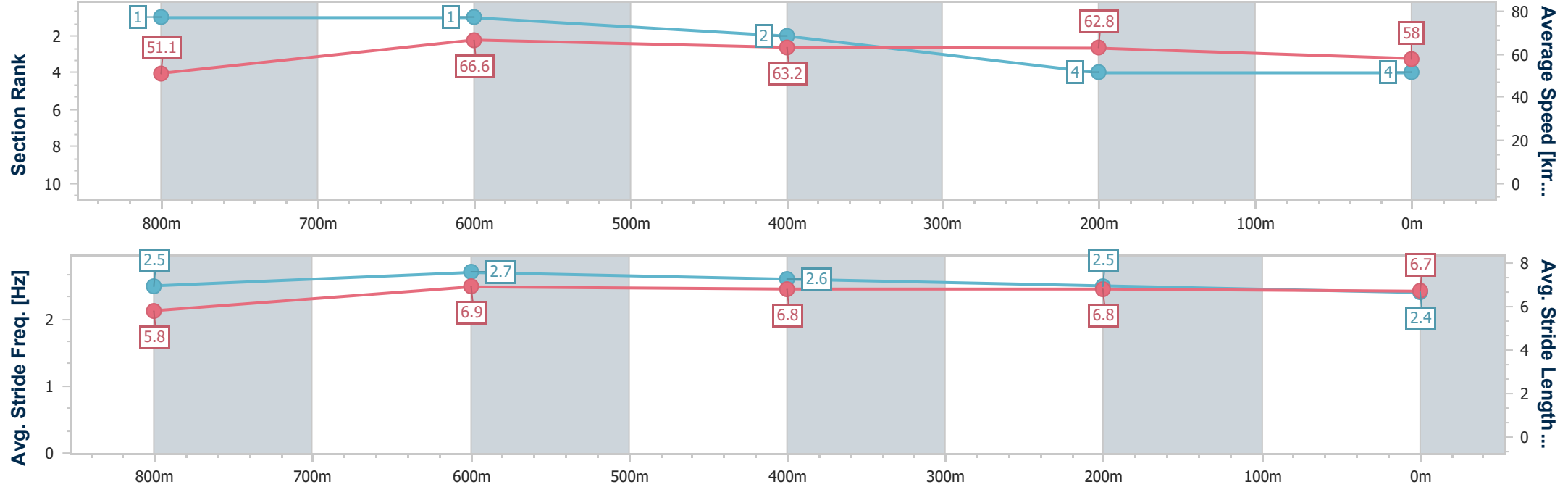
Toowoomba QLD Professional
Race 1: QUEENSLAND ELECTRICAL SOLUTIONS
BENCHMARK 62 Handicap - 1000m



03 May 2025 - 12:34

Track Rating: Good 4, Weather: Fine, Rail Position: +3m Entire

Section	Overall	800m	600m	400m	200m															
Section Times	1:00.71 [4] (0:14.26)	0:46.45 [1] (0:10.94)	0:35.51 [1] (0:11.58)	0:23.93 [2] (0:11.49)	0:12.44 [4] (0:12.44)															
Average Speed [km/h]	51.1	66.6	63.2	62.8	58.0															
Top Speed [km/h]	69.8	69.5	65.8	64.1	62.8															
Avg. Dist. to Rail [m]	5.9	4.2	2.6	2.0	5.3															
Avg. Stride Freq. [Hz]	2.5	2.7	2.6	2.5	2.4															
Avg. Stride Length [m]	5.8	6.9	6.8	6.8	6.7															





Horse/Jockey Name	Bun In The Oven
Final Rank	5
Fastest Section Time (Section)	0:11.07 (800m)
Top Speed [km/h] (Section)	66.9 (800m)
Race State	Finished



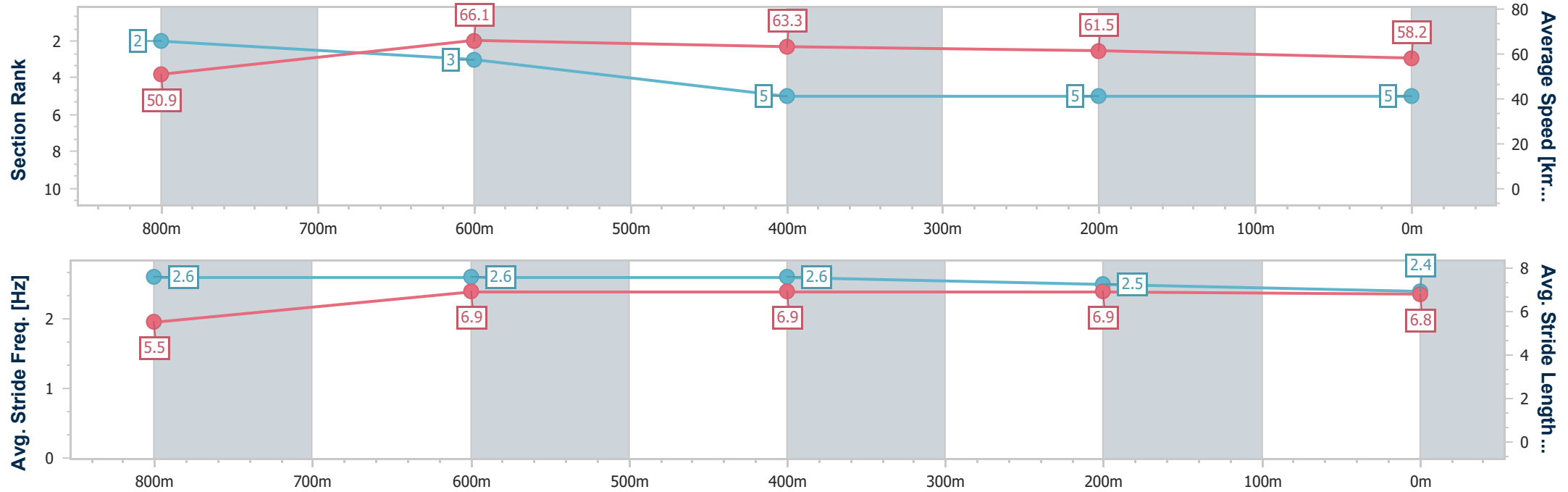
Toowoomba QLD Professional
Race 1: QUEENSLAND ELECTRICAL SOLUTIONS
BENCHMARK 62 Handicap - 1000m



03 May 2025 - 12:34

Track Rating: Good 4, Weather: Fine, Rail Position: +3m Entire

Section	Overall	800m	600m	400m	200m										
Section Times	1:01.03 [5] (0:14.29)	0:46.74 [2] (0:11.07)	0:35.67 [3] (0:11.58)	0:24.09 [5] (0:11.75)	0:12.34 [5] (0:12.34)										
Average Speed [km/h]	50.9	66.1	63.3	61.5	58.2										
Top Speed [km/h]	65.9	66.9	65.7	63.4	59.5										
Avg. Dist. to Rail [m]	4.9	4.5	3.3	2.4	5.9										
Avg. Stride Freq. [Hz]	2.6	2.6	2.6	2.5	2.4										
Avg. Stride Length [m]	5.5	6.9	6.9	6.9	6.8										



[] Ranking at each section and finish
-.-.- No data available at this section
NA No data available



Horse/Jockey Name	Sea Commits
Final Rank	6
Fastest Section Time (Section)	0:11.16 (800m)
Top Speed [km/h] (Section)	67.4 (800m)
Race State	Finished



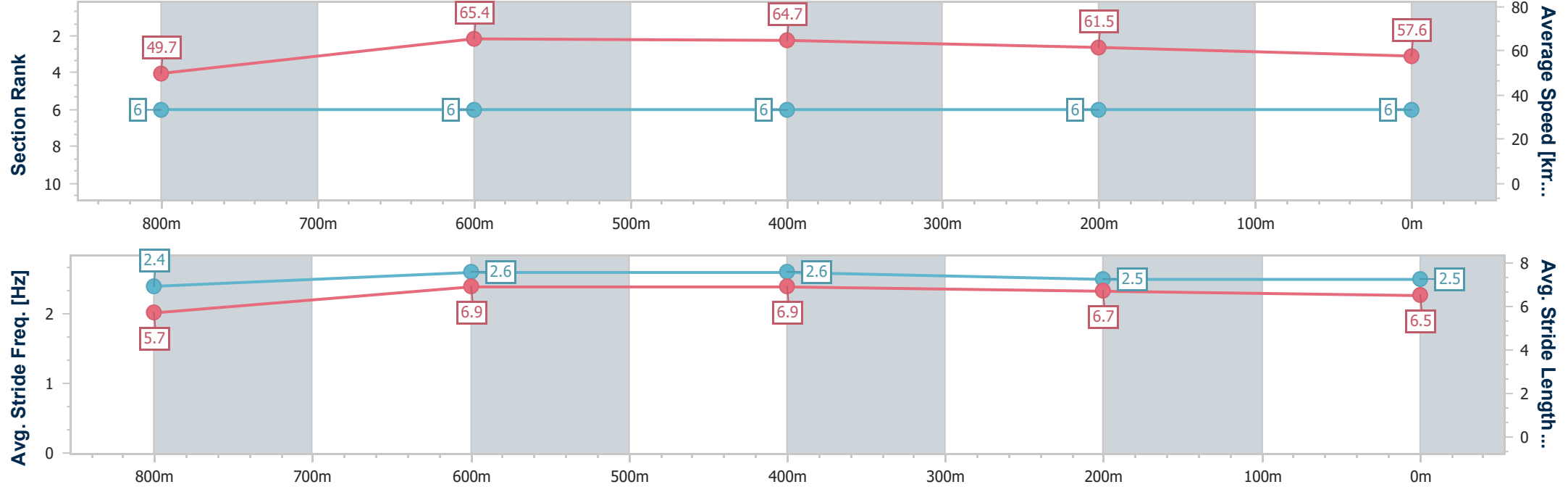
Toowoomba QLD Professional
Race 1: QUEENSLAND ELECTRICAL SOLUTIONS
BENCHMARK 62 Handicap - 1000m



03 May 2025 - 12:34

Track Rating: Good 4, Weather: Fine, Rail Position: +3m Entire

Section	Overall	800m	600m	400m	200m										
Section Times	1:01.23 [6] (0:14.71)	0:46.52 [6] (0:11.16)	0:35.36 [6] (0:11.19)	0:24.17 [6] (0:11.71)	0:12.46 [6] (0:12.46)										
Average Speed [km/h]	49.7	65.4	64.7	61.5	57.6										
Top Speed [km/h]	65.1	67.4	67.3	63.3	60.1										
Avg. Dist. to Rail [m]	6.8	4.1	1.3	2.3	6.5										
Avg. Stride Freq. [Hz]	2.4	2.6	2.6	2.5	2.5										
Avg. Stride Length [m]	5.7	6.9	6.9	6.7	6.5										



- [] Ranking at each section and finish
- .-.- No data available at this section
- NA No data available



Toowoomba QLD Professional

Race 2: SUBZERO AIRCONDITIONING Class 1 Handicap - 1200m

03 May 2025 - 13:09



Track Rating: Good, Weather: Fine, Rail Position: +3m Entire

Section		Overall				1000m	800m	600m	400m	200m	Last 600m		
Field Times		1:13.74 (0:13.84)				0:59.90 (0:11.01)	0:48.89 (0:11.84)	0:37.05 (0:12.27)	0:24.78 (0:12.25)	0:12.53 (0:12.53)	0:37.05		
Rank	TAB	Horse/Jockey	Barrier	Top Speed [km/h]	Fastest Section							Margin	Distance Travelled [m]
1	11	MOOD KILLER	11	64.2	0:11.56	1:13.74 [1]	0:59.37 [7]	0:47.81 [9]	0:36.04 [8]	0:24.03 [7]	0:12.19 [4]	1:13.74	0:36.04
		Nozi Tomizawa		1000m	1000m	(0:14.37)	(0:11.56)	(0:11.77)	(0:12.01)	(0:11.84)	(0:12.19)		
2	16	KNOWITALL FRANK	1	66.8	0:11.06	1:13.94 [2]	0:59.95 [5]	0:48.89 [4]	0:36.82 [4]	0:24.59 [4]	0:12.49 [2]	1L	0:36.82 +3
		Karl Zechner		1000m	1000m	(0:13.99)	(0:11.06)	(0:12.07)	(0:12.23)	(0:12.10)	(0:12.49)		
3	5	GIDDAY GIDDAY	13	68.8	0:11.01	1:14.00 [3]	1:00.16 [1]	0:49.15 [1]	0:37.31 [1]	0:25.04 [1]	0:12.79 [1]	1.3L	0:37.31 -2
		Kelsey Lenton		1000m	1000m	(0:13.84)	(0:11.01)	(0:11.84)	(0:12.27)	(0:12.25)	(0:12.79)		
4	3	MEKANIC	8	65.3	0:11.29	1:14.09 [4]	0:59.62 [8]	0:48.33 [7]	0:36.64 [6]	0:24.43 [6]	0:12.20 [5]	1.8L	0:36.64 -6
		Jake Molloy		Overall	1000m	(0:14.47)	(0:11.29)	(0:11.69)	(0:12.21)	(0:12.23)	(0:12.20)		
5	18	DUCHESS BREE	2	63.2	0:11.54	1:14.38 [5]	0:59.67 [11]	0:48.13 [11]	0:36.42 [12]	0:24.42 [9]	0:12.46 [7]	3.3L	0:36.42 -5
		Montanna Savva		Overall	1000m	(0:14.71)	(0:11.54)	(0:11.71)	(0:12.00)	(0:11.96)	(0:12.46)		
6	8	GAZZA'S DIAMOND	9	67.0	0:11.44	1:14.47 [6]	1:00.57 [3]	0:49.13 [5]	0:37.24 [5]	0:24.85 [5]	0:12.56 [6]	3.8L	0:37.24 +6
		Shania Willis		Overall	1000m	(0:13.90)	(0:11.44)	(0:11.89)	(0:12.39)	(0:12.29)	(0:12.56)		
7	6	ZOUWALER	3	64.8	0:11.37	1:14.83 [7]	0:59.92 [12]	0:48.55 [12]	0:36.92 [11]	0:24.63 [12]	0:12.48 [11]	5.8L	0:36.92 +5
		Nathan Fazackerley		1000m	1000m	(0:14.91)	(0:11.37)	(0:11.63)	(0:12.29)	(0:12.15)	(0:12.48)		
8	12	SHE'S PUSHY	5	67.9	0:11.06	1:14.93 [8]	1:01.01 [4]	0:49.95 [2]	0:38.07 [2]	0:25.85 [2]	0:13.39 [3]	6.3L	0:38.07 -4
		Hannah Richardson		Overall	1000m	(0:13.92)	(0:11.06)	(0:11.88)	(0:12.22)	(0:12.46)	(0:13.39)		
9	10	LOVE TO ALL	4	64.2	0:11.51	1:14.94 [9]	1:00.75 [6]	0:49.24 [6]	0:37.40 [7]	0:25.23 [7]	0:12.73 [10]	6.4L	0:37.40 +2
		Chelsea Baker		Overall	1000m	(0:14.19)	(0:11.51)	(0:11.84)	(0:12.17)	(0:12.50)	(0:12.73)		
10	17	BASIL'S GIFT	10	64.3	0:11.55	1:14.95 [10]	1:00.28 [10]	0:48.73 [10]	0:37.06 [10]	0:24.83 [11]	0:12.84 [9]	6.5L	0:37.06 +1
		Kenji Yoshida		Overall	1000m	(0:14.67)	(0:11.55)	(0:11.67)	(0:12.23)	(0:11.99)	(0:12.84)		

Scratched: Ready To Mingle (#19), Divine Rendezvous (#20), Assent (#2), Uluwatu (#4), Risk Assessment (#13), Bun In The Oven (#15), Ilana The First (#9)



Toowoomba QLD Professional
Race 2: SUBZERO AIRCONDITIONING Class 1 Handicap - 1200m
03 May 2025 - 13:09



Track Rating: Good, Weather: Fine, Rail Position: +3m Entire

Section					Overall	1000m	800m	600m	400m	200m	Last 600m			
Field Times					1:13.74 (0:13.84)	0:59.90 (0:11.01)	0:48.89 (0:11.84)	0:37.05 (0:12.27)	0:24.78 (0:12.25)	0:12.53 (0:12.53)	0:37.05			
Rank	TAB	Horse/Jockey	Barrier	Top Speed [km/h]	Fastest Section							Margin		Distance Travelled [m]
11	1	PHYSICIST	6	67.0	0:11.15	1:15.14 [11]	1:01.25 [2]	0:50.10 [3]	0:38.18 [3]	0:25.87 [3]	0:13.21 [8]	7.5L	0:38.18	+0
		Amy Graham		Overall	1000m	(0:13.89)	(0:11.15)	(0:11.92)	(0:12.31)	(0:12.66)	(0:13.21)			
12	7	EZEIZA	12	67.0	0:11.31	1:15.48 [12]	1:00.98 [9]	0:49.67 [8]	0:37.73 [9]	0:25.48 [10]	0:12.96 [12]	9.3L	0:37.73	+7
		Stacey Callow		1000m	1000m	(0:14.50)	(0:11.31)	(0:11.94)	(0:12.25)	(0:12.52)	(0:12.96)			
13	14	ON THE TIGHTROPE	7	65.4	0:11.32	1:16.81 [13]	1:01.57 [13]	0:50.25 [13]	0:38.55 [13]	0:26.19 [13]	0:13.29 [13]	17.1L	0:38.55	-3
		Colleen Krahnen		Overall	1000m	(0:15.24)	(0:11.32)	(0:11.70)	(0:12.36)	(0:12.90)	(0:13.29)			

Scratched: Ready To Mingle (#19), Divine Rendezvous (#20), Assent (#2), Uluwatu (#4), Risk Assessment (#13), Bun In The Oven (#15), Ilana The First (#9)



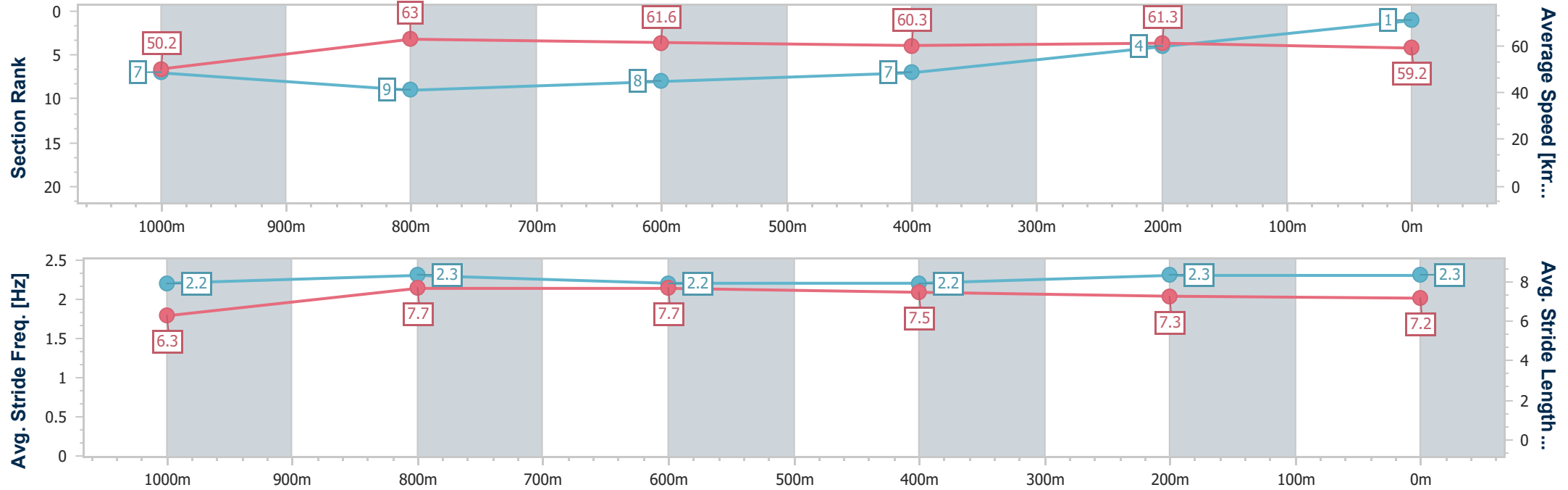
Horse/Jockey Name	Mood Killer
Final Rank	1
Fastest Section Time (Section)	0:11.56 (1000m)
Top Speed [km/h] (Section)	64.2 (1000m)
Race State	Finished



Toowoomba QLD Professional
Race 2: SUBZERO AIRCONDITIONING Class 1 Handicap - 1200m
03 May 2025 - 13:09
Track Rating: Good, Weather: Fine, Rail Position: +3m Entire



Section	Overall	1000m	800m	600m	400m	200m							
Section Times	1:13.74 [1] (0:14.37)	0:59.37 [7] (0:11.56)	0:47.81 [9] (0:11.77)	0:36.04 [8] (0:12.01)	0:24.03 [7] (0:11.84)	0:12.19 [4] (0:12.19)							
Average Speed [km/h]	50.2	63.0	61.6	60.3	61.3	59.2							
Top Speed [km/h]	63.7	64.2	62.5	62.1	62.7	61.0							
Avg. Dist. to Rail [m]	8.3	2.5	2.1	1.3	2.7	3.1							
Avg. Stride Freq. [Hz]	2.2	2.3	2.2	2.2	2.3	2.3							
Avg. Stride Length [m]	6.3	7.7	7.7	7.5	7.3	7.2							





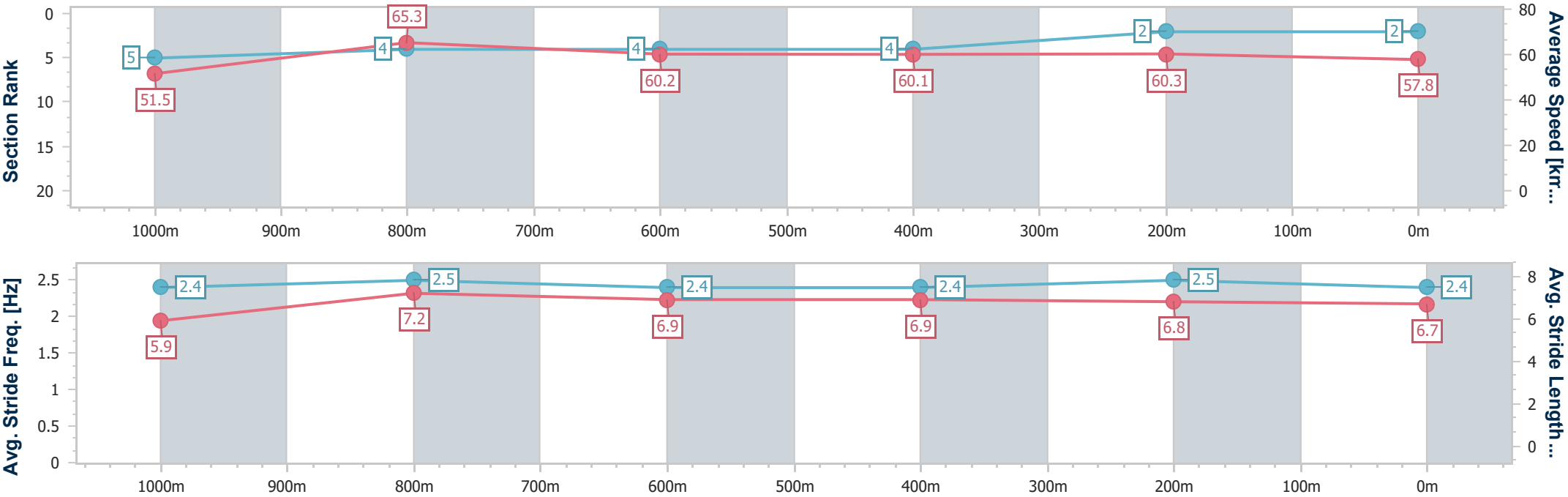
Horse/Jockey Name	Knowitall Frank
Final Rank	2
Fastest Section Time (Section)	0:11.06 (1000m)
Top Speed [km/h] (Section)	66.8 (1000m)
Race State	Finished



Toowoomba QLD Professional
Race 2: SUBZERO AIRCONDITIONING Class 1 Handicap - 1200m
03 May 2025 - 13:09
Track Rating: Good, Weather: Fine, Rail Position: +3m Entire



Section	Overall	1000m	800m	600m	400m	200m							
Section Times	1:13.94 [2] (0:13.99)	0:59.95 [5] (0:11.06)	0:48.89 [4] (0:12.07)	0:36.82 [4] (0:12.23)	0:24.59 [4] (0:12.10)	0:12.49 [2] (0:12.49)							
Average Speed [km/h]	51.5	65.3	60.2	60.1	60.3	57.8							
Top Speed [km/h]	65.5	66.8	62.6	60.9	60.9	58.9							
Avg. Dist. to Rail [m]	1.9	0.5	3.5	4.1	3.6	2.2							
Avg. Stride Freq. [Hz]	2.4	2.5	2.4	2.4	2.5	2.4							
Avg. Stride Length [m]	5.9	7.2	6.9	6.9	6.8	6.7							





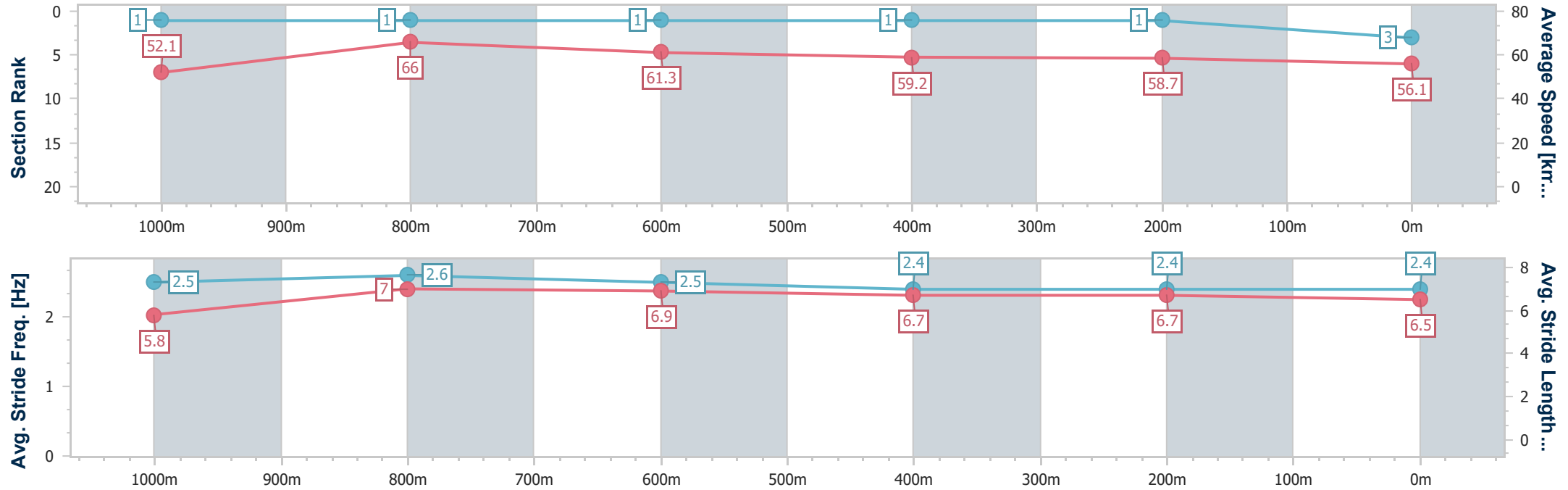
Horse/Jockey Name	Gidday Gidday
Final Rank	3
Fastest Section Time (Section)	0:11.01 (1000m)
Top Speed [km/h] (Section)	68.8 (1000m)
Race State	Finished



Toowoomba QLD Professional
Race 2: SUBZERO AIRCONDITIONING Class 1 Handicap - 1200m
03 May 2025 - 13:09
Track Rating: Good, Weather: Fine, Rail Position: +3m Entire



Section	Overall	1000m	800m	600m	400m	200m							
Section Times	1:14.00 [3] (0:13.84)	1:00.16 [1] (0:11.01)	0:49.15 [1] (0:11.84)	0:37.31 [1] (0:12.27)	0:25.04 [1] (0:12.25)	0:12.79 [1] (0:12.79)							
Average Speed [km/h]	52.1	66.0	61.3	59.2	58.7	56.1							
Top Speed [km/h]	68.5	68.8	63.3	61.2	59.4	58.5							
Avg. Dist. to Rail [m]	9.8	2.5	2.7	1.6	0.7	1.8							
Avg. Stride Freq. [Hz]	2.5	2.6	2.5	2.4	2.4	2.4							
Avg. Stride Length [m]	5.8	7.0	6.9	6.7	6.7	6.5							





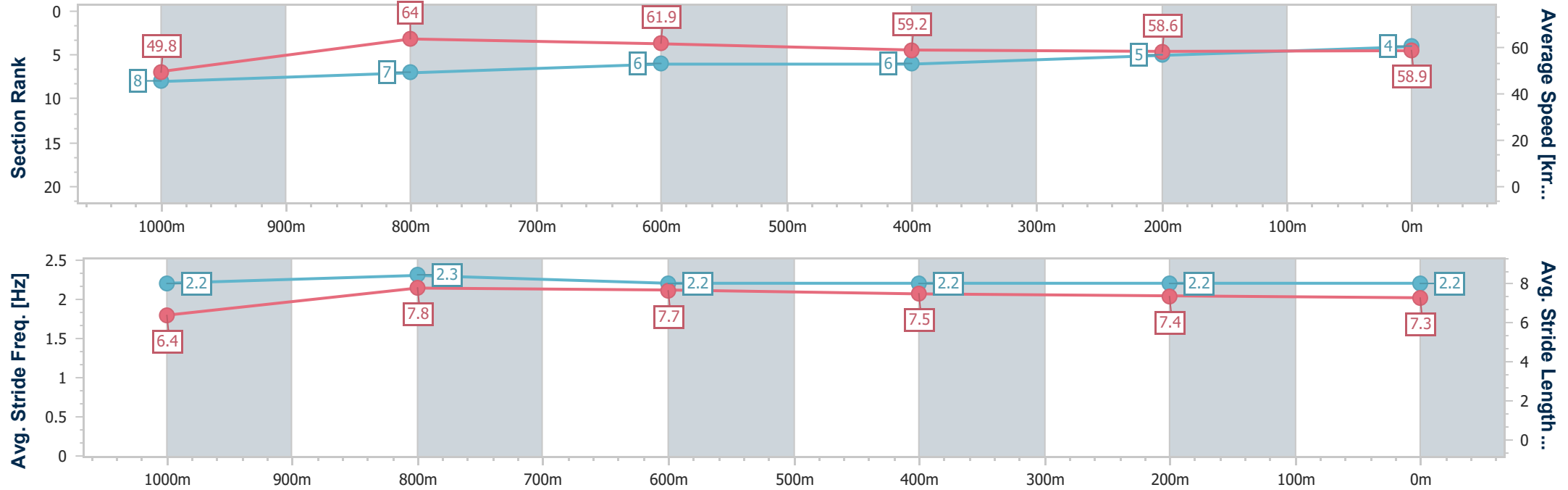
Horse/Jockey Name	Mekanik
Final Rank	4
Fastest Section Time (Section)	0:11.29 (1000m)
Top Speed [km/h] (Section)	65.3 (Overall)
Race State	Finished



Toowoomba QLD Professional
Race 2: SUBZERO AIRCONDITIONING Class 1 Handicap - 1200m
03 May 2025 - 13:09
Track Rating: Good, Weather: Fine, Rail Position: +3m Entire



Section	Overall	1000m	800m	600m	400m	200m							
Section Times	1:14.09 [4] (0:14.47)	0:59.62 [8] (0:11.29)	0:48.33 [7] (0:11.69)	0:36.64 [6] (0:12.21)	0:24.43 [6] (0:12.23)	0:12.20 [5] (0:12.20)							
Average Speed [km/h]	49.8	64.0	61.9	59.2	58.6	58.9							
Top Speed [km/h]	65.3	65.1	63.9	60.8	60.3	59.8							
Avg. Dist. to Rail [m]	5.7	0.9	1.2	1.0	1.5	1.1							
Avg. Stride Freq. [Hz]	2.2	2.3	2.2	2.2	2.2	2.2							
Avg. Stride Length [m]	6.4	7.8	7.7	7.5	7.4	7.3							





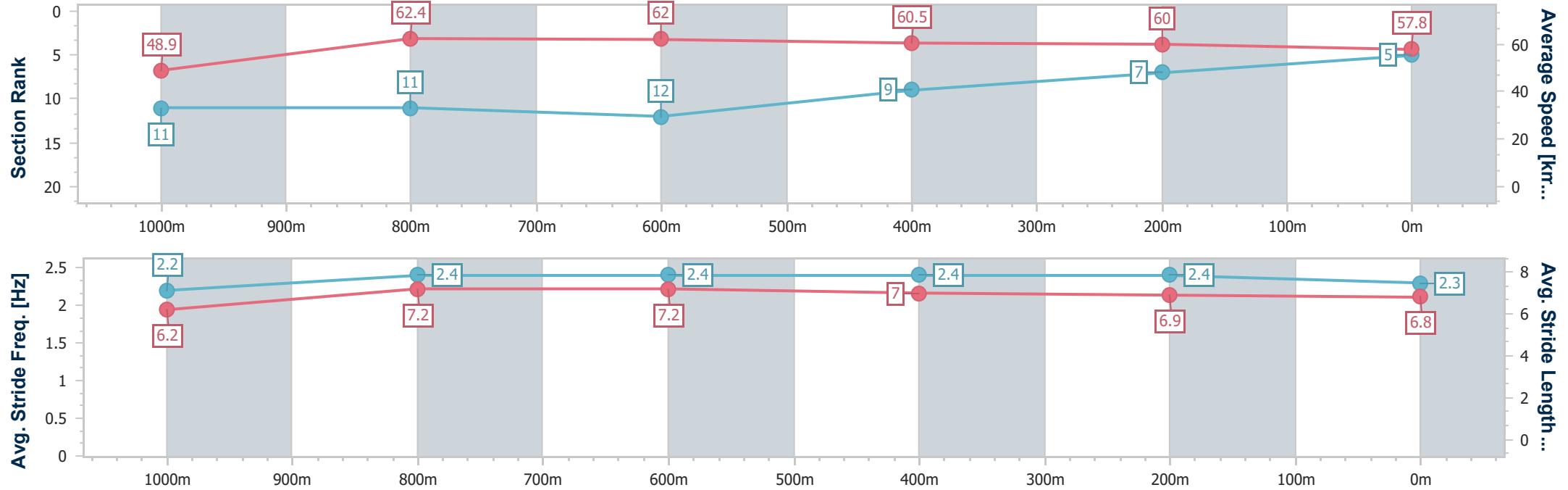
Horse/Jockey Name	Duchess Bree
Final Rank	5
Fastest Section Time (Section)	0:11.54 (1000m)
Top Speed [km/h] (Section)	63.2 (Overall)
Race State	Finished



Toowoomba QLD Professional
Race 2: SUBZERO AIRCONDITIONING Class 1 Handicap - 1200m
03 May 2025 - 13:09
Track Rating: Good, Weather: Fine, Rail Position: +3m Entire



Section	Overall	1000m	800m	600m	400m	200m							
Section Times	1:14.38 [5] (0:14.71)	0:59.67 [11] (0:11.54)	0:48.13 [11] (0:11.71)	0:36.42 [12] (0:12.00)	0:24.42 [9] (0:11.96)	0:12.46 [7] (0:12.46)							
Average Speed [km/h]	48.9	62.4	62.0	60.5	60.0	57.8							
Top Speed [km/h]	63.2	63.0	63.0	62.7	61.1	59.4							
Avg. Dist. to Rail [m]	3.2	0.6	2.9	1.4	1.0	3.3							
Avg. Stride Freq. [Hz]	2.2	2.4	2.4	2.4	2.4	2.3							
Avg. Stride Length [m]	6.2	7.2	7.2	7.0	6.9	6.8							





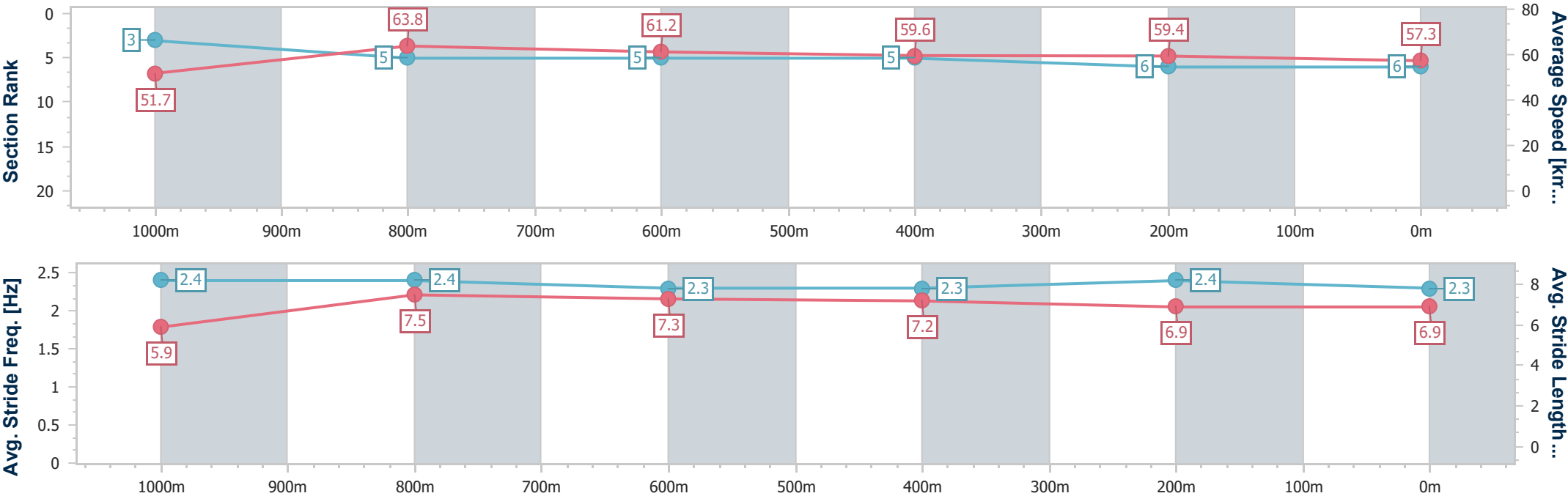
Horse/Jockey Name	Gazza's Diamond
Final Rank	6
Fastest Section Time (Section)	0:11.44 (1000m)
Top Speed [km/h] (Section)	67.0 (Overall)
Race State	Finished



Toowoomba QLD Professional
Race 2: SUBZERO AIRCONDITIONING Class 1 Handicap -
1200m
03 May 2025 - 13:09
Track Rating: Good, Weather: Fine, Rail Position: +3m Entire



Section	Overall	1000m	800m	600m	400m	200m							
Section Times	1:14.47 [6] (0:13.90)	1:00.57 [3] (0:11.44)	0:49.13 [5] (0:11.89)	0:37.24 [5] (0:12.39)	0:24.85 [5] (0:12.29)	0:12.56 [6] (0:12.56)							
Average Speed [km/h]	51.7	63.8	61.2	59.6	59.4	57.3							
Top Speed [km/h]	67.0	65.8	64.1	61.7	60.5	59.7							
Avg. Dist. to Rail [m]	6.6	3.0	4.3	4.5	3.6	4.0							
Avg. Stride Freq. [Hz]	2.4	2.4	2.3	2.3	2.4	2.3							
Avg. Stride Length [m]	5.9	7.5	7.3	7.2	6.9	6.9							





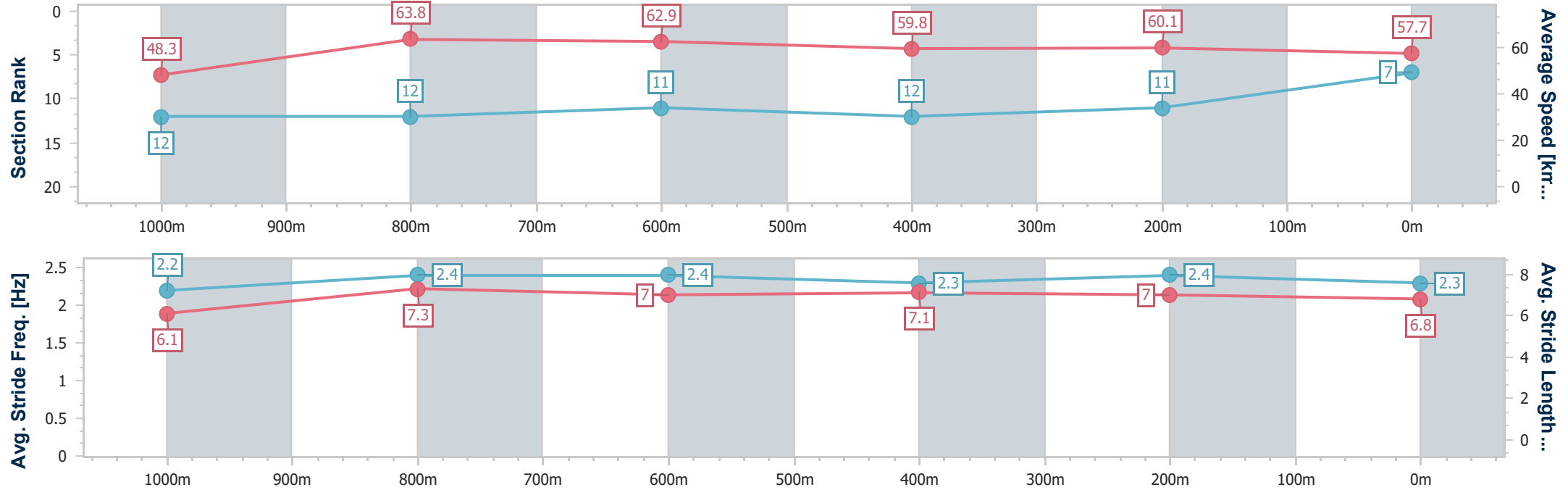
Horse/Jockey Name	Zouwaler
Final Rank	7
Fastest Section Time (Section)	0:11.37 (1000m)
Top Speed [km/h] (Section)	64.8 (1000m)
Race State	Finished



Toowoomba QLD Professional
Race 2: SUBZERO AIRCONDITIONING Class 1 Handicap - 1200m
03 May 2025 - 13:09
Track Rating: Good, Weather: Fine, Rail Position: +3m Entire



Section	Overall	1000m	800m	600m	400m	200m							
Section Times	1:14.83 [7] (0:14.91)	0:59.92 [12] (0:11.37)	0:48.55 [12] (0:11.63)	0:36.92 [11] (0:12.29)	0:24.63 [12] (0:12.15)	0:12.48 [11] (0:12.48)							
Average Speed [km/h]	48.3	63.8	62.9	59.8	60.1	57.7							
Top Speed [km/h]	64.0	64.8	64.0	62.6	61.4	59.6							
Avg. Dist. to Rail [m]	4.2	2.6	4.0	4.2	4.7	8.1							
Avg. Stride Freq. [Hz]	2.2	2.4	2.4	2.3	2.4	2.3							
Avg. Stride Length [m]	6.1	7.3	7.0	7.1	7.0	6.8							





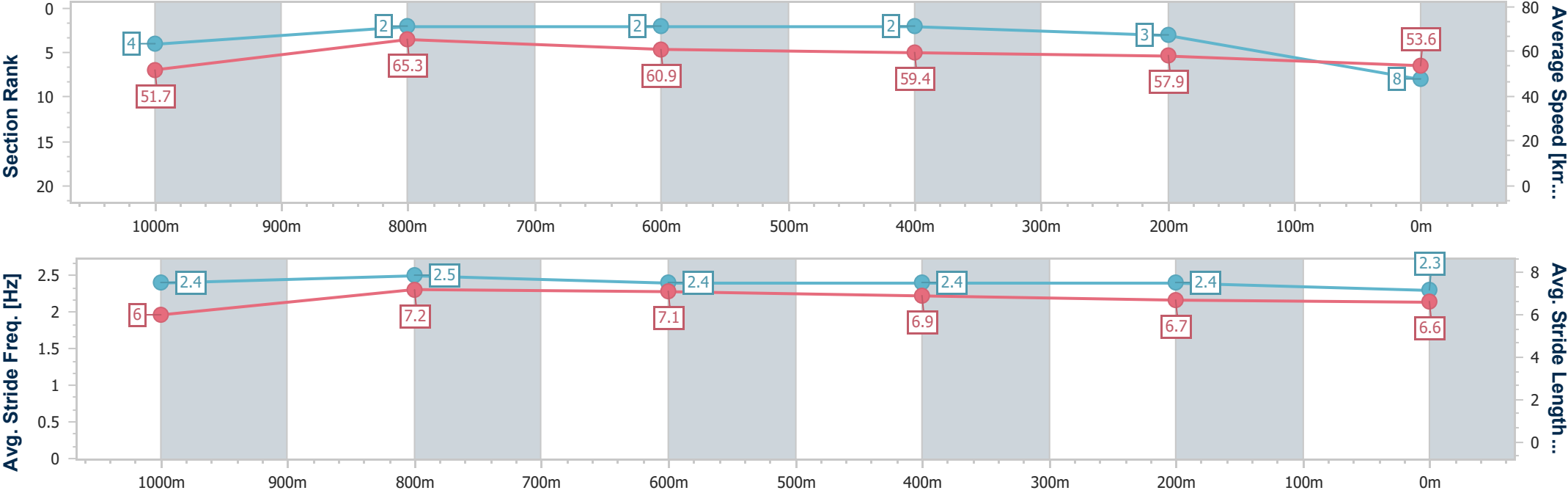
Horse/Jockey Name	She's Pushy
Final Rank	8
Fastest Section Time (Section)	0:11.06 (1000m)
Top Speed [km/h] (Section)	67.9 (Overall)
Race State	Finished



Toowoomba QLD Professional
Race 2: SUBZERO AIRCONDITIONING Class 1 Handicap - 1200m
03 May 2025 - 13:09
Track Rating: Good, Weather: Fine, Rail Position: +3m Entire



Section	Overall	1000m	800m	600m	400m	200m							
Section Times	1:14.93 [8] (0:13.92)	1:01.01 [4] (0:11.06)	0:49.95 [2] (0:11.88)	0:38.07 [2] (0:12.22)	0:25.85 [2] (0:12.46)	0:13.39 [3] (0:13.39)							
Average Speed [km/h]	51.7	65.3	60.9	59.4	57.9	53.6							
Top Speed [km/h]	67.9	67.5	62.8	60.4	58.8	56.7							
Avg. Dist. to Rail [m]	4.0	0.4	1.6	1.6	1.2	0.9							
Avg. Stride Freq. [Hz]	2.4	2.5	2.4	2.4	2.4	2.3							
Avg. Stride Length [m]	6.0	7.2	7.1	6.9	6.7	6.6							





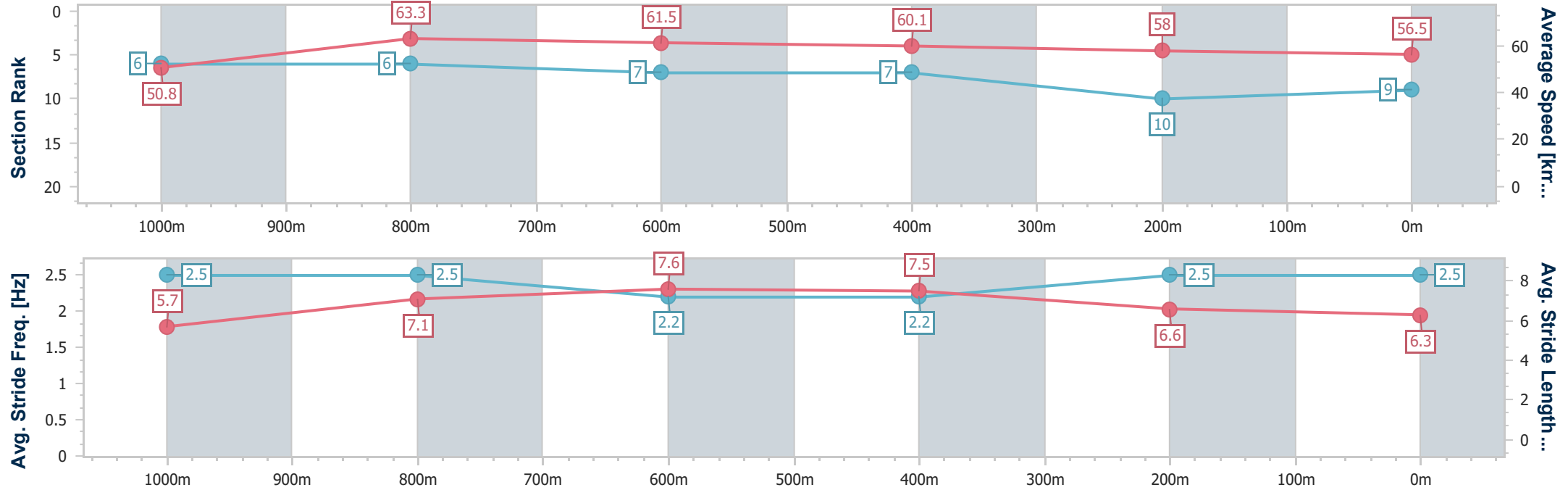
Horse/Jockey Name	Love To All
Final Rank	9
Fastest Section Time (Section)	0:11.51 (1000m)
Top Speed [km/h] (Section)	64.2 (Overall)
Race State	Finished



Toowoomba QLD Professional
Race 2: SUBZERO AIRCONDITIONING Class 1 Handicap - 1200m
03 May 2025 - 13:09
Track Rating: Good, Weather: Fine, Rail Position: +3m Entire



Section	Overall	1000m	800m	600m	400m	200m							
Section Times	1:14.94 [9] (0:14.19)	1:00.75 [6] (0:11.51)	0:49.24 [6] (0:11.84)	0:37.40 [7] (0:12.17)	0:25.23 [7] (0:12.50)	0:12.73 [10] (0:12.73)							
Average Speed [km/h]	50.8	63.3	61.5	60.1	58.0	56.5							
Top Speed [km/h]	64.2	64.0	63.1	61.1	59.5	57.5							
Avg. Dist. to Rail [m]	5.4	2.7	3.2	2.9	2.4	4.3							
Avg. Stride Freq. [Hz]	2.5	2.5	2.2	2.2	2.5	2.5							
Avg. Stride Length [m]	5.7	7.1	7.6	7.5	6.6	6.3							





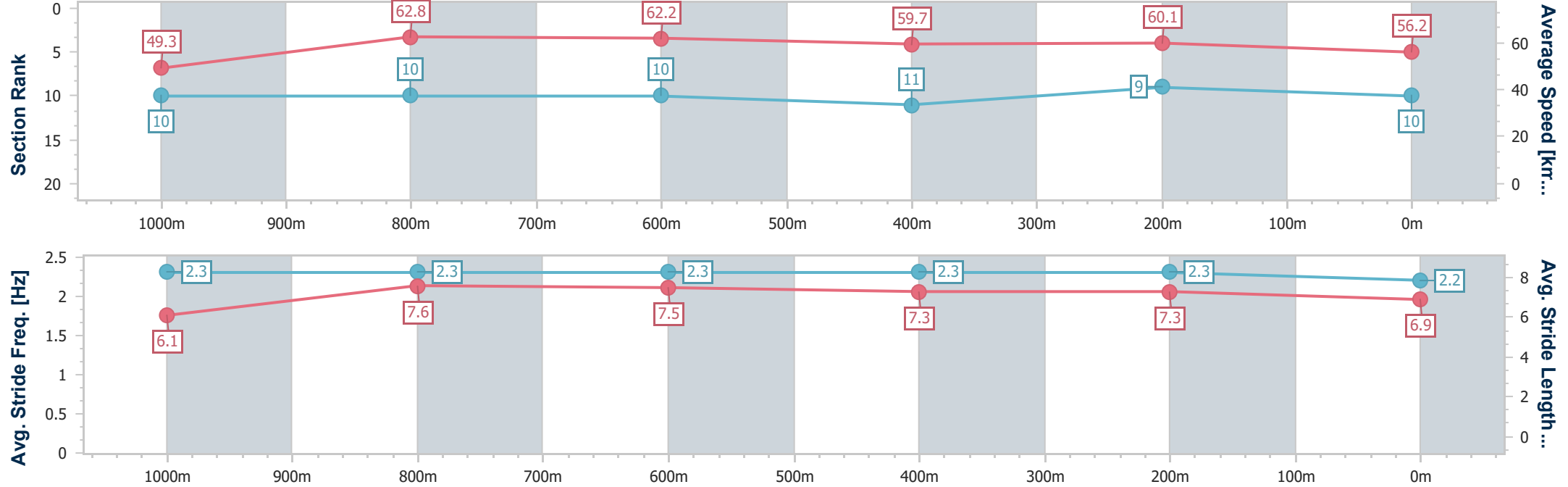
Horse/Jockey Name	Basil's Gift
Final Rank	10
Fastest Section Time (Section)	0:11.55 (1000m)
Top Speed [km/h] (Section)	64.3 (Overall)
Race State	Finished



Toowoomba QLD Professional
Race 2: SUBZERO AIRCONDITIONING Class 1 Handicap - 1200m
03 May 2025 - 13:09
Track Rating: Good, Weather: Fine, Rail Position: +3m Entire



Section	Overall	1000m	800m	600m	400m	200m							
Section Times	1:14.95 [10] (0:14.67)	1:00.28 [10] (0:11.55)	0:48.73 [10] (0:11.67)	0:37.06 [10] (0:12.23)	0:24.83 [11] (0:11.99)	0:12.84 [9] (0:12.84)							
Average Speed [km/h]	49.3	62.8	62.2	59.7	60.1	56.2							
Top Speed [km/h]	64.3	64.1	63.1	61.6	61.3	58.6							
Avg. Dist. to Rail [m]	7.6	2.2	3.5	2.5	1.8	3.8							
Avg. Stride Freq. [Hz]	2.3	2.3	2.3	2.3	2.3	2.2							
Avg. Stride Length [m]	6.1	7.6	7.5	7.3	7.3	6.9							





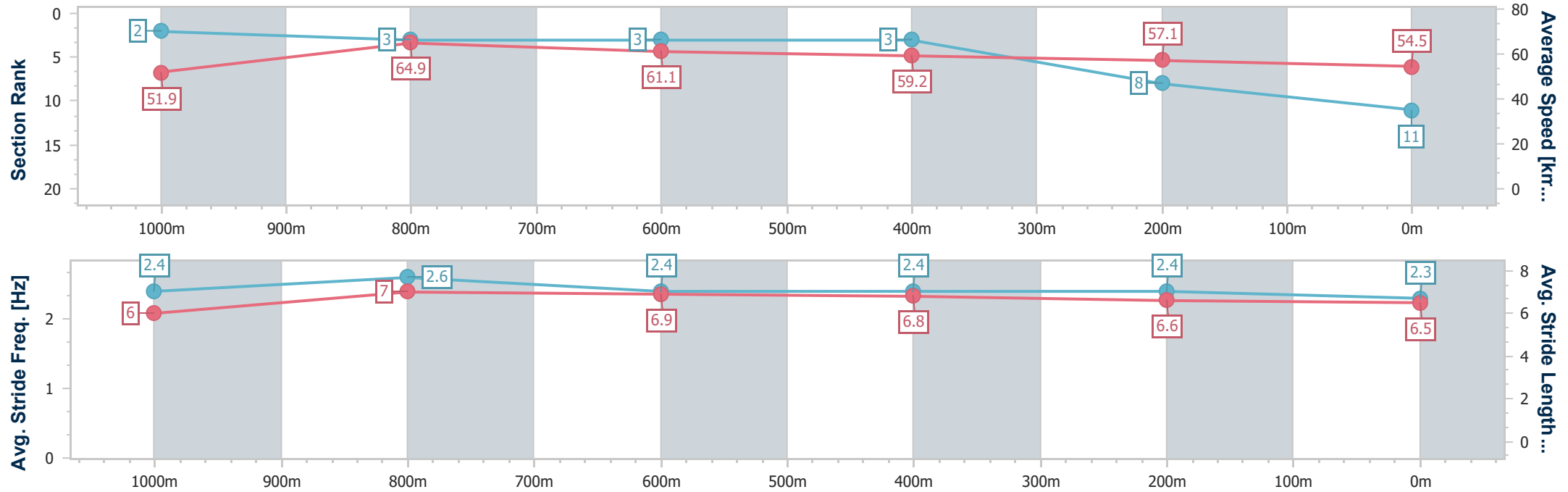
Horse/Jockey Name	Physicist
Final Rank	11
Fastest Section Time (Section)	0:11.15 (1000m)
Top Speed [km/h] (Section)	67.0 (Overall)
Race State	Finished



Toowoomba QLD Professional
Race 2: SUBZERO AIRCONDITIONING Class 1 Handicap -
1200m
03 May 2025 - 13:09
Track Rating: Good, Weather: Fine, Rail Position: +3m Entire



Section	Overall	1000m	800m	600m	400m	200m							
Section Times	1:15.14 [11] (0:13.89)	1:01.25 [2] (0:11.15)	0:50.10 [3] (0:11.92)	0:38.18 [3] (0:12.31)	0:25.87 [3] (0:12.66)	0:13.21 [8] (0:13.21)							
Average Speed [km/h]	51.9	64.9	61.1	59.2	57.1	54.5							
Top Speed [km/h]	67.0	66.4	64.3	60.7	58.7	56.5							
Avg. Dist. to Rail [m]	5.6	1.2	2.8	2.7	1.9	1.7							
Avg. Stride Freq. [Hz]	2.4	2.6	2.4	2.4	2.4	2.3							
Avg. Stride Length [m]	6.0	7.0	6.9	6.8	6.6	6.5							





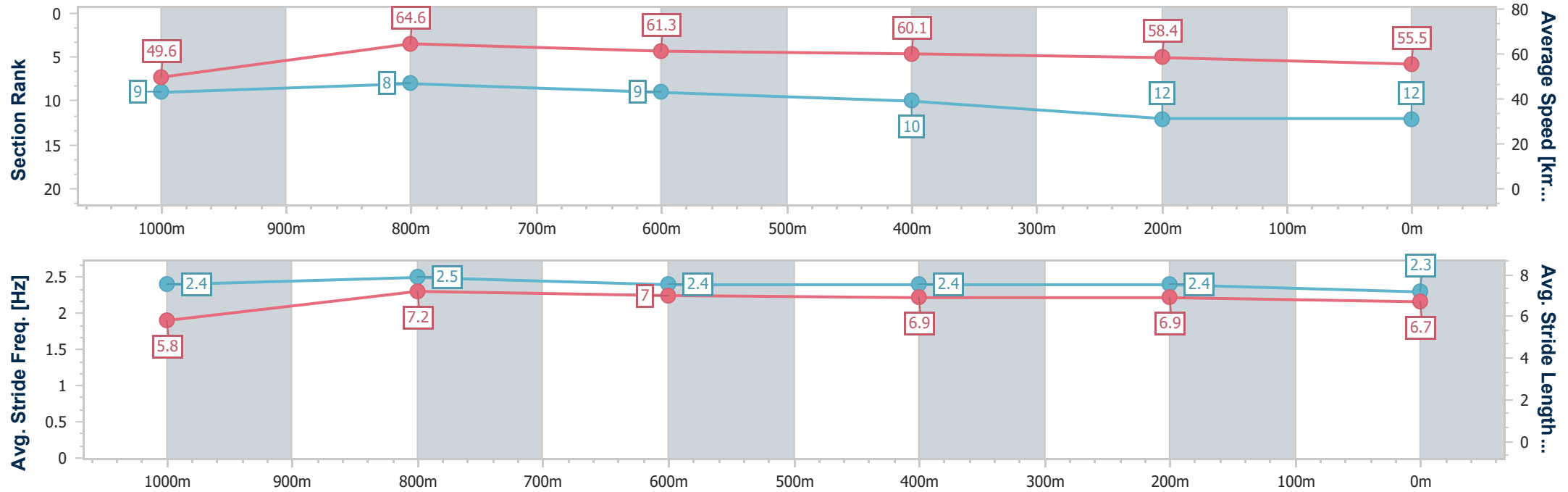
Horse/Jockey Name	Ezeiza
Final Rank	12
Fastest Section Time (Section)	0:11.31 (1000m)
Top Speed [km/h] (Section)	67.0 (1000m)
Race State	Finished



Toowoomba QLD Professional
Race 2: SUBZERO AIRCONDITIONING Class 1 Handicap - 1200m
03 May 2025 - 13:09
Track Rating: Good, Weather: Fine, Rail Position: +3m Entire



Section	Overall	1000m	800m	600m	400m	200m							
Section Times	1:15.48 [12] (0:14.50)	1:00.98 [9] (0:11.31)	0:49.67 [8] (0:11.94)	0:37.73 [9] (0:12.25)	0:25.48 [10] (0:12.52)	0:12.96 [12] (0:12.96)							
Average Speed [km/h]	49.6	64.6	61.3	60.1	58.4	55.5							
Top Speed [km/h]	66.2	67.0	62.7	61.5	60.1	56.4							
Avg. Dist. to Rail [m]	9.8	3.8	4.4	4.4	5.2	6.4							
Avg. Stride Freq. [Hz]	2.4	2.5	2.4	2.4	2.4	2.3							
Avg. Stride Length [m]	5.8	7.2	7.0	6.9	6.9	6.7							





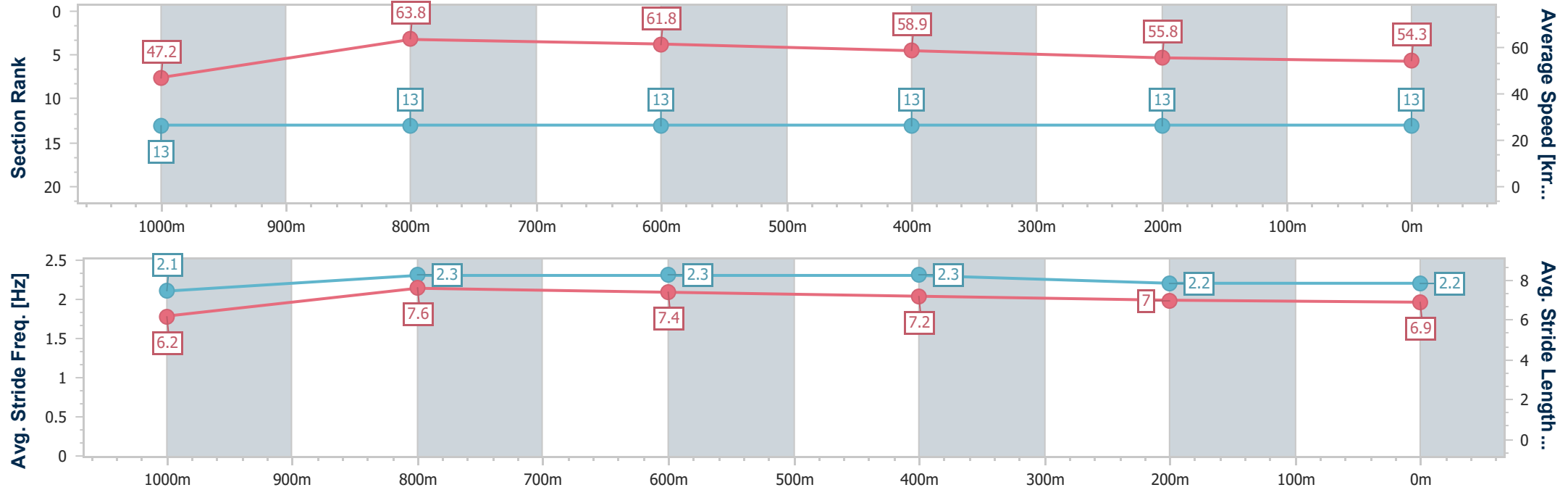
Horse/Jockey Name	On The Tightrope
Final Rank	13
Fastest Section Time (Section)	0:11.32 (1000m)
Top Speed [km/h] (Section)	65.4 (Overall)
Race State	Finished



Toowoomba QLD Professional
Race 2: SUBZERO AIRCONDITIONING Class 1 Handicap - 1200m
03 May 2025 - 13:09
Track Rating: Good, Weather: Fine, Rail Position: +3m Entire



Section	Overall	1000m	800m	600m	400m	200m								
Section Times	1:16.81 [13] (0:15.24)	1:01.57 [13] (0:11.32)	0:50.25 [13] (0:11.70)	0:38.55 [13] (0:12.36)	0:26.19 [13] (0:12.90)	0:13.29 [13] (0:13.29)								
Average Speed [km/h]	47.2	63.8	61.8	58.9	55.8	54.3								
Top Speed [km/h]	65.4	65.2	62.8	62.1	57.4	56.0								
Avg. Dist. to Rail [m]	4.5	0.5	2.1	2.3	0.9	2.6								
Avg. Stride Freq. [Hz]	2.1	2.3	2.3	2.3	2.2	2.2								
Avg. Stride Length [m]	6.2	7.6	7.4	7.2	7.0	6.9								





Toowoomba QLD Professional
Race 3: SEDL AGENCIES BENCHMARK 70 Handicap - 870m
03 May 2025 - 13:42



Track Rating: Good, Weather: Fine, Rail Position: +3m Entire

Section						Overall	800m	600m	400m	200m	Last 600m			
Field Times						0:50.49 (0:06.47)	0:44.02 (0:10.63)	0:33.39 (0:10.71)	0:22.68 (0:11.09)	0:11.59 (0:11.59)	0:33.39			
Rank	TAB	Horse/Jockey	Barrier	Top Speed [km/h]	Fastest Section							Margin	Distance Travelled [m]	
1	5	SURREAL ASCOT	1	69.4	0:06.47	0:50.49 [1]	0:44.02 [1]	0:33.39 [1]	0:22.68 [1]	0:11.59 [1]	0:50.49	0:33.39		
		Kelsey Lenton		800m	Overall	(0:06.47)	(0:10.63)	(0:10.71)	(0:11.09)	(0:11.59)				
2	3	BAUHINIA ROCK	3	70.7	0:06.56	0:50.85 [2]	0:44.29 [3]	0:33.73 [2]	0:22.85 [2]	0:11.65 [2]	2L	0:33.73 +5		
		Corey Bayliss		800m	Overall	(0:06.56)	(0:10.56)	(0:10.88)	(0:11.20)	(0:11.65)				
3	7	HIDDEN MELODY	2	69.8	0:06.52	0:51.13 [3]	0:44.61 [2]	0:33.95 [3]	0:23.10 [3]	0:11.91 [3]	3.5L	0:33.95 +3		
		Anthony Allen		800m	Overall	(0:06.52)	(0:10.66)	(0:10.85)	(0:11.19)	(0:11.91)				
4	4	HUSS ON FIRST	4	67.4	0:06.72	0:51.25 [4]	0:44.53 [5]	0:33.55 [6]	0:22.49 [7]	0:11.18 [7]	4L	0:33.55 +4		
		Jake Molloy		800m	Overall	(0:06.72)	(0:10.98)	(0:11.06)	(0:11.31)	(0:11.18)				
5	1	RUBY JULY	5	69.7	0:06.75	0:51.29 [5]	0:44.54 [6]	0:33.80 [5]	0:22.84 [5]	0:11.59 [5]	4.2L	0:33.80 +8		
		Dylan Bennett		800m	Overall	(0:06.75)	(0:10.74)	(0:10.96)	(0:11.25)	(0:11.59)				
6	2	I AM VODOO	7	69.3	0:06.56	0:51.31 [6]	0:44.75 [4]	0:33.94 [4]	0:23.00 [4]	0:11.72 [4]	4.3L	0:33.94 +7		
		Jackson Murphy		800m	Overall	(0:06.56)	(0:10.81)	(0:10.94)	(0:11.28)	(0:11.72)				
7	8	ALBION SQUARE	6	69.0	0:07.15	0:51.74 [7]	0:44.59 [7]	0:33.83 [7]	0:23.05 [6]	0:11.79 [6]	6.6L	0:33.83 +6		
		Colleen Krahnen		800m	Overall	(0:07.15)	(0:10.76)	(0:10.78)	(0:11.26)	(0:11.79)				

Scratched: Te Pani (#6)



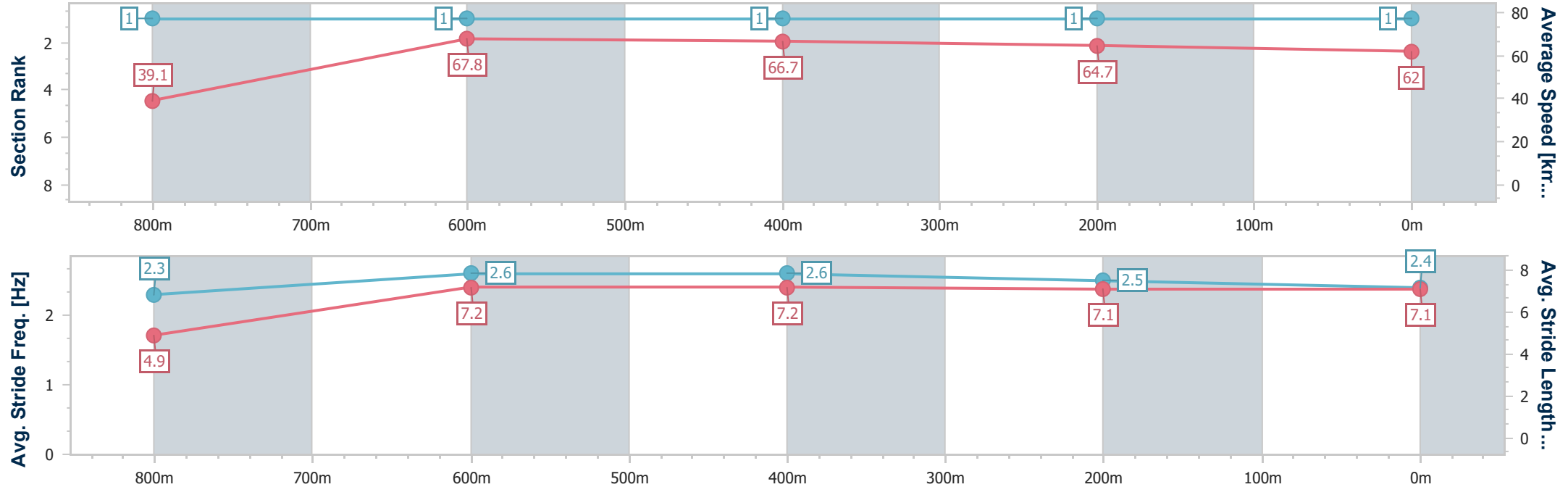
Horse/Jockey Name	Surreal Ascot
Final Rank	1
Fastest Section Time (Section)	0:06.47 (Overall)
Top Speed [km/h] (Section)	69.4 (800m)
Race State	Finished



Toowoomba QLD Professional
Race 3: SEDL AGENCIES BENCHMARK 70 Handicap - 870m
03 May 2025 - 13:42
Track Rating: Good, Weather: Fine, Rail Position: +3m Entire



Section	Overall	800m	600m	400m	200m														
Section Times	0:50.49 [1] (0:06.47)	0:44.02 [1] (0:10.63)	0:33.39 [1] (0:10.71)	0:22.68 [1] (0:11.09)	0:11.59 [1] (0:11.59)														
Average Speed [km/h]	39.1	67.8	66.7	64.7	62.0														
Top Speed [km/h]	63.9	69.4	68.4	65.8	63.5														
Avg. Dist. to Rail [m]	2.2	0.4	1.2	1.1	0.9														
Avg. Stride Freq. [Hz]	2.3	2.6	2.6	2.5	2.4														
Avg. Stride Length [m]	4.9	7.2	7.2	7.1	7.1														





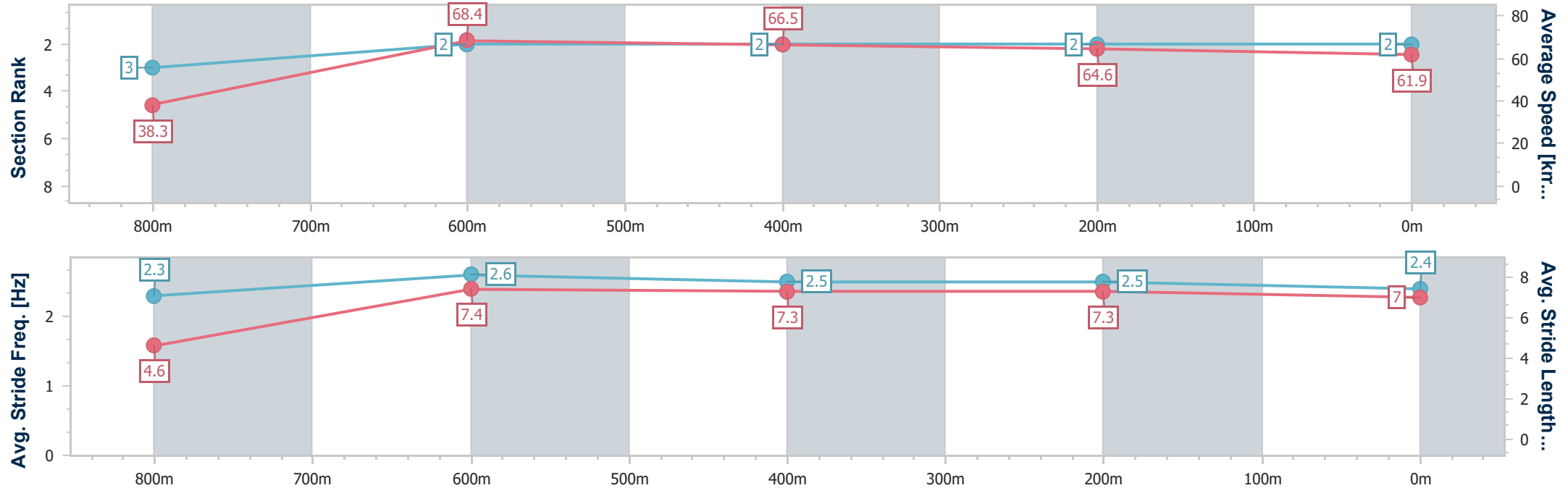
Horse/Jockey Name	Bauhinia Rock
Final Rank	2
Fastest Section Time (Section)	0:06.56 (Overall)
Top Speed [km/h] (Section)	70.7 (800m)
Race State	Finished



Toowoomba QLD Professional
Race 3: SEDL AGENCIES BENCHMARK 70 Handicap - 870m
03 May 2025 - 13:42
Track Rating: Good, Weather: Fine, Rail Position: +3m Entire



Section	Overall	800m	600m	400m	200m															
Section Times	0:50.85 [2] (0:06.56)	0:44.29 [3] (0:10.56)	0:33.73 [2] (0:10.88)	0:22.85 [2] (0:11.20)	0:11.65 [2] (0:11.65)															
Average Speed [km/h]	38.3	68.4	66.5	64.6	61.9															
Top Speed [km/h]	64.1	70.7	69.1	65.7	64.6															
Avg. Dist. to Rail [m]	1.2	1.8	1.5	1.4	1.4															
Avg. Stride Freq. [Hz]	2.3	2.6	2.5	2.5	2.4															
Avg. Stride Length [m]	4.6	7.4	7.3	7.3	7.0															





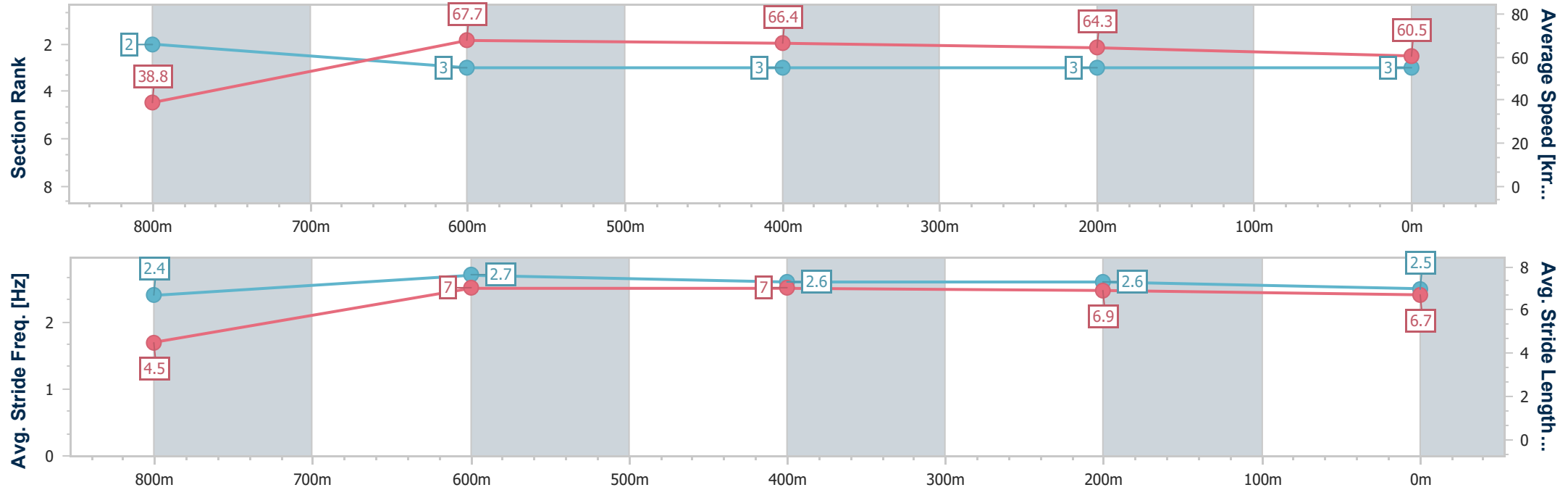
Horse/Jockey Name	Hidden Melody
Final Rank	3
Fastest Section Time (Section)	0:06.52 (Overall)
Top Speed [km/h] (Section)	69.8 (800m)
Race State	Finished



Toowoomba QLD Professional
Race 3: SEDL AGENCIES BENCHMARK 70 Handicap - 870m
03 May 2025 - 13:42
Track Rating: Good, Weather: Fine, Rail Position: +3m Entire



Section	Overall	800m	600m	400m	200m										
Section Times	0:51.13 [3] (0:06.52)	0:44.61 [2] (0:10.66)	0:33.95 [3] (0:10.85)	0:23.10 [3] (0:11.19)	0:11.91 [3] (0:11.91)										
Average Speed [km/h]	38.8	67.7	66.4	64.3	60.5										
Top Speed [km/h]	63.4	69.8	68.3	64.9	63.4										
Avg. Dist. to Rail [m]	1.9	1.2	0.6	0.4	1.0										
Avg. Stride Freq. [Hz]	2.4	2.7	2.6	2.6	2.5										
Avg. Stride Length [m]	4.5	7.0	7.0	6.9	6.7										



[] Ranking at each section and finish
- - - - No data available at this section
NA No data available



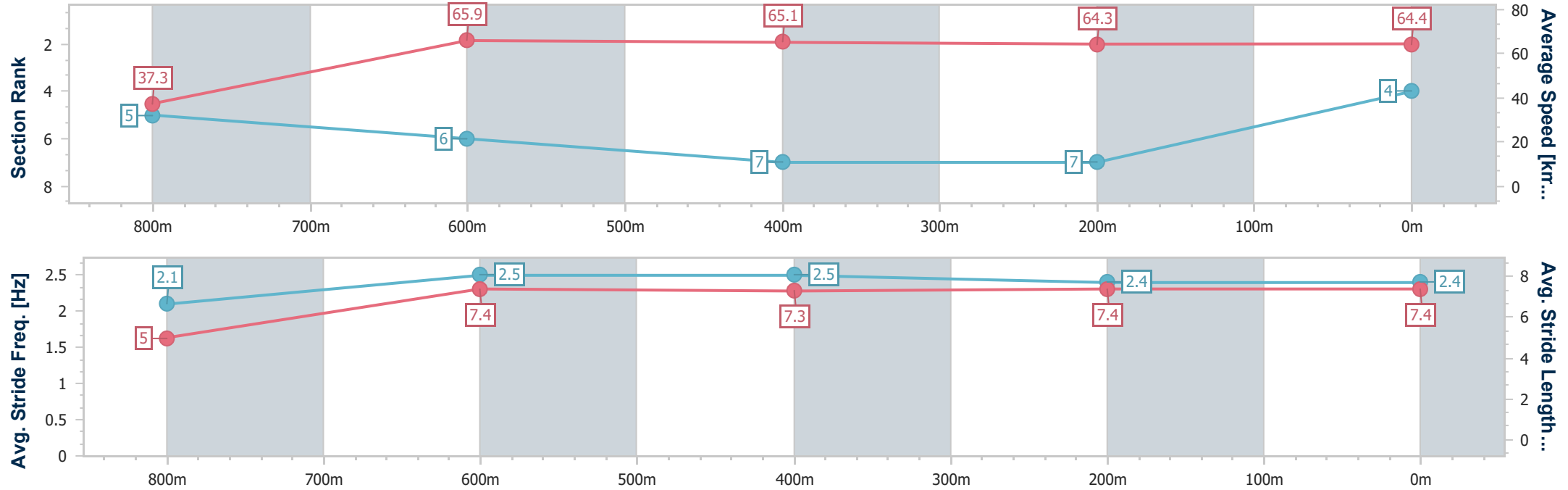
Horse/Jockey Name	Huss On First
Final Rank	4
Fastest Section Time (Section)	0:06.72 (Overall)
Top Speed [km/h] (Section)	67.4 (800m)
Race State	Finished



Toowoomba QLD Professional
Race 3: SEDL AGENCIES BENCHMARK 70 Handicap - 870m
03 May 2025 - 13:42
Track Rating: Good, Weather: Fine, Rail Position: +3m Entire



Section	Overall	800m	600m	400m	200m															
Section Times	0:51.25 [4] (0:06.72)	0:44.53 [5] (0:10.98)	0:33.55 [6] (0:11.06)	0:22.49 [7] (0:11.31)	0:11.18 [7] (0:11.18)															
Average Speed [km/h]	37.3	65.9	65.1	64.3	64.4															
Top Speed [km/h]	62.2	67.4	67.0	64.7	64.9															
Avg. Dist. to Rail [m]	1.6	0.7	0.7	2.6	4.4															
Avg. Stride Freq. [Hz]	2.1	2.5	2.5	2.4	2.4															
Avg. Stride Length [m]	5.0	7.4	7.3	7.4	7.4															





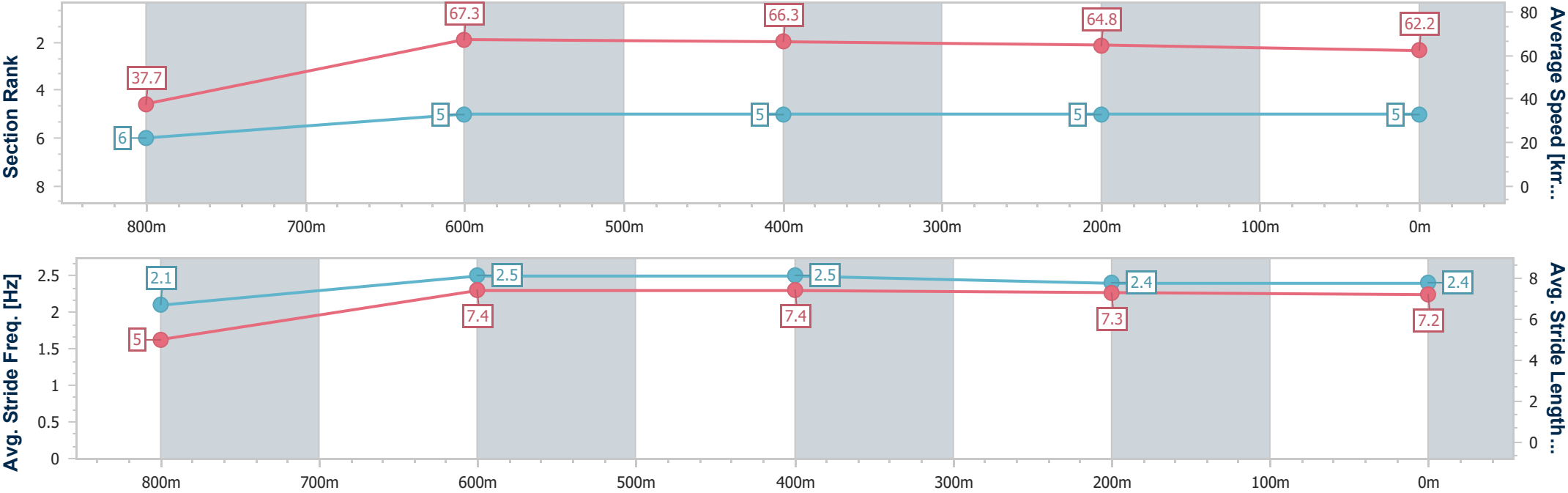
Horse/Jockey Name	Ruby July
Final Rank	5
Fastest Section Time (Section)	0:06.75 (Overall)
Top Speed [km/h] (Section)	69.7 (800m)
Race State	Finished



Toowoomba QLD Professional
Race 3: SEDL AGENCIES BENCHMARK 70 Handicap - 870m
03 May 2025 - 13:42
Track Rating: Good, Weather: Fine, Rail Position: +3m Entire



Section	Overall	800m	600m	400m	200m														
Section Times	0:51.29 [5] (0:06.75)	0:44.54 [6] (0:10.74)	0:33.80 [5] (0:10.96)	0:22.84 [5] (0:11.25)	0:11.59 [5] (0:11.59)														
Average Speed [km/h]	37.7	67.3	66.3	64.8	62.2														
Top Speed [km/h]	62.5	69.7	68.4	66.5	63.9														
Avg. Dist. to Rail [m]	2.2	2.1	2.2	4.4	5.5														
Avg. Stride Freq. [Hz]	2.1	2.5	2.5	2.4	2.4														
Avg. Stride Length [m]	5.0	7.4	7.4	7.3	7.2														





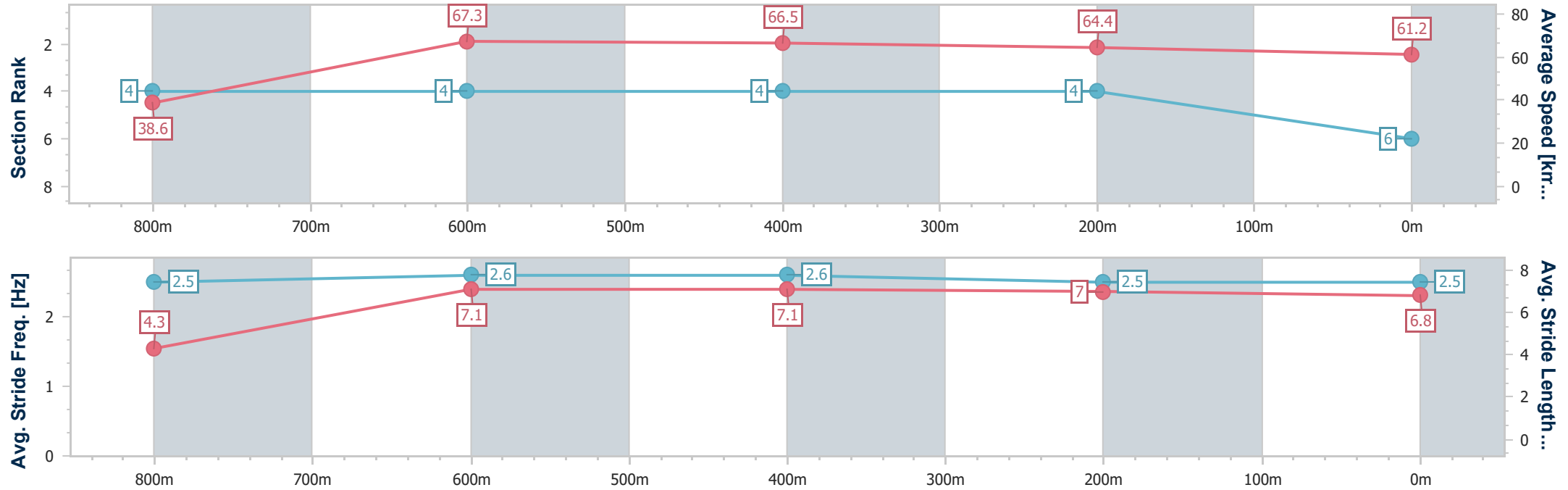
Horse/Jockey Name	I Am Voodoo
Final Rank	6
Fastest Section Time (Section)	0:06.56 (Overall)
Top Speed [km/h] (Section)	69.3 (800m)
Race State	Finished



Toowoomba QLD Professional
Race 3: SEDL AGENCIES BENCHMARK 70 Handicap - 870m
03 May 2025 - 13:42
Track Rating: Good, Weather: Fine, Rail Position: +3m Entire



Section	Overall	800m	600m	400m	200m															
Section Times	0:51.31 [6] (0:06.56)	0:44.75 [4] (0:10.81)	0:33.94 [4] (0:10.94)	0:23.00 [4] (0:11.28)	0:11.72 [4] (0:11.72)															
Average Speed [km/h]	38.6	67.3	66.5	64.4	61.2															
Top Speed [km/h]	62.1	69.3	68.6	66.0	62.6															
Avg. Dist. to Rail [m]	3.6	3.5	2.4	2.5	3.5															
Avg. Stride Freq. [Hz]	2.5	2.6	2.6	2.5	2.5															
Avg. Stride Length [m]	4.3	7.1	7.1	7.0	6.8															





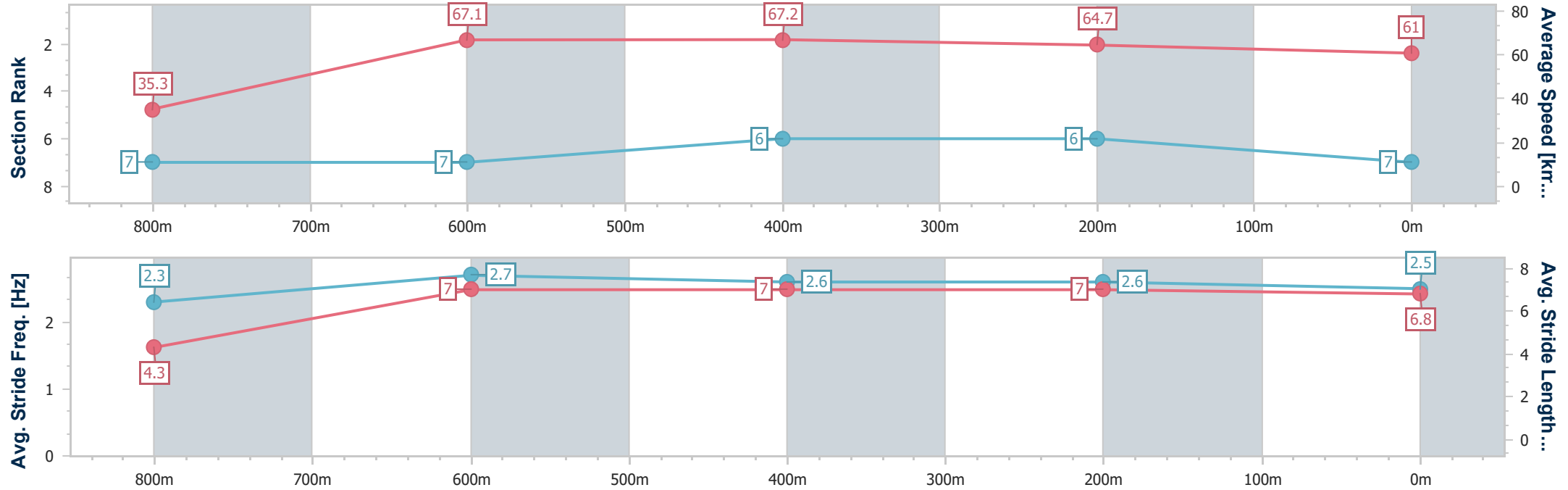
Horse/Jockey Name	Albion Square
Final Rank	7
Fastest Section Time (Section)	0:07.15 (Overall)
Top Speed [km/h] (Section)	69.0 (800m)
Race State	Finished



Toowoomba QLD Professional
Race 3: SEDL AGENCIES BENCHMARK 70 Handicap - 870m
03 May 2025 - 13:42
Track Rating: Good, Weather: Fine, Rail Position: +3m Entire



Section	Overall	800m	600m	400m	200m										
Section Times	0:51.74 [7] (0:07.15)	0:44.59 [7] (0:10.76)	0:33.83 [7] (0:10.78)	0:23.05 [6] (0:11.26)	0:11.79 [6] (0:11.79)										
Average Speed [km/h]	35.3	67.1	67.2	64.7	61.0										
Top Speed [km/h]	60.8	69.0	68.7	66.1	63.5										
Avg. Dist. to Rail [m]	3.5	2.4	1.1	3.1	5.0										
Avg. Stride Freq. [Hz]	2.3	2.7	2.6	2.6	2.5										
Avg. Stride Length [m]	4.3	7.0	7.0	7.0	6.8										





Toowoomba QLD Professional
Race 4: WIN TELEVISION Maiden Handicap - 1300m
03 May 2025 - 14:14



Track Rating: Good 4, Weather: Fine, Rail Position: +3m Entire

Section					Overall	1200m	1000m	800m	600m	400m	Last 600m		
Field Times					1:20.27 (0:08.29)	1:11.98 (0:10.76)	1:01.22 (0:11.73)	0:49.49 (0:12.30)	0:37.19 (0:12.27)	0:24.92 (0:12.48)	0:00.00		
Rank	TAB	Horse/Jockey	Barrier	Top Speed [km/h]	Fastest Section								Distance Travelled [m]
1	2	MARAVILLAS	3	68.6	0:08.41	1:20.27 [1]	1:11.86 [2]	1:01.07 [2]	0:49.39 [2]	0:37.19 [1]	0:24.92 [1]	0:37.19	
		Kelsey Lenton		1200m	Overall	(0:08.41)	(0:10.79)	(0:11.68)	(0:12.20)	(0:12.27)	(0:12.48)		
2	3	POWER OF SUCCESS	8	Data was not able to be tracked for this horse		-:-:-	-:-:-	-:-:-	-:-:-	-:-:-	-:-:-	-:-:-	
		Anthony Allen											
3	7	HIDEYOSHI	6	66.8	0:08.45	1:20.74 [3]	1:12.29 [4]	1:01.26 [4]	0:49.44 [4]	0:37.38 [4]	0:25.01 [2]	0:37.38	
		Corey Bayliss		1200m	Overall	(0:08.45)	(0:11.03)	(0:11.82)	(0:12.06)	(0:12.37)	(0:12.29)	+3	
4	4	BEANS MEANS	7	67.7	0:08.42	1:21.14 [4]	1:12.72 [3]	1:01.86 [3]	0:50.17 [3]	0:37.90 [3]	0:25.36 [3]	0:37.90	
		Colleen Krahnen		1200m	Overall	(0:08.42)	(0:10.86)	(0:11.69)	(0:12.27)	(0:12.54)	(0:12.61)	+3	
5	6	HEARTY HENRY	1	66.8	0:09.24	1:21.24 [5]	1:12.00 [7]	1:00.88 [8]	0:49.55 [6]	0:37.61 [6]	0:25.19 [5]	0:37.61	
		Nathan Fazackerley		1000m	Overall	(0:09.24)	(0:11.12)	(0:11.33)	(0:11.94)	(0:12.42)	(0:12.37)	-5	
6	5	HE'S INVADING	4	68.2	0:09.28	1:21.95 [6]	1:12.67 [8]	1:01.79 [6]	0:50.06 [7]	0:38.19 [7]	0:25.56 [7]	0:38.19	
		Jackson Murphy		1200m	Overall	(0:09.28)	(0:10.88)	(0:11.73)	(0:11.87)	(0:12.63)	(0:12.63)	+0	
7	12	GOOD GIRL POLLY	2	65.9	0:08.75	1:23.11 [7]	1:14.36 [5]	1:03.22 [5]	0:51.63 [5]	0:39.67 [5]	0:27.05 [6]	0:39.67	
		Nozi Tomizawa		1200m	Overall	(0:08.75)	(0:11.14)	(0:11.59)	(0:11.96)	(0:12.62)	(0:13.23)	+2	
8	8	COLONEL PARKER	10	69.0	0:08.29	1:23.36 [8]	1:15.07 [1]	1:04.31 [1]	0:52.58 [1]	0:40.26 [2]	0:27.47 [4]	0:40.26	
		Jake Molloy		1200m	Overall	(0:08.29)	(0:10.76)	(0:11.73)	(0:12.32)	(0:12.79)	(0:13.44)	+9	
9	1	I'M THAT GUY	5	64.6	0:08.88	1:23.76 [9]	1:14.88 [6]	1:03.48 [7]	0:51.67 [8]	0:39.51 [8]	0:26.70 [8]	0:39.51	
		Stacey Callow		1200m	Overall	(0:08.88)	(0:11.40)	(0:11.81)	(0:12.16)	(0:12.81)	(0:13.25)	+1	
10	11	MISTER SWEET	9	64.4	0:09.50	1:24.02 [10]	1:14.52 [9]	1:03.04 [9]	0:51.45 [9]	0:39.65 [9]	0:26.92 [9]	0:39.65	
		Karl Zechner		1200m	Overall	(0:09.50)	(0:11.48)	(0:11.59)	(0:11.80)	(0:12.73)	(0:13.26)	+2	

Scratched: Great Angles (#9), Jondy Gracie (#16), Red Vodka (#13), Towers Hill (#14), Relatives (#15), Rothweiler (#17), Tengen Annie (#10)



Toowoomba QLD Professional
Race 4: WIN TELEVISION Maiden Handicap - 1300m
03 May 2025 - 14:14



Track Rating: Good 4, Weather: Fine, Rail Position: +3m Entire

Section Field Times				200m 0:12.44 (0:12.44)				Last 600m 0:00.00	
Rank	TAB	Horse/Jockey	Barrier	Top Speed [km/h]	Fastest Section	Margin	Margin	Distance Travelled [m]	
1	2	MARAVILLAS	3	68.6	0:08.41	0:12.44 [1]	1:20.27	0:37.19	
		Kelsey Lenton		1200m	Overall	(0:12.44)			
2	3	POWER OF SUCCESS	8	Data was not able to be tracked for this horse		-:--:--	0.2L	-:--:--	
		Anthony Allen						----	
3	7	HIDEYOSHI	6	66.8	0:08.45	0:12.72 [2]	2.7L	0:37.38	
		Corey Bayliss		1200m	Overall	(0:12.72)		+3	
4	4	BEANS MEANS	7	67.7	0:08.42	0:12.75 [3]	5L	0:37.90	
		Colleen Krahnen		1200m	Overall	(0:12.75)		+3	
5	6	HEARTY HENRY	1	66.8	0:09.24	0:12.82 [4]	5.5L	0:37.61	
		Nathan Fazackerley		1000m	Overall	(0:12.82)		-5	
6	5	HE'S INVADING	4	68.2	0:09.28	0:12.93 [5]	9.5L	0:38.19	
		Jackson Murphy		1200m	Overall	(0:12.93)		+0	
7	12	GOOD GIRL POLLY	2	65.9	0:08.75	0:13.82 [6]	16.3L	0:39.67	
		Nozi Tomizawa		1200m	Overall	(0:13.82)		+2	
8	8	COLONEL PARKER	10	69.0	0:08.29	0:14.03 [7]	17.6L	0:40.26	
		Jake Molloy		1200m	Overall	(0:14.03)		+9	
9	1	I'M THAT GUY	5	64.6	0:08.88	0:13.45 [8]	19.9L	0:39.51	
		Stacey Callow		1200m	Overall	(0:13.45)		+1	
10	11	MISTER SWEET	9	64.4	0:09.50	0:13.66 [9]	21.2L	0:39.65	
		Karl Zechner		1200m	Overall	(0:13.66)		+2	

Scratched: Great Angles (#9), Jondy Gracie (#16), Red Vodka (#13), Towers Hill (#14), Relatives (#15), Rothweiler (#17), Tengun Annie (#10)



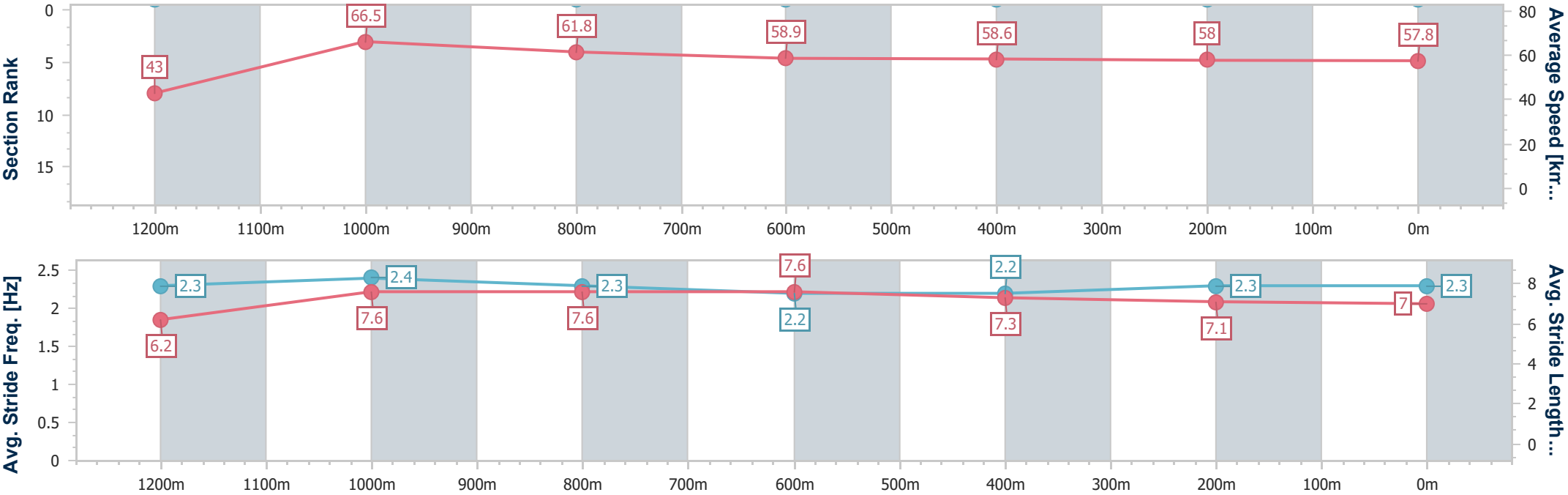
Horse/Jockey Name	Maravillas
Final Rank	1
Fastest Section Time (Section)	0:08.41 (Overall)
Top Speed [km/h] (Section)	68.6 (1200m)
Race State	Finished



Toowoomba QLD Professional
Race 4: WIN TELEVISION Maiden Handicap - 1300m
03 May 2025 - 14:14
Track Rating: Good 4, Weather: Fine, Rail Position: +3m Entire



Section	Overall	1200m	1000m	800m	600m	400m	200m						
Section Times	1:20.27 [1] (0:08.41)	1:11.86 [2] (0:10.79)	1:01.07 [2] (0:11.68)	0:49.39 [2] (0:12.20)	0:37.19 [1] (0:12.27)	0:24.92 [1] (0:12.48)	0:12.44 [1] (0:12.44)						
Average Speed [km/h]	43.0	66.5	61.8	58.9	58.6	58.0	57.8						
Top Speed [km/h]	65.3	68.6	66.3	59.4	59.6	58.9	59.1						
Avg. Dist. to Rail [m]	3.2	0.4	0.3	0.4	0.5	0.7	0.5						
Avg. Stride Freq. [Hz]	2.3	2.4	2.3	2.2	2.2	2.3	2.3						
Avg. Stride Length [m]	6.2	7.6	7.6	7.6	7.3	7.1	7.0						





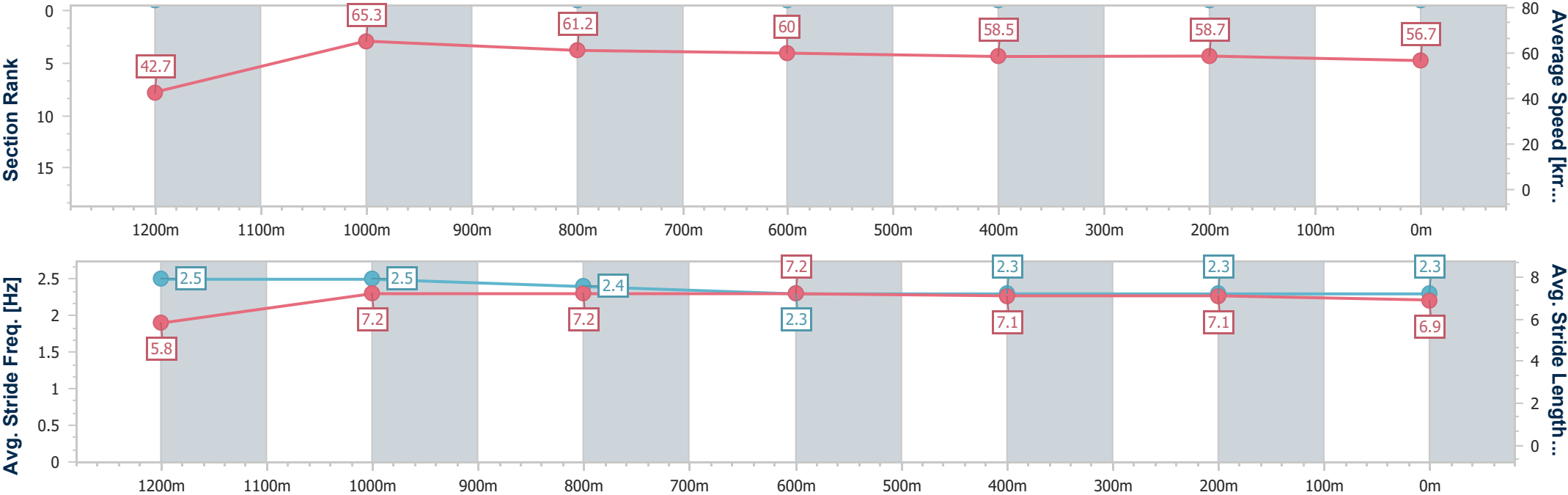
Horse/Jockey Name	Hideyoshi
Final Rank	3
Fastest Section Time (Section)	0:08.45 (Overall)
Top Speed [km/h] (Section)	66.8 (1200m)
Race State	Finished



Toowoomba QLD Professional
Race 4: WIN TELEVISION Maiden Handicap - 1300m
03 May 2025 - 14:14
Track Rating: Good 4, Weather: Fine, Rail Position: +3m Entire



Section	Overall	1200m	1000m	800m	600m	400m	200m						
Section Times	1:20.74 [3] (0:08.45)	1:12.29 [4] (0:11.03)	1:01.26 [4] (0:11.82)	0:49.44 [4] (0:12.06)	0:37.38 [4] (0:12.37)	0:25.01 [2] (0:12.29)	0:12.72 [2] (0:12.72)						
Average Speed [km/h]	42.7	65.3	61.2	60.0	58.5	58.7	56.7						
Top Speed [km/h]	64.0	66.8	65.0	60.9	59.3	59.2	58.4						
Avg. Dist. to Rail [m]	2.7	2.0	1.5	1.2	0.9	1.0	0.8						
Avg. Stride Freq. [Hz]	2.5	2.5	2.4	2.3	2.3	2.3	2.3						
Avg. Stride Length [m]	5.8	7.2	7.2	7.2	7.1	7.1	6.9						





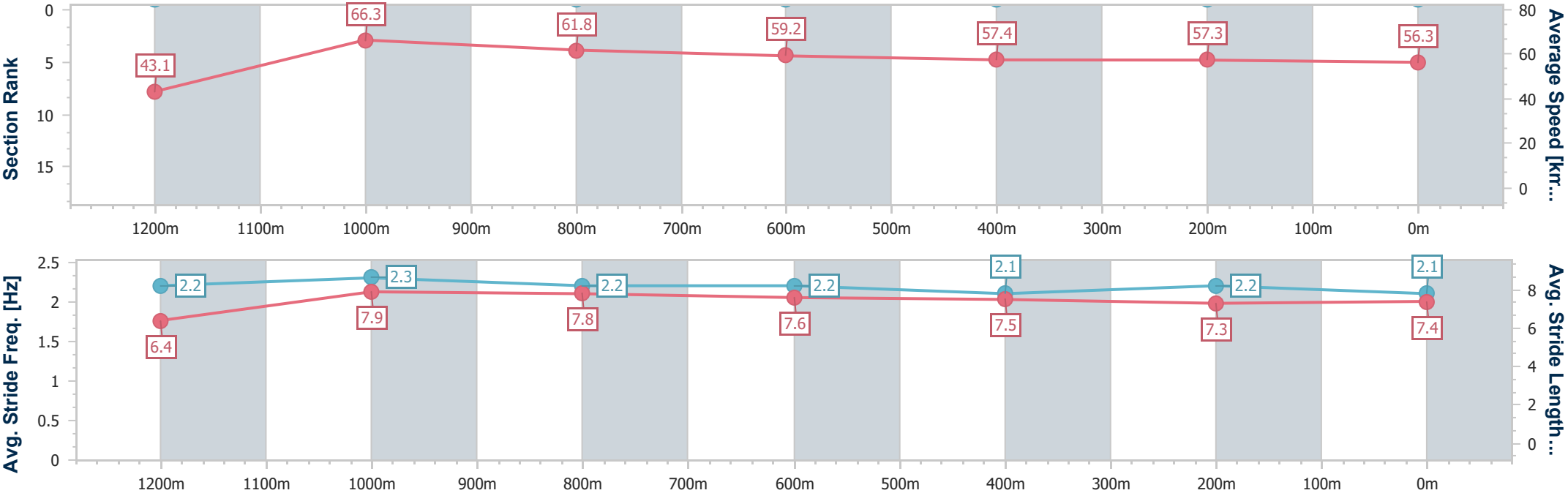
Horse/Jockey Name	Beans Means
Final Rank	4
Fastest Section Time (Section)	0:08.42 (Overall)
Top Speed [km/h] (Section)	67.7 (1200m)
Race State	Finished



Toowoomba QLD Professional
Race 4: WIN TELEVISION Maiden Handicap - 1300m
03 May 2025 - 14:14
Track Rating: Good 4, Weather: Fine, Rail Position: +3m Entire



Section	Overall	1200m	1000m	800m	600m	400m	200m						
Section Times	1:21.14 [4] (0:08.42)	1:12.72 [3] (0:10.86)	1:01.86 [3] (0:11.69)	0:50.17 [3] (0:12.27)	0:37.90 [3] (0:12.54)	0:25.36 [3] (0:12.61)	0:12.75 [3] (0:12.75)						
Average Speed [km/h]	43.1	66.3	61.8	59.2	57.4	57.3	56.3						
Top Speed [km/h]	64.8	67.7	65.1	60.3	58.3	58.5	57.5						
Avg. Dist. to Rail [m]	4.1	2.7	1.5	1.7	0.9	1.9	0.7						
Avg. Stride Freq. [Hz]	2.2	2.3	2.2	2.2	2.1	2.2	2.1						
Avg. Stride Length [m]	6.4	7.9	7.8	7.6	7.5	7.3	7.4						





Horse/Jockey Name	Hearty Henry
Final Rank	5
Fastest Section Time (Section)	0:09.24 (Overall)
Top Speed [km/h] (Section)	66.8 (1000m)
Race State	Finished

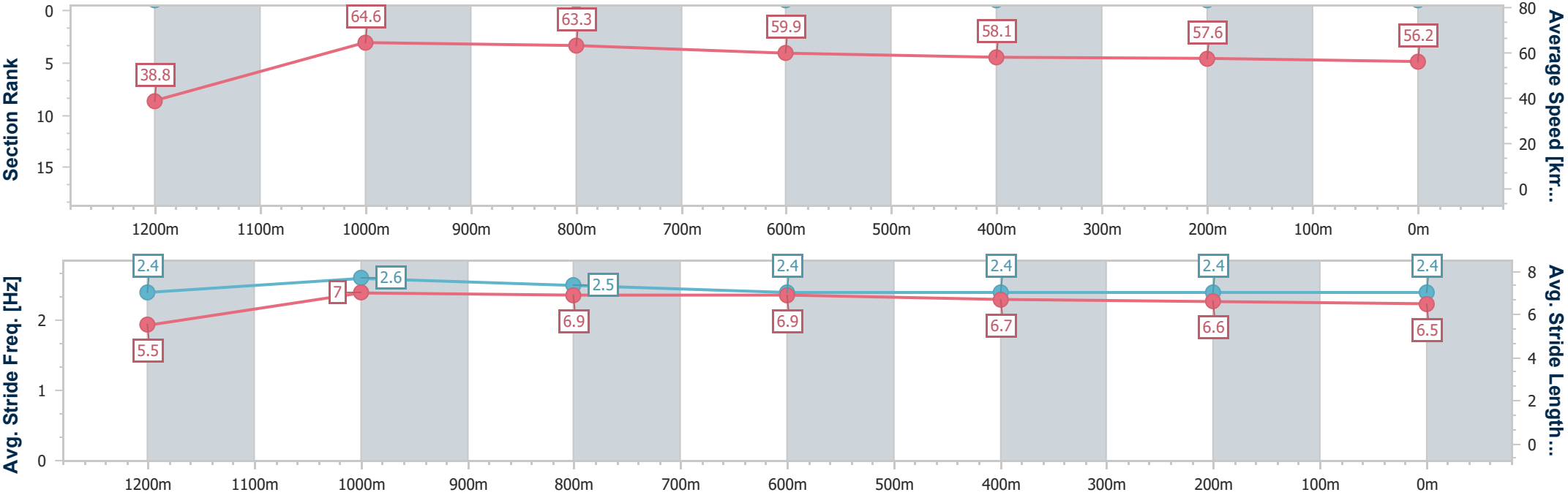


Toowoomba QLD Professional
Race 4: WIN TELEVISION Maiden Handicap - 1300m



03 May 2025 - 14:14
Track Rating: Good 4, Weather: Fine, Rail Position: +3m Entire

Section	Overall	1200m	1000m	800m	600m	400m	200m						
Section Times	1:21.24 [5] (0:09.24)	1:12.00 [7] (0:11.12)	1:00.88 [8] (0:11.33)	0:49.55 [6] (0:11.94)	0:37.61 [6] (0:12.42)	0:25.19 [5] (0:12.37)	0:12.82 [4] (0:12.82)						
Average Speed [km/h]	38.8	64.6	63.3	59.9	58.1	57.6	56.2						
Top Speed [km/h]	61.7	66.1	66.8	61.6	59.3	59.1	58.4						
Avg. Dist. to Rail [m]	0.9	2.6	1.5	1.0	0.4	2.1	2.7						
Avg. Stride Freq. [Hz]	2.4	2.6	2.5	2.4	2.4	2.4	2.4						
Avg. Stride Length [m]	5.5	7.0	6.9	6.9	6.7	6.6	6.5						





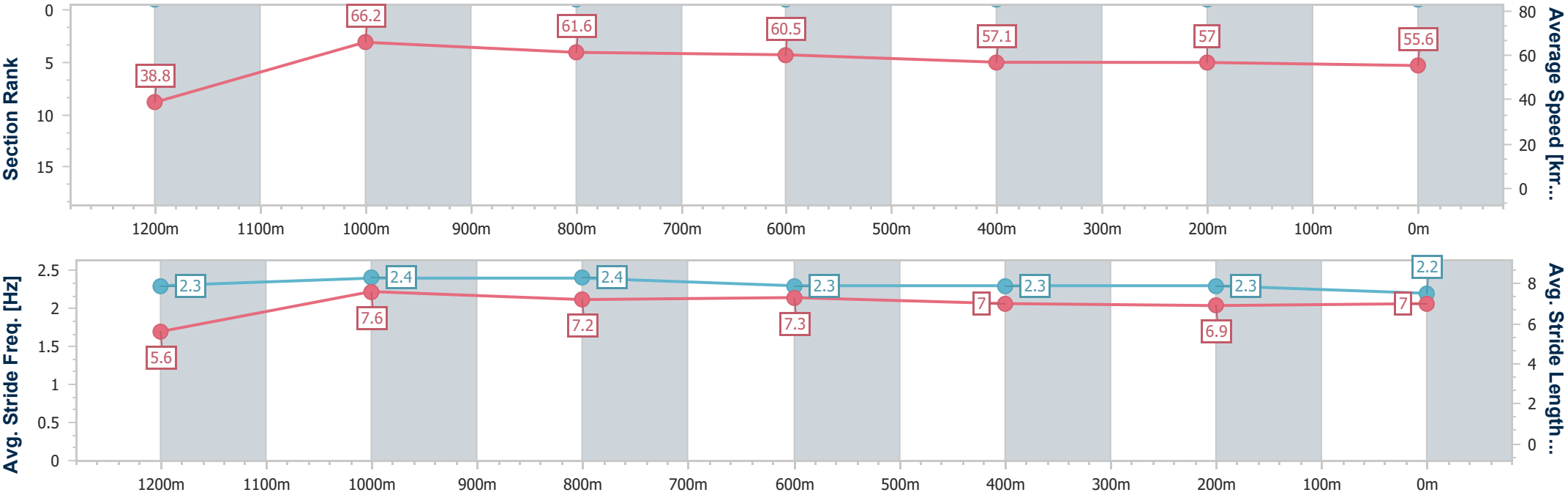
Horse/Jockey Name	He's Invading
Final Rank	6
Fastest Section Time (Section)	0:09.28 (Overall)
Top Speed [km/h] (Section)	68.2 (1200m)
Race State	Finished



Toowoomba QLD Professional
Race 4: WIN TELEVISION Maiden Handicap - 1300m
03 May 2025 - 14:14
Track Rating: Good 4, Weather: Fine, Rail Position: +3m Entire



Section	Overall	1200m	1000m	800m	600m	400m	200m						
Section Times	1:21.95 [6] (0:09.28)	1:12.67 [8] (0:10.88)	1:01.79 [6] (0:11.73)	0:50.06 [7] (0:11.87)	0:38.19 [7] (0:12.63)	0:25.56 [7] (0:12.63)	0:12.93 [5] (0:12.93)						
Average Speed [km/h]	38.8	66.2	61.6	60.5	57.1	57.0	55.6						
Top Speed [km/h]	62.7	68.2	63.5	61.9	58.6	58.0	57.9						
Avg. Dist. to Rail [m]	2.4	2.2	1.3	0.8	0.8	1.3	1.4						
Avg. Stride Freq. [Hz]	2.3	2.4	2.4	2.3	2.3	2.3	2.2						
Avg. Stride Length [m]	5.6	7.6	7.2	7.3	7.0	6.9	7.0						





Horse/Jockey Name	Good Girl Polly
Final Rank	7
Fastest Section Time (Section)	0:08.75 (Overall)
Top Speed [km/h] (Section)	65.9 (1200m)
Race State	Finished



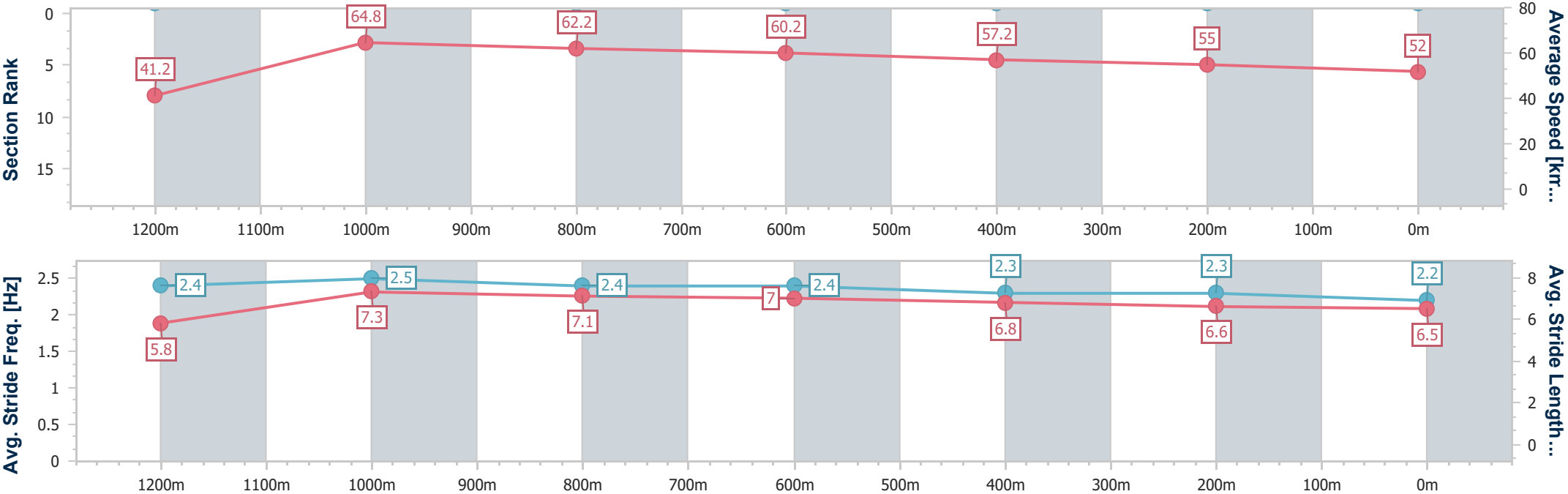
Toowoomba QLD Professional
Race 4: WIN TELEVISION Maiden Handicap - 1300m



03 May 2025 - 14:14

Track Rating: Good 4, Weather: Fine, Rail Position: +3m Entire

Section	Overall	1200m	1000m	800m	600m	400m	200m						
Section Times	1:23.11 [7] (0:08.75)	1:14.36 [5] (0:11.14)	1:03.22 [5] (0:11.59)	0:51.63 [5] (0:11.96)	0:39.67 [5] (0:12.62)	0:27.05 [6] (0:13.23)	0:13.82 [6] (0:13.82)						
Average Speed [km/h]	41.2	64.8	62.2	60.2	57.2	55.0	52.0						
Top Speed [km/h]	61.3	65.9	65.4	61.8	58.2	56.9	54.4						
Avg. Dist. to Rail [m]	2.5	0.4	0.3	0.6	1.0	2.7	2.4						
Avg. Stride Freq. [Hz]	2.4	2.5	2.4	2.4	2.3	2.3	2.2						
Avg. Stride Length [m]	5.8	7.3	7.1	7.0	6.8	6.6	6.5						





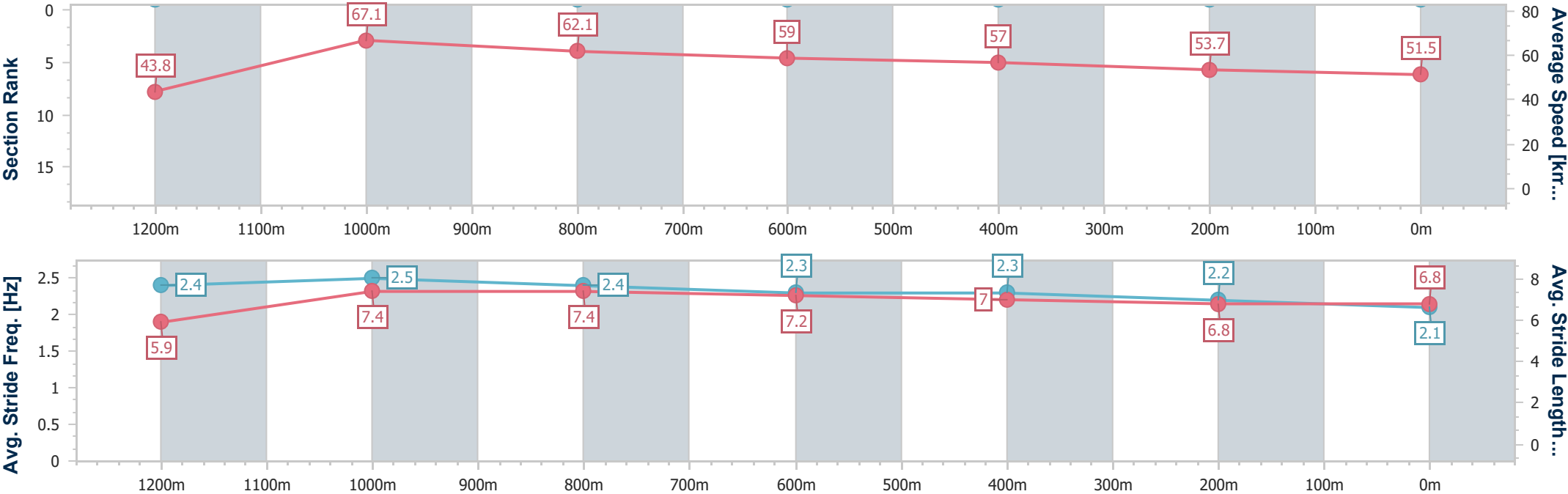
Horse/Jockey Name	Colonel Parker
Final Rank	8
Fastest Section Time (Section)	0:08.29 (Overall)
Top Speed [km/h] (Section)	69.0 (1200m)
Race State	Finished



Toowoomba QLD Professional
Race 4: WIN TELEVISION Maiden Handicap - 1300m
03 May 2025 - 14:14
Track Rating: Good 4, Weather: Fine, Rail Position: +3m Entire



Section	Overall	1200m	1000m	800m	600m	400m	200m						
Section Times	1:23.36 [8] (0:08.29)	1:15.07 [1] (0:10.76)	1:04.31 [1] (0:11.73)	0:52.58 [1] (0:12.32)	0:40.26 [2] (0:12.79)	0:27.47 [4] (0:13.44)	0:14.03 [7] (0:14.03)						
Average Speed [km/h]	43.8	67.1	62.1	59.0	57.0	53.7	51.5						
Top Speed [km/h]	66.6	69.0	66.4	60.4	59.8	55.6	52.8						
Avg. Dist. to Rail [m]	5.5	4.1	3.6	2.6	2.0	1.7	0.6						
Avg. Stride Freq. [Hz]	2.4	2.5	2.4	2.3	2.3	2.2	2.1						
Avg. Stride Length [m]	5.9	7.4	7.4	7.2	7.0	6.8	6.8						





Horse/Jockey Name	I'm That Guy
Final Rank	9
Fastest Section Time (Section)	0:08.88 (Overall)
Top Speed [km/h] (Section)	64.6 (1200m)
Race State	Finished



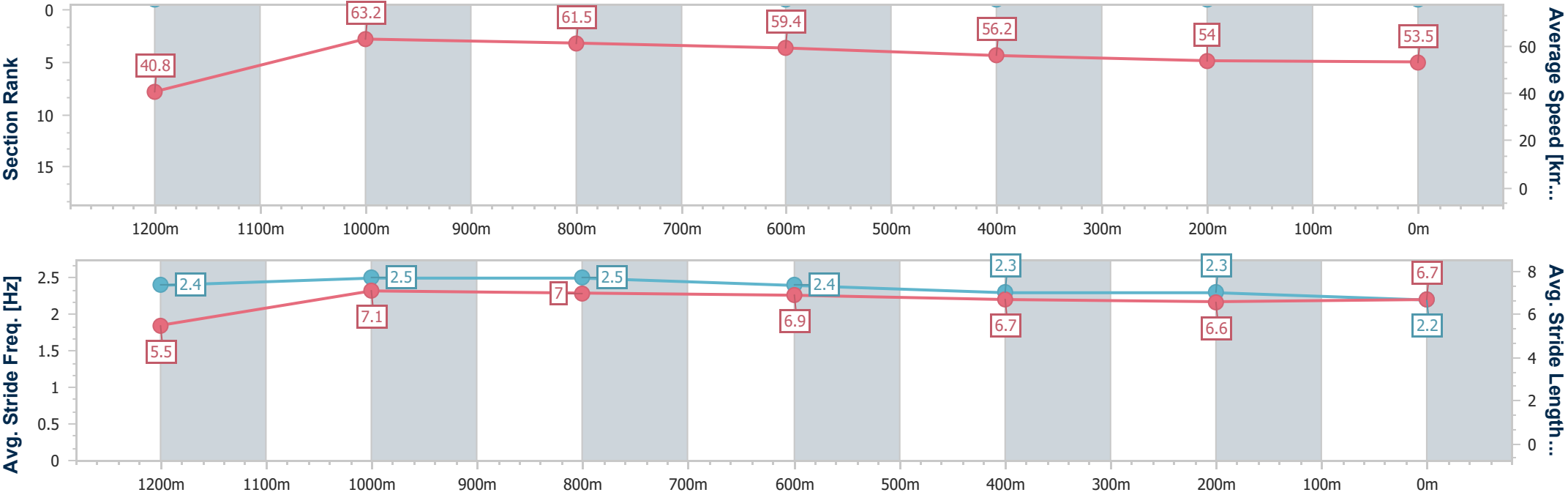
Toowoomba QLD Professional
Race 4: WIN TELEVISION Maiden Handicap - 1300m



03 May 2025 - 14:14

Track Rating: Good 4, Weather: Fine, Rail Position: +3m Entire

Section	Overall	1200m	1000m	800m	600m	400m	200m						
Section Times	1:23.76 [9] (0:08.88)	1:14.88 [6] (0:11.40)	1:03.48 [7] (0:11.81)	0:51.67 [8] (0:12.16)	0:39.51 [8] (0:12.81)	0:26.70 [8] (0:13.25)	0:13.45 [8] (0:13.45)						
Average Speed [km/h]	40.8	63.2	61.5	59.4	56.2	54.0	53.5						
Top Speed [km/h]	62.4	64.6	64.2	61.0	58.2	54.8	54.6						
Avg. Dist. to Rail [m]	5.6	5.4	2.6	0.7	0.2	1.2	3.1						
Avg. Stride Freq. [Hz]	2.4	2.5	2.5	2.4	2.3	2.3	2.2						
Avg. Stride Length [m]	5.5	7.1	7.0	6.9	6.7	6.6	6.7						





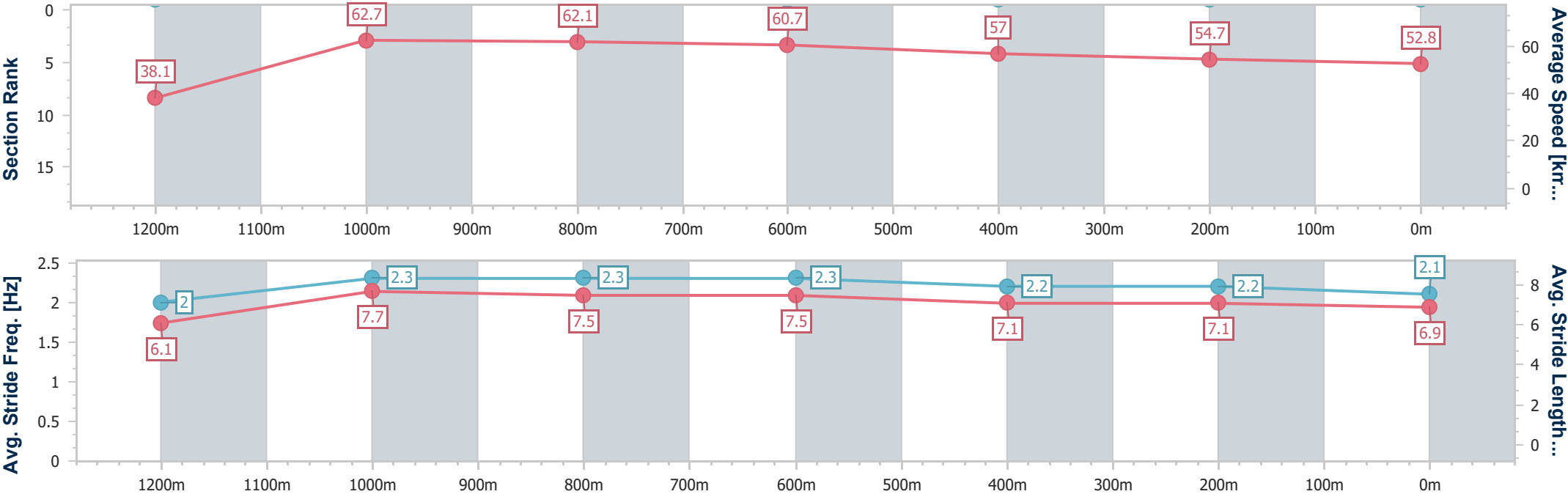
Horse/Jockey Name	Mister Sweet
Final Rank	10
Fastest Section Time (Section)	0:09.50 (Overall)
Top Speed [km/h] (Section)	64.4 (1200m)
Race State	Finished



Toowoomba QLD Professional
Race 4: WIN TELEVISION Maiden Handicap - 1300m
03 May 2025 - 14:14
Track Rating: Good 4, Weather: Fine, Rail Position: +3m Entire



Section	Overall	1200m	1000m	800m	600m	400m	200m						
Section Times	1:24.02 [10] (0:09.50)	1:14.52 [9] (0:11.48)	1:03.04 [9] (0:11.59)	0:51.45 [9] (0:11.80)	0:39.65 [9] (0:12.73)	0:26.92 [9] (0:13.26)	0:13.66 [9] (0:13.66)						
Average Speed [km/h]	38.1	62.7	62.1	60.7	57.0	54.7	52.8						
Top Speed [km/h]	61.8	64.4	64.0	62.0	59.2	55.7	54.3						
Avg. Dist. to Rail [m]	3.7	1.3	0.4	1.0	1.5	2.3	0.8						
Avg. Stride Freq. [Hz]	2.0	2.3	2.3	2.3	2.2	2.2	2.1						
Avg. Stride Length [m]	6.1	7.7	7.5	7.5	7.1	7.1	6.9						





Horse/Jockey Name	Power Of Success
Final Rank	2
Fastest Section Time (Section)	--:--
Top Speed [km/h] (Section)	--
Race State	DidNotTrack



Toowoomba QLD Professional
Race 4: WIN TELEVISION Maiden Handicap - 1300m
03 May 2025 - 14:14
Track Rating: Good 4, Weather: Fine, Rail Position: +3m Entire



Section	Overall	1200m	1000m	800m	600m	400m	200m						
Section Times	--:--	--:--	--:--	--:--	--:--	--:--	--:--						
Average Speed [km/h]	--	--	--	--	--	--	--						
Top Speed [km/h]	--	--	--	--	--	--	--						
Avg. Dist. to Rail [m]	-	-	-	-	-	-	-						
Avg. Stride Freq. [Hz]	--	--	--	--	--	--	--						
Avg. Stride Length [m]	--	--	--	--	--	--	--						



Toowoomba QLD Professional
Race 5: PLATINUM GLASS & SECURITY Maiden Plate - 1050m
03 May 2025 - 14:49



Track Rating: Good, Weather: Fine, Rail Position: +3m Entire

Section						Overall	1000m	800m	600m	400m	200m	Last 600m		
Field Times						1:03.64 (0:05.13)	0:58.51 (0:11.57)	0:46.94 (0:11.38)	0:35.56 (0:11.84)	0:23.72 (0:11.73)	0:11.99 (0:11.99)	0:35.56		
Rank	TAB	Horse/Jockey	Barrier	Top Speed [km/h]	Fastest Section							Margin	Distance Travelled [m]	
1	10	MISS DE MEDICI	5	65.0	0:05.13	1:03.64 [1]	0:58.51 [1]	0:46.94 [1]	0:35.56 [1]	0:23.69 [2]	0:11.99 [1]	1:03.64	0:35.56	
		Kenji Yoshida		1000m	Overall	(0:05.13)	(0:11.57)	(0:11.38)	(0:11.87)	(0:11.70)	(0:11.99)			
2	8	DOMINANT DARCY	7	64.7	0:05.24	1:03.88 [2]	0:58.64 [2]	0:46.68 [5]	0:35.34 [4]	0:23.52 [4]	0:11.75 [4]	1.3L	0:35.34 +6	
		Anthony Allen		800m	Overall	(0:05.24)	(0:11.96)	(0:11.34)	(0:11.82)	(0:11.77)	(0:11.75)			
3	5	GERALDINE'S WISH	9	66.0	0:06.08	1:03.99 [3]	0:57.91 [9]	0:46.41 [10]	0:35.32 [6]	0:23.51 [5]	0:11.91 [3]	1.8L	0:35.32 +0	
		Shania Willis		800m	Overall	(0:06.08)	(0:11.50)	(0:11.09)	(0:11.81)	(0:11.60)	(0:11.91)			
4	6	LUVTOKNOW	8	68.3	0:05.83	1:04.39 [4]	0:58.56 [8]	0:47.42 [2]	0:36.17 [2]	0:24.47 [1]	0:12.41 [2]	4.1L	0:36.17 +5	
		Jackson Murphy		1000m	Overall	(0:05.83)	(0:11.14)	(0:11.25)	(0:11.70)	(0:12.06)	(0:12.41)			
5	3	WEATHER	10	65.6	0:05.53	1:04.61 [5]	0:59.08 [6]	0:47.10 [7]	0:35.53 [10]	0:23.80 [9]	0:12.05 [6]	5.4L	0:35.53 +10	
		Karl Zechner		1000m	Overall	(0:05.53)	(0:11.98)	(0:11.57)	(0:11.73)	(0:11.75)	(0:12.05)			
6	4	EL QUINTO	4	64.9	0:05.31	1:04.80 [6]	0:59.49 [3]	0:47.81 [3]	0:36.45 [3]	0:24.62 [3]	0:12.65 [5]	6.4L	0:36.45 +1	
		Nozi Tomizawa		800m	Overall	(0:05.31)	(0:11.68)	(0:11.36)	(0:11.83)	(0:11.97)	(0:12.65)			
7	2	SIR MEMPHIS	2	69.2	0:06.34	1:05.79 [7]	0:59.45 [10]	0:48.22 [9]	0:37.02 [8]	0:25.09 [7]	0:12.64 [9]	12.2L	0:37.02 -7	
		Amy Graham		1000m	Overall	(0:06.34)	(0:11.23)	(0:11.20)	(0:11.93)	(0:12.45)	(0:12.64)			
8	14	VAIN ROSSI	3	65.3	0:05.52	1:05.79 [8]	1:00.27 [5]	0:48.39 [6]	0:37.03 [7]	0:25.08 [8]	0:12.76 [8]	12.3L	0:37.03 +7	
		Stacey Callow		1000m	Overall	(0:05.52)	(0:11.88)	(0:11.36)	(0:11.95)	(0:12.32)	(0:12.76)			
9	17	OUR ANACONDA	6	65.7	0:05.32	1:06.83 [9]	1:01.51 [4]	0:49.67 [4]	0:38.27 [5]	0:26.26 [6]	0:13.85 [7]	18.3L	0:38.27 +13	
		Corey Bayliss		800m	Overall	(0:05.32)	(0:11.84)	(0:11.40)	(0:12.01)	(0:12.41)	(0:13.85)			
10	13	MAJOR FREESTONE	11	65.2	0:05.56	1:07.16 [10]	1:01.60 [7]	0:49.64 [8]	0:38.10 [9]	0:26.01 [10]	0:13.38 [10]	20.1L	0:38.10 +13	
		Jake Molloy		1000m	Overall	(0:05.56)	(0:11.96)	(0:11.54)	(0:12.09)	(0:12.63)	(0:13.38)			

Scratched: Spruce (#7), Fully Subscribed (#9), Shalane (#12), Want To Be Proud (#16), It'smeyouwant (#1), Spirit Seeker (#15), Miss Wanted (#11)



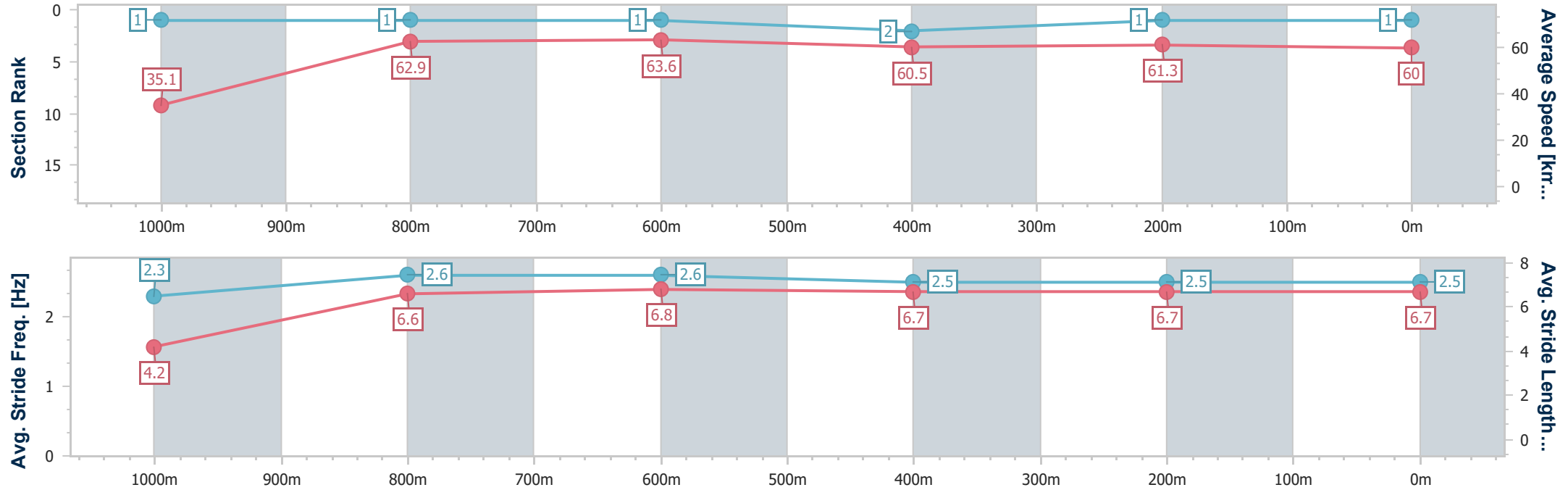
Horse/Jockey Name	Miss De Medici
Final Rank	1
Fastest Section Time (Section)	0:05.13 (Overall)
Top Speed [km/h] (Section)	65.0 (1000m)
Race State	Finished



Toowoomba QLD Professional
Race 5: PLATINUM GLASS & SECURITY Maiden Plate - 1050m
03 May 2025 - 14:49
Track Rating: Good, Weather: Fine, Rail Position: +3m Entire



Section	Overall	1000m	800m	600m	400m	200m								
Section Times	1:03.64 [1] (0:05.13)	0:58.51 [1] (0:11.57)	0:46.94 [1] (0:11.38)	0:35.56 [1] (0:11.87)	0:23.69 [2] (0:11.70)	0:11.99 [1] (0:11.99)								
Average Speed [km/h]	35.1	62.9	63.6	60.5	61.3	60.0								
Top Speed [km/h]	55.0	65.0	64.8	62.7	62.5	61.8								
Avg. Dist. to Rail [m]	18.8	5.0	1.1	0.6	0.5	0.9								
Avg. Stride Freq. [Hz]	2.3	2.6	2.6	2.5	2.5	2.5								
Avg. Stride Length [m]	4.2	6.6	6.8	6.7	6.7	6.7								





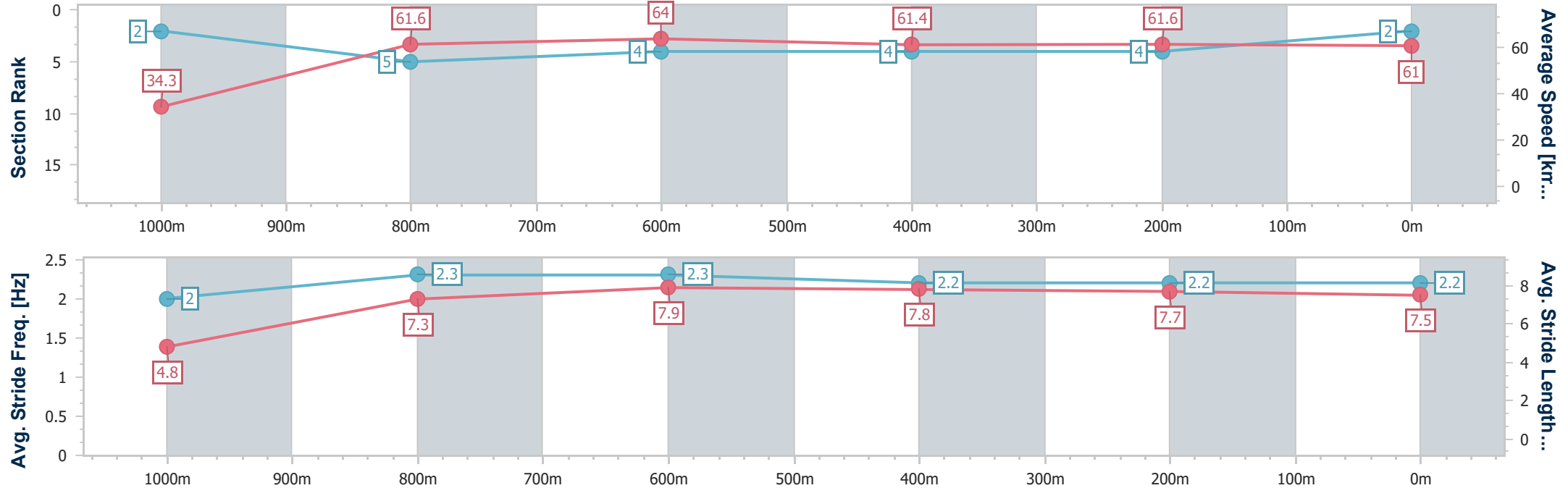
Horse/Jockey Name	Dominant Darcy
Final Rank	2
Fastest Section Time (Section)	0:05.24 (Overall)
Top Speed [km/h] (Section)	64.7 (800m)
Race State	Finished



Toowoomba QLD Professional
Race 5: PLATINUM GLASS & SECURITY Maiden Plate - 1050m
03 May 2025 - 14:49
Track Rating: Good, Weather: Fine, Rail Position: +3m Entire



Section	Overall	1000m	800m	600m	400m	200m							
Section Times	1:03.88 [2] (0:05.24)	0:58.64 [2] (0:11.96)	0:46.68 [5] (0:11.34)	0:35.34 [4] (0:11.82)	0:23.52 [4] (0:11.77)	0:11.75 [4] (0:11.75)							
Average Speed [km/h]	34.3	61.6	64.0	61.4	61.6	61.0							
Top Speed [km/h]	55.4	63.4	64.7	63.6	63.0	63.0							
Avg. Dist. to Rail [m]	22.2	7.8	2.0	1.1	2.2	1.7							
Avg. Stride Freq. [Hz]	2.0	2.3	2.3	2.2	2.2	2.2							
Avg. Stride Length [m]	4.8	7.3	7.9	7.8	7.7	7.5							





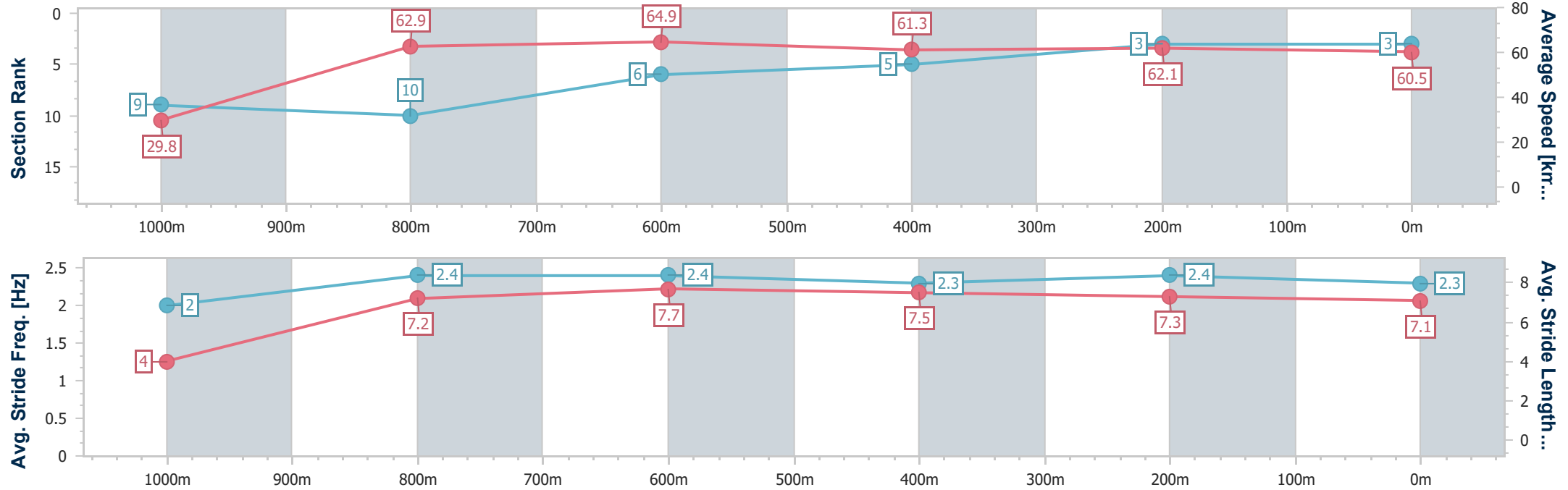
Horse/Jockey Name	Geraldine's Wish
Final Rank	3
Fastest Section Time (Section)	0:06.08 (Overall)
Top Speed [km/h] (Section)	66.0 (800m)
Race State	Finished



Toowoomba QLD Professional
Race 5: PLATINUM GLASS & SECURITY Maiden Plate - 1050m
03 May 2025 - 14:49
Track Rating: Good, Weather: Fine, Rail Position: +3m Entire



Section	Overall	1000m	800m	600m	400m	200m							
Section Times	1:03.99 [3] (0:06.08)	0:57.91 [9] (0:11.50)	0:46.41 [10] (0:11.09)	0:35.32 [6] (0:11.81)	0:23.51 [5] (0:11.60)	0:11.91 [3] (0:11.91)							
Average Speed [km/h]	29.8	62.9	64.9	61.3	62.1	60.5							
Top Speed [km/h]	56.0	65.2	66.0	62.9	63.2	61.8							
Avg. Dist. to Rail [m]	21.8	3.3	0.7	0.7	0.8	1.2							
Avg. Stride Freq. [Hz]	2.0	2.4	2.4	2.3	2.4	2.3							
Avg. Stride Length [m]	4.0	7.2	7.7	7.5	7.3	7.1							





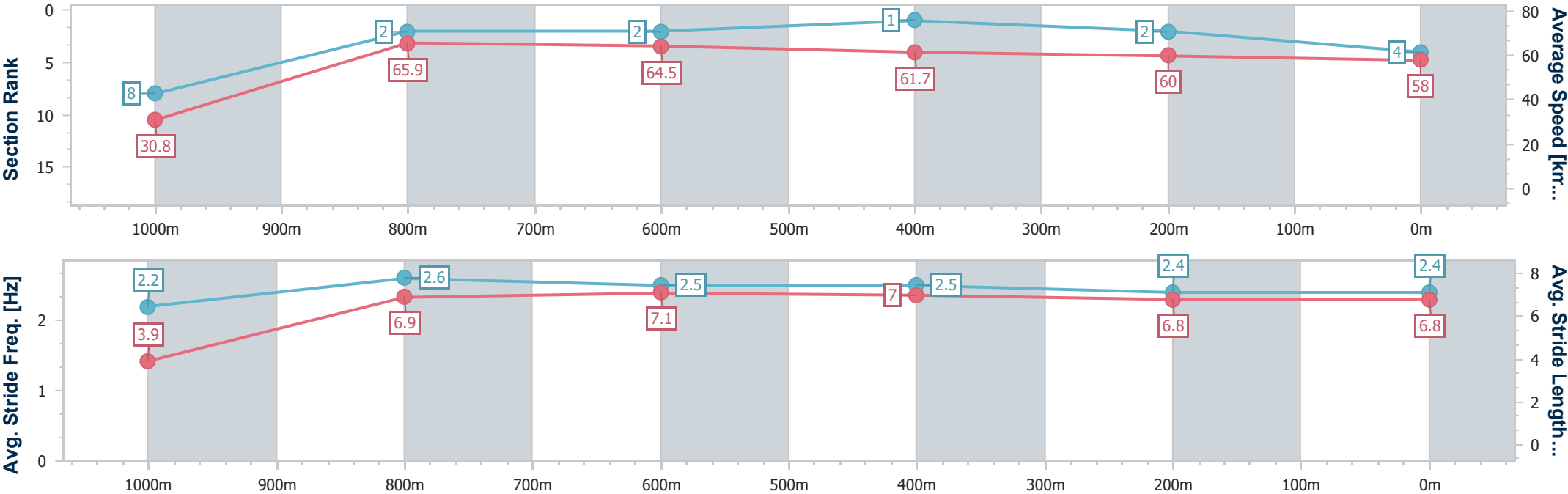
Horse/Jockey Name	Luvtoknow
Final Rank	4
Fastest Section Time (Section)	0:05.83 (Overall)
Top Speed [km/h] (Section)	68.3 (1000m)
Race State	Finished



Toowoomba QLD Professional
Race 5: PLATINUM GLASS & SECURITY Maiden Plate - 1050m
03 May 2025 - 14:49
Track Rating: Good, Weather: Fine, Rail Position: +3m Entire



Section	Overall	1000m	800m	600m	400m	200m								
Section Times	1:04.39 [4] (0:05.83)	0:58.56 [8] (0:11.14)	0:47.42 [2] (0:11.25)	0:36.17 [2] (0:11.70)	0:24.47 [1] (0:12.06)	0:12.41 [2] (0:12.41)								
Average Speed [km/h]	30.8	65.9	64.5	61.7	60.0	58.0								
Top Speed [km/h]	56.6	68.3	65.7	63.7	61.0	60.8								
Avg. Dist. to Rail [m]	21.5	6.3	1.8	0.8	1.6	0.3								
Avg. Stride Freq. [Hz]	2.2	2.6	2.5	2.5	2.4	2.4								
Avg. Stride Length [m]	3.9	6.9	7.1	7.0	6.8	6.8								





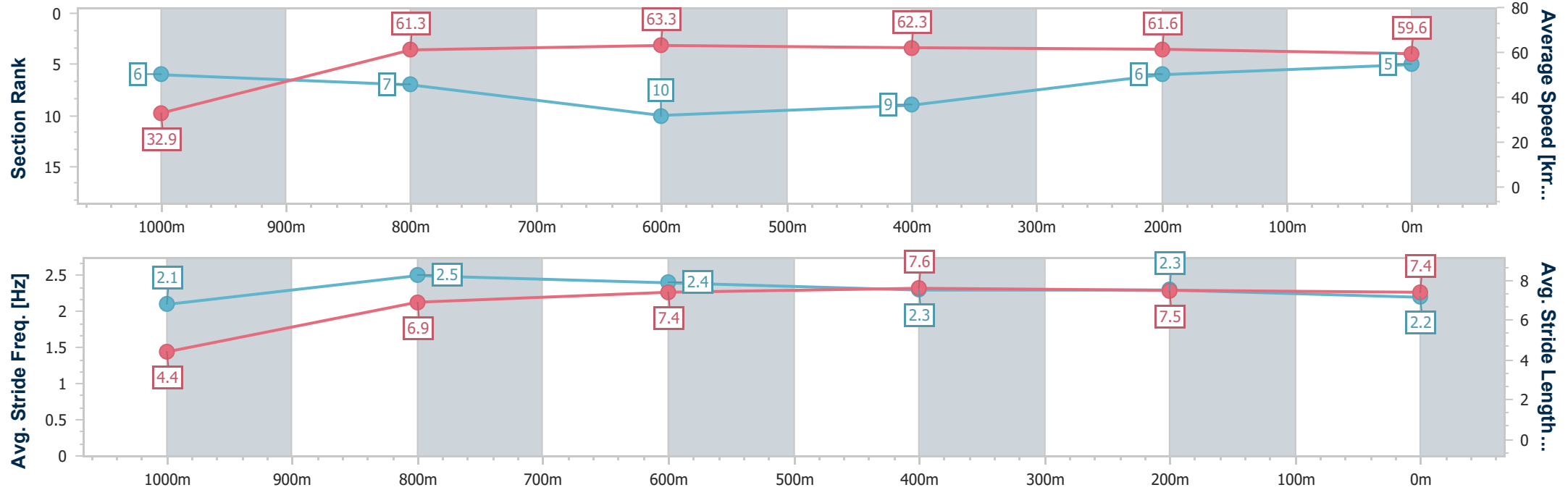
Horse/Jockey Name	Weather
Final Rank	5
Fastest Section Time (Section)	0:05.53 (Overall)
Top Speed [km/h] (Section)	65.6 (1000m)
Race State	Finished



Toowoomba QLD Professional
Race 5: PLATINUM GLASS & SECURITY Maiden Plate - 1050m
03 May 2025 - 14:49
Track Rating: Good, Weather: Fine, Rail Position: +3m Entire



Section	Overall	1000m	800m	600m	400m	200m							
Section Times	1:04.61 [5] (0:05.53)	0:59.08 [6] (0:11.98)	0:47.10 [7] (0:11.57)	0:35.53 [10] (0:11.73)	0:23.80 [9] (0:11.75)	0:12.05 [6] (0:12.05)							
Average Speed [km/h]	32.9	61.3	63.3	62.3	61.6	59.6							
Top Speed [km/h]	53.2	65.6	64.8	63.0	63.0	60.1							
Avg. Dist. to Rail [m]	23.1	7.5	4.5	2.4	2.2	3.7							
Avg. Stride Freq. [Hz]	2.1	2.5	2.4	2.3	2.3	2.2							
Avg. Stride Length [m]	4.4	6.9	7.4	7.6	7.5	7.4							





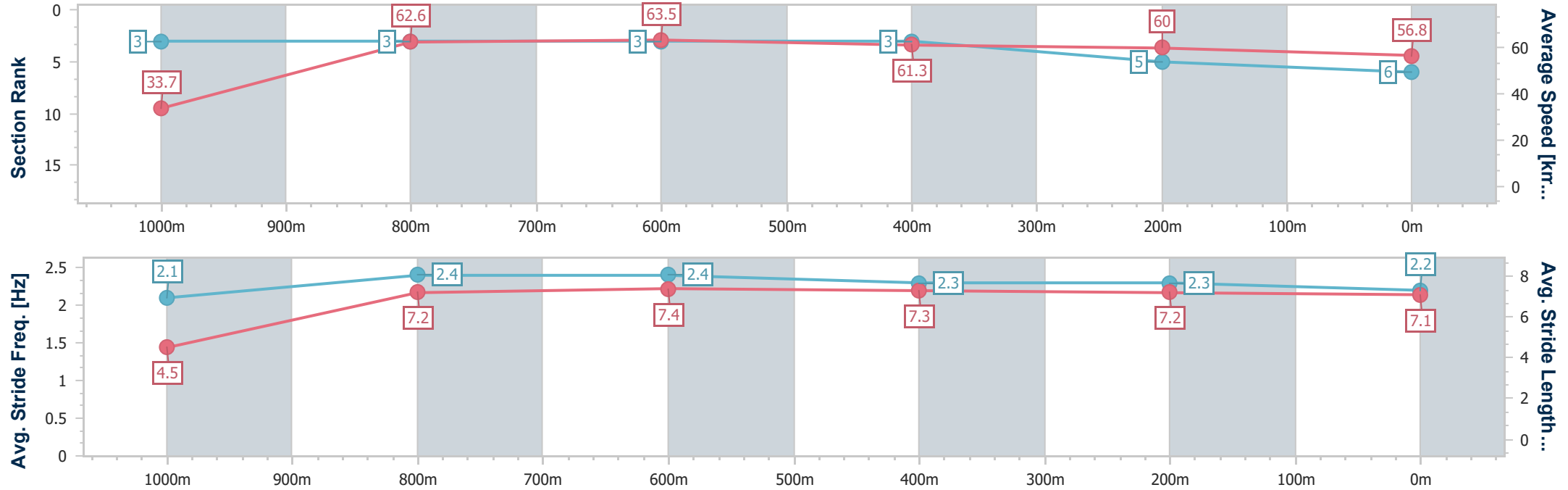
Horse/Jockey Name	El Quinto
Final Rank	6
Fastest Section Time (Section)	0:05.31 (Overall)
Top Speed [km/h] (Section)	64.9 (800m)
Race State	Finished



Toowoomba QLD Professional
Race 5: PLATINUM GLASS & SECURITY Maiden Plate - 1050m
03 May 2025 - 14:49
Track Rating: Good, Weather: Fine, Rail Position: +3m Entire



Section	Overall	1000m	800m	600m	400m	200m							
Section Times	1:04.80 [6] (0:05.31)	0:59.49 [3] (0:11.68)	0:47.81 [3] (0:11.36)	0:36.45 [3] (0:11.83)	0:24.62 [3] (0:11.97)	0:12.65 [5] (0:12.65)							
Average Speed [km/h]	33.7	62.6	63.5	61.3	60.0	56.8							
Top Speed [km/h]	55.9	64.0	64.9	63.2	61.5	59.4							
Avg. Dist. to Rail [m]	18.8	4.8	1.6	0.9	0.3	1.5							
Avg. Stride Freq. [Hz]	2.1	2.4	2.4	2.3	2.3	2.2							
Avg. Stride Length [m]	4.5	7.2	7.4	7.3	7.2	7.1							





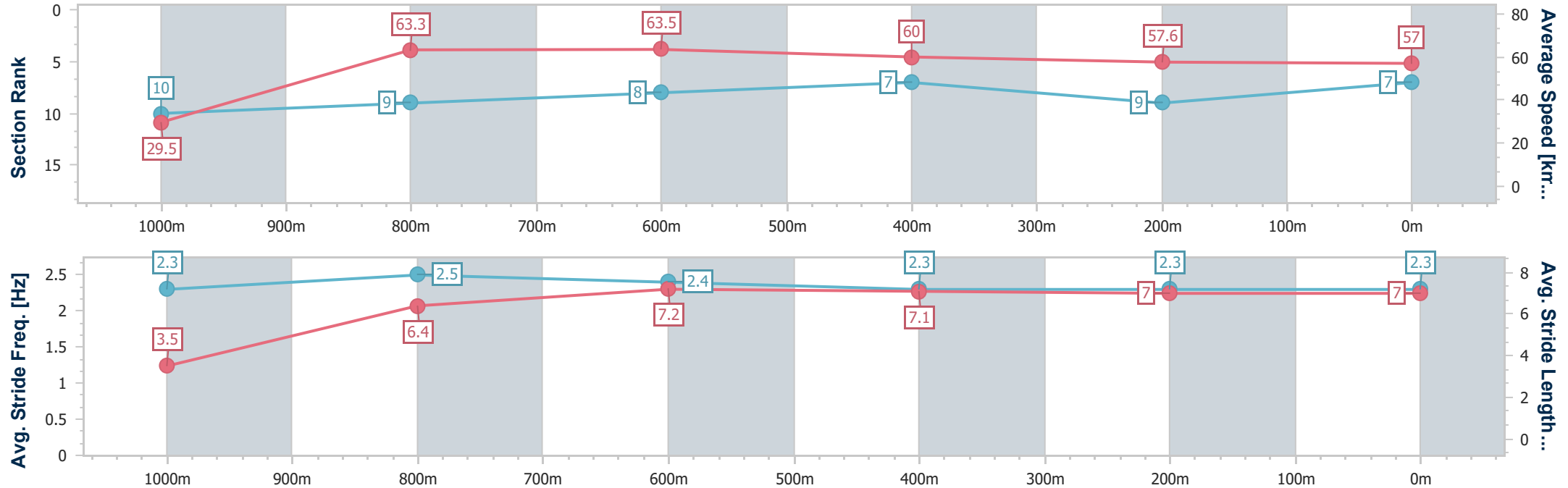
Horse/Jockey Name	Sir Memphis
Final Rank	7
Fastest Section Time (Section)	0:06.34 (Overall)
Top Speed [km/h] (Section)	69.2 (1000m)
Race State	Finished



Toowoomba QLD Professional
Race 5: PLATINUM GLASS & SECURITY Maiden Plate - 1050m
03 May 2025 - 14:49
Track Rating: Good, Weather: Fine, Rail Position: +3m Entire



Section	Overall	1000m	800m	600m	400m	200m							
Section Times	1:05.79 [7] (0:06.34)	0:59.45 [10] (0:11.23)	0:48.22 [9] (0:11.20)	0:37.02 [8] (0:11.93)	0:25.09 [7] (0:12.45)	0:12.64 [9] (0:12.64)							
Average Speed [km/h]	29.5	63.3	63.5	60.0	57.6	57.0							
Top Speed [km/h]	48.7	69.2	65.0	62.1	59.5	57.3							
Avg. Dist. to Rail [m]	12.3	3.0	2.2	0.9	0.8	0.7							
Avg. Stride Freq. [Hz]	2.3	2.5	2.4	2.3	2.3	2.3							
Avg. Stride Length [m]	3.5	6.4	7.2	7.1	7.0	7.0							





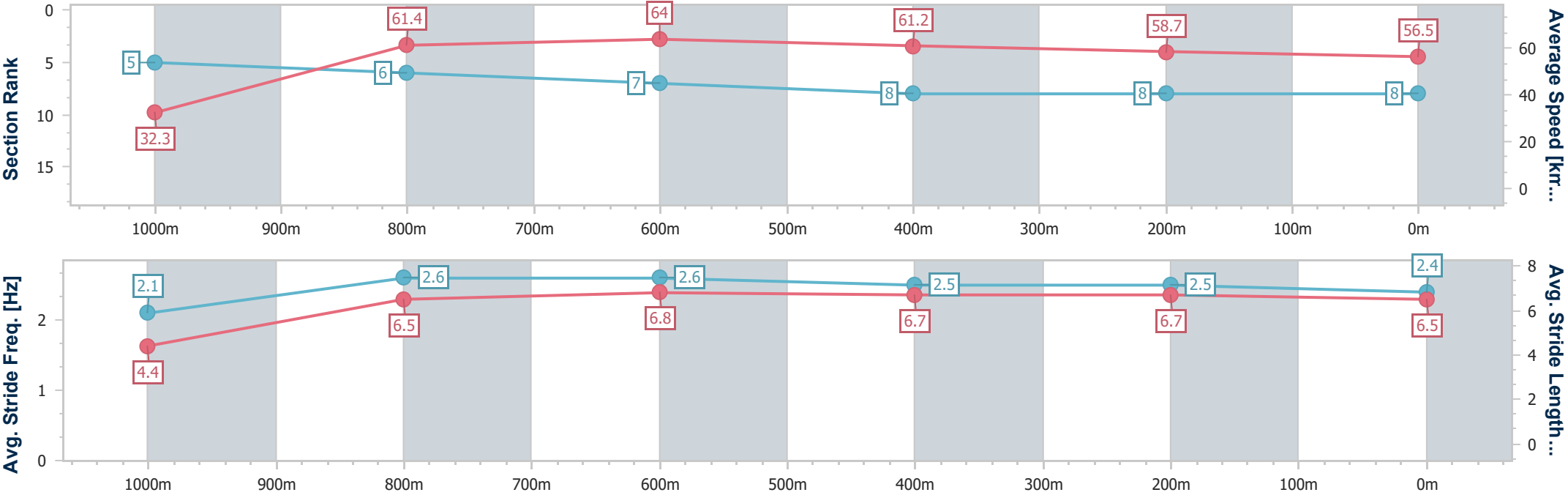
Horse/Jockey Name	Vain Rossi
Final Rank	8
Fastest Section Time (Section)	0:05.52 (Overall)
Top Speed [km/h] (Section)	65.3 (1000m)
Race State	Finished



Toowoomba QLD Professional
Race 5: PLATINUM GLASS & SECURITY Maiden Plate - 1050m
03 May 2025 - 14:49
Track Rating: Good, Weather: Fine, Rail Position: +3m Entire



Section	Overall	1000m	800m	600m	400m	200m							
Section Times	1:05.79 [8] (0:05.52)	1:00.27 [5] (0:11.88)	0:48.39 [6] (0:11.36)	0:37.03 [7] (0:11.95)	0:25.08 [8] (0:12.32)	0:12.76 [8] (0:12.76)							
Average Speed [km/h]	32.3	61.4	64.0	61.2	58.7	56.5							
Top Speed [km/h]	54.3	65.3	65.2	63.2	59.6	57.5							
Avg. Dist. to Rail [m]	17.2	4.7	3.0	2.7	1.9	4.2							
Avg. Stride Freq. [Hz]	2.1	2.6	2.6	2.5	2.5	2.4							
Avg. Stride Length [m]	4.4	6.5	6.8	6.7	6.7	6.5							





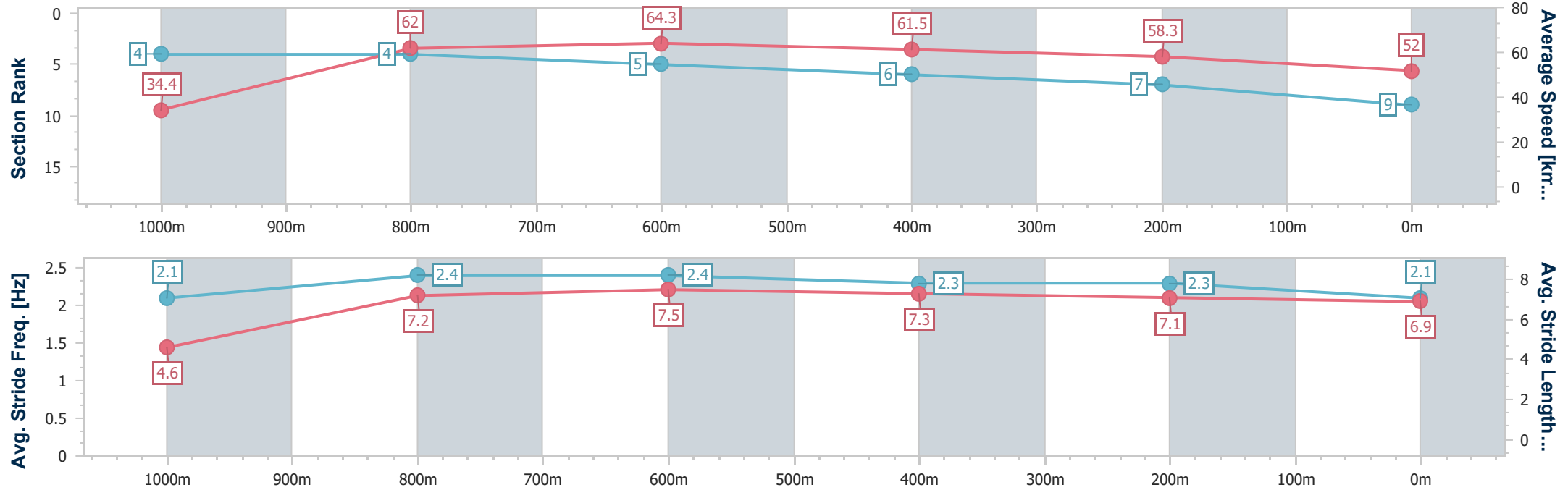
Horse/Jockey Name	Our Anaconda
Final Rank	9
Fastest Section Time (Section)	0:05.32 (Overall)
Top Speed [km/h] (Section)	65.7 (800m)
Race State	Finished



Toowoomba QLD Professional
Race 5: PLATINUM GLASS & SECURITY Maiden Plate - 1050m
03 May 2025 - 14:49
Track Rating: Good, Weather: Fine, Rail Position: +3m Entire



Section	Overall	1000m	800m	600m	400m	200m							
Section Times	1:06.83 [9] (0:05.32)	1:01.51 [4] (0:11.84)	0:49.67 [4] (0:11.40)	0:38.27 [5] (0:12.01)	0:26.26 [6] (0:12.41)	0:13.85 [7] (0:13.85)							
Average Speed [km/h]	34.4	62.0	64.3	61.5	58.3	52.0							
Top Speed [km/h]	54.6	65.6	65.7	64.1	59.6	56.0							
Avg. Dist. to Rail [m]	20.2	6.9	5.4	5.0	1.6	2.6							
Avg. Stride Freq. [Hz]	2.1	2.4	2.4	2.3	2.3	2.1							
Avg. Stride Length [m]	4.6	7.2	7.5	7.3	7.1	6.9							





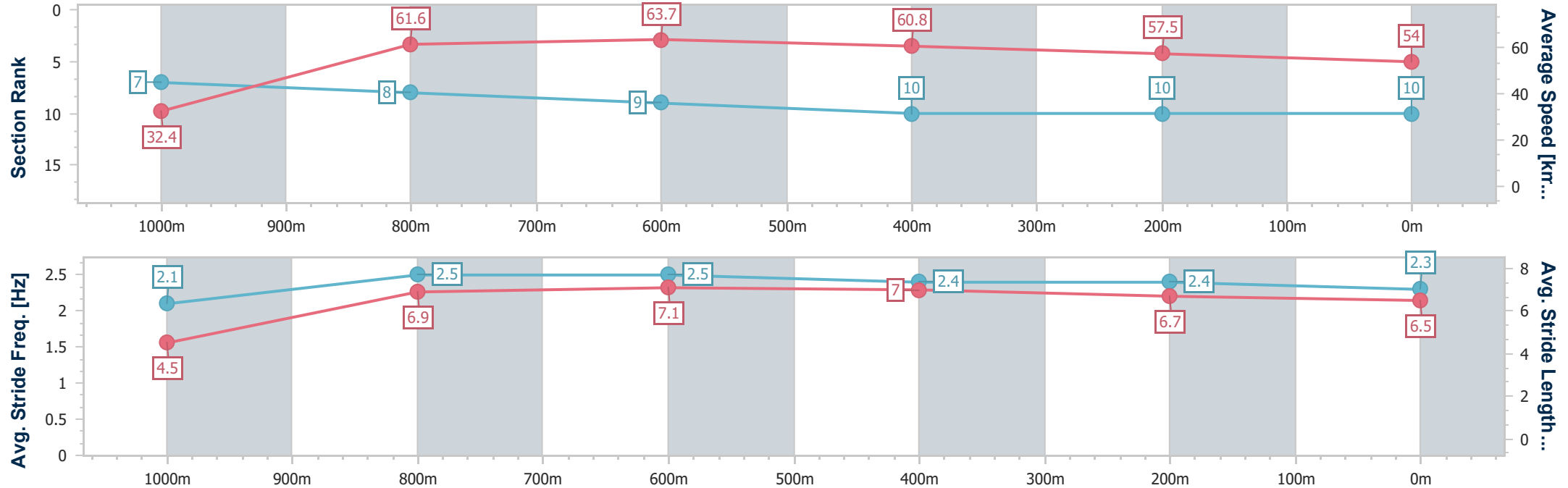
Horse/Jockey Name	Major Freestone
Final Rank	10
Fastest Section Time (Section)	0:05.56 (Overall)
Top Speed [km/h] (Section)	65.2 (1000m)
Race State	Finished



Toowoomba QLD Professional
Race 5: PLATINUM GLASS & SECURITY Maiden Plate - 1050m
03 May 2025 - 14:49
Track Rating: Good, Weather: Fine, Rail Position: +3m Entire



Section	Overall	1000m	800m	600m	400m	200m							
Section Times	1:07.16 [10] (0:05.56)	1:01.60 [7] (0:11.96)	0:49.64 [8] (0:11.54)	0:38.10 [9] (0:12.09)	0:26.01 [10] (0:12.63)	0:13.38 [10] (0:13.38)							
Average Speed [km/h]	32.4	61.6	63.7	60.8	57.5	54.0							
Top Speed [km/h]	54.9	65.2	65.1	62.6	60.0	56.4							
Avg. Dist. to Rail [m]	22.4	8.5	5.5	4.2	3.0	5.1							
Avg. Stride Freq. [Hz]	2.1	2.5	2.5	2.4	2.4	2.3							
Avg. Stride Length [m]	4.5	6.9	7.1	7.0	6.7	6.5							





Toowoomba QLD Professional
Race 6: TAYLOR BUILDING GROUP BENCHMARK 65 Handicap - 1300m
03 May 2025 - 15:23



Track Rating: Good 4, Weather: Fine, Rail Position: +3m Entire

Section						Overall	1200m	1000m	800m	600m	400m	Last 600m	
Field Times						1:20.36 (0:08.54)	1:11.82 (0:11.33)	1:00.49 (0:11.56)	0:48.93 (0:11.97)	0:36.96 (0:12.35)	0:24.61 (0:12.33)	0:36.96	
Rank	TAB	Horse/Jockey	Barrier	Top Speed [km/h]	Fastest Section								Distance Travelled [m]
1	4	CELESTIAL HARBOUR	5	63.7	0:08.54	1:20.36 [1]	1:11.82 [1]	1:00.28 [4]	0:48.27 [5]	0:36.37 [6]	0:24.32 [4]	0:36.37	
		Nozi Tomizawa		1200m	Overall	(0:08.54)	(0:11.54)	(0:12.01)	(0:11.90)	(0:12.05)	(0:12.04)		
2	9	FREEMAN	1	64.5	0:08.56	1:20.82 [2]	1:12.26 [3]	1:00.86 [3]	0:48.89 [3]	0:36.92 [4]	0:24.79 [3]	0:36.92 -7	
		Shania Willis		1200m	Overall	(0:08.56)	(0:11.40)	(0:11.97)	(0:11.97)	(0:12.13)	(0:12.34)		
3	5	REGAL EDITION	2	65.2	0:08.98	1:20.85 [3]	1:11.87 [6]	1:00.50 [7]	0:48.58 [7]	0:36.70 [7]	0:24.56 [7]	0:36.70 -3	
		Anthony Allen		1200m	Overall	(0:08.98)	(0:11.37)	(0:11.92)	(0:11.88)	(0:12.14)	(0:12.22)		
4	7	RYLOV	6	68.9	0:09.21	1:21.25 [4]	1:12.04 [7]	1:01.16 [5]	0:49.32 [4]	0:37.48 [2]	0:25.28 [2]	0:37.48 -2	
		Jackson Murphy		1200m	Overall	(0:09.21)	(0:10.88)	(0:11.84)	(0:11.84)	(0:12.20)	(0:12.57)		
5	1	BOWRIDER	8	67.2	0:08.83	1:21.42 [5]	1:12.59 [5]	1:01.55 [1]	0:49.99 [1]	0:38.02 [1]	0:25.67 [1]	0:38.02 -8	
		Colleen Krahn		1200m	Overall	(0:08.83)	(0:11.04)	(0:11.56)	(0:11.97)	(0:12.35)	(0:12.69)		
6	2	SPEED MAP	7	64.6	0:08.56	1:21.50 [6]	1:12.94 [2]	1:01.55 [2]	0:49.68 [2]	0:37.73 [2]	0:25.42 [5]	0:37.73 -7	
		Corey Bayliss		1200m	Overall	(0:08.56)	(0:11.39)	(0:11.87)	(0:11.95)	(0:12.31)	(0:12.43)		
7	10	FLUDWAY	4	63.8	0:08.75	1:21.73 [7]	1:12.98 [4]	1:01.48 [6]	0:49.50 [6]	0:37.74 [5]	0:25.59 [6]	0:37.74 +2	
		Stacey Callow		1200m	Overall	(0:08.75)	(0:11.50)	(0:11.98)	(0:11.76)	(0:12.15)	(0:12.51)		

Scratched: Soozie Maree (#11), Sarsen (#3), Atomic Selfie (#8), Galway Hussler (#6)



Toowoomba QLD Professional
Race 6: TAYLOR BUILDING GROUP BENCHMARK 65 Handicap - 1300m
03 May 2025 - 15:23



Track Rating: Good 4, Weather: Fine, Rail Position: +3m Entire

Section Field Times				200m 0:12.28 (0:12.28)				Last 600m 0:36.96	
Rank	TAB	Horse/Jockey	Barrier	Top Speed [km/h]	Fastest Section	Margin		Distance Travelled [m]	
1	4	CELESTIAL HARBOUR	5	63.7	0:08.54	0:12.28 [1]	1:20.36	0:36.37	
		Nozi Tomizawa		1200m	Overall	(0:12.28)			
2	9	FREEMAN	1	64.5	0:08.56	0:12.45 [2]	2.5L	0:36.92	-7
		Shania Willis		1200m	Overall	(0:12.45)			
3	5	REGAL EDITION	2	65.2	0:08.98	0:12.34 [5]	2.7L	0:36.70	-3
		Anthony Allen		1200m	Overall	(0:12.34)			
4	7	RYLOV	6	68.9	0:09.21	0:12.71 [6]	5L	0:37.48	-2
		Jackson Murphy		1200m	Overall	(0:12.71)			
5	1	BOWRIDER	8	67.2	0:08.83	0:12.98 [3]	6L	0:38.02	-8
		Colleen Krahnen		1200m	Overall	(0:12.98)			
6	2	SPEED MAP	7	64.6	0:08.56	0:12.99 [4]	6.4L	0:37.73	-7
		Corey Bayliss		1200m	Overall	(0:12.99)			
7	10	FLUDWAY	4	63.8	0:08.75	0:13.08 [7]	7.7L	0:37.74	+2
		Stacey Callow		1200m	Overall	(0:13.08)			

Scratched: Soozie Maree (#11), Sarsen (#3), Atomic Selfie (#8), Galway Hussler (#6)



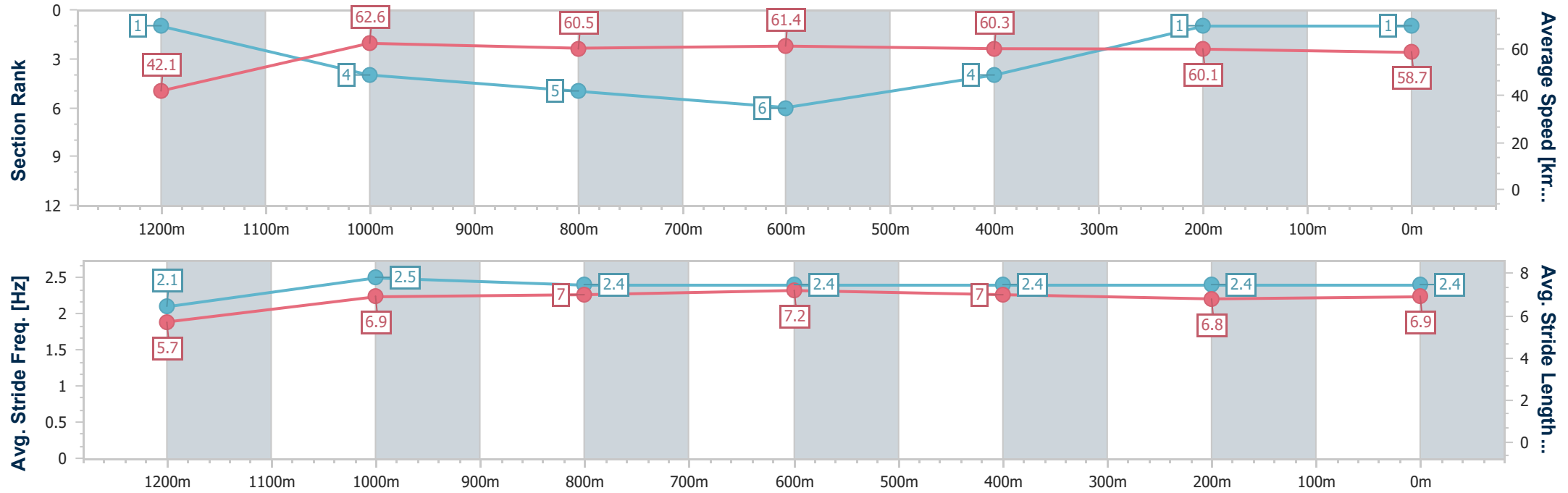
Horse/Jockey Name	Celestial Harbour
Final Rank	1
Fastest Section Time (Section)	0:08.54 (Overall)
Top Speed [km/h] (Section)	63.7 (1200m)
Race State	Finished



Toowoomba QLD Professional
Race 6: TAYLOR BUILDING GROUP BENCHMARK 65 Handicap
- 1300m
03 May 2025 - 15:23
Track Rating: Good 4, Weather: Fine, Rail Position: +3m Entire



Section	Overall	1200m	1000m	800m	600m	400m	200m						
Section Times	1:20.36 [1] (0:08.54)	1:11.82 [1] (0:11.54)	1:00.28 [4] (0:12.01)	0:48.27 [5] (0:11.90)	0:36.37 [6] (0:12.05)	0:24.32 [4] (0:12.04)	0:12.28 [1] (0:12.28)						
Average Speed [km/h]	42.1	62.6	60.5	61.4	60.3	60.1	58.7						
Top Speed [km/h]	59.9	63.7	61.9	61.9	61.1	61.2	60.7						
Avg. Dist. to Rail [m]	6.1	3.6	3.5	2.3	1.6	2.5	2.7						
Avg. Stride Freq. [Hz]	2.1	2.5	2.4	2.4	2.4	2.4	2.4						
Avg. Stride Length [m]	5.7	6.9	7.0	7.2	7.0	6.8	6.9						





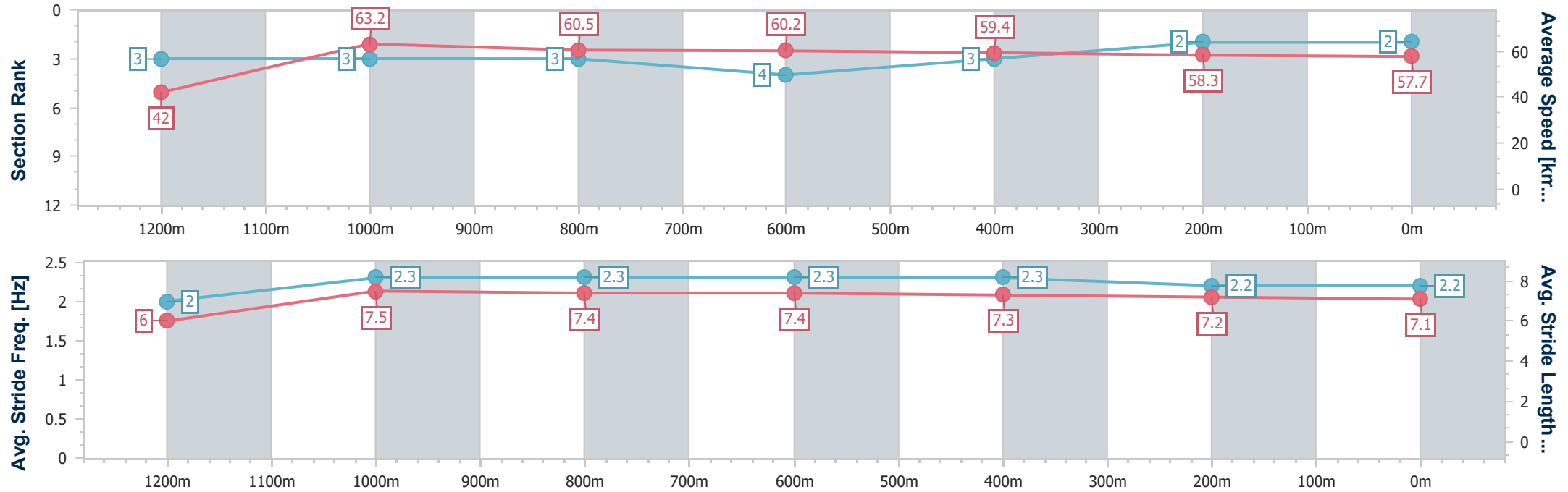
Horse/Jockey Name	Freeman
Final Rank	2
Fastest Section Time (Section)	0:08.56 (Overall)
Top Speed [km/h] (Section)	64.5 (1200m)
Race State	Finished



Toowoomba QLD Professional
Race 6: TAYLOR BUILDING GROUP BENCHMARK 65 Handicap
- 1300m
03 May 2025 - 15:23
Track Rating: Good 4, Weather: Fine, Rail Position: +3m Entire



Section	Overall	1200m	1000m	800m	600m	400m	200m						
Section Times	1:20.82 [2] (0:08.56)	1:12.26 [3] (0:11.40)	1:00.86 [3] (0:11.97)	0:48.89 [3] (0:11.97)	0:36.92 [4] (0:12.13)	0:24.79 [3] (0:12.34)	0:12.45 [2] (0:12.45)						
Average Speed [km/h]	42.0	63.2	60.5	60.2	59.4	58.3	57.7						
Top Speed [km/h]	61.1	64.5	62.5	61.3	60.7	59.7	58.7						
Avg. Dist. to Rail [m]	4.2	1.4	1.2	1.0	0.3	0.6	1.9						
Avg. Stride Freq. [Hz]	2.0	2.3	2.3	2.3	2.3	2.2	2.2						
Avg. Stride Length [m]	6.0	7.5	7.4	7.4	7.3	7.2	7.1						





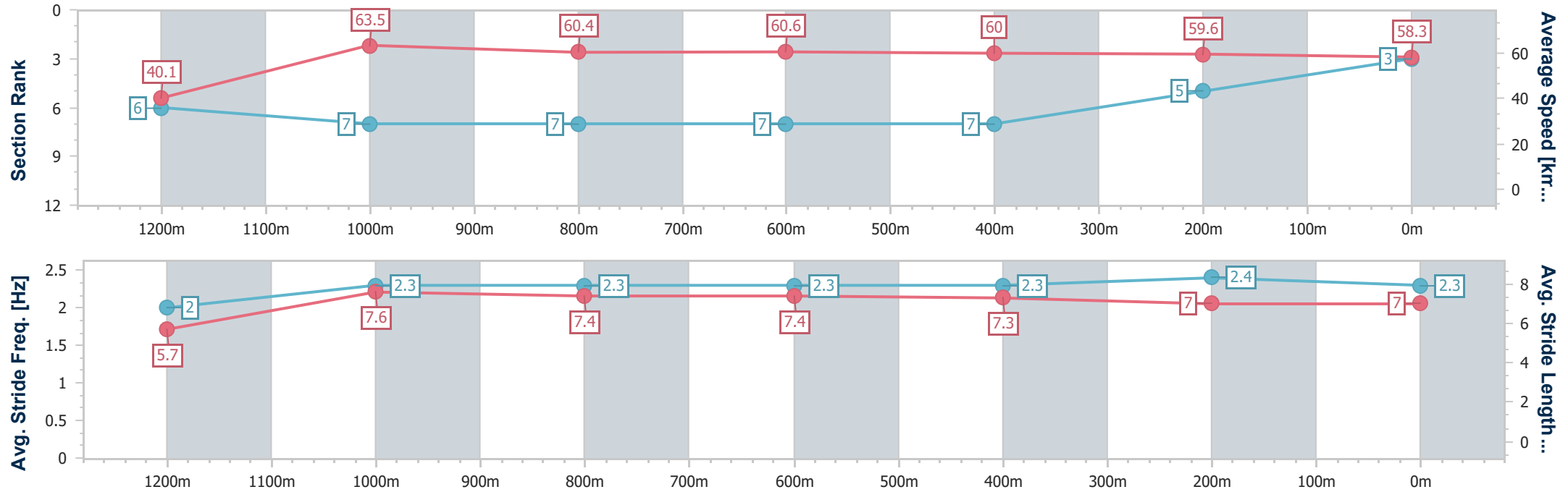
Horse/Jockey Name	Regal Edition
Final Rank	3
Fastest Section Time (Section)	0:08.98 (Overall)
Top Speed [km/h] (Section)	65.2 (1200m)
Race State	Finished



Toowoomba QLD Professional
Race 6: TAYLOR BUILDING GROUP BENCHMARK 65 Handicap
- 1300m
03 May 2025 - 15:23
Track Rating: Good 4, Weather: Fine, Rail Position: +3m Entire



Section	Overall	1200m	1000m	800m	600m	400m	200m						
Section Times	1:20.85 [3] (0:08.98)	1:11.87 [6] (0:11.37)	1:00.50 [7] (0:11.92)	0:48.58 [7] (0:11.88)	0:36.70 [7] (0:12.14)	0:24.56 [7] (0:12.22)	0:12.34 [5]						
Average Speed [km/h]	40.1	63.5	60.4	60.6	60.0	59.6	58.3						
Top Speed [km/h]	60.8	65.2	62.3	61.8	61.9	60.6	59.8						
Avg. Dist. to Rail [m]	3.4	0.7	0.4	1.3	2.1	2.7	3.1						
Avg. Stride Freq. [Hz]	2.0	2.3	2.3	2.3	2.3	2.4	2.3						
Avg. Stride Length [m]	5.7	7.6	7.4	7.4	7.3	7.0	7.0						





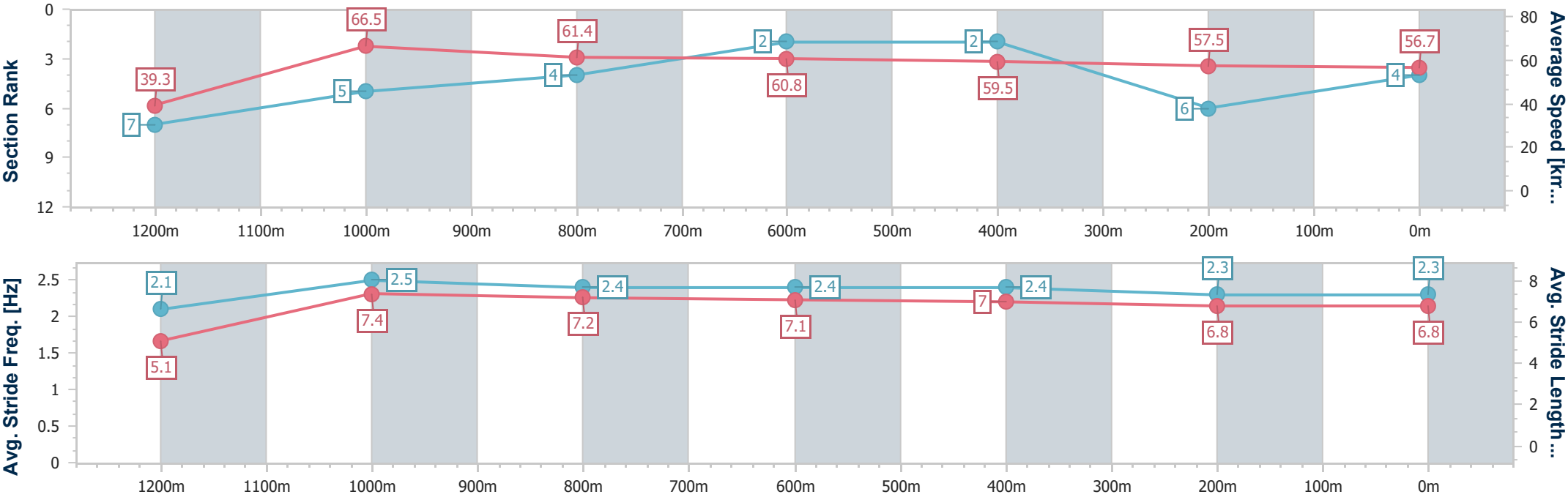
Horse/Jockey Name	Rylov
Final Rank	4
Fastest Section Time (Section)	0:09.21 (Overall)
Top Speed [km/h] (Section)	68.9 (1200m)
Race State	Finished



Toowoomba QLD Professional
Race 6: TAYLOR BUILDING GROUP BENCHMARK 65 Handicap
- 1300m
03 May 2025 - 15:23
Track Rating: Good 4, Weather: Fine, Rail Position: +3m Entire



Section	Overall	1200m	1000m	800m	600m	400m	200m						
Section Times	1:21.25 [4] (0:09.21)	1:12.04 [7] (0:10.88)	1:01.16 [5] (0:11.84)	0:49.32 [4] (0:11.84)	0:37.48 [2] (0:12.20)	0:25.28 [2] (0:12.57)	0:12.71 [6] (0:12.71)						
Average Speed [km/h]	39.3	66.5	61.4	60.8	59.5	57.5	56.7						
Top Speed [km/h]	65.0	68.9	62.9	61.8	60.7	59.2	59.0						
Avg. Dist. to Rail [m]	7.8	3.4	2.8	1.0	0.8	1.6	2.4						
Avg. Stride Freq. [Hz]	2.1	2.5	2.4	2.4	2.4	2.3	2.3						
Avg. Stride Length [m]	5.1	7.4	7.2	7.1	7.0	6.8	6.8						





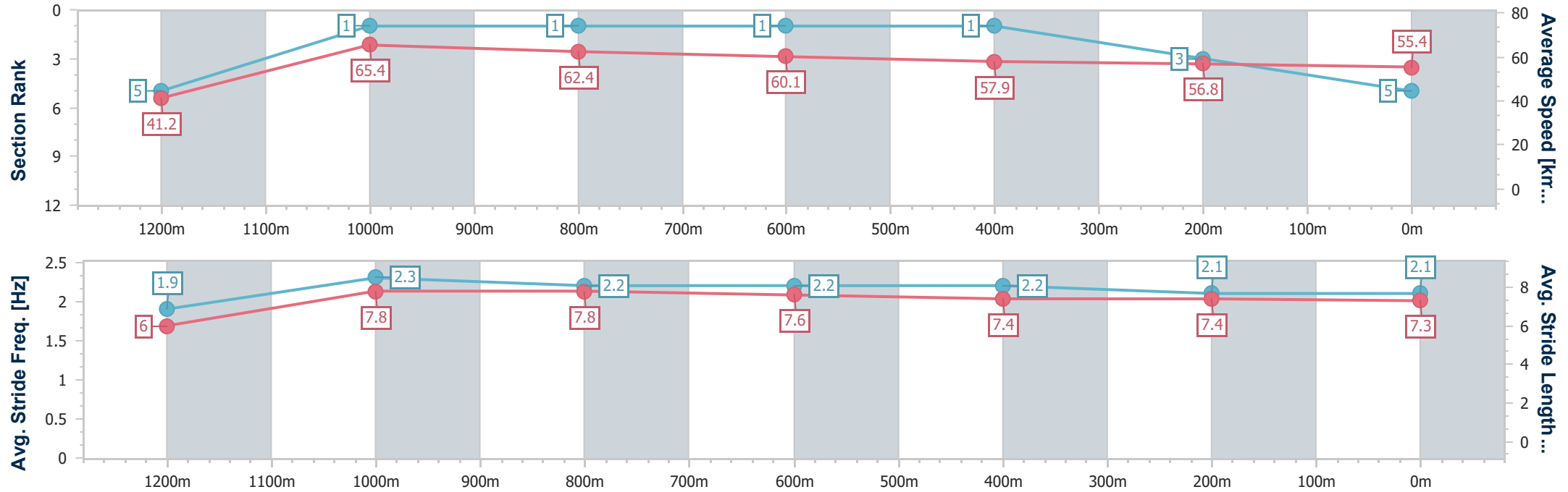
Horse/Jockey Name	Bowrider
Final Rank	5
Fastest Section Time (Section)	0:08.83 (Overall)
Top Speed [km/h] (Section)	67.2 (1200m)
Race State	Finished



Toowoomba QLD Professional
Race 6: TAYLOR BUILDING GROUP BENCHMARK 65 Handicap
- 1300m
03 May 2025 - 15:23
Track Rating: Good 4, Weather: Fine, Rail Position: +3m Entire



Section	Overall	1200m	1000m	800m	600m	400m	200m						
Section Times	1:21.42 [5] (0:08.83)	1:12.59 [5] (0:11.04)	1:01.55 [1] (0:11.56)	0:49.99 [1] (0:11.97)	0:38.02 [1] (0:12.35)	0:25.67 [1] (0:12.69)	0:12.98 [3] (0:12.98)						
Average Speed [km/h]	41.2	65.4	62.4	60.1	57.9	56.8	55.4						
Top Speed [km/h]	62.9	67.2	65.4	61.1	60.6	57.5	55.7						
Avg. Dist. to Rail [m]	8.9	4.7	1.2	0.4	0.6	0.3	0.6						
Avg. Stride Freq. [Hz]	1.9	2.3	2.2	2.2	2.2	2.1	2.1						
Avg. Stride Length [m]	6.0	7.8	7.8	7.6	7.4	7.4	7.3						





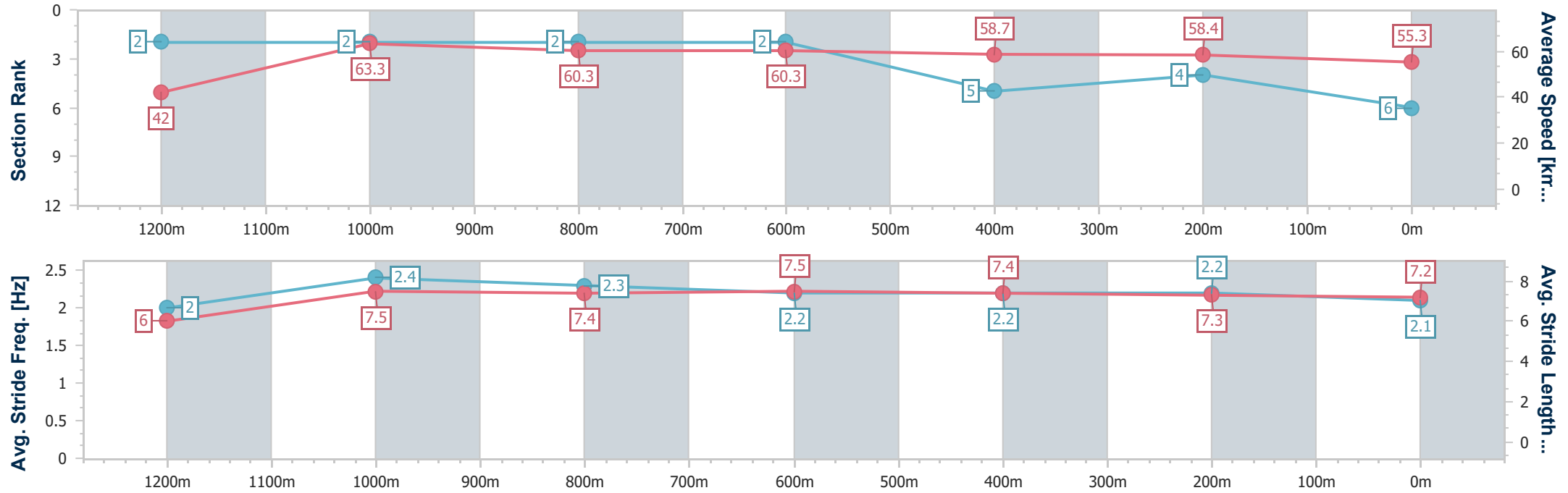
Horse/Jockey Name	Speed Map
Final Rank	6
Fastest Section Time (Section)	0:08.56 (Overall)
Top Speed [km/h] (Section)	64.6 (1200m)
Race State	Finished



Toowoomba QLD Professional
Race 6: TAYLOR BUILDING GROUP BENCHMARK 65 Handicap
- 1300m
03 May 2025 - 15:23
Track Rating: Good 4, Weather: Fine, Rail Position: +3m Entire



Section	Overall	1200m	1000m	800m	600m	400m	200m						
Section Times	1:21.50 [6] (0:08.56)	1:12.94 [2] (0:11.39)	1:01.55 [2] (0:11.87)	0:49.68 [2] (0:11.95)	0:37.73 [2] (0:12.31)	0:25.42 [5] (0:12.43)	0:12.99 [4] (0:12.99)						
Average Speed [km/h]	42.0	63.3	60.3	60.3	58.7	58.4	55.3						
Top Speed [km/h]	62.0	64.6	63.4	60.8	60.2	59.1	57.1						
Avg. Dist. to Rail [m]	7.3	1.2	1.3	1.0	1.2	1.7	2.3						
Avg. Stride Freq. [Hz]	2.0	2.4	2.3	2.2	2.2	2.2	2.1						
Avg. Stride Length [m]	6.0	7.5	7.4	7.5	7.4	7.3	7.2						





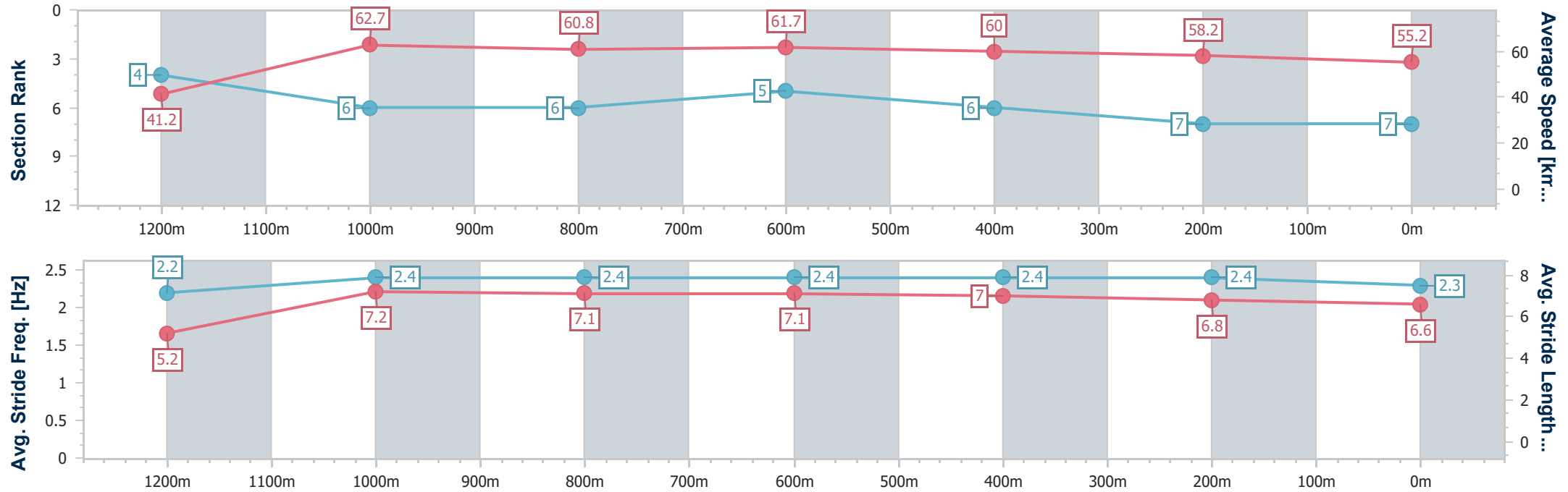
Horse/Jockey Name	Fludway
Final Rank	7
Fastest Section Time (Section)	0:08.75 (Overall)
Top Speed [km/h] (Section)	63.8 (1200m)
Race State	Finished



Toowoomba QLD Professional
Race 6: TAYLOR BUILDING GROUP BENCHMARK 65 Handicap
- 1300m
03 May 2025 - 15:23
Track Rating: Good 4, Weather: Fine, Rail Position: +3m Entire



Section	Overall	1200m	1000m	800m	600m	400m	200m						
Section Times	1:21.73 [7] (0:08.75)	1:12.98 [4] (0:11.50)	1:01.48 [6] (0:11.98)	0:49.50 [6] (0:11.76)	0:37.74 [5] (0:12.15)	0:25.59 [6] (0:12.51)	0:13.08 [7] (0:13.08)						
Average Speed [km/h]	41.2	62.7	60.8	61.7	60.0	58.2	55.2						
Top Speed [km/h]	61.8	63.8	62.4	62.6	62.3	59.1	57.0						
Avg. Dist. to Rail [m]	6.6	4.2	3.6	2.8	2.6	3.3	3.8						
Avg. Stride Freq. [Hz]	2.2	2.4	2.4	2.4	2.4	2.4	2.3						
Avg. Stride Length [m]	5.2	7.2	7.1	7.1	7.0	6.8	6.6						





Toowoomba QLD Professional

Race 7: HAPPY 21ST MASON LINDSAY Class 2 Handicap - 1890m

03 May 2025 - 16:02



Track Rating: Good 4, Weather: Fine, Rail Position: +3m Entire

Section						Overall	1600m	1400m	1200m	1000m	800m	600m	Last 600m	
Field Times						2:01.59 (0:22.22)	1:39.37 (0:11.44)	1:27.93 (0:12.39)	1:15.54 (0:12.75)	1:02.79 (0:12.97)	0:49.82 (0:12.45)	0:37.37 (0:12.22)	0:37.37	
Rank	TAB	Horse/Jockey	Barrier	Top Speed [km/h]	Fastest Section									Distance Travelled [m]
1	9	BY BY BEAN	8	65.9	0:11.44	2:01.59 [1]	1:39.37 [1]	1:27.93 [1]	1:15.54 [1]	1:02.79 [1]	0:49.82 [1]	0:37.37 [1]	0:37.37	
		Kenji Yoshida		Overall	1600m	(0:22.22)	(0:11.44)	(0:12.39)	(0:12.75)	(0:12.97)	(0:12.45)	(0:12.22)		
2	3	MEDICAL AUTOCRAT	9	64.3	0:11.38	2:01.73 [2]	1:38.74 [6]	1:27.36 [6]	1:14.79 [6]	1:02.11 [6]	0:49.26 [6]	0:37.06 [5]	0:37.06	+10
		Karl Zechner		1600m	1600m	(0:22.99)	(0:11.38)	(0:12.57)	(0:12.68)	(0:12.85)	(0:12.20)	(0:12.42)		
3	4	GOT YOURSELF A GUN	7	63.8	0:11.47	2:01.81 [3]	1:38.77 [7]	1:27.30 [7]	1:14.79 [7]	1:02.03 [7]	0:49.10 [7]	0:36.87 [7]	0:36.87	-7
		Anthony Allen		Overall	1600m	(0:23.04)	(0:11.47)	(0:12.51)	(0:12.76)	(0:12.93)	(0:12.23)	(0:12.32)		
4	6	WHATADILEMMA	1	63.6	0:11.59	2:02.03 [4]	1:39.39 [4]	1:27.80 [4]	1:15.35 [4]	1:02.50 [5]	0:49.59 [5]	0:37.30 [6]	0:37.30	-10
		Corey Bayliss		Overall	1600m	(0:22.64)	(0:11.59)	(0:12.45)	(0:12.85)	(0:12.91)	(0:12.29)	(0:12.50)		
5	2	LOYALTY COUNTS	3	63.6	0:11.48	2:02.36 [5]	1:39.55 [5]	1:28.07 [5]	1:15.57 [5]	1:02.99 [4]	0:50.21 [4]	0:37.90 [4]	0:37.90	+13
		Jake Molloy		Overall	1600m	(0:22.81)	(0:11.48)	(0:12.50)	(0:12.58)	(0:12.78)	(0:12.31)	(0:12.43)		
6	5	SMOKIN MATCH	2	63.9	0:11.40	2:02.41 [6]	1:39.79 [3]	1:28.39 [3]	1:15.99 [3]	1:03.31 [3]	0:50.53 [3]	0:38.15 [2]	0:38.15	+2
		Kelsey Lenton		Overall	1600m	(0:22.62)	(0:11.40)	(0:12.40)	(0:12.68)	(0:12.78)	(0:12.38)	(0:12.42)		
7	14	PRIDE AN' JOY	10	62.7	0:11.73	2:02.55 [7]	1:38.86 [10]	1:27.13 [11]	1:14.89 [11]	1:02.12 [11]	0:49.39 [11]	0:37.13 [11]	0:37.13	-2
		Stacey Callow		Overall	1600m	(0:23.69)	(0:11.73)	(0:12.24)	(0:12.77)	(0:12.73)	(0:12.26)	(0:12.41)		
8	13	LINDA'S MAGIC	6	64.8	0:11.47	2:02.68 [8]	1:40.30 [2]	1:28.83 [2]	1:16.50 [2]	1:03.75 [2]	0:50.82 [2]	0:38.40 [3]	0:38.40	-2
		Montanna Savva		Overall	1600m	(0:22.38)	(0:11.47)	(0:12.33)	(0:12.75)	(0:12.93)	(0:12.42)	(0:12.48)		
9	10	ANOTHER DAZZLER	4	64.6	0:11.39	2:02.92 [9]	1:39.36 [9]	1:27.97 [9]	1:15.66 [10]	1:02.85 [10]	0:50.09 [8]	0:37.71 [9]	0:37.71	-9
		Jackson Murphy		1600m	1600m	(0:23.56)	(0:11.39)	(0:12.31)	(0:12.81)	(0:12.76)	(0:12.38)	(0:12.48)		
10	7	LIZZIE'S PRIDE	11	64.1	0:11.49	2:03.17 [10]	1:39.86 [8]	1:28.37 [8]	1:15.96 [9]	1:03.10 [9]	0:50.32 [9]	0:38.05 [8]	0:38.05	+7
		Chelsea Baker		1600m	1600m	(0:23.31)	(0:11.49)	(0:12.41)	(0:12.86)	(0:12.78)	(0:12.27)	(0:12.51)		

Scratched: The Patron Saint (#1), Nefi (#11), Mygirlgladys (#8)

Report Created: Sat 3 May 2025 16:28 GMT+10

(Note: Timing is based on position data)

Page 1/15

[] Ranking at each section and finish
-:-:- No data available at this section
NA No data available

SCN Saddle cloth number
DNF Did not finish
DNT Did not track

data processed by  TRIPLESDATA



Toowoomba QLD Professional
Race 7: HAPPY 21ST MASON LINDSAY Class 2 Handicap - 1890m
03 May 2025 - 16:02



Track Rating: Good 4, Weather: Fine, Rail Position: +3m Entire

Section						Overall	1600m	1400m	1200m	1000m	800m	600m	Last 600m		
Field Times						2:01.59 (0:22.22)	1:39.37 (0:11.44)	1:27.93 (0:12.39)	1:15.54 (0:12.75)	1:02.79 (0:12.97)	0:49.82 (0:12.45)	0:37.37 (0:12.22)	0:37.37		
Rank	TAB	Horse/Jockey	Barrier	Top Speed [km/h]	Fastest Section										Distance Travelled [m]
11	12	SPANISH FIGHTER	5	64.9	0:11.28	2:04.07 [11]	1:40.36 [11]	1:29.08 [10]	1:16.86 [8]	1:04.02 [8]	0:51.16 [10]	0:38.85 [10]	0:38.85	+3	
		Colleen Krahnen		Overall	1600m	(0:23.71)	(0:11.28)	(0:12.22)	(0:12.84)	(0:12.86)	(0:12.31)	(0:12.72)			

Scratched: The Patron Saint (#1), Nefi (#11), Mygirlgladys (#8)



Toowoomba QLD Professional
Race 7: HAPPY 21ST MASON LINDSAY Class 2 Handicap - 1890m
03 May 2025 - 16:02



Track Rating: Good 4, Weather: Fine, Rail Position: +3m Entire

Section						400m	200m			Last 600m		
Field Times						0:25.15 (0:12.37)	0:12.78 (0:12.78)			0:37.37		
Rank	TAB	Horse/Jockey	Barrier	Top Speed [km/h]	Fastest Section			Margin			Distance Travelled [m]	
1	9	BY BY BEAN	8	65.9	0:11.44	0:25.15 [1]	0:12.78 [1]	2:01.59			0:37.37	
		Kenji Yoshida		Overall	1600m	(0:12.37)	(0:12.78)					
2	3	MEDICAL AUTOCRAT	9	64.3	0:11.38	0:24.64 [5]	0:12.41 [2]	0.8L			0:37.06	+10
		Karl Zechner		1600m	1600m	(0:12.23)	(0:12.41)					
3	4	GOT YOURSELF A GUN	7	63.8	0:11.47	0:24.55 [7]	0:12.32 [5]	1.3L			0:36.87	-7
		Anthony Allen		Overall	1600m	(0:12.23)	(0:12.32)					
4	6	WHATADILEMMA	1	63.6	0:11.59	0:24.80 [6]	0:12.41 [7]	2.6L			0:37.30	-10
		Corey Bayliss		Overall	1600m	(0:12.39)	(0:12.41)					
5	2	LOYALTY COUNTS	3	63.6	0:11.48	0:25.47 [4]	0:12.80 [6]	4.4L			0:37.90	+13
		Jake Molloy		Overall	1600m	(0:12.67)	(0:12.80)					
6	5	SMOKIN MATCH	2	63.9	0:11.40	0:25.73 [2]	0:13.00 [3]	4.6L			0:38.15	+2
		Kelsey Lenton		Overall	1600m	(0:12.73)	(0:13.00)					
7	14	PRIDE AN' JOY	10	62.7	0:11.73	0:24.72 [10]	0:12.53 [9]	5.4L			0:37.13	-2
		Stacey Callow		Overall	1600m	(0:12.19)	(0:12.53)					
8	13	LINDA'S MAGIC	6	64.8	0:11.47	0:25.92 [3]	0:13.22 [4]	6.2L			0:38.40	-2
		Montanna Savva		Overall	1600m	(0:12.70)	(0:13.22)					
9	10	ANOTHER DAZZLER	4	64.6	0:11.39	0:25.23 [9]	0:13.00 [8]	7.5L			0:37.71	-9
		Jackson Murphy		1600m	1600m	(0:12.23)	(0:13.00)					
10	7	LIZZIE'S PRIDE	11	64.1	0:11.49	0:25.54 [8]	0:13.12 [10]	8.8L			0:38.05	+7
		Chelsea Baker		1600m	1600m	(0:12.42)	(0:13.12)					

Scratched: The Patron Saint (#1), Nefi (#11), Mygirlgladys (#8)



Toowoomba QLD Professional
Race 7: HAPPY 21ST MASON LINDSAY Class 2 Handicap - 1890m
03 May 2025 - 16:02



Track Rating: Good 4, Weather: Fine, Rail Position: +3m Entire

Section		400m		200m		Last 600m	
Field Times		0:25.15 (0:12.37)		0:12.78 (0:12.78)		0:37.37	
Rank	TAB Horse/Jockey	Barrier	Top Speed [km/h]	Fastest Section	Margin		Distance Travelled [m]
11	12 SPANISH FIGHTER	5	64.9	0:11.28	0:26.13 [11]	0:13.54 [11]	14.1L
	Colleen Krahnen		Overall	1600m	(0:12.59)	(0:13.54)	
							0:38.85 +3

Scratched: The Patron Saint (#1), Nefi (#11), Mygirlgladys (#8)



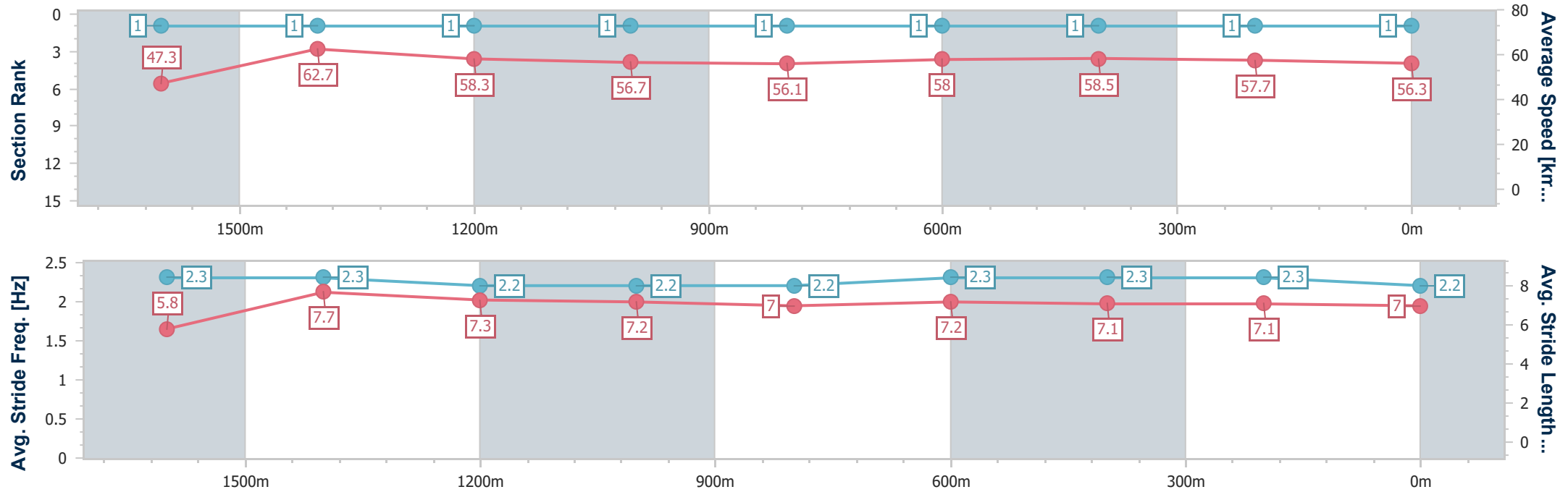
Horse/Jockey Name	By By Bean
Final Rank	1
Fastest Section Time (Section)	0:11.44 (1600m)
Top Speed [km/h] (Section)	65.9 (Overall)
Race State	Finished



Toowoomba QLD Professional
Race 7: HAPPY 21ST MASON LINDSAY Class 2 Handicap - 1890m
03 May 2025 - 16:02
Track Rating: Good 4, Weather: Fine, Rail Position: +3m Entire



Section	Overall	1600m	1400m	1200m	1000m	800m	600m	400m	200m				
Section Times	2:01.59 [1] (0:22.22)	1:39.37 [1] (0:11.44)	1:27.93 [1] (0:12.39)	1:15.54 [1] (0:12.75)	1:02.79 [1] (0:12.97)	0:49.82 [1] (0:12.45)	0:37.37 [1] (0:12.22)	0:25.15 [1] (0:12.37)	0:12.78 [1] (0:12.78)				
Average Speed [km/h]	47.3	62.7	58.3	56.7	56.1	58.0	58.5	57.7	56.3				
Top Speed [km/h]	65.9	65.3	60.1	57.7	56.6	59.5	59.5	58.5	57.5				
Avg. Dist. to Rail [m]	5.3	1.3	1.7	3.2	2.4	1.0	0.9	2.2	3.2				
Avg. Stride Freq. [Hz]	2.3	2.3	2.2	2.2	2.2	2.3	2.3	2.3	2.2				
Avg. Stride Length [m]	5.8	7.7	7.3	7.2	7.0	7.2	7.1	7.1	7.0				





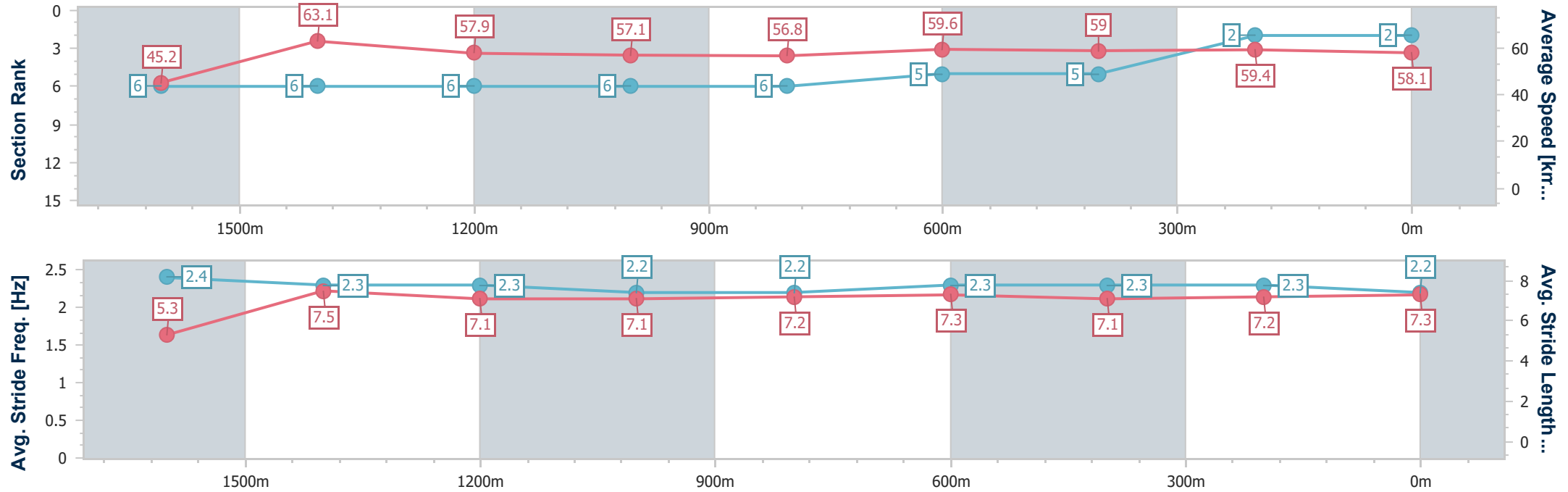
Horse/Jockey Name	Medical Autocrat
Final Rank	2
Fastest Section Time (Section)	0:11.38 (1600m)
Top Speed [km/h] (Section)	64.3 (1600m)
Race State	Finished



Toowoomba QLD Professional
Race 7: HAPPY 21ST MASON LINDSAY Class 2 Handicap - 1890m
03 May 2025 - 16:02
Track Rating: Good 4, Weather: Fine, Rail Position: +3m Entire



Section	Overall	1600m	1400m	1200m	1000m	800m	600m	400m	200m				
Section Times	2:01.73 [2] (0:22.99)	1:38.74 [6] (0:11.38)	1:27.36 [6] (0:12.57)	1:14.79 [6] (0:12.68)	1:02.11 [6] (0:12.85)	0:49.26 [6] (0:12.20)	0:37.06 [5] (0:12.42)	0:24.64 [5] (0:12.23)	0:12.41 [2] (0:12.41)				
Average Speed [km/h]	45.2	63.1	57.9	57.1	56.8	59.6	59.0	59.4	58.1				
Top Speed [km/h]	62.2	64.3	62.2	58.5	59.5	60.8	60.2	60.6	60.1				
Avg. Dist. to Rail [m]	5.0	0.7	2.3	4.0	3.4	3.5	3.8	2.1	0.6				
Avg. Stride Freq. [Hz]	2.4	2.3	2.3	2.2	2.2	2.3	2.3	2.3	2.2				
Avg. Stride Length [m]	5.3	7.5	7.1	7.1	7.2	7.3	7.1	7.2	7.3				





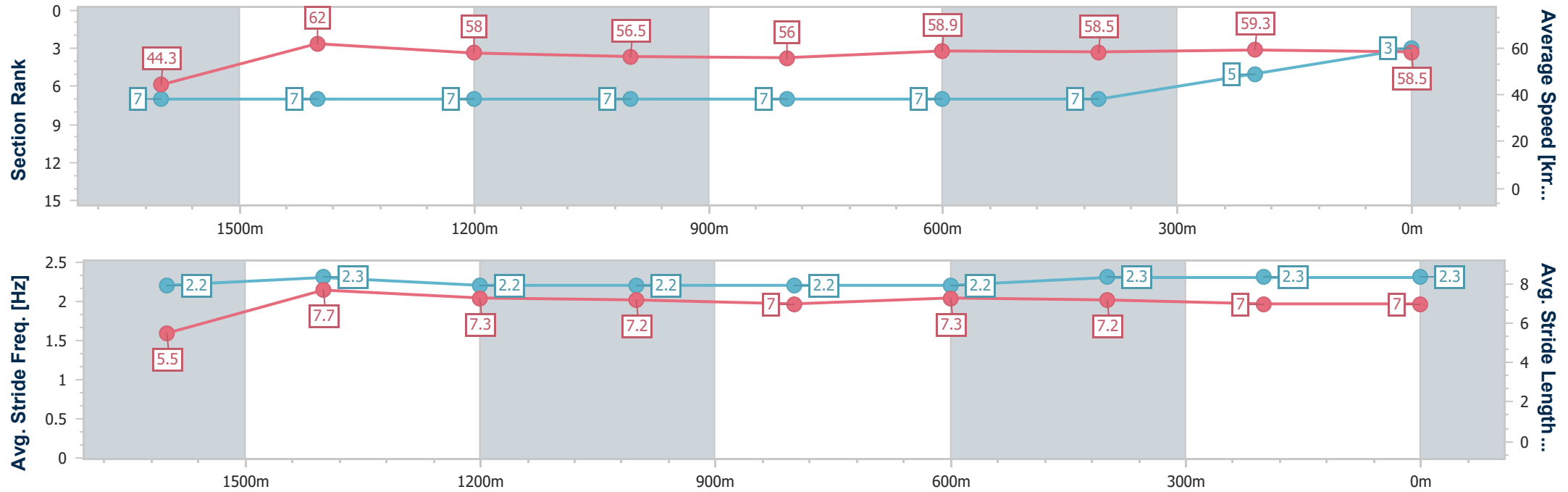
Horse/Jockey Name	Got Yourself A Gun
Final Rank	3
Fastest Section Time (Section)	0:11.47 (1600m)
Top Speed [km/h] (Section)	63.8 (Overall)
Race State	Finished



Toowoomba QLD Professional
Race 7: HAPPY 21ST MASON LINDSAY Class 2 Handicap - 1890m
03 May 2025 - 16:02
Track Rating: Good 4, Weather: Fine, Rail Position: +3m Entire



Section	Overall	1600m	1400m	1200m	1000m	800m	600m	400m	200m				
Section Times	2:01.81 [3] (0:23.04)	1:38.77 [7] (0:11.47)	1:27.30 [7] (0:12.51)	1:14.79 [7] (0:12.76)	1:02.03 [7] (0:12.93)	0:49.10 [7] (0:12.23)	0:36.87 [7] (0:12.32)	0:24.55 [7] (0:12.23)	0:12.32 [5] (0:12.32)				
Average Speed [km/h]	44.3	62.0	58.0	56.5	56.0	58.9	58.5	59.3	58.5				
Top Speed [km/h]	63.8	63.2	61.0	58.8	57.3	59.6	59.7	60.2	59.5				
Avg. Dist. to Rail [m]	7.3	2.3	1.3	1.9	1.9	1.0	0.7	1.9	2.8				
Avg. Stride Freq. [Hz]	2.2	2.3	2.2	2.2	2.2	2.2	2.3	2.3	2.3				
Avg. Stride Length [m]	5.5	7.7	7.3	7.2	7.0	7.3	7.2	7.0	7.0				



[] Ranking at each section and finish
- - - - - No data available at this section
NA No data available



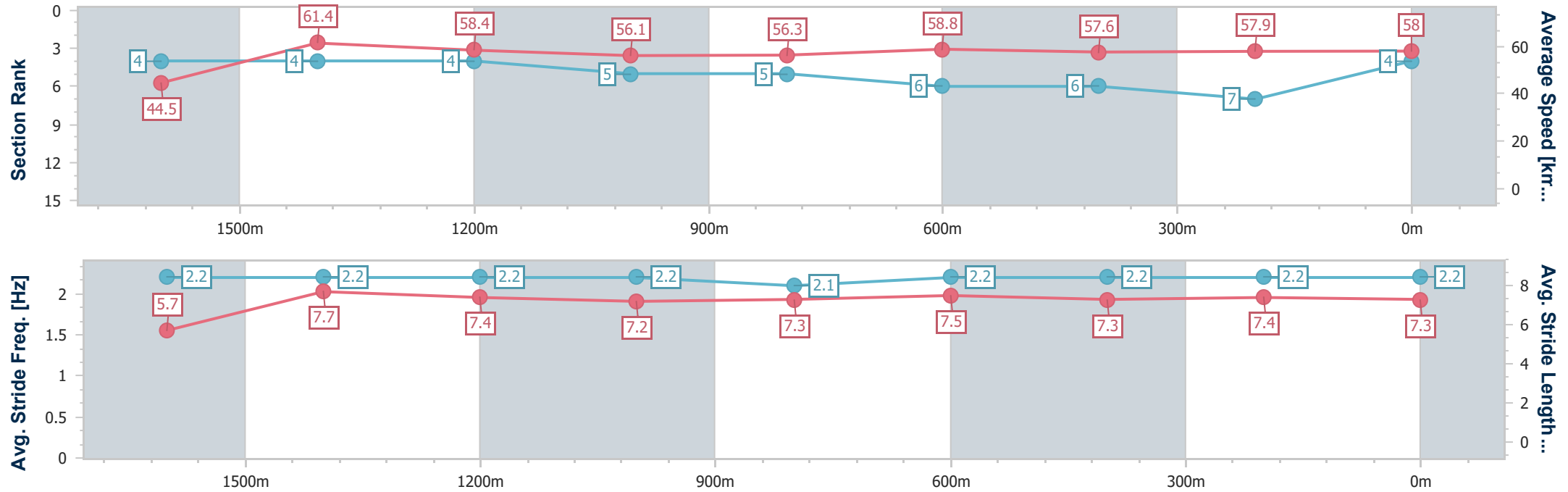
Horse/Jockey Name	Whatadilemma
Final Rank	4
Fastest Section Time (Section)	0:11.59 (1600m)
Top Speed [km/h] (Section)	63.6 (Overall)
Race State	Finished



Toowoomba QLD Professional
Race 7: HAPPY 21ST MASON LINDSAY Class 2 Handicap - 1890m
03 May 2025 - 16:02
Track Rating: Good 4, Weather: Fine, Rail Position: +3m Entire



Section	Overall	1600m	1400m	1200m	1000m	800m	600m	400m	200m				
Section Times	2:02.03 [4] (0:22.64)	1:39.39 [4] (0:11.59)	1:27.80 [4] (0:12.45)	1:15.35 [4] (0:12.85)	1:02.50 [5] (0:12.91)	0:49.59 [5] (0:12.29)	0:37.30 [6] (0:12.50)	0:24.80 [6] (0:12.39)	0:12.41 [7] (0:12.41)				
Average Speed [km/h]	44.5	61.4	58.4	56.1	56.3	58.8	57.6	57.9	58.0				
Top Speed [km/h]	63.6	62.7	62.5	58.6	58.0	60.4	58.4	59.2	59.2				
Avg. Dist. to Rail [m]	10.8	2.0	1.3	3.0	2.3	1.5	0.8	1.1	1.1				
Avg. Stride Freq. [Hz]	2.2	2.2	2.2	2.2	2.1	2.2	2.2	2.2	2.2				
Avg. Stride Length [m]	5.7	7.7	7.4	7.2	7.3	7.5	7.3	7.4	7.3				





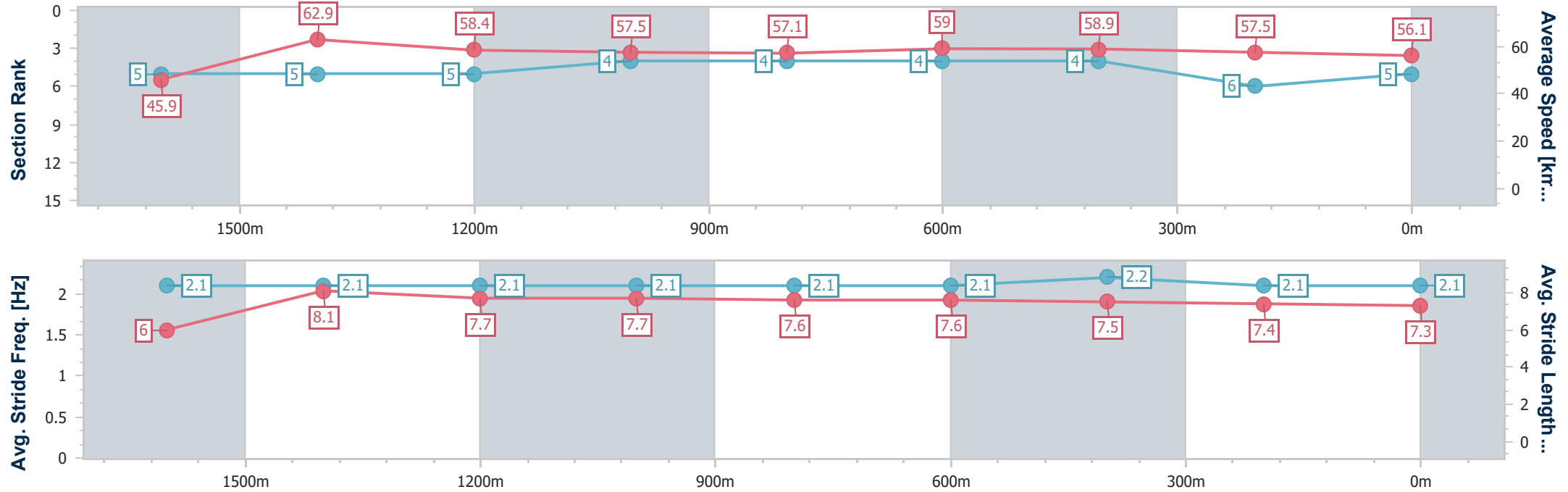
Horse/Jockey Name	Loyalty Counts
Final Rank	5
Fastest Section Time (Section)	0:11.48 (1600m)
Top Speed [km/h] (Section)	63.6 (Overall)
Race State	Finished



Toowoomba QLD Professional
Race 7: HAPPY 21ST MASON LINDSAY Class 2 Handicap - 1890m
03 May 2025 - 16:02
Track Rating: Good 4, Weather: Fine, Rail Position: +3m Entire



Section	Overall	1600m	1400m	1200m	1000m	800m	600m	400m	200m				
Section Times	2:02.36 [5] (0:22.81)	1:39.55 [5] (0:11.48)	1:28.07 [5] (0:12.50)	1:15.57 [5] (0:12.58)	1:02.99 [4] (0:12.78)	0:50.21 [4] (0:12.31)	0:37.90 [4] (0:12.43)	0:25.47 [4] (0:12.67)	0:12.80 [6] (0:12.80)				
Average Speed [km/h]	45.9	62.9	58.4	57.5	57.1	59.0	58.9	57.5	56.1				
Top Speed [km/h]	63.6	63.4	60.6	58.6	59.2	59.6	59.8	58.8	57.5				
Avg. Dist. to Rail [m]	4.3	1.5	2.3	3.0	3.4	3.5	3.2	3.8	3.2				
Avg. Stride Freq. [Hz]	2.1	2.1	2.1	2.1	2.1	2.1	2.2	2.1	2.1				
Avg. Stride Length [m]	6.0	8.1	7.7	7.7	7.6	7.6	7.5	7.4	7.3				





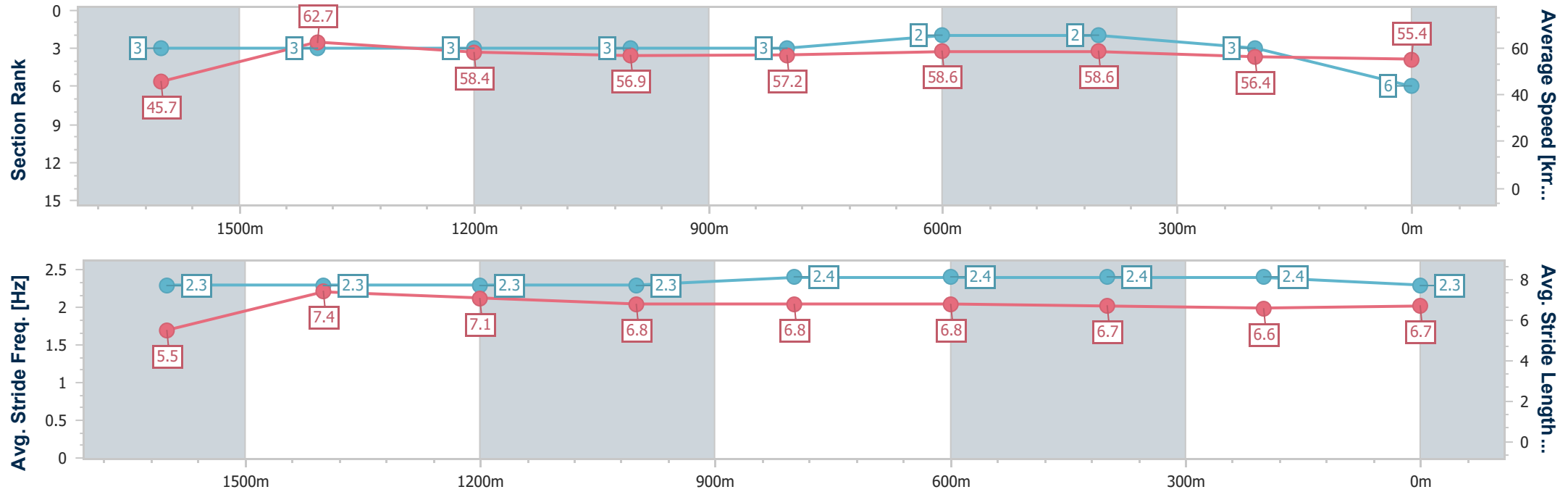
Horse/Jockey Name	Smokin Match
Final Rank	6
Fastest Section Time (Section)	0:11.40 (1600m)
Top Speed [km/h] (Section)	63.9 (Overall)
Race State	Finished



Toowoomba QLD Professional
Race 7: HAPPY 21ST MASON LINDSAY Class 2 Handicap - 1890m
03 May 2025 - 16:02
Track Rating: Good 4, Weather: Fine, Rail Position: +3m Entire



Section	Overall	1600m	1400m	1200m	1000m	800m	600m	400m	200m				
Section Times	2:02.41 [6] (0:22.62)	1:39.79 [3] (0:11.40)	1:28.39 [3] (0:12.40)	1:15.99 [3] (0:12.68)	1:03.31 [3] (0:12.78)	0:50.53 [3] (0:12.38)	0:38.15 [2] (0:12.42)	0:25.73 [2] (0:12.73)	0:13.00 [3] (0:13.00)				
Average Speed [km/h]	45.7	62.7	58.4	56.9	57.2	58.6	58.6	56.4	55.4				
Top Speed [km/h]	63.9	63.6	60.8	58.1	58.7	60.4	60.6	58.7	56.7				
Avg. Dist. to Rail [m]	4.8	1.7	1.4	3.1	3.1	2.7	2.3	0.9	1.1				
Avg. Stride Freq. [Hz]	2.3	2.3	2.3	2.3	2.4	2.4	2.4	2.4	2.3				
Avg. Stride Length [m]	5.5	7.4	7.1	6.8	6.8	6.8	6.7	6.6	6.7				





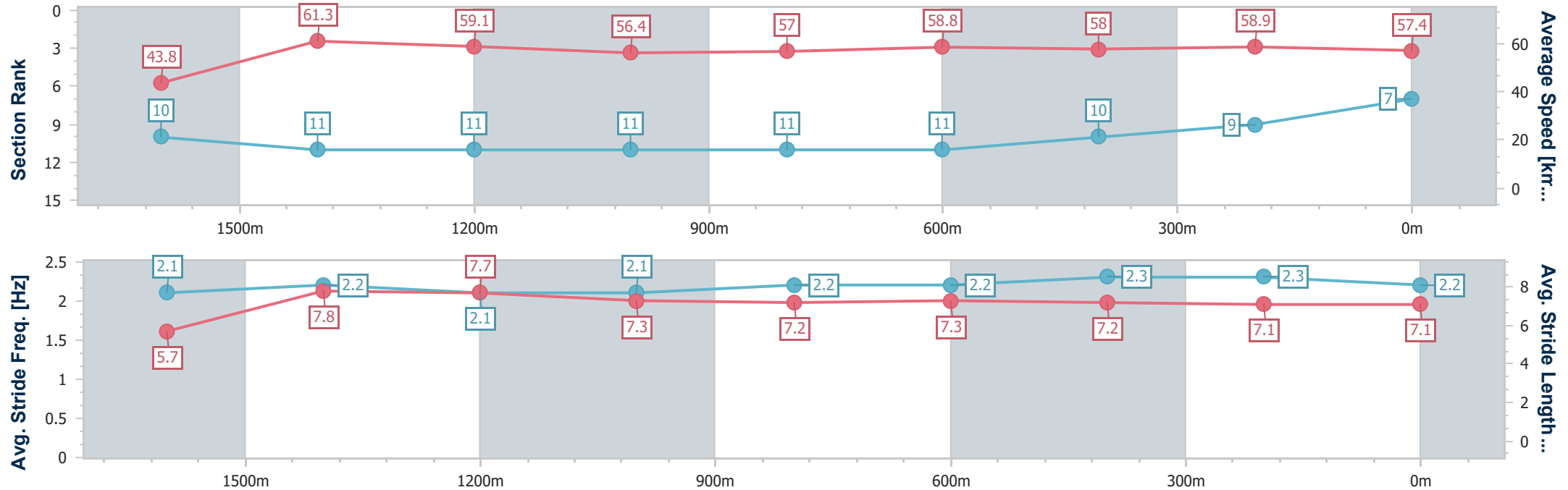
Horse/Jockey Name	Pride An' Joy
Final Rank	7
Fastest Section Time (Section)	0:11.73 (1600m)
Top Speed [km/h] (Section)	62.7 (Overall)
Race State	Finished



Toowoomba QLD Professional
Race 7: HAPPY 21ST MASON LINDSAY Class 2 Handicap - 1890m
03 May 2025 - 16:02
Track Rating: Good 4, Weather: Fine, Rail Position: +3m Entire



Section	Overall	1600m	1400m	1200m	1000m	800m	600m	400m	200m				
Section Times	2:02.55 [7] (0:23.69)	1:38.86 [10] (0:11.73)	1:27.13 [11] (0:12.24)	1:14.89 [11] (0:12.77)	1:02.12 [11] (0:12.73)	0:49.39 [11] (0:12.26)	0:37.13 [11] (0:12.41)	0:24.72 [10] (0:12.19)	0:12.53 [9] (0:12.53)				
Average Speed [km/h]	43.8	61.3	59.1	56.4	57.0	58.8	58.0	58.9	57.4				
Top Speed [km/h]	62.7	62.2	62.2	58.8	58.4	60.1	59.8	59.3	58.7				
Avg. Dist. to Rail [m]	4.8	1.3	1.4	2.7	1.5	1.3	0.6	1.2	2.1				
Avg. Stride Freq. [Hz]	2.1	2.2	2.1	2.1	2.2	2.2	2.3	2.3	2.2				
Avg. Stride Length [m]	5.7	7.8	7.7	7.3	7.2	7.3	7.2	7.1	7.1				





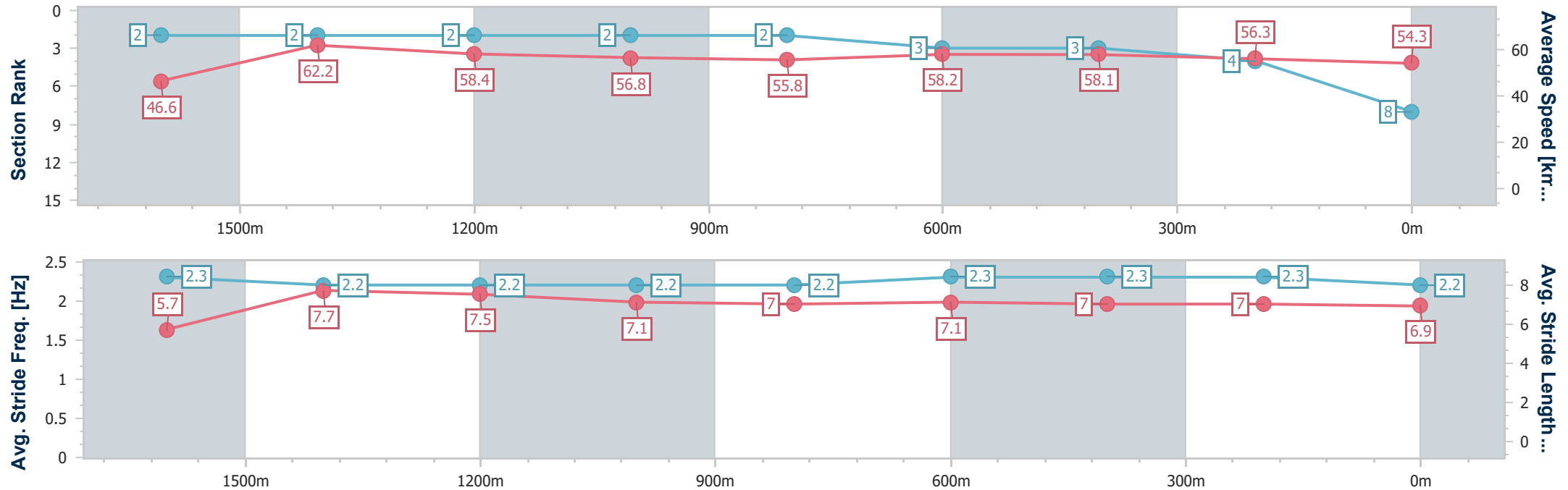
Horse/Jockey Name	Linda's Magic
Final Rank	8
Fastest Section Time (Section)	0:11.47 (1600m)
Top Speed [km/h] (Section)	64.8 (Overall)
Race State	Finished



Toowoomba QLD Professional
Race 7: HAPPY 21ST MASON LINDSAY Class 2 Handicap - 1890m
03 May 2025 - 16:02
Track Rating: Good 4, Weather: Fine, Rail Position: +3m Entire



Section	Overall	1600m	1400m	1200m	1000m	800m	600m	400m	200m				
Section Times	2:02.68 [8] (0:22.38)	1:40.30 [2] (0:11.47)	1:28.83 [2] (0:12.33)	1:16.50 [2] (0:12.75)	1:03.75 [2] (0:12.93)	0:50.82 [2] (0:12.42)	0:38.40 [3] (0:12.48)	0:25.92 [3] (0:12.70)	0:13.22 [4] (0:13.22)				
Average Speed [km/h]	46.6	62.2	58.4	56.8	55.8	58.2	58.1	56.3	54.3				
Top Speed [km/h]	64.8	63.4	59.5	58.0	56.6	58.7	59.1	57.2	56.5				
Avg. Dist. to Rail [m]	4.9	2.3	1.0	1.2	0.7	1.9	1.4	2.0	1.9				
Avg. Stride Freq. [Hz]	2.3	2.2	2.2	2.2	2.2	2.3	2.3	2.3	2.2				
Avg. Stride Length [m]	5.7	7.7	7.5	7.1	7.0	7.1	7.0	7.0	6.9				





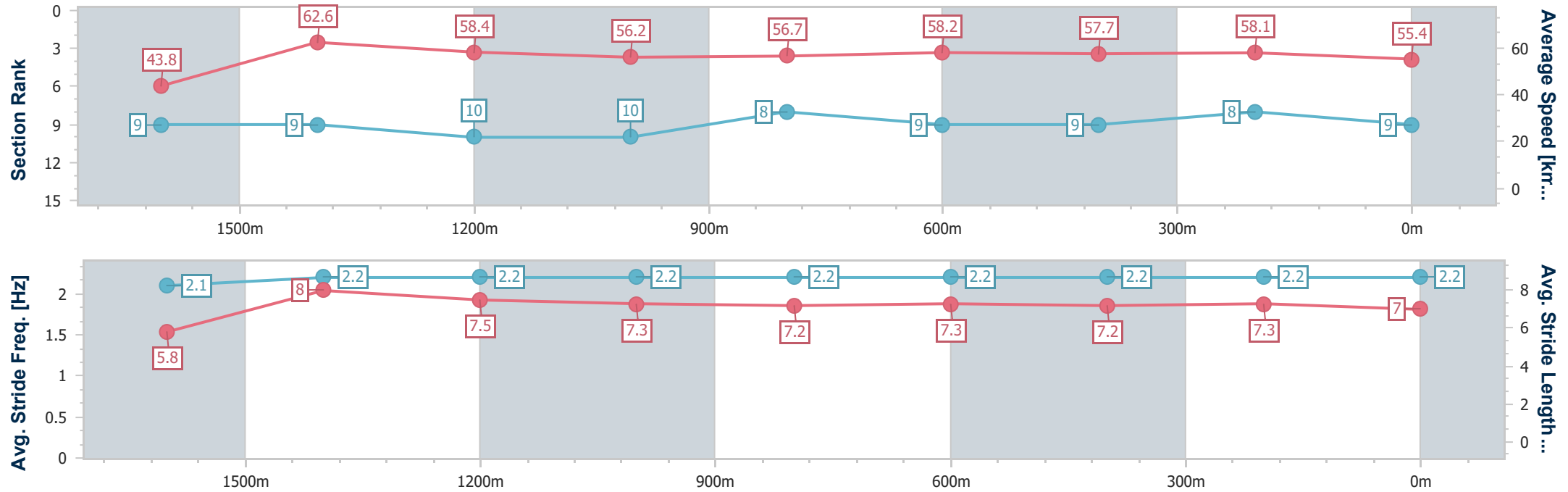
Horse/Jockey Name	Another Dazzler
Final Rank	9
Fastest Section Time (Section)	0:11.39 (1600m)
Top Speed [km/h] (Section)	64.6 (1600m)
Race State	Finished



Toowoomba QLD Professional
Race 7: HAPPY 21ST MASON LINDSAY Class 2 Handicap - 1890m
03 May 2025 - 16:02
Track Rating: Good 4, Weather: Fine, Rail Position: +3m Entire



Section	Overall	1600m	1400m	1200m	1000m	800m	600m	400m	200m			
Section Times	2:02.92 [9] (0:23.56)	1:39.36 [9] (0:11.39)	1:27.97 [9] (0:12.31)	1:15.66 [10] (0:12.81)	1:02.85 [10] (0:12.76)	0:50.09 [8] (0:12.38)	0:37.71 [9] (0:12.48)	0:25.23 [9] (0:12.23)	0:13.00 [8] (0:13.00)			
Average Speed [km/h]	43.8	62.6	58.4	56.2	56.7	58.2	57.7	58.1	55.4			
Top Speed [km/h]	61.1	64.6	62.5	58.6	58.1	59.6	58.8	59.0	58.1			
Avg. Dist. to Rail [m]	5.7	2.4	0.7	1.9	0.7	0.4	0.5	2.0	2.5			
Avg. Stride Freq. [Hz]	2.1	2.2	2.2	2.2	2.2	2.2	2.2	2.2	2.2			
Avg. Stride Length [m]	5.8	8.0	7.5	7.3	7.2	7.3	7.2	7.3	7.0			





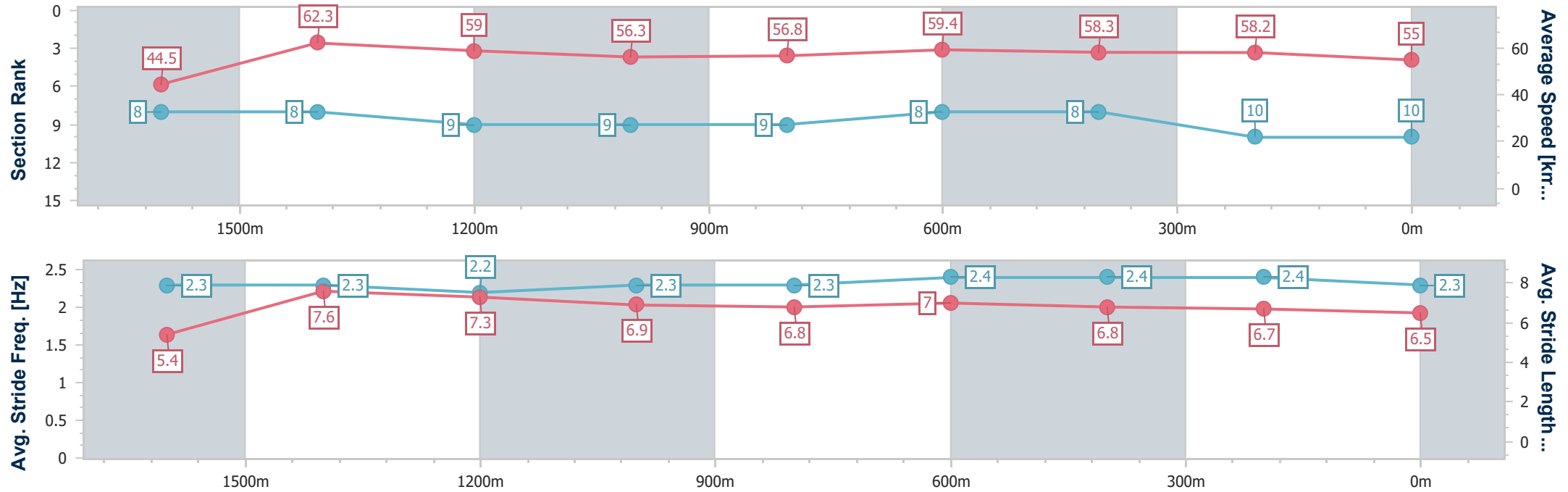
Horse/Jockey Name	Lizzie's Pride
Final Rank	10
Fastest Section Time (Section)	0:11.49 (1600m)
Top Speed [km/h] (Section)	64.1 (1600m)
Race State	Finished



Toowoomba QLD Professional
Race 7: HAPPY 21ST MASON LINDSAY Class 2 Handicap - 1890m
03 May 2025 - 16:02
Track Rating: Good 4, Weather: Fine, Rail Position: +3m Entire



Section	Overall	1600m	1400m	1200m	1000m	800m	600m	400m	200m				
Section Times	2:03.17 [10] (0:23.31)	1:39.86 [8] (0:11.49)	1:28.37 [8] (0:12.41)	1:15.96 [9] (0:12.86)	1:03.10 [9] (0:12.78)	0:50.32 [9] (0:12.27)	0:38.05 [8] (0:12.51)	0:25.54 [8] (0:12.42)	0:13.12 [10] (0:13.12)				
Average Speed [km/h]	44.5	62.3	59.0	56.3	56.8	59.4	58.3	58.2	55.0				
Top Speed [km/h]	62.3	64.1	62.1	59.1	59.1	60.7	59.7	60.2	57.5				
Avg. Dist. to Rail [m]	5.5	1.1	2.5	4.3	3.4	3.4	2.8	2.1	5.1				
Avg. Stride Freq. [Hz]	2.3	2.3	2.2	2.3	2.3	2.4	2.4	2.4	2.3				
Avg. Stride Length [m]	5.4	7.6	7.3	6.9	6.8	7.0	6.8	6.7	6.5				





Horse/Jockey Name	Spanish Fighter
Final Rank	11
Fastest Section Time (Section)	0:11.28 (1600m)
Top Speed [km/h] (Section)	64.9 (Overall)
Race State	Finished



Toowoomba QLD Professional
Race 7: HAPPY 21ST MASON LINDSAY Class 2 Handicap - 1890m
03 May 2025 - 16:02
Track Rating: Good 4, Weather: Fine, Rail Position: +3m Entire



Section	Overall	1600m	1400m	1200m	1000m	800m	600m	400m	200m				
Section Times	2:04.07 [11] (0:23.71)	1:40.36 [11] (0:11.28)	1:29.08 [10] (0:12.22)	1:16.86 [8] (0:12.84)	1:04.02 [8] (0:12.86)	0:51.16 [10] (0:12.31)	0:38.85 [10] (0:12.72)	0:26.13 [11] (0:12.59)	0:13.54 [11] (0:13.54)				
Average Speed [km/h]	43.2	63.3	59.8	56.5	56.9	59.3	57.2	57.1	53.2				
Top Speed [km/h]	64.9	64.3	62.1	59.5	58.7	60.1	59.4	58.3	56.8				
Avg. Dist. to Rail [m]	7.2	2.4	3.3	5.6	4.7	4.6	2.3	0.4	0.3				
Avg. Stride Freq. [Hz]	2.4	2.4	2.4	2.3	2.4	2.4	2.4	2.4	2.3				
Avg. Stride Length [m]	5.1	7.2	7.0	6.7	6.7	6.8	6.6	6.5	6.5				

