



Rockhampton QLD Professional

Race 1: RAY WHITE ROCKHAMPTON Maiden Handicap - 1500m

04 May 2025 - 11:53



Track Rating: Soft5, Weather: Windy, Rail Position: 0.5m Entire

Section						Overall	1400m	1200m	1000m	800m	600m	400m	Last 600m
Field Times						1:31.64 (0:07.76)	1:23.88 (0:12.03)	1:11.85 (0:12.52)	0:59.33 (0:12.05)	0:47.28 (0:12.08)	0:35.20 (0:11.47)	0:23.73 (0:11.49)	0:35.20
Rank	TAB	Horse/Jockey	Barrier	Top Speed [km/h]	Fastest Section								Distance Travelled [m]
1	5	ROYAL GLADIATOR	2	65.5	0:07.76	1:31.64 [1]	1:23.88 [1]	1:11.62 [2]	0:59.00 [4]	0:46.93 [4]	0:34.93 [4]	0:23.67 [2]	0:34.93
		Nikita Beriman		600m	Overall	(0:07.76)	(0:12.26)	(0:12.62)	(0:12.07)	(0:12.00)	(0:11.26)	(0:11.43)	
2	3	BOOM CRUSHER	5	65.4	0:07.99	1:31.78 [2]	1:23.79 [3]	1:11.55 [4]	0:59.03 [5]	0:46.81 [5]	0:34.80 [6]	0:23.65 [5]	0:34.80 +2
		Cejay Graham		400m	Overall	(0:07.99)	(0:12.24)	(0:12.52)	(0:12.22)	(0:12.01)	(0:11.15)	(0:11.33)	
3	4	DUKE OF LANCASTER	3	65.5	0:08.19	1:32.24 [3]	1:24.05 [6]	1:11.88 [5]	0:59.27 [6]	0:47.21 [6]	0:35.29 [5]	0:24.07 [6]	0:35.29 +1
		Justin Stanley		600m	Overall	(0:08.19)	(0:12.17)	(0:12.61)	(0:12.06)	(0:11.92)	(0:11.22)	(0:11.56)	
4	6	FINE AND RARE	4	63.5	0:07.77	1:32.36 [4]	1:24.59 [2]	1:12.57 [1]	1:00.05 [1]	0:47.97 [2]	0:35.92 [1]	0:24.45 [1]	0:35.92 +0
		Ashley Butler		600m	Overall	(0:07.77)	(0:12.02)	(0:12.52)	(0:12.08)	(0:12.05)	(0:11.47)	(0:11.69)	
5	8	LUSTROUS SINS	8	64.1	0:08.04	1:32.36 [5]	1:24.32 [4]	1:12.30 [3]	0:59.84 [2]	0:47.72 [3]	0:35.66 [3]	0:24.25 [4]	0:35.66 +4
		Chris McIver		600m	Overall	(0:08.04)	(0:12.02)	(0:12.46)	(0:12.12)	(0:12.06)	(0:11.41)	(0:11.68)	
6	1	THE HACKNEYDIAMOND	7	65.3	0:08.09	1:32.45 [6]	1:24.36 [5]	1:11.96 [6]	0:59.38 [7]	0:47.04 [7]	0:35.19 [7]	0:24.01 [7]	0:35.19 +3
		Warwick Satherley		600m	Overall	(0:08.09)	(0:12.40)	(0:12.58)	(0:12.34)	(0:11.85)	(0:11.18)	(0:11.44)	
7	7	SEND THE MONEY	1	63.6	0:08.38	1:32.71 [7]	1:24.33 [7]	1:12.03 [7]	1:00.13 [3]	0:48.35 [1]	0:36.24 [2]	0:24.73 [3]	0:36.24 +7
		Brooke Johnson		400m	Overall	(0:08.38)	(0:12.30)	(0:11.90)	(0:11.78)	(0:12.11)	(0:11.51)	(0:11.76)	

Scratched: Warhol (#2)



Rockhampton QLD Professional

Race 1: RAY WHITE ROCKHAMPTON Maiden Handicap - 1500m

04 May 2025 - 11:53



Track Rating: Soft5, Weather: Windy, Rail Position: 0.5m Entire

Section Field Times				200m 0:12.24 (0:12.24)				Last 600m 0:35.20	
Rank	TAB	Horse/Jockey	Barrier	Top Speed [km/h]	Fastest Section	Margin		Distance Travelled [m]	
1	5	ROYAL GLADIATOR	2	65.5	0:07.76	0:12.24 [1]	1:31.64	0:34.93	
		Nikita Beriman		600m	Overall	(0:12.24)			
2	3	BOOM CRUSHER	5	65.4	0:07.99	0:12.32 [2]	0L	0:34.80	+2
		Cejay Graham		400m	Overall	(0:12.32)			
3	4	DUKE OF LANCASTER	3	65.5	0:08.19	0:12.51 [4]	0L	0:35.29	+1
		Justin Stanley		600m	Overall	(0:12.51)			
4	6	FINE AND RARE	4	63.5	0:07.77	0:12.76 [3]	0L	0:35.92	+0
		Ashley Butler		600m	Overall	(0:12.76)			
5	8	LUSTROUS SINS	8	64.1	0:08.04	0:12.57 [6]	0L	0:35.66	+4
		Chris McIver		600m	Overall	(0:12.57)			
6	1	THE HACKNEYDIAMOND	7	65.3	0:08.09	0:12.57 [7]	0L	0:35.19	+3
		Warwick Satherley		600m	Overall	(0:12.57)			
7	7	SEND THE MONEY	1	63.6	0:08.38	0:12.97 [5]	0L	0:36.24	+7
		Brooke Johnson		400m	Overall	(0:12.97)			

Scratched: Warhol (#2)



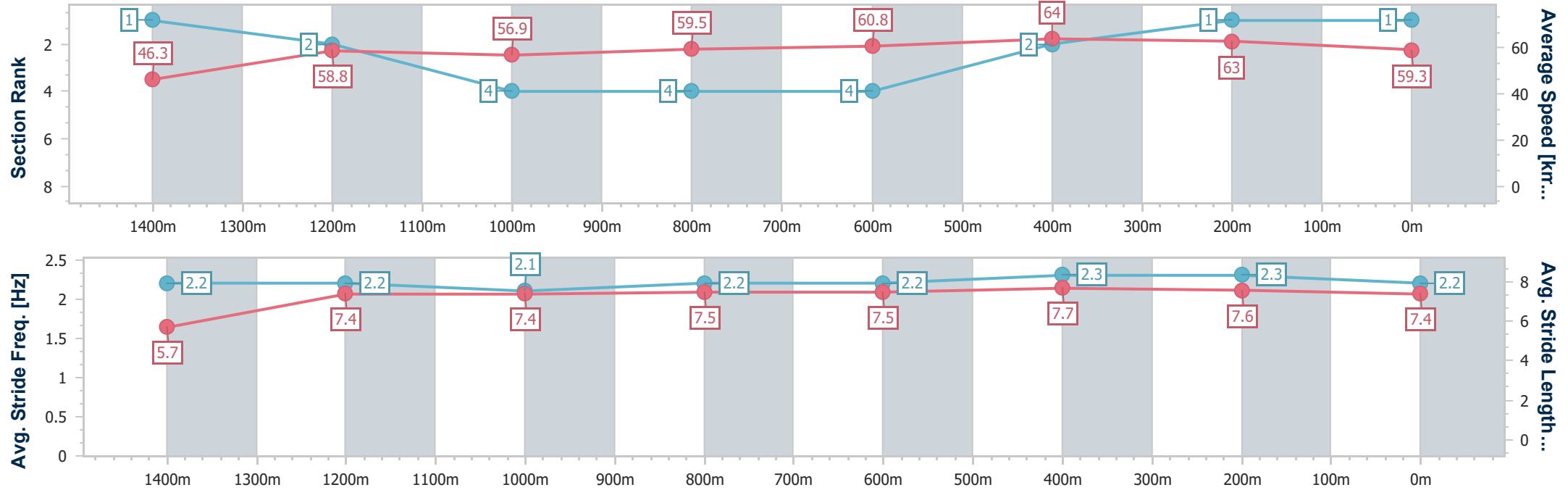
Horse/Jockey Name	Royal Gladiator
Final Rank	1
Fastest Section Time (Section)	0:07.76 (Overall)
Top Speed [km/h] (Section)	65.5 (600m)
Race State	Finished



Rockhampton QLD Professional
Race 1: RAY WHITE ROCKHAMPTON Maiden Handicap - 1500m
04 May 2025 - 11:53
Track Rating: Soft5, Weather: Windy, Rail Position: 0.5m Entire



Section	Overall	1400m	1200m	1000m	800m	600m	400m	200m					
Section Times	1:31.64 [1] (0:07.76)	1:23.88 [1] (0:12.26)	1:11.62 [2] (0:12.62)	0:59.00 [4] (0:12.07)	0:46.93 [4] (0:12.00)	0:34.93 [4] (0:11.26)	0:23.67 [2] (0:11.43)	0:12.24 [1] (0:12.24)					
Average Speed [km/h]	46.3	58.8	56.9	59.5	60.8	64.0	63.0	59.3					
Top Speed [km/h]	59.3	59.3	58.0	61.0	63.2	65.5	65.1	61.5					
Avg. Dist. to Rail [m]	1.4	1.0	1.4	0.9	1.7	3.3	4.1	3.7					
Avg. Stride Freq. [Hz]	2.2	2.2	2.1	2.2	2.2	2.3	2.3	2.2					
Avg. Stride Length [m]	5.7	7.4	7.4	7.5	7.5	7.7	7.6	7.4					





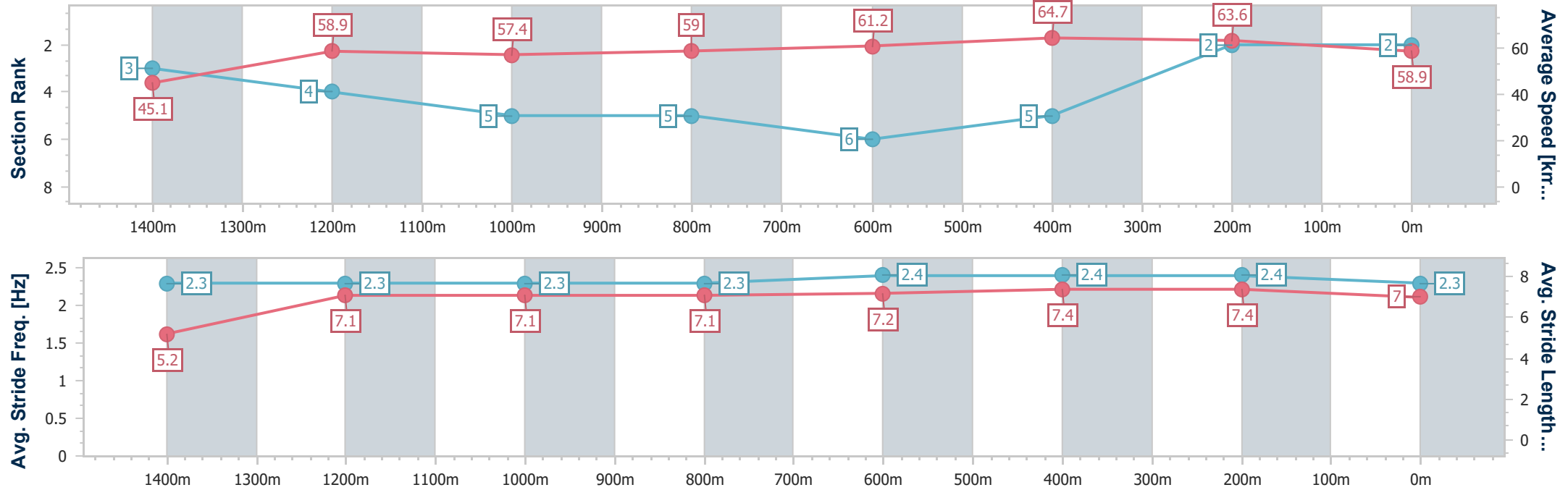
Horse/Jockey Name	Boom Crusher
Final Rank	2
Fastest Section Time (Section)	0:07.99 (Overall)
Top Speed [km/h] (Section)	65.4 (400m)
Race State	Finished



Rockhampton QLD Professional
Race 1: RAY WHITE ROCKHAMPTON Maiden Handicap - 1500m
04 May 2025 - 11:53
Track Rating: Soft5, Weather: Windy, Rail Position: 0.5m Entire



Section	Overall	1400m	1200m	1000m	800m	600m	400m	200m					
Section Times	1:31.78 [2] (0:07.99)	1:23.79 [3] (0:12.24)	1:11.55 [4] (0:12.52)	0:59.03 [5] (0:12.22)	0:46.81 [5] (0:12.01)	0:34.80 [6] (0:11.15)	0:23.65 [5] (0:11.33)	0:12.32 [2] (0:12.32)					
Average Speed [km/h]	45.1	58.9	57.4	59.0	61.2	64.7	63.6	58.9					
Top Speed [km/h]	58.1	59.5	58.4	61.6	63.2	65.3	65.4	61.7					
Avg. Dist. to Rail [m]	4.2	0.8	0.3	0.5	2.2	5.9	6.7	5.1					
Avg. Stride Freq. [Hz]	2.3	2.3	2.3	2.3	2.4	2.4	2.4	2.3					
Avg. Stride Length [m]	5.2	7.1	7.1	7.1	7.2	7.4	7.4	7.0					





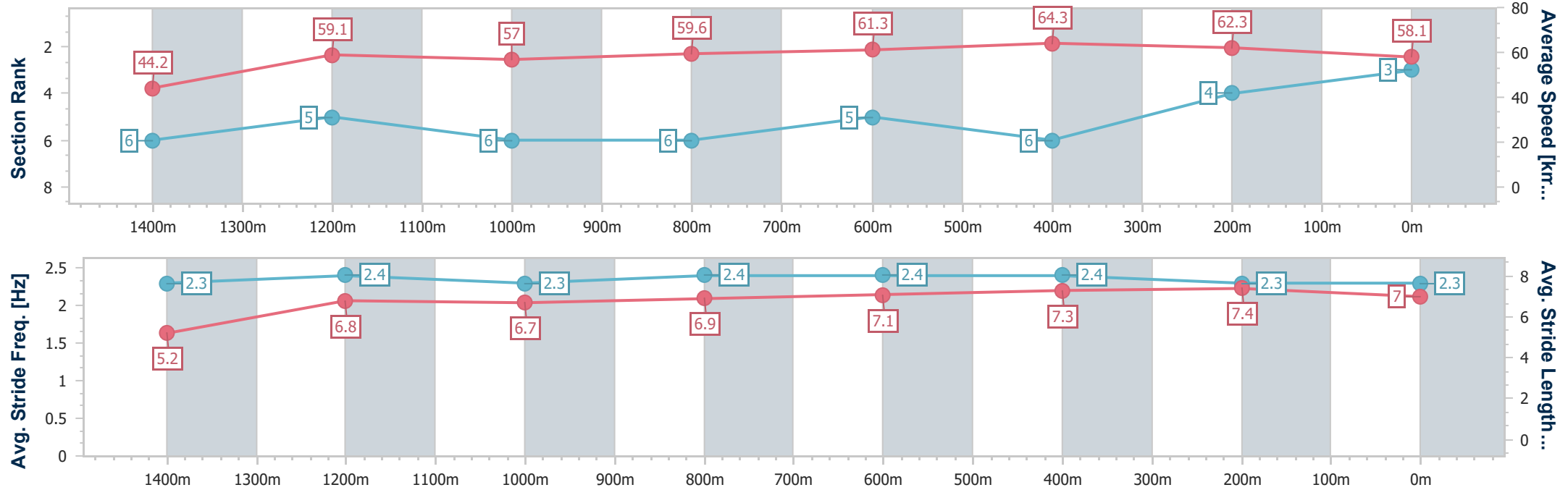
Horse/Jockey Name	Duke Of Lancaster
Final Rank	3
Fastest Section Time (Section)	0:08.19 (Overall)
Top Speed [km/h] (Section)	65.5 (600m)
Race State	Finished



Rockhampton QLD Professional
Race 1: RAY WHITE ROCKHAMPTON Maiden Handicap - 1500m
04 May 2025 - 11:53
Track Rating: Soft5, Weather: Windy, Rail Position: 0.5m Entire



Section	Overall	1400m	1200m	1000m	800m	600m	400m	200m					
Section Times	1:32.24 [3] (0:08.19)	1:24.05 [6] (0:12.17)	1:11.88 [5] (0:12.61)	0:59.27 [6] (0:12.06)	0:47.21 [6] (0:11.92)	0:35.29 [5] (0:11.22)	0:24.07 [6] (0:11.56)	0:12.51 [4] (0:12.51)					
Average Speed [km/h]	44.2	59.1	57.0	59.6	61.3	64.3	62.3	58.1					
Top Speed [km/h]	60.9	61.6	58.2	61.2	63.9	65.5	64.2	61.5					
Avg. Dist. to Rail [m]	2.2	0.6	0.5	0.5	1.8	4.3	5.7	5.7					
Avg. Stride Freq. [Hz]	2.3	2.4	2.3	2.4	2.4	2.4	2.3	2.3					
Avg. Stride Length [m]	5.2	6.8	6.7	6.9	7.1	7.3	7.4	7.0					





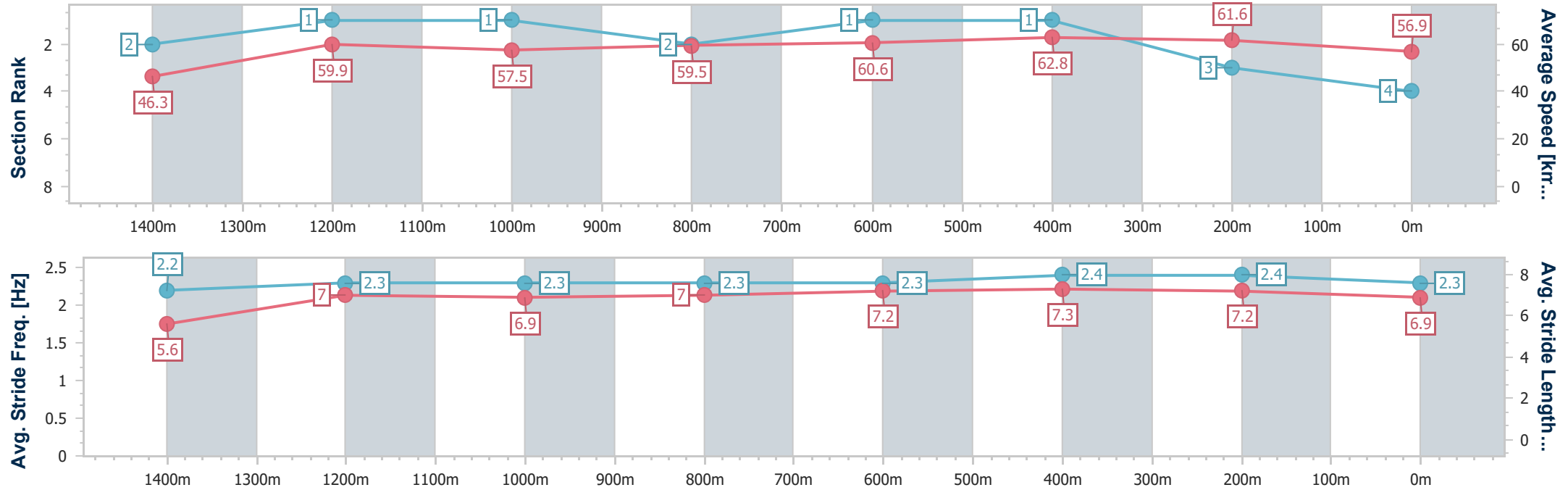
Horse/Jockey Name	Fine And Rare
Final Rank	4
Fastest Section Time (Section)	0:07.77 (Overall)
Top Speed [km/h] (Section)	63.5 (600m)
Race State	Finished



Rockhampton QLD Professional
Race 1: RAY WHITE ROCKHAMPTON Maiden Handicap - 1500m
04 May 2025 - 11:53
Track Rating: Soft5, Weather: Windy, Rail Position: 0.5m Entire



Section	Overall	1400m	1200m	1000m	800m	600m	400m	200m					
Section Times	1:32.36 [4] (0:07.77)	1:24.59 [2] (0:12.02)	1:12.57 [1] (0:12.52)	1:00.05 [1] (0:12.08)	0:47.97 [2] (0:12.05)	0:35.92 [1] (0:11.47)	0:24.45 [1] (0:11.69)	0:12.76 [3] (0:12.76)					
Average Speed [km/h]	46.3	59.9	57.5	59.5	60.6	62.8	61.6	56.9					
Top Speed [km/h]	59.2	61.3	58.1	60.7	62.0	63.5	63.3	59.5					
Avg. Dist. to Rail [m]	2.9	0.7	0.7	0.5	1.7	1.9	1.3	1.7					
Avg. Stride Freq. [Hz]	2.2	2.3	2.3	2.3	2.3	2.4	2.4	2.3					
Avg. Stride Length [m]	5.6	7.0	6.9	7.0	7.2	7.3	7.2	6.9					





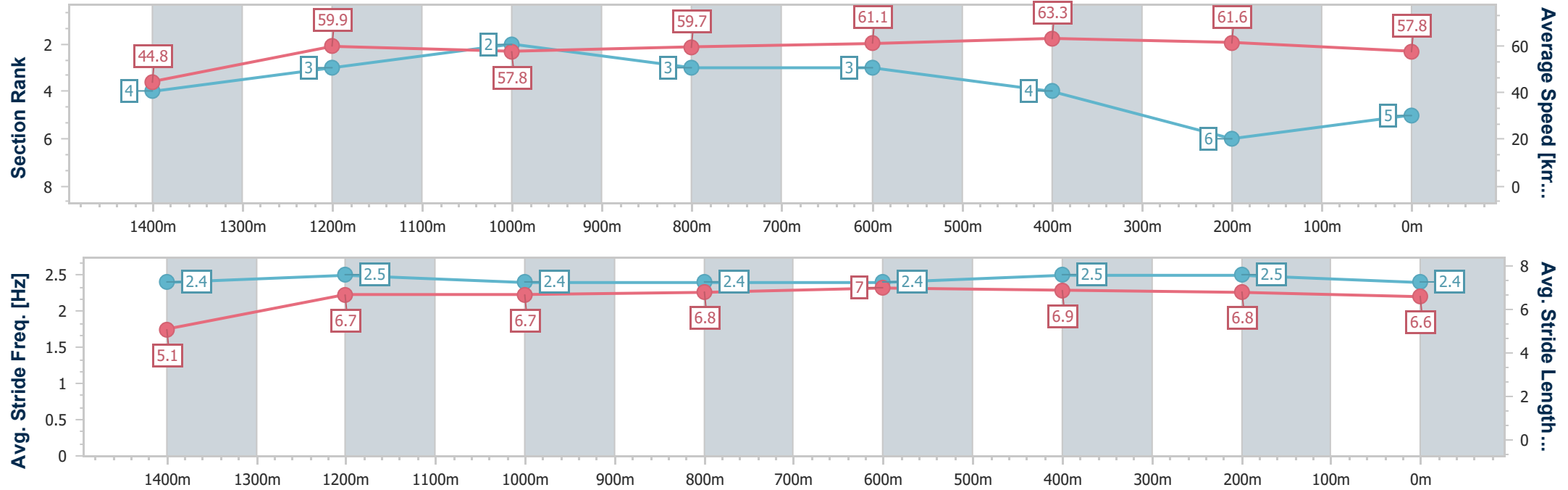
Horse/Jockey Name	Lustrous Sins
Final Rank	5
Fastest Section Time (Section)	0:08.04 (Overall)
Top Speed [km/h] (Section)	64.1 (600m)
Race State	Finished



Rockhampton QLD Professional
Race 1: RAY WHITE ROCKHAMPTON Maiden Handicap - 1500m
04 May 2025 - 11:53
Track Rating: Soft5, Weather: Windy, Rail Position: 0.5m Entire



Section	Overall	1400m	1200m	1000m	800m	600m	400m	200m					
Section Times	1:32.36 [5] (0:08.04)	1:24.32 [4] (0:12.02)	1:12.30 [3] (0:12.46)	0:59.84 [2] (0:12.12)	0:47.72 [3] (0:12.06)	0:35.66 [3] (0:11.41)	0:24.25 [4] (0:11.68)	0:12.57 [6] (0:12.57)					
Average Speed [km/h]	44.8	59.9	57.8	59.7	61.1	63.3	61.6	57.8					
Top Speed [km/h]	57.8	60.8	58.9	61.3	62.1	64.1	63.9	59.4					
Avg. Dist. to Rail [m]	6.4	2.6	0.6	0.7	2.8	5.5	7.0	7.5					
Avg. Stride Freq. [Hz]	2.4	2.5	2.4	2.4	2.4	2.5	2.5	2.4					
Avg. Stride Length [m]	5.1	6.7	6.7	6.8	7.0	6.9	6.8	6.6					



[] Ranking at each section and finish
-.-.- No data available at this section
NA No data available



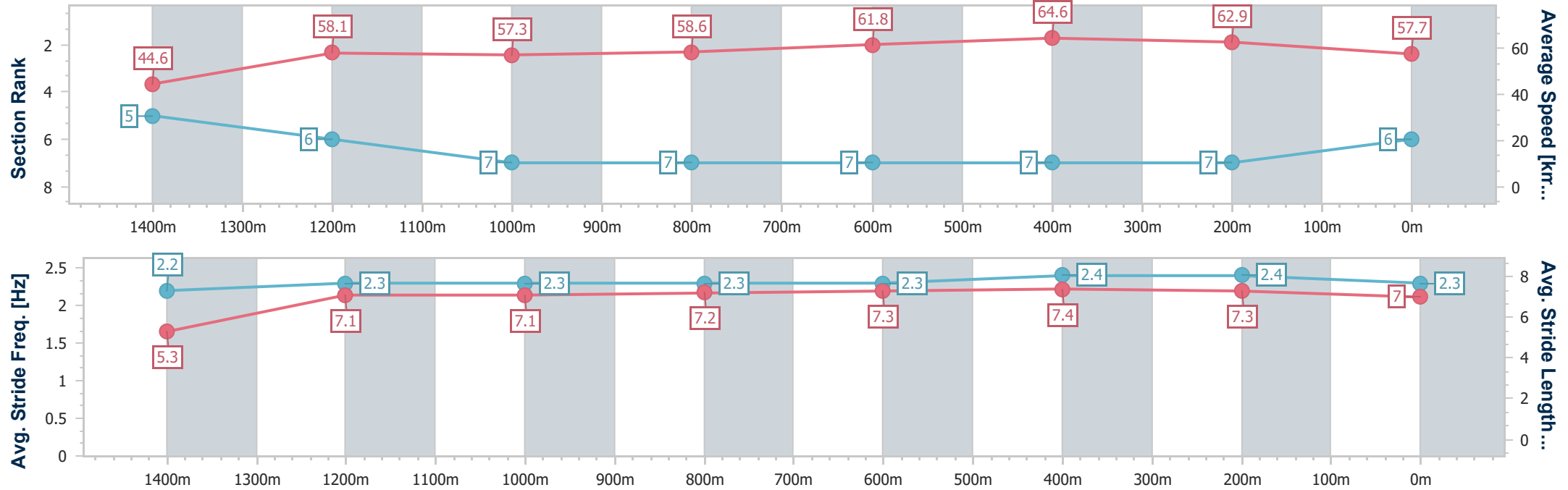
Horse/Jockey Name	The Hackneydiamond
Final Rank	6
Fastest Section Time (Section)	0:08.09 (Overall)
Top Speed [km/h] (Section)	65.3 (600m)
Race State	Finished



Rockhampton QLD Professional
Race 1: RAY WHITE ROCKHAMPTON Maiden Handicap - 1500m
04 May 2025 - 11:53
Track Rating: Soft5, Weather: Windy, Rail Position: 0.5m Entire



Section	Overall	1400m	1200m	1000m	800m	600m	400m	200m					
Section Times	1:32.45 [6] (0:08.09)	1:24.36 [5] (0:12.40)	1:11.96 [6] (0:12.58)	0:59.38 [7] (0:12.34)	0:47.04 [7] (0:11.85)	0:35.19 [7] (0:11.18)	0:24.01 [7] (0:11.44)	0:12.57 [7] (0:12.57)					
Average Speed [km/h]	44.6	58.1	57.3	58.6	61.8	64.6	62.9	57.7					
Top Speed [km/h]	56.6	59.2	57.9	61.3	63.6	65.3	65.0	60.2					
Avg. Dist. to Rail [m]	5.2	1.2	0.6	0.8	2.1	2.4	3.2	3.4					
Avg. Stride Freq. [Hz]	2.2	2.3	2.3	2.3	2.3	2.4	2.4	2.3					
Avg. Stride Length [m]	5.3	7.1	7.1	7.2	7.3	7.4	7.3	7.0					





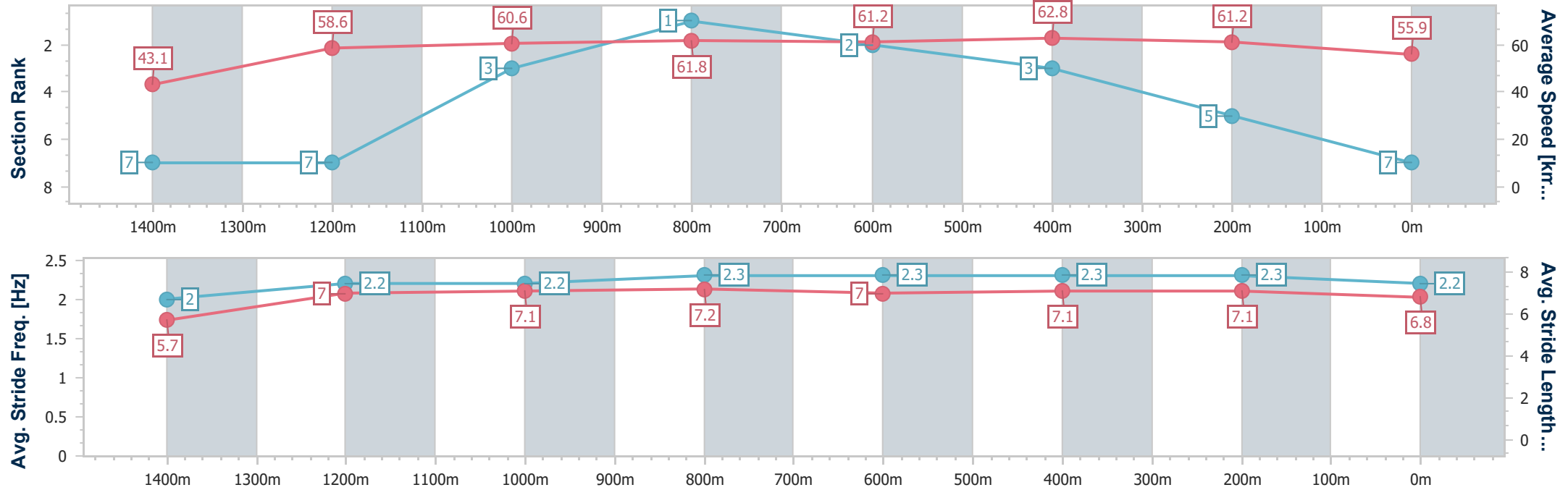
Horse/Jockey Name	Send The Money
Final Rank	7
Fastest Section Time (Section)	0:08.38 (Overall)
Top Speed [km/h] (Section)	63.6 (400m)
Race State	Finished



Rockhampton QLD Professional
Race 1: RAY WHITE ROCKHAMPTON Maiden Handicap - 1500m
04 May 2025 - 11:53
Track Rating: Soft5, Weather: Windy, Rail Position: 0.5m Entire



Section	Overall	1400m	1200m	1000m	800m	600m	400m	200m					
Section Times	1:32.71 [7] (0:08.38)	1:24.33 [7] (0:12.30)	1:12.03 [7] (0:11.90)	1:00.13 [3] (0:11.78)	0:48.35 [1] (0:12.11)	0:36.24 [2] (0:11.51)	0:24.73 [3] (0:11.76)	0:12.97 [5] (0:12.97)					
Average Speed [km/h]	43.1	58.6	60.6	61.8	61.2	62.8	61.2	55.9					
Top Speed [km/h]	56.9	60.7	62.8	62.8	61.9	63.6	63.6	59.0					
Avg. Dist. to Rail [m]	0.9	0.9	1.8	2.5	3.4	4.4	4.4	4.1					
Avg. Stride Freq. [Hz]	2.0	2.2	2.2	2.3	2.3	2.3	2.3	2.2					
Avg. Stride Length [m]	5.7	7.0	7.1	7.2	7.0	7.1	7.1	6.8					





Rockhampton QLD Professional
Race 2: KNIGHT FRANK AGRIBUSINESS QTIS Three-Year-Old Handicap
- 1100m
04 May 2025 - 12:30



Track Rating: Soft 5, Weather: Windy, Rail Position: +0.5m Entire

Section						Overall	1000m	800m	600m	400m	200m	Last 600m	
Field Times						1:03.14 (0:07.14)	0:56.00 (0:11.29)	0:44.71 (0:11.42)	0:33.29 (0:10.57)	0:22.72 (0:10.71)	0:12.01 (0:12.01)	0:33.29	
Rank	TAB	Horse/Jockey	Barrier	Top Speed [km/h]	Fastest Section							Margin	Distance Travelled [m]
1	3	POWER OF KATIE	7	69.7	0:07.14	1:03.14 [1]	0:56.00 [1]	0:44.71 [1]	0:33.29 [1]	0:22.72 [1]	0:12.01 [1]	1:03.14	0:33.29
		Warwick Satherley		600m	Overall	(0:07.14)	(0:11.29)	(0:11.42)	(0:10.57)	(0:10.71)	(0:12.01)		
2	1	ASTRA STAR	2	69.1	0:07.31	1:03.29 [2]	0:55.98 [5]	0:44.68 [4]	0:33.34 [3]	0:22.60 [2]	0:11.83 [2]	0L	0:33.34 +0
		Sean Cormack		600m	Overall	(0:07.31)	(0:11.30)	(0:11.34)	(0:10.74)	(0:10.77)	(0:11.83)		
3	6	BILLY BOOM	6	68.7	0:07.54	1:03.33 [3]	0:55.79 [6]	0:44.52 [5]	0:33.07 [5]	0:22.32 [6]	0:11.67 [4]	1L	0:33.07 +1
		Nikita Beriman		400m	Overall	(0:07.54)	(0:11.27)	(0:11.45)	(0:10.75)	(0:10.65)	(0:11.67)		
4	5	ASK ME MATE	3	69.0	0:07.26	1:03.49 [4]	0:56.23 [2]	0:44.91 [3]	0:33.32 [4]	0:22.70 [4]	0:11.74 [5]	2L	0:33.32 +5
		Chris McIver		600m	Overall	(0:07.26)	(0:11.32)	(0:11.59)	(0:10.62)	(0:10.96)	(0:11.74)		
5	4	TIPSY TIGER	8	68.5	0:07.27	1:03.58 [5]	0:56.31 [3]	0:45.12 [2]	0:33.65 [2]	0:22.89 [3]	0:12.05 [3]	0L	0:33.65 +5
		Regan Bayliss		600m	Overall	(0:07.27)	(0:11.19)	(0:11.47)	(0:10.76)	(0:10.84)	(0:12.05)		
6	7	DUBIOUS LOVE	4	69.0	0:07.28	1:03.69 [6]	0:56.41 [4]	0:44.87 [6]	0:33.39 [6]	0:22.68 [5]	0:11.88 [6]	0L	0:33.39 +8
		Raul Silvera Olivera		600m	Overall	(0:07.28)	(0:11.54)	(0:11.48)	(0:10.71)	(0:10.80)	(0:11.88)		

Scratched: Heart And Spirit (#2), Gee Eye Why (#8)



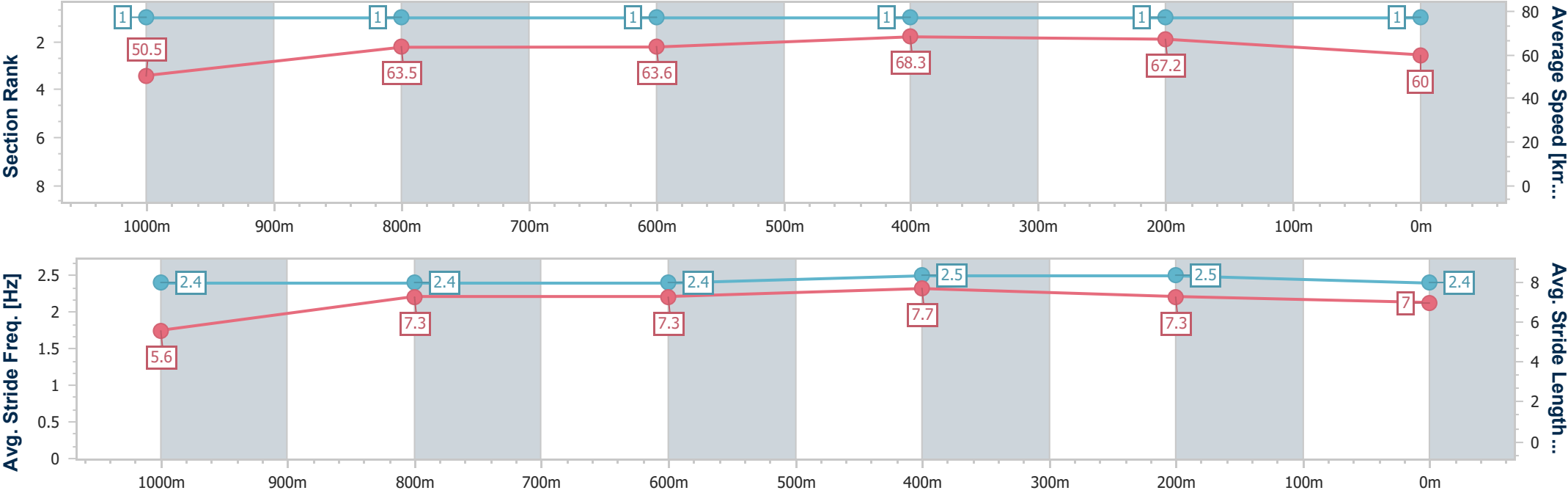
Horse/Jockey Name	Power Of Katie
Final Rank	1
Fastest Section Time (Section)	0:07.14 (Overall)
Top Speed [km/h] (Section)	69.7 (600m)
Race State	Finished



Rockhampton QLD Professional
Race 2: KNIGHT FRANK AGRIBUSINESS QTIS Three-Year-Old
Handicap - 1100m
04 May 2025 - 12:30
Track Rating: Soft 5, Weather: Windy, Rail Position: +0.5m Entire



Section	Overall	1000m	800m	600m	400m	200m							
Section Times	1:03.14 [1] (0:07.14)	0:56.00 [1] (0:11.29)	0:44.71 [1] (0:11.42)	0:33.29 [1] (0:10.57)	0:22.72 [1] (0:10.71)	0:12.01 [1] (0:12.01)							
Average Speed [km/h]	50.5	63.5	63.6	68.3	67.2	60.0							
Top Speed [km/h]	63.1	65.5	65.3	69.7	69.3	66.0							
Avg. Dist. to Rail [m]	5.8	0.9	1.4	2.3	2.6	3.1							
Avg. Stride Freq. [Hz]	2.4	2.4	2.4	2.5	2.5	2.4							
Avg. Stride Length [m]	5.6	7.3	7.3	7.7	7.3	7.0							





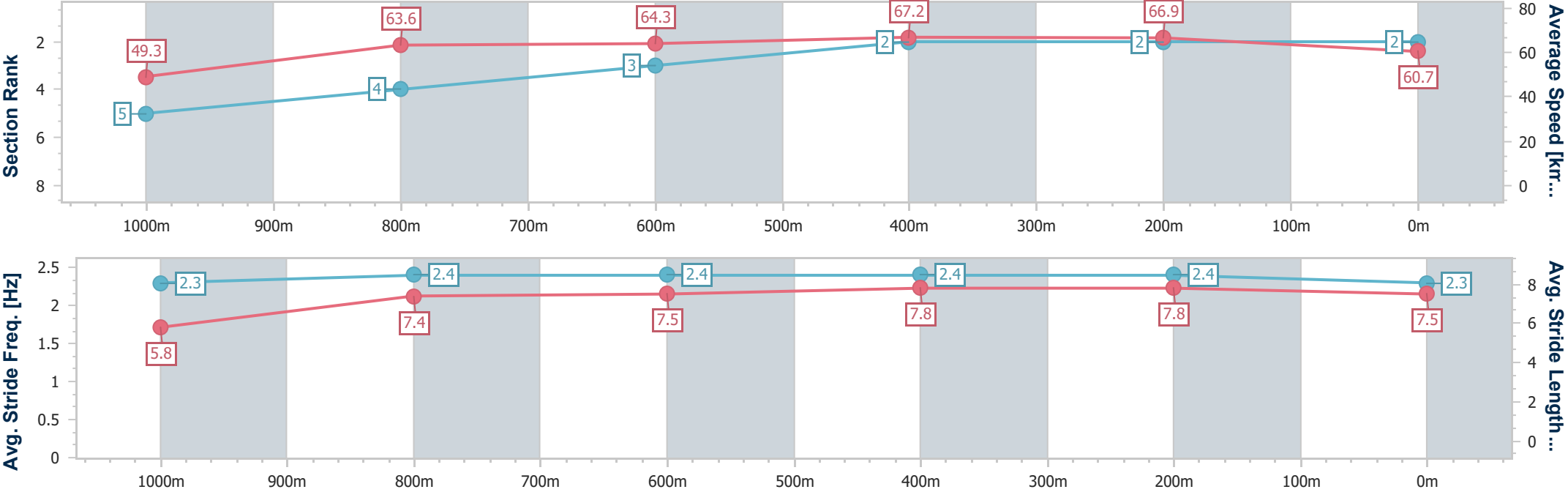
Horse/Jockey Name	Astra Star
Final Rank	2
Fastest Section Time (Section)	0:07.31 (Overall)
Top Speed [km/h] (Section)	69.1 (600m)
Race State	Finished



Rockhampton QLD Professional
Race 2: KNIGHT FRANK AGRIBUSINESS QTIS Three-Year-Old
Handicap - 1100m
04 May 2025 - 12:30
Track Rating: Soft 5, Weather: Windy, Rail Position: +0.5m Entire



Section	Overall	1000m	800m	600m	400m	200m								
Section Times	1:03.29 [2] (0:07.31)	0:55.98 [5] (0:11.30)	0:44.68 [4] (0:11.34)	0:33.34 [3] (0:10.74)	0:22.60 [2] (0:10.77)	0:11.83 [2] (0:11.83)								
Average Speed [km/h]	49.3	63.6	64.3	67.2	66.9	60.7								
Top Speed [km/h]	61.8	64.5	65.3	69.1	69.1	64.2								
Avg. Dist. to Rail [m]	1.6	0.5	1.6	2.5	3.5	4.4								
Avg. Stride Freq. [Hz]	2.3	2.4	2.4	2.4	2.4	2.3								
Avg. Stride Length [m]	5.8	7.4	7.5	7.8	7.8	7.5								





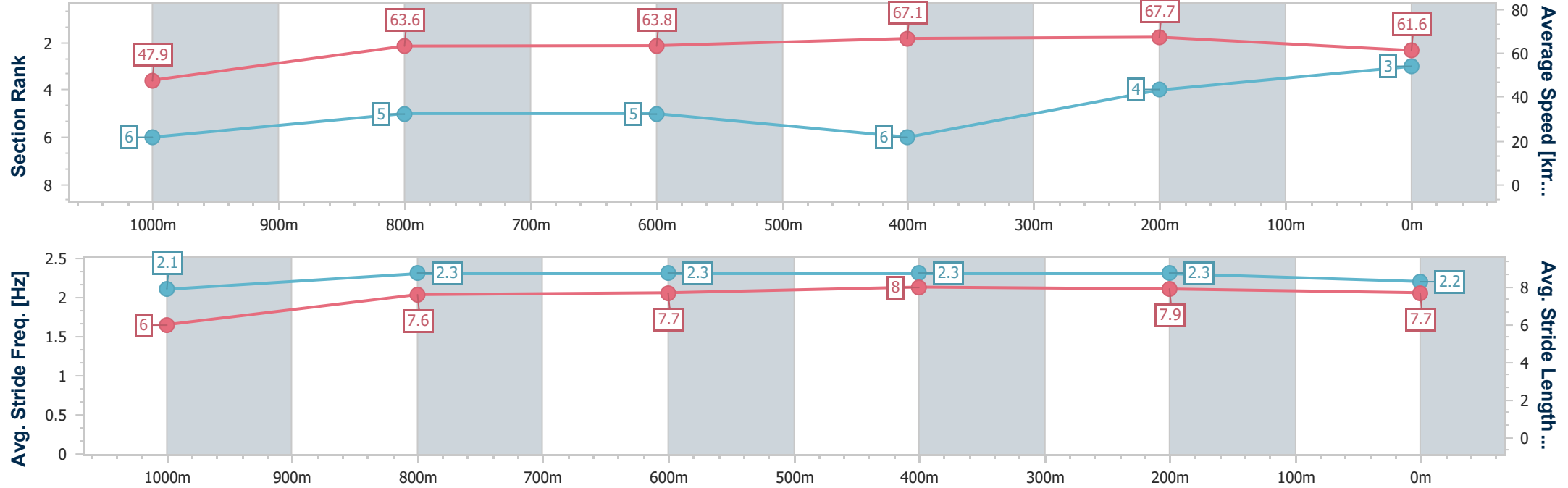
Horse/Jockey Name	Billy Boom
Final Rank	3
Fastest Section Time (Section)	0:07.54 (Overall)
Top Speed [km/h] (Section)	68.7 (400m)
Race State	Finished



Rockhampton QLD Professional
Race 2: KNIGHT FRANK AGRIBUSINESS QTIS Three-Year-Old
Handicap - 1100m
04 May 2025 - 12:30
Track Rating: Soft 5, Weather: Windy, Rail Position: +0.5m Entire



Section	Overall	1000m	800m	600m	400m	200m							
Section Times	1:03.33 [3] (0:07.54)	0:55.79 [6] (0:11.27)	0:44.52 [5] (0:11.45)	0:33.07 [5] (0:10.75)	0:22.32 [6] (0:10.65)	0:11.67 [4] (0:11.67)							
Average Speed [km/h]	47.9	63.6	63.8	67.1	67.7	61.6							
Top Speed [km/h]	60.6	64.8	64.9	68.2	68.7	65.4							
Avg. Dist. to Rail [m]	5.0	0.6	1.6	3.5	3.7	2.9							
Avg. Stride Freq. [Hz]	2.1	2.3	2.3	2.3	2.3	2.2							
Avg. Stride Length [m]	6.0	7.6	7.7	8.0	7.9	7.7							





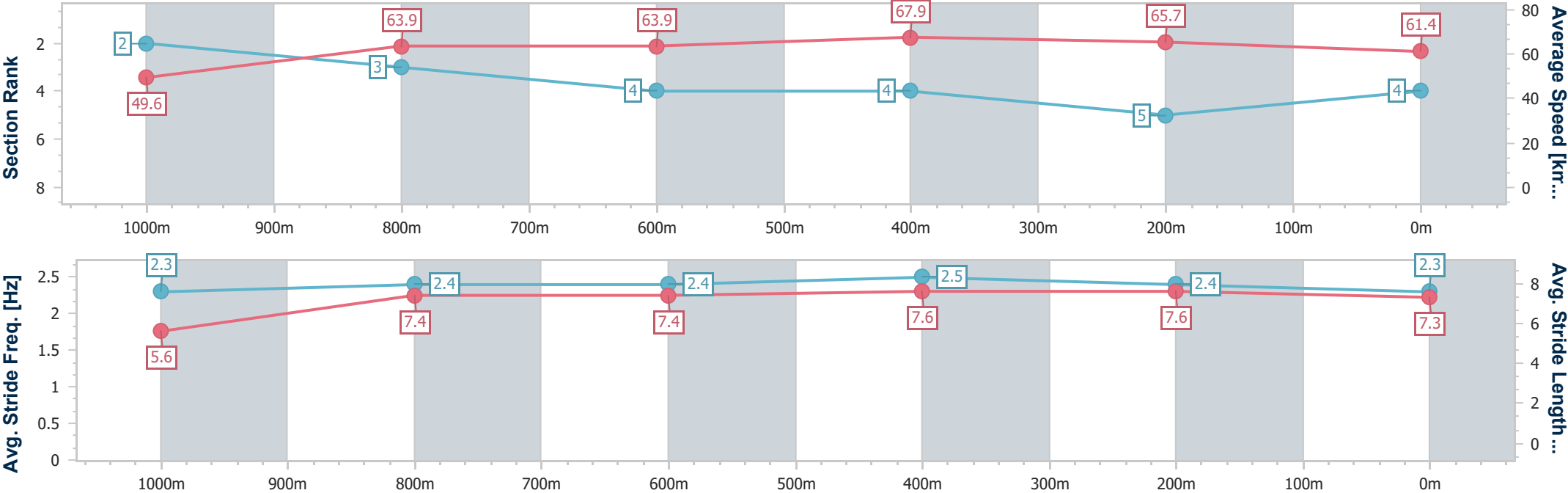
Horse/Jockey Name	Ask Me Mate
Final Rank	4
Fastest Section Time (Section)	0:07.26 (Overall)
Top Speed [km/h] (Section)	69.0 (600m)
Race State	Finished



Rockhampton QLD Professional
Race 2: KNIGHT FRANK AGRIBUSINESS QTIS Three-Year-Old
Handicap - 1100m
04 May 2025 - 12:30
Track Rating: Soft 5, Weather: Windy, Rail Position: +0.5m Entire



Section	Overall	1000m	800m	600m	400m	200m							
Section Times	1:03.49 [4] (0:07.26)	0:56.23 [2] (0:11.32)	0:44.91 [3] (0:11.59)	0:33.32 [4] (0:10.62)	0:22.70 [4] (0:10.96)	0:11.74 [5] (0:11.74)							
Average Speed [km/h]	49.6	63.9	63.9	67.9	65.7	61.4							
Top Speed [km/h]	61.4	65.0	66.3	69.0	66.7	64.3							
Avg. Dist. to Rail [m]	2.2	0.7	3.4	5.0	5.2	3.4							
Avg. Stride Freq. [Hz]	2.3	2.4	2.4	2.5	2.4	2.3							
Avg. Stride Length [m]	5.6	7.4	7.4	7.6	7.6	7.3							





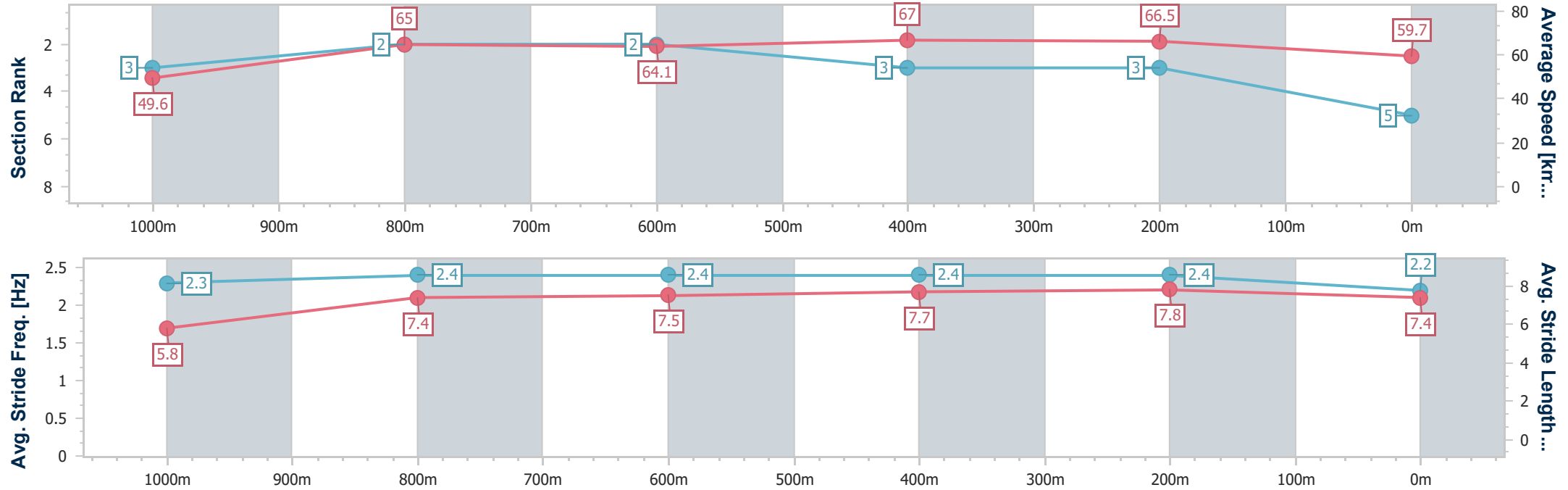
Horse/Jockey Name	Tipsy Tiger
Final Rank	5
Fastest Section Time (Section)	0:07.27 (Overall)
Top Speed [km/h] (Section)	68.5 (600m)
Race State	Finished



Rockhampton QLD Professional
Race 2: KNIGHT FRANK AGRIBUSINESS QTIS Three-Year-Old
Handicap - 1100m
04 May 2025 - 12:30
Track Rating: Soft 5, Weather: Windy, Rail Position: +0.5m Entire



Section	Overall	1000m	800m	600m	400m	200m								
Section Times	1:03.58 [5] (0:07.27)	0:56.31 [3] (0:11.19)	0:45.12 [2] (0:11.47)	0:33.65 [2] (0:10.76)	0:22.89 [3] (0:10.84)	0:12.05 [3] (0:12.05)								
Average Speed [km/h]	49.6	65.0	64.1	67.0	66.5	59.7								
Top Speed [km/h]	63.1	66.4	65.6	68.5	68.4	62.9								
Avg. Dist. to Rail [m]	7.4	2.6	2.4	4.0	6.0	6.0								
Avg. Stride Freq. [Hz]	2.3	2.4	2.4	2.4	2.4	2.2								
Avg. Stride Length [m]	5.8	7.4	7.5	7.7	7.8	7.4								





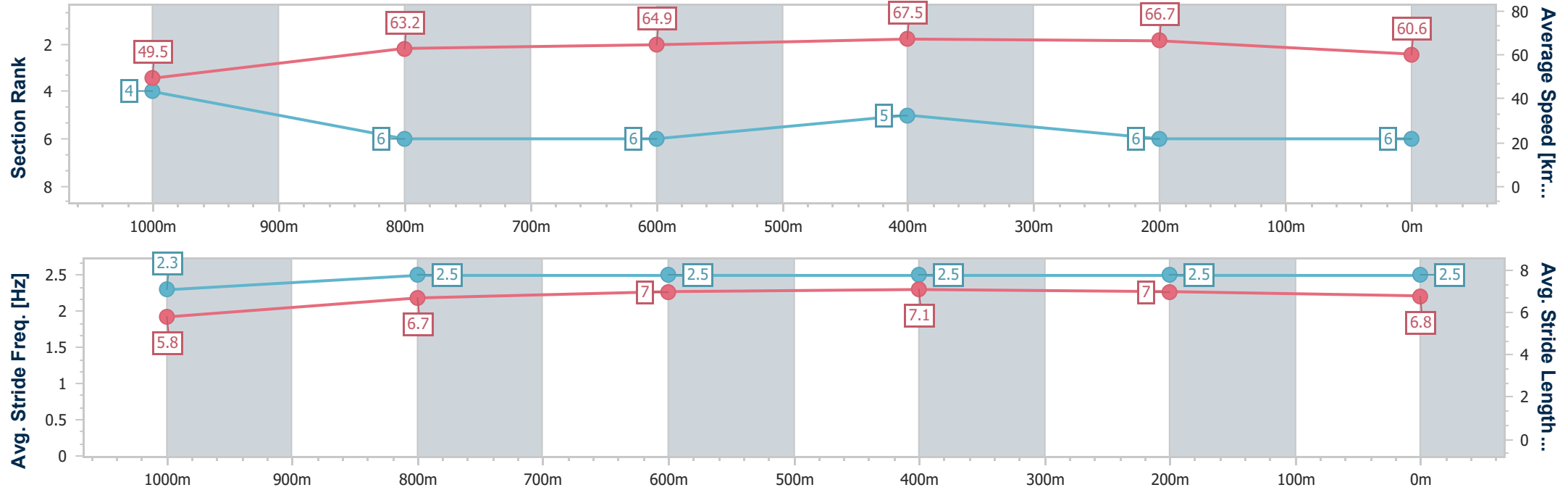
Horse/Jockey Name	Dubious Love
Final Rank	6
Fastest Section Time (Section)	0:07.28 (Overall)
Top Speed [km/h] (Section)	69.0 (600m)
Race State	Finished



Rockhampton QLD Professional
Race 2: KNIGHT FRANK AGRIBUSINESS QTIS Three-Year-Old
Handicap - 1100m
04 May 2025 - 12:30
Track Rating: Soft 5, Weather: Windy, Rail Position: +0.5m Entire



Section	Overall	1000m	800m	600m	400m	200m							
Section Times	1:03.69 [6] (0:07.28)	0:56.41 [4] (0:11.54)	0:44.87 [6] (0:11.48)	0:33.39 [6] (0:10.71)	0:22.68 [5] (0:10.80)	0:11.88 [6] (0:11.88)							
Average Speed [km/h]	49.5	63.2	64.9	67.5	66.7	60.6							
Top Speed [km/h]	59.6	64.2	65.1	69.0	68.9	63.8							
Avg. Dist. to Rail [m]	4.5	2.4	4.1	5.5	6.3	8.3							
Avg. Stride Freq. [Hz]	2.3	2.5	2.5	2.5	2.5	2.5							
Avg. Stride Length [m]	5.8	6.7	7.0	7.1	7.0	6.8							





Rockhampton QLD Professional
Race 3: CLARK RUBBER Maiden Plate - 1200m
04 May 2025 - 13:06



Track Rating: Soft 5, Weather: Windy, Rail Position: +0.5m Entire

Section						Overall	1000m	800m	600m	400m	200m	Last 600m		
Field Times						1:09.53 (0:11.95)	0:57.58 (0:10.92)	0:46.66 (0:11.58)	0:35.08 (0:11.54)	0:23.54 (0:11.62)	0:11.92 (0:11.92)	0:35.08		
Rank	TAB	Horse/Jockey	Barrier	Top Speed [km/h]	Fastest Section							Margin	Distance Travelled [m]	
1	1	SPELLMASTER	7	67.4	0:11.10	1:09.53 [1]	0:57.09 [9]	0:45.99 [8]	0:34.47 [6]	0:23.23 [5]	0:11.92 [1]	1:09.53	0:34.47	
		Justin Stanley		1000m	1000m	(0:12.44)	(0:11.10)	(0:11.52)	(0:11.24)	(0:11.31)	(0:11.92)			
2	9	BADLIFEDECISION	4	65.8	0:11.26	1:09.97 [2]	0:57.79 [8]	0:46.43 [7]	0:34.82 [7]	0:23.56 [6]	0:12.26 [2]	2.59L	0:34.82	+5
		Brooke Johnson		400m	600m	(0:12.18)	(0:11.36)	(0:11.61)	(0:11.26)	(0:11.30)	(0:12.26)			
3	2	SPIRIT TALKER	11	65.4	0:11.17	1:10.06 [3]	0:57.52 [11]	0:46.14 [11]	0:34.82 [9]	0:23.65 [6]	0:12.05 [5]	3.16L	0:34.82	+1
		Chris McIver		600m	600m	(0:12.54)	(0:11.38)	(0:11.32)	(0:11.17)	(0:11.60)	(0:12.05)			
4	4	ROCKETTO	1	67.1	0:11.08	1:10.45 [4]	0:58.35 [6]	0:47.27 [3]	0:35.71 [3]	0:24.23 [4]	0:12.38 [7]	5.46L	0:35.71	-1
		Cejay Graham		1000m	1000m	(0:12.10)	(0:11.08)	(0:11.56)	(0:11.48)	(0:11.85)	(0:12.38)			
5	8	RELATIVES	2	66.6	0:11.17	1:10.53 [5]	0:58.44 [5]	0:47.27 [5]	0:35.76 [4]	0:24.32 [3]	0:12.68 [3]	5.91L	0:35.76	+1
		Kyle Wilson-Taylor		1000m	1000m	(0:12.09)	(0:11.17)	(0:11.51)	(0:11.44)	(0:11.64)	(0:12.68)			
6	5	SET FOR LIFE	3	67.9	0:10.92	1:10.76 [6]	0:58.81 [1]	0:47.89 [1]	0:36.28 [2]	0:24.77 [1]	0:12.81 [4]	7.25L	0:36.28	+1
		Tasha Chambers		1000m	1000m	(0:11.95)	(0:10.92)	(0:11.61)	(0:11.51)	(0:11.96)	(0:12.81)			
7	3	DOITLIKEMAXWELL	5	67.5	0:10.93	1:11.51 [7]	0:59.54 [2]	0:48.61 [2]	0:37.06 [1]	0:25.50 [2]	0:13.47 [6]	11.67L	0:37.06	+3
		Les Tilley		1000m	1000m	(0:11.97)	(0:10.93)	(0:11.55)	(0:11.56)	(0:12.03)	(0:13.47)			
8	11	SCOTTVILLE SCOOTER	8	65.6	0:11.49	1:11.52 [8]	0:59.41 [7]	0:47.92 [9]	0:36.19 [10]	0:24.62 [10]	0:12.80 [9]	11.7L	0:36.19	+6
		Tiffani Brooker		1000m	1000m	(0:12.11)	(0:11.49)	(0:11.73)	(0:11.57)	(0:11.82)	(0:12.80)			
9	6	WARHOL	10	66.9	0:11.24	1:11.57 [9]	0:59.10 [10]	0:47.86 [10]	0:36.15 [11]	0:24.77 [8]	0:12.92 [8]	12L	0:36.15	+8
		Ashley Butler		1000m	1000m	(0:12.47)	(0:11.24)	(0:11.71)	(0:11.38)	(0:11.85)	(0:12.92)			
10	7	GRUMPYOLDCOL	6	65.5	0:11.38	1:13.09 [10]	1:01.02 [4]	0:49.64 [6]	0:37.89 [8]	0:26.24 [9]	0:14.11 [10]	20.98L	0:37.89	+7
		Georgina Cartwright		1000m	1000m	(0:12.07)	(0:11.38)	(0:11.75)	(0:11.65)	(0:12.13)	(0:14.11)			



Rockhampton QLD Professional
Race 3: CLARK RUBBER Maiden Plate - 1200m
04 May 2025 - 13:06



Track Rating: Soft 5, Weather: Windy, Rail Position: +0.5m Entire

Section					Overall	1000m	800m	600m	400m	200m	Last 600m			
Field Times					1:09.53 (0:11.95)	0:57.58 (0:10.92)	0:46.66 (0:11.58)	0:35.08 (0:11.54)	0:23.54 (0:11.62)	0:11.92 (0:11.92)	0:35.08			
Rank	TAB	Horse/Jockey	Barrier	Top Speed [km/h]	Fastest Section						Margin	Distance Travelled [m]		
11	10	MISHANI SUNSET	9	66.9	0:11.13	1:14.63 [11]	1:02.58 [3]	0:51.45 [4]	0:39.64 [5]	0:27.67 [11]	0:14.60 [11]	30.01L	0:39.64	+7
		Raul Silvera Olivera		1000m	1000m	(0:12.05)	(0:11.13)	(0:11.81)	(0:11.97)	(0:13.07)	(0:14.60)			



Horse/Jockey Name	Spellmaster
Final Rank	1
Fastest Section Time (Section)	0:11.10 (1000m)
Top Speed [km/h] (Section)	67.4 (1000m)
Race State	Finished



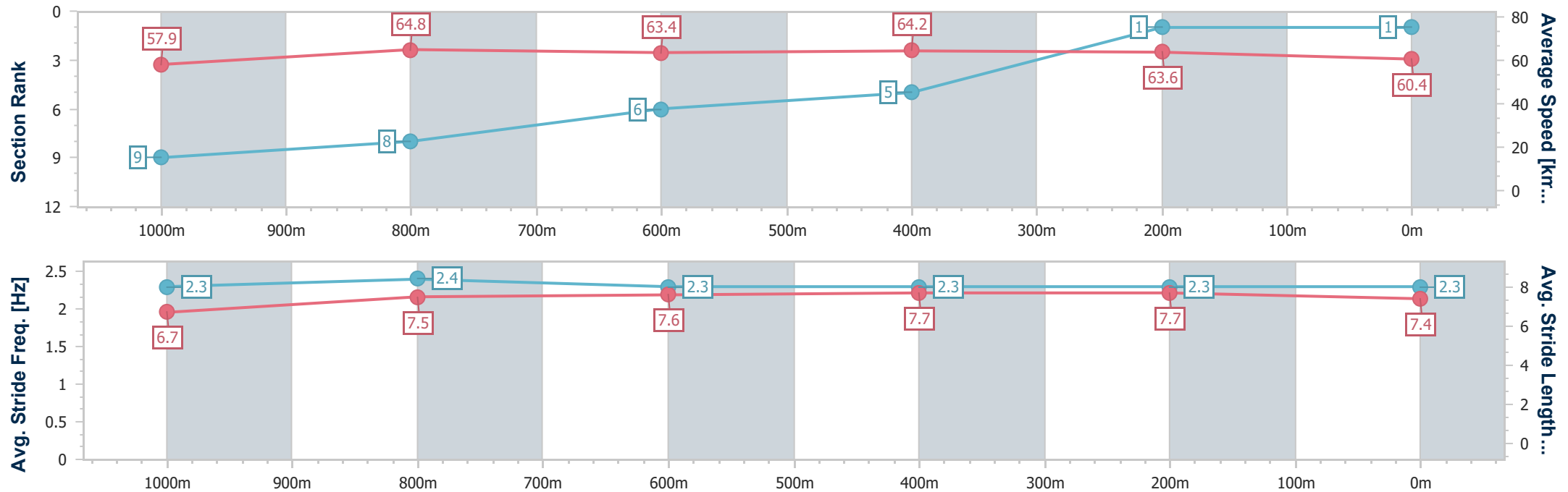
Rockhampton QLD Professional
Race 3: CLARK RUBBER Maiden Plate - 1200m

04 May 2025 - 13:06

Track Rating: Soft 5, Weather: Windy, Rail Position: +0.5m Entire



Section	Overall	1000m	800m	600m	400m	200m							
Section Times	1:09.53 [1] (0:12.44)	0:57.09 [9] (0:11.10)	0:45.99 [8] (0:11.52)	0:34.47 [6] (0:11.24)	0:23.23 [5] (0:11.31)	0:11.92 [1] (0:11.92)							
Average Speed [km/h]	57.9	64.8	63.4	64.2	63.6	60.4							
Top Speed [km/h]	67.3	67.4	64.8	64.8	65.2	62.5							
Avg. Dist. to Rail [m]	4.5	0.4	1.8	4.8	6.2	7.8							
Avg. Stride Freq. [Hz]	2.3	2.4	2.3	2.3	2.3	2.3							
Avg. Stride Length [m]	6.7	7.5	7.6	7.7	7.7	7.4							



- [] Ranking at each section and finish
- .-.- No data available at this section
- NA No data available



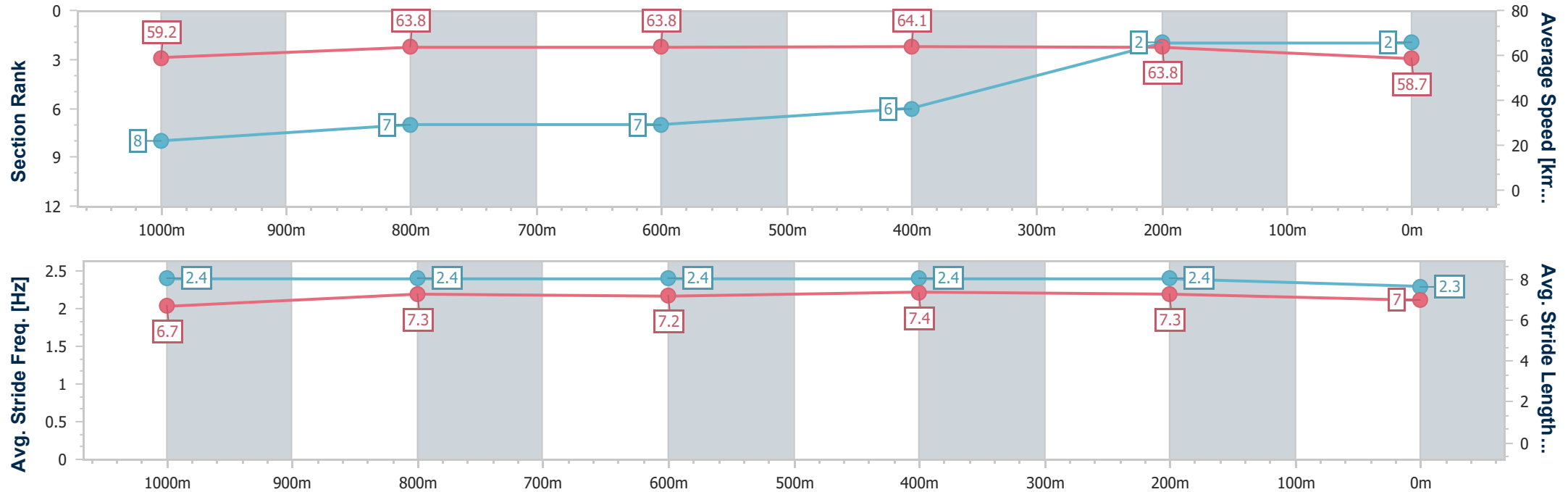
Horse/Jockey Name	Badlifedecision
Final Rank	2
Fastest Section Time (Section)	0:11.26 (600m)
Top Speed [km/h] (Section)	65.8 (400m)
Race State	Finished



Rockhampton QLD Professional
Race 3: CLARK RUBBER Maiden Plate - 1200m
04 May 2025 - 13:06
Track Rating: Soft 5, Weather: Windy, Rail Position: +0.5m Entire



Section	Overall	1000m	800m	600m	400m	200m							
Section Times	1:09.97 [2] (0:12.18)	0:57.79 [8] (0:11.36)	0:46.43 [7] (0:11.61)	0:34.82 [7] (0:11.26)	0:23.56 [6] (0:11.30)	0:12.26 [2] (0:12.26)							
Average Speed [km/h]	59.2	63.8	63.8	64.1	63.8	58.7							
Top Speed [km/h]	65.3	65.7	65.0	65.2	65.8	62.0							
Avg. Dist. to Rail [m]	4.9	1.3	3.4	5.8	7.2	8.9							
Avg. Stride Freq. [Hz]	2.4	2.4	2.4	2.4	2.4	2.3							
Avg. Stride Length [m]	6.7	7.3	7.2	7.4	7.3	7.0							





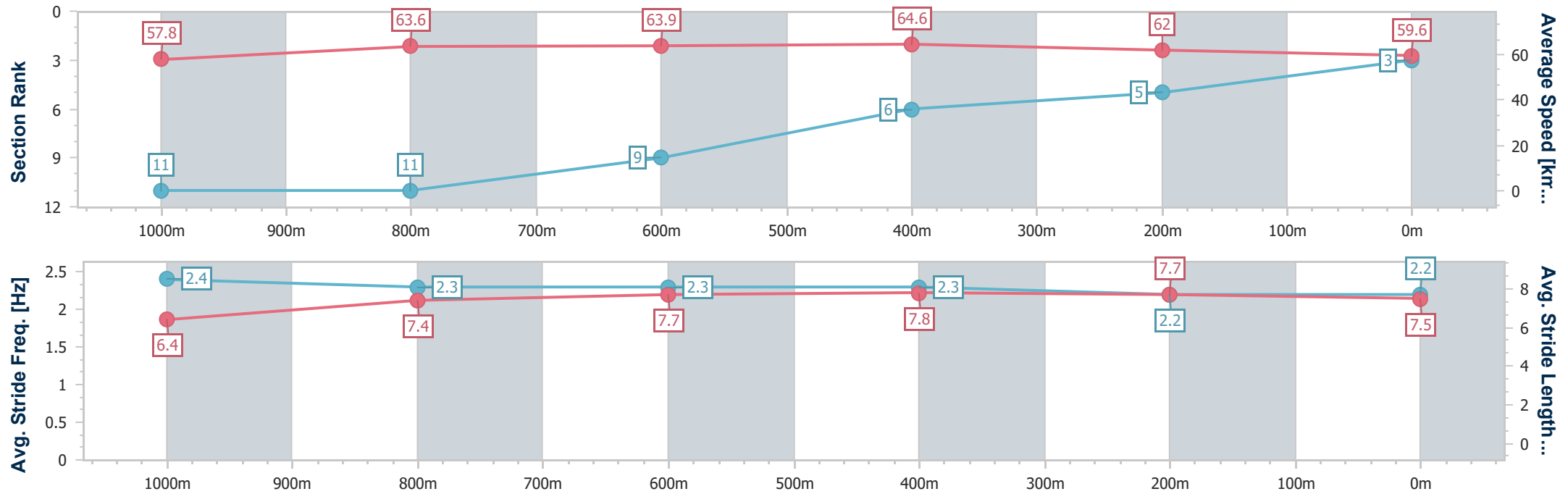
Horse/Jockey Name	Spirit Talker
Final Rank	3
Fastest Section Time (Section)	0:11.17 (600m)
Top Speed [km/h] (Section)	65.4 (600m)
Race State	Finished



Rockhampton QLD Professional
Race 3: CLARK RUBBER Maiden Plate - 1200m
04 May 2025 - 13:06
Track Rating: Soft 5, Weather: Windy, Rail Position: +0.5m Entire



Section	Overall	1000m	800m	600m	400m	200m							
Section Times	1:10.06 [3] (0:12.54)	0:57.52 [11] (0:11.38)	0:46.14 [11] (0:11.32)	0:34.82 [9] (0:11.17)	0:23.65 [6] (0:11.60)	0:12.05 [5] (0:12.05)							
Average Speed [km/h]	57.8	63.6	63.9	64.6	62.0	59.6							
Top Speed [km/h]	62.7	64.9	64.3	65.4	63.7	61.4							
Avg. Dist. to Rail [m]	11.2	2.5	0.9	2.8	5.5	7.3							
Avg. Stride Freq. [Hz]	2.4	2.3	2.3	2.3	2.2	2.2							
Avg. Stride Length [m]	6.4	7.4	7.7	7.8	7.7	7.5							





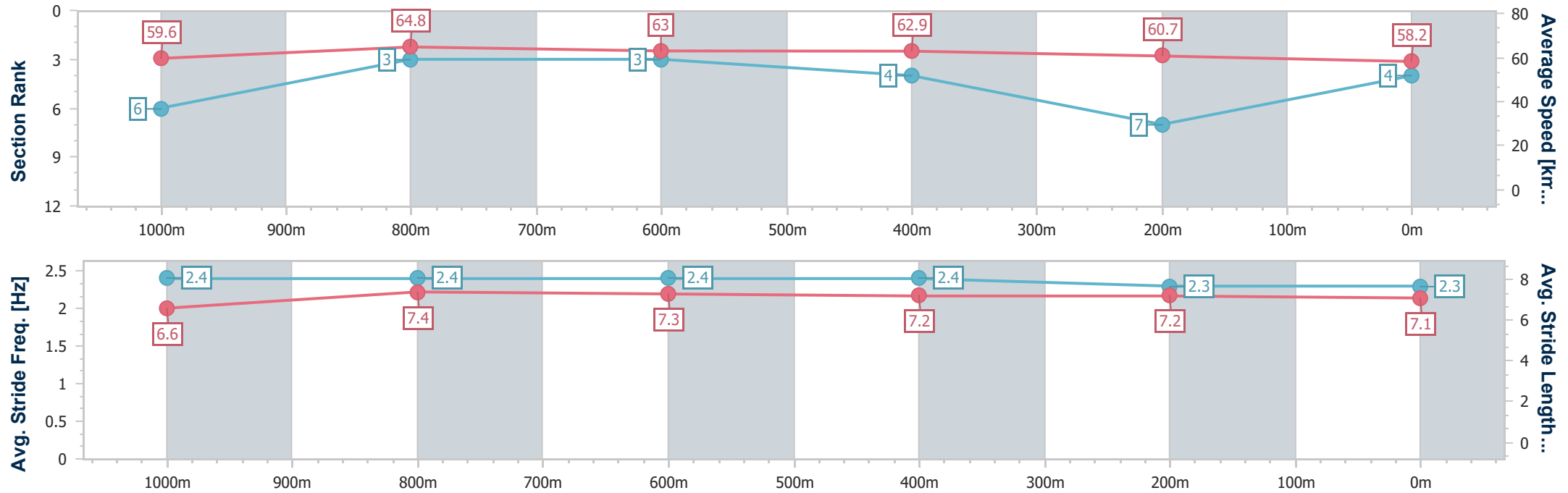
Horse/Jockey Name	Rocketto
Final Rank	4
Fastest Section Time (Section)	0:11.08 (1000m)
Top Speed [km/h] (Section)	67.1 (1000m)
Race State	Finished



Rockhampton QLD Professional
Race 3: CLARK RUBBER Maiden Plate - 1200m
04 May 2025 - 13:06
Track Rating: Soft 5, Weather: Windy, Rail Position: +0.5m Entire



Section	Overall	1000m	800m	600m	400m	200m							
Section Times	1:10.45 [4] (0:12.10)	0:58.35 [6] (0:11.08)	0:47.27 [3] (0:11.56)	0:35.71 [3] (0:11.48)	0:24.23 [4] (0:11.85)	0:12.38 [7] (0:12.38)							
Average Speed [km/h]	59.6	64.8	63.0	62.9	60.7	58.2							
Top Speed [km/h]	66.6	67.1	64.1	63.3	62.3	61.0							
Avg. Dist. to Rail [m]	1.8	0.5	1.6	2.7	4.3	5.4							
Avg. Stride Freq. [Hz]	2.4	2.4	2.4	2.4	2.3	2.3							
Avg. Stride Length [m]	6.6	7.4	7.3	7.2	7.2	7.1							





Horse/Jockey Name	Relatives
Final Rank	5
Fastest Section Time (Section)	0:11.17 (1000m)
Top Speed [km/h] (Section)	66.6 (1000m)
Race State	Finished



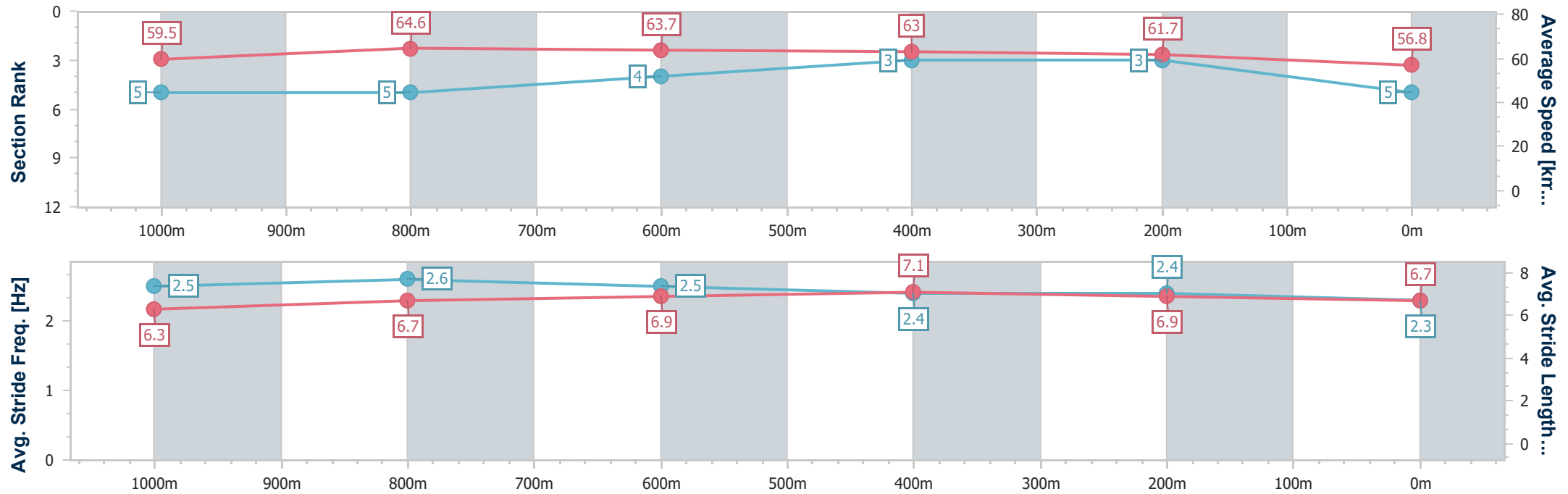
Rockhampton QLD Professional
Race 3: CLARK RUBBER Maiden Plate - 1200m

04 May 2025 - 13:06

Track Rating: Soft 5, Weather: Windy, Rail Position: +0.5m Entire



Section	Overall	1000m	800m	600m	400m	200m							
Section Times	1:10.53 [5] (0:12.09)	0:58.44 [5] (0:11.17)	0:47.27 [5] (0:11.51)	0:35.76 [4] (0:11.44)	0:24.32 [3] (0:11.64)	0:12.68 [3] (0:12.68)							
Average Speed [km/h]	59.5	64.6	63.7	63.0	61.7	56.8							
Top Speed [km/h]	66.3	66.6	64.7	64.4	64.2	59.7							
Avg. Dist. to Rail [m]	1.9	0.7	2.0	3.4	4.2	6.5							
Avg. Stride Freq. [Hz]	2.5	2.6	2.5	2.4	2.4	2.3							
Avg. Stride Length [m]	6.3	6.7	6.9	7.1	6.9	6.7							





Horse/Jockey Name	Set For Life
Final Rank	6
Fastest Section Time (Section)	0:10.92 (1000m)
Top Speed [km/h] (Section)	67.9 (1000m)
Race State	Finished



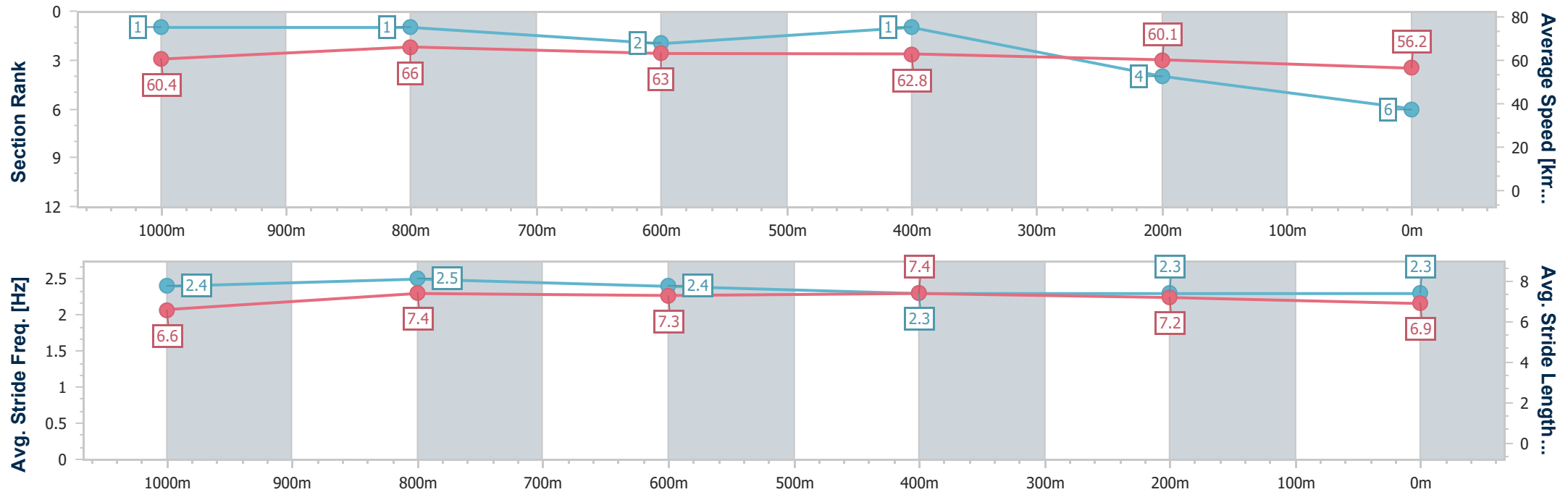
Rockhampton QLD Professional
Race 3: CLARK RUBBER Maiden Plate - 1200m

04 May 2025 - 13:06

Track Rating: Soft 5, Weather: Windy, Rail Position: +0.5m Entire



Section	Overall	1000m	800m	600m	400m	200m								
Section Times	1:10.76 [6] (0:11.95)	0:58.81 [1] (0:10.92)	0:47.89 [1] (0:11.61)	0:36.28 [2] (0:11.51)	0:24.77 [1] (0:11.96)	0:12.81 [4] (0:12.81)								
Average Speed [km/h]	60.4	66.0	63.0	62.8	60.1	56.2								
Top Speed [km/h]	67.6	67.9	64.3	63.0	62.3	58.5								
Avg. Dist. to Rail [m]	3.0	0.5	2.1	2.1	1.6	2.7								
Avg. Stride Freq. [Hz]	2.4	2.5	2.4	2.3	2.3	2.3								
Avg. Stride Length [m]	6.6	7.4	7.3	7.4	7.2	6.9								





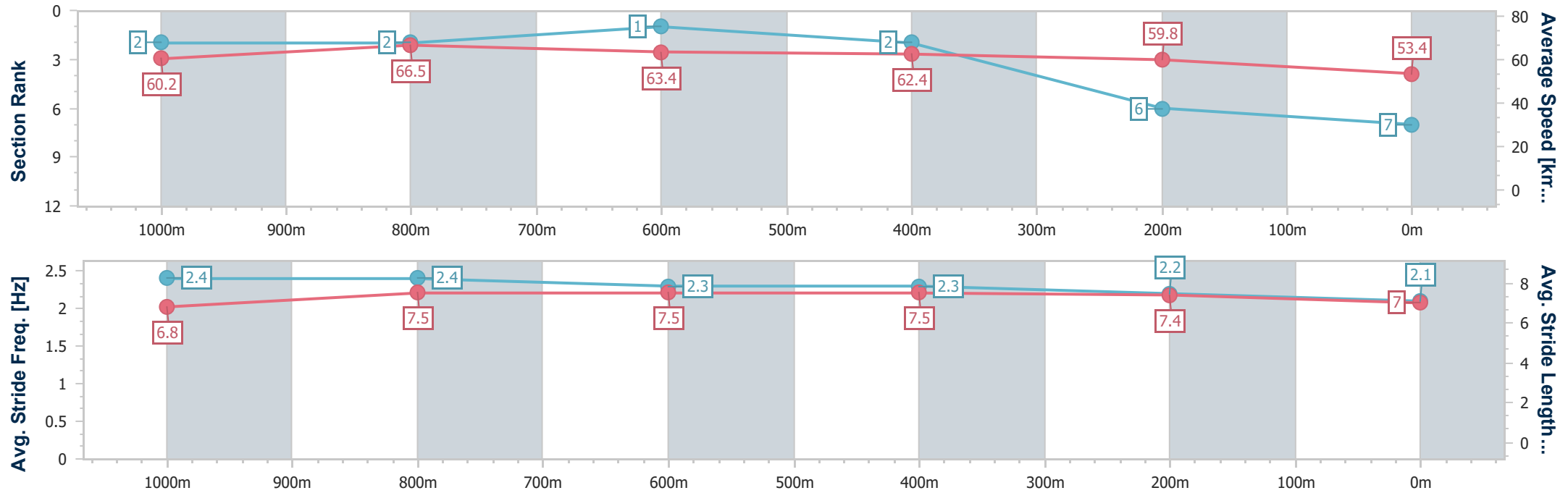
Horse/Jockey Name	Doitlikemaxwell
Final Rank	7
Fastest Section Time (Section)	0:10.93 (1000m)
Top Speed [km/h] (Section)	67.5 (1000m)
Race State	Finished



Rockhampton QLD Professional
Race 3: CLARK RUBBER Maiden Plate - 1200m
04 May 2025 - 13:06
Track Rating: Soft 5, Weather: Windy, Rail Position: +0.5m Entire



Section	Overall	1000m	800m	600m	400m	200m							
Section Times	1:11.51 [7] (0:11.97)	0:59.54 [2] (0:10.93)	0:48.61 [2] (0:11.55)	0:37.06 [1] (0:11.56)	0:25.50 [2] (0:12.03)	0:13.47 [6] (0:13.47)							
Average Speed [km/h]	60.2	66.5	63.4	62.4	59.8	53.4							
Top Speed [km/h]	67.1	67.5	65.2	62.9	62.1	56.8							
Avg. Dist. to Rail [m]	5.6	1.7	2.3	3.2	3.6	4.4							
Avg. Stride Freq. [Hz]	2.4	2.4	2.3	2.3	2.2	2.1							
Avg. Stride Length [m]	6.8	7.5	7.5	7.5	7.4	7.0							





Horse/Jockey Name	Scottville Scooter
Final Rank	8
Fastest Section Time (Section)	0:11.49 (1000m)
Top Speed [km/h] (Section)	65.6 (1000m)
Race State	Finished



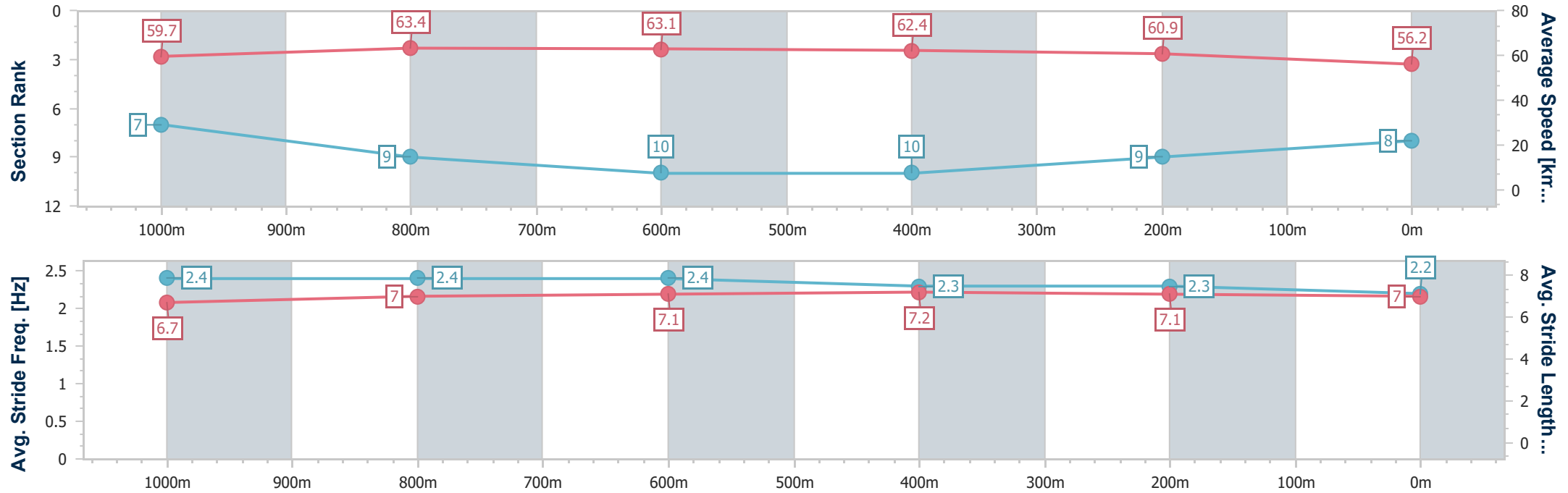
Rockhampton QLD Professional
Race 3: CLARK RUBBER Maiden Plate - 1200m

04 May 2025 - 13:06

Track Rating: Soft 5, Weather: Windy, Rail Position: +0.5m Entire



Section	Overall	1000m	800m	600m	400m	200m							
Section Times	1:11.52 [8] (0:12.11)	0:59.41 [7] (0:11.49)	0:47.92 [9] (0:11.73)	0:36.19 [10] (0:11.57)	0:24.62 [10] (0:11.82)	0:12.80 [9] (0:12.80)							
Average Speed [km/h]	59.7	63.4	63.1	62.4	60.9	56.2							
Top Speed [km/h]	65.6	65.6	64.5	63.9	63.1	58.8							
Avg. Dist. to Rail [m]	8.5	2.8	3.3	4.9	5.4	6.0							
Avg. Stride Freq. [Hz]	2.4	2.4	2.4	2.3	2.3	2.2							
Avg. Stride Length [m]	6.7	7.0	7.1	7.2	7.1	7.0							





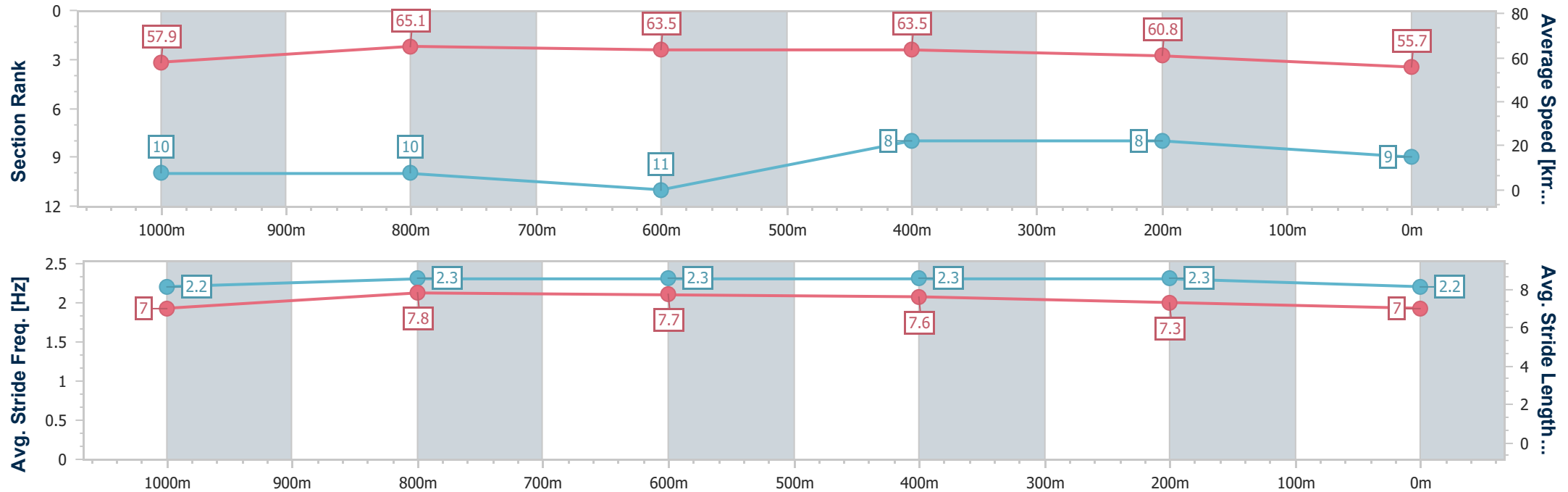
Horse/Jockey Name	Warhol
Final Rank	9
Fastest Section Time (Section)	0:11.24 (1000m)
Top Speed [km/h] (Section)	66.9 (1000m)
Race State	Finished



Rockhampton QLD Professional
Race 3: CLARK RUBBER Maiden Plate - 1200m
04 May 2025 - 13:06
Track Rating: Soft 5, Weather: Windy, Rail Position: +0.5m Entire



Section	Overall	1000m	800m	600m	400m	200m							
Section Times	1:11.57 [9] (0:12.47)	0:59.10 [10] (0:11.24)	0:47.86 [10] (0:11.71)	0:36.15 [11] (0:11.38)	0:24.77 [8] (0:11.85)	0:12.92 [8] (0:12.92)							
Average Speed [km/h]	57.9	65.1	63.5	63.5	60.8	55.7							
Top Speed [km/h]	66.7	66.9	64.4	64.5	63.1	58.9							
Avg. Dist. to Rail [m]	8.7	2.6	4.0	7.5	7.3	6.5							
Avg. Stride Freq. [Hz]	2.2	2.3	2.3	2.3	2.3	2.2							
Avg. Stride Length [m]	7.0	7.8	7.7	7.6	7.3	7.0							





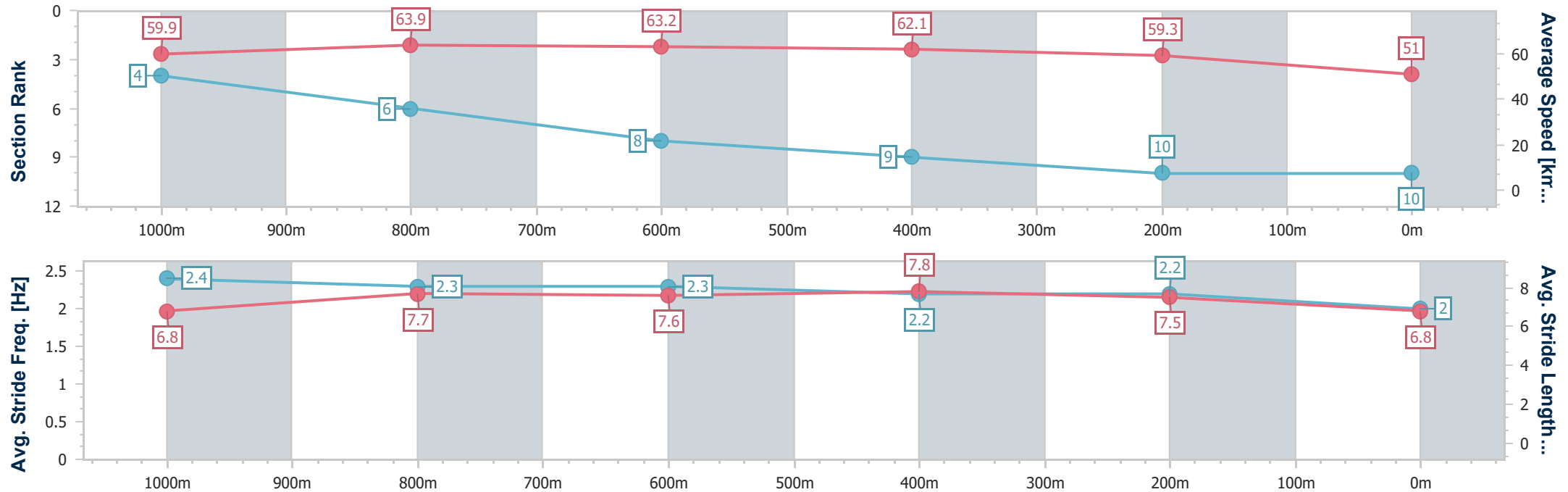
Horse/Jockey Name	Grumpyoldcol
Final Rank	10
Fastest Section Time (Section)	0:11.38 (1000m)
Top Speed [km/h] (Section)	65.5 (1000m)
Race State	Finished



Rockhampton QLD Professional
Race 3: CLARK RUBBER Maiden Plate - 1200m
04 May 2025 - 13:06
Track Rating: Soft 5, Weather: Windy, Rail Position: +0.5m Entire



Section	Overall	1000m	800m	600m	400m	200m								
Section Times	1:13.09 [10] (0:12.07)	1:01.02 [4] (0:11.38)	0:49.64 [6] (0:11.75)	0:37.89 [8] (0:11.65)	0:26.24 [9] (0:12.13)	0:14.11 [10] (0:14.11)								
Average Speed [km/h]	59.9	63.9	63.2	62.1	59.3	51.0								
Top Speed [km/h]	65.1	65.5	64.5	62.5	61.6	56.6								
Avg. Dist. to Rail [m]	7.5	2.3	3.8	4.9	5.9	7.4								
Avg. Stride Freq. [Hz]	2.4	2.3	2.3	2.2	2.2	2.0								
Avg. Stride Length [m]	6.8	7.7	7.6	7.8	7.5	6.8								





Horse/Jockey Name	Mishani Sunset
Final Rank	11
Fastest Section Time (Section)	0:11.13 (1000m)
Top Speed [km/h] (Section)	66.9 (1000m)
Race State	Finished



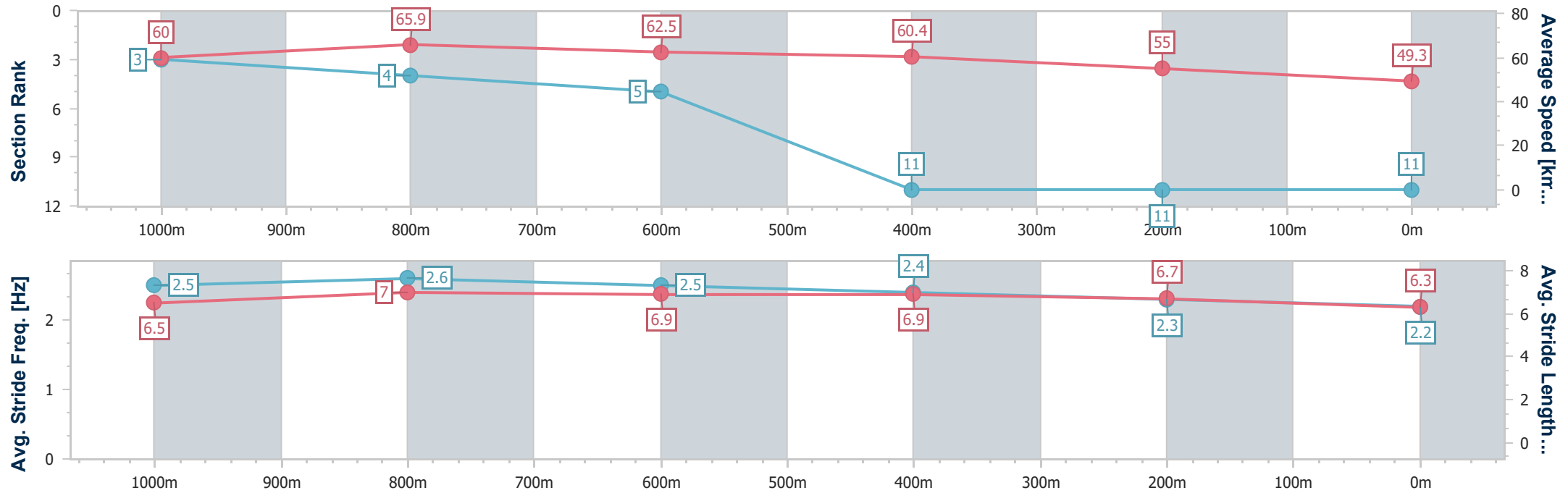
Rockhampton QLD Professional
Race 3: CLARK RUBBER Maiden Plate - 1200m

04 May 2025 - 13:06

Track Rating: Soft 5, Weather: Windy, Rail Position: +0.5m Entire



Section	Overall	1000m	800m	600m	400m	200m							
Section Times	1:14.63 [11] (0:12.05)	1:02.58 [3] (0:11.13)	0:51.45 [4] (0:11.81)	0:39.64 [5] (0:11.97)	0:27.67 [11] (0:13.07)	0:14.60 [11] (0:14.60)							
Average Speed [km/h]	60.0	65.9	62.5	60.4	55.0	49.3							
Top Speed [km/h]	66.5	66.9	64.9	61.9	58.8	51.8							
Avg. Dist. to Rail [m]	9.3	4.1	3.1	6.1	6.0	5.2							
Avg. Stride Freq. [Hz]	2.5	2.6	2.5	2.4	2.3	2.2							
Avg. Stride Length [m]	6.5	7.0	6.9	6.9	6.7	6.3							





Rockhampton QLD Professional
Race 4: PARADISE LAGOONS ROCKY AMATEURS CUP OPEN Handicap
- 1600m
04 May 2025 - 13:40



Track Rating: Soft 5, Weather: Windy, Rail Position: +0.5m Entire

Section					Overall	1400m	1200m	1000m	800m	600m	400m	Last 600m		
Field Times					1:35.35 (0:12.85)	1:22.50 (0:10.85)	1:11.65 (0:11.78)	0:59.87 (0:12.19)	0:47.68 (0:12.16)	0:35.52 (0:11.47)	0:24.05 (0:11.61)	0:35.52		
Rank	TAB	Horse/Jockey	Barrier	Top Speed [km/h]	Fastest Section									Distance Travelled [m]
1	6	EXECUTIVE STRESS	5	67.3	0:11.06	1:35.35 [1]	1:22.38 [3]	1:11.32 [3]	0:59.42 [3]	0:47.35 [3]	0:35.23 [3]	0:23.77 [3]	0:35.23	
		Nikita Beriman		Overall	1400m	(0:12.97)	(0:11.06)	(0:11.90)	(0:12.07)	(0:12.12)	(0:11.46)	(0:11.56)		
2	5	DECIDUOUS	8	68.2	0:10.85	1:35.47 [2]	1:22.62 [1]	1:11.77 [1]	0:59.99 [1]	0:47.80 [1]	0:35.64 [1]	0:24.17 [1]	0:35.64	+5
		Warwick Satherley		1400m	1400m	(0:12.85)	(0:10.85)	(0:11.78)	(0:12.19)	(0:12.16)	(0:11.47)	(0:11.61)		
3	2	TOJAKI	4	65.9	0:11.08	1:35.55 [3]	1:22.47 [5]	1:11.39 [5]	0:59.55 [4]	0:47.46 [4]	0:35.23 [4]	0:23.91 [4]	0:35.23	+6
		Jake Bayliss		Overall	1400m	(0:13.08)	(0:11.08)	(0:11.84)	(0:12.09)	(0:12.23)	(0:11.32)	(0:11.60)		
4	1	SKYFORGER	6	67.5	0:10.94	1:35.66 [4]	1:22.70 [2]	1:11.76 [2]	0:59.97 [2]	0:47.85 [2]	0:35.57 [2]	0:24.15 [2]	0:35.57	+9
		Les Tilley		1400m	1400m	(0:12.96)	(0:10.94)	(0:11.79)	(0:12.12)	(0:12.28)	(0:11.42)	(0:11.67)		
5	3	FINE SHOT	3	66.5	0:11.00	1:35.95 [5]	1:22.42 [7]	1:11.42 [7]	0:59.75 [7]	0:47.61 [6]	0:35.31 [6]	0:24.09 [6]	0:35.31	+11
		Ashley Butler		1400m	1400m	(0:13.53)	(0:11.00)	(0:11.67)	(0:12.14)	(0:12.30)	(0:11.22)	(0:11.60)		
6	8	PREPOTENT	7	66.8	0:10.96	1:36.45 [6]	1:22.99 [6]	1:12.03 [6]	1:00.32 [6]	0:48.05 [7]	0:35.73 [7]	0:24.51 [7]	0:35.73	+8
		Chris McIver		1400m	1400m	(0:13.46)	(0:10.96)	(0:11.71)	(0:12.27)	(0:12.32)	(0:11.22)	(0:11.38)		
7	4	MOCAMBO	2	66.5	0:11.09	1:37.18 [7]	1:24.13 [4]	1:13.04 [4]	1:01.15 [5]	0:49.05 [5]	0:36.85 [5]	0:25.38 [5]	0:36.85	+2
		Justin Stanley		Overall	1400m	(0:13.05)	(0:11.09)	(0:11.89)	(0:12.10)	(0:12.20)	(0:11.47)	(0:11.86)		

Scratched: Good Lieutenant (#7)



Rockhampton QLD Professional
Race 4: PARADISE LAGOONS ROCKY AMATEURS CUP OPEN Handicap
- 1600m
04 May 2025 - 13:40



Track Rating: Soft 5, Weather: Windy, Rail Position: +0.5m Entire

Section Field Times				200m 0:12.44 (0:12.44)				Last 600m 0:35.52	
Rank	TAB	Horse/Jockey	Barrier	Top Speed [km/h]	Fastest Section	Margin		Distance Travelled [m]	
1	6	EXECUTIVE STRESS	5	67.3	0:11.06	0:12.21 [2]	1:35.35	0:35.23	
		Nikita Beriman		Overall	1400m	(0:12.21)			
2	5	DECIDUOUS	8	68.2	0:10.85	0:12.56 [1]	0.74L	0:35.64	+5
		Warwick Satherley		1400m	1400m	(0:12.56)			
3	2	TOJAKI	4	65.9	0:11.08	0:12.31 [4]	1.2L	0:35.23	+6
		Jake Bayliss		Overall	1400m	(0:12.31)			
4	1	SKYFORGER	6	67.5	0:10.94	0:12.48 [3]	1.82L	0:35.57	+9
		Les Tilley		1400m	1400m	(0:12.48)			
5	3	FINE SHOT	3	66.5	0:11.00	0:12.49 [6]	3.56L	0:35.31	+11
		Ashley Butler		1400m	1400m	(0:12.49)			
6	8	PREPOTENT	7	66.8	0:10.96	0:13.13 [5]	6.51L	0:35.73	+8
		Chris McIver		1400m	1400m	(0:13.13)			
7	4	MOCAMBO	2	66.5	0:11.09	0:13.52 [7]	10.76L	0:36.85	+2
		Justin Stanley		Overall	1400m	(0:13.52)			

Scratched: Good Lieutenant (#7)



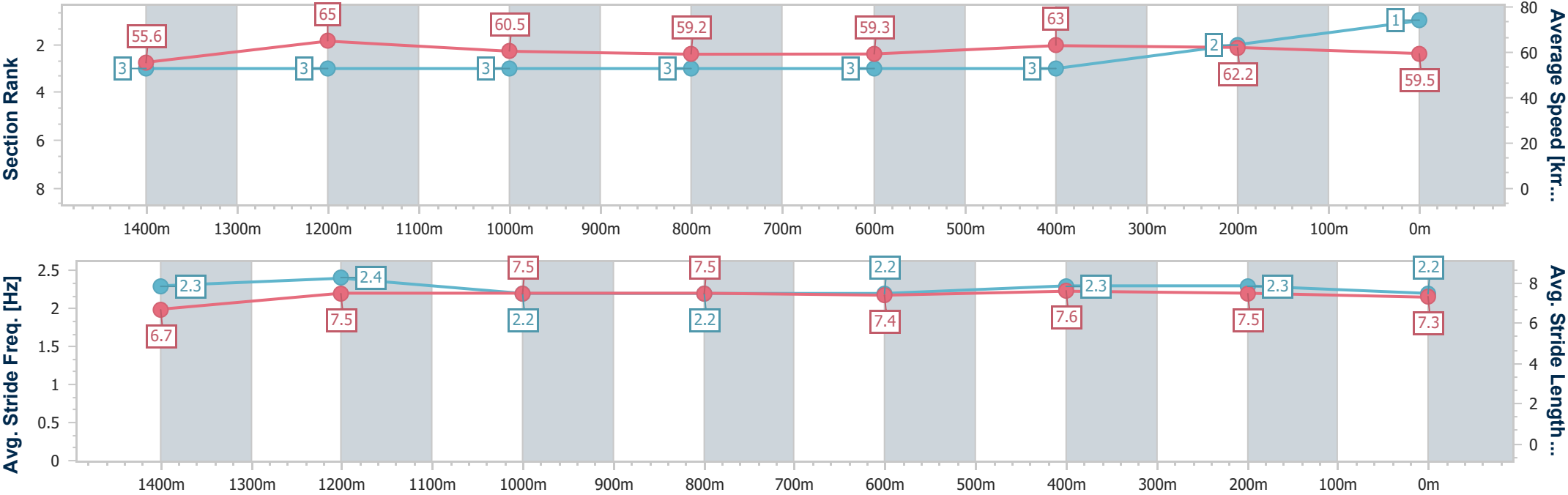
Horse/Jockey Name	Executive Stress
Final Rank	1
Fastest Section Time (Section)	0:11.06 (1400m)
Top Speed [km/h] (Section)	67.3 (Overall)
Race State	Finished



Rockhampton QLD Professional
Race 4: PARADISE LAGOONS ROCKY AMATEURS CUP OPEN
Handicap - 1600m
04 May 2025 - 13:40
Track Rating: Soft 5, Weather: Windy, Rail Position: +0.5m Entire



Section	Overall	1400m	1200m	1000m	800m	600m	400m	200m					
Section Times	1:35.35 [1] (0:12.97)	1:22.38 [3] (0:11.06)	1:11.32 [3] (0:11.90)	0:59.42 [3] (0:12.07)	0:47.35 [3] (0:12.12)	0:35.23 [3] (0:11.46)	0:23.77 [3] (0:11.56)	0:12.21 [2] (0:12.21)					
Average Speed [km/h]	55.6	65.0	60.5	59.2	59.3	63.0	62.2	59.5					
Top Speed [km/h]	67.3	67.0	62.5	60.3	62.0	63.6	63.1	62.1					
Avg. Dist. to Rail [m]	5.2	0.6	0.9	1.3	1.1	2.0	2.9	3.7					
Avg. Stride Freq. [Hz]	2.3	2.4	2.2	2.2	2.2	2.3	2.3	2.2					
Avg. Stride Length [m]	6.7	7.5	7.5	7.5	7.4	7.6	7.5	7.3					





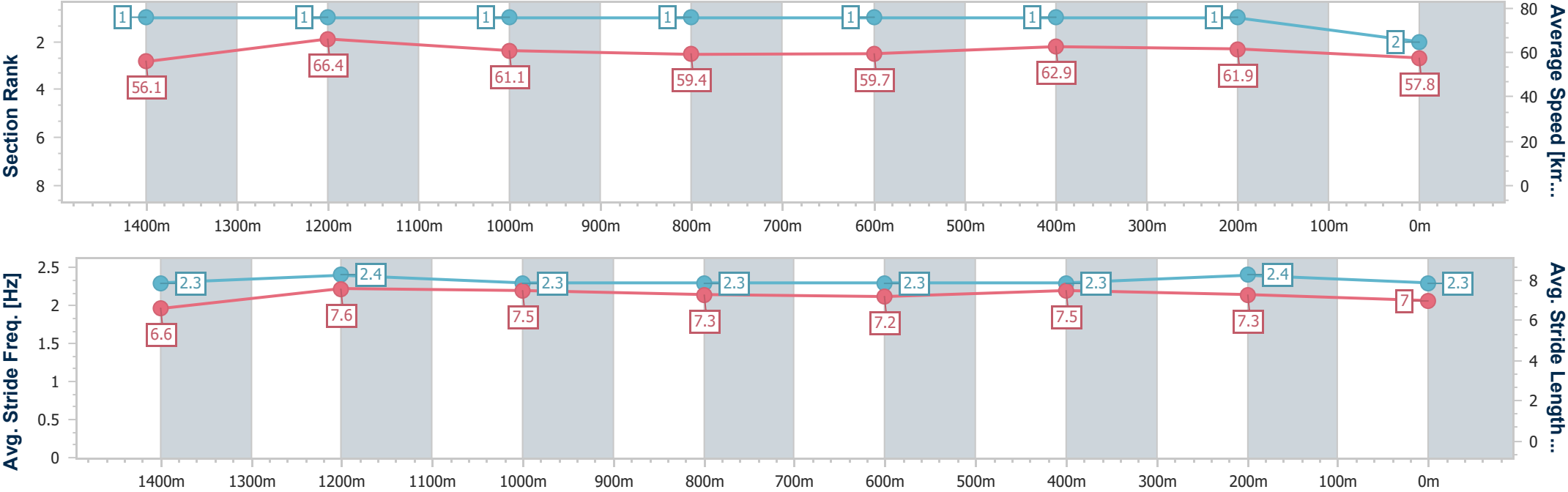
Horse/Jockey Name	Deciduous
Final Rank	2
Fastest Section Time (Section)	0:10.85 (1400m)
Top Speed [km/h] (Section)	68.2 (1400m)
Race State	Finished



Rockhampton QLD Professional
Race 4: PARADISE LAGOONS ROCKY AMATEURS CUP OPEN
Handicap - 1600m
04 May 2025 - 13:40
Track Rating: Soft 5, Weather: Windy, Rail Position: +0.5m Entire



Section	Overall	1400m	1200m	1000m	800m	600m	400m	200m					
Section Times	1:35.47 [2] (0:12.85)	1:22.62 [1] (0:10.85)	1:11.77 [1] (0:11.78)	0:59.99 [1] (0:12.19)	0:47.80 [1] (0:12.16)	0:35.64 [1] (0:11.47)	0:24.17 [1] (0:11.61)	0:12.56 [1] (0:12.56)					
Average Speed [km/h]	56.1	66.4	61.1	59.4	59.7	62.9	61.9	57.8					
Top Speed [km/h]	67.7	68.2	63.1	60.5	61.4	64.1	64.5	59.6					
Avg. Dist. to Rail [m]	8.3	2.0	0.6	0.7	1.2	1.2	0.8	0.8					
Avg. Stride Freq. [Hz]	2.3	2.4	2.3	2.3	2.3	2.3	2.4	2.3					
Avg. Stride Length [m]	6.6	7.6	7.5	7.3	7.2	7.5	7.3	7.0					





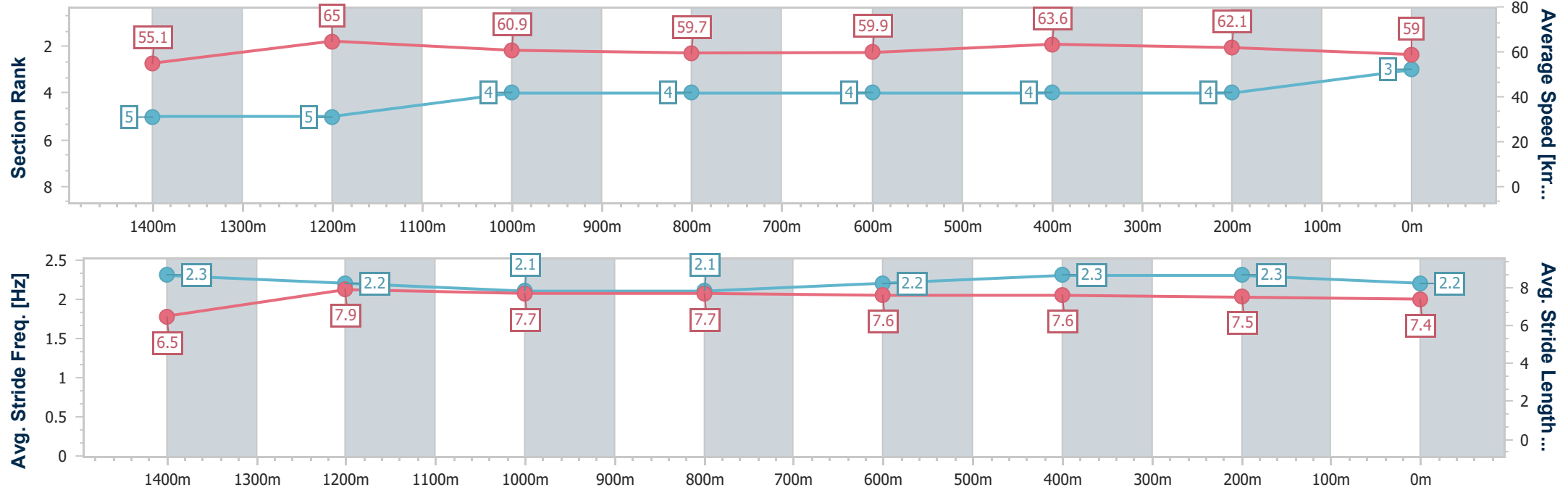
Horse/Jockey Name	Tojaki
Final Rank	3
Fastest Section Time (Section)	0:11.08 (1400m)
Top Speed [km/h] (Section)	65.9 (Overall)
Race State	Finished



Rockhampton QLD Professional
Race 4: PARADISE LAGOONS ROCKY AMATEURS CUP OPEN
Handicap - 1600m
04 May 2025 - 13:40
Track Rating: Soft 5, Weather: Windy, Rail Position: +0.5m Entire



Section	Overall	1400m	1200m	1000m	800m	600m	400m	200m					
Section Times	1:35.55 [3] (0:13.08)	1:22.47 [5] (0:11.08)	1:11.39 [5] (0:11.84)	0:59.55 [4] (0:12.09)	0:47.46 [4] (0:12.23)	0:35.23 [4] (0:11.32)	0:23.91 [4] (0:11.60)	0:12.31 [4] (0:12.31)					
Average Speed [km/h]	55.1	65.0	60.9	59.7	59.9	63.6	62.1	59.0					
Top Speed [km/h]	65.9	65.5	63.9	60.7	61.2	64.7	63.9	61.5					
Avg. Dist. to Rail [m]	4.4	1.0	0.6	0.4	2.1	3.5	4.0	5.3					
Avg. Stride Freq. [Hz]	2.3	2.2	2.1	2.1	2.2	2.3	2.3	2.2					
Avg. Stride Length [m]	6.5	7.9	7.7	7.7	7.6	7.6	7.5	7.4					





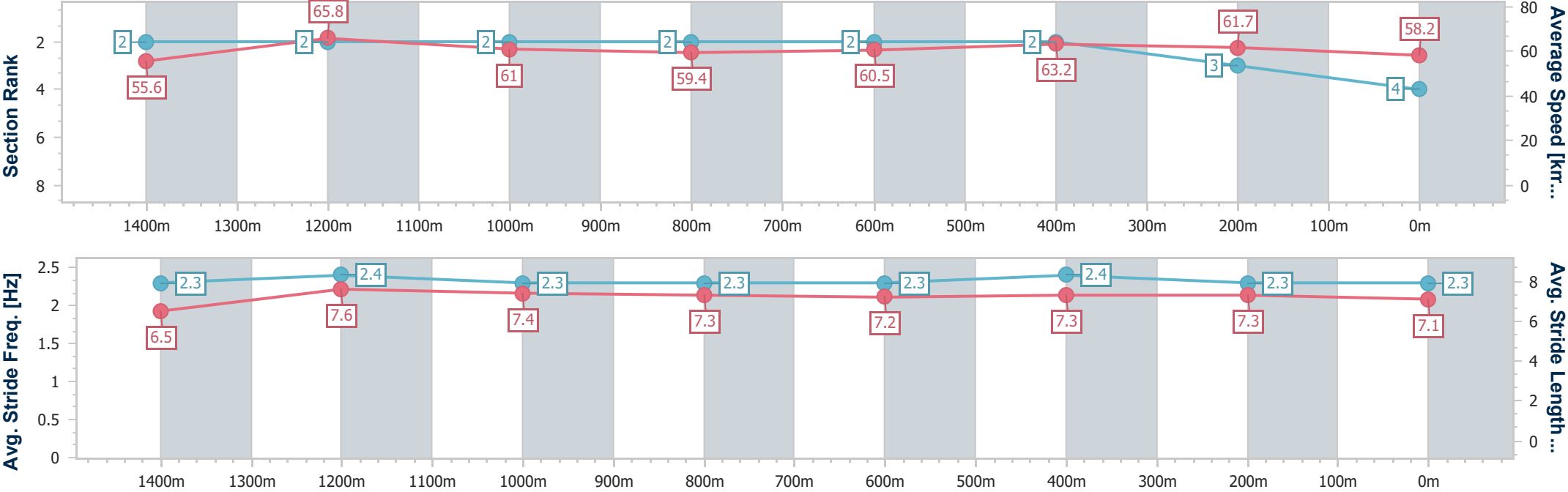
Horse/Jockey Name	Skyforger
Final Rank	4
Fastest Section Time (Section)	0:10.94 (1400m)
Top Speed [km/h] (Section)	67.5 (1400m)
Race State	Finished



Rockhampton QLD Professional
Race 4: PARADISE LAGOONS ROCKY AMATEURS CUP OPEN
Handicap - 1600m
04 May 2025 - 13:40
Track Rating: Soft 5, Weather: Windy, Rail Position: +0.5m Entire



Section	Overall	1400m	1200m	1000m	800m	600m	400m	200m					
Section Times	1:35.66 [4] (0:12.96)	1:22.70 [2] (0:10.94)	1:11.76 [2] (0:11.79)	0:59.97 [2] (0:12.12)	0:47.85 [2] (0:12.28)	0:35.57 [2] (0:11.42)	0:24.15 [2] (0:11.67)	0:12.48 [3] (0:12.48)					
Average Speed [km/h]	55.6	65.8	61.0	59.4	60.5	63.2	61.7	58.2					
Top Speed [km/h]	66.7	67.5	64.3	60.6	62.0	64.9	63.5	60.7					
Avg. Dist. to Rail [m]	6.0	0.8	1.0	0.8	3.9	5.4	3.7	3.9					
Avg. Stride Freq. [Hz]	2.3	2.4	2.3	2.3	2.3	2.4	2.3	2.3					
Avg. Stride Length [m]	6.5	7.6	7.4	7.3	7.2	7.3	7.3	7.1					





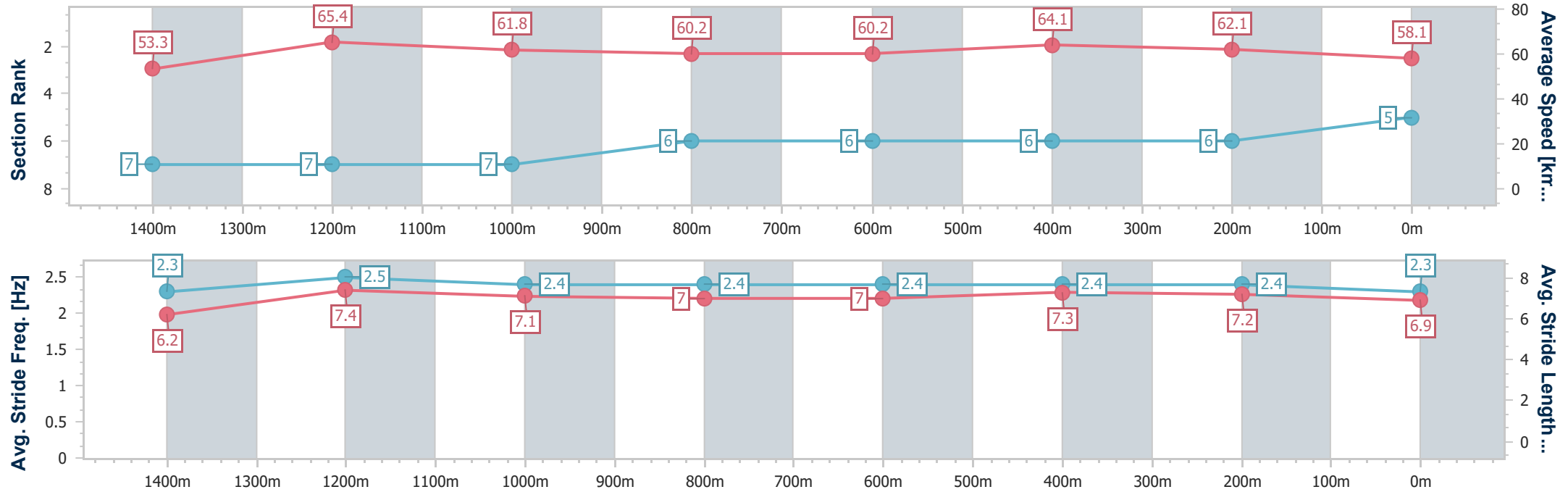
Horse/Jockey Name	Fine Shot
Final Rank	5
Fastest Section Time (Section)	0:11.00 (1400m)
Top Speed [km/h] (Section)	66.5 (1400m)
Race State	Finished



Rockhampton QLD Professional
Race 4: PARADISE LAGOONS ROCKY AMATEURS CUP OPEN
Handicap - 1600m
04 May 2025 - 13:40
Track Rating: Soft 5, Weather: Windy, Rail Position: +0.5m Entire



Section	Overall	1400m	1200m	1000m	800m	600m	400m	200m					
Section Times	1:35.95 [5] (0:13.53)	1:22.42 [7] (0:11.00)	1:11.42 [7] (0:11.67)	0:59.75 [7] (0:12.14)	0:47.61 [6] (0:12.30)	0:35.31 [6] (0:11.22)	0:24.09 [6] (0:11.60)	0:12.49 [6] (0:12.49)					
Average Speed [km/h]	53.3	65.4	61.8	60.2	60.2	64.1	62.1	58.1					
Top Speed [km/h]	64.8	66.5	63.8	61.8	62.9	64.7	64.0	60.9					
Avg. Dist. to Rail [m]	2.6	0.8	0.8	2.6	3.2	3.1	4.8	6.1					
Avg. Stride Freq. [Hz]	2.3	2.5	2.4	2.4	2.4	2.4	2.4	2.3					
Avg. Stride Length [m]	6.2	7.4	7.1	7.0	7.0	7.3	7.2	6.9					





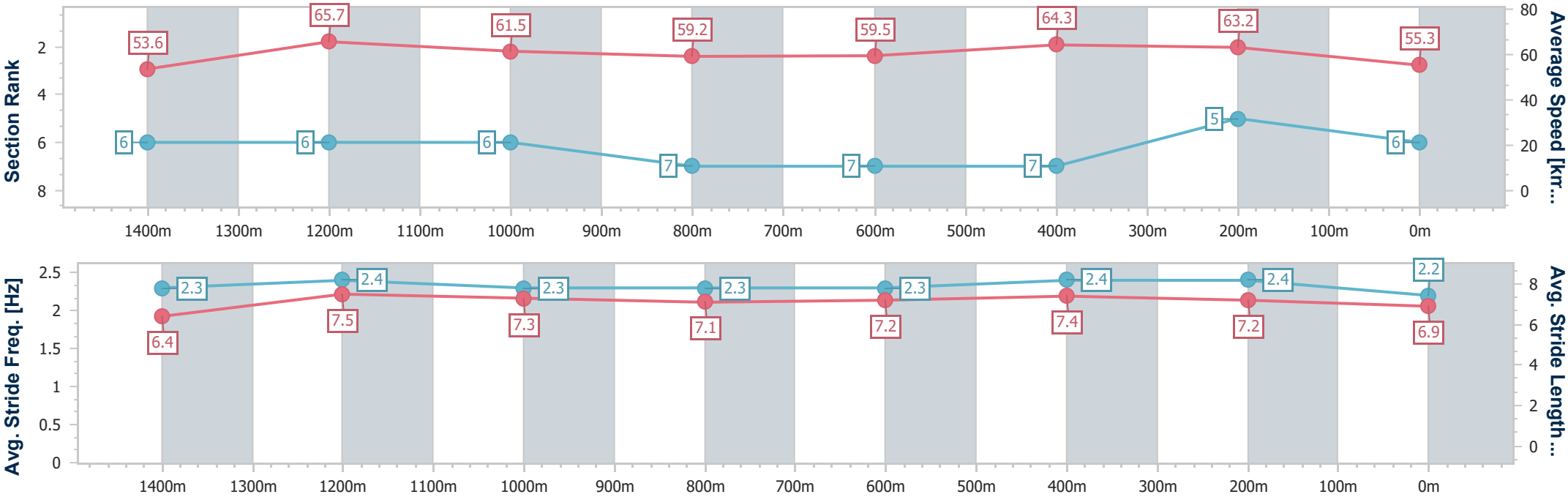
Horse/Jockey Name	Prepotent
Final Rank	6
Fastest Section Time (Section)	0:10.96 (1400m)
Top Speed [km/h] (Section)	66.8 (1400m)
Race State	Finished



Rockhampton QLD Professional
Race 4: PARADISE LAGOONS ROCKY AMATEURS CUP OPEN
Handicap - 1600m
04 May 2025 - 13:40
Track Rating: Soft 5, Weather: Windy, Rail Position: +0.5m Entire



Section	Overall	1400m	1200m	1000m	800m	600m	400m	200m					
Section Times	1:36.45 [6] (0:13.46)	1:22.99 [6] (0:10.96)	1:12.03 [6] (0:11.71)	1:00.32 [6] (0:12.27)	0:48.05 [7] (0:12.32)	0:35.73 [7] (0:11.22)	0:24.51 [7] (0:11.38)	0:13.13 [5] (0:13.13)					
Average Speed [km/h]	53.6	65.7	61.5	59.2	59.5	64.3	63.2	55.3					
Top Speed [km/h]	65.6	66.8	64.1	60.2	61.9	65.6	64.7	62.7					
Avg. Dist. to Rail [m]	6.1	1.2	0.9	1.5	2.3	3.4	4.7	6.8					
Avg. Stride Freq. [Hz]	2.3	2.4	2.3	2.3	2.3	2.4	2.4	2.2					
Avg. Stride Length [m]	6.4	7.5	7.3	7.1	7.2	7.4	7.2	6.9					





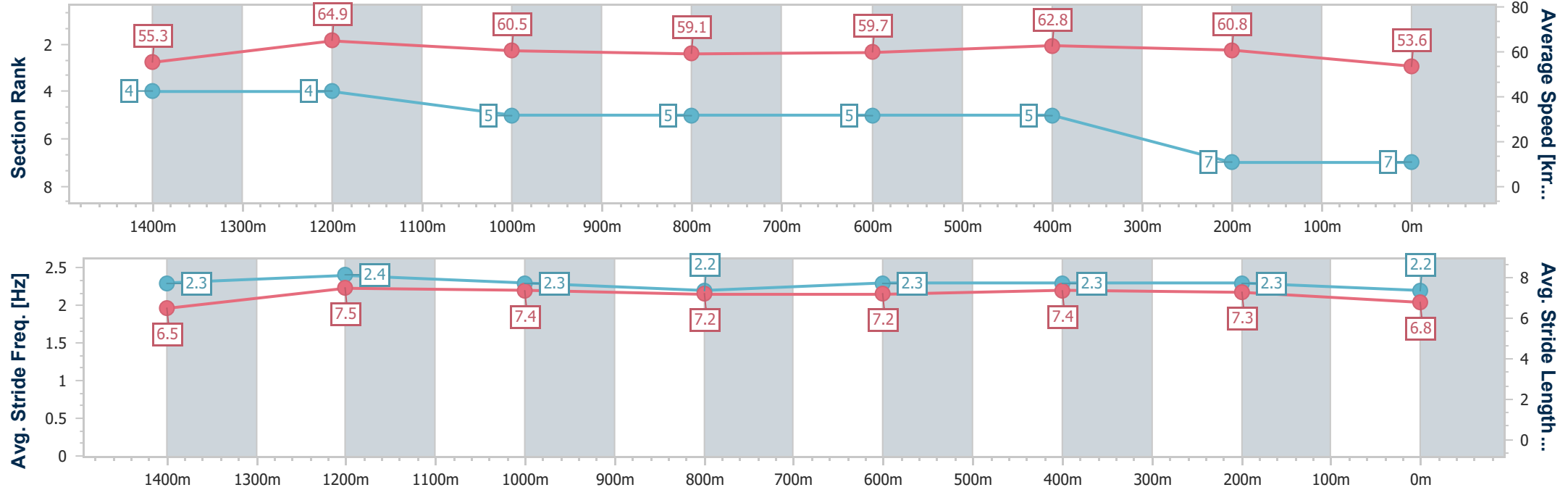
Horse/Jockey Name	Mocambo
Final Rank	7
Fastest Section Time (Section)	0:11.09 (1400m)
Top Speed [km/h] (Section)	66.5 (Overall)
Race State	Finished



Rockhampton QLD Professional
Race 4: PARADISE LAGOONS ROCKY AMATEURS CUP OPEN
Handicap - 1600m
04 May 2025 - 13:40
Track Rating: Soft 5, Weather: Windy, Rail Position: +0.5m Entire



Section	Overall	1400m	1200m	1000m	800m	600m	400m	200m					
Section Times	1:37.18 [7] (0:13.05)	1:24.13 [4] (0:11.09)	1:13.04 [4] (0:11.89)	1:01.15 [5] (0:12.10)	0:49.05 [5] (0:12.20)	0:36.85 [5] (0:11.47)	0:25.38 [5] (0:11.86)	0:13.52 [7] (0:13.52)					
Average Speed [km/h]	55.3	64.9	60.5	59.1	59.7	62.8	60.8	53.6					
Top Speed [km/h]	66.5	66.4	62.7	59.9	61.2	63.6	63.1	58.6					
Avg. Dist. to Rail [m]	2.7	1.3	1.4	1.0	1.2	2.1	3.6	5.8					
Avg. Stride Freq. [Hz]	2.3	2.4	2.3	2.2	2.3	2.3	2.3	2.2					
Avg. Stride Length [m]	6.5	7.5	7.4	7.2	7.2	7.4	7.3	6.8					





Rockhampton QLD Professional
Race 5: FRASERS LIVESTOCK TRANSPORT BENCHMARK 70 Handicap
- 1100m
04 May 2025 - 14:15



Track Rating: Soft 5, Weather: Windy, Rail Position: +0.5m Entire

Section						Overall	1000m	800m	600m	400m	200m	Last 600m		
Field Times						1:01.87 (0:06.13)	0:55.74 (0:10.89)	0:44.85 (0:11.31)	0:33.54 (0:10.80)	0:22.74 (0:10.93)	0:11.81 (0:11.81)	0:33.54		
Rank	TAB	Horse/Jockey	Barrier	Top Speed [km/h]	Fastest Section								Margin	Distance Travelled [m]
1	3	MEAN APPROACH	2	69.7	0:06.28	1:01.87 [1]	0:55.59 [4]	0:44.34 [4]	0:33.08 [4]	0:22.55 [3]	0:11.81 [1]	1:01.87	0:33.08	
		Les Tilley		400m	Overall	(0:06.28)	(0:11.25)	(0:11.26)	(0:10.53)	(0:10.74)	(0:11.81)			
2	5	LIMERO	7	69.2	0:06.27	1:02.09 [2]	0:55.82 [3]	0:44.71 [3]	0:33.40 [3]	0:22.68 [4]	0:11.74 [4]	1.25L	0:33.40	+1
		Kyle Wilson-Taylor		400m	Overall	(0:06.27)	(0:11.11)	(0:11.31)	(0:10.72)	(0:10.94)	(0:11.74)			
3	6	ADALIE	6	68.5	0:06.30	1:02.51 [3]	0:56.21 [5]	0:44.67 [5]	0:33.48 [5]	0:22.75 [5]	0:11.97 [5]	3.78L	0:33.48	+1
		Paul Hamblin		400m	Overall	(0:06.30)	(0:11.54)	(0:11.19)	(0:10.73)	(0:10.78)	(0:11.97)			
4	9	PRINCE OF SOOVIEW	8	68.5	0:06.13	1:02.55 [4]	0:56.42 [1]	0:45.53 [1]	0:34.14 [2]	0:23.32 [2]	0:12.31 [2]	3.99L	0:34.14	+2
		Nikita Beriman		600m	Overall	(0:06.13)	(0:10.89)	(0:11.39)	(0:10.82)	(0:11.01)	(0:12.31)			
5	1	CAPO STRADA	1	67.2	0:06.24	1:02.59 [5]	0:56.35 [2]	0:45.44 [2]	0:34.26 [1]	0:23.46 [1]	0:12.30 [3]	4.21L	0:34.26	-1
		McKenzie Apel		600m	Overall	(0:06.24)	(0:10.91)	(0:11.18)	(0:10.80)	(0:11.16)	(0:12.30)			
6	8	HEAT	4	67.4	0:06.59	1:02.92 [6]	0:56.33 [6]	0:44.88 [6]	0:33.59 [6]	0:22.73 [6]	0:11.80 [6]	6.13L	0:33.59	-4
		Georgina Cartwright		600m	Overall	(0:06.59)	(0:11.45)	(0:11.29)	(0:10.86)	(0:10.93)	(0:11.80)			
7	4	DOLLAR DOLLAR	9	66.5	0:06.67	1:03.25 [7]	0:56.58 [7]	0:45.06 [7]	0:33.79 [7]	0:22.85 [7]	0:11.83 [7]	8.11L	0:33.79	-1
		Chris McIver		600m	Overall	(0:06.67)	(0:11.52)	(0:11.27)	(0:10.94)	(0:11.02)	(0:11.83)			

Scratched: Early Fusion (#2), Bigcat (#7)



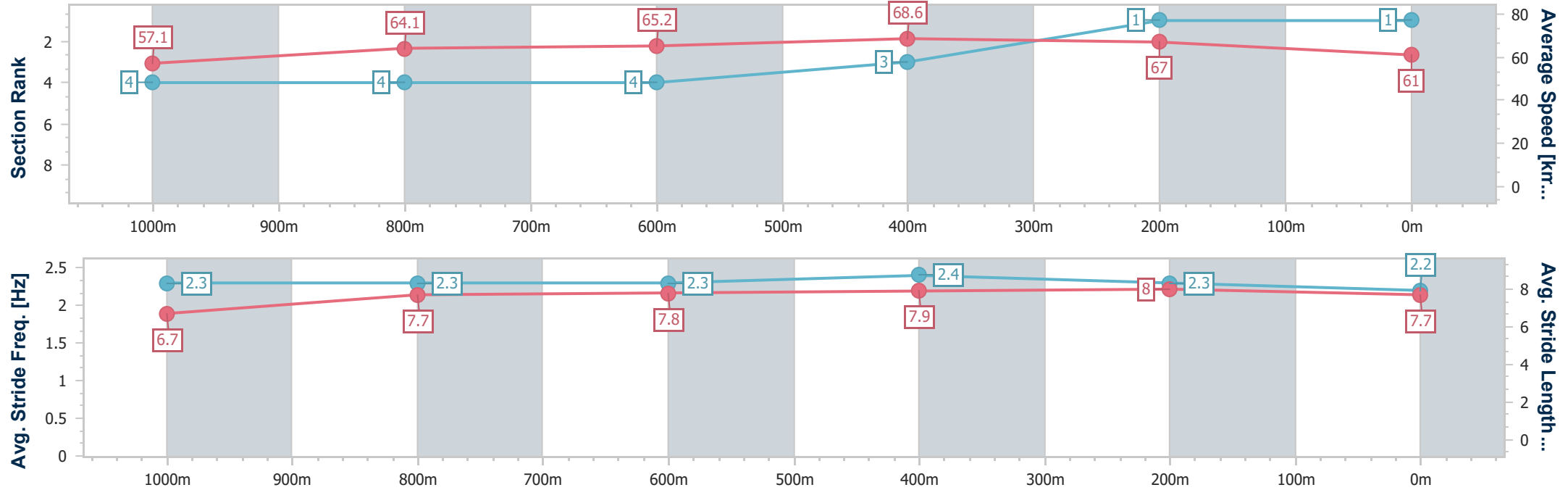
Horse/Jockey Name	Mean Approach
Final Rank	1
Fastest Section Time (Section)	0:06.28 (Overall)
Top Speed [km/h] (Section)	69.7 (400m)
Race State	Finished



Rockhampton QLD Professional
Race 5: FRASERS LIVESTOCK TRANSPORT BENCHMARK 70
Handicap - 1100m
04 May 2025 - 14:15
Track Rating: Soft 5, Weather: Windy, Rail Position: +0.5m Entire



Section	Overall	1000m	800m	600m	400m	200m							
Section Times	1:01.87 [1] (0:06.28)	0:55.59 [4] (0:11.25)	0:44.34 [4] (0:11.26)	0:33.08 [4] (0:10.53)	0:22.55 [3] (0:10.74)	0:11.81 [1] (0:11.81)							
Average Speed [km/h]	57.1	64.1	65.2	68.6	67.0	61.0							
Top Speed [km/h]	61.4	65.2	66.3	69.6	69.7	64.9							
Avg. Dist. to Rail [m]	5.6	0.9	2.3	4.6	5.7	4.3							
Avg. Stride Freq. [Hz]	2.3	2.3	2.3	2.4	2.3	2.2							
Avg. Stride Length [m]	6.7	7.7	7.8	7.9	8.0	7.7							





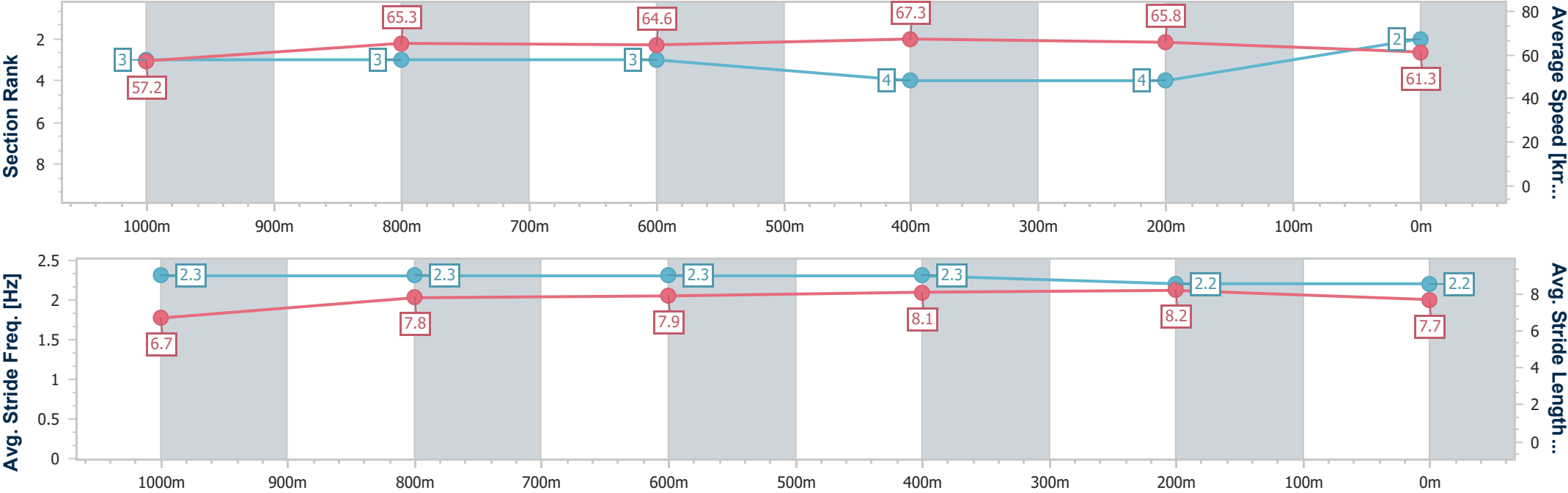
Horse/Jockey Name	Limero
Final Rank	2
Fastest Section Time (Section)	0:06.27 (Overall)
Top Speed [km/h] (Section)	69.2 (400m)
Race State	Finished



Rockhampton QLD Professional
Race 5: FRASERS LIVESTOCK TRANSPORT BENCHMARK 70
Handicap - 1100m
04 May 2025 - 14:15
Track Rating: Soft 5, Weather: Windy, Rail Position: +0.5m Entire



Section	Overall	1000m	800m	600m	400m	200m							
Section Times	1:02.09 [2] (0:06.27)	0:55.82 [3] (0:11.11)	0:44.71 [3] (0:11.31)	0:33.40 [3] (0:10.72)	0:22.68 [4] (0:10.94)	0:11.74 [4] (0:11.74)							
Average Speed [km/h]	57.2	65.3	64.6	67.3	65.8	61.3							
Top Speed [km/h]	62.8	66.1	65.6	69.1	69.2	64.6							
Avg. Dist. to Rail [m]	9.2	2.2	1.9	3.0	3.6	5.4							
Avg. Stride Freq. [Hz]	2.3	2.3	2.3	2.3	2.2	2.2							
Avg. Stride Length [m]	6.7	7.8	7.9	8.1	8.2	7.7							





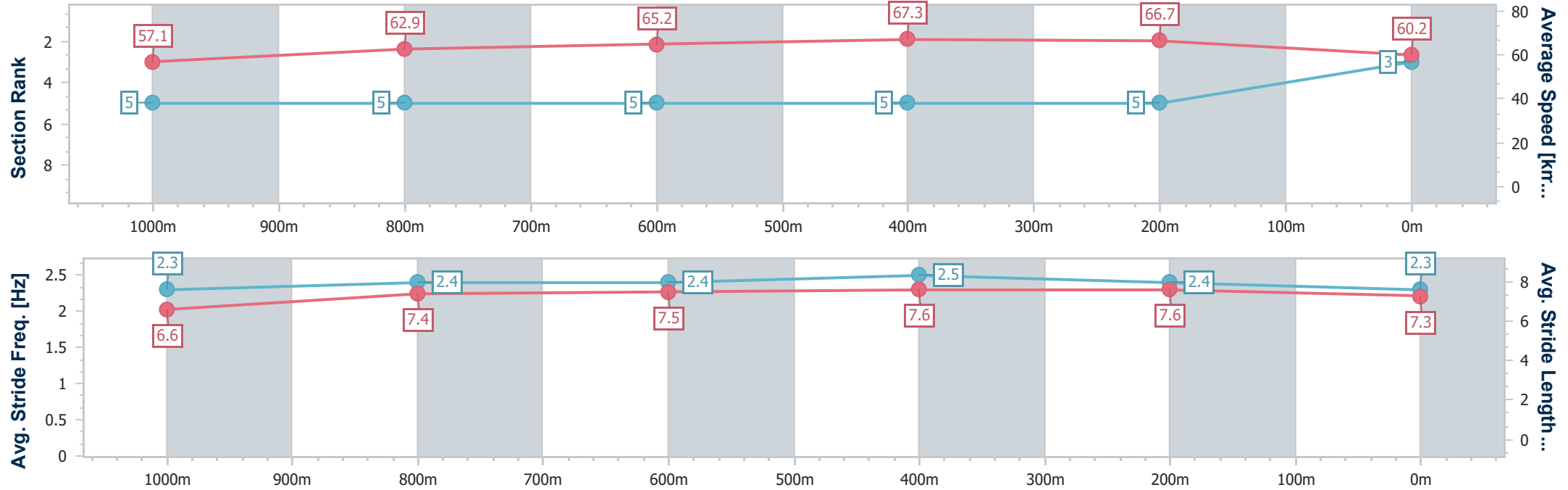
Horse/Jockey Name	Adalie
Final Rank	3
Fastest Section Time (Section)	0:06.30 (Overall)
Top Speed [km/h] (Section)	68.5 (400m)
Race State	Finished



Rockhampton QLD Professional
Race 5: FRASERS LIVESTOCK TRANSPORT BENCHMARK 70
Handicap - 1100m
04 May 2025 - 14:15
Track Rating: Soft 5, Weather: Windy, Rail Position: +0.5m Entire



Section	Overall	1000m	800m	600m	400m	200m								
Section Times	1:02.51 [3] (0:06.30)	0:56.21 [5] (0:11.54)	0:44.67 [5] (0:11.19)	0:33.48 [5] (0:10.73)	0:22.75 [5] (0:10.78)	0:11.97 [5] (0:11.97)								
Average Speed [km/h]	57.1	62.9	65.2	67.3	66.7	60.2								
Top Speed [km/h]	60.4	65.5	66.6	68.3	68.5	65.7								
Avg. Dist. to Rail [m]	8.0	1.9	1.7	2.7	3.6	4.0								
Avg. Stride Freq. [Hz]	2.3	2.4	2.4	2.5	2.4	2.3								
Avg. Stride Length [m]	6.6	7.4	7.5	7.6	7.6	7.3								





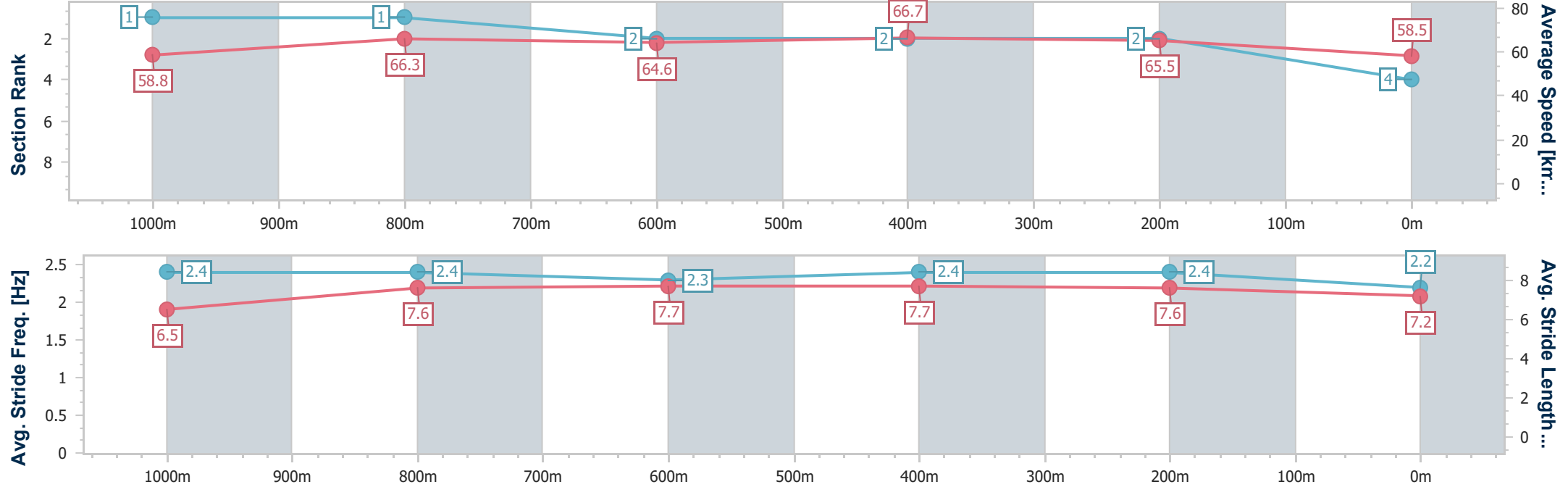
Horse/Jockey Name	Prince Of Sooview
Final Rank	4
Fastest Section Time (Section)	0:06.13 (Overall)
Top Speed [km/h] (Section)	68.5 (600m)
Race State	Finished



Rockhampton QLD Professional
Race 5: FRASERS LIVESTOCK TRANSPORT BENCHMARK 70
Handicap - 1100m
04 May 2025 - 14:15
Track Rating: Soft 5, Weather: Windy, Rail Position: +0.5m Entire



Section	Overall	1000m	800m	600m	400m	200m								
Section Times	1:02.55 [4] (0:06.13)	0:56.42 [1] (0:10.89)	0:45.53 [1] (0:11.39)	0:34.14 [2] (0:10.82)	0:23.32 [2] (0:11.01)	0:12.31 [2] (0:12.31)								
Average Speed [km/h]	58.8	66.3	64.6	66.7	65.5	58.5								
Top Speed [km/h]	63.4	68.0	66.4	68.5	67.1	62.6								
Avg. Dist. to Rail [m]	10.3	2.1	2.5	4.1	5.1	4.8								
Avg. Stride Freq. [Hz]	2.4	2.4	2.3	2.4	2.4	2.2								
Avg. Stride Length [m]	6.5	7.6	7.7	7.7	7.6	7.2								





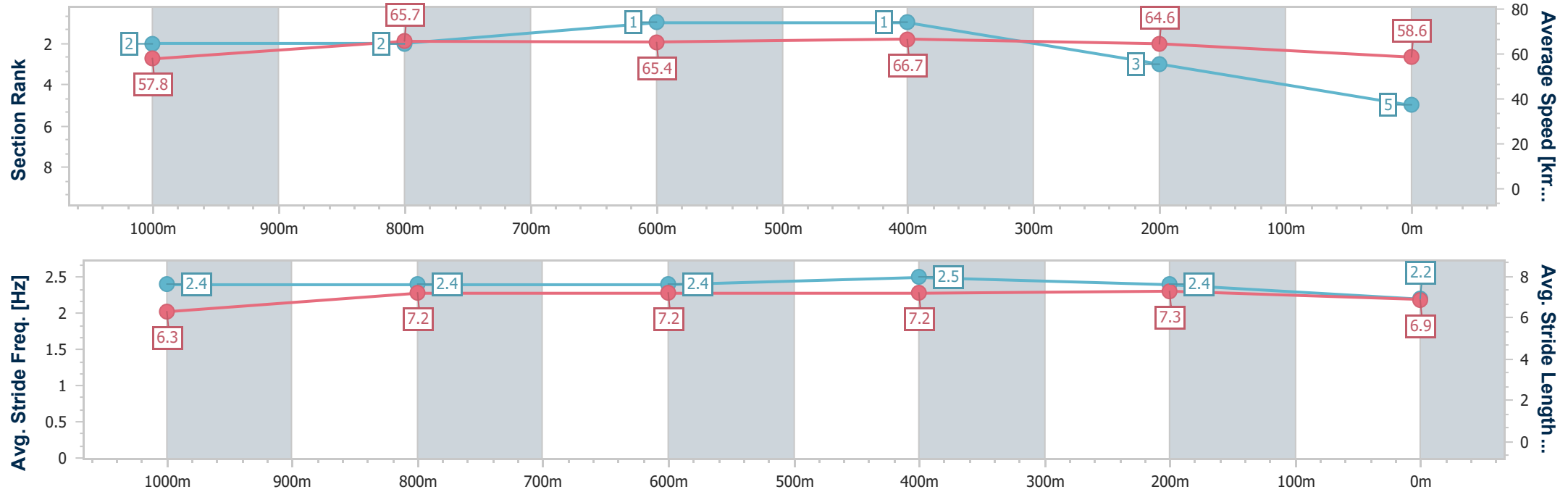
Horse/Jockey Name	Capo Strada
Final Rank	5
Fastest Section Time (Section)	0:06.24 (Overall)
Top Speed [km/h] (Section)	67.2 (600m)
Race State	Finished



Rockhampton QLD Professional
Race 5: FRASERS LIVESTOCK TRANSPORT BENCHMARK 70
Handicap - 1100m
04 May 2025 - 14:15
Track Rating: Soft 5, Weather: Windy, Rail Position: +0.5m Entire



Section	Overall	1000m	800m	600m	400m	200m							
Section Times	1:02.59 [5] (0:06.24)	0:56.35 [2] (0:10.91)	0:45.44 [2] (0:11.18)	0:34.26 [1] (0:10.80)	0:23.46 [1] (0:11.16)	0:12.30 [3] (0:12.30)							
Average Speed [km/h]	57.8	65.7	65.4	66.7	64.6	58.6							
Top Speed [km/h]	62.6	66.7	66.6	67.2	66.2	61.8							
Avg. Dist. to Rail [m]	4.0	0.9	1.9	4.9	6.3	5.7							
Avg. Stride Freq. [Hz]	2.4	2.4	2.4	2.5	2.4	2.2							
Avg. Stride Length [m]	6.3	7.2	7.2	7.2	7.3	6.9							





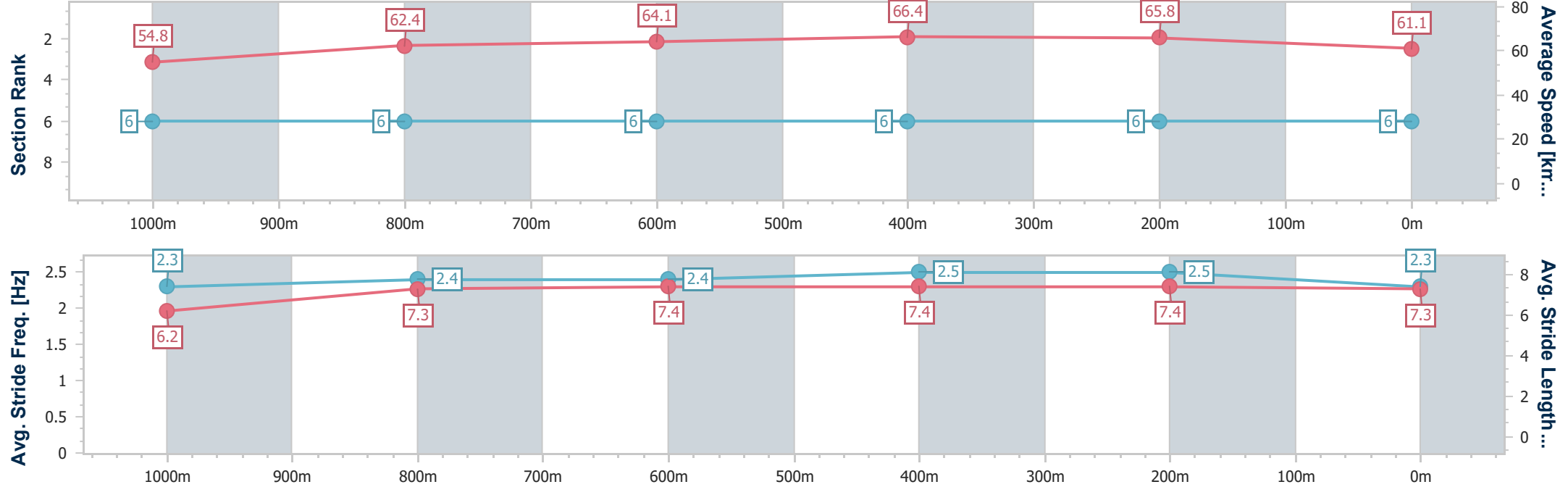
Horse/Jockey Name	Heat
Final Rank	6
Fastest Section Time (Section)	0:06.59 (Overall)
Top Speed [km/h] (Section)	67.4 (600m)
Race State	Finished



Rockhampton QLD Professional
Race 5: FRASERS LIVESTOCK TRANSPORT BENCHMARK 70
Handicap - 1100m
04 May 2025 - 14:15
Track Rating: Soft 5, Weather: Windy, Rail Position: +0.5m Entire



Section	Overall	1000m	800m	600m	400m	200m							
Section Times	1:02.92 [6] (0:06.59)	0:56.33 [6] (0:11.45)	0:44.88 [6] (0:11.29)	0:33.59 [6] (0:10.86)	0:22.73 [6] (0:10.93)	0:11.80 [6] (0:11.80)							
Average Speed [km/h]	54.8	62.4	64.1	66.4	65.8	61.1							
Top Speed [km/h]	60.3	64.2	65.4	67.4	66.7	64.5							
Avg. Dist. to Rail [m]	6.4	1.3	1.2	2.7	2.6	3.8							
Avg. Stride Freq. [Hz]	2.3	2.4	2.4	2.5	2.5	2.3							
Avg. Stride Length [m]	6.2	7.3	7.4	7.4	7.4	7.3							





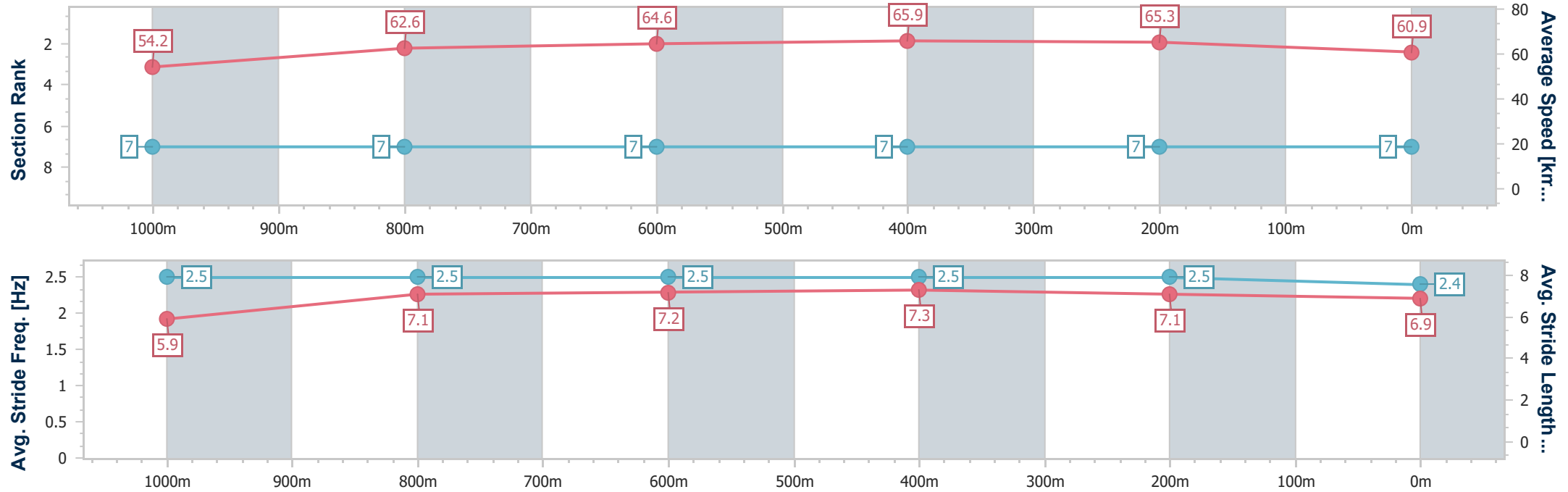
Horse/Jockey Name	Dollar Dollar
Final Rank	7
Fastest Section Time (Section)	0:06.67 (Overall)
Top Speed [km/h] (Section)	66.5 (600m)
Race State	Finished



Rockhampton QLD Professional
Race 5: FRASERS LIVESTOCK TRANSPORT BENCHMARK 70
Handicap - 1100m
04 May 2025 - 14:15
Track Rating: Soft 5, Weather: Windy, Rail Position: +0.5m Entire



Section	Overall	1000m	800m	600m	400m	200m							
Section Times	1:03.25 [7] (0:06.67)	0:56.58 [7] (0:11.52)	0:45.06 [7] (0:11.27)	0:33.79 [7] (0:10.94)	0:22.85 [7] (0:11.02)	0:11.83 [7] (0:11.83)							
Average Speed [km/h]	54.2	62.6	64.6	65.9	65.3	60.9							
Top Speed [km/h]	60.4	64.7	65.5	66.5	65.8	64.4							
Avg. Dist. to Rail [m]	11.0	1.2	1.3	3.3	3.6	4.3							
Avg. Stride Freq. [Hz]	2.5	2.5	2.5	2.5	2.5	2.4							
Avg. Stride Length [m]	5.9	7.1	7.2	7.3	7.1	6.9							





Rockhampton QLD Professional
Race 6: MILNE BROS RATINGS BAND 0 - 60 Handicap - 1100m
04 May 2025 - 14:52



Track Rating: Soft 5, Weather: Windy, Rail Position: +0.5m Entire

Section						Overall	1000m	800m	600m	400m	200m	Last 600m		
Field Times						1:03.35 (0:06.46)	0:56.89 (0:11.27)	0:45.62 (0:11.66)	0:33.96 (0:11.06)	0:22.90 (0:11.03)	0:11.87 (0:11.87)	0:33.96		
Rank	TAB	Horse/Jockey	Barrier	Top Speed [km/h]	Fastest Section							Margin	Distance Travelled [m]	
1	7	KERNEL BOOM	5	68.1	0:06.68	1:03.35 [1]	0:56.67 [5]	0:45.37 [6]	0:33.60 [7]	0:22.76 [3]	0:11.87 [1]	1:03.35	0:33.60	
		Chad Schofield		400m	Overall	(0:06.68)	(0:11.30)	(0:11.77)	(0:10.84)	(0:10.89)	(0:11.87)			
2	8	SPELLHOUND	11	68.6	0:06.70	1:03.42 [2]	0:56.72 [6]	0:45.09 [9]	0:33.35 [9]	0:22.51 [9]	0:11.71 [4]	0.39L	0:33.35	-1
		Kyle Wilson-Taylor		400m	Overall	(0:06.70)	(0:11.63)	(0:11.74)	(0:10.84)	(0:10.80)	(0:11.71)			
3	1	THE LAST SAGA	13	67.2	0:07.23	1:03.53 [3]	0:56.30 [11]	0:44.88 [11]	0:33.41 [10]	0:22.39 [10]	0:11.39 [9]	1.06L	0:33.41	-6
		Warwick Satherley		600m	Overall	(0:07.23)	(0:11.42)	(0:11.47)	(0:11.02)	(0:11.00)	(0:11.39)			
4	4	GILBERT'S GOLD	1	67.7	0:06.98	1:03.67 [4]	0:56.69 [9]	0:45.72 [5]	0:34.05 [3]	0:22.93 [6]	0:11.91 [5]	1.87L	0:34.05	-5
		McKenzie Apel		1000m	Overall	(0:06.98)	(0:10.97)	(0:11.67)	(0:11.12)	(0:11.02)	(0:11.91)			
5	2	LAMENTUM	2	66.2	0:07.03	1:03.80 [5]	0:56.77 [10]	0:45.69 [7]	0:34.18 [3]	0:23.08 [5]	0:12.03 [6]	2.64L	0:34.18	-10
		Jake Bayliss		600m	Overall	(0:07.03)	(0:11.08)	(0:11.51)	(0:11.10)	(0:11.05)	(0:12.03)			
6	3	GENERAL HIPPO	3	66.9	0:06.91	1:03.94 [6]	0:57.03 [7]	0:45.75 [8]	0:34.10 [8]	0:23.13 [8]	0:11.91 [8]	3.45L	0:34.10	-6
		Sean Cormack		600m	Overall	(0:06.91)	(0:11.28)	(0:11.65)	(0:10.97)	(0:11.22)	(0:11.91)			
7	13	BOITUMELO	8	66.9	0:06.59	1:03.98 [7]	0:57.39 [3]	0:46.08 [3]	0:34.50 [2]	0:23.53 [1]	0:12.38 [2]	3.67L	0:34.50	+1
		Georgina Cartwright		800m	Overall	(0:06.59)	(0:11.31)	(0:11.58)	(0:10.97)	(0:11.15)	(0:12.38)			
8	12	DEEP SECRET	6	67.6	0:06.53	1:04.06 [8]	0:57.53 [2]	0:46.21 [2]	0:34.37 [6]	0:23.36 [4]	0:12.39 [3]	4.19L	0:34.37	-3
		Tiffani Brooker		400m	Overall	(0:06.53)	(0:11.32)	(0:11.84)	(0:11.01)	(0:10.97)	(0:12.39)			
9	5	LITTLE MISS BELLE	7	66.3	0:06.46	1:04.29 [9]	0:57.83 [1]	0:46.56 [1]	0:34.90 [1]	0:23.75 [2]	0:12.41 [7]	5.53L	0:34.90	-5
		Brooke Johnson		1000m	Overall	(0:06.46)	(0:11.27)	(0:11.66)	(0:11.15)	(0:11.34)	(0:12.41)			
10	9	ALL BUSINESS	10	64.9	0:06.66	1:04.90 [10]	0:58.24 [4]	0:46.95 [4]	0:35.27 [5]	0:24.11 [7]	0:12.69 [10]	9.11L	0:35.27	+0
		Chris McIver		400m	Overall	(0:06.66)	(0:11.29)	(0:11.68)	(0:11.16)	(0:11.42)	(0:12.69)			

Scratched: Cryptic Prism (#10), Kamariya (#11)



Rockhampton QLD Professional
Race 6: MILNE BROS RATINGS BAND 0 - 60 Handicap - 1100m
04 May 2025 - 14:52



Track Rating: Soft 5, Weather: Windy, Rail Position: +0.5m Entire

Section					Overall	1000m	800m	600m	400m	200m	Last 600m			
Field Times					1:03.35 (0:06.46)	0:56.89 (0:11.27)	0:45.62 (0:11.66)	0:33.96 (0:11.06)	0:22.90 (0:11.03)	0:11.87 (0:11.87)	0:33.96			
Rank	TAB	Horse/Jockey	Barrier	Top Speed [km/h]	Fastest Section						Margin	Distance Travelled [m]		
11	6	STREET GOD	9	64.6	0:06.97	1:06.10 [11]	0:59.13 [8]	0:47.60 [10]	0:35.98 [10]	0:24.69 [11]	0:13.30 [11]	16.18L	0:35.98	-5
		Ashley Butler		600m	Overall	(0:06.97)	(0:11.53)	(0:11.62)	(0:11.29)	(0:11.39)	(0:13.30)			

Scratched: Cryptic Prism (#10), Kamariya (#11)



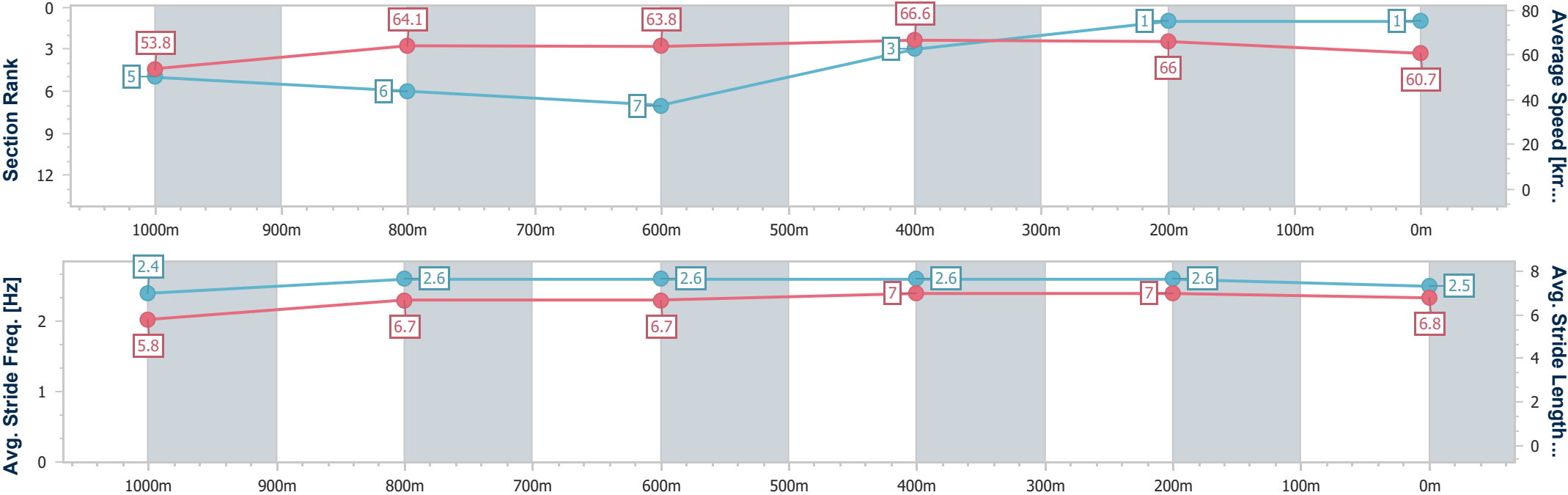
Horse/Jockey Name	Kernel Boom
Final Rank	1
Fastest Section Time (Section)	0:06.68 (Overall)
Top Speed [km/h] (Section)	68.1 (400m)
Race State	Finished



Rockhampton QLD Professional
Race 6: MILNE BROS RATINGS BAND 0 - 60 Handicap - 1100m
04 May 2025 - 14:52
Track Rating: Soft 5, Weather: Windy, Rail Position: +0.5m Entire



Section	Overall	1000m	800m	600m	400m	200m							
Section Times	1:03.35 [1] (0:06.68)	0:56.67 [5] (0:11.30)	0:45.37 [6] (0:11.77)	0:33.60 [7] (0:10.84)	0:22.76 [3] (0:10.89)	0:11.87 [1] (0:11.87)							
Average Speed [km/h]	53.8	64.1	63.8	66.6	66.0	60.7							
Top Speed [km/h]	62.3	65.7	65.1	67.6	68.1	63.9							
Avg. Dist. to Rail [m]	6.3	1.4	5.0	6.4	7.1	4.7							
Avg. Stride Freq. [Hz]	2.4	2.6	2.6	2.6	2.6	2.5							
Avg. Stride Length [m]	5.8	6.7	6.7	7.0	7.0	6.8							





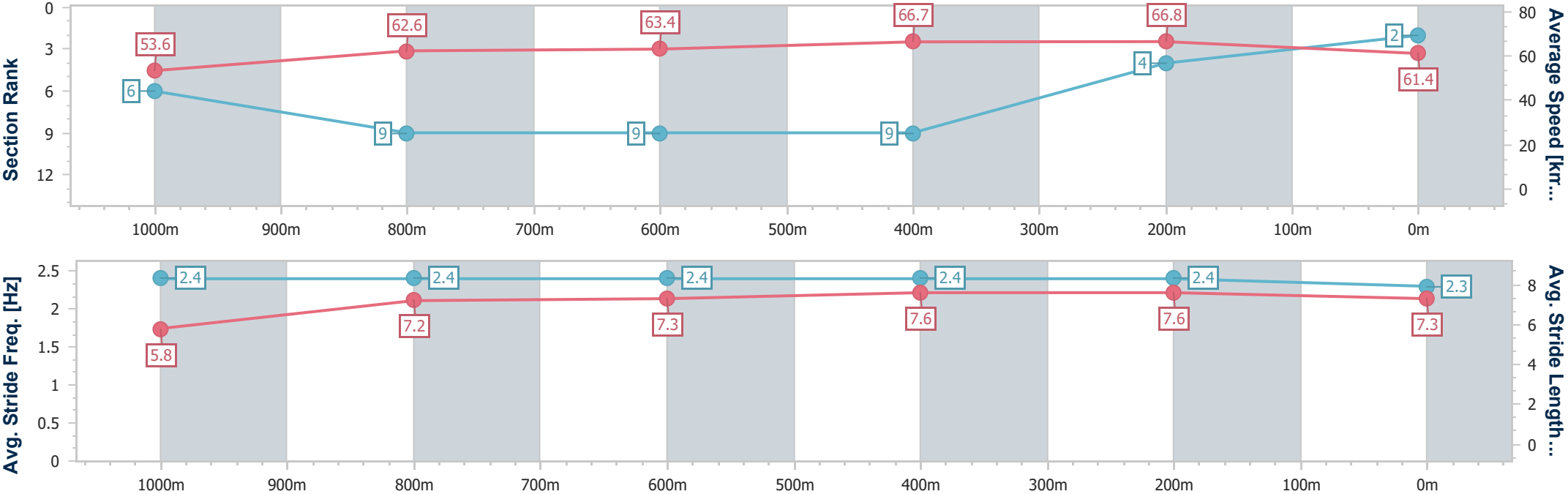
Horse/Jockey Name	Spellhound
Final Rank	2
Fastest Section Time (Section)	0:06.70 (Overall)
Top Speed [km/h] (Section)	68.6 (400m)
Race State	Finished



Rockhampton QLD Professional
Race 6: MILNE BROS RATINGS BAND 0 - 60 Handicap - 1100m
04 May 2025 - 14:52
Track Rating: Soft 5, Weather: Windy, Rail Position: +0.5m Entire



Section	Overall	1000m	800m	600m	400m	200m							
Section Times	1:03.42 [2] (0:06.70)	0:56.72 [6] (0:11.63)	0:45.09 [9] (0:11.74)	0:33.35 [9] (0:10.84)	0:22.51 [9] (0:10.80)	0:11.71 [4] (0:11.71)							
Average Speed [km/h]	53.6	62.6	63.4	66.7	66.8	61.4							
Top Speed [km/h]	59.9	64.5	64.8	68.4	68.6	64.6							
Avg. Dist. to Rail [m]	12.0	3.5	4.1	6.7	8.8	8.4							
Avg. Stride Freq. [Hz]	2.4	2.4	2.4	2.4	2.4	2.3							
Avg. Stride Length [m]	5.8	7.2	7.3	7.6	7.6	7.3							





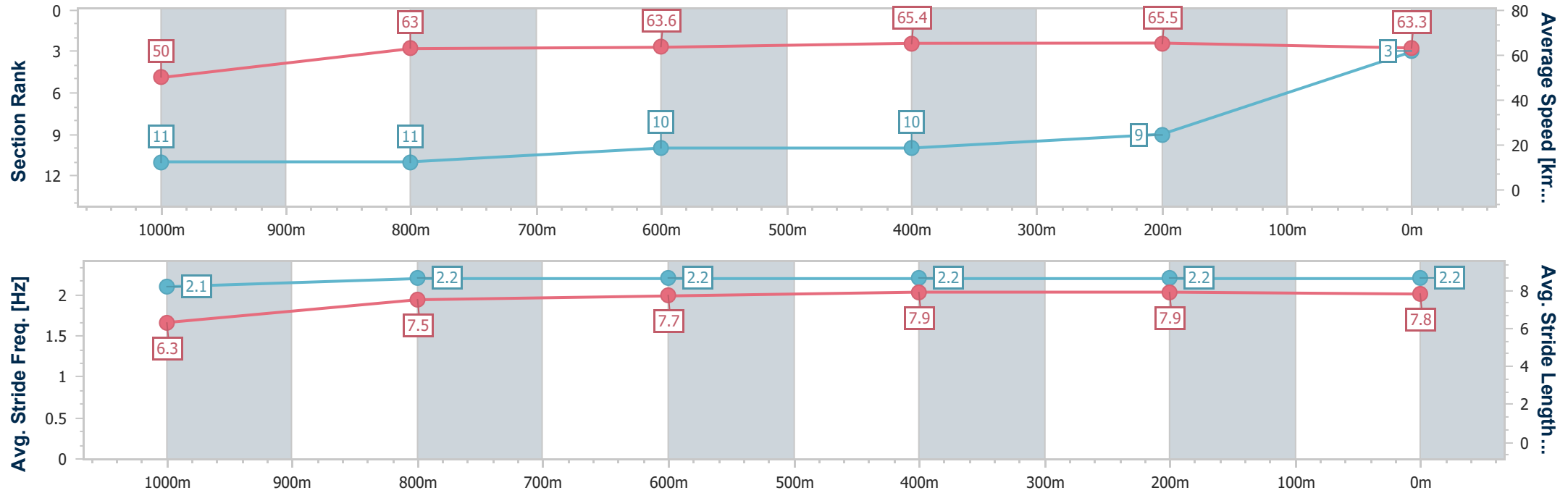
Horse/Jockey Name	The Last Saga
Final Rank	3
Fastest Section Time (Section)	0:07.23 (Overall)
Top Speed [km/h] (Section)	67.2 (600m)
Race State	Finished



Rockhampton QLD Professional
Race 6: MILNE BROS RATINGS BAND 0 - 60 Handicap - 1100m
04 May 2025 - 14:52
Track Rating: Soft 5, Weather: Windy, Rail Position: +0.5m Entire



Section	Overall	1000m	800m	600m	400m	200m							
Section Times	1:03.53 [3] (0:07.23)	0:56.30 [11] (0:11.42)	0:44.88 [11] (0:11.47)	0:33.41 [10] (0:11.02)	0:22.39 [10] (0:11.00)	0:11.39 [9] (0:11.39)							
Average Speed [km/h]	50.0	63.0	63.6	65.4	65.5	63.3							
Top Speed [km/h]	59.9	64.4	65.8	67.2	67.1	65.0							
Avg. Dist. to Rail [m]	11.8	1.1	1.7	4.2	5.2	6.8							
Avg. Stride Freq. [Hz]	2.1	2.2	2.2	2.2	2.2	2.2							
Avg. Stride Length [m]	6.3	7.5	7.7	7.9	7.9	7.8							





Horse/Jockey Name	Gilbert's Gold
Final Rank	4
Fastest Section Time (Section)	0:06.98 (Overall)
Top Speed [km/h] (Section)	67.7 (1000m)
Race State	Finished



Rockhampton QLD Professional

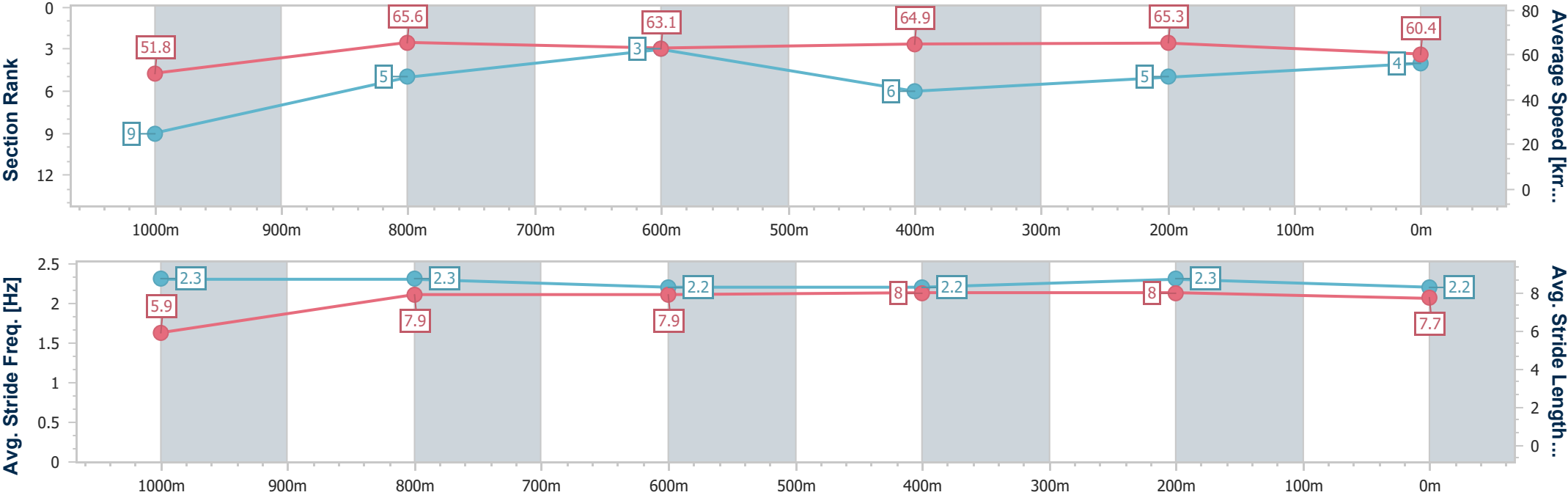
Race 6: MILNE BROS RATINGS BAND 0 - 60 Handicap - 1100m

04 May 2025 - 14:52

Track Rating: Soft 5, Weather: Windy, Rail Position: +0.5m Entire

Callaghan Park
ROCKHAMPTON JOCKEY CLUB

Section	Overall	1000m	800m	600m	400m	200m							
Section Times	1:03.67 [4] (0:06.98)	0:56.69 [9] (0:10.97)	0:45.72 [5] (0:11.67)	0:34.05 [3] (0:11.12)	0:22.93 [6] (0:11.02)	0:11.91 [5] (0:11.91)							
Average Speed [km/h]	51.8	65.6	63.1	64.9	65.3	60.4							
Top Speed [km/h]	62.8	67.7	64.1	66.4	67.5	62.8							
Avg. Dist. to Rail [m]	3.7	0.8	2.4	4.4	6.3	6.0							
Avg. Stride Freq. [Hz]	2.3	2.3	2.2	2.2	2.3	2.2							
Avg. Stride Length [m]	5.9	7.9	7.9	8.0	8.0	7.7							



- [] Ranking at each section and finish
- .-.- No data available at this section
- NA No data available



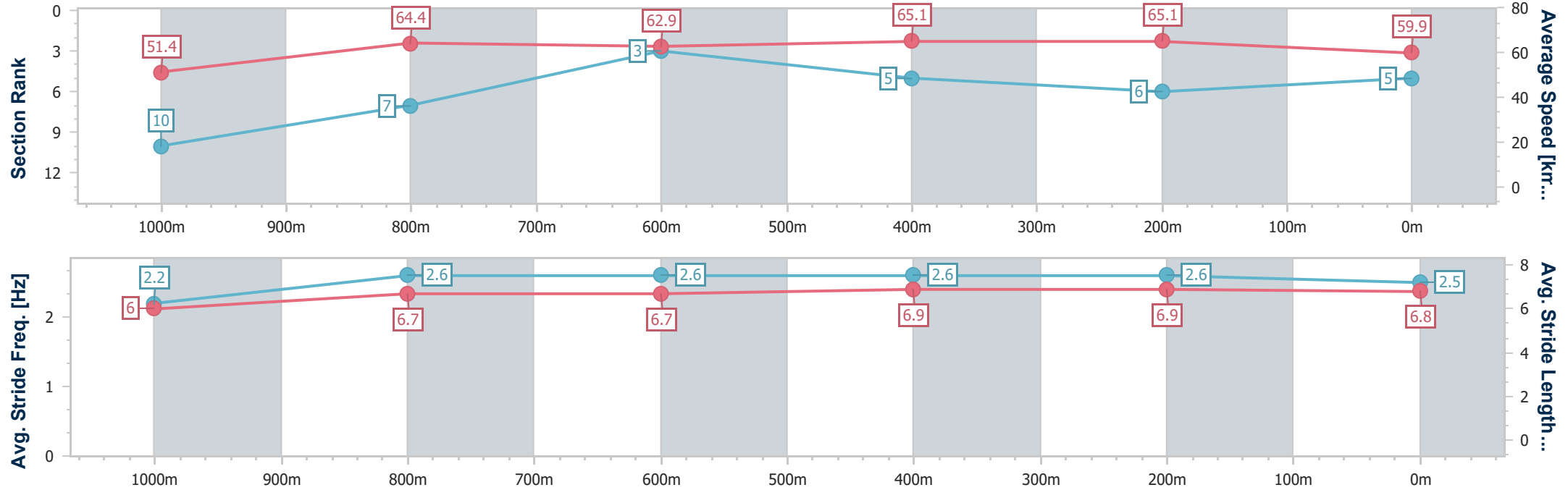
Horse/Jockey Name	Lamentum
Final Rank	5
Fastest Section Time (Section)	0:07.03 (Overall)
Top Speed [km/h] (Section)	66.2 (600m)
Race State	Finished



Rockhampton QLD Professional
Race 6: MILNE BROS RATINGS BAND 0 - 60 Handicap - 1100m
04 May 2025 - 14:52
Track Rating: Soft 5, Weather: Windy, Rail Position: +0.5m Entire



Section	Overall	1000m	800m	600m	400m	200m							
Section Times	1:03.80 [5] (0:07.03)	0:56.77 [10] (0:11.08)	0:45.69 [7] (0:11.51)	0:34.18 [3] (0:11.10)	0:23.08 [5] (0:11.05)	0:12.03 [6] (0:12.03)							
Average Speed [km/h]	51.4	64.4	62.9	65.1	65.1	59.9							
Top Speed [km/h]	62.0	65.0	65.0	66.2	66.2	63.1							
Avg. Dist. to Rail [m]	4.5	1.4	1.4	3.7	4.5	4.3							
Avg. Stride Freq. [Hz]	2.2	2.6	2.6	2.6	2.6	2.5							
Avg. Stride Length [m]	6.0	6.7	6.7	6.9	6.9	6.8							





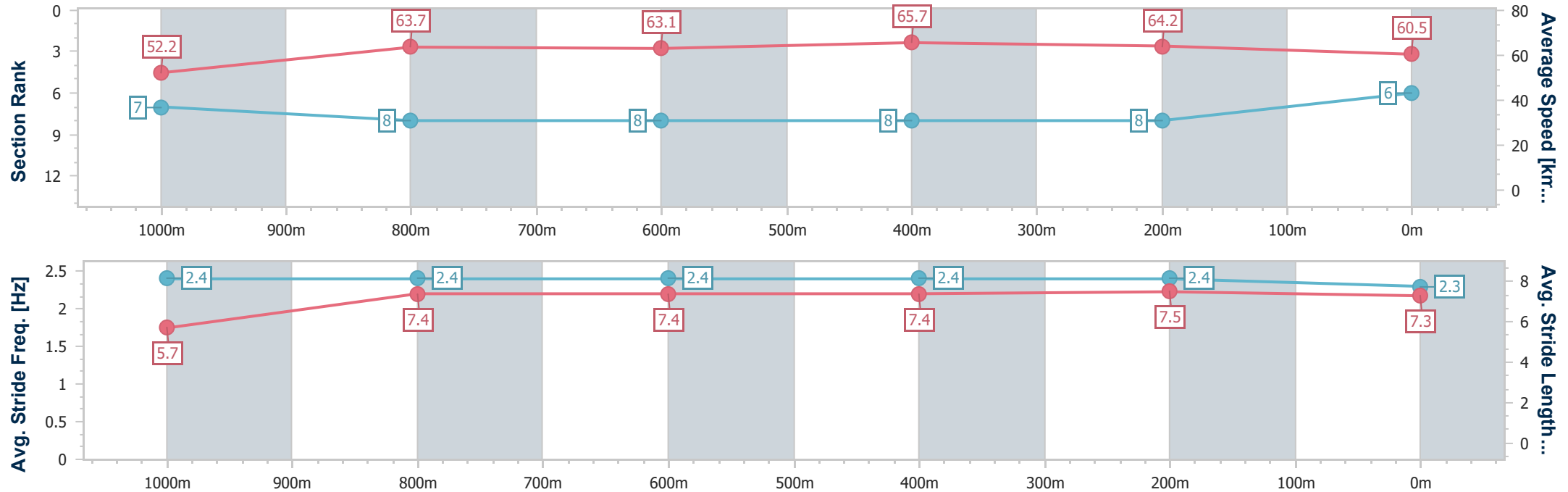
Horse/Jockey Name	General Hippo
Final Rank	6
Fastest Section Time (Section)	0:06.91 (Overall)
Top Speed [km/h] (Section)	66.9 (600m)
Race State	Finished



Rockhampton QLD Professional
Race 6: MILNE BROS RATINGS BAND 0 - 60 Handicap - 1100m
04 May 2025 - 14:52
Track Rating: Soft 5, Weather: Windy, Rail Position: +0.5m Entire



Section	Overall	1000m	800m	600m	400m	200m								
Section Times	1:03.94 [6] (0:06.91)	0:57.03 [7] (0:11.28)	0:45.75 [8] (0:11.65)	0:34.10 [8] (0:10.97)	0:23.13 [8] (0:11.22)	0:11.91 [8] (0:11.91)								
Average Speed [km/h]	52.2	63.7	63.1	65.7	64.2	60.5								
Top Speed [km/h]	62.8	64.9	64.7	66.9	65.9	63.1								
Avg. Dist. to Rail [m]	4.7	0.7	2.3	4.1	4.8	5.1								
Avg. Stride Freq. [Hz]	2.4	2.4	2.4	2.4	2.4	2.3								
Avg. Stride Length [m]	5.7	7.4	7.4	7.4	7.5	7.3								





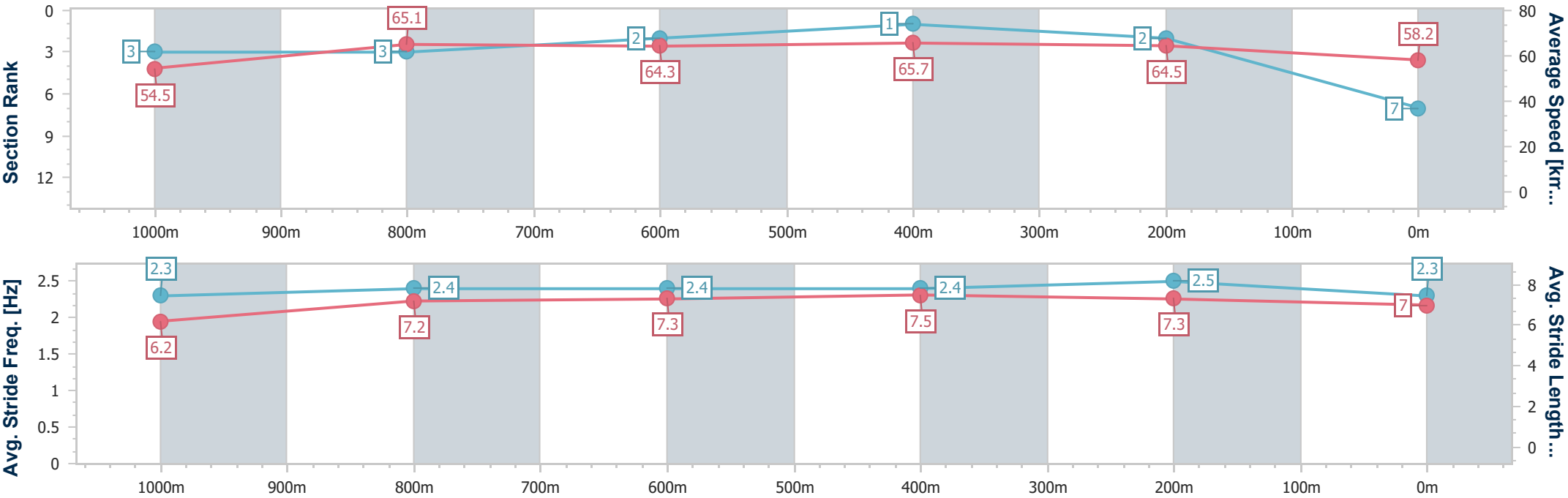
Horse/Jockey Name	Boitumelo
Final Rank	7
Fastest Section Time (Section)	0:06.59 (Overall)
Top Speed [km/h] (Section)	66.9 (800m)
Race State	Finished



Rockhampton QLD Professional
Race 6: MILNE BROS RATINGS BAND 0 - 60 Handicap - 1100m
04 May 2025 - 14:52
Track Rating: Soft 5, Weather: Windy, Rail Position: +0.5m Entire



Section	Overall	1000m	800m	600m	400m	200m							
Section Times	1:03.98 [7] (0:06.59)	0:57.39 [3] (0:11.31)	0:46.08 [3] (0:11.58)	0:34.50 [2] (0:10.97)	0:23.53 [1] (0:11.15)	0:12.38 [2] (0:12.38)							
Average Speed [km/h]	54.5	65.1	64.3	65.7	64.5	58.2							
Top Speed [km/h]	63.4	66.4	66.9	66.4	66.2	61.8							
Avg. Dist. to Rail [m]	11.9	4.7	3.8	3.5	3.4	3.5							
Avg. Stride Freq. [Hz]	2.3	2.4	2.4	2.4	2.5	2.3							
Avg. Stride Length [m]	6.2	7.2	7.3	7.5	7.3	7.0							





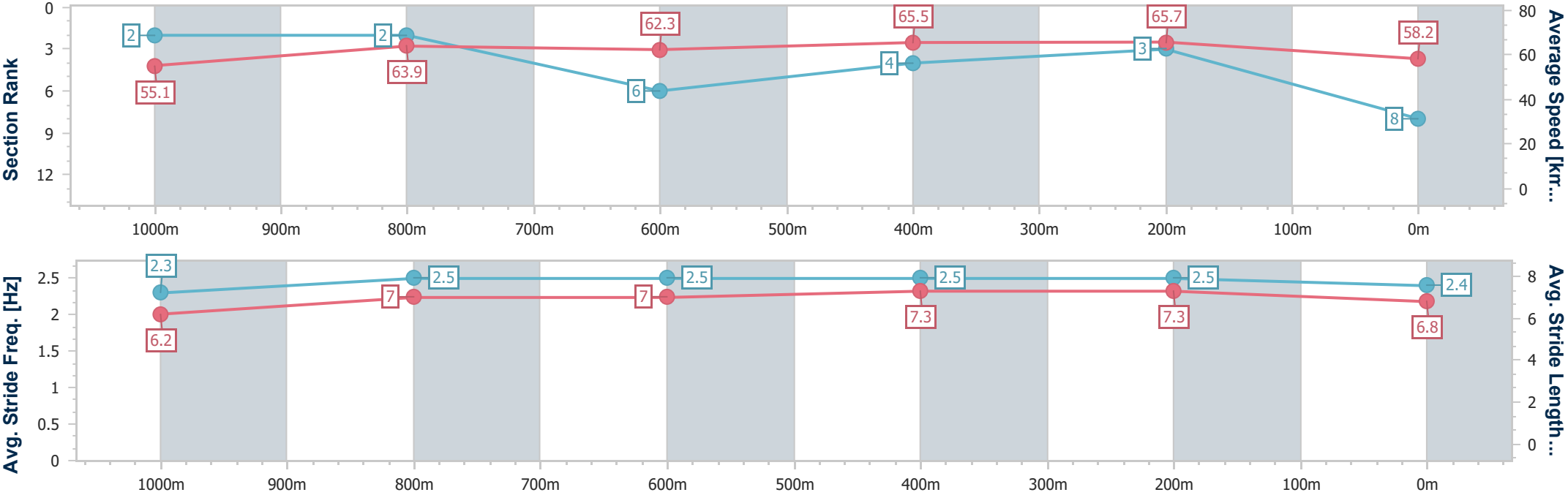
Horse/Jockey Name	Deep Secret
Final Rank	8
Fastest Section Time (Section)	0:06.53 (Overall)
Top Speed [km/h] (Section)	67.6 (400m)
Race State	Finished



Rockhampton QLD Professional
Race 6: MILNE BROS RATINGS BAND 0 - 60 Handicap - 1100m
04 May 2025 - 14:52
Track Rating: Soft 5, Weather: Windy, Rail Position: +0.5m Entire



Section	Overall	1000m	800m	600m	400m	200m							
Section Times	1:04.06 [8] (0:06.53)	0:57.53 [2] (0:11.32)	0:46.21 [2] (0:11.84)	0:34.37 [6] (0:11.01)	0:23.36 [4] (0:10.97)	0:12.39 [3] (0:12.39)							
Average Speed [km/h]	55.1	63.9	62.3	65.5	65.7	58.2							
Top Speed [km/h]	64.6	65.2	64.1	67.6	67.6	61.8							
Avg. Dist. to Rail [m]	8.2	1.6	2.9	4.5	5.0	4.0							
Avg. Stride Freq. [Hz]	2.3	2.5	2.5	2.5	2.5	2.4							
Avg. Stride Length [m]	6.2	7.0	7.0	7.3	7.3	6.8							

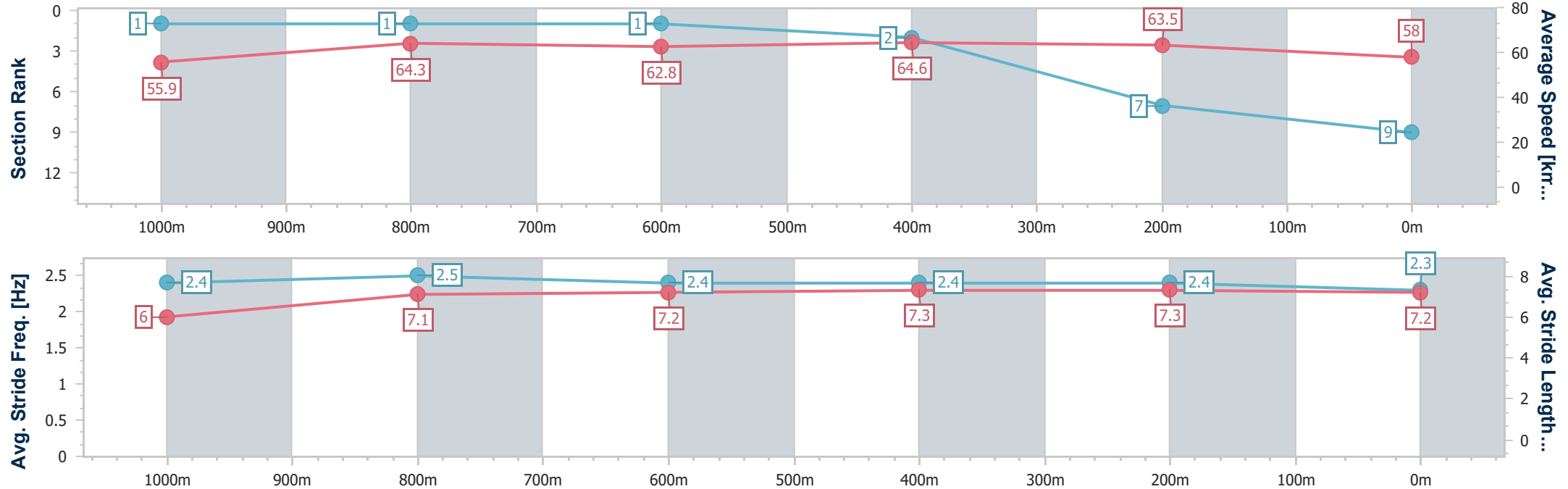




Horse/Jockey Name	Little Miss Belle
Final Rank	9
Fastest Section Time (Section)	0:06.46 (Overall)
Top Speed [km/h] (Section)	66.3 (1000m)
Race State	Finished



Section	Overall	1000m	800m	600m	400m	200m							
Section Times	1:04.29 [9] (0:06.46)	0:57.83 [1] (0:11.27)	0:46.56 [1] (0:11.66)	0:34.90 [1] (0:11.15)	0:23.75 [2] (0:11.34)	0:12.41 [7] (0:12.41)							
Average Speed [km/h]	55.9	64.3	62.8	64.6	63.5	58.0							
Top Speed [km/h]	63.6	66.3	64.7	66.2	65.5	60.9							
Avg. Dist. to Rail [m]	10.2	2.5	1.7	2.1	1.3	1.7							
Avg. Stride Freq. [Hz]	2.4	2.5	2.4	2.4	2.4	2.3							
Avg. Stride Length [m]	6.0	7.1	7.2	7.3	7.3	7.2							





Horse/Jockey Name	All Business
Final Rank	10
Fastest Section Time (Section)	0:06.66 (Overall)
Top Speed [km/h] (Section)	64.9 (400m)
Race State	Finished



Rockhampton QLD Professional

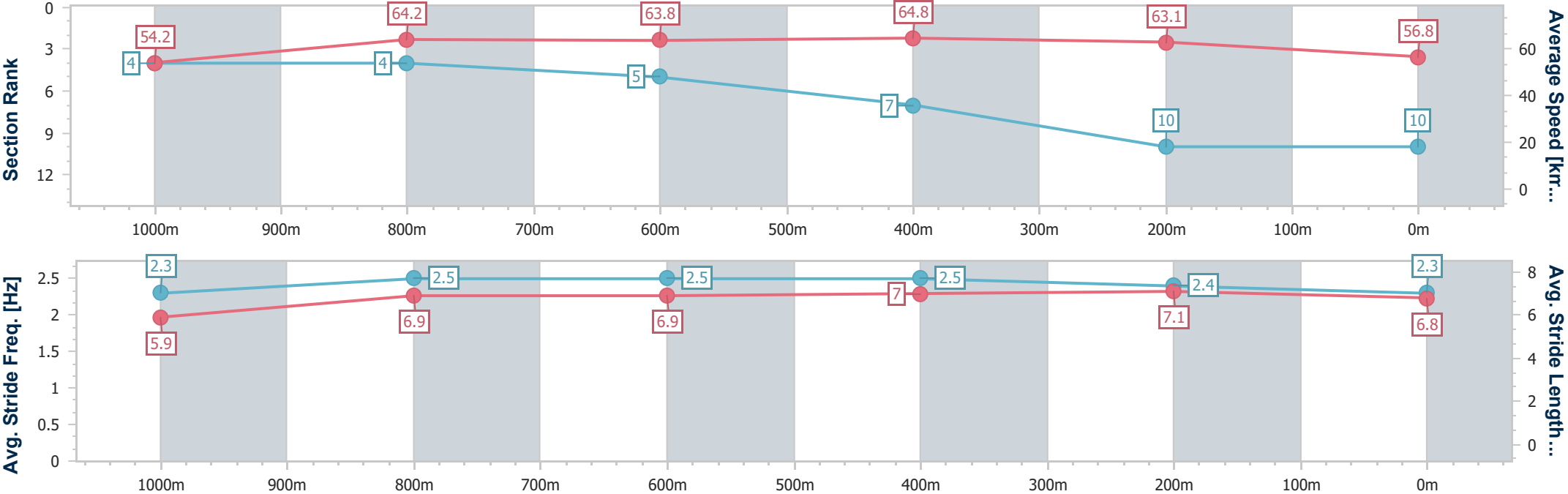
Race 6: MILNE BROS RATINGS BAND 0 - 60 Handicap - 1100m

04 May 2025 - 14:52

Track Rating: Soft 5, Weather: Windy, Rail Position: +0.5m Entire

Callaghan Park
ROCKHAMPTON JOCKEY CLUB

Section	Overall	1000m	800m	600m	400m	200m								
Section Times	1:04.90 [10] (0:06.66)	0:58.24 [4] (0:11.29)	0:46.95 [4] (0:11.68)	0:35.27 [5] (0:11.16)	0:24.11 [7] (0:11.42)	0:12.69 [10] (0:12.69)								
Average Speed [km/h]	54.2	64.2	63.8	64.8	63.1	56.8								
Top Speed [km/h]	61.9	64.7	64.4	64.8	64.9	60.7								
Avg. Dist. to Rail [m]	11.3	2.5	4.4	7.9	8.4	9.2								
Avg. Stride Freq. [Hz]	2.3	2.5	2.5	2.5	2.4	2.3								
Avg. Stride Length [m]	5.9	6.9	6.9	7.0	7.1	6.8								





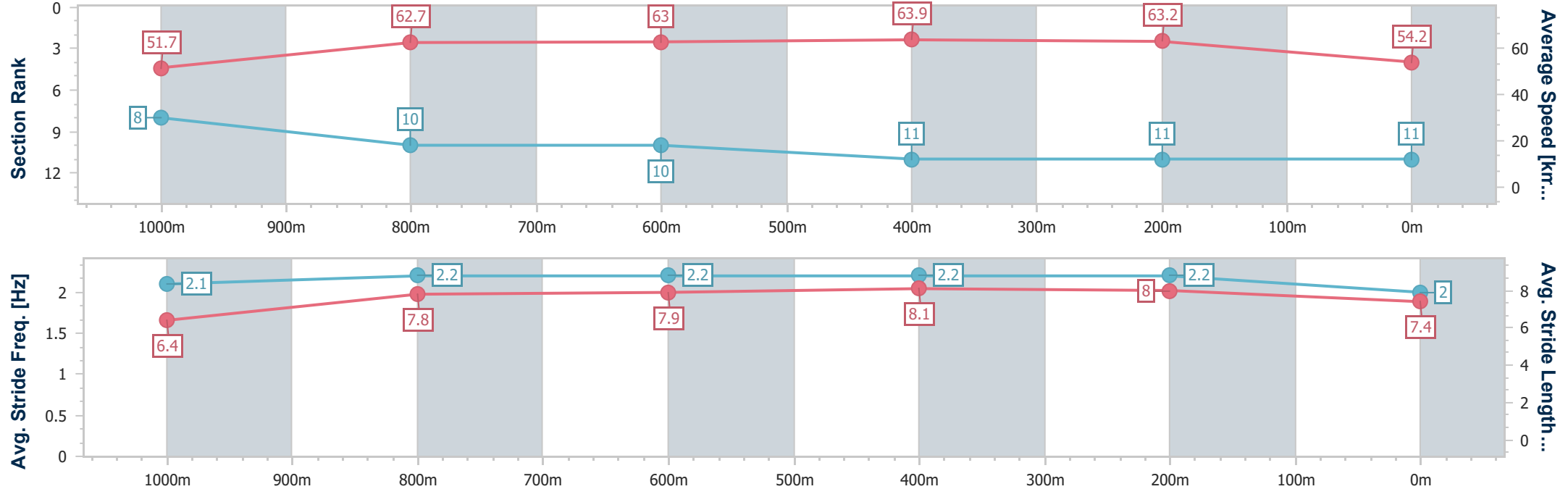
Horse/Jockey Name	Street God
Final Rank	11
Fastest Section Time (Section)	0:06.97 (Overall)
Top Speed [km/h] (Section)	64.6 (600m)
Race State	Finished



Rockhampton QLD Professional
Race 6: MILNE BROS RATINGS BAND 0 - 60 Handicap - 1100m
04 May 2025 - 14:52
Track Rating: Soft 5, Weather: Windy, Rail Position: +0.5m Entire



Section	Overall	1000m	800m	600m	400m	200m							
Section Times	1:06.10 [11] (0:06.97)	0:59.13 [8] (0:11.53)	0:47.60 [10] (0:11.62)	0:35.98 [10] (0:11.29)	0:24.69 [11] (0:11.39)	0:13.30 [11] (0:13.30)							
Average Speed [km/h]	51.7	62.7	63.0	63.9	63.2	54.2							
Top Speed [km/h]	60.3	63.5	64.3	64.6	64.6	61.8							
Avg. Dist. to Rail [m]	11.2	1.5	2.0	5.1	7.6	8.6							
Avg. Stride Freq. [Hz]	2.1	2.2	2.2	2.2	2.2	2.0							
Avg. Stride Length [m]	6.4	7.8	7.9	8.1	8.0	7.4							





Rockhampton QLD Professional
Race 7: BENTLEYS 2025 THE FITZROY OPEN - 1300m
04 May 2025 - 15:30



Track Rating: Soft 5, Weather: Windy, Rail Position: +0.5m Entire

Section		Overall				1200m	1000m	800m	600m	400m	Last 600m	
Field Times		1:14.92				1:08.15	0:57.09	0:45.78	0:34.28	0:23.14	0:34.28	
		(0:06.77)				(0:11.06)	(0:11.31)	(0:11.50)	(0:11.14)	(0:11.20)		
Rank	TAB	Horse/Jockey	Barrier	Top Speed [km/h]	Fastest Section							Distance Travelled [m]
1	2	LOST IN TRANSIT	11	68.1	0:07.16	1:14.92 [1]	1:07.76 [8]	0:56.52 [8]	0:45.09 [9]	0:33.53 [8]	0:22.63 [8]	0:33.53
		Kyle Wilson-Taylor		600m	Overall	(0:07.16)	(0:11.24)	(0:11.43)	(0:11.56)	(0:10.90)	(0:11.07)	
2	7	CHERRY ROSE	7	67.6	0:07.16	1:14.93 [2]	1:07.77 [7]	0:56.59 [6]	0:45.28 [7]	0:33.70 [7]	0:22.80 [5]	0:33.70 -3
		Sean Cormack		400m	Overall	(0:07.16)	(0:11.18)	(0:11.31)	(0:11.58)	(0:10.90)	(0:10.94)	
3	9	DEMON AWARD	2	66.6	0:07.05	1:15.05 [3]	1:08.00 [4]	0:57.03 [3]	0:45.79 [3]	0:34.16 [3]	0:23.12 [2]	0:34.16 -5
		Nikita Beriman		600m	Overall	(0:07.05)	(0:10.97)	(0:11.24)	(0:11.63)	(0:11.04)	(0:11.05)	
4	6	MAHBABY	12	67.9	0:07.56	1:15.28 [4]	1:07.72 [13]	0:56.57 [11]	0:45.29 [11]	0:33.59 [12]	0:22.76 [11]	0:33.59 +3
		Damien Thornton		600m	Overall	(0:07.56)	(0:11.15)	(0:11.28)	(0:11.70)	(0:10.83)	(0:10.96)	
5	3	SHOW SOME DECORUM	5	67.3	0:07.27	1:15.40 [5]	1:08.13 [9]	0:56.86 [10]	0:45.48 [10]	0:33.88 [10]	0:23.01 [10]	0:33.88 -2
		Craig Williams		600m	Overall	(0:07.27)	(0:11.27)	(0:11.38)	(0:11.60)	(0:10.87)	(0:11.18)	
6	16	PIPISTRELLE	1	66.7	0:07.30	1:15.41 [6]	1:08.11 [10]	0:57.00 [9]	0:45.79 [6]	0:34.23 [5]	0:23.21 [7]	0:34.23 -5
		Georgina Cartwright		600m	Overall	(0:07.30)	(0:11.11)	(0:11.21)	(0:11.56)	(0:11.02)	(0:11.32)	
7	4	OUR MAGNUS	8	66.6	0:07.15	1:15.41 [7]	1:08.26 [6]	0:57.20 [5]	0:45.84 [5]	0:34.19 [6]	0:23.23 [6]	0:34.19 +0
		Cejay Graham		1200m	Overall	(0:07.15)	(0:11.06)	(0:11.36)	(0:11.65)	(0:10.96)	(0:11.17)	
8	8	DEEP BLAST	15	68.3	0:07.79	1:15.54 [8]	1:07.75 [14]	0:56.44 [14]	0:45.27 [13]	0:33.78 [14]	0:23.00 [12]	0:33.78 -4
		Raul Silvera Olivera		600m	Overall	(0:07.79)	(0:11.31)	(0:11.17)	(0:11.49)	(0:10.78)	(0:11.06)	
9	14	MEDIA EMPIRE	14	67.1	0:07.46	1:15.55 [9]	1:08.09 [11]	0:56.52 [13]	0:45.27 [14]	0:33.82 [13]	0:22.94 [14]	0:33.82 +0
		Jackson Murphy		400m	Overall	(0:07.46)	(0:11.57)	(0:11.25)	(0:11.45)	(0:10.88)	(0:11.05)	
10	5	LETMELETGO	6	66.1	0:06.77	1:15.59 [10]	1:08.82 [1]	0:57.74 [2]	0:46.45 [1]	0:34.95 [1]	0:23.81 [1]	0:34.95 -6
		Emily Lang		1200m	Overall	(0:06.77)	(0:11.08)	(0:11.29)	(0:11.50)	(0:11.14)	(0:11.43)	

Scratched: Master Showman (#1), For Valour (#11)

Report Created: Sun 4 May 2025 16:11 GMT+10 (Note: Timing is based on position data)

Page 1/18

[] Ranking at each section and finish
-:-:- No data available at this section
NA No data available

SCN Saddle cloth number
DNF Did not finish
DNT Did not track

data processed by  TRIPLESDATA



Rockhampton QLD Professional
Race 7: BENTLEYS 2025 THE FITZROY OPEN - 1300m
04 May 2025 - 15:30



Track Rating: Soft 5, Weather: Windy, Rail Position: +0.5m Entire

Section						Overall	1200m	1000m	800m	600m	400m	Last 600m	
Field Times						1:14.92 (0:06.77)	1:08.15 (0:11.06)	0:57.09 (0:11.31)	0:45.78 (0:11.50)	0:34.28 (0:11.14)	0:23.14 (0:11.20)	0:34.28	
Rank	TAB	Horse/Jockey	Barrier	Top Speed [km/h]	Fastest Section								Distance Travelled [m]
11	10	DOUBTING EYE	4	67.2	0:07.50	1:15.70 [11]	1:08.20 [12]	0:56.81 [12]	0:45.55 [12]	0:34.07 [11]	0:23.14 [13]	0:34.07	-5
		Warwick Satherley		600m	Overall	(0:07.50)	(0:11.39)	(0:11.26)	(0:11.48)	(0:10.93)	(0:11.13)		
12	15	TRACK TALE	10	67.5	0:06.92	1:15.75 [12]	1:08.83 [2]	0:57.92 [1]	0:46.59 [2]	0:34.93 [2]	0:23.72 [4]	0:34.93	-2
		McKenzie Apel		1200m	Overall	(0:06.92)	(0:10.91)	(0:11.33)	(0:11.66)	(0:11.21)	(0:11.41)		
13	12	HELLISH	3	67.0	0:07.00	1:15.81 [13]	1:08.81 [3]	0:57.78 [4]	0:46.42 [4]	0:34.79 [4]	0:23.81 [3]	0:34.79	-2
		Justin Stanley		600m	Overall	(0:07.00)	(0:11.03)	(0:11.36)	(0:11.63)	(0:10.98)	(0:11.42)		
14	13	KATHY'S BEAU	9	66.8	0:07.11	1:17.22 [14]	1:10.11 [5]	0:58.84 [7]	0:47.44 [8]	0:35.79 [9]	0:24.86 [9]	0:35.79	+2
		Chad Schofield		600m	Overall	(0:07.11)	(0:11.27)	(0:11.40)	(0:11.65)	(0:10.93)	(0:11.43)		

Scratched: Master Showman (#1), For Valour (#11)



Rockhampton QLD Professional
Race 7: BENTLEYS 2025 THE FITZROY OPEN - 1300m
04 May 2025 - 15:30



Track Rating: Soft 5, Weather: Windy, Rail Position: +0.5m Entire

Section Field Times				200m 0:11.94 (0:11.94)				Last 600m 0:34.28	
Rank	TAB	Horse/Jockey	Barrier	Top Speed [km/h]	Fastest Section	Margin		Distance Travelled [m]	
1	2	LOST IN TRANSIT	11	68.1	0:07.16	0:11.56 [5]	1:14.92	0:33.53	
		Kyle Wilson-Taylor		600m	Overall	(0:11.56)			
2	7	CHERRY ROSE	7	67.6	0:07.16	0:11.86 [2]	0.03L	0:33.70	-3
		Sean Cormack		400m	Overall	(0:11.86)			
3	9	DEMON AWARD	2	66.6	0:07.05	0:12.07 [1]	0.74L	0:34.16	-5
		Nikita Beriman		600m	Overall	(0:12.07)			
4	6	MAHBABY	12	67.9	0:07.56	0:11.80 [8]	2.13L	0:33.59	+3
		Damien Thornton		600m	Overall	(0:11.80)			
5	3	SHOW SOME DECORUM	5	67.3	0:07.27	0:11.83 [10]	2.78L	0:33.88	-2
		Craig Williams		600m	Overall	(0:11.83)			
6	16	PIPISTRELLE	1	66.7	0:07.30	0:11.89 [9]	2.87L	0:34.23	-5
		Georgina Cartwright		600m	Overall	(0:11.89)			
7	4	OUR MAGNUS	8	66.6	0:07.15	0:12.06 [4]	2.88L	0:34.19	+0
		Cejay Graham		1200m	Overall	(0:12.06)			
8	8	DEEP BLAST	15	68.3	0:07.79	0:11.94 [11]	3.63L	0:33.78	-4
		Raul Silvera Olivera		600m	Overall	(0:11.94)			
9	14	MEDIA EMPIRE	14	67.1	0:07.46	0:11.89 [12]	3.69L	0:33.82	+0
		Jackson Murphy		400m	Overall	(0:11.89)			
10	5	LETMELETGO	6	66.1	0:06.77	0:12.38 [3]	3.9L	0:34.95	-6
		Emily Lang		1200m	Overall	(0:12.38)			

Scratched: Master Showman (#1), For Valour (#11)

Report Created: Sun 4 May 2025 16:11 GMT+10 (Note: Timing is based on position data)

Page 3/18

[] Ranking at each section and finish
-:-:- No data available at this section
NA No data available

SCN Saddle cloth number
DNF Did not finish
DNT Did not track

data processed by  TRIPLESDATA



Rockhampton QLD Professional
Race 7: BENTLEYS 2025 THE FITZROY OPEN - 1300m
04 May 2025 - 15:30



Track Rating: Soft 5, Weather: Windy, Rail Position: +0.5m Entire

Section Field Times		200m 0:11.94 (0:11.94)		Last 600m 0:34.28					
Rank	TAB	Horse/Jockey	Barrier	Top Speed [km/h]	Fastest Section	Margin			Distance Travelled [m]
11	10	DOUBTING EYE	4	67.2	0:07.50	0:12.01 [13]	4.58L		0:34.07 -5
		Warwick Satherley		600m	Overall	(0:12.01)			
12	15	TRACK TALE	10	67.5	0:06.92	0:12.31 [7]	4.89L		0:34.93 -2
		McKenzie Apel		1200m	Overall	(0:12.31)			
13	12	HELLISH	3	67.0	0:07.00	0:12.39 [6]	5.2L		0:34.79 -2
		Justin Stanley		600m	Overall	(0:12.39)			
14	13	KATHY'S BEAU	9	66.8	0:07.11	0:13.43 [14]	13.52L		0:35.79 +2
		Chad Schofield		600m	Overall	(0:13.43)			

Scratched: Master Showman (#1), For Valour (#11)



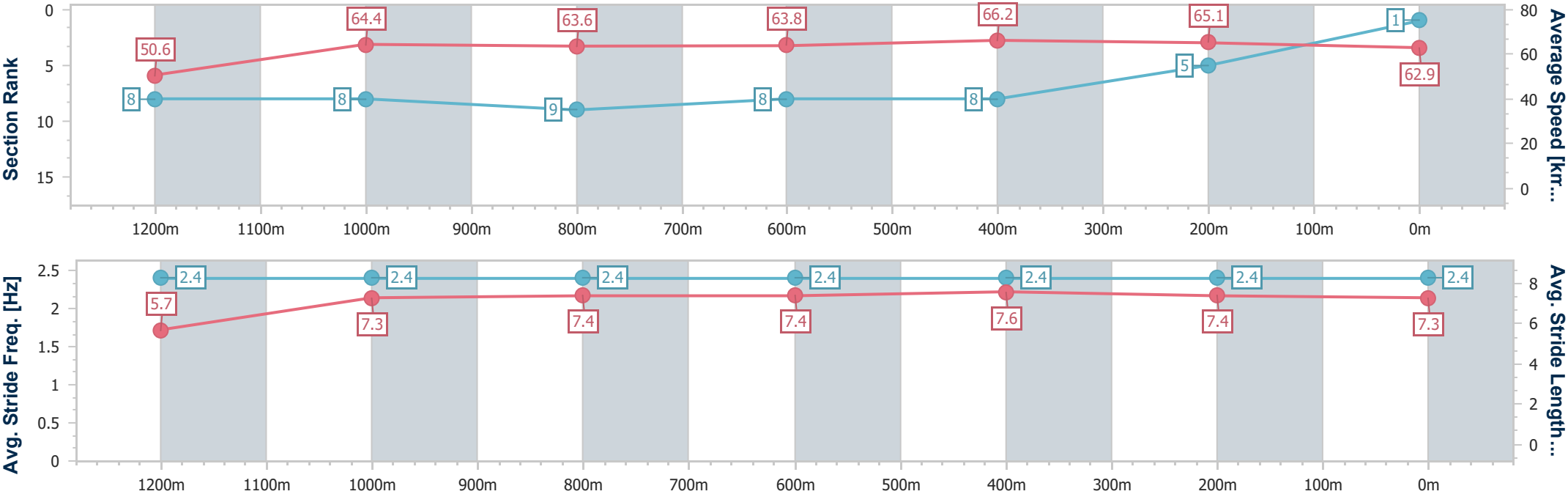
Horse/Jockey Name	Lost In Transit
Final Rank	1
Fastest Section Time (Section)	0:07.16 (Overall)
Top Speed [km/h] (Section)	68.1 (600m)
Race State	Finished



Rockhampton QLD Professional
Race 7: BENTLEYS 2025 THE FITZROY OPEN - 1300m
04 May 2025 - 15:30
Track Rating: Soft 5, Weather: Windy, Rail Position: +0.5m Entire



Section	Overall	1200m	1000m	800m	600m	400m	200m						
Section Times	1:14.92 [1] (0:07.16)	1:07.76 [8] (0:11.24)	0:56.52 [8] (0:11.43)	0:45.09 [9] (0:11.56)	0:33.53 [8] (0:10.90)	0:22.63 [8] (0:11.07)	0:11.56 [5]						
Average Speed [km/h]	50.6	64.4	63.6	63.8	66.2	65.1	62.9						
Top Speed [km/h]	60.6	65.8	64.5	66.4	68.1	66.8	65.6						
Avg. Dist. to Rail [m]	11.2	2.6	1.7	2.8	4.7	5.3	7.1						
Avg. Stride Freq. [Hz]	2.4	2.4	2.4	2.4	2.4	2.4	2.4						
Avg. Stride Length [m]	5.7	7.3	7.4	7.4	7.6	7.4	7.3						





Horse/Jockey Name	Cherry Rose
Final Rank	2
Fastest Section Time (Section)	0:07.16 (Overall)
Top Speed [km/h] (Section)	67.6 (400m)
Race State	Finished



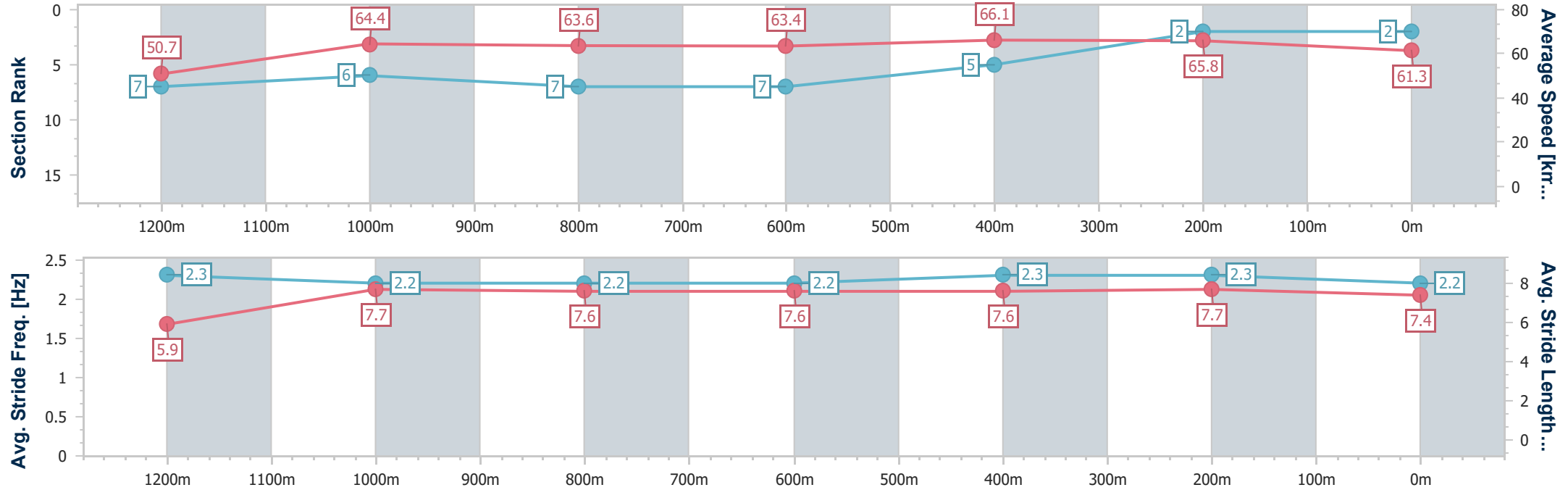
Rockhampton QLD Professional
Race 7: BENTLEYS 2025 THE FITZROY OPEN - 1300m

04 May 2025 - 15:30

Track Rating: Soft 5, Weather: Windy, Rail Position: +0.5m Entire



Section	Overall	1200m	1000m	800m	600m	400m	200m						
Section Times	1:14.93 [2] (0:07.16)	1:07.77 [7] (0:11.18)	0:56.59 [6] (0:11.31)	0:45.28 [7] (0:11.58)	0:33.70 [7] (0:10.90)	0:22.80 [5] (0:10.94)	0:11.86 [2] (0:11.86)						
Average Speed [km/h]	50.7	64.4	63.6	63.4	66.1	65.8	61.3						
Top Speed [km/h]	61.2	66.1	65.7	64.8	67.3	67.6	63.7						
Avg. Dist. to Rail [m]	6.7	0.4	0.3	2.2	4.9	6.1	8.2						
Avg. Stride Freq. [Hz]	2.3	2.2	2.2	2.2	2.3	2.3	2.2						
Avg. Stride Length [m]	5.9	7.7	7.6	7.6	7.6	7.7	7.4						





Horse/Jockey Name	Demon Award
Final Rank	3
Fastest Section Time (Section)	0:07.05 (Overall)
Top Speed [km/h] (Section)	66.6 (600m)
Race State	Finished



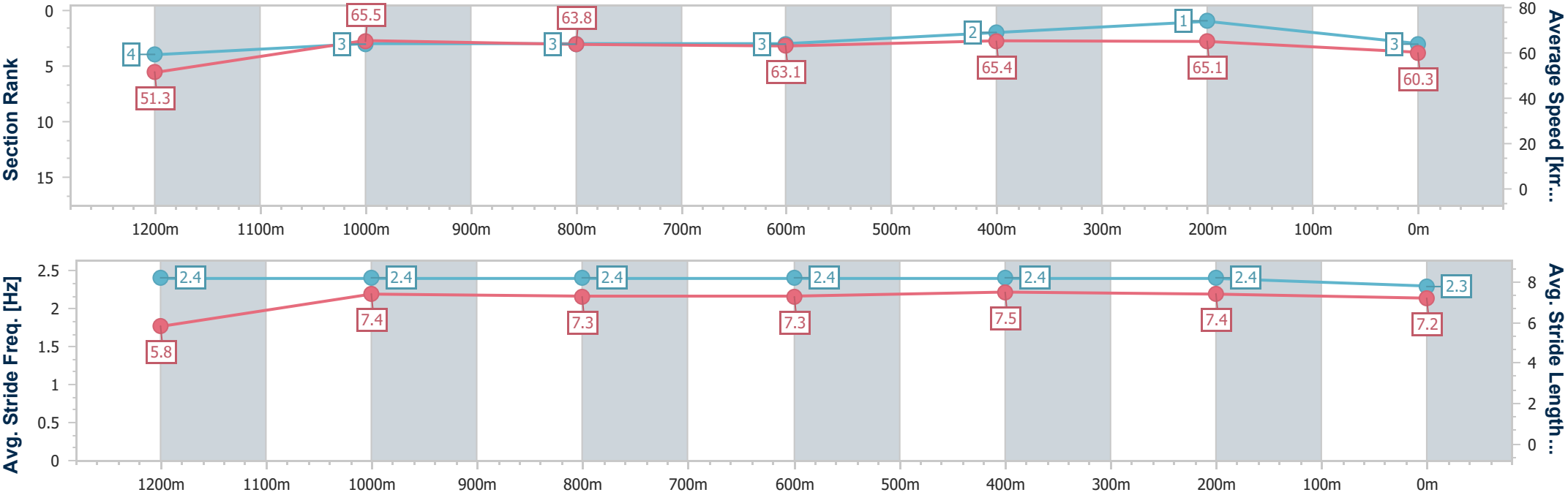
Rockhampton QLD Professional
Race 7: BENTLEYS 2025 THE FITZROY OPEN - 1300m

04 May 2025 - 15:30

Track Rating: Soft 5, Weather: Windy, Rail Position: +0.5m Entire



Section	Overall	1200m	1000m	800m	600m	400m	200m						
Section Times	1:15.05 [3] (0:07.05)	1:08.00 [4] (0:10.97)	0:57.03 [3] (0:11.24)	0:45.79 [3] (0:11.63)	0:34.16 [3] (0:11.04)	0:23.12 [2] (0:11.05)	0:12.07 [1] (0:12.07)						
Average Speed [km/h]	51.3	65.5	63.8	63.1	65.4	65.1	60.3						
Top Speed [km/h]	62.1	66.5	66.2	64.4	66.6	66.4	62.7						
Avg. Dist. to Rail [m]	3.4	1.8	1.5	2.4	3.2	4.8	6.4						
Avg. Stride Freq. [Hz]	2.4	2.4	2.4	2.4	2.4	2.4	2.3						
Avg. Stride Length [m]	5.8	7.4	7.3	7.3	7.5	7.4	7.2						





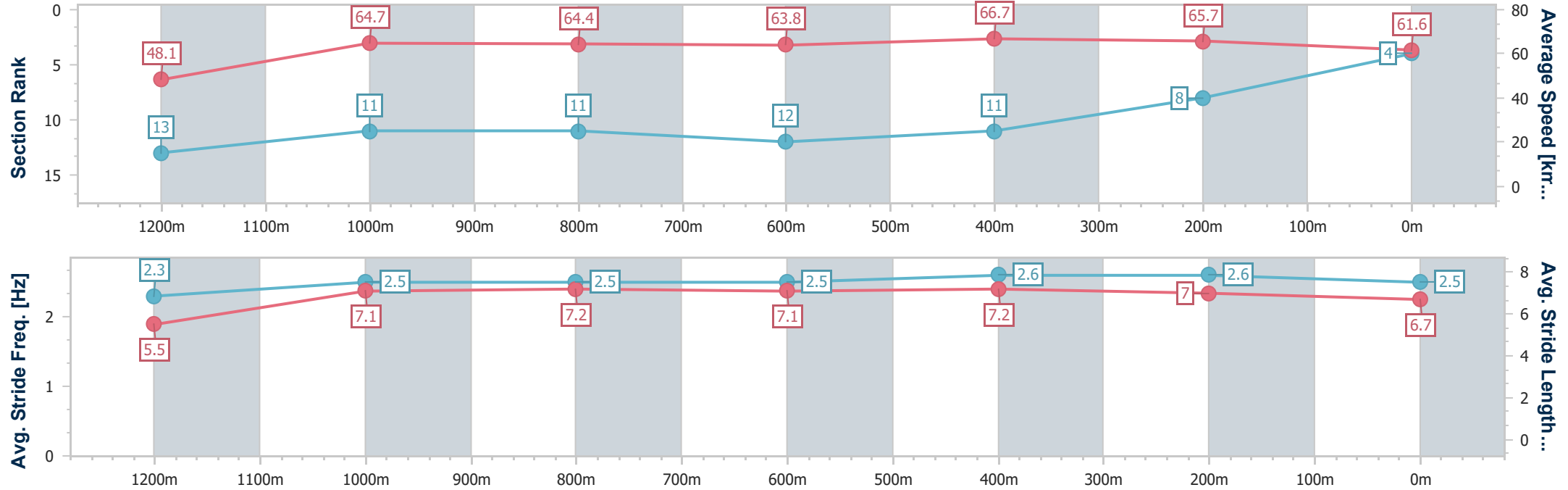
Horse/Jockey Name	Mahbaby
Final Rank	4
Fastest Section Time (Section)	0:07.56 (Overall)
Top Speed [km/h] (Section)	67.9 (600m)
Race State	Finished



Rockhampton QLD Professional
Race 7: BENTLEYS 2025 THE FITZROY OPEN - 1300m
04 May 2025 - 15:30
Track Rating: Soft 5, Weather: Windy, Rail Position: +0.5m Entire



Section	Overall	1200m	1000m	800m	600m	400m	200m						
Section Times	1:15.28 [4] (0:07.56)	1:07.72 [13] (0:11.15)	0:56.57 [11] (0:11.28)	0:45.29 [11] (0:11.70)	0:33.59 [12] (0:10.83)	0:22.76 [11] (0:10.96)	0:11.80 [8] (0:11.80)						
Average Speed [km/h]	48.1	64.7	64.4	63.8	66.7	65.7	61.6						
Top Speed [km/h]	60.5	66.6	66.8	66.2	67.9	66.9	63.8						
Avg. Dist. to Rail [m]	12.4	2.7	1.4	4.3	7.8	9.2	10.2						
Avg. Stride Freq. [Hz]	2.3	2.5	2.5	2.5	2.6	2.6	2.5						
Avg. Stride Length [m]	5.5	7.1	7.2	7.1	7.2	7.0	6.7						





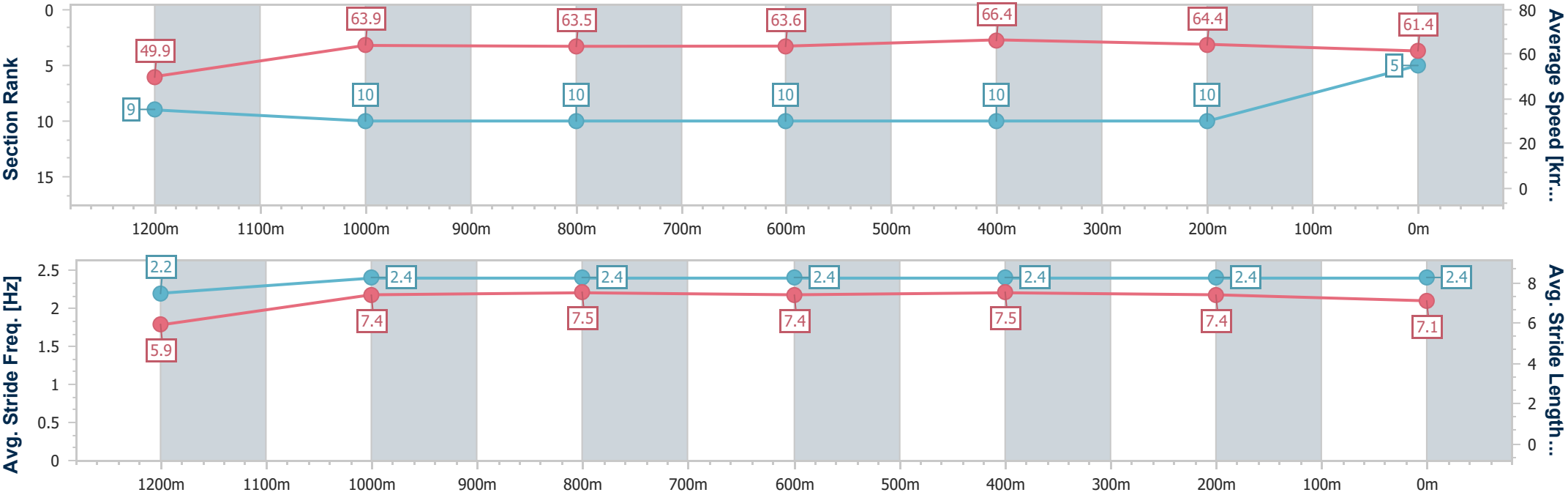
Horse/Jockey Name	Show Some Decorum
Final Rank	5
Fastest Section Time (Section)	0:07.27 (Overall)
Top Speed [km/h] (Section)	67.3 (600m)
Race State	Finished



Rockhampton QLD Professional
Race 7: BENTLEYS 2025 THE FITZROY OPEN - 1300m
04 May 2025 - 15:30
Track Rating: Soft 5, Weather: Windy, Rail Position: +0.5m Entire



Section	Overall	1200m	1000m	800m	600m	400m	200m						
Section Times	1:15.40 [5] (0:07.27)	1:08.13 [9] (0:11.27)	0:56.86 [10] (0:11.38)	0:45.48 [10] (0:11.60)	0:33.88 [10] (0:10.87)	0:23.01 [10] (0:11.18)	0:11.83 [10] (0:11.83)						
Average Speed [km/h]	49.9	63.9	63.5	63.6	66.4	64.4	61.4						
Top Speed [km/h]	61.9	65.5	65.0	65.1	67.3	66.9	63.1						
Avg. Dist. to Rail [m]	6.0	0.5	0.8	2.8	4.2	6.2	8.6						
Avg. Stride Freq. [Hz]	2.2	2.4	2.4	2.4	2.4	2.4	2.4						
Avg. Stride Length [m]	5.9	7.4	7.5	7.4	7.5	7.4	7.1						





Horse/Jockey Name	Pipistrelle
Final Rank	6
Fastest Section Time (Section)	0:07.30 (Overall)
Top Speed [km/h] (Section)	66.7 (600m)
Race State	Finished

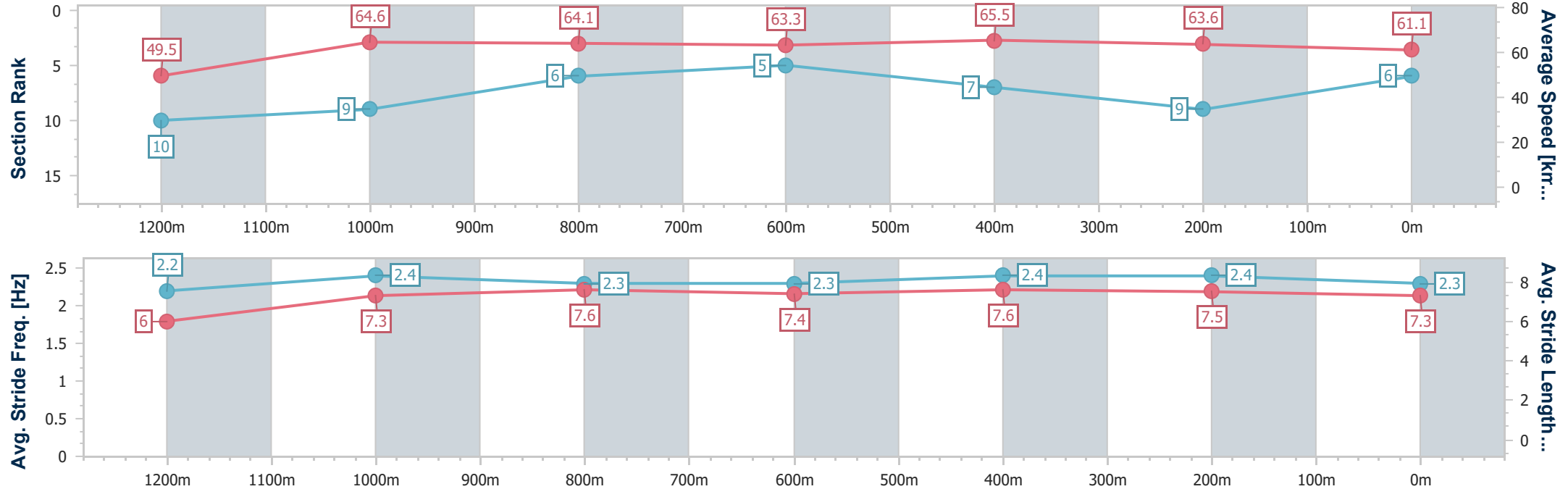


Rockhampton QLD Professional
Race 7: BENTLEYS 2025 THE FITZROY OPEN - 1300m
04 May 2025 - 15:30



Track Rating: Soft 5, Weather: Windy, Rail Position: +0.5m Entire

Section	Overall	1200m	1000m	800m	600m	400m	200m						
Section Times	1:15.41 [6] (0:07.30)	1:08.11 [10] (0:11.11)	0:57.00 [9] (0:11.21)	0:45.79 [6] (0:11.56)	0:34.23 [5] (0:11.02)	0:23.21 [7] (0:11.32)	0:11.89 [9] (0:11.89)						
Average Speed [km/h]	49.5	64.6	64.1	63.3	65.5	63.6	61.1						
Top Speed [km/h]	61.5	66.5	65.7	64.5	66.7	66.2	61.6						
Avg. Dist. to Rail [m]	2.5	0.7	0.6	2.1	3.7	5.5	6.9						
Avg. Stride Freq. [Hz]	2.2	2.4	2.3	2.3	2.4	2.4	2.3						
Avg. Stride Length [m]	6.0	7.3	7.6	7.4	7.6	7.5	7.3						





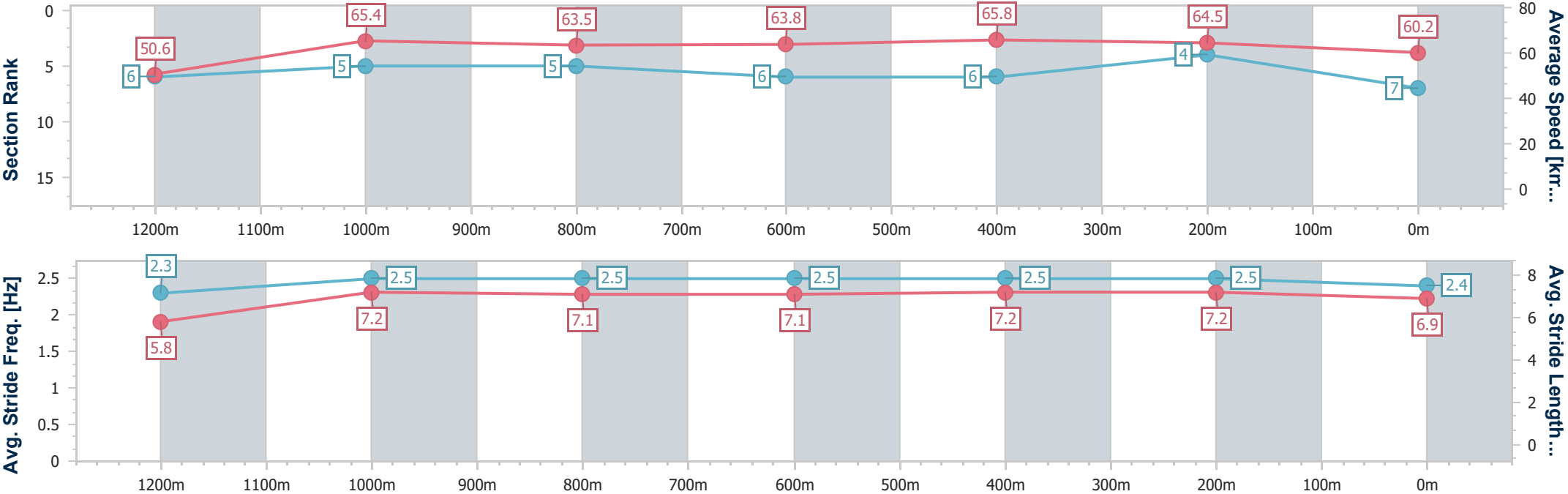
Horse/Jockey Name	Our Magnus
Final Rank	7
Fastest Section Time (Section)	0:07.15 (Overall)
Top Speed [km/h] (Section)	66.6 (1200m)
Race State	Finished



Rockhampton QLD Professional
Race 7: BENTLEYS 2025 THE FITZROY OPEN - 1300m
04 May 2025 - 15:30
Track Rating: Soft 5, Weather: Windy, Rail Position: +0.5m Entire



Section	Overall	1200m	1000m	800m	600m	400m	200m						
Section Times	1:15.41 [7] (0:07.15)	1:08.26 [6] (0:11.06)	0:57.20 [5] (0:11.36)	0:45.84 [5] (0:11.65)	0:34.19 [6] (0:10.96)	0:23.23 [6] (0:11.17)	0:12.06 [4] (0:12.06)						
Average Speed [km/h]	50.6	65.4	63.5	63.8	65.8	64.5	60.2						
Top Speed [km/h]	62.9	66.6	65.8	65.2	66.6	66.3	63.2						
Avg. Dist. to Rail [m]	8.7	2.4	1.0	3.8	5.9	9.4	10.3						
Avg. Stride Freq. [Hz]	2.3	2.5	2.5	2.5	2.5	2.5	2.4						
Avg. Stride Length [m]	5.8	7.2	7.1	7.1	7.2	7.2	6.9						





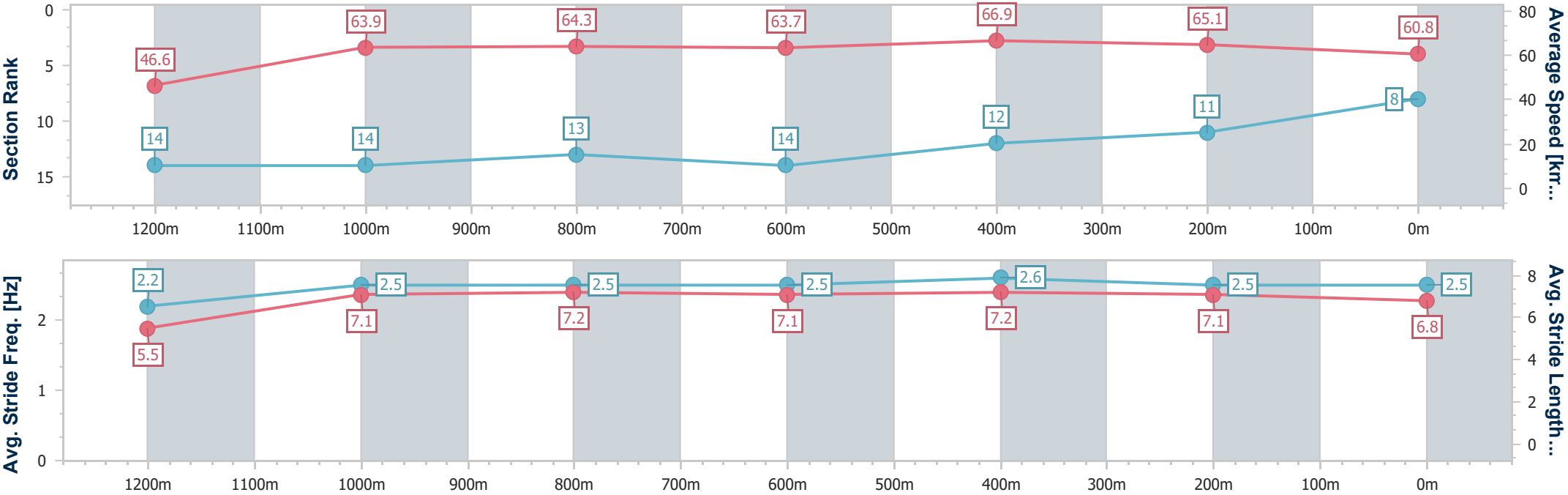
Horse/Jockey Name	Deep Blast
Final Rank	8
Fastest Section Time (Section)	0:07.79 (Overall)
Top Speed [km/h] (Section)	68.3 (600m)
Race State	Finished



Rockhampton QLD Professional
Race 7: BENTLEYS 2025 THE FITZROY OPEN - 1300m
04 May 2025 - 15:30
Track Rating: Soft 5, Weather: Windy, Rail Position: +0.5m Entire



Section	Overall	1200m	1000m	800m	600m	400m	200m						
Section Times	1:15.54 [8] (0:07.79)	1:07.75 [14] (0:11.31)	0:56.44 [14] (0:11.17)	0:45.27 [13] (0:11.49)	0:33.78 [14] (0:10.78)	0:23.00 [12] (0:11.06)	0:11.94 [11] (0:11.94)						
Average Speed [km/h]	46.6	63.9	64.3	63.7	66.9	65.1	60.8						
Top Speed [km/h]	58.4	65.1	65.2	65.1	68.3	67.1	63.2						
Avg. Dist. to Rail [m]	13.4	1.6	0.7	2.1	2.8	3.4	3.4						
Avg. Stride Freq. [Hz]	2.2	2.5	2.5	2.5	2.6	2.5	2.5						
Avg. Stride Length [m]	5.5	7.1	7.2	7.1	7.2	7.1	6.8						





Horse/Jockey Name	Media Empire
Final Rank	9
Fastest Section Time (Section)	0:07.46 (Overall)
Top Speed [km/h] (Section)	67.1 (400m)
Race State	Finished

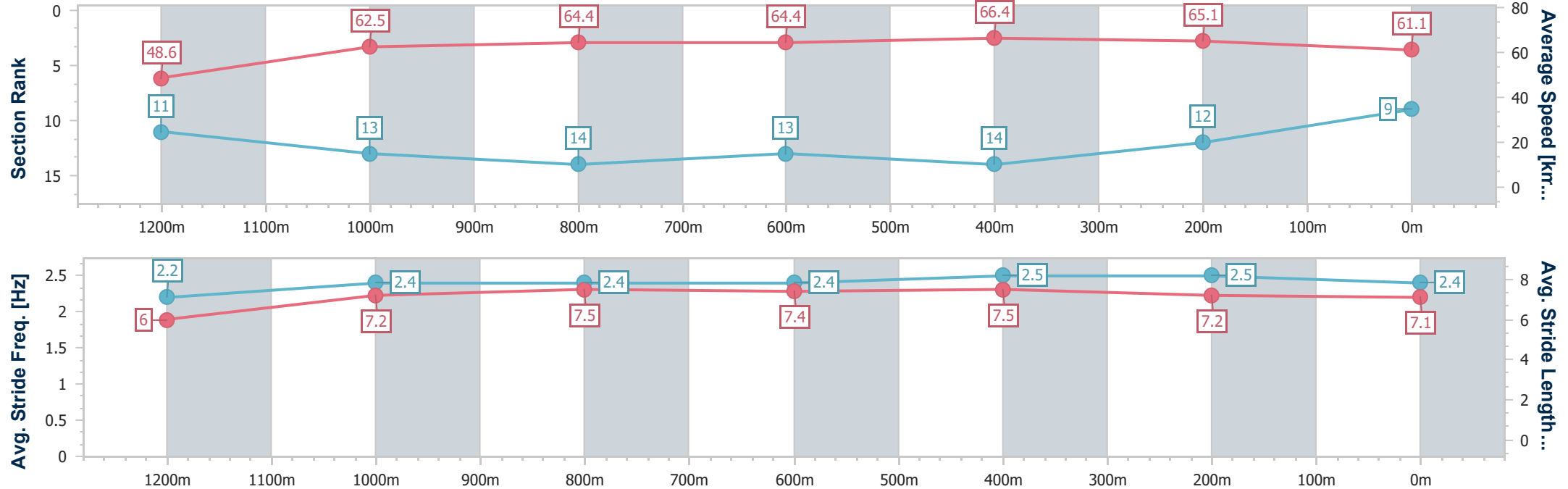


Rockhampton QLD Professional
Race 7: BENTLEYS 2025 THE FITZROY OPEN - 1300m
04 May 2025 - 15:30



Track Rating: Soft 5, Weather: Windy, Rail Position: +0.5m Entire

Section	Overall	1200m	1000m	800m	600m	400m	200m						
Section Times	1:15.55 [9] (0:07.46)	1:08.09 [11] (0:11.57)	0:56.52 [13] (0:11.25)	0:45.27 [14] (0:11.45)	0:33.82 [13] (0:10.88)	0:22.94 [14] (0:11.05)	0:11.89 [12] (0:11.89)						
Average Speed [km/h]	48.6	62.5	64.4	64.4	66.4	65.1	61.1						
Top Speed [km/h]	58.6	65.2	65.6	66.9	67.1	67.1	63.6						
Avg. Dist. to Rail [m]	13.1	2.5	1.0	3.0	5.8	7.0	10.0						
Avg. Stride Freq. [Hz]	2.2	2.4	2.4	2.4	2.5	2.5	2.4						
Avg. Stride Length [m]	6.0	7.2	7.5	7.4	7.5	7.2	7.1						





Horse/Jockey Name	Letmeletgo
Final Rank	10
Fastest Section Time (Section)	0:06.77 (Overall)
Top Speed [km/h] (Section)	66.1 (1200m)
Race State	Finished

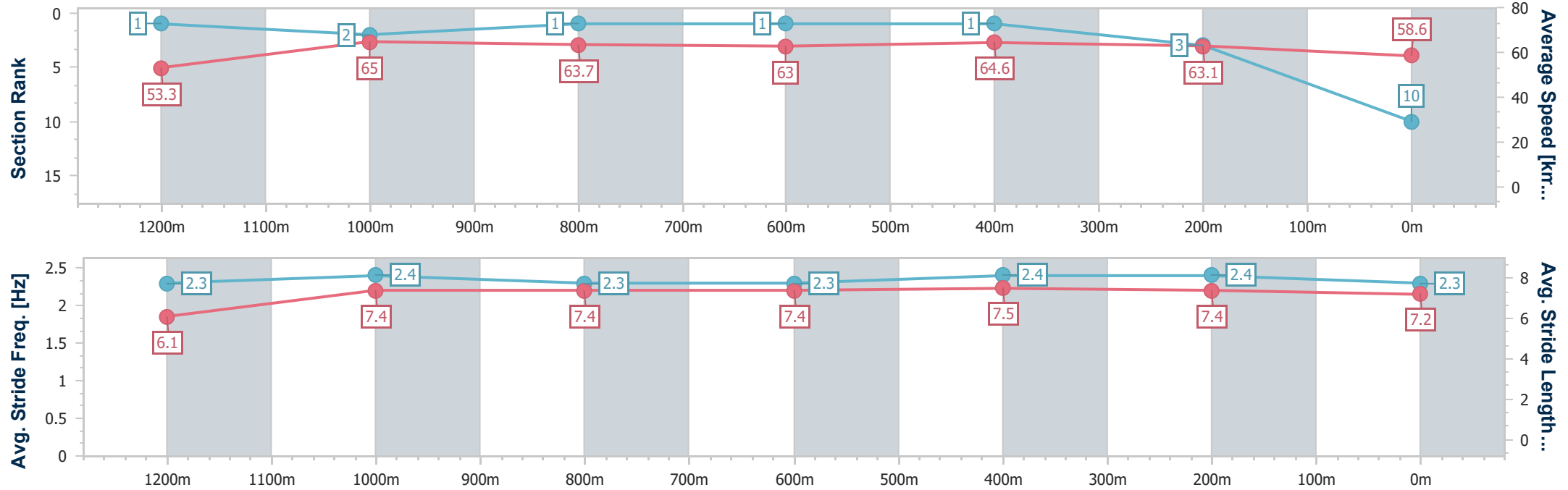


Rockhampton QLD Professional
Race 7: BENTLEYS 2025 THE FITZROY OPEN - 1300m
04 May 2025 - 15:30



Track Rating: Soft 5, Weather: Windy, Rail Position: +0.5m Entire

Section	Overall	1200m	1000m	800m	600m	400m	200m						
Section Times	1:15.59 [10] (0:06.77)	1:08.82 [1] (0:11.08)	0:57.74 [2] (0:11.29)	0:46.45 [1] (0:11.50)	0:34.95 [1] (0:11.14)	0:23.81 [1] (0:11.43)	0:12.38 [3] (0:12.38)						
Average Speed [km/h]	53.3	65.0	63.7	63.0	64.6	63.1	58.6						
Top Speed [km/h]	63.4	66.1	64.9	63.8	65.1	64.7	60.6						
Avg. Dist. to Rail [m]	7.0	0.9	0.3	1.0	2.2	2.2	3.4						
Avg. Stride Freq. [Hz]	2.3	2.4	2.3	2.3	2.4	2.4	2.3						
Avg. Stride Length [m]	6.1	7.4	7.4	7.4	7.5	7.4	7.2						





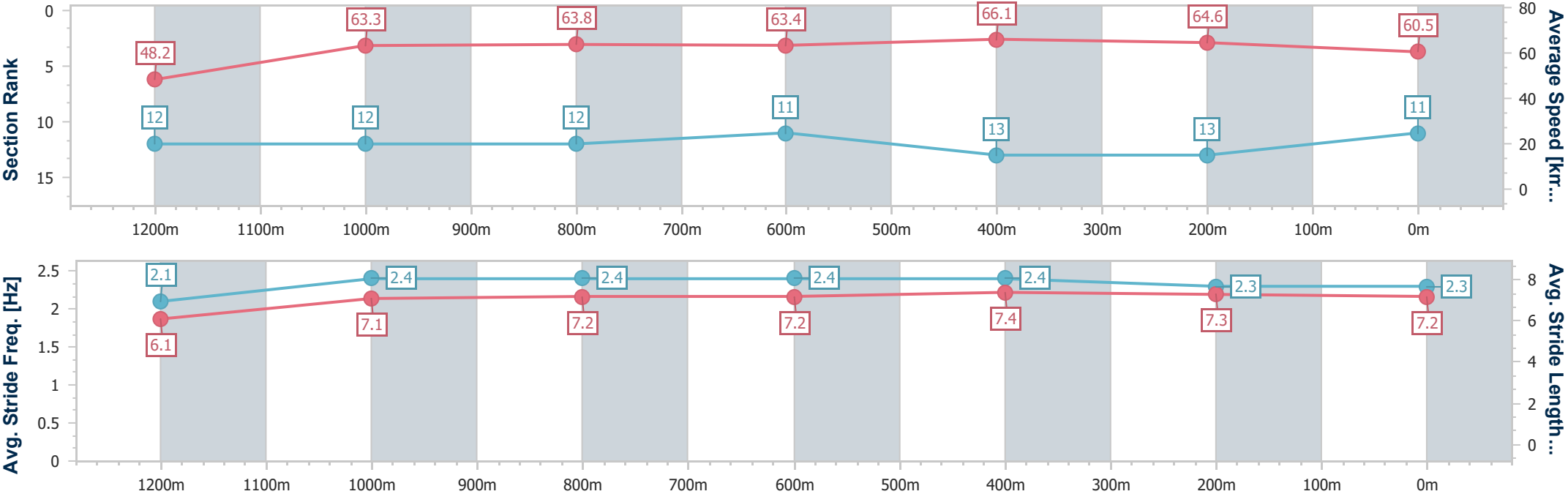
Horse/Jockey Name	Doubting Eye
Final Rank	11
Fastest Section Time (Section)	0:07.50 (Overall)
Top Speed [km/h] (Section)	67.2 (600m)
Race State	Finished



Rockhampton QLD Professional
Race 7: BENTLEYS 2025 THE FITZROY OPEN - 1300m
04 May 2025 - 15:30
Track Rating: Soft 5, Weather: Windy, Rail Position: +0.5m Entire



Section	Overall	1200m	1000m	800m	600m	400m	200m						
Section Times	1:15.70 [11] (0:07.50)	1:08.20 [12] (0:11.39)	0:56.81 [12] (0:11.26)	0:45.55 [12] (0:11.48)	0:34.07 [11] (0:10.93)	0:23.14 [13] (0:11.13)	0:12.01 [13] (0:12.01)						
Average Speed [km/h]	48.2	63.3	63.8	63.4	66.1	64.6	60.5						
Top Speed [km/h]	61.6	65.5	65.8	64.8	67.2	66.5	64.0						
Avg. Dist. to Rail [m]	5.8	0.5	0.4	1.4	2.6	2.1	1.9						
Avg. Stride Freq. [Hz]	2.1	2.4	2.4	2.4	2.4	2.3	2.3						
Avg. Stride Length [m]	6.1	7.1	7.2	7.2	7.4	7.3	7.2						





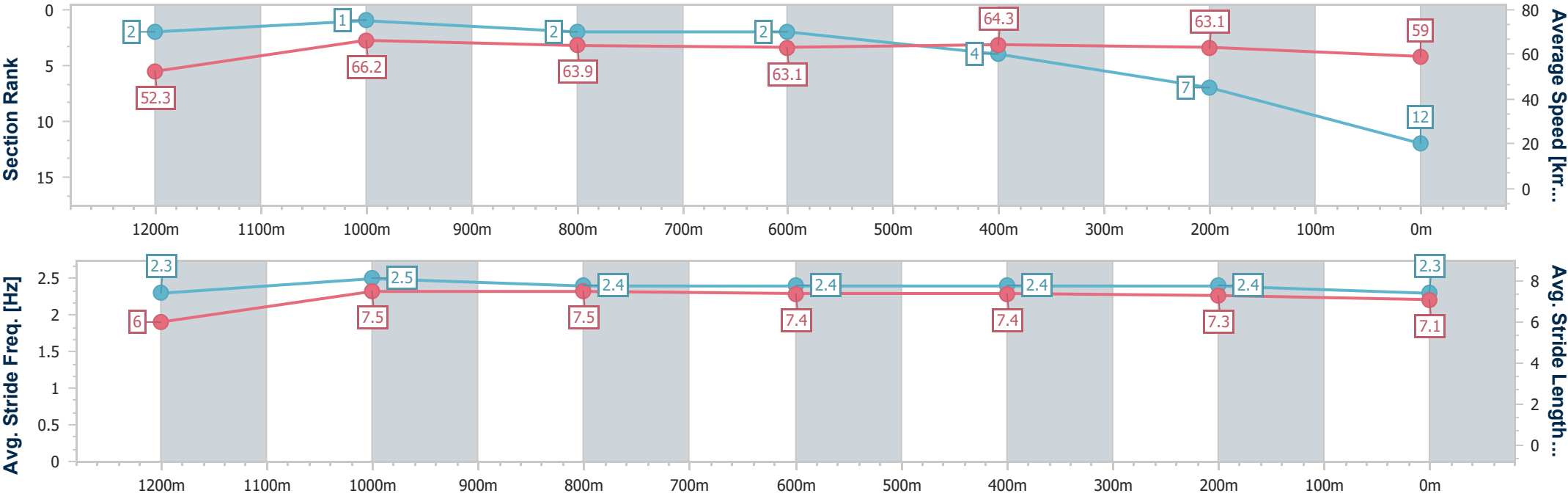
Horse/Jockey Name	Track Tale
Final Rank	12
Fastest Section Time (Section)	0:06.92 (Overall)
Top Speed [km/h] (Section)	67.5 (1200m)
Race State	Finished



Rockhampton QLD Professional
Race 7: BENTLEYS 2025 THE FITZROY OPEN - 1300m
04 May 2025 - 15:30
Track Rating: Soft 5, Weather: Windy, Rail Position: +0.5m Entire



Section	Overall	1200m	1000m	800m	600m	400m	200m						
Section Times	1:15.75 [12] (0:06.92)	1:08.83 [2] (0:10.91)	0:57.92 [1] (0:11.33)	0:46.59 [2] (0:11.66)	0:34.93 [2] (0:11.21)	0:23.72 [4] (0:11.41)	0:12.31 [7] (0:12.31)						
Average Speed [km/h]	52.3	66.2	63.9	63.1	64.3	63.1	59.0						
Top Speed [km/h]	63.6	67.5	65.0	63.6	65.2	64.7	61.4						
Avg. Dist. to Rail [m]	10.0	3.2	1.1	2.4	2.6	4.0	5.7						
Avg. Stride Freq. [Hz]	2.3	2.5	2.4	2.4	2.4	2.4	2.3						
Avg. Stride Length [m]	6.0	7.5	7.5	7.4	7.4	7.3	7.1						





Horse/Jockey Name	Hellish
Final Rank	13
Fastest Section Time (Section)	0:07.00 (Overall)
Top Speed [km/h] (Section)	67.0 (600m)
Race State	Finished

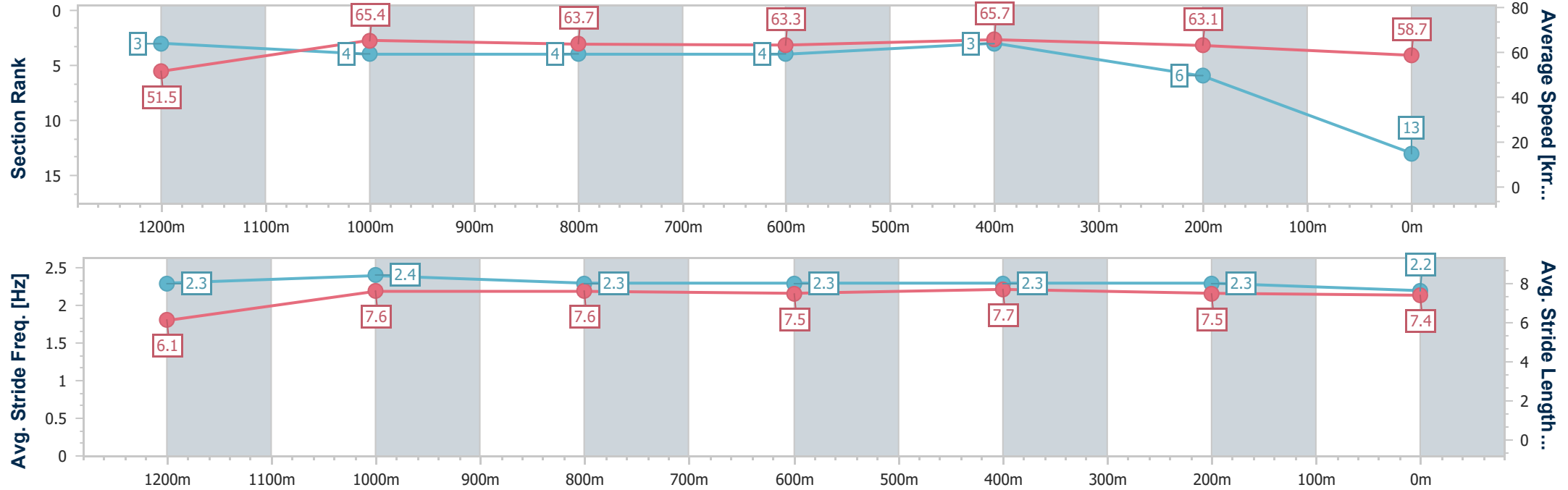


Rockhampton QLD Professional
Race 7: BENTLEYS 2025 THE FITZROY OPEN - 1300m
04 May 2025 - 15:30



Track Rating: Soft 5, Weather: Windy, Rail Position: +0.5m Entire

Section	Overall	1200m	1000m	800m	600m	400m	200m						
Section Times	1:15.81 [13] (0:07.00)	1:08.81 [3] (0:11.03)	0:57.78 [4] (0:11.36)	0:46.42 [4] (0:11.63)	0:34.79 [4] (0:10.98)	0:23.81 [3] (0:11.42)	0:12.39 [6] (0:12.39)						
Average Speed [km/h]	51.5	65.4	63.7	63.3	65.7	63.1	58.7						
Top Speed [km/h]	62.4	66.5	65.2	64.2	67.0	66.4	60.0						
Avg. Dist. to Rail [m]	4.4	0.7	0.9	2.8	4.7	5.3	7.0						
Avg. Stride Freq. [Hz]	2.3	2.4	2.3	2.3	2.3	2.3	2.2						
Avg. Stride Length [m]	6.1	7.6	7.6	7.5	7.7	7.5	7.4						





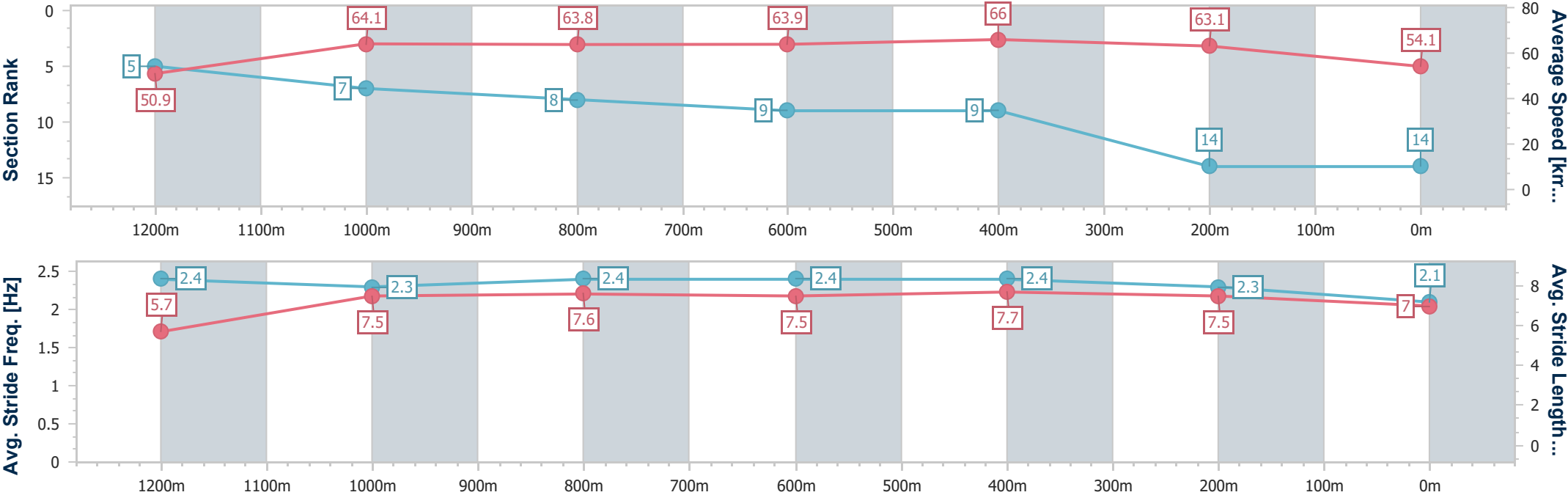
Horse/Jockey Name	Kathy's Beau
Final Rank	14
Fastest Section Time (Section)	0:07.11 (Overall)
Top Speed [km/h] (Section)	66.8 (600m)
Race State	Finished



Rockhampton QLD Professional
Race 7: BENTLEYS 2025 THE FITZROY OPEN - 1300m
04 May 2025 - 15:30
Track Rating: Soft 5, Weather: Windy, Rail Position: +0.5m Entire



Section	Overall	1200m	1000m	800m	600m	400m	200m						
Section Times	1:17.22 [14] (0:07.11)	1:10.11 [5] (0:11.27)	0:58.84 [7] (0:11.40)	0:47.44 [8] (0:11.65)	0:35.79 [9] (0:10.93)	0:24.86 [9] (0:11.43)	0:13.43 [14] (0:13.43)						
Average Speed [km/h]	50.9	64.1	63.8	63.9	66.0	63.1	54.1						
Top Speed [km/h]	62.6	65.5	65.5	65.9	66.8	66.0	59.9						
Avg. Dist. to Rail [m]	9.5	3.0	2.2	3.9	6.3	8.2	8.9						
Avg. Stride Freq. [Hz]	2.4	2.3	2.4	2.4	2.4	2.3	2.1						
Avg. Stride Length [m]	5.7	7.5	7.6	7.5	7.7	7.5	7.0						





Rockhampton QLD Professional

Race 8: SHERRIN RENTALS 2025 THE ARCHER - 1300m

04 May 2025 - 16:07



Track Rating: Soft 5, Weather: Windy, Rail Position: +0.5m Entire

Section						Overall	1200m	1000m	800m	600m	400m	Last 600m		
Field Times						1:14.03 (0:06.79)	1:07.24 (0:10.58)	0:56.66 (0:10.91)	0:45.75 (0:11.87)	0:33.88 (0:11.16)	0:22.72 (0:11.28)	0:33.88		
Rank	TAB	Horse/Jockey	Barrier	Top Speed [km/h]	Fastest Section									Distance Travelled [m]
1	10	LUBRICATION	5	67.8	0:07.24	1:14.03 [1]	1:06.79 [10]	0:55.90 [9]	0:44.94 [8]	0:33.24 [7]	0:22.30 [7]	0:33.24		
		Jake Bayliss		1200m	Overall	(0:07.24)	(0:10.89)	(0:10.96)	(0:11.70)	(0:10.94)	(0:10.91)			
2	11	COMRADE ROSA	12	69.9	0:07.47	1:14.20 [2]	1:06.73 [12]	0:55.62 [12]	0:44.55 [11]	0:32.71 [12]	0:21.95 [12]	0:32.71 +1		
		Craig Williams		400m	Overall	(0:07.47)	(0:11.11)	(0:11.07)	(0:11.84)	(0:10.76)	(0:10.56)			
3	5	TRANSATLANTIC	2	68.5	0:07.09	1:14.52 [3]	1:07.43 [6]	0:56.57 [6]	0:45.56 [6]	0:33.74 [6]	0:22.89 [3]	0:33.74 +3		
		Regan Bayliss		600m	Overall	(0:07.09)	(0:10.86)	(0:11.01)	(0:11.82)	(0:10.85)	(0:10.96)			
4	6	SWISS EXILE	1	67.7	0:06.95	1:14.65 [4]	1:07.70 [4]	0:56.80 [5]	0:45.78 [5]	0:34.00 [5]	0:22.94 [6]	0:34.00 +1		
		Damien Thornton		1000m	Overall	(0:06.95)	(0:10.90)	(0:11.02)	(0:11.78)	(0:11.06)	(0:10.90)			
5	4	SANDPAPER	3	68.3	0:06.99	1:14.73 [5]	1:07.74 [5]	0:57.10 [3]	0:46.15 [3]	0:34.36 [2]	0:23.22 [2]	0:34.36 -2		
		Nash Rawiller		1200m	Overall	(0:06.99)	(0:10.64)	(0:10.95)	(0:11.79)	(0:11.14)	(0:11.19)			
6	12	COSMO CENTAURUS	10	68.8	0:07.36	1:14.74 [6]	1:07.38 [11]	0:56.21 [11]	0:45.07 [12]	0:33.27 [11]	0:22.49 [11]	0:33.27 +1		
		Chad Schofield		600m	Overall	(0:07.36)	(0:11.17)	(0:11.14)	(0:11.80)	(0:10.78)	(0:10.84)			
7	7	SPACE TRACKER	7	68.0	0:06.79	1:14.91 [7]	1:08.12 [1]	0:57.20 [4]	0:46.12 [4]	0:34.33 [4]	0:23.26 [4]	0:34.33 +1		
		Kyle Wilson-Taylor		1000m	Overall	(0:06.79)	(0:10.92)	(0:11.08)	(0:11.79)	(0:11.07)	(0:11.02)			
8	2	IT'SOURTIME	4	68.0	0:07.19	1:14.99 [8]	1:07.80 [9]	0:56.89 [8]	0:45.87 [9]	0:34.01 [8]	0:23.10 [8]	0:34.01 +7		
		Les Tilley		1200m	Overall	(0:07.19)	(0:10.91)	(0:11.02)	(0:11.86)	(0:10.91)	(0:11.02)			
9	3	RUSTIC STEEL	6	67.5	0:07.16	1:15.31 [9]	1:08.15 [8]	0:57.10 [10]	0:45.78 [10]	0:34.17 [10]	0:23.20 [10]	0:34.17 +2		
		Joshua Parr		600m	Overall	(0:07.16)	(0:11.05)	(0:11.32)	(0:11.61)	(0:10.97)	(0:11.04)			
10	9	HELL	9	69.4	0:06.79	1:15.87 [10]	1:09.08 [1]	0:58.50 [1]	0:47.59 [1]	0:35.72 [1]	0:24.56 [1]	0:35.72 +3		
		Emily Lang		1200m	Overall	(0:06.79)	(0:10.58)	(0:10.91)	(0:11.87)	(0:11.16)	(0:11.63)			

Scratched: Our Magnus (#17), Mahbaby (#15), Master Showman (#13), Lost In Transit (#14), Show Some Decorum (#16)

Report Created: Sun 4 May 2025 16:50 GMT+10 (Note: Timing is based on position data)

Page 1/16

[] Ranking at each section and finish
-:-:- No data available at this section
NA No data available

SCN Saddle cloth number
DNF Did not finish
DNT Did not track

data processed by  TRIPLESDATA



Rockhampton QLD Professional
Race 8: SHERRIN RENTALS 2025 THE ARCHER - 1300m
04 May 2025 - 16:07



Track Rating: Soft 5, Weather: Windy, Rail Position: +0.5m Entire

Section						Overall	1200m	1000m	800m	600m	400m	Last 600m	
Field Times						1:14.03 (0:06.79)	1:07.24 (0:10.58)	0:56.66 (0:10.91)	0:45.75 (0:11.87)	0:33.88 (0:11.16)	0:22.72 (0:11.28)	0:33.88	
Rank	TAB	Horse/Jockey	Barrier	Top Speed [km/h]	Fastest Section								Distance Travelled [m]
11	8	WINSTON SMURFHILL	11	69.4	0:06.87	1:16.06 [11]	1:09.19 [3]	0:58.55 [2]	0:47.55 [2]	0:35.66 [3]	0:24.39 [5]	0:35.66	+7
		Nikita Beriman		1000m	Overall	(0:06.87)	(0:10.64)	(0:11.00)	(0:11.89)	(0:11.27)	(0:11.53)		
12	1	IOWNA MERC	8	67.7	0:07.10	1:17.31 [12]	1:10.21 [7]	0:59.36 [7]	0:48.24 [7]	0:36.32 [9]	0:25.29 [9]	0:36.32	+9
		Ashley Morgan		1200m	Overall	(0:07.10)	(0:10.85)	(0:11.12)	(0:11.92)	(0:11.03)	(0:11.49)		

Scratched: Our Magnus (#17), Mahbaby (#15), Master Showman (#13), Lost In Transit (#14), Show Some Decorum (#16)



Rockhampton QLD Professional
Race 8: SHERRIN RENTALS 2025 THE ARCHER - 1300m
04 May 2025 - 16:07



Track Rating: Soft 5, Weather: Windy, Rail Position: +0.5m Entire

Section Field Times				200m 0:11.44 (0:11.44)		Last 600m 0:33.88			
Rank	TAB	Horse/Jockey	Barrier	Top Speed [km/h]	Fastest Section	Margin			Distance Travelled [m]
1	10	LUBRICATION	5	67.8	0:07.24	0:11.39 [3]	1:14.03		0:33.24
		Jake Bayliss		1200m	Overall	(0:11.39)			
2	11	COMRADE ROSA	12	69.9	0:07.47	0:11.39 [6]	0.97L		0:32.71 +1
		Craig Williams		400m	Overall	(0:11.39)			
3	5	TRANSATLANTIC	2	68.5	0:07.09	0:11.93 [1]	2.83L		0:33.74 +3
		Regan Bayliss		600m	Overall	(0:11.93)			
4	6	SWISS EXILE	1	67.7	0:06.95	0:12.04 [2]	3.61L		0:34.00 +1
		Damien Thornton		1000m	Overall	(0:12.04)			
5	4	SANDPAPER	3	68.3	0:06.99	0:12.03 [5]	4.08L		0:34.36 -2
		Nash Rawiller		1200m	Overall	(0:12.03)			
6	12	COSMO CENTAURUS	10	68.8	0:07.36	0:11.65 [9]	4.17L		0:33.27 +1
		Chad Schofield		600m	Overall	(0:11.65)			
7	7	SPACE TRACKER	7	68.0	0:06.79	0:12.24 [4]	5.18L		0:34.33 +1
		Kyle Wilson-Taylor		1000m	Overall	(0:12.24)			
8	2	IT'SOURTIME	4	68.0	0:07.19	0:12.08 [7]	5.62L		0:34.01 +7
		Les Tilley		1200m	Overall	(0:12.08)			
9	3	RUSTIC STEEL	6	67.5	0:07.16	0:12.16 [10]	7.51L		0:34.17 +2
		Joshua Parr		600m	Overall	(0:12.16)			
10	9	HELL	9	69.4	0:06.79	0:12.93 [8]	10.78L		0:35.72 +3
		Emily Lang		1200m	Overall	(0:12.93)			

Scratched: Our Magnus (#17), Mahbaby (#15), Master Showman (#13), Lost In Transit (#14), Show Some Decorum (#16)

Report Created: Sun 4 May 2025 16:50 GMT+10 (Note: Timing is based on position data)

Page 3/16

[] Ranking at each section and finish
-:-:- No data available at this section
NA No data available

SCN Saddle cloth number
DNF Did not finish
DNT Did not track

data processed by  TRIPLESDATA



Rockhampton QLD Professional
Race 8: SHERRIN RENTALS 2025 THE ARCHER - 1300m
04 May 2025 - 16:07



Track Rating: Soft 5, Weather: Windy, Rail Position: +0.5m Entire

Section						200m	Last 600m		
Field Times						0:11.44 (0:11.44)	0:33.88		
Rank	TAB	Horse/Jockey	Barrier	Top Speed [km/h]	Fastest Section	Margin		Distance Travelled [m]	
11	8	WINSTON SMURFHILL	11	69.4	0:06.87	0:12.86 [11]	11.91L	0:35.66	+7
		Nikita Beriman		1000m	Overall	(0:12.86)			
12	1	IOWNA MERC	8	67.7	0:07.10	0:13.80 [12]	19.29L	0:36.32	+9
		Ashley Morgan		1200m	Overall	(0:13.80)			

Scratched: Our Magnus (#17), Mahbaby (#15), Master Showman (#13), Lost In Transit (#14), Show Some Decorum (#16)



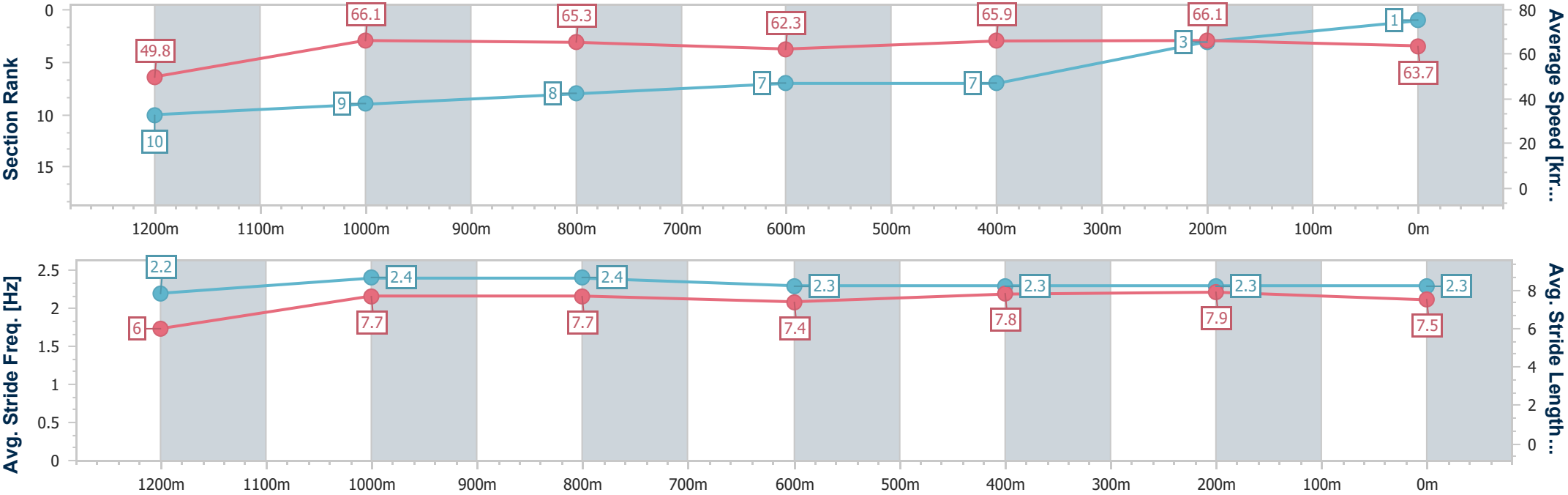
Horse/Jockey Name	Lubrication
Final Rank	1
Fastest Section Time (Section)	0:07.24 (Overall)
Top Speed [km/h] (Section)	67.8 (1200m)
Race State	Finished



Rockhampton QLD Professional
Race 8: SHERRIN RENTALS 2025 THE ARCHER - 1300m
04 May 2025 - 16:07
Track Rating: Soft 5, Weather: Windy, Rail Position: +0.5m Entire



Section	Overall	1200m	1000m	800m	600m	400m	200m						
Section Times	1:14.03 [1] (0:07.24)	1:06.79 [10] (0:10.89)	0:55.90 [9] (0:10.96)	0:44.94 [8] (0:11.70)	0:33.24 [7] (0:10.94)	0:22.30 [7] (0:10.91)	0:11.39 [3]						
Average Speed [km/h]	49.8	66.1	65.3	62.3	65.9	66.1	63.7						
Top Speed [km/h]	64.5	67.8	66.9	64.4	67.5	67.4	65.3						
Avg. Dist. to Rail [m]	4.3	0.8	1.1	1.7	4.4	6.4	7.3						
Avg. Stride Freq. [Hz]	2.2	2.4	2.4	2.3	2.3	2.3	2.3						
Avg. Stride Length [m]	6.0	7.7	7.7	7.4	7.8	7.9	7.5						





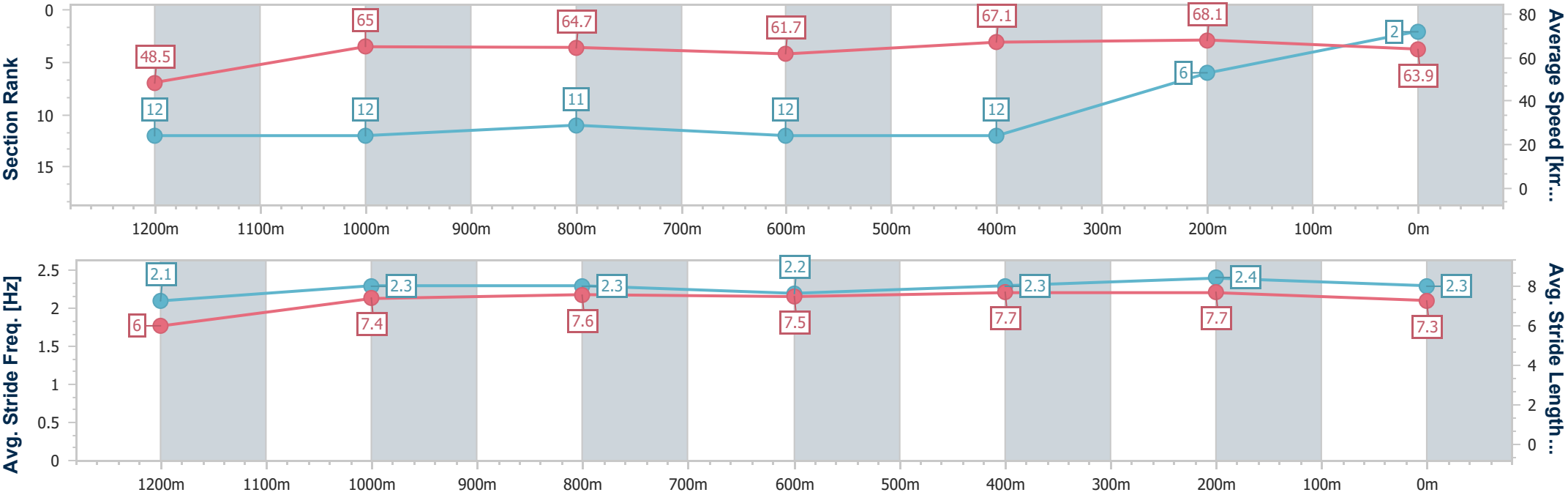
Horse/Jockey Name	Comrade Rosa
Final Rank	2
Fastest Section Time (Section)	0:07.47 (Overall)
Top Speed [km/h] (Section)	69.9 (400m)
Race State	Finished



Rockhampton QLD Professional
Race 8: SHERRIN RENTALS 2025 THE ARCHER - 1300m
04 May 2025 - 16:07
Track Rating: Soft 5, Weather: Windy, Rail Position: +0.5m Entire



Section	Overall	1200m	1000m	800m	600m	400m	200m						
Section Times	1:14.20 [2] (0:07.47)	1:06.73 [12] (0:11.11)	0:55.62 [12] (0:11.07)	0:44.55 [11] (0:11.84)	0:32.71 [12] (0:10.76)	0:21.95 [12] (0:10.56)	0:11.39 [6]						
Average Speed [km/h]	48.5	65.0	64.7	61.7	67.1	68.1	63.9						
Top Speed [km/h]	61.7	66.4	66.5	64.0	69.7	69.9	66.4						
Avg. Dist. to Rail [m]	10.7	2.1	0.8	1.8	5.5	8.1	11.6						
Avg. Stride Freq. [Hz]	2.1	2.3	2.3	2.2	2.3	2.4	2.3						
Avg. Stride Length [m]	6.0	7.4	7.6	7.5	7.7	7.7	7.3						





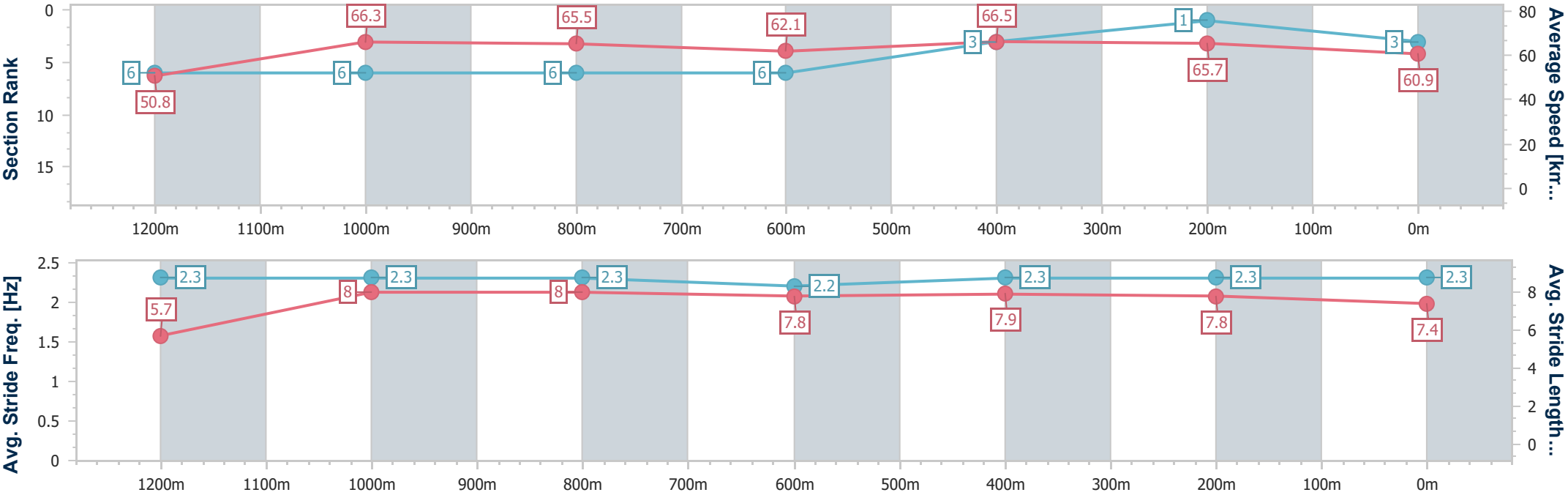
Horse/Jockey Name	Transatlantic
Final Rank	3
Fastest Section Time (Section)	0:07.09 (Overall)
Top Speed [km/h] (Section)	68.5 (600m)
Race State	Finished



Rockhampton QLD Professional
Race 8: SHERRIN RENTALS 2025 THE ARCHER - 1300m
04 May 2025 - 16:07
Track Rating: Soft 5, Weather: Windy, Rail Position: +0.5m Entire



Section	Overall	1200m	1000m	800m	600m	400m	200m						
Section Times	1:14.52 [3] (0:07.09)	1:07.43 [6] (0:10.86)	0:56.57 [6] (0:11.01)	0:45.56 [6] (0:11.82)	0:33.74 [6] (0:10.85)	0:22.89 [3] (0:10.96)	0:11.93 [1] (0:11.93)						
Average Speed [km/h]	50.8	66.3	65.5	62.1	66.5	65.7	60.9						
Top Speed [km/h]	63.4	68.2	67.6	63.3	68.5	67.5	63.3						
Avg. Dist. to Rail [m]	2.1	0.2	0.5	2.4	6.5	6.8	7.2						
Avg. Stride Freq. [Hz]	2.3	2.3	2.3	2.2	2.3	2.3	2.3						
Avg. Stride Length [m]	5.7	8.0	8.0	7.8	7.9	7.8	7.4						





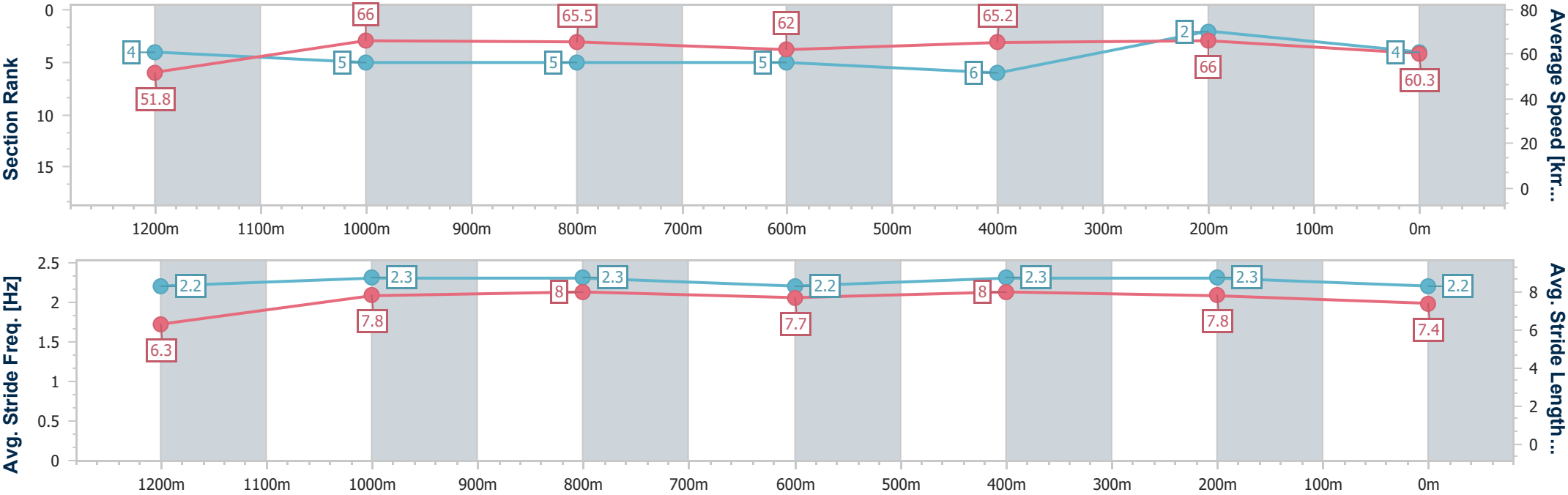
Horse/Jockey Name	Swiss Exile
Final Rank	4
Fastest Section Time (Section)	0:06.95 (Overall)
Top Speed [km/h] (Section)	67.7 (1000m)
Race State	Finished



Rockhampton QLD Professional
Race 8: SHERRIN RENTALS 2025 THE ARCHER - 1300m
04 May 2025 - 16:07
Track Rating: Soft 5, Weather: Windy, Rail Position: +0.5m Entire



Section	Overall	1200m	1000m	800m	600m	400m	200m						
Section Times	1:14.65 [4] (0:06.95)	1:07.70 [4] (0:10.90)	0:56.80 [5] (0:11.02)	0:45.78 [5] (0:11.78)	0:34.00 [5] (0:11.06)	0:22.94 [6] (0:10.90)	0:12.04 [2] (0:12.04)						
Average Speed [km/h]	51.8	66.0	65.5	62.0	65.2	66.0	60.3						
Top Speed [km/h]	64.2	67.5	67.7	63.2	67.1	67.5	64.0						
Avg. Dist. to Rail [m]	2.2	0.2	0.5	1.8	2.5	3.0	2.6						
Avg. Stride Freq. [Hz]	2.2	2.3	2.3	2.2	2.3	2.3	2.2						
Avg. Stride Length [m]	6.3	7.8	8.0	7.7	8.0	7.8	7.4						





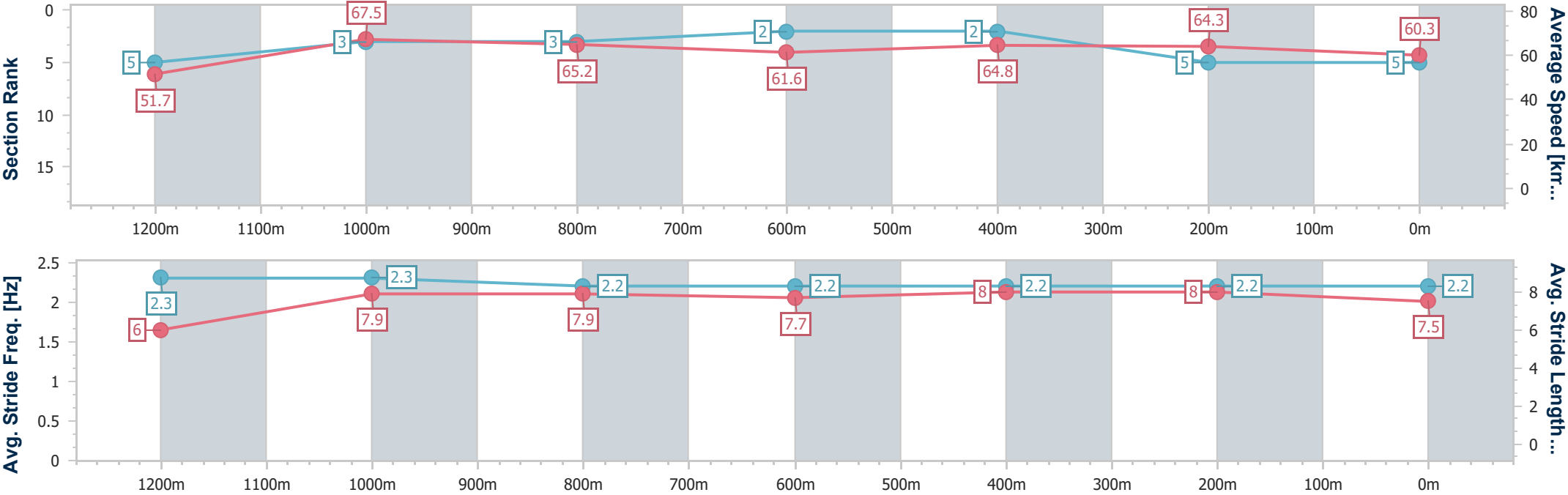
Horse/Jockey Name	Sandpaper
Final Rank	5
Fastest Section Time (Section)	0:06.99 (Overall)
Top Speed [km/h] (Section)	68.3 (1200m)
Race State	Finished



Rockhampton QLD Professional
Race 8: SHERRIN RENTALS 2025 THE ARCHER - 1300m
04 May 2025 - 16:07
Track Rating: Soft 5, Weather: Windy, Rail Position: +0.5m Entire



Section	Overall	1200m	1000m	800m	600m	400m	200m						
Section Times	1:14.73 [5] (0:06.99)	1:07.74 [5] (0:10.64)	0:57.10 [3] (0:10.95)	0:46.15 [3] (0:11.79)	0:34.36 [2] (0:11.14)	0:23.22 [2] (0:11.19)	0:12.03 [5] (0:12.03)						
Average Speed [km/h]	51.7	67.5	65.2	61.6	64.8	64.3	60.3						
Top Speed [km/h]	65.7	68.3	67.8	63.0	65.8	65.7	62.8						
Avg. Dist. to Rail [m]	3.8	1.2	1.8	1.4	3.1	2.5	3.1						
Avg. Stride Freq. [Hz]	2.3	2.3	2.2	2.2	2.2	2.2	2.2						
Avg. Stride Length [m]	6.0	7.9	7.9	7.7	8.0	8.0	7.5						





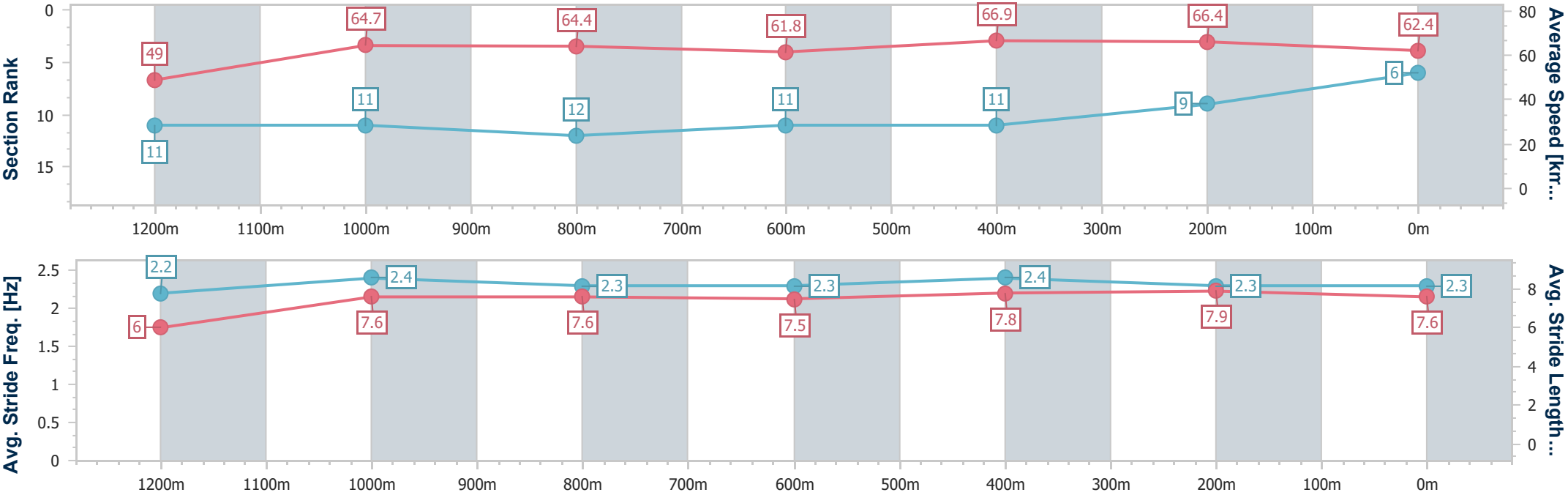
Horse/Jockey Name	Cosmo Centaurus
Final Rank	6
Fastest Section Time (Section)	0:07.36 (Overall)
Top Speed [km/h] (Section)	68.8 (600m)
Race State	Finished



Rockhampton QLD Professional
Race 8: SHERRIN RENTALS 2025 THE ARCHER - 1300m
04 May 2025 - 16:07
Track Rating: Soft 5, Weather: Windy, Rail Position: +0.5m Entire



Section	Overall	1200m	1000m	800m	600m	400m	200m						
Section Times	1:14.74 [6] (0:07.36)	1:07.38 [11] (0:11.17)	0:56.21 [11] (0:11.14)	0:45.07 [12] (0:11.80)	0:33.27 [11] (0:10.78)	0:22.49 [11] (0:10.84)	0:11.65 [9]						
Average Speed [km/h]	49.0	64.7	64.4	61.8	66.9	66.4	62.4						
Top Speed [km/h]	60.1	66.9	66.1	63.3	68.8	68.6	64.2						
Avg. Dist. to Rail [m]	9.2	1.6	0.3	1.5	3.4	3.5	2.5						
Avg. Stride Freq. [Hz]	2.2	2.4	2.3	2.3	2.4	2.3	2.3						
Avg. Stride Length [m]	6.0	7.6	7.6	7.5	7.8	7.9	7.6						





Horse/Jockey Name	Space Tracker
Final Rank	7
Fastest Section Time (Section)	0:06.79 (Overall)
Top Speed [km/h] (Section)	68.0 (1000m)
Race State	Finished



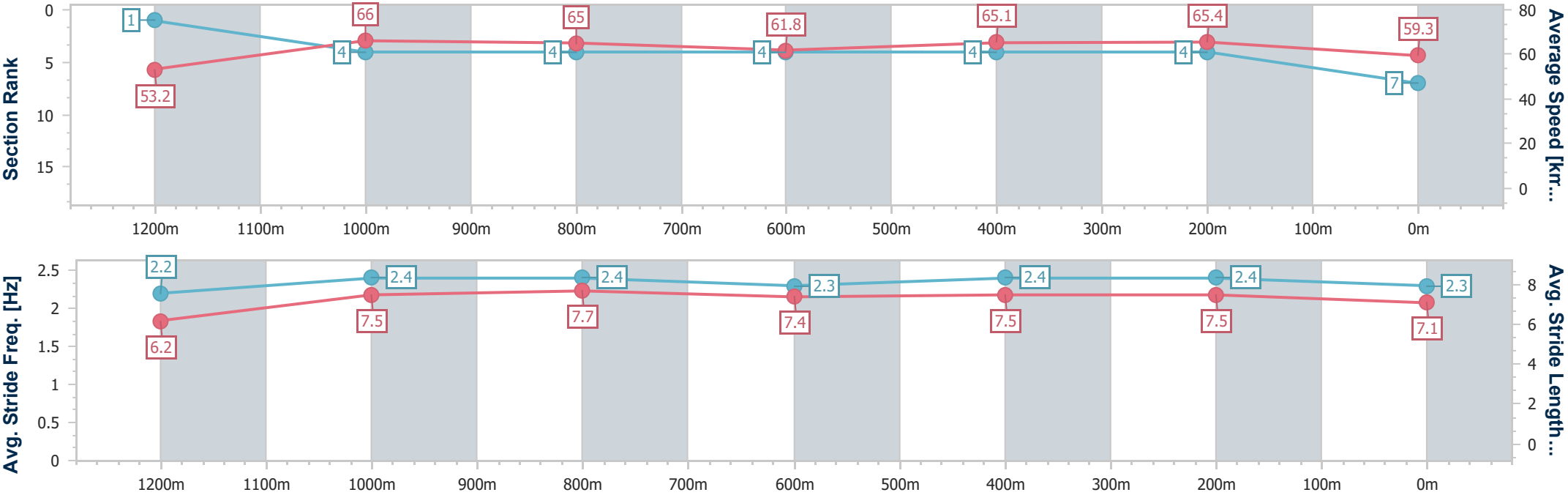
Rockhampton QLD Professional
Race 8: SHERRIN RENTALS 2025 THE ARCHER - 1300m

04 May 2025 - 16:07

Track Rating: Soft 5, Weather: Windy, Rail Position: +0.5m Entire



Section	Overall	1200m	1000m	800m	600m	400m	200m						
Section Times	1:14.91 [7] (0:06.79)	1:08.12 [1] (0:10.92)	0:57.20 [4] (0:11.08)	0:46.12 [4] (0:11.79)	0:34.33 [4] (0:11.07)	0:23.26 [4] (0:11.02)	0:12.24 [4] (0:12.24)						
Average Speed [km/h]	53.2	66.0	65.0	61.8	65.1	65.4	59.3						
Top Speed [km/h]	65.4	67.2	68.0	63.2	67.4	67.5	61.8						
Avg. Dist. to Rail [m]	6.6	2.0	0.3	1.5	4.9	5.7	4.6						
Avg. Stride Freq. [Hz]	2.2	2.4	2.4	2.3	2.4	2.4	2.3						
Avg. Stride Length [m]	6.2	7.5	7.7	7.4	7.5	7.5	7.1						





Horse/Jockey Name	It'sourtime
Final Rank	8
Fastest Section Time (Section)	0:07.19 (Overall)
Top Speed [km/h] (Section)	68.0 (1200m)
Race State	Finished



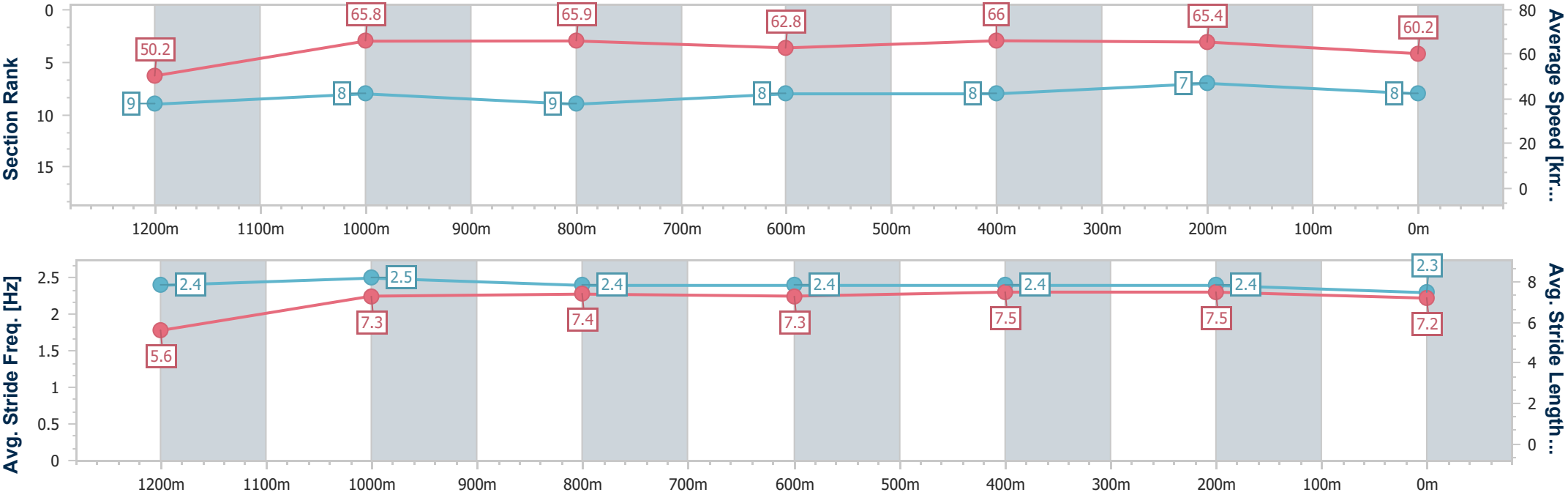
Rockhampton QLD Professional
Race 8: SHERRIN RENTALS 2025 THE ARCHER - 1300m

04 May 2025 - 16:07

Track Rating: Soft 5, Weather: Windy, Rail Position: +0.5m Entire



Section	Overall	1200m	1000m	800m	600m	400m	200m						
Section Times	1:14.99 [8] (0:07.19)	1:07.80 [9] (0:10.91)	0:56.89 [8] (0:11.02)	0:45.87 [9] (0:11.86)	0:34.01 [8] (0:10.91)	0:23.10 [8] (0:11.02)	0:12.08 [7] (0:12.08)						
Average Speed [km/h]	50.2	65.8	65.9	62.8	66.0	65.4	60.2						
Top Speed [km/h]	62.7	68.0	67.3	64.8	67.5	67.4	63.9						
Avg. Dist. to Rail [m]	3.4	0.5	1.4	4.0	6.0	9.5	9.0						
Avg. Stride Freq. [Hz]	2.4	2.5	2.4	2.4	2.4	2.4	2.3						
Avg. Stride Length [m]	5.6	7.3	7.4	7.3	7.5	7.5	7.2						





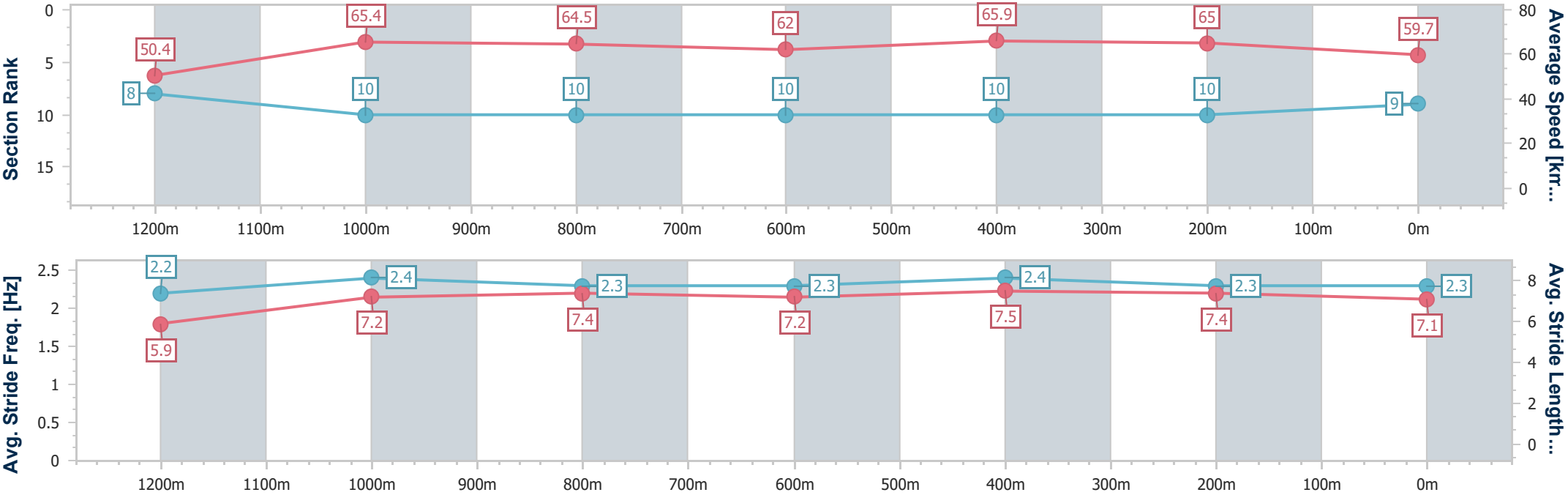
Horse/Jockey Name	Rustic Steel
Final Rank	9
Fastest Section Time (Section)	0:07.16 (Overall)
Top Speed [km/h] (Section)	67.5 (600m)
Race State	Finished



Rockhampton QLD Professional
Race 8: SHERRIN RENTALS 2025 THE ARCHER - 1300m
04 May 2025 - 16:07
Track Rating: Soft 5, Weather: Windy, Rail Position: +0.5m Entire



Section	Overall	1200m	1000m	800m	600m	400m	200m						
Section Times	1:15.31 [9] (0:07.16)	1:08.15 [8] (0:11.05)	0:57.10 [10] (0:11.32)	0:45.78 [10] (0:11.61)	0:34.17 [10] (0:10.97)	0:23.20 [10] (0:11.04)	0:12.16 [10] (0:12.16)						
Average Speed [km/h]	50.4	65.4	64.5	62.0	65.9	65.0	59.7						
Top Speed [km/h]	62.7	66.9	65.8	64.1	67.5	67.0	63.3						
Avg. Dist. to Rail [m]	6.1	3.5	3.0	0.6	4.7	7.9	9.6						
Avg. Stride Freq. [Hz]	2.2	2.4	2.3	2.3	2.4	2.3	2.3						
Avg. Stride Length [m]	5.9	7.2	7.4	7.2	7.5	7.4	7.1						





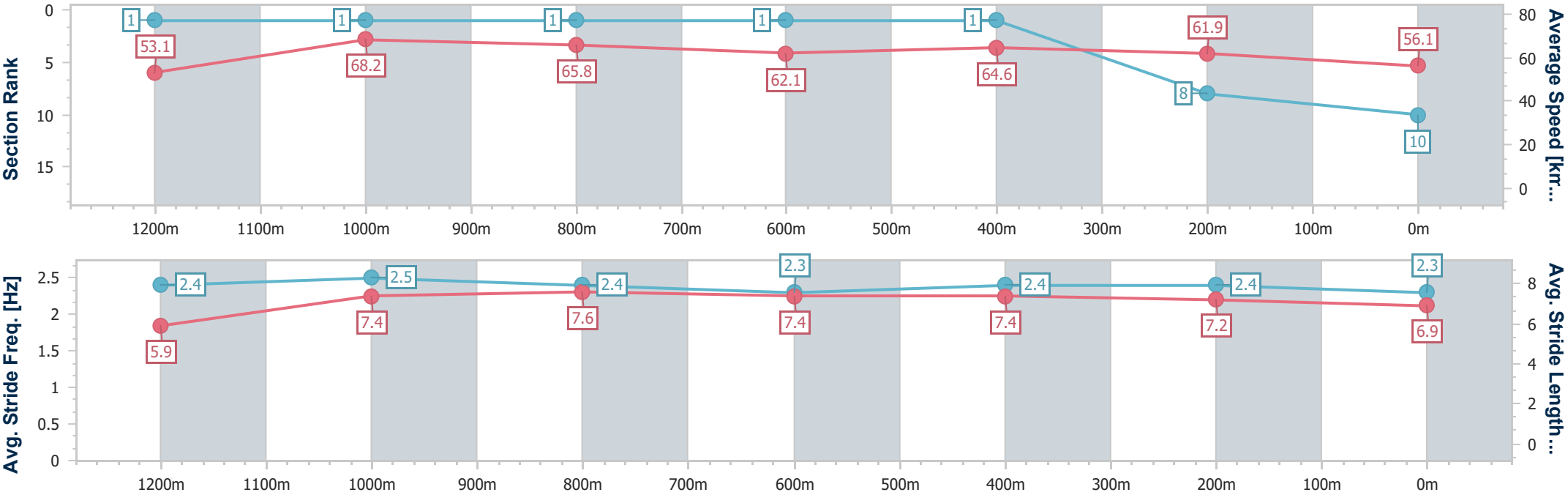
Horse/Jockey Name	Hell
Final Rank	10
Fastest Section Time (Section)	0:06.79 (Overall)
Top Speed [km/h] (Section)	69.4 (1200m)
Race State	Finished



Rockhampton QLD Professional
Race 8: SHERRIN RENTALS 2025 THE ARCHER - 1300m
04 May 2025 - 16:07
Track Rating: Soft 5, Weather: Windy, Rail Position: +0.5m Entire



Section	Overall	1200m	1000m	800m	600m	400m	200m						
Section Times	1:15.87 [10] (0:06.79)	1:09.08 [1] (0:10.58)	0:58.50 [1] (0:10.91)	0:47.59 [1] (0:11.87)	0:35.72 [1] (0:11.16)	0:24.56 [1] (0:11.63)	0:12.93 [8]						
Average Speed [km/h]	53.1	68.2	65.8	62.1	64.6	61.9	56.1						
Top Speed [km/h]	65.1	69.4	68.4	63.7	66.1	64.5	59.5						
Avg. Dist. to Rail [m]	8.5	1.4	0.8	2.9	4.8	4.5	3.9						
Avg. Stride Freq. [Hz]	2.4	2.5	2.4	2.3	2.4	2.4	2.3						
Avg. Stride Length [m]	5.9	7.4	7.6	7.4	7.4	7.2	6.9						





Horse/Jockey Name	Winston Smurfhill
Final Rank	11
Fastest Section Time (Section)	0:06.87 (Overall)
Top Speed [km/h] (Section)	69.4 (1000m)
Race State	Finished

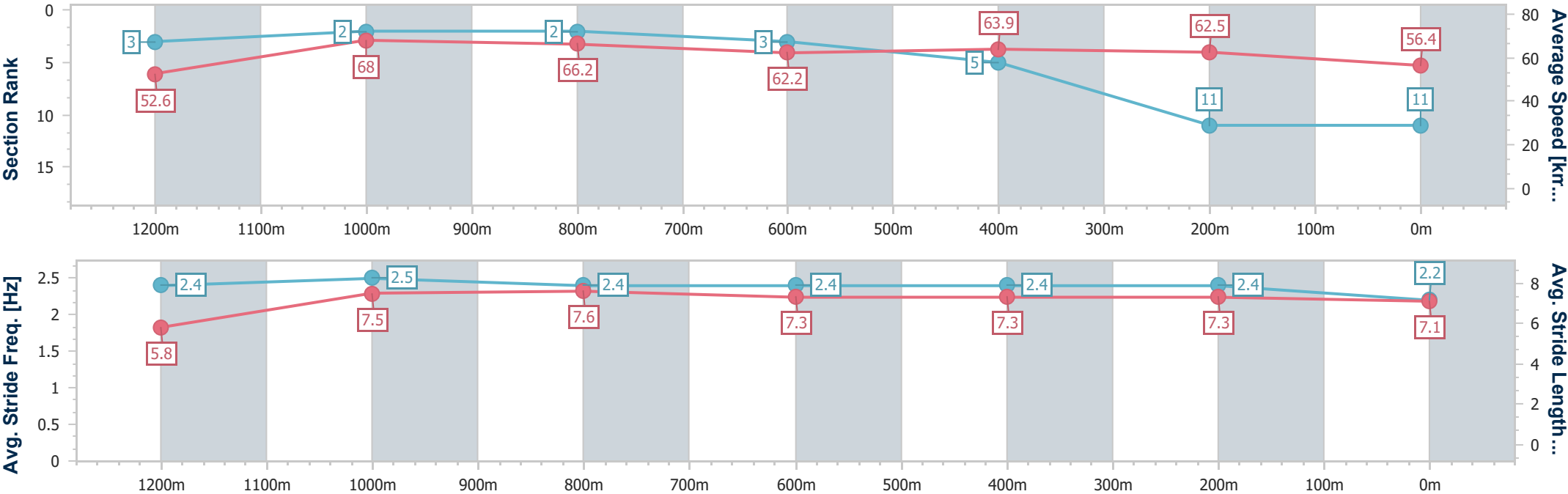


Rockhampton QLD Professional
Race 8: SHERRIN RENTALS 2025 THE ARCHER - 1300m
04 May 2025 - 16:07



Track Rating: Soft 5, Weather: Windy, Rail Position: +0.5m Entire

Section	Overall	1200m	1000m	800m	600m	400m	200m						
Section Times	1:16.06 [11] (0:06.87)	1:09.19 [3] (0:10.64)	0:58.55 [2] (0:11.00)	0:47.55 [2] (0:11.89)	0:35.66 [3] (0:11.27)	0:24.39 [5] (0:11.53)	0:12.86 [11] (0:12.86)						
Average Speed [km/h]	52.6	68.0	66.2	62.2	63.9	62.5	56.4						
Top Speed [km/h]	65.1	69.1	69.4	65.0	65.4	65.3	60.2						
Avg. Dist. to Rail [m]	10.0	3.9	2.0	3.4	4.8	4.2	4.5						
Avg. Stride Freq. [Hz]	2.4	2.5	2.4	2.4	2.4	2.4	2.2						
Avg. Stride Length [m]	5.8	7.5	7.6	7.3	7.3	7.3	7.1						





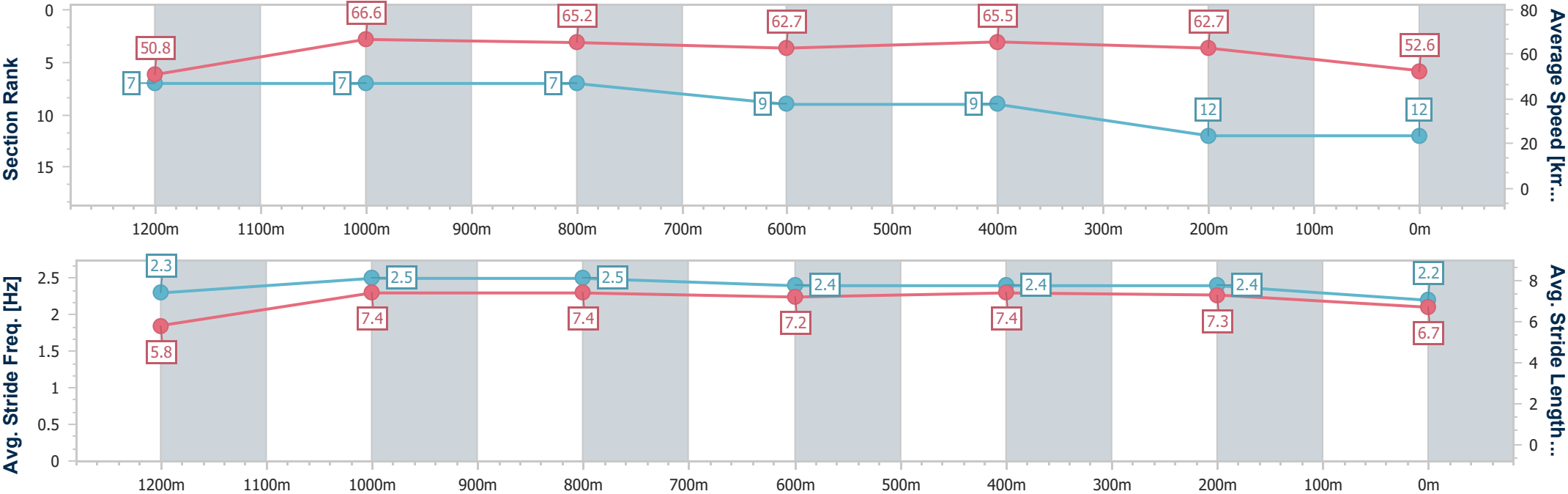
Horse/Jockey Name	Iowna Merc
Final Rank	12
Fastest Section Time (Section)	0:07.10 (Overall)
Top Speed [km/h] (Section)	67.7 (1200m)
Race State	Finished



Rockhampton QLD Professional
Race 8: SHERRIN RENTALS 2025 THE ARCHER - 1300m
04 May 2025 - 16:07
Track Rating: Soft 5, Weather: Windy, Rail Position: +0.5m Entire



Section	Overall	1200m	1000m	800m	600m	400m	200m						
Section Times	1:17.31 [12] (0:07.10)	1:10.21 [7] (0:10.85)	0:59.36 [7] (0:11.12)	0:48.24 [7] (0:11.92)	0:36.32 [9] (0:11.03)	0:25.29 [9] (0:11.49)	0:13.80 [12] (0:13.80)						
Average Speed [km/h]	50.8	66.6	65.2	62.7	65.5	62.7	52.6						
Top Speed [km/h]	63.6	67.7	66.8	64.6	66.3	64.6	59.2						
Avg. Dist. to Rail [m]	7.4	2.5	1.4	4.6	8.0	8.8	6.6						
Avg. Stride Freq. [Hz]	2.3	2.5	2.5	2.4	2.4	2.4	2.2						
Avg. Stride Length [m]	5.8	7.4	7.4	7.2	7.4	7.3	6.7						





Rockhampton QLD Professional

Race 9: CITY PRINTING WORKS BENCHMARK 58 Handicap - 1300m

04 May 2025 - 16:40



Track Rating: Soft 5, Weather: Windy, Rail Position: +0.5m Entire

Section		Overall				1200m	1000m	800m	600m	400m	Last 600m	
Field Times		1:16.89				1:10.03	0:58.44	0:46.59	0:34.31	0:22.73	0:34.31	
		(0:06.86)				(0:11.59)	(0:11.85)	(0:12.28)	(0:11.58)	(0:10.91)		
Rank	TAB	Horse/Jockey	Barrier	Top Speed [km/h]	Fastest Section							Distance Travelled [m]
1	7	ITZA MOTZA	14	67.8	0:07.20	1:16.89 [1]	1:09.69 [7]	0:58.10 [5]	0:46.17 [5]	0:33.88 [4]	0:22.70 [5]	0:33.88
		Kyle Wilson-Taylor		400m	Overall	(0:07.20)	(0:11.59)	(0:11.93)	(0:12.29)	(0:11.18)	(0:10.88)	
2	5	THE BRILL BUILDING	11	67.7	0:06.95	1:17.05 [2]	1:10.10 [2]	0:58.15 [6]	0:46.05 [6]	0:33.96 [6]	0:22.87 [4]	0:33.96 +2
		McKenzie Apel		400m	Overall	(0:06.95)	(0:11.95)	(0:12.10)	(0:12.09)	(0:11.09)	(0:10.94)	
3	6	MAGIC GAME	7	66.3	0:07.53	1:17.06 [3]	1:09.53 [8]	0:57.76 [8]	0:45.76 [8]	0:33.71 [8]	0:22.56 [7]	0:33.71 +3
		Justin Stanley		400m	Overall	(0:07.53)	(0:11.77)	(0:12.00)	(0:12.05)	(0:11.15)	(0:11.04)	
4	13	NICCONORI	9	65.0	0:07.01	1:17.07 [4]	1:10.06 [5]	0:58.62 [1]	0:46.77 [1]	0:34.49 [1]	0:22.90 [3]	0:34.49 -4
		Chris McIver		400m	Overall	(0:07.01)	(0:11.44)	(0:11.85)	(0:12.28)	(0:11.59)	(0:11.15)	
5	10	BO BO BEWARE	3	66.0	0:06.99	1:17.30 [5]	1:10.31 [4]	0:58.67 [3]	0:46.79 [3]	0:34.60 [2]	0:23.14 [1]	0:34.60 +1
		Brooke Johnson		200m	Overall	(0:06.99)	(0:11.64)	(0:11.88)	(0:12.19)	(0:11.46)	(0:11.34)	
6	8	NORTHUMBRIA	1	65.7	0:06.86	1:17.41 [6]	1:10.55 [1]	0:58.91 [2]	0:46.91 [2]	0:34.69 [3]	0:23.25 [1]	0:34.69 -1
		Warwick Satherley		400m	Overall	(0:06.86)	(0:11.64)	(0:12.00)	(0:12.22)	(0:11.44)	(0:11.14)	
7	3	JUST BINGO	6	64.5	0:06.96	1:17.93 [7]	1:10.97 [3]	0:59.22 [4]	0:47.27 [4]	0:34.89 [5]	0:23.51 [6]	0:34.89 +6
		Georgina Cartwright		600m	Overall	(0:06.96)	(0:11.75)	(0:11.95)	(0:12.38)	(0:11.38)	(0:11.45)	
8	12	ALPHA JANE	8	64.0	0:07.19	1:18.18 [8]	1:10.99 [6]	0:59.07 [7]	0:47.02 [7]	0:34.97 [7]	0:23.51 [8]	0:34.97 -1
		Tiffani Brooker		600m	Overall	(0:07.19)	(0:11.92)	(0:12.05)	(0:12.05)	(0:11.46)	(0:11.41)	

Scratched: Cryptic Prism (#14), Rocky Rich (#4), Get What You Give (#2), Street God (#11), Victory's Ghost (#9), Celestial Harbour (#1)



Rockhampton QLD Professional

Race 9: CITY PRINTING WORKS BENCHMARK 58 Handicap - 1300m

04 May 2025 - 16:40



Track Rating: Soft 5, Weather: Windy, Rail Position: +0.5m Entire

Section		Field Times		200m		Last 600m			
				0:11.82		0:34.31			
				(0:11.82)					
Rank	TAB	Horse/Jockey	Barrier	Top Speed [km/h]	Fastest Section	Margin			Distance Travelled [m]
1	7	ITZA MOTZA	14	67.8	0:07.20	0:11.82 [1]	1:16.89	0:33.88	
		Kyle Wilson-Taylor		400m	Overall	(0:11.82)			
2	5	THE BRILL BUILDING	11	67.7	0:06.95	0:11.93 [2]	0.93L	0:33.96	+2
		McKenzie Apel		400m	Overall	(0:11.93)			
3	6	MAGIC GAME	7	66.3	0:07.53	0:11.52 [6]	0.98L	0:33.71	+3
		Justin Stanley		400m	Overall	(0:11.52)			
4	13	NICCONORI	9	65.0	0:07.01	0:11.75 [4]	1.07L	0:34.49	-4
		Chris McIver		400m	Overall	(0:11.75)			
5	10	BO BO BEWARE	3	66.0	0:06.99	0:11.80 [5]	2.37L	0:34.60	+1
		Brooke Johnson		200m	Overall	(0:11.80)			
6	8	NORTHUMBRIA	1	65.7	0:06.86	0:12.11 [3]	3.05L	0:34.69	-1
		Warwick Satherley		400m	Overall	(0:12.11)			
7	3	JUST BINGO	6	64.5	0:06.96	0:12.06 [7]	6.1L	0:34.89	+6
		Georgina Cartwright		600m	Overall	(0:12.06)			
8	12	ALPHA JANE	8	64.0	0:07.19	0:12.10 [8]	7.59L	0:34.97	-1
		Tiffani Brooker		600m	Overall	(0:12.10)			

Scratched: Cryptic Prism (#14), Rocky Rich (#4), Get What You Give (#2), Street God (#11), Victory's Ghost (#9), Celestial Harbour (#1)



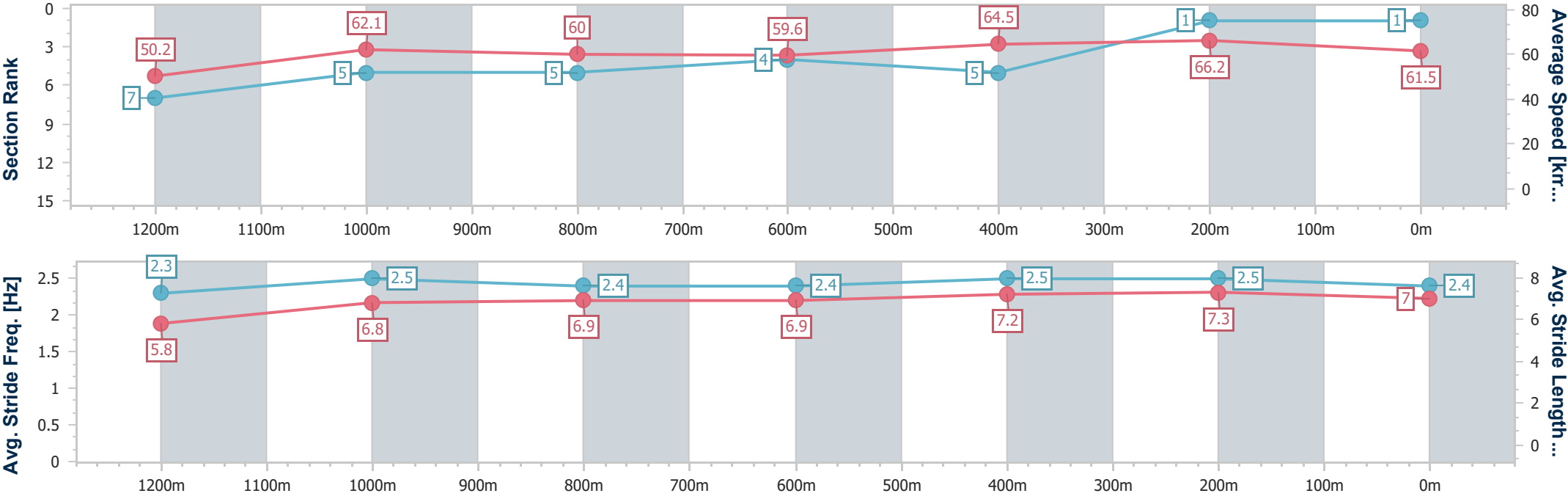
Horse/Jockey Name	Itza Motza
Final Rank	1
Fastest Section Time (Section)	0:07.20 (Overall)
Top Speed [km/h] (Section)	67.8 (400m)
Race State	Finished



Rockhampton QLD Professional
Race 9: CITY PRINTING WORKS BENCHMARK 58 Handicap -
1300m
04 May 2025 - 16:40
Track Rating: Soft 5, Weather: Windy, Rail Position: +0.5m Entire



Section	Overall	1200m	1000m	800m	600m	400m	200m						
Section Times	1:16.89 [1] (0:07.20)	1:09.69 [7] (0:11.59)	0:58.10 [5] (0:11.93)	0:46.17 [5] (0:12.29)	0:33.88 [4] (0:11.18)	0:22.70 [5] (0:10.88)	0:11.82 [1] (0:11.82)						
Average Speed [km/h]	50.2	62.1	60.0	59.6	64.5	66.2	61.5						
Top Speed [km/h]	57.5	63.9	61.7	60.7	67.5	67.8	64.1						
Avg. Dist. to Rail [m]	8.7	0.8	1.1	2.2	4.7	7.5	8.9						
Avg. Stride Freq. [Hz]	2.3	2.5	2.4	2.4	2.5	2.5	2.4						
Avg. Stride Length [m]	5.8	6.8	6.9	6.9	7.2	7.3	7.0						





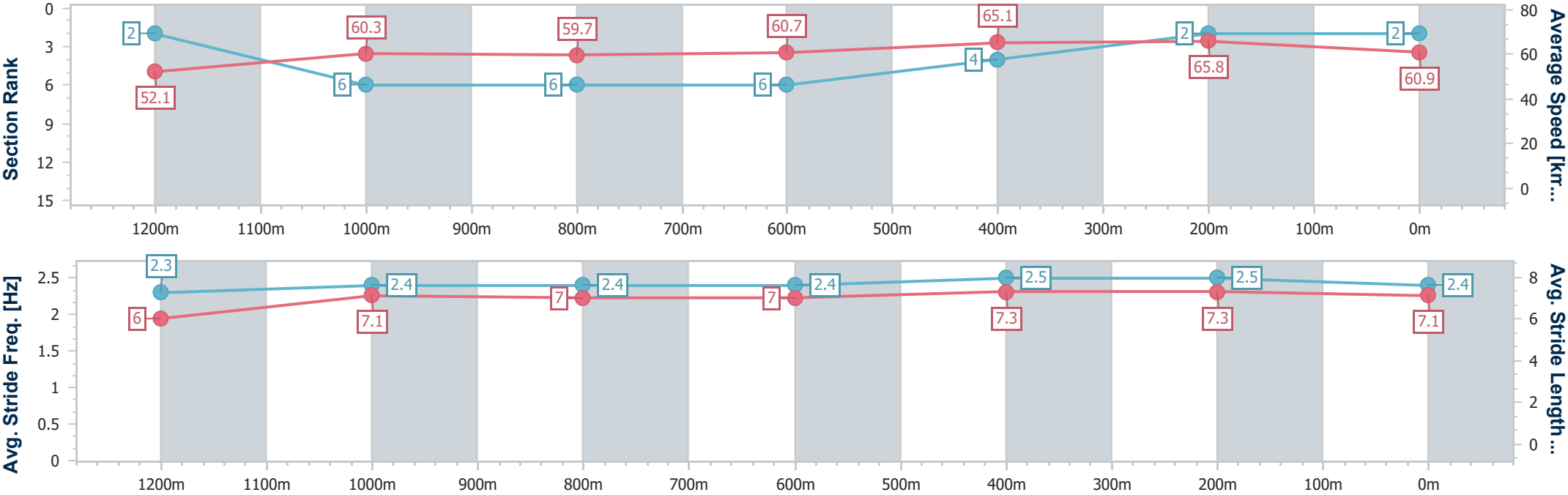
Horse/Jockey Name	The Brill Building
Final Rank	2
Fastest Section Time (Section)	0:06.95 (Overall)
Top Speed [km/h] (Section)	67.7 (400m)
Race State	Finished



Rockhampton QLD Professional
Race 9: CITY PRINTING WORKS BENCHMARK 58 Handicap - 1300m
04 May 2025 - 16:40
Track Rating: Soft 5, Weather: Windy, Rail Position: +0.5m Entire



Section	Overall	1200m	1000m	800m	600m	400m	200m						
Section Times	1:17.05 [2] (0:06.95)	1:10.10 [2] (0:11.95)	0:58.15 [6] (0:12.10)	0:46.05 [6] (0:12.09)	0:33.96 [6] (0:11.09)	0:22.87 [4] (0:10.94)	0:11.93 [2] (0:11.93)						
Average Speed [km/h]	52.1	60.3	59.7	60.7	65.1	65.8	60.9						
Top Speed [km/h]	57.5	61.9	61.7	62.0	67.6	67.7	63.6						
Avg. Dist. to Rail [m]	7.2	2.0	0.5	2.3	6.3	9.3	11.6						
Avg. Stride Freq. [Hz]	2.3	2.4	2.4	2.4	2.5	2.5	2.4						
Avg. Stride Length [m]	6.0	7.1	7.0	7.0	7.3	7.3	7.1						





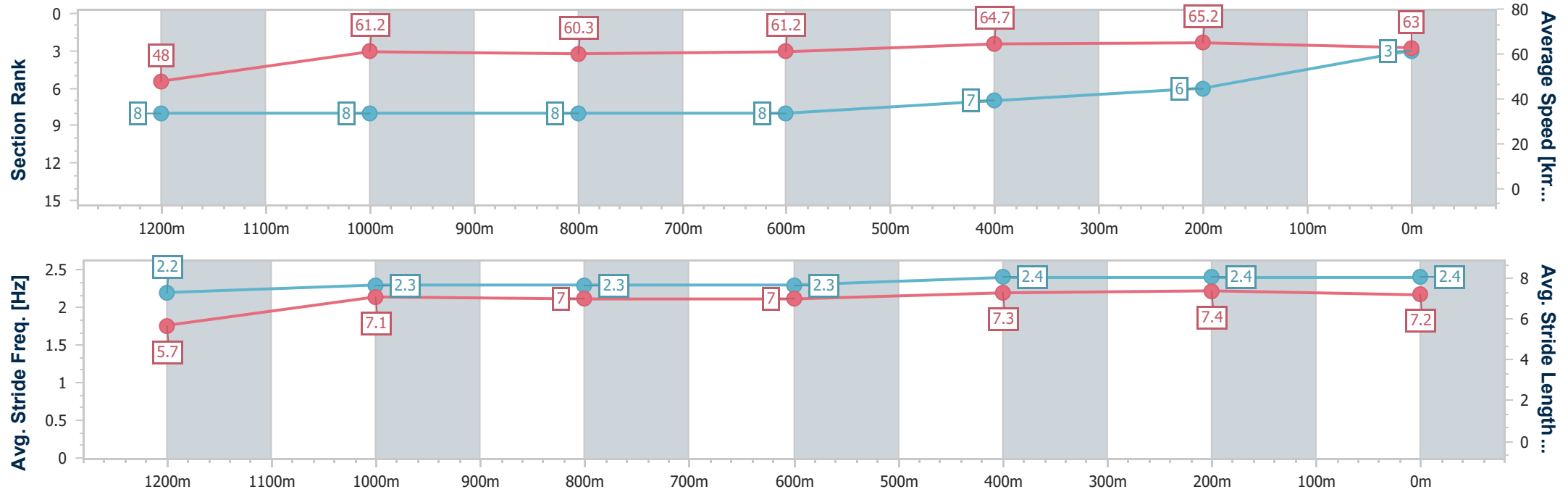
Horse/Jockey Name	Magic Game
Final Rank	3
Fastest Section Time (Section)	0:07.53 (Overall)
Top Speed [km/h] (Section)	66.3 (400m)
Race State	Finished



Rockhampton QLD Professional
Race 9: CITY PRINTING WORKS BENCHMARK 58 Handicap - 1300m
04 May 2025 - 16:40
Track Rating: Soft 5, Weather: Windy, Rail Position: +0.5m Entire



Section	Overall	1200m	1000m	800m	600m	400m	200m						
Section Times	1:17.06 [3] (0:07.53)	1:09.53 [8] (0:11.77)	0:57.76 [8] (0:12.00)	0:45.76 [8] (0:12.05)	0:33.71 [8] (0:11.15)	0:22.56 [7] (0:11.04)	0:11.52 [6] (0:11.52)						
Average Speed [km/h]	48.0	61.2	60.3	61.2	64.7	65.2	63.0						
Top Speed [km/h]	57.7	62.5	62.1	63.1	66.2	66.3	63.9						
Avg. Dist. to Rail [m]	4.6	0.4	0.9	2.7	4.8	7.1	8.5						
Avg. Stride Freq. [Hz]	2.2	2.3	2.3	2.3	2.4	2.4	2.4						
Avg. Stride Length [m]	5.7	7.1	7.0	7.0	7.3	7.4	7.2						





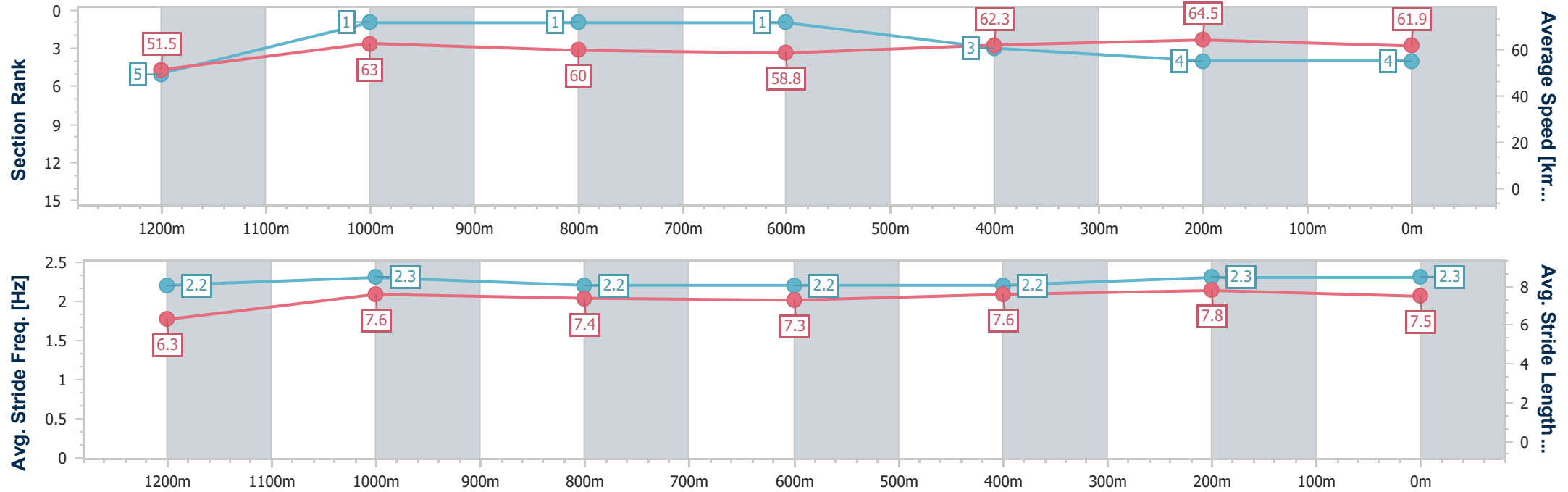
Horse/Jockey Name	Nicconori
Final Rank	4
Fastest Section Time (Section)	0:07.01 (Overall)
Top Speed [km/h] (Section)	65.0 (400m)
Race State	Finished



Rockhampton QLD Professional
Race 9: CITY PRINTING WORKS BENCHMARK 58 Handicap - 1300m
04 May 2025 - 16:40
Track Rating: Soft 5, Weather: Windy, Rail Position: +0.5m Entire



Section	Overall	1200m	1000m	800m	600m	400m	200m						
Section Times	1:17.07 [4] (0:07.01)	1:10.06 [5] (0:11.44)	0:58.62 [1] (0:11.85)	0:46.77 [1] (0:12.28)	0:34.49 [1] (0:11.59)	0:22.90 [3] (0:11.15)	0:11.75 [4] (0:11.75)						
Average Speed [km/h]	51.5	63.0	60.0	58.8	62.3	64.5	61.9						
Top Speed [km/h]	60.2	64.0	62.9	60.1	63.6	65.0	64.1						
Avg. Dist. to Rail [m]	5.2	0.8	1.7	1.3	2.5	2.5	2.4						
Avg. Stride Freq. [Hz]	2.2	2.3	2.2	2.2	2.2	2.3	2.3						
Avg. Stride Length [m]	6.3	7.6	7.4	7.3	7.6	7.8	7.5						





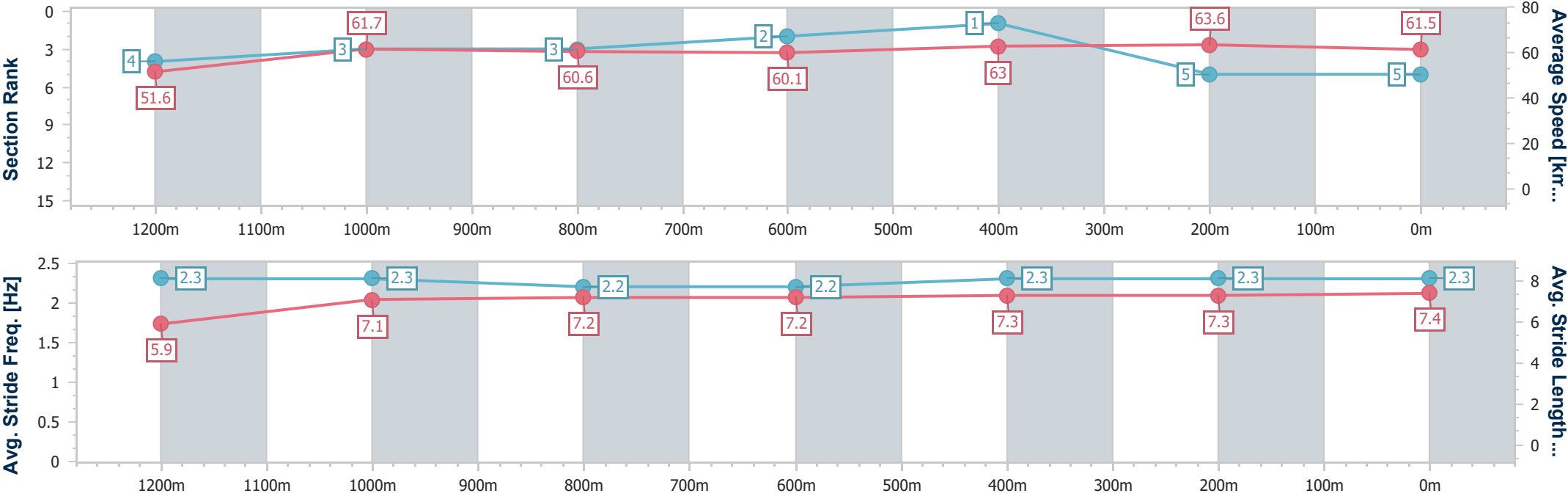
Horse/Jockey Name	Bo Bo Beware
Final Rank	5
Fastest Section Time (Section)	0:06.99 (Overall)
Top Speed [km/h] (Section)	66.0 (200m)
Race State	Finished



Rockhampton QLD Professional
Race 9: CITY PRINTING WORKS BENCHMARK 58 Handicap - 1300m
04 May 2025 - 16:40
Track Rating: Soft 5, Weather: Windy, Rail Position: +0.5m Entire



Section	Overall	1200m	1000m	800m	600m	400m	200m						
Section Times	1:17.30 [5] (0:06.99)	1:10.31 [4] (0:11.64)	0:58.67 [3] (0:11.88)	0:46.79 [3] (0:12.19)	0:34.60 [2] (0:11.46)	0:23.14 [1] (0:11.34)	0:11.80 [5] (0:11.80)						
Average Speed [km/h]	51.6	61.7	60.6	60.1	63.0	63.6	61.5						
Top Speed [km/h]	60.8	62.6	61.3	60.7	64.3	64.3	66.0						
Avg. Dist. to Rail [m]	2.1	0.4	0.3	2.2	4.7	6.2	6.5						
Avg. Stride Freq. [Hz]	2.3	2.3	2.2	2.2	2.3	2.3	2.3						
Avg. Stride Length [m]	5.9	7.1	7.2	7.2	7.3	7.3	7.4						





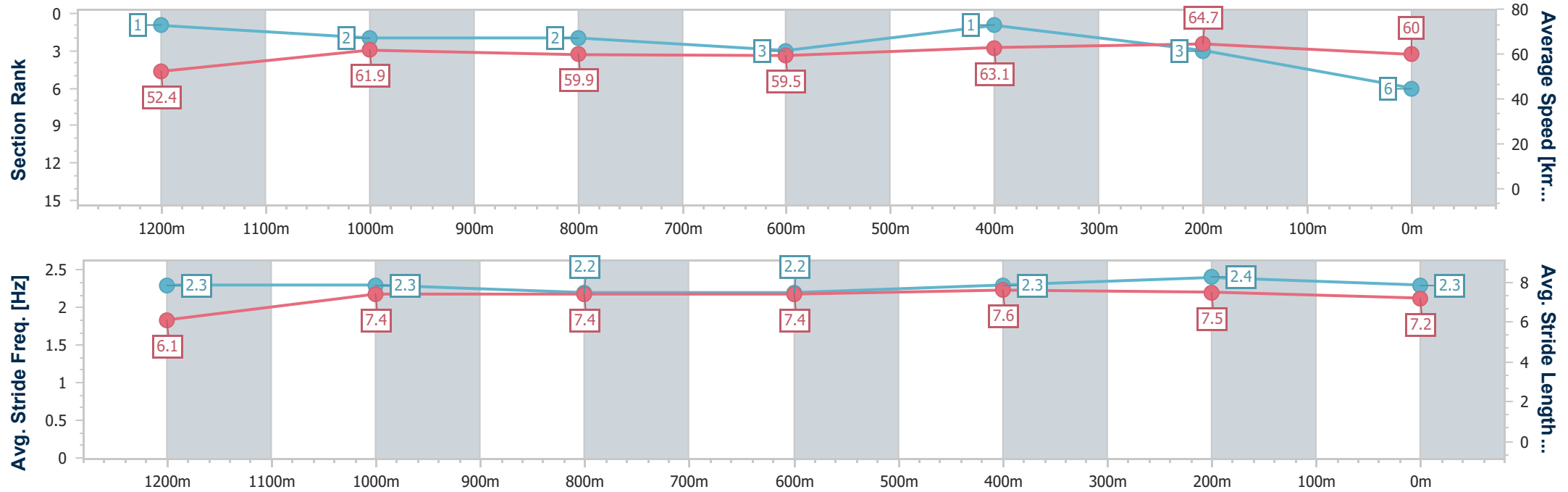
Horse/Jockey Name	Northumbria
Final Rank	6
Fastest Section Time (Section)	0:06.86 (Overall)
Top Speed [km/h] (Section)	65.7 (400m)
Race State	Finished



Rockhampton QLD Professional
Race 9: CITY PRINTING WORKS BENCHMARK 58 Handicap - 1300m
04 May 2025 - 16:40
Track Rating: Soft 5, Weather: Windy, Rail Position: +0.5m Entire



Section	Overall	1200m	1000m	800m	600m	400m	200m						
Section Times	1:17.41 [6] (0:06.86)	1:10.55 [1] (0:11.64)	0:58.91 [2] (0:12.00)	0:46.91 [2] (0:12.22)	0:34.69 [3] (0:11.44)	0:23.25 [1] (0:11.14)	0:12.11 [3] (0:12.11)						
Average Speed [km/h]	52.4	61.9	59.9	59.5	63.1	64.7	60.0						
Top Speed [km/h]	60.4	62.7	62.1	60.9	65.0	65.7	62.7						
Avg. Dist. to Rail [m]	1.4	0.6	0.4	1.3	2.7	3.1	3.6						
Avg. Stride Freq. [Hz]	2.3	2.3	2.2	2.2	2.3	2.4	2.3						
Avg. Stride Length [m]	6.1	7.4	7.4	7.4	7.6	7.5	7.2						





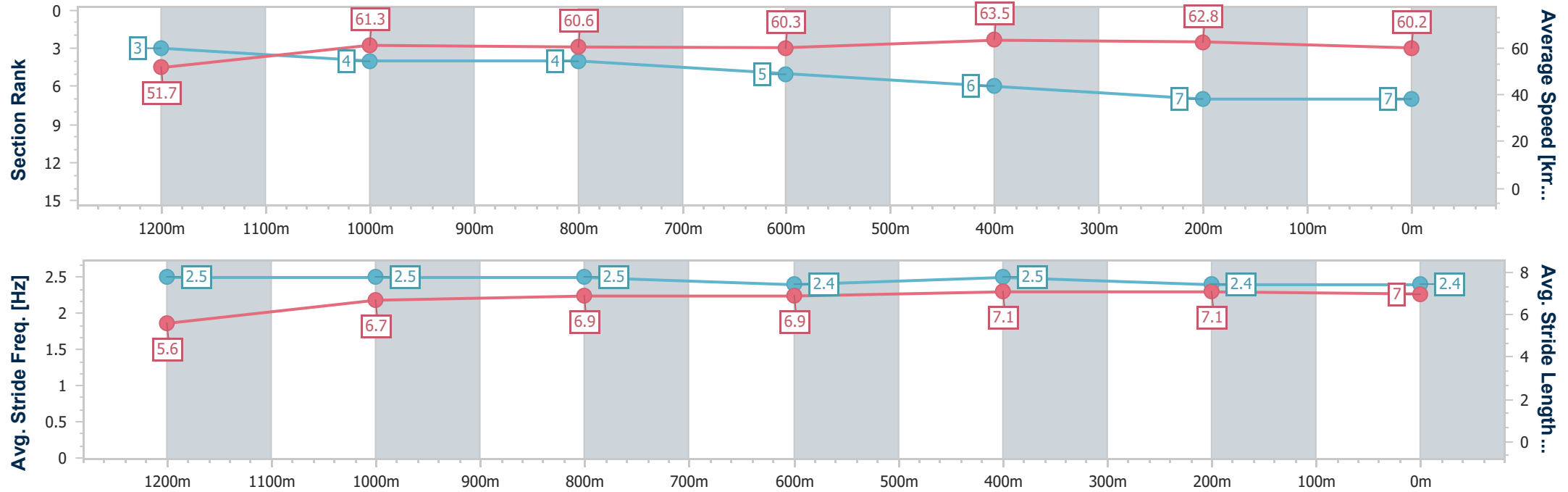
Horse/Jockey Name	Just Bingo
Final Rank	7
Fastest Section Time (Section)	0:06.96 (Overall)
Top Speed [km/h] (Section)	64.5 (600m)
Race State	Finished



Rockhampton QLD Professional
Race 9: CITY PRINTING WORKS BENCHMARK 58 Handicap -
1300m
04 May 2025 - 16:40
Track Rating: Soft 5, Weather: Windy, Rail Position: +0.5m Entire



Section	Overall	1200m	1000m	800m	600m	400m	200m						
Section Times	1:17.93 [7] (0:06.96)	1:10.97 [3] (0:11.75)	0:59.22 [4] (0:11.95)	0:47.27 [4] (0:12.38)	0:34.89 [5] (0:11.38)	0:23.51 [6] (0:11.45)	0:12.06 [7] (0:12.06)						
Average Speed [km/h]	51.7	61.3	60.6	60.3	63.5	62.8	60.2						
Top Speed [km/h]	60.3	62.7	61.8	61.6	64.5	63.8	61.9						
Avg. Dist. to Rail [m]	3.4	0.9	1.0	4.4	5.8	6.6	7.2						
Avg. Stride Freq. [Hz]	2.5	2.5	2.5	2.4	2.5	2.4	2.4						
Avg. Stride Length [m]	5.6	6.7	6.9	6.9	7.1	7.1	7.0						





Horse/Jockey Name	Alpha Jane
Final Rank	8
Fastest Section Time (Section)	0:07.19 (Overall)
Top Speed [km/h] (Section)	64.0 (600m)
Race State	Finished



Rockhampton QLD Professional
Race 9: CITY PRINTING WORKS BENCHMARK 58 Handicap - 1300m
04 May 2025 - 16:40
Track Rating: Soft 5, Weather: Windy, Rail Position: +0.5m Entire



Section	Overall	1200m	1000m	800m	600m	400m	200m						
Section Times	1:18.18 [8] (0:07.19)	1:10.99 [6] (0:11.92)	0:59.07 [7] (0:12.05)	0:47.02 [7] (0:12.05)	0:34.97 [7] (0:11.46)	0:23.51 [8] (0:11.41)	0:12.10 [8] (0:12.10)						
Average Speed [km/h]	50.2	60.3	59.6	60.5	63.0	63.1	60.0						
Top Speed [km/h]	57.7	61.7	61.2	61.6	64.0	63.7	62.3						
Avg. Dist. to Rail [m]	4.3	0.8	0.8	1.7	3.7	5.4	5.6						
Avg. Stride Freq. [Hz]	2.1	2.2	2.2	2.3	2.3	2.3	2.2						
Avg. Stride Length [m]	6.2	7.3	7.4	7.4	7.6	7.7	7.4						

