



Townsville QLD Professional
Race 1: Ladbrokes Form Genius QTIS Three-Years-Old and Four-Years-Old Handicap - 1300m
06 May 2025 - 13:25



Track Rating: Soft 5, Weather: Fine, Rail Position: +5m 1000m-W/Post; +2m Remainder

Section					Overall	1200m	1000m	800m	600m	400m	Last 600m		
Field Times					1:16.97 (0:08.54)	1:08.43 (0:11.31)	0:57.12 (0:11.33)	0:45.79 (0:11.38)	0:34.41 (0:11.49)	0:22.92 (0:11.26)	0:34.41		
Rank	TAB	Horse/Jockey	Barrier	Top Speed [km/h]	Fastest Section								Distance Travelled [m]
1	3	RECRUITER	1	67.3	0:08.54	1:16.97 [1]	1:08.43 [1]	0:57.12 [1]	0:45.79 [1]	0:34.41 [1]	0:22.92 [1]	0:34.41	
		Nathan Thomas		600m	Overall	(0:08.54)	(0:11.31)	(0:11.33)	(0:11.38)	(0:11.49)	(0:11.26)		
2	2	UPSTART LEGEND	3	68.1	0:08.85	1:17.00 [2]	1:08.15 [4]	0:56.58 [4]	0:45.11 [4]	0:33.99 [5]	0:22.66 [5]	0:33.99	+5
		Ryan Wiggins		600m	Overall	(0:08.85)	(0:11.57)	(0:11.47)	(0:11.12)	(0:11.33)	(0:11.24)		
3	1	SWEET KISSES	5	67.6	0:08.59	1:17.54 [3]	1:08.95 [2]	0:57.29 [3]	0:45.88 [3]	0:34.65 [3]	0:23.44 [2]	0:34.65	+5
		Aidan Holt		1000m	Overall	(0:08.59)	(0:11.66)	(0:11.41)	(0:11.23)	(0:11.21)	(0:11.35)		
4	4	TIME TO PROPHET	4	68.4	0:09.17	1:17.82 [4]	1:08.65 [5]	0:57.14 [5]	0:45.92 [5]	0:34.96 [2]	0:23.61 [3]	0:34.96	+4
		Jason Taylor		800m	Overall	(0:09.17)	(0:11.51)	(0:11.22)	(0:10.96)	(0:11.35)	(0:11.30)		
5	6	OUR FOLLY	2	66.6	0:08.68	1:17.92 [5]	1:09.24 [3]	0:57.77 [2]	0:46.33 [2]	0:35.01 [4]	0:23.64 [4]	0:35.01	+1
		Justin Stanley		600m	Overall	(0:08.68)	(0:11.47)	(0:11.44)	(0:11.32)	(0:11.37)	(0:11.45)		

Scratched: Foursomes (#5)



Townsville QLD Professional
Race 1: Ladbrokes Form Genius QTIS Three-Years-Old and Four-Years-Old Handicap - 1300m
06 May 2025 - 13:25



Track Rating: Soft 5, Weather: Fine, Rail Position: +5m 1000m-W/Post; +2m Remainder

Section		200m					Last 600m		
Field Times		0:11.66 (0:11.66)					0:34.41		
Rank	TAB	Horse/Jockey	Barrier	Top Speed [km/h]	Fastest Section	Margin		Distance Travelled [m]	
1	3	RECRUITER	1	67.3	0:08.54	0:11.66 [1]	1:16.97	0:34.41	
		Nathan Thomas		600m	Overall	(0:11.66)			
2	2	UPSTART LEGEND	3	68.1	0:08.85	0:11.42 [4]	0.18L	0:33.99	+5
		Ryan Wiggins		600m	Overall	(0:11.42)			
3	1	SWEET KISSES	5	67.6	0:08.59	0:12.09 [2]	3.38L	0:34.65	+5
		Aidan Holt		1000m	Overall	(0:12.09)			
4	4	TIME TO PROPHET	4	68.4	0:09.17	0:12.31 [3]	5.03L	0:34.96	+4
		Jason Taylor		800m	Overall	(0:12.31)			
5	6	OUR FOLLY	2	66.6	0:08.68	0:12.19 [5]	5.63L	0:35.01	+1
		Justin Stanley		600m	Overall	(0:12.19)			

Scratched: Foursomes (#5)



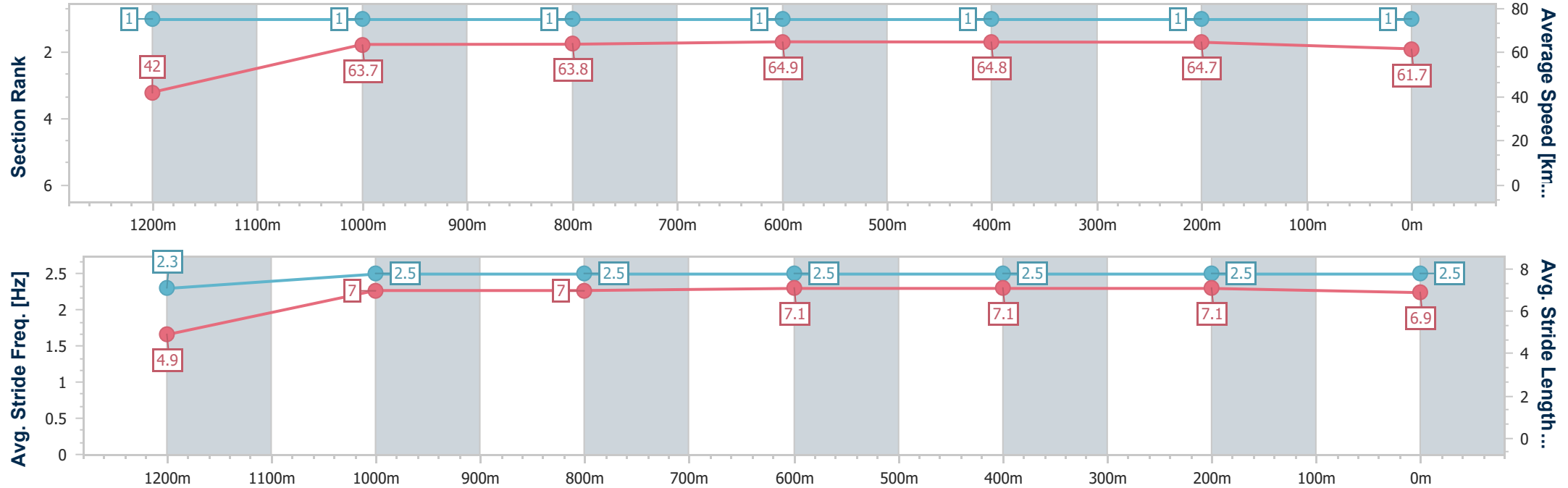
Horse/Jockey Name	Recruiter
Final Rank	1
Fastest Section Time (Section)	0:08.54 (Overall)
Top Speed [km/h] (Section)	67.3 (600m)
Race State	Finished



Townsville QLD Professional
Race 1: Ladbroke's Form Genius QTIS Three-Years-Old and
Four-Years-Old Handicap - 1300m
06 May 2025 - 13:25
Track Rating: Soft 5, Weather: Fine, Rail Position: +5m 1000m-
W/Post; +2m Remainder



Section	Overall	1200m	1000m	800m	600m	400m	200m						
Section Times	1:16.97 [1] (0:08.54)	1:08.43 [1] (0:11.31)	0:57.12 [1] (0:11.33)	0:45.79 [1] (0:11.38)	0:34.41 [1] (0:11.49)	0:22.92 [1] (0:11.26)	0:11.66 [1] (0:11.66)						
Average Speed [km/h]	42.0	63.7	63.8	64.9	64.8	64.7	61.7						
Top Speed [km/h]	60.9	64.8	65.4	65.5	67.3	66.5	63.4						
Avg. Dist. to Rail [m]	3.1	0.5	1.7	5.1	7.1	5.1	4.7						
Avg. Stride Freq. [Hz]	2.3	2.5	2.5	2.5	2.5	2.5	2.5						
Avg. Stride Length [m]	4.9	7.0	7.0	7.1	7.1	7.1	6.9						





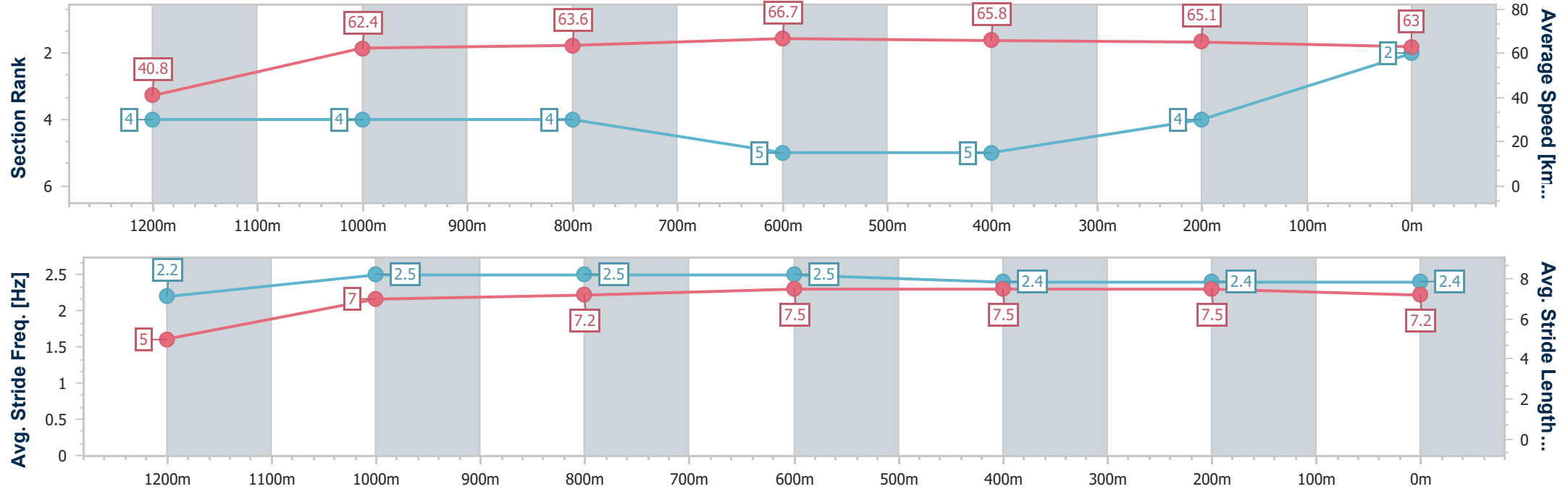
Horse/Jockey Name	Upstart Legend
Final Rank	2
Fastest Section Time (Section)	0:08.85 (Overall)
Top Speed [km/h] (Section)	68.1 (600m)
Race State	Finished



Townsville QLD Professional
Race 1: Ladbroke's Form Genius QTIS Three-Years-Old and
Four-Years-Old Handicap - 1300m
06 May 2025 - 13:25
Track Rating: Soft 5, Weather: Fine, Rail Position: +5m 1000m-
W/Post; +2m Remainder



Section	Overall	1200m	1000m	800m	600m	400m	200m						
Section Times	1:17.00 [2] (0:08.85)	1:08.15 [4] (0:11.57)	0:56.58 [4] (0:11.47)	0:45.11 [4] (0:11.12)	0:33.99 [5] (0:11.33)	0:22.66 [5] (0:11.24)	0:11.42 [4] (0:11.42)						
Average Speed [km/h]	40.8	62.4	63.6	66.7	65.8	65.1	63.0						
Top Speed [km/h]	60.1	63.4	67.5	68.0	68.1	65.7	64.7						
Avg. Dist. to Rail [m]	6.8	1.7	3.1	5.9	7.3	8.1	7.5						
Avg. Stride Freq. [Hz]	2.2	2.5	2.5	2.5	2.4	2.4	2.4						
Avg. Stride Length [m]	5.0	7.0	7.2	7.5	7.5	7.5	7.2						





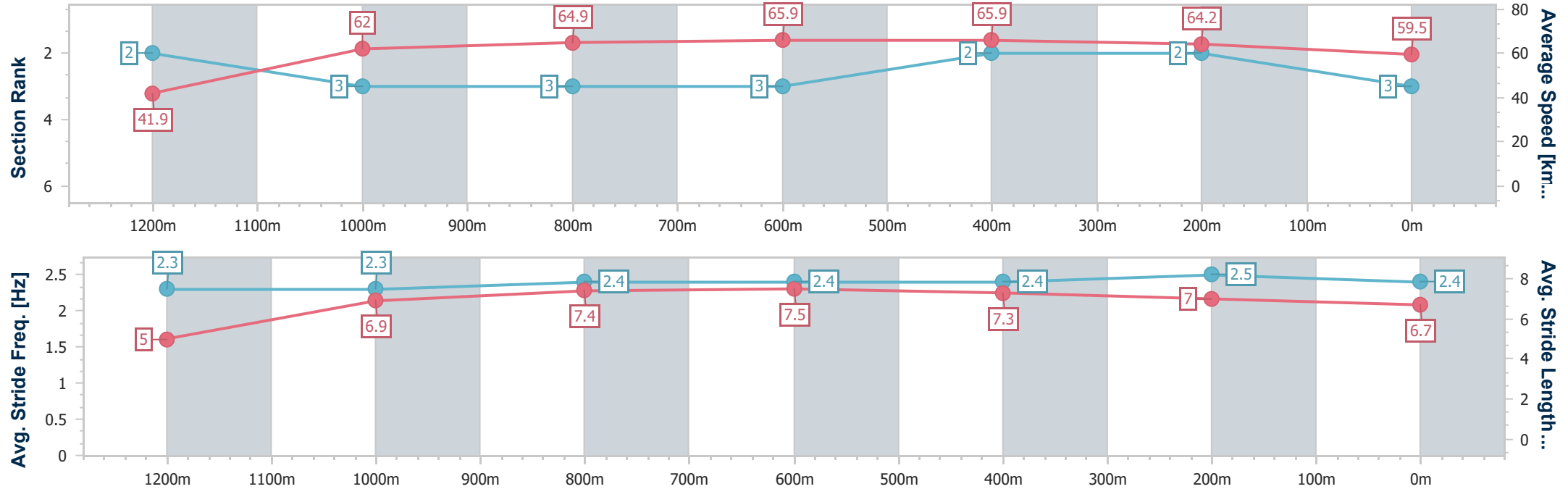
Horse/Jockey Name	Sweet Kisses
Final Rank	3
Fastest Section Time (Section)	0:08.59 (Overall)
Top Speed [km/h] (Section)	67.6 (1000m)
Race State	Finished



Townsville QLD Professional
Race 1: Ladbroke's Form Genius QTIS Three-Years-Old and
Four-Years-Old Handicap - 1300m
06 May 2025 - 13:25
Track Rating: Soft 5, Weather: Fine, Rail Position: +5m 1000m-
W/Post; +2m Remainder



Section	Overall	1200m	1000m	800m	600m	400m	200m						
Section Times	1:17.54 [3] (0:08.59)	1:08.95 [2] (0:11.66)	0:57.29 [3] (0:11.41)	0:45.88 [3] (0:11.23)	0:34.65 [3] (0:11.21)	0:23.44 [2] (0:11.35)	0:12.09 [2] (0:12.09)						
Average Speed [km/h]	41.9	62.0	64.9	65.9	65.9	64.2	59.5						
Top Speed [km/h]	61.4	63.4	67.6	67.6	67.0	65.5	62.9						
Avg. Dist. to Rail [m]	9.9	5.0	5.6	6.2	5.3	6.4	8.0						
Avg. Stride Freq. [Hz]	2.3	2.3	2.4	2.4	2.4	2.5	2.4						
Avg. Stride Length [m]	5.0	6.9	7.4	7.5	7.3	7.0	6.7						





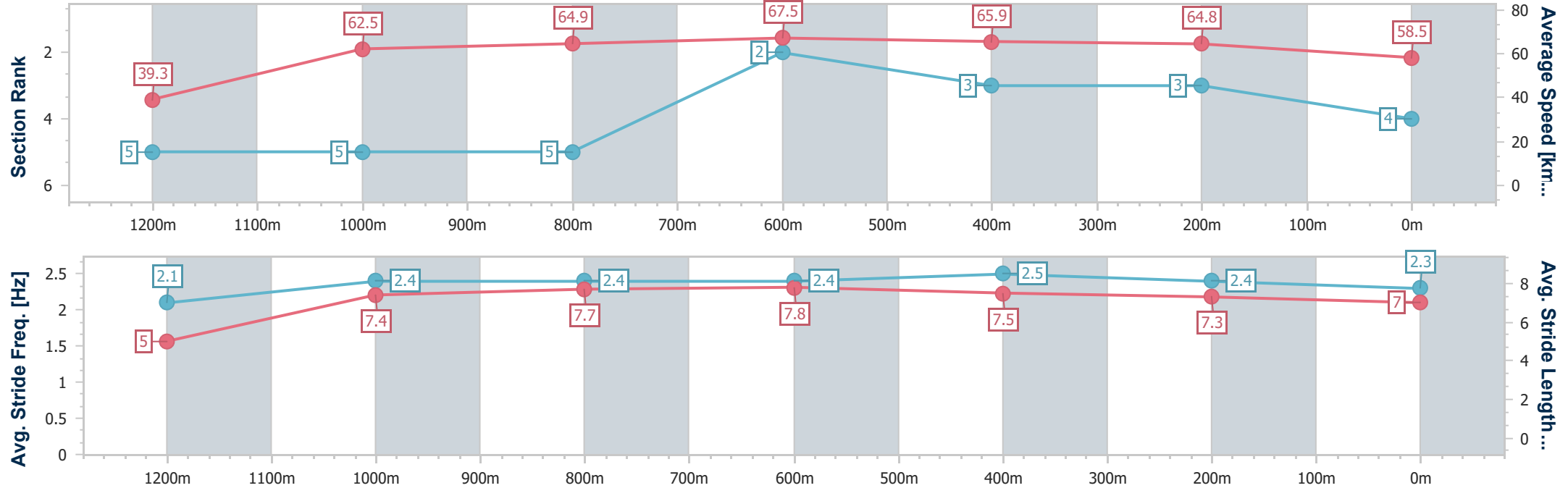
Horse/Jockey Name	Time To Prophet
Final Rank	4
Fastest Section Time (Section)	0:09.17 (Overall)
Top Speed [km/h] (Section)	68.4 (800m)
Race State	Finished



Townsville QLD Professional
Race 1: Ladbroke's Form Genius QTIS Three-Years-Old and
Four-Years-Old Handicap - 1300m
06 May 2025 - 13:25
Track Rating: Soft 5, Weather: Fine, Rail Position: +5m 1000m-
W/Post; +2m Remainder



Section	Overall	1200m	1000m	800m	600m	400m	200m						
Section Times	1:17.82 [4] (0:09.17)	1:08.65 [5] (0:11.51)	0:57.14 [5] (0:11.22)	0:45.92 [5] (0:10.96)	0:34.96 [2] (0:11.35)	0:23.61 [3] (0:11.30)	0:12.31 [3] (0:12.31)						
Average Speed [km/h]	39.3	62.5	64.9	67.5	65.9	64.8	58.5						
Top Speed [km/h]	60.1	64.2	67.6	68.4	68.2	67.0	63.5						
Avg. Dist. to Rail [m]	6.8	1.9	2.3	5.2	8.2	9.1	9.7						
Avg. Stride Freq. [Hz]	2.1	2.4	2.4	2.4	2.5	2.4	2.3						
Avg. Stride Length [m]	5.0	7.4	7.7	7.8	7.5	7.3	7.0						





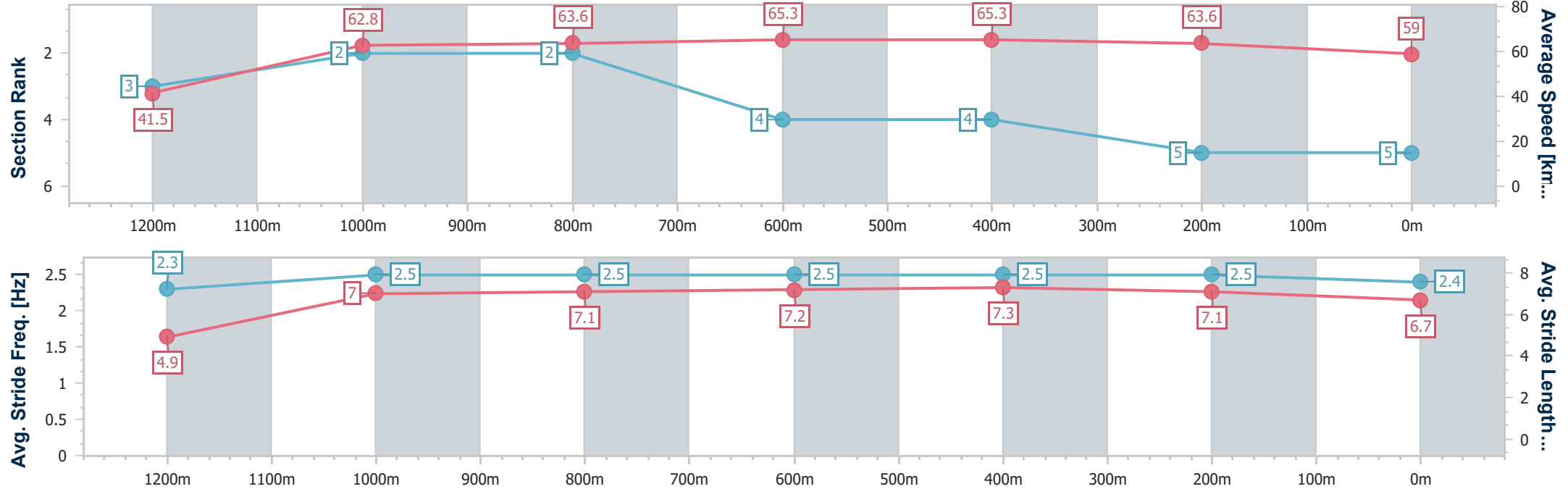
Horse/Jockey Name	Our Folly
Final Rank	5
Fastest Section Time (Section)	0:08.68 (Overall)
Top Speed [km/h] (Section)	66.6 (600m)
Race State	Finished



Townsville QLD Professional
Race 1: Ladbroke's Form Genius QTIS Three-Years-Old and
Four-Years-Old Handicap - 1300m
06 May 2025 - 13:25
Track Rating: Soft 5, Weather: Fine, Rail Position: +5m 1000m-
W/Post; +2m Remainder



Section	Overall	1200m	1000m	800m	600m	400m	200m						
Section Times	1:17.92 [5] (0:08.68)	1:09.24 [3] (0:11.47)	0:57.77 [2] (0:11.44)	0:46.33 [2] (0:11.32)	0:35.01 [4] (0:11.37)	0:23.64 [4] (0:11.45)	0:12.19 [5] (0:12.19)						
Average Speed [km/h]	41.5	62.8	63.6	65.3	65.3	63.6	59.0						
Top Speed [km/h]	60.6	63.7	66.0	66.3	66.6	64.8	60.2						
Avg. Dist. to Rail [m]	6.6	1.3	1.9	5.7	6.3	5.1	5.3						
Avg. Stride Freq. [Hz]	2.3	2.5	2.5	2.5	2.5	2.5	2.4						
Avg. Stride Length [m]	4.9	7.0	7.1	7.2	7.3	7.1	6.7						





Townsville QLD Professional
Race 2: Ladbrokes Mates Mode Pots Maiden Plate - 1200m
06 May 2025 - 14:05



Track Rating: Good 4, Weather: Fine, Rail Position: +5m 1000m-W/Post; +2m Remainder

Section						Overall	1000m	800m	600m	400m	200m	Last 600m	
Field Times						1:10.26 (0:13.03)	0:57.23 (0:11.22)	0:46.01 (0:10.84)	0:35.17 (0:11.29)	0:23.88 (0:11.78)	0:12.10 (0:12.10)	0:35.17	
Rank	TAB	Horse/Jockey	Barrier	Top Speed [km/h]	Fastest Section							Margin	Distance Travelled [m]
1	5	THE HONEY BADGER	1	68.2	0:11.02	1:10.26 [1]	0:56.84 [5]	0:45.48 [5]	0:34.46 [4]	0:22.97 [4]	0:11.58 [4]	1:10.26	0:34.46
		Nathan Thomas		800m	800m	(0:13.42)	(0:11.36)	(0:11.02)	(0:11.49)	(0:11.39)	(0:11.58)		
2	2	LONGCROSS	6	68.1	0:10.84	1:10.44 [2]	0:57.27 [2]	0:46.19 [1]	0:35.35 [1]	0:24.06 [1]	0:12.28 [1]	1.05L	0:35.35
		Ryan Wiggins		800m	800m	(0:13.17)	(0:11.08)	(0:10.84)	(0:11.29)	(0:11.78)	(0:12.28)		-4
2	3	THE KAMIKAZE	3	66.7	0:11.17	1:10.44 [2]	0:57.26 [3]	0:45.90 [3]	0:34.73 [3]	0:23.39 [3]	0:11.98 [2]	1.05L	0:34.73
		Justin Stanley		800m	800m	(0:13.18)	(0:11.36)	(0:11.17)	(0:11.34)	(0:11.41)	(0:11.98)		-5
4	4	MARCH MADNESS	7	68.3	0:11.25	1:10.76 [4]	0:57.33 [6]	0:45.54 [7]	0:34.25 [7]	0:23.00 [7]	0:11.73 [6]	2.96L	0:34.25
		Gabrielle Semmens		800m	600m	(0:13.43)	(0:11.79)	(0:11.29)	(0:11.25)	(0:11.27)	(0:11.73)		+3
5	8	SIMPLY DIVINE	2	66.5	0:11.17	1:10.78 [5]	0:57.55 [4]	0:46.08 [4]	0:34.91 [5]	0:23.45 [5]	0:11.94 [5]	3.05L	0:34.91
		Jason Taylor		800m	800m	(0:13.23)	(0:11.47)	(0:11.17)	(0:11.46)	(0:11.51)	(0:11.94)		-7
6	1	KEEPTHEWOLVESAWAY	4	67.0	0:11.18	1:10.87 [6]	0:57.84 [1]	0:46.54 [2]	0:35.36 [2]	0:24.01 [2]	0:12.40 [3]	3.58L	0:35.36
		Aidan Holt		800m	800m	(0:13.03)	(0:11.30)	(0:11.18)	(0:11.35)	(0:11.61)	(0:12.40)		-3
7	6	ELIZABETHAN	5	67.3	0:11.20	1:11.12 [7]	0:57.66 [7]	0:45.99 [6]	0:34.79 [6]	0:23.47 [6]	0:11.93 [7]	5.05L	0:34.79
		Wanderson D'Avila		800m	800m	(0:13.46)	(0:11.67)	(0:11.20)	(0:11.32)	(0:11.54)	(0:11.93)		-3

Scratched: Glad Rag Doll (#7)



Horse/Jockey Name	The Honey Badger
Final Rank	1
Fastest Section Time (Section)	0:11.02 (800m)
Top Speed [km/h] (Section)	68.2 (800m)
Race State	Finished



Townsville QLD Professional

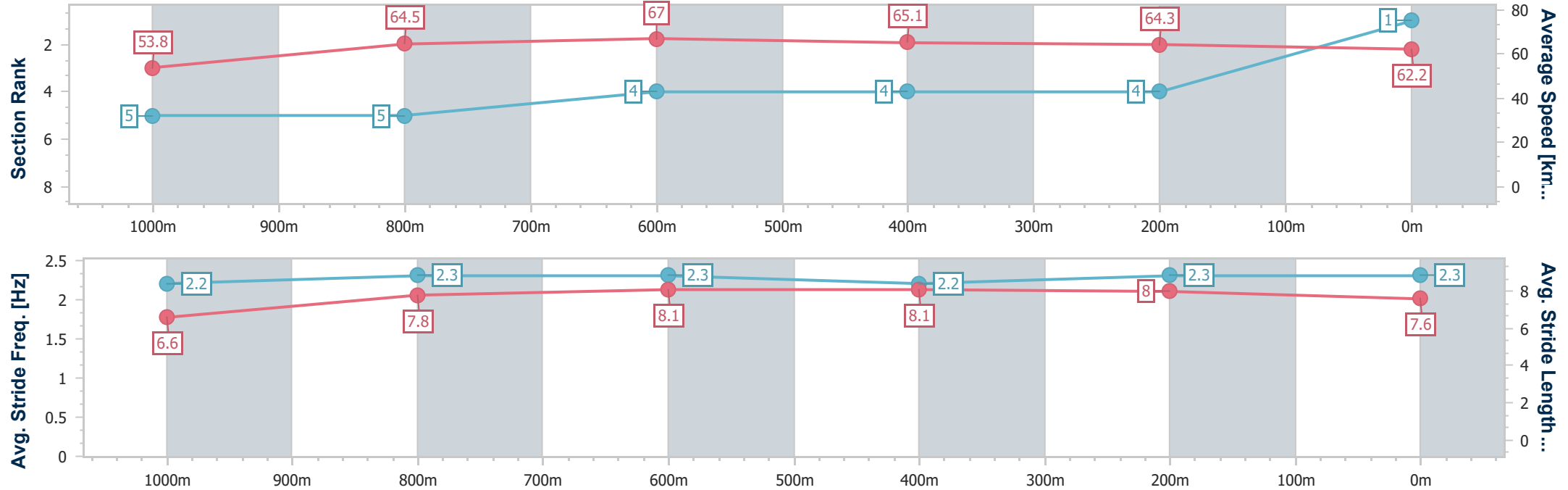
Race 2: Ladbroke's Mates Mode Pots Maiden Plate - 1200m

06 May 2025 - 14:05

Track Rating: Good 4, Weather: Fine, Rail Position: +5m 1000m-
W/Post; +2m Remainder



Section	Overall	1000m	800m	600m	400m	200m								
Section Times	1:10.26 [1] (0:13.42)	0:56.84 [5] (0:11.36)	0:45.48 [5] (0:11.02)	0:34.46 [4] (0:11.49)	0:22.97 [4] (0:11.39)	0:11.58 [4] (0:11.58)								
Average Speed [km/h]	53.8	64.5	67.0	65.1	64.3	62.2								
Top Speed [km/h]	62.3	65.9	68.2	65.7	65.5	63.7								
Avg. Dist. to Rail [m]	2.9	3.4	5.4	7.9	9.9	10.8								
Avg. Stride Freq. [Hz]	2.2	2.3	2.3	2.2	2.3	2.3								
Avg. Stride Length [m]	6.6	7.8	8.1	8.1	8.0	7.6								





Horse/Jockey Name	Longcross
Final Rank	2
Fastest Section Time (Section)	0:10.84 (800m)
Top Speed [km/h] (Section)	68.1 (800m)
Race State	Finished



Townsville QLD Professional

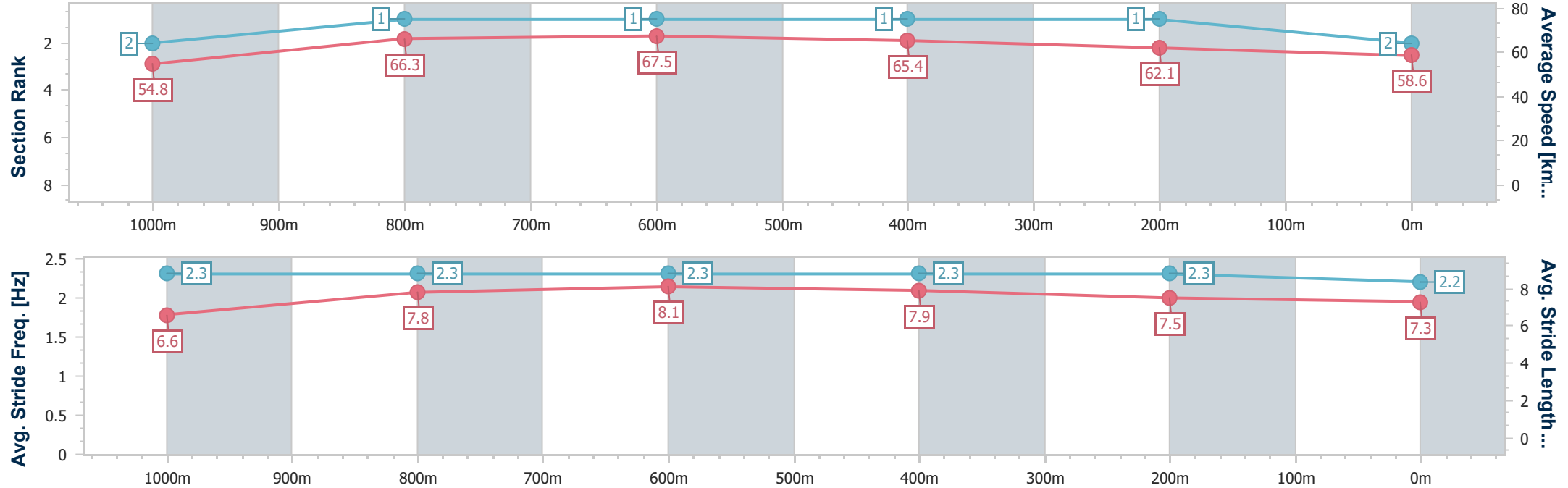
Race 2: Ladbroke's Mates Mode Pots Maiden Plate - 1200m

06 May 2025 - 14:05

Track Rating: Good 4, Weather: Fine, Rail Position: +5m 1000m-
W/Post; +2m Remainder



Section	Overall	1000m	800m	600m	400m	200m								
Section Times	1:10.44 [2] (0:13.17)	0:57.27 [2] (0:11.08)	0:46.19 [1] (0:10.84)	0:35.35 [1] (0:11.29)	0:24.06 [1] (0:11.78)	0:12.28 [1] (0:12.28)								
Average Speed [km/h]	54.8	66.3	67.5	65.4	62.1	58.6								
Top Speed [km/h]	67.5	67.8	68.1	67.3	64.3	60.9								
Avg. Dist. to Rail [m]	6.7	4.2	3.0	5.9	7.5	6.7								
Avg. Stride Freq. [Hz]	2.3	2.3	2.3	2.3	2.3	2.2								
Avg. Stride Length [m]	6.6	7.8	8.1	7.9	7.5	7.3								





Horse/Jockey Name	The Kamikaze
Final Rank	2
Fastest Section Time (Section)	0:11.17 (800m)
Top Speed [km/h] (Section)	66.7 (800m)
Race State	Finished



Townsville QLD Professional

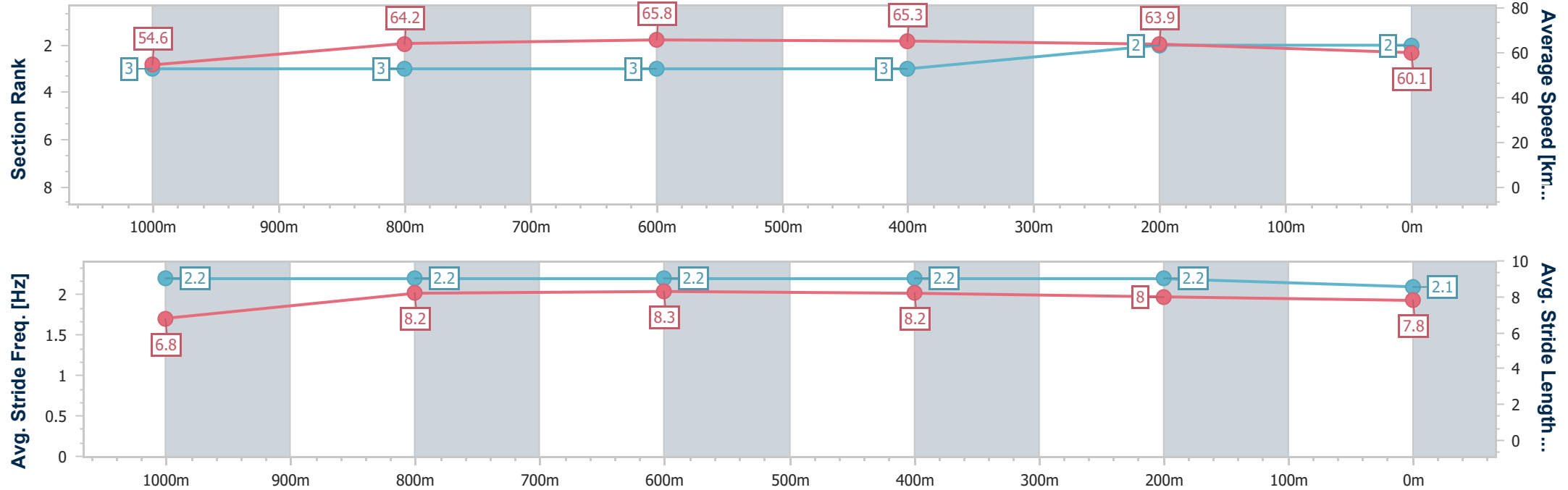
Race 2: Ladbroke's Mates Mode Pots Maiden Plate - 1200m

06 May 2025 - 14:05

Track Rating: Good 4, Weather: Fine, Rail Position: +5m 1000m-
W/Post; +2m Remainder



Section	Overall	1000m	800m	600m	400m	200m								
Section Times	1:10.44 [2] (0:13.18)	0:57.26 [3] (0:11.36)	0:45.90 [3] (0:11.17)	0:34.73 [3] (0:11.34)	0:23.39 [3] (0:11.41)	0:11.98 [2] (0:11.98)								
Average Speed [km/h]	54.6	64.2	65.8	65.3	63.9	60.1								
Top Speed [km/h]	65.0	65.6	66.7	65.9	65.3	62.6								
Avg. Dist. to Rail [m]	4.7	2.7	3.7	5.7	7.0	6.7								
Avg. Stride Freq. [Hz]	2.2	2.2	2.2	2.2	2.2	2.1								
Avg. Stride Length [m]	6.8	8.2	8.3	8.2	8.0	7.8								





Horse/Jockey Name	March Madness
Final Rank	4
Fastest Section Time (Section)	0:11.25 (600m)
Top Speed [km/h] (Section)	68.3 (800m)
Race State	Finished



Townsville QLD Professional

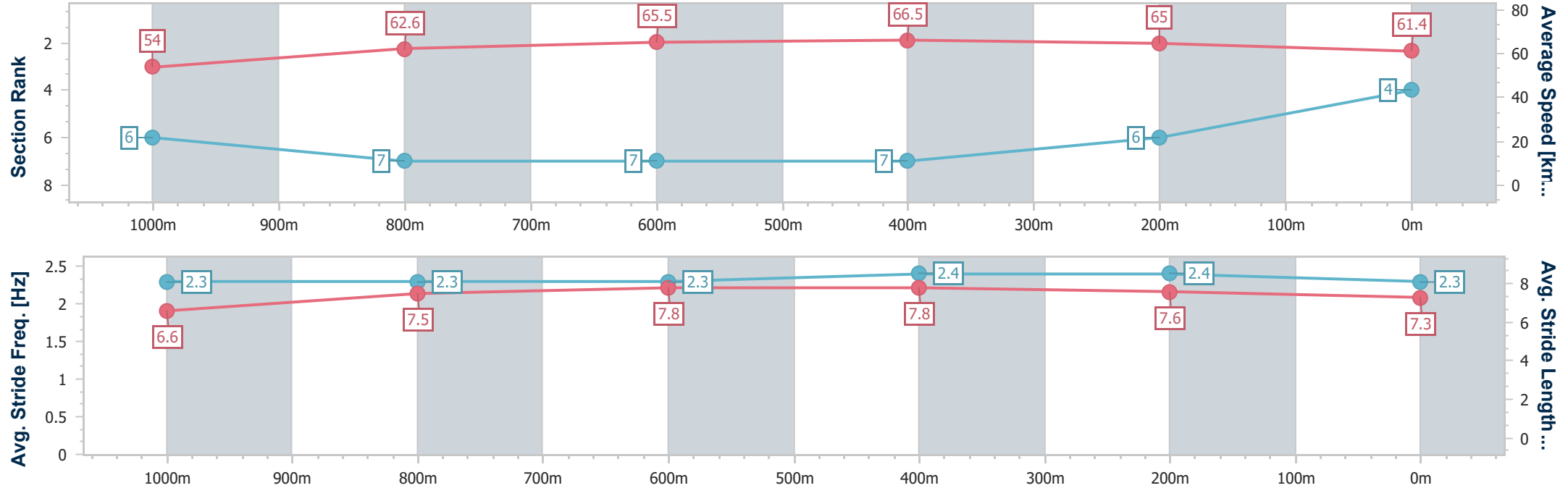
Race 2: Ladbrokes Mates Mode Pots Maiden Plate - 1200m

06 May 2025 - 14:05

Track Rating: Good 4, Weather: Fine, Rail Position: +5m 1000m-
W/Post; +2m Remainder



Section	Overall	1000m	800m	600m	400m	200m								
Section Times	1:10.76 [4] (0:13.43)	0:57.33 [6] (0:11.79)	0:45.54 [7] (0:11.29)	0:34.25 [7] (0:11.25)	0:23.00 [7] (0:11.27)	0:11.73 [6] (0:11.73)								
Average Speed [km/h]	54.0	62.6	65.5	66.5	65.0	61.4								
Top Speed [km/h]	62.6	63.9	68.3	68.3	66.2	63.9								
Avg. Dist. to Rail [m]	9.5	5.1	5.5	7.8	10.4	11.5								
Avg. Stride Freq. [Hz]	2.3	2.3	2.3	2.4	2.4	2.3								
Avg. Stride Length [m]	6.6	7.5	7.8	7.8	7.6	7.3								





Horse/Jockey Name	Simply Divine
Final Rank	5
Fastest Section Time (Section)	0:11.17 (800m)
Top Speed [km/h] (Section)	66.5 (800m)
Race State	Finished



Townsville QLD Professional

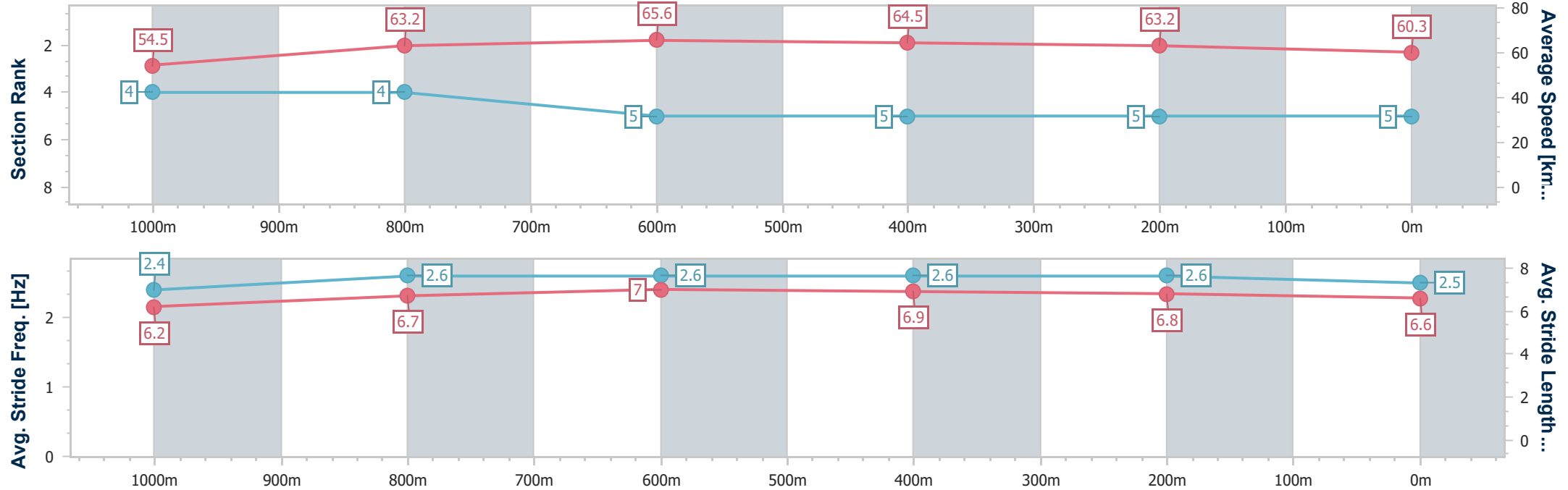
Race 2: Ladbrokes Mates Mode Pots Maiden Plate - 1200m

06 May 2025 - 14:05

Track Rating: Good 4, Weather: Fine, Rail Position: +5m 1000m-
W/Post; +2m Remainder



Section	Overall	1000m	800m	600m	400m	200m							
Section Times	1:10.78 [5] (0:13.23)	0:57.55 [4] (0:11.47)	0:46.08 [4] (0:11.17)	0:34.91 [5] (0:11.46)	0:23.45 [5] (0:11.51)	0:11.94 [5] (0:11.94)							
Average Speed [km/h]	54.5	63.2	65.6	64.5	63.2	60.3							
Top Speed [km/h]	62.3	64.8	66.5	66.0	64.7	61.5							
Avg. Dist. to Rail [m]	4.1	1.4	3.6	5.6	5.9	7.3							
Avg. Stride Freq. [Hz]	2.4	2.6	2.6	2.6	2.6	2.5							
Avg. Stride Length [m]	6.2	6.7	7.0	6.9	6.8	6.6							





Horse/Jockey Name	Keepthewolvesaway
Final Rank	6
Fastest Section Time (Section)	0:11.18 (800m)
Top Speed [km/h] (Section)	67.0 (800m)
Race State	Finished



Townsville QLD Professional

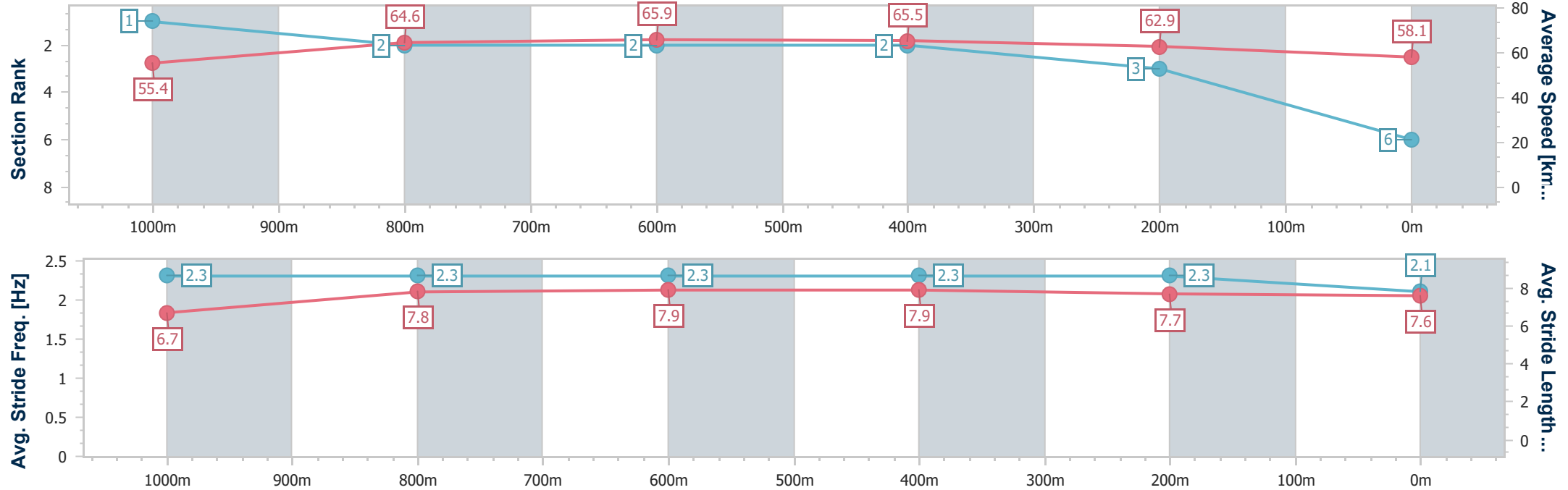
Race 2: Ladbroke's Mates Mode Pots Maiden Plate - 1200m

06 May 2025 - 14:05

Track Rating: Good 4, Weather: Fine, Rail Position: +5m 1000m-
W/Post; +2m Remainder



Section	Overall	1000m	800m	600m	400m	200m							
Section Times	1:10.87 [6] (0:13.03)	0:57.84 [1] (0:11.30)	0:46.54 [2] (0:11.18)	0:35.36 [2] (0:11.35)	0:24.01 [2] (0:11.61)	0:12.40 [3] (0:12.40)							
Average Speed [km/h]	55.4	64.6	65.9	65.5	62.9	58.1							
Top Speed [km/h]	63.2	66.0	67.0	66.8	64.0	61.1							
Avg. Dist. to Rail [m]	6.2	2.8	4.7	6.5	8.3	8.1							
Avg. Stride Freq. [Hz]	2.3	2.3	2.3	2.3	2.3	2.1							
Avg. Stride Length [m]	6.7	7.8	7.9	7.9	7.7	7.6							





Horse/Jockey Name	Elizabethan
Final Rank	7
Fastest Section Time (Section)	0:11.20 (800m)
Top Speed [km/h] (Section)	67.3 (800m)
Race State	Finished



Townsville QLD Professional

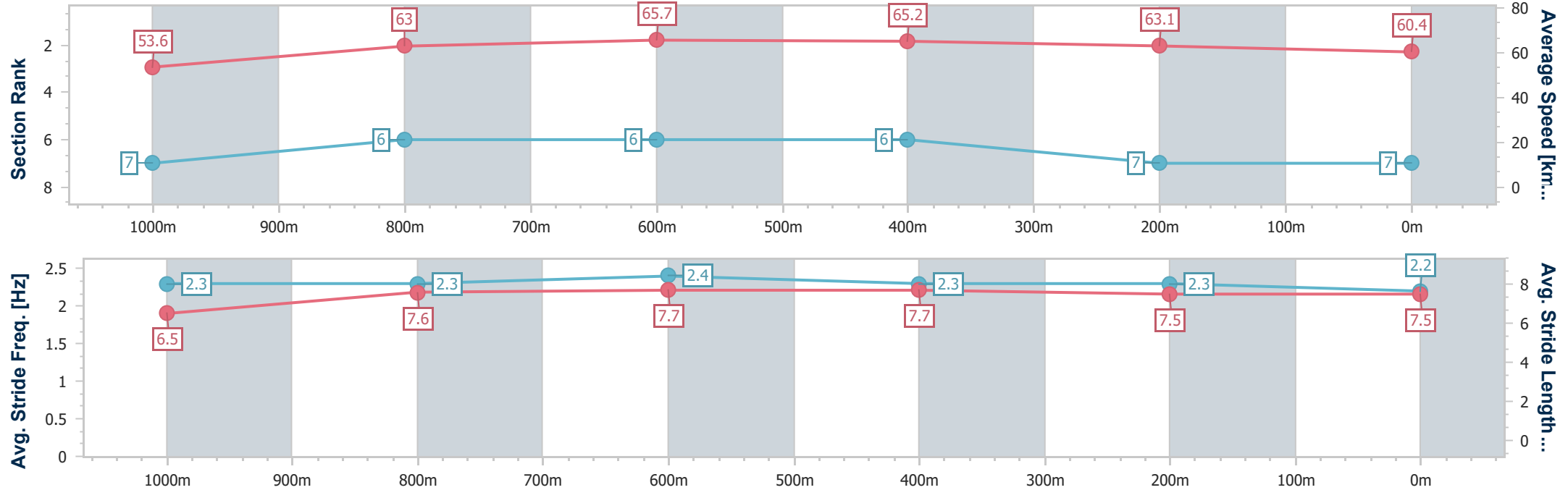
Race 2: Ladbroke's Mates Mode Pots Maiden Plate - 1200m

06 May 2025 - 14:05

Track Rating: Good 4, Weather: Fine, Rail Position: +5m 1000m-
W/Post; +2m Remainder



Section	Overall	1000m	800m	600m	400m	200m							
Section Times	1:11.12 [7] (0:13.46)	0:57.66 [7] (0:11.67)	0:45.99 [6] (0:11.20)	0:34.79 [6] (0:11.32)	0:23.47 [6] (0:11.54)	0:11.93 [7] (0:11.93)							
Average Speed [km/h]	53.6	63.0	65.7	65.2	63.1	60.4							
Top Speed [km/h]	62.4	64.2	67.3	66.6	64.6	63.0							
Avg. Dist. to Rail [m]	6.4	3.9	4.8	5.5	5.8	7.2							
Avg. Stride Freq. [Hz]	2.3	2.3	2.4	2.3	2.3	2.2							
Avg. Stride Length [m]	6.5	7.6	7.7	7.7	7.5	7.5							





Townsville QLD Professional

Race 3: Ladbrokes Odd Surge BM60 Handicap - 1609m

06 May 2025 - 14:53



Track Rating: Good 4, Weather: Fine, Rail Position: +5m 1000m-W/Post; +2m Remainder

Section						Overall	1400m	1200m	1000m	800m	600m	400m	Last 600m	
Field Times						1:36.79 (0:14.44)	1:22.35 (0:11.36)	1:10.99 (0:11.12)	0:59.87 (0:11.72)	0:48.15 (0:11.78)	0:36.37 (0:11.80)	0:24.57 (0:11.91)	0:36.37	
Rank	TAB	Horse/Jockey	Barrier	Top Speed [km/h]	Fastest Section									Distance Travelled [m]
1	5	KIDSTON	6	66.4	0:11.11	1:36.79 [1]	1:22.10 [3]	1:10.99 [1]	0:59.87 [1]	0:48.15 [1]	0:36.37 [1]	0:24.57 [1]	0:36.37	
		Graham Kliese		1400m	1400m	(0:14.69)	(0:11.11)	(0:11.12)	(0:11.72)	(0:11.78)	(0:11.80)	(0:11.91)		
2	1	ACCLIMATISE	1	65.3	0:11.36	1:37.26 [2]	1:22.82 [1]	1:11.43 [3]	1:00.07 [3]	0:48.28 [3]	0:36.47 [3]	0:24.60 [2]	0:36.47	+4
		Gabrielle Semmens		1400m	1200m	(0:14.44)	(0:11.39)	(0:11.36)	(0:11.79)	(0:11.81)	(0:11.87)	(0:12.08)		
3	4	KINGS CASTLE	5	65.1	0:11.22	1:37.64 [3]	1:22.27 [6]	1:10.83 [6]	0:59.61 [6]	0:48.12 [6]	0:36.44 [6]	0:24.51 [6]	0:36.44	+1
		Ashley Butler		1200m	1200m	(0:15.37)	(0:11.44)	(0:11.22)	(0:11.49)	(0:11.68)	(0:11.93)	(0:12.10)		
4	2	HANGIN' AROUND	4	64.9	0:11.31	1:37.68 [4]	1:23.20 [2]	1:11.86 [2]	1:00.55 [2]	0:48.78 [2]	0:36.94 [2]	0:24.84 [3]	0:36.94	+5
		Sean Cormack		1200m	1200m	(0:14.48)	(0:11.34)	(0:11.31)	(0:11.77)	(0:11.84)	(0:12.10)	(0:12.13)		
5	7	IRISH MIST	2	65.1	0:11.30	1:37.77 [5]	1:22.89 [5]	1:11.59 [5]	1:00.20 [5]	0:48.54 [5]	0:36.70 [5]	0:24.83 [4]	0:36.70	-3
		Jason Taylor		1400m	1400m	(0:14.88)	(0:11.30)	(0:11.39)	(0:11.66)	(0:11.84)	(0:11.87)	(0:12.15)		
6	6	CONVERTOR	3	66.0	0:11.35	1:38.11 [6]	1:23.40 [4]	1:12.00 [4]	1:00.65 [4]	0:49.06 [4]	0:37.10 [4]	0:25.08 [5]	0:37.10	+3
		Denicious Smith		Overall	1200m	(0:14.71)	(0:11.40)	(0:11.35)	(0:11.59)	(0:11.96)	(0:12.02)	(0:12.17)		

Scratched: Set The Sails (#3)



Townsville QLD Professional
Race 3: Ladbrokes Odd Surge BM60 Handicap - 1609m
06 May 2025 - 14:53



Track Rating: Good 4, Weather: Fine, Rail Position: +5m 1000m-W/Post; +2m Remainder

Section		200m					Last 600m		
Field Times		0:12.66 (0:12.66)					0:36.37		
Rank	TAB	Horse/Jockey	Barrier	Top Speed [km/h]	Fastest Section	Margin		Distance Travelled [m]	
1	5	KIDSTON	6	66.4	0:11.11	0:12.66 [1]	1:36.79	0:36.37	
		Graham Kliese		1400m	1400m	(0:12.66)			
2	1	ACCLIMATISE	1	65.3	0:11.36	0:12.52 [2]	2.77L	0:36.47	+4
		Gabrielle Semmens		1400m	1200m	(0:12.52)			
3	4	KINGS CASTLE	5	65.1	0:11.22	0:12.41 [6]	5L	0:36.44	+1
		Ashley Butler		1200m	1200m	(0:12.41)			
4	2	HANGIN' AROUND	4	64.9	0:11.31	0:12.71 [3]	5.23L	0:36.94	+5
		Sean Cormack		1200m	1200m	(0:12.71)			
5	7	IRISH MIST	2	65.1	0:11.30	0:12.68 [4]	5.79L	0:36.70	-3
		Jason Taylor		1400m	1400m	(0:12.68)			
6	6	CONVERTOR	3	66.0	0:11.35	0:12.91 [5]	7.81L	0:37.10	+3
		Denicious Smith		Overall	1200m	(0:12.91)			

Scratched: Set The Sails (#3)



Horse/Jockey Name	Kidston
Final Rank	1
Fastest Section Time (Section)	0:11.11 (1400m)
Top Speed [km/h] (Section)	66.4 (1400m)
Race State	Finished



Townsville QLD Professional

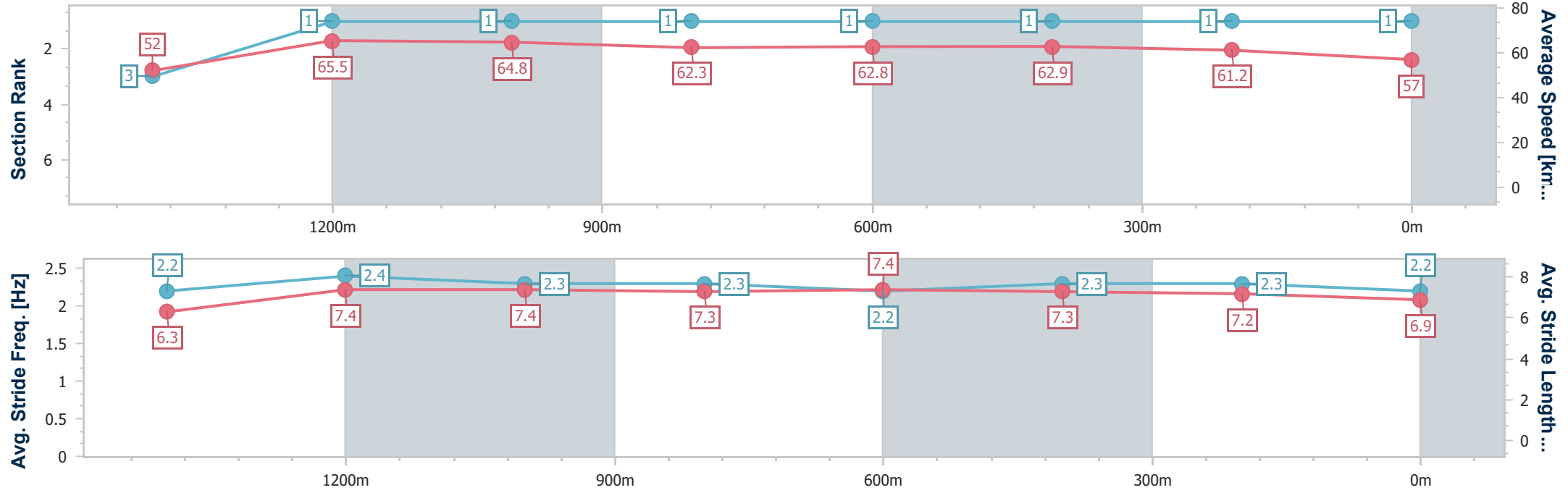
Race 3: Ladbrokes Odd Surge BM60 Handicap - 1609m

06 May 2025 - 14:53

Track Rating: Good 4, Weather: Fine, Rail Position: +5m 1000m-
W/Post; +2m Remainder



Section	Overall	1400m	1200m	1000m	800m	600m	400m	200m					
Section Times	1:36.79 [1] (0:14.69)	1:22.10 [3] (0:11.11)	1:10.99 [1] (0:11.12)	0:59.87 [1] (0:11.72)	0:48.15 [1] (0:11.78)	0:36.37 [1] (0:11.80)	0:24.57 [1] (0:11.91)	0:12.66 [1] (0:12.66)					
Average Speed [km/h]	52.0	65.5	64.8	62.3	62.8	62.9	61.2	57.0					
Top Speed [km/h]	64.9	66.4	65.4	64.1	63.8	63.8	62.3	60.3					
Avg. Dist. to Rail [m]	7.4	3.2	2.0	2.9	5.8	6.6	6.7	6.7					
Avg. Stride Freq. [Hz]	2.2	2.4	2.3	2.3	2.2	2.3	2.3	2.2					
Avg. Stride Length [m]	6.3	7.4	7.4	7.3	7.4	7.3	7.2	6.9					



- [] Ranking at each section and finish
- .-.- No data available at this section
- NA No data available



Horse/Jockey Name	Acclimatise
Final Rank	2
Fastest Section Time (Section)	0:11.36 (1200m)
Top Speed [km/h] (Section)	65.3 (1400m)
Race State	Finished



Townsville QLD Professional

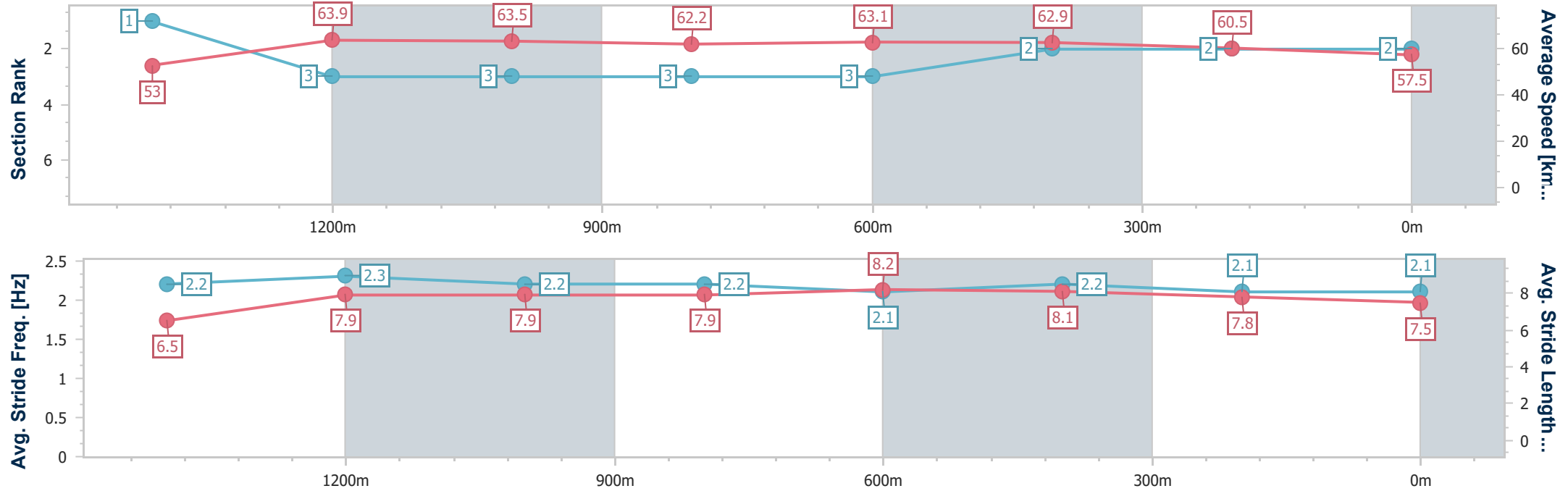
Race 3: Ladbrokes Odd Surge BM60 Handicap - 1609m

06 May 2025 - 14:53

Track Rating: Good 4, Weather: Fine, Rail Position: +5m 1000m-
W/Post; +2m Remainder



Section	Overall	1400m	1200m	1000m	800m	600m	400m	200m					
Section Times	1:37.26 [2] (0:14.44)	1:22.82 [1] (0:11.39)	1:11.43 [3] (0:11.36)	1:00.07 [3] (0:11.79)	0:48.28 [3] (0:11.81)	0:36.47 [3] (0:11.87)	0:24.60 [2] (0:12.08)	0:12.52 [2] (0:12.52)					
Average Speed [km/h]	53.0	63.9	63.5	62.2	63.1	62.9	60.5	57.5					
Top Speed [km/h]	65.1	65.3	64.4	64.0	64.2	63.9	62.3	61.5					
Avg. Dist. to Rail [m]	4.7	3.5	2.3	4.0	6.7	7.6	7.5	8.1					
Avg. Stride Freq. [Hz]	2.2	2.3	2.2	2.2	2.1	2.2	2.1	2.1					
Avg. Stride Length [m]	6.5	7.9	7.9	7.9	8.2	8.1	7.8	7.5					





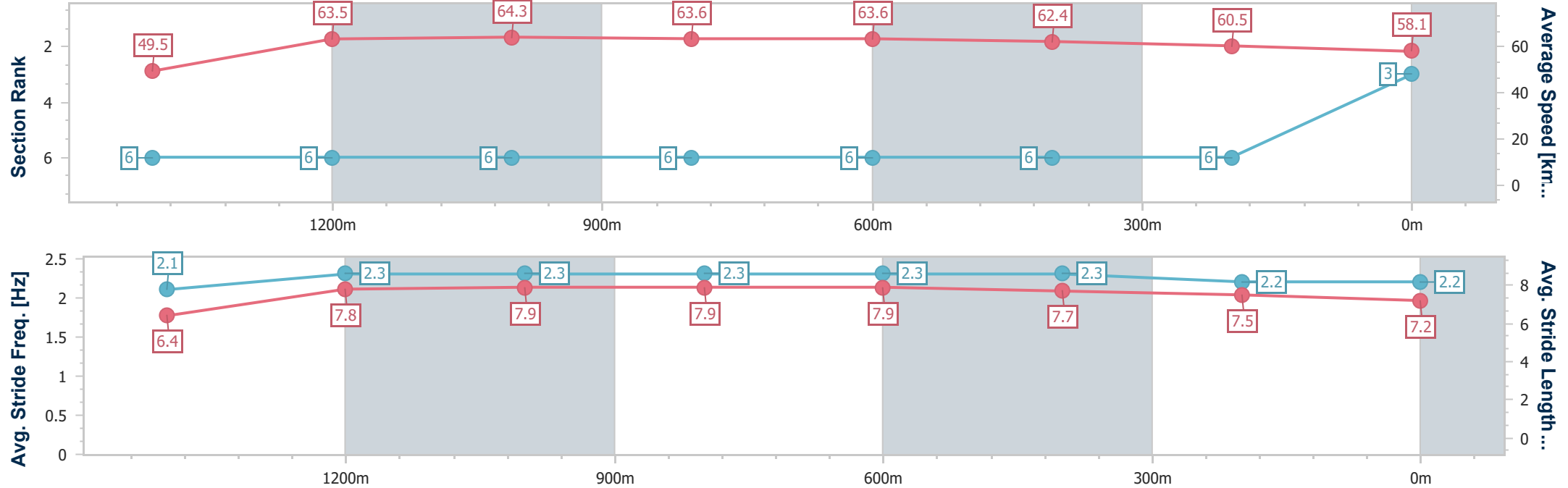
Horse/Jockey Name	Kings Castle
Final Rank	3
Fastest Section Time (Section)	0:11.22 (1200m)
Top Speed [km/h] (Section)	65.1 (1200m)
Race State	Finished



Townsville QLD Professional
Race 3: Ladbrokes Odd Surge BM60 Handicap - 1609m
06 May 2025 - 14:53
Track Rating: Good 4, Weather: Fine, Rail Position: +5m 1000m-
W/Post; +2m Remainder



Section	Overall	1400m	1200m	1000m	800m	600m	400m	200m					
Section Times	1:37.64 [3] (0:15.37)	1:22.27 [6] (0:11.44)	1:10.83 [6] (0:11.22)	0:59.61 [6] (0:11.49)	0:48.12 [6] (0:11.68)	0:36.44 [6] (0:11.93)	0:24.51 [6] (0:12.10)	0:12.41 [6] (0:12.41)					
Average Speed [km/h]	49.5	63.5	64.3	63.6	63.6	62.4	60.5	58.1					
Top Speed [km/h]	63.9	64.1	65.1	64.7	64.0	64.1	62.0	60.2					
Avg. Dist. to Rail [m]	6.4	3.3	3.3	3.3	5.6	7.5	10.2	12.2					
Avg. Stride Freq. [Hz]	2.1	2.3	2.3	2.3	2.3	2.3	2.2	2.2					
Avg. Stride Length [m]	6.4	7.8	7.9	7.9	7.9	7.7	7.5	7.2					





Horse/Jockey Name	Hangin' Around
Final Rank	4
Fastest Section Time (Section)	0:11.31 (1200m)
Top Speed [km/h] (Section)	64.9 (1200m)
Race State	Finished



Townsville QLD Professional

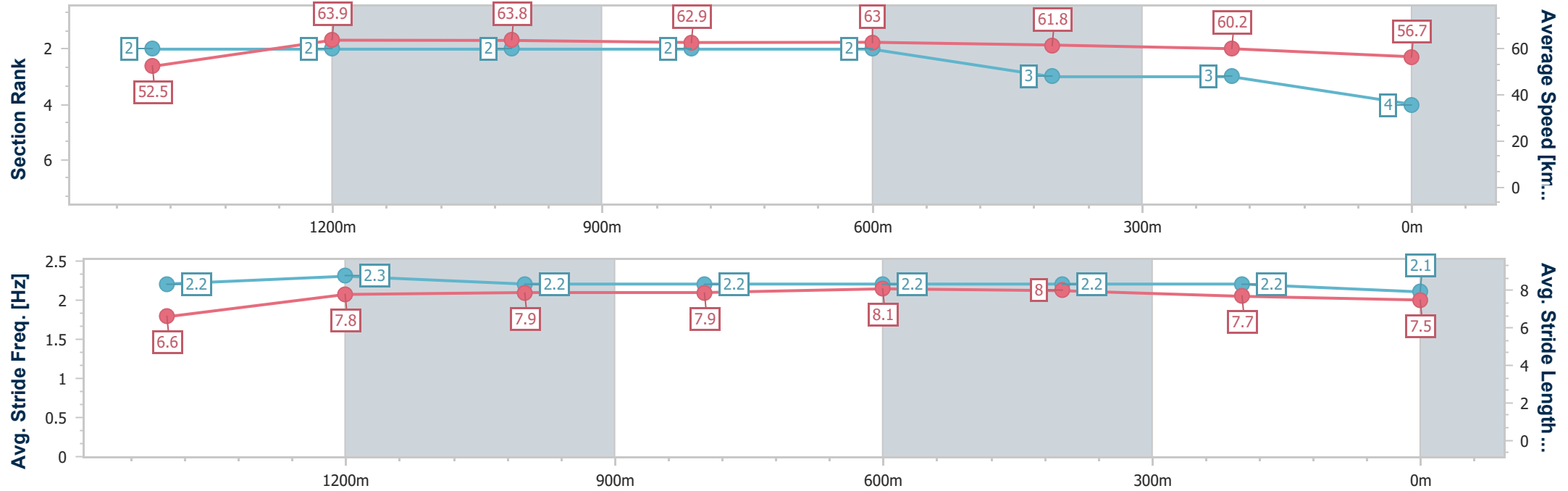
Race 3: Ladbrokes Odd Surge BM60 Handicap - 1609m

06 May 2025 - 14:53

Track Rating: Good 4, Weather: Fine, Rail Position: +5m 1000m-
W/Post; +2m Remainder



Section	Overall	1400m	1200m	1000m	800m	600m	400m	200m					
Section Times	1:37.68 [4] (0:14.48)	1:23.20 [2] (0:11.34)	1:11.86 [2] (0:11.31)	1:00.55 [2] (0:11.77)	0:48.78 [2] (0:11.84)	0:36.94 [2] (0:12.10)	0:24.84 [3] (0:12.13)	0:12.71 [3] (0:12.71)					
Average Speed [km/h]	52.5	63.9	63.8	62.9	63.0	61.8	60.2	56.7					
Top Speed [km/h]	64.4	64.6	64.9	64.6	63.8	63.3	61.6	58.4					
Avg. Dist. to Rail [m]	5.4	2.5	2.7	5.6	7.3	7.9	8.9	10.1					
Avg. Stride Freq. [Hz]	2.2	2.3	2.2	2.2	2.2	2.2	2.2	2.1					
Avg. Stride Length [m]	6.6	7.8	7.9	7.9	8.1	8.0	7.7	7.5					





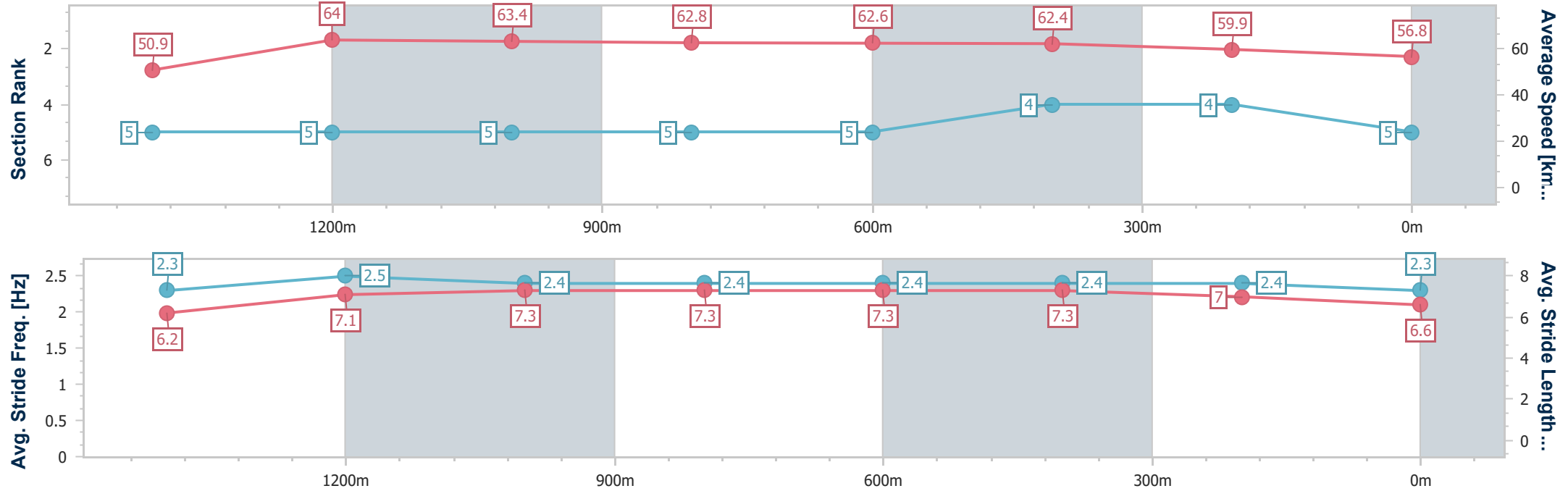
Horse/Jockey Name	Irish Mist
Final Rank	5
Fastest Section Time (Section)	0:11.30 (1400m)
Top Speed [km/h] (Section)	65.1 (1400m)
Race State	Finished



Townsville QLD Professional
Race 3: Ladbrokes Odd Surge BM60 Handicap - 1609m
06 May 2025 - 14:53
Track Rating: Good 4, Weather: Fine, Rail Position: +5m 1000m-
W/Post; +2m Remainder



Section	Overall	1400m	1200m	1000m	800m	600m	400m	200m					
Section Times	1:37.77 [5] (0:14.88)	1:22.89 [5] (0:11.30)	1:11.59 [5] (0:11.39)	1:00.20 [5] (0:11.66)	0:48.54 [5] (0:11.84)	0:36.70 [5] (0:11.87)	0:24.83 [4] (0:12.15)	0:12.68 [4] (0:12.68)					
Average Speed [km/h]	50.9	64.0	63.4	62.8	62.6	62.4	59.9	56.8					
Top Speed [km/h]	64.4	65.1	64.5	63.6	64.0	63.8	62.1	58.8					
Avg. Dist. to Rail [m]	4.7	1.7	1.9	3.7	5.6	5.9	6.8	7.4					
Avg. Stride Freq. [Hz]	2.3	2.5	2.4	2.4	2.4	2.4	2.4	2.3					
Avg. Stride Length [m]	6.2	7.1	7.3	7.3	7.3	7.3	7.0	6.6					





Horse/Jockey Name	Convertor
Final Rank	6
Fastest Section Time (Section)	0:11.35 (1200m)
Top Speed [km/h] (Section)	66.0 (Overall)
Race State	Finished

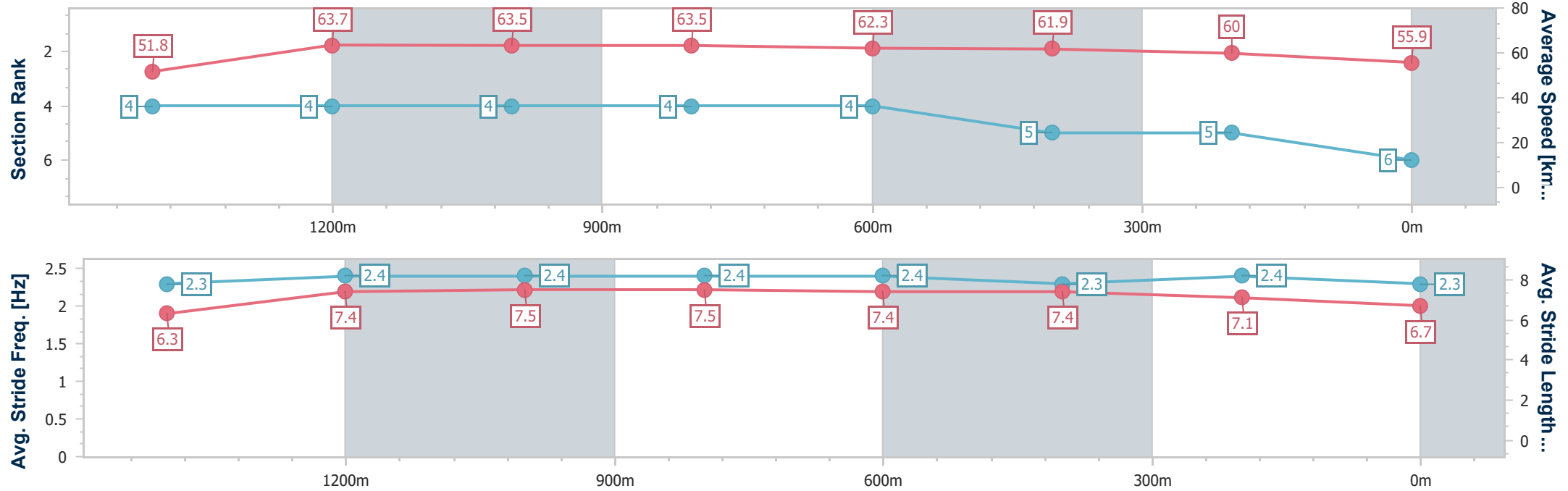


Townsville QLD Professional
Race 3: Ladbrokes Odd Surge BM60 Handicap - 1609m

06 May 2025 - 14:53
Track Rating: Good 4, Weather: Fine, Rail Position: +5m 1000m-
W/Post; +2m Remainder



Section	Overall	1400m	1200m	1000m	800m	600m	400m	200m					
Section Times	1:38.11 [6] (0:14.71)	1:23.40 [4] (0:11.40)	1:12.00 [4] (0:11.35)	1:00.65 [4] (0:11.59)	0:49.06 [4] (0:11.96)	0:37.10 [4] (0:12.02)	0:25.08 [5] (0:12.17)	0:12.91 [5] (0:12.91)					
Average Speed [km/h]	51.8	63.7	63.5	63.5	62.3	61.9	60.0	55.9					
Top Speed [km/h]	66.0	66.0	64.5	64.8	64.0	63.1	61.3	58.3					
Avg. Dist. to Rail [m]	5.5	2.7	2.9	4.7	7.0	7.0	8.9	11.0					
Avg. Stride Freq. [Hz]	2.3	2.4	2.4	2.4	2.4	2.3	2.4	2.3					
Avg. Stride Length [m]	6.3	7.4	7.5	7.5	7.4	7.4	7.1	6.7					





Townsville QLD Professional
Race 4: Ladbrokes Same Race Multi BM70 Handicap - 1400m
06 May 2025 - 15:25



Track Rating: Good 4, Weather: Fine, Rail Position: +5m 1000m-W/Post; +2m Remainder

Section						Overall	1200m	1000m	800m	600m	400m	Last 600m	
Field Times						1:23.22 (0:13.56)	1:09.66 (0:11.55)	0:58.11 (0:11.84)	0:46.27 (0:11.58)	0:34.69 (0:11.45)	0:23.24 (0:11.39)	0:34.69	
Rank	TAB	Horse/Jockey	Barrier	Top Speed [km/h]	Fastest Section								Distance Travelled [m]
1	6	TURN BIRD	2	65.4	0:11.35	1:23.22 [1]	1:09.34 [3]	0:57.89 [3]	0:46.18 [2]	0:34.56 [2]	0:23.10 [2]	0:34.56	
		Sean Cormack		600m	400m	(0:13.88)	(0:11.45)	(0:11.71)	(0:11.62)	(0:11.46)	(0:11.35)		
2	2	CHOIR BOY	5	65.0	0:11.39	1:23.27 [2]	1:09.71 [1]	0:58.16 [1]	0:46.32 [1]	0:34.74 [1]	0:23.29 [1]	0:34.74	-4
		Gabrielle Semmens		600m	400m	(0:13.56)	(0:11.55)	(0:11.84)	(0:11.58)	(0:11.45)	(0:11.39)		
3	5	JOHN JOSEPH	4	66.3	0:11.45	1:23.70 [3]	1:09.99 [2]	0:58.41 [2]	0:46.42 [3]	0:34.72 [3]	0:23.27 [3]	0:34.72	-4
		Ashley Butler		600m	600m	(0:13.71)	(0:11.58)	(0:11.99)	(0:11.70)	(0:11.45)	(0:11.47)		
3	7	READ 'EM AND WEEP	1	65.6	0:11.23	1:23.71 [3]	1:09.35 [5]	0:58.12 [5]	0:46.29 [4]	0:34.69 [4]	0:23.26 [4]	0:34.69	+2
		Nathan Thomas		600m	1200m	(0:14.36)	(0:11.23)	(0:11.83)	(0:11.60)	(0:11.43)	(0:11.42)		
5	3	RELEASE LE MISSILE	3	65.8	0:11.20	1:23.76 [5]	1:09.39 [6]	0:58.19 [4]	0:46.26 [6]	0:34.52 [6]	0:23.04 [6]	0:34.52	+5
		Denicious Smith		1200m	1200m	(0:14.37)	(0:11.20)	(0:11.93)	(0:11.74)	(0:11.48)	(0:11.47)		
6	4	COOL ENCOUNTER	6	65.3	0:11.35	1:23.78 [6]	1:09.67 [4]	0:58.17 [6]	0:46.36 [5]	0:34.72 [5]	0:23.19 [5]	0:34.72	-3
		Justin Stanley		600m	400m	(0:14.11)	(0:11.50)	(0:11.81)	(0:11.64)	(0:11.53)	(0:11.35)		

Scratched: Reggie's Boy (#1)



Townsville QLD Professional
Race 4: Ladbrokes Same Race Multi BM70 Handicap - 1400m
06 May 2025 - 15:25



Track Rating: Good 4, Weather: Fine, Rail Position: +5m 1000m-W/Post; +2m Remainder

Section						200m		Last 600m	
Field Times						0:11.85 (0:11.85)		0:34.69	
Rank	TAB	Horse/Jockey	Barrier	Top Speed [km/h]	Fastest Section	Margin		Distance Travelled [m]	
1	6	TURN BIRD	2	65.4	0:11.35	0:11.75 [2]	1:23.22	0:34.56	
		Sean Cormack		600m	400m	(0:11.75)			
2	2	CHOIR BOY	5	65.0	0:11.39	0:11.90 [1]	0.32L	0:34.74 -4	
		Gabrielle Semmens		600m	400m	(0:11.90)			
3	5	JOHN JOSEPH	4	66.3	0:11.45	0:11.80 [4]	2.87L	0:34.72 -4	
		Ashley Butler		600m	600m	(0:11.80)			
3	7	READ 'EM AND WEEP	1	65.6	0:11.23	0:11.84 [3]	2.87L	0:34.69 +2	
		Nathan Thomas		600m	1200m	(0:11.84)			
5	3	RELEASE LE MISSILE	3	65.8	0:11.20	0:11.57 [6]	3.13L	0:34.52 +5	
		Denicious Smith		1200m	1200m	(0:11.57)			
6	4	COOL ENCOUNTER	6	65.3	0:11.35	0:11.84 [5]	3.31L	0:34.72 -3	
		Justin Stanley		600m	400m	(0:11.84)			

Scratched: Reggie's Boy (#1)



Horse/Jockey Name	Turn Bird
Final Rank	1
Fastest Section Time (Section)	0:11.35 (400m)
Top Speed [km/h] (Section)	65.4 (600m)
Race State	Finished



Townsville QLD Professional

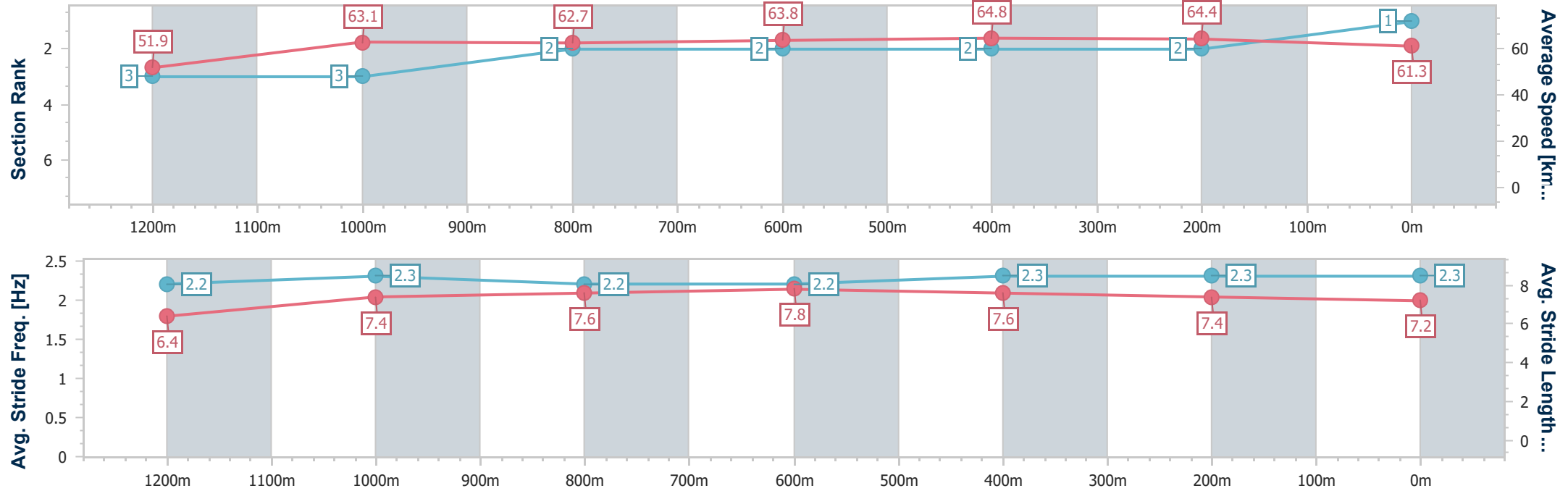
Race 4: Ladbrokes Same Race Multi BM70 Handicap - 1400m

06 May 2025 - 15:25

Track Rating: Good 4, Weather: Fine, Rail Position: +5m 1000m-W/Post; +2m Remainder



Section	Overall	1200m	1000m	800m	600m	400m	200m						
Section Times	1:23.22 [1] (0:13.88)	1:09.34 [3] (0:11.45)	0:57.89 [3] (0:11.71)	0:46.18 [2] (0:11.62)	0:34.56 [2] (0:11.46)	0:23.10 [2] (0:11.35)	0:11.75 [2] (0:11.75)						
Average Speed [km/h]	51.9	63.1	62.7	63.8	64.8	64.4	61.3						
Top Speed [km/h]	62.7	64.0	63.5	65.3	65.4	64.9	63.6						
Avg. Dist. to Rail [m]	5.7	3.3	4.1	5.8	6.7	8.9	9.6						
Avg. Stride Freq. [Hz]	2.2	2.3	2.2	2.2	2.3	2.3	2.3						
Avg. Stride Length [m]	6.4	7.4	7.6	7.8	7.6	7.4	7.2						





Horse/Jockey Name	Choir Boy
Final Rank	2
Fastest Section Time (Section)	0:11.39 (400m)
Top Speed [km/h] (Section)	65.0 (600m)
Race State	Finished



Townsville QLD Professional

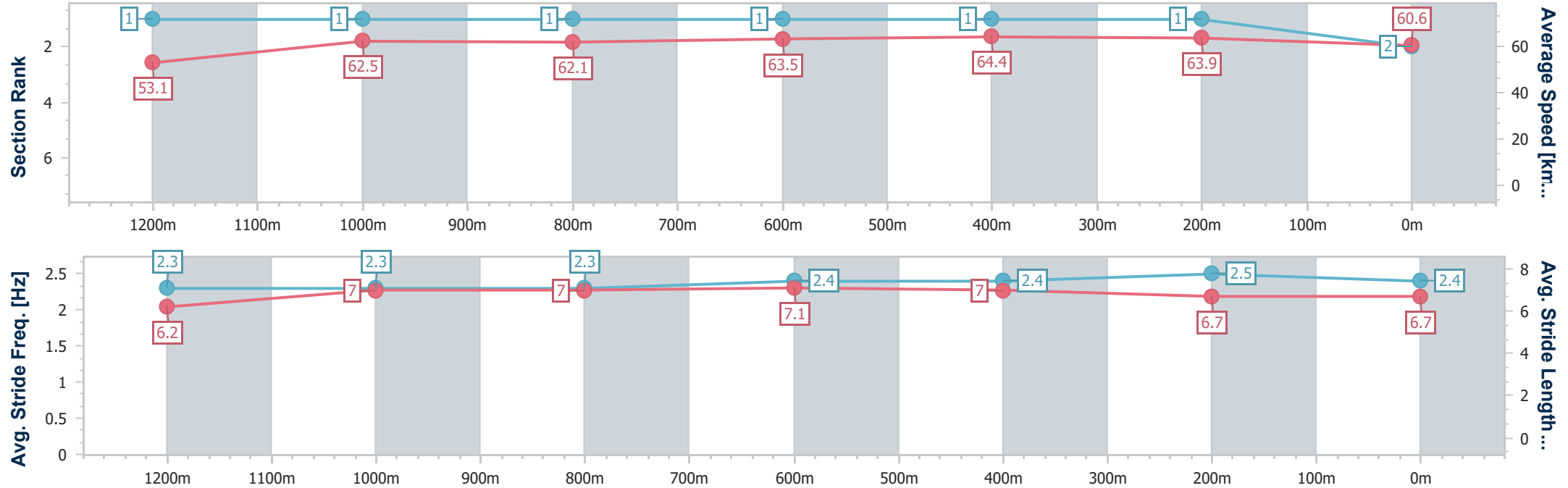
Race 4: Ladbrokes Same Race Multi BM70 Handicap - 1400m

06 May 2025 - 15:25

Track Rating: Good 4, Weather: Fine, Rail Position: +5m 1000m-
W/Post; +2m Remainder



Section	Overall	1200m	1000m	800m	600m	400m	200m						
Section Times	1:23.27 [2] (0:13.56)	1:09.71 [1] (0:11.55)	0:58.16 [1] (0:11.84)	0:46.32 [1] (0:11.58)	0:34.74 [1] (0:11.45)	0:23.29 [1] (0:11.39)	0:11.90 [1] (0:11.90)						
Average Speed [km/h]	53.1	62.5	62.1	63.5	64.4	63.9	60.6						
Top Speed [km/h]	63.7	63.5	63.2	64.8	65.0	64.1	62.8						
Avg. Dist. to Rail [m]	8.7	3.9	4.0	4.8	4.9	6.0	6.7						
Avg. Stride Freq. [Hz]	2.3	2.3	2.3	2.4	2.4	2.5	2.4						
Avg. Stride Length [m]	6.2	7.0	7.0	7.1	7.0	6.7	6.7						





Horse/Jockey Name	Read 'Em And Weep
Final Rank	3
Fastest Section Time (Section)	0:11.23 (1200m)
Top Speed [km/h] (Section)	65.6 (600m)
Race State	Finished



Townsville QLD Professional

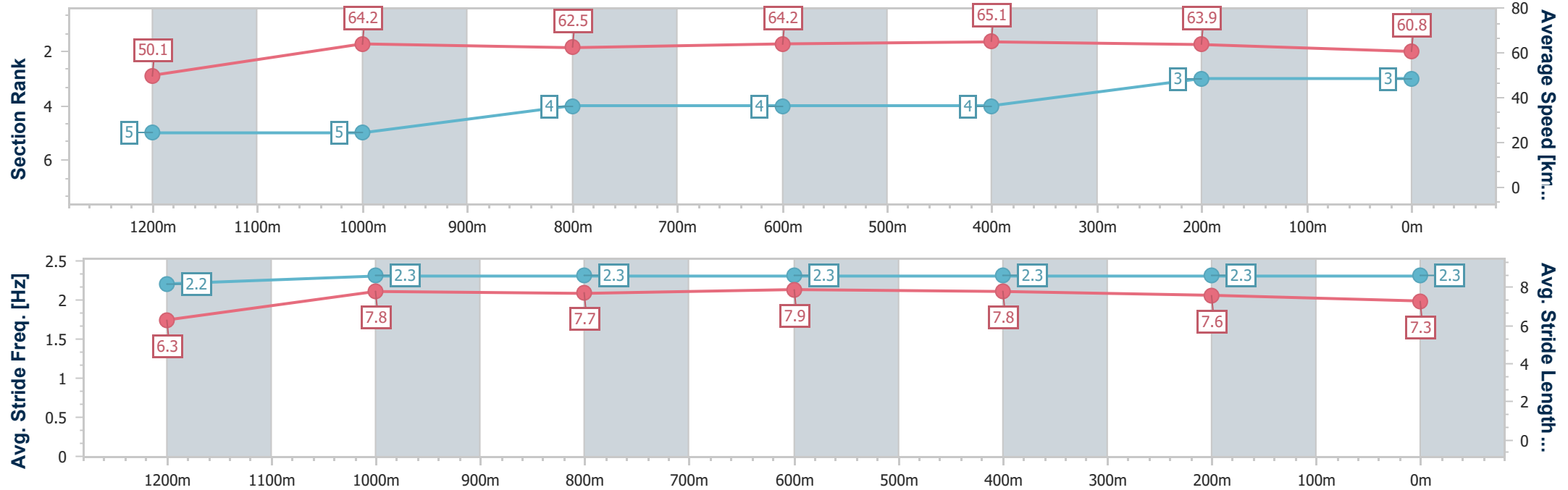
Race 4: Ladbrokes Same Race Multi BM70 Handicap - 1400m

06 May 2025 - 15:25

Track Rating: Good 4, Weather: Fine, Rail Position: +5m 1000m-
W/Post; +2m Remainder



Section	Overall	1200m	1000m	800m	600m	400m	200m						
Section Times	1:23.71 [3] (0:14.36)	1:09.35 [5] (0:11.23)	0:58.12 [5] (0:11.83)	0:46.29 [4] (0:11.60)	0:34.69 [4] (0:11.43)	0:23.26 [4] (0:11.42)	0:11.84 [3] (0:11.84)						
Average Speed [km/h]	50.1	64.2	62.5	64.2	65.1	63.9	60.8						
Top Speed [km/h]	64.0	64.6	63.8	65.1	65.6	65.2	62.9						
Avg. Dist. to Rail [m]	4.2	1.9	5.0	7.0	6.7	7.3	8.1						
Avg. Stride Freq. [Hz]	2.2	2.3	2.3	2.3	2.3	2.3	2.3						
Avg. Stride Length [m]	6.3	7.8	7.7	7.9	7.8	7.6	7.3						





Horse/Jockey Name	John Joseph
Final Rank	3
Fastest Section Time (Section)	0:11.45 (600m)
Top Speed [km/h] (Section)	66.3 (600m)
Race State	Finished



Townsville QLD Professional

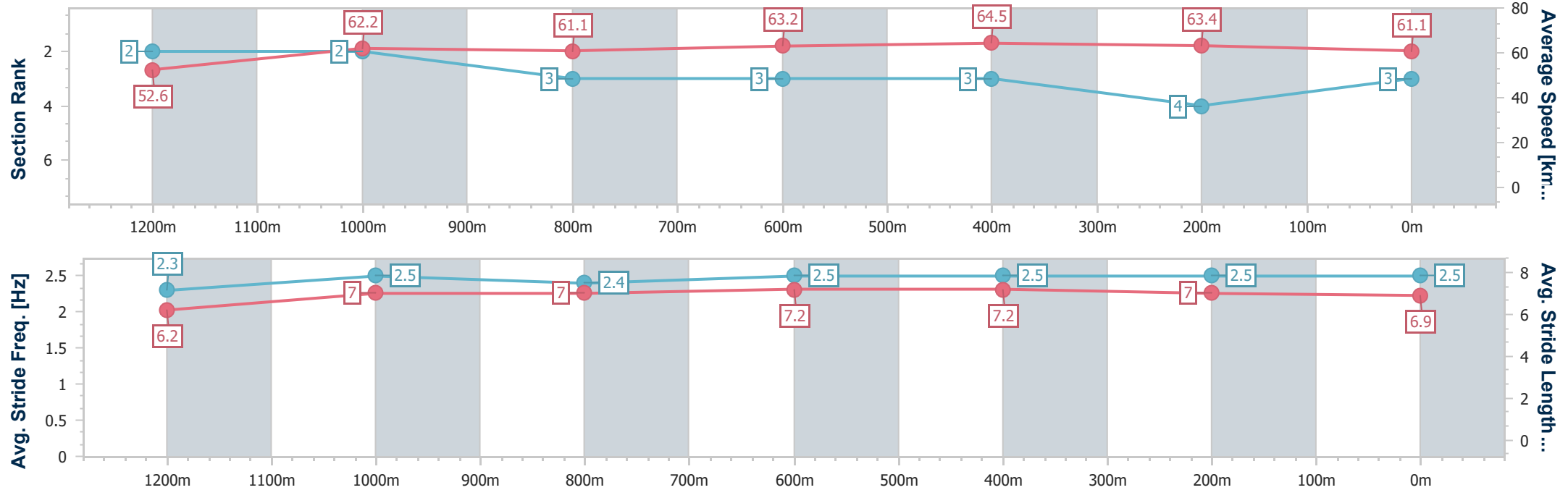
Race 4: Ladbrokes Same Race Multi BM70 Handicap - 1400m

06 May 2025 - 15:25

Track Rating: Good 4, Weather: Fine, Rail Position: +5m 1000m-
W/Post; +2m Remainder



Section	Overall	1200m	1000m	800m	600m	400m	200m						
Section Times	1:23.70 [3] (0:13.71)	1:09.99 [2] (0:11.58)	0:58.41 [2] (0:11.99)	0:46.42 [3] (0:11.70)	0:34.72 [3] (0:11.45)	0:23.27 [3] (0:11.47)	0:11.80 [4] (0:11.80)						
Average Speed [km/h]	52.6	62.2	61.1	63.2	64.5	63.4	61.1						
Top Speed [km/h]	63.3	63.7	63.1	64.1	66.3	64.1	62.7						
Avg. Dist. to Rail [m]	6.0	1.6	3.4	5.5	5.4	5.6	6.3						
Avg. Stride Freq. [Hz]	2.3	2.5	2.4	2.5	2.5	2.5	2.5						
Avg. Stride Length [m]	6.2	7.0	7.0	7.2	7.2	7.0	6.9						





Horse/Jockey Name	Release Le Missile
Final Rank	5
Fastest Section Time (Section)	0:11.20 (1200m)
Top Speed [km/h] (Section)	65.8 (1200m)
Race State	Finished



Townsville QLD Professional

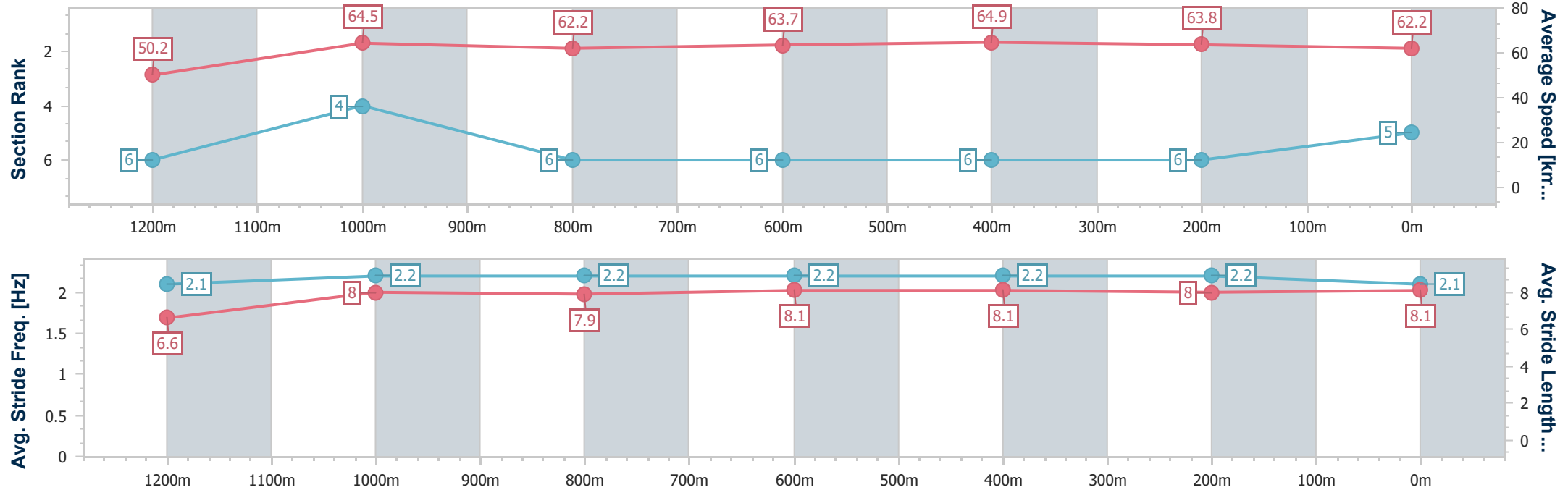
Race 4: Ladbrokes Same Race Multi BM70 Handicap - 1400m

06 May 2025 - 15:25

Track Rating: Good 4, Weather: Fine, Rail Position: +5m 1000m-W/Post; +2m Remainder



Section	Overall	1200m	1000m	800m	600m	400m	200m						
Section Times	1:23.76 [5] (0:14.37)	1:09.39 [6] (0:11.20)	0:58.19 [4] (0:11.93)	0:46.26 [6] (0:11.74)	0:34.52 [6] (0:11.48)	0:23.04 [6] (0:11.47)	0:11.57 [6] (0:11.57)						
Average Speed [km/h]	50.2	64.5	62.2	63.7	64.9	63.8	62.2						
Top Speed [km/h]	64.5	65.8	63.4	65.0	65.7	64.6	63.9						
Avg. Dist. to Rail [m]	6.2	4.1	6.2	7.8	7.4	8.8	10.9						
Avg. Stride Freq. [Hz]	2.1	2.2	2.2	2.2	2.2	2.2	2.1						
Avg. Stride Length [m]	6.6	8.0	7.9	8.1	8.1	8.0	8.1						





Horse/Jockey Name	Cool Encounter
Final Rank	6
Fastest Section Time (Section)	0:11.35 (400m)
Top Speed [km/h] (Section)	65.3 (600m)
Race State	Finished



Townsville QLD Professional

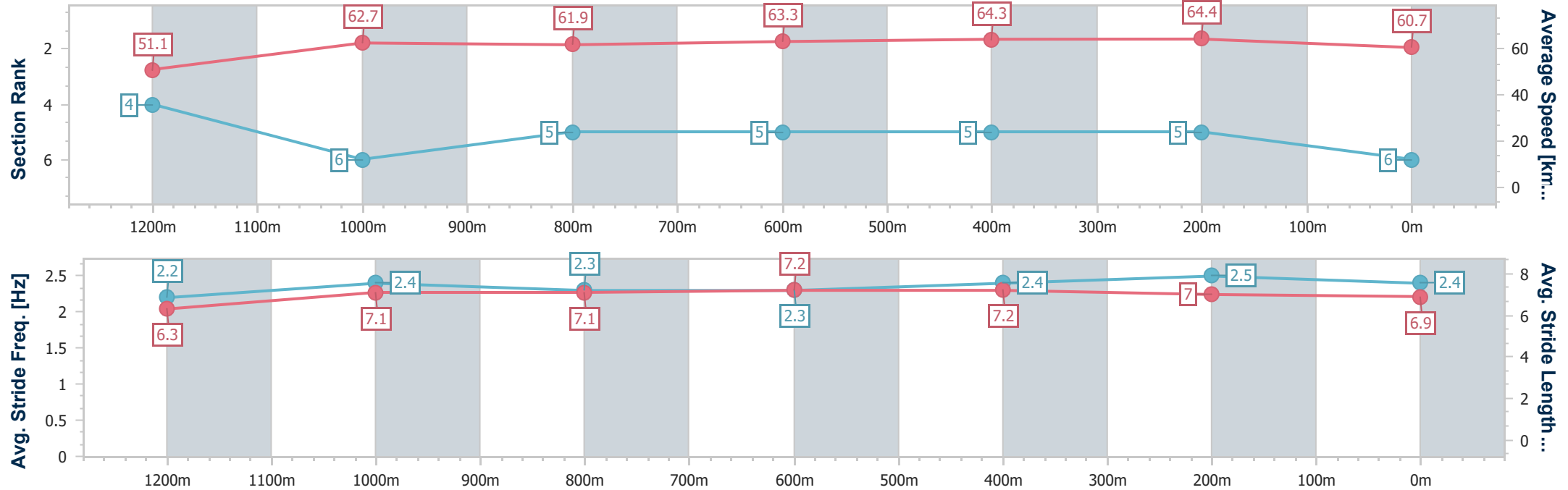
Race 4: Ladbrokes Same Race Multi BM70 Handicap - 1400m

06 May 2025 - 15:25

Track Rating: Good 4, Weather: Fine, Rail Position: +5m 1000m-
W/Post; +2m Remainder



Section	Overall	1200m	1000m	800m	600m	400m	200m						
Section Times	1:23.78 [6] (0:14.11)	1:09.67 [4] (0:11.50)	0:58.17 [6] (0:11.81)	0:46.36 [5] (0:11.64)	0:34.72 [5] (0:11.53)	0:23.19 [5] (0:11.35)	0:11.84 [5] (0:11.84)						
Average Speed [km/h]	51.1	62.7	61.9	63.3	64.3	64.4	60.7						
Top Speed [km/h]	62.8	63.2	62.9	65.1	65.3	65.0	63.5						
Avg. Dist. to Rail [m]	6.2	1.5	2.8	4.9	6.0	8.7	10.2						
Avg. Stride Freq. [Hz]	2.2	2.4	2.3	2.3	2.4	2.5	2.4						
Avg. Stride Length [m]	6.3	7.1	7.1	7.2	7.2	7.0	6.9						





Townsville QLD Professional
Race 5: Hygain OPEN Handicap - 1000m
06 May 2025 - 16:20



Track Rating: Good 4, Weather: Fine, Rail Position: +5m 1000m-W/Post; +2m Remainder

Section						Overall	800m	600m	400m	200m			
Field Times						0:55.48 (0:12.18)	0:43.30 (0:10.30)	0:33.00 (0:10.65)	0:22.35 (0:10.81)	0:11.54 (0:11.54)	Last 600m 0:33.00		
Rank	TAB	Horse/Jockey	Barrier	Top Speed [km/h]	Fastest Section						Margin		
1	2	ROWEINER'S DANCE	6	72.1	0:10.30	0:55.48 [1]	0:43.30 [1]	0:33.00 [1]	0:22.35 [1]	0:11.54 [1]	0:55.48	0:33.00	
		Gabrielle Semmens		800m	800m	(0:12.18)	(0:10.30)	(0:10.65)	(0:10.81)	(0:11.54)			
2	4	TURBEAU	3	72.9	0:10.23	0:55.84 [2]	0:42.80 [5]	0:32.57 [5]	0:22.19 [5]	0:11.41 [5]	2.16L	0:32.57 +2	
		Graham Kliese		600m	800m	(0:13.04)	(0:10.23)	(0:10.38)	(0:10.78)	(0:11.41)			
3	1	MISSILE THUNDER	5	73.7	0:10.25	0:55.87 [3]	0:43.09 [3]	0:32.84 [3]	0:22.38 [3]	0:11.54 [3]	2.3L	0:32.84 +5	
		Sean Cormack		600m	800m	(0:12.78)	(0:10.25)	(0:10.46)	(0:10.84)	(0:11.54)			
4	3	FAMILY STAR	1	72.7	0:10.20	0:56.02 [4]	0:43.40 [2]	0:33.20 [2]	0:22.71 [2]	0:11.81 [2]	3.19L	0:33.20 +2	
		Justin Stanley		600m	800m	(0:12.62)	(0:10.20)	(0:10.49)	(0:10.90)	(0:11.81)			
5	5	ARMOUR FORCE	2	73.0	0:10.16	0:56.14 [5]	0:43.21 [4]	0:33.05 [4]	0:22.63 [4]	0:11.79 [4]	3.92L	0:33.05 -1	
		Nathan Thomas		800m	800m	(0:12.93)	(0:10.16)	(0:10.42)	(0:10.84)	(0:11.79)			
6	6	BRINGYATICKET	4	72.6	0:10.22	0:56.92 [6]	0:43.54 [6]	0:33.32 [6]	0:22.83 [6]	0:11.83 [6]	8.48L	0:33.32 -2	
		Jason Taylor		800m	800m	(0:13.38)	(0:10.22)	(0:10.49)	(0:11.00)	(0:11.83)			

Scratched: Flying Shamus (#7)



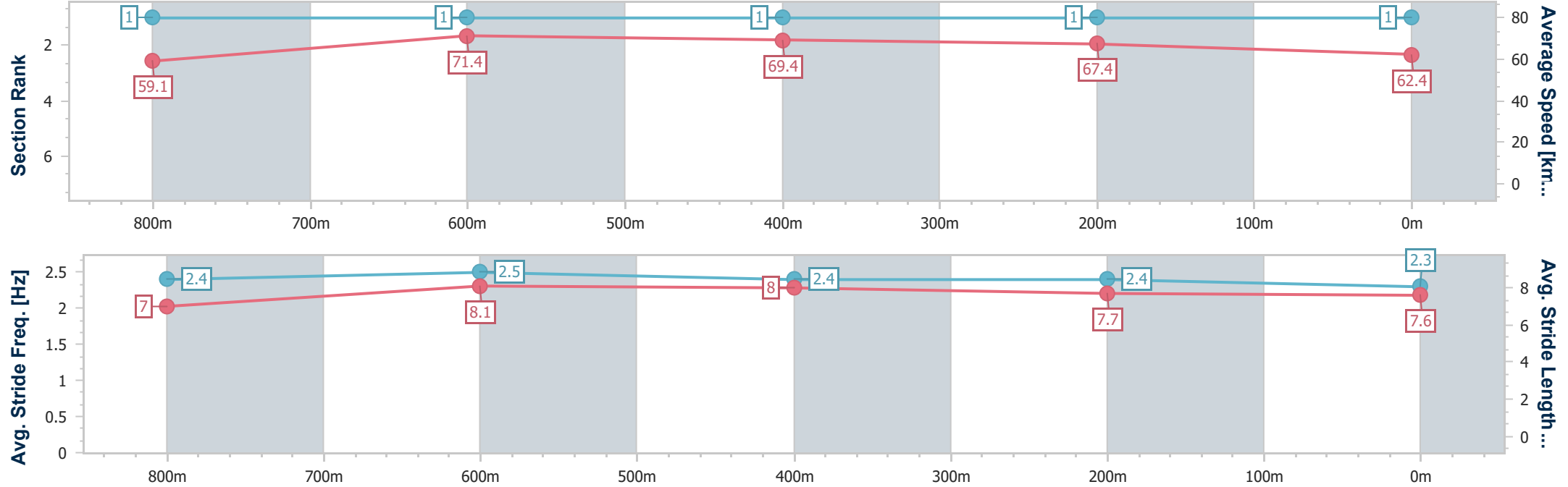
Horse/Jockey Name	Roweiner's Dance
Final Rank	1
Fastest Section Time (Section)	0:10.30 (800m)
Top Speed [km/h] (Section)	72.1 (800m)
Race State	Finished



Townsville QLD Professional
Race 5: Hygain OPEN Handicap - 1000m
06 May 2025 - 16:20
Track Rating: Good 4, Weather: Fine, Rail Position: +5m 1000m-
W/Post; +2m Remainder



Section	Overall	800m	600m	400m	200m									
Section Times	0:55.48 [1] (0:12.18)	0:43.30 [1] (0:10.30)	0:33.00 [1] (0:10.65)	0:22.35 [1] (0:10.81)	0:11.54 [1] (0:11.54)									
Average Speed [km/h]	59.1	71.4	69.4	67.4	62.4									
Top Speed [km/h]	69.9	72.1	70.8	68.2	66.3									
Avg. Dist. to Rail [m]	10.1	5.5	5.4	6.1	6.1									
Avg. Stride Freq. [Hz]	2.4	2.5	2.4	2.4	2.3									
Avg. Stride Length [m]	7.0	8.1	8.0	7.7	7.6									



- [] Ranking at each section and finish
- .-.- No data available at this section
- NA No data available



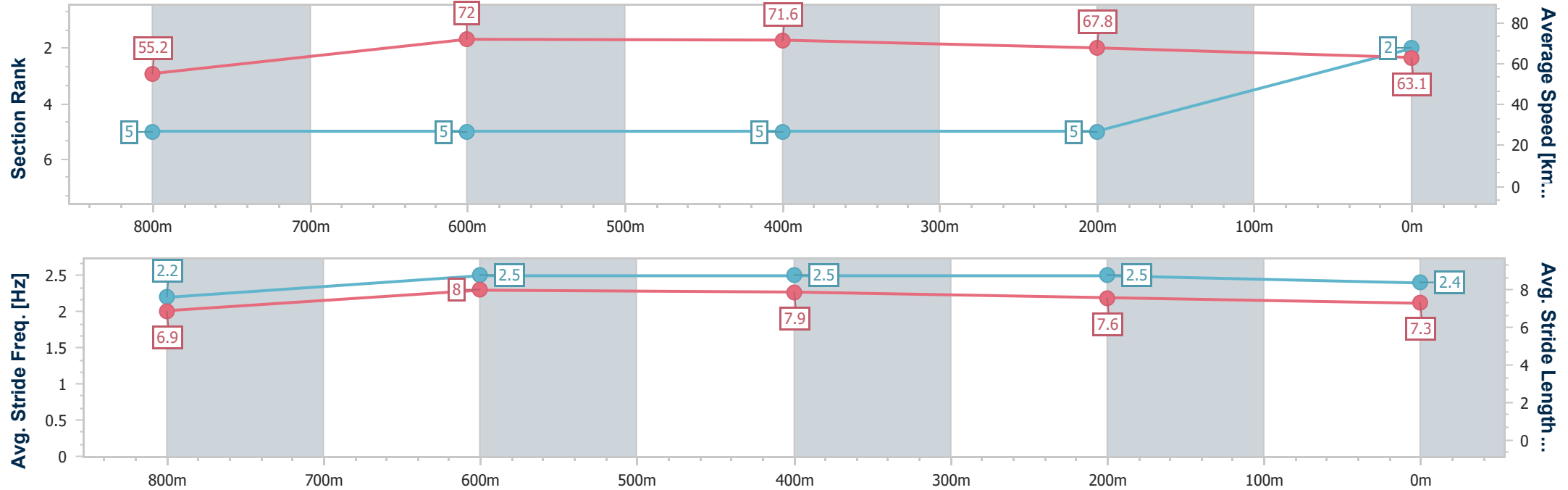
Horse/Jockey Name	Turbeau
Final Rank	2
Fastest Section Time (Section)	0:10.23 (800m)
Top Speed [km/h] (Section)	72.9 (600m)
Race State	Finished



Townsville QLD Professional
Race 5: Hygain OPEN Handicap - 1000m
06 May 2025 - 16:20
Track Rating: Good 4, Weather: Fine, Rail Position: +5m 1000m-
W/Post; +2m Remainder



Section	Overall	800m	600m	400m	200m								
Section Times	0:55.84 [2] (0:13.04)	0:42.80 [5] (0:10.23)	0:32.57 [5] (0:10.38)	0:22.19 [5] (0:10.78)	0:11.41 [5] (0:11.41)								
Average Speed [km/h]	55.2	72.0	71.6	67.8	63.1								
Top Speed [km/h]	69.7	72.8	72.9	68.9	65.7								
Avg. Dist. to Rail [m]	8.9	6.1	6.6	8.5	10.1								
Avg. Stride Freq. [Hz]	2.2	2.5	2.5	2.5	2.4								
Avg. Stride Length [m]	6.9	8.0	7.9	7.6	7.3								





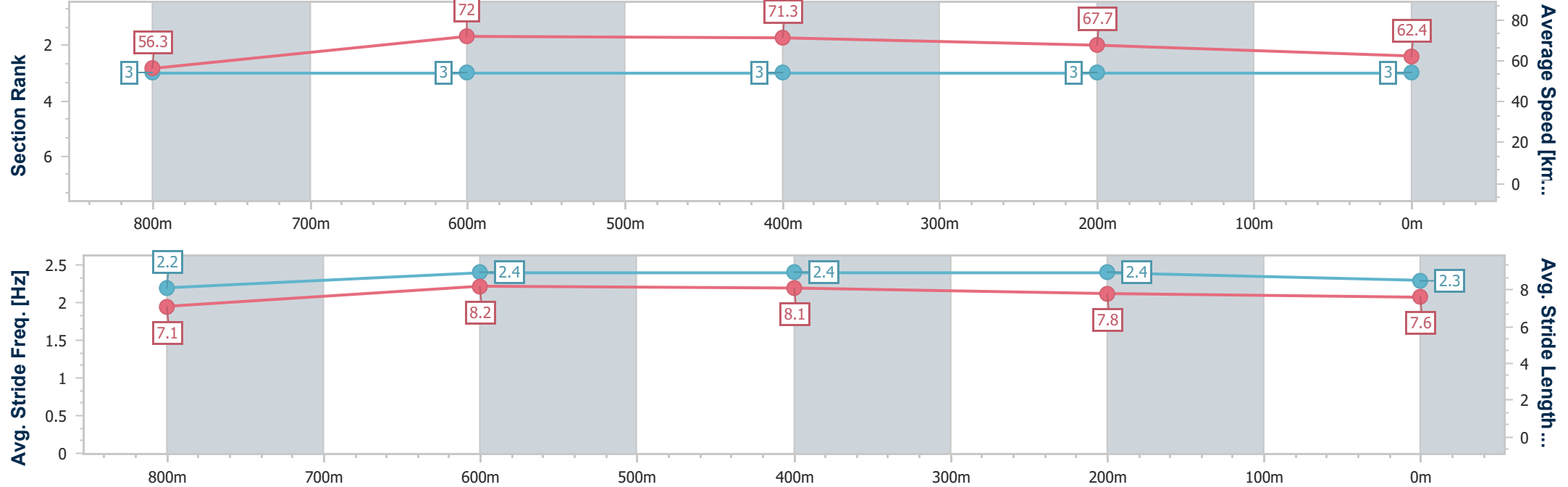
Horse/Jockey Name	Missile Thunder
Final Rank	3
Fastest Section Time (Section)	0:10.25 (800m)
Top Speed [km/h] (Section)	73.7 (600m)
Race State	Finished



Townsville QLD Professional
Race 5: Hygain OPEN Handicap - 1000m
06 May 2025 - 16:20
Track Rating: Good 4, Weather: Fine, Rail Position: +5m 1000m-
W/Post; +2m Remainder



Section	Overall	800m	600m	400m	200m										
Section Times	0:55.87 [3] (0:12.78)	0:43.09 [3] (0:10.25)	0:32.84 [3] (0:10.46)	0:22.38 [3] (0:10.84)	0:11.54 [3] (0:11.54)										
Average Speed [km/h]	56.3	72.0	71.3	67.7	62.4										
Top Speed [km/h]	70.1	73.4	73.7	69.3	65.7										
Avg. Dist. to Rail [m]	9.8	7.4	7.7	8.2	8.3										
Avg. Stride Freq. [Hz]	2.2	2.4	2.4	2.4	2.3										
Avg. Stride Length [m]	7.1	8.2	8.1	7.8	7.6										





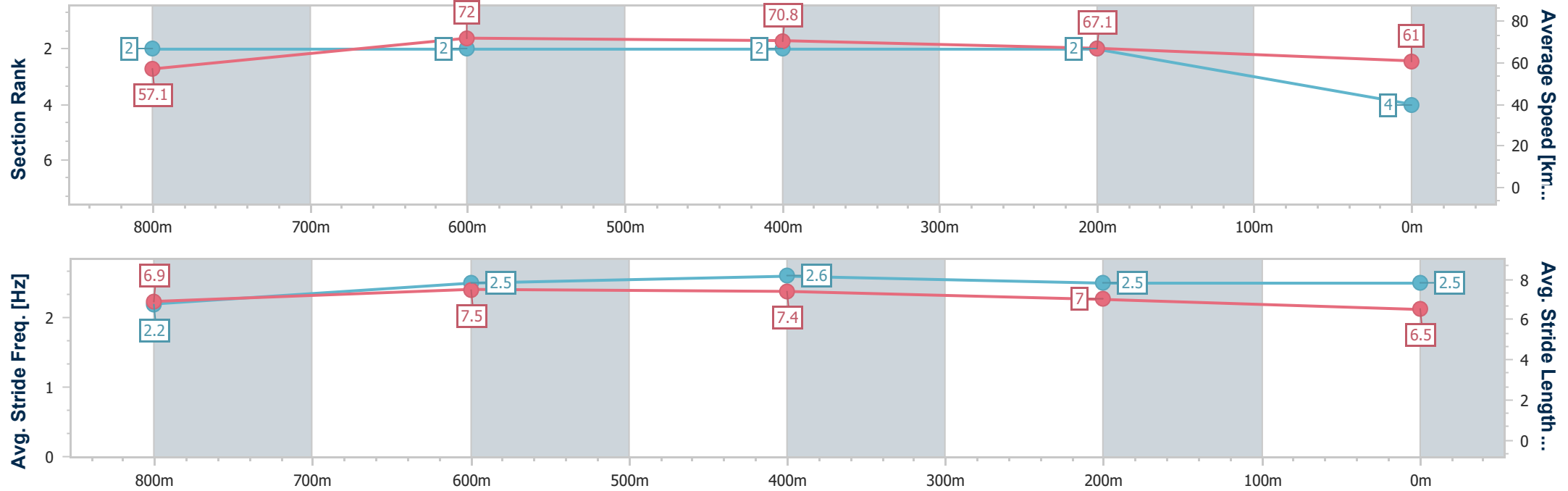
Horse/Jockey Name	Family Star
Final Rank	4
Fastest Section Time (Section)	0:10.20 (800m)
Top Speed [km/h] (Section)	72.7 (600m)
Race State	Finished



Townsville QLD Professional
Race 5: Hygain OPEN Handicap - 1000m
06 May 2025 - 16:20
Track Rating: Good 4, Weather: Fine, Rail Position: +5m 1000m-
W/Post; +2m Remainder



Section	Overall	800m	600m	400m	200m										
Section Times	0:56.02 [4] (0:12.62)	0:43.40 [2] (0:10.20)	0:33.20 [2] (0:10.49)	0:22.71 [2] (0:10.90)	0:11.81 [2] (0:11.81)										
Average Speed [km/h]	57.1	72.0	70.8	67.1	61.0										
Top Speed [km/h]	71.3	72.7	72.7	69.3	64.8										
Avg. Dist. to Rail [m]	8.0	5.8	6.6	7.8	7.6										
Avg. Stride Freq. [Hz]	2.2	2.5	2.6	2.5	2.5										
Avg. Stride Length [m]	6.9	7.5	7.4	7.0	6.5										





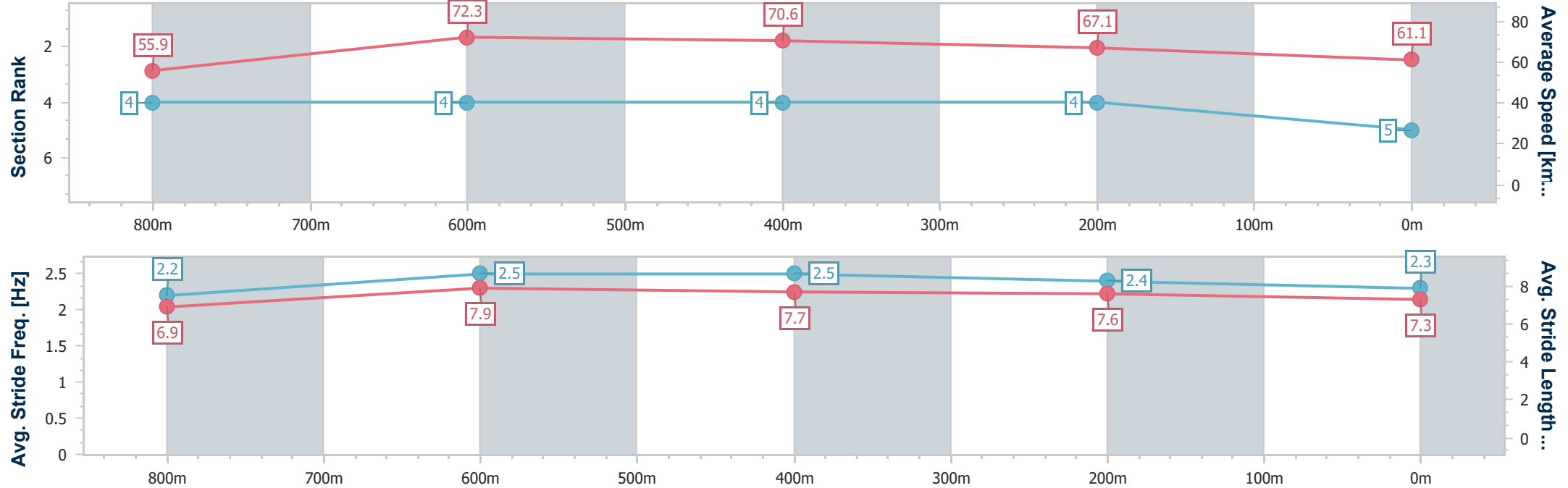
Horse/Jockey Name	Armour Force
Final Rank	5
Fastest Section Time (Section)	0:10.16 (800m)
Top Speed [km/h] (Section)	73.0 (800m)
Race State	Finished



Townsville QLD Professional
Race 5: Hygain OPEN Handicap - 1000m
06 May 2025 - 16:20
Track Rating: Good 4, Weather: Fine, Rail Position: +5m 1000m-
W/Post; +2m Remainder



Section	Overall	800m	600m	400m	200m										
Section Times	0:56.14 [5] (0:12.93)	0:43.21 [4] (0:10.16)	0:33.05 [4] (0:10.42)	0:22.63 [4] (0:10.84)	0:11.79 [4] (0:11.79)										
Average Speed [km/h]	55.9	72.3	70.6	67.1	61.1										
Top Speed [km/h]	70.5	73.0	72.3	68.5	64.3										
Avg. Dist. to Rail [m]	7.1	5.3	4.4	6.5	9.5										
Avg. Stride Freq. [Hz]	2.2	2.5	2.5	2.4	2.3										
Avg. Stride Length [m]	6.9	7.9	7.7	7.6	7.3										





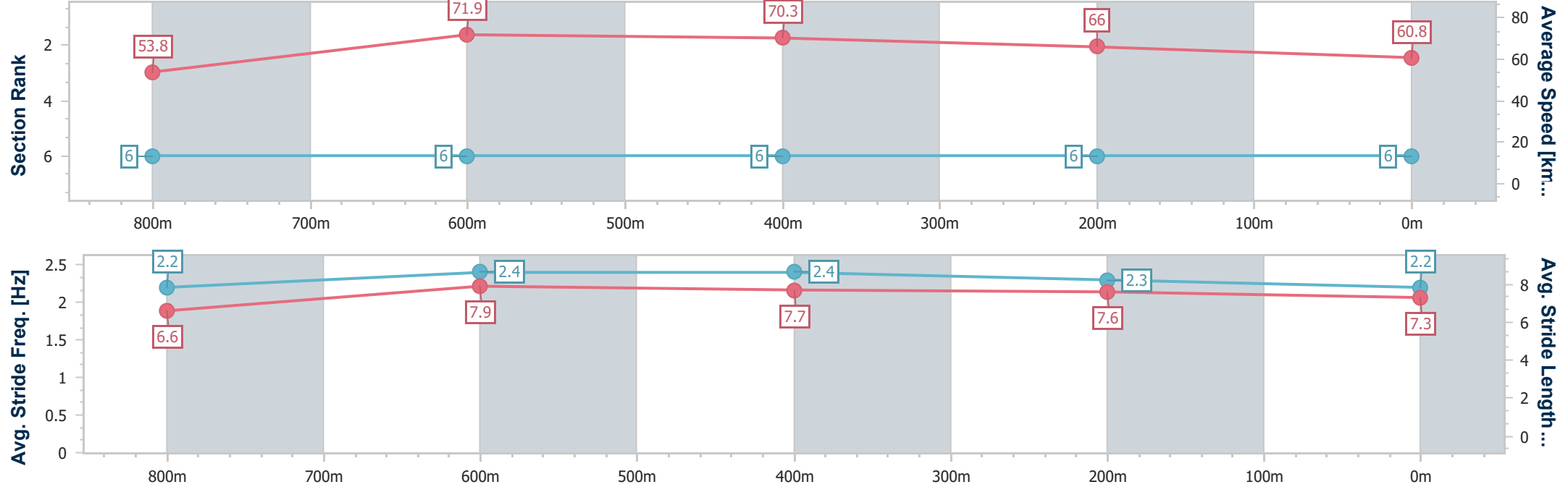
Horse/Jockey Name	Bringyaticket
Final Rank	6
Fastest Section Time (Section)	0:10.22 (800m)
Top Speed [km/h] (Section)	72.6 (800m)
Race State	Finished



Townsville QLD Professional
Race 5: Hygain OPEN Handicap - 1000m
06 May 2025 - 16:20
Track Rating: Good 4, Weather: Fine, Rail Position: +5m 1000m-
W/Post; +2m Remainder



Section	Overall	800m	600m	400m	200m										
Section Times	0:56.92 [6] (0:13.38)	0:43.54 [6] (0:10.22)	0:33.32 [6] (0:10.49)	0:22.83 [6] (0:11.00)	0:11.83 [6] (0:11.83)										
Average Speed [km/h]	53.8	71.9	70.3	66.0	60.8										
Top Speed [km/h]	69.8	72.6	72.1	67.9	64.1										
Avg. Dist. to Rail [m]	9.5	5.5	4.9	5.3	6.8										
Avg. Stride Freq. [Hz]	2.2	2.4	2.4	2.3	2.2										
Avg. Stride Length [m]	6.6	7.9	7.7	7.6	7.3										





Townsville QLD Professional
Race 6: Mitavite Class 1 Handicap - 1000m
06 May 2025 - 16:50



Track Rating: Good 4, Weather: Fine, Rail Position: +5m 1000m-W/Post; +2m Remainder

Section						Overall	800m	600m	400m	200m	Last 600m	
Field Times						0:56.61 (0:12.47)	0:44.14 (0:10.41)	0:33.73 (0:10.87)	0:22.86 (0:11.29)	0:11.57 (0:11.57)	0:33.73	
Rank	TAB	Horse/Jockey	Barrier	Top Speed [km/h]	Fastest Section						Margin	Distance Travelled [m]
1	5	THAT'S IT	10	71.9	0:10.62	0:56.61 [1]	0:43.90 [5]	0:33.28 [5]	0:22.34 [6]	0:11.32 [3]	0:56.61	0:33.28
		Jason Taylor		600m	800m	(0:12.71)	(0:10.62)	(0:10.94)	(0:11.02)	(0:11.32)		
2	11	GABBY'S READY	2	72.2	0:10.40	0:56.71 [2]	0:44.23 [2]	0:33.83 [1]	0:22.96 [1]	0:11.67 [1]	0.57L	0:33.83
		Wanderson D'Avila		800m	800m	(0:12.48)	(0:10.40)	(0:10.87)	(0:11.29)	(0:11.67)		-5
3	2	SUPER FREEZE	1	72.6	0:10.54	0:57.14 [3]	0:44.67 [1]	0:34.13 [2]	0:23.10 [3]	0:11.86 [2]	3.12L	0:34.13
		Graham Kliese		800m	800m	(0:12.47)	(0:10.54)	(0:11.03)	(0:11.24)	(0:11.86)		-3
4	4	LOOMING ONE	8	70.7	0:10.62	0:57.20 [4]	0:44.24 [7]	0:33.62 [7]	0:22.71 [8]	0:11.55 [8]	3.46L	0:33.62
		Aidan Holt		800m	800m	(0:12.96)	(0:10.62)	(0:10.91)	(0:11.16)	(0:11.55)		-5
5	3	CELEBRATION	6	71.5	0:10.42	0:57.24 [5]	0:43.88 [8]	0:33.46 [8]	0:22.75 [7]	0:11.73 [6]	3.74L	0:33.46
		Isabella Teh		800m	800m	(0:13.36)	(0:10.42)	(0:10.71)	(0:11.02)	(0:11.73)		-3
6	8	COSMIC ATOM	7	72.8	0:10.45	0:57.32 [6]	0:44.37 [6]	0:33.92 [6]	0:23.18 [5]	0:11.88 [4]	4.16L	0:33.92
		Denicious Smith		800m	800m	(0:12.95)	(0:10.45)	(0:10.74)	(0:11.30)	(0:11.88)		-5
7	6	BUBBLES'N'FROTH	5	70.0	0:10.67	0:57.53 [7]	0:43.86 [9]	0:33.19 [9]	0:22.35 [9]	0:11.38 [9]	5.41L	0:33.19
		Justin Stanley		800m	800m	(0:13.67)	(0:10.67)	(0:10.84)	(0:10.97)	(0:11.38)		-7
8	1	ABSCONDED WITNESS	3	72.4	0:10.43	0:57.78 [8]	0:45.17 [4]	0:34.74 [3]	0:23.82 [2]	0:12.32 [5]	6.86L	0:34.74
		Sean Cormack		800m	800m	(0:12.61)	(0:10.43)	(0:10.92)	(0:11.50)	(0:12.32)		-2
9	10	REEMYA	4	72.0	0:10.45	0:57.83 [9]	0:45.24 [3]	0:34.79 [4]	0:23.79 [4]	0:12.29 [7]	7.15L	0:34.79
		Nathan Thomas		800m	800m	(0:12.59)	(0:10.45)	(0:11.00)	(0:11.50)	(0:12.29)		+3

Scratched: Grey Power (#9), Fanciful Mr Fox (#7)



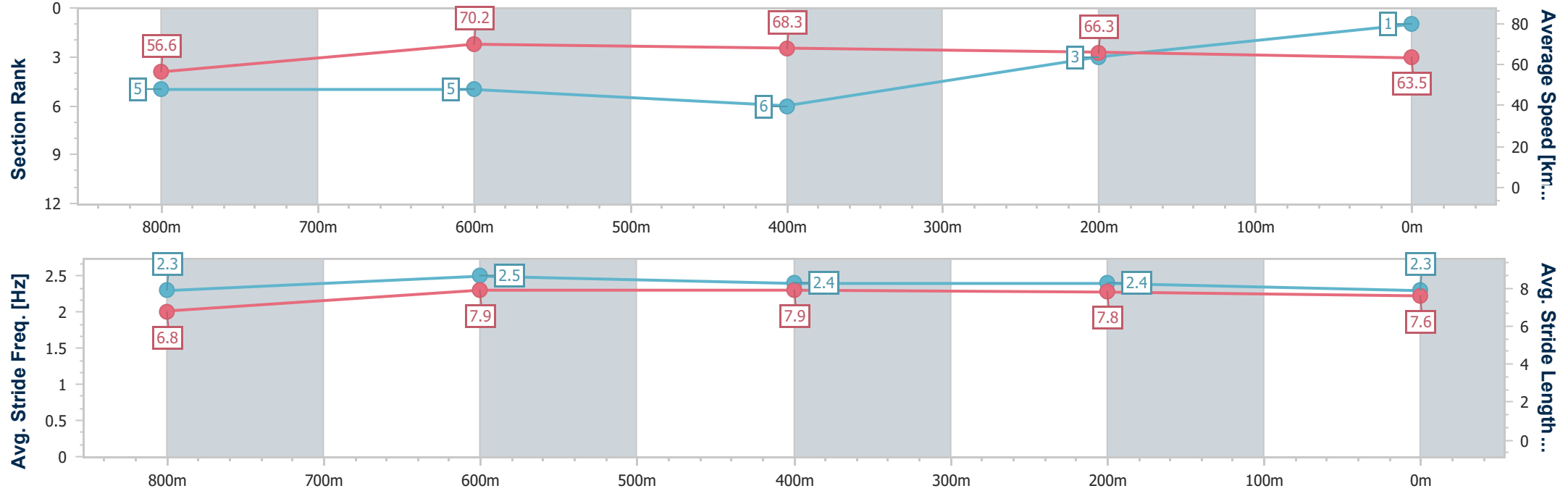
Horse/Jockey Name	That's It
Final Rank	1
Fastest Section Time (Section)	0:10.62 (800m)
Top Speed [km/h] (Section)	71.9 (600m)
Race State	Finished



Townsville QLD Professional
Race 6: Mitavite Class 1 Handicap - 1000m
06 May 2025 - 16:50
Track Rating: Good 4, Weather: Fine, Rail Position: +5m 1000m-
W/Post; +2m Remainder



Section	Overall	800m	600m	400m	200m										
Section Times	0:56.61 [1] (0:12.71)	0:43.90 [5] (0:10.62)	0:33.28 [5] (0:10.94)	0:22.34 [6] (0:11.02)	0:11.32 [3] (0:11.32)										
Average Speed [km/h]	56.6	70.2	68.3	66.3	63.5										
Top Speed [km/h]	68.3	71.7	71.9	67.2	65.6										
Avg. Dist. to Rail [m]	14.8	8.7	7.9	8.0	8.2										
Avg. Stride Freq. [Hz]	2.3	2.5	2.4	2.4	2.3										
Avg. Stride Length [m]	6.8	7.9	7.9	7.8	7.6										





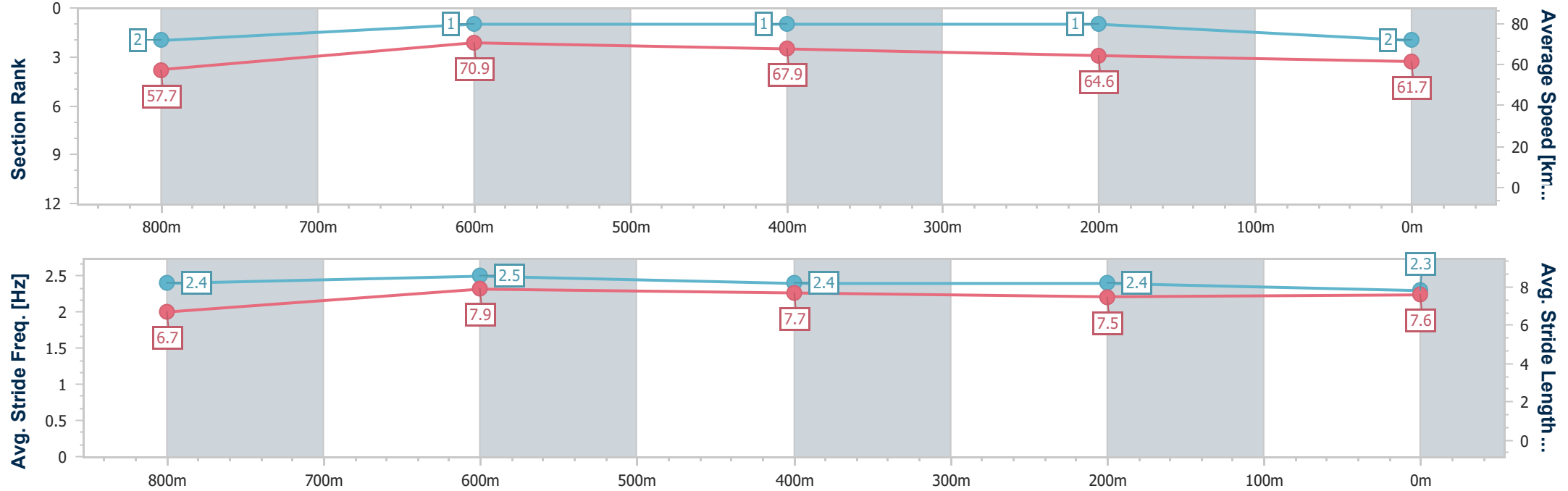
Horse/Jockey Name	Gabby's Ready
Final Rank	2
Fastest Section Time (Section)	0:10.40 (800m)
Top Speed [km/h] (Section)	72.2 (800m)
Race State	Finished



Townsville QLD Professional
Race 6: Mitavite Class 1 Handicap - 1000m
06 May 2025 - 16:50
Track Rating: Good 4, Weather: Fine, Rail Position: +5m 1000m-
W/Post; +2m Remainder



Section	Overall	800m	600m	400m	200m										
Section Times	0:56.71 [2] (0:12.48)	0:44.23 [2] (0:10.40)	0:33.83 [1] (0:10.87)	0:22.96 [1] (0:11.29)	0:11.67 [1] (0:11.67)										
Average Speed [km/h]	57.7	70.9	67.9	64.6	61.7										
Top Speed [km/h]	71.4	72.2	70.6	65.8	64.5										
Avg. Dist. to Rail [m]	9.0	6.3	5.4	5.8	5.5										
Avg. Stride Freq. [Hz]	2.4	2.5	2.4	2.4	2.3										
Avg. Stride Length [m]	6.7	7.9	7.7	7.5	7.6										





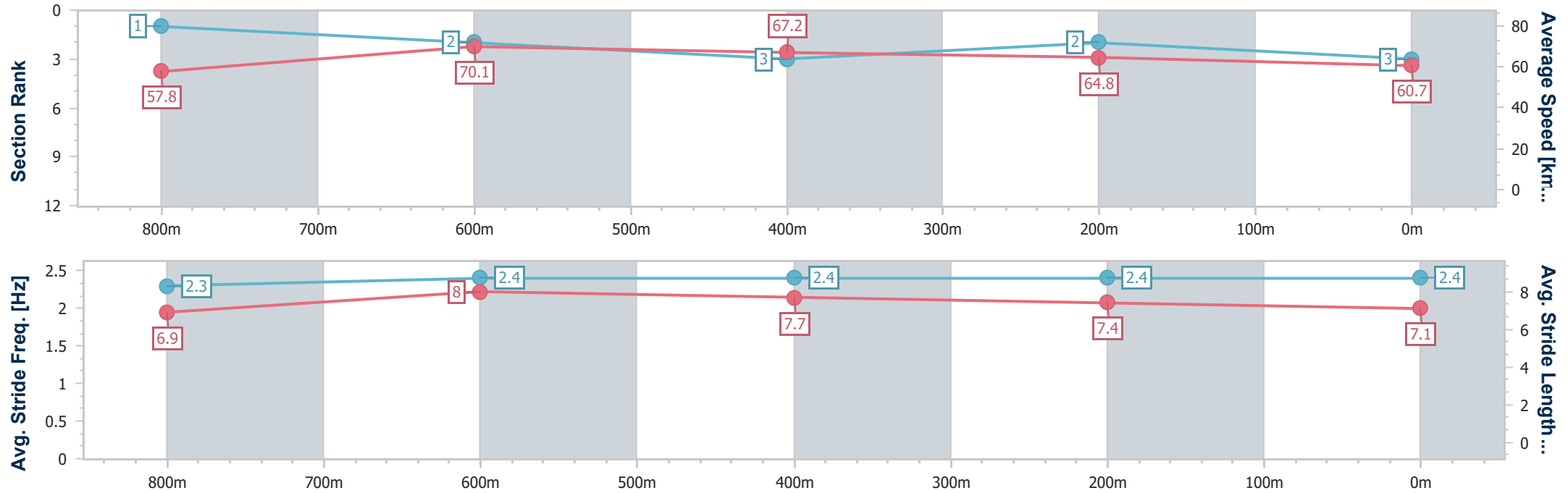
Horse/Jockey Name	Super Freeze
Final Rank	3
Fastest Section Time (Section)	0:10.54 (800m)
Top Speed [km/h] (Section)	72.6 (800m)
Race State	Finished



Townsville QLD Professional
Race 6: Mitavite Class 1 Handicap - 1000m
06 May 2025 - 16:50
Track Rating: Good 4, Weather: Fine, Rail Position: +5m 1000m-
W/Post; +2m Remainder



Section	Overall	800m	600m	400m	200m										
Section Times	0:57.14 [3] (0:12.47)	0:44.67 [1] (0:10.54)	0:34.13 [2] (0:11.03)	0:23.10 [3] (0:11.24)	0:11.86 [2] (0:11.86)										
Average Speed [km/h]	57.8	70.1	67.2	64.8	60.7										
Top Speed [km/h]	71.0	72.6	69.9	66.8	62.7										
Avg. Dist. to Rail [m]	8.0	6.5	5.9	6.7	8.0										
Avg. Stride Freq. [Hz]	2.3	2.4	2.4	2.4	2.4										
Avg. Stride Length [m]	6.9	8.0	7.7	7.4	7.1										





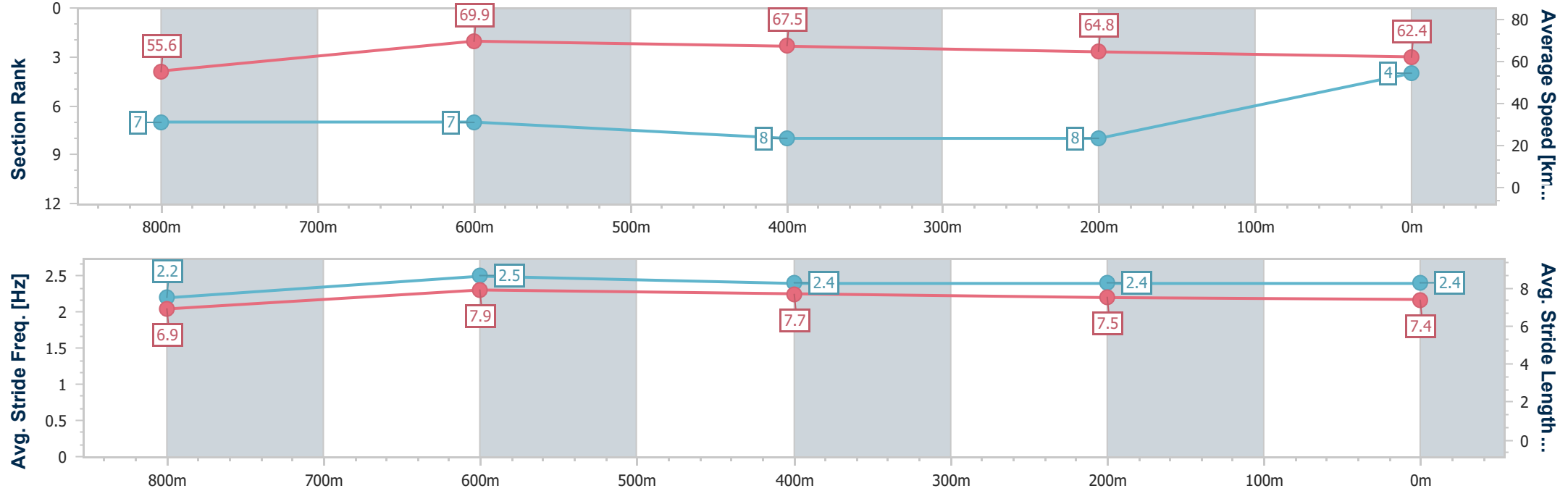
Horse/Jockey Name	Looming One
Final Rank	4
Fastest Section Time (Section)	0:10.62 (800m)
Top Speed [km/h] (Section)	70.7 (800m)
Race State	Finished



Townsville QLD Professional
Race 6: Mitavite Class 1 Handicap - 1000m
06 May 2025 - 16:50
Track Rating: Good 4, Weather: Fine, Rail Position: +5m 1000m-
W/Post; +2m Remainder



Section	Overall	800m	600m	400m	200m										
Section Times	0:57.20 [4] (0:12.96)	0:44.24 [7] (0:10.62)	0:33.62 [7] (0:10.91)	0:22.71 [8] (0:11.16)	0:11.55 [8] (0:11.55)										
Average Speed [km/h]	55.6	69.9	67.5	64.8	62.4										
Top Speed [km/h]	67.2	70.7	69.8	66.1	64.1										
Avg. Dist. to Rail [m]	14.1	8.1	4.7	4.3	5.7										
Avg. Stride Freq. [Hz]	2.2	2.5	2.4	2.4	2.4										
Avg. Stride Length [m]	6.9	7.9	7.7	7.5	7.4										





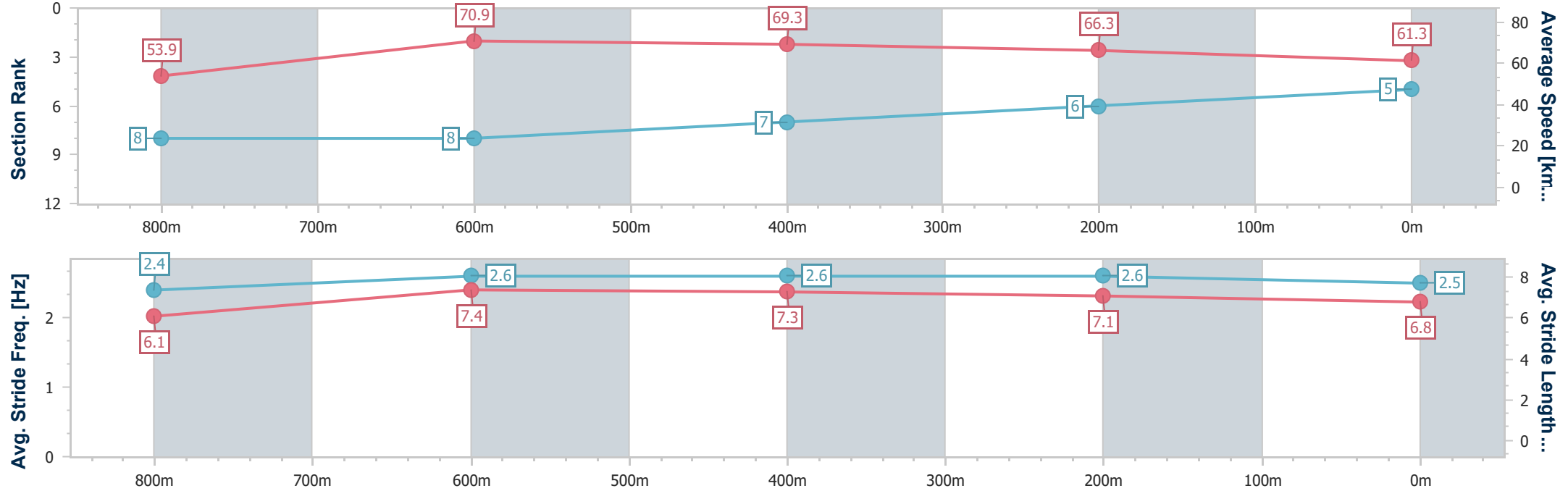
Horse/Jockey Name	Celebration
Final Rank	5
Fastest Section Time (Section)	0:10.42 (800m)
Top Speed [km/h] (Section)	71.5 (800m)
Race State	Finished



Townsville QLD Professional
Race 6: Mitavite Class 1 Handicap - 1000m
06 May 2025 - 16:50
Track Rating: Good 4, Weather: Fine, Rail Position: +5m 1000m-
W/Post; +2m Remainder



Section	Overall	800m	600m	400m	200m									
Section Times	0:57.24 [5] (0:13.36)	0:43.88 [8] (0:10.42)	0:33.46 [8] (0:10.71)	0:22.75 [7] (0:11.02)	0:11.73 [6] (0:11.73)									
Average Speed [km/h]	53.9	70.9	69.3	66.3	61.3									
Top Speed [km/h]	69.1	71.5	71.4	68.4	65.2									
Avg. Dist. to Rail [m]	12.4	7.2	6.2	9.4	13.9									
Avg. Stride Freq. [Hz]	2.4	2.6	2.6	2.6	2.5									
Avg. Stride Length [m]	6.1	7.4	7.3	7.1	6.8									



- [] Ranking at each section and finish
- .-.- No data available at this section
- NA No data available



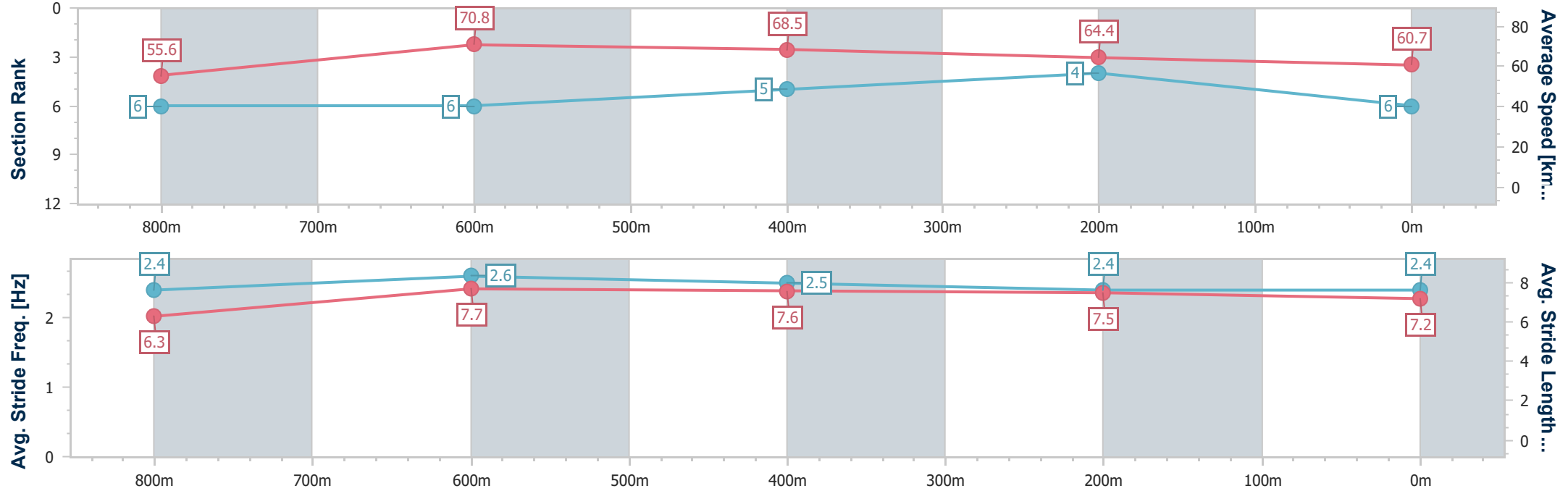
Horse/Jockey Name	Cosmic Atom
Final Rank	6
Fastest Section Time (Section)	0:10.45 (800m)
Top Speed [km/h] (Section)	72.8 (800m)
Race State	Finished



Townsville QLD Professional
Race 6: Mitavite Class 1 Handicap - 1000m
06 May 2025 - 16:50
Track Rating: Good 4, Weather: Fine, Rail Position: +5m 1000m-
W/Post; +2m Remainder



Section	Overall	800m	600m	400m	200m										
Section Times	0:57.32 [6] (0:12.95)	0:44.37 [6] (0:10.45)	0:33.92 [6] (0:10.74)	0:23.18 [5] (0:11.30)	0:11.88 [4] (0:11.88)										
Average Speed [km/h]	55.6	70.8	68.5	64.4	60.7										
Top Speed [km/h]	69.0	72.8	70.6	66.5	62.5										
Avg. Dist. to Rail [m]	13.1	7.0	4.6	6.5	8.5										
Avg. Stride Freq. [Hz]	2.4	2.6	2.5	2.4	2.4										
Avg. Stride Length [m]	6.3	7.7	7.6	7.5	7.2										





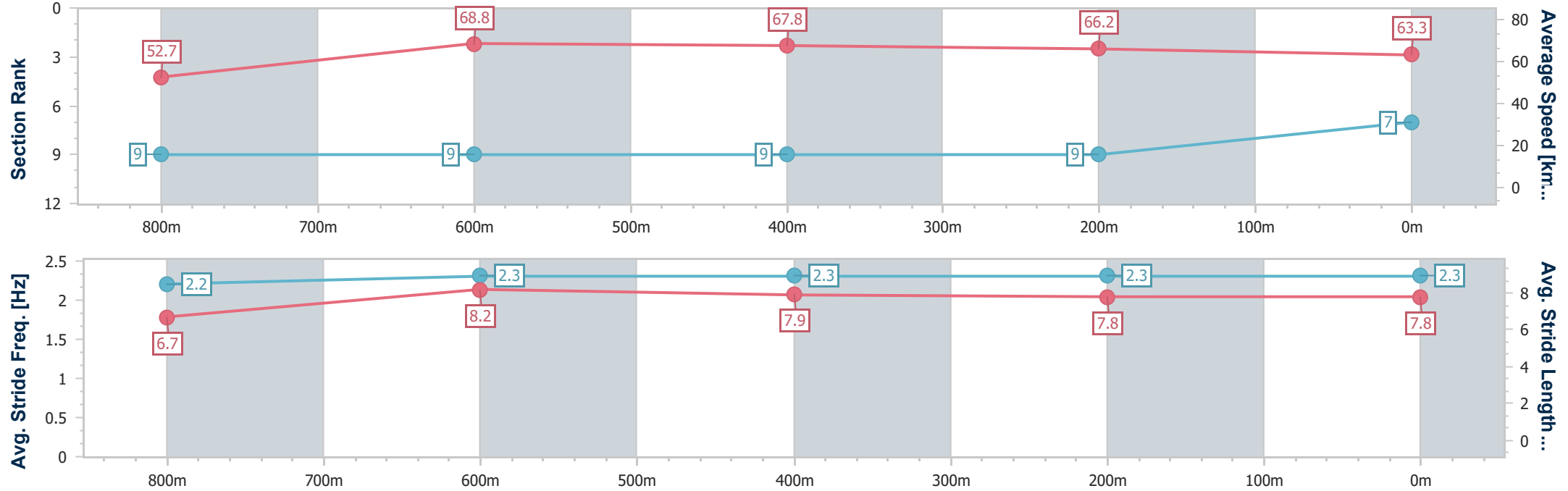
Horse/Jockey Name	Bubbles'n'froth
Final Rank	7
Fastest Section Time (Section)	0:10.67 (800m)
Top Speed [km/h] (Section)	70.0 (800m)
Race State	Finished



Townsville QLD Professional
Race 6: Mitavite Class 1 Handicap - 1000m
06 May 2025 - 16:50
Track Rating: Good 4, Weather: Fine, Rail Position: +5m 1000m-
W/Post; +2m Remainder



Section	Overall	800m	600m	400m	200m									
Section Times	0:57.53 [7] (0:13.67)	0:43.86 [9] (0:10.67)	0:33.19 [9] (0:10.84)	0:22.35 [9] (0:10.97)	0:11.38 [9] (0:11.38)									
Average Speed [km/h]	52.7	68.8	67.8	66.2	63.3									
Top Speed [km/h]	67.0	70.0	69.4	67.7	65.4									
Avg. Dist. to Rail [m]	8.9	5.1	4.1	5.2	5.7									
Avg. Stride Freq. [Hz]	2.2	2.3	2.3	2.3	2.3									
Avg. Stride Length [m]	6.7	8.2	7.9	7.8	7.8									





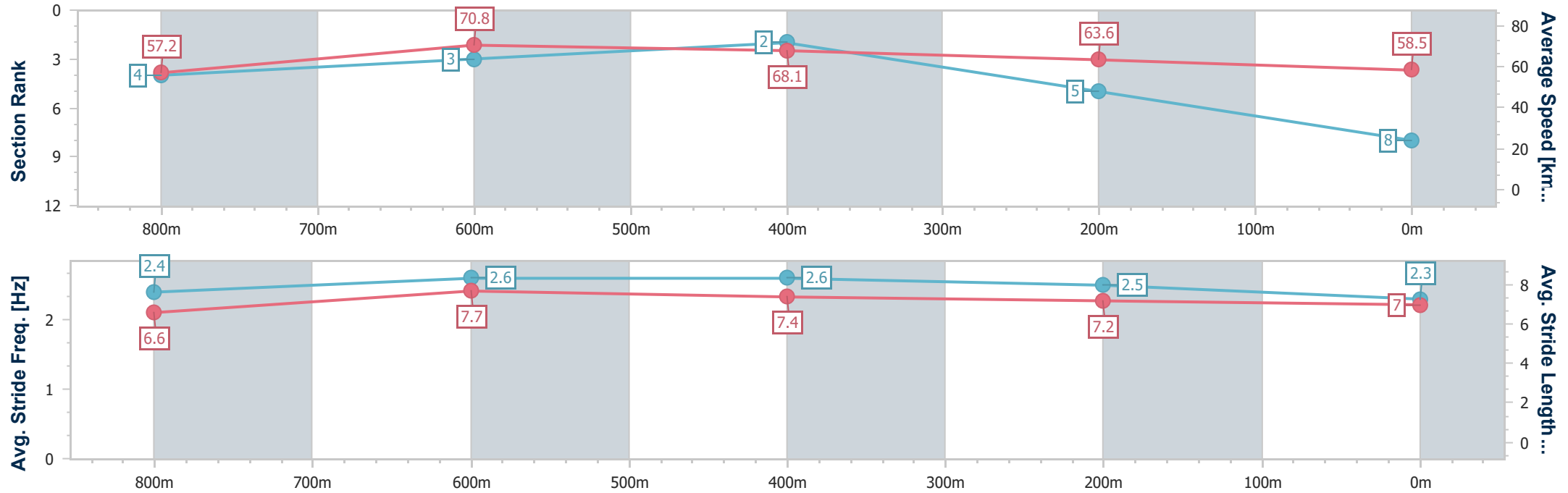
Horse/Jockey Name	Absconded Witness
Final Rank	8
Fastest Section Time (Section)	0:10.43 (800m)
Top Speed [km/h] (Section)	72.4 (800m)
Race State	Finished



Townsville QLD Professional
Race 6: Mitavite Class 1 Handicap - 1000m
06 May 2025 - 16:50
Track Rating: Good 4, Weather: Fine, Rail Position: +5m 1000m-
W/Post; +2m Remainder



Section	Overall	800m	600m	400m	200m										
Section Times	0:57.78 [8] (0:12.61)	0:45.17 [4] (0:10.43)	0:34.74 [3] (0:10.92)	0:23.82 [2] (0:11.50)	0:12.32 [5] (0:12.32)										
Average Speed [km/h]	57.2	70.8	68.1	63.6	58.5										
Top Speed [km/h]	70.7	72.4	69.6	65.9	60.7										
Avg. Dist. to Rail [m]	10.2	6.7	6.6	8.9	10.2										
Avg. Stride Freq. [Hz]	2.4	2.6	2.6	2.5	2.3										
Avg. Stride Length [m]	6.6	7.7	7.4	7.2	7.0										





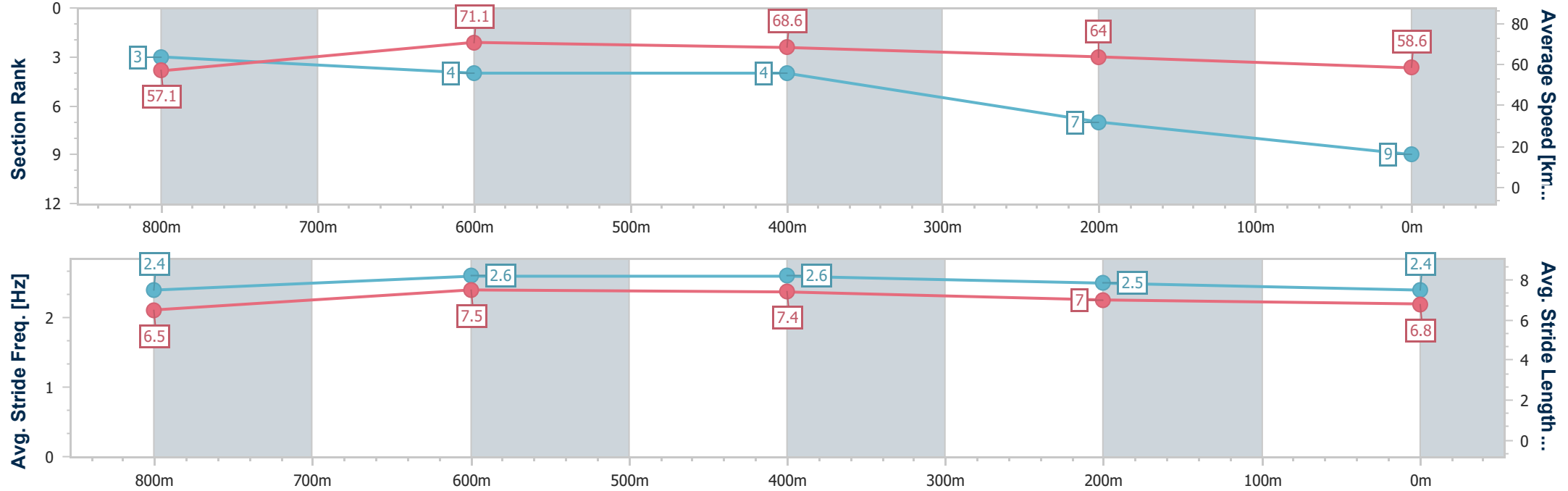
Horse/Jockey Name	Reemyya
Final Rank	9
Fastest Section Time (Section)	0:10.45 (800m)
Top Speed [km/h] (Section)	72.0 (800m)
Race State	Finished



Townsville QLD Professional
Race 6: Mitavite Class 1 Handicap - 1000m
06 May 2025 - 16:50
Track Rating: Good 4, Weather: Fine, Rail Position: +5m 1000m-
W/Post; +2m Remainder



Section	Overall	800m	600m	400m	200m									
Section Times	0:57.83 [9] (0:12.59)	0:45.24 [3] (0:10.45)	0:34.79 [4] (0:11.00)	0:23.79 [4] (0:11.50)	0:12.29 [7] (0:12.29)									
Average Speed [km/h]	57.1	71.1	68.6	64.0	58.6									
Top Speed [km/h]	70.8	72.0	71.2	65.5	61.7									
Avg. Dist. to Rail [m]	11.2	7.9	9.7	11.5	11.8									
Avg. Stride Freq. [Hz]	2.4	2.6	2.6	2.5	2.4									
Avg. Stride Length [m]	6.5	7.5	7.4	7.0	6.8									





Townsville QLD Professional
Race 7: Great Northern Brewing Co BM60 Handicap - 1200m
06 May 2025 - 17:20



Track Rating: Good 4, Weather: Fine, Rail Position: +5m 1000m-W/Post; +2m Remainder

Section		Overall				1000m	800m	600m	400m	200m	Last 600m		
Field Times		1:09.24				0:56.34	0:44.89	0:33.57	0:22.59	0:11.50	0:33.57		
		(0:12.90)				(0:11.45)	(0:11.32)	(0:10.98)	(0:11.09)	(0:11.50)			
Rank	TAB	Horse/Jockey	Barrier	Top Speed [km/h]	Fastest Section						Margin	Distance Travelled [m]	
1	2	TAMBO'S JUSTICE	9	67.7	0:10.98	1:09.24 [1]	0:56.34 [1]	0:44.89 [1]	0:33.57 [1]	0:22.59 [1]	0:11.50 [1]	1:09.24	0:33.57
		Aidan Holt		600m	600m	(0:12.90)	(0:11.45)	(0:11.32)	(0:10.98)	(0:11.09)	(0:11.50)		
2	9	ULTIMATE	1	68.9	0:10.90	1:09.28 [2]	0:56.12 [3]	0:44.70 [3]	0:33.29 [3]	0:22.39 [2]	0:11.39 [2]	0.21L	0:33.29 +2
		Graham Kliese		600m	600m	(0:13.16)	(0:11.42)	(0:11.41)	(0:10.90)	(0:11.00)	(0:11.39)		
3	3	LADY DAMUS	5	68.5	0:10.87	1:09.47 [3]	0:56.15 [5]	0:44.70 [5]	0:33.37 [5]	0:22.23 [4]	0:11.36 [3]	1.36L	0:33.37 +3
		Sean Cormack		600m	400m	(0:13.32)	(0:11.45)	(0:11.33)	(0:11.14)	(0:10.87)	(0:11.36)		
4	4	VANCOUVER BAY	2	68.0	0:11.17	1:10.10 [4]	0:56.96 [2]	0:45.57 [2]	0:34.22 [2]	0:23.05 [3]	0:11.86 [4]	5.08L	0:34.22 +5
		Gabrielle Semmens		600m	600m	(0:13.14)	(0:11.39)	(0:11.35)	(0:11.17)	(0:11.19)	(0:11.86)		
5	5	TALONS	6	67.6	0:11.09	1:10.24 [5]	0:56.81 [7]	0:45.27 [6]	0:33.83 [8]	0:22.64 [7]	0:11.55 [7]	5.87L	0:33.83 +6
		Wanderson D'Avila		600m	400m	(0:13.43)	(0:11.54)	(0:11.44)	(0:11.19)	(0:11.09)	(0:11.55)		
6	11	SPONTANEOUS CHOICE	8	67.4	0:11.11	1:10.40 [6]	0:56.86 [8]	0:45.34 [8]	0:34.20 [6]	0:23.09 [6]	0:11.79 [6]	6.82L	0:34.20 +3
		Nathan Thomas		800m	600m	(0:13.54)	(0:11.52)	(0:11.14)	(0:11.11)	(0:11.30)	(0:11.79)		
7	6	GOING NUCLEAR	4	68.1	0:11.18	1:10.47 [7]	0:57.29 [4]	0:45.71 [4]	0:34.38 [4]	0:23.20 [5]	0:11.96 [5]	7.24L	0:34.38 +12
		Isabella Teh		600m	600m	(0:13.18)	(0:11.58)	(0:11.33)	(0:11.18)	(0:11.24)	(0:11.96)		
8	10	ELLEVES	7	66.8	0:11.27	1:10.72 [8]	0:57.35 [6]	0:45.74 [7]	0:34.35 [7]	0:23.08 [8]	0:11.81 [8]	8.69L	0:34.35 +9
		Jason Taylor		600m	600m	(0:13.37)	(0:11.61)	(0:11.39)	(0:11.27)	(0:11.27)	(0:11.81)		

Scratched: Spirit Of Giving (#7), Henry's Blade (#1), Caldante (#8)



Horse/Jockey Name	Tambo's Justice
Final Rank	1
Fastest Section Time (Section)	0:10.98 (600m)
Top Speed [km/h] (Section)	67.7 (600m)
Race State	Finished



Townsville QLD Professional

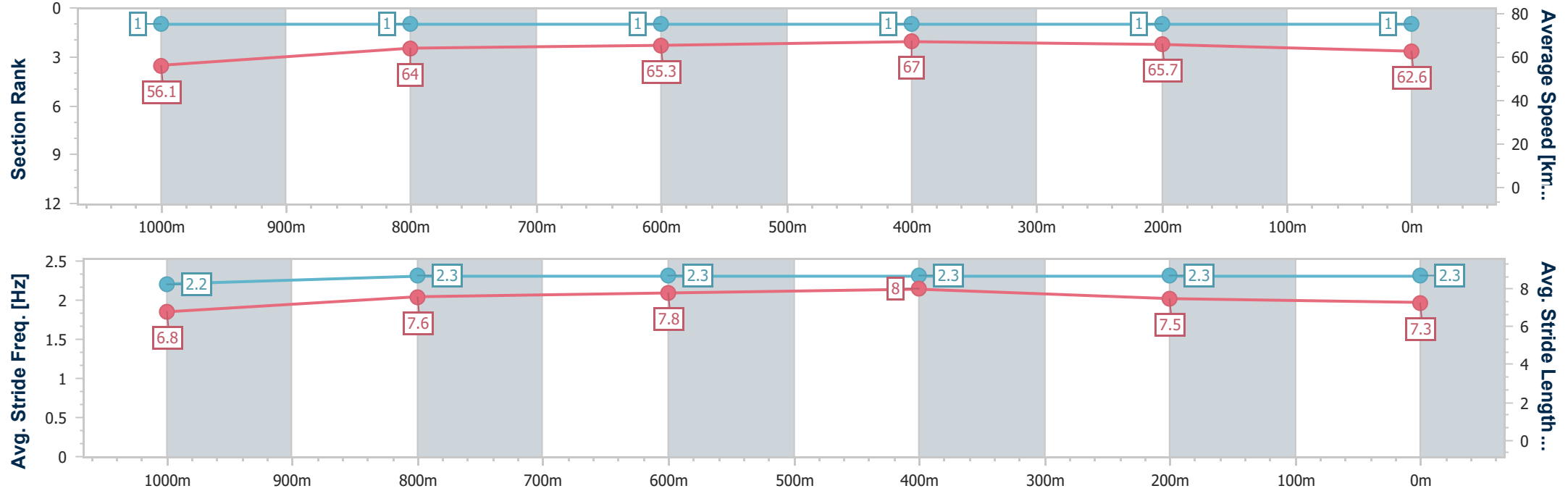
Race 7: Great Northern Brewing Co BM60 Handicap - 1200m

06 May 2025 - 17:20

Track Rating: Good 4, Weather: Fine, Rail Position: +5m 1000m-
W/Post; +2m Remainder



Section	Overall	1000m	800m	600m	400m	200m								
Section Times	1:09.24 [1] (0:12.90)	0:56.34 [1] (0:11.45)	0:44.89 [1] (0:11.32)	0:33.57 [1] (0:10.98)	0:22.59 [1] (0:11.09)	0:11.50 [1] (0:11.50)								
Average Speed [km/h]	56.1	64.0	65.3	67.0	65.7	62.6								
Top Speed [km/h]	64.4	64.8	67.4	67.7	67.1	64.6								
Avg. Dist. to Rail [m]	7.5	3.7	5.4	4.9	5.5	5.8								
Avg. Stride Freq. [Hz]	2.2	2.3	2.3	2.3	2.3	2.3								
Avg. Stride Length [m]	6.8	7.6	7.8	8.0	7.5	7.3								



- [] Ranking at each section and finish
- .-.- No data available at this section
- NA No data available



Horse/Jockey Name	Ultimate
Final Rank	2
Fastest Section Time (Section)	0:10.90 (600m)
Top Speed [km/h] (Section)	68.9 (600m)
Race State	Finished



Townsville QLD Professional

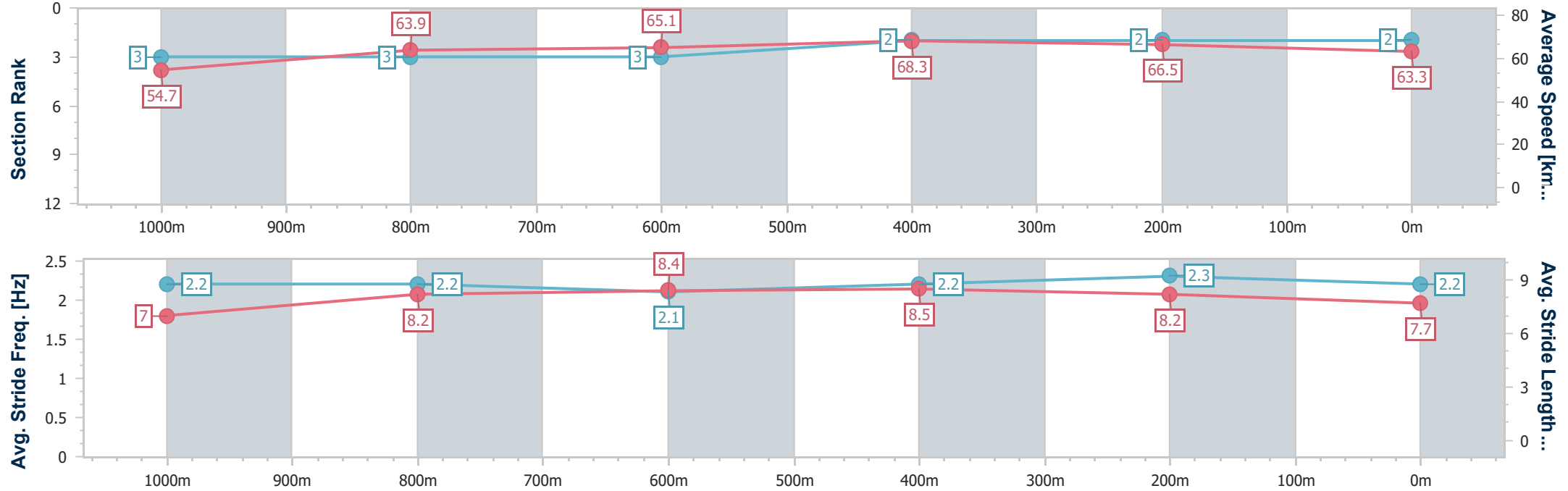
Race 7: Great Northern Brewing Co BM60 Handicap - 1200m

06 May 2025 - 17:20

Track Rating: Good 4, Weather: Fine, Rail Position: +5m 1000m-
W/Post; +2m Remainder



Section	Overall	1000m	800m	600m	400m	200m								
Section Times	1:09.28 [2] (0:13.16)	0:56.12 [3] (0:11.42)	0:44.70 [3] (0:11.41)	0:33.29 [3] (0:10.90)	0:22.39 [2] (0:11.00)	0:11.39 [2] (0:11.39)								
Average Speed [km/h]	54.7	63.9	65.1	68.3	66.5	63.3								
Top Speed [km/h]	64.0	64.7	66.5	68.9	68.3	66.9								
Avg. Dist. to Rail [m]	1.9	3.0	6.1	7.2	8.3	8.0								
Avg. Stride Freq. [Hz]	2.2	2.2	2.1	2.2	2.3	2.2								
Avg. Stride Length [m]	7.0	8.2	8.4	8.5	8.2	7.7								





Horse/Jockey Name	Lady Damus
Final Rank	3
Fastest Section Time (Section)	0:10.87 (400m)
Top Speed [km/h] (Section)	68.5 (600m)
Race State	Finished



Townsville QLD Professional

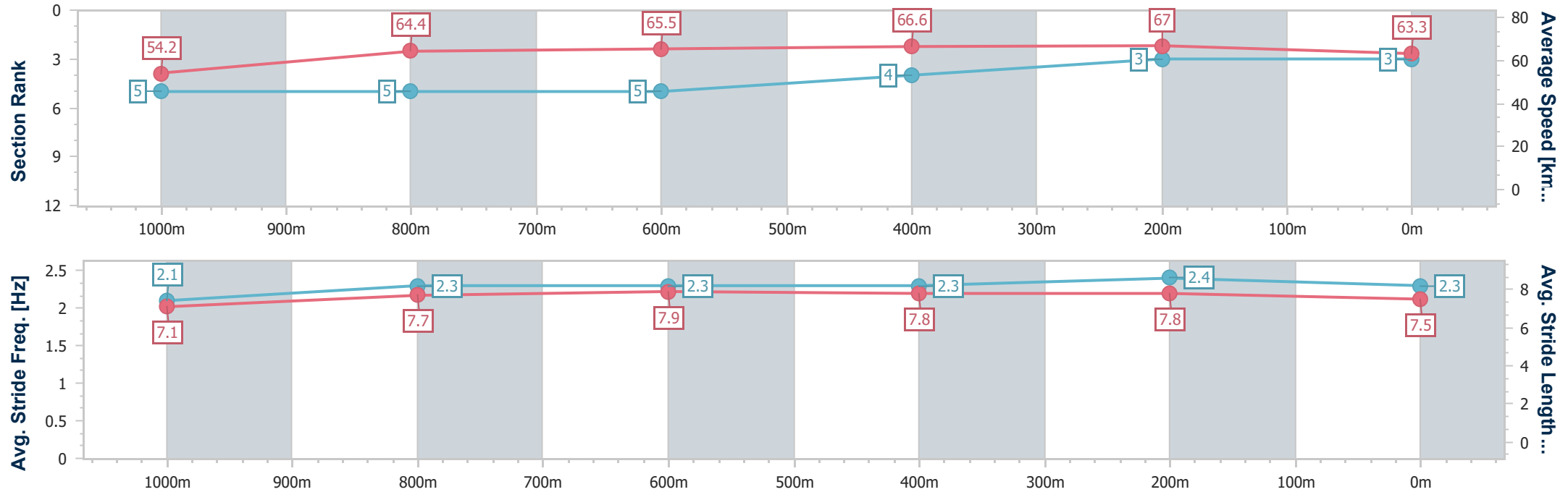
Race 7: Great Northern Brewing Co BM60 Handicap - 1200m

06 May 2025 - 17:20

Track Rating: Good 4, Weather: Fine, Rail Position: +5m 1000m-
W/Post; +2m Remainder



Section	Overall	1000m	800m	600m	400m	200m								
Section Times	1:09.47 [3] (0:13.32)	0:56.15 [5] (0:11.45)	0:44.70 [5] (0:11.33)	0:33.37 [5] (0:11.14)	0:22.23 [4] (0:10.87)	0:11.36 [3] (0:11.36)								
Average Speed [km/h]	54.2	64.4	65.5	66.6	67.0	63.3								
Top Speed [km/h]	64.8	64.8	66.0	68.5	68.0	65.9								
Avg. Dist. to Rail [m]	5.8	5.0	6.1	6.2	6.6	8.3								
Avg. Stride Freq. [Hz]	2.1	2.3	2.3	2.3	2.4	2.3								
Avg. Stride Length [m]	7.1	7.7	7.9	7.8	7.8	7.5								





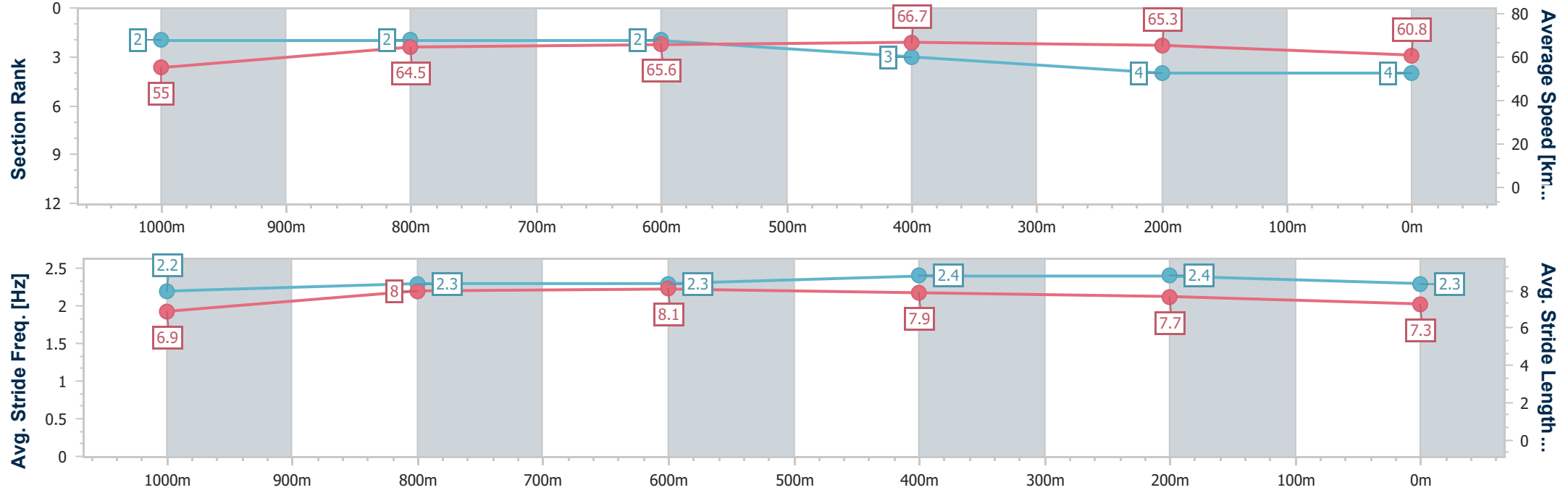
Horse/Jockey Name	Vancouver Bay
Final Rank	4
Fastest Section Time (Section)	0:11.17 (600m)
Top Speed [km/h] (Section)	68.0 (600m)
Race State	Finished



Townsville QLD Professional
Race 7: Great Northern Brewing Co BM60 Handicap - 1200m
06 May 2025 - 17:20
Track Rating: Good 4, Weather: Fine, Rail Position: +5m 1000m-
W/Post; +2m Remainder



Section	Overall	1000m	800m	600m	400m	200m								
Section Times	1:10.10 [4] (0:13.14)	0:56.96 [2] (0:11.39)	0:45.57 [2] (0:11.35)	0:34.22 [2] (0:11.17)	0:23.05 [3] (0:11.19)	0:11.86 [4] (0:11.86)								
Average Speed [km/h]	55.0	64.5	65.6	66.7	65.3	60.8								
Top Speed [km/h]	65.0	65.3	65.8	68.0	67.1	63.3								
Avg. Dist. to Rail [m]	5.1	4.4	6.2	7.4	9.3	12.6								
Avg. Stride Freq. [Hz]	2.2	2.3	2.3	2.4	2.4	2.3								
Avg. Stride Length [m]	6.9	8.0	8.1	7.9	7.7	7.3								





Horse/Jockey Name	Talons
Final Rank	5
Fastest Section Time (Section)	0:11.09 (400m)
Top Speed [km/h] (Section)	67.6 (600m)
Race State	Finished



Townsville QLD Professional

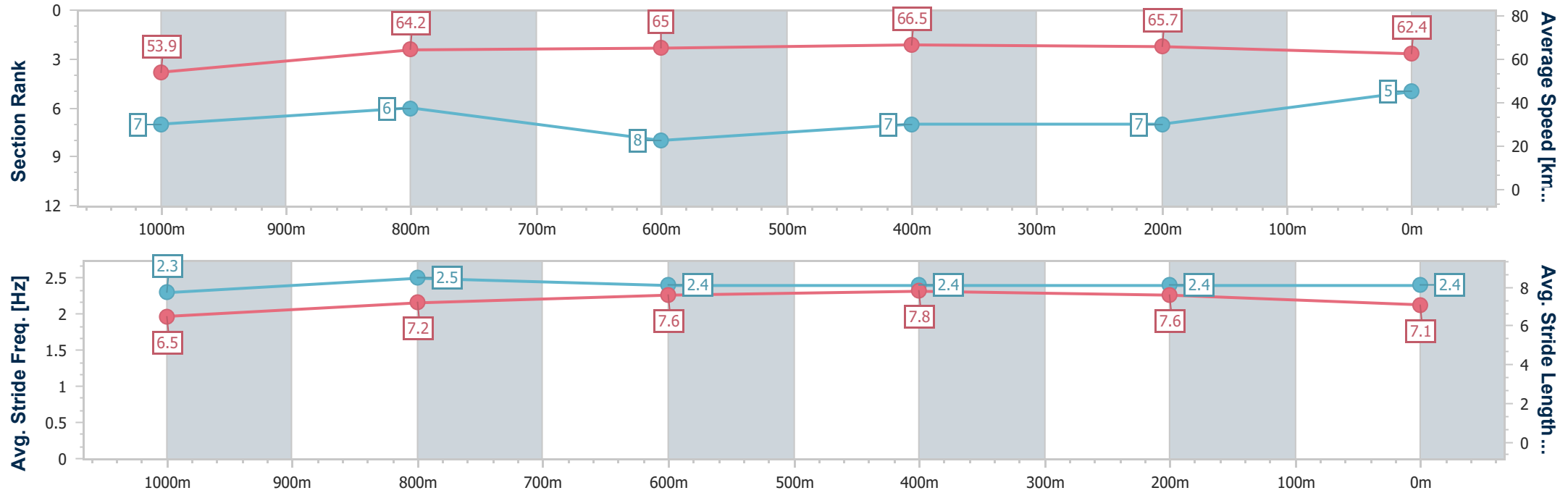
Race 7: Great Northern Brewing Co BM60 Handicap - 1200m

06 May 2025 - 17:20

Track Rating: Good 4, Weather: Fine, Rail Position: +5m 1000m-
W/Post; +2m Remainder



Section	Overall	1000m	800m	600m	400m	200m							
Section Times	1:10.24 [5] (0:13.43)	0:56.81 [7] (0:11.54)	0:45.27 [6] (0:11.44)	0:33.83 [8] (0:11.19)	0:22.64 [7] (0:11.09)	0:11.55 [7] (0:11.55)							
Average Speed [km/h]	53.9	64.2	65.0	66.5	65.7	62.4							
Top Speed [km/h]	63.6	65.5	66.5	67.6	67.3	64.9							
Avg. Dist. to Rail [m]	7.3	5.6	6.9	6.7	8.3	10.1							
Avg. Stride Freq. [Hz]	2.3	2.5	2.4	2.4	2.4	2.4							
Avg. Stride Length [m]	6.5	7.2	7.6	7.8	7.6	7.1							





Horse/Jockey Name	Spontaneous Choice
Final Rank	6
Fastest Section Time (Section)	0:11.11 (600m)
Top Speed [km/h] (Section)	67.4 (800m)
Race State	Finished



Townsville QLD Professional

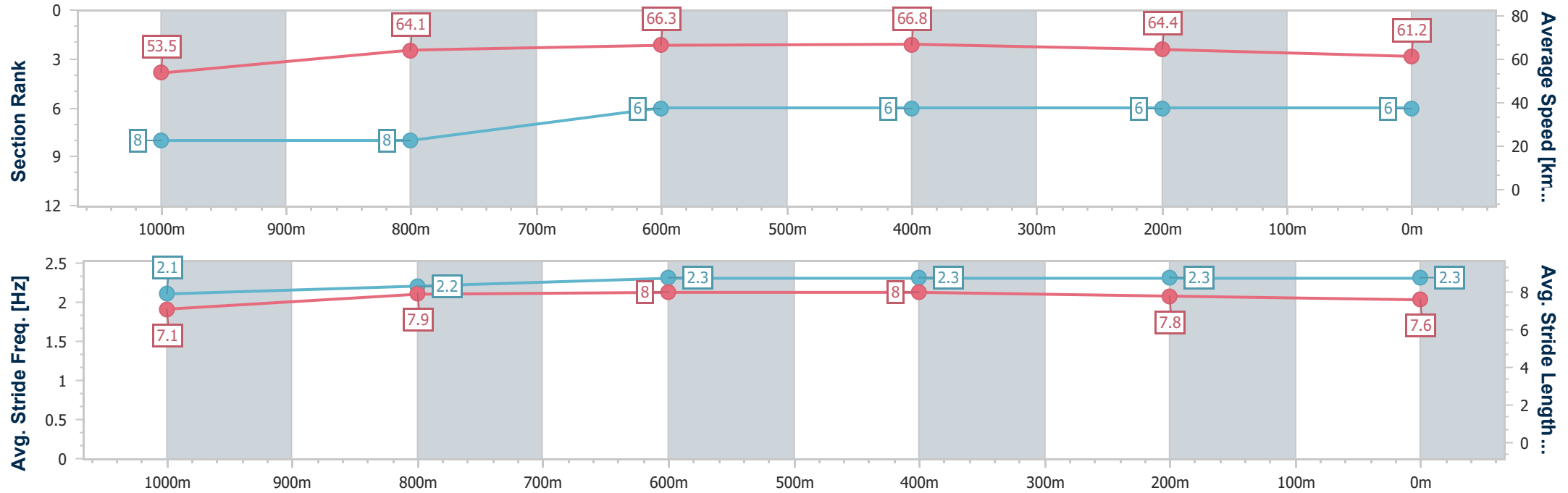
Race 7: Great Northern Brewing Co BM60 Handicap - 1200m

06 May 2025 - 17:20

Track Rating: Good 4, Weather: Fine, Rail Position: +5m 1000m-
W/Post; +2m Remainder



Section	Overall	1000m	800m	600m	400m	200m								
Section Times	1:10.40 [6] (0:13.54)	0:56.86 [8] (0:11.52)	0:45.34 [8] (0:11.14)	0:34.20 [6] (0:11.11)	0:23.09 [6] (0:11.30)	0:11.79 [6] (0:11.79)								
Average Speed [km/h]	53.5	64.1	66.3	66.8	64.4	61.2								
Top Speed [km/h]	63.3	66.1	67.4	67.4	66.2	63.7								
Avg. Dist. to Rail [m]	8.4	5.2	5.3	6.0	6.2	6.8								
Avg. Stride Freq. [Hz]	2.1	2.2	2.3	2.3	2.3	2.3								
Avg. Stride Length [m]	7.1	7.9	8.0	8.0	7.8	7.6								





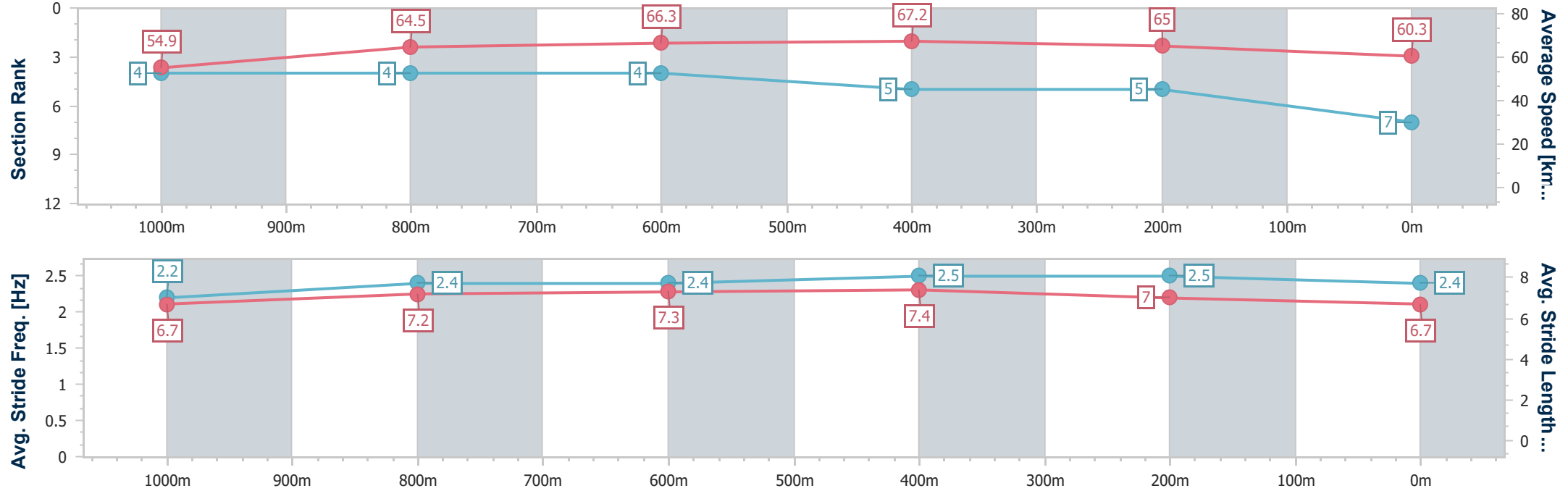
Horse/Jockey Name	Going Nuclear
Final Rank	7
Fastest Section Time (Section)	0:11.18 (600m)
Top Speed [km/h] (Section)	68.1 (600m)
Race State	Finished



Townsville QLD Professional
Race 7: Great Northern Brewing Co BM60 Handicap - 1200m
06 May 2025 - 17:20
Track Rating: Good 4, Weather: Fine, Rail Position: +5m 1000m-
W/Post; +2m Remainder



Section	Overall	1000m	800m	600m	400m	200m								
Section Times	1:10.47 [7] (0:13.18)	0:57.29 [4] (0:11.58)	0:45.71 [4] (0:11.33)	0:34.38 [4] (0:11.18)	0:23.20 [5] (0:11.24)	0:11.96 [5] (0:11.96)								
Average Speed [km/h]	54.9	64.5	66.3	67.2	65.0	60.3								
Top Speed [km/h]	63.9	65.5	66.9	68.1	66.8	63.0								
Avg. Dist. to Rail [m]	6.8	7.3	9.2	9.0	8.9	11.8								
Avg. Stride Freq. [Hz]	2.2	2.4	2.4	2.5	2.5	2.4								
Avg. Stride Length [m]	6.7	7.2	7.3	7.4	7.0	6.7								





Horse/Jockey Name	Elleves
Final Rank	8
Fastest Section Time (Section)	0:11.27 (600m)
Top Speed [km/h] (Section)	66.8 (600m)
Race State	Finished



Townsville QLD Professional

Race 7: Great Northern Brewing Co BM60 Handicap - 1200m

06 May 2025 - 17:20

Track Rating: Good 4, Weather: Fine, Rail Position: +5m 1000m-
W/Post; +2m Remainder



Section	Overall	1000m	800m	600m	400m	200m							
Section Times	1:10.72 [8] (0:13.37)	0:57.35 [6] (0:11.61)	0:45.74 [7] (0:11.39)	0:34.35 [7] (0:11.27)	0:23.08 [8] (0:11.27)	0:11.81 [8] (0:11.81)							
Average Speed [km/h]	54.1	64.0	65.8	66.3	64.7	61.0							
Top Speed [km/h]	63.2	64.5	66.5	66.8	66.3	63.2							
Avg. Dist. to Rail [m]	7.6	6.4	8.3	7.6	7.4	8.8							
Avg. Stride Freq. [Hz]	2.3	2.5	2.5	2.5	2.5	2.5							
Avg. Stride Length [m]	6.6	7.2	7.3	7.4	7.2	6.9							

