



Rockhampton Professional

Race 1: TAB QTIS Three-Years-Old Handicap - 1100m

13 May 2025 - 13:13



Track Rating: Soft 5, Weather: Fine, Rail Position: +2.5m Entire

Section						Overall	1000m	800m	600m	400m	200m	Last 600m		
Field Times						1:02.76 (0:07.24)	0:55.52 (0:10.93)	0:44.59 (0:11.18)	0:33.41 (0:10.58)	0:22.83 (0:10.88)	0:11.95 (0:11.95)	0:33.41		
Rank	TAB	Horse/Jockey	Barrier	Top Speed [km/h]	Fastest Section							Margin	Distance Travelled [m]	
1	1	POWER OF KATIE	1	70.4	0:07.35	1:02.76 [1]	0:55.41 [2]	0:44.34 [2]	0:33.25 [2]	0:22.67 [2]	0:11.95 [1]	1:02.76	0:33.25	
		Warwick Satherley		600m	Overall	(0:07.35)	(0:11.07)	(0:11.09)	(0:10.58)	(0:10.72)	(0:11.95)			
2	4	KAI MONDO	6	69.6	0:07.24	1:02.92 [2]	0:55.68 [1]	0:44.75 [1]	0:33.57 [1]	0:22.99 [1]	0:12.02 [2]	0.92L	0:33.57	-2
		McKenzie Apel		600m	Overall	(0:07.24)	(0:10.93)	(0:11.18)	(0:10.58)	(0:10.97)	(0:12.02)			
3	3	INVISIBLE TARGET	2	67.7	0:07.85	1:03.59 [3]	0:55.74 [5]	0:44.58 [5]	0:33.50 [4]	0:22.76 [4]	0:11.78 [5]	4.88L	0:33.50	+0
		Justin Stanley		600m	Overall	(0:07.85)	(0:11.16)	(0:11.08)	(0:10.74)	(0:10.98)	(0:11.78)			
4	6	YES I'M UGLY	3	68.4	0:07.63	1:03.61 [4]	0:55.98 [3]	0:44.86 [3]	0:33.91 [3]	0:23.21 [3]	0:12.12 [3]	4.98L	0:33.91	-3
		Kelsey Lenton		600m	Overall	(0:07.63)	(0:11.12)	(0:10.95)	(0:10.70)	(0:11.09)	(0:12.12)			
5	5	ELECTRIC BRAE	5	69.1	0:08.08	1:03.62 [5]	0:55.54 [6]	0:44.33 [6]	0:33.26 [6]	0:22.66 [5]	0:11.82 [4]	5.06L	0:33.26	+0
		Nikki Olzard		600m	Overall	(0:08.08)	(0:11.21)	(0:11.07)	(0:10.60)	(0:10.84)	(0:11.82)			
6	2	SPITZBERG	4	67.6	0:07.63	1:04.48 [6]	0:56.85 [4]	0:45.55 [4]	0:34.30 [5]	0:23.48 [6]	0:12.35 [6]	10.09L	0:34.30	+1
		Raul Silvera Olivera		600m	Overall	(0:07.63)	(0:11.30)	(0:11.25)	(0:10.82)	(0:11.13)	(0:12.35)			



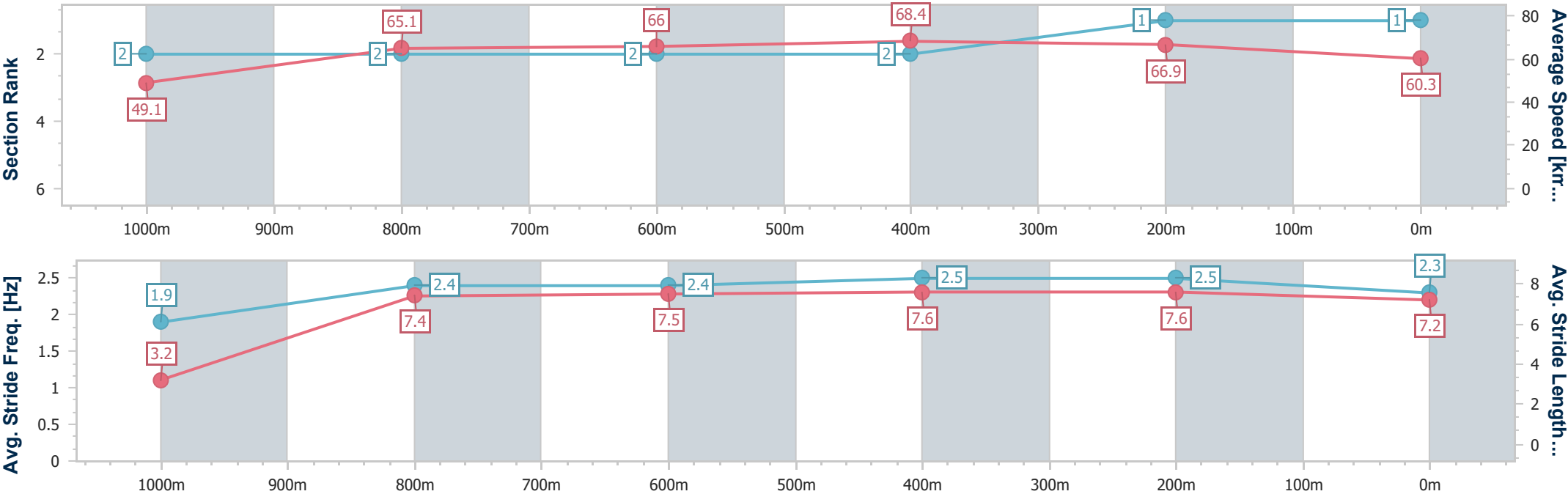
Horse/Jockey Name	Power Of Katie
Final Rank	1
Fastest Section Time (Section)	0:07.35 (Overall)
Top Speed [km/h] (Section)	70.4 (600m)
Race State	Finished



RockhamptonProfessional
Race 1: TAB QTIS Three-Years-Old Handicap - 1100m
13 May 2025 - 13:13
Track Rating: Soft 5, Weather: Fine, Rail Position: +2.5m Entire



Section	Overall	1000m	800m	600m	400m	200m								
Section Times	1:02.76 [1] (0:07.35)	0:55.41 [2] (0:11.07)	0:44.34 [2] (0:11.09)	0:33.25 [2] (0:10.58)	0:22.67 [2] (0:10.72)	0:11.95 [1] (0:11.95)								
Average Speed [km/h]	49.1	65.1	66.0	68.4	66.9	60.3								
Top Speed [km/h]	64.1	65.4	67.0	70.4	69.3	64.1								
Avg. Dist. to Rail [m]	5.1	0.6	2.2	3.9	4.1	3.3								
Avg. Stride Freq. [Hz]	1.9	2.4	2.4	2.5	2.5	2.3								
Avg. Stride Length [m]	3.2	7.4	7.5	7.6	7.6	7.2								





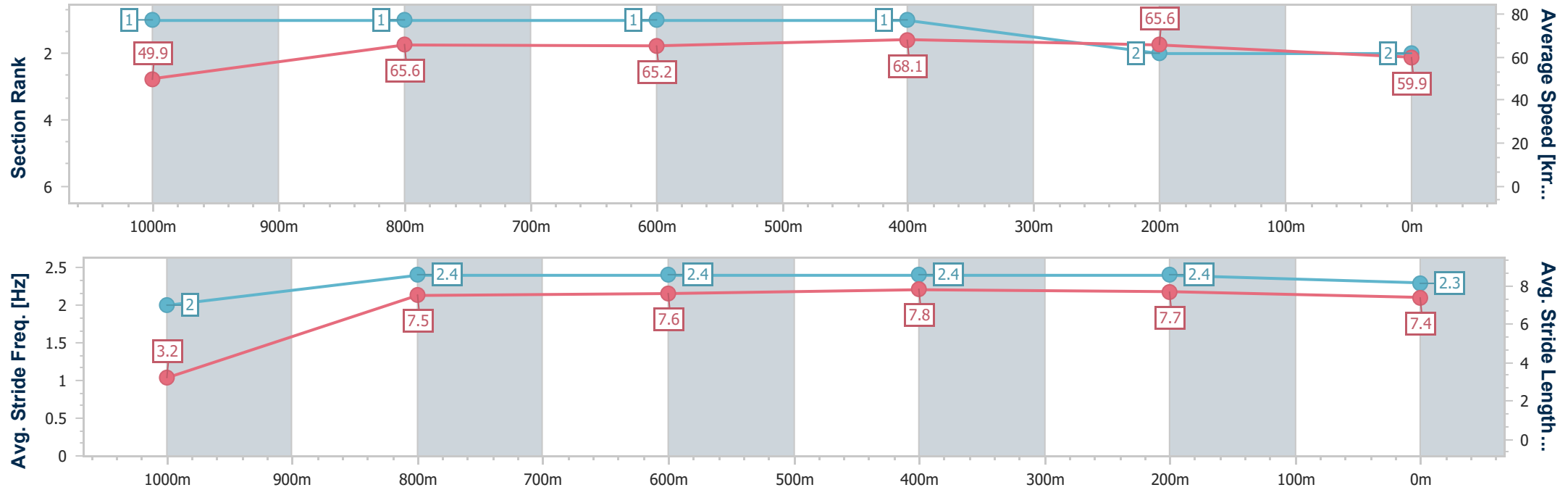
Horse/Jockey Name	Kai Mondo
Final Rank	2
Fastest Section Time (Section)	0:07.24 (Overall)
Top Speed [km/h] (Section)	69.6 (600m)
Race State	Finished



RockhamptonProfessional
Race 1: TAB QTIS Three-Years-Old Handicap - 1100m
13 May 2025 - 13:13
Track Rating: Soft 5, Weather: Fine, Rail Position: +2.5m Entire



Section	Overall	1000m	800m	600m	400m	200m								
Section Times	1:02.92 [2] (0:07.24)	0:55.68 [1] (0:10.93)	0:44.75 [1] (0:11.18)	0:33.57 [1] (0:10.58)	0:22.99 [1] (0:10.97)	0:12.02 [2] (0:12.02)								
Average Speed [km/h]	49.9	65.6	65.2	68.1	65.6	59.9								
Top Speed [km/h]	64.7	66.8	67.0	69.6	67.9	63.7								
Avg. Dist. to Rail [m]	9.4	1.0	1.7	2.3	2.9	3.0								
Avg. Stride Freq. [Hz]	2.0	2.4	2.4	2.4	2.4	2.3								
Avg. Stride Length [m]	3.2	7.5	7.6	7.8	7.7	7.4								





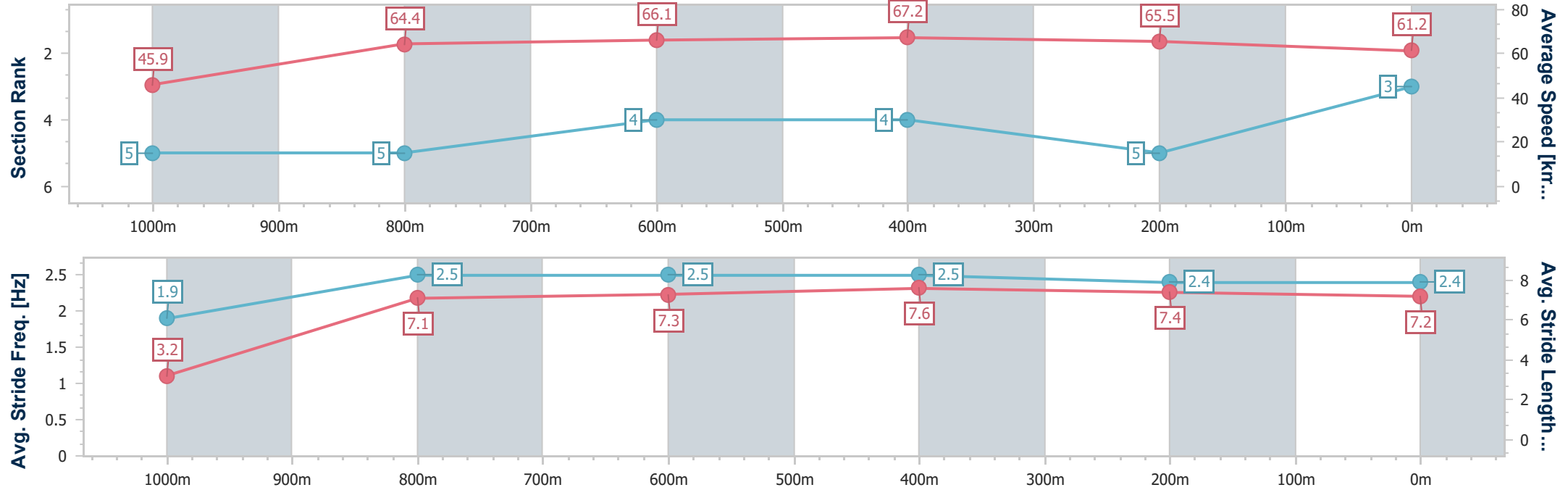
Horse/Jockey Name	Invisible Target
Final Rank	3
Fastest Section Time (Section)	0:07.85 (Overall)
Top Speed [km/h] (Section)	67.7 (600m)
Race State	Finished



RockhamptonProfessional
Race 1: TAB QTIS Three-Years-Old Handicap - 1100m
13 May 2025 - 13:13
Track Rating: Soft 5, Weather: Fine, Rail Position: +2.5m Entire



Section	Overall	1000m	800m	600m	400m	200m								
Section Times	1:03.59 [3] (0:07.85)	0:55.74 [5] (0:11.16)	0:44.58 [5] (0:11.08)	0:33.50 [4] (0:10.74)	0:22.76 [4] (0:10.98)	0:11.78 [5] (0:11.78)								
Average Speed [km/h]	45.9	64.4	66.1	67.2	65.5	61.2								
Top Speed [km/h]	60.4	66.3	67.4	67.7	67.3	64.0								
Avg. Dist. to Rail [m]	5.9	0.5	2.1	3.7	3.2	3.5								
Avg. Stride Freq. [Hz]	1.9	2.5	2.5	2.5	2.4	2.4								
Avg. Stride Length [m]	3.2	7.1	7.3	7.6	7.4	7.2								





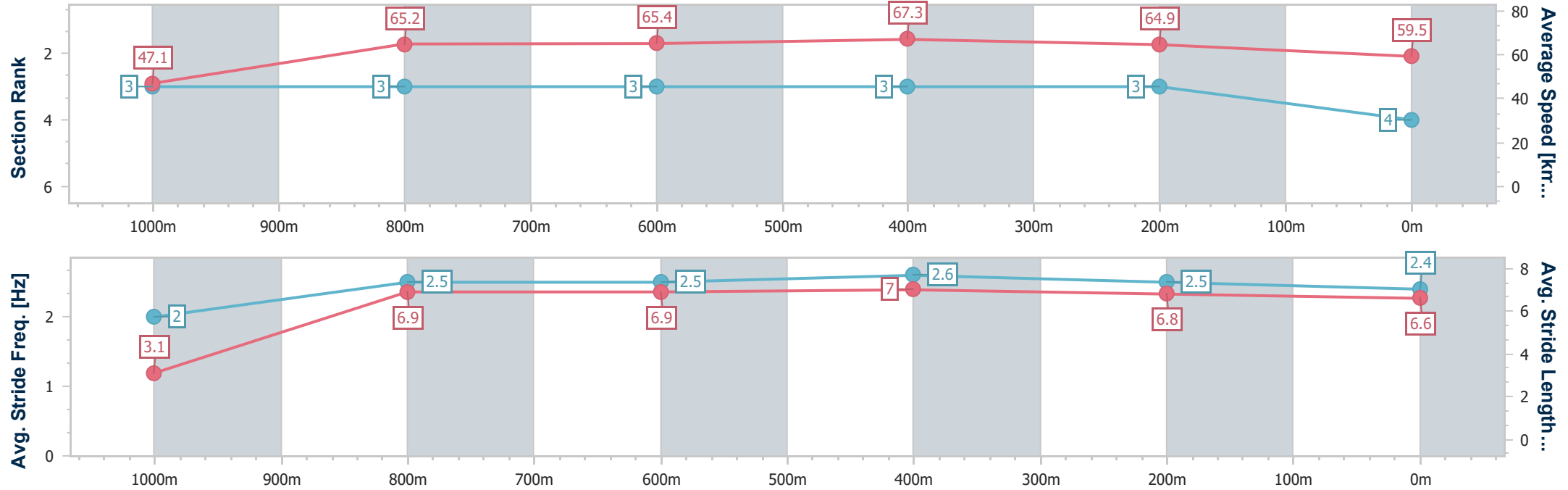
Horse/Jockey Name	Yes I'm Ugly
Final Rank	4
Fastest Section Time (Section)	0:07.63 (Overall)
Top Speed [km/h] (Section)	68.4 (600m)
Race State	Finished



RockhamptonProfessional
Race 1: TAB QTIS Three-Years-Old Handicap - 1100m
13 May 2025 - 13:13
Track Rating: Soft 5, Weather: Fine, Rail Position: +2.5m Entire



Section	Overall	1000m	800m	600m	400m	200m							
Section Times	1:03.61 [4] (0:07.63)	0:55.98 [3] (0:11.12)	0:44.86 [3] (0:10.95)	0:33.91 [3] (0:10.70)	0:23.21 [3] (0:11.09)	0:12.12 [3] (0:12.12)							
Average Speed [km/h]	47.1	65.2	65.4	67.3	64.9	59.5							
Top Speed [km/h]	60.8	65.9	66.0	68.4	66.7	62.3							
Avg. Dist. to Rail [m]	7.6	1.3	0.6	1.8	2.4	3.5							
Avg. Stride Freq. [Hz]	2.0	2.5	2.5	2.6	2.5	2.4							
Avg. Stride Length [m]	3.1	6.9	6.9	7.0	6.8	6.6							



[] Ranking at each section and finish
-.-.- No data available at this section
NA No data available



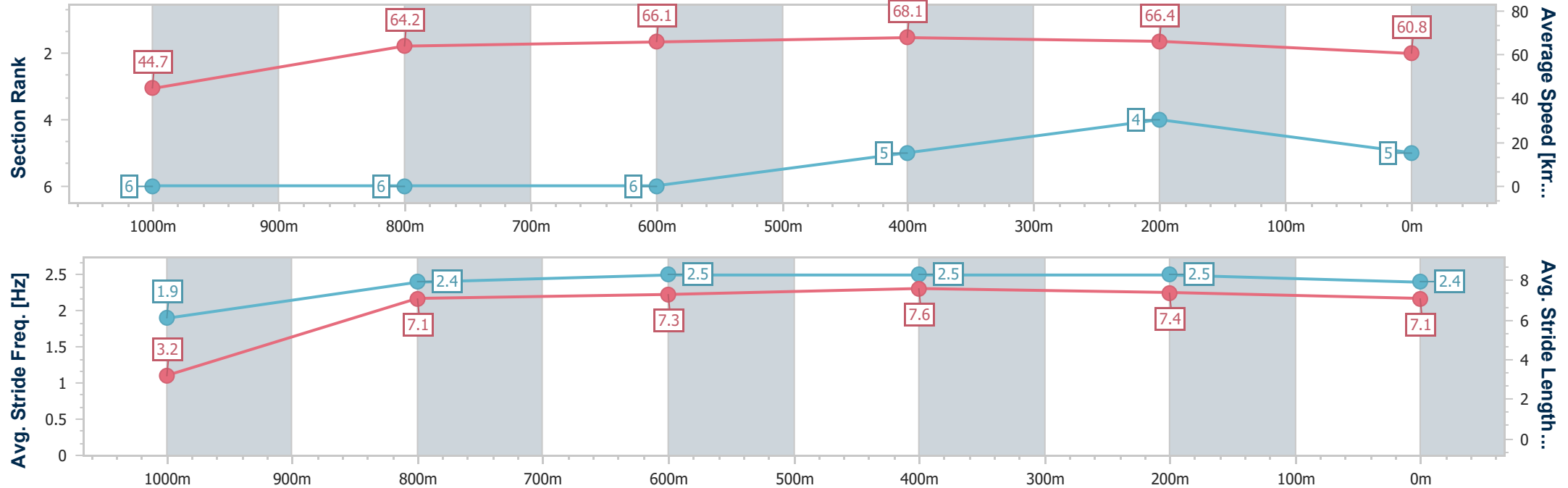
Horse/Jockey Name	Electric Brae
Final Rank	5
Fastest Section Time (Section)	0:08.08 (Overall)
Top Speed [km/h] (Section)	69.1 (600m)
Race State	Finished



RockhamptonProfessional
Race 1: TAB QTIS Three-Years-Old Handicap - 1100m
13 May 2025 - 13:13
Track Rating: Soft 5, Weather: Fine, Rail Position: +2.5m Entire



Section	Overall	1000m	800m	600m	400m	200m								
Section Times	1:03.62 [5] (0:08.08)	0:55.54 [6] (0:11.21)	0:44.33 [6] (0:11.07)	0:33.26 [6] (0:10.60)	0:22.66 [5] (0:10.84)	0:11.82 [4] (0:11.82)								
Average Speed [km/h]	44.7	64.2	66.1	68.1	66.4	60.8								
Top Speed [km/h]	58.6	66.7	66.7	69.1	69.0	64.3								
Avg. Dist. to Rail [m]	8.7	0.7	1.9	3.9	5.1	5.9								
Avg. Stride Freq. [Hz]	1.9	2.4	2.5	2.5	2.5	2.4								
Avg. Stride Length [m]	3.2	7.1	7.3	7.6	7.4	7.1								



[] Ranking at each section and finish
- - - - - No data available at this section
NA No data available



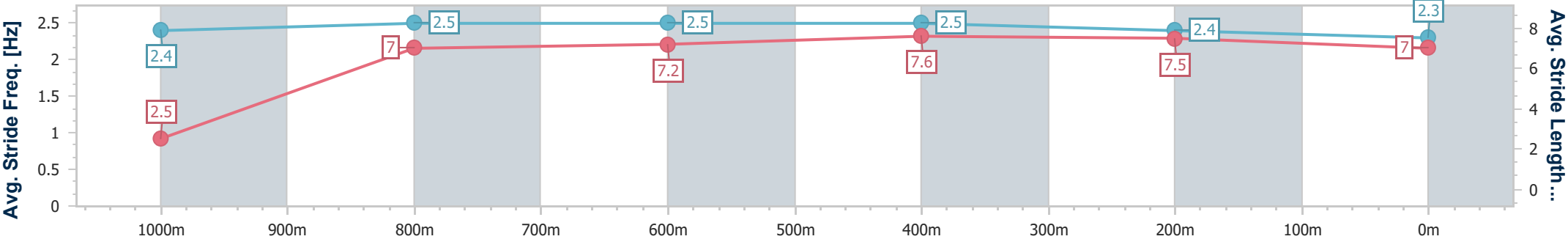
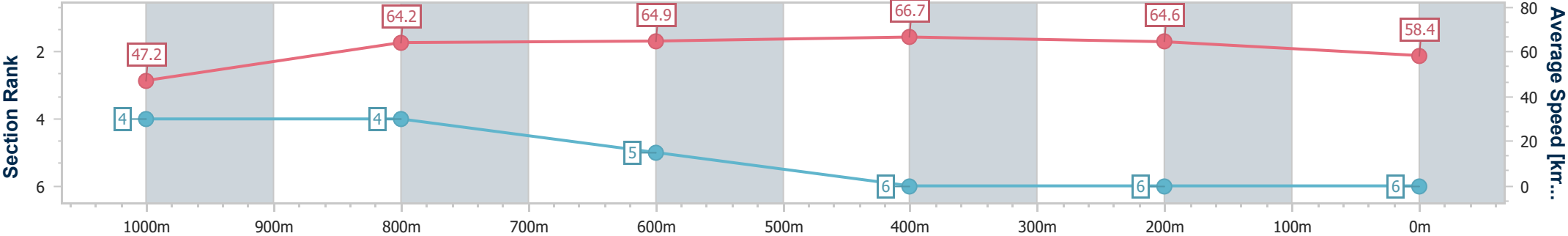
Horse/Jockey Name	Spitzberg
Final Rank	6
Fastest Section Time (Section)	0:07.63 (Overall)
Top Speed [km/h] (Section)	67.6 (600m)
Race State	Finished



RockhamptonProfessional
Race 1: TAB QTIS Three-Years-Old Handicap - 1100m
13 May 2025 - 13:13
Track Rating: Soft 5, Weather: Fine, Rail Position: +2.5m Entire



Section	Overall	1000m	800m	600m	400m	200m							
Section Times	1:04.48 [6] (0:07.63)	0:56.85 [4] (0:11.30)	0:45.55 [4] (0:11.25)	0:34.30 [5] (0:10.82)	0:23.48 [6] (0:11.13)	0:12.35 [6] (0:12.35)							
Average Speed [km/h]	47.2	64.2	64.9	66.7	64.6	58.4							
Top Speed [km/h]	61.8	65.4	66.4	67.6	66.8	62.7							
Avg. Dist. to Rail [m]	7.9	1.4	1.7	3.5	6.0	6.1							
Avg. Stride Freq. [Hz]	2.4	2.5	2.5	2.5	2.4	2.3							
Avg. Stride Length [m]	2.5	7.0	7.2	7.6	7.5	7.0							





Rockhampton Professional

Race 2: GREAT NORTHERN Maiden Handicap - 1100m

13 May 2025 - 13:47



Track Rating: Soft 5, Weather: Fine, Rail Position: +2.5m Entire

Section						Overall	1000m	800m	600m	400m	200m	Last 600m		
Field Times						1:04.26 (0:07.02)	0:57.24 (0:11.66)	0:45.58 (0:11.95)	0:33.63 (0:11.26)	0:22.37 (0:10.96)	0:11.41 (0:11.41)	0:33.63		
Rank	TAB	Horse/Jockey	Barrier	Top Speed [km/h]	Fastest Section							Margin	Distance Travelled [m]	
1	6	NEPTUNE LEGEND	1	67.0	0:07.22	1:04.26 [1]	0:57.04 [5]	0:45.34 [4]	0:33.42 [5]	0:22.27 [3]	0:11.38 [2]	1:04.26	0:33.42	
		Georgina Cartwright		600m	Overall	(0:07.22)	(0:11.70)	(0:11.92)	(0:11.15)	(0:10.89)	(0:11.38)			
2	2	VILLANDRY	6	66.7	0:07.02	1:04.29 [2]	0:57.27 [1]	0:45.61 [1]	0:33.66 [1]	0:22.40 [1]	0:11.44 [1]	0.12L	0:33.66	+3
		Gabrielle Semmens		400m	Overall	(0:07.02)	(0:11.66)	(0:11.95)	(0:11.26)	(0:10.96)	(0:11.44)			
3	5	PURPOSELY	5	66.3	0:07.07	1:04.59 [3]	0:57.52 [2]	0:45.73 [2]	0:33.90 [3]	0:22.62 [2]	0:11.56 [3]	1.94L	0:33.90	+3
		Justin Stanley		400m	Overall	(0:07.07)	(0:11.79)	(0:11.83)	(0:11.28)	(0:11.06)	(0:11.56)			
4	3	LONHANOVA	3	67.0	0:07.34	1:04.64 [4]	0:57.30 [6]	0:45.48 [7]	0:33.65 [7]	0:22.49 [6]	0:11.60 [4]	2.18L	0:33.65	-1
		Warwick Satherley		400m	Overall	(0:07.34)	(0:11.82)	(0:11.83)	(0:11.16)	(0:10.89)	(0:11.60)			
5	1	DIAMOND BLADE	2	67.1	0:07.14	1:05.53 [5]	0:58.39 [3]	0:46.60 [5]	0:34.73 [4]	0:23.39 [5]	0:12.19 [5]	7.44L	0:34.73	+4
		Chris McIver		400m	Overall	(0:07.14)	(0:11.79)	(0:11.87)	(0:11.34)	(0:11.20)	(0:12.19)			
6	7	HADMYTIME	4	65.2	0:07.35	1:05.66 [6]	0:58.31 [7]	0:46.58 [6]	0:34.78 [6]	0:23.45 [7]	0:12.08 [7]	8.21L	0:34.78	+7
		Raul Silvera Olivera		600m	Overall	(0:07.35)	(0:11.73)	(0:11.80)	(0:11.33)	(0:11.37)	(0:12.08)			
7	4	POWERCHUTE	7	65.5	0:07.22	1:05.90 [7]	0:58.68 [4]	0:47.02 [3]	0:35.23 [2]	0:23.89 [4]	0:12.50 [6]	9.63L	0:35.23	+6
		Tasha Chambers		600m	Overall	(0:07.22)	(0:11.66)	(0:11.79)	(0:11.34)	(0:11.39)	(0:12.50)			



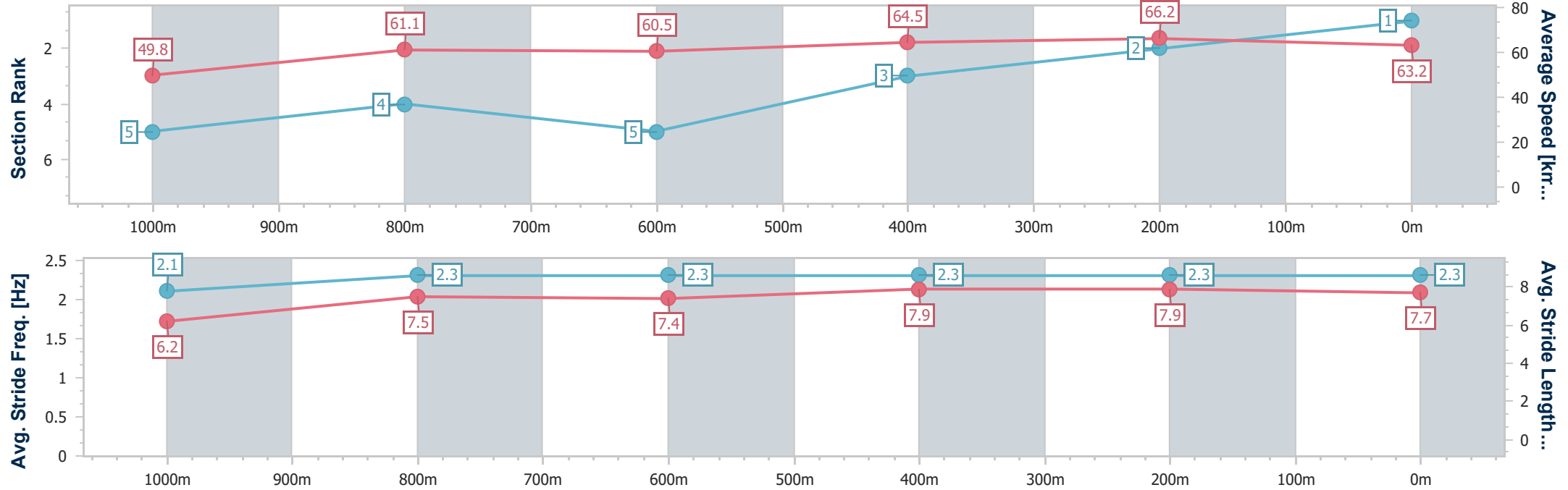
Horse/Jockey Name	Neptune Legend
Final Rank	1
Fastest Section Time (Section)	0:07.22 (Overall)
Top Speed [km/h] (Section)	67.0 (600m)
Race State	Finished



RockhamptonProfessional
Race 2: GREAT NORTHERN Maiden Handicap - 1100m
13 May 2025 - 13:47
Track Rating: Soft 5, Weather: Fine, Rail Position: +2.5m Entire



Section	Overall	1000m	800m	600m	400m	200m								
Section Times	1:04.26 [1] (0:07.22)	0:57.04 [5] (0:11.70)	0:45.34 [4] (0:11.92)	0:33.42 [5] (0:11.15)	0:22.27 [3] (0:10.89)	0:11.38 [2] (0:11.38)								
Average Speed [km/h]	49.8	61.1	60.5	64.5	66.2	63.2								
Top Speed [km/h]	59.7	62.4	62.7	67.0	67.0	64.9								
Avg. Dist. to Rail [m]	2.8	1.2	0.5	1.5	2.5	2.5								
Avg. Stride Freq. [Hz]	2.1	2.3	2.3	2.3	2.3	2.3								
Avg. Stride Length [m]	6.2	7.5	7.4	7.9	7.9	7.7								





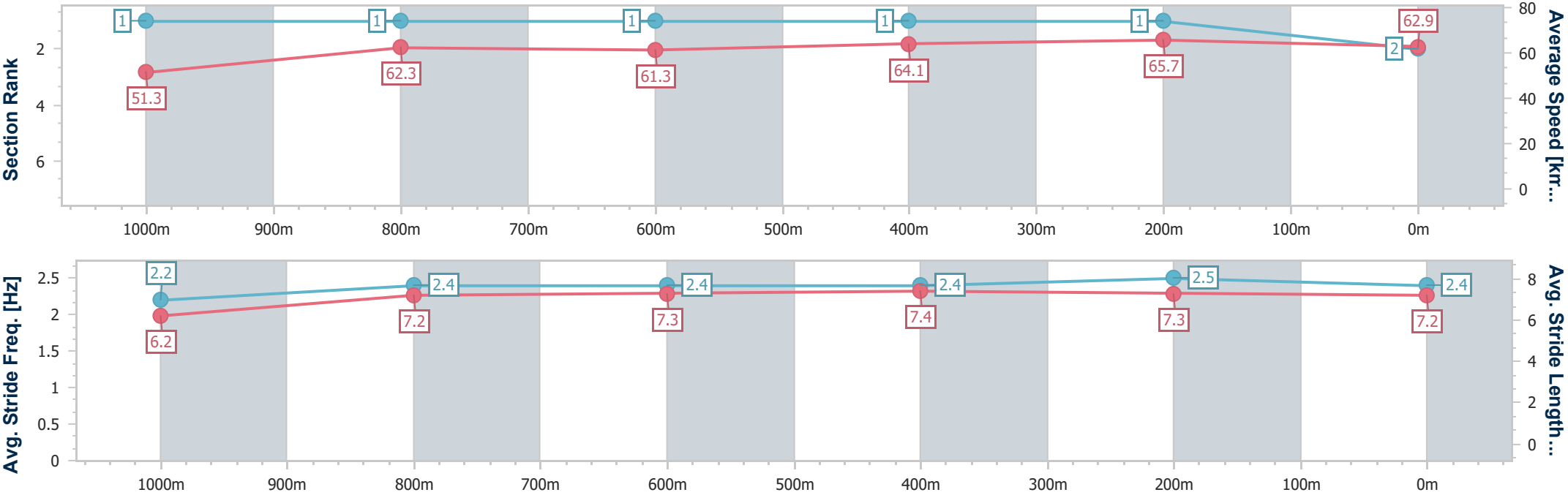
Horse/Jockey Name	Villandry
Final Rank	2
Fastest Section Time (Section)	0:07.02 (Overall)
Top Speed [km/h] (Section)	66.7 (400m)
Race State	Finished



RockhamptonProfessional
Race 2: GREAT NORTHERN Maiden Handicap - 1100m
13 May 2025 - 13:47
Track Rating: Soft 5, Weather: Fine, Rail Position: +2.5m Entire



Section	Overall	1000m	800m	600m	400m	200m								
Section Times	1:04.29 [2] (0:07.02)	0:57.27 [1] (0:11.66)	0:45.61 [1] (0:11.95)	0:33.66 [1] (0:11.26)	0:22.40 [1] (0:10.96)	0:11.44 [1] (0:11.44)								
Average Speed [km/h]	51.3	62.3	61.3	64.1	65.7	62.9								
Top Speed [km/h]	60.9	64.5	63.4	66.5	66.7	65.2								
Avg. Dist. to Rail [m]	8.1	1.9	2.1	4.4	4.4	5.3								
Avg. Stride Freq. [Hz]	2.2	2.4	2.4	2.4	2.5	2.4								
Avg. Stride Length [m]	6.2	7.2	7.3	7.4	7.3	7.2								





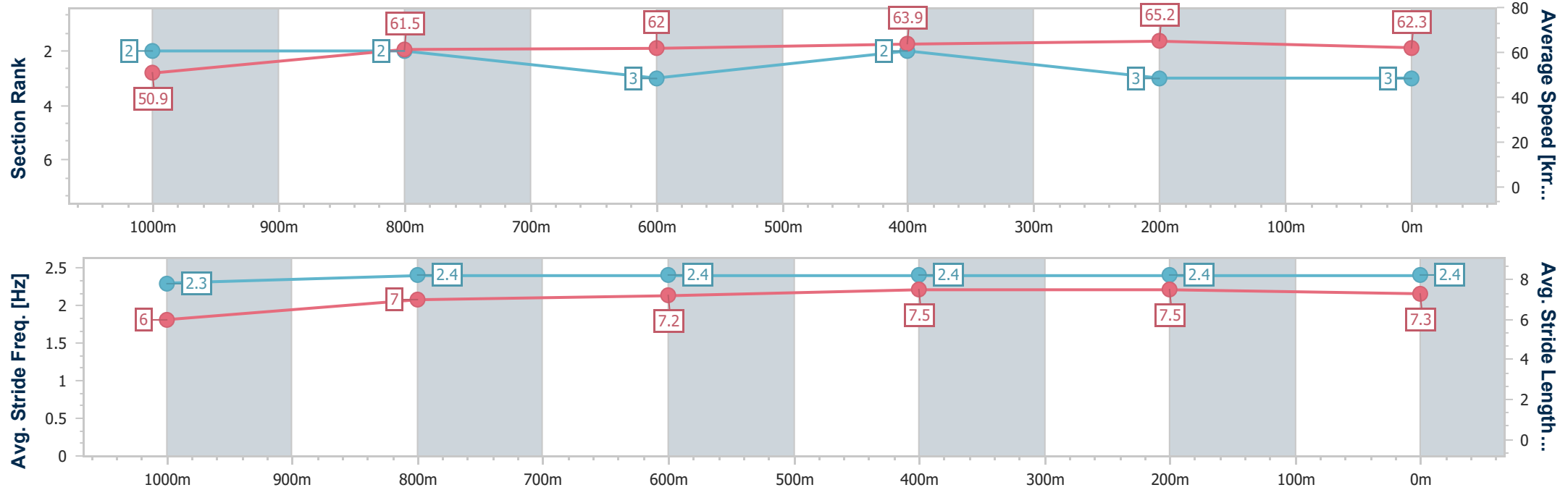
Horse/Jockey Name	Purposely
Final Rank	3
Fastest Section Time (Section)	0:07.07 (Overall)
Top Speed [km/h] (Section)	66.3 (400m)
Race State	Finished



RockhamptonProfessional
Race 2: GREAT NORTHERN Maiden Handicap - 1100m
13 May 2025 - 13:47
Track Rating: Soft 5, Weather: Fine, Rail Position: +2.5m Entire



Section	Overall	1000m	800m	600m	400m	200m								
Section Times	1:04.59 [3] (0:07.07)	0:57.52 [2] (0:11.79)	0:45.73 [2] (0:11.83)	0:33.90 [3] (0:11.28)	0:22.62 [2] (0:11.06)	0:11.56 [3] (0:11.56)								
Average Speed [km/h]	50.9	61.5	62.0	63.9	65.2	62.3								
Top Speed [km/h]	59.2	62.3	63.2	65.7	66.3	65.2								
Avg. Dist. to Rail [m]	6.3	1.3	2.3	3.5	4.3	5.0								
Avg. Stride Freq. [Hz]	2.3	2.4	2.4	2.4	2.4	2.4								
Avg. Stride Length [m]	6.0	7.0	7.2	7.5	7.5	7.3								





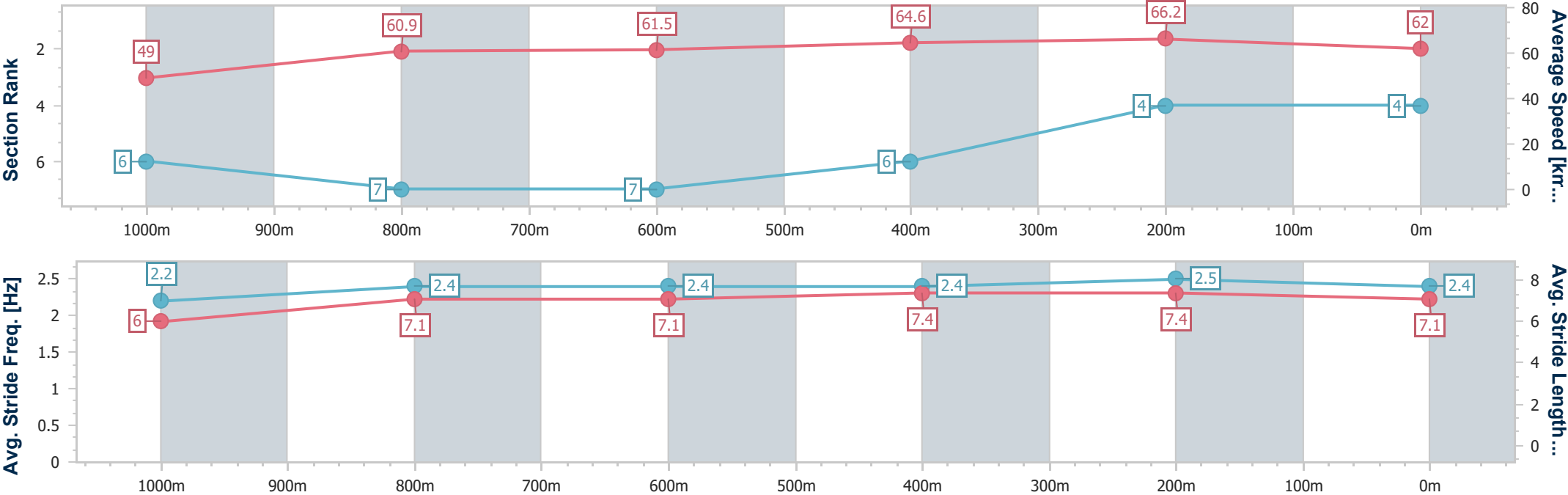
Horse/Jockey Name	Lonhanova
Final Rank	4
Fastest Section Time (Section)	0:07.34 (Overall)
Top Speed [km/h] (Section)	67.0 (400m)
Race State	Finished



RockhamptonProfessional
Race 2: GREAT NORTHERN Maiden Handicap - 1100m
13 May 2025 - 13:47
Track Rating: Soft 5, Weather: Fine, Rail Position: +2.5m Entire



Section	Overall	1000m	800m	600m	400m	200m								
Section Times	1:04.64 [4] (0:07.34)	0:57.30 [6] (0:11.82)	0:45.48 [7] (0:11.83)	0:33.65 [7] (0:11.16)	0:22.49 [6] (0:10.89)	0:11.60 [4] (0:11.60)								
Average Speed [km/h]	49.0	60.9	61.5	64.6	66.2	62.0								
Top Speed [km/h]	58.7	62.4	62.8	66.6	67.0	65.0								
Avg. Dist. to Rail [m]	5.4	0.6	1.3	3.1	4.6	5.3								
Avg. Stride Freq. [Hz]	2.2	2.4	2.4	2.4	2.5	2.4								
Avg. Stride Length [m]	6.0	7.1	7.1	7.4	7.4	7.1								





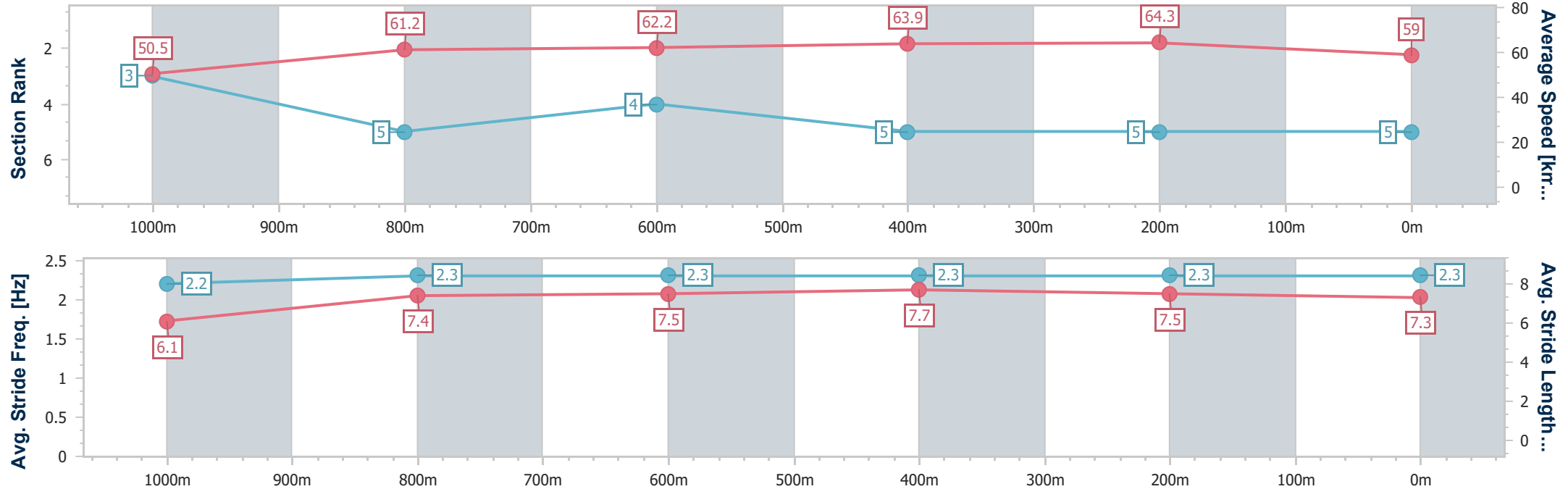
Horse/Jockey Name	Diamond Blade
Final Rank	5
Fastest Section Time (Section)	0:07.14 (Overall)
Top Speed [km/h] (Section)	67.1 (400m)
Race State	Finished



RockhamptonProfessional
Race 2: GREAT NORTHERN Maiden Handicap - 1100m
13 May 2025 - 13:47
Track Rating: Soft 5, Weather: Fine, Rail Position: +2.5m Entire



Section	Overall	1000m	800m	600m	400m	200m								
Section Times	1:05.53 [5] (0:07.14)	0:58.39 [3] (0:11.79)	0:46.60 [5] (0:11.87)	0:34.73 [4] (0:11.34)	0:23.39 [5] (0:11.20)	0:12.19 [5] (0:12.19)								
Average Speed [km/h]	50.5	61.2	62.2	63.9	64.3	59.0								
Top Speed [km/h]	58.8	62.6	63.2	67.1	67.1	61.8								
Avg. Dist. to Rail [m]	4.4	0.7	3.2	6.4	11.3	11.8								
Avg. Stride Freq. [Hz]	2.2	2.3	2.3	2.3	2.3	2.3								
Avg. Stride Length [m]	6.1	7.4	7.5	7.7	7.5	7.3								





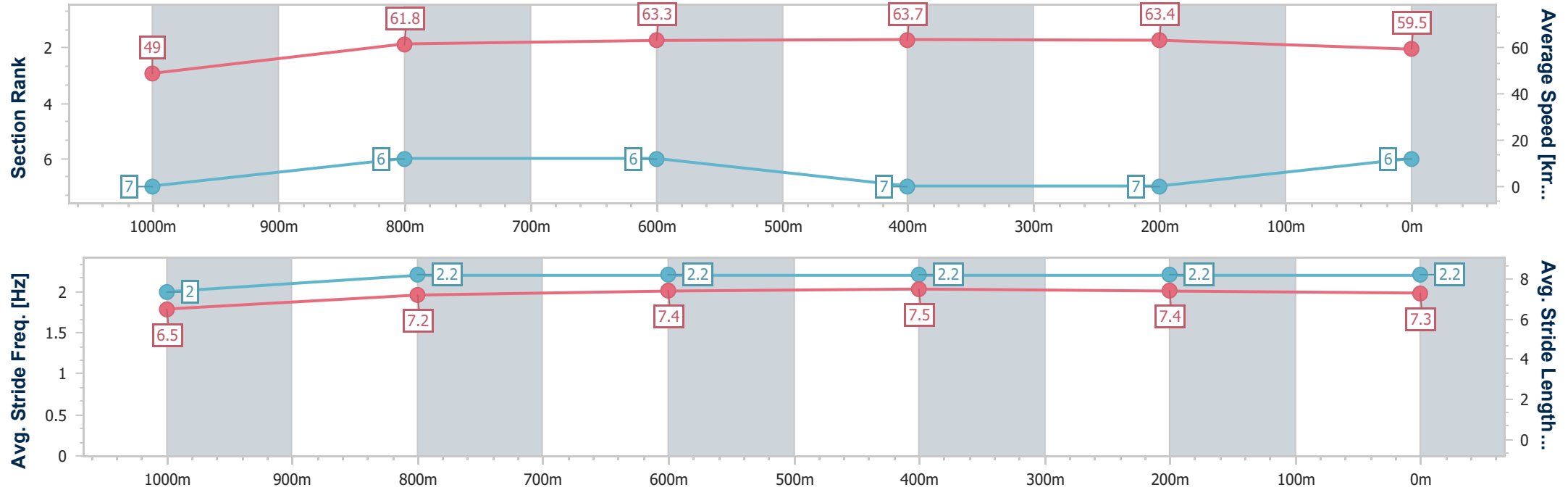
Horse/Jockey Name	Hadmytime
Final Rank	6
Fastest Section Time (Section)	0:07.35 (Overall)
Top Speed [km/h] (Section)	65.2 (600m)
Race State	Finished



RockhamptonProfessional
Race 2: GREAT NORTHERN Maiden Handicap - 1100m
13 May 2025 - 13:47
Track Rating: Soft 5, Weather: Fine, Rail Position: +2.5m Entire



Section	Overall	1000m	800m	600m	400m	200m							
Section Times	1:05.66 [6] (0:07.35)	0:58.31 [7] (0:11.73)	0:46.58 [6] (0:11.80)	0:34.78 [6] (0:11.33)	0:23.45 [7] (0:11.37)	0:12.08 [7] (0:12.08)							
Average Speed [km/h]	49.0	61.8	63.3	63.7	63.4	59.5							
Top Speed [km/h]	58.6	63.3	64.5	65.2	65.2	61.1							
Avg. Dist. to Rail [m]	6.6	2.0	4.4	6.4	9.8	11.2							
Avg. Stride Freq. [Hz]	2.0	2.2	2.2	2.2	2.2	2.2							
Avg. Stride Length [m]	6.5	7.2	7.4	7.5	7.4	7.3							



[] Ranking at each section and finish
- - - - - No data available at this section
NA No data available



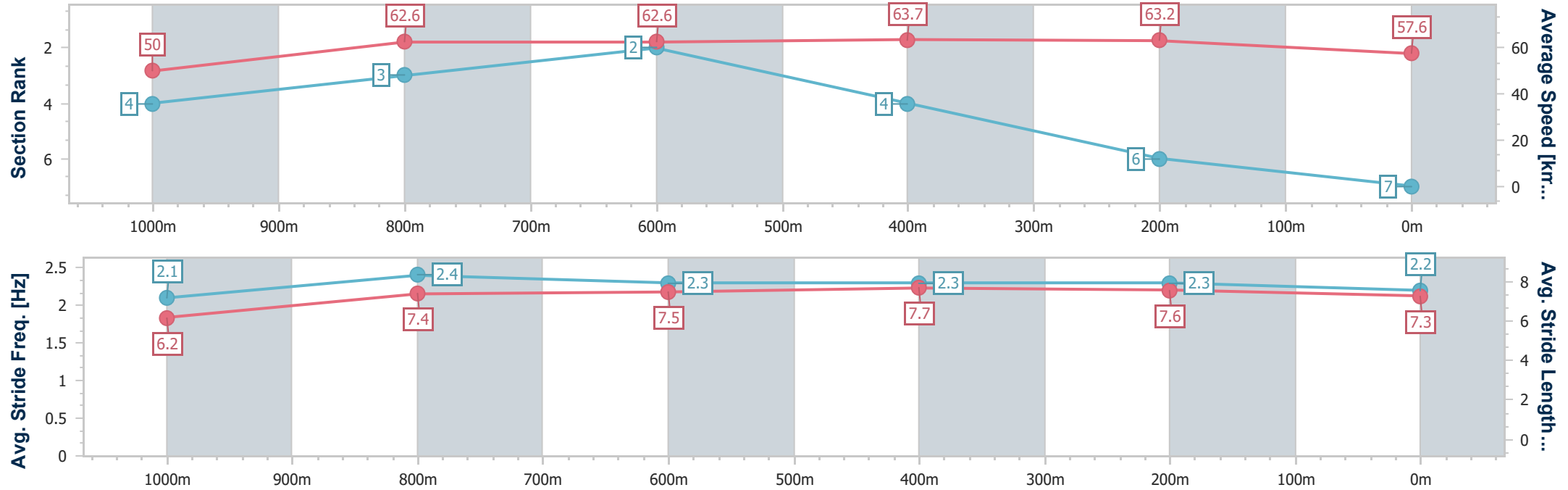
Horse/Jockey Name	Powerchute
Final Rank	7
Fastest Section Time (Section)	0:07.22 (Overall)
Top Speed [km/h] (Section)	65.5 (600m)
Race State	Finished



RockhamptonProfessional
Race 2: GREAT NORTHERN Maiden Handicap - 1100m
13 May 2025 - 13:47
Track Rating: Soft 5, Weather: Fine, Rail Position: +2.5m Entire



Section	Overall	1000m	800m	600m	400m	200m								
Section Times	1:05.90 [7] (0:07.22)	0:58.68 [4] (0:11.66)	0:47.02 [3] (0:11.79)	0:35.23 [2] (0:11.34)	0:23.89 [4] (0:11.39)	0:12.50 [6] (0:12.50)								
Average Speed [km/h]	50.0	62.6	62.6	63.7	63.2	57.6								
Top Speed [km/h]	60.1	64.6	65.1	65.5	65.3	61.0								
Avg. Dist. to Rail [m]	9.3	2.8	3.2	4.0	6.3	6.5								
Avg. Stride Freq. [Hz]	2.1	2.4	2.3	2.3	2.3	2.2								
Avg. Stride Length [m]	6.2	7.4	7.5	7.7	7.6	7.3								





Rockhampton Professional
Race 3: Rocky Cup Carnival On Sale Now QTIS Three-Years-Old Maiden
Plate - 1400m
13 May 2025 - 14:28



Track Rating: Soft 5, Weather: Fine, Rail Position: +2.5m Entire

Section						Overall	1200m	1000m	800m	600m	400m	Last 600m	
Field Times						1:23.32 (0:12.50)	1:10.82 (0:11.56)	0:59.26 (0:11.92)	0:47.34 (0:11.91)	0:35.43 (0:11.43)	0:24.00 (0:11.57)	0:35.43	
Rank	TAB	Horse/Jockey	Barrier	Top Speed [km/h]	Fastest Section							Distance Travelled [m]	
1	1	ALFA DUNDEE	6	66.2	0:11.14	1:23.32 [1]	1:09.96 [7]	0:58.03 [7]	0:46.21 [7]	0:34.43 [7]	0:23.29 [6]	0:34.43	
		Justin Stanley		600m	600m	(0:13.36)	(0:11.93)	(0:11.82)	(0:11.78)	(0:11.14)	(0:11.39)		
2	2	REMLAP KAVA	4	64.8	0:11.28	1:23.34 [2]	1:10.07 [6]	0:58.32 [6]	0:46.38 [6]	0:34.53 [6]	0:23.25 [7]	0:34.53 +4	
		Ashley Butler		600m	600m	(0:13.27)	(0:11.75)	(0:11.94)	(0:11.85)	(0:11.28)	(0:11.37)		
3	3	RUM RUMBLE	2	65.4	0:11.22	1:23.47 [3]	1:10.69 [2]	0:59.07 [2]	0:47.22 [2]	0:35.37 [2]	0:24.15 [1]	0:35.37 -1	
		Ryan Wiggins		600m	600m	(0:12.78)	(0:11.62)	(0:11.85)	(0:11.85)	(0:11.22)	(0:11.57)		
4	7	SUNSHINE SALLY	5	66.2	0:11.19	1:23.49 [4]	1:10.24 [5]	0:58.57 [5]	0:46.70 [5]	0:34.88 [4]	0:23.69 [3]	0:34.88 +0	
		Kelsey Lenton		600m	600m	(0:13.25)	(0:11.67)	(0:11.87)	(0:11.82)	(0:11.19)	(0:11.42)		
5	5	BADLIFEDECISION	7	63.6	0:11.48	1:23.78 [5]	1:11.28 [1]	0:59.72 [1]	0:47.80 [1]	0:35.89 [1]	0:24.41 [2]	0:35.89 +0	
		Brooke Johnson		Overall	600m	(0:12.50)	(0:11.56)	(0:11.92)	(0:11.91)	(0:11.48)	(0:11.83)		
6	6	MISHANI AMORE	1	63.6	0:11.42	1:23.95 [6]	1:10.93 [4]	0:59.25 [3]	0:47.36 [3]	0:35.55 [3]	0:24.13 [4]	0:35.55 -1	
		Chris McIver		600m	600m	(0:13.02)	(0:11.68)	(0:11.89)	(0:11.81)	(0:11.42)	(0:11.63)		
7	4	SET FOR LIFE	3	64.9	0:11.33	1:24.61 [7]	1:11.60 [3]	0:59.89 [4]	0:48.00 [4]	0:35.99 [5]	0:24.66 [5]	0:35.99 +6	
		Tasha Chambers		600m	600m	(0:13.01)	(0:11.71)	(0:11.89)	(0:12.01)	(0:11.33)	(0:11.76)		



Rockhampton Professional
Race 3: Rocky Cup Carnival On Sale Now QTIS Three-Years-Old Maiden
Plate - 1400m
13 May 2025 - 14:28



Track Rating: Soft 5, Weather: Fine, Rail Position: +2.5m Entire

Section		200m					Last 600m		
Field Times		0:12.43 (0:12.43)					0:35.43		
Rank	TAB	Horse/Jockey	Barrier	Top Speed [km/h]	Fastest Section	Margin		Distance Travelled [m]	
1	1	ALFA DUNDEE	6	66.2	0:11.14	0:11.90 [4]	1:23.32	0:34.43	
		Justin Stanley		600m	600m	(0:11.90)			
2	2	REMLAP KAVA	4	64.8	0:11.28	0:11.88 [6]	0.09L	0:34.53	+4
		Ashley Butler		600m	600m	(0:11.88)			
3	3	RUM RUMBLE	2	65.4	0:11.22	0:12.58 [1]	0.87L	0:35.37	-1
		Ryan Wiggins		600m	600m	(0:12.58)			
4	7	SUNSHINE SALLY	5	66.2	0:11.19	0:12.27 [3]	0.95L	0:34.88	+0
		Kelsey Lenton		600m	600m	(0:12.27)			
5	5	BADLIFEDECISION	7	63.6	0:11.48	0:12.58 [2]	2.67L	0:35.89	+0
		Brooke Johnson		Overall	600m	(0:12.58)			
6	6	MISHANI AMORE	1	63.6	0:11.42	0:12.50 [5]	3.69L	0:35.55	-1
		Chris McIver		600m	600m	(0:12.50)			
7	4	SET FOR LIFE	3	64.9	0:11.33	0:12.90 [7]	7.55L	0:35.99	+6
		Tasha Chambers		600m	600m	(0:12.90)			



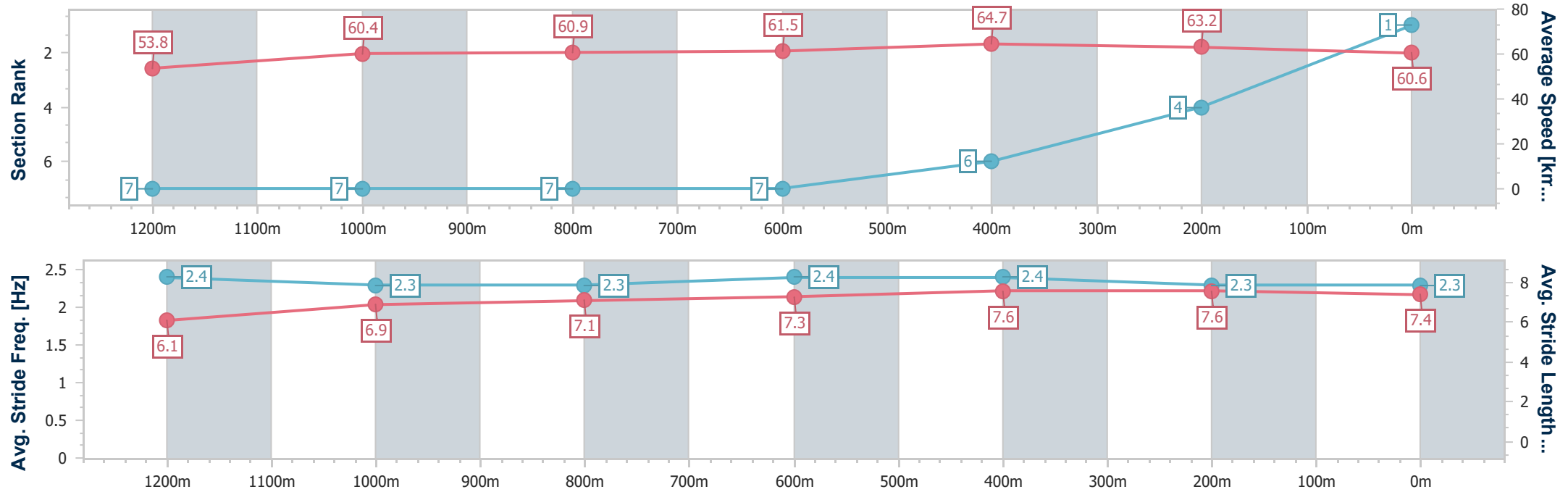
Horse/Jockey Name	Alfa Dundee
Final Rank	1
Fastest Section Time (Section)	0:11.14 (600m)
Top Speed [km/h] (Section)	66.2 (600m)
Race State	Finished



RockhamptonProfessional
Race 3: Rocky Cup Carnival On Sale Now QTIS Three-Years-
Old Maiden Plate - 1400m
13 May 2025 - 14:28
Track Rating: Soft 5, Weather: Fine, Rail Position: +2.5m Entire



Section	Overall	1200m	1000m	800m	600m	400m	200m						
Section Times	1:23.32 [1] (0:13.36)	1:09.96 [7] (0:11.93)	0:58.03 [7] (0:11.82)	0:46.21 [7] (0:11.78)	0:34.43 [7] (0:11.14)	0:23.29 [6] (0:11.39)	0:11.90 [4] (0:11.90)						
Average Speed [km/h]	53.8	60.4	60.9	61.5	64.7	63.2	60.6						
Top Speed [km/h]	60.3	61.7	61.9	63.5	66.2	66.2	63.0						
Avg. Dist. to Rail [m]	4.0	0.3	0.5	0.8	2.8	4.9	8.0						
Avg. Stride Freq. [Hz]	2.4	2.3	2.3	2.4	2.4	2.3	2.3						
Avg. Stride Length [m]	6.1	6.9	7.1	7.3	7.6	7.6	7.4						





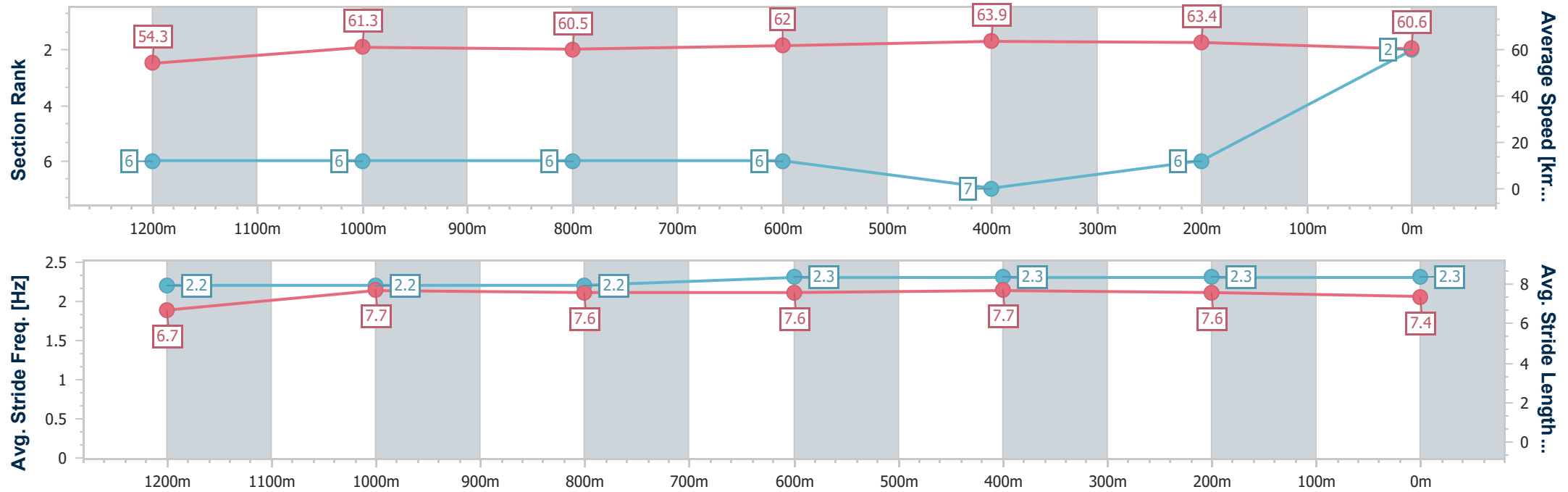
Horse/Jockey Name	Remlap Kava
Final Rank	2
Fastest Section Time (Section)	0:11.28 (600m)
Top Speed [km/h] (Section)	64.8 (600m)
Race State	Finished



RockhamptonProfessional
Race 3: Rocky Cup Carnival On Sale Now QTIS Three-Years-
Old Maiden Plate - 1400m
13 May 2025 - 14:28
Track Rating: Soft 5, Weather: Fine, Rail Position: +2.5m Entire



Section	Overall	1200m	1000m	800m	600m	400m	200m						
Section Times	1:23.34 [2] (0:13.27)	1:10.07 [6] (0:11.75)	0:58.32 [6] (0:11.94)	0:46.38 [6] (0:11.85)	0:34.53 [6] (0:11.28)	0:23.25 [7] (0:11.37)	0:11.88 [6] (0:11.88)						
Average Speed [km/h]	54.3	61.3	60.5	62.0	63.9	63.4	60.6						
Top Speed [km/h]	62.3	62.8	61.4	62.8	64.8	64.7	63.3						
Avg. Dist. to Rail [m]	2.0	0.6	0.8	2.5	4.4	6.6	8.8						
Avg. Stride Freq. [Hz]	2.2	2.2	2.2	2.3	2.3	2.3	2.3						
Avg. Stride Length [m]	6.7	7.7	7.6	7.6	7.7	7.6	7.4						





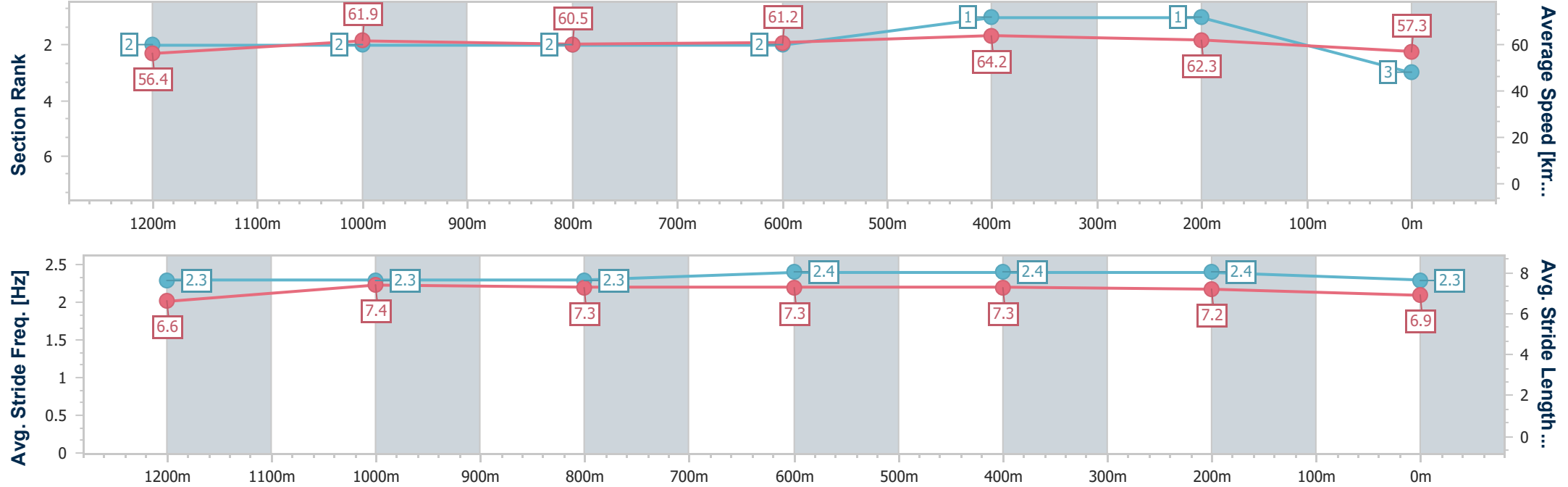
Horse/Jockey Name	Rum Rumble
Final Rank	3
Fastest Section Time (Section)	0:11.22 (600m)
Top Speed [km/h] (Section)	65.4 (600m)
Race State	Finished



RockhamptonProfessional
Race 3: Rocky Cup Carnival On Sale Now QTIS Three-Years-
Old Maiden Plate - 1400m
13 May 2025 - 14:28
Track Rating: Soft 5, Weather: Fine, Rail Position: +2.5m Entire



Section	Overall	1200m	1000m	800m	600m	400m	200m						
Section Times	1:23.47 [3] (0:12.78)	1:10.69 [2] (0:11.62)	0:59.07 [2] (0:11.85)	0:47.22 [2] (0:11.85)	0:35.37 [2] (0:11.22)	0:24.15 [1] (0:11.57)	0:12.58 [1] (0:12.58)						
Average Speed [km/h]	56.4	61.9	60.5	61.2	64.2	62.3	57.3						
Top Speed [km/h]	62.1	63.2	61.6	63.0	65.4	64.2	60.2						
Avg. Dist. to Rail [m]	0.9	0.8	0.8	1.0	2.7	3.0	2.7						
Avg. Stride Freq. [Hz]	2.3	2.3	2.3	2.4	2.4	2.4	2.3						
Avg. Stride Length [m]	6.6	7.4	7.3	7.3	7.3	7.2	6.9						





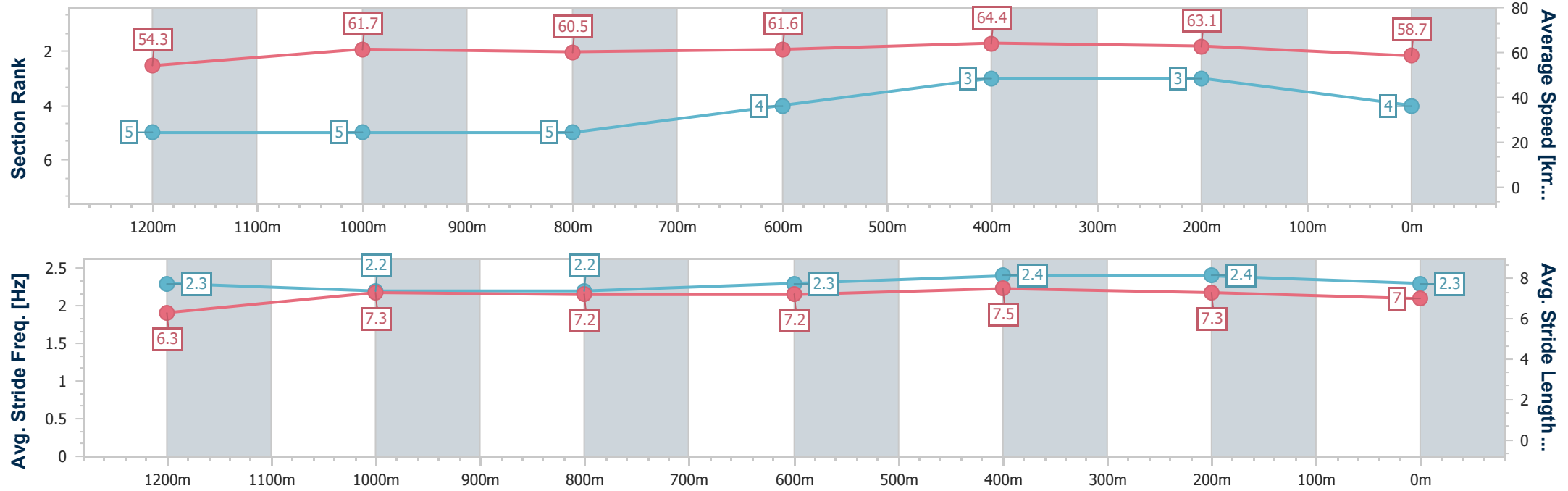
Horse/Jockey Name	Sunshine Sally
Final Rank	4
Fastest Section Time (Section)	0:11.19 (600m)
Top Speed [km/h] (Section)	66.2 (600m)
Race State	Finished



RockhamptonProfessional
Race 3: Rocky Cup Carnival On Sale Now QTIS Three-Years-
Old Maiden Plate - 1400m
13 May 2025 - 14:28
Track Rating: Soft 5, Weather: Fine, Rail Position: +2.5m Entire



Section	Overall	1200m	1000m	800m	600m	400m	200m						
Section Times	1:23.49 [4] (0:13.25)	1:10.24 [5] (0:11.67)	0:58.57 [5] (0:11.87)	0:46.70 [5] (0:11.82)	0:34.88 [4] (0:11.19)	0:23.69 [3] (0:11.42)	0:12.27 [3] (0:12.27)						
Average Speed [km/h]	54.3	61.7	60.5	61.6	64.4	63.1	58.7						
Top Speed [km/h]	62.7	62.8	61.6	63.3	66.2	65.3	60.9						
Avg. Dist. to Rail [m]	2.6	0.8	0.7	1.4	4.0	4.9	5.7						
Avg. Stride Freq. [Hz]	2.3	2.2	2.2	2.3	2.4	2.4	2.3						
Avg. Stride Length [m]	6.3	7.3	7.2	7.2	7.5	7.3	7.0						





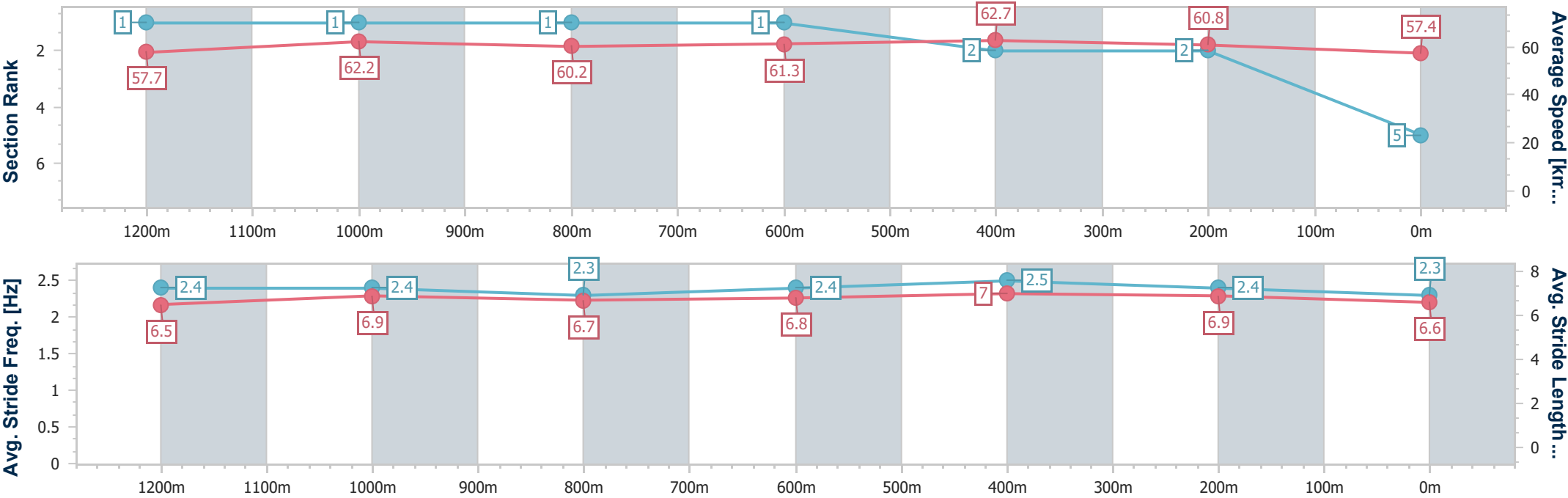
Horse/Jockey Name	Badlifedecision
Final Rank	5
Fastest Section Time (Section)	0:11.48 (600m)
Top Speed [km/h] (Section)	63.6 (Overall)
Race State	Finished



RockhamptonProfessional
Race 3: Rocky Cup Carnival On Sale Now QTIS Three-Years-
Old Maiden Plate - 1400m
13 May 2025 - 14:28
Track Rating: Soft 5, Weather: Fine, Rail Position: +2.5m Entire



Section	Overall	1200m	1000m	800m	600m	400m	200m							
Section Times	1:23.78 [5] (0:12.50)	1:11.28 [1] (0:11.56)	0:59.72 [1] (0:11.92)	0:47.80 [1] (0:11.91)	0:35.89 [1] (0:11.48)	0:24.41 [2] (0:11.83)	0:12.58 [2] (0:12.58)							
Average Speed [km/h]	57.7	62.2	60.2	61.3	62.7	60.8	57.4							
Top Speed [km/h]	63.6	62.7	61.1	62.0	63.3	62.8	59.4							
Avg. Dist. to Rail [m]	3.5	0.8	0.7	1.5	2.2	2.4	4.2							
Avg. Stride Freq. [Hz]	2.4	2.4	2.3	2.4	2.5	2.4	2.3							
Avg. Stride Length [m]	6.5	6.9	6.7	6.8	7.0	6.9	6.6							





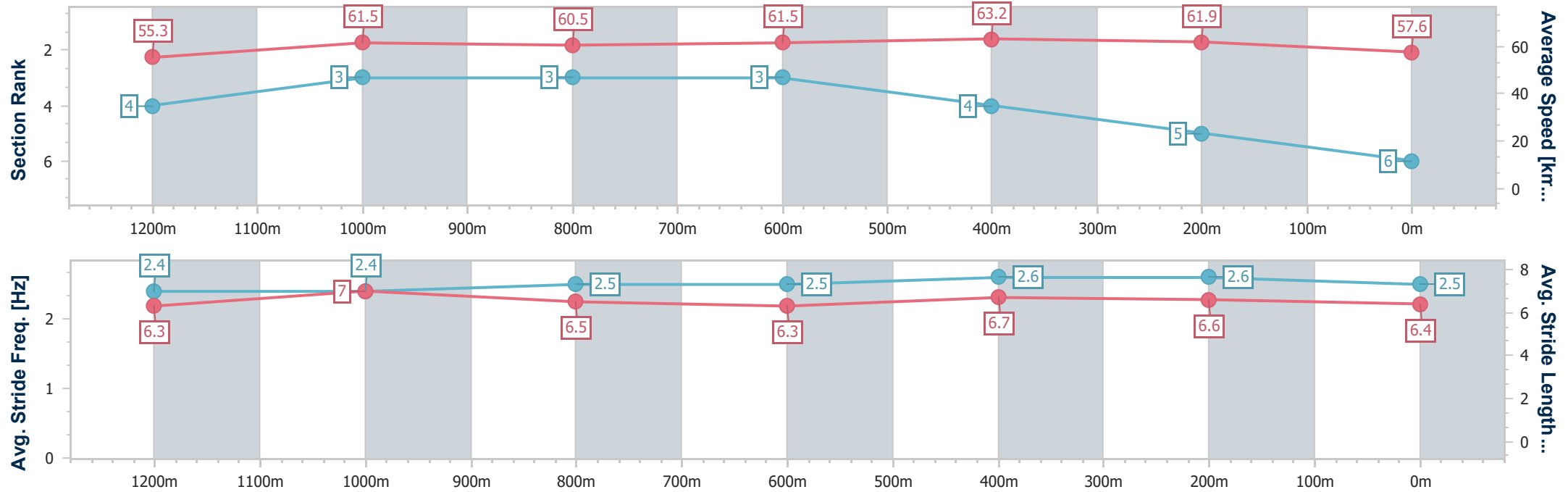
Horse/Jockey Name	Mishani Amore
Final Rank	6
Fastest Section Time (Section)	0:11.42 (600m)
Top Speed [km/h] (Section)	63.6 (600m)
Race State	Finished



RockhamptonProfessional
Race 3: Rocky Cup Carnival On Sale Now QTIS Three-Years-
Old Maiden Plate - 1400m
13 May 2025 - 14:28
Track Rating: Soft 5, Weather: Fine, Rail Position: +2.5m Entire



Section	Overall	1200m	1000m	800m	600m	400m	200m						
Section Times	1:23.95 [6] (0:13.02)	1:10.93 [4] (0:11.68)	0:59.25 [3] (0:11.89)	0:47.36 [3] (0:11.81)	0:35.55 [3] (0:11.42)	0:24.13 [4] (0:11.63)	0:12.50 [5] (0:12.50)						
Average Speed [km/h]	55.3	61.5	60.5	61.5	63.2	61.9	57.6						
Top Speed [km/h]	62.4	62.4	61.5	62.4	63.6	63.5	60.4						
Avg. Dist. to Rail [m]	1.7	1.3	0.6	1.3	2.6	3.2	3.1						
Avg. Stride Freq. [Hz]	2.4	2.4	2.5	2.5	2.6	2.6	2.5						
Avg. Stride Length [m]	6.3	7.0	6.5	6.3	6.7	6.6	6.4						





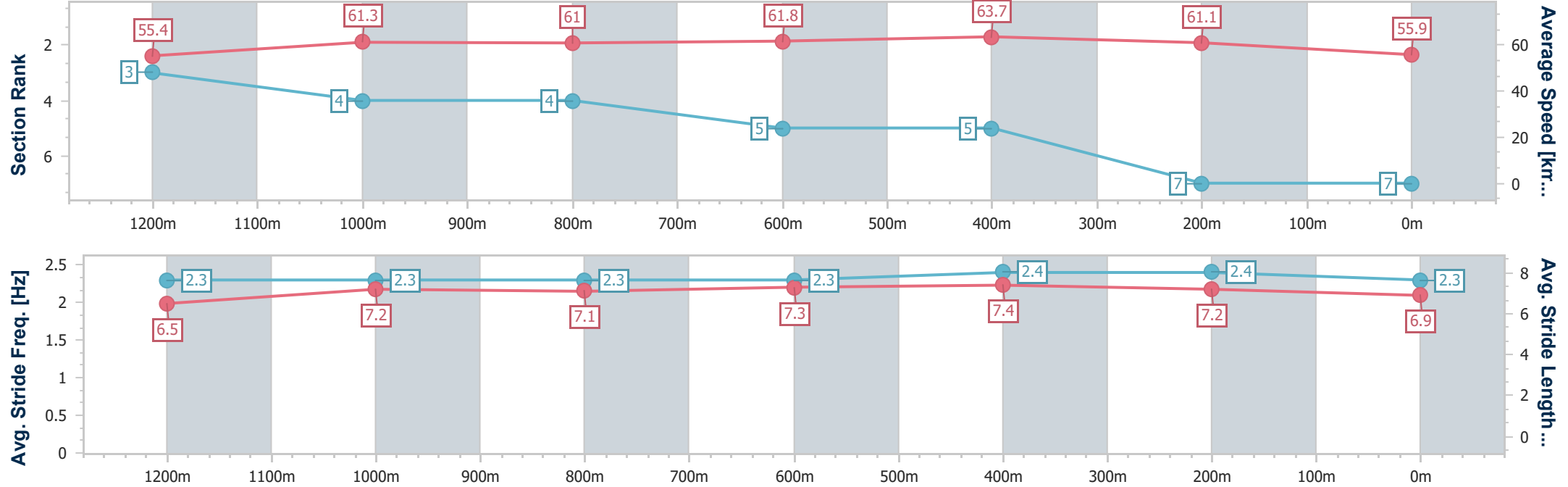
Horse/Jockey Name	Set For Life
Final Rank	7
Fastest Section Time (Section)	0:11.33 (600m)
Top Speed [km/h] (Section)	64.9 (600m)
Race State	Finished



RockhamptonProfessional
Race 3: Rocky Cup Carnival On Sale Now QTIS Three-Years-
Old Maiden Plate - 1400m
13 May 2025 - 14:28
Track Rating: Soft 5, Weather: Fine, Rail Position: +2.5m Entire



Section	Overall	1200m	1000m	800m	600m	400m	200m						
Section Times	1:24.61 [7] (0:13.01)	1:11.60 [3] (0:11.71)	0:59.89 [4] (0:11.89)	0:48.00 [4] (0:12.01)	0:35.99 [5] (0:11.33)	0:24.66 [5] (0:11.76)	0:12.90 [7] (0:12.90)						
Average Speed [km/h]	55.4	61.3	61.0	61.8	63.7	61.1	55.9						
Top Speed [km/h]	62.6	62.6	62.6	63.4	64.9	63.9	58.6						
Avg. Dist. to Rail [m]	1.3	0.3	0.9	3.7	6.1	7.6	9.7						
Avg. Stride Freq. [Hz]	2.3	2.3	2.3	2.3	2.4	2.4	2.3						
Avg. Stride Length [m]	6.5	7.2	7.1	7.3	7.4	7.2	6.9						





Rockhampton Professional

Race 4: Join as a RJC Gold Club Member OPEN Handicap - 1200m

13 May 2025 - 15:10



Track Rating: Soft 5, Weather: Fine, Rail Position: +2.5m Entire

Section		Overall				1000m	800m	600m	400m	200m	Last 600m		
Field Times		1:09.99				0:56.90	0:45.31	0:33.67	0:22.62	0:11.74	0:33.67		
		(0:13.09)				(0:11.59)	(0:11.64)	(0:11.05)	(0:10.88)	(0:11.74)			
Rank	TAB	Horse/Jockey	Barrier	Top Speed [km/h]	Fastest Section						Margin	Distance Travelled [m]	
1	5	DIDDLEY SQUAT	5	66.7	0:10.88	1:09.99 [1]	0:56.90 [1]	0:45.31 [1]	0:33.67 [1]	0:22.62 [1]	0:11.74 [1]	1:09.99	0:33.67
		Justin Stanley		400m	400m	(0:13.09)	(0:11.59)	(0:11.64)	(0:11.05)	(0:10.88)	(0:11.74)		
2	1	MEDIA EMPIRE	1	66.7	0:10.85	1:10.00 [2]	0:56.76 [2]	0:45.00 [3]	0:33.27 [3]	0:22.20 [3]	0:11.35 [3]	0.09L	0:33.27 +0
		Jackson Murphy		400m	400m	(0:13.24)	(0:11.76)	(0:11.73)	(0:11.07)	(0:10.85)	(0:11.35)		
3	2	MOENAVE	4	67.5	0:10.78	1:10.10 [3]	0:56.85 [3]	0:45.21 [2]	0:33.43 [2]	0:22.38 [2]	0:11.60 [2]	0.67L	0:33.43 +5
		Georgina Cartwright		400m	400m	(0:13.25)	(0:11.64)	(0:11.78)	(0:11.05)	(0:10.78)	(0:11.60)		
4	6	DOUBTING EYE	2	68.8	0:10.72	1:10.18 [4]	0:56.70 [5]	0:44.90 [5]	0:33.08 [5]	0:22.20 [5]	0:11.48 [4]	1.12L	0:33.08 +4
		Warwick Satherley		400m	400m	(0:13.48)	(0:11.80)	(0:11.82)	(0:10.88)	(0:10.72)	(0:11.48)		
5	3	SVINDAL	3	66.8	0:10.94	1:10.56 [5]	0:57.12 [4]	0:45.43 [4]	0:33.78 [4]	0:22.68 [4]	0:11.74 [5]	3.39L	0:33.78 +5
		Raul Silvera Olivera		600m	400m	(0:13.44)	(0:11.69)	(0:11.65)	(0:11.10)	(0:10.94)	(0:11.74)		

Scratched: Canny Be Better (#7), Dragon's Snip (#4)



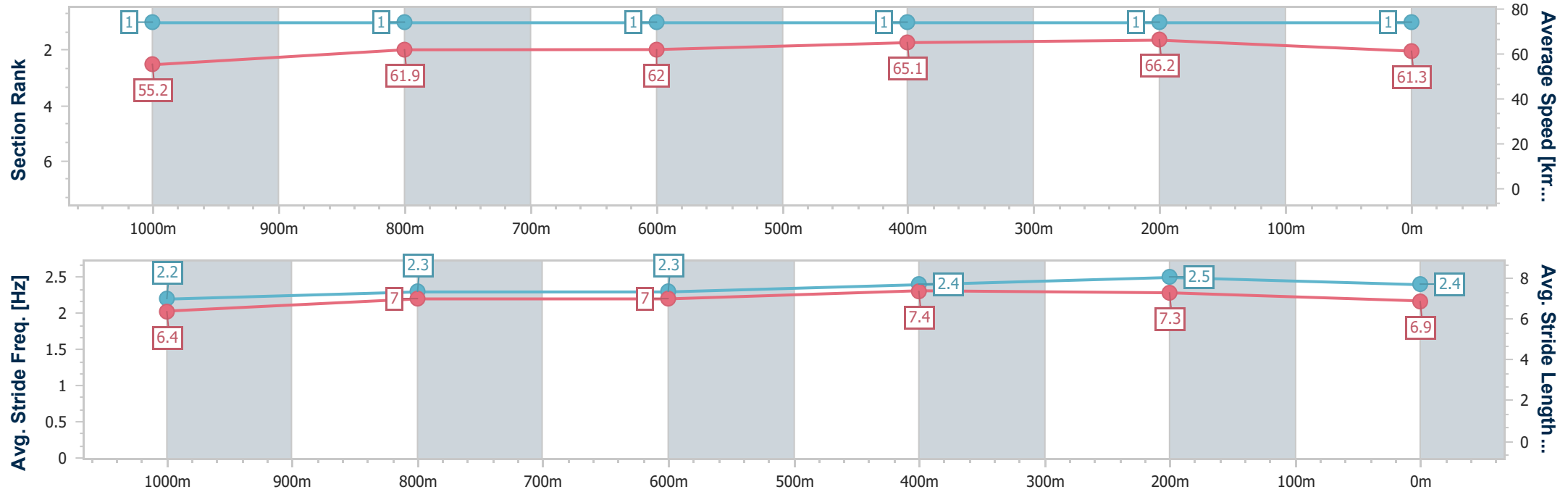
Horse/Jockey Name	Diddley Squat
Final Rank	1
Fastest Section Time (Section)	0:10.88 (400m)
Top Speed [km/h] (Section)	66.7 (400m)
Race State	Finished



RockhamptonProfessional
Race 4: Join as a RJC Gold Club Member OPEN Handicap - 1200m
13 May 2025 - 15:10
Track Rating: Soft 5, Weather: Fine, Rail Position: +2.5m Entire



Section	Overall	1000m	800m	600m	400m	200m							
Section Times	1:09.99 [1] (0:13.09)	0:56.90 [1] (0:11.59)	0:45.31 [1] (0:11.64)	0:33.67 [1] (0:11.05)	0:22.62 [1] (0:10.88)	0:11.74 [1] (0:11.74)							
Average Speed [km/h]	55.2	61.9	62.0	65.1	66.2	61.3							
Top Speed [km/h]	61.7	62.7	62.8	66.7	66.7	64.6							
Avg. Dist. to Rail [m]	3.4	1.0	0.7	1.2	0.9	1.7							
Avg. Stride Freq. [Hz]	2.2	2.3	2.3	2.4	2.5	2.4							
Avg. Stride Length [m]	6.4	7.0	7.0	7.4	7.3	6.9							





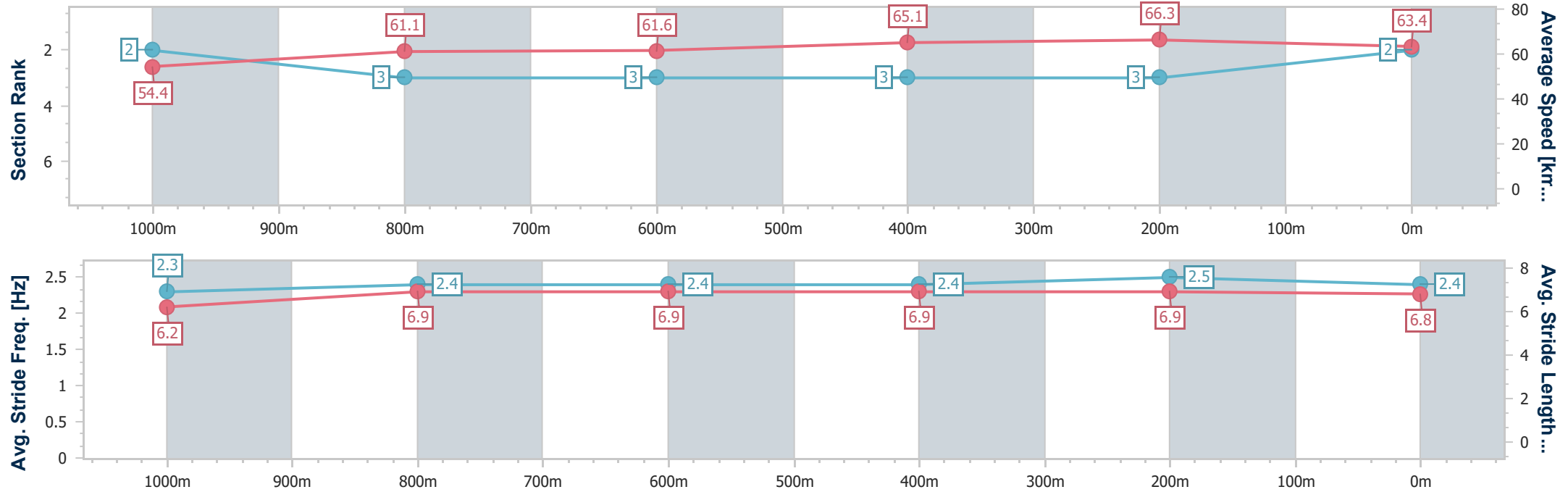
Horse/Jockey Name	Media Empire
Final Rank	2
Fastest Section Time (Section)	0:10.85 (400m)
Top Speed [km/h] (Section)	66.7 (400m)
Race State	Finished



RockhamptonProfessional
Race 4: Join as a RJC Gold Club Member OPEN Handicap - 1200m
13 May 2025 - 15:10
Track Rating: Soft 5, Weather: Fine, Rail Position: +2.5m Entire



Section	Overall	1000m	800m	600m	400m	200m								
Section Times	1:10.00 [2] (0:13.24)	0:56.76 [2] (0:11.76)	0:45.00 [3] (0:11.73)	0:33.27 [3] (0:11.07)	0:22.20 [3] (0:10.85)	0:11.35 [3] (0:11.35)								
Average Speed [km/h]	54.4	61.1	61.6	65.1	66.3	63.4								
Top Speed [km/h]	61.7	62.1	62.5	66.6	66.7	66.1								
Avg. Dist. to Rail [m]	1.9	0.6	0.5	1.0	2.4	5.1								
Avg. Stride Freq. [Hz]	2.3	2.4	2.4	2.4	2.5	2.4								
Avg. Stride Length [m]	6.2	6.9	6.9	6.9	6.9	6.8								





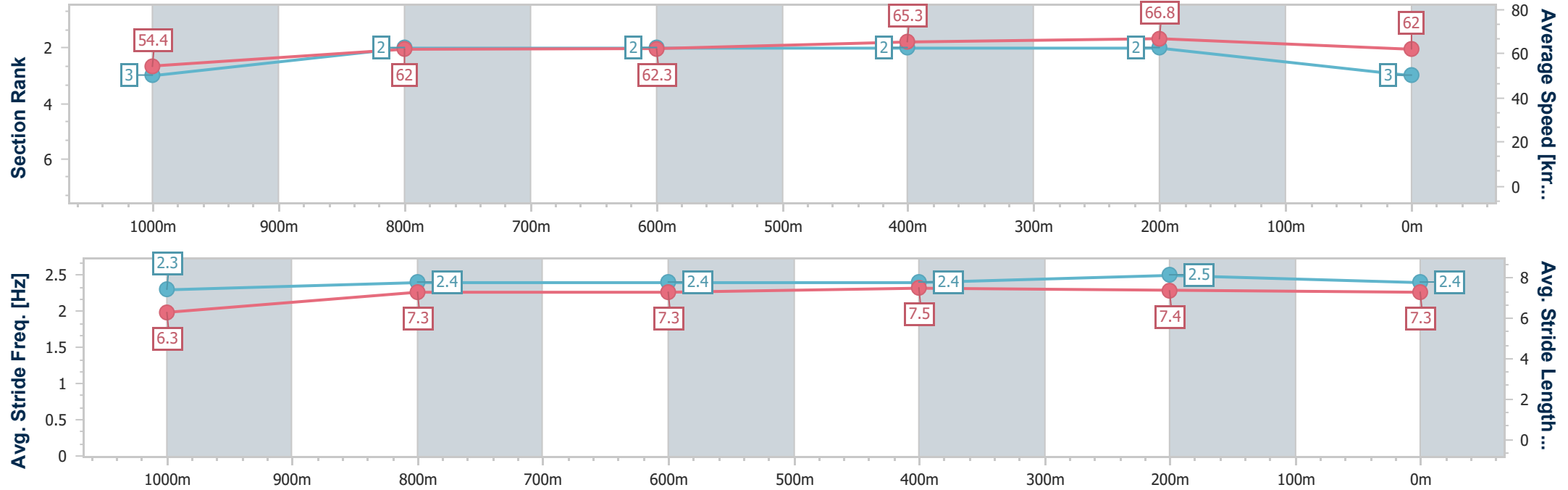
Horse/Jockey Name	Moenave
Final Rank	3
Fastest Section Time (Section)	0:10.78 (400m)
Top Speed [km/h] (Section)	67.5 (400m)
Race State	Finished



RockhamptonProfessional
Race 4: Join as a RJC Gold Club Member OPEN Handicap - 1200m
13 May 2025 - 15:10
Track Rating: Soft 5, Weather: Fine, Rail Position: +2.5m Entire



Section	Overall	1000m	800m	600m	400m	200m							
Section Times	1:10.10 [3] (0:13.25)	0:56.85 [3] (0:11.64)	0:45.21 [2] (0:11.78)	0:33.43 [2] (0:11.05)	0:22.38 [2] (0:10.78)	0:11.60 [2] (0:11.60)							
Average Speed [km/h]	54.4	62.0	62.3	65.3	66.8	62.0							
Top Speed [km/h]	63.3	63.7	63.4	67.3	67.5	66.3							
Avg. Dist. to Rail [m]	2.8	0.9	2.2	3.0	2.7	2.9							
Avg. Stride Freq. [Hz]	2.3	2.4	2.4	2.4	2.5	2.4							
Avg. Stride Length [m]	6.3	7.3	7.3	7.5	7.4	7.3							





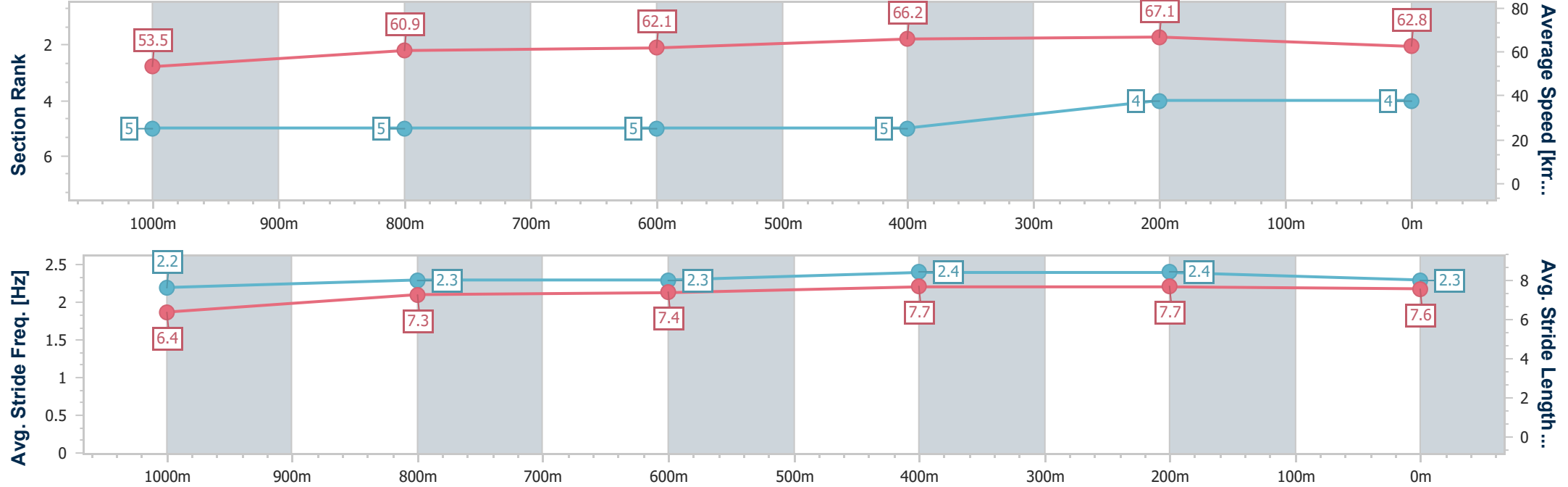
Horse/Jockey Name	Doubting Eye
Final Rank	4
Fastest Section Time (Section)	0:10.72 (400m)
Top Speed [km/h] (Section)	68.8 (400m)
Race State	Finished



RockhamptonProfessional
Race 4: Join as a RJC Gold Club Member OPEN Handicap - 1200m
13 May 2025 - 15:10
Track Rating: Soft 5, Weather: Fine, Rail Position: +2.5m Entire



Section	Overall	1000m	800m	600m	400m	200m							
Section Times	1:10.18 [4] (0:13.48)	0:56.70 [5] (0:11.80)	0:44.90 [5] (0:11.82)	0:33.08 [5] (0:10.88)	0:22.20 [5] (0:10.72)	0:11.48 [4] (0:11.48)							
Average Speed [km/h]	53.5	60.9	62.1	66.2	67.1	62.8							
Top Speed [km/h]	64.1	62.2	64.0	68.8	68.8	65.2							
Avg. Dist. to Rail [m]	1.9	0.9	2.3	2.8	4.4	6.4							
Avg. Stride Freq. [Hz]	2.2	2.3	2.3	2.4	2.4	2.3							
Avg. Stride Length [m]	6.4	7.3	7.4	7.7	7.7	7.6							





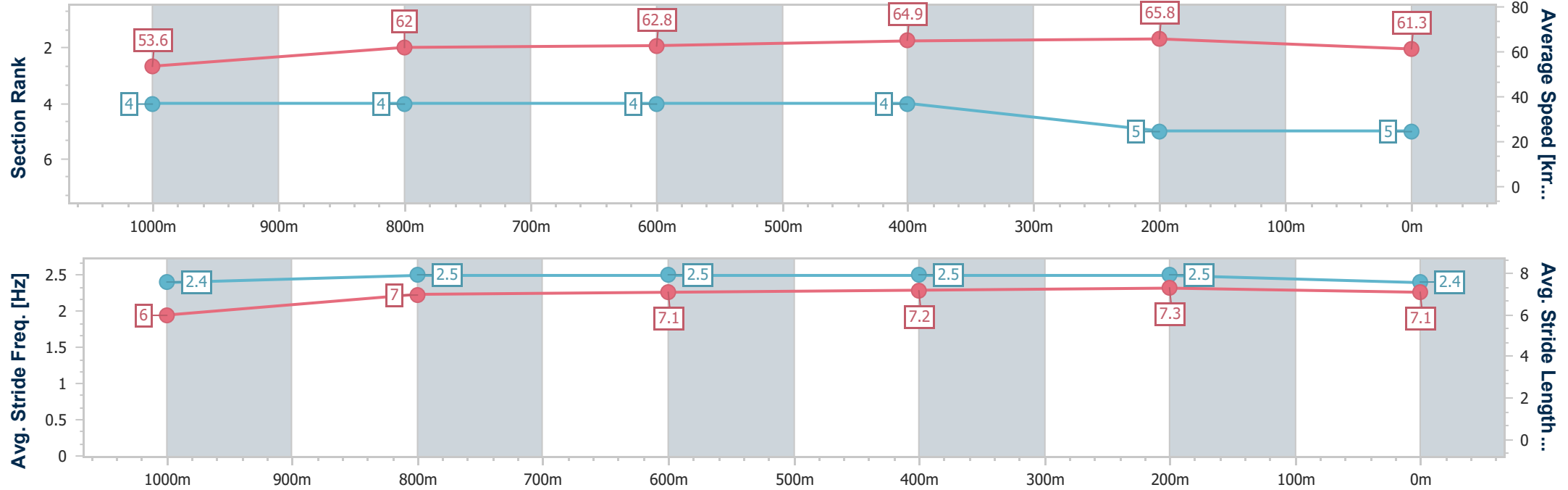
Horse/Jockey Name	Svindal
Final Rank	5
Fastest Section Time (Section)	0:10.94 (400m)
Top Speed [km/h] (Section)	66.8 (600m)
Race State	Finished



RockhamptonProfessional
Race 4: Join as a RJC Gold Club Member OPEN Handicap - 1200m
13 May 2025 - 15:10
Track Rating: Soft 5, Weather: Fine, Rail Position: +2.5m Entire



Section	Overall	1000m	800m	600m	400m	200m							
Section Times	1:10.56 [5] (0:13.44)	0:57.12 [4] (0:11.69)	0:45.43 [4] (0:11.65)	0:33.78 [4] (0:11.10)	0:22.68 [4] (0:10.94)	0:11.74 [5] (0:11.74)							
Average Speed [km/h]	53.6	62.0	62.8	64.9	65.8	61.3							
Top Speed [km/h]	63.3	63.5	64.7	66.8	66.7	64.2							
Avg. Dist. to Rail [m]	2.6	1.0	2.0	3.1	5.2	7.5							
Avg. Stride Freq. [Hz]	2.4	2.5	2.5	2.5	2.5	2.4							
Avg. Stride Length [m]	6.0	7.0	7.1	7.2	7.3	7.1							





Rockhampton Professional

Race 5: Warner Building Group BM65 Handicap - 1400m

13 May 2025 - 15:42



Track Rating: Soft 5, Weather: Fine, Rail Position: +2.5m Entire

Section						Overall	1200m	1000m	800m	600m	400m	Last 600m	
Field Times						1:22.18 (0:13.12)	1:09.06 (0:10.81)	0:58.25 (0:11.34)	0:46.91 (0:11.77)	0:35.14 (0:11.72)	0:23.42 (0:11.54)	0:35.14	
Rank	TAB	Horse/Jockey	Barrier	Top Speed [km/h]	Fastest Section								Distance Travelled [m]
1	9	AFFINITY FLYER	5	67.0	0:11.05	1:22.18 [1]	1:08.53 [9]	0:57.48 [8]	0:46.17 [8]	0:34.47 [5]	0:23.06 [6]	0:34.47	
		Chris McIver		Overall	1200m	(0:13.65)	(0:11.05)	(0:11.31)	(0:11.70)	(0:11.41)	(0:11.18)		
2	11	HUSSON'S REVENGE	4	66.0	0:11.05	1:22.38 [2]	1:09.08 [3]	0:58.03 [3]	0:46.69 [3]	0:34.86 [4]	0:23.46 [3]	0:34.86 +3	
		Jackson Murphy		Overall	1200m	(0:13.30)	(0:11.05)	(0:11.34)	(0:11.83)	(0:11.40)	(0:11.40)		
3	7	ITZA MOTZA	6	65.1	0:11.22	1:22.56 [3]	1:08.85 [10]	0:57.63 [10]	0:46.09 [10]	0:34.59 [10]	0:23.31 [7]	0:34.59 +2	
		Ryan Wiggins		600m	1200m	(0:13.71)	(0:11.22)	(0:11.54)	(0:11.50)	(0:11.28)	(0:11.34)		
4	6	TREASURER	1	66.6	0:10.98	1:22.66 [4]	1:09.18 [5]	0:58.20 [4]	0:46.95 [4]	0:35.26 [3]	0:23.78 [2]	0:35.26 -1	
		Georgina Cartwright		1200m	1200m	(0:13.48)	(0:10.98)	(0:11.25)	(0:11.69)	(0:11.48)	(0:11.49)		
5	8	THE LAST SAGA	2	65.7	0:11.13	1:22.68 [5]	1:09.20 [4]	0:58.07 [7]	0:46.69 [7]	0:34.88 [6]	0:23.60 [5]	0:34.88 +4	
		Warwick Satherley		1000m	1200m	(0:13.48)	(0:11.13)	(0:11.38)	(0:11.81)	(0:11.28)	(0:11.38)		
6	2	CONNEWARRE	8	65.0	0:11.18	1:23.00 [6]	1:09.37 [8]	0:58.19 [9]	0:46.82 [9]	0:35.09 [8]	0:23.75 [8]	0:35.09 +5	
		Kelsey Lenton		1200m	1200m	(0:13.63)	(0:11.18)	(0:11.37)	(0:11.73)	(0:11.34)	(0:11.45)		
7	10	ATOMIC SELFIE	7	67.7	0:10.91	1:24.10 [7]	1:10.98 [1]	1:00.07 [2]	0:48.66 [2]	0:36.84 [2]	0:25.14 [4]	0:36.84 +3	
		Justin Stanley		Overall	1200m	(0:13.12)	(0:10.91)	(0:11.41)	(0:11.82)	(0:11.70)	(0:12.13)		
8	4	CITY PLAYBOY	3	67.9	0:10.80	1:24.16 [8]	1:11.03 [2]	1:00.23 [1]	0:48.89 [1]	0:37.12 [1]	0:25.40 [1]	0:37.12 -1	
		Ashley Butler		1200m	1200m	(0:13.13)	(0:10.80)	(0:11.34)	(0:11.77)	(0:11.72)	(0:12.29)		
9	5	ZOFFANY'S GAZE	10	66.2	0:11.01	1:24.88 [9]	1:11.33 [6]	1:00.32 [5]	0:48.91 [6]	0:36.93 [9]	0:25.16 [10]	0:36.93 +9	
		Raul Silvera Olivera		1200m	1200m	(0:13.55)	(0:11.01)	(0:11.41)	(0:11.98)	(0:11.77)	(0:12.06)		
10	3	DWINDLING SPIRIT	9	67.5	0:10.98	1:25.06 [10]	1:11.47 [7]	1:00.49 [6]	0:49.12 [5]	0:37.20 [7]	0:25.45 [9]	0:37.20 +5	
		Gabrielle Semmens		1200m	1200m	(0:13.59)	(0:10.98)	(0:11.37)	(0:11.92)	(0:11.75)	(0:12.21)		

Scratched: Parade Ground (#1)

Report Created: Tue 13 May 2025 16:31 GMT+10 (Note: Timing is based on position data)

Page 1/12

[] Ranking at each section and finish
-:-:- No data available at this section
NA No data available

SCN Saddle cloth number
DNF Did not finish
DNT Did not track

data processed by  TRIPLESDATA



Rockhampton Professional

Race 5: Warner Building Group BM65 Handicap - 1400m

13 May 2025 - 15:42



Track Rating: Soft 5, Weather: Fine, Rail Position: +2.5m Entire

Section Field Times				200m 0:11.88 (0:11.88)				Last 600m 0:35.14	
Rank	TAB	Horse/Jockey	Barrier	Top Speed [km/h]	Fastest Section	Margin		Distance Travelled [m]	
1	9	AFFINITY FLYER	5	67.0	0:11.05	0:11.88 [1]	1:22.18	0:34.47	
		Chris McIver		Overall	1200m	(0:11.88)			
2	11	HUSSON'S REVENGE	4	66.0	0:11.05	0:12.06 [2]	1.2L	0:34.86	+3
		Jackson Murphy		Overall	1200m	(0:12.06)			
3	7	ITZA MOTZA	6	65.1	0:11.22	0:11.97 [5]	2.22L	0:34.59	+2
		Ryan Wiggins		600m	1200m	(0:11.97)			
4	6	TREASURER	1	66.6	0:10.98	0:12.29 [3]	2.84L	0:35.26	-1
		Georgina Cartwright		1200m	1200m	(0:12.29)			
5	8	THE LAST SAGA	2	65.7	0:11.13	0:12.22 [4]	2.96L	0:34.88	+4
		Warwick Satherley		1000m	1200m	(0:12.22)			
6	2	CONNEWARRE	8	65.0	0:11.18	0:12.30 [6]	4.82L	0:35.09	+5
		Kelsey Lenton		1200m	1200m	(0:12.30)			
7	10	ATOMIC SELFIE	7	67.7	0:10.91	0:13.01 [8]	11.3L	0:36.84	+3
		Justin Stanley		Overall	1200m	(0:13.01)			
8	4	CITY PLAYBOY	3	67.9	0:10.80	0:13.11 [7]	11.67L	0:37.12	-1
		Ashley Butler		1200m	1200m	(0:13.11)			
9	5	ZOFFANY'S GAZE	10	66.2	0:11.01	0:13.10 [9]	15.89L	0:36.93	+9
		Raul Silvera Olivera		1200m	1200m	(0:13.10)			
10	3	DWINDLING SPIRIT	9	67.5	0:10.98	0:13.24 [10]	16.98L	0:37.20	+5
		Gabrielle Semmens		1200m	1200m	(0:13.24)			

Scratched: Parade Ground (#1)

Report Created: Tue 13 May 2025 16:31 GMT+10 (Note: Timing is based on position data)

Page 2/12

[] Ranking at each section and finish
-:-:- No data available at this section
NA No data available

SCN Saddle cloth number
DNF Did not finish
DNT Did not track

data processed by  TRIPLESDATA



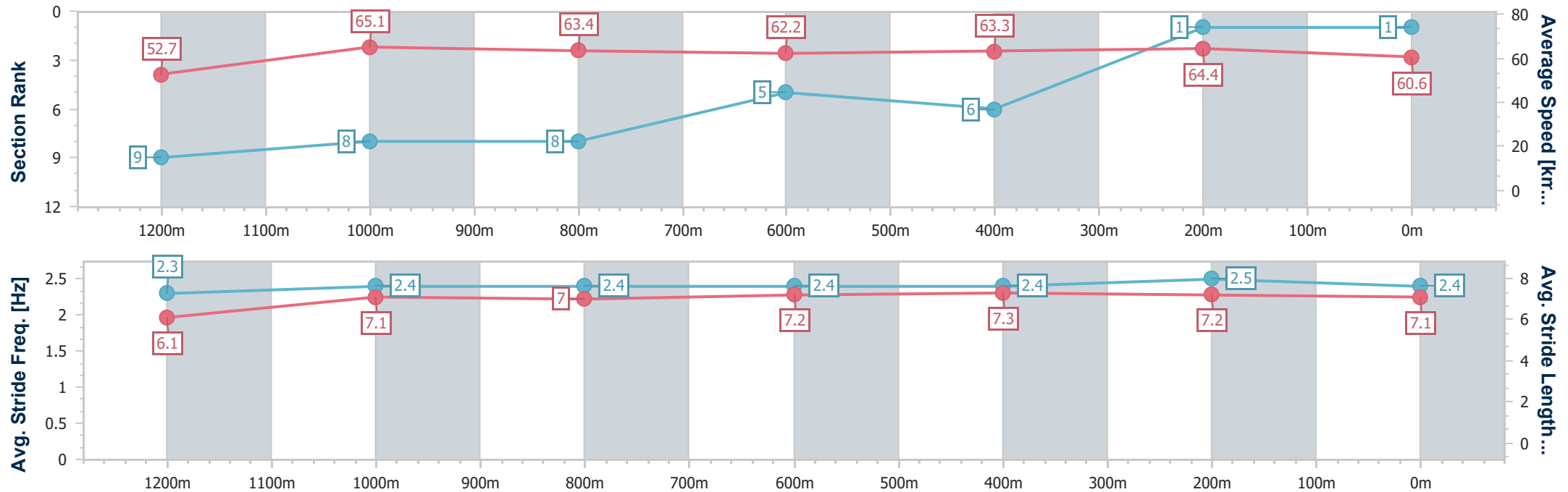
Horse/Jockey Name	Affinity Flyer
Final Rank	1
Fastest Section Time (Section)	0:11.05 (1200m)
Top Speed [km/h] (Section)	67.0 (Overall)
Race State	Finished



RockhamptonProfessional
Race 5: Warner Building Group BM65 Handicap - 1400m
13 May 2025 - 15:42
Track Rating: Soft 5, Weather: Fine, Rail Position: +2.5m Entire



Section	Overall	1200m	1000m	800m	600m	400m	200m						
Section Times	1:22.18 [1] (0:13.65)	1:08.53 [9] (0:11.05)	0:57.48 [8] (0:11.31)	0:46.17 [8] (0:11.70)	0:34.47 [5] (0:11.41)	0:23.06 [6] (0:11.18)	0:11.88 [1] (0:11.88)						
Average Speed [km/h]	52.7	65.1	63.4	62.2	63.3	64.4	60.6						
Top Speed [km/h]	67.0	66.8	64.6	63.1	65.0	65.3	63.0						
Avg. Dist. to Rail [m]	2.1	0.8	0.7	1.4	3.7	6.2	6.5						
Avg. Stride Freq. [Hz]	2.3	2.4	2.4	2.4	2.4	2.5	2.4						
Avg. Stride Length [m]	6.1	7.1	7.0	7.2	7.3	7.2	7.1						





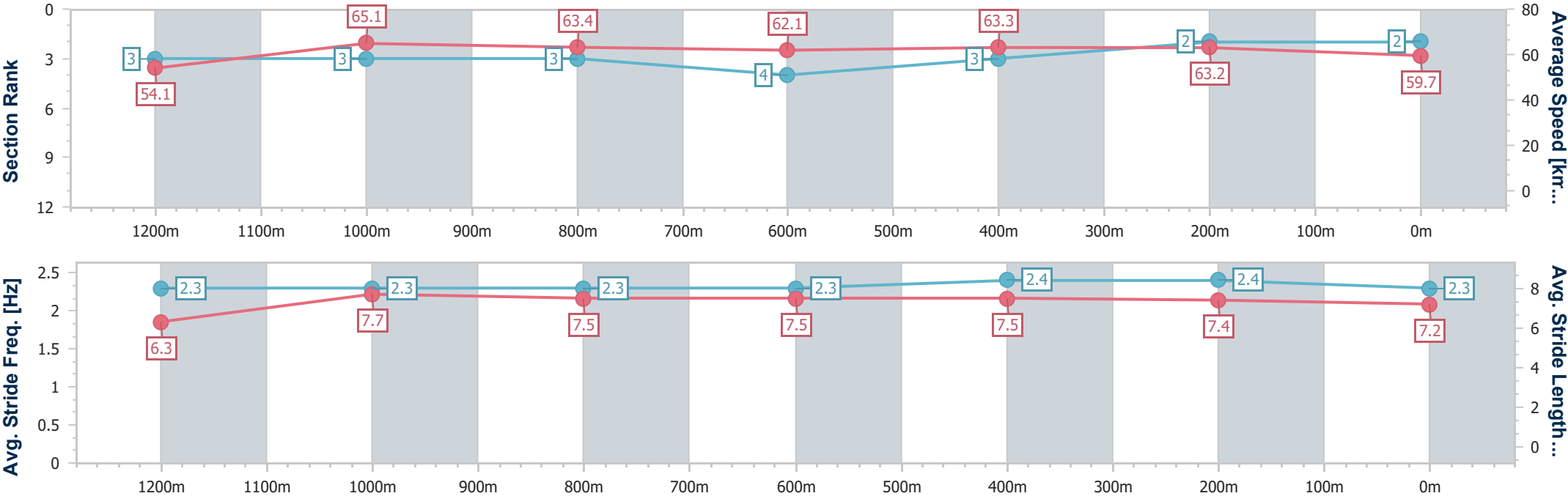
Horse/Jockey Name	Husson's Revenge
Final Rank	2
Fastest Section Time (Section)	0:11.05 (1200m)
Top Speed [km/h] (Section)	66.0 (Overall)
Race State	Finished



RockhamptonProfessional
Race 5: Warner Building Group BM65 Handicap - 1400m
13 May 2025 - 15:42
Track Rating: Soft 5, Weather: Fine, Rail Position: +2.5m Entire



Section	Overall	1200m	1000m	800m	600m	400m	200m						
Section Times	1:22.38 [2] (0:13.30)	1:09.08 [3] (0:11.05)	0:58.03 [3] (0:11.34)	0:46.69 [3] (0:11.83)	0:34.86 [4] (0:11.40)	0:23.46 [3] (0:11.40)	0:12.06 [2] (0:12.06)						
Average Speed [km/h]	54.1	65.1	63.4	62.1	63.3	63.2	59.7						
Top Speed [km/h]	66.0	66.0	64.6	63.0	64.0	64.4	62.1						
Avg. Dist. to Rail [m]	2.3	0.2	0.5	2.4	4.5	5.3	5.6						
Avg. Stride Freq. [Hz]	2.3	2.3	2.3	2.3	2.4	2.4	2.3						
Avg. Stride Length [m]	6.3	7.7	7.5	7.5	7.5	7.4	7.2						





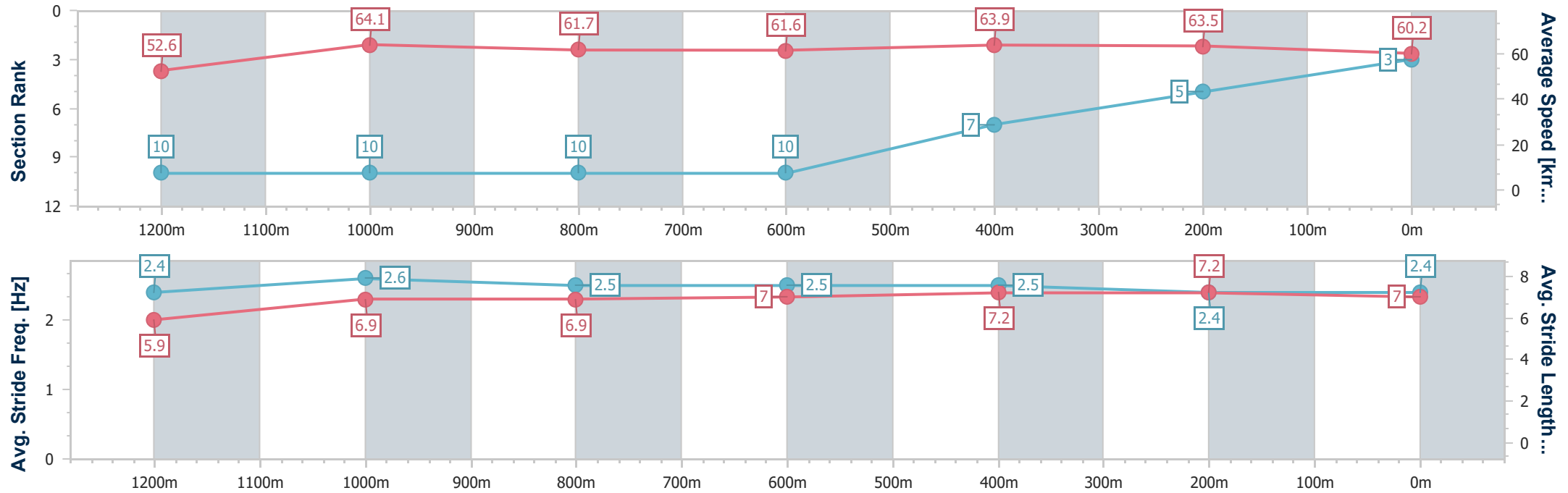
Horse/Jockey Name	Itza Motza
Final Rank	3
Fastest Section Time (Section)	0:11.22 (1200m)
Top Speed [km/h] (Section)	65.1 (600m)
Race State	Finished



RockhamptonProfessional
Race 5: Warner Building Group BM65 Handicap - 1400m
13 May 2025 - 15:42
Track Rating: Soft 5, Weather: Fine, Rail Position: +2.5m Entire



Section	Overall	1200m	1000m	800m	600m	400m	200m						
Section Times	1:22.56 [3] (0:13.71)	1:08.85 [10] (0:11.22)	0:57.63 [10] (0:11.54)	0:46.09 [10] (0:11.50)	0:34.59 [10] (0:11.28)	0:23.31 [7] (0:11.34)	0:11.97 [5] (0:11.97)						
Average Speed [km/h]	52.6	64.1	61.7	61.6	63.9	63.5	60.2						
Top Speed [km/h]	64.1	65.0	64.2	62.9	65.1	64.4	62.7						
Avg. Dist. to Rail [m]	2.7	0.2	1.6	1.8	1.3	3.6	7.4						
Avg. Stride Freq. [Hz]	2.4	2.6	2.5	2.5	2.5	2.4	2.4						
Avg. Stride Length [m]	5.9	6.9	6.9	7.0	7.2	7.2	7.0						



- [] Ranking at each section and finish
- .-.- No data available at this section
- NA No data available



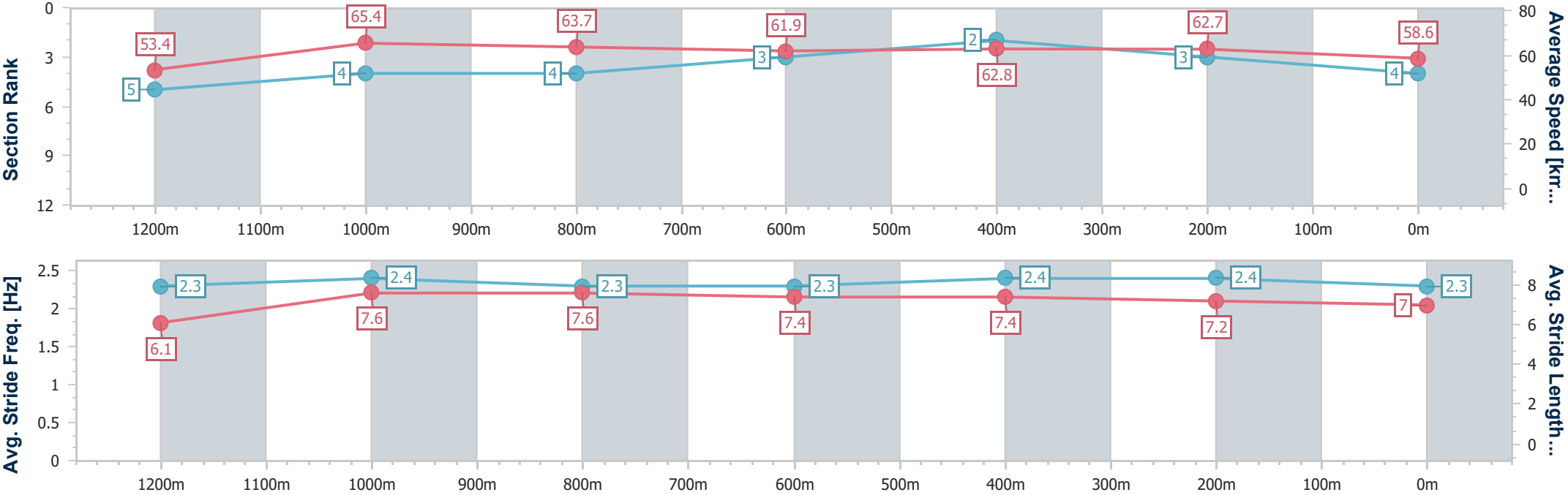
Horse/Jockey Name	Treasurer
Final Rank	4
Fastest Section Time (Section)	0:10.98 (1200m)
Top Speed [km/h] (Section)	66.6 (1200m)
Race State	Finished



RockhamptonProfessional
Race 5: Warner Building Group BM65 Handicap - 1400m
13 May 2025 - 15:42
Track Rating: Soft 5, Weather: Fine, Rail Position: +2.5m Entire



Section	Overall	1200m	1000m	800m	600m	400m	200m						
Section Times	1:22.66 [4] (0:13.48)	1:09.18 [5] (0:10.98)	0:58.20 [4] (0:11.25)	0:46.95 [4] (0:11.69)	0:35.26 [3] (0:11.48)	0:23.78 [2] (0:11.49)	0:12.29 [3] (0:12.29)						
Average Speed [km/h]	53.4	65.4	63.7	61.9	62.8	62.7	58.6						
Top Speed [km/h]	65.8	66.6	65.0	63.6	63.7	63.7	61.8						
Avg. Dist. to Rail [m]	0.8	1.3	1.2	1.0	2.2	3.1	3.2						
Avg. Stride Freq. [Hz]	2.3	2.4	2.3	2.3	2.4	2.4	2.3						
Avg. Stride Length [m]	6.1	7.6	7.6	7.4	7.4	7.2	7.0						





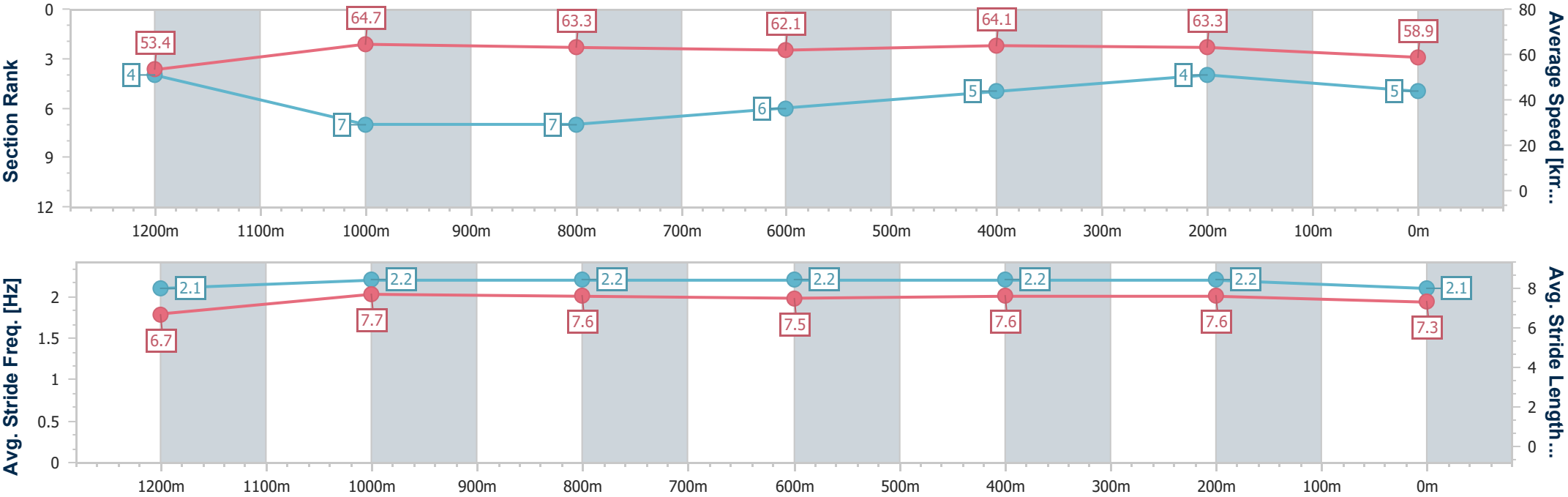
Horse/Jockey Name	The Last Saga
Final Rank	5
Fastest Section Time (Section)	0:11.13 (1200m)
Top Speed [km/h] (Section)	65.7 (1000m)
Race State	Finished



RockhamptonProfessional
Race 5: Warner Building Group BM65 Handicap - 1400m
13 May 2025 - 15:42
Track Rating: Soft 5, Weather: Fine, Rail Position: +2.5m Entire



Section	Overall	1200m	1000m	800m	600m	400m	200m						
Section Times	1:22.68 [5] (0:13.48)	1:09.20 [4] (0:11.13)	0:58.07 [7] (0:11.38)	0:46.69 [7] (0:11.81)	0:34.88 [6] (0:11.28)	0:23.60 [5] (0:11.38)	0:12.22 [4] (0:12.22)						
Average Speed [km/h]	53.4	64.7	63.3	62.1	64.1	63.3	58.9						
Top Speed [km/h]	64.1	65.3	65.7	63.0	65.0	64.9	61.8						
Avg. Dist. to Rail [m]	0.9	0.2	0.5	2.3	4.5	7.6	8.9						
Avg. Stride Freq. [Hz]	2.1	2.2	2.2	2.2	2.2	2.2	2.1						
Avg. Stride Length [m]	6.7	7.7	7.6	7.5	7.6	7.6	7.3						





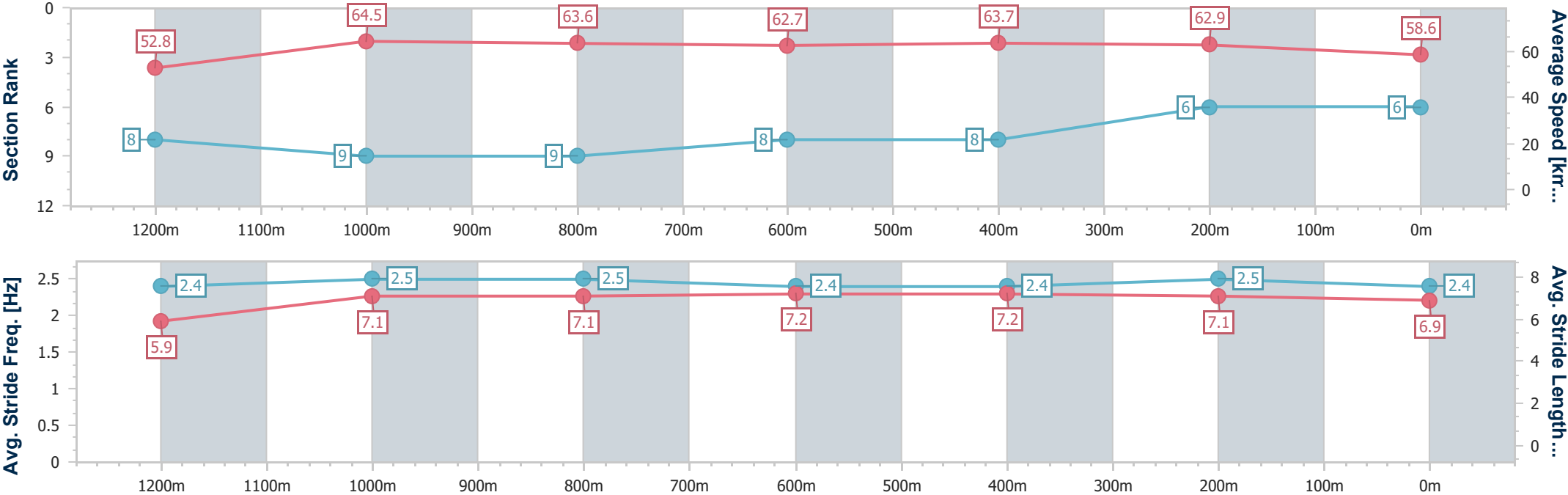
Horse/Jockey Name	Connewarre
Final Rank	6
Fastest Section Time (Section)	0:11.18 (1200m)
Top Speed [km/h] (Section)	65.0 (1200m)
Race State	Finished



RockhamptonProfessional
Race 5: Warner Building Group BM65 Handicap - 1400m
13 May 2025 - 15:42
Track Rating: Soft 5, Weather: Fine, Rail Position: +2.5m Entire



Section	Overall	1200m	1000m	800m	600m	400m	200m						
Section Times	1:23.00 [6] (0:13.63)	1:09.37 [8] (0:11.18)	0:58.19 [9] (0:11.37)	0:46.82 [9] (0:11.73)	0:35.09 [8] (0:11.34)	0:23.75 [8] (0:11.45)	0:12.30 [6]						
Average Speed [km/h]	52.8	64.5	63.6	62.7	63.7	62.9	58.6						
Top Speed [km/h]	64.8	65.0	64.6	63.8	64.8	64.8	61.6						
Avg. Dist. to Rail [m]	3.4	0.7	0.8	2.6	5.3	9.2	12.4						
Avg. Stride Freq. [Hz]	2.4	2.5	2.5	2.4	2.4	2.5	2.4						
Avg. Stride Length [m]	5.9	7.1	7.1	7.2	7.2	7.1	6.9						





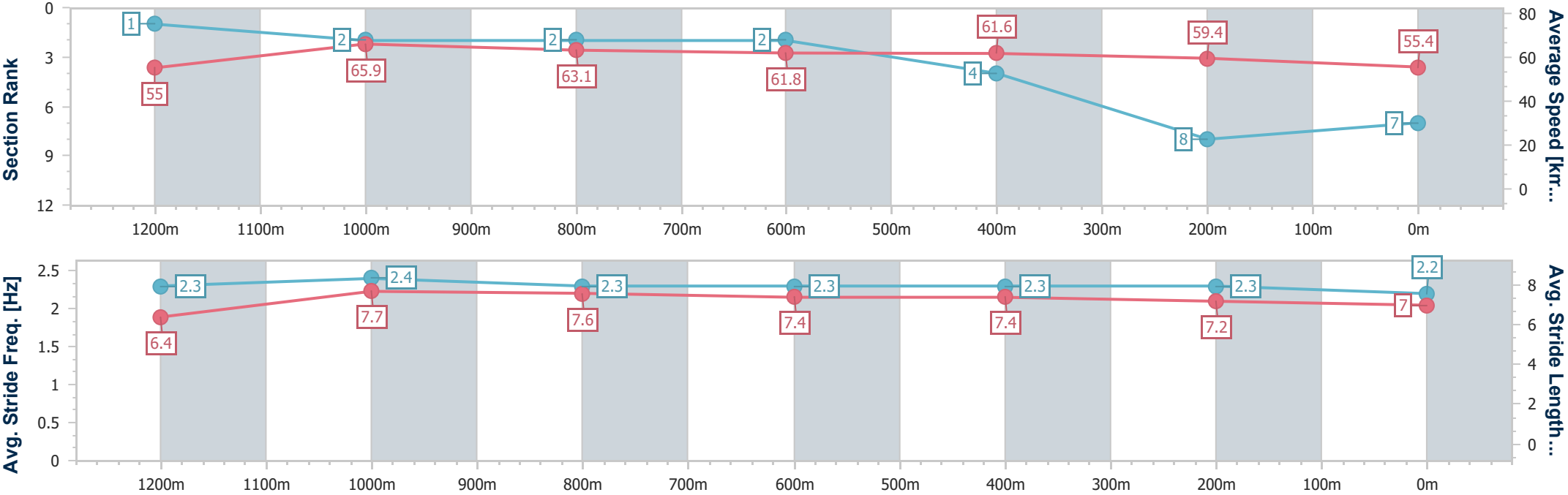
Horse/Jockey Name	Atomic Selfie
Final Rank	7
Fastest Section Time (Section)	0:10.91 (1200m)
Top Speed [km/h] (Section)	67.7 (Overall)
Race State	Finished



RockhamptonProfessional
Race 5: Warner Building Group BM65 Handicap - 1400m
13 May 2025 - 15:42
Track Rating: Soft 5, Weather: Fine, Rail Position: +2.5m Entire



Section	Overall	1200m	1000m	800m	600m	400m	200m						
Section Times	1:24.10 [7] (0:13.12)	1:10.98 [1] (0:10.91)	1:00.07 [2] (0:11.41)	0:48.66 [2] (0:11.82)	0:36.84 [2] (0:11.70)	0:25.14 [4] (0:12.13)	0:13.01 [8] (0:13.01)						
Average Speed [km/h]	55.0	65.9	63.1	61.8	61.6	59.4	55.4						
Top Speed [km/h]	67.7	67.6	64.3	62.4	61.9	61.1	57.7						
Avg. Dist. to Rail [m]	4.4	0.4	0.3	1.8	3.7	5.1	5.8						
Avg. Stride Freq. [Hz]	2.3	2.4	2.3	2.3	2.3	2.3	2.2						
Avg. Stride Length [m]	6.4	7.7	7.6	7.4	7.4	7.2	7.0						





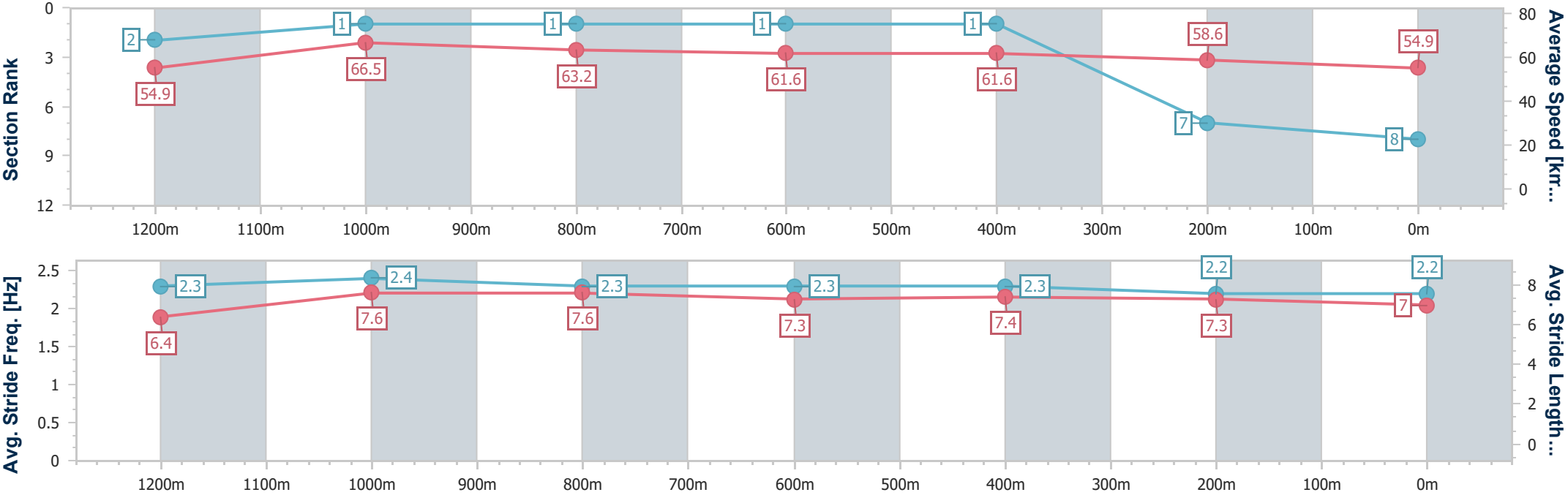
Horse/Jockey Name	City Playboy
Final Rank	8
Fastest Section Time (Section)	0:10.80 (1200m)
Top Speed [km/h] (Section)	67.9 (1200m)
Race State	Finished



RockhamptonProfessional
Race 5: Warner Building Group BM65 Handicap - 1400m
13 May 2025 - 15:42
Track Rating: Soft 5, Weather: Fine, Rail Position: +2.5m Entire



Section	Overall	1200m	1000m	800m	600m	400m	200m						
Section Times	1:24.16 [8] (0:13.13)	1:11.03 [2] (0:10.80)	1:00.23 [1] (0:11.34)	0:48.89 [1] (0:11.77)	0:37.12 [1] (0:11.72)	0:25.40 [1] (0:12.29)	0:13.11 [7] (0:13.11)						
Average Speed [km/h]	54.9	66.5	63.2	61.6	61.6	58.6	54.9						
Top Speed [km/h]	67.4	67.9	65.0	62.3	62.2	61.0	56.6						
Avg. Dist. to Rail [m]	1.2	1.2	1.1	1.1	1.9	1.9	2.6						
Avg. Stride Freq. [Hz]	2.3	2.4	2.3	2.3	2.3	2.2	2.2						
Avg. Stride Length [m]	6.4	7.6	7.6	7.3	7.4	7.3	7.0						





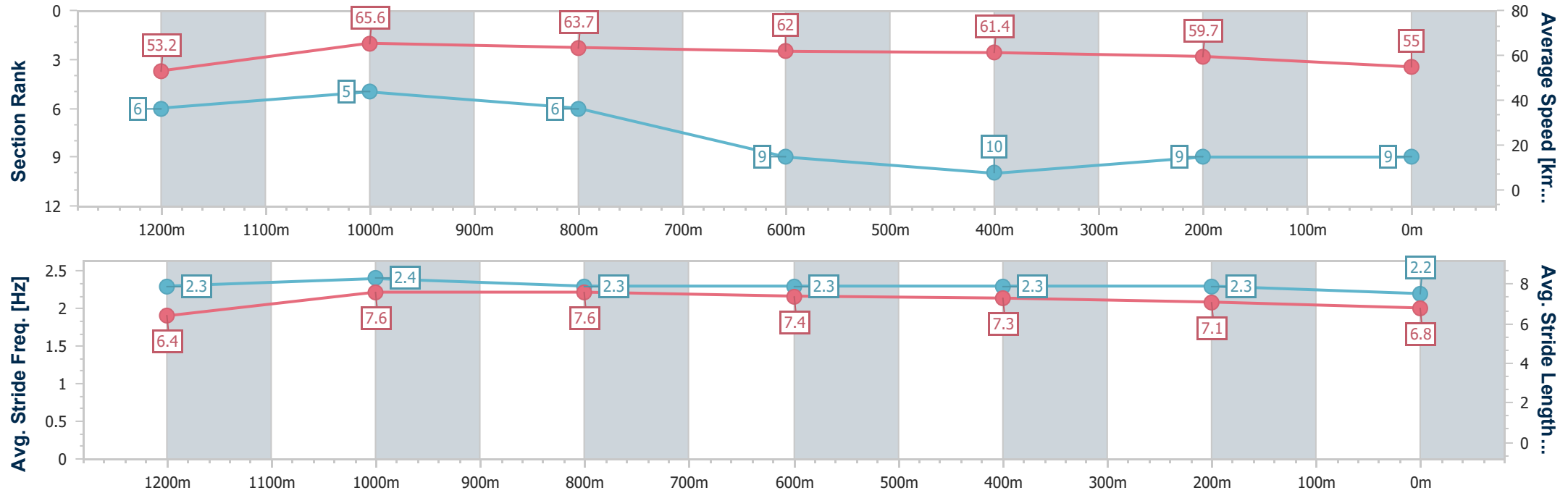
Horse/Jockey Name	Zoffany's Gaze
Final Rank	9
Fastest Section Time (Section)	0:11.01 (1200m)
Top Speed [km/h] (Section)	66.2 (1200m)
Race State	Finished



RockhamptonProfessional
Race 5: Warner Building Group BM65 Handicap - 1400m
13 May 2025 - 15:42
Track Rating: Soft 5, Weather: Fine, Rail Position: +2.5m Entire



Section	Overall	1200m	1000m	800m	600m	400m	200m						
Section Times	1:24.88 [9] (0:13.55)	1:11.33 [6] (0:11.01)	1:00.32 [5] (0:11.41)	0:48.91 [6] (0:11.98)	0:36.93 [9] (0:11.77)	0:25.16 [10] (0:12.06)	0:13.10 [9] (0:13.10)						
Average Speed [km/h]	53.2	65.6	63.7	62.0	61.4	59.7	55.0						
Top Speed [km/h]	64.4	66.2	65.1	63.2	62.0	61.6	57.8						
Avg. Dist. to Rail [m]	7.5	2.6	1.6	3.9	7.3	9.4	8.9						
Avg. Stride Freq. [Hz]	2.3	2.4	2.3	2.3	2.3	2.3	2.2						
Avg. Stride Length [m]	6.4	7.6	7.6	7.4	7.3	7.1	6.8						





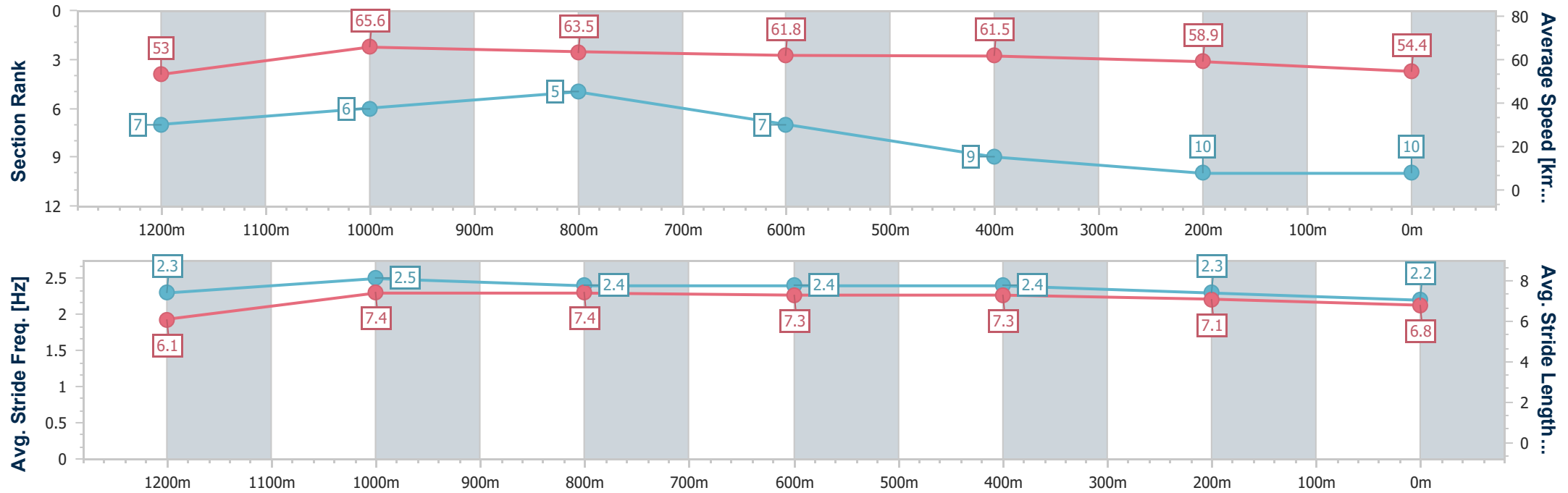
Horse/Jockey Name	Dwindling Spirit
Final Rank	10
Fastest Section Time (Section)	0:10.98 (1200m)
Top Speed [km/h] (Section)	67.5 (1200m)
Race State	Finished



RockhamptonProfessional
Race 5: Warner Building Group BM65 Handicap - 1400m
13 May 2025 - 15:42
Track Rating: Soft 5, Weather: Fine, Rail Position: +2.5m Entire



Section	Overall	1200m	1000m	800m	600m	400m	200m						
Section Times	1:25.06 [10] (0:13.59)	1:11.47 [7] (0:10.98)	1:00.49 [6] (0:11.37)	0:49.12 [5] (0:11.92)	0:37.20 [7] (0:11.75)	0:25.45 [9] (0:12.21)	0:13.24 [10] (0:13.24)						
Average Speed [km/h]	53.0	65.6	63.5	61.8	61.5	58.9	54.4						
Top Speed [km/h]	64.1	67.5	65.4	62.5	62.3	61.0	57.1						
Avg. Dist. to Rail [m]	6.4	1.6	0.8	2.9	5.9	7.5	7.2						
Avg. Stride Freq. [Hz]	2.3	2.5	2.4	2.4	2.4	2.3	2.2						
Avg. Stride Length [m]	6.1	7.4	7.4	7.3	7.3	7.1	6.8						





Rockhampton Professional

Race 6: Kennas Chartered Accountants BM55 Handicap - 1200m

13 May 2025 - 16:17



Track Rating: Soft 5, Weather: Fine, Rail Position: +2.5m Entire

Section		Overall				1000m	800m	600m	400m	200m	Last 600m		
Field Times		1:09.63				0:56.78	0:46.01	0:34.60	0:23.26	0:11.95	0:34.60		
		(0:12.85)				(0:10.77)	(0:11.41)	(0:11.34)	(0:11.31)	(0:11.95)			
Rank	TAB	Horse/Jockey	Barrier	Top Speed [km/h]	Fastest Section						Margin	Distance Travelled [m]	
1	4	NORTHUMBRIA	4	67.0	0:10.81	1:09.63 [1]	0:56.48 [3]	0:45.67 [3]	0:34.40 [3]	0:23.12 [2]	0:11.95 [1]	1:09.63	0:34.40
		Warwick Satherley		1000m	1000m	(0:13.15)	(0:10.81)	(0:11.27)	(0:11.28)	(0:11.17)	(0:11.95)		
2	5	DETERMINATION	7	66.9	0:10.96	1:09.77 [2]	0:56.55 [4]	0:45.59 [4]	0:34.34 [4]	0:23.20 [3]	0:12.02 [2]	0.85L	0:34.34 -1
		McKenzie Apel		1000m	1000m	(0:13.22)	(0:10.96)	(0:11.25)	(0:11.14)	(0:11.18)	(0:12.02)		
3	11	OUR HEART THROB	5	66.8	0:10.91	1:10.24 [3]	0:56.34 [9]	0:45.42 [9]	0:34.28 [8]	0:23.37 [8]	0:12.10 [6]	3.61L	0:34.28 -2
		Georgina Cartwright		600m	600m	(0:13.90)	(0:10.92)	(0:11.14)	(0:10.91)	(0:11.27)	(0:12.10)		
4	1	BOOM COURT	1	66.3	0:11.02	1:10.30 [4]	0:56.88 [6]	0:45.86 [6]	0:34.65 [6]	0:23.51 [7]	0:12.22 [5]	3.96L	0:34.65 -1
		Ryan Wiggins		1000m	1000m	(0:13.42)	(0:11.02)	(0:11.21)	(0:11.14)	(0:11.29)	(0:12.22)		
5	2	LETS DANCE JANDY	9	67.5	0:10.99	1:10.57 [5]	0:57.21 [5]	0:46.22 [5]	0:34.94 [5]	0:23.93 [5]	0:12.57 [3]	5.52L	0:34.94 +6
		Kelsey Lenton		1000m	1000m	(0:13.36)	(0:10.99)	(0:11.28)	(0:11.01)	(0:11.36)	(0:12.57)		
6	7	BIG SHOOTER	6	68.5	0:10.73	1:10.77 [6]	0:56.66 [10]	0:45.74 [10]	0:34.60 [10]	0:23.87 [9]	0:12.35 [8]	6.7L	0:34.60 +0
		Chris McIver		600m	600m	(0:14.11)	(0:10.92)	(0:11.14)	(0:10.73)	(0:11.52)	(0:12.35)		
7	6	QUARTERSHARE	3	67.9	0:10.75	1:10.97 [7]	0:58.10 [2]	0:47.35 [1]	0:35.94 [1]	0:24.60 [1]	0:12.90 [4]	7.87L	0:35.94 -2
		Ashley Butler		1000m	1000m	(0:12.87)	(0:10.75)	(0:11.41)	(0:11.34)	(0:11.70)	(0:12.90)		
8	3	SANTORINI SUMMER	2	67.7	0:10.95	1:10.99 [8]	0:57.48 [7]	0:46.53 [7]	0:35.28 [7]	0:24.23 [6]	0:12.74 [7]	8L	0:35.28 +3
		Tasha Chambers		1000m	1000m	(0:13.51)	(0:10.95)	(0:11.25)	(0:11.05)	(0:11.49)	(0:12.74)		
9	8	MERLOMANN	10	67.2	0:11.04	1:11.20 [9]	0:57.45 [8]	0:46.41 [8]	0:35.24 [9]	0:24.20 [10]	0:12.57 [9]	9.25L	0:35.24 +4
		Gabrielle Semmens		1000m	1000m	(0:13.75)	(0:11.04)	(0:11.17)	(0:11.04)	(0:11.63)	(0:12.57)		
10	10	KING ALE	8	68.1	0:10.88	1:12.21 [10]	0:59.36 [1]	0:48.48 [2]	0:37.00 [2]	0:25.58 [4]	0:13.46 [10]	15.18L	0:37.00 +4
		Raul Silvera Olivera		1000m	1000m	(0:12.85)	(0:10.88)	(0:11.48)	(0:11.42)	(0:12.12)	(0:13.46)		

Scratched: Daunting Lady (#9)

Report Created: Tue 13 May 2025 16:38 GMT+10 (Note: Timing is based on position data)

Page 1/11

[] Ranking at each section and finish
-:-:- No data available at this section
NA No data available

SCN Saddle cloth number
DNF Did not finish
DNT Did not track

data processed by TRIPLESDATA



Horse/Jockey Name	Northumbria
Final Rank	1
Fastest Section Time (Section)	0:10.81 (1000m)
Top Speed [km/h] (Section)	67.0 (1000m)
Race State	Finished



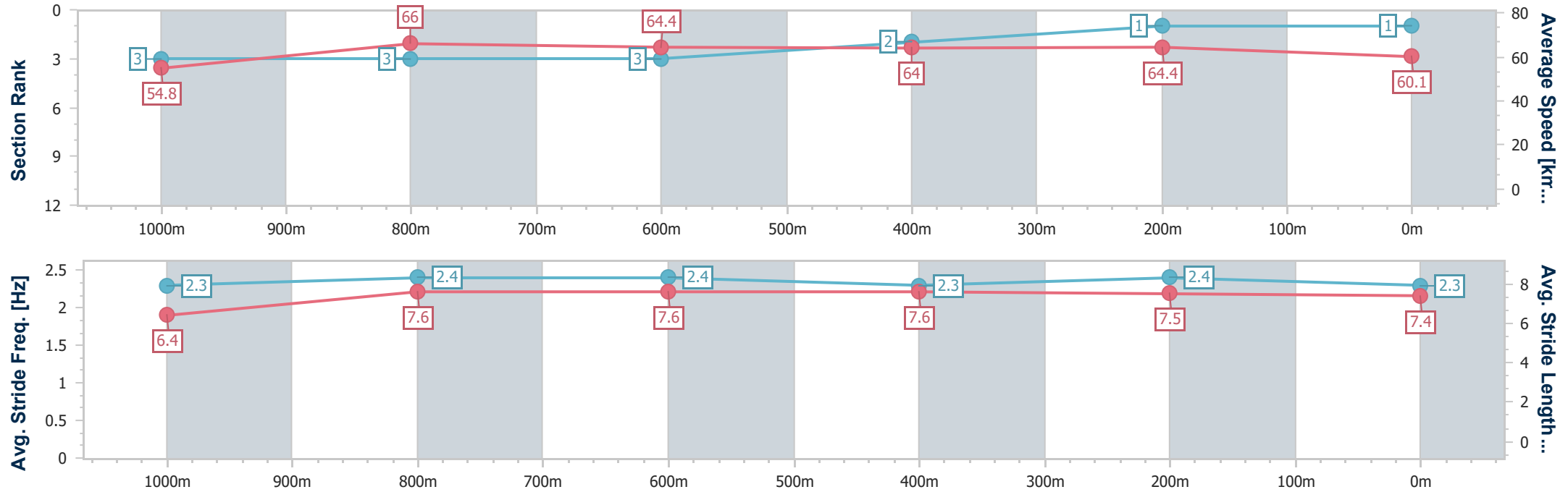
RockhamptonProfessional
Race 6: Kennas Chartered Accountants BM55 Handicap - 1200m

13 May 2025 - 16:17

Track Rating: Soft 5, Weather: Fine, Rail Position: +2.5m Entire



Section	Overall	1000m	800m	600m	400m	200m								
Section Times	1:09.63 [1] (0:13.15)	0:56.48 [3] (0:10.81)	0:45.67 [3] (0:11.27)	0:34.40 [3] (0:11.28)	0:23.12 [2] (0:11.17)	0:11.95 [1] (0:11.95)								
Average Speed [km/h]	54.8	66.0	64.4	64.0	64.4	60.1								
Top Speed [km/h]	66.9	67.0	66.3	65.5	65.3	63.5								
Avg. Dist. to Rail [m]	2.1	1.4	1.2	2.6	3.1	3.0								
Avg. Stride Freq. [Hz]	2.3	2.4	2.4	2.3	2.4	2.3								
Avg. Stride Length [m]	6.4	7.6	7.6	7.6	7.5	7.4								



[] Ranking at each section and finish
-.-.- No data available at this section
NA No data available



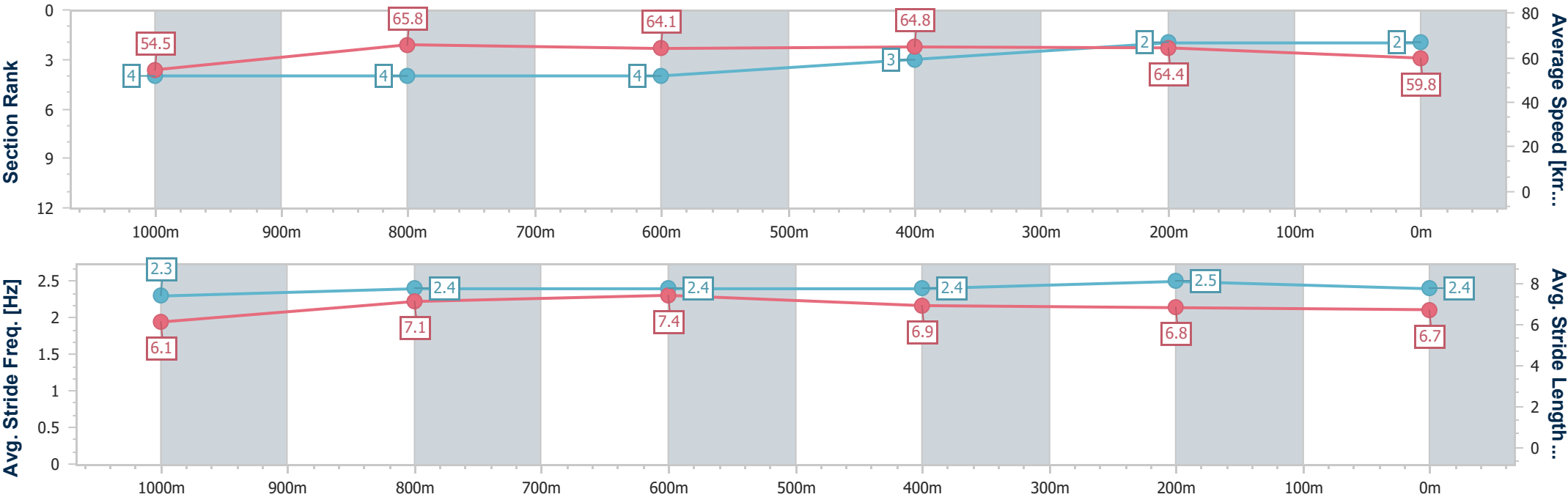
Horse/Jockey Name	Determination
Final Rank	2
Fastest Section Time (Section)	0:10.96 (1000m)
Top Speed [km/h] (Section)	66.9 (1000m)
Race State	Finished



RockhamptonProfessional
Race 6: Kennas Chartered Accountants BM55 Handicap - 1200m
13 May 2025 - 16:17
Track Rating: Soft 5, Weather: Fine, Rail Position: +2.5m Entire



Section	Overall	1000m	800m	600m	400m	200m							
Section Times	1:09.77 [2] (0:13.22)	0:56.55 [4] (0:10.96)	0:45.59 [4] (0:11.25)	0:34.34 [4] (0:11.14)	0:23.20 [3] (0:11.18)	0:12.02 [2] (0:12.02)							
Average Speed [km/h]	54.5	65.8	64.1	64.8	64.4	59.8							
Top Speed [km/h]	65.7	66.9	65.1	65.7	65.4	63.3							
Avg. Dist. to Rail [m]	4.6	0.3	0.4	2.3	3.4	4.9							
Avg. Stride Freq. [Hz]	2.3	2.4	2.4	2.4	2.5	2.4							
Avg. Stride Length [m]	6.1	7.1	7.4	6.9	6.8	6.7							





Horse/Jockey Name	Our Heart Throb
Final Rank	3
Fastest Section Time (Section)	0:10.91 (600m)
Top Speed [km/h] (Section)	66.8 (600m)
Race State	Finished



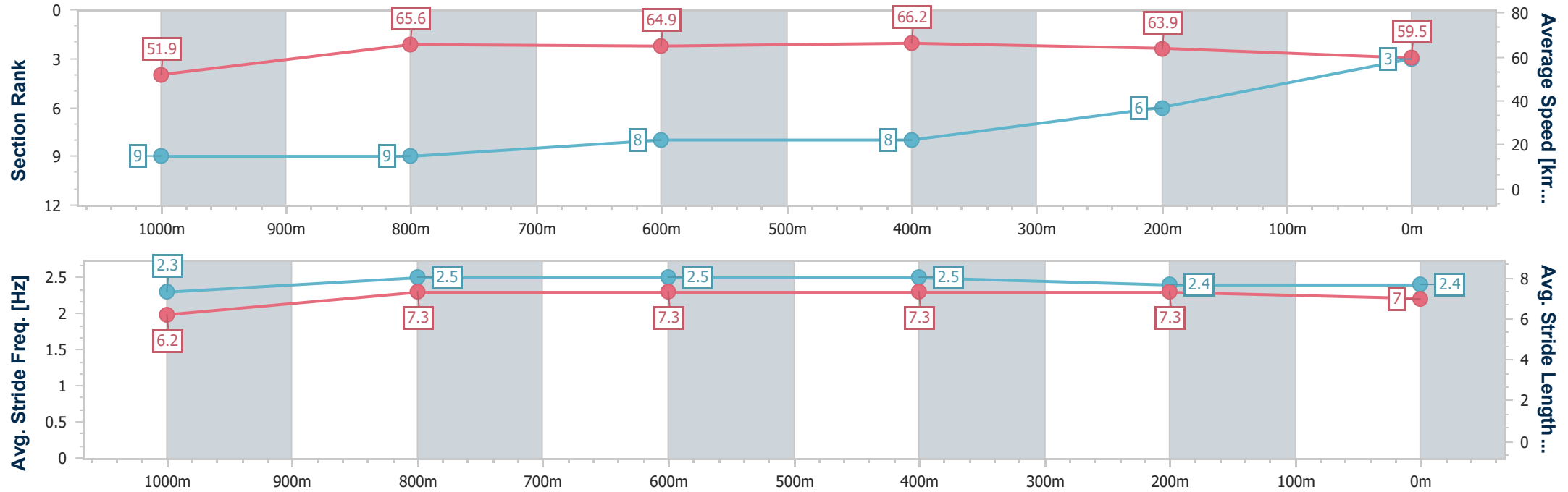
RockhamptonProfessional
Race 6: Kennas Chartered Accountants BM55 Handicap -
1200m

13 May 2025 - 16:17

Track Rating: Soft 5, Weather: Fine, Rail Position: +2.5m Entire



Section	Overall	1000m	800m	600m	400m	200m							
Section Times	1:10.24 [3] (0:13.90)	0:56.34 [9] (0:10.92)	0:45.42 [9] (0:11.14)	0:34.28 [8] (0:10.91)	0:23.37 [8] (0:11.27)	0:12.10 [6] (0:12.10)							
Average Speed [km/h]	51.9	65.6	64.9	66.2	63.9	59.5							
Top Speed [km/h]	65.1	66.4	65.7	66.8	65.1	62.2							
Avg. Dist. to Rail [m]	3.5	0.9	1.1	2.8	2.9	3.1							
Avg. Stride Freq. [Hz]	2.3	2.5	2.5	2.5	2.4	2.4							
Avg. Stride Length [m]	6.2	7.3	7.3	7.3	7.3	7.0							





Horse/Jockey Name	Boom Court
Final Rank	4
Fastest Section Time (Section)	0:11.02 (1000m)
Top Speed [km/h] (Section)	66.3 (1000m)
Race State	Finished



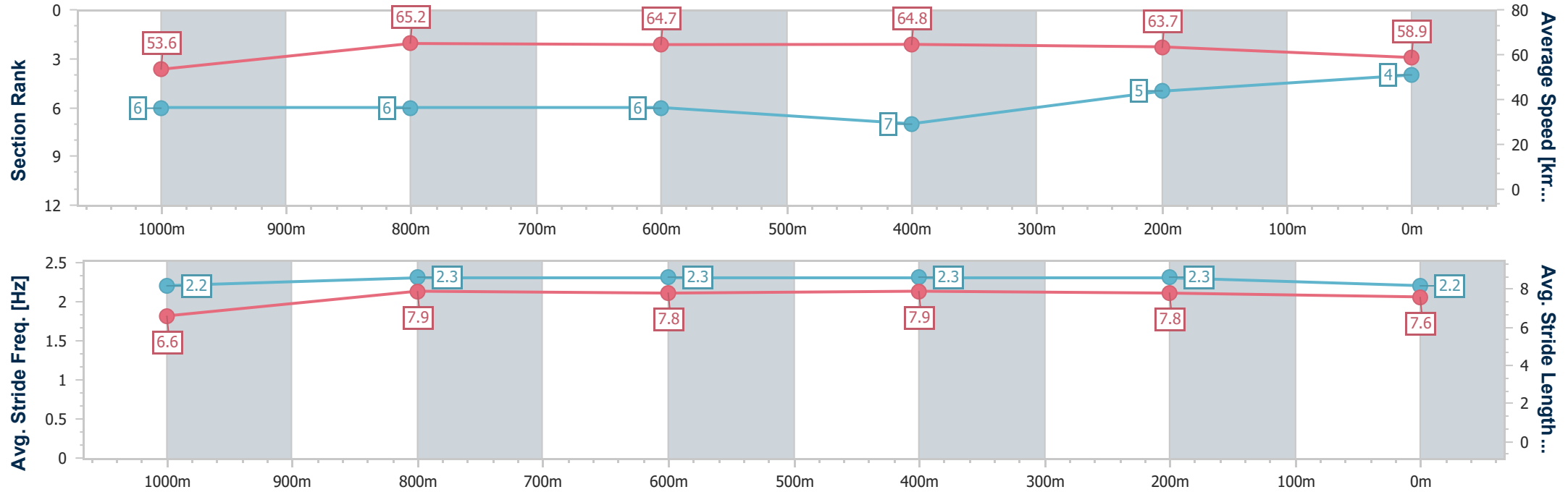
RockhamptonProfessional
Race 6: Kennas Chartered Accountants BM55 Handicap - 1200m

13 May 2025 - 16:17

Track Rating: Soft 5, Weather: Fine, Rail Position: +2.5m Entire



Section	Overall	1000m	800m	600m	400m	200m								
Section Times	1:10.30 [4] (0:13.42)	0:56.88 [6] (0:11.02)	0:45.86 [6] (0:11.21)	0:34.65 [6] (0:11.14)	0:23.51 [7] (0:11.29)	0:12.22 [5] (0:12.22)								
Average Speed [km/h]	53.6	65.2	64.7	64.8	63.7	58.9								
Top Speed [km/h]	65.1	66.3	65.7	65.6	65.4	62.1								
Avg. Dist. to Rail [m]	0.9	0.6	1.0	2.8	4.1	4.5								
Avg. Stride Freq. [Hz]	2.2	2.3	2.3	2.3	2.3	2.2								
Avg. Stride Length [m]	6.6	7.9	7.8	7.9	7.8	7.6								





Horse/Jockey Name	Lets Dance Jandy
Final Rank	5
Fastest Section Time (Section)	0:10.99 (1000m)
Top Speed [km/h] (Section)	67.5 (1000m)
Race State	Finished



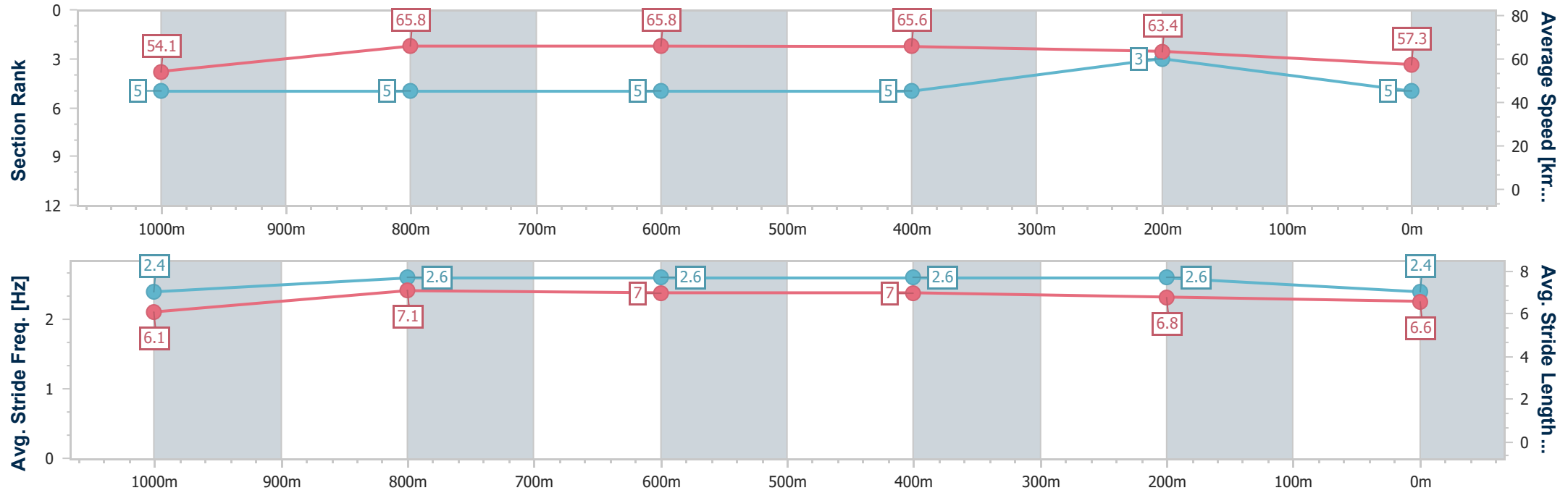
RockhamptonProfessional
Race 6: Kennas Chartered Accountants BM55 Handicap - 1200m

13 May 2025 - 16:17

Track Rating: Soft 5, Weather: Fine, Rail Position: +2.5m Entire



Section	Overall	1000m	800m	600m	400m	200m								
Section Times	1:10.57 [5] (0:13.36)	0:57.21 [5] (0:10.99)	0:46.22 [5] (0:11.28)	0:34.94 [5] (0:11.01)	0:23.93 [5] (0:11.36)	0:12.57 [3] (0:12.57)								
Average Speed [km/h]	54.1	65.8	65.8	65.6	63.4	57.3								
Top Speed [km/h]	65.3	67.5	66.9	66.8	65.7	61.9								
Avg. Dist. to Rail [m]	6.2	0.9	3.7	6.4	7.2	6.1								
Avg. Stride Freq. [Hz]	2.4	2.6	2.6	2.6	2.6	2.4								
Avg. Stride Length [m]	6.1	7.1	7.0	7.0	6.8	6.6								





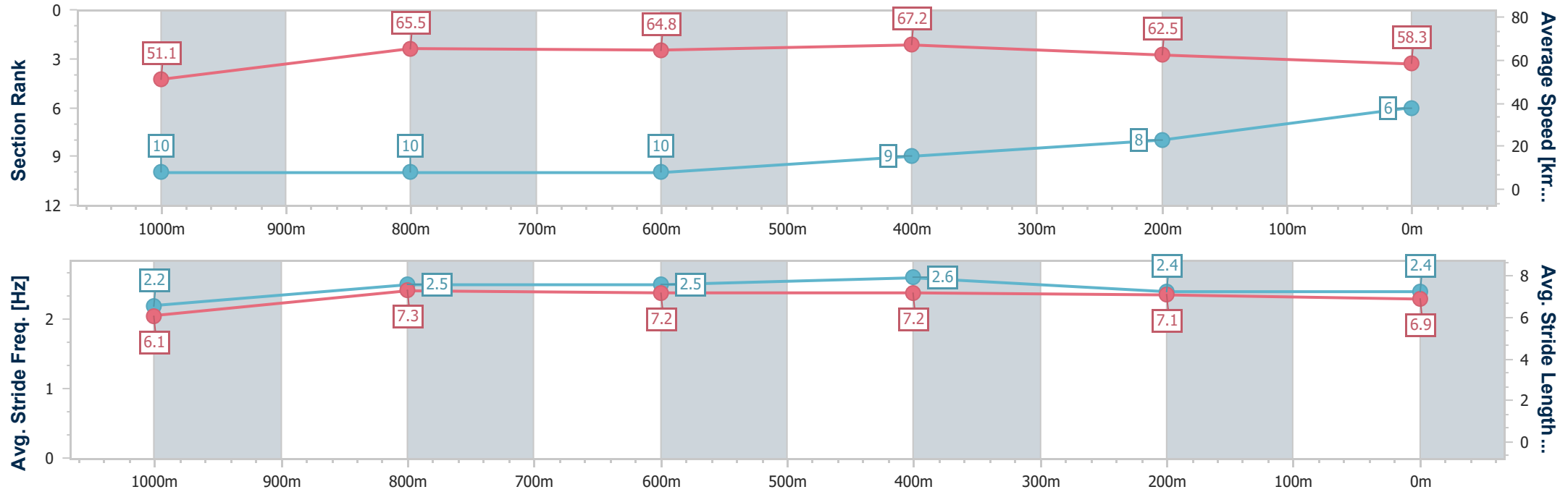
Horse/Jockey Name	Big Shooter
Final Rank	6
Fastest Section Time (Section)	0:10.73 (600m)
Top Speed [km/h] (Section)	68.5 (600m)
Race State	Finished



RockhamptonProfessional
Race 6: Kennas Chartered Accountants BM55 Handicap - 1200m
13 May 2025 - 16:17
Track Rating: Soft 5, Weather: Fine, Rail Position: +2.5m Entire



Section	Overall	1000m	800m	600m	400m	200m								
Section Times	1:10.77 [6] (0:14.11)	0:56.66 [10] (0:10.92)	0:45.74 [10] (0:11.14)	0:34.60 [10] (0:10.73)	0:23.87 [9] (0:11.52)	0:12.35 [8] (0:12.35)								
Average Speed [km/h]	51.1	65.5	64.8	67.2	62.5	58.3								
Top Speed [km/h]	65.0	66.1	65.4	68.5	65.5	61.7								
Avg. Dist. to Rail [m]	3.8	1.2	0.5	3.3	4.9	4.7								
Avg. Stride Freq. [Hz]	2.2	2.5	2.5	2.6	2.4	2.4								
Avg. Stride Length [m]	6.1	7.3	7.2	7.2	7.1	6.9								





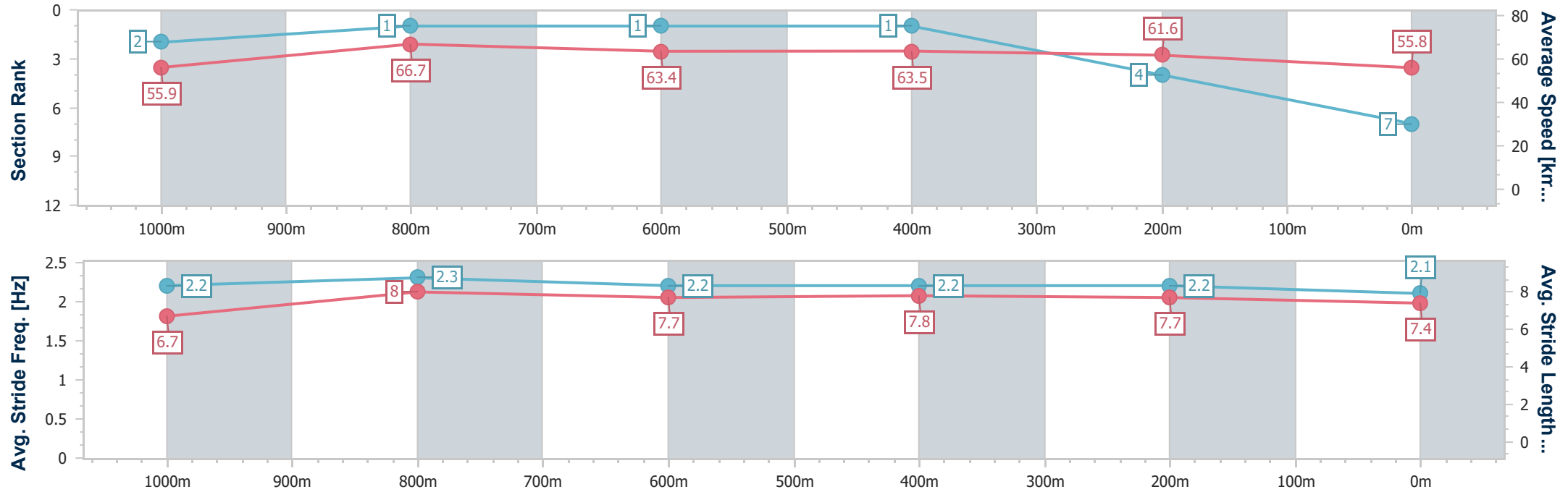
Horse/Jockey Name	Quartershare
Final Rank	7
Fastest Section Time (Section)	0:10.75 (1000m)
Top Speed [km/h] (Section)	67.9 (1000m)
Race State	Finished



RockhamptonProfessional
Race 6: Kennas Chartered Accountants BM55 Handicap - 1200m
13 May 2025 - 16:17
Track Rating: Soft 5, Weather: Fine, Rail Position: +2.5m Entire



Section	Overall	1000m	800m	600m	400m	200m							
Section Times	1:10.97 [7] (0:12.87)	0:58.10 [2] (0:10.75)	0:47.35 [1] (0:11.41)	0:35.94 [1] (0:11.34)	0:24.60 [1] (0:11.70)	0:12.90 [4] (0:12.90)							
Average Speed [km/h]	55.9	66.7	63.4	63.5	61.6	55.8							
Top Speed [km/h]	67.7	67.9	64.6	64.0	63.6	59.5							
Avg. Dist. to Rail [m]	1.9	0.5	0.5	0.5	0.5	0.5							
Avg. Stride Freq. [Hz]	2.2	2.3	2.2	2.2	2.2	2.1							
Avg. Stride Length [m]	6.7	8.0	7.7	7.8	7.7	7.4							



[] Ranking at each section and finish
-.-.- No data available at this section
NA No data available



Horse/Jockey Name	Santorini Summer
Final Rank	8
Fastest Section Time (Section)	0:10.95 (1000m)
Top Speed [km/h] (Section)	67.7 (1000m)
Race State	Finished

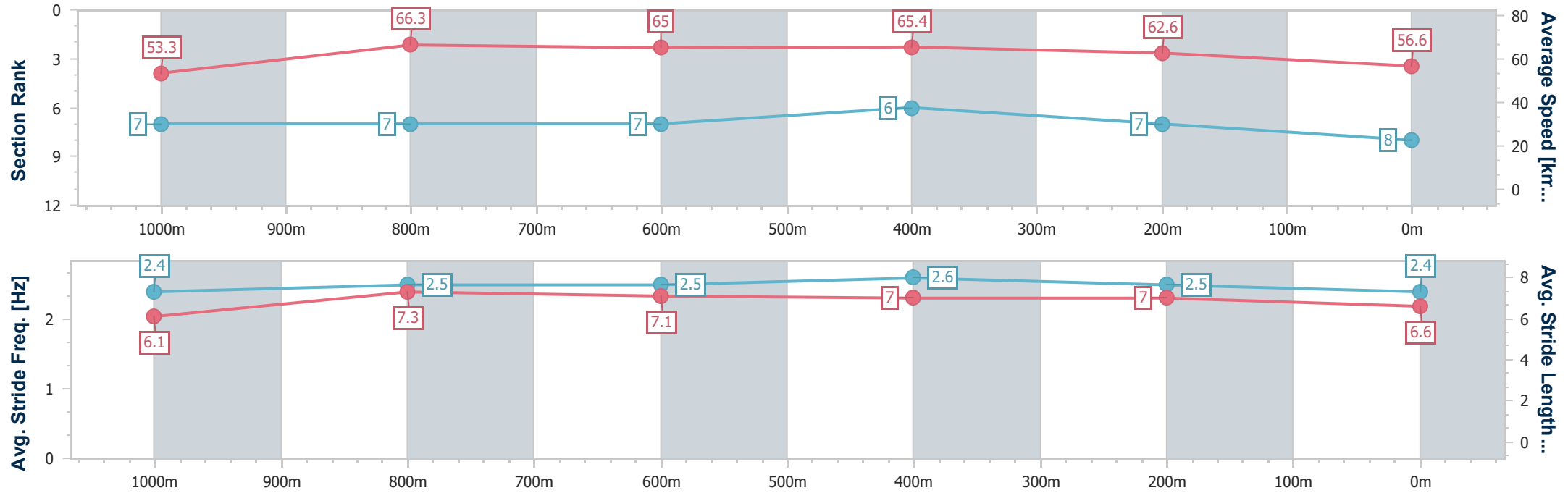


RockhamptonProfessional
Race 6: Kennas Chartered Accountants BM55 Handicap - 1200m
13 May 2025 - 16:17



Track Rating: Soft 5, Weather: Fine, Rail Position: +2.5m Entire

Section	Overall	1000m	800m	600m	400m	200m							
Section Times	1:10.99 [8] (0:13.51)	0:57.48 [7] (0:10.95)	0:46.53 [7] (0:11.25)	0:35.28 [7] (0:11.05)	0:24.23 [6] (0:11.49)	0:12.74 [7] (0:12.74)							
Average Speed [km/h]	53.3	66.3	65.0	65.4	62.6	56.6							
Top Speed [km/h]	65.9	67.7	66.7	66.8	65.4	59.7							
Avg. Dist. to Rail [m]	1.5	1.3	2.0	4.3	5.9	6.3							
Avg. Stride Freq. [Hz]	2.4	2.5	2.5	2.6	2.5	2.4							
Avg. Stride Length [m]	6.1	7.3	7.1	7.0	7.0	6.6							





Horse/Jockey Name	Merlmann
Final Rank	9
Fastest Section Time (Section)	0:11.04 (1000m)
Top Speed [km/h] (Section)	67.2 (1000m)
Race State	Finished



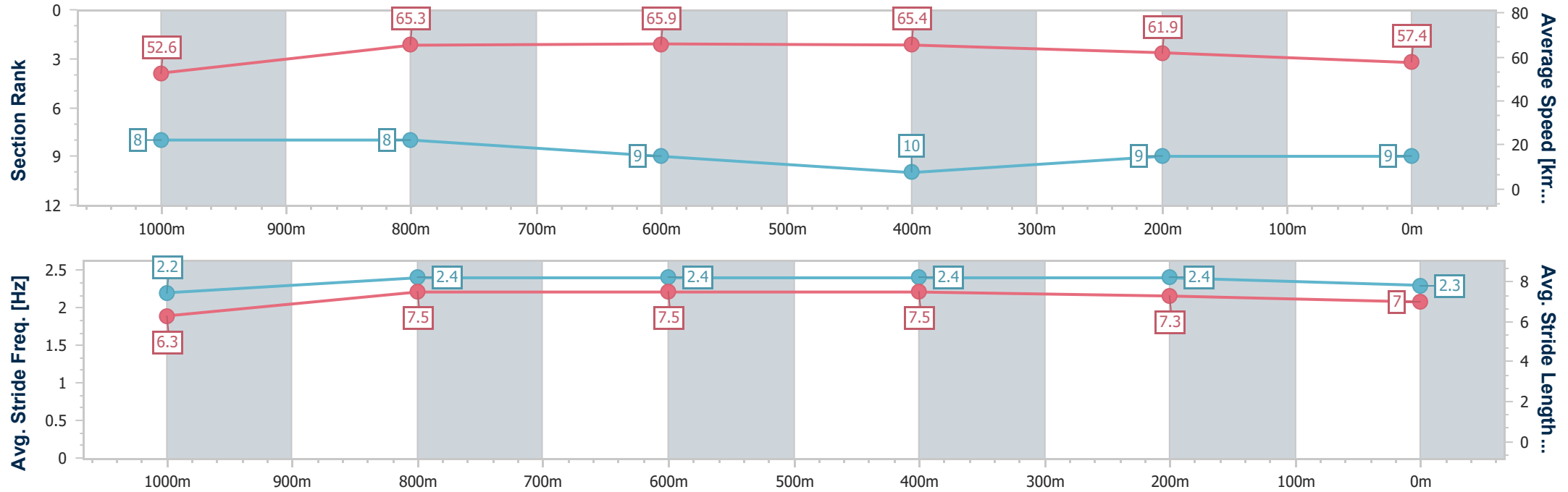
RockhamptonProfessional
Race 6: Kennas Chartered Accountants BM55 Handicap - 1200m

13 May 2025 - 16:17

Track Rating: Soft 5, Weather: Fine, Rail Position: +2.5m Entire



Section	Overall	1000m	800m	600m	400m	200m							
Section Times	1:11.20 [9] (0:13.75)	0:57.45 [8] (0:11.04)	0:46.41 [8] (0:11.17)	0:35.24 [9] (0:11.04)	0:24.20 [10] (0:11.63)	0:12.57 [9] (0:12.57)							
Average Speed [km/h]	52.6	65.3	65.9	65.4	61.9	57.4							
Top Speed [km/h]	64.0	67.2	67.2	66.6	65.0	59.3							
Avg. Dist. to Rail [m]	7.2	0.6	2.7	5.7	8.6	9.5							
Avg. Stride Freq. [Hz]	2.2	2.4	2.4	2.4	2.4	2.3							
Avg. Stride Length [m]	6.3	7.5	7.5	7.5	7.3	7.0							





Horse/Jockey Name	King Ale
Final Rank	10
Fastest Section Time (Section)	0:10.88 (1000m)
Top Speed [km/h] (Section)	68.1 (1000m)
Race State	Finished



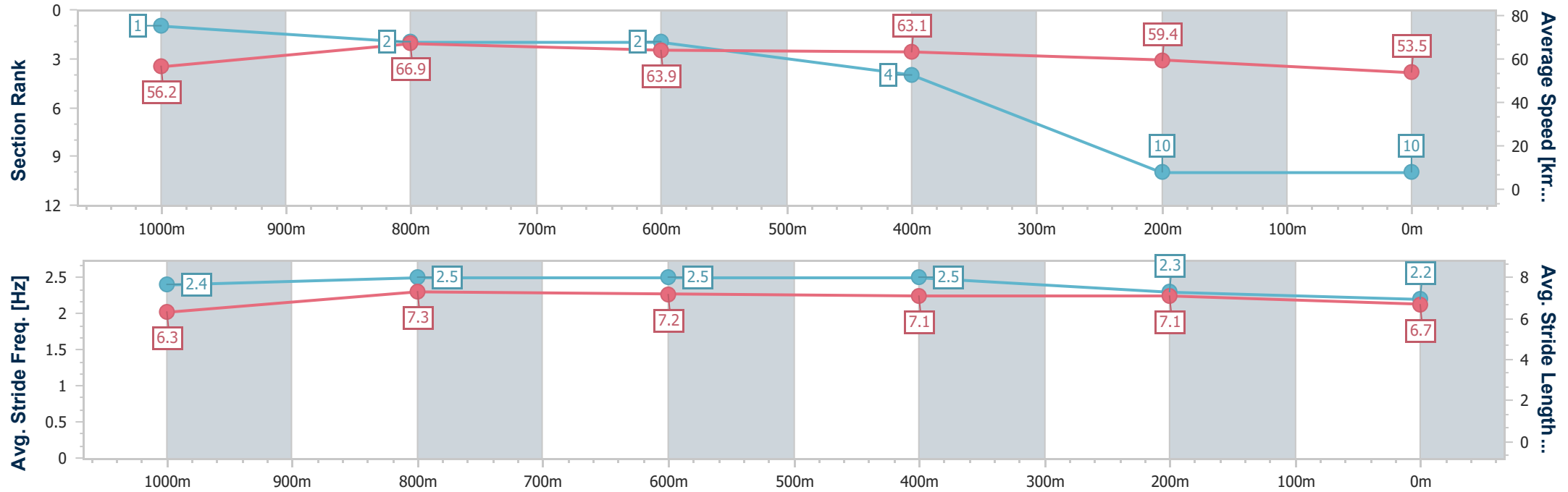
RockhamptonProfessional
Race 6: Kennas Chartered Accountants BM55 Handicap - 1200m

13 May 2025 - 16:17

Track Rating: Soft 5, Weather: Fine, Rail Position: +2.5m Entire



Section	Overall	1000m	800m	600m	400m	200m							
Section Times	1:12.21 [10] (0:12.85)	0:59.36 [1] (0:10.88)	0:48.48 [2] (0:11.48)	0:37.00 [2] (0:11.42)	0:25.58 [4] (0:12.12)	0:13.46 [10] (0:13.46)							
Average Speed [km/h]	56.2	66.9	63.9	63.1	59.4	53.5							
Top Speed [km/h]	67.9	68.1	65.3	63.5	62.6	56.6							
Avg. Dist. to Rail [m]	6.3	1.8	2.1	2.9	3.8	5.3							
Avg. Stride Freq. [Hz]	2.4	2.5	2.5	2.5	2.3	2.2							
Avg. Stride Length [m]	6.3	7.3	7.2	7.1	7.1	6.7							





Rockhampton Professional
Race 7: Wade Hunt IT BM58 Handicap - 1600m
13 May 2025 - 16:52



Track Rating: Soft 5, Weather: Fine, Rail Position: +2.5m Entire

Section						Overall	1400m	1200m	1000m	800m	600m	400m	Last 600m		
Field Times						1:36.09 (0:13.26)	1:22.83 (0:11.13)	1:11.70 (0:11.38)	1:00.32 (0:11.83)	0:48.49 (0:12.18)	0:36.31 (0:11.83)	0:24.48 (0:11.95)	0:36.31		
Rank	TAB	Horse/Jockey	Barrier	Top Speed [km/h]	Fastest Section									Distance Travelled [m]	
1	6	WHATJEUDIN'	1	65.6	0:11.16	1:36.09 [1]	1:22.56 [6]	1:11.40 [5]	0:59.80 [5]	0:47.95 [7]	0:35.77 [8]	0:24.06 [9]	0:35.77		
		Kelsey Lenton		1400m	1400m	(0:13.53)	(0:11.16)	(0:11.60)	(0:11.85)	(0:12.18)	(0:11.71)	(0:11.74)			
2	11	MILAGRO	4	65.1	0:11.19	1:36.12 [2]	1:22.27 [9]	1:11.08 [9]	0:59.55 [9]	0:47.72 [9]	0:35.65 [9]	0:24.15 [8]	0:35.65 +2		
		Jackson Murphy		1400m	1400m	(0:13.85)	(0:11.19)	(0:11.53)	(0:11.83)	(0:12.07)	(0:11.50)	(0:11.71)			
3	8	TOUCHOFCLASS	3	65.3	0:11.23	1:36.29 [3]	1:22.84 [5]	1:11.61 [4]	1:00.20 [4]	0:48.49 [3]	0:36.30 [4]	0:24.58 [3]	0:36.30 +3		
		Justin Stanley		1400m	1400m	(0:13.45)	(0:11.23)	(0:11.41)	(0:11.71)	(0:12.19)	(0:11.72)	(0:11.93)			
4	7	UNCLE BUD	6	64.0	0:11.37	1:36.40 [4]	1:22.73 [7]	1:11.36 [8]	0:59.84 [8]	0:48.15 [8]	0:36.11 [7]	0:24.53 [5]	0:36.11 +5		
		Raul Silvera Olivera		Overall	1400m	(0:13.67)	(0:11.37)	(0:11.52)	(0:11.69)	(0:12.04)	(0:11.58)	(0:11.82)			
5	3	CRAIGLEA LA VIE	2	65.4	0:11.15	1:36.62 [5]	1:23.35 [2]	1:12.20 [2]	1:00.55 [3]	0:48.69 [5]	0:36.50 [5]	0:24.68 [6]	0:36.50 +0		
		Gabrielle Semmens		1400m	1400m	(0:13.27)	(0:11.15)	(0:11.65)	(0:11.86)	(0:12.19)	(0:11.82)	(0:11.94)			
6	10	SADDLES	7	63.8	0:11.42	1:36.78 [6]	1:23.43 [3]	1:12.01 [6]	1:00.47 [6]	0:48.87 [4]	0:36.81 [3]	0:25.17 [1]	0:36.81 +7		
		Chris McIver		Overall	1400m	(0:13.35)	(0:11.42)	(0:11.54)	(0:11.60)	(0:12.06)	(0:11.64)	(0:11.95)			
7	5	BO BO BEWARE	9	64.7	0:11.18	1:36.89 [7]	1:23.45 [4]	1:12.27 [3]	1:00.85 [2]	0:49.16 [2]	0:36.94 [2]	0:25.11 [4]	0:36.94 +5		
		Brooke Johnson		1400m	1400m	(0:13.44)	(0:11.18)	(0:11.42)	(0:11.69)	(0:12.22)	(0:11.83)	(0:12.15)			
8	9	ENTERPRISE PHOENIX	5	65.0	0:11.31	1:37.04 [8]	1:23.36 [8]	1:12.05 [7]	1:00.65 [7]	0:48.96 [6]	0:36.87 [6]	0:25.08 [7]	0:36.87 +4		
		Georgina Cartwright		1200m	1400m	(0:13.68)	(0:11.31)	(0:11.40)	(0:11.69)	(0:12.09)	(0:11.79)	(0:12.13)			
9	4	MONEY MAN	8	65.2	0:11.13	1:37.34 [9]	1:24.08 [1]	1:12.95 [1]	1:01.57 [1]	0:49.74 [1]	0:37.56 [1]	0:25.71 [2]	0:37.56 +0		
		Warwick Satherley		1400m	1400m	(0:13.26)	(0:11.13)	(0:11.38)	(0:11.83)	(0:12.18)	(0:11.85)	(0:12.30)			

Scratched: Pauli (#12), I Say Boom (#2), Jupitus (#1)



Rockhampton Professional
Race 7: Wade Hunt IT BM58 Handicap - 1600m
13 May 2025 - 16:52



Track Rating: Soft 5, Weather: Fine, Rail Position: +2.5m Entire

Section Field Times				200m 0:12.53 (0:12.53)		Last 600m 0:36.31			
Rank	TAB	Horse/Jockey	Barrier	Top Speed [km/h]	Fastest Section	Margin			Distance Travelled [m]
1	6	WHATJEUDON'	1	65.6	0:11.16	0:12.32 [5]	1:36.09		0:35.77
		Kelsey Lenton		1400m	1400m	(0:12.32)			
2	11	MILAGRO	4	65.1	0:11.19	0:12.44 [3]	0.2L		0:35.65 +2
		Jackson Murphy		1400m	1400m	(0:12.44)			
3	8	TOUCHOFCLASS	3	65.3	0:11.23	0:12.65 [2]	1.17L		0:36.30 +3
		Justin Stanley		1400m	1400m	(0:12.65)			
4	7	UNCLE BUD	6	64.0	0:11.37	0:12.71 [4]	1.86L		0:36.11 +5
		Raul Silvera Olivera		Overall	1400m	(0:12.71)			
5	3	CRAIGLEA LA VIE	2	65.4	0:11.15	0:12.74 [6]	3.12L		0:36.50 +0
		Gabrielle Semmens		1400m	1400m	(0:12.74)			
6	10	SADDLES	7	63.8	0:11.42	0:13.22 [1]	4.04L		0:36.81 +7
		Chris McIver		Overall	1400m	(0:13.22)			
7	5	BO BO BEWARE	9	64.7	0:11.18	0:12.96 [7]	4.74L		0:36.94 +5
		Brooke Johnson		1400m	1400m	(0:12.96)			
8	9	ENTERPRISE PHOENIX	5	65.0	0:11.31	0:12.95 [9]	5.58L		0:36.87 +4
		Georgina Cartwright		1200m	1400m	(0:12.95)			
9	4	MONEY MAN	8	65.2	0:11.13	0:13.41 [8]	7.38L		0:37.56 +0
		Warwick Satherley		1400m	1400m	(0:13.41)			

Scratched: Pauli (#12), I Say Boom (#2), Jupitus (#1)



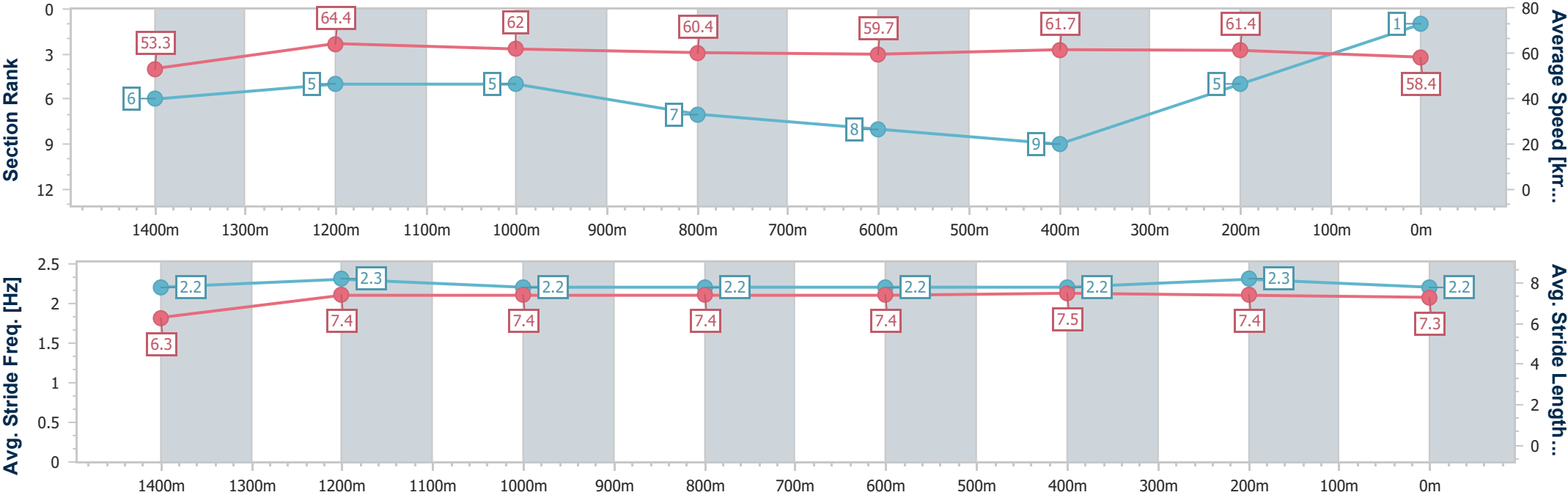
Horse/Jockey Name	Whatjeudoin'
Final Rank	1
Fastest Section Time (Section)	0:11.16 (1400m)
Top Speed [km/h] (Section)	65.6 (1400m)
Race State	Finished



RockhamptonProfessional
Race 7: Wade Hunt IT BM58 Handicap - 1600m
13 May 2025 - 16:52
Track Rating: Soft 5, Weather: Fine, Rail Position: +2.5m Entire



Section	Overall	1400m	1200m	1000m	800m	600m	400m	200m					
Section Times	1:36.09 [1] (0:13.53)	1:22.56 [6] (0:11.16)	1:11.40 [5] (0:11.60)	0:59.80 [5] (0:11.85)	0:47.95 [7] (0:12.18)	0:35.77 [8] (0:11.71)	0:24.06 [9] (0:11.74)	0:12.32 [5]					
Average Speed [km/h]	53.3	64.4	62.0	60.4	59.7	61.7	61.4	58.4					
Top Speed [km/h]	63.8	65.6	64.1	61.9	61.4	62.2	62.6	60.6					
Avg. Dist. to Rail [m]	2.0	1.0	1.4	1.2	1.4	3.6	4.6	5.8					
Avg. Stride Freq. [Hz]	2.2	2.3	2.2	2.2	2.2	2.2	2.3	2.2					
Avg. Stride Length [m]	6.3	7.4	7.4	7.4	7.4	7.5	7.4	7.3					





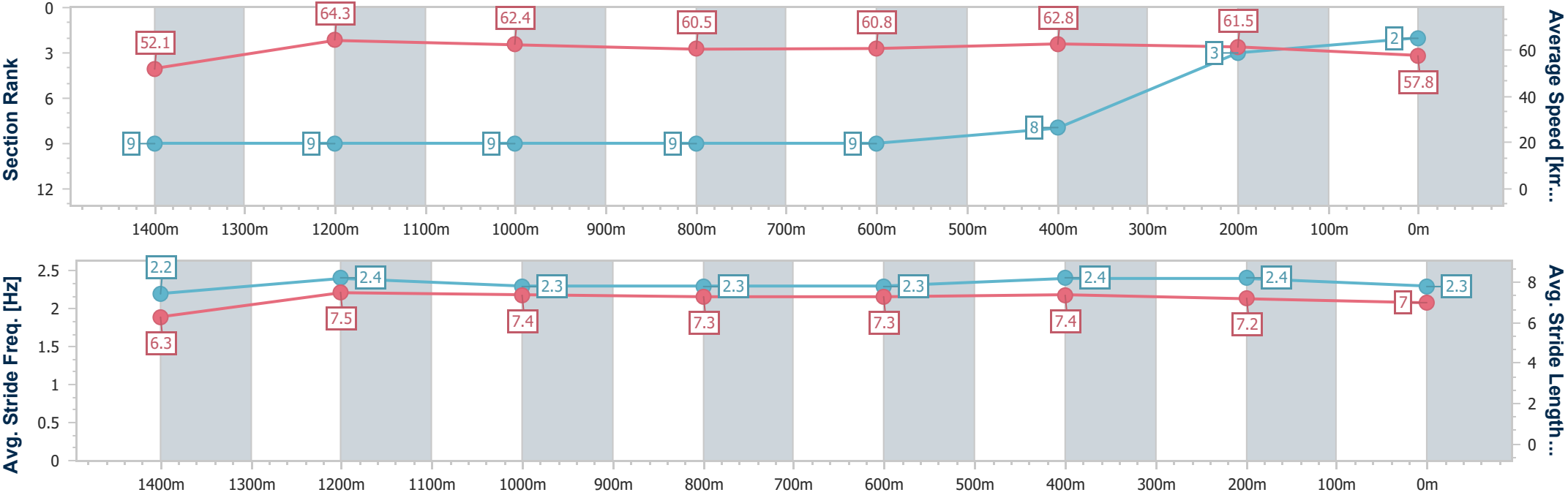
Horse/Jockey Name	Milagro
Final Rank	2
Fastest Section Time (Section)	0:11.19 (1400m)
Top Speed [km/h] (Section)	65.1 (1400m)
Race State	Finished



RockhamptonProfessional
Race 7: Wade Hunt IT BM58 Handicap - 1600m
13 May 2025 - 16:52
Track Rating: Soft 5, Weather: Fine, Rail Position: +2.5m Entire



Section	Overall	1400m	1200m	1000m	800m	600m	400m	200m					
Section Times	1:36.12 [2] (0:13.85)	1:22.27 [9] (0:11.19)	1:11.08 [9] (0:11.53)	0:59.55 [9] (0:11.83)	0:47.72 [9] (0:12.07)	0:35.65 [9] (0:11.50)	0:24.15 [8] (0:11.71)	0:12.44 [3] (0:12.44)					
Average Speed [km/h]	52.1	64.3	62.4	60.5	60.8	62.8	61.5	57.8					
Top Speed [km/h]	63.3	65.1	64.2	61.6	62.7	63.3	63.1	60.6					
Avg. Dist. to Rail [m]	4.1	1.2	1.4	1.1	2.4	5.1	7.4	9.0					
Avg. Stride Freq. [Hz]	2.2	2.4	2.3	2.3	2.3	2.4	2.4	2.3					
Avg. Stride Length [m]	6.3	7.5	7.4	7.3	7.3	7.4	7.2	7.0					





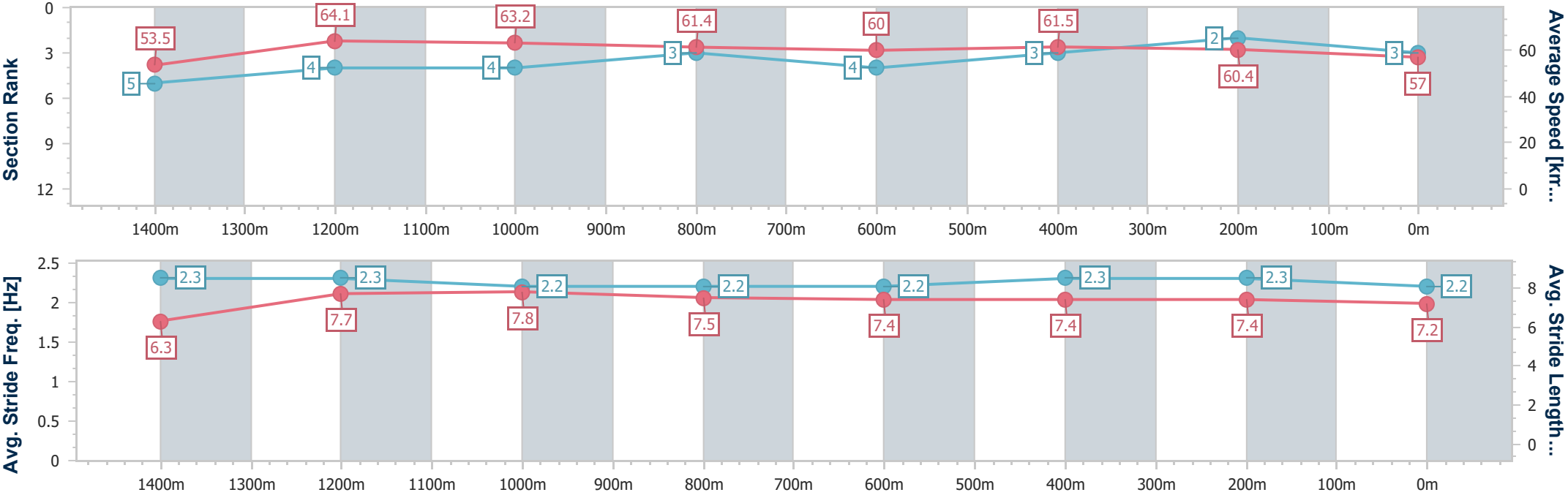
Horse/Jockey Name	Touchhofclass
Final Rank	3
Fastest Section Time (Section)	0:11.23 (1400m)
Top Speed [km/h] (Section)	65.3 (1400m)
Race State	Finished



RockhamptonProfessional
Race 7: Wade Hunt IT BM58 Handicap - 1600m
13 May 2025 - 16:52
Track Rating: Soft 5, Weather: Fine, Rail Position: +2.5m Entire



Section	Overall	1400m	1200m	1000m	800m	600m	400m	200m					
Section Times	1:36.29 [3] (0:13.45)	1:22.84 [5] (0:11.23)	1:11.61 [4] (0:11.41)	1:00.20 [4] (0:11.71)	0:48.49 [3] (0:12.19)	0:36.30 [4] (0:11.72)	0:24.58 [3] (0:11.93)	0:12.65 [2] (0:12.65)					
Average Speed [km/h]	53.5	64.1	63.2	61.4	60.0	61.5	60.4	57.0					
Top Speed [km/h]	64.0	65.3	64.1	62.9	61.1	62.0	61.8	59.3					
Avg. Dist. to Rail [m]	3.3	0.2	0.5	0.5	2.1	2.7	3.4	4.5					
Avg. Stride Freq. [Hz]	2.3	2.3	2.2	2.2	2.2	2.3	2.3	2.2					
Avg. Stride Length [m]	6.3	7.7	7.8	7.5	7.4	7.4	7.4	7.2					





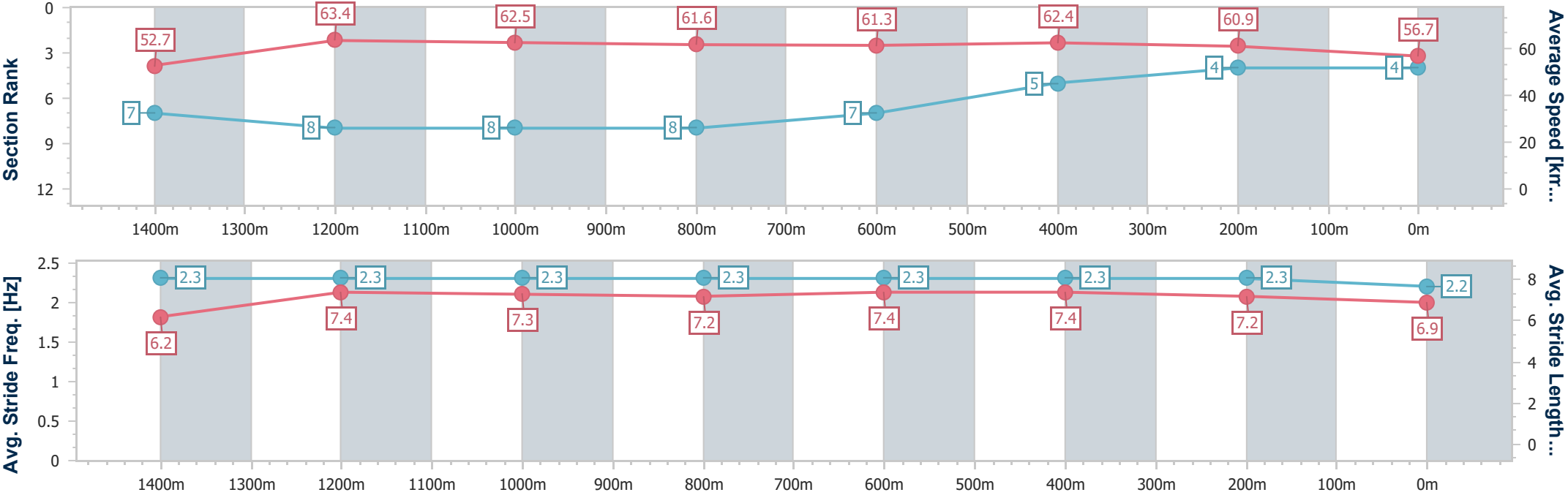
Horse/Jockey Name	Uncle Bud
Final Rank	4
Fastest Section Time (Section)	0:11.37 (1400m)
Top Speed [km/h] (Section)	64.0 (Overall)
Race State	Finished



RockhamptonProfessional
Race 7: Wade Hunt IT BM58 Handicap - 1600m
13 May 2025 - 16:52
Track Rating: Soft 5, Weather: Fine, Rail Position: +2.5m Entire



Section	Overall	1400m	1200m	1000m	800m	600m	400m	200m					
Section Times	1:36.40 [4] (0:13.67)	1:22.73 [7] (0:11.37)	1:11.36 [8] (0:11.52)	0:59.84 [8] (0:11.69)	0:48.15 [8] (0:12.04)	0:36.11 [7] (0:11.58)	0:24.53 [5] (0:11.82)	0:12.71 [4] (0:12.71)					
Average Speed [km/h]	52.7	63.4	62.5	61.6	61.3	62.4	60.9	56.7					
Top Speed [km/h]	64.0	63.8	63.8	61.9	62.4	63.1	62.7	59.5					
Avg. Dist. to Rail [m]	6.7	1.2	0.6	0.4	3.2	6.7	9.1	10.7					
Avg. Stride Freq. [Hz]	2.3	2.3	2.3	2.3	2.3	2.3	2.3	2.2					
Avg. Stride Length [m]	6.2	7.4	7.3	7.2	7.4	7.4	7.2	6.9					





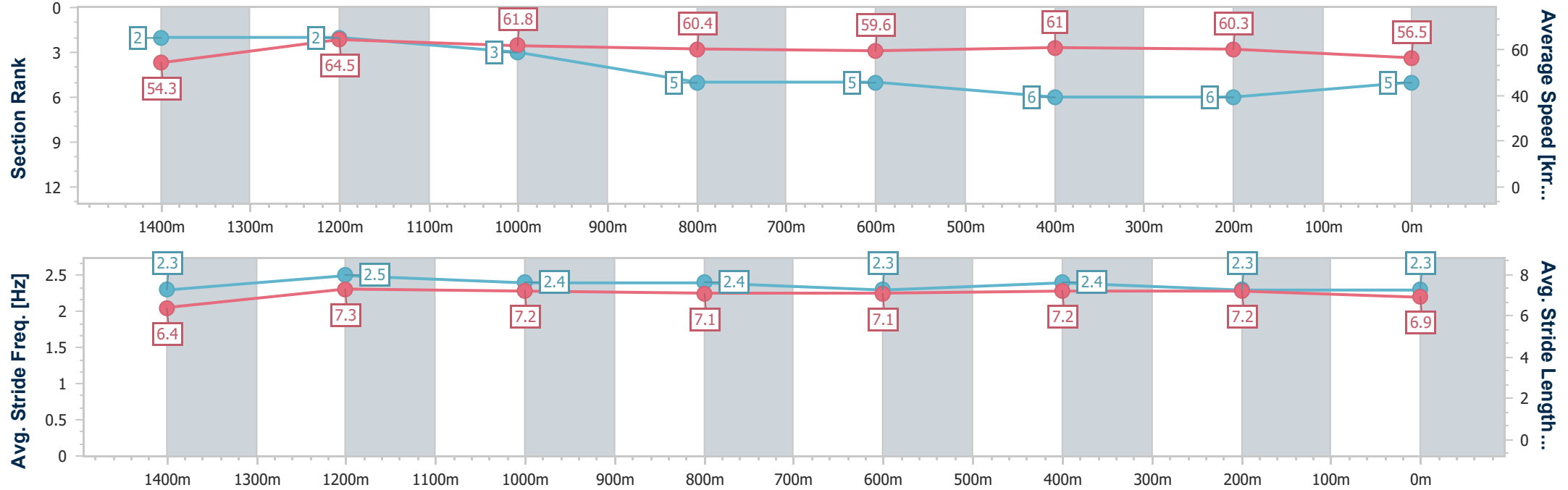
Horse/Jockey Name	Craiglea La Vie
Final Rank	5
Fastest Section Time (Section)	0:11.15 (1400m)
Top Speed [km/h] (Section)	65.4 (1400m)
Race State	Finished



RockhamptonProfessional
Race 7: Wade Hunt IT BM58 Handicap - 1600m
13 May 2025 - 16:52
Track Rating: Soft 5, Weather: Fine, Rail Position: +2.5m Entire



Section	Overall	1400m	1200m	1000m	800m	600m	400m	200m					
Section Times	1:36.62 [5] (0:13.27)	1:23.35 [2] (0:11.15)	1:12.20 [2] (0:11.65)	1:00.55 [3] (0:11.86)	0:48.69 [5] (0:12.19)	0:36.50 [5] (0:11.82)	0:24.68 [6] (0:11.94)	0:12.74 [6] (0:12.74)					
Average Speed [km/h]	54.3	64.5	61.8	60.4	59.6	61.0	60.3	56.5					
Top Speed [km/h]	64.4	65.4	62.6	62.0	61.0	61.6	61.4	58.4					
Avg. Dist. to Rail [m]	3.1	0.4	1.1	1.0	1.4	2.8	3.5	3.6					
Avg. Stride Freq. [Hz]	2.3	2.5	2.4	2.4	2.3	2.4	2.3	2.3					
Avg. Stride Length [m]	6.4	7.3	7.2	7.1	7.1	7.2	7.2	6.9					





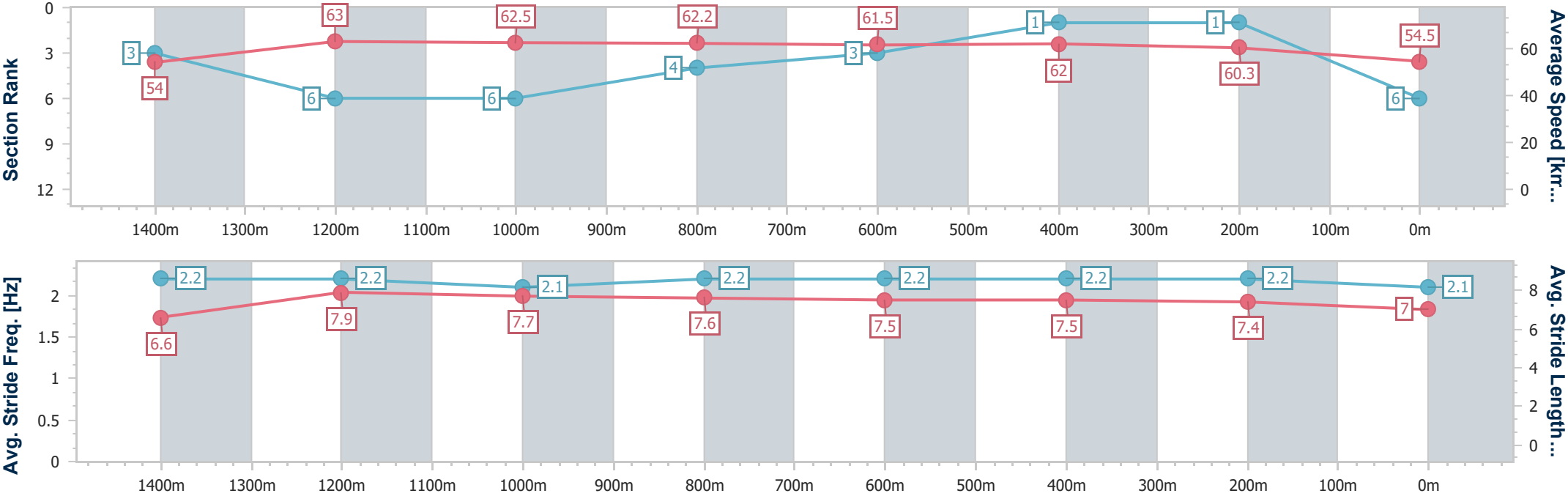
Horse/Jockey Name	Saddles
Final Rank	6
Fastest Section Time (Section)	0:11.42 (1400m)
Top Speed [km/h] (Section)	63.8 (Overall)
Race State	Finished



RockhamptonProfessional
Race 7: Wade Hunt IT BM58 Handicap - 1600m
13 May 2025 - 16:52
Track Rating: Soft 5, Weather: Fine, Rail Position: +2.5m Entire



Section	Overall	1400m	1200m	1000m	800m	600m	400m	200m					
Section Times	1:36.78 [6] (0:13.35)	1:23.43 [3] (0:11.42)	1:12.01 [6] (0:11.54)	1:00.47 [6] (0:11.60)	0:48.87 [4] (0:12.06)	0:36.81 [3] (0:11.64)	0:25.17 [1] (0:11.95)	0:13.22 [1] (0:13.22)					
Average Speed [km/h]	54.0	63.0	62.5	62.2	61.5	62.0	60.3	54.5					
Top Speed [km/h]	63.8	63.7	62.9	63.0	62.1	62.6	62.2	57.9					
Avg. Dist. to Rail [m]	6.8	1.2	0.6	0.7	3.6	6.0	6.7	7.4					
Avg. Stride Freq. [Hz]	2.2	2.2	2.1	2.2	2.2	2.2	2.2	2.1					
Avg. Stride Length [m]	6.6	7.9	7.7	7.6	7.5	7.5	7.4	7.0					





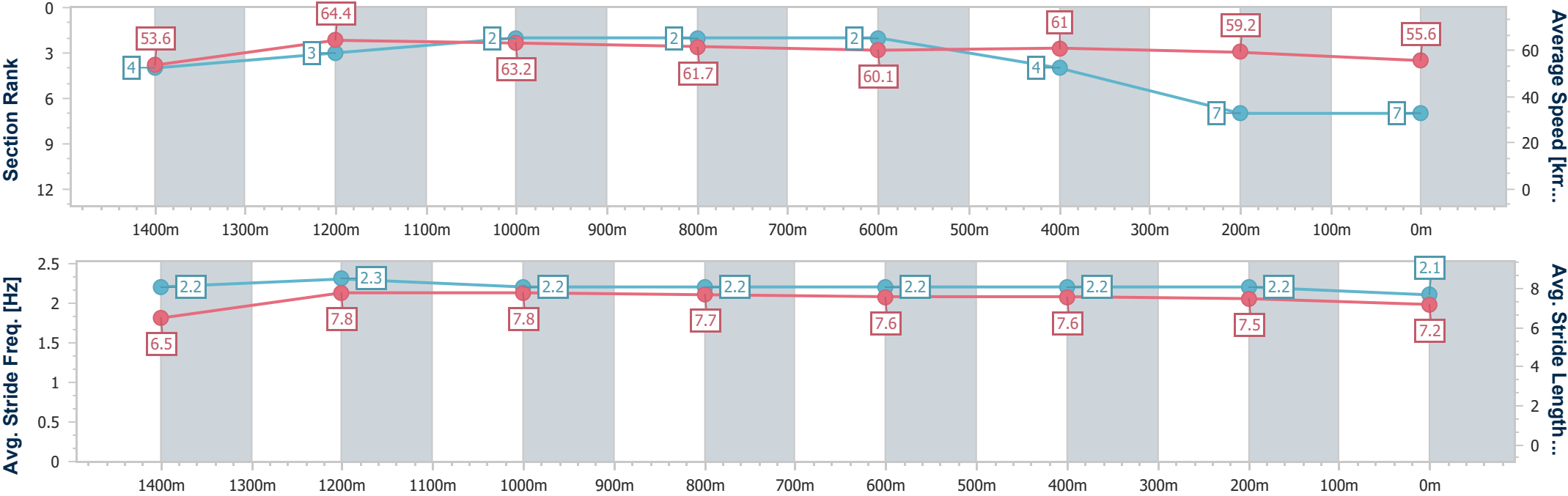
Horse/Jockey Name	Bo Bo Beware
Final Rank	7
Fastest Section Time (Section)	0:11.18 (1400m)
Top Speed [km/h] (Section)	64.7 (1400m)
Race State	Finished



RockhamptonProfessional
Race 7: Wade Hunt IT BM58 Handicap - 1600m
13 May 2025 - 16:52
Track Rating: Soft 5, Weather: Fine, Rail Position: +2.5m Entire



Section	Overall	1400m	1200m	1000m	800m	600m	400m	200m					
Section Times	1:36.89 [7] (0:13.44)	1:23.45 [4] (0:11.18)	1:12.27 [3] (0:11.42)	1:00.85 [2] (0:11.69)	0:49.16 [2] (0:12.22)	0:36.94 [2] (0:11.83)	0:25.11 [4] (0:12.15)	0:12.96 [7] (0:12.96)					
Average Speed [km/h]	53.6	64.4	63.2	61.7	60.1	61.0	59.2	55.6					
Top Speed [km/h]	63.6	64.7	64.7	63.0	60.7	61.2	60.8	57.8					
Avg. Dist. to Rail [m]	9.6	3.0	0.9	0.6	2.5	4.2	5.5	6.2					
Avg. Stride Freq. [Hz]	2.2	2.3	2.2	2.2	2.2	2.2	2.2	2.1					
Avg. Stride Length [m]	6.5	7.8	7.8	7.7	7.6	7.6	7.5	7.2					





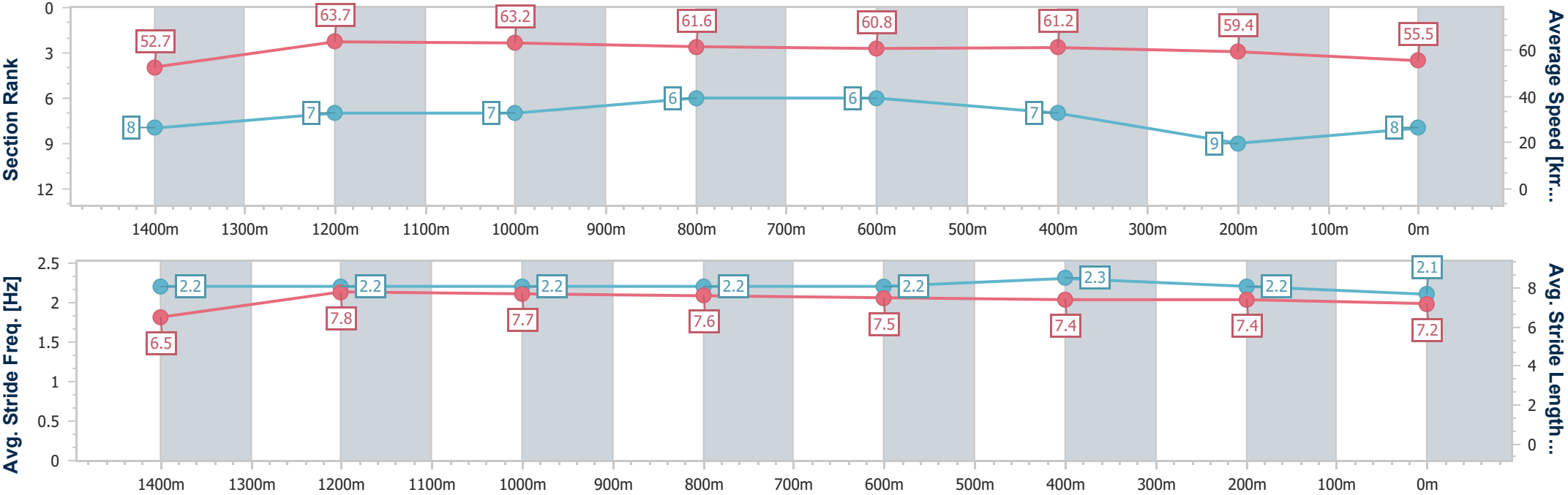
Horse/Jockey Name	Enterprise Phoenix
Final Rank	8
Fastest Section Time (Section)	0:11.31 (1400m)
Top Speed [km/h] (Section)	65.0 (1200m)
Race State	Finished



RockhamptonProfessional
Race 7: Wade Hunt IT BM58 Handicap - 1600m
13 May 2025 - 16:52
Track Rating: Soft 5, Weather: Fine, Rail Position: +2.5m Entire



Section	Overall	1400m	1200m	1000m	800m	600m	400m	200m					
Section Times	1:37.04 [8] (0:13.68)	1:23.36 [8] (0:11.31)	1:12.05 [7] (0:11.40)	1:00.65 [7] (0:11.69)	0:48.96 [6] (0:12.09)	0:36.87 [6] (0:11.79)	0:25.08 [7] (0:12.13)	0:12.95 [9] (0:12.95)					
Average Speed [km/h]	52.7	63.7	63.2	61.6	60.8	61.2	59.4	55.5					
Top Speed [km/h]	63.5	64.7	65.0	62.3	61.8	61.6	61.3	57.7					
Avg. Dist. to Rail [m]	5.1	0.2	0.3	0.4	2.5	3.5	4.5	4.4					
Avg. Stride Freq. [Hz]	2.2	2.2	2.2	2.2	2.2	2.3	2.2	2.1					
Avg. Stride Length [m]	6.5	7.8	7.7	7.6	7.5	7.4	7.4	7.2					





Horse/Jockey Name	Money Man
Final Rank	9
Fastest Section Time (Section)	0:11.13 (1400m)
Top Speed [km/h] (Section)	65.2 (1400m)
Race State	Finished



RockhamptonProfessional
Race 7: Wade Hunt IT BM58 Handicap - 1600m
13 May 2025 - 16:52
Track Rating: Soft 5, Weather: Fine, Rail Position: +2.5m Entire



Section	Overall	1400m	1200m	1000m	800m	600m	400m	200m					
Section Times	1:37.34 [9] (0:13.26)	1:24.08 [1] (0:11.13)	1:12.95 [1] (0:11.38)	1:01.57 [1] (0:11.83)	0:49.74 [1] (0:12.18)	0:37.56 [1] (0:11.85)	0:25.71 [2] (0:12.30)	0:13.41 [8] (0:13.41)					
Average Speed [km/h]	54.3	64.7	63.2	60.4	59.7	60.8	58.6	53.6					
Top Speed [km/h]	64.6	65.2	64.0	62.5	60.3	61.1	60.7	56.7					
Avg. Dist. to Rail [m]	7.4	0.7	0.8	1.5	1.4	2.9	3.0	3.3					
Avg. Stride Freq. [Hz]	2.1	2.2	2.2	2.1	2.1	2.2	2.2	2.1					
Avg. Stride Length [m]	6.7	7.6	7.6	7.5	7.4	7.3	7.1	6.9					

