



# IpswichProfessional

## Race 1: TAB Maiden Plate - 1680m

14 May 2025 - 11:56



Track Rating: Soft 5, Weather: Overcast, Rail Position: +3m Entire

Section						Overall	1400m	1200m	1000m	800m	600m	400m	Last 600m		
Field Times						1:45.08 (0:19.47)	1:25.61 (0:12.50)	1:13.11 (0:13.08)	1:00.03 (0:12.65)	0:47.38 (0:11.99)	0:35.39 (0:11.82)	0:23.57 (0:11.72)	0:35.39		
Rank	TAB	Horse/Jockey	Barrier	Top Speed [km/h]	Fastest Section									Distance Travelled [m]	
1	3	CONVO	4	63.0	0:11.72	1:45.08 [1]	1:25.47 [2]	1:12.91 [2]	0:59.77 [2]	0:47.17 [2]	0:35.39 [1]	0:23.57 [1]	0:35.39		
		Kyle Wilson-Taylor		200m	400m	(0:19.61)	(0:12.56)	(0:13.14)	(0:12.60)	(0:11.78)	(0:11.82)	(0:11.72)			
2	1	GRAPE EXPECTATIONS	1	63.5	0:11.62	1:45.48 [2]	1:25.08 [5]	1:12.61 [5]	0:59.62 [5]	0:47.05 [5]	0:35.43 [4]	0:23.75 [2]	0:35.43	+0	
		Michael Rodd		800m	800m	(0:20.40)	(0:12.47)	(0:12.99)	(0:12.57)	(0:11.62)	(0:11.68)	(0:11.67)			
3	2	SAVEA	2	62.1	0:11.84	1:45.86 [3]	1:26.19 [3]	1:13.56 [3]	1:00.34 [3]	0:47.82 [3]	0:35.90 [3]	0:24.06 [3]	0:35.90	-9	
		Cody Collis		Overall	600m	(0:19.67)	(0:12.63)	(0:13.22)	(0:12.52)	(0:11.92)	(0:11.84)	(0:12.05)			
4	4	LADY MATILDA	3	61.3	0:11.92	1:47.39 [4]	1:27.62 [4]	1:15.04 [4]	1:01.86 [4]	0:49.17 [4]	0:37.25 [5]	0:25.16 [5]	0:37.25	+0	
		Georgina Cartwright		600m	800m	(0:19.77)	(0:12.58)	(0:13.18)	(0:12.69)	(0:11.92)	(0:12.09)	(0:12.36)			
5	5	SACRED SHIKOBA	5	62.9	0:12.01	1:48.66 [5]	1:29.19 [1]	1:16.69 [1]	1:03.61 [1]	0:50.96 [1]	0:38.95 [2]	0:26.81 [4]	0:38.95	-6	
		Wayne O'Connell		Overall	800m	(0:19.47)	(0:12.50)	(0:13.08)	(0:12.65)	(0:12.01)	(0:12.14)	(0:12.78)			

Scratched: Sibeila (#6)



# IpswichProfessional

## Race 1: TAB Maiden Plate - 1680m

14 May 2025 - 11:56



Track Rating: Soft 5, Weather: Overcast, Rail Position: +3m Entire

Section		200m				Last 600m		
Field Times		0:11.85 (0:11.85)				0:35.39		
Rank	TAB	Horse/Jockey	Barrier	Top Speed [km/h]	Fastest Section	Margin		Distance Travelled [m]
1	3	CONVO	4	63.0	0:11.72	0:11.85 [1]	1:45.08	0:35.39
		Kyle Wilson-Taylor		200m	400m	(0:11.85)		
2	1	GRAPE EXPECTATIONS	1	63.5	0:11.62	0:12.08 [2]	2.38L	0:35.43 +0
		Michael Rodd		800m	800m	(0:12.08)		
3	2	SAVEA	2	62.1	0:11.84	0:12.01 [3]	4.62L	0:35.90 -9
		Cody Collis		Overall	600m	(0:12.01)		
4	4	LADY MATILDA	3	61.3	0:11.92	0:12.80 [4]	13.6L	0:37.25 +0
		Georgina Cartwright		600m	800m	(0:12.80)		
5	5	SACRED SHIKOBA	5	62.9	0:12.01	0:14.03 [5]	21.06L	0:38.95 -6
		Wayne O'Connell		Overall	800m	(0:14.03)		

Scratched: Sibeila (#6)



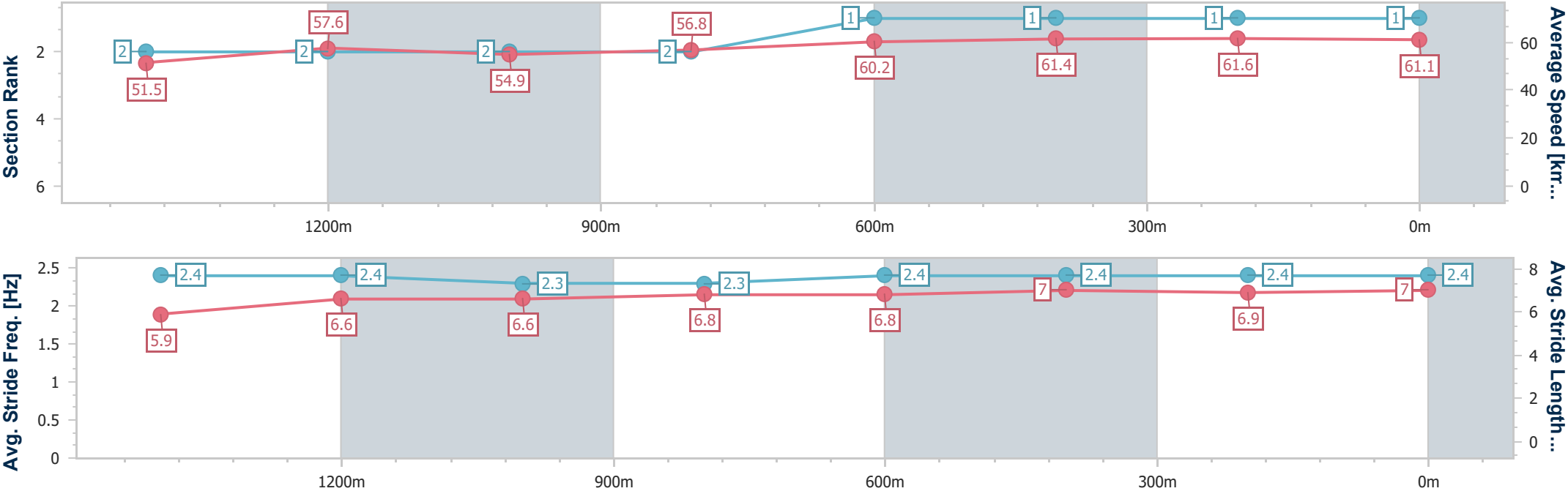
Horse/Jockey Name	Convo
Final Rank	1
Fastest Section Time (Section)	0:11.72 (400m)
Top Speed [km/h] (Section)	63.0 (200m)
Race State	Finished



IpswichProfessional  
Race 1: TAB Maiden Plate - 1680m  
14 May 2025 - 11:56  
Track Rating: Soft 5, Weather: Overcast, Rail Position: +3m Entire



Section	Overall	1400m	1200m	1000m	800m	600m	400m	200m					
Section Times	1:45.08 [1] (0:19.61)	1:25.47 [2] (0:12.56)	1:12.91 [2] (0:13.14)	0:59.77 [2] (0:12.60)	0:47.17 [2] (0:11.78)	0:35.39 [1] (0:11.82)	0:23.57 [1] (0:11.72)	0:11.85 [1] (0:11.85)					
Average Speed [km/h]	51.5	57.6	54.9	56.8	60.2	61.4	61.6	61.1					
Top Speed [km/h]	61.8	58.5	56.0	58.5	61.4	62.3	63.0	63.0					
Avg. Dist. to Rail [m]	3.5	1.4	0.6	1.9	2.8	1.0	1.3	2.7					
Avg. Stride Freq. [Hz]	2.4	2.4	2.3	2.3	2.4	2.4	2.4	2.4					
Avg. Stride Length [m]	5.9	6.6	6.6	6.8	6.8	7.0	6.9	7.0					





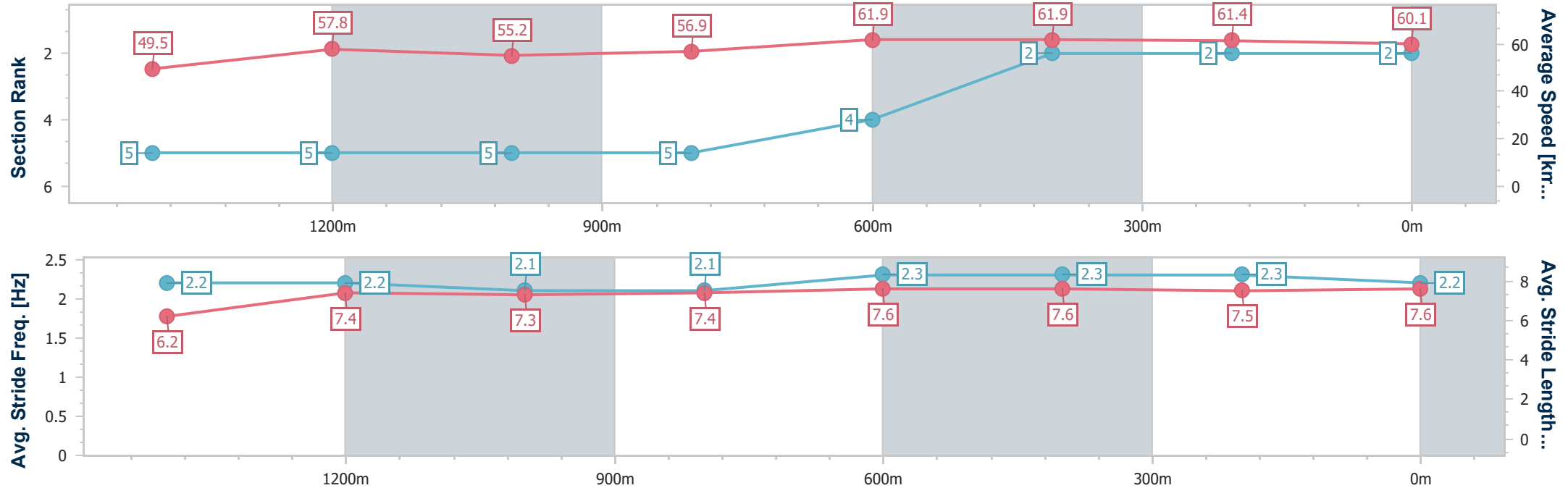
Horse/Jockey Name	Grape Expectations
Final Rank	2
Fastest Section Time (Section)	0:11.62 (800m)
Top Speed [km/h] (Section)	63.5 (800m)
Race State	Finished



IpswichProfessional  
Race 1: TAB Maiden Plate - 1680m  
14 May 2025 - 11:56  
Track Rating: Soft 5, Weather: Overcast, Rail Position: +3m Entire



Section	Overall	1400m	1200m	1000m	800m	600m	400m	200m					
Section Times	1:45.48 [2] (0:20.40)	1:25.08 [5] (0:12.47)	1:12.61 [5] (0:12.99)	0:59.62 [5] (0:12.57)	0:47.05 [5] (0:11.62)	0:35.43 [4] (0:11.68)	0:23.75 [2] (0:11.67)	0:12.08 [2] (0:12.08)					
Average Speed [km/h]	49.5	57.8	55.2	56.9	61.9	61.9	61.4	60.1					
Top Speed [km/h]	62.5	61.5	56.7	59.5	63.5	62.7	62.5	61.4					
Avg. Dist. to Rail [m]	2.3	0.8	1.7	2.3	0.6	0.7	0.6	3.9					
Avg. Stride Freq. [Hz]	2.2	2.2	2.1	2.1	2.3	2.3	2.3	2.2					
Avg. Stride Length [m]	6.2	7.4	7.3	7.4	7.6	7.6	7.5	7.6					





Horse/Jockey Name	Savea
Final Rank	3
Fastest Section Time (Section)	0:11.84 (600m)
Top Speed [km/h] (Section)	62.1 (Overall)
Race State	Finished



IpswichProfessional

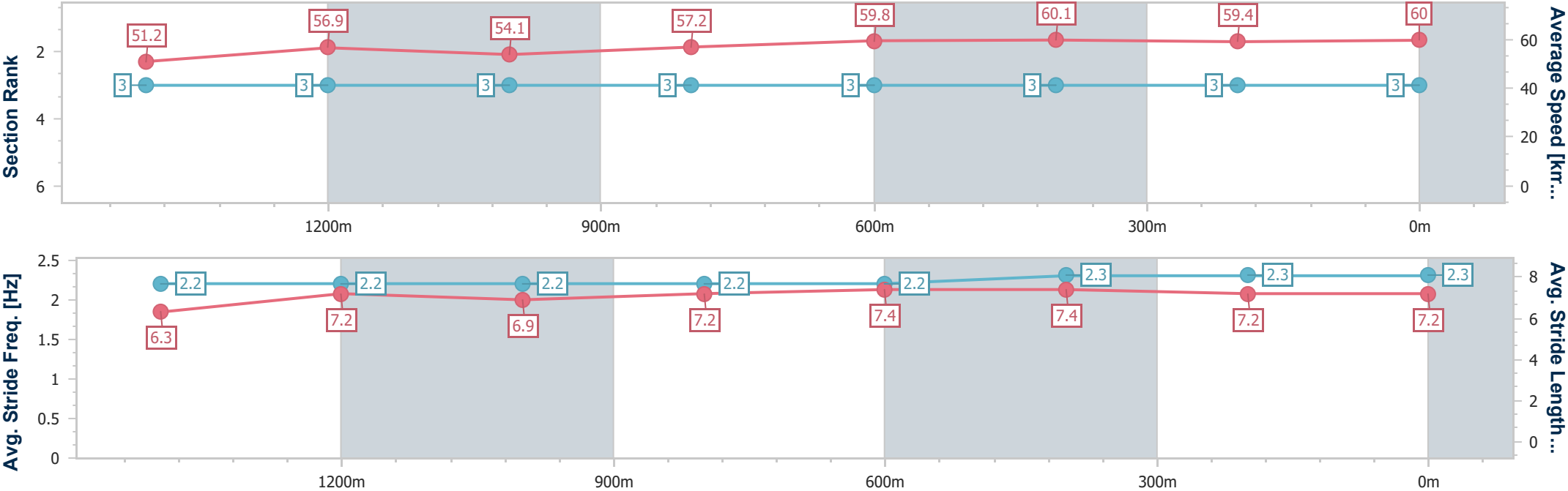
Race 1: TAB Maiden Plate - 1680m

14 May 2025 - 11:56



Track Rating: Soft 5, Weather: Overcast, Rail Position: +3m Entire

Section	Overall	1400m	1200m	1000m	800m	600m	400m	200m					
Section Times	1:45.86 [3] (0:19.67)	1:26.19 [3] (0:12.63)	1:13.56 [3] (0:13.22)	1:00.34 [3] (0:12.52)	0:47.82 [3] (0:11.92)	0:35.90 [3] (0:11.84)	0:24.06 [3] (0:12.05)	0:12.01 [3] (0:12.01)					
Average Speed [km/h]	51.2	56.9	54.1	57.2	59.8	60.1	59.4	60.0					
Top Speed [km/h]	62.1	58.4	55.5	58.6	60.9	61.8	61.2	61.0					
Avg. Dist. to Rail [m]	2.1	0.5	1.5	2.5	2.6	2.3	0.9	2.1					
Avg. Stride Freq. [Hz]	2.2	2.2	2.2	2.2	2.2	2.3	2.3	2.3					
Avg. Stride Length [m]	6.3	7.2	6.9	7.2	7.4	7.4	7.2	7.2					





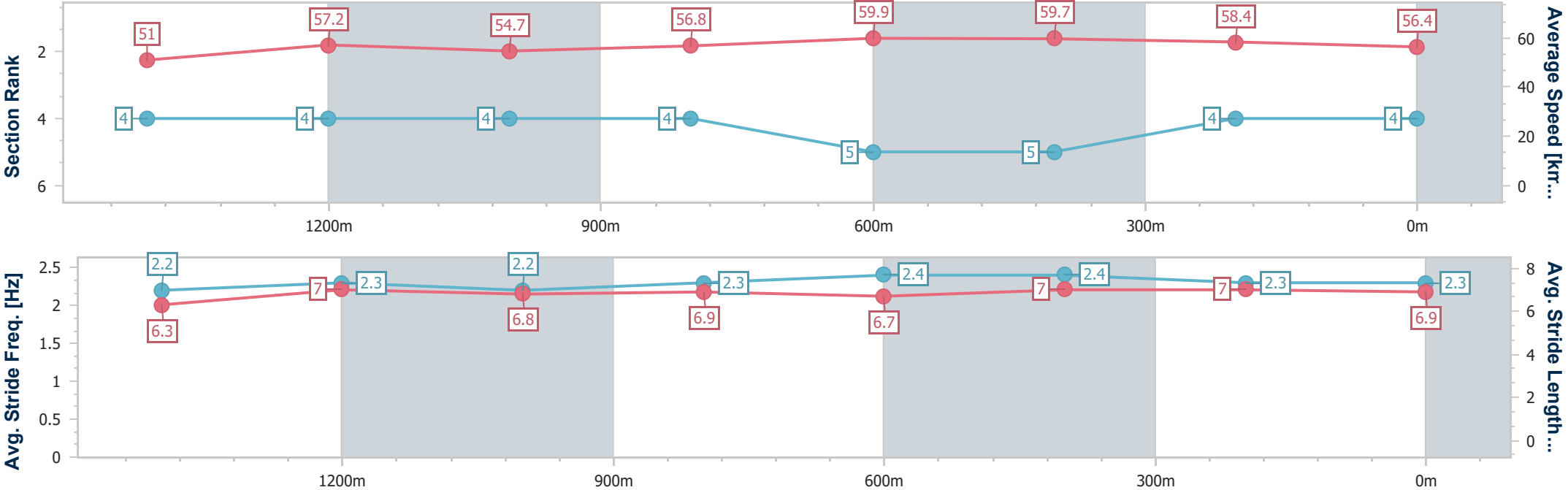
Horse/Jockey Name	Lady Matilda
Final Rank	4
Fastest Section Time (Section)	0:11.92 (800m)
Top Speed [km/h] (Section)	61.3 (600m)
Race State	Finished



IpswichProfessional  
Race 1: TAB Maiden Plate - 1680m  
14 May 2025 - 11:56  
Track Rating: Soft 5, Weather: Overcast, Rail Position: +3m Entire



Section	Overall	1400m	1200m	1000m	800m	600m	400m	200m					
Section Times	1:47.39 [4] (0:19.77)	1:27.62 [4] (0:12.58)	1:15.04 [4] (0:13.18)	1:01.86 [4] (0:12.69)	0:49.17 [4] (0:11.92)	0:37.25 [5] (0:12.09)	0:25.16 [5] (0:12.36)	0:12.80 [4] (0:12.80)					
Average Speed [km/h]	51.0	57.2	54.7	56.8	59.9	59.7	58.4	56.4					
Top Speed [km/h]	60.9	58.8	56.0	58.8	61.2	61.3	59.0	58.4					
Avg. Dist. to Rail [m]	2.4	0.3	0.2	0.6	0.9	0.4	1.4	2.3					
Avg. Stride Freq. [Hz]	2.2	2.3	2.2	2.3	2.4	2.4	2.3	2.3					
Avg. Stride Length [m]	6.3	7.0	6.8	6.9	6.7	7.0	7.0	6.9					





Horse/Jockey Name	Sacred Shikoba
Final Rank	5
Fastest Section Time (Section)	0:12.01 (800m)
Top Speed [km/h] (Section)	62.9 (Overall)
Race State	Finished



IpswichProfessional

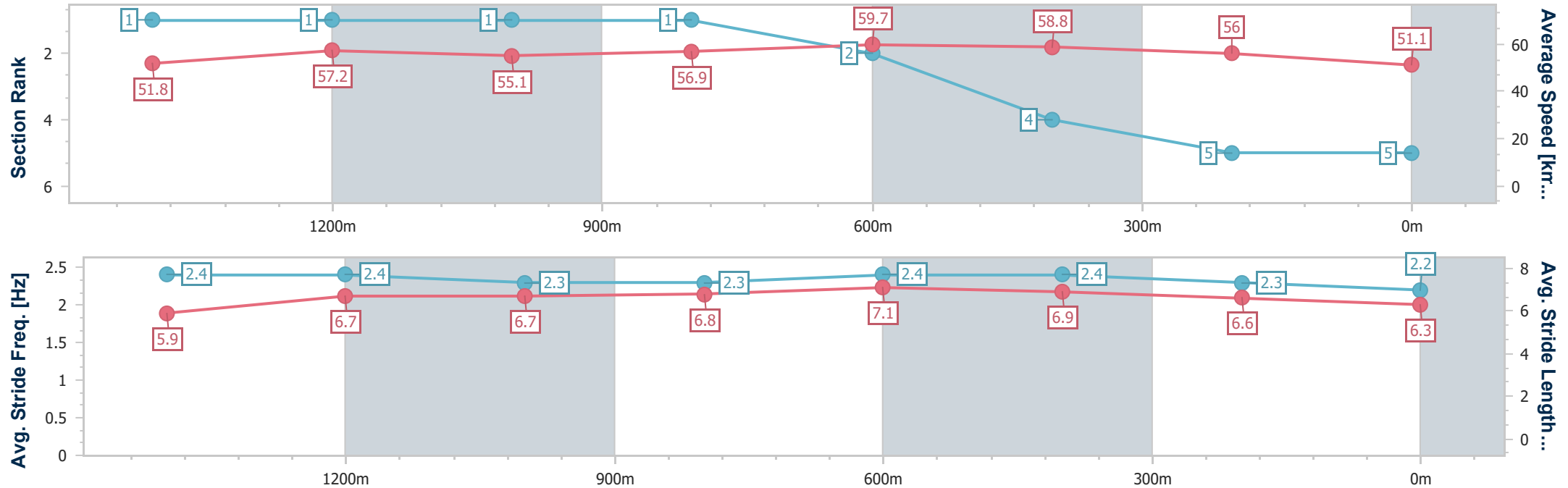
Race 1: TAB Maiden Plate - 1680m

14 May 2025 - 11:56



Track Rating: Soft 5, Weather: Overcast, Rail Position: +3m Entire

Section	Overall	1400m	1200m	1000m	800m	600m	400m	200m					
Section Times	1:48.66 [5] (0:19.47)	1:29.19 [1] (0:12.50)	1:16.69 [1] (0:13.08)	1:03.61 [1] (0:12.65)	0:50.96 [1] (0:12.01)	0:38.95 [2] (0:12.14)	0:26.81 [4] (0:12.78)	0:14.03 [5] (0:14.03)					
Average Speed [km/h]	51.8	57.2	55.1	56.9	59.7	58.8	56.0	51.1					
Top Speed [km/h]	62.9	59.4	56.7	58.5	61.5	62.2	59.0	54.7					
Avg. Dist. to Rail [m]	3.7	1.0	0.4	0.6	1.1	1.5	1.7	0.9					
Avg. Stride Freq. [Hz]	2.4	2.4	2.3	2.3	2.4	2.4	2.3	2.2					
Avg. Stride Length [m]	5.9	6.7	6.7	6.8	7.1	6.9	6.6	6.3					





# IpswichProfessional

## Race 2: GREAT NORTHERN QTIS Three-Year-Old Maiden Plate - 1680m

14 May 2025 - 12:33



Track Rating: Soft 5, Weather: Overcast, Rail Position: +3m Entire

Section						Overall	1400m	1200m	1000m	800m	600m	400m	Last 600m		
Field Times						1:43.54 (0:18.93)	1:24.61 (0:11.52)	1:13.09 (0:11.83)	1:01.26 (0:12.22)	0:49.04 (0:12.25)	0:36.79 (0:12.12)	0:24.67 (0:12.14)	0:36.79		
Rank	TAB	Horse/Jockey	Barrier	Top Speed [km/h]	Fastest Section										Distance Travelled [m]
1	5	THINK LIKE PADDY	8	63.1	0:11.66	1:43.54 [1]	1:23.53 [9]	1:11.87 [8]	1:00.00 [7]	0:47.92 [7]	0:35.89 [7]	0:23.79 [6]	0:35.89		
		Damien Thornton		1400m	1400m	(0:20.01)	(0:11.66)	(0:11.87)	(0:12.08)	(0:12.03)	(0:12.10)	(0:11.80)			
2	7	DUBIAS MISS	11	64.0	0:11.52	1:43.73 [2]	1:24.80 [1]	1:13.28 [1]	1:01.45 [1]	0:49.23 [1]	0:36.98 [1]	0:24.86 [1]	0:36.98	+0	
		Angela Jones		Overall	1400m	(0:18.93)	(0:11.52)	(0:11.83)	(0:12.22)	(0:12.25)	(0:12.12)	(0:12.14)			
3	11	STROMBOLI DELIGHT	3	62.1	0:11.69	1:43.86 [3]	1:24.54 [4]	1:12.85 [3]	1:00.94 [3]	0:48.82 [3]	0:36.73 [3]	0:24.62 [2]	0:36.73	+1	
		Bailey Wheeler		1400m	1400m	(0:19.32)	(0:11.69)	(0:11.91)	(0:12.12)	(0:12.09)	(0:12.11)	(0:12.08)			
4	2	FOREVER FORTUNE	1	62.7	0:11.76	1:44.50 [4]	1:24.97 [5]	1:13.21 [5]	1:01.27 [5]	0:49.12 [5]	0:37.03 [5]	0:25.01 [3]	0:37.03	+2	
		Ryan Maloney		Overall	1400m	(0:19.53)	(0:11.76)	(0:11.94)	(0:12.15)	(0:12.09)	(0:12.02)	(0:12.28)			
5	6	TULONG	9	61.7	0:11.94	1:44.87 [5]	1:24.70 [11]	1:12.63 [11]	1:00.69 [11]	0:48.65 [11]	0:36.67 [11]	0:24.65 [10]	0:36.67	+11	
		Dale Smith		1200m	1200m	(0:20.17)	(0:12.07)	(0:11.94)	(0:12.04)	(0:11.98)	(0:12.02)	(0:12.27)			
6	8	PEAR BELLINI	12	62.9	0:11.82	1:44.93 [6]	1:25.08 [7]	1:13.26 [7]	1:01.23 [8]	0:49.08 [8]	0:36.95 [8]	0:24.96 [8]	0:36.95	+7	
		Kyle Wilson-Taylor		1400m	1400m	(0:19.85)	(0:11.82)	(0:12.03)	(0:12.15)	(0:12.13)	(0:11.99)	(0:12.56)			
7	10	SOME GIRLS	7	61.8	0:11.94	1:44.95 [7]	1:25.02 [8]	1:12.98 [9]	1:01.04 [9]	0:48.95 [9]	0:36.82 [10]	0:24.78 [9]	0:36.82	+8	
		Emily Lang		1200m	1200m	(0:19.93)	(0:12.04)	(0:11.94)	(0:12.09)	(0:12.13)	(0:12.04)	(0:12.42)			
8	3	HENLEY ROOM	6	61.4	0:11.94	1:45.84 [8]	1:25.69 [10]	1:13.52 [12]	1:01.58 [12]	0:49.54 [12]	0:37.45 [12]	0:25.46 [12]	0:37.45	+3	
		Justin Huxtable		1200m	1200m	(0:20.15)	(0:12.17)	(0:11.94)	(0:12.04)	(0:12.09)	(0:11.99)	(0:12.49)			
9	1	CHAYSE 'N' LEISA	4	66.0	0:11.62	1:46.17 [9]	1:27.11 [2]	1:15.49 [2]	1:03.53 [2]	0:51.31 [2]	0:39.18 [2]	0:26.67 [4]	0:39.18	+5	
		Georgina Cartwright		Overall	1400m	(0:19.06)	(0:11.62)	(0:11.96)	(0:12.22)	(0:12.13)	(0:12.51)	(0:13.18)			
10	4	HIDEYOSHI	5	64.9	0:11.90	1:46.18 [10]	1:26.91 [3]	1:14.97 [4]	1:03.07 [4]	0:50.86 [4]	0:38.85 [4]	0:26.55 [5]	0:38.85	-1	
		Cody Collis		Overall	1200m	(0:19.27)	(0:11.94)	(0:11.90)	(0:12.21)	(0:12.01)	(0:12.30)	(0:13.01)			

Scratched: Volcanic Park (#12), Will It Snow (#13), Rotate (#15), Rippington (#16), Elite Power (#17)





# IpswichProfessional

## Race 2: GREAT NORTHERN QTIS Three-Year-Old Maiden Plate - 1680m

14 May 2025 - 12:33



Track Rating: Soft 5, Weather: Overcast, Rail Position: +3m Entire

Section						Overall	1400m	1200m	1000m	800m	600m	400m	Last 600m	
Field Times						1:43.54 (0:18.93)	1:24.61 (0:11.52)	1:13.09 (0:11.83)	1:01.26 (0:12.22)	0:49.04 (0:12.25)	0:36.79 (0:12.12)	0:24.67 (0:12.14)	0:36.79	
Rank	TAB	Horse/Jockey	Barrier	Top Speed [km/h]	Fastest Section									Distance Travelled [m]
11	9	ROTHELLY	2	63.6	0:11.76	1:49.71 [11]	1:30.15 [6]	1:18.39 [6]	1:06.38 [6]	0:54.20 [6]	0:42.12 [6]	0:29.75 [7]	0:42.12	+4
		Jake Bayliss		1400m	1400m	(0:19.56)	(0:11.76)	(0:12.01)	(0:12.18)	(0:12.08)	(0:12.37)	(0:13.35)		
12	14	KOOJAN	10	62.8	0:11.78	1:50.69 [12]	1:30.35 [12]	1:18.57 [10]	1:06.68 [10]	0:54.66 [10]	0:42.57 [9]	0:30.40 [11]	0:42.57	+0
		Andrew Mallyon		1400m	1400m	(0:20.34)	(0:11.78)	(0:11.89)	(0:12.02)	(0:12.09)	(0:12.17)	(0:13.60)		

Scratched: Volcanic Park (#12), Will It Snow (#13), Rotate (#15), Rippington (#16), Elite Power (#17)



# IpswichProfessional

## Race 2: GREAT NORTHERN QTIS Three-Year-Old Maiden Plate - 1680m

14 May 2025 - 12:33



Track Rating: Soft 5, Weather: Overcast, Rail Position: +3m Entire

Section Field Times				200m 0:12.53 (0:12.53)		Last 600m 0:36.79			
Rank	TAB	Horse/Jockey	Barrier	Top Speed [km/h]	Fastest Section	Margin			Distance Travelled [m]
1	5	THINK LIKE PADDY	8	63.1	0:11.66	0:11.99 [3]	1:43.54		0:35.89
		Damien Thornton		1400m	1400m	(0:11.99)			
2	7	DUBIAS MISS	11	64.0	0:11.52	0:12.72 [1]	1.08L		0:36.98
		Angela Jones		Overall	1400m	(0:12.72)			+0
3	11	STROMBOLI DELIGHT	3	62.1	0:11.69	0:12.54 [2]	1.86L		0:36.73
		Bailey Wheeler		1400m	1400m	(0:12.54)			+1
4	2	FOREVER FORTUNE	1	62.7	0:11.76	0:12.73 [4]	5.64L		0:37.03
		Ryan Maloney		Overall	1400m	(0:12.73)			+2
5	6	TULONG	9	61.7	0:11.94	0:12.38 [5]	7.83L		0:36.67
		Dale Smith		1200m	1200m	(0:12.38)			+11
6	8	PEAR BELLINI	12	62.9	0:11.82	0:12.40 [6]	8.18L		0:36.95
		Kyle Wilson-Taylor		1400m	1400m	(0:12.40)			+7
7	10	SOME GIRLS	7	61.8	0:11.94	0:12.36 [7]	8.27L		0:36.82
		Emily Lang		1200m	1200m	(0:12.36)			+8
8	3	HENLEY ROOM	6	61.4	0:11.94	0:12.97 [10]	13.5L		0:37.45
		Justin Huxtable		1200m	1200m	(0:12.97)			+3
9	1	CHAYSE 'N' LEISA	4	66.0	0:11.62	0:13.49 [9]	15.45L		0:39.18
		Georgina Cartwright		Overall	1400m	(0:13.49)			+5
10	4	HIDEYOSHI	5	64.9	0:11.90	0:13.54 [8]	15.51L		0:38.85
		Cody Collis		Overall	1200m	(0:13.54)			-1

Scratched: Volcanic Park (#12), Will It Snow (#13), Rotate (#15), Rippington (#16), Elite Power (#17)



# IpswichProfessional

## Race 2: GREAT NORTHERN QTIS Three-Year-Old Maiden Plate - 1680m

14 May 2025 - 12:33



Track Rating: Soft 5, Weather: Overcast, Rail Position: +3m Entire

Section						200m		Last 600m	
Field Times						0:12.53 (0:12.53)		0:36.79	
Rank	TAB	Horse/Jockey	Barrier	Top Speed [km/h]	Fastest Section	Margin		Distance Travelled [m]	
11	9	ROTHELTY	2	63.6	0:11.76	0:16.40 [11]	36.31L	0:42.12	+4
		Jake Bayliss		1400m	1400m	(0:16.40)			
12	14	KOOJAN	10	62.8	0:11.78	0:16.80 [12]	42.07L	0:42.57	+0
		Andrew Mallyon		1400m	1400m	(0:16.80)			

Scratched: Volcanic Park (#12), Will It Snow (#13), Rotate (#15), Rippington (#16), Elite Power (#17)



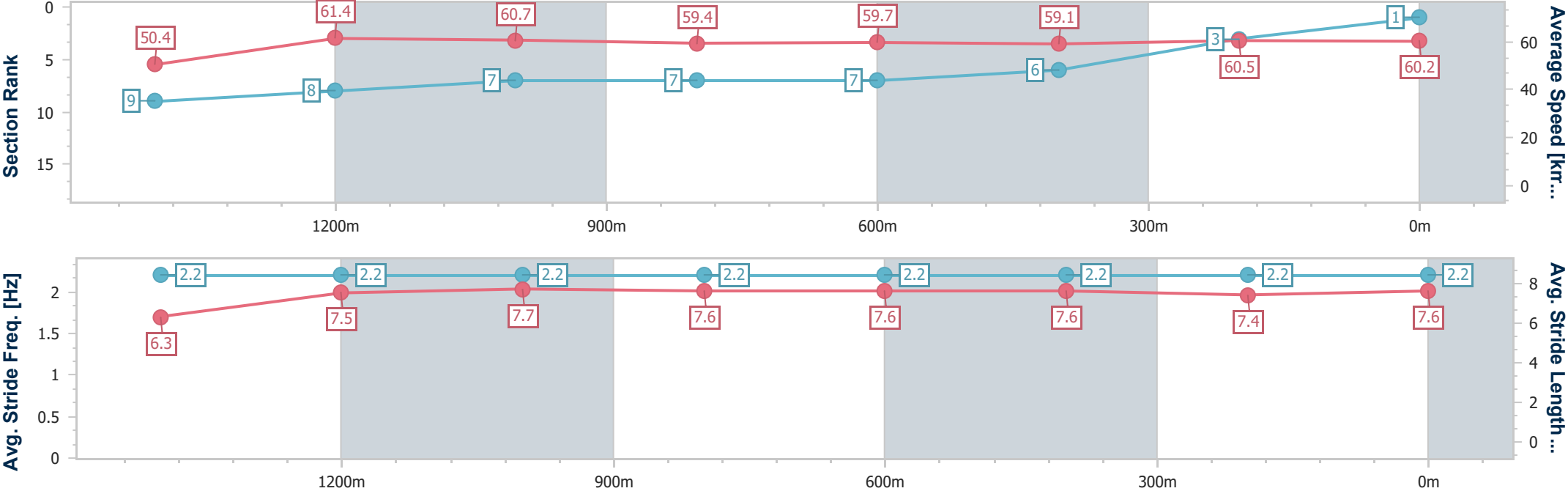
Horse/Jockey Name	Think Like Paddy
Final Rank	1
Fastest Section Time (Section)	0:11.66 (1400m)
Top Speed [km/h] (Section)	63.1 (1400m)
Race State	Finished



IpswichProfessional  
Race 2: GREAT NORTHERN QTIS Three-Year-Old Maiden Plate  
- 1680m  
14 May 2025 - 12:33  
Track Rating: Soft 5, Weather: Overcast, Rail Position: +3m Entire



Section	Overall	1400m	1200m	1000m	800m	600m	400m	200m					
Section Times	1:43.54 [1] (0:20.01)	1:23.53 [9] (0:11.66)	1:11.87 [8] (0:11.87)	1:00.00 [7] (0:12.08)	0:47.92 [7] (0:12.03)	0:35.89 [7] (0:12.10)	0:23.79 [6] (0:11.80)	0:11.99 [3] (0:11.99)					
Average Speed [km/h]	50.4	61.4	60.7	59.4	59.7	59.1	60.5	60.2					
Top Speed [km/h]	62.9	63.1	62.0	60.1	60.8	59.9	63.0	61.8					
Avg. Dist. to Rail [m]	4.5	0.7	0.3	0.3	1.1	1.3	1.3	1.6					
Avg. Stride Freq. [Hz]	2.2	2.2	2.2	2.2	2.2	2.2	2.2	2.2					
Avg. Stride Length [m]	6.3	7.5	7.7	7.6	7.6	7.6	7.4	7.6					





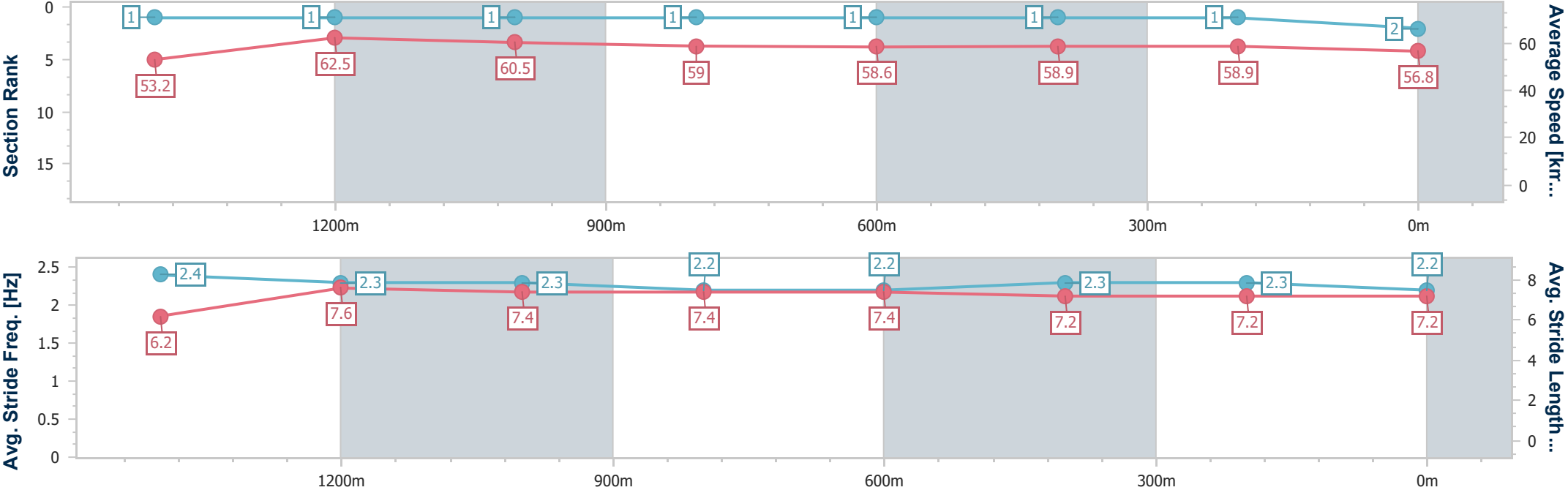
Horse/Jockey Name	Dubias Miss
Final Rank	2
Fastest Section Time (Section)	0:11.52 (1400m)
Top Speed [km/h] (Section)	64.0 (Overall)
Race State	Finished



IpswichProfessional  
Race 2: GREAT NORTHERN QTIS Three-Year-Old Maiden Plate  
- 1680m  
14 May 2025 - 12:33  
Track Rating: Soft 5, Weather: Overcast, Rail Position: +3m Entire



Section	Overall	1400m	1200m	1000m	800m	600m	400m	200m					
Section Times	1:43.73 [2] (0:18.93)	1:24.80 [1] (0:11.52)	1:13.28 [1] (0:11.83)	1:01.45 [1] (0:12.22)	0:49.23 [1] (0:12.25)	0:36.98 [1] (0:12.12)	0:24.86 [1] (0:12.14)	0:12.72 [1] (0:12.72)					
Average Speed [km/h]	53.2	62.5	60.5	59.0	58.6	58.9	58.9	56.8					
Top Speed [km/h]	64.0	63.9	61.2	60.0	59.0	59.6	59.2	58.3					
Avg. Dist. to Rail [m]	5.3	0.5	0.7	0.6	1.0	1.5	1.9	1.7					
Avg. Stride Freq. [Hz]	2.4	2.3	2.3	2.2	2.2	2.3	2.3	2.2					
Avg. Stride Length [m]	6.2	7.6	7.4	7.4	7.4	7.2	7.2	7.2					





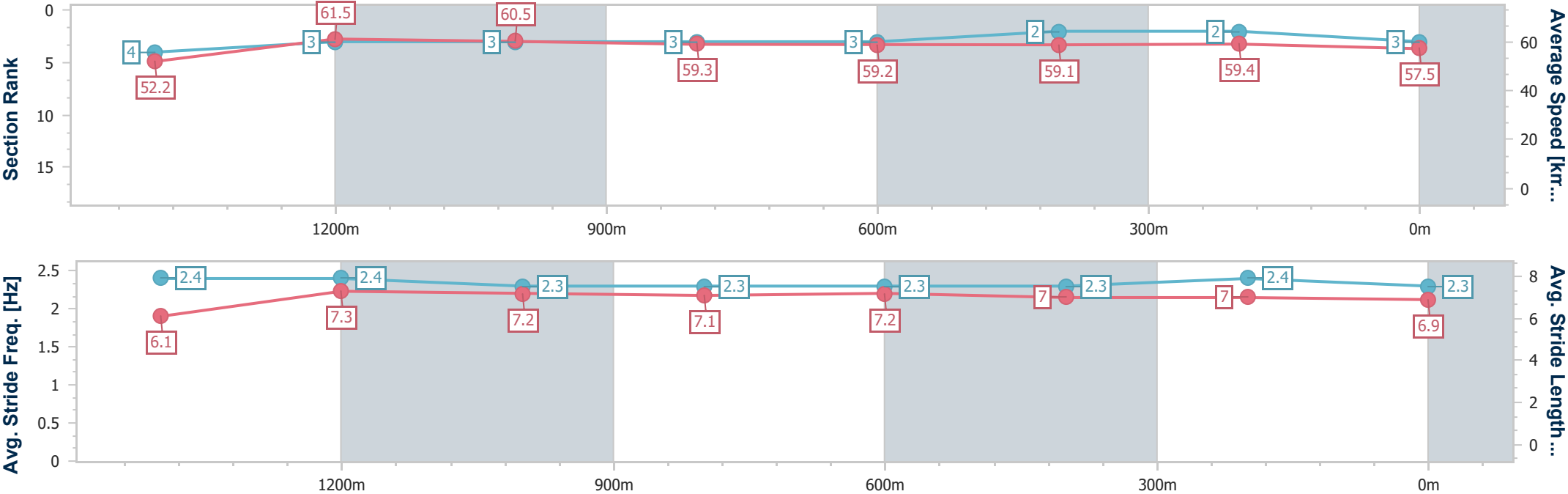
Horse/Jockey Name	Stromboli Delight
Final Rank	3
Fastest Section Time (Section)	0:11.69 (1400m)
Top Speed [km/h] (Section)	62.1 (1400m)
Race State	Finished



IpswichProfessional  
Race 2: GREAT NORTHERN QTIS Three-Year-Old Maiden Plate  
- 1680m  
14 May 2025 - 12:33  
Track Rating: Soft 5, Weather: Overcast, Rail Position: +3m Entire



Section	Overall	1400m	1200m	1000m	800m	600m	400m	200m					
Section Times	1:43.86 [3] (0:19.32)	1:24.54 [4] (0:11.69)	1:12.85 [3] (0:11.91)	1:00.94 [3] (0:12.12)	0:48.82 [3] (0:12.09)	0:36.73 [3] (0:12.11)	0:24.62 [2] (0:12.08)	0:12.54 [2] (0:12.54)					
Average Speed [km/h]	52.2	61.5	60.5	59.3	59.2	59.1	59.4	57.5					
Top Speed [km/h]	61.9	62.1	62.1	59.8	59.8	60.7	60.7	60.2					
Avg. Dist. to Rail [m]	2.8	0.6	0.3	0.4	1.1	1.2	0.9	0.3					
Avg. Stride Freq. [Hz]	2.4	2.4	2.3	2.3	2.3	2.3	2.4	2.3					
Avg. Stride Length [m]	6.1	7.3	7.2	7.1	7.2	7.0	7.0	6.9					





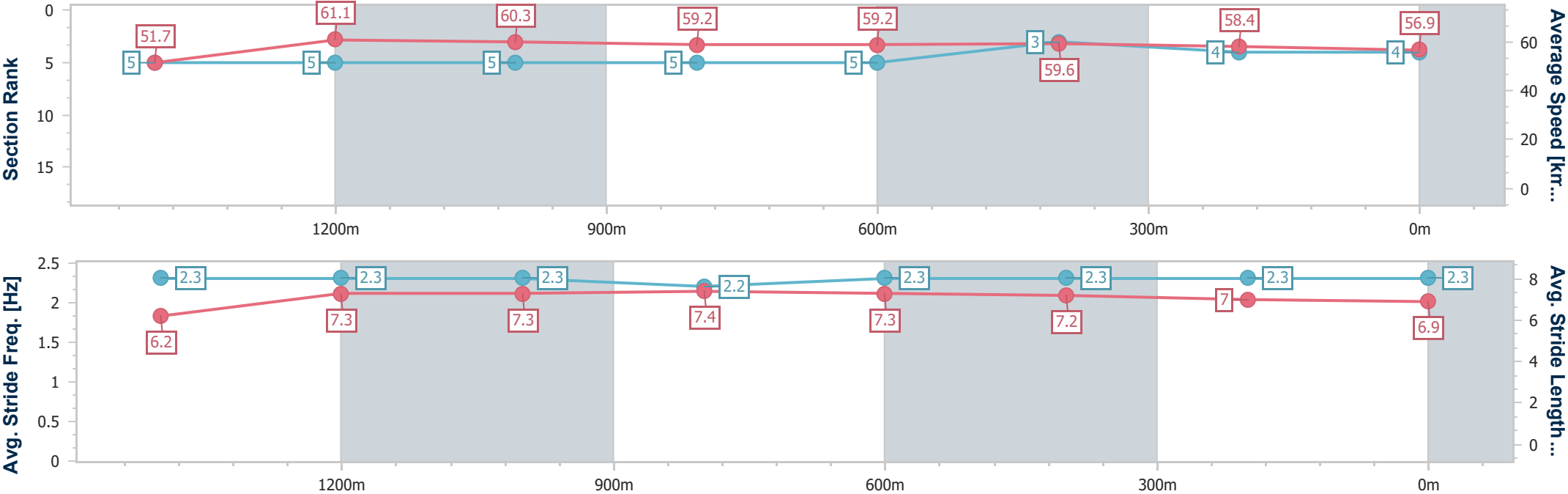
Horse/Jockey Name	Forever Fortune
Final Rank	4
Fastest Section Time (Section)	0:11.76 (1400m)
Top Speed [km/h] (Section)	62.7 (Overall)
Race State	Finished



IpswichProfessional  
Race 2: GREAT NORTHERN QTIS Three-Year-Old Maiden Plate  
- 1680m  
14 May 2025 - 12:33  
Track Rating: Soft 5, Weather: Overcast, Rail Position: +3m Entire



Section	Overall	1400m	1200m	1000m	800m	600m	400m	200m					
Section Times	1:44.50 [4] (0:19.53)	1:24.97 [5] (0:11.76)	1:13.21 [5] (0:11.94)	1:01.27 [5] (0:12.15)	0:49.12 [5] (0:12.09)	0:37.03 [5] (0:12.02)	0:25.01 [3] (0:12.28)	0:12.73 [4] (0:12.73)					
Average Speed [km/h]	51.7	61.1	60.3	59.2	59.2	59.6	58.4	56.9					
Top Speed [km/h]	62.7	62.1	61.8	59.9	60.1	60.6	59.2	58.0					
Avg. Dist. to Rail [m]	1.7	0.3	0.3	0.2	1.1	1.2	1.2	3.5					
Avg. Stride Freq. [Hz]	2.3	2.3	2.3	2.2	2.3	2.3	2.3	2.3					
Avg. Stride Length [m]	6.2	7.3	7.3	7.4	7.3	7.2	7.0	6.9					





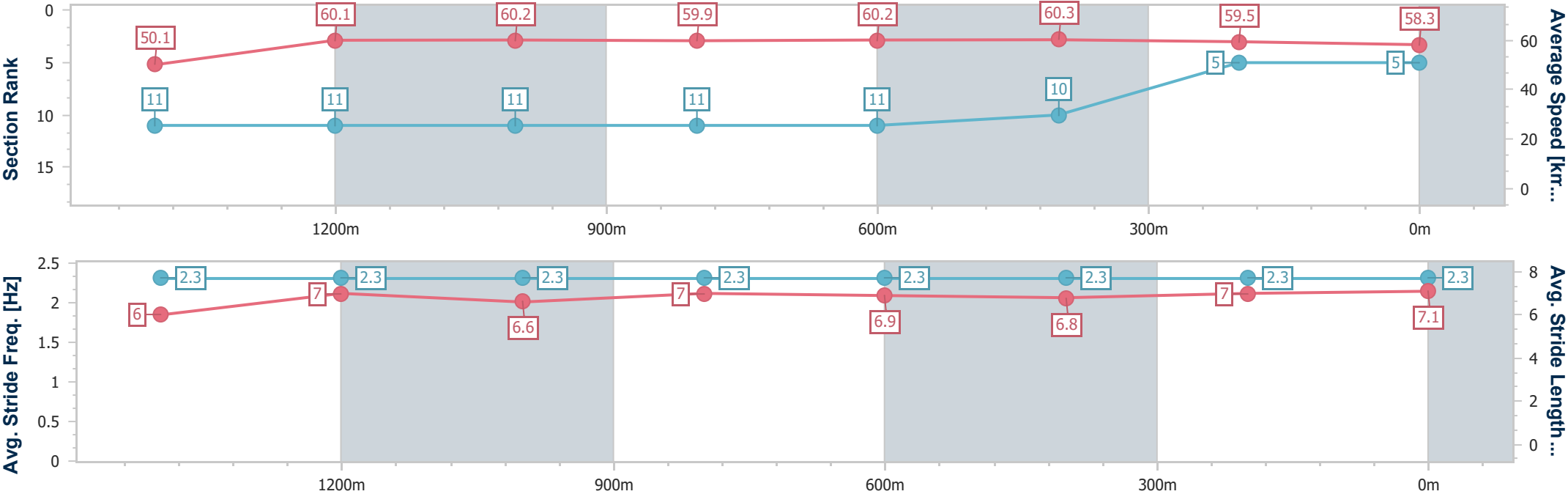
Horse/Jockey Name	Tulong
Final Rank	5
Fastest Section Time (Section)	0:11.94 (1200m)
Top Speed [km/h] (Section)	61.7 (1200m)
Race State	Finished



IpswichProfessional  
Race 2: GREAT NORTHERN QTIS Three-Year-Old Maiden Plate  
- 1680m  
14 May 2025 - 12:33  
Track Rating: Soft 5, Weather: Overcast, Rail Position: +3m Entire



Section	Overall	1400m	1200m	1000m	800m	600m	400m	200m					
Section Times	1:44.87 [5] (0:20.17)	1:24.70 [11] (0:12.07)	1:12.63 [11] (0:11.94)	1:00.69 [11] (0:12.04)	0:48.65 [11] (0:11.98)	0:36.67 [11] (0:12.02)	0:24.65 [10] (0:12.27)	0:12.38 [5] (0:12.38)					
Average Speed [km/h]	50.1	60.1	60.2	59.9	60.2	60.3	59.5	58.3					
Top Speed [km/h]	61.5	60.9	61.7	60.9	61.5	61.5	60.1	58.8					
Avg. Dist. to Rail [m]	6.2	1.1	0.3	0.4	0.5	1.6	4.6	6.6					
Avg. Stride Freq. [Hz]	2.3	2.3	2.3	2.3	2.3	2.3	2.3	2.3					
Avg. Stride Length [m]	6.0	7.0	6.6	7.0	6.9	6.8	7.0	7.1					







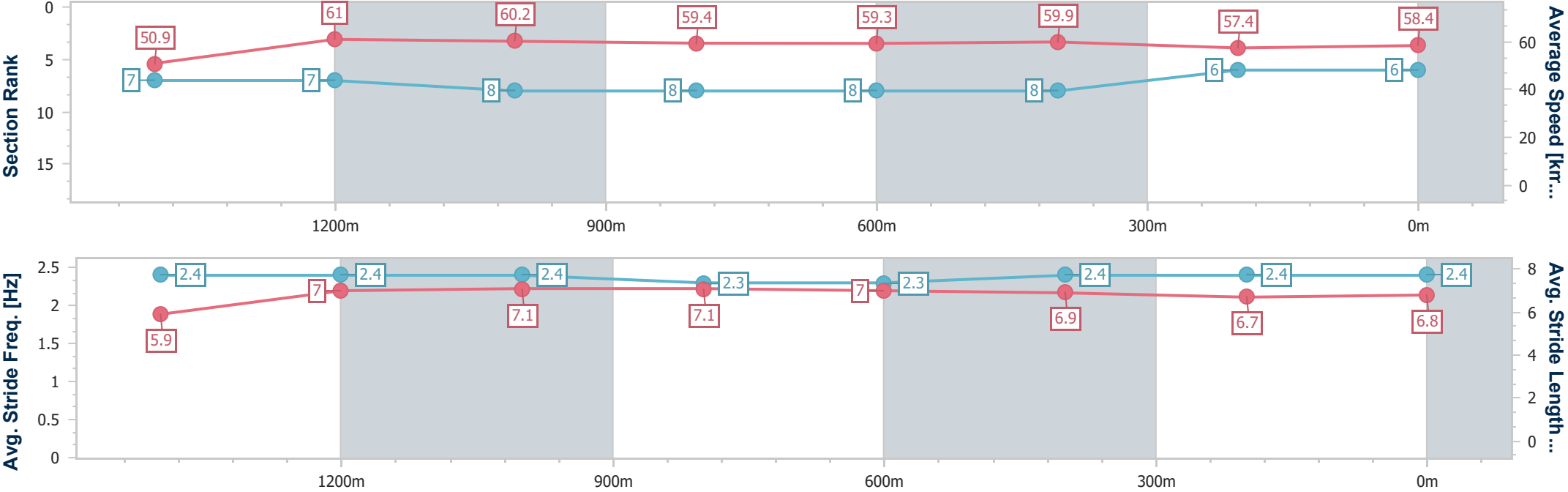
Horse/Jockey Name	Pear Bellini
Final Rank	6
Fastest Section Time (Section)	0:11.82 (1400m)
Top Speed [km/h] (Section)	62.9 (1400m)
Race State	Finished



IpswichProfessional  
Race 2: GREAT NORTHERN QTIS Three-Year-Old Maiden Plate  
- 1680m  
14 May 2025 - 12:33  
Track Rating: Soft 5, Weather: Overcast, Rail Position: +3m Entire



Section	Overall	1400m	1200m	1000m	800m	600m	400m	200m					
Section Times	1:44.93 [6] (0:19.85)	1:25.08 [7] (0:11.82)	1:13.26 [7] (0:12.03)	1:01.23 [8] (0:12.15)	0:49.08 [8] (0:12.13)	0:36.95 [8] (0:11.99)	0:24.96 [8] (0:12.56)	0:12.40 [6] (0:12.40)					
Average Speed [km/h]	50.9	61.0	60.2	59.4	59.3	59.9	57.4	58.4					
Top Speed [km/h]	62.7	62.9	61.0	60.0	60.3	61.6	58.8	58.6					
Avg. Dist. to Rail [m]	8.1	0.7	1.0	1.3	0.8	0.9	2.0	3.0					
Avg. Stride Freq. [Hz]	2.4	2.4	2.4	2.3	2.3	2.4	2.4	2.4					
Avg. Stride Length [m]	5.9	7.0	7.1	7.1	7.0	6.9	6.7	6.8					





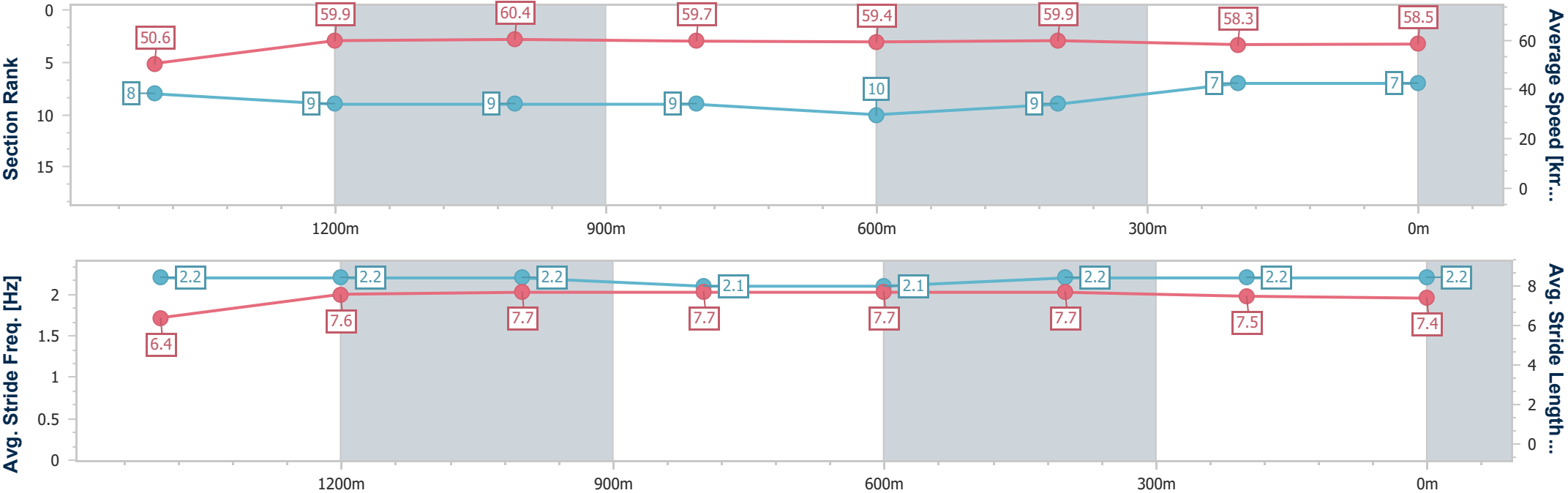
Horse/Jockey Name	Some Girls
Final Rank	7
Fastest Section Time (Section)	0:11.94 (1200m)
Top Speed [km/h] (Section)	61.8 (1200m)
Race State	Finished



IpswichProfessional  
Race 2: GREAT NORTHERN QTIS Three-Year-Old Maiden Plate  
- 1680m  
14 May 2025 - 12:33  
Track Rating: Soft 5, Weather: Overcast, Rail Position: +3m Entire



Section	Overall	1400m	1200m	1000m	800m	600m	400m	200m					
Section Times	1:44.95 [7] (0:19.93)	1:25.02 [8] (0:12.04)	1:12.98 [9] (0:11.94)	1:01.04 [9] (0:12.09)	0:48.95 [9] (0:12.13)	0:36.82 [10] (0:12.04)	0:24.78 [9] (0:12.42)	0:12.36 [7] (0:12.36)					
Average Speed [km/h]	50.6	59.9	60.4	59.7	59.4	59.9	58.3	58.5					
Top Speed [km/h]	60.4	61.2	61.8	60.5	60.9	61.1	59.2	59.0					
Avg. Dist. to Rail [m]	4.7	0.3	0.4	0.7	0.3	0.4	3.1	4.6					
Avg. Stride Freq. [Hz]	2.2	2.2	2.2	2.1	2.1	2.2	2.2	2.2					
Avg. Stride Length [m]	6.4	7.6	7.7	7.7	7.7	7.7	7.5	7.4					





Horse/Jockey Name	Henley Room
Final Rank	8
Fastest Section Time (Section)	0:11.94 (1200m)
Top Speed [km/h] (Section)	61.4 (1200m)
Race State	Finished



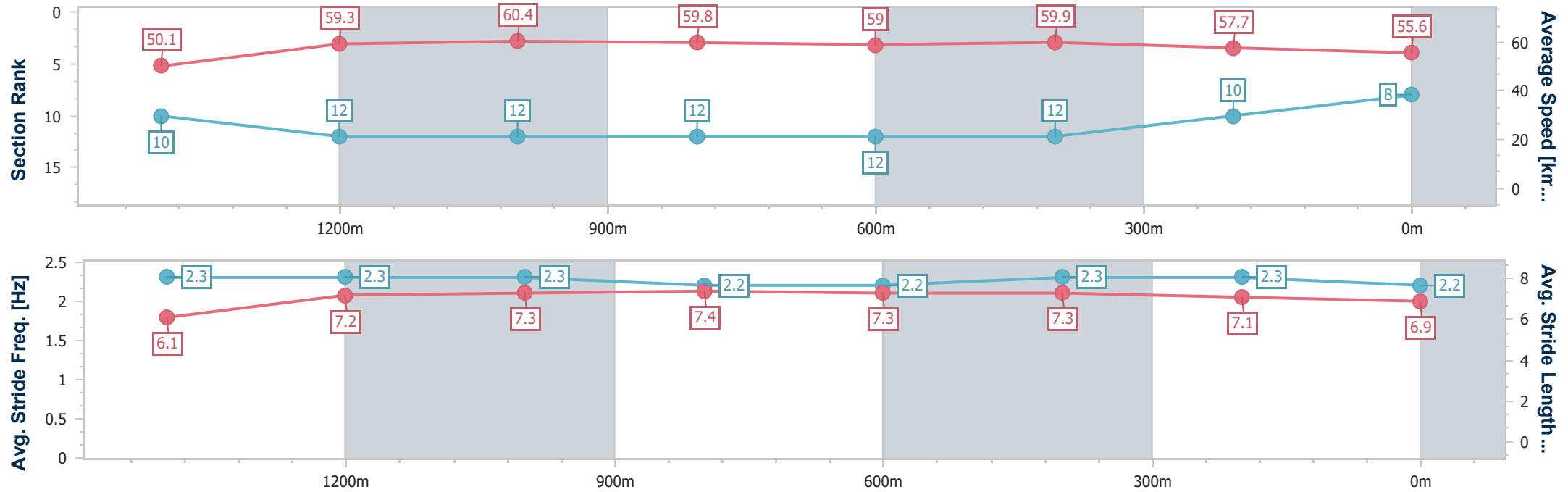
IpswichProfessional  
Race 2: GREAT NORTHERN QTIS Three-Year-Old Maiden Plate  
- 1680m



14 May 2025 - 12:33

Track Rating: Soft 5, Weather: Overcast, Rail Position: +3m Entire

Section	Overall	1400m	1200m	1000m	800m	600m	400m	200m					
Section Times	1:45.84 [8] (0:20.15)	1:25.69 [10] (0:12.17)	1:13.52 [12] (0:11.94)	1:01.58 [12] (0:12.04)	0:49.54 [12] (0:12.09)	0:37.45 [12] (0:11.99)	0:25.46 [12] (0:12.49)	0:12.97 [10] (0:12.97)					
Average Speed [km/h]	50.1	59.3	60.4	59.8	59.0	59.9	57.7	55.6					
Top Speed [km/h]	60.2	60.4	61.4	60.6	60.6	61.2	59.3	56.4					
Avg. Dist. to Rail [m]	4.2	0.8	0.5	0.4	1.4	1.0	0.8	0.7					
Avg. Stride Freq. [Hz]	2.3	2.3	2.3	2.2	2.2	2.3	2.3	2.2					
Avg. Stride Length [m]	6.1	7.2	7.3	7.4	7.3	7.3	7.1	6.9					



[ ] Ranking at each section and finish  
- - - - No data available at this section  
NA No data available



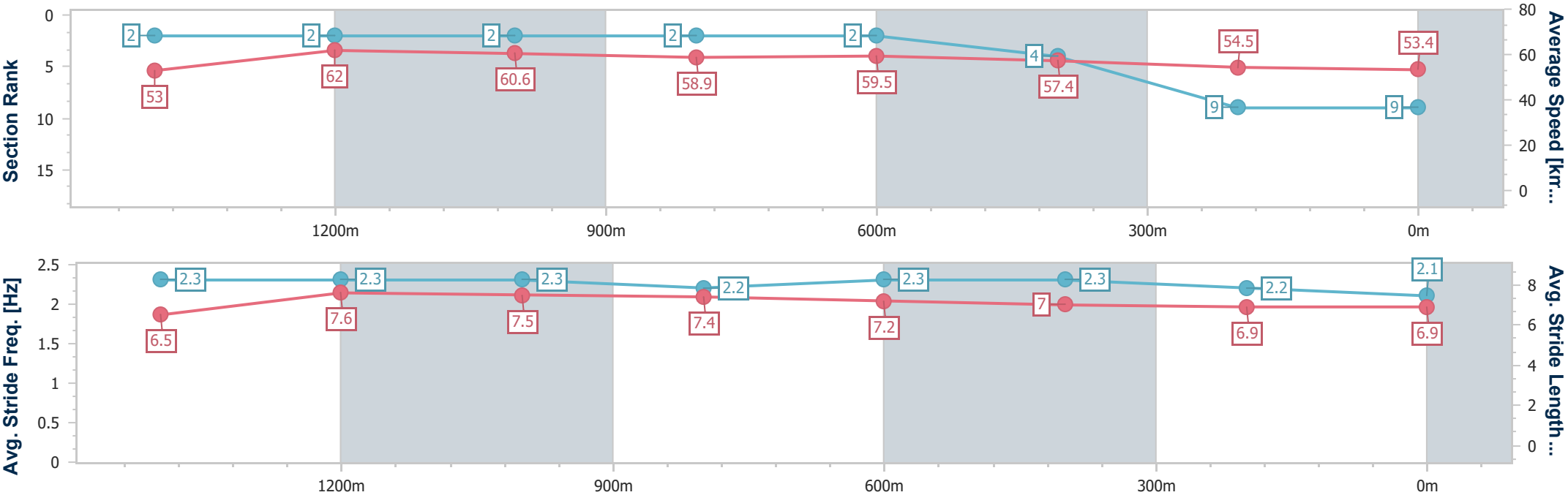
Horse/Jockey Name	Chayse 'N' Leisa
Final Rank	9
Fastest Section Time (Section)	0:11.62 (1400m)
Top Speed [km/h] (Section)	66.0 (Overall)
Race State	Finished



IpswichProfessional  
Race 2: GREAT NORTHERN QTIS Three-Year-Old Maiden Plate  
- 1680m  
14 May 2025 - 12:33  
Track Rating: Soft 5, Weather: Overcast, Rail Position: +3m Entire



Section	Overall	1400m	1200m	1000m	800m	600m	400m	200m					
Section Times	1:46.17 [9] (0:19.06)	1:27.11 [2] (0:11.62)	1:15.49 [2] (0:11.96)	1:03.53 [2] (0:12.22)	0:51.31 [2] (0:12.13)	0:39.18 [2] (0:12.51)	0:26.67 [4] (0:13.18)	0:13.49 [9] (0:13.49)					
Average Speed [km/h]	53.0	62.0	60.6	58.9	59.5	57.4	54.5	53.4					
Top Speed [km/h]	66.0	64.0	61.1	60.2	59.8	59.1	55.9	54.2					
Avg. Dist. to Rail [m]	3.8	0.6	0.9	0.6	0.2	0.4	0.2	0.8					
Avg. Stride Freq. [Hz]	2.3	2.3	2.3	2.2	2.3	2.3	2.2	2.1					
Avg. Stride Length [m]	6.5	7.6	7.5	7.4	7.2	7.0	6.9	6.9					





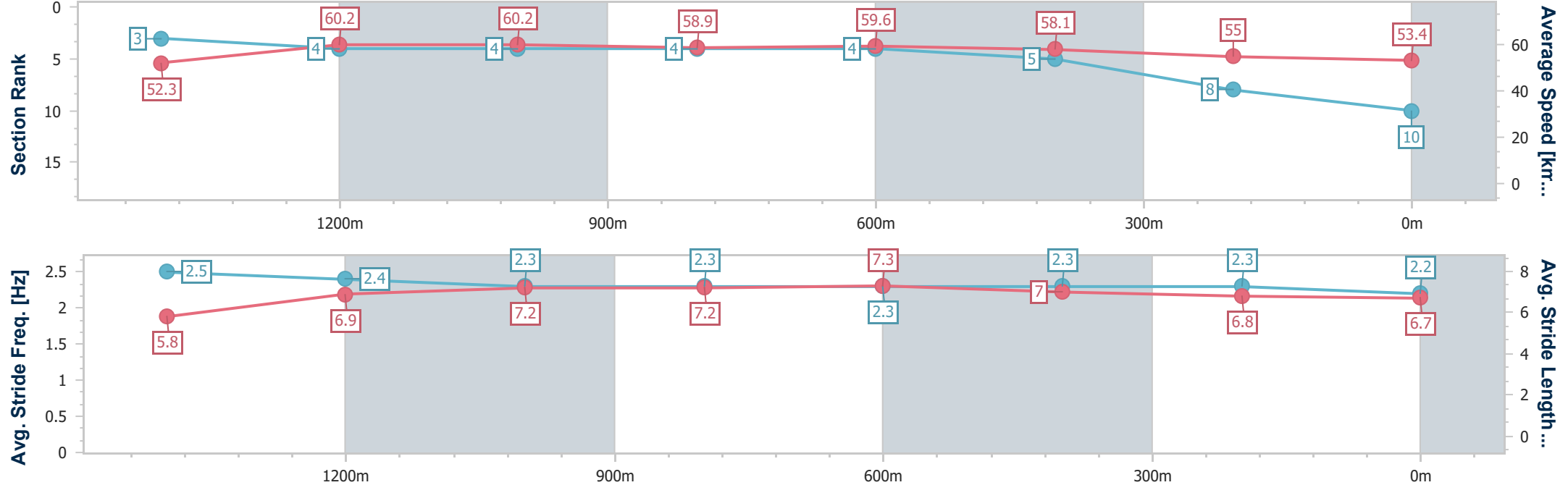
Horse/Jockey Name	Hideyoshi
Final Rank	10
Fastest Section Time (Section)	0:11.90 (1200m)
Top Speed [km/h] (Section)	64.9 (Overall)
Race State	Finished



IpswichProfessional  
Race 2: GREAT NORTHERN QTIS Three-Year-Old Maiden Plate  
- 1680m  
14 May 2025 - 12:33  
Track Rating: Soft 5, Weather: Overcast, Rail Position: +3m Entire



Section	Overall	1400m	1200m	1000m	800m	600m	400m	200m					
Section Times	1:46.18 [10] (0:19.27)	1:26.91 [3] (0:11.94)	1:14.97 [4] (0:11.90)	1:03.07 [4] (0:12.21)	0:50.86 [4] (0:12.01)	0:38.85 [4] (0:12.30)	0:26.55 [5] (0:13.01)	0:13.54 [8] (0:13.54)					
Average Speed [km/h]	52.3	60.2	60.2	58.9	59.6	58.1	55.0	53.4					
Top Speed [km/h]	64.9	62.5	62.0	59.7	60.4	59.5	57.2	55.1					
Avg. Dist. to Rail [m]	3.6	0.8	1.3	0.5	2.2	2.3	0.9	1.2					
Avg. Stride Freq. [Hz]	2.5	2.4	2.3	2.3	2.3	2.3	2.3	2.2					
Avg. Stride Length [m]	5.8	6.9	7.2	7.2	7.3	7.0	6.8	6.7					





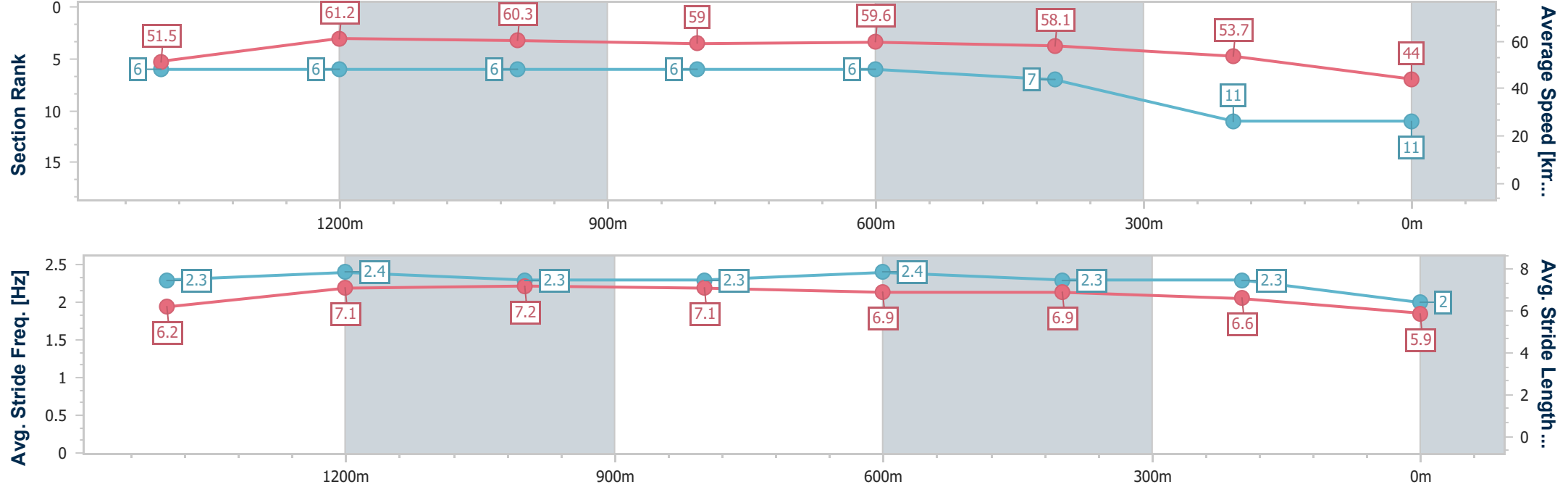
Horse/Jockey Name	Rothelly
Final Rank	11
Fastest Section Time (Section)	0:11.76 (1400m)
Top Speed [km/h] (Section)	63.6 (1400m)
Race State	Finished



IpswichProfessional  
Race 2: GREAT NORTHERN QTIS Three-Year-Old Maiden Plate  
- 1680m  
14 May 2025 - 12:33  
Track Rating: Soft 5, Weather: Overcast, Rail Position: +3m Entire



Section	Overall	1400m	1200m	1000m	800m	600m	400m	200m					
Section Times	1:49.71 [11] (0:19.56)	1:30.15 [6] (0:11.76)	1:18.39 [6] (0:12.01)	1:06.38 [6] (0:12.18)	0:54.20 [6] (0:12.08)	0:42.12 [6] (0:12.37)	0:29.75 [7] (0:13.35)	0:16.40 [11] (0:16.40)					
Average Speed [km/h]	51.5	61.2	60.3	59.0	59.6	58.1	53.7	44.0					
Top Speed [km/h]	63.5	63.6	61.9	59.9	61.7	60.3	56.0	48.5					
Avg. Dist. to Rail [m]	2.2	0.2	0.6	0.8	0.3	0.3	0.5	0.7					
Avg. Stride Freq. [Hz]	2.3	2.4	2.3	2.3	2.4	2.3	2.3	2.0					
Avg. Stride Length [m]	6.2	7.1	7.2	7.1	6.9	6.9	6.6	5.9					





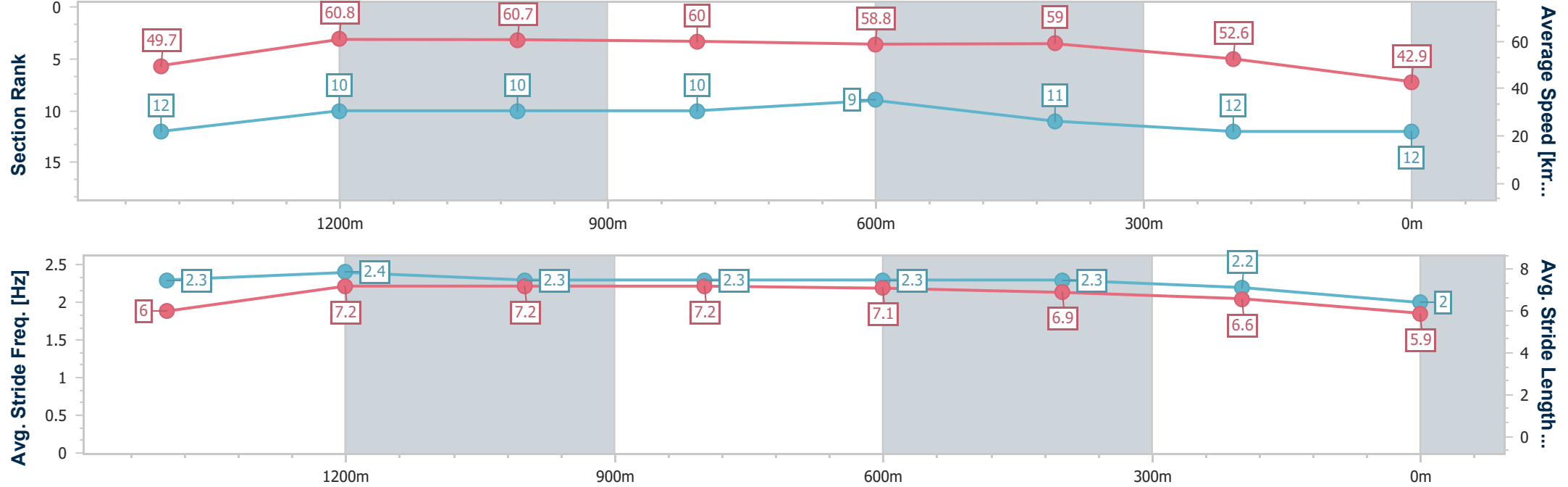
Horse/Jockey Name	Koojan
Final Rank	12
Fastest Section Time (Section)	0:11.78 (1400m)
Top Speed [km/h] (Section)	62.8 (1400m)
Race State	Finished



IpswichProfessional  
Race 2: GREAT NORTHERN QTIS Three-Year-Old Maiden Plate  
- 1680m  
14 May 2025 - 12:33  
Track Rating: Soft 5, Weather: Overcast, Rail Position: +3m Entire



Section	Overall	1400m	1200m	1000m	800m	600m	400m	200m					
Section Times	1:50.69 [12] (0:20.34)	1:30.35 [12] (0:11.78)	1:18.57 [10] (0:11.89)	1:06.68 [10] (0:12.02)	0:54.66 [10] (0:12.09)	0:42.57 [9] (0:12.17)	0:30.40 [11] (0:13.60)	0:16.80 [12] (0:16.80)					
Average Speed [km/h]	49.7	60.8	60.7	60.0	58.8	59.0	52.6	42.9					
Top Speed [km/h]	62.1	62.8	62.4	60.9	59.7	61.8	56.9	46.1					
Avg. Dist. to Rail [m]	6.7	0.4	0.3	0.5	1.9	1.5	1.7	0.5					
Avg. Stride Freq. [Hz]	2.3	2.4	2.3	2.3	2.3	2.3	2.2	2.0					
Avg. Stride Length [m]	6.0	7.2	7.2	7.2	7.1	6.9	6.6	5.9					





# IpswichProfessional

## Race 3: GORDON'S GIN QTIS Two-Year-Old Handicap - 1100m

14 May 2025 - 13:10



Track Rating: Soft 5, Weather: Overcast, Rail Position: +3m Entire

Section						Overall	1000m	800m	600m	400m	200m	Last 600m			
Field Times						1:04.36 (0:08.40)	0:55.96 (0:10.71)	0:45.25 (0:10.76)	0:34.49 (0:11.19)	0:23.30 (0:11.56)	0:11.74 (0:11.74)	0:34.49			
Rank	TAB	Horse/Jockey	Barrier	Top Speed [km/h]	Fastest Section								Margin	Distance Travelled [m]	
1	1	GUAC ON	8	69.0	0:08.61	1:04.36 [1]	0:55.75 [4]	0:45.19 [2]	0:34.49 [1]	0:23.27 [2]	0:11.74 [1]	1:04.36	0:34.49		
		Noel Callow		1000m	Overall	(0:08.61)	(0:10.56)	(0:10.70)	(0:11.22)	(0:11.53)	(0:11.74)				
2	6	GREEN SPRING	7	68.5	0:09.01	1:04.38 [2]	0:55.37 [8]	0:44.54 [7]	0:33.76 [7]	0:22.70 [5]	0:11.42 [3]	0.08L	0:33.76	-5	
		Robbie Dolan		800m	Overall	(0:09.01)	(0:10.83)	(0:10.78)	(0:11.06)	(0:11.28)	(0:11.42)				
3	2	RITUALIZE	1	68.1	0:08.65	1:04.94 [3]	0:56.29 [5]	0:45.46 [5]	0:34.69 [4]	0:23.57 [3]	0:11.79 [4]	3.38L	0:34.69	-7	
		Kyle Wilson-Taylor		1000m	Overall	(0:08.65)	(0:10.83)	(0:10.77)	(0:11.12)	(0:11.78)	(0:11.79)				
4	8	SHORTCUT	6	68.8	0:08.79	1:05.25 [4]	0:56.46 [6]	0:45.81 [4]	0:34.91 [5]	0:23.54 [6]	0:11.94 [5]	5.23L	0:34.91	-4	
		Angela Jones		1000m	Overall	(0:08.79)	(0:10.65)	(0:10.90)	(0:11.37)	(0:11.60)	(0:11.94)				
5	5	SPOILT ROTTEN	5	67.9	0:08.51	1:05.51 [5]	0:57.00 [2]	0:46.02 [6]	0:34.97 [6]	0:23.51 [7]	0:11.74 [7]	6.76L	0:34.97	-5	
		Emily Lang		1000m	Overall	(0:08.51)	(0:10.98)	(0:11.05)	(0:11.46)	(0:11.77)	(0:11.74)				
6	3	YUNA IS PIERATA	3	68.0	0:08.40	1:05.67 [6]	0:57.27 [1]	0:46.56 [1]	0:35.77 [2]	0:24.61 [1]	0:12.96 [2]	7.7L	0:35.77	-8	
		Jag Guthmann-Chester		1000m	Overall	(0:08.40)	(0:10.71)	(0:10.79)	(0:11.16)	(0:11.65)	(0:12.96)				
7	7	INSTA WORTHY	2	66.1	0:09.01	1:06.25 [7]	0:57.24 [7]	0:46.24 [8]	0:35.30 [8]	0:24.18 [8]	0:12.43 [8]	11.09L	0:35.30	-13	
		Andrew Mallyon		800m	Overall	(0:09.01)	(0:11.00)	(0:10.94)	(0:11.12)	(0:11.75)	(0:12.43)				
8	4	CAT CALL	4	70.0	0:08.60	1:06.57 [8]	0:57.97 [3]	0:47.38 [3]	0:36.48 [3]	0:25.09 [4]	0:12.94 [6]	12.99L	0:36.48	-3	
		Damien Thornton		1000m	Overall	(0:08.60)	(0:10.59)	(0:10.90)	(0:11.39)	(0:12.15)	(0:12.94)				

Scratched: Euphoric Miss (#9)





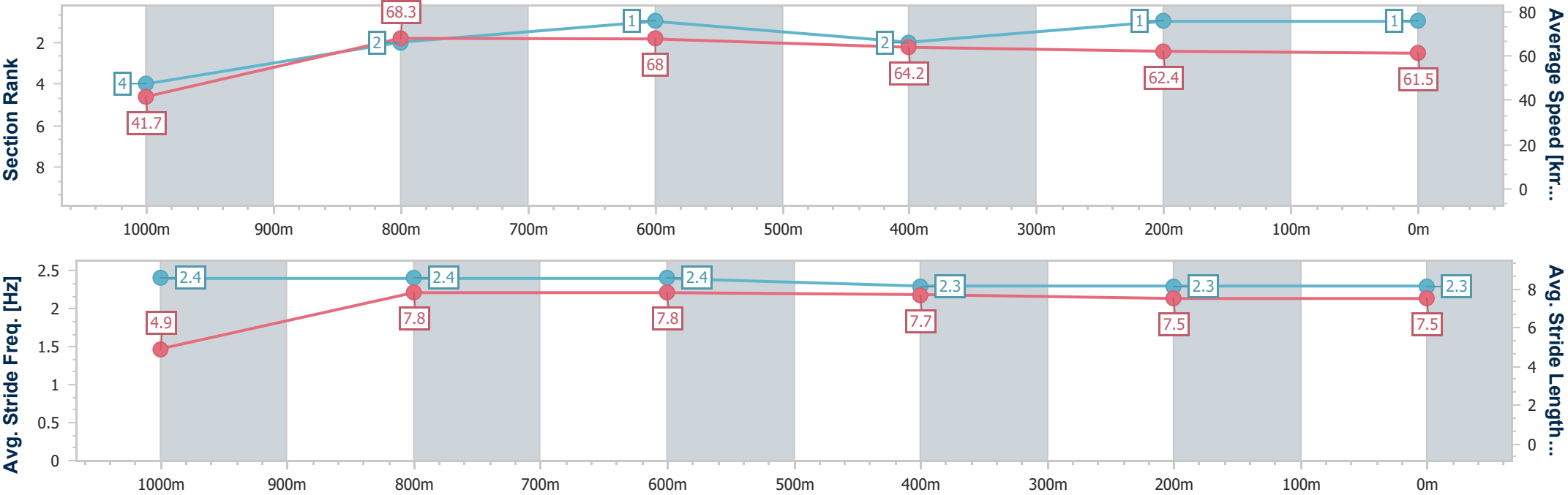
Horse/Jockey Name	Guac On
Final Rank	1
Fastest Section Time (Section)	0:08.61 (Overall)
Top Speed [km/h] (Section)	69.0 (1000m)
Race State	Finished



IpswichProfessional  
Race 3: GORDON'S GIN QTIS Two-Year-Old Handicap - 1100m  
14 May 2025 - 13:10  
Track Rating: Soft 5, Weather: Overcast, Rail Position: +3m Entire



Section	Overall	1000m	800m	600m	400m	200m								
Section Times	1:04.36 [1] (0:08.61)	0:55.75 [4] (0:10.56)	0:45.19 [2] (0:10.70)	0:34.49 [1] (0:11.22)	0:23.27 [2] (0:11.53)	0:11.74 [1] (0:11.74)								
Average Speed [km/h]	41.7	68.3	68.0	64.2	62.4	61.5								
Top Speed [km/h]	65.3	69.0	68.5	66.6	63.6	62.2								
Avg. Dist. to Rail [m]	7.6	2.0	1.5	0.7	1.0	0.4								
Avg. Stride Freq. [Hz]	2.4	2.4	2.4	2.3	2.3	2.3								
Avg. Stride Length [m]	4.9	7.8	7.8	7.7	7.5	7.5								





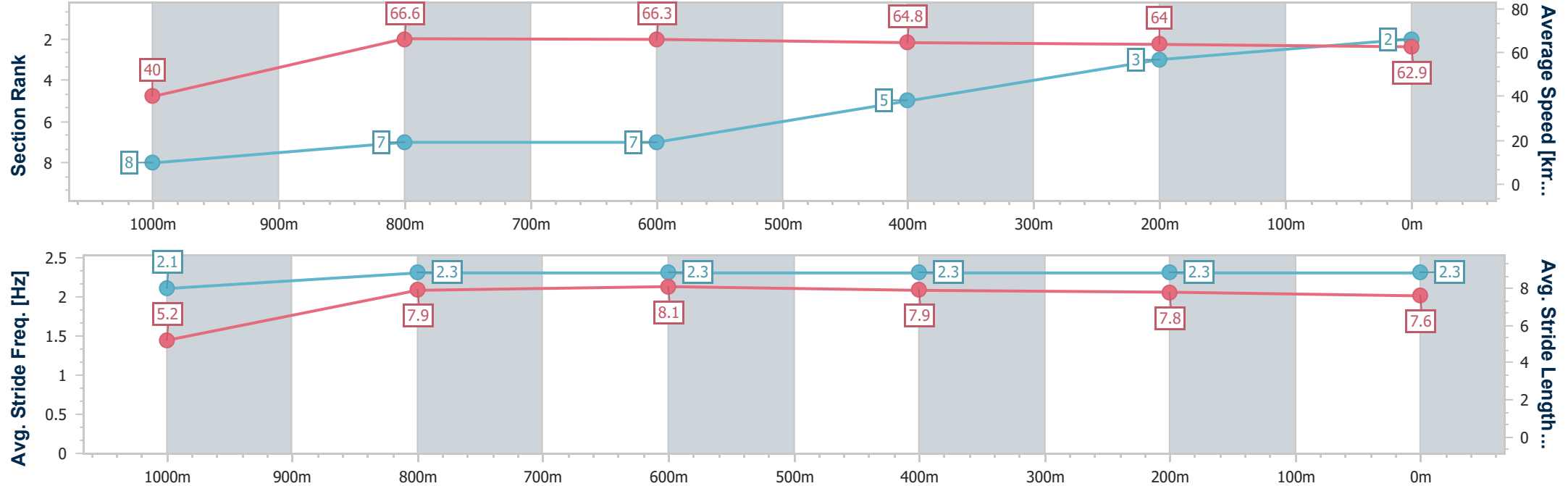
Horse/Jockey Name	Green Spring
Final Rank	2
Fastest Section Time (Section)	0:09.01 (Overall)
Top Speed [km/h] (Section)	68.5 (800m)
Race State	Finished



IpswichProfessional  
Race 3: GORDON'S GIN QTIS Two-Year-Old Handicap - 1100m  
14 May 2025 - 13:10  
Track Rating: Soft 5, Weather: Overcast, Rail Position: +3m Entire



Section	Overall	1000m	800m	600m	400m	200m							
Section Times	1:04.38 [2] (0:09.01)	0:55.37 [8] (0:10.83)	0:44.54 [7] (0:10.78)	0:33.76 [7] (0:11.06)	0:22.70 [5] (0:11.28)	0:11.42 [3] (0:11.42)							
Average Speed [km/h]	40.0	66.6	66.3	64.8	64.0	62.9							
Top Speed [km/h]	63.4	68.3	68.5	65.9	65.1	63.8							
Avg. Dist. to Rail [m]	6.8	1.1	1.3	1.4	1.0	1.9							
Avg. Stride Freq. [Hz]	2.1	2.3	2.3	2.3	2.3	2.3							
Avg. Stride Length [m]	5.2	7.9	8.1	7.9	7.8	7.6							





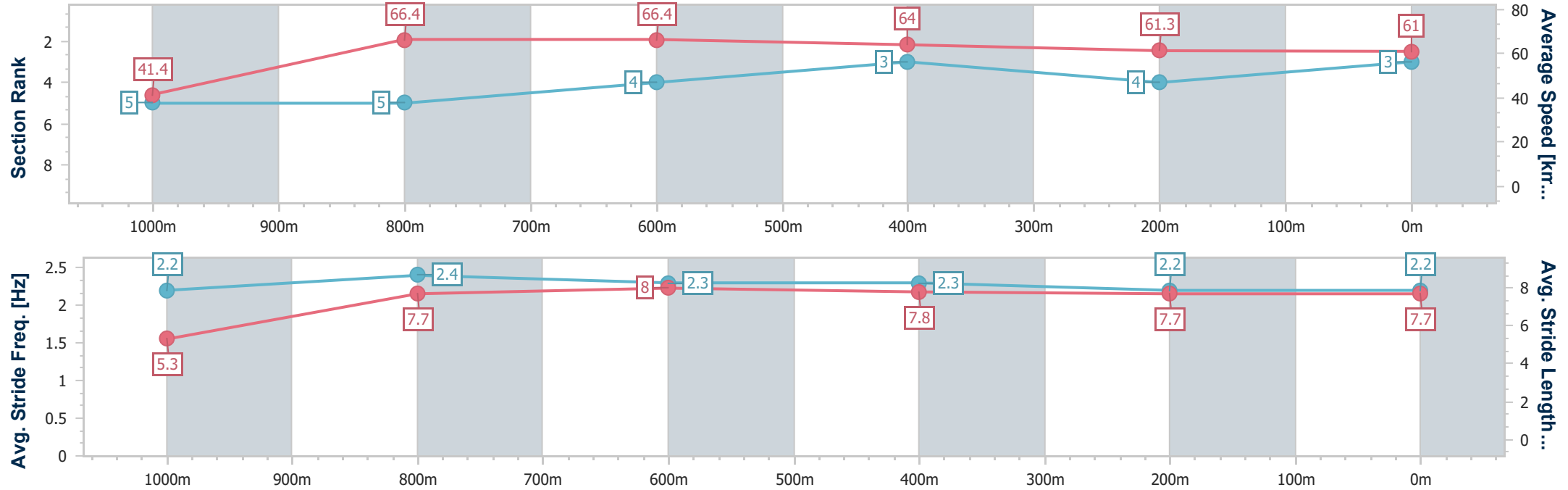
Horse/Jockey Name	Ritualize
Final Rank	3
Fastest Section Time (Section)	0:08.65 (Overall)
Top Speed [km/h] (Section)	68.1 (1000m)
Race State	Finished



IpswichProfessional  
Race 3: GORDON'S GIN QTIS Two-Year-Old Handicap - 1100m  
14 May 2025 - 13:10  
Track Rating: Soft 5, Weather: Overcast, Rail Position: +3m Entire



Section	Overall	1000m	800m	600m	400m	200m							
Section Times	1:04.94 [3] (0:08.65)	0:56.29 [5] (0:10.83)	0:45.46 [5] (0:10.77)	0:34.69 [4] (0:11.12)	0:23.57 [3] (0:11.78)	0:11.79 [4] (0:11.79)							
Average Speed [km/h]	41.4	66.4	66.4	64.0	61.3	61.0							
Top Speed [km/h]	61.9	68.1	66.9	66.3	62.4	62.5							
Avg. Dist. to Rail [m]	2.0	0.7	2.2	2.2	2.4	4.4							
Avg. Stride Freq. [Hz]	2.2	2.4	2.3	2.3	2.2	2.2							
Avg. Stride Length [m]	5.3	7.7	8.0	7.8	7.7	7.7							





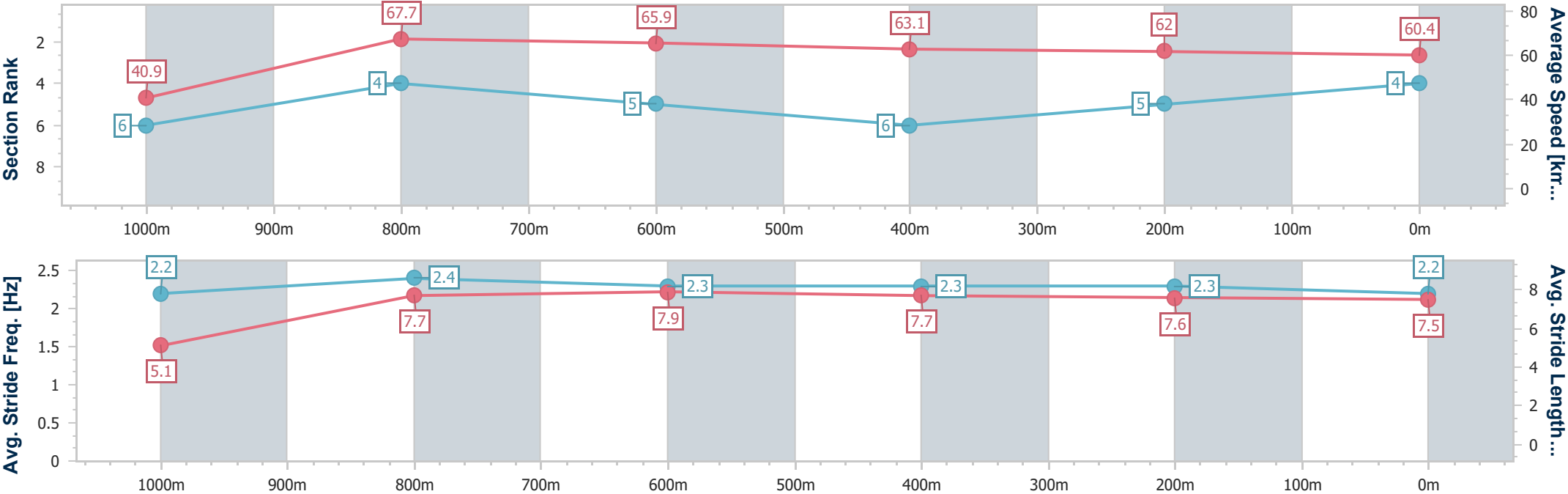
Horse/Jockey Name	Shortcut
Final Rank	4
Fastest Section Time (Section)	0:08.79 (Overall)
Top Speed [km/h] (Section)	68.8 (1000m)
Race State	Finished



IpswichProfessional  
Race 3: GORDON'S GIN QTIS Two-Year-Old Handicap - 1100m  
14 May 2025 - 13:10  
Track Rating: Soft 5, Weather: Overcast, Rail Position: +3m Entire



Section	Overall	1000m	800m	600m	400m	200m							
Section Times	1:05.25 [4] (0:08.79)	0:56.46 [6] (0:10.65)	0:45.81 [4] (0:10.90)	0:34.91 [5] (0:11.37)	0:23.54 [6] (0:11.60)	0:11.94 [5] (0:11.94)							
Average Speed [km/h]	40.9	67.7	65.9	63.1	62.0	60.4							
Top Speed [km/h]	65.1	68.8	68.3	64.0	63.0	61.9							
Avg. Dist. to Rail [m]	4.9	0.5	0.5	0.5	0.9	0.9							
Avg. Stride Freq. [Hz]	2.2	2.4	2.3	2.3	2.3	2.2							
Avg. Stride Length [m]	5.1	7.7	7.9	7.7	7.6	7.5							





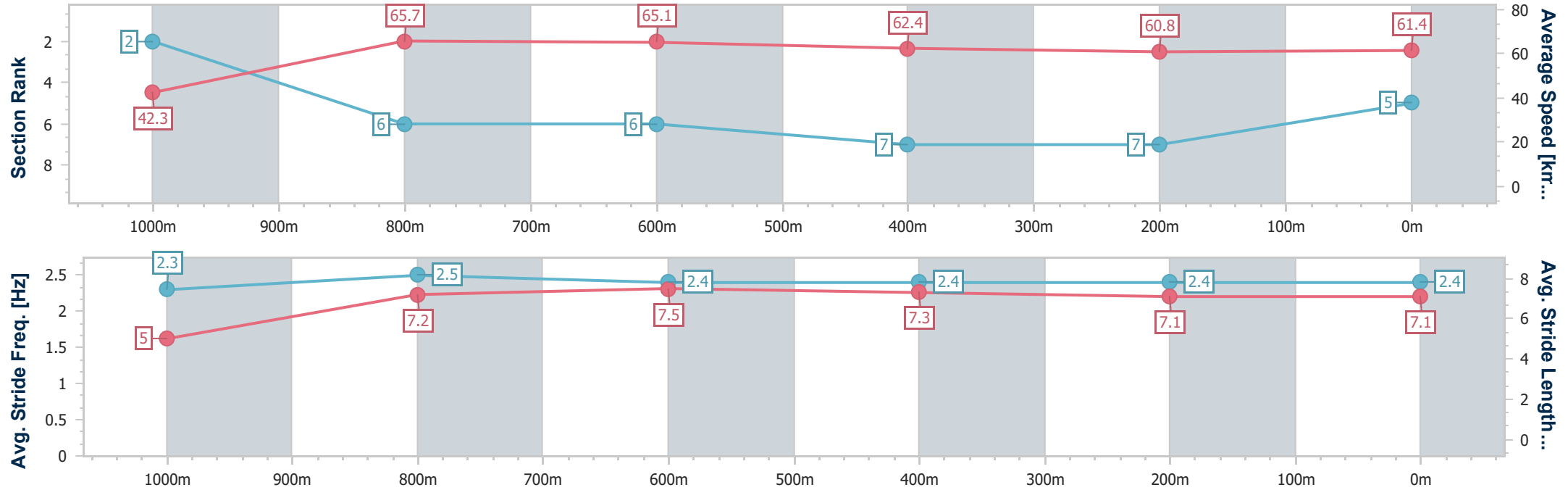
Horse/Jockey Name	Spoilt Rotten
Final Rank	5
Fastest Section Time (Section)	0:08.51 (Overall)
Top Speed [km/h] (Section)	67.9 (1000m)
Race State	Finished



IpswichProfessional  
Race 3: GORDON'S GIN QTIS Two-Year-Old Handicap - 1100m  
14 May 2025 - 13:10  
Track Rating: Soft 5, Weather: Overcast, Rail Position: +3m Entire



Section	Overall	1000m	800m	600m	400m	200m							
Section Times	1:05.51 [5] (0:08.51)	0:57.00 [2] (0:10.98)	0:46.02 [6] (0:11.05)	0:34.97 [6] (0:11.46)	0:23.51 [7] (0:11.77)	0:11.74 [7] (0:11.74)							
Average Speed [km/h]	42.3	65.7	65.1	62.4	60.8	61.4							
Top Speed [km/h]	64.0	67.9	67.2	64.1	63.1	62.5							
Avg. Dist. to Rail [m]	4.4	1.4	0.7	1.7	2.6	4.8							
Avg. Stride Freq. [Hz]	2.3	2.5	2.4	2.4	2.4	2.4							
Avg. Stride Length [m]	5.0	7.2	7.5	7.3	7.1	7.1							





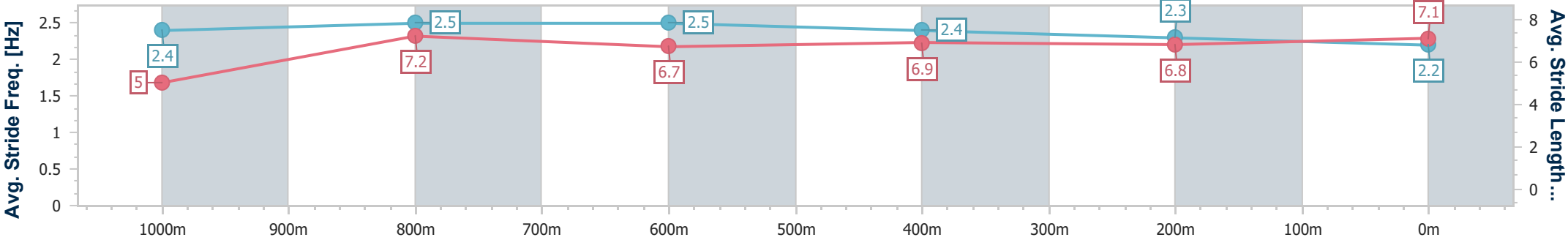
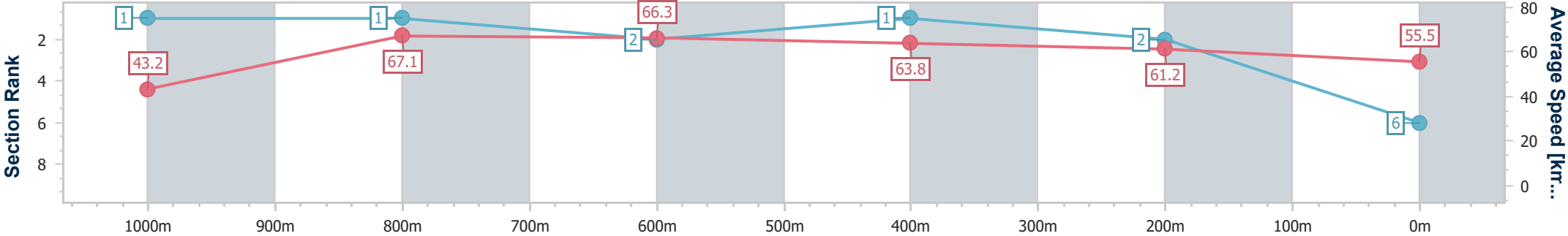
Horse/Jockey Name	Yuna Is Pierata
Final Rank	6
Fastest Section Time (Section)	0:08.40 (Overall)
Top Speed [km/h] (Section)	68.0 (1000m)
Race State	Finished



IpswichProfessional  
Race 3: GORDON'S GIN QTIS Two-Year-Old Handicap - 1100m  
14 May 2025 - 13:10  
Track Rating: Soft 5, Weather: Overcast, Rail Position: +3m Entire



Section	Overall	1000m	800m	600m	400m	200m							
Section Times	1:05.67 [6] (0:08.40)	0:57.27 [1] (0:10.71)	0:46.56 [1] (0:10.79)	0:35.77 [2] (0:11.16)	0:24.61 [1] (0:11.65)	0:12.96 [2] (0:12.96)							
Average Speed [km/h]	43.2	67.1	66.3	63.8	61.2	55.5							
Top Speed [km/h]	65.0	68.0	67.1	65.6	62.8	59.3							
Avg. Dist. to Rail [m]	2.3	0.6	1.4	2.3	2.6	2.9							
Avg. Stride Freq. [Hz]	2.4	2.5	2.5	2.4	2.3	2.2							
Avg. Stride Length [m]	5.0	7.2	6.7	6.9	6.8	7.1							





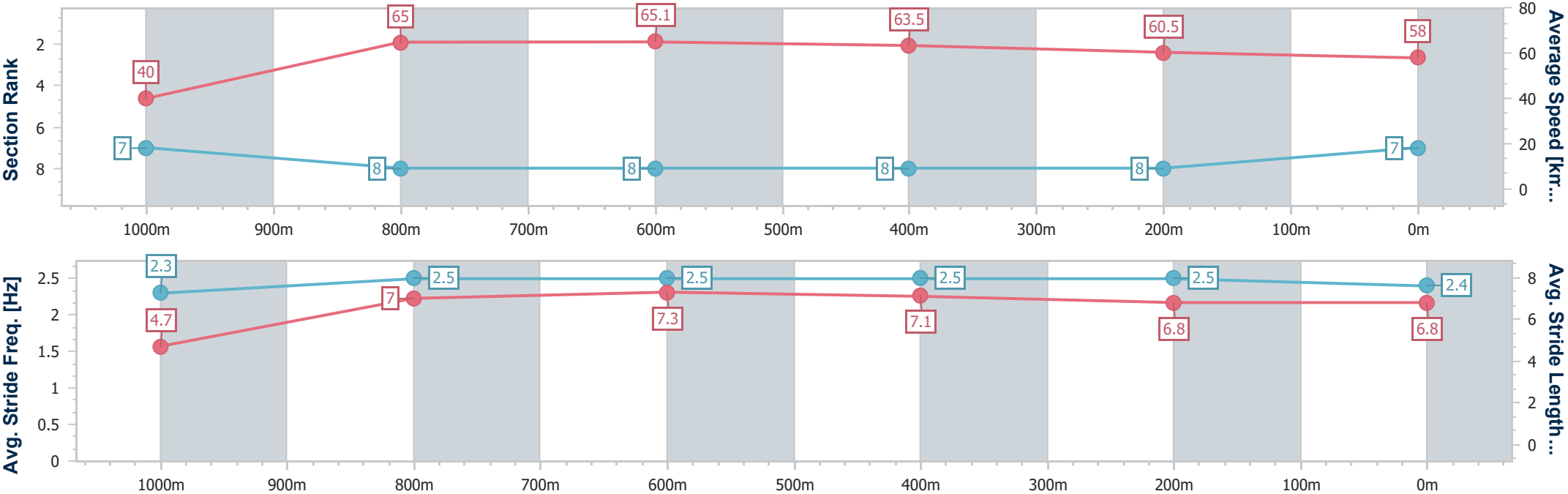
Horse/Jockey Name	Insta Worthy
Final Rank	7
Fastest Section Time (Section)	0:09.01 (Overall)
Top Speed [km/h] (Section)	66.1 (800m)
Race State	Finished



IpswichProfessional  
Race 3: GORDON'S GIN QTIS Two-Year-Old Handicap - 1100m  
14 May 2025 - 13:10  
Track Rating: Soft 5, Weather: Overcast, Rail Position: +3m Entire



Section	Overall	1000m	800m	600m	400m	200m							
Section Times	1:06.25 [7] (0:09.01)	0:57.24 [7] (0:11.00)	0:46.24 [8] (0:10.94)	0:35.30 [8] (0:11.12)	0:24.18 [8] (0:11.75)	0:12.43 [8] (0:12.43)							
Average Speed [km/h]	40.0	65.0	65.1	63.5	60.5	58.0							
Top Speed [km/h]	62.9	66.0	66.1	65.8	61.9	61.9							
Avg. Dist. to Rail [m]	1.2	1.9	3.6	4.5	3.2	1.5							
Avg. Stride Freq. [Hz]	2.3	2.5	2.5	2.5	2.5	2.4							
Avg. Stride Length [m]	4.7	7.0	7.3	7.1	6.8	6.8							





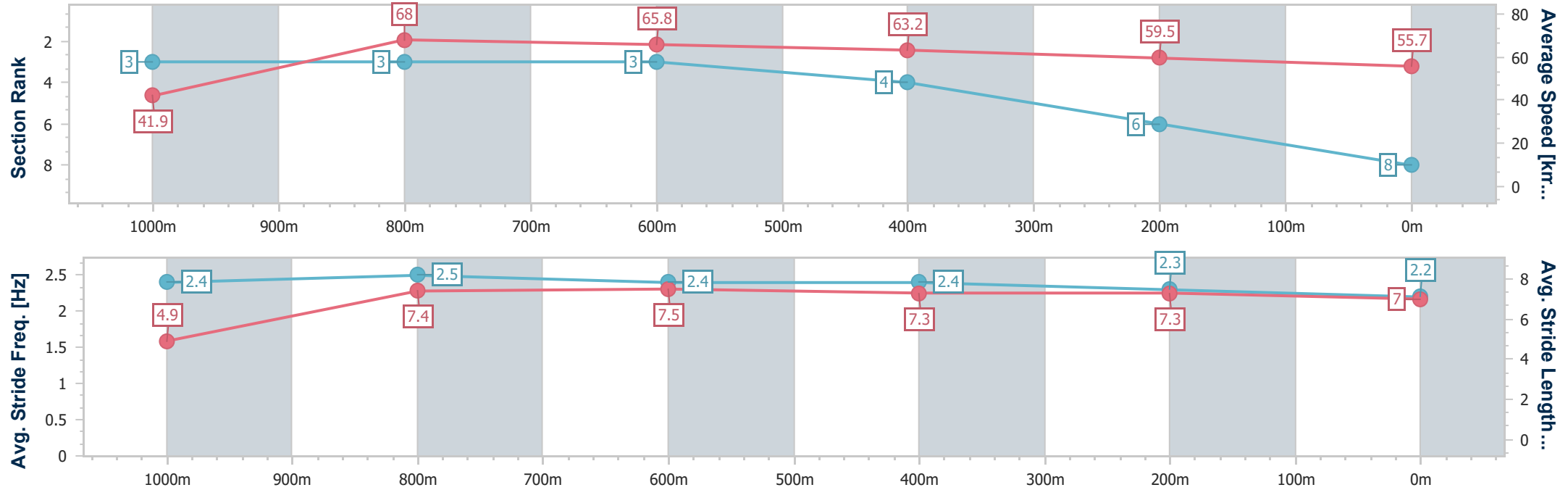
Horse/Jockey Name	Cat Call
Final Rank	8
Fastest Section Time (Section)	0:08.60 (Overall)
Top Speed [km/h] (Section)	70.0 (1000m)
Race State	Finished



IpswichProfessional  
Race 3: GORDON'S GIN QTIS Two-Year-Old Handicap - 1100m  
14 May 2025 - 13:10  
Track Rating: Soft 5, Weather: Overcast, Rail Position: +3m Entire



Section	Overall	1000m	800m	600m	400m	200m							
Section Times	1:06.57 [8] (0:08.60)	0:57.97 [3] (0:10.59)	0:47.38 [3] (0:10.90)	0:36.48 [3] (0:11.39)	0:25.09 [4] (0:12.15)	0:12.94 [6] (0:12.94)							
Average Speed [km/h]	41.9	68.0	65.8	63.2	59.5	55.7							
Top Speed [km/h]	64.9	70.0	67.8	64.5	60.8	58.3							
Avg. Dist. to Rail [m]	4.0	0.7	1.1	0.8	1.8	2.2							
Avg. Stride Freq. [Hz]	2.4	2.5	2.4	2.4	2.3	2.2							
Avg. Stride Length [m]	4.9	7.4	7.5	7.3	7.3	7.0							







# IpswichProfessional

## Race 4: BARRIER REEF POOLS Maiden Handicap - 1200m

14 May 2025 - 13:43



Track Rating: Soft 5, Weather: Overcast, Rail Position: +3m Entire

Section						Overall	1000m	800m	600m	400m	200m	Last 600m		
Field Times						1:11.27 (0:13.80)	0:57.47 (0:11.27)	0:46.20 (0:11.56)	0:34.64 (0:11.72)	0:22.92 (0:11.34)	0:11.58 (0:11.58)	0:34.64		
Rank	TAB	Horse/Jockey	Barrier	Top Speed [km/h]	Fastest Section							Margin	Distance Travelled [m]	
1	2	KING BOOM	6	66.6	0:11.14	1:11.27 [1]	0:57.34 [2]	0:46.20 [1]	0:34.64 [1]	0:22.92 [1]	0:11.58 [1]	1:11.27	0:34.64	
		Emily Lang		1000m	1000m	(0:13.93)	(0:11.14)	(0:11.56)	(0:11.72)	(0:11.34)	(0:11.58)			
2	12	AVIOR	4	65.5	0:11.22	1:11.38 [2]	0:57.22 [3]	0:46.00 [3]	0:34.52 [3]	0:22.84 [2]	0:11.48 [3]	0.6L	0:34.52	+4
		Sean Cormack		1000m	1000m	(0:14.16)	(0:11.22)	(0:11.48)	(0:11.68)	(0:11.36)	(0:11.48)			
3	3	SNITZOND	12	66.7	0:11.16	1:11.39 [3]	0:57.59 [1]	0:46.32 [2]	0:34.58 [2]	0:22.80 [3]	0:11.64 [2]	0.65L	0:34.58	-12
		Kyle Wilson-Taylor		1000m	400m	(0:13.80)	(0:11.27)	(0:11.74)	(0:11.78)	(0:11.16)	(0:11.64)			
4	10	PRIVATE EQUITY	11	65.4	0:11.31	1:11.77 [4]	0:57.60 [4]	0:46.26 [4]	0:34.54 [6]	0:22.97 [5]	0:11.66 [4]	2.94L	0:34.54	+2
		Noel Callow		1000m	400m	(0:14.17)	(0:11.34)	(0:11.72)	(0:11.57)	(0:11.31)	(0:11.66)			
5	6	EASY LOVE	7	65.1	0:11.30	1:11.88 [5]	0:57.30 [10]	0:45.88 [10]	0:34.28 [10]	0:22.65 [11]	0:11.30 [8]	3.54L	0:34.28	+8
		Ryan Maloney		200m	200m	(0:14.58)	(0:11.42)	(0:11.60)	(0:11.63)	(0:11.35)	(0:11.30)			
6	15	BOOTS WITH THE FUR	2	65.2	0:11.19	1:11.97 [6]	0:57.45 [8]	0:46.26 [7]	0:34.67 [7]	0:23.13 [7]	0:11.64 [5]	4.12L	0:34.67	+4
		Michael Rodd		1000m	1000m	(0:14.52)	(0:11.19)	(0:11.59)	(0:11.54)	(0:11.49)	(0:11.64)			
7	5	XTRA LA VITA	9	65.1	0:11.25	1:12.03 [7]	0:57.13 [12]	0:45.71 [12]	0:34.26 [12]	0:22.73 [12]	0:11.25 [11]	4.45L	0:34.26	-1
		Bailey Wheeler		200m	200m	(0:14.90)	(0:11.42)	(0:11.45)	(0:11.53)	(0:11.48)	(0:11.25)			
8	1	ALARMING	1	64.4	0:11.30	1:12.34 [8]	0:57.56 [11]	0:46.26 [11]	0:34.72 [11]	0:23.21 [9]	0:11.68 [10]	6.29L	0:34.72	-5
		Damien Thornton		1000m	1000m	(0:14.78)	(0:11.30)	(0:11.54)	(0:11.51)	(0:11.53)	(0:11.68)			
9	4	POROTO	3	65.6	0:11.30	1:12.35 [9]	0:57.98 [6]	0:46.68 [6]	0:35.14 [5]	0:23.60 [4]	0:11.99 [6]	6.3L	0:35.14	+7
		Jag Guthmann-Chester		1000m	1000m	(0:14.37)	(0:11.30)	(0:11.54)	(0:11.54)	(0:11.61)	(0:11.99)			
10	14	FLASH DRIVE	5	65.1	0:11.34	1:12.35 [10]	0:57.83 [9]	0:46.49 [9]	0:34.89 [9]	0:23.22 [10]	0:11.71 [9]	6.34L	0:34.89	+9
		Jake Bayliss		1000m	1000m	(0:14.52)	(0:11.34)	(0:11.60)	(0:11.67)	(0:11.51)	(0:11.71)			

Scratched: Miss Wanted (#9), For Better (#7), Happy Wins (#8)



# IpswichProfessional

## Race 4: BARRIER REEF POOLS Maiden Handicap - 1200m

14 May 2025 - 13:43



Track Rating: Soft 5, Weather: Overcast, Rail Position: +3m Entire

Section						Overall	1000m	800m	600m	400m	200m	Last 600m		
Field Times						1:11.27 (0:13.80)	0:57.47 (0:11.27)	0:46.20 (0:11.56)	0:34.64 (0:11.72)	0:22.92 (0:11.34)	0:11.58 (0:11.58)	0:34.64		
Rank	TAB	Horse/Jockey	Barrier	Top Speed [km/h]	Fastest Section							Margin		Distance Travelled [m]
11	11	IKUMA	8	65.8	0:11.22	1:12.50 [11]	0:58.14 [5]	0:46.92 [5]	0:35.47 [4]	0:23.69 [6]	0:11.96 [7]	7.18L	0:35.47	-22
		Angela Jones		1000m	1000m	(0:14.36)	(0:11.22)	(0:11.45)	(0:11.78)	(0:11.73)	(0:11.96)			
12	13	SUSPICIOUS LOVE	10	64.6	0:11.33	1:12.73 [12]	0:58.23 [7]	0:46.90 [8]	0:35.31 [8]	0:23.67 [8]	0:11.90 [12]	8.56L	0:35.31	+8
		Robbie Dolan		1000m	1000m	(0:14.50)	(0:11.33)	(0:11.59)	(0:11.64)	(0:11.77)	(0:11.90)			

Scratched: Miss Wanted (#9), For Better (#7), Happy Wins (#8)



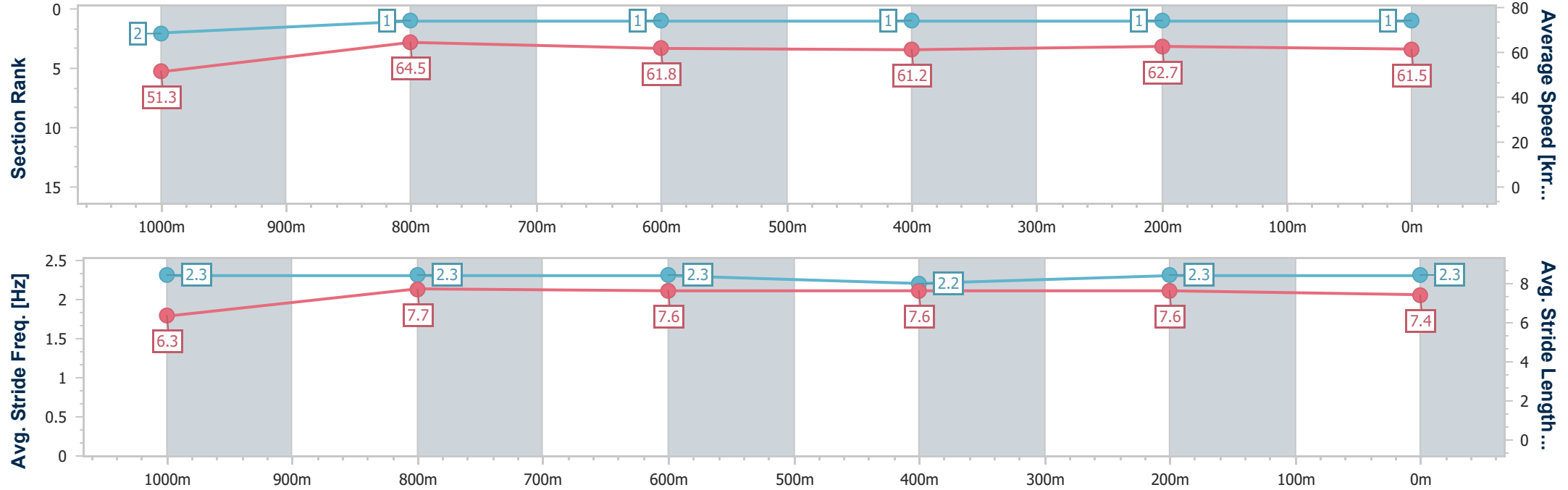
Horse/Jockey Name	King Boom
Final Rank	1
Fastest Section Time (Section)	0:11.14 (1000m)
Top Speed [km/h] (Section)	66.6 (1000m)
Race State	Finished



IpswichProfessional  
Race 4: BARRIER REEF POOLS Maiden Handicap - 1200m  
14 May 2025 - 13:43  
Track Rating: Soft 5, Weather: Overcast, Rail Position: +3m Entire



Section	Overall	1000m	800m	600m	400m	200m							
Section Times	1:11.27 [1] (0:13.93)	0:57.34 [2] (0:11.14)	0:46.20 [1] (0:11.56)	0:34.64 [1] (0:11.72)	0:22.92 [1] (0:11.34)	0:11.58 [1] (0:11.58)							
Average Speed [km/h]	51.3	64.5	61.8	61.2	62.7	61.5							
Top Speed [km/h]	62.9	66.6	65.2	62.9	64.2	64.4							
Avg. Dist. to Rail [m]	5.4	1.2	0.2	0.4	0.5	0.8							
Avg. Stride Freq. [Hz]	2.3	2.3	2.3	2.2	2.3	2.3							
Avg. Stride Length [m]	6.3	7.7	7.6	7.6	7.6	7.4							





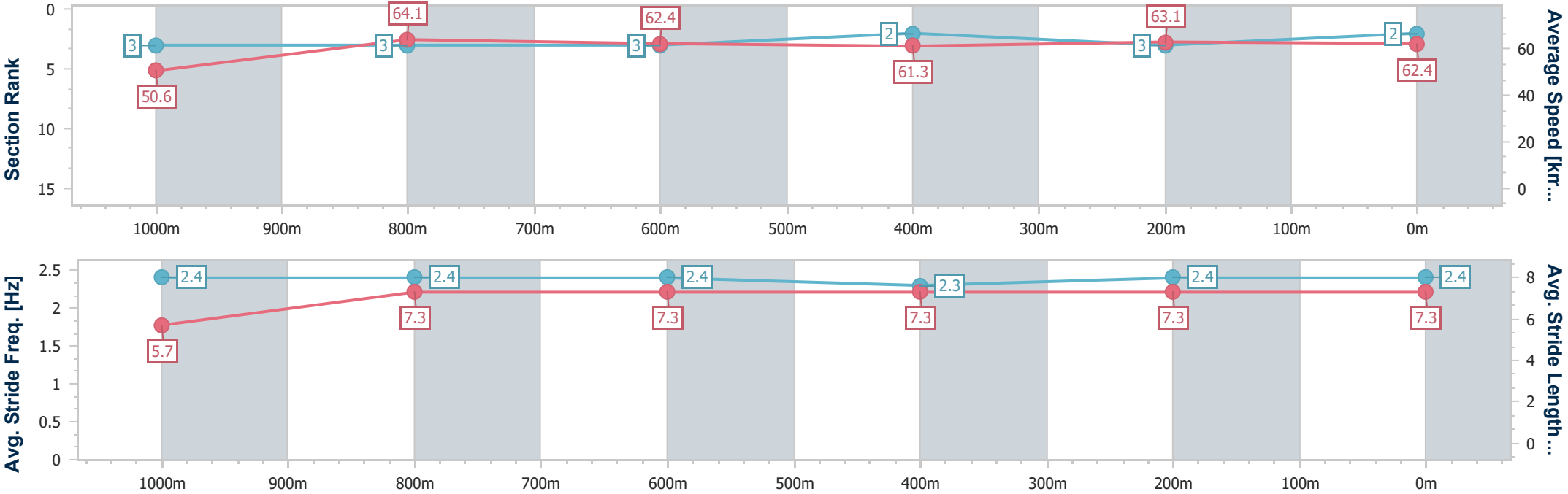
Horse/Jockey Name	Avior
Final Rank	2
Fastest Section Time (Section)	0:11.22 (1000m)
Top Speed [km/h] (Section)	65.5 (1000m)
Race State	Finished



IpswichProfessional  
Race 4: BARRIER REEF POOLS Maiden Handicap - 1200m  
14 May 2025 - 13:43  
Track Rating: Soft 5, Weather: Overcast, Rail Position: +3m Entire



Section	Overall	1000m	800m	600m	400m	200m							
Section Times	1:11.38 [2] (0:14.16)	0:57.22 [3] (0:11.22)	0:46.00 [3] (0:11.48)	0:34.52 [3] (0:11.68)	0:22.84 [2] (0:11.36)	0:11.48 [3] (0:11.48)							
Average Speed [km/h]	50.6	64.1	62.4	61.3	63.1	62.4							
Top Speed [km/h]	62.4	65.5	64.6	63.0	63.9	65.0							
Avg. Dist. to Rail [m]	3.5	0.7	1.1	1.3	1.1	2.2							
Avg. Stride Freq. [Hz]	2.4	2.4	2.4	2.3	2.4	2.4							
Avg. Stride Length [m]	5.7	7.3	7.3	7.3	7.3	7.3							





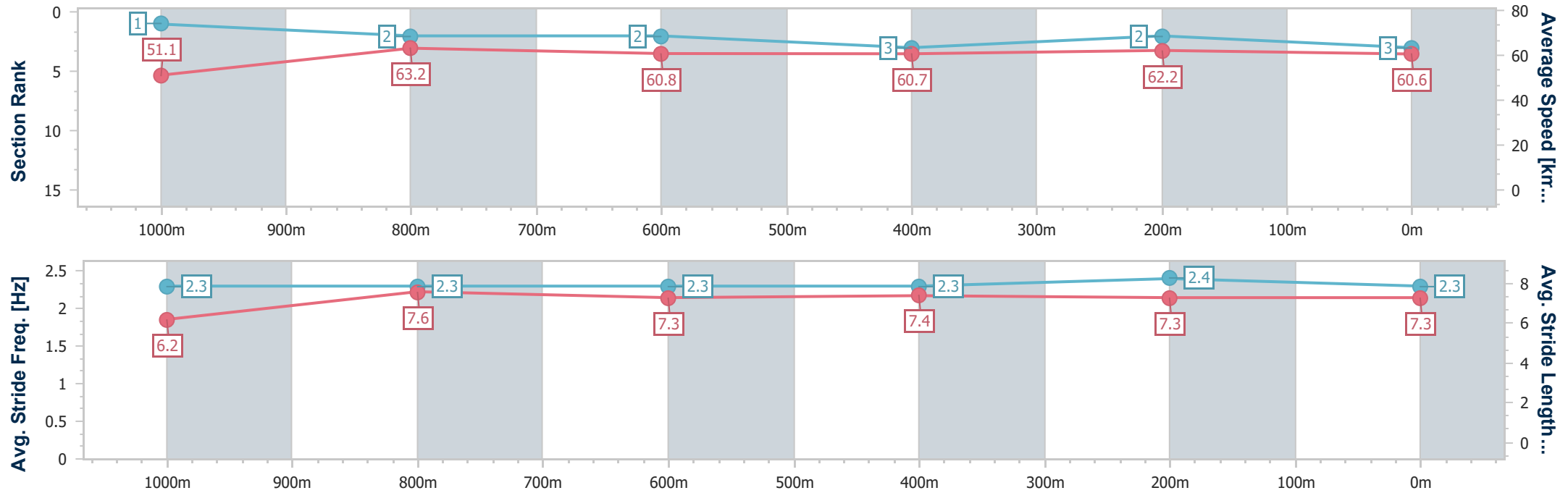
Horse/Jockey Name	Snitzond
Final Rank	3
Fastest Section Time (Section)	0:11.16 (400m)
Top Speed [km/h] (Section)	66.7 (1000m)
Race State	Finished



IpswichProfessional  
Race 4: BARRIER REEF POOLS Maiden Handicap - 1200m  
14 May 2025 - 13:43  
Track Rating: Soft 5, Weather: Overcast, Rail Position: +3m Entire



Section	Overall	1000m	800m	600m	400m	200m							
Section Times	1:11.39 [3] (0:13.80)	0:57.59 [1] (0:11.27)	0:46.32 [2] (0:11.74)	0:34.58 [2] (0:11.78)	0:22.80 [3] (0:11.16)	0:11.64 [2] (0:11.64)							
Average Speed [km/h]	51.1	63.2	60.8	60.7	62.2	60.6							
Top Speed [km/h]	63.8	66.7	64.3	61.7	63.7	64.4							
Avg. Dist. to Rail [m]	9.5	0.7	0.8	2.8	6.3	4.0							
Avg. Stride Freq. [Hz]	2.3	2.3	2.3	2.3	2.4	2.3							
Avg. Stride Length [m]	6.2	7.6	7.3	7.4	7.3	7.3							





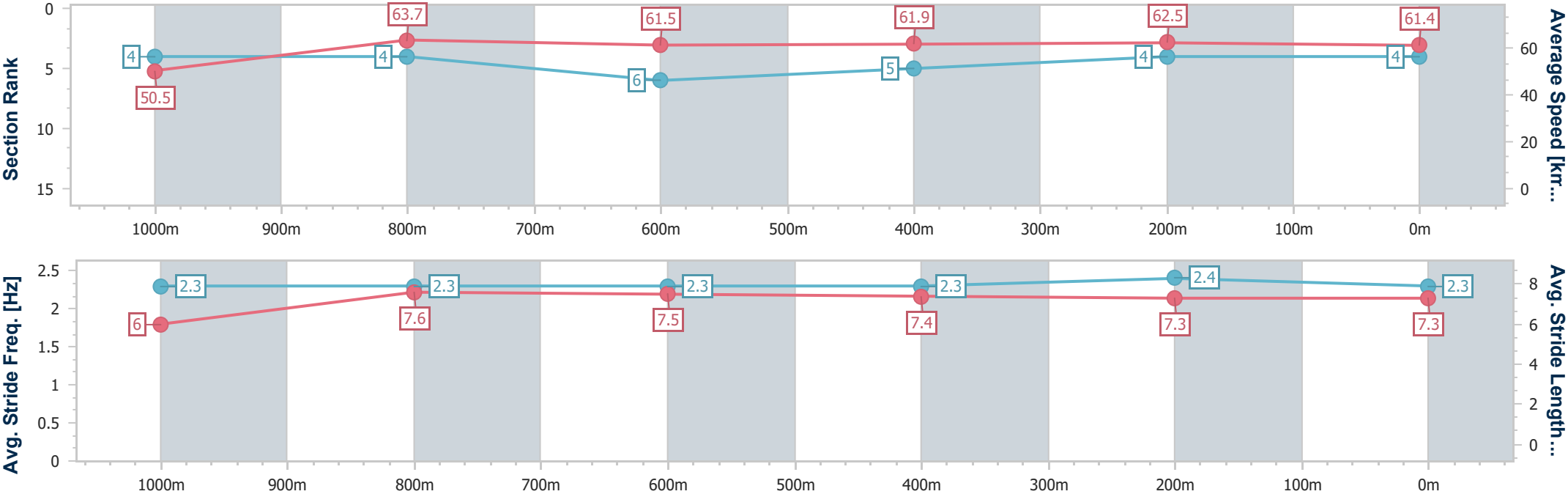
Horse/Jockey Name	Private Equity
Final Rank	4
Fastest Section Time (Section)	0:11.31 (400m)
Top Speed [km/h] (Section)	65.4 (1000m)
Race State	Finished



IpswichProfessional  
Race 4: BARRIER REEF POOLS Maiden Handicap - 1200m  
14 May 2025 - 13:43  
Track Rating: Soft 5, Weather: Overcast, Rail Position: +3m Entire



Section	Overall	1000m	800m	600m	400m	200m							
Section Times	1:11.77 [4] (0:14.17)	0:57.60 [4] (0:11.34)	0:46.26 [4] (0:11.72)	0:34.54 [6] (0:11.57)	0:22.97 [5] (0:11.31)	0:11.66 [4] (0:11.66)							
Average Speed [km/h]	50.5	63.7	61.5	61.9	62.5	61.4							
Top Speed [km/h]	62.1	65.4	64.2	62.6	63.6	63.8							
Avg. Dist. to Rail [m]	8.9	2.1	1.2	1.2	2.5	1.0							
Avg. Stride Freq. [Hz]	2.3	2.3	2.3	2.3	2.4	2.3							
Avg. Stride Length [m]	6.0	7.6	7.5	7.4	7.3	7.3							





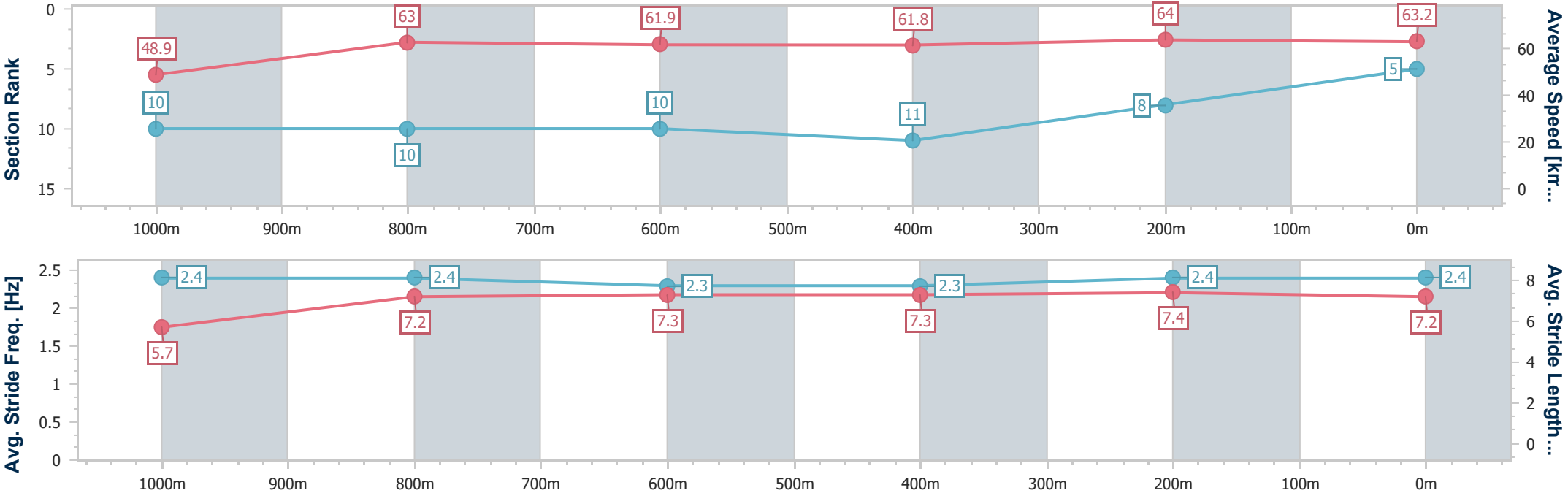
Horse/Jockey Name	Easy Love
Final Rank	5
Fastest Section Time (Section)	0:11.30 (200m)
Top Speed [km/h] (Section)	65.1 (200m)
Race State	Finished



IpswichProfessional  
Race 4: BARRIER REEF POOLS Maiden Handicap - 1200m  
14 May 2025 - 13:43  
Track Rating: Soft 5, Weather: Overcast, Rail Position: +3m Entire



Section	Overall	1000m	800m	600m	400m	200m								
Section Times	1:11.88 [5] (0:14.58)	0:57.30 [10] (0:11.42)	0:45.88 [10] (0:11.60)	0:34.28 [10] (0:11.63)	0:22.65 [11] (0:11.35)	0:11.30 [8] (0:11.30)								
Average Speed [km/h]	48.9	63.0	61.9	61.8	64.0	63.2								
Top Speed [km/h]	60.3	64.2	63.6	63.1	64.7	65.1								
Avg. Dist. to Rail [m]	6.1	1.7	0.9	0.5	1.9	5.1								
Avg. Stride Freq. [Hz]	2.4	2.4	2.3	2.3	2.4	2.4								
Avg. Stride Length [m]	5.7	7.2	7.3	7.3	7.4	7.2								





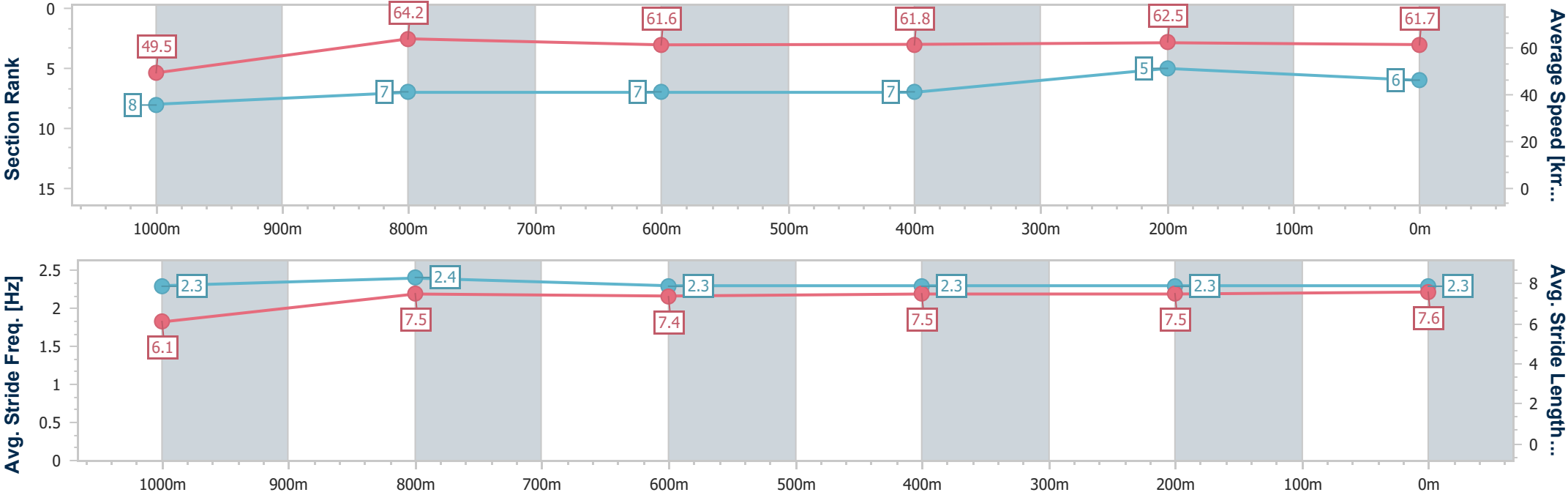
Horse/Jockey Name	Boots With The Fur
Final Rank	6
Fastest Section Time (Section)	0:11.19 (1000m)
Top Speed [km/h] (Section)	65.2 (1000m)
Race State	Finished



IpswichProfessional  
Race 4: BARRIER REEF POOLS Maiden Handicap - 1200m  
14 May 2025 - 13:43  
Track Rating: Soft 5, Weather: Overcast, Rail Position: +3m Entire



Section	Overall	1000m	800m	600m	400m	200m							
Section Times	1:11.97 [6] (0:14.52)	0:57.45 [8] (0:11.19)	0:46.26 [7] (0:11.59)	0:34.67 [7] (0:11.54)	0:23.13 [7] (0:11.49)	0:11.64 [5] (0:11.64)							
Average Speed [km/h]	49.5	64.2	61.6	61.8	62.5	61.7							
Top Speed [km/h]	60.9	65.2	64.8	62.6	63.2	63.5							
Avg. Dist. to Rail [m]	1.8	0.5	1.2	2.0	1.4	0.5							
Avg. Stride Freq. [Hz]	2.3	2.4	2.3	2.3	2.3	2.3							
Avg. Stride Length [m]	6.1	7.5	7.4	7.5	7.5	7.6							







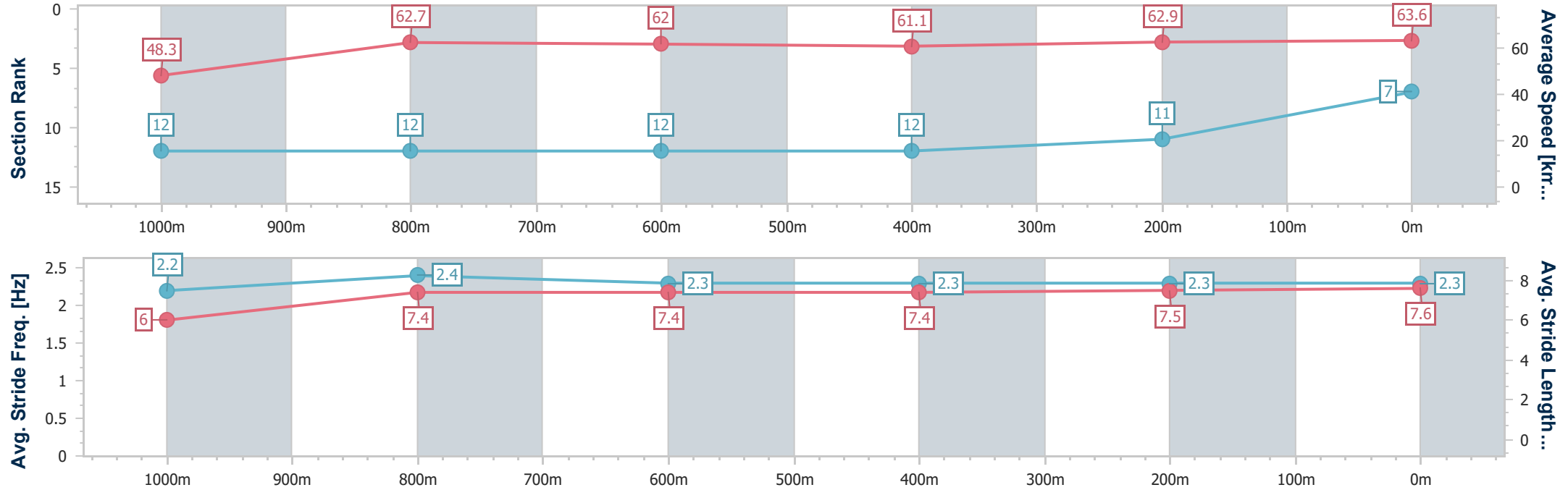
Horse/Jockey Name	Xtra La Vita
Final Rank	7
Fastest Section Time (Section)	0:11.25 (200m)
Top Speed [km/h] (Section)	65.1 (200m)
Race State	Finished



IpswichProfessional  
Race 4: BARRIER REEF POOLS Maiden Handicap - 1200m  
14 May 2025 - 13:43  
Track Rating: Soft 5, Weather: Overcast, Rail Position: +3m Entire



Section	Overall	1000m	800m	600m	400m	200m							
Section Times	1:12.03 [7] (0:14.90)	0:57.13 [12] (0:11.42)	0:45.71 [12] (0:11.45)	0:34.26 [12] (0:11.53)	0:22.73 [12] (0:11.48)	0:11.25 [11] (0:11.25)							
Average Speed [km/h]	48.3	62.7	62.0	61.1	62.9	63.6							
Top Speed [km/h]	59.3	64.1	63.5	63.8	63.8	65.1							
Avg. Dist. to Rail [m]	7.2	0.9	0.6	0.9	0.4	0.6							
Avg. Stride Freq. [Hz]	2.2	2.4	2.3	2.3	2.3	2.3							
Avg. Stride Length [m]	6.0	7.4	7.4	7.4	7.5	7.6							





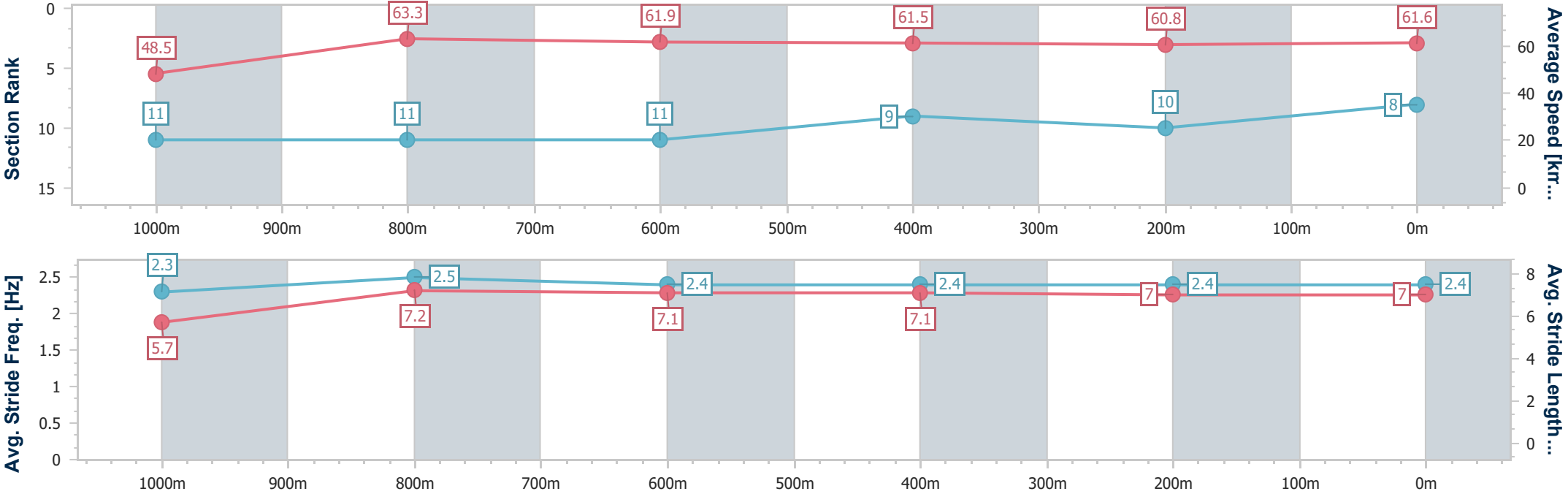
Horse/Jockey Name	Alarming
Final Rank	8
Fastest Section Time (Section)	0:11.30 (1000m)
Top Speed [km/h] (Section)	64.4 (1000m)
Race State	Finished



IpswichProfessional  
Race 4: BARRIER REEF POOLS Maiden Handicap - 1200m  
14 May 2025 - 13:43  
Track Rating: Soft 5, Weather: Overcast, Rail Position: +3m Entire



Section	Overall	1000m	800m	600m	400m	200m							
Section Times	1:12.34 [8] (0:14.78)	0:57.56 [11] (0:11.30)	0:46.26 [11] (0:11.54)	0:34.72 [11] (0:11.51)	0:23.21 [9] (0:11.53)	0:11.68 [10] (0:11.68)							
Average Speed [km/h]	48.5	63.3	61.9	61.5	60.8	61.6							
Top Speed [km/h]	59.8	64.4	64.3	63.0	62.7	63.4							
Avg. Dist. to Rail [m]	1.3	0.7	1.9	2.8	1.7	1.0							
Avg. Stride Freq. [Hz]	2.3	2.5	2.4	2.4	2.4	2.4							
Avg. Stride Length [m]	5.7	7.2	7.1	7.1	7.0	7.0							





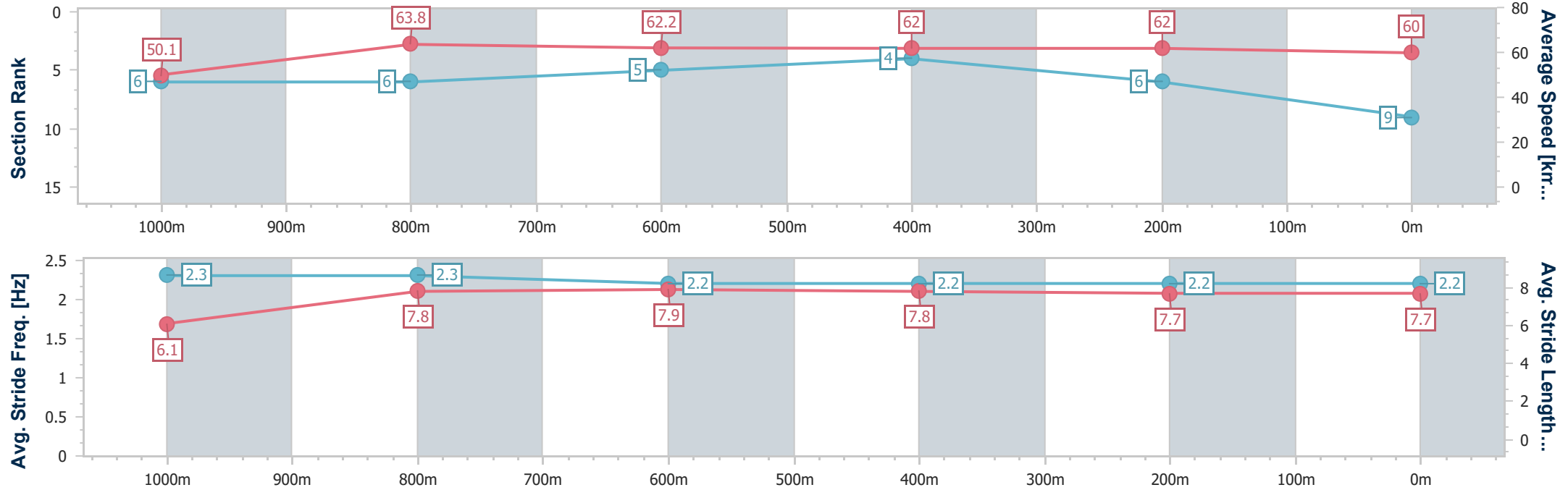
Horse/Jockey Name	Poroto
Final Rank	9
Fastest Section Time (Section)	0:11.30 (1000m)
Top Speed [km/h] (Section)	65.6 (1000m)
Race State	Finished



IpswichProfessional  
Race 4: BARRIER REEF POOLS Maiden Handicap - 1200m  
14 May 2025 - 13:43  
Track Rating: Soft 5, Weather: Overcast, Rail Position: +3m Entire



Section	Overall	1000m	800m	600m	400m	200m							
Section Times	1:12.35 [9] (0:14.37)	0:57.98 [6] (0:11.30)	0:46.68 [6] (0:11.54)	0:35.14 [5] (0:11.54)	0:23.60 [4] (0:11.61)	0:11.99 [6] (0:11.99)							
Average Speed [km/h]	50.1	63.8	62.2	62.0	62.0	60.0							
Top Speed [km/h]	61.7	65.6	63.9	63.0	62.9	62.6							
Avg. Dist. to Rail [m]	2.6	0.7	0.7	0.9	1.0	2.7							
Avg. Stride Freq. [Hz]	2.3	2.3	2.2	2.2	2.2	2.2							
Avg. Stride Length [m]	6.1	7.8	7.9	7.8	7.7	7.7							





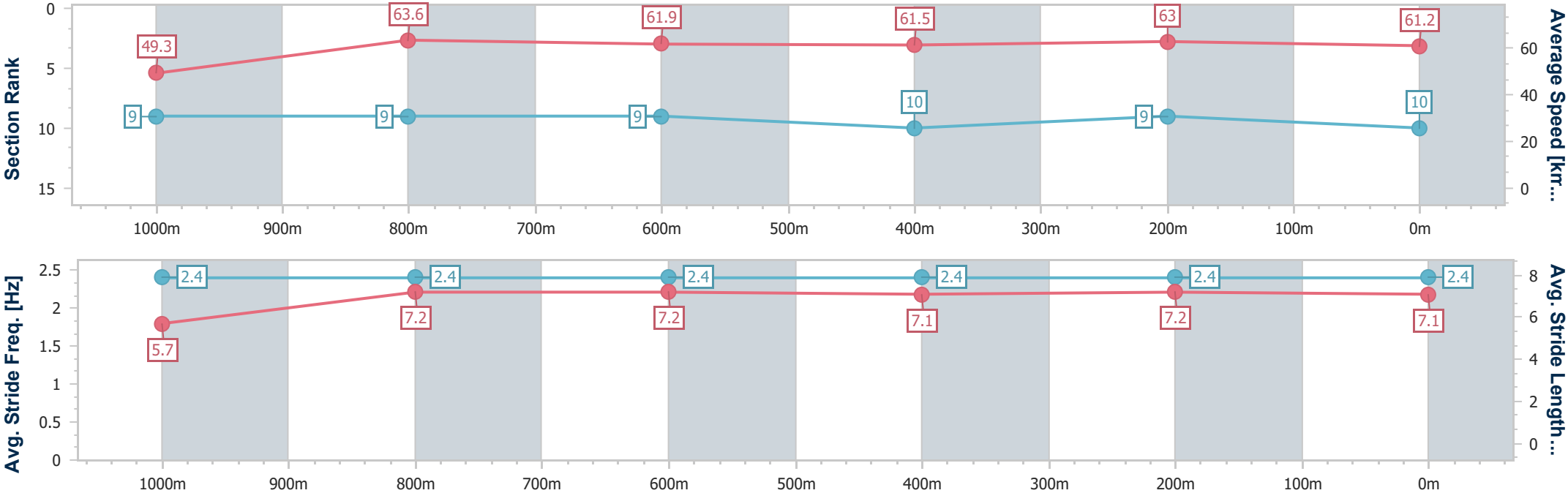
Horse/Jockey Name	Flash Drive
Final Rank	10
Fastest Section Time (Section)	0:11.34 (1000m)
Top Speed [km/h] (Section)	65.1 (1000m)
Race State	Finished



IpswichProfessional  
Race 4: BARRIER REEF POOLS Maiden Handicap - 1200m  
14 May 2025 - 13:43  
Track Rating: Soft 5, Weather: Overcast, Rail Position: +3m Entire



Section	Overall	1000m	800m	600m	400m	200m							
Section Times	1:12.35 [10] (0:14.52)	0:57.83 [9] (0:11.34)	0:46.49 [9] (0:11.60)	0:34.89 [9] (0:11.67)	0:23.22 [10] (0:11.51)	0:11.71 [9] (0:11.71)							
Average Speed [km/h]	49.3	63.6	61.9	61.5	63.0	61.2							
Top Speed [km/h]	60.4	65.1	63.9	62.8	63.1	63.1							
Avg. Dist. to Rail [m]	4.2	0.9	0.7	1.0	1.1	1.8							
Avg. Stride Freq. [Hz]	2.4	2.4	2.4	2.4	2.4	2.4							
Avg. Stride Length [m]	5.7	7.2	7.2	7.1	7.2	7.1							





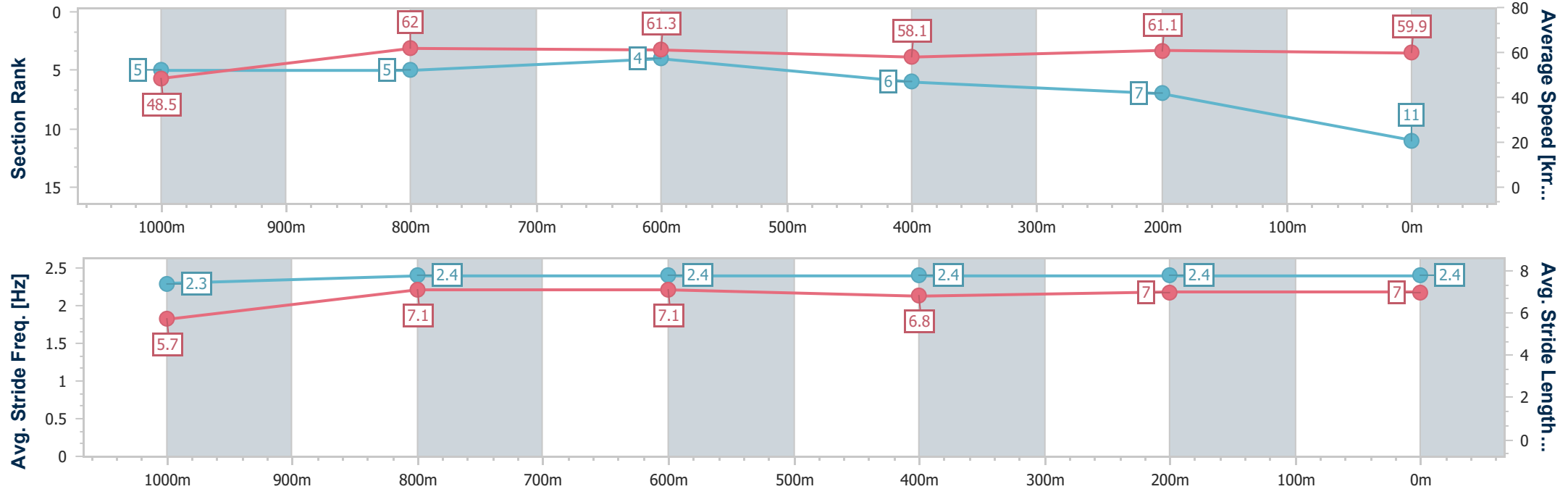
Horse/Jockey Name	Ikuma
Final Rank	11
Fastest Section Time (Section)	0:11.22 (1000m)
Top Speed [km/h] (Section)	65.8 (1000m)
Race State	Finished



IpswichProfessional  
Race 4: BARRIER REEF POOLS Maiden Handicap - 1200m  
14 May 2025 - 13:43  
Track Rating: Soft 5, Weather: Overcast, Rail Position: +3m Entire



Section	Overall	1000m	800m	600m	400m	200m							
Section Times	1:12.50 [11] (0:14.36)	0:58.14 [5] (0:11.22)	0:46.92 [5] (0:11.45)	0:35.47 [4] (0:11.78)	0:23.69 [6] (0:11.73)	0:11.96 [7] (0:11.96)							
Average Speed [km/h]	48.5	62.0	61.3	58.1	61.1	59.9							
Top Speed [km/h]	61.1	65.8	64.9	63.7	62.4	62.5							
Avg. Dist. to Rail [m]	6.7	1.7	0.4	0.3	2.0	4.4							
Avg. Stride Freq. [Hz]	2.3	2.4	2.4	2.4	2.4	2.4							
Avg. Stride Length [m]	5.7	7.1	7.1	6.8	7.0	7.0							





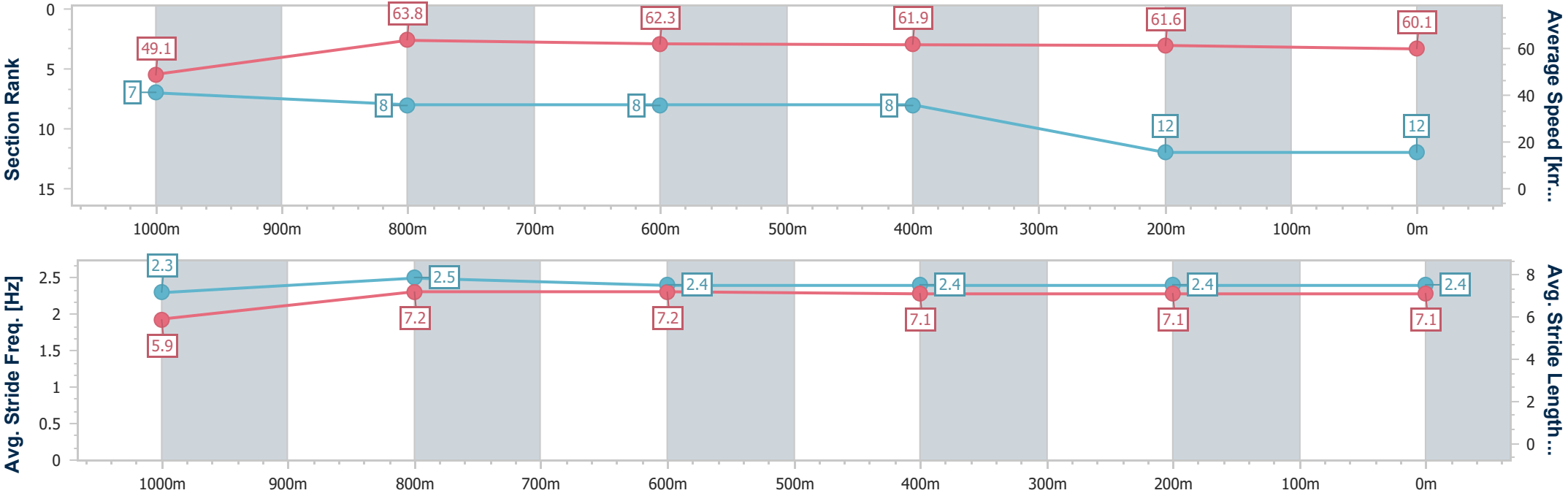
Horse/Jockey Name	Suspicious Love
Final Rank	12
Fastest Section Time (Section)	0:11.33 (1000m)
Top Speed [km/h] (Section)	64.6 (1000m)
Race State	Finished



IpswichProfessional  
Race 4: BARRIER REEF POOLS Maiden Handicap - 1200m  
14 May 2025 - 13:43  
Track Rating: Soft 5, Weather: Overcast, Rail Position: +3m Entire



Section	Overall	1000m	800m	600m	400m	200m							
Section Times	1:12.73 [12] (0:14.50)	0:58.23 [7] (0:11.33)	0:46.90 [8] (0:11.59)	0:35.31 [8] (0:11.64)	0:23.67 [8] (0:11.77)	0:11.90 [12] (0:11.90)							
Average Speed [km/h]	49.1	63.8	62.3	61.9	61.6	60.1							
Top Speed [km/h]	60.7	64.6	64.4	63.1	62.9	63.5							
Avg. Dist. to Rail [m]	7.6	2.4	1.0	0.8	2.2	3.5							
Avg. Stride Freq. [Hz]	2.3	2.5	2.4	2.4	2.4	2.4							
Avg. Stride Length [m]	5.9	7.2	7.2	7.1	7.1	7.1							





# IpswichProfessional

## Race 5: SCHWEPPE'S BENCHMARK 68 Handicap - 1500m

14 May 2025 - 14:19



Track Rating: Soft 5, Weather: Overcast, Rail Position: +3m Entire

Section						Overall	1400m	1200m	1000m	800m	600m	400m	Last 600m	
Field Times						1:32.25 (0:09.07)	1:23.18 (0:11.48)	1:11.70 (0:12.07)	0:59.63 (0:12.21)	0:47.42 (0:11.98)	0:35.44 (0:11.66)	0:23.78 (0:11.73)	0:35.44	
Rank	TAB	Horse/Jockey	Barrier	Top Speed [km/h]	Fastest Section									Distance Travelled [m]
1	4	NEW JOY	7	65.1	0:09.10	1:32.25 [1]	1:23.15 [2]	1:11.70 [1]	0:59.63 [1]	0:47.42 [1]	0:35.44 [1]	0:23.78 [1]	0:35.44	
		Emily Lang		1400m	Overall	(0:09.10)	(0:11.45)	(0:12.07)	(0:12.21)	(0:11.98)	(0:11.66)	(0:11.73)		
2	2	TWYFORD	4	63.3	0:09.31	1:32.39 [2]	1:23.08 [4]	1:11.11 [4]	0:59.17 [4]	0:47.10 [3]	0:35.24 [4]	0:23.50 [5]	0:35.24	+2
		Adin Thompson		400m	Overall	(0:09.31)	(0:11.97)	(0:11.94)	(0:12.07)	(0:11.86)	(0:11.74)	(0:11.57)		
3	1	QUOTHQUAN	3	62.7	0:09.47	1:32.42 [3]	1:22.95 [7]	1:10.99 [6]	0:58.97 [6]	0:46.86 [6]	0:35.20 [6]	0:23.56 [4]	0:35.20	+6
		Cobi Vitler		600m	Overall	(0:09.47)	(0:11.96)	(0:12.02)	(0:12.11)	(0:11.66)	(0:11.64)	(0:11.69)		
4	7	RASHFORD	2	62.4	0:09.46	1:32.82 [4]	1:23.36 [6]	1:11.30 [7]	0:59.34 [7]	0:47.23 [7]	0:35.42 [7]	0:23.71 [8]	0:35.42	+1
		Tahlia Fenlon		400m	Overall	(0:09.46)	(0:12.06)	(0:11.96)	(0:12.11)	(0:11.81)	(0:11.71)	(0:11.78)		
5	10	FEARLESS THINKING	6	62.4	0:09.18	1:32.88 [5]	1:23.70 [3]	1:11.95 [3]	0:59.81 [3]	0:47.58 [4]	0:35.86 [3]	0:24.09 [3]	0:35.86	+6
		Tiffani Brooker		800m	Overall	(0:09.18)	(0:11.75)	(0:12.14)	(0:12.23)	(0:11.72)	(0:11.77)	(0:11.90)		
6	6	SPEED MAP	5	62.1	0:09.07	1:32.90 [6]	1:23.83 [1]	1:12.05 [2]	1:00.07 [2]	0:47.89 [2]	0:36.07 [2]	0:24.39 [2]	0:36.07	-7
		Jake Bayliss		600m	Overall	(0:09.07)	(0:11.78)	(0:11.98)	(0:12.18)	(0:11.82)	(0:11.68)	(0:11.93)		
7	8	BITOFTHEBLARNEY	9	63.4	0:09.59	1:33.06 [7]	1:23.47 [8]	1:11.38 [8]	0:59.28 [8]	0:47.20 [8]	0:35.64 [8]	0:24.03 [7]	0:35.64	+4
		Ron Stewart		800m	Overall	(0:09.59)	(0:12.09)	(0:12.10)	(0:12.08)	(0:11.56)	(0:11.61)	(0:11.67)		
8	5	TOO HARD TO REFUSE	1	61.0	0:09.34	1:33.11 [8]	1:23.77 [5]	1:11.82 [5]	0:59.85 [5]	0:47.78 [5]	0:35.94 [5]	0:24.09 [6]	0:35.94	-2
		Cody Collis		1400m	Overall	(0:09.34)	(0:11.95)	(0:11.97)	(0:12.07)	(0:11.84)	(0:11.85)	(0:11.93)		
9	3	HALLSIDE MARTINI	8	64.3	0:09.99	1:33.38 [9]	1:23.39 [9]	1:11.42 [9]	0:59.29 [9]	0:47.21 [9]	0:35.60 [9]	0:24.09 [9]	0:35.60	+5
		Justin Huxtable		600m	Overall	(0:09.99)	(0:11.97)	(0:12.13)	(0:12.08)	(0:11.61)	(0:11.51)	(0:11.72)		

Scratched: Monte Outlander (#9)



# IpswichProfessional

## Race 5: SCHWEPPE'S BENCHMARK 68 Handicap - 1500m

14 May 2025 - 14:19



Track Rating: Soft 5, Weather: Overcast, Rail Position: +3m Entire

Section Field Times				200m 0:12.05 (0:12.05)				Last 600m 0:35.44	
Rank	TAB	Horse/Jockey	Barrier	Top Speed [km/h]	Fastest Section	Margin		Distance Travelled [m]	
1	4	NEW JOY	7	65.1	0:09.10	0:12.05 [1]	1:32.25	0:35.44	
		Emily Lang		1400m	Overall	(0:12.05)			
2	2	TWYFORD	4	63.3	0:09.31	0:11.93 [3]	0.79L	0:35.24	+2
		Adin Thompson		400m	Overall	(0:11.93)			
3	1	QUOTHQUAN	3	62.7	0:09.47	0:11.87 [4]	1L	0:35.20	+6
		Cobi Vitler		600m	Overall	(0:11.87)			
4	7	RASHFORD	2	62.4	0:09.46	0:11.93 [7]	3.35L	0:35.42	+1
		Tahlia Fenlon		400m	Overall	(0:11.93)			
5	10	FEARLESS THINKING	6	62.4	0:09.18	0:12.19 [5]	3.66L	0:35.86	+6
		Tiffani Brooker		800m	Overall	(0:12.19)			
6	6	SPEED MAP	5	62.1	0:09.07	0:12.46 [2]	3.82L	0:36.07	-7
		Jake Bayliss		600m	Overall	(0:12.46)			
7	8	BITOFTHEBLARNEY	9	63.4	0:09.59	0:12.36 [6]	4.75L	0:35.64	+4
		Ron Stewart		800m	Overall	(0:12.36)			
8	5	TOO HARD TO REFUSE	1	61.0	0:09.34	0:12.16 [8]	5.02L	0:35.94	-2
		Cody Collis		1400m	Overall	(0:12.16)			
9	3	HALLSIDE MARTINI	8	64.3	0:09.99	0:12.37 [9]	6.64L	0:35.60	+5
		Justin Huxtable		600m	Overall	(0:12.37)			

Scratched: Monte Outlander (#9)





Horse/Jockey Name	New Joy
Final Rank	1
Fastest Section Time (Section)	0:09.10 (Overall)
Top Speed [km/h] (Section)	65.1 (1400m)
Race State	Finished



IpswichProfessional

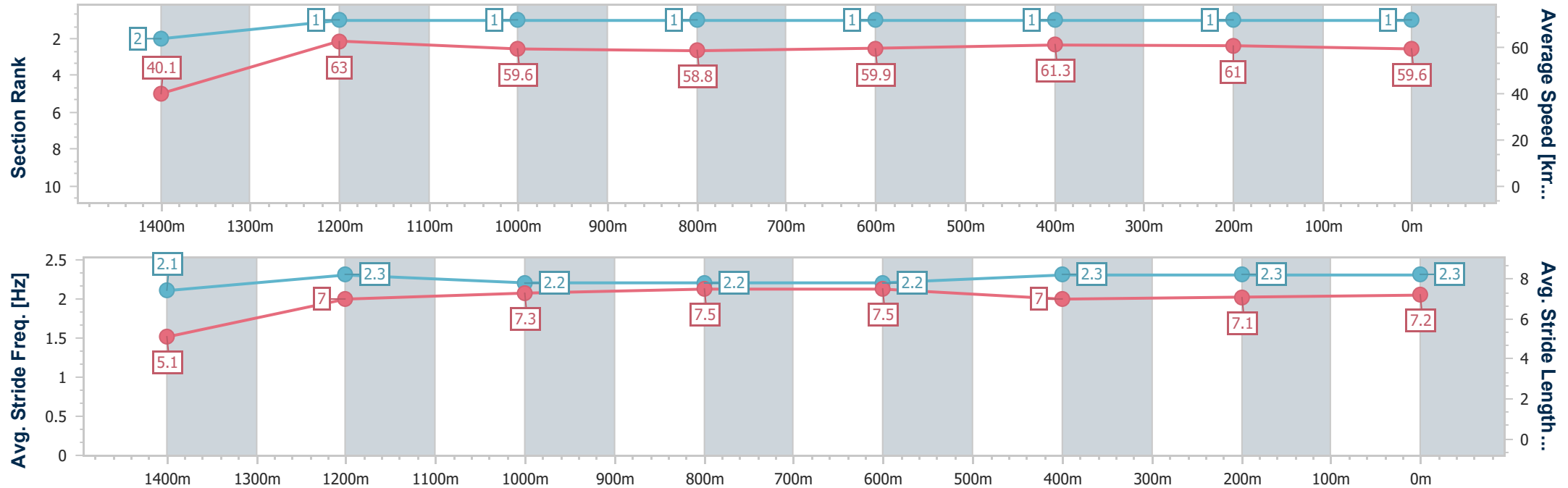
Race 5: SCHWEPPE'S BENCHMARK 68 Handicap - 1500m

14 May 2025 - 14:19

Track Rating: Soft 5, Weather: Overcast, Rail Position: +3m Entire



Section	Overall	1400m	1200m	1000m	800m	600m	400m	200m					
Section Times	1:32.25 [1] (0:09.10)	1:23.15 [2] (0:11.45)	1:11.70 [1] (0:12.07)	0:59.63 [1] (0:12.21)	0:47.42 [1] (0:11.98)	0:35.44 [1] (0:11.66)	0:23.78 [1] (0:11.73)	0:12.05 [1] (0:12.05)					
Average Speed [km/h]	40.1	63.0	59.6	58.8	59.9	61.3	61.0	59.6					
Top Speed [km/h]	64.9	65.1	60.9	59.4	61.3	61.9	61.4	61.3					
Avg. Dist. to Rail [m]	5.8	1.8	0.5	0.4	0.9	1.4	1.6	0.9					
Avg. Stride Freq. [Hz]	2.1	2.3	2.2	2.2	2.2	2.3	2.3	2.3					
Avg. Stride Length [m]	5.1	7.0	7.3	7.5	7.5	7.0	7.1	7.2					





Horse/Jockey Name	Twyford
Final Rank	2
Fastest Section Time (Section)	0:09.31 (Overall)
Top Speed [km/h] (Section)	63.3 (400m)
Race State	Finished



IpswichProfessional

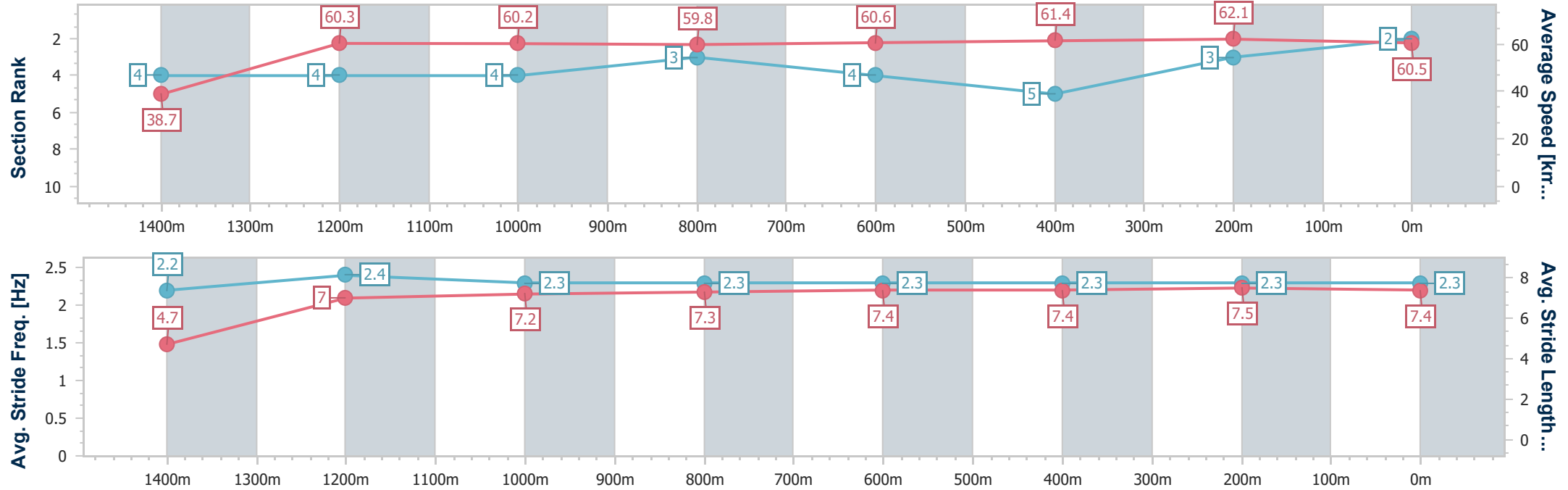
Race 5: SCHWEPPE'S BENCHMARK 68 Handicap - 1500m

14 May 2025 - 14:19

Track Rating: Soft 5, Weather: Overcast, Rail Position: +3m Entire



Section	Overall	1400m	1200m	1000m	800m	600m	400m	200m					
Section Times	1:32.39 [2] (0:09.31)	1:23.08 [4] (0:11.97)	1:11.11 [4] (0:11.94)	0:59.17 [4] (0:12.07)	0:47.10 [3] (0:11.86)	0:35.24 [4] (0:11.74)	0:23.50 [5] (0:11.57)	0:11.93 [3] (0:11.93)					
Average Speed [km/h]	38.7	60.3	60.2	59.8	60.6	61.4	62.1	60.5					
Top Speed [km/h]	56.3	61.4	61.4	60.7	61.5	62.3	63.3	62.5					
Avg. Dist. to Rail [m]	2.6	0.3	0.2	0.3	0.2	1.1	1.0	0.3					
Avg. Stride Freq. [Hz]	2.2	2.4	2.3	2.3	2.3	2.3	2.3	2.3					
Avg. Stride Length [m]	4.7	7.0	7.2	7.3	7.4	7.4	7.5	7.4					





Horse/Jockey Name	Quothquan
Final Rank	3
Fastest Section Time (Section)	0:09.47 (Overall)
Top Speed [km/h] (Section)	62.7 (600m)
Race State	Finished



IpswichProfessional

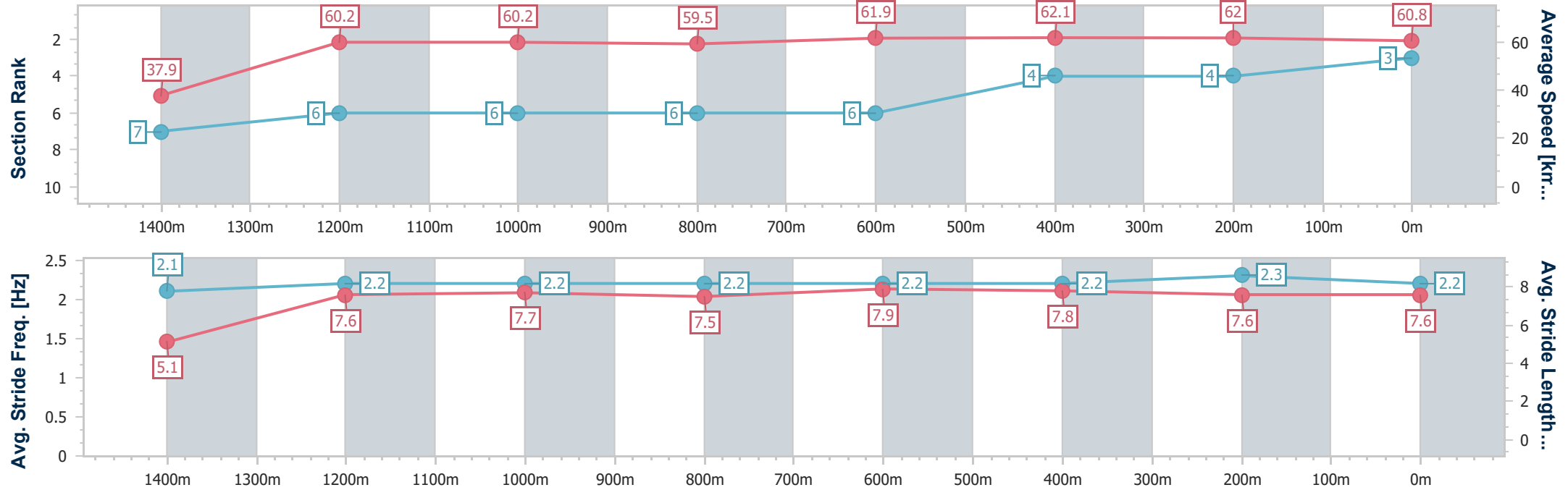
Race 5: SCHWEPPE'S BENCHMARK 68 Handicap - 1500m

14 May 2025 - 14:19

Track Rating: Soft 5, Weather: Overcast, Rail Position: +3m Entire



Section	Overall	1400m	1200m	1000m	800m	600m	400m	200m					
Section Times	1:32.42 [3] (0:09.47)	1:22.95 [7] (0:11.96)	1:10.99 [6] (0:12.02)	0:58.97 [6] (0:12.11)	0:46.86 [6] (0:11.66)	0:35.20 [6] (0:11.64)	0:23.56 [4] (0:11.69)	0:11.87 [4] (0:11.87)					
Average Speed [km/h]	37.9	60.2	60.2	59.5	61.9	62.1	62.0	60.8					
Top Speed [km/h]	59.7	61.0	61.2	61.2	62.3	62.7	62.3	61.7					
Avg. Dist. to Rail [m]	2.5	0.4	0.3	0.9	0.6	1.2	2.0	3.3					
Avg. Stride Freq. [Hz]	2.1	2.2	2.2	2.2	2.2	2.2	2.3	2.2					
Avg. Stride Length [m]	5.1	7.6	7.7	7.5	7.9	7.8	7.6	7.6					



- [ ] Ranking at each section and finish
- .-.- No data available at this section
- NA No data available



Horse/Jockey Name	Rashford
Final Rank	4
Fastest Section Time (Section)	0:09.46 (Overall)
Top Speed [km/h] (Section)	62.4 (400m)
Race State	Finished



IpswichProfessional

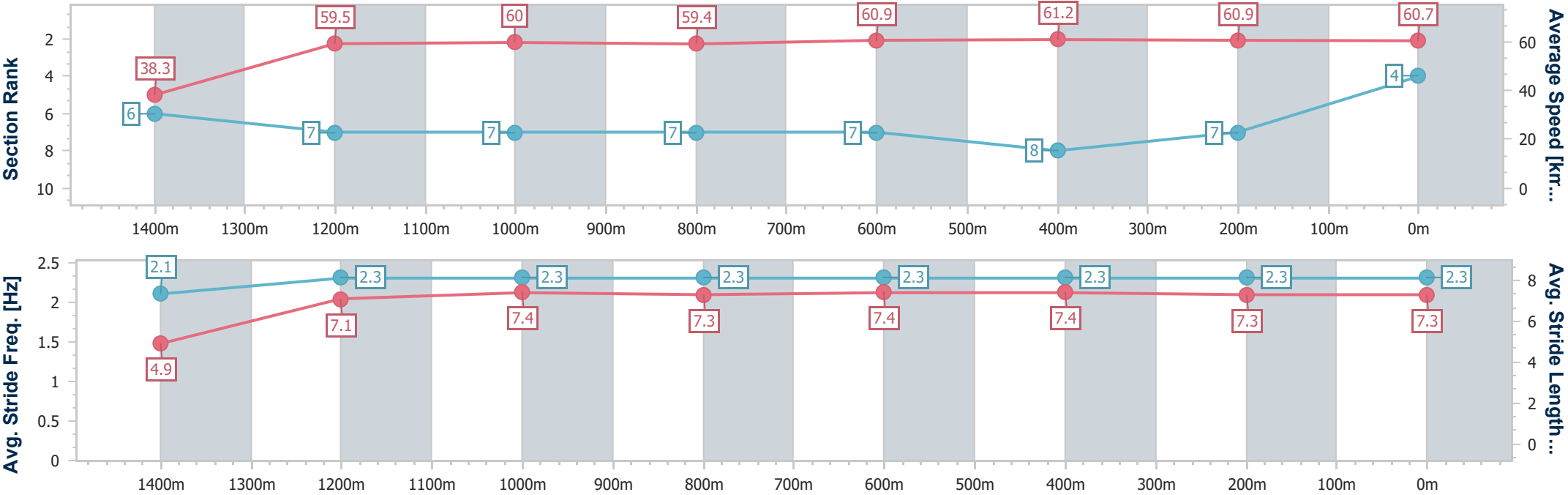
Race 5: SCHWEPPE'S BENCHMARK 68 Handicap - 1500m

14 May 2025 - 14:19

Track Rating: Soft 5, Weather: Overcast, Rail Position: +3m Entire



Section	Overall	1400m	1200m	1000m	800m	600m	400m	200m					
Section Times	1:32.82 [4] (0:09.46)	1:23.36 [6] (0:12.06)	1:11.30 [7] (0:11.96)	0:59.34 [7] (0:12.11)	0:47.23 [7] (0:11.81)	0:35.42 [7] (0:11.71)	0:23.71 [8] (0:11.78)	0:11.93 [7] (0:11.93)					
Average Speed [km/h]	38.3	59.5	60.0	59.4	60.9	61.2	60.9	60.7					
Top Speed [km/h]	57.8	61.0	61.0	60.6	61.4	62.0	62.4	62.3					
Avg. Dist. to Rail [m]	1.8	0.5	0.3	0.5	0.9	0.6	1.1	4.5					
Avg. Stride Freq. [Hz]	2.1	2.3	2.3	2.3	2.3	2.3	2.3	2.3					
Avg. Stride Length [m]	4.9	7.1	7.4	7.3	7.4	7.4	7.3	7.3					



- [ ] Ranking at each section and finish
- .-.- No data available at this section
- NA No data available



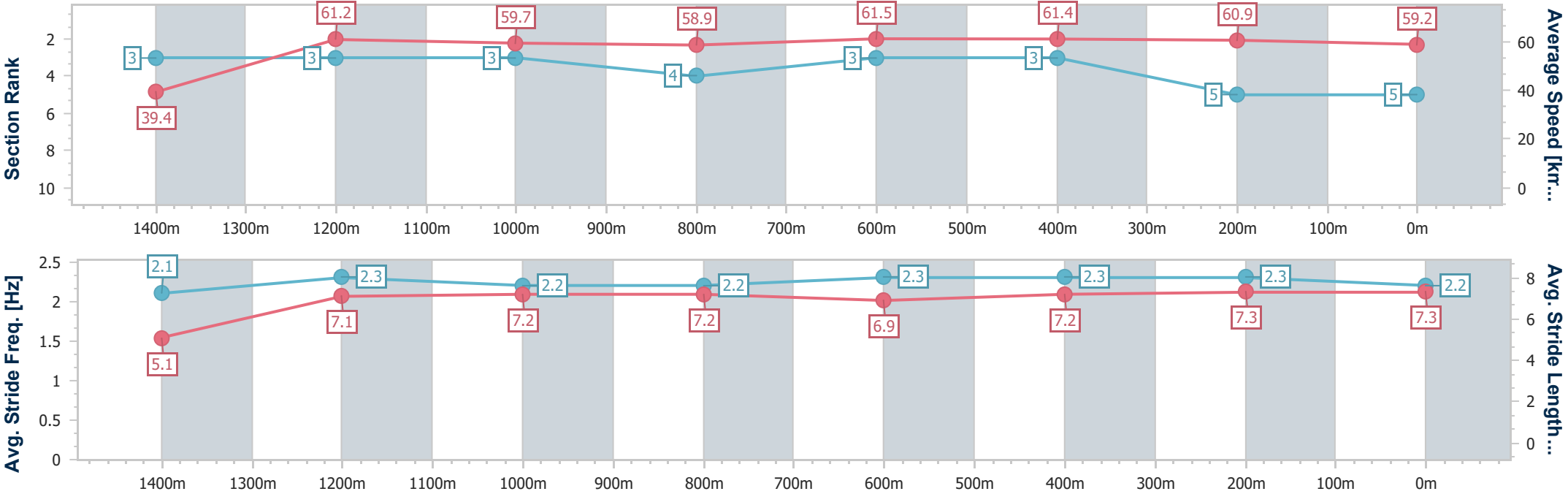
Horse/Jockey Name	Fearless Thinking
Final Rank	5
Fastest Section Time (Section)	0:09.18 (Overall)
Top Speed [km/h] (Section)	62.4 (800m)
Race State	Finished



IpswichProfessional  
Race 5: SCHWEPPE'S BENCHMARK 68 Handicap - 1500m  
14 May 2025 - 14:19  
Track Rating: Soft 5, Weather: Overcast, Rail Position: +3m Entire



Section	Overall	1400m	1200m	1000m	800m	600m	400m	200m					
Section Times	1:32.88 [5] (0:09.18)	1:23.70 [3] (0:11.75)	1:11.95 [3] (0:12.14)	0:59.81 [3] (0:12.23)	0:47.58 [4] (0:11.72)	0:35.86 [3] (0:11.77)	0:24.09 [3] (0:11.90)	0:12.19 [5] (0:12.19)					
Average Speed [km/h]	39.4	61.2	59.7	58.9	61.5	61.4	60.9	59.2					
Top Speed [km/h]	60.4	61.9	61.4	59.5	62.4	62.0	61.5	60.4					
Avg. Dist. to Rail [m]	4.7	0.6	0.6	0.6	0.8	0.9	2.5	3.8					
Avg. Stride Freq. [Hz]	2.1	2.3	2.2	2.2	2.3	2.3	2.3	2.2					
Avg. Stride Length [m]	5.1	7.1	7.2	7.2	6.9	7.2	7.3	7.3					





Horse/Jockey Name	Speed Map
Final Rank	6
Fastest Section Time (Section)	0:09.07 (Overall)
Top Speed [km/h] (Section)	62.1 (600m)
Race State	Finished



IpswichProfessional

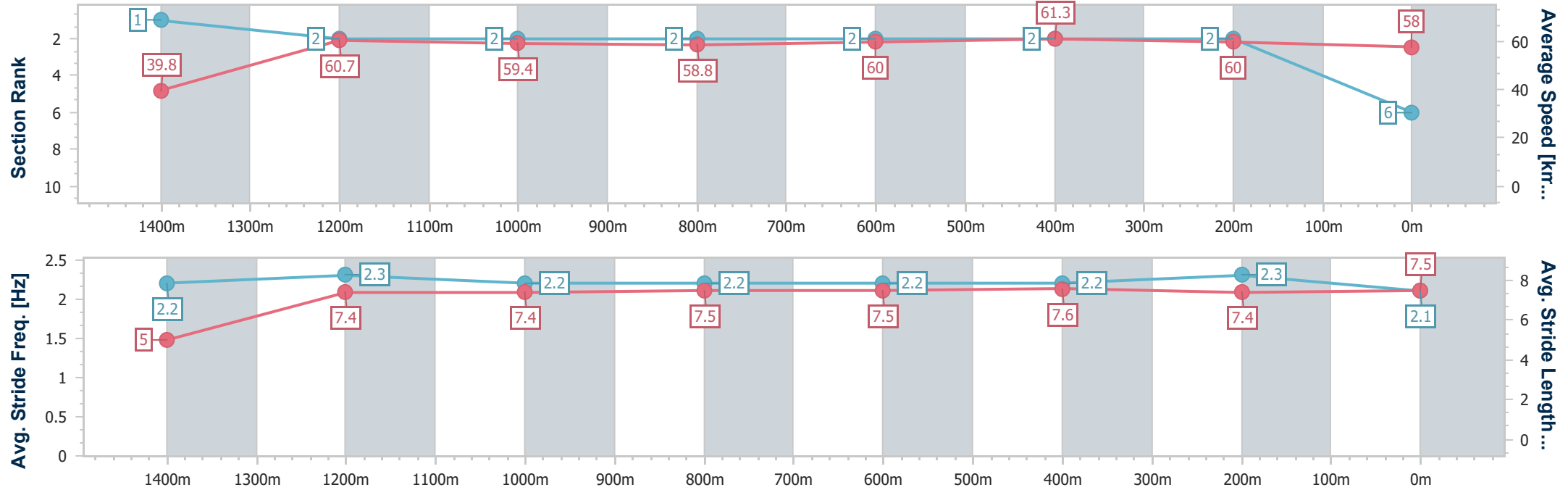
Race 5: SCHWEPPE'S BENCHMARK 68 Handicap - 1500m

14 May 2025 - 14:19

Track Rating: Soft 5, Weather: Overcast, Rail Position: +3m Entire



Section	Overall	1400m	1200m	1000m	800m	600m	400m	200m					
Section Times	1:32.90 [6] (0:09.07)	1:23.83 [1] (0:11.78)	1:12.05 [2] (0:11.98)	1:00.07 [2] (0:12.18)	0:47.89 [2] (0:11.82)	0:36.07 [2] (0:11.68)	0:24.39 [2] (0:11.93)	0:12.46 [2] (0:12.46)					
Average Speed [km/h]	39.8	60.7	59.4	58.8	60.0	61.3	60.0	58.0					
Top Speed [km/h]	60.2	62.0	60.2	59.6	60.4	62.1	61.0	60.0					
Avg. Dist. to Rail [m]	3.5	1.3	2.4	2.5	3.0	2.4	0.8	1.4					
Avg. Stride Freq. [Hz]	2.2	2.3	2.2	2.2	2.2	2.2	2.3	2.1					
Avg. Stride Length [m]	5.0	7.4	7.4	7.5	7.5	7.6	7.4	7.5					





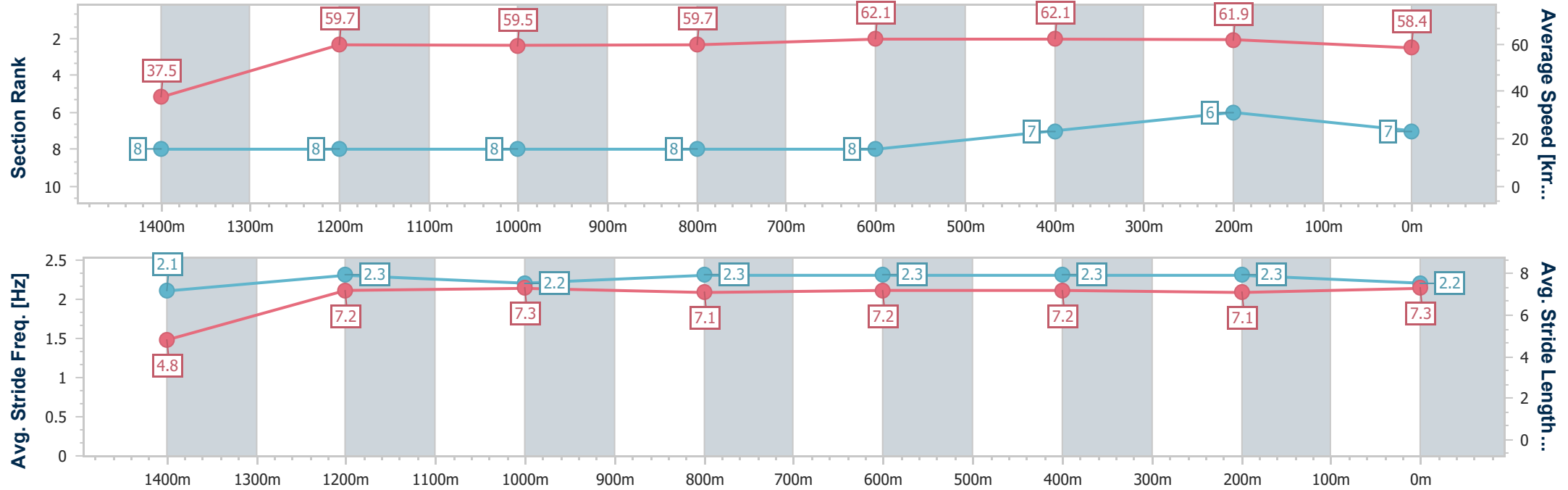
Horse/Jockey Name	Bitoftheblarney
Final Rank	7
Fastest Section Time (Section)	0:09.59 (Overall)
Top Speed [km/h] (Section)	63.4 (800m)
Race State	Finished



IpswichProfessional  
Race 5: SCHWEPPE'S BENCHMARK 68 Handicap - 1500m  
14 May 2025 - 14:19  
Track Rating: Soft 5, Weather: Overcast, Rail Position: +3m Entire



Section	Overall	1400m	1200m	1000m	800m	600m	400m	200m					
Section Times	1:33.06 [7] (0:09.59)	1:23.47 [8] (0:12.09)	1:11.38 [8] (0:12.10)	0:59.28 [8] (0:12.08)	0:47.20 [8] (0:11.56)	0:35.64 [8] (0:11.61)	0:24.03 [7] (0:11.67)	0:12.36 [6] (0:12.36)					
Average Speed [km/h]	37.5	59.7	59.5	59.7	62.1	62.1	61.9	58.4					
Top Speed [km/h]	57.3	61.7	59.9	61.1	63.4	62.8	62.2	60.6					
Avg. Dist. to Rail [m]	6.0	0.6	0.2	0.3	0.3	0.7	1.0	2.4					
Avg. Stride Freq. [Hz]	2.1	2.3	2.2	2.3	2.3	2.3	2.3	2.2					
Avg. Stride Length [m]	4.8	7.2	7.3	7.1	7.2	7.2	7.1	7.3					





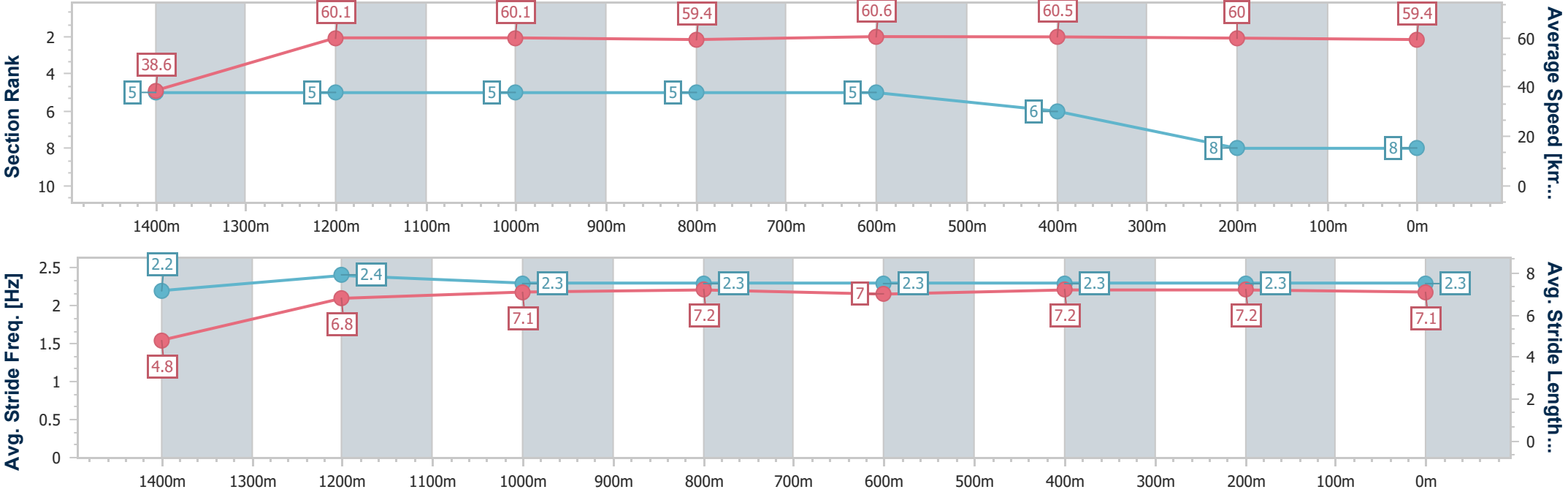
Horse/Jockey Name	Too Hard To Refuse
Final Rank	8
Fastest Section Time (Section)	0:09.34 (Overall)
Top Speed [km/h] (Section)	61.0 (1400m)
Race State	Finished



IpswichProfessional  
Race 5: SCHWEPPE'S BENCHMARK 68 Handicap - 1500m  
14 May 2025 - 14:19  
Track Rating: Soft 5, Weather: Overcast, Rail Position: +3m Entire



Section	Overall	1400m	1200m	1000m	800m	600m	400m	200m					
Section Times	1:33.11 [8] (0:09.34)	1:23.77 [5] (0:11.95)	1:11.82 [5] (0:11.97)	0:59.85 [5] (0:12.07)	0:47.78 [5] (0:11.84)	0:35.94 [5] (0:11.85)	0:24.09 [6] (0:11.93)	0:12.16 [8] (0:12.16)					
Average Speed [km/h]	38.6	60.1	60.1	59.4	60.6	60.5	60.0	59.4					
Top Speed [km/h]	58.2	61.0	60.8	60.3	61.0	61.0	60.7	60.2					
Avg. Dist. to Rail [m]	1.9	0.8	1.0	1.2	1.0	1.1	0.9	0.5					
Avg. Stride Freq. [Hz]	2.2	2.4	2.3	2.3	2.3	2.3	2.3	2.3					
Avg. Stride Length [m]	4.8	6.8	7.1	7.2	7.0	7.2	7.2	7.1					







Horse/Jockey Name	Hallside Martini
Final Rank	9
Fastest Section Time (Section)	0:09.99 (Overall)
Top Speed [km/h] (Section)	64.3 (600m)
Race State	Finished



IpswichProfessional

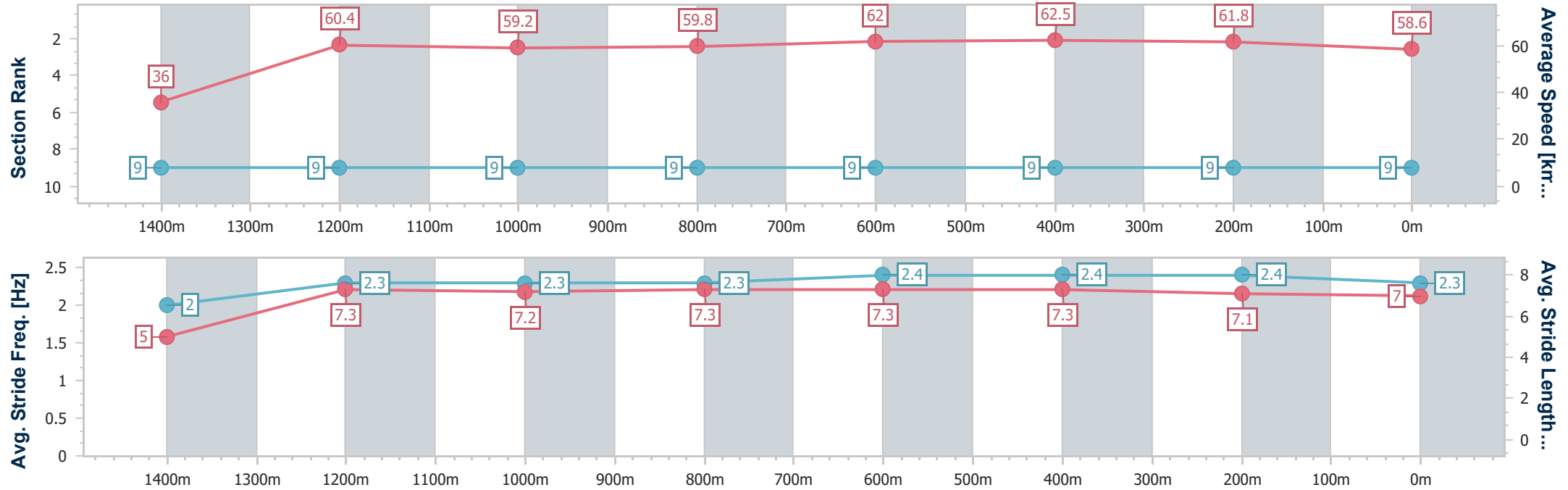
Race 5: SCHWEPPE'S BENCHMARK 68 Handicap - 1500m

14 May 2025 - 14:19

Track Rating: Soft 5, Weather: Overcast, Rail Position: +3m Entire



Section	Overall	1400m	1200m	1000m	800m	600m	400m	200m					
Section Times	1:33.38 [9] (0:09.99)	1:23.39 [9] (0:11.97)	1:11.42 [9] (0:12.13)	0:59.29 [9] (0:12.08)	0:47.21 [9] (0:11.61)	0:35.60 [9] (0:11.51)	0:24.09 [9] (0:11.72)	0:12.37 [9] (0:12.37)					
Average Speed [km/h]	36.0	60.4	59.2	59.8	62.0	62.5	61.8	58.6					
Top Speed [km/h]	61.5	61.9	59.8	60.8	64.0	64.3	63.4	61.3					
Avg. Dist. to Rail [m]	5.1	0.5	0.1	0.4	0.2	0.5	2.5	4.4					
Avg. Stride Freq. [Hz]	2.0	2.3	2.3	2.3	2.4	2.4	2.4	2.3					
Avg. Stride Length [m]	5.0	7.3	7.2	7.3	7.3	7.3	7.1	7.0					





# IpswichProfessional

## Race 6: RAY WHITE IPSWICH Class 4 Handicap - 1680m

14 May 2025 - 14:53



Track Rating: Soft 5, Weather: Overcast, Rail Position: +3m Entire

Section						Overall	1400m	1200m	1000m	800m	600m	400m	Last 600m	
Field Times						1:45.09 (0:19.99)	1:25.10 (0:12.11)	1:12.99 (0:12.33)	1:00.66 (0:12.69)	0:47.97 (0:12.60)	0:35.37 (0:12.08)	0:23.29 (0:11.60)	0:35.37	
Rank	TAB	Horse/Jockey	Barrier	Top Speed [km/h]	Fastest Section									Distance Travelled [m]
1	2	SUPER CHILLED	6	64.7	0:11.49	1:45.09 [1]	1:24.92 [4]	1:12.62 [5]	1:00.12 [5]	0:47.52 [4]	0:35.04 [3]	0:22.99 [2]	0:35.04	
		Noel Callow		200m	400m	(0:20.17)	(0:12.30)	(0:12.50)	(0:12.60)	(0:12.48)	(0:12.05)	(0:11.49)		
2	12	SPILL THE SECRET	5	62.7	0:11.60	1:45.14 [2]	1:25.15 [1]	1:13.04 [1]	1:00.71 [1]	0:48.02 [1]	0:35.42 [1]	0:23.34 [1]	0:35.42	+0
		Robbie Dolan		200m	400m	(0:19.99)	(0:12.11)	(0:12.33)	(0:12.69)	(0:12.60)	(0:12.08)	(0:11.60)		
3	10	CANADIAN EXPRESS	3	64.5	0:11.39	1:45.15 [3]	1:24.47 [8]	1:12.16 [8]	0:59.77 [8]	0:47.17 [7]	0:34.79 [6]	0:22.93 [6]	0:34.79	-1
		Tahlia Fenlon		400m	400m	(0:20.68)	(0:12.31)	(0:12.39)	(0:12.60)	(0:12.38)	(0:11.86)	(0:11.39)		
4	3	DOWNEY	8	64.5	0:11.37	1:45.35 [4]	1:24.40 [11]	1:12.07 [11]	0:59.71 [10]	0:47.03 [10]	0:34.69 [9]	0:22.80 [7]	0:34.69	+2
		Cody Collis		400m	400m	(0:20.95)	(0:12.33)	(0:12.36)	(0:12.68)	(0:12.34)	(0:11.89)	(0:11.37)		
5	5	TEXAS FIREBALL	11	62.8	0:11.59	1:45.39 [5]	1:25.22 [5]	1:13.16 [3]	1:00.87 [2]	0:48.06 [2]	0:35.46 [2]	0:23.28 [3]	0:35.46	+10
		Andrew Mallyon		200m	200m	(0:20.17)	(0:12.06)	(0:12.29)	(0:12.81)	(0:12.60)	(0:12.18)	(0:11.69)		
6	13	MISTING	1	64.8	0:11.25	1:45.47 [6]	1:25.15 [6]	1:12.80 [6]	1:00.34 [6]	0:47.54 [6]	0:34.84 [8]	0:22.83 [8]	0:34.84	+5
		Angela Jones		200m	200m	(0:20.32)	(0:12.35)	(0:12.46)	(0:12.80)	(0:12.70)	(0:12.01)	(0:11.58)		
7	11	LA COMETA	2	64.3	0:11.31	1:45.48 [7]	1:24.74 [9]	1:12.38 [9]	1:00.08 [9]	0:47.28 [9]	0:34.67 [11]	0:22.72 [9]	0:34.67	+3
		Damien Thornton		200m	200m	(0:20.74)	(0:12.36)	(0:12.30)	(0:12.80)	(0:12.61)	(0:11.95)	(0:11.41)		
8	7	CAPE CRUSADER	7	63.1	0:11.54	1:45.54 [8]	1:25.53 [2]	1:13.32 [2]	1:00.84 [3]	0:48.03 [3]	0:35.35 [5]	0:23.35 [4]	0:35.35	+4
		Emily Lang		400m	400m	(0:20.01)	(0:12.21)	(0:12.48)	(0:12.81)	(0:12.68)	(0:12.00)	(0:11.54)		
9	1	TYNDRUM GOLD	9	63.0	0:11.74	1:45.69 [9]	1:25.67 [3]	1:13.37 [4]	1:00.89 [4]	0:48.06 [5]	0:35.56 [4]	0:23.48 [5]	0:35.56	+10
		Kyle Wilson-Taylor		Overall	400m	(0:20.02)	(0:12.30)	(0:12.48)	(0:12.83)	(0:12.50)	(0:12.08)	(0:11.74)		
10	9	BRINGME	10	61.0	0:11.97	1:47.01 [10]	1:26.13 [10]	1:13.75 [10]	1:01.32 [11]	0:48.63 [11]	0:36.22 [10]	0:24.16 [10]	0:36.22	+10
		Karl Zechner		400m	400m	(0:20.88)	(0:12.38)	(0:12.43)	(0:12.69)	(0:12.41)	(0:12.06)	(0:11.97)		

Scratched: Azuki (#8), Genetic Freak (#4)



# IpswichProfessional

## Race 6: RAY WHITE IPSWICH Class 4 Handicap - 1680m

14 May 2025 - 14:53



Track Rating: Soft 5, Weather: Overcast, Rail Position: +3m Entire

Section						Overall	1400m	1200m	1000m	800m	600m	400m	Last 600m		
Field Times						1:45.09 (0:19.99)	1:25.10 (0:12.11)	1:12.99 (0:12.33)	1:00.66 (0:12.69)	0:47.97 (0:12.60)	0:35.37 (0:12.08)	0:23.29 (0:11.60)	0:35.37		
Rank	TAB	Horse/Jockey	Barrier	Top Speed [km/h]	Fastest Section										Distance Travelled [m]
11	6	BETTER BE NORDY	4	62.1	0:12.29	1:50.84 [11]	1:30.37 [7]	1:17.98 [7]	1:05.68 [7]	0:52.80 [8]	0:40.27 [7]	0:27.98 [11]	0:40.27	+6	
		Bailey Wheeler		600m	600m	(0:20.47)	(0:12.39)	(0:12.30)	(0:12.88)	(0:12.53)	(0:12.29)	(0:12.98)			

Scratched: Azuki (#8), Genetic Freak (#4)



# IpswichProfessional

## Race 6: RAY WHITE IPSWICH Class 4 Handicap - 1680m

14 May 2025 - 14:53



Track Rating: Soft 5, Weather: Overcast, Rail Position: +3m Entire

Section Field Times				200m 0:11.69 (0:11.69)		Last 600m 0:35.37			
Rank	TAB	Horse/Jockey	Barrier	Top Speed [km/h]	Fastest Section	Margin			Distance Travelled [m]
1	2	SUPER CHILLED	6	64.7	0:11.49	0:11.50 [2]	1:45.09		0:35.04
		Noel Callow		200m	400m	(0:11.50)			
2	12	SPILL THE SECRET	5	62.7	0:11.60	0:11.74 [1]	0.32L		0:35.42 +0
		Robbie Dolan		200m	400m	(0:11.74)			
3	10	CANADIAN EXPRESS	3	64.5	0:11.39	0:11.54 [3]	0.39L		0:34.79 -1
		Tahlia Fenlon		400m	400m	(0:11.54)			
4	3	DOWNEY	8	64.5	0:11.37	0:11.43 [6]	1.54L		0:34.69 +2
		Cody Collis		400m	400m	(0:11.43)			
5	5	TEXAS FIREBALL	11	62.8	0:11.59	0:11.59 [5]	1.75L		0:35.46 +10
		Andrew Mallyon		200m	200m	(0:11.59)			
6	13	MISTING	1	64.8	0:11.25	0:11.25 [9]	2.22L		0:34.84 +5
		Angela Jones		200m	200m	(0:11.25)			
7	11	LA COMETA	2	64.3	0:11.31	0:11.31 [8]	2.28L		0:34.67 +3
		Damien Thornton		200m	200m	(0:11.31)			
8	7	CAPE CRUSADER	7	63.1	0:11.54	0:11.81 [4]	2.67L		0:35.35 +4
		Emily Lang		400m	400m	(0:11.81)			
9	1	TYNDRUM GOLD	9	63.0	0:11.74	0:11.74 [7]	3.57L		0:35.56 +10
		Kyle Wilson-Taylor		Overall	400m	(0:11.74)			
10	9	BRINGME	10	61.0	0:11.97	0:12.19 [10]	11.32L		0:36.22 +10
		Karl Zechner		400m	400m	(0:12.19)			

Scratched: Azuki (#8), Genetic Freak (#4)



# IpswichProfessional

Race 6: RAY WHITE IPSWICH Class 4 Handicap - 1680m

14 May 2025 - 14:53



Track Rating: Soft 5, Weather: Overcast, Rail Position: +3m Entire

Section						200m	Last 600m			
Field Times						0:11.69 (0:11.69)	0:35.37			
Rank	TAB	Horse/Jockey	Barrier	Top Speed [km/h]	Fastest Section	Margin		Distance Travelled [m]		
11	6	BETTER BE NORDY	4	62.1	0:12.29	0:15.00 [11]	33.84L	0:40.27	+6	
		Bailey Wheeler		600m	600m	(0:15.00)				

Scratched: Azuki (#8), Genetic Freak (#4)



Horse/Jockey Name	Super Chilled
Final Rank	1
Fastest Section Time (Section)	0:11.49 (400m)
Top Speed [km/h] (Section)	64.7 (200m)
Race State	Finished



IpswichProfessional

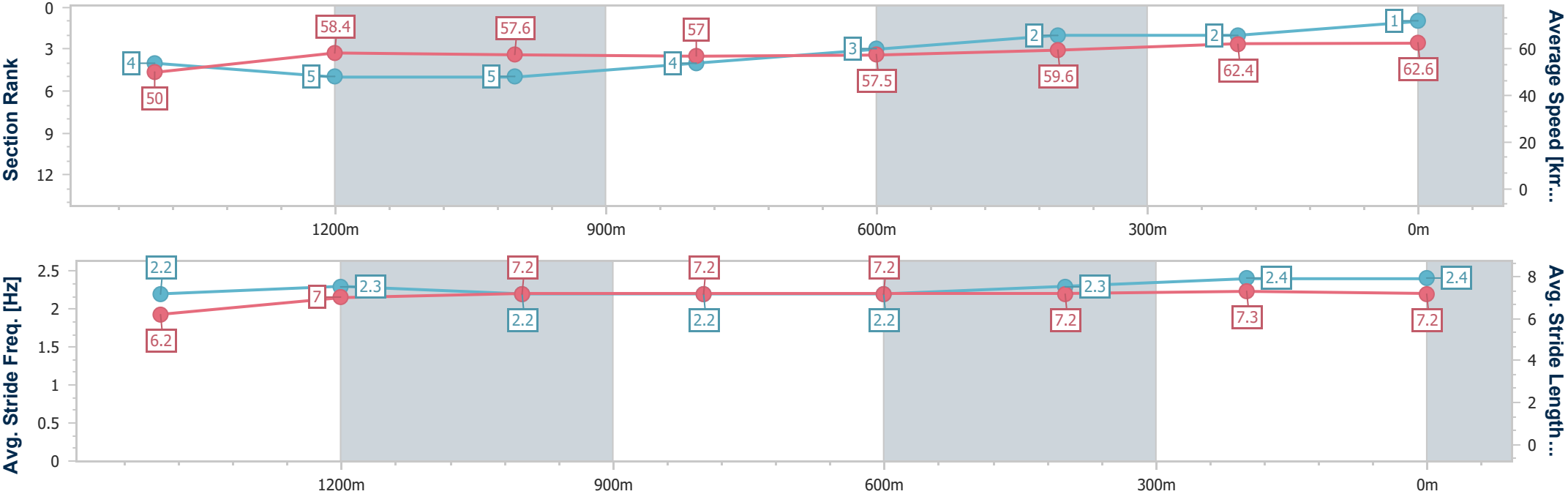
Race 6: RAY WHITE IPSWICH Class 4 Handicap - 1680m

14 May 2025 - 14:53

Track Rating: Soft 5, Weather: Overcast, Rail Position: +3m Entire



Section	Overall	1400m	1200m	1000m	800m	600m	400m	200m					
Section Times	1:45.09 [1] (0:20.17)	1:24.92 [4] (0:12.30)	1:12.62 [5] (0:12.50)	1:00.12 [5] (0:12.60)	0:47.52 [4] (0:12.48)	0:35.04 [3] (0:12.05)	0:22.99 [2] (0:11.49)	0:11.50 [2] (0:11.50)					
Average Speed [km/h]	50.0	58.4	57.6	57.0	57.5	59.6	62.4	62.6					
Top Speed [km/h]	60.8	59.7	59.0	57.6	57.9	61.2	64.6	64.7					
Avg. Dist. to Rail [m]	3.1	0.6	0.4	0.6	1.1	1.0	0.9	0.3					
Avg. Stride Freq. [Hz]	2.2	2.3	2.2	2.2	2.2	2.3	2.4	2.4					
Avg. Stride Length [m]	6.2	7.0	7.2	7.2	7.2	7.2	7.3	7.2					





Horse/Jockey Name	Spill The Secret
Final Rank	2
Fastest Section Time (Section)	0:11.60 (400m)
Top Speed [km/h] (Section)	62.7 (200m)
Race State	Finished



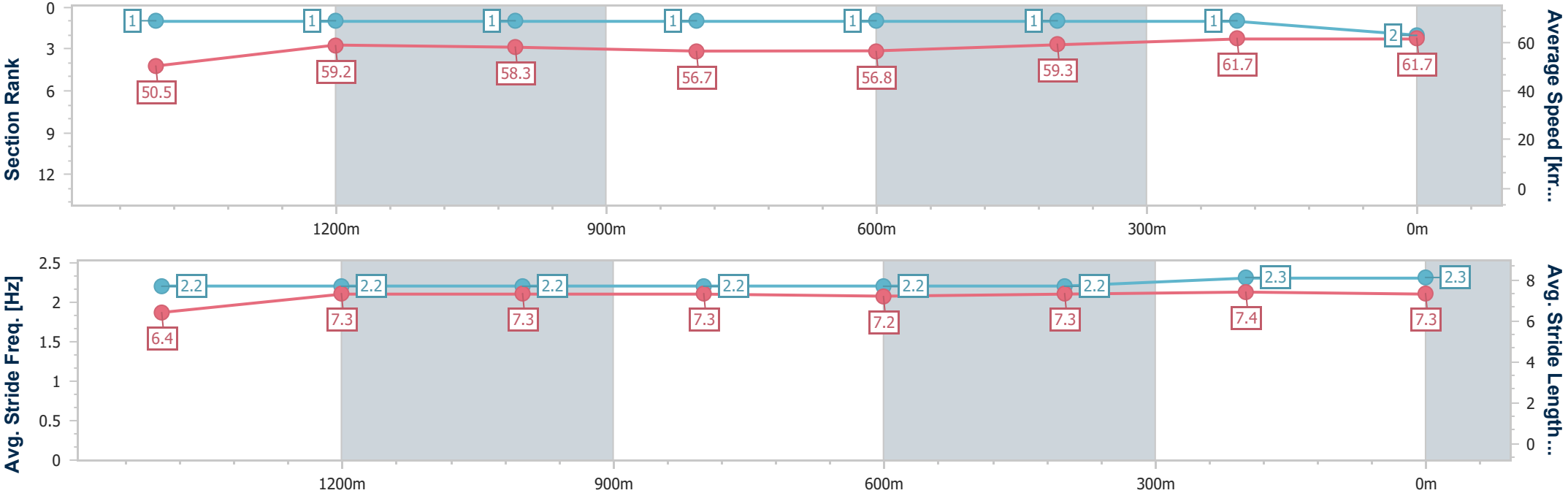
IpswichProfessional  
Race 6: RAY WHITE IPSWICH Class 4 Handicap - 1680m



14 May 2025 - 14:53

Track Rating: Soft 5, Weather: Overcast, Rail Position: +3m Entire

Section	Overall	1400m	1200m	1000m	800m	600m	400m	200m					
Section Times	1:45.14 [2] (0:19.99)	1:25.15 [1] (0:12.11)	1:13.04 [1] (0:12.33)	1:00.71 [1] (0:12.69)	0:48.02 [1] (0:12.60)	0:35.42 [1] (0:12.08)	0:23.34 [1] (0:11.60)	0:11.74 [1] (0:11.74)					
Average Speed [km/h]	50.5	59.2	58.3	56.7	56.8	59.3	61.7	61.7					
Top Speed [km/h]	59.9	60.1	59.3	57.8	57.6	61.0	62.7	62.7					
Avg. Dist. to Rail [m]	2.8	0.7	0.4	0.5	0.9	1.3	1.3	0.9					
Avg. Stride Freq. [Hz]	2.2	2.2	2.2	2.2	2.2	2.2	2.3	2.3					
Avg. Stride Length [m]	6.4	7.3	7.3	7.3	7.2	7.3	7.4	7.3					





Horse/Jockey Name	Canadian Express
Final Rank	3
Fastest Section Time (Section)	0:11.39 (400m)
Top Speed [km/h] (Section)	64.5 (400m)
Race State	Finished



IpswichProfessional

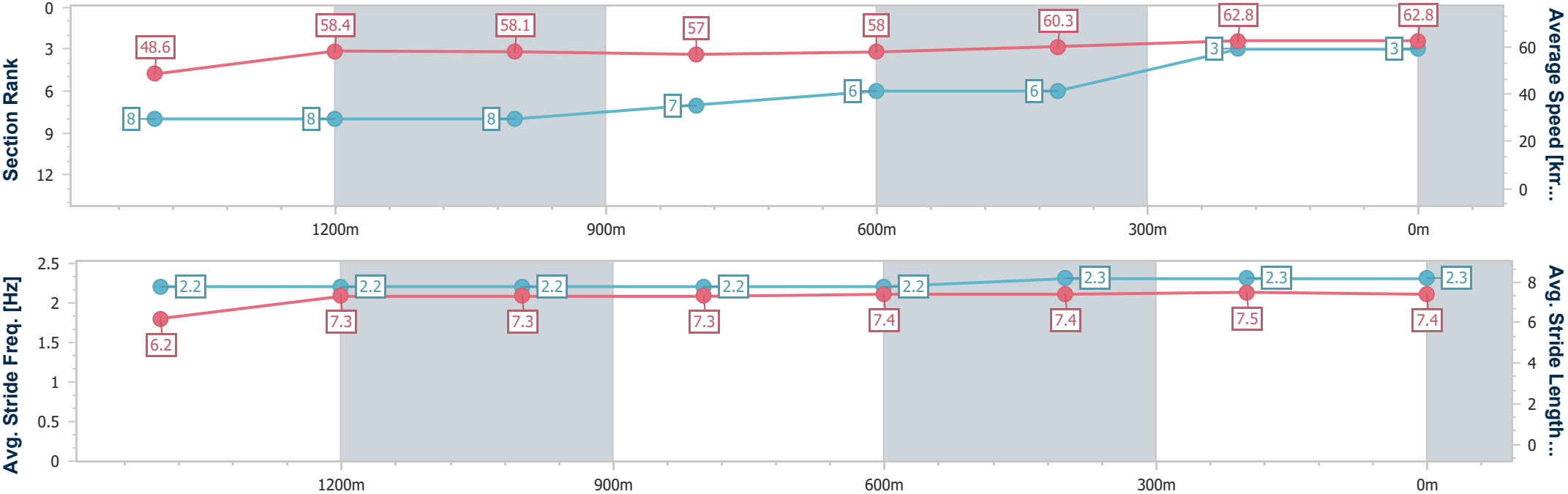
Race 6: RAY WHITE IPSWICH Class 4 Handicap - 1680m

14 May 2025 - 14:53

Track Rating: Soft 5, Weather: Overcast, Rail Position: +3m Entire



Section	Overall	1400m	1200m	1000m	800m	600m	400m	200m					
Section Times	1:45.15 [3] (0:20.68)	1:24.47 [8] (0:12.31)	1:12.16 [8] (0:12.39)	0:59.77 [8] (0:12.60)	0:47.17 [7] (0:12.38)	0:34.79 [6] (0:11.86)	0:22.93 [6] (0:11.39)	0:11.54 [3] (0:11.54)					
Average Speed [km/h]	48.6	58.4	58.1	57.0	58.0	60.3	62.8	62.8					
Top Speed [km/h]	59.0	59.3	59.3	58.4	59.0	62.7	64.5	63.9					
Avg. Dist. to Rail [m]	2.0	0.5	0.4	0.5	0.9	1.4	1.7	1.6					
Avg. Stride Freq. [Hz]	2.2	2.2	2.2	2.2	2.2	2.3	2.3	2.3					
Avg. Stride Length [m]	6.2	7.3	7.3	7.3	7.4	7.4	7.5	7.4					







Horse/Jockey Name	Downey
Final Rank	4
Fastest Section Time (Section)	0:11.37 (400m)
Top Speed [km/h] (Section)	64.5 (400m)
Race State	Finished



IpswichProfessional

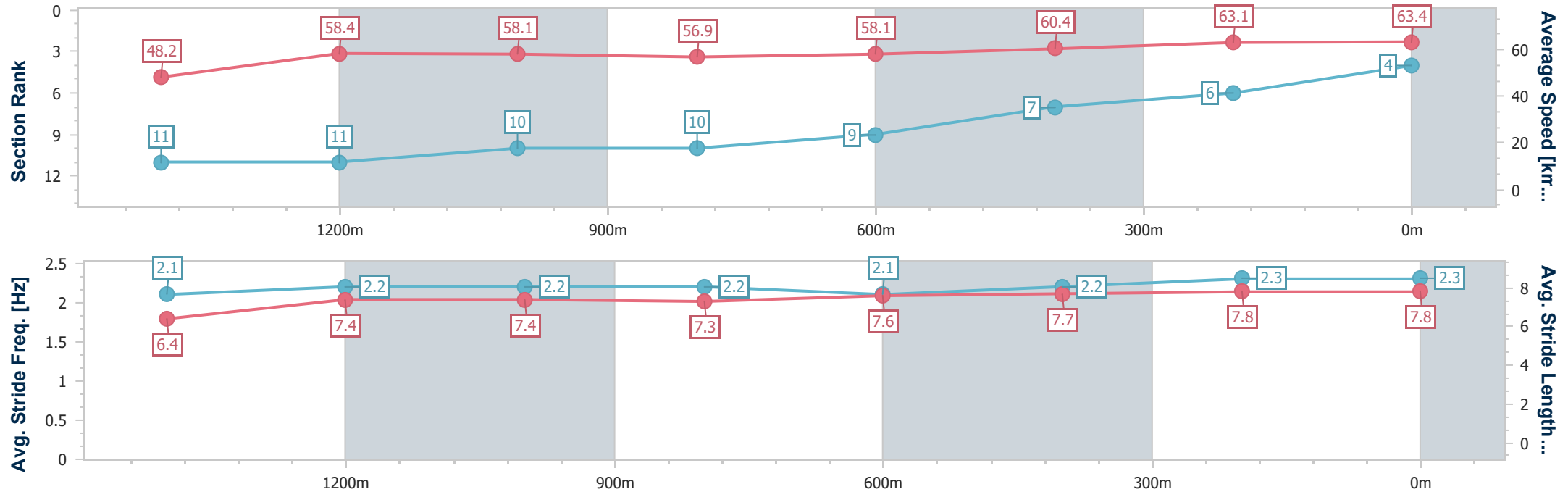
Race 6: RAY WHITE IPSWICH Class 4 Handicap - 1680m

14 May 2025 - 14:53



Track Rating: Soft 5, Weather: Overcast, Rail Position: +3m Entire

Section	Overall	1400m	1200m	1000m	800m	600m	400m	200m					
Section Times	1:45.35 [4] (0:20.95)	1:24.40 [11] (0:12.33)	1:12.07 [11] (0:12.36)	0:59.71 [10] (0:12.68)	0:47.03 [10] (0:12.34)	0:34.69 [9] (0:11.89)	0:22.80 [7] (0:11.37)	0:11.43 [6] (0:11.43)					
Average Speed [km/h]	48.2	58.4	58.1	56.9	58.1	60.4	63.1	63.4					
Top Speed [km/h]	60.0	59.4	58.5	58.3	58.9	62.5	64.5	64.3					
Avg. Dist. to Rail [m]	3.6	0.2	0.1	0.3	0.9	0.8	0.5	0.3					
Avg. Stride Freq. [Hz]	2.1	2.2	2.2	2.2	2.1	2.2	2.3	2.3					
Avg. Stride Length [m]	6.4	7.4	7.4	7.3	7.6	7.7	7.8	7.8					



- [ ] Ranking at each section and finish
- .-.- No data available at this section
- NA No data available



Horse/Jockey Name	Texas Fireball
Final Rank	5
Fastest Section Time (Section)	0:11.59 (200m)
Top Speed [km/h] (Section)	62.8 (200m)
Race State	Finished



IpswichProfessional

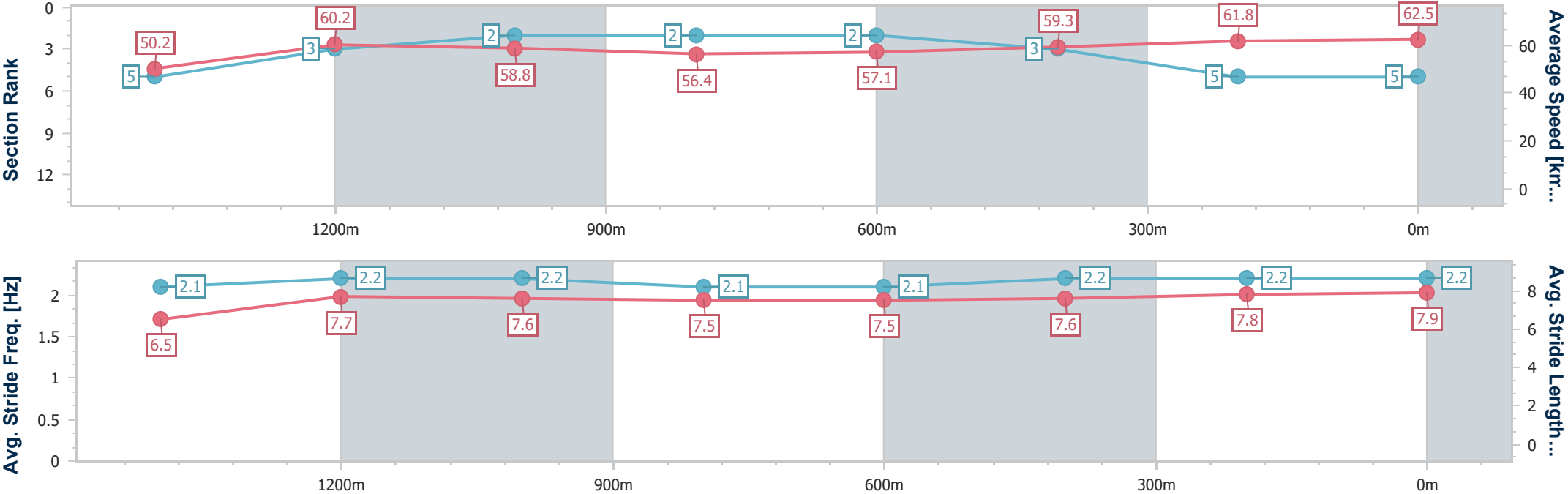
Race 6: RAY WHITE IPSWICH Class 4 Handicap - 1680m

14 May 2025 - 14:53

Track Rating: Soft 5, Weather: Overcast, Rail Position: +3m Entire



Section	Overall	1400m	1200m	1000m	800m	600m	400m	200m					
Section Times	1:45.39 [5] (0:20.17)	1:25.22 [5] (0:12.06)	1:13.16 [3] (0:12.29)	1:00.87 [2] (0:12.81)	0:48.06 [2] (0:12.60)	0:35.46 [2] (0:12.18)	0:23.28 [3] (0:11.69)	0:11.59 [5] (0:11.59)					
Average Speed [km/h]	50.2	60.2	58.8	56.4	57.1	59.3	61.8	62.5					
Top Speed [km/h]	60.1	61.2	60.9	56.6	58.5	60.9	62.4	62.8					
Avg. Dist. to Rail [m]	9.0	2.4	1.0	0.6	0.5	0.7	1.5	3.3					
Avg. Stride Freq. [Hz]	2.1	2.2	2.2	2.1	2.1	2.2	2.2	2.2					
Avg. Stride Length [m]	6.5	7.7	7.6	7.5	7.5	7.6	7.8	7.9					





Horse/Jockey Name	Misting
Final Rank	6
Fastest Section Time (Section)	0:11.25 (200m)
Top Speed [km/h] (Section)	64.8 (200m)
Race State	Finished



IpswichProfessional

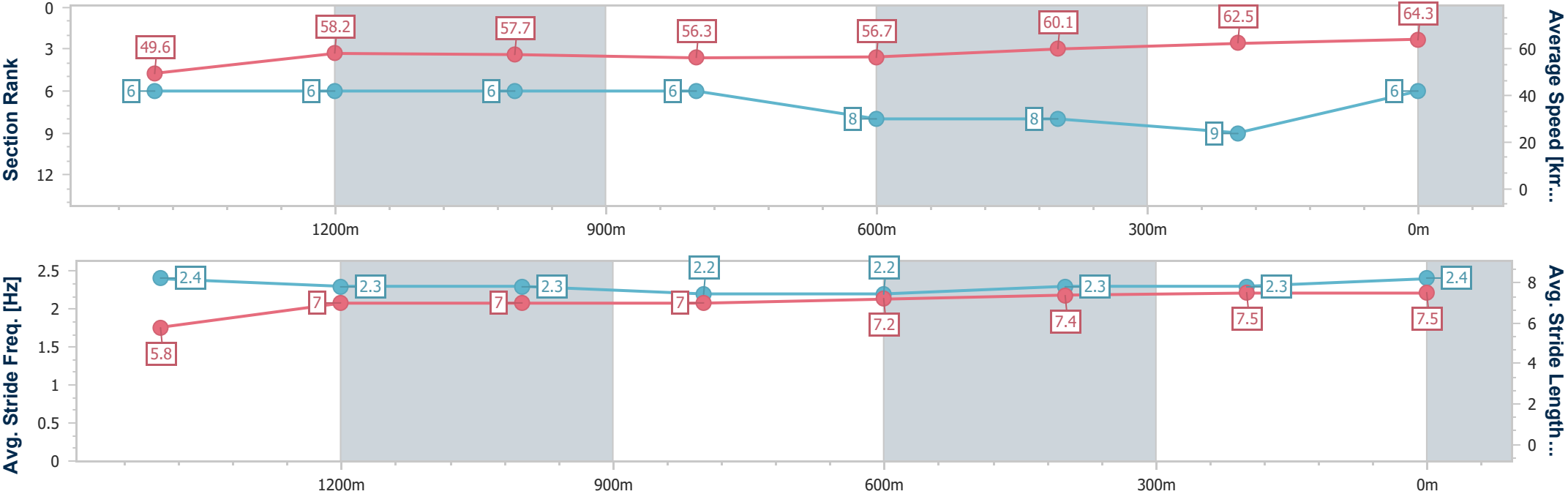
Race 6: RAY WHITE IPSWICH Class 4 Handicap - 1680m

14 May 2025 - 14:53

Track Rating: Soft 5, Weather: Overcast, Rail Position: +3m Entire



Section	Overall	1400m	1200m	1000m	800m	600m	400m	200m					
Section Times	1:45.47 [6] (0:20.32)	1:25.15 [6] (0:12.35)	1:12.80 [6] (0:12.46)	1:00.34 [6] (0:12.80)	0:47.54 [6] (0:12.70)	0:34.84 [8] (0:12.01)	0:22.83 [8] (0:11.58)	0:11.25 [9] (0:11.25)					
Average Speed [km/h]	49.6	58.2	57.7	56.3	56.7	60.1	62.5	64.3					
Top Speed [km/h]	62.5	59.5	59.1	57.5	57.9	61.3	64.7	64.8					
Avg. Dist. to Rail [m]	1.5	0.5	0.3	0.3	0.3	0.5	2.0	6.1					
Avg. Stride Freq. [Hz]	2.4	2.3	2.3	2.2	2.2	2.3	2.3	2.4					
Avg. Stride Length [m]	5.8	7.0	7.0	7.0	7.2	7.4	7.5	7.5					





Horse/Jockey Name	La Cometa
Final Rank	7
Fastest Section Time (Section)	0:11.31 (200m)
Top Speed [km/h] (Section)	64.3 (200m)
Race State	Finished



IpswichProfessional

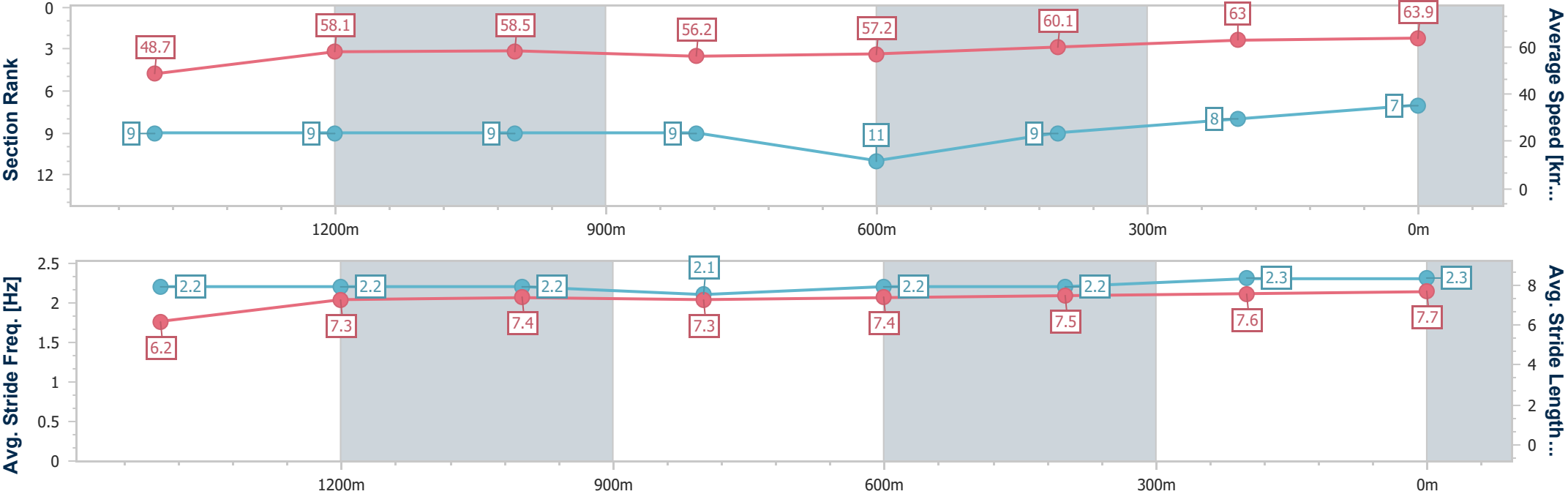
Race 6: RAY WHITE IPSWICH Class 4 Handicap - 1680m

14 May 2025 - 14:53



Track Rating: Soft 5, Weather: Overcast, Rail Position: +3m Entire

Section	Overall	1400m	1200m	1000m	800m	600m	400m	200m					
Section Times	1:45.48 [7] (0:20.74)	1:24.74 [9] (0:12.36)	1:12.38 [9] (0:12.30)	1:00.08 [9] (0:12.80)	0:47.28 [9] (0:12.61)	0:34.67 [11] (0:11.95)	0:22.72 [9] (0:11.41)	0:11.31 [8] (0:11.31)					
Average Speed [km/h]	48.7	58.1	58.5	56.2	57.2	60.1	63.0	63.9					
Top Speed [km/h]	58.7	58.8	59.3	57.8	58.1	61.6	64.2	64.3					
Avg. Dist. to Rail [m]	1.9	0.2	0.4	0.4	0.2	0.4	1.0	4.5					
Avg. Stride Freq. [Hz]	2.2	2.2	2.2	2.1	2.2	2.2	2.3	2.3					
Avg. Stride Length [m]	6.2	7.3	7.4	7.3	7.4	7.5	7.6	7.7					





Horse/Jockey Name	Cape Crusader
Final Rank	8
Fastest Section Time (Section)	0:11.54 (400m)
Top Speed [km/h] (Section)	63.1 (400m)
Race State	Finished



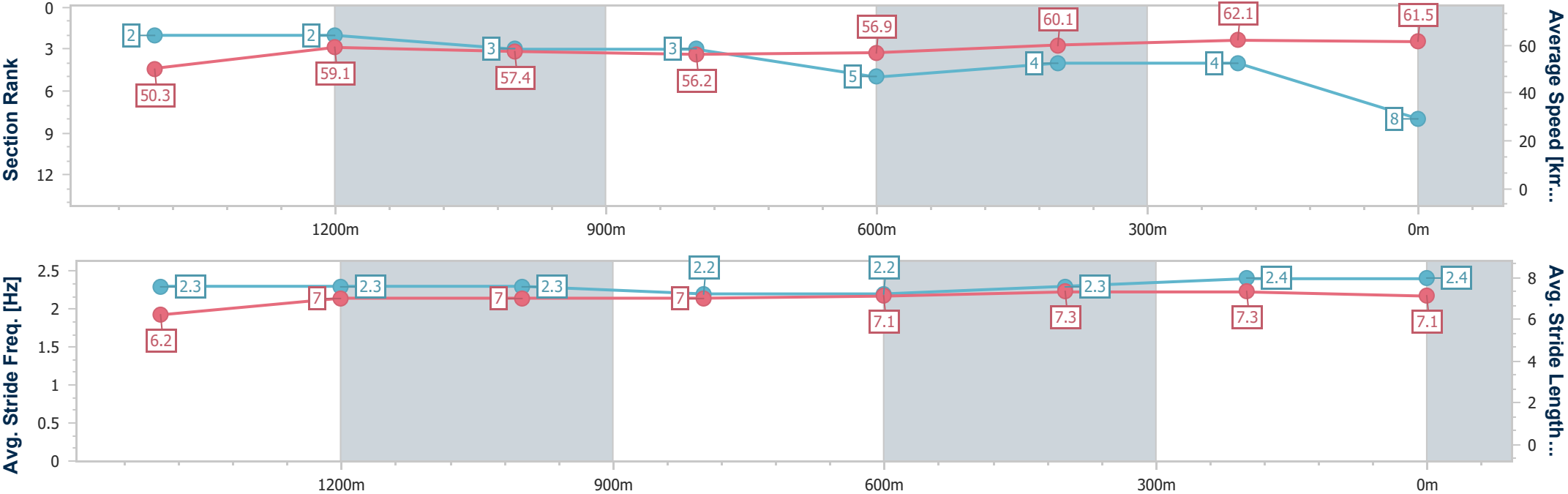
IpswichProfessional  
Race 6: RAY WHITE IPSWICH Class 4 Handicap - 1680m



14 May 2025 - 14:53

Track Rating: Soft 5, Weather: Overcast, Rail Position: +3m Entire

Section	Overall	1400m	1200m	1000m	800m	600m	400m	200m					
Section Times	1:45.54 [8] (0:20.01)	1:25.53 [2] (0:12.21)	1:13.32 [2] (0:12.48)	1:00.84 [3] (0:12.81)	0:48.03 [3] (0:12.68)	0:35.35 [5] (0:12.00)	0:23.35 [4] (0:11.54)	0:11.81 [4] (0:11.81)					
Average Speed [km/h]	50.3	59.1	57.4	56.2	56.9	60.1	62.1	61.5					
Top Speed [km/h]	61.3	61.3	58.4	56.7	58.4	62.2	63.1	62.5					
Avg. Dist. to Rail [m]	5.3	0.5	0.9	0.4	0.5	0.3	0.4	0.6					
Avg. Stride Freq. [Hz]	2.3	2.3	2.3	2.2	2.2	2.3	2.4	2.4					
Avg. Stride Length [m]	6.2	7.0	7.0	7.0	7.1	7.3	7.3	7.1					





Horse/Jockey Name	Tyndrum Gold
Final Rank	9
Fastest Section Time (Section)	0:11.74 (400m)
Top Speed [km/h] (Section)	63.0 (Overall)
Race State	Finished



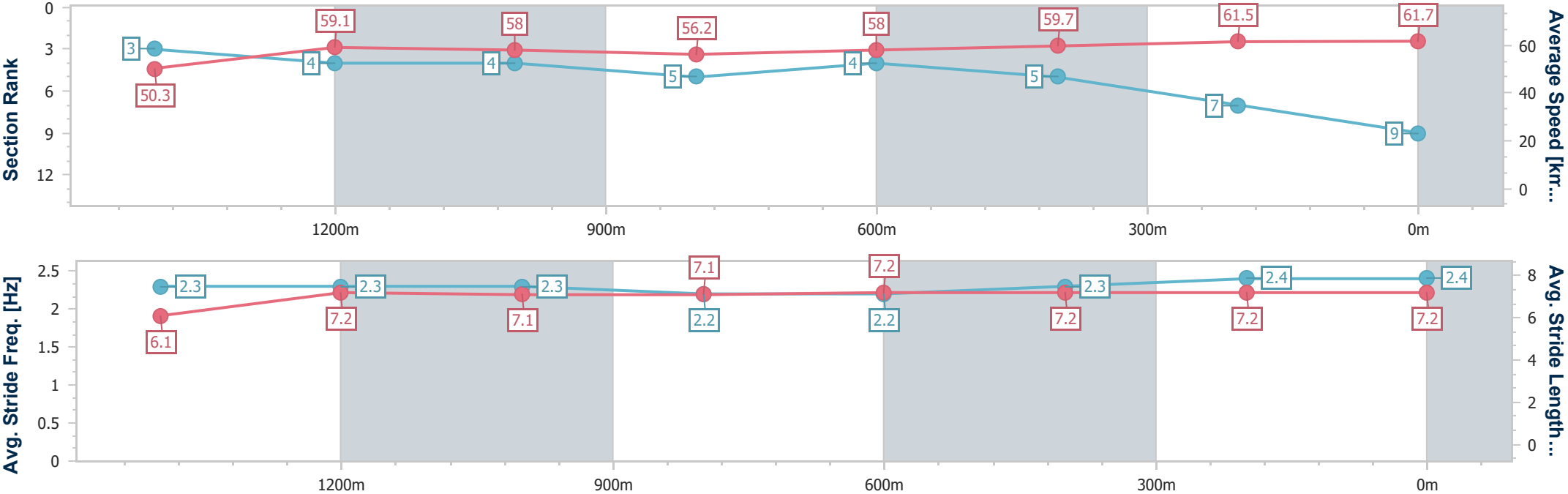
IpswichProfessional  
Race 6: RAY WHITE IPSWICH Class 4 Handicap - 1680m



14 May 2025 - 14:53

Track Rating: Soft 5, Weather: Overcast, Rail Position: +3m Entire

Section	Overall	1400m	1200m	1000m	800m	600m	400m	200m					
Section Times	1:45.69 [9] (0:20.02)	1:25.67 [3] (0:12.30)	1:13.37 [4] (0:12.48)	1:00.89 [4] (0:12.83)	0:48.06 [5] (0:12.50)	0:35.56 [4] (0:12.08)	0:23.48 [5] (0:11.74)	0:11.74 [7] (0:11.74)					
Average Speed [km/h]	50.3	59.1	58.0	56.2	58.0	59.7	61.5	61.7					
Top Speed [km/h]	63.0	59.5	58.8	57.4	58.9	61.3	62.6	62.6					
Avg. Dist. to Rail [m]	6.4	1.6	1.3	1.6	1.0	0.7	2.0	4.1					
Avg. Stride Freq. [Hz]	2.3	2.3	2.3	2.2	2.2	2.3	2.4	2.4					
Avg. Stride Length [m]	6.1	7.2	7.1	7.1	7.2	7.2	7.2	7.2					





Horse/Jockey Name	Bringme
Final Rank	10
Fastest Section Time (Section)	0:11.97 (400m)
Top Speed [km/h] (Section)	61.0 (400m)
Race State	Finished



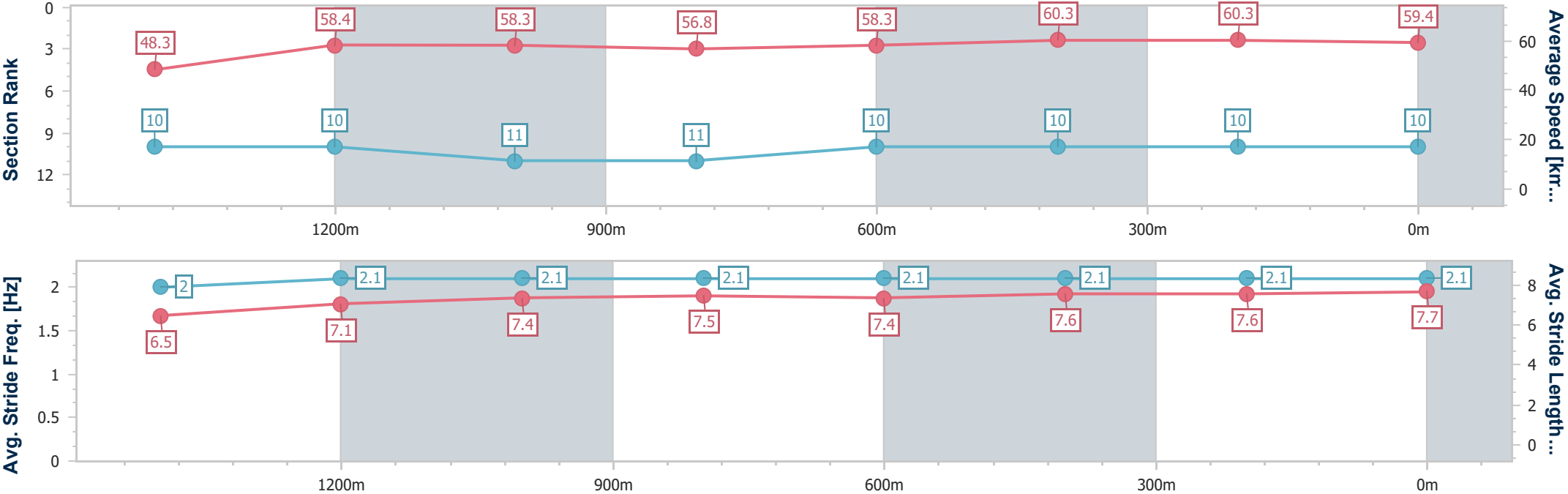
IpswichProfessional  
Race 6: RAY WHITE IPSWICH Class 4 Handicap - 1680m

14 May 2025 - 14:53



Track Rating: Soft 5, Weather: Overcast, Rail Position: +3m Entire

Section	Overall	1400m	1200m	1000m	800m	600m	400m	200m					
Section Times	1:47.01 [10] (0:20.88)	1:26.13 [10] (0:12.38)	1:13.75 [10] (0:12.43)	1:01.32 [11] (0:12.69)	0:48.63 [11] (0:12.41)	0:36.22 [10] (0:12.06)	0:24.16 [10] (0:11.97)	0:12.19 [10] (0:12.19)					
Average Speed [km/h]	48.3	58.4	58.3	56.8	58.3	60.3	60.3	59.4					
Top Speed [km/h]	57.9	59.4	58.8	59.2	59.8	61.0	61.0	60.4					
Avg. Dist. to Rail [m]	5.7	0.8	0.9	1.0	1.1	1.4	1.8	0.6					
Avg. Stride Freq. [Hz]	2.0	2.1	2.1	2.1	2.1	2.1	2.1	2.1					
Avg. Stride Length [m]	6.5	7.1	7.4	7.5	7.4	7.6	7.6	7.7					





Horse/Jockey Name	Better Be Nordy
Final Rank	11
Fastest Section Time (Section)	0:12.29 (600m)
Top Speed [km/h] (Section)	62.1 (600m)
Race State	Finished



IpswichProfessional

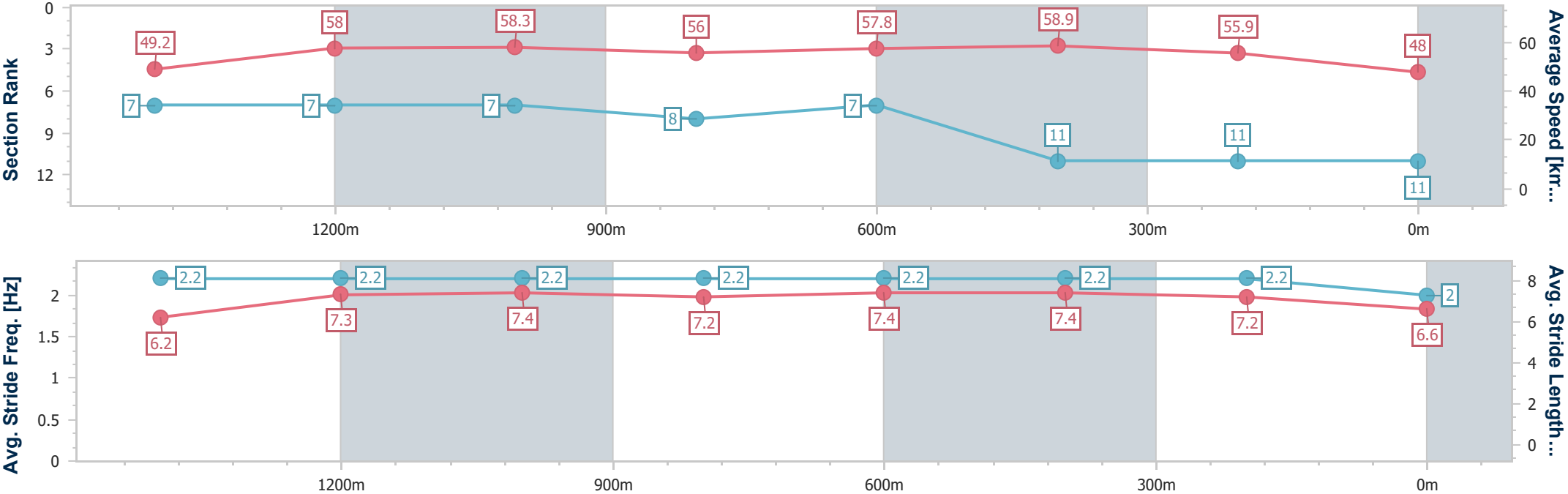
Race 6: RAY WHITE IPSWICH Class 4 Handicap - 1680m

14 May 2025 - 14:53

Track Rating: Soft 5, Weather: Overcast, Rail Position: +3m Entire



Section	Overall	1400m	1200m	1000m	800m	600m	400m	200m					
Section Times	1:50.84 [11] (0:20.47)	1:30.37 [7] (0:12.39)	1:17.98 [7] (0:12.30)	1:05.68 [7] (0:12.88)	0:52.80 [8] (0:12.53)	0:40.27 [7] (0:12.29)	0:27.98 [11] (0:12.98)	0:15.00 [11] (0:15.00)					
Average Speed [km/h]	49.2	58.0	58.3	56.0	57.8	58.9	55.9	48.0					
Top Speed [km/h]	58.9	58.5	59.1	57.5	58.9	62.1	57.7	55.4					
Avg. Dist. to Rail [m]	3.0	0.4	0.8	0.2	0.7	1.9	1.6	1.8					
Avg. Stride Freq. [Hz]	2.2	2.2	2.2	2.2	2.2	2.2	2.2	2.0					
Avg. Stride Length [m]	6.2	7.3	7.4	7.2	7.4	7.4	7.2	6.6					







# IpswichProfessional

## Race 7: XXXX BAT OUT OF HELL - WEIGHTS RAISED 0.5KG - 1100m

14 May 2025 - 15:28



Track Rating: Soft 5, Weather: Overcast, Rail Position: +3m Entire

Section		Overall				1000m	800m	600m	400m	200m	Last 600m		
Field Times		1:04.02				0:55.76	0:45.09	0:34.26	0:22.88	0:11.52	0:34.26		
		(0:08.26)				(0:10.67)	(0:10.83)	(0:11.38)	(0:11.36)	(0:11.52)			
Rank	TAB	Horse/Jockey	Barrier	Top Speed [km/h]	Fastest Section						Margin	Distance Travelled [m]	
1	9	FLAG HALL	5	67.6	0:08.31	1:04.02 [1]	0:55.71 [4]	0:44.85 [4]	0:34.08 [4]	0:22.77 [3]	0:11.52 [2]	1:04.02	0:34.08
		Robbie Dolan		1000m	Overall	(0:08.31)	(0:10.86)	(0:10.77)	(0:11.31)	(0:11.25)	(0:11.52)		
2	12	HOLY RACKET	4	69.2	0:08.26	1:04.13 [2]	0:55.87 [1]	0:45.18 [2]	0:34.37 [1]	0:22.97 [2]	0:11.63 [1]	0.62L	0:34.37
		Angela Jones		1000m	Overall	(0:08.26)	(0:10.69)	(0:10.81)	(0:11.40)	(0:11.34)	(0:11.63)		-1
3	1	NETTUNO	8	68.7	0:08.70	1:04.14 [3]	0:55.44 [8]	0:44.57 [7]	0:33.59 [8]	0:22.31 [8]	0:11.17 [8]	0.69L	0:33.59
		Ryan Maloney		1000m	Overall	(0:08.70)	(0:10.87)	(0:10.98)	(0:11.28)	(0:11.14)	(0:11.17)		+4
4	2	WANDA ROX	1	68.4	0:08.28	1:04.21 [4]	0:55.93 [2]	0:45.20 [3]	0:34.28 [3]	0:22.79 [5]	0:11.50 [4]	1.11L	0:34.28
		Noel Callow		1000m	Overall	(0:08.28)	(0:10.73)	(0:10.92)	(0:11.49)	(0:11.29)	(0:11.50)		-3
5	11	AVONE	6	69.1	0:08.49	1:04.55 [5]	0:56.06 [6]	0:45.17 [6]	0:34.19 [6]	0:22.93 [6]	0:11.78 [6]	3.12L	0:34.19
		Georgina Cartwright		1000m	Overall	(0:08.49)	(0:10.89)	(0:10.98)	(0:11.26)	(0:11.15)	(0:11.78)		-1
6	4	RALPHIE	2	68.3	0:08.64	1:04.67 [6]	0:56.03 [7]	0:45.05 [8]	0:34.25 [7]	0:23.00 [7]	0:11.73 [7]	3.81L	0:34.25
		Damien Thornton		800m	Overall	(0:08.64)	(0:10.98)	(0:10.80)	(0:11.25)	(0:11.27)	(0:11.73)		-4
7	5	BRING ME KASH	3	68.7	0:08.28	1:04.73 [7]	0:56.45 [3]	0:45.80 [1]	0:34.84 [2]	0:23.59 [1]	0:12.05 [3]	4.17L	0:34.84
		Ron Stewart		1000m	Overall	(0:08.28)	(0:10.65)	(0:10.96)	(0:11.25)	(0:11.54)	(0:12.05)		+1
8	13	THE LUCKY ALIEN	7	68.5	0:08.44	1:04.81 [8]	0:56.37 [5]	0:45.56 [5]	0:34.60 [5]	0:23.44 [4]	0:12.05 [5]	4.64L	0:34.60
		Madeleine Wishart		1000m	Overall	(0:08.44)	(0:10.81)	(0:10.96)	(0:11.16)	(0:11.39)	(0:12.05)		+3

Scratched: Hardware Lane (#3), Enuff Pills (#14), Te Pani (#15), Super Daisy (#10), Economics (#8), Bews (#7), Zouperb (#6)



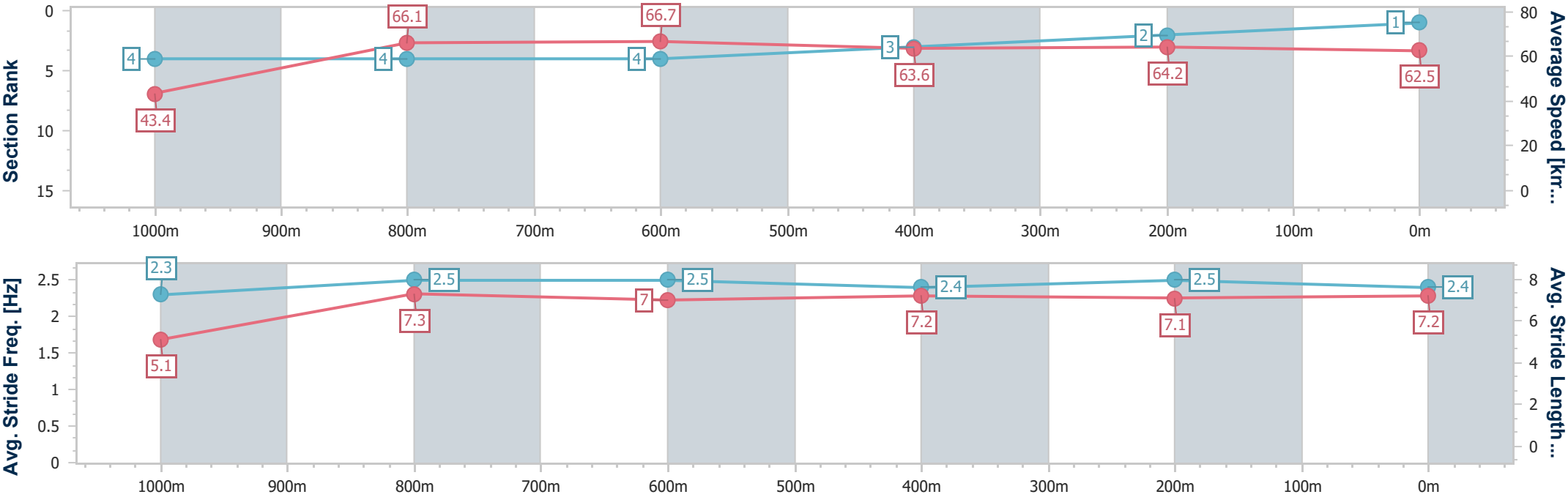
Horse/Jockey Name	Flag Hall
Final Rank	1
Fastest Section Time (Section)	0:08.31 (Overall)
Top Speed [km/h] (Section)	67.6 (1000m)
Race State	Finished



IpswichProfessional  
Race 7: XXXX BAT OUT OF HELL - WEIGHTS RAISED 0.5KG - 1100m  
14 May 2025 - 15:28  
Track Rating: Soft 5, Weather: Overcast, Rail Position: +3m Entire



Section	Overall	1000m	800m	600m	400m	200m							
Section Times	1:04.02 [1] (0:08.31)	0:55.71 [4] (0:10.86)	0:44.85 [4] (0:10.77)	0:34.08 [4] (0:11.31)	0:22.77 [3] (0:11.25)	0:11.52 [2] (0:11.52)							
Average Speed [km/h]	43.4	66.1	66.7	63.6	64.2	62.5							
Top Speed [km/h]	63.8	67.6	67.4	64.8	65.4	64.5							
Avg. Dist. to Rail [m]	9.7	1.7	1.4	0.5	1.3	4.2							
Avg. Stride Freq. [Hz]	2.3	2.5	2.5	2.4	2.5	2.4							
Avg. Stride Length [m]	5.1	7.3	7.0	7.2	7.1	7.2							





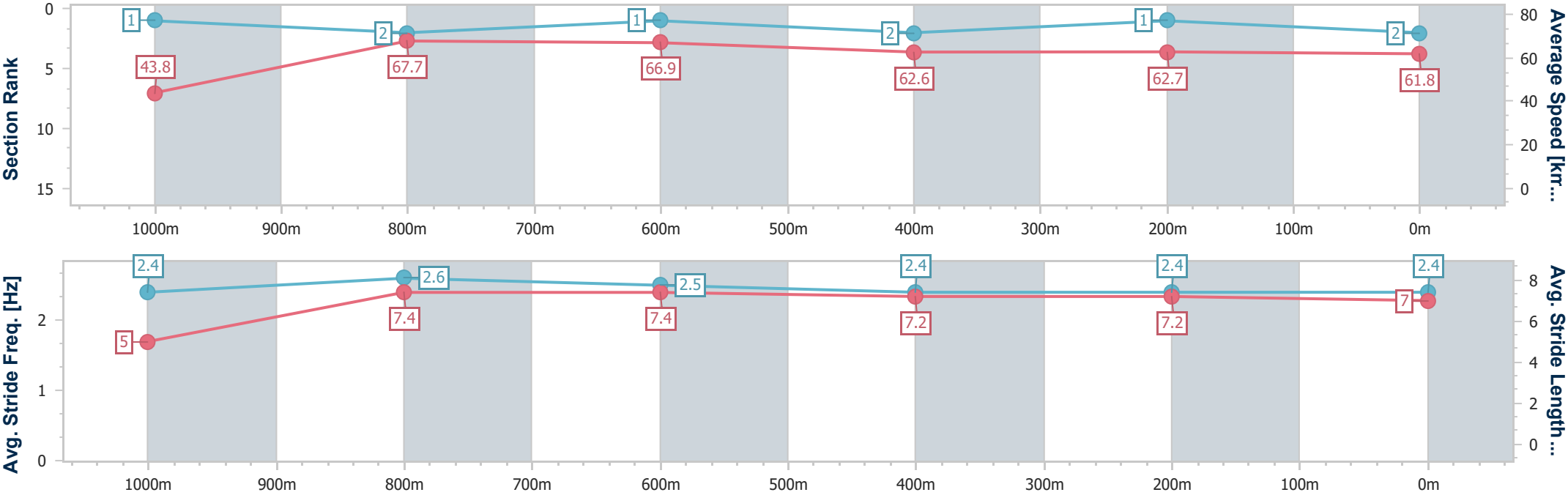
Horse/Jockey Name	Holy Racket
Final Rank	2
Fastest Section Time (Section)	0:08.26 (Overall)
Top Speed [km/h] (Section)	69.2 (1000m)
Race State	Finished



IpswichProfessional  
Race 7: XXXX BAT OUT OF HELL - WEIGHTS RAISED 0.5KG - 1100m  
14 May 2025 - 15:28  
Track Rating: Soft 5, Weather: Overcast, Rail Position: +3m Entire



Section	Overall	1000m	800m	600m	400m	200m							
Section Times	1:04.13 [2] (0:08.26)	0:55.87 [1] (0:10.69)	0:45.18 [2] (0:10.81)	0:34.37 [1] (0:11.40)	0:22.97 [2] (0:11.34)	0:11.63 [1] (0:11.63)							
Average Speed [km/h]	43.8	67.7	66.9	62.6	62.7	61.8							
Top Speed [km/h]	65.2	69.2	68.2	65.1	64.5	63.8							
Avg. Dist. to Rail [m]	8.1	2.0	1.2	2.0	3.4	1.0							
Avg. Stride Freq. [Hz]	2.4	2.6	2.5	2.4	2.4	2.4							
Avg. Stride Length [m]	5.0	7.4	7.4	7.2	7.2	7.0							





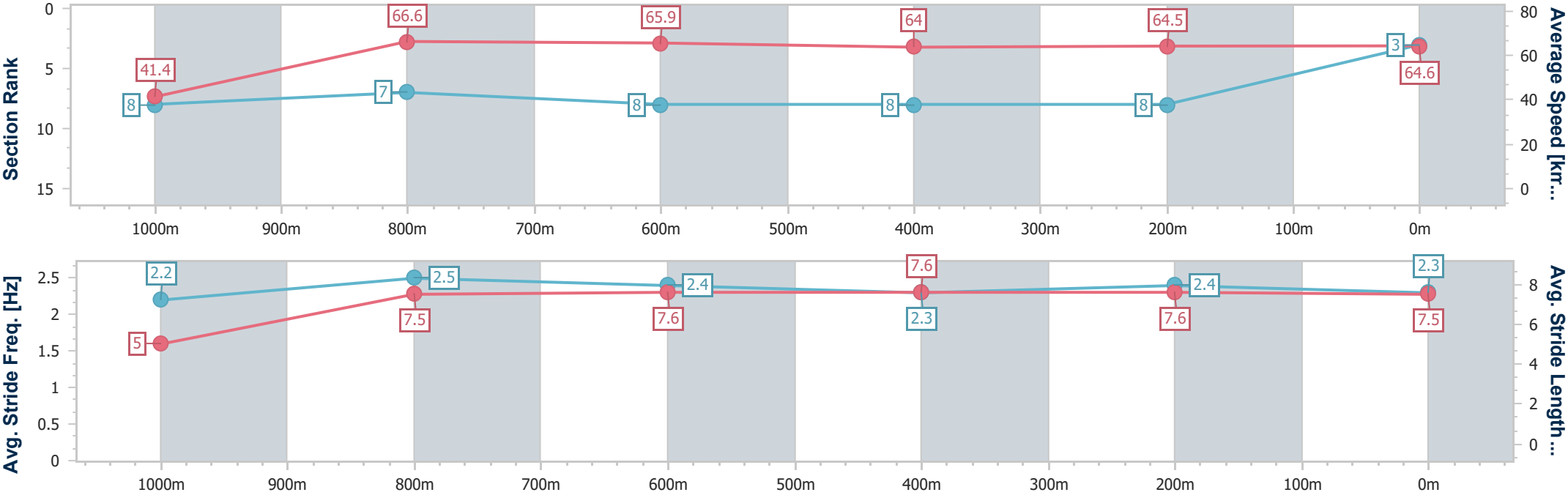
Horse/Jockey Name	Nettuno
Final Rank	3
Fastest Section Time (Section)	0:08.70 (Overall)
Top Speed [km/h] (Section)	68.7 (1000m)
Race State	Finished



IpswichProfessional  
Race 7: XXXX BAT OUT OF HELL - WEIGHTS RAISED 0.5KG - 1100m  
14 May 2025 - 15:28  
Track Rating: Soft 5, Weather: Overcast, Rail Position: +3m Entire



Section	Overall	1000m	800m	600m	400m	200m							
Section Times	1:04.14 [3] (0:08.70)	0:55.44 [8] (0:10.87)	0:44.57 [7] (0:10.98)	0:33.59 [8] (0:11.28)	0:22.31 [8] (0:11.14)	0:11.17 [8] (0:11.17)							
Average Speed [km/h]	41.4	66.6	65.9	64.0	64.5	64.6							
Top Speed [km/h]	63.7	68.7	67.8	65.4	66.1	66.2							
Avg. Dist. to Rail [m]	13.7	3.8	1.0	0.4	1.4	4.6							
Avg. Stride Freq. [Hz]	2.2	2.5	2.4	2.3	2.4	2.3							
Avg. Stride Length [m]	5.0	7.5	7.6	7.6	7.6	7.5							





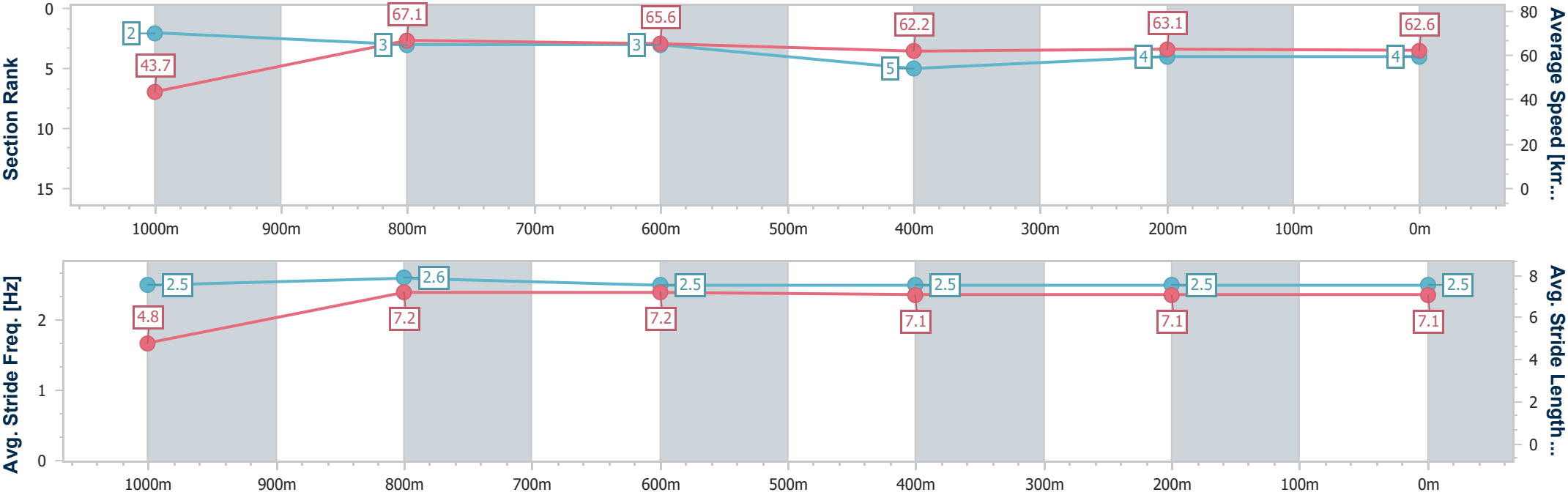
Horse/Jockey Name	Wanda Rox
Final Rank	4
Fastest Section Time (Section)	0:08.28 (Overall)
Top Speed [km/h] (Section)	68.4 (1000m)
Race State	Finished



IpswichProfessional  
Race 7: XXXX BAT OUT OF HELL - WEIGHTS RAISED 0.5KG - 1100m  
14 May 2025 - 15:28  
Track Rating: Soft 5, Weather: Overcast, Rail Position: +3m Entire



Section	Overall	1000m	800m	600m	400m	200m							
Section Times	1:04.21 [4] (0:08.28)	0:55.93 [2] (0:10.73)	0:45.20 [3] (0:10.92)	0:34.28 [3] (0:11.49)	0:22.79 [5] (0:11.29)	0:11.50 [4] (0:11.50)							
Average Speed [km/h]	43.7	67.1	65.6	62.2	63.1	62.6							
Top Speed [km/h]	64.3	68.4	66.6	64.9	65.1	64.1							
Avg. Dist. to Rail [m]	5.6	0.7	0.4	1.5	2.6	2.0							
Avg. Stride Freq. [Hz]	2.5	2.6	2.5	2.5	2.5	2.5							
Avg. Stride Length [m]	4.8	7.2	7.2	7.1	7.1	7.1							





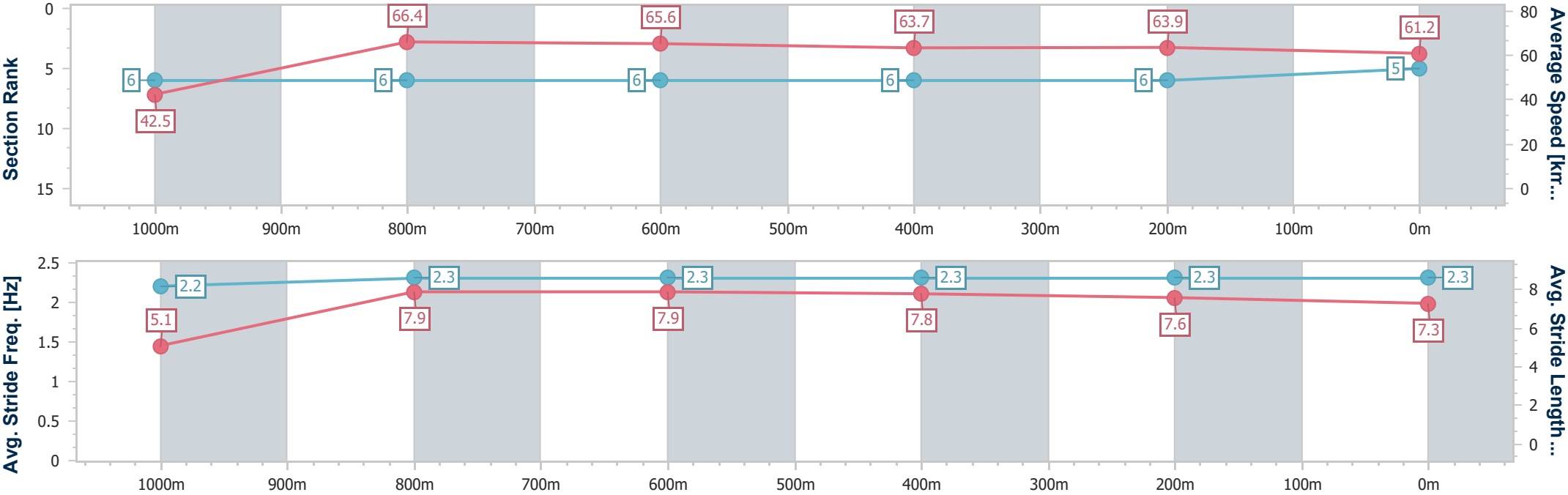
Horse/Jockey Name	Avone
Final Rank	5
Fastest Section Time (Section)	0:08.49 (Overall)
Top Speed [km/h] (Section)	69.1 (1000m)
Race State	Finished



IpswichProfessional  
Race 7: XXXX BAT OUT OF HELL - WEIGHTS RAISED 0.5KG - 1100m  
14 May 2025 - 15:28  
Track Rating: Soft 5, Weather: Overcast, Rail Position: +3m Entire



Section	Overall	1000m	800m	600m	400m	200m							
Section Times	1:04.55 [5] (0:08.49)	0:56.06 [6] (0:10.89)	0:45.17 [6] (0:10.98)	0:34.19 [6] (0:11.26)	0:22.93 [6] (0:11.15)	0:11.78 [6] (0:11.78)							
Average Speed [km/h]	42.5	66.4	65.6	63.7	63.9	61.2							
Top Speed [km/h]	62.4	69.1	66.9	65.5	64.7	64.1							
Avg. Dist. to Rail [m]	11.4	2.4	0.4	1.3	2.1	2.0							
Avg. Stride Freq. [Hz]	2.2	2.3	2.3	2.3	2.3	2.3							
Avg. Stride Length [m]	5.1	7.9	7.9	7.8	7.6	7.3							





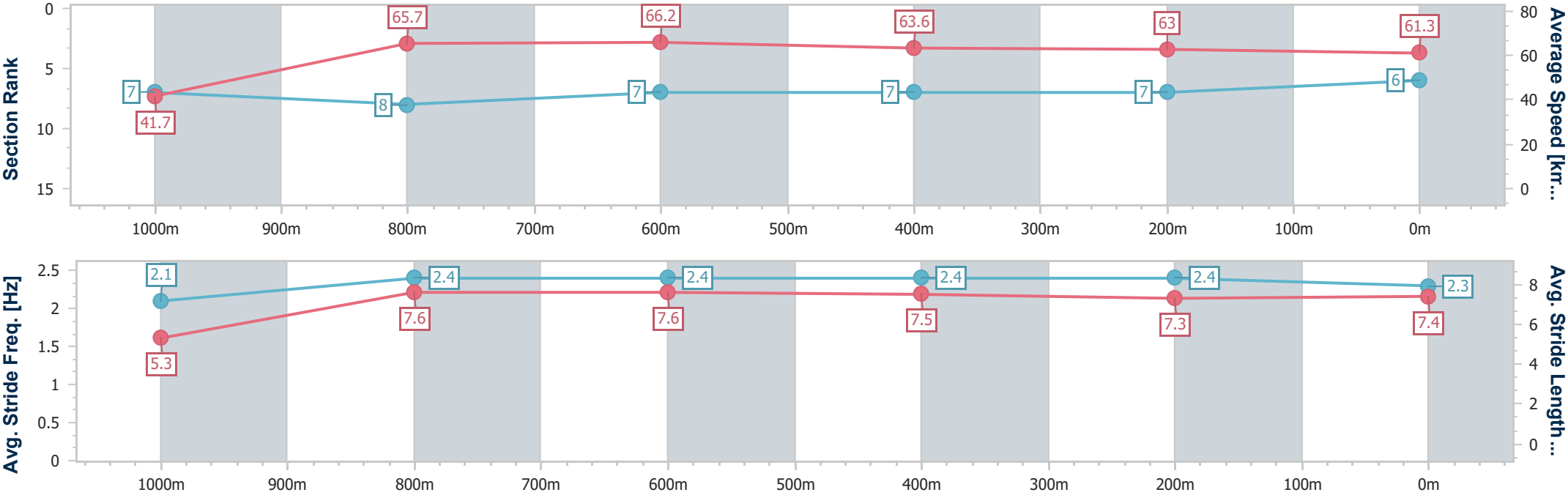
Horse/Jockey Name	Ralphie
Final Rank	6
Fastest Section Time (Section)	0:08.64 (Overall)
Top Speed [km/h] (Section)	68.3 (800m)
Race State	Finished



IpswichProfessional  
Race 7: XXXX BAT OUT OF HELL - WEIGHTS RAISED 0.5KG - 1100m  
14 May 2025 - 15:28  
Track Rating: Soft 5, Weather: Overcast, Rail Position: +3m Entire



Section	Overall	1000m	800m	600m	400m	200m							
Section Times	1:04.67 [6] (0:08.64)	0:56.03 [7] (0:10.98)	0:45.05 [8] (0:10.80)	0:34.25 [7] (0:11.25)	0:23.00 [7] (0:11.27)	0:11.73 [7] (0:11.73)							
Average Speed [km/h]	41.7	65.7	66.2	63.6	63.0	61.3							
Top Speed [km/h]	62.9	67.8	68.3	64.7	65.4	64.6							
Avg. Dist. to Rail [m]	7.1	1.3	1.0	2.4	2.0	0.9							
Avg. Stride Freq. [Hz]	2.1	2.4	2.4	2.4	2.4	2.3							
Avg. Stride Length [m]	5.3	7.6	7.6	7.5	7.3	7.4							





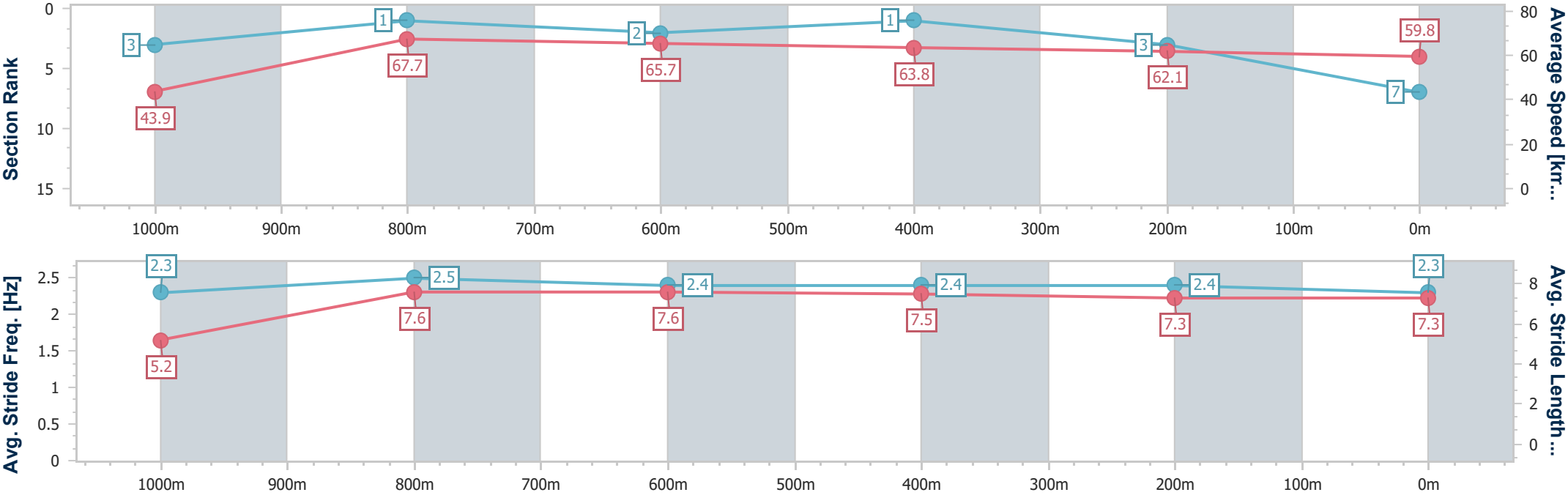
Horse/Jockey Name	Bring Me Kash
Final Rank	7
Fastest Section Time (Section)	0:08.28 (Overall)
Top Speed [km/h] (Section)	68.7 (1000m)
Race State	Finished



IpswichProfessional  
Race 7: XXXX BAT OUT OF HELL - WEIGHTS RAISED 0.5KG - 1100m  
14 May 2025 - 15:28  
Track Rating: Soft 5, Weather: Overcast, Rail Position: +3m Entire



Section	Overall	1000m	800m	600m	400m	200m							
Section Times	1:04.73 [7] (0:08.28)	0:56.45 [3] (0:10.65)	0:45.80 [1] (0:10.96)	0:34.84 [2] (0:11.25)	0:23.59 [1] (0:11.54)	0:12.05 [3] (0:12.05)							
Average Speed [km/h]	43.9	67.7	65.7	63.8	62.1	59.8							
Top Speed [km/h]	65.4	68.7	68.2	66.1	63.3	61.6							
Avg. Dist. to Rail [m]	8.5	1.6	0.5	0.5	1.1	1.6							
Avg. Stride Freq. [Hz]	2.3	2.5	2.4	2.4	2.4	2.3							
Avg. Stride Length [m]	5.2	7.6	7.6	7.5	7.3	7.3							







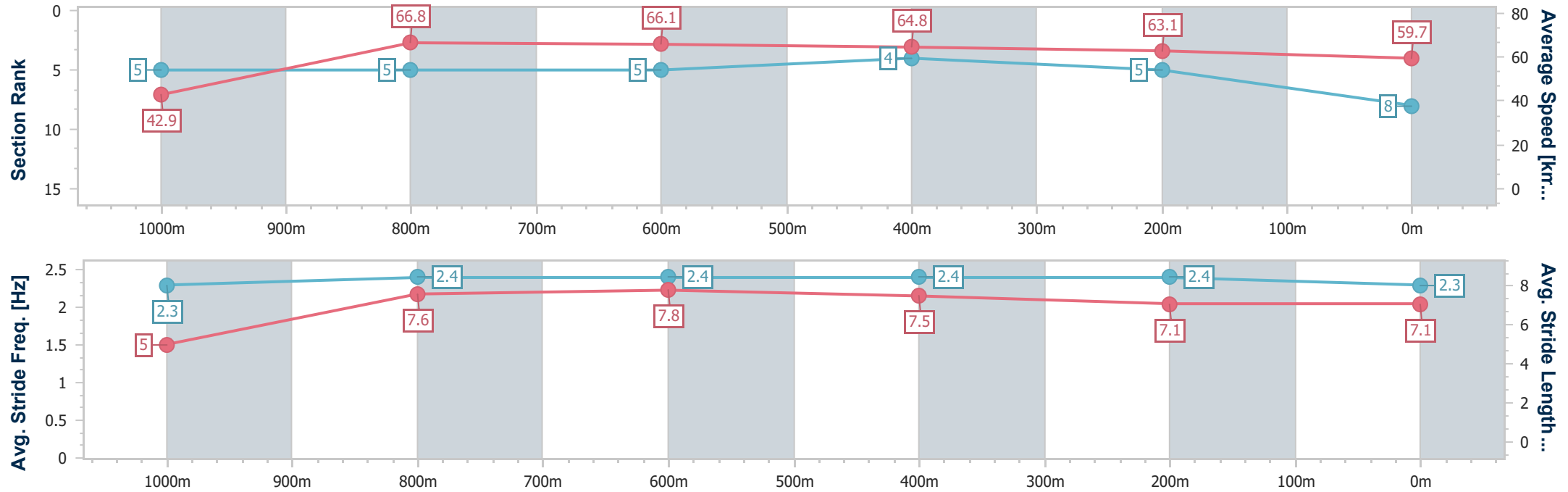
Horse/Jockey Name	The Lucky Alien
Final Rank	8
Fastest Section Time (Section)	0:08.44 (Overall)
Top Speed [km/h] (Section)	68.5 (1000m)
Race State	Finished



IpswichProfessional  
Race 7: XXXX BAT OUT OF HELL - WEIGHTS RAISED 0.5KG - 1100m  
14 May 2025 - 15:28  
Track Rating: Soft 5, Weather: Overcast, Rail Position: +3m Entire



Section	Overall	1000m	800m	600m	400m	200m							
Section Times	1:04.81 [8] (0:08.44)	0:56.37 [5] (0:10.81)	0:45.56 [5] (0:10.96)	0:34.60 [5] (0:11.16)	0:23.44 [4] (0:11.39)	0:12.05 [5] (0:12.05)							
Average Speed [km/h]	42.9	66.8	66.1	64.8	63.1	59.7							
Top Speed [km/h]	66.0	68.5	67.7	66.0	64.5	63.7							
Avg. Dist. to Rail [m]	12.6	3.8	1.1	0.6	0.8	3.1							
Avg. Stride Freq. [Hz]	2.3	2.4	2.4	2.4	2.4	2.3							
Avg. Stride Length [m]	5.0	7.6	7.8	7.5	7.1	7.1							





# IpswichProfessional

## Race 8: SEVEN Class 4 Handicap - WEIGHTS RAISED 0.5KG - 1200m

14 May 2025 - 16:03



Track Rating: Soft 5, Weather: Overcast, Rail Position: +3m Entire

Section						Overall	1000m	800m	600m	400m	200m	Last 600m	
Field Times						1:11.22 (0:13.67)	0:57.55 (0:10.67)	0:46.88 (0:11.17)	0:35.71 (0:11.76)	0:23.95 (0:12.13)	0:11.82 (0:11.82)	0:35.71	
Rank	TAB	Horse/Jockey	Barrier	Top Speed [km/h]	Fastest Section							Margin	Distance Travelled [m]
1	4	ALDOLFITO	9	66.0	0:11.10	1:11.22 [1]	0:56.77 [9]	0:45.67 [9]	0:34.49 [9]	0:23.12 [9]	0:11.52 [7]	1:11.22	0:34.49
		Noel Callow		800m	1000m	(0:14.45)	(0:11.10)	(0:11.18)	(0:11.37)	(0:11.60)	(0:11.52)		
2	5	PARTY SPIRIT	3	68.1	0:10.80	1:11.28 [2]	0:57.20 [4]	0:46.40 [4]	0:35.22 [4]	0:23.69 [4]	0:11.88 [1]	0.36L	0:35.22 -5
		Bailey Wheeler		1000m	1000m	(0:14.08)	(0:10.80)	(0:11.18)	(0:11.53)	(0:11.81)	(0:11.88)		
3	2	GIVE GIGGLES	11	67.2	0:11.02	1:11.46 [3]	0:57.22 [6]	0:46.20 [8]	0:35.04 [7]	0:23.60 [7]	0:11.83 [4]	1.43L	0:35.04 -5
		Emily Lang		1000m	1000m	(0:14.24)	(0:11.02)	(0:11.16)	(0:11.44)	(0:11.77)	(0:11.83)		
4	3	RESTONICA	4	67.5	0:10.84	1:11.52 [4]	0:57.25 [8]	0:46.41 [6]	0:35.26 [5]	0:23.79 [5]	0:11.96 [2]	1.8L	0:35.26 -6
		Cody Collis		1000m	1000m	(0:14.27)	(0:10.84)	(0:11.15)	(0:11.47)	(0:11.83)	(0:11.96)		
5	16	INDAZA	5	67.4	0:10.85	1:11.59 [5]	0:57.34 [7]	0:46.49 [5]	0:35.25 [6]	0:23.81 [6]	0:12.00 [3]	2.16L	0:35.25 -4
		Angela Jones		1000m	1000m	(0:14.25)	(0:10.85)	(0:11.24)	(0:11.44)	(0:11.81)	(0:12.00)		
6	13	OBEROI PRINCESS	6	67.8	0:10.91	1:11.88 [6]	0:57.67 [5]	0:46.76 [7]	0:35.33 [8]	0:23.88 [8]	0:12.00 [10]	3.9L	0:35.33 -1
		Tahlia Fenlon		1000m	1000m	(0:14.21)	(0:10.91)	(0:11.43)	(0:11.45)	(0:11.88)	(0:12.00)		
7	12	HUSS ON FIRST	12	65.0	0:11.17	1:11.90 [7]	0:57.35 [10]	0:46.18 [11]	0:34.95 [11]	0:23.40 [12]	0:11.67 [13]	4.01L	0:34.95 -2
		Georgina Cartwright		1000m	1000m	(0:14.55)	(0:11.17)	(0:11.23)	(0:11.55)	(0:11.73)	(0:11.67)		
8	6	BOONDOCKS	10	67.9	0:11.08	1:11.91 [8]	0:57.28 [11]	0:46.20 [10]	0:34.96 [10]	0:23.59 [10]	0:11.73 [11]	4.08L	0:34.96 +4
		Michael Rodd		800m	1000m	(0:14.63)	(0:11.08)	(0:11.24)	(0:11.37)	(0:11.86)	(0:11.73)		
9	15	DIANA'S AFFAIR	7	65.1	0:11.17	1:11.99 [9]	0:57.32 [12]	0:46.02 [12]	0:34.85 [12]	0:23.66 [11]	0:12.16 [9]	4.54L	0:34.85 -6
		Robbie Dolan		600m	800m	(0:14.67)	(0:11.30)	(0:11.17)	(0:11.19)	(0:11.50)	(0:12.16)		
10	11	CARTWHEELS	13	66.7	0:11.07	1:12.31 [10]	0:57.39 [13]	0:46.32 [13]	0:35.11 [13]	0:23.75 [13]	0:12.11 [12]	6.41L	0:35.11 -2
		Damien Thornton		800m	1000m	(0:14.92)	(0:11.07)	(0:11.21)	(0:11.36)	(0:11.64)	(0:12.11)		

Scratched: Too Hard To Refuse (#9), Salt Lake Betty (#14), Simply Excels (#10)



# IpswichProfessional

## Race 8: SEVEN Class 4 Handicap - WEIGHTS RAISED 0.5KG - 1200m

14 May 2025 - 16:03



Track Rating: Soft 5, Weather: Overcast, Rail Position: +3m Entire

Section		Overall				1000m	800m	600m	400m	200m	Last 600m		
Field Times		1:11.22				0:57.55	0:46.88	0:35.71	0:23.95	0:11.82	0:35.71		
		(0:13.67)				(0:10.67)	(0:11.17)	(0:11.76)	(0:12.13)	(0:11.82)			
Rank	TAB	Horse/Jockey	Barrier	Top Speed [km/h]	Fastest Section							Margin	Distance Travelled [m]
11	1	STANISLAUS	8	67.8	0:10.80	1:12.40 [11]	0:58.49 [3]	0:47.69 [3]	0:36.50 [3]	0:24.86 [3]	0:12.73 [6]	6.96L	0:36.50 -2
		Jake Bayliss		1000m	1000m	(0:13.91)	(0:10.80)	(0:11.19)	(0:11.64)	(0:12.13)	(0:12.73)		
12	8	THE GAMBLING GREEK	1	68.9	0:10.67	1:12.92 [12]	0:59.22 [2]	0:48.55 [2]	0:37.41 [1]	0:25.62 [2]	0:13.27 [5]	10L	0:37.41 -9
		Kyle Wilson-Taylor		1000m	1000m	(0:13.70)	(0:10.67)	(0:11.14)	(0:11.79)	(0:12.35)	(0:13.27)		
13	7	TARPS	2	68.6	0:10.67	1:13.41 [13]	0:59.74 [1]	0:49.07 [1]	0:37.82 [2]	0:26.14 [1]	0:13.62 [8]	12.87L	0:37.82 -6
		Jade Hampson		1000m	1000m	(0:13.67)	(0:10.67)	(0:11.25)	(0:11.68)	(0:12.52)	(0:13.62)		

Scratched: Too Hard To Refuse (#9), Salt Lake Betty (#14), Simply Excels (#10)



Horse/Jockey Name	Aldolfito
Final Rank	1
Fastest Section Time (Section)	0:11.10 (1000m)
Top Speed [km/h] (Section)	66.0 (800m)
Race State	Finished



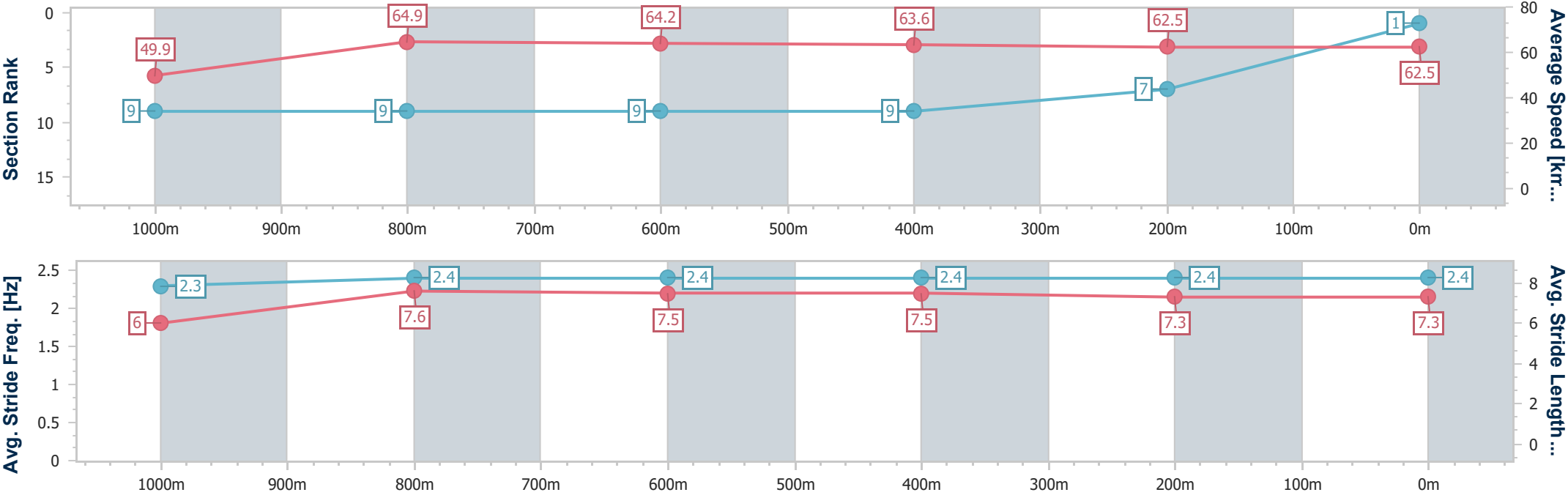
IpswichProfessional  
Race 8: SEVEN Class 4 Handicap - WEIGHTS RAISED 0.5KG -  
1200m



14 May 2025 - 16:03

Track Rating: Soft 5, Weather: Overcast, Rail Position: +3m Entire

Section	Overall	1000m	800m	600m	400m	200m							
Section Times	1:11.22 [1] (0:14.45)	0:56.77 [9] (0:11.10)	0:45.67 [9] (0:11.18)	0:34.49 [9] (0:11.37)	0:23.12 [9] (0:11.60)	0:11.52 [7] (0:11.52)							
Average Speed [km/h]	49.9	64.9	64.2	63.6	62.5	62.5							
Top Speed [km/h]	64.3	65.7	66.0	64.8	63.8	64.9							
Avg. Dist. to Rail [m]	6.5	1.0	0.2	0.5	3.0	3.9							
Avg. Stride Freq. [Hz]	2.3	2.4	2.4	2.4	2.4	2.4							
Avg. Stride Length [m]	6.0	7.6	7.5	7.5	7.3	7.3							





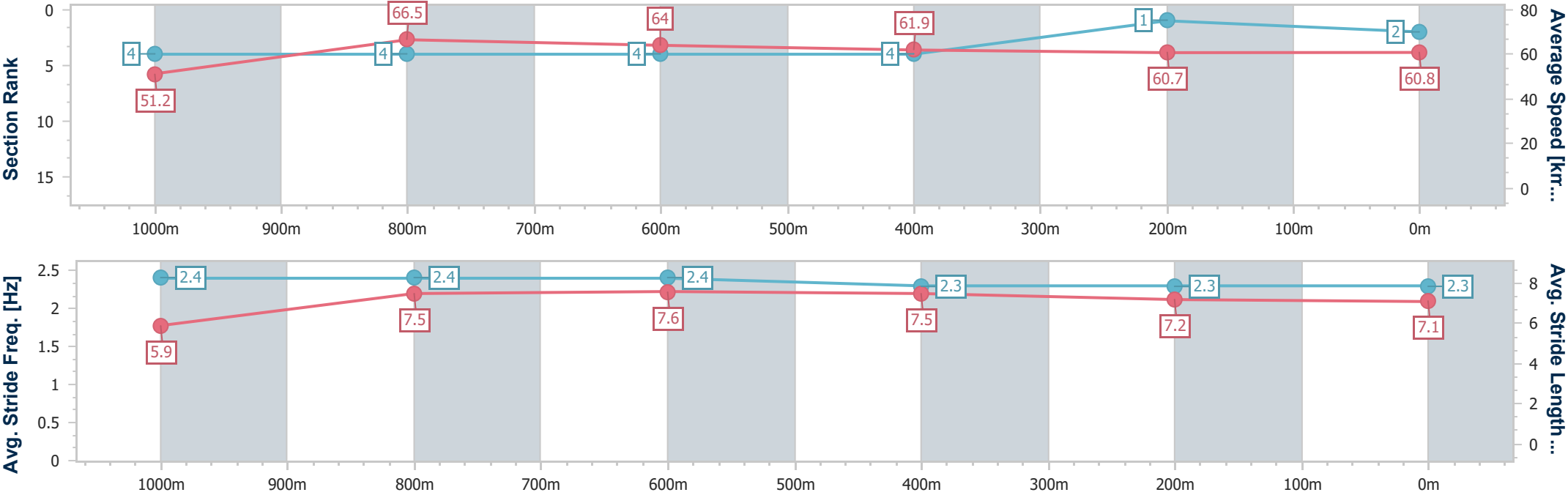
Horse/Jockey Name	Party Spirit
Final Rank	2
Fastest Section Time (Section)	0:10.80 (1000m)
Top Speed [km/h] (Section)	68.1 (1000m)
Race State	Finished



IpswichProfessional  
Race 8: SEVEN Class 4 Handicap - WEIGHTS RAISED 0.5KG - 1200m  
14 May 2025 - 16:03  
Track Rating: Soft 5, Weather: Overcast, Rail Position: +3m Entire



Section	Overall	1000m	800m	600m	400m	200m							
Section Times	1:11.28 [2] (0:14.08)	0:57.20 [4] (0:10.80)	0:46.40 [4] (0:11.18)	0:35.22 [4] (0:11.53)	0:23.69 [4] (0:11.81)	0:11.88 [1] (0:11.88)							
Average Speed [km/h]	51.2	66.5	64.0	61.9	60.7	60.8							
Top Speed [km/h]	67.9	68.1	65.3	63.6	61.7	61.8							
Avg. Dist. to Rail [m]	3.5	0.9	1.2	2.3	0.9	0.2							
Avg. Stride Freq. [Hz]	2.4	2.4	2.4	2.3	2.3	2.3							
Avg. Stride Length [m]	5.9	7.5	7.6	7.5	7.2	7.1							





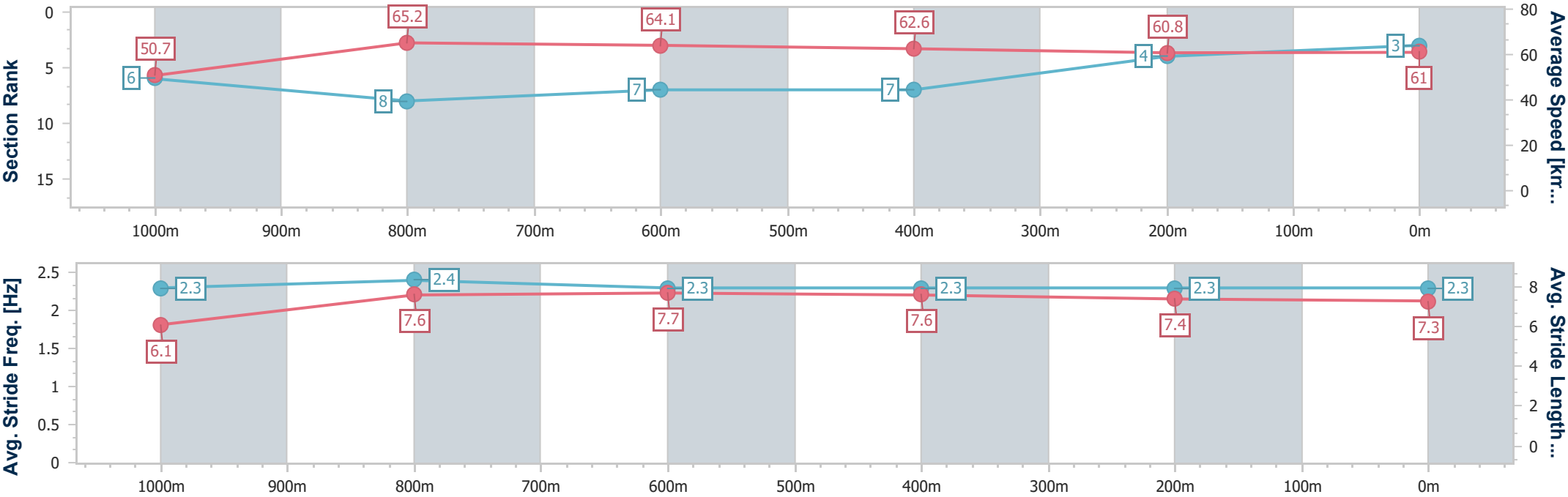
Horse/Jockey Name	Give Giggles
Final Rank	3
Fastest Section Time (Section)	0:11.02 (1000m)
Top Speed [km/h] (Section)	67.2 (1000m)
Race State	Finished



IpswichProfessional  
Race 8: SEVEN Class 4 Handicap - WEIGHTS RAISED 0.5KG - 1200m  
14 May 2025 - 16:03  
Track Rating: Soft 5, Weather: Overcast, Rail Position: +3m Entire



Section	Overall	1000m	800m	600m	400m	200m							
Section Times	1:11.46 [3] (0:14.24)	0:57.22 [6] (0:11.02)	0:46.20 [8] (0:11.16)	0:35.04 [7] (0:11.44)	0:23.60 [7] (0:11.77)	0:11.83 [4] (0:11.83)							
Average Speed [km/h]	50.7	65.2	64.1	62.6	60.8	61.0							
Top Speed [km/h]	64.2	67.2	65.3	64.7	62.7	62.8							
Avg. Dist. to Rail [m]	8.1	1.1	1.6	1.5	1.0	0.8							
Avg. Stride Freq. [Hz]	2.3	2.4	2.3	2.3	2.3	2.3							
Avg. Stride Length [m]	6.1	7.6	7.7	7.6	7.4	7.3							





Horse/Jockey Name	Restonica
Final Rank	4
Fastest Section Time (Section)	0:10.84 (1000m)
Top Speed [km/h] (Section)	67.5 (1000m)
Race State	Finished



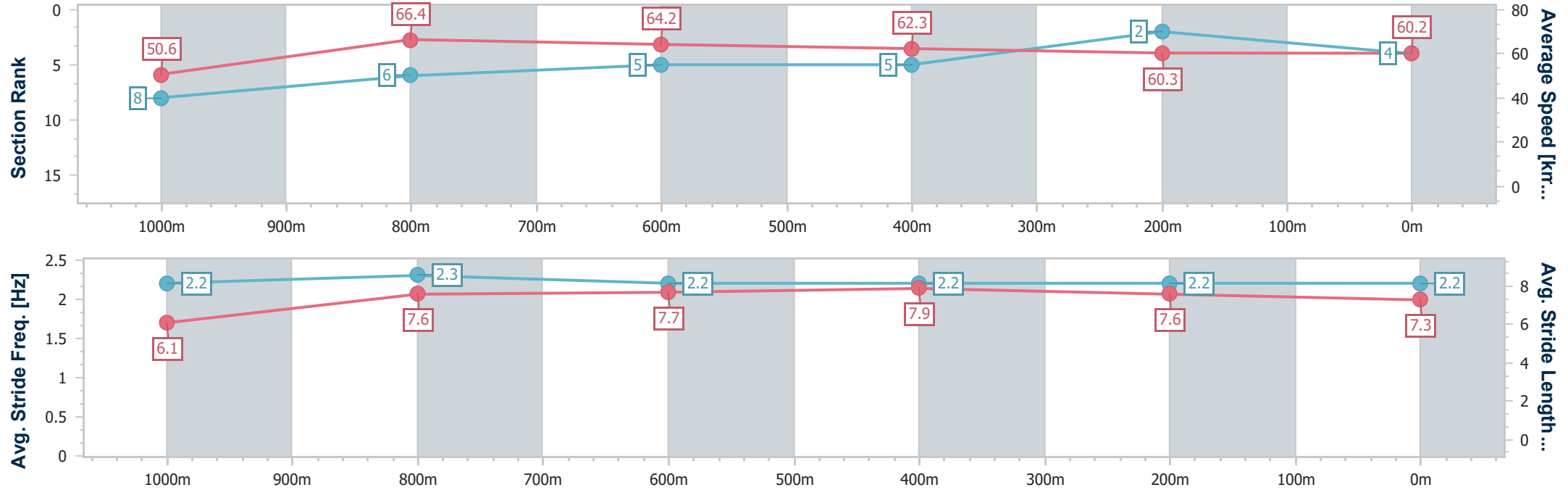
IpswichProfessional  
Race 8: SEVEN Class 4 Handicap - WEIGHTS RAISED 0.5KG -  
1200m



14 May 2025 - 16:03

Track Rating: Soft 5, Weather: Overcast, Rail Position: +3m Entire

Section	Overall	1000m	800m	600m	400m	200m							
Section Times	1:11.52 [4] (0:14.27)	0:57.25 [8] (0:10.84)	0:46.41 [6] (0:11.15)	0:35.26 [5] (0:11.47)	0:23.79 [5] (0:11.83)	0:11.96 [2] (0:11.96)							
Average Speed [km/h]	50.6	66.4	64.2	62.3	60.3	60.2							
Top Speed [km/h]	66.4	67.5	65.3	64.3	61.8	61.2							
Avg. Dist. to Rail [m]	2.4	0.3	0.8	2.1	2.6	2.0							
Avg. Stride Freq. [Hz]	2.2	2.3	2.2	2.2	2.2	2.2							
Avg. Stride Length [m]	6.1	7.6	7.7	7.9	7.6	7.3							





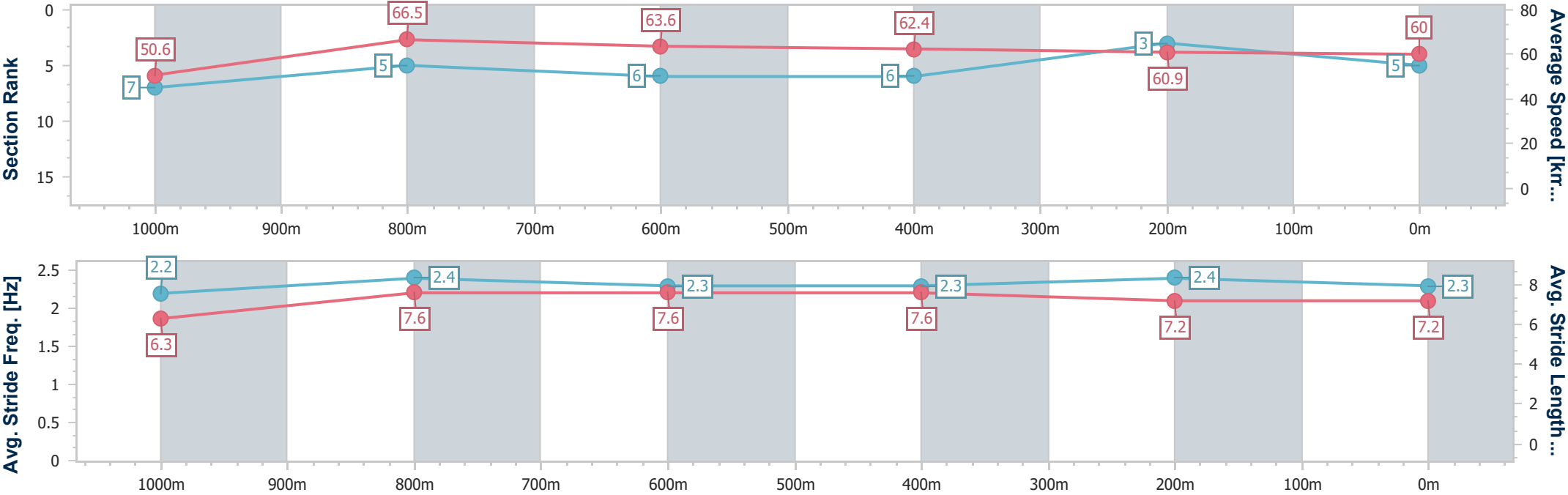
Horse/Jockey Name	Indaza
Final Rank	5
Fastest Section Time (Section)	0:10.85 (1000m)
Top Speed [km/h] (Section)	67.4 (1000m)
Race State	Finished



IpswichProfessional  
Race 8: SEVEN Class 4 Handicap - WEIGHTS RAISED 0.5KG - 1200m  
14 May 2025 - 16:03  
Track Rating: Soft 5, Weather: Overcast, Rail Position: +3m Entire



Section	Overall	1000m	800m	600m	400m	200m							
Section Times	1:11.59 [5] (0:14.25)	0:57.34 [7] (0:10.85)	0:46.49 [5] (0:11.24)	0:35.25 [6] (0:11.44)	0:23.81 [6] (0:11.81)	0:12.00 [3] (0:12.00)							
Average Speed [km/h]	50.6	66.5	63.6	62.4	60.9	60.0							
Top Speed [km/h]	65.9	67.4	65.3	63.8	62.5	62.5							
Avg. Dist. to Rail [m]	3.3	0.8	1.1	2.0	1.0	0.8							
Avg. Stride Freq. [Hz]	2.2	2.4	2.3	2.3	2.4	2.3							
Avg. Stride Length [m]	6.3	7.6	7.6	7.6	7.2	7.2							







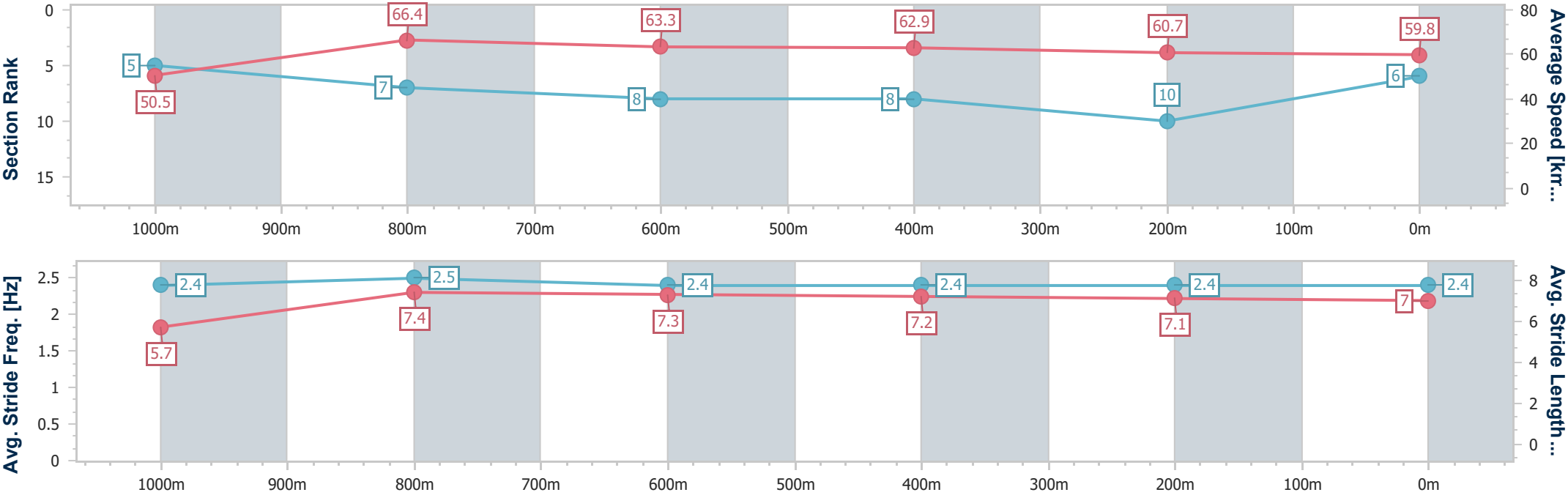
Horse/Jockey Name	Oberoi Princess
Final Rank	6
Fastest Section Time (Section)	0:10.91 (1000m)
Top Speed [km/h] (Section)	67.8 (1000m)
Race State	Finished



IpswichProfessional  
Race 8: SEVEN Class 4 Handicap - WEIGHTS RAISED 0.5KG - 1200m  
14 May 2025 - 16:03  
Track Rating: Soft 5, Weather: Overcast, Rail Position: +3m Entire



Section	Overall	1000m	800m	600m	400m	200m							
Section Times	1:11.88 [6] (0:14.21)	0:57.67 [5] (0:10.91)	0:46.76 [7] (0:11.43)	0:35.33 [8] (0:11.45)	0:23.88 [8] (0:11.88)	0:12.00 [10] (0:12.00)							
Average Speed [km/h]	50.5	66.4	63.3	62.9	60.7	59.8							
Top Speed [km/h]	66.0	67.8	64.0	65.8	62.6	61.2							
Avg. Dist. to Rail [m]	5.0	2.0	1.2	0.7	1.0	2.8							
Avg. Stride Freq. [Hz]	2.4	2.5	2.4	2.4	2.4	2.4							
Avg. Stride Length [m]	5.7	7.4	7.3	7.2	7.1	7.0							





Horse/Jockey Name	Huss On First
Final Rank	7
Fastest Section Time (Section)	0:11.17 (1000m)
Top Speed [km/h] (Section)	65.0 (1000m)
Race State	Finished



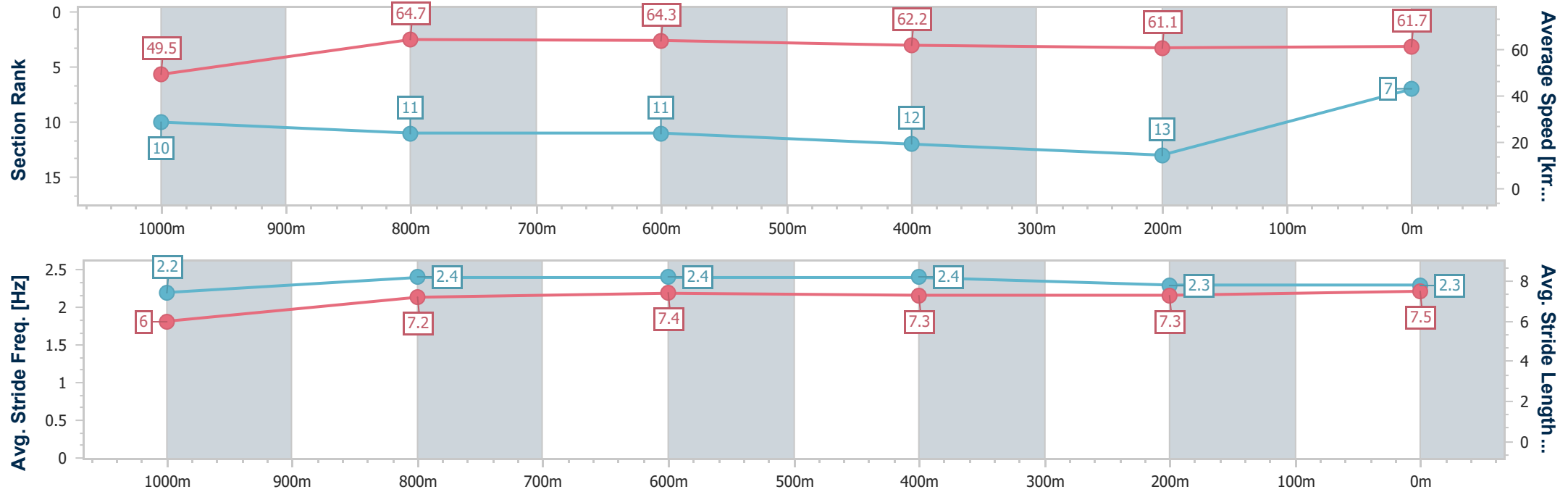
IpswichProfessional  
Race 8: SEVEN Class 4 Handicap - WEIGHTS RAISED 0.5KG - 1200m



14 May 2025 - 16:03

Track Rating: Soft 5, Weather: Overcast, Rail Position: +3m Entire

Section	Overall	1000m	800m	600m	400m	200m							
Section Times	1:11.90 [7] (0:14.55)	0:57.35 [10] (0:11.17)	0:46.18 [11] (0:11.23)	0:34.95 [11] (0:11.55)	0:23.40 [12] (0:11.73)	0:11.67 [13] (0:11.67)							
Average Speed [km/h]	49.5	64.7	64.3	62.2	61.1	61.7							
Top Speed [km/h]	63.4	65.0	65.0	63.7	63.1	63.1							
Avg. Dist. to Rail [m]	9.0	1.6	0.6	0.5	1.6	1.0							
Avg. Stride Freq. [Hz]	2.2	2.4	2.4	2.4	2.3	2.3							
Avg. Stride Length [m]	6.0	7.2	7.4	7.3	7.3	7.5							





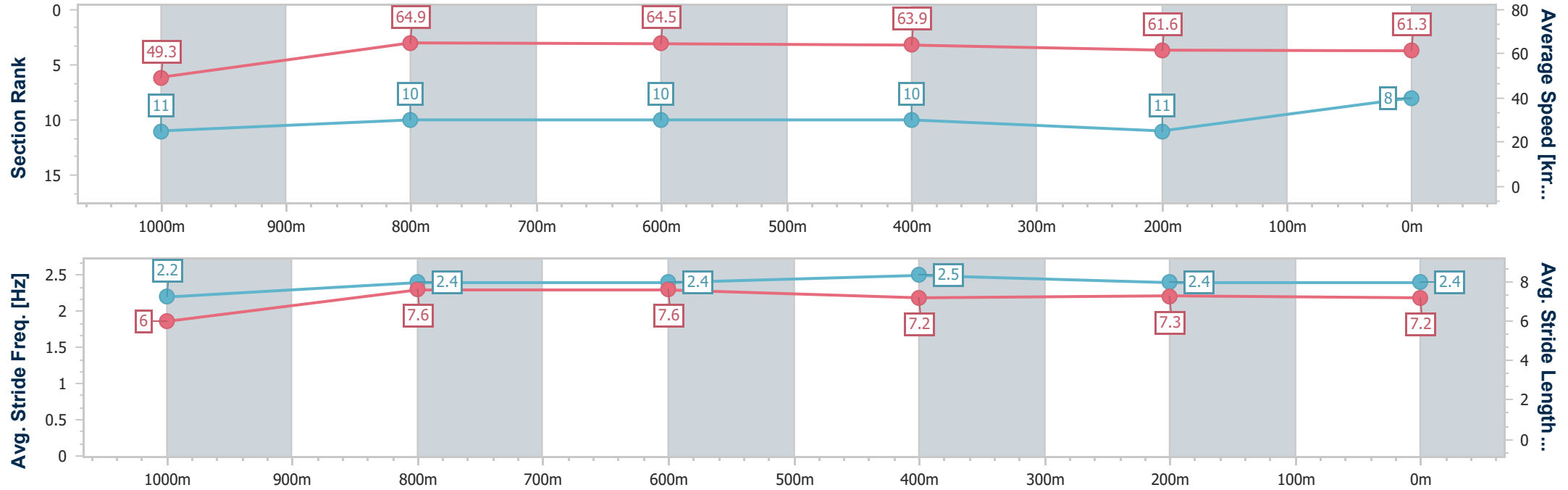
Horse/Jockey Name	Boondocks
Final Rank	8
Fastest Section Time (Section)	0:11.08 (1000m)
Top Speed [km/h] (Section)	67.9 (800m)
Race State	Finished



IpswichProfessional  
Race 8: SEVEN Class 4 Handicap - WEIGHTS RAISED 0.5KG - 1200m  
14 May 2025 - 16:03  
Track Rating: Soft 5, Weather: Overcast, Rail Position: +3m Entire



Section	Overall	1000m	800m	600m	400m	200m							
Section Times	1:11.91 [8] (0:14.63)	0:57.28 [11] (0:11.08)	0:46.20 [10] (0:11.24)	0:34.96 [10] (0:11.37)	0:23.59 [10] (0:11.86)	0:11.73 [11] (0:11.73)							
Average Speed [km/h]	49.3	64.9	64.5	63.9	61.6	61.3							
Top Speed [km/h]	64.4	67.8	67.9	65.8	63.1	62.0							
Avg. Dist. to Rail [m]	6.2	0.6	1.1	2.2	4.3	5.1							
Avg. Stride Freq. [Hz]	2.2	2.4	2.4	2.5	2.4	2.4							
Avg. Stride Length [m]	6.0	7.6	7.6	7.2	7.3	7.2							





Horse/Jockey Name	Diana's Affair
Final Rank	9
Fastest Section Time (Section)	0:11.17 (800m)
Top Speed [km/h] (Section)	65.1 (600m)
Race State	Finished



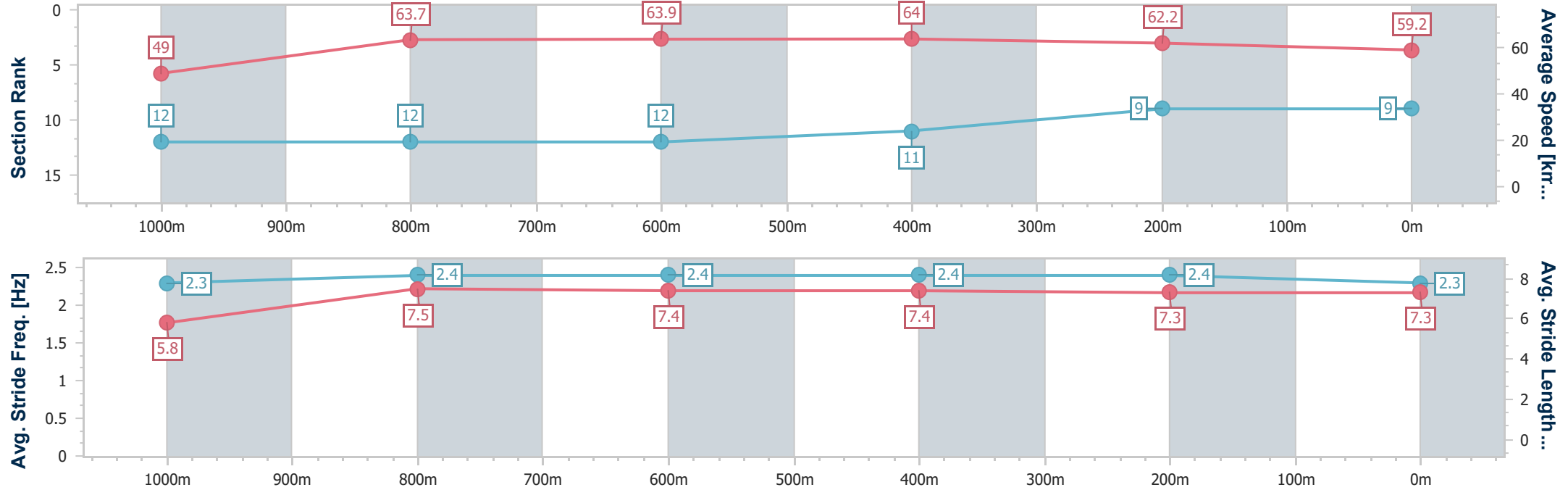
IpswichProfessional  
Race 8: SEVEN Class 4 Handicap - WEIGHTS RAISED 0.5KG - 1200m



14 May 2025 - 16:03

Track Rating: Soft 5, Weather: Overcast, Rail Position: +3m Entire

Section	Overall	1000m	800m	600m	400m	200m							
Section Times	1:11.99 [9] (0:14.67)	0:57.32 [12] (0:11.30)	0:46.02 [12] (0:11.17)	0:34.85 [12] (0:11.19)	0:23.66 [11] (0:11.50)	0:12.16 [9] (0:12.16)							
Average Speed [km/h]	49.0	63.7	63.9	64.0	62.2	59.2							
Top Speed [km/h]	64.0	64.7	64.6	65.1	63.6	59.8							
Avg. Dist. to Rail [m]	3.4	1.2	1.1	1.3	1.2	0.2							
Avg. Stride Freq. [Hz]	2.3	2.4	2.4	2.4	2.4	2.3							
Avg. Stride Length [m]	5.8	7.5	7.4	7.4	7.3	7.3							



- [ ] Ranking at each section and finish
- .-.- No data available at this section
- NA No data available



Horse/Jockey Name	Cartwheels
Final Rank	10
Fastest Section Time (Section)	0:11.07 (1000m)
Top Speed [km/h] (Section)	66.7 (800m)
Race State	Finished



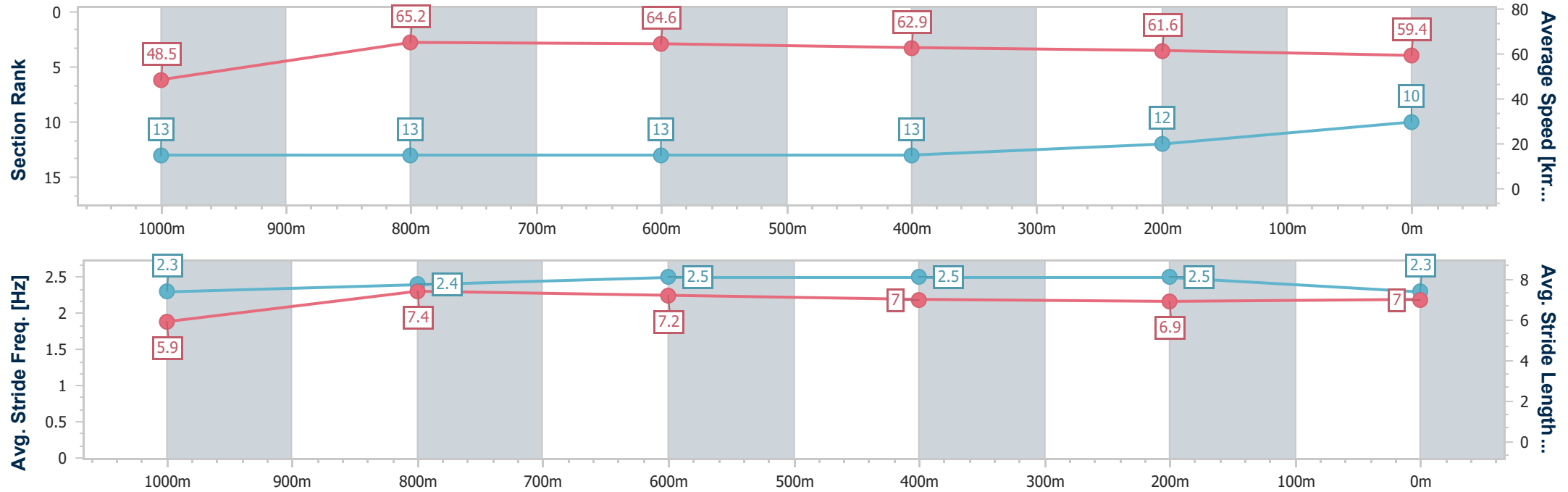
IpswichProfessional  
Race 8: SEVEN Class 4 Handicap - WEIGHTS RAISED 0.5KG -  
1200m



14 May 2025 - 16:03

Track Rating: Soft 5, Weather: Overcast, Rail Position: +3m Entire

Section	Overall	1000m	800m	600m	400m	200m							
Section Times	1:12.31 [10] (0:14.92)	0:57.39 [13] (0:11.07)	0:46.32 [13] (0:11.21)	0:35.11 [13] (0:11.36)	0:23.75 [13] (0:11.64)	0:12.11 [12] (0:12.11)							
Average Speed [km/h]	48.5	65.2	64.6	62.9	61.6	59.4							
Top Speed [km/h]	64.1	66.0	66.7	64.6	62.5	61.8							
Avg. Dist. to Rail [m]	10.6	1.3	1.0	0.7	2.0	1.8							
Avg. Stride Freq. [Hz]	2.3	2.4	2.5	2.5	2.5	2.3							
Avg. Stride Length [m]	5.9	7.4	7.2	7.0	6.9	7.0							





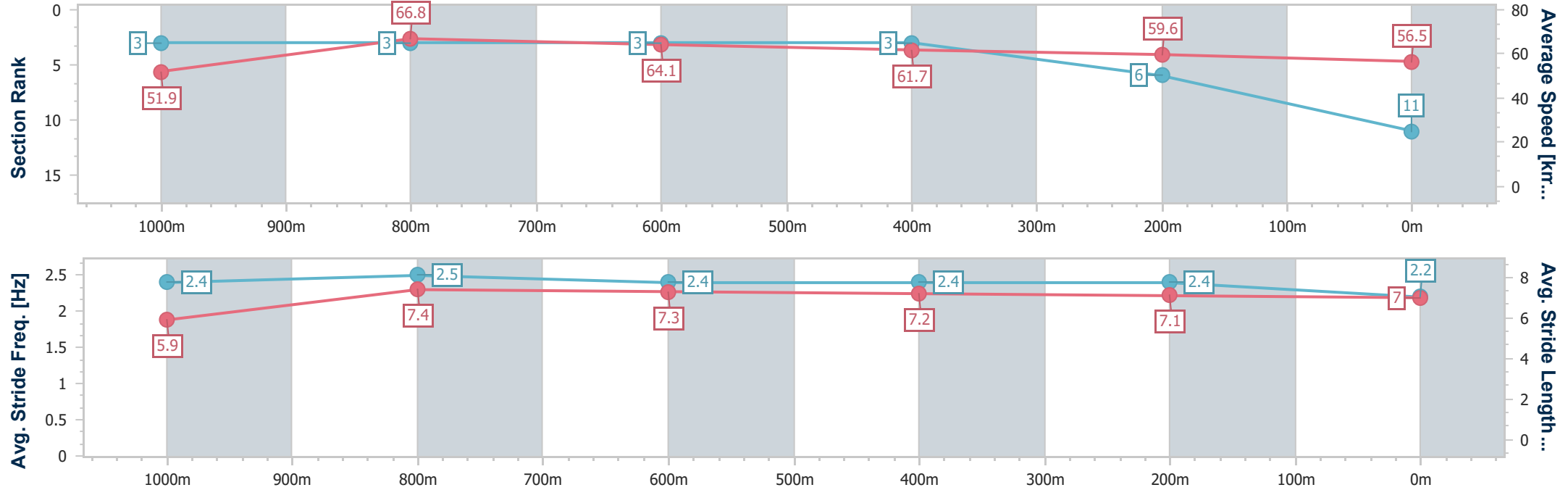
Horse/Jockey Name	Stanislaus
Final Rank	11
Fastest Section Time (Section)	0:10.80 (1000m)
Top Speed [km/h] (Section)	67.8 (1000m)
Race State	Finished



IpswichProfessional  
Race 8: SEVEN Class 4 Handicap - WEIGHTS RAISED 0.5KG - 1200m  
14 May 2025 - 16:03  
Track Rating: Soft 5, Weather: Overcast, Rail Position: +3m Entire



Section	Overall	1000m	800m	600m	400m	200m							
Section Times	1:12.40 [11] (0:13.91)	0:58.49 [3] (0:10.80)	0:47.69 [3] (0:11.19)	0:36.50 [3] (0:11.64)	0:24.86 [3] (0:12.13)	0:12.73 [6] (0:12.73)							
Average Speed [km/h]	51.9	66.8	64.1	61.7	59.6	56.5							
Top Speed [km/h]	67.6	67.8	66.1	63.4	60.9	58.8							
Avg. Dist. to Rail [m]	6.3	0.7	0.3	0.4	1.7	2.2							
Avg. Stride Freq. [Hz]	2.4	2.5	2.4	2.4	2.4	2.2							
Avg. Stride Length [m]	5.9	7.4	7.3	7.2	7.1	7.0							



[ ] Ranking at each section and finish  
-.-.- No data available at this section  
NA No data available



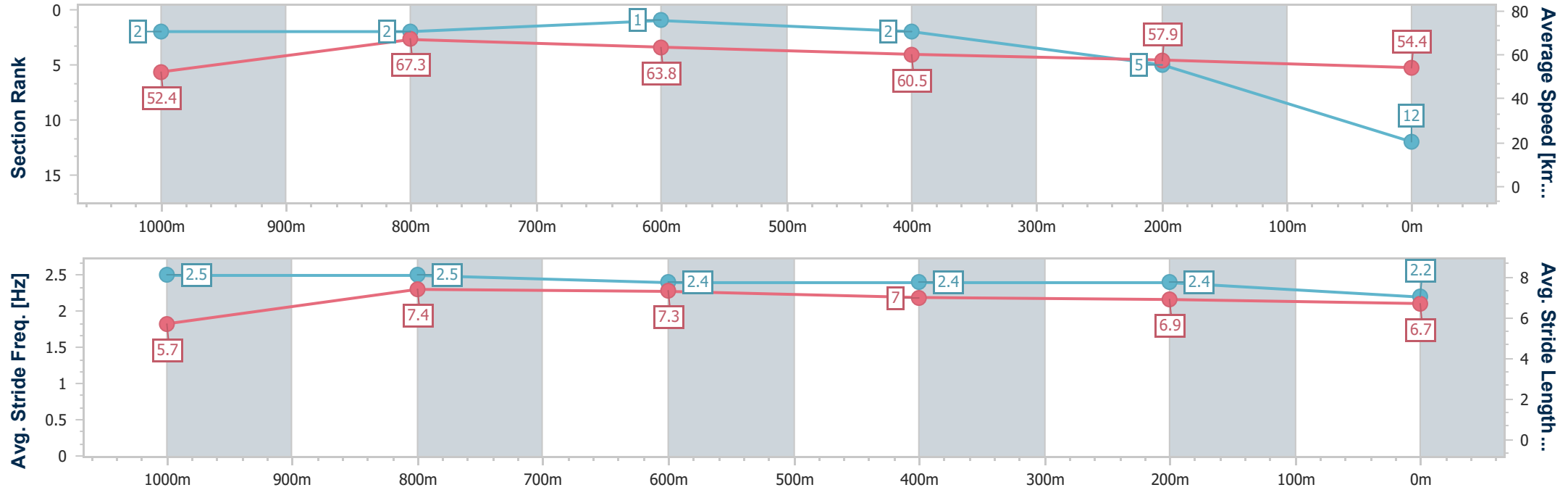
Horse/Jockey Name	The Gambling Greek
Final Rank	12
Fastest Section Time (Section)	0:10.67 (1000m)
Top Speed [km/h] (Section)	68.9 (1000m)
Race State	Finished



IpswichProfessional  
Race 8: SEVEN Class 4 Handicap - WEIGHTS RAISED 0.5KG - 1200m  
14 May 2025 - 16:03  
Track Rating: Soft 5, Weather: Overcast, Rail Position: +3m Entire



Section	Overall	1000m	800m	600m	400m	200m								
Section Times	1:12.92 [12] (0:13.70)	0:59.22 [2] (0:10.67)	0:48.55 [2] (0:11.14)	0:37.41 [1] (0:11.79)	0:25.62 [2] (0:12.35)	0:13.27 [5] (0:13.27)								
Average Speed [km/h]	52.4	67.3	63.8	60.5	57.9	54.4								
Top Speed [km/h]	68.1	68.9	66.1	62.2	59.9	56.7								
Avg. Dist. to Rail [m]	1.0	1.8	2.5	2.3	1.4	1.2								
Avg. Stride Freq. [Hz]	2.5	2.5	2.4	2.4	2.4	2.2								
Avg. Stride Length [m]	5.7	7.4	7.3	7.0	6.9	6.7								





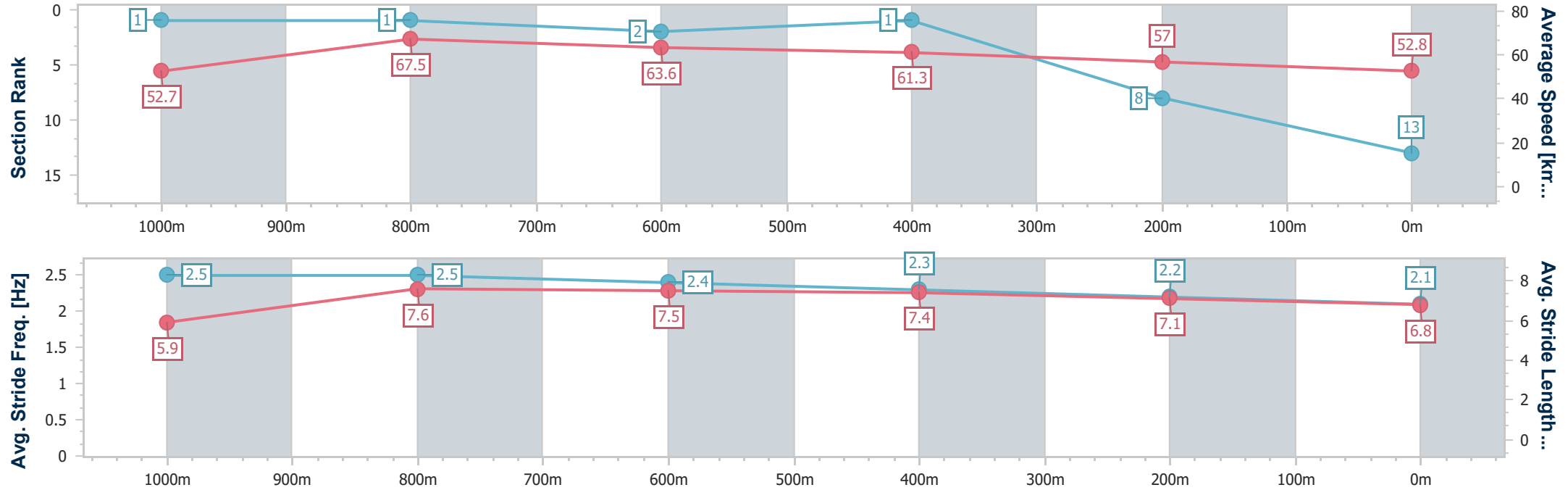
Horse/Jockey Name	Tarps
Final Rank	13
Fastest Section Time (Section)	0:10.67 (1000m)
Top Speed [km/h] (Section)	68.6 (1000m)
Race State	Finished



IpswichProfessional  
Race 8: SEVEN Class 4 Handicap - WEIGHTS RAISED 0.5KG - 1200m  
14 May 2025 - 16:03  
Track Rating: Soft 5, Weather: Overcast, Rail Position: +3m Entire



Section	Overall	1000m	800m	600m	400m	200m							
Section Times	1:13.41 [13] (0:13.67)	0:59.74 [1] (0:10.67)	0:49.07 [1] (0:11.25)	0:37.82 [2] (0:11.68)	0:26.14 [1] (0:12.52)	0:13.62 [8] (0:13.62)							
Average Speed [km/h]	52.7	67.5	63.6	61.3	57.0	52.8							
Top Speed [km/h]	68.0	68.6	65.7	63.2	59.9	55.2							
Avg. Dist. to Rail [m]	3.0	0.7	1.2	1.5	1.2	1.3							
Avg. Stride Freq. [Hz]	2.5	2.5	2.4	2.3	2.2	2.1							
Avg. Stride Length [m]	5.9	7.6	7.5	7.4	7.1	6.8							







# IpswichProfessional

## Race 9: BISHOPP BENCHMARK 68 Handicap - 1200m

14 May 2025 - 16:40



Track Rating: Soft 5, Weather: Overcast, Rail Position: +3m Entire

Section						Overall	1000m	800m	600m	400m	200m	Last 600m		
Field Times						1:11.60 (0:14.12)	0:57.48 (0:10.86)	0:46.62 (0:11.26)	0:35.36 (0:11.56)	0:23.80 (0:11.64)	0:12.16 (0:12.16)	0:35.36		
Rank	TAB	Horse/Jockey	Barrier	Top Speed [km/h]	Fastest Section							Margin	Distance Travelled [m]	
1	6	I AM A MARVEL	5	65.3	0:11.20	1:11.60 [1]	0:57.13 [4]	0:45.93 [4]	0:34.59 [4]	0:23.17 [4]	0:11.82 [2]	1:11.60	0:34.59	
		Bailey Wheeler		1000m	1000m	(0:14.47)	(0:11.20)	(0:11.34)	(0:11.42)	(0:11.35)	(0:11.82)			
2	13	LUMENS LENNY	1	67.9	0:10.80	1:11.68 [2]	0:57.43 [3]	0:46.63 [2]	0:35.38 [2]	0:23.88 [1]	0:12.24 [1]	0.49L	0:35.38	-1
		Georgina Cartwright		1000m	1000m	(0:14.25)	(0:10.80)	(0:11.25)	(0:11.50)	(0:11.64)	(0:12.24)			
3	17	POSEIDON RULER	4	65.6	0:11.15	1:11.82 [3]	0:56.80 [7]	0:45.65 [7]	0:34.41 [6]	0:22.85 [7]	0:11.51 [6]	1.31L	0:34.41	+3
		Justin Huxtable		Overall	1000m	(0:15.02)	(0:11.15)	(0:11.24)	(0:11.56)	(0:11.34)	(0:11.51)			
4	10	CASROCK	12	66.0	0:11.01	1:11.94 [4]	0:56.35 [12]	0:44.78 [12]	0:33.66 [12]	0:22.53 [12]	0:11.52 [8]	2.05L	0:33.66	-11
		Jake Bayliss		400m	400m	(0:15.59)	(0:11.57)	(0:11.12)	(0:11.13)	(0:11.01)	(0:11.52)			
5	1	GIRL	11	65.9	0:11.21	1:12.11 [5]	0:57.93 [2]	0:46.72 [3]	0:35.47 [3]	0:23.84 [3]	0:12.16 [4]	3L	0:35.47	+4
		Emily Lang		Overall	1000m	(0:14.18)	(0:11.21)	(0:11.25)	(0:11.63)	(0:11.68)	(0:12.16)			
6	15	SMART RECOGNITION	2	65.0	0:11.28	1:12.15 [6]	0:57.35 [6]	0:46.07 [6]	0:34.73 [7]	0:23.26 [6]	0:11.87 [5]	3.28L	0:34.73	-2
		Robbie Dolan		1000m	1000m	(0:14.80)	(0:11.28)	(0:11.34)	(0:11.47)	(0:11.39)	(0:11.87)			
7	4	LAST CHANCE SALOON	3	65.2	0:11.21	1:12.29 [7]	0:57.26 [8]	0:46.05 [8]	0:34.71 [9]	0:23.24 [8]	0:11.74 [10]	4.06L	0:34.71	+3
		Noel Callow		1000m	1000m	(0:15.03)	(0:11.21)	(0:11.34)	(0:11.47)	(0:11.50)	(0:11.74)			
8	18	COUPLES RETREAT	8	67.6	0:10.86	1:12.35 [8]	0:58.23 [1]	0:47.37 [1]	0:36.11 [1]	0:24.46 [2]	0:12.57 [3]	4.42L	0:36.11	+2
		Ron Stewart		1000m	1000m	(0:14.12)	(0:10.86)	(0:11.26)	(0:11.65)	(0:11.89)	(0:12.57)			
9	14	SPIRIT OF NURAI	7	66.8	0:11.13	1:12.36 [9]	0:57.68 [5]	0:46.55 [5]	0:35.25 [5]	0:23.68 [5]	0:11.97 [7]	4.5L	0:35.25	+0
		Angela Jones		1000m	1000m	(0:14.68)	(0:11.13)	(0:11.30)	(0:11.57)	(0:11.71)	(0:11.97)			
10	12	MOON SWEEPER	10	64.8	0:11.18	1:12.44 [10]	0:57.12 [11]	0:45.75 [11]	0:34.57 [11]	0:23.14 [11]	0:11.67 [12]	4.98L	0:34.57	+4
		Damien Thornton		800m	800m	(0:15.32)	(0:11.37)	(0:11.18)	(0:11.43)	(0:11.47)	(0:11.67)			

Scratched: Diana's Affair (#8), Too Hard To Refuse (#5), Fighting Idol (#3), Boom Court (#16), Simply Excels (#7), Mayne (#11)



# IpswichProfessional

## Race 9: BISHOPP BENCHMARK 68 Handicap - 1200m

14 May 2025 - 16:40



Track Rating: Soft 5, Weather: Overcast, Rail Position: +3m Entire

Section					Overall	1000m	800m	600m	400m	200m	Last 600m			
Field Times					1:11.60 (0:14.12)	0:57.48 (0:10.86)	0:46.62 (0:11.26)	0:35.36 (0:11.56)	0:23.80 (0:11.64)	0:12.16 (0:12.16)	0:35.36			
Rank	TAB	Horse/Jockey	Barrier	Top Speed [km/h]	Fastest Section						Margin	Distance Travelled [m]		
11	2	MIDORI BEAUTY	6	64.9	0:11.20	1:12.49 [11]	0:57.33 [9]	0:45.99 [10]	0:34.79 [10]	0:23.42 [9]	0:11.97 [9]	5.26L	0:34.79	+0
		Andrew Mallyon		800m	800m	(0:15.16)	(0:11.34)	(0:11.20)	(0:11.37)	(0:11.45)	(0:11.97)			
12	9	LUTON HOO	9	65.5	0:11.12	1:12.68 [12]	0:57.49 [10]	0:46.26 [9]	0:35.14 [8]	0:23.57 [10]	0:12.11 [11]	6.38L	0:35.14	+6
		Michael Rodd		800m	800m	(0:15.19)	(0:11.23)	(0:11.12)	(0:11.57)	(0:11.46)	(0:12.11)			

Scratched: Diana's Affair (#8), Too Hard To Refuse (#5), Fighting Idol (#3), Boom Court (#16), Simply Excels (#7), Mayne (#11)



Horse/Jockey Name	I Am A Marvel
Final Rank	1
Fastest Section Time (Section)	0:11.20 (1000m)
Top Speed [km/h] (Section)	65.3 (1000m)
Race State	Finished



IpswichProfessional

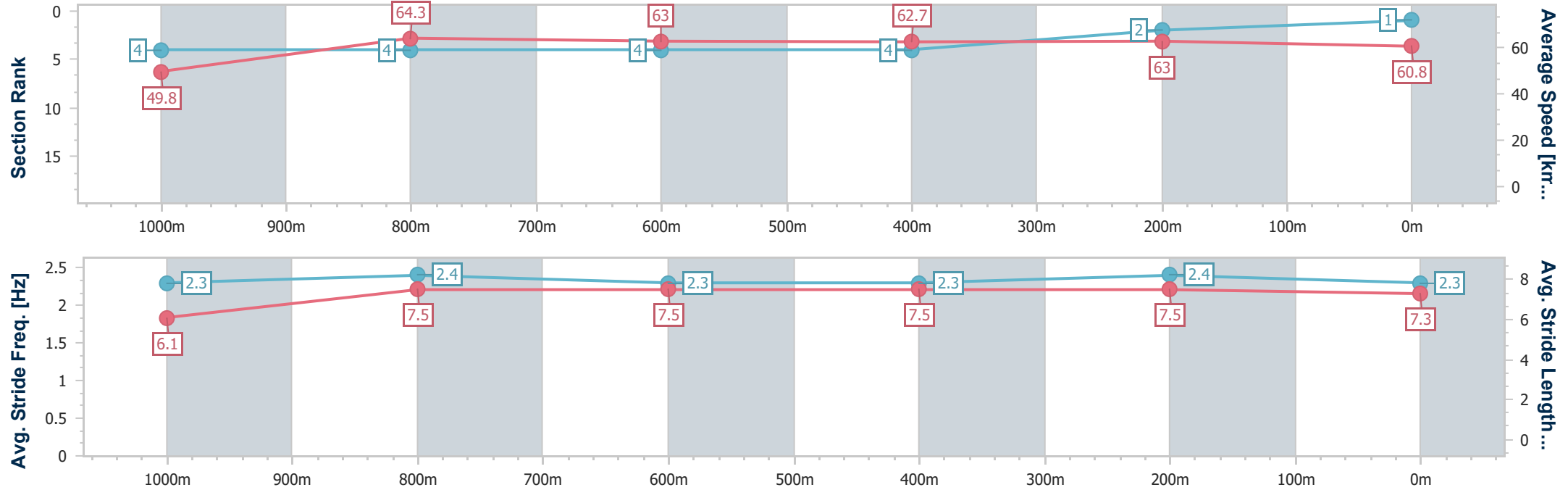
Race 9: BISHOPP BENCHMARK 68 Handicap - 1200m

14 May 2025 - 16:40

Track Rating: Soft 5, Weather: Overcast, Rail Position: +3m Entire



Section	Overall	1000m	800m	600m	400m	200m							
Section Times	1:11.60 [1] (0:14.47)	0:57.13 [4] (0:11.20)	0:45.93 [4] (0:11.34)	0:34.59 [4] (0:11.42)	0:23.17 [4] (0:11.35)	0:11.82 [2] (0:11.82)							
Average Speed [km/h]	49.8	64.3	63.0	62.7	63.0	60.8							
Top Speed [km/h]	65.0	65.3	64.0	63.3	63.6	63.6							
Avg. Dist. to Rail [m]	3.8	0.7	1.1	1.5	1.5	0.4							
Avg. Stride Freq. [Hz]	2.3	2.4	2.3	2.3	2.4	2.3							
Avg. Stride Length [m]	6.1	7.5	7.5	7.5	7.5	7.3							





Horse/Jockey Name	Lumens Lenny
Final Rank	2
Fastest Section Time (Section)	0:10.80 (1000m)
Top Speed [km/h] (Section)	67.9 (1000m)
Race State	Finished



IpswichProfessional

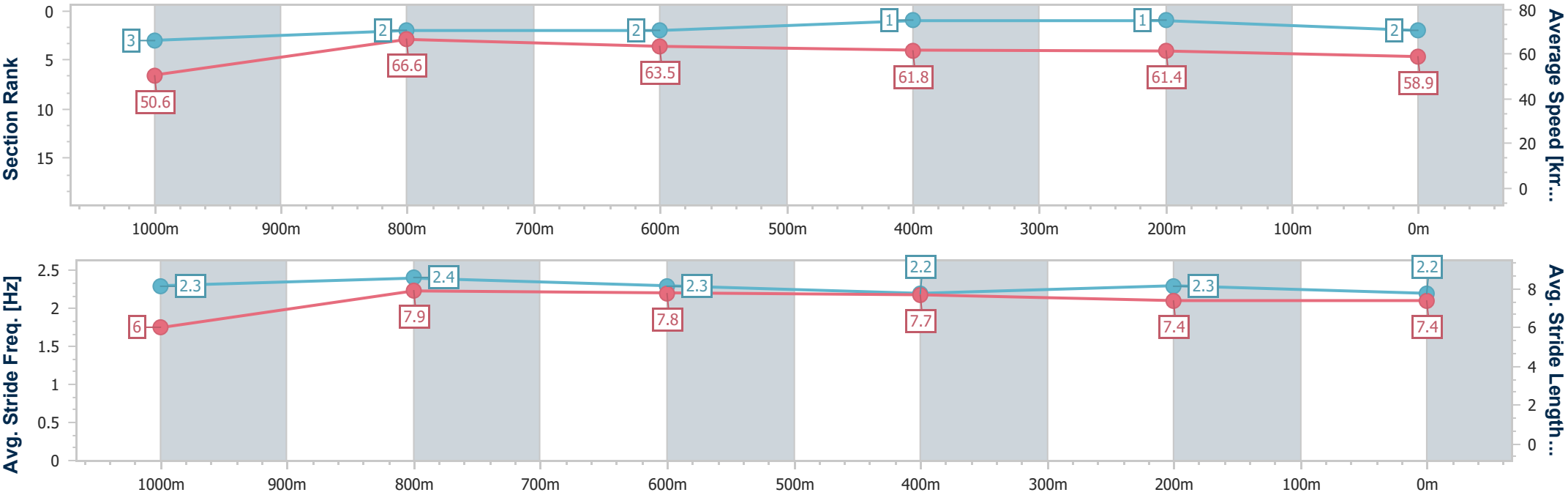
Race 9: BISHOPP BENCHMARK 68 Handicap - 1200m

14 May 2025 - 16:40

Track Rating: Soft 5, Weather: Overcast, Rail Position: +3m Entire



Section	Overall	1000m	800m	600m	400m	200m							
Section Times	1:11.68 [2] (0:14.25)	0:57.43 [3] (0:10.80)	0:46.63 [2] (0:11.25)	0:35.38 [2] (0:11.50)	0:23.88 [1] (0:11.64)	0:12.24 [1] (0:12.24)							
Average Speed [km/h]	50.6	66.6	63.5	61.8	61.4	58.9							
Top Speed [km/h]	67.4	67.9	65.0	62.6	62.2	60.6							
Avg. Dist. to Rail [m]	2.2	0.6	2.1	2.7	2.2	1.8							
Avg. Stride Freq. [Hz]	2.3	2.4	2.3	2.2	2.3	2.2							
Avg. Stride Length [m]	6.0	7.9	7.8	7.7	7.4	7.4							





Horse/Jockey Name	Poseidon Ruler
Final Rank	3
Fastest Section Time (Section)	0:11.15 (1000m)
Top Speed [km/h] (Section)	65.6 (Overall)
Race State	Finished



IpswichProfessional

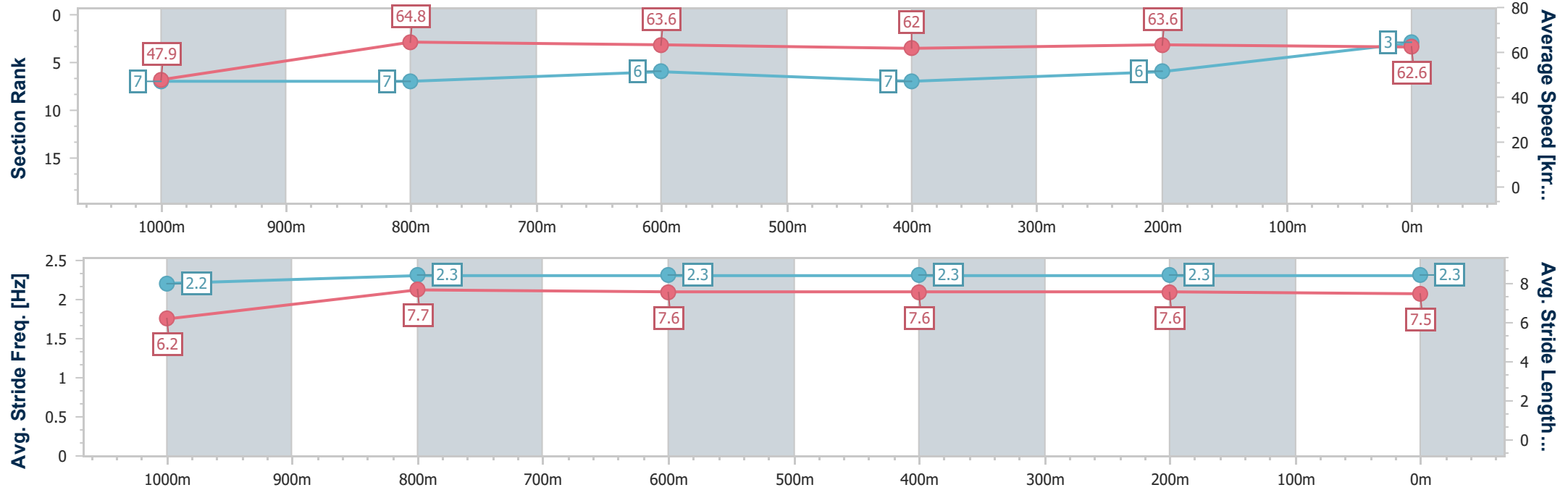
Race 9: BISHOPP BENCHMARK 68 Handicap - 1200m

14 May 2025 - 16:40

Track Rating: Soft 5, Weather: Overcast, Rail Position: +3m Entire



Section	Overall	1000m	800m	600m	400m	200m							
Section Times	1:11.82 [3] (0:15.02)	0:56.80 [7] (0:11.15)	0:45.65 [7] (0:11.24)	0:34.41 [6] (0:11.56)	0:22.85 [7] (0:11.34)	0:11.51 [6] (0:11.51)							
Average Speed [km/h]	47.9	64.8	63.6	62.0	63.6	62.6							
Top Speed [km/h]	65.6	65.6	64.7	63.1	64.5	64.4							
Avg. Dist. to Rail [m]	3.4	0.6	1.3	1.5	2.4	4.9							
Avg. Stride Freq. [Hz]	2.2	2.3	2.3	2.3	2.3	2.3							
Avg. Stride Length [m]	6.2	7.7	7.6	7.6	7.6	7.5							





Horse/Jockey Name	Casrock
Final Rank	4
Fastest Section Time (Section)	0:11.01 (400m)
Top Speed [km/h] (Section)	66.0 (400m)
Race State	Finished



IpswichProfessional

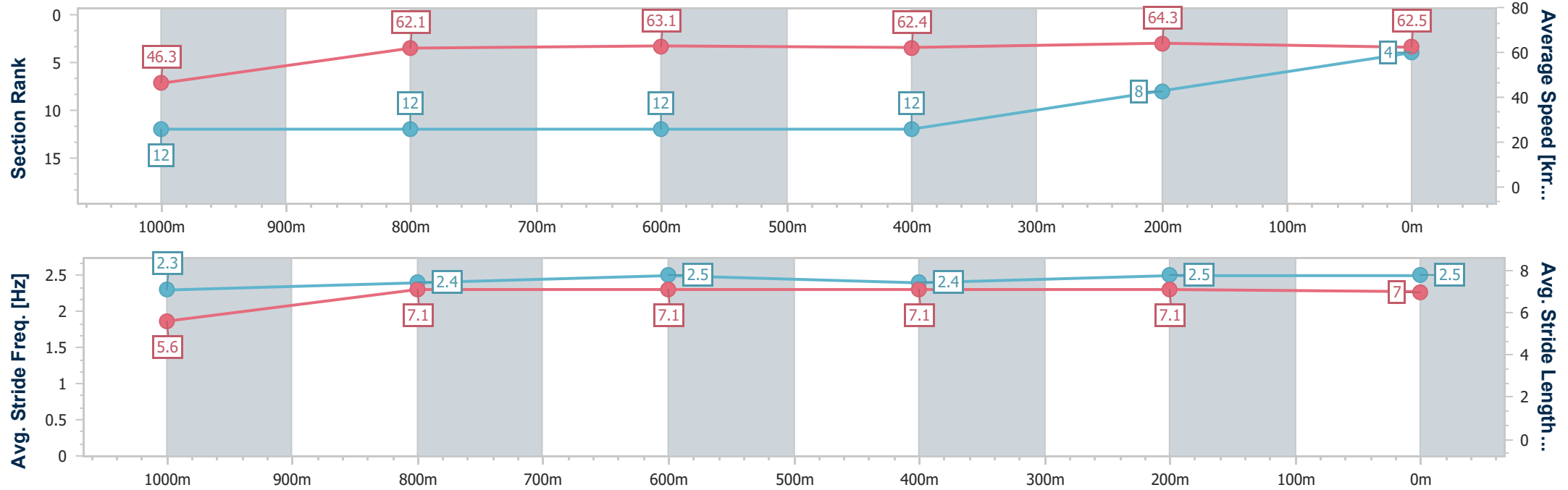
Race 9: BISHOPP BENCHMARK 68 Handicap - 1200m

14 May 2025 - 16:40



Track Rating: Soft 5, Weather: Overcast, Rail Position: +3m Entire

Section	Overall	1000m	800m	600m	400m	200m							
Section Times	1:11.94 [4] (0:15.59)	0:56.35 [12] (0:11.57)	0:44.78 [12] (0:11.12)	0:33.66 [12] (0:11.13)	0:22.53 [12] (0:11.01)	0:11.52 [8] (0:11.52)							
Average Speed [km/h]	46.3	62.1	63.1	62.4	64.3	62.5							
Top Speed [km/h]	61.0	62.9	64.6	64.8	66.0	65.9							
Avg. Dist. to Rail [m]	7.3	1.7	5.7	7.6	4.0	1.4							
Avg. Stride Freq. [Hz]	2.3	2.4	2.5	2.4	2.5	2.5							
Avg. Stride Length [m]	5.6	7.1	7.1	7.1	7.1	7.0							





Horse/Jockey Name	Girl
Final Rank	5
Fastest Section Time (Section)	0:11.21 (1000m)
Top Speed [km/h] (Section)	65.9 (Overall)
Race State	Finished



IpswichProfessional

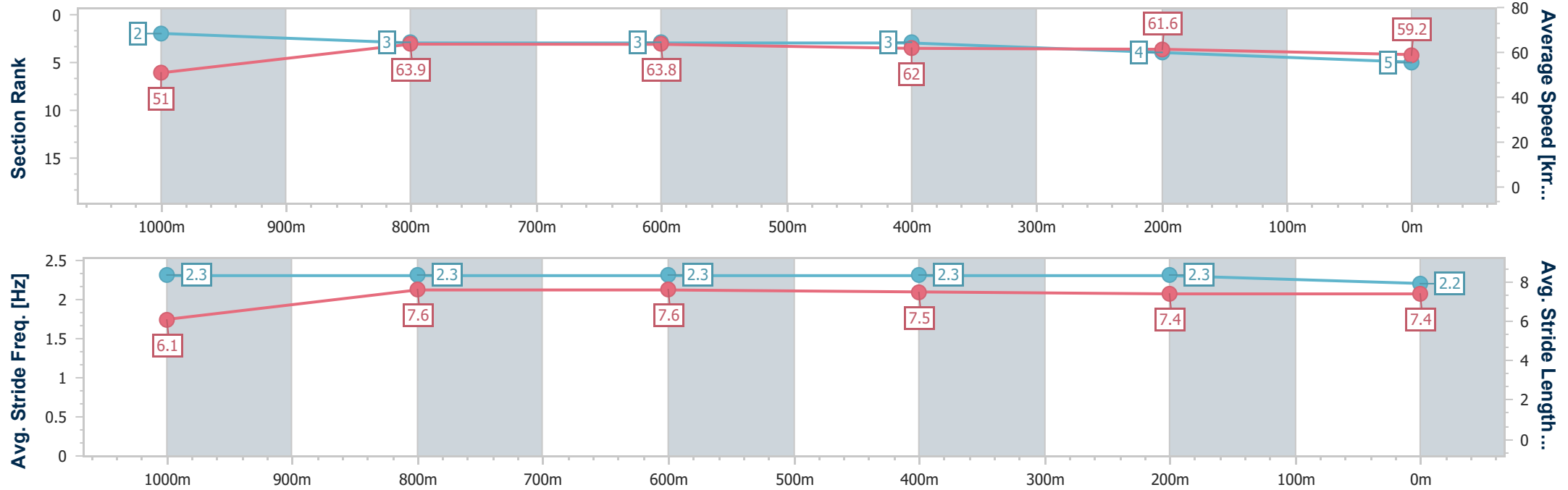
Race 9: BISHOPP BENCHMARK 68 Handicap - 1200m

14 May 2025 - 16:40

Track Rating: Soft 5, Weather: Overcast, Rail Position: +3m Entire



Section	Overall	1000m	800m	600m	400m	200m							
Section Times	1:12.11 [5] (0:14.18)	0:57.93 [2] (0:11.21)	0:46.72 [3] (0:11.25)	0:35.47 [3] (0:11.63)	0:23.84 [3] (0:11.68)	0:12.16 [4] (0:12.16)							
Average Speed [km/h]	51.0	63.9	63.8	62.0	61.6	59.2							
Top Speed [km/h]	65.9	65.5	65.3	62.3	62.6	61.0							
Avg. Dist. to Rail [m]	8.1	1.2	0.9	0.3	1.0	2.5							
Avg. Stride Freq. [Hz]	2.3	2.3	2.3	2.3	2.3	2.2							
Avg. Stride Length [m]	6.1	7.6	7.6	7.5	7.4	7.4							



- [ ] Ranking at each section and finish
- .-.- No data available at this section
- NA No data available



Horse/Jockey Name	Smart Recognition
Final Rank	6
Fastest Section Time (Section)	0:11.28 (1000m)
Top Speed [km/h] (Section)	65.0 (1000m)
Race State	Finished



IpswichProfessional

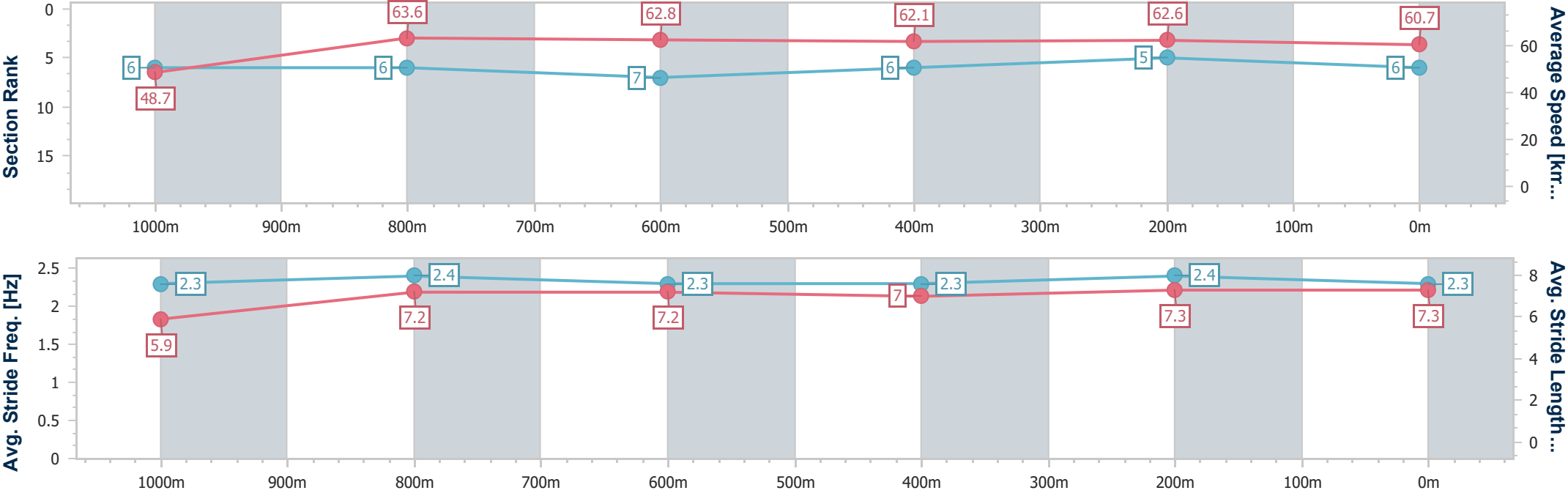
Race 9: BISHOPP BENCHMARK 68 Handicap - 1200m

14 May 2025 - 16:40



Track Rating: Soft 5, Weather: Overcast, Rail Position: +3m Entire

Section	Overall	1000m	800m	600m	400m	200m							
Section Times	1:12.15 [6] (0:14.80)	0:57.35 [6] (0:11.28)	0:46.07 [6] (0:11.34)	0:34.73 [7] (0:11.47)	0:23.26 [6] (0:11.39)	0:11.87 [5] (0:11.87)							
Average Speed [km/h]	48.7	63.6	62.8	62.1	62.6	60.7							
Top Speed [km/h]	64.9	65.0	63.9	63.3	64.3	63.0							
Avg. Dist. to Rail [m]	2.4	0.7	2.7	2.8	1.0	0.5							
Avg. Stride Freq. [Hz]	2.3	2.4	2.3	2.3	2.4	2.3							
Avg. Stride Length [m]	5.9	7.2	7.2	7.0	7.3	7.3							







Horse/Jockey Name	Last Chance Saloon
Final Rank	7
Fastest Section Time (Section)	0:11.21 (1000m)
Top Speed [km/h] (Section)	65.2 (1000m)
Race State	Finished



IpswichProfessional

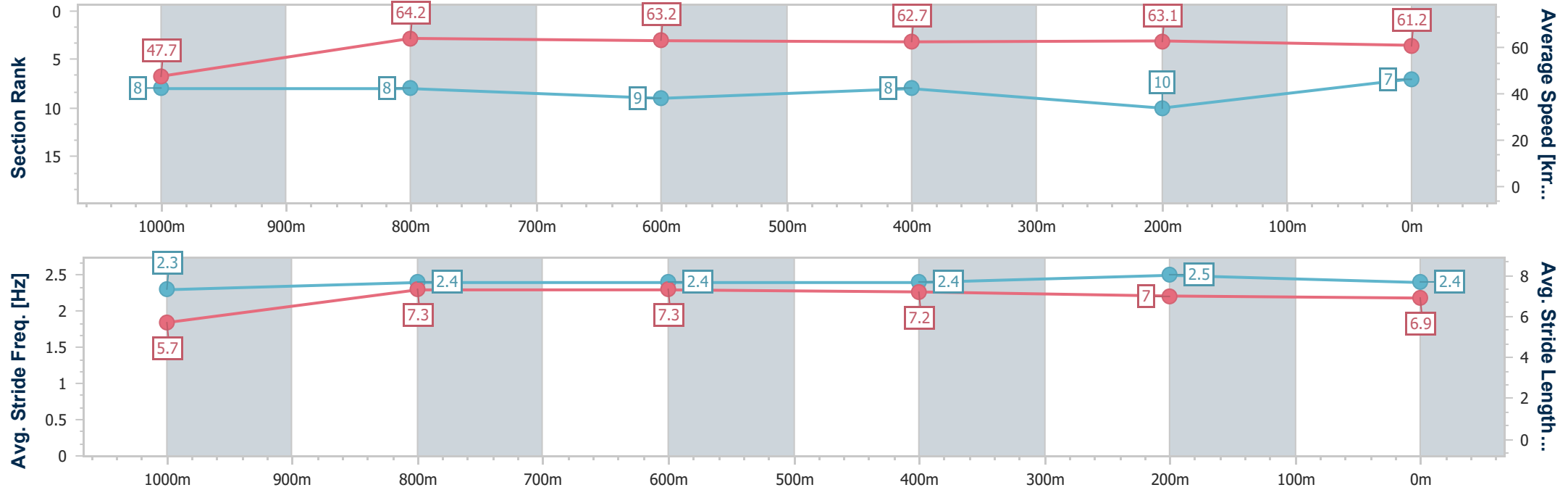
Race 9: BISHOPP BENCHMARK 68 Handicap - 1200m

14 May 2025 - 16:40

Track Rating: Soft 5, Weather: Overcast, Rail Position: +3m Entire



Section	Overall	1000m	800m	600m	400m	200m							
Section Times	1:12.29 [7] (0:15.03)	0:57.26 [8] (0:11.21)	0:46.05 [8] (0:11.34)	0:34.71 [9] (0:11.47)	0:23.24 [8] (0:11.50)	0:11.74 [10] (0:11.74)							
Average Speed [km/h]	47.7	64.2	63.2	62.7	63.1	61.2							
Top Speed [km/h]	65.1	65.2	64.2	63.8	63.9	63.9							
Avg. Dist. to Rail [m]	1.5	1.1	1.1	0.6	2.9	5.7							
Avg. Stride Freq. [Hz]	2.3	2.4	2.4	2.4	2.5	2.4							
Avg. Stride Length [m]	5.7	7.3	7.3	7.2	7.0	6.9							



- [ ] Ranking at each section and finish
- .-.- No data available at this section
- NA No data available



Horse/Jockey Name	Couples Retreat
Final Rank	8
Fastest Section Time (Section)	0:10.86 (1000m)
Top Speed [km/h] (Section)	67.6 (1000m)
Race State	Finished



IpswichProfessional

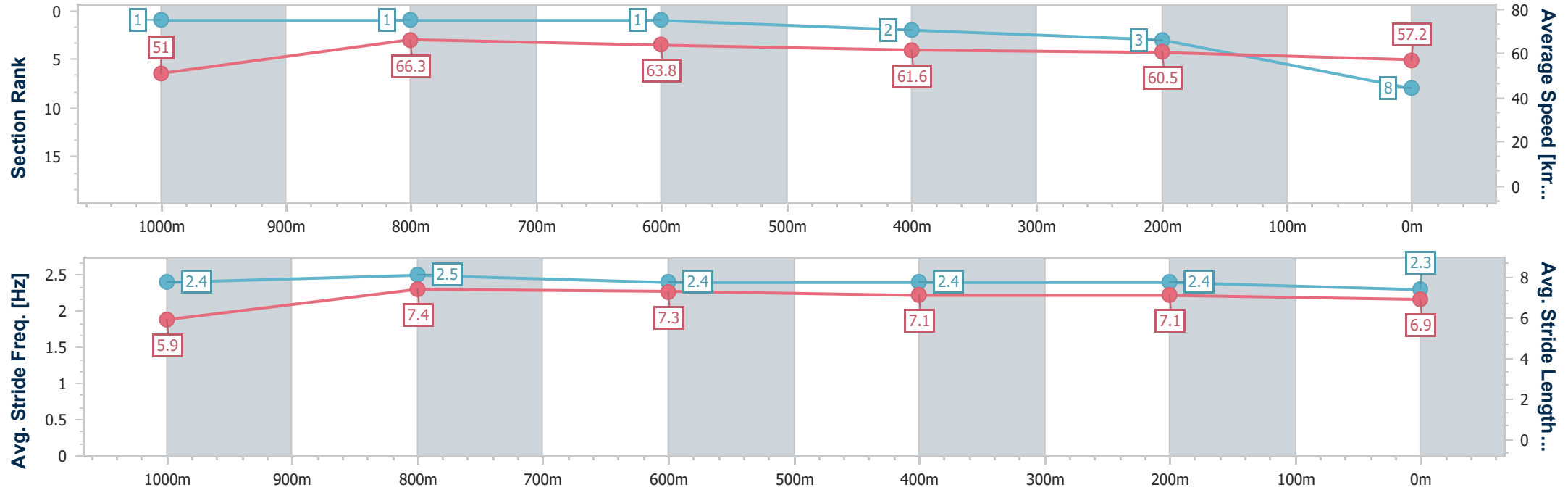
Race 9: BISHOPP BENCHMARK 68 Handicap - 1200m

14 May 2025 - 16:40



Track Rating: Soft 5, Weather: Overcast, Rail Position: +3m Entire

Section	Overall	1000m	800m	600m	400m	200m							
Section Times	1:12.35 [8] (0:14.12)	0:58.23 [1] (0:10.86)	0:47.37 [1] (0:11.26)	0:36.11 [1] (0:11.65)	0:24.46 [2] (0:11.89)	0:12.57 [3] (0:12.57)							
Average Speed [km/h]	51.0	66.3	63.8	61.6	60.5	57.2							
Top Speed [km/h]	67.0	67.6	65.4	62.7	62.1	58.9							
Avg. Dist. to Rail [m]	4.5	0.9	0.9	0.3	0.5	1.2							
Avg. Stride Freq. [Hz]	2.4	2.5	2.4	2.4	2.4	2.3							
Avg. Stride Length [m]	5.9	7.4	7.3	7.1	7.1	6.9							





Horse/Jockey Name	Spirit Of Nurai
Final Rank	9
Fastest Section Time (Section)	0:11.13 (1000m)
Top Speed [km/h] (Section)	66.8 (1000m)
Race State	Finished



IpswichProfessional

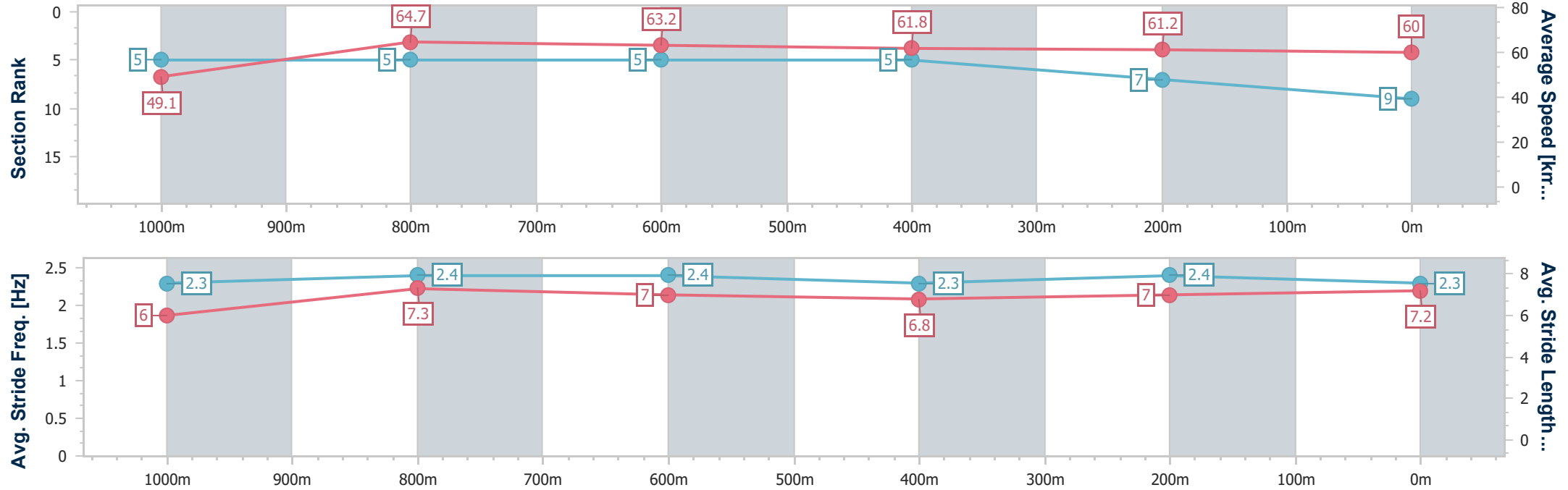
Race 9: BISHOPP BENCHMARK 68 Handicap - 1200m

14 May 2025 - 16:40

Track Rating: Soft 5, Weather: Overcast, Rail Position: +3m Entire



Section	Overall	1000m	800m	600m	400m	200m							
Section Times	1:12.36 [9] (0:14.68)	0:57.68 [5] (0:11.13)	0:46.55 [5] (0:11.30)	0:35.25 [5] (0:11.57)	0:23.68 [5] (0:11.71)	0:11.97 [7] (0:11.97)							
Average Speed [km/h]	49.1	64.7	63.2	61.8	61.2	60.0							
Top Speed [km/h]	66.6	66.8	64.3	62.7	61.8	61.8							
Avg. Dist. to Rail [m]	5.5	1.5	1.6	2.2	1.3	2.6							
Avg. Stride Freq. [Hz]	2.3	2.4	2.4	2.3	2.4	2.3							
Avg. Stride Length [m]	6.0	7.3	7.0	6.8	7.0	7.2							





Horse/Jockey Name	Moon Sweeper
Final Rank	10
Fastest Section Time (Section)	0:11.18 (800m)
Top Speed [km/h] (Section)	64.8 (800m)
Race State	Finished



IpswichProfessional

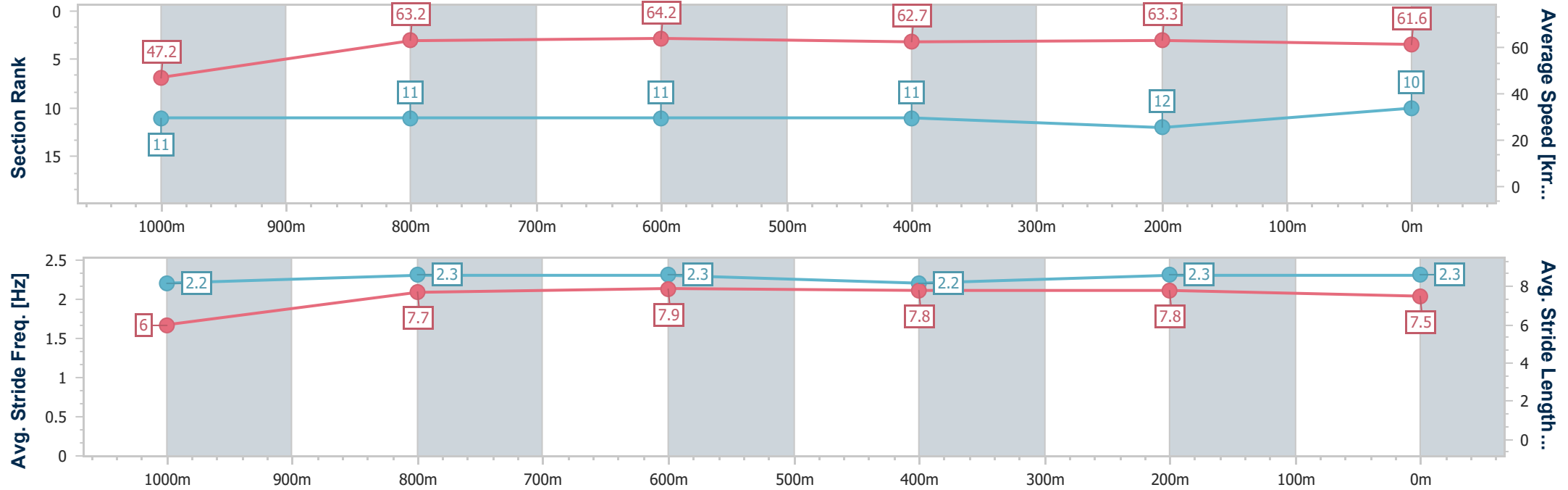
Race 9: BISHOPP BENCHMARK 68 Handicap - 1200m

14 May 2025 - 16:40

Track Rating: Soft 5, Weather: Overcast, Rail Position: +3m Entire



Section	Overall	1000m	800m	600m	400m	200m								
Section Times	1:12.44 [10] (0:15.32)	0:57.12 [11] (0:11.37)	0:45.75 [11] (0:11.18)	0:34.57 [11] (0:11.43)	0:23.14 [11] (0:11.47)	0:11.67 [12] (0:11.67)								
Average Speed [km/h]	47.2	63.2	64.2	62.7	63.3	61.6								
Top Speed [km/h]	61.3	64.5	64.8	64.5	64.3	63.4								
Avg. Dist. to Rail [m]	7.6	0.8	1.1	0.6	3.0	7.4								
Avg. Stride Freq. [Hz]	2.2	2.3	2.3	2.2	2.3	2.3								
Avg. Stride Length [m]	6.0	7.7	7.9	7.8	7.8	7.5								



- [ ] Ranking at each section and finish
- .-.- No data available at this section
- NA No data available



Horse/Jockey Name	Midori Beauty
Final Rank	11
Fastest Section Time (Section)	0:11.20 (800m)
Top Speed [km/h] (Section)	64.9 (800m)
Race State	Finished



IpswichProfessional

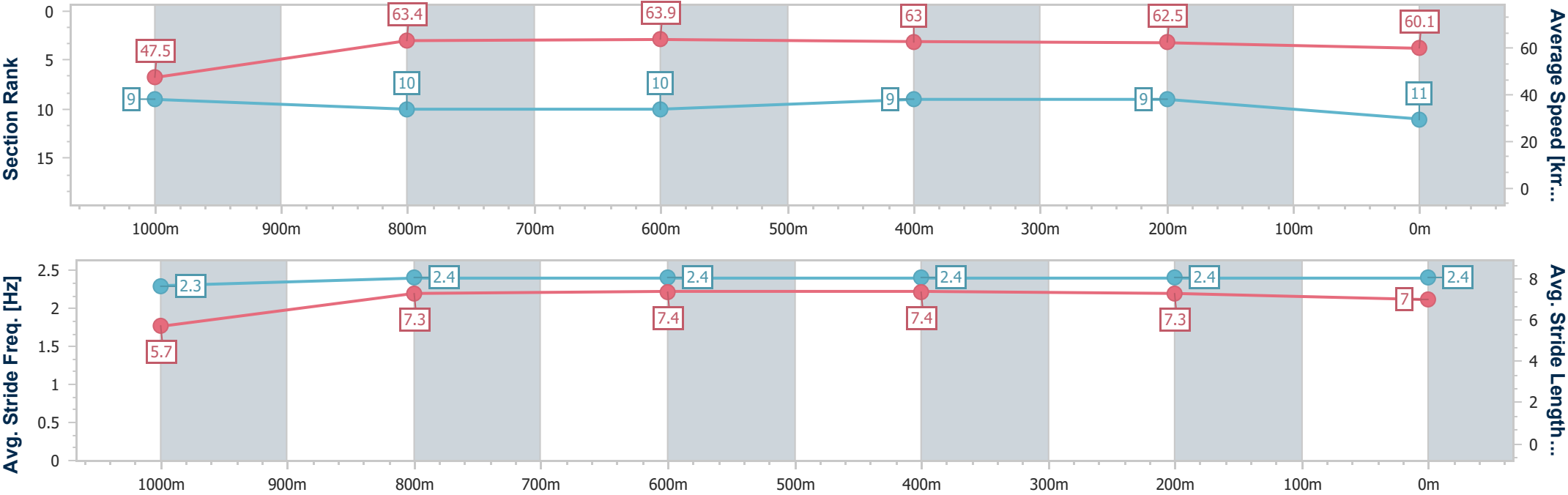
Race 9: BISHOPP BENCHMARK 68 Handicap - 1200m

14 May 2025 - 16:40

Track Rating: Soft 5, Weather: Overcast, Rail Position: +3m Entire



Section	Overall	1000m	800m	600m	400m	200m								
Section Times	1:12.49 [11] (0:15.16)	0:57.33 [9] (0:11.34)	0:45.99 [10] (0:11.20)	0:34.79 [10] (0:11.37)	0:23.42 [9] (0:11.45)	0:11.97 [9] (0:11.97)								
Average Speed [km/h]	47.5	63.4	63.9	63.0	62.5	60.1								
Top Speed [km/h]	62.5	64.0	64.9	64.5	63.6	63.1								
Avg. Dist. to Rail [m]	5.3	0.6	1.1	1.5	1.0	0.5								
Avg. Stride Freq. [Hz]	2.3	2.4	2.4	2.4	2.4	2.4								
Avg. Stride Length [m]	5.7	7.3	7.4	7.4	7.3	7.0								



- [ ] Ranking at each section and finish
- .-.- No data available at this section
- NA No data available



Horse/Jockey Name	Luton Hoo
Final Rank	12
Fastest Section Time (Section)	0:11.12 (800m)
Top Speed [km/h] (Section)	65.5 (800m)
Race State	Finished



IpswichProfessional

Race 9: BISHOPP BENCHMARK 68 Handicap - 1200m

14 May 2025 - 16:40

Track Rating: Soft 5, Weather: Overcast, Rail Position: +3m Entire



Section	Overall	1000m	800m	600m	400m	200m							
Section Times	1:12.68 [12] (0:15.19)	0:57.49 [10] (0:11.23)	0:46.26 [9] (0:11.12)	0:35.14 [8] (0:11.57)	0:23.57 [10] (0:11.46)	0:12.11 [11] (0:12.11)							
Average Speed [km/h]	47.5	64.2	64.8	62.2	63.3	59.4							
Top Speed [km/h]	63.5	65.0	65.5	64.4	64.9	62.8							
Avg. Dist. to Rail [m]	6.6	0.8	0.7	0.4	3.5	6.6							
Avg. Stride Freq. [Hz]	2.4	2.5	2.5	2.4	2.5	2.3							
Avg. Stride Length [m]	5.5	7.2	7.2	7.1	7.1	7.1							

