



# Ladbrokes Cannon Park Professional

## Race 1: GATA Plastering QTIS Two-Years-Old Handicap - 1250m

15 May 2025 - 12:41



Track Rating: Soft 6, Weather: Fine, Rail Position: True Entire Circuit

Section		Overall				1000m	800m	600m	400m	200m	Last 600m		
Field Times		1:16.79 (0:16.31)				1:00.48 (0:11.18)	0:49.30 (0:11.73)	0:37.57 (0:12.11)	0:25.46 (0:12.37)	0:13.09 (0:13.09)	0:37.57		
Rank	TAB	Horse/Jockey	Barrier	Top Speed [km/h]	Fastest Section						Margin	Distance Travelled [m]	
1	2	SECRET CYPHER	2	68.3	0:11.18	1:16.79 [1]	1:00.34 [4]	0:49.16 [3]	0:37.48 [2]	0:25.40 [2]	0:13.09 [1]	1:16.79	0:37.48
		Nathan Thomas		Overall	1000m	(0:16.45)	(0:11.18)	(0:11.68)	(0:12.08)	(0:12.31)	(0:13.09)		
2	5	LOUIS AUGUSTE	3	68.2	0:11.28	1:17.58 [2]	1:01.27 [1]	0:49.99 [2]	0:38.26 [3]	0:26.04 [3]	0:13.31 [3]	4.67L	0:38.26 +2
		Jason Taylor		Overall	1000m	(0:16.31)	(0:11.28)	(0:11.73)	(0:12.22)	(0:12.73)	(0:13.31)		
3	1	GOLD CLASSIC	4	68.4	0:11.17	1:17.63 [3]	1:01.31 [2]	0:50.14 [1]	0:38.41 [1]	0:26.30 [1]	0:13.60 [2]	4.91L	0:38.41 -1
		Ryan Wiggins		Overall	1000m	(0:16.32)	(0:11.17)	(0:11.73)	(0:12.11)	(0:12.70)	(0:13.60)		
4	3	MISTER DOOBEE	1	67.4	0:11.54	1:18.49 [4]	1:02.11 [3]	0:50.57 [5]	0:38.73 [5]	0:25.99 [5]	0:13.14 [5]	10.02L	0:38.73 +0
		Rachel Shred		Overall	1000m	(0:16.38)	(0:11.54)	(0:11.84)	(0:12.74)	(0:12.85)	(0:13.14)		
5	4	MR SHEFFIELD	5	66.5	0:11.03	1:18.77 [5]	1:02.02 [5]	0:50.99 [4]	0:39.33 [4]	0:26.94 [4]	0:13.90 [4]	11.63L	0:39.33 +3
		Chris Meehan		Overall	1000m	(0:16.75)	(0:11.03)	(0:11.66)	(0:12.39)	(0:13.04)	(0:13.90)		

Scratched: Pretty Profit (#6)



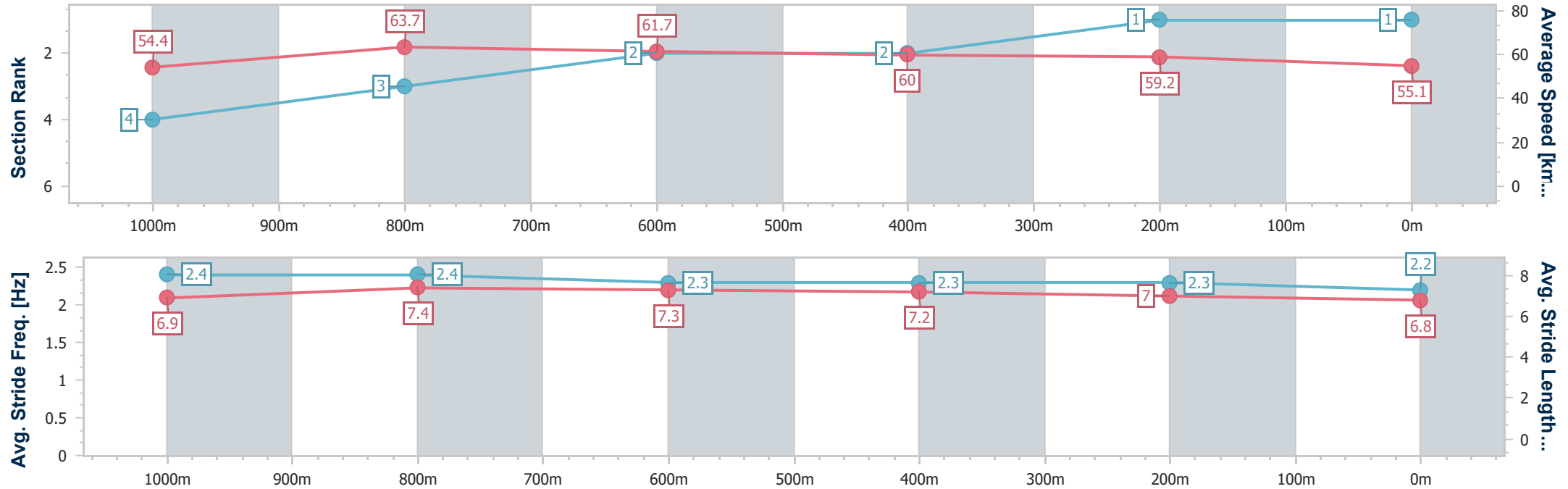
Horse/Jockey Name	Secret Cypher
Final Rank	1
Fastest Section Time (Section)	0:11.18 (1000m)
Top Speed [km/h] (Section)	68.3 (Overall)
Race State	Finished



Ladbrokes Cannon ParkProfessional  
Race 1: GATA Plastering QTIS Two-Years-Old Handicap -  
1250m  
15 May 2025 - 12:41  
Track Rating: Soft 6, Weather: Fine, Rail Position: True Entire  
Circuit



Section	Overall	1000m	800m	600m	400m	200m								
Section Times	1:16.79 [1] (0:16.45)	1:00.34 [4] (0:11.18)	0:49.16 [3] (0:11.68)	0:37.48 [2] (0:12.08)	0:25.40 [2] (0:12.31)	0:13.09 [1] (0:13.09)								
Average Speed [km/h]	54.4	63.7	61.7	60.0	59.2	55.1								
Top Speed [km/h]	68.3	66.0	63.0	61.6	60.9	57.7								
Avg. Dist. to Rail [m]	1.8	1.8	0.1	1.5	4.0	4.7								
Avg. Stride Freq. [Hz]	2.4	2.4	2.3	2.3	2.3	2.2								
Avg. Stride Length [m]	6.9	7.4	7.3	7.2	7.0	6.8								





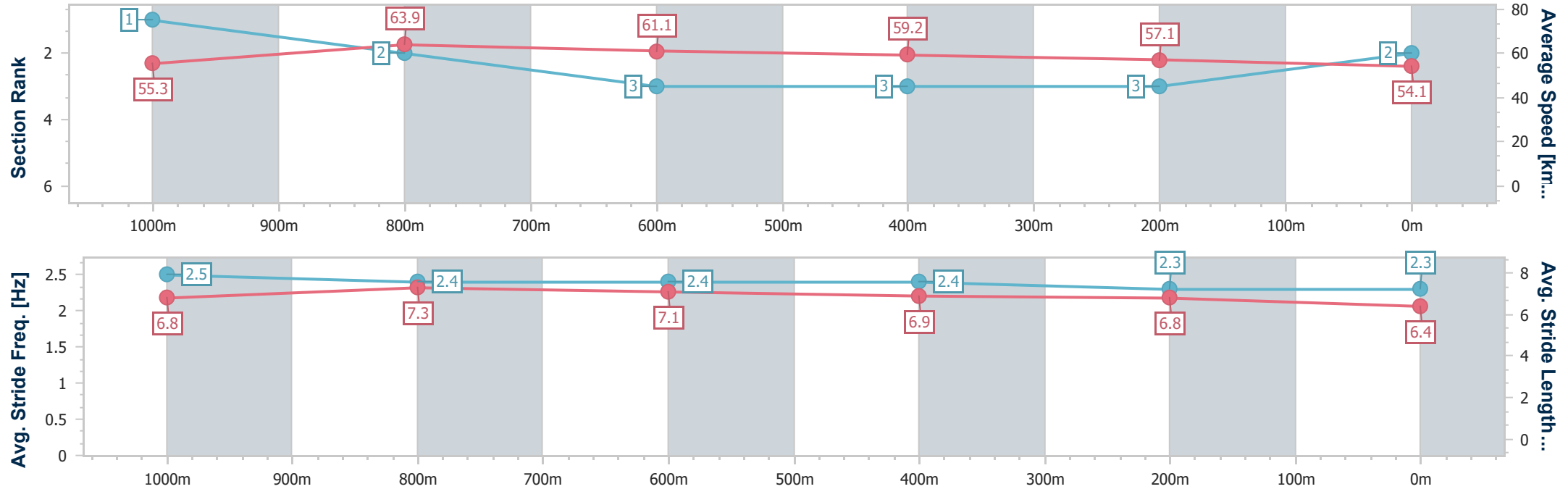
Horse/Jockey Name	Louis Auguste
Final Rank	2
Fastest Section Time (Section)	0:11.28 (1000m)
Top Speed [km/h] (Section)	68.2 (Overall)
Race State	Finished



Ladbrokes Cannon ParkProfessional  
Race 1: GATA Plastering QTIS Two-Years-Old Handicap - 1250m  
15 May 2025 - 12:41  
Track Rating: Soft 6, Weather: Fine, Rail Position: True Entire Circuit



Section	Overall	1000m	800m	600m	400m	200m							
Section Times	1:17.58 [2] (0:16.31)	1:01.27 [1] (0:11.28)	0:49.99 [2] (0:11.73)	0:38.26 [3] (0:12.22)	0:26.04 [3] (0:12.73)	0:13.31 [3] (0:13.31)							
Average Speed [km/h]	55.3	63.9	61.1	59.2	57.1	54.1							
Top Speed [km/h]	68.2	66.0	62.0	60.6	58.1	56.0							
Avg. Dist. to Rail [m]	0.7	0.3	0.6	1.0	3.3	5.5							
Avg. Stride Freq. [Hz]	2.5	2.4	2.4	2.4	2.3	2.3							
Avg. Stride Length [m]	6.8	7.3	7.1	6.9	6.8	6.4							





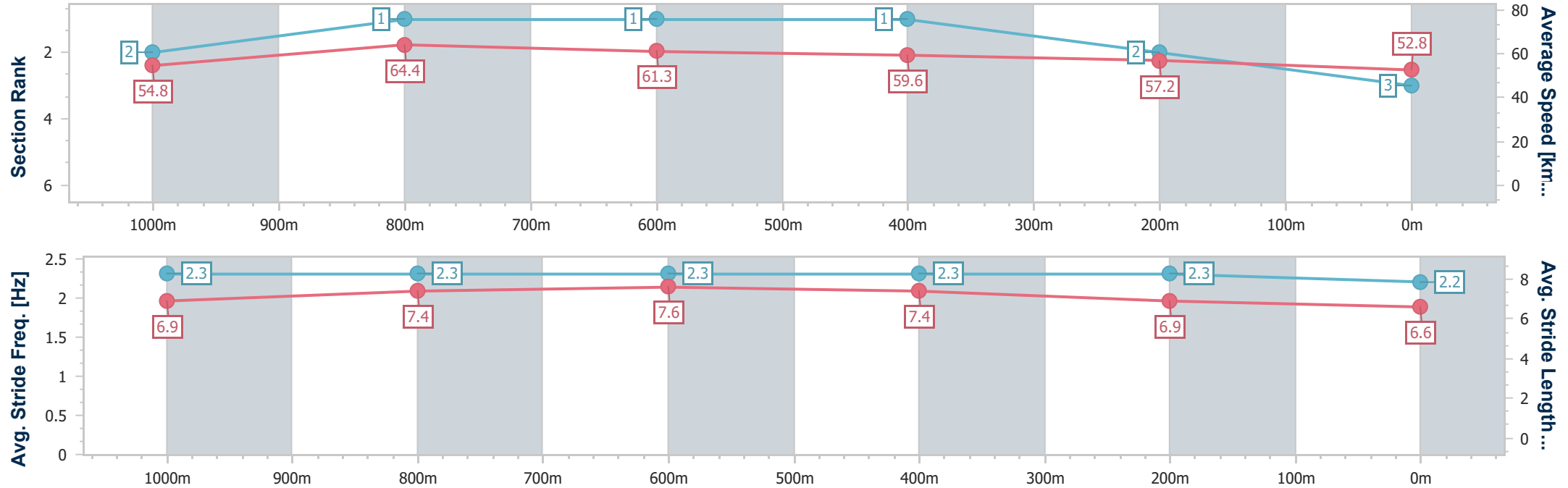
Horse/Jockey Name	Gold Classic
Final Rank	3
Fastest Section Time (Section)	0:11.17 (1000m)
Top Speed [km/h] (Section)	68.4 (Overall)
Race State	Finished



Ladbrokes Cannon ParkProfessional  
Race 1: GATA Plastering QTIS Two-Years-Old Handicap - 1250m  
15 May 2025 - 12:41  
Track Rating: Soft 6, Weather: Fine, Rail Position: True Entire Circuit



Section	Overall	1000m	800m	600m	400m	200m								
Section Times	1:17.63 [3] (0:16.32)	1:01.31 [2] (0:11.17)	0:50.14 [1] (0:11.73)	0:38.41 [1] (0:12.11)	0:26.30 [1] (0:12.70)	0:13.60 [2] (0:13.60)								
Average Speed [km/h]	54.8	64.4	61.3	59.6	57.2	52.8								
Top Speed [km/h]	68.4	67.3	62.5	61.4	58.4	55.7								
Avg. Dist. to Rail [m]	0.8	0.8	0.4	1.0	3.5	3.8								
Avg. Stride Freq. [Hz]	2.3	2.3	2.3	2.3	2.3	2.2								
Avg. Stride Length [m]	6.9	7.4	7.6	7.4	6.9	6.6								







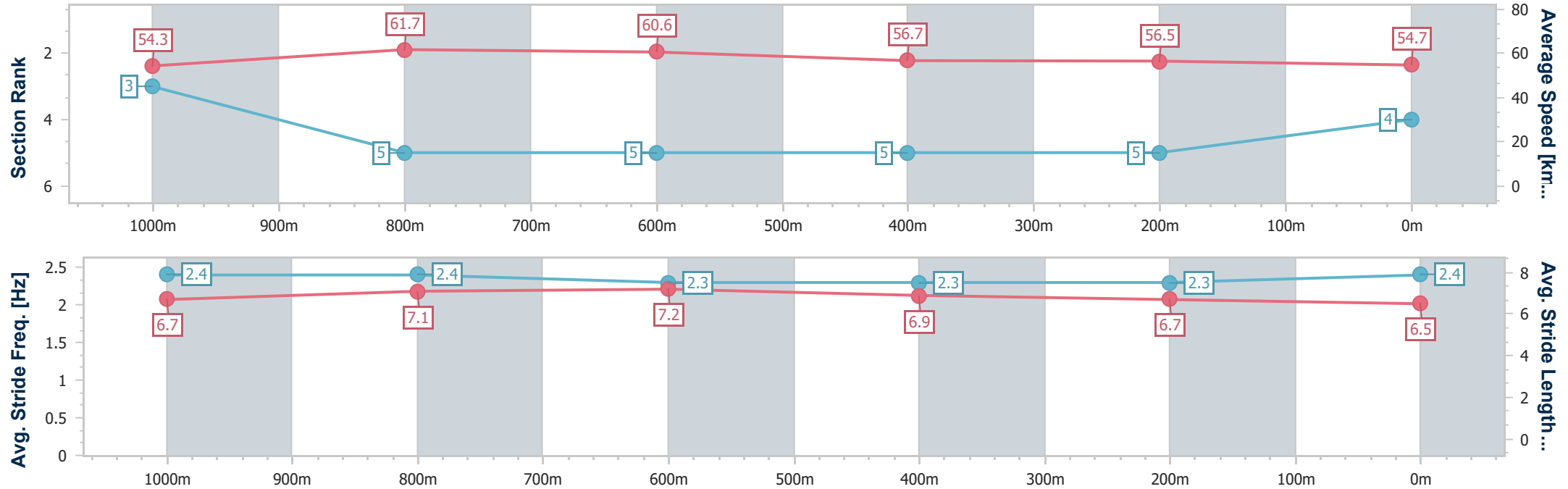
Horse/Jockey Name	Mister Doobee
Final Rank	4
Fastest Section Time (Section)	0:11.54 (1000m)
Top Speed [km/h] (Section)	67.4 (Overall)
Race State	Finished



Ladbrokes Cannon ParkProfessional  
Race 1: GATA Plastering QTIS Two-Years-Old Handicap -  
1250m  
15 May 2025 - 12:41  
Track Rating: Soft 6, Weather: Fine, Rail Position: True Entire  
Circuit



Section	Overall	1000m	800m	600m	400m	200m								
Section Times	1:18.49 [4] (0:16.38)	1:02.11 [3] (0:11.54)	0:50.57 [5] (0:11.84)	0:38.73 [5] (0:12.74)	0:25.99 [5] (0:12.85)	0:13.14 [5] (0:13.14)								
Average Speed [km/h]	54.3	61.7	60.6	56.7	56.5	54.7								
Top Speed [km/h]	67.4	64.3	61.8	60.6	58.2	56.2								
Avg. Dist. to Rail [m]	4.6	1.6	0.9	1.4	4.7	6.0								
Avg. Stride Freq. [Hz]	2.4	2.4	2.3	2.3	2.3	2.4								
Avg. Stride Length [m]	6.7	7.1	7.2	6.9	6.7	6.5								





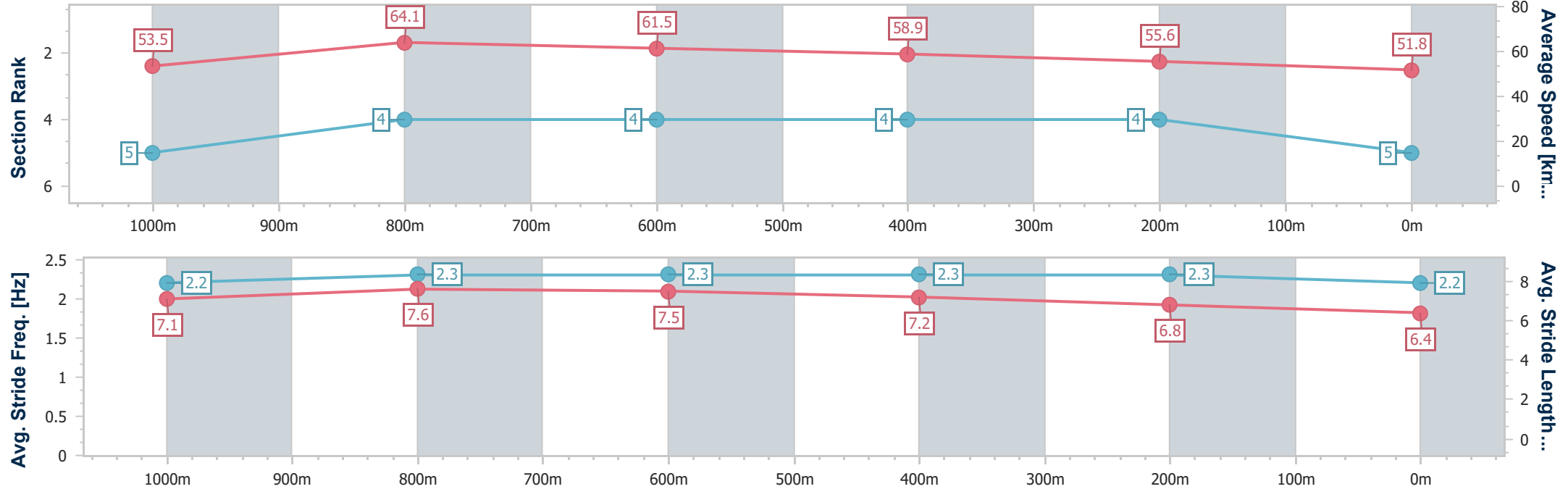
Horse/Jockey Name	Mr Sheffield
Final Rank	5
Fastest Section Time (Section)	0:11.03 (1000m)
Top Speed [km/h] (Section)	66.5 (Overall)
Race State	Finished



Ladbroke's Cannon Park Professional  
Race 1: GATA Plastering QTIS Two-Years-Old Handicap - 1250m  
15 May 2025 - 12:41  
Track Rating: Soft 6, Weather: Fine, Rail Position: True Entire Circuit



Section	Overall	1000m	800m	600m	400m	200m							
Section Times	1:18.77 [5] (0:16.75)	1:02.02 [5] (0:11.03)	0:50.99 [4] (0:11.66)	0:39.33 [4] (0:12.39)	0:26.94 [4] (0:13.04)	0:13.90 [4] (0:13.90)							
Average Speed [km/h]	53.5	64.1	61.5	58.9	55.6	51.8							
Top Speed [km/h]	66.5	65.4	62.2	60.8	56.8	53.2							
Avg. Dist. to Rail [m]	1.5	2.4	0.2	1.6	2.2	2.3							
Avg. Stride Freq. [Hz]	2.2	2.3	2.3	2.3	2.3	2.2							
Avg. Stride Length [m]	7.1	7.6	7.5	7.2	6.8	6.4							





# Ladbrokes Cannon Park Professional

## Race 2: HPS Contractors QTIS Three-Years-Old Handicap - 950m

15 May 2025 - 13:15



Track Rating: Soft 7, Weather: Fine, Rail Position: True Entire Circuit

Section						Overall	800m	600m	400m	200m				Last 600m
Field Times						0:55.75 (0:10.37)	0:45.38 (0:10.30)	0:35.08 (0:11.15)	0:23.93 (0:11.66)	0:12.27 (0:12.27)				0:35.08
Rank	TAB	Horse/Jockey	Barrier	Top Speed [km/h]	Fastest Section						Margin			Distance Travelled [m]
1	1	ALMIGHTY JAB	4	70.4	0:10.41	0:55.75 [1]	0:44.96 [5]	0:34.55 [4]	0:23.51 [4]	0:12.06 [3]	0:55.75	0:34.55		
		Ryan Wiggins		800m	800m	(0:10.79)	(0:10.41)	(0:11.04)	(0:11.45)	(0:12.06)				
2	4	GREY POWER	5	71.6	0:10.30	0:55.77 [2]	0:45.40 [1]	0:35.10 [1]	0:23.95 [1]	0:12.29 [1]	0.11L	0:35.10		+0
		Gabrielle Semmens		800m	800m	(0:10.37)	(0:10.30)	(0:11.15)	(0:11.66)	(0:12.29)				
3	3	KICKAGOAL KENNY	1	71.8	0:10.37	0:55.83 [3]	0:45.41 [2]	0:35.04 [3]	0:23.93 [2]	0:12.27 [2]	0.45L	0:35.04		+1
		Rachel Shred		800m	800m	(0:10.42)	(0:10.37)	(0:11.11)	(0:11.66)	(0:12.27)				
4	5	HAND GRENADE	2	71.4	0:10.24	0:57.66 [4]	0:47.12 [3]	0:36.88 [2]	0:25.68 [3]	0:13.62 [4]	11.24L	0:36.88		+2
		Denicious Smith		800m	800m	(0:10.54)	(0:10.24)	(0:11.20)	(0:12.06)	(0:13.62)				
5	6	THE HOME TEAM	3	69.6	0:10.55	0:58.09 [5]	0:47.40 [4]	0:36.85 [5]	0:25.54 [5]	0:13.42 [5]	13.74L	0:36.85		-3
		Chris Meehan		800m	800m	(0:10.69)	(0:10.55)	(0:11.31)	(0:12.12)	(0:13.42)				

Scratched: l'ltellyouso (#2), Golden Octavian (#7)



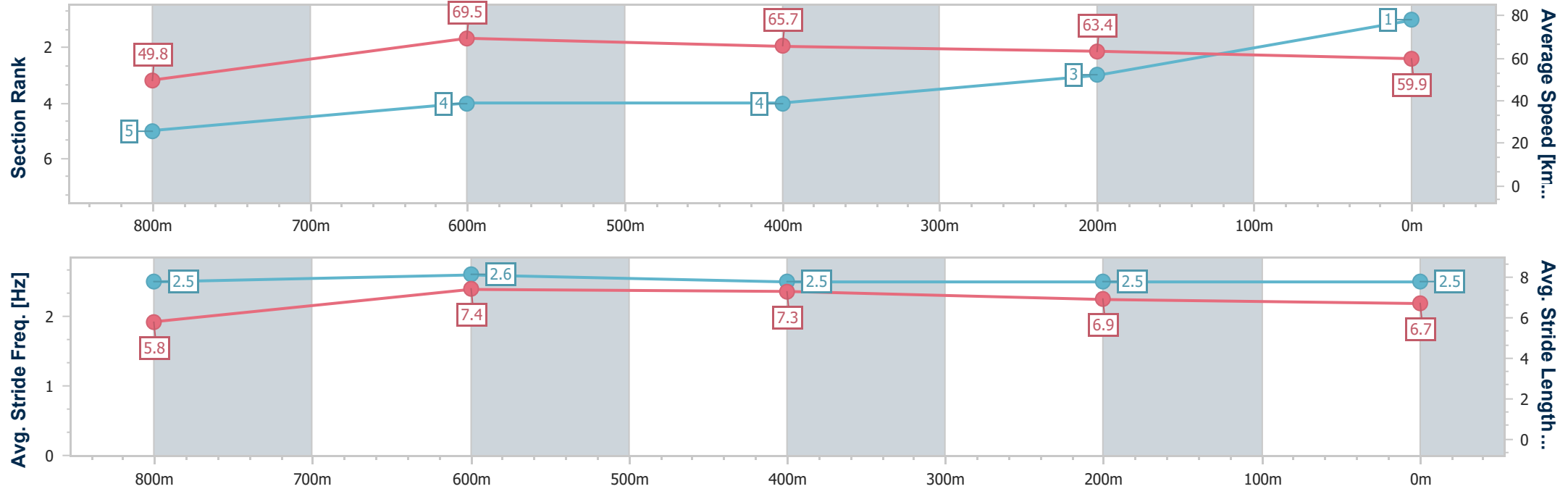
Horse/Jockey Name	Almighty Jab
Final Rank	1
Fastest Section Time (Section)	0:10.41 (800m)
Top Speed [km/h] (Section)	70.4 (800m)
Race State	Finished



Ladbrokes Cannon ParkProfessional  
Race 2: HPS Contractors QTIS Three-Years-Old Handicap - 950m  
15 May 2025 - 13:15  
Track Rating: Soft 7, Weather: Fine, Rail Position: True Entire Circuit



Section	Overall	800m	600m	400m	200m										
Section Times	0:55.75 [1] (0:10.79)	0:44.96 [5] (0:10.41)	0:34.55 [4] (0:11.04)	0:23.51 [4] (0:11.45)	0:12.06 [3] (0:12.06)										
Average Speed [km/h]	49.8	69.5	65.7	63.4	59.9										
Top Speed [km/h]	69.0	70.4	68.8	64.2	62.5										
Avg. Dist. to Rail [m]	4.1	0.9	1.3	5.4	5.7										
Avg. Stride Freq. [Hz]	2.5	2.6	2.5	2.5	2.5										
Avg. Stride Length [m]	5.8	7.4	7.3	6.9	6.7										





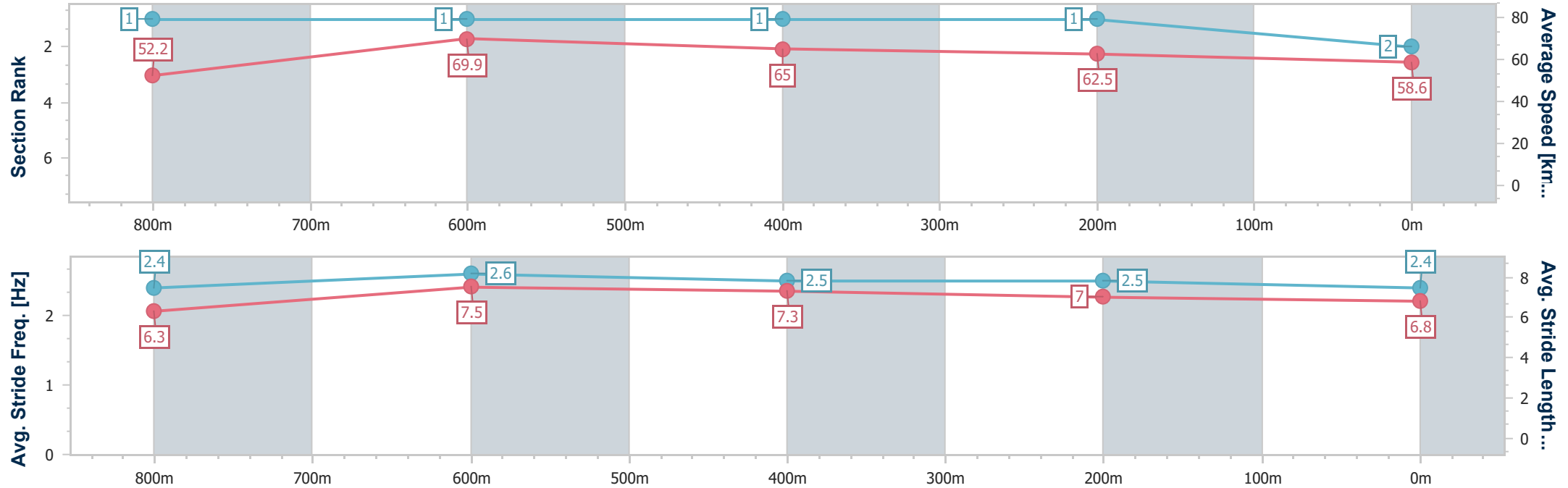
Horse/Jockey Name	Grey Power
Final Rank	2
Fastest Section Time (Section)	0:10.30 (800m)
Top Speed [km/h] (Section)	71.6 (800m)
Race State	Finished



Ladbrokes Cannon ParkProfessional  
Race 2: HPS Contractors QTIS Three-Years-Old Handicap - 950m  
15 May 2025 - 13:15  
Track Rating: Soft 7, Weather: Fine, Rail Position: True Entire Circuit



Section	Overall	800m	600m	400m	200m										
Section Times	0:55.77 [2] (0:10.37)	0:45.40 [1] (0:10.30)	0:35.10 [1] (0:11.15)	0:23.95 [1] (0:11.66)	0:12.29 [1] (0:12.29)										
Average Speed [km/h]	52.2	69.9	65.0	62.5	58.6										
Top Speed [km/h]	70.8	71.6	67.2	63.6	60.3										
Avg. Dist. to Rail [m]	6.6	2.5	1.3	3.2	3.9										
Avg. Stride Freq. [Hz]	2.4	2.6	2.5	2.5	2.4										
Avg. Stride Length [m]	6.3	7.5	7.3	7.0	6.8										





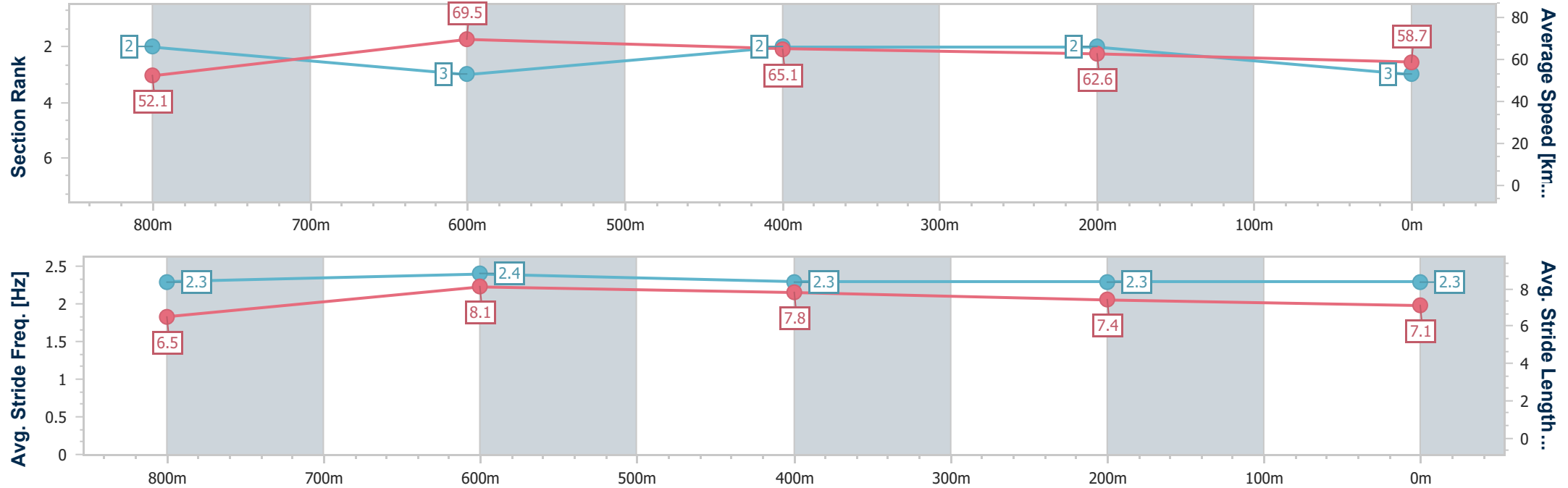
Horse/Jockey Name	Kickagoal Kenny
Final Rank	3
Fastest Section Time (Section)	0:10.37 (800m)
Top Speed [km/h] (Section)	71.8 (800m)
Race State	Finished



Ladbrokes Cannon ParkProfessional  
Race 2: HPS Contractors QTIS Three-Years-Old Handicap - 950m  
15 May 2025 - 13:15  
Track Rating: Soft 7, Weather: Fine, Rail Position: True Entire Circuit



Section	Overall	800m	600m	400m	200m														
Section Times	0:55.83 [3] (0:10.42)	0:45.41 [2] (0:10.37)	0:35.04 [3] (0:11.11)	0:23.93 [2] (0:11.66)	0:12.27 [2] (0:12.27)														
Average Speed [km/h]	52.1	69.5	65.1	62.6	58.7														
Top Speed [km/h]	71.0	71.8	67.2	63.5	61.5														
Avg. Dist. to Rail [m]	2.3	0.4	1.7	4.5	2.6														
Avg. Stride Freq. [Hz]	2.3	2.4	2.3	2.3	2.3														
Avg. Stride Length [m]	6.5	8.1	7.8	7.4	7.1														





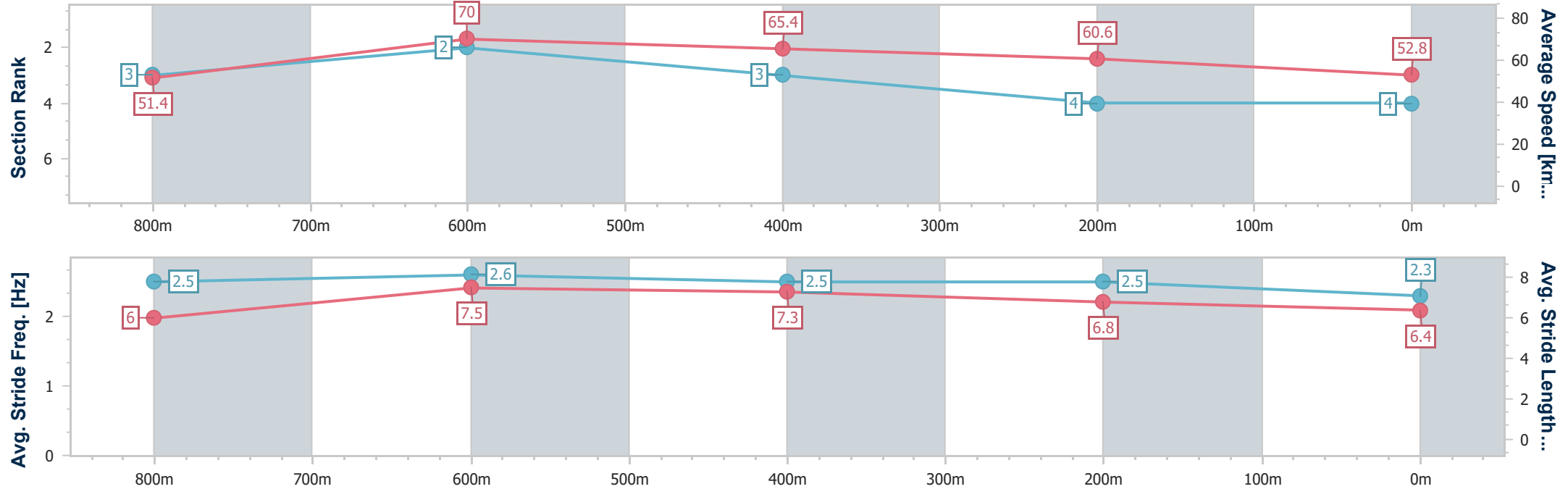
Horse/Jockey Name	Hand Grenade
Final Rank	4
Fastest Section Time (Section)	0:10.24 (800m)
Top Speed [km/h] (Section)	71.4 (800m)
Race State	Finished



Ladbrokes Cannon ParkProfessional  
Race 2: HPS Contractors QTIS Three-Years-Old Handicap - 950m  
15 May 2025 - 13:15  
Track Rating: Soft 7, Weather: Fine, Rail Position: True Entire Circuit



Section	Overall	800m	600m	400m	200m										
Section Times	0:57.66 [4] (0:10.54)	0:47.12 [3] (0:10.24)	0:36.88 [2] (0:11.20)	0:25.68 [3] (0:12.06)	0:13.62 [4] (0:13.62)										
Average Speed [km/h]	51.4	70.0	65.4	60.6	52.8										
Top Speed [km/h]	70.2	71.4	68.0	62.9	55.9										
Avg. Dist. to Rail [m]	2.7	1.0	2.0	6.0	4.8										
Avg. Stride Freq. [Hz]	2.5	2.6	2.5	2.5	2.3										
Avg. Stride Length [m]	6.0	7.5	7.3	6.8	6.4										





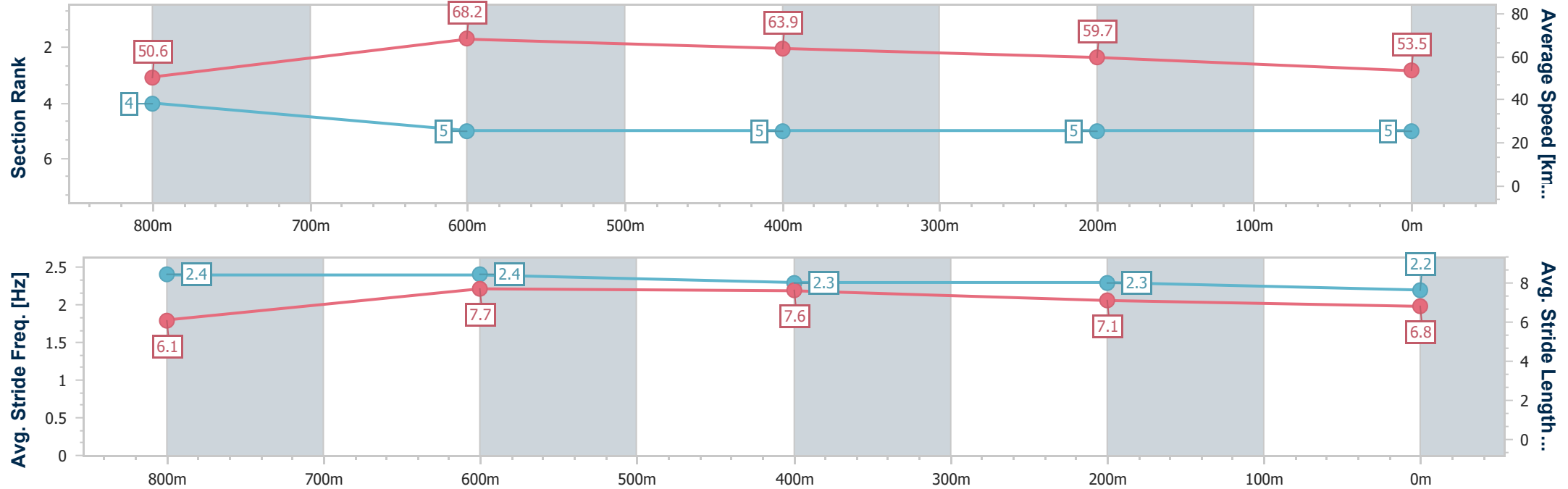
Horse/Jockey Name	The Home Team
Final Rank	5
Fastest Section Time (Section)	0:10.55 (800m)
Top Speed [km/h] (Section)	69.6 (800m)
Race State	Finished



Ladbrokes Cannon ParkProfessional  
Race 2: HPS Contractors QTIS Three-Years-Old Handicap - 950m  
15 May 2025 - 13:15  
Track Rating: Soft 7, Weather: Fine, Rail Position: True Entire Circuit



Section	Overall	800m	600m	400m	200m									
Section Times	0:58.09 [5] (0:10.69)	0:47.40 [4] (0:10.55)	0:36.85 [5] (0:11.31)	0:25.54 [5] (0:12.12)	0:13.42 [5] (0:13.42)									
Average Speed [km/h]	50.6	68.2	63.9	59.7	53.5									
Top Speed [km/h]	68.6	69.6	66.2	60.9	57.2									
Avg. Dist. to Rail [m]	4.4	0.7	0.5	3.2	6.2									
Avg. Stride Freq. [Hz]	2.4	2.4	2.3	2.3	2.2									
Avg. Stride Length [m]	6.1	7.7	7.6	7.1	6.8									







**Ladbroke's Cannon Park Professional**  
**Race 3: Red Rooster Raintrees and Mount Sheridan BENCHMARK 70**  
**Handicap - 1400m**  
**15 May 2025 - 13:55**



Track Rating: Soft 7, Weather: Fine, Rail Position: True Entire Circuit

Section						Overall	1200m	1000m	800m	600m	400m	Last 600m	
Field Times						1:25.49 (0:14.22)	1:11.27 (0:11.00)	1:00.27 (0:11.31)	0:48.96 (0:11.52)	0:37.44 (0:11.96)	0:25.48 (0:12.38)	0:37.44	
Rank	TAB	Horse/Jockey	Barrier	Top Speed [km/h]	Fastest Section								Distance Travelled [m]
1	5	SPIRIT MEISTER	3	65.6	0:11.00	1:25.49 [1]	1:11.27 [1]	1:00.27 [1]	0:48.96 [1]	0:37.44 [1]	0:25.48 [1]	0:37.44	
		Chris Meehan		Overall	1200m	(0:14.22)	(0:11.00)	(0:11.31)	(0:11.52)	(0:11.96)	(0:12.40)		
2	6	VANCOUVER BAY	2	67.7	0:10.97	1:25.58 [2]	1:10.98 [2]	1:00.01 [2]	0:48.55 [3]	0:37.21 [3]	0:25.45 [2]	0:37.21 +0	
		Gabrielle Semmens		1200m	1200m	(0:14.60)	(0:10.97)	(0:11.46)	(0:11.34)	(0:11.76)	(0:12.26)		
3	4	TYCOON BEAU	1	67.9	0:10.93	1:25.88 [3]	1:11.11 [3]	1:00.18 [3]	0:48.92 [2]	0:37.64 [2]	0:25.52 [3]	0:37.64 +4	
		Ryan Wiggins		1200m	1200m	(0:14.77)	(0:10.93)	(0:11.26)	(0:11.28)	(0:12.12)	(0:12.24)		

Scratched: Lidder Valley (#2), Crowning Moment (#3), Stats (#1)



**Ladbrokes Cannon Park Professional**  
**Race 3: Red Rooster Raintrees and Mount Sheridan BENCHMARK 70**  
**Handicap - 1400m**  
**15 May 2025 - 13:55**



Track Rating: Soft 7, Weather: Fine, Rail Position: True Entire Circuit

Section		200m					Last 600m		
Field Times		0:13.10 (0:13.10)					0:37.44		
Rank	TAB	Horse/Jockey	Barrier	Top Speed [km/h]	Fastest Section	Margin		Distance Travelled [m]	
1	5	SPIRIT MEISTER	3	65.6	0:11.00	0:13.08 [2]	1:25.49	0:37.44	
		Chris Meehan		Overall	1200m	(0:13.08)			
2	6	VANCOUVER BAY	2	67.7	0:10.97	0:13.19 [1]	0.52L	0:37.21	+0
		Gabrielle Semmens		1200m	1200m	(0:13.19)			
3	4	TYCOON BEAU	1	67.9	0:10.93	0:13.28 [3]	2.31L	0:37.64	+4
		Ryan Wiggins		1200m	1200m	(0:13.28)			

Scratched: Lidder Valley (#2), Crowning Moment (#3), Stats (#1)



Horse/Jockey Name	Spirit Meister
Final Rank	1
Fastest Section Time (Section)	0:11.00 (1200m)
Top Speed [km/h] (Section)	65.6 (Overall)
Race State	Finished



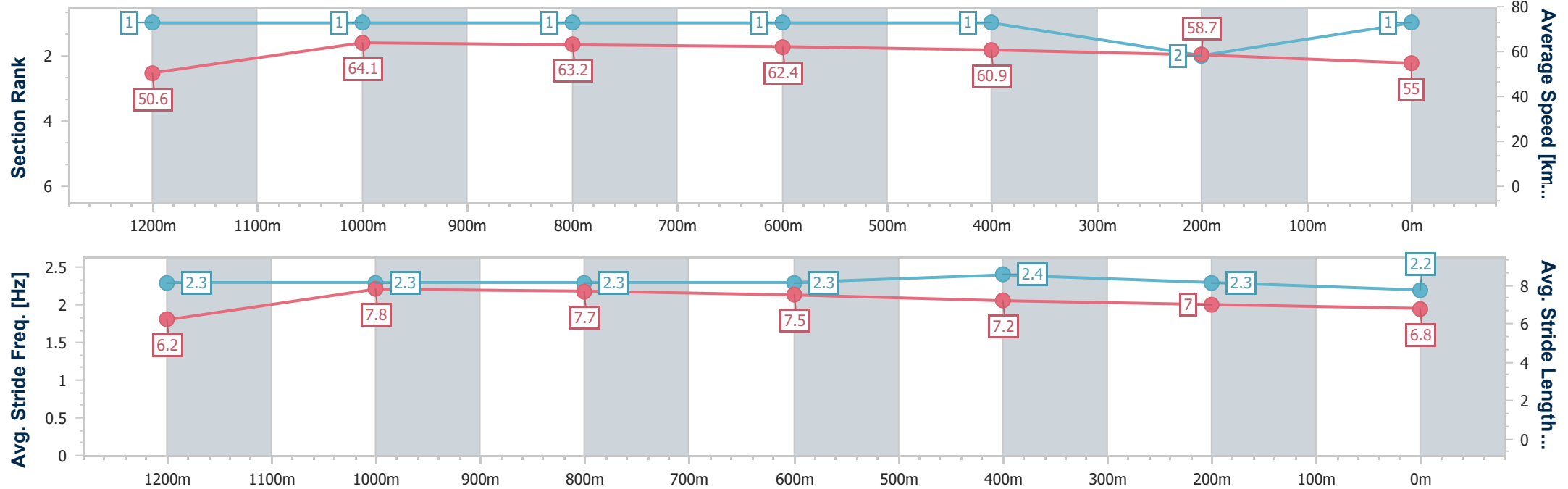
Ladbrokes Cannon ParkProfessional  
Race 3: Red Rooster Raintrees and Mount Sheridan  
BENCHMARK 70 Handicap - 1400m

15 May 2025 - 13:55

Track Rating: Soft 7, Weather: Fine, Rail Position: True Entire  
Circuit



Section	Overall	1200m	1000m	800m	600m	400m	200m						
Section Times	1:25.49 [1] (0:14.22)	1:11.27 [1] (0:11.00)	1:00.27 [1] (0:11.31)	0:48.96 [1] (0:11.52)	0:37.44 [1] (0:11.96)	0:25.48 [1] (0:12.40)	0:13.08 [2] (0:13.08)						
Average Speed [km/h]	50.6	64.1	63.2	62.4	60.9	58.7	55.0						
Top Speed [km/h]	65.6	64.9	63.9	63.0	62.8	60.5	56.8						
Avg. Dist. to Rail [m]	4.7	5.8	2.3	1.8	1.8	2.1	0.9						
Avg. Stride Freq. [Hz]	2.3	2.3	2.3	2.3	2.4	2.3	2.2						
Avg. Stride Length [m]	6.2	7.8	7.7	7.5	7.2	7.0	6.8						



- [ ] Ranking at each section and finish
- .-.- No data available at this section
- NA No data available



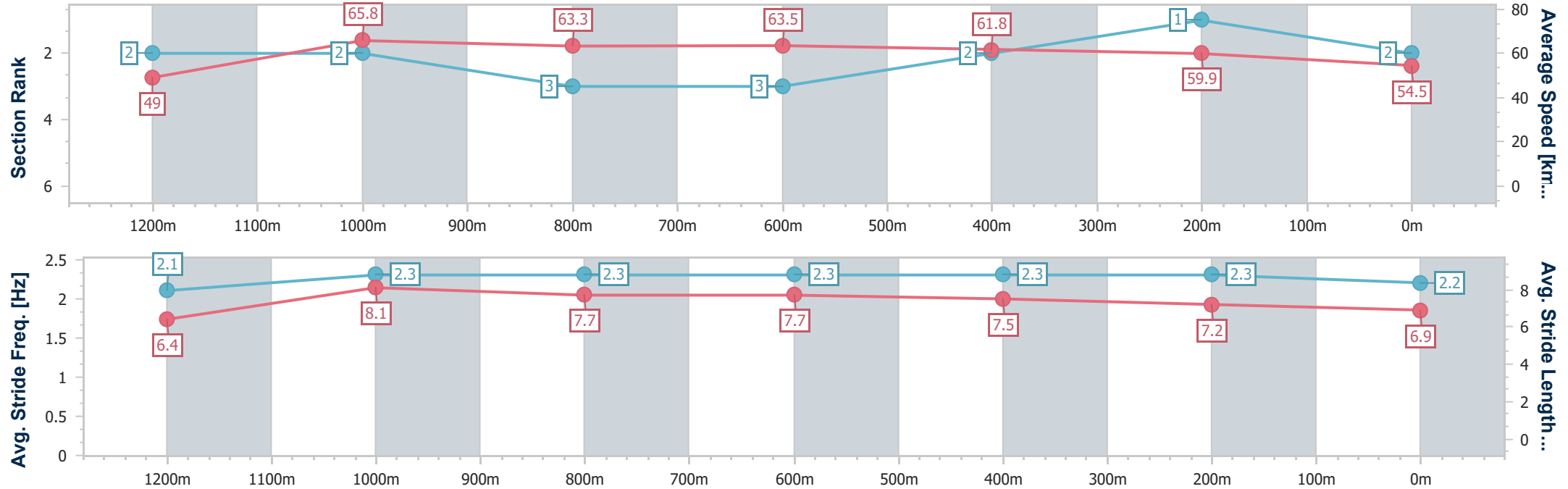
Horse/Jockey Name	Vancouver Bay
Final Rank	2
Fastest Section Time (Section)	0:10.97 (1200m)
Top Speed [km/h] (Section)	67.7 (1200m)
Race State	Finished



Ladbroke's Cannon Park Professional  
Race 3: Red Rooster Raintrees and Mount Sheridan  
BENCHMARK 70 Handicap - 1400m  
15 May 2025 - 13:55  
Track Rating: Soft 7, Weather: Fine, Rail Position: True Entire Circuit



Section	Overall	1200m	1000m	800m	600m	400m	200m						
Section Times	1:25.58 [2] (0:14.60)	1:10.98 [2] (0:10.97)	1:00.01 [2] (0:11.46)	0:48.55 [3] (0:11.34)	0:37.21 [3] (0:11.76)	0:25.45 [2] (0:12.26)	0:13.19 [1] (0:13.19)						
Average Speed [km/h]	49.0	65.8	63.3	63.5	61.8	59.9	54.5						
Top Speed [km/h]	67.3	67.7	65.9	65.4	64.4	61.1	57.2						
Avg. Dist. to Rail [m]	4.3	1.2	1.3	1.5	2.1	5.1	4.4						
Avg. Stride Freq. [Hz]	2.1	2.3	2.3	2.3	2.3	2.3	2.2						
Avg. Stride Length [m]	6.4	8.1	7.7	7.7	7.5	7.2	6.9						





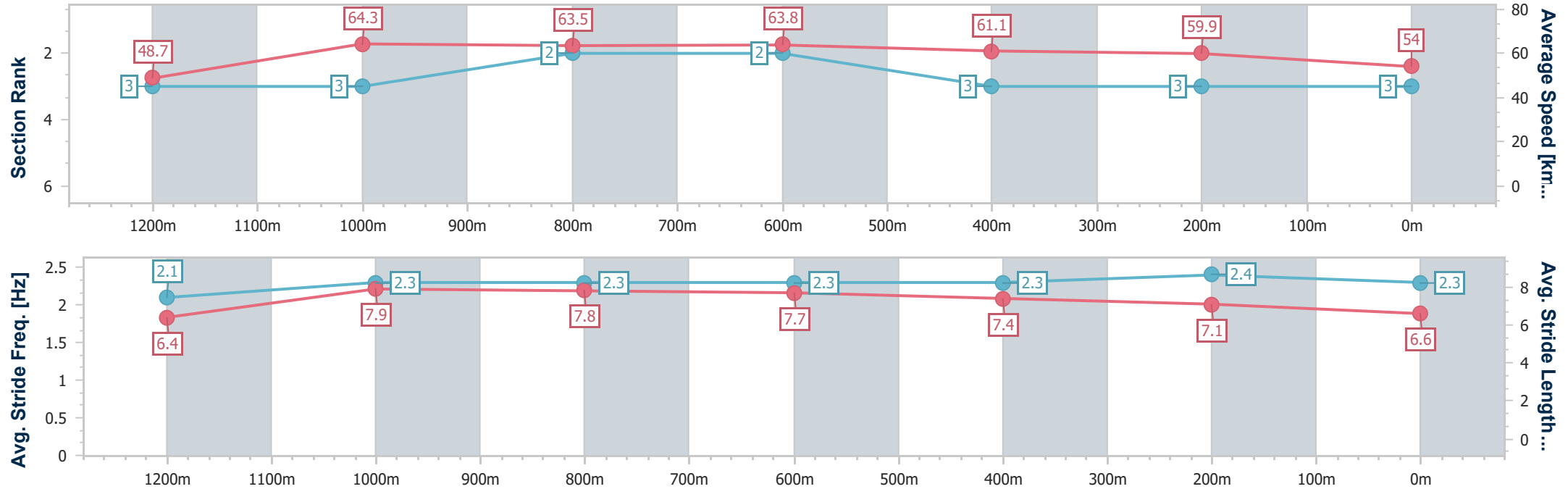
Horse/Jockey Name	Tycoon Beau
Final Rank	3
Fastest Section Time (Section)	0:10.93 (1200m)
Top Speed [km/h] (Section)	67.9 (1200m)
Race State	Finished



Ladbroke's Cannon Park Professional  
Race 3: Red Rooster Raintrees and Mount Sheridan  
BENCHMARK 70 Handicap - 1400m  
15 May 2025 - 13:55  
Track Rating: Soft 7, Weather: Fine, Rail Position: True Entire Circuit



Section	Overall	1200m	1000m	800m	600m	400m	200m						
Section Times	1:25.88 [3] (0:14.77)	1:11.11 [3] (0:10.93)	1:00.18 [3] (0:11.26)	0:48.92 [2] (0:11.28)	0:37.64 [2] (0:12.12)	0:25.52 [3] (0:12.24)	0:13.28 [3] (0:13.28)						
Average Speed [km/h]	48.7	64.3	63.5	63.8	61.1	59.9	54.0						
Top Speed [km/h]	66.6	67.9	64.1	66.2	63.5	62.1	58.2						
Avg. Dist. to Rail [m]	5.7	6.4	2.2	4.6	4.4	5.8	7.3						
Avg. Stride Freq. [Hz]	2.1	2.3	2.3	2.3	2.3	2.4	2.3						
Avg. Stride Length [m]	6.4	7.9	7.8	7.7	7.4	7.1	6.6						





**Ladbrokes Cannon Park Professional**  
**Race 4: Fred Wieland Racing BM58 Handicap - 1400m**  
**15 May 2025 - 14:35**



Track Rating: Soft 7, Weather: Fine, Rail Position: True Entire Circuit

Section						Overall	1200m	1000m	800m	600m	400m	Last 600m	
Field Times						1:25.83 (0:14.31)	1:11.52 (0:11.04)	1:00.48 (0:11.57)	0:48.91 (0:11.96)	0:36.95 (0:12.07)	0:24.88 (0:12.29)	0:36.95	
Rank	TAB	Horse/Jockey	Barrier	Top Speed [km/h]	Fastest Section								Distance Travelled [m]
1	6	PREMIUM STAR	4	65.9	0:10.97	1:25.83 [1]	1:11.11 [3]	1:00.14 [3]	0:48.66 [3]	0:36.84 [3]	0:24.82 [3]	0:36.84	
		Jackson Murphy		1200m	1200m	(0:14.72)	(0:10.97)	(0:11.48)	(0:11.82)	(0:12.02)	(0:12.23)		
2	3	CITY OF BOULDER	3	67.1	0:10.96	1:26.43 [2]	1:11.58 [4]	1:00.62 [4]	0:48.99 [4]	0:37.27 [4]	0:25.28 [4]	0:37.27 -6	
		Ryan Wiggins		1200m	1200m	(0:14.85)	(0:10.96)	(0:11.63)	(0:11.72)	(0:11.99)	(0:12.29)		
3	7	PICCAPEPPA	2	65.8	0:10.85	1:26.56 [3]	1:11.24 [7]	1:00.39 [7]	0:49.00 [7]	0:37.20 [7]	0:25.04 [7]	0:37.20 +1	
		Tyler Leslight		1200m	1200m	(0:15.32)	(0:10.85)	(0:11.39)	(0:11.80)	(0:12.16)	(0:12.23)		
4	4	TARIFF	5	67.8	0:10.86	1:26.58 [4]	1:12.09 [2]	1:01.23 [1]	0:49.66 [1]	0:37.70 [1]	0:25.62 [2]	0:37.70 -5	
		Aidan Holt		1200m	1200m	(0:14.49)	(0:10.86)	(0:11.57)	(0:11.96)	(0:12.08)	(0:12.53)		
5	1	EXCITE CHOO	7	66.6	0:10.95	1:26.96 [5]	1:11.82 [6]	1:00.87 [6]	0:49.51 [5]	0:37.69 [5]	0:25.52 [6]	0:37.69 +0	
		Rachel Shred		1200m	1200m	(0:15.14)	(0:10.95)	(0:11.36)	(0:11.82)	(0:12.17)	(0:12.29)		
6	5	DOMINANT ROSE	1	67.9	0:11.10	1:27.21 [6]	1:12.90 [1]	1:01.80 [2]	0:50.26 [2]	0:38.29 [2]	0:26.26 [1]	0:38.29 -2	
		Lauren Guernier		Overall	1200m	(0:14.31)	(0:11.10)	(0:11.54)	(0:11.97)	(0:12.03)	(0:12.58)		
7	2	SET THE SAILS	6	65.7	0:11.01	1:27.37 [7]	1:12.33 [5]	1:01.32 [5]	0:49.88 [6]	0:38.04 [6]	0:25.95 [5]	0:38.04 -2	
		Nathan Thomas		1200m	1200m	(0:15.04)	(0:11.01)	(0:11.44)	(0:11.84)	(0:12.09)	(0:12.57)		



**Ladbroke's Cannon Park Professional**  
**Race 4: Fred Wieland Racing BM58 Handicap - 1400m**  
**15 May 2025 - 14:35**



Track Rating: Soft 7, Weather: Fine, Rail Position: True Entire Circuit

Section Field Times		200m 0:12.59 (0:12.59)		Last 600m 0:36.95			
Rank	TAB	Horse/Jockey	Barrier	Top Speed [km/h]	Fastest Section	Margin	Distance Travelled [m]
1	6	PREMIUM STAR	4	65.9	0:10.97	0:12.59 [1]	1:25.83
		Jackson Murphy		1200m	1200m	(0:12.59)	0:36.84
2	3	CITY OF BOULDER	3	67.1	0:10.96	0:12.99 [2]	3.5L
		Ryan Wiggins		1200m	1200m	(0:12.99)	0:37.27 -6
3	7	PICCAPEPPA	2	65.8	0:10.85	0:12.81 [6]	4.27L
		Tyler Leslight		1200m	1200m	(0:12.81)	0:37.20 +1
4	4	TARIFF	5	67.8	0:10.86	0:13.09 [3]	4.42L
		Aidan Holt		1200m	1200m	(0:13.09)	0:37.70 -5
5	1	EXCITE CHOO	7	66.6	0:10.95	0:13.23 [5]	6.61L
		Rachel Shred		1200m	1200m	(0:13.23)	0:37.69 +0
6	5	DOMINANT ROSE	1	67.9	0:11.10	0:13.68 [4]	8.12L
		Lauren Guernier		Overall	1200m	(0:13.68)	0:38.29 -2
7	2	SET THE SAILS	6	65.7	0:11.01	0:13.38 [7]	9.03L
		Nathan Thomas		1200m	1200m	(0:13.38)	0:38.04 -2



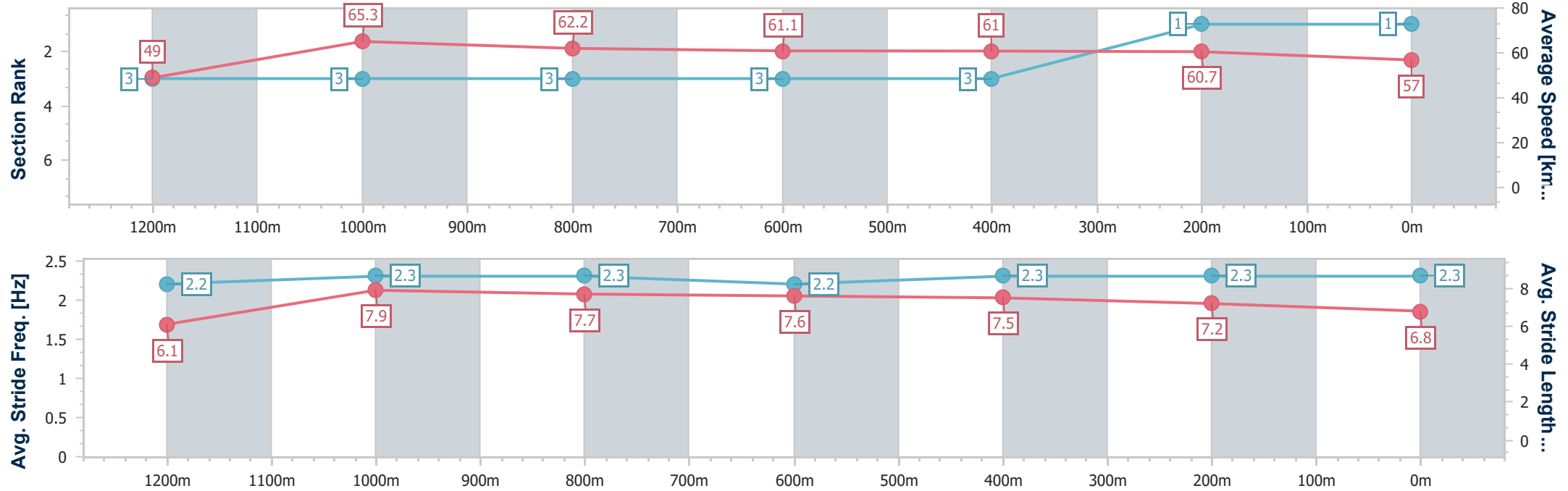
Horse/Jockey Name	Premium Star
Final Rank	1
Fastest Section Time (Section)	0:10.97 (1200m)
Top Speed [km/h] (Section)	65.9 (1200m)
Race State	Finished



Ladbrokes Cannon ParkProfessional  
Race 4: Fred Wieland Racing BM58 Handicap - 1400m  
15 May 2025 - 14:35  
Track Rating: Soft 7, Weather: Fine, Rail Position: True Entire Circuit



Section	Overall	1200m	1000m	800m	600m	400m	200m						
Section Times	1:25.83 [1] (0:14.72)	1:11.11 [3] (0:10.97)	1:00.14 [3] (0:11.48)	0:48.66 [3] (0:11.82)	0:36.84 [3] (0:12.02)	0:24.82 [3] (0:12.23)	0:12.59 [1] (0:12.59)						
Average Speed [km/h]	49.0	65.3	62.2	61.1	61.0	60.7	57.0						
Top Speed [km/h]	65.1	65.9	65.0	61.6	61.8	61.9	59.6						
Avg. Dist. to Rail [m]	2.6	2.8	1.4	1.1	2.9	8.1	7.8						
Avg. Stride Freq. [Hz]	2.2	2.3	2.3	2.2	2.3	2.3	2.3						
Avg. Stride Length [m]	6.1	7.9	7.7	7.6	7.5	7.2	6.8						







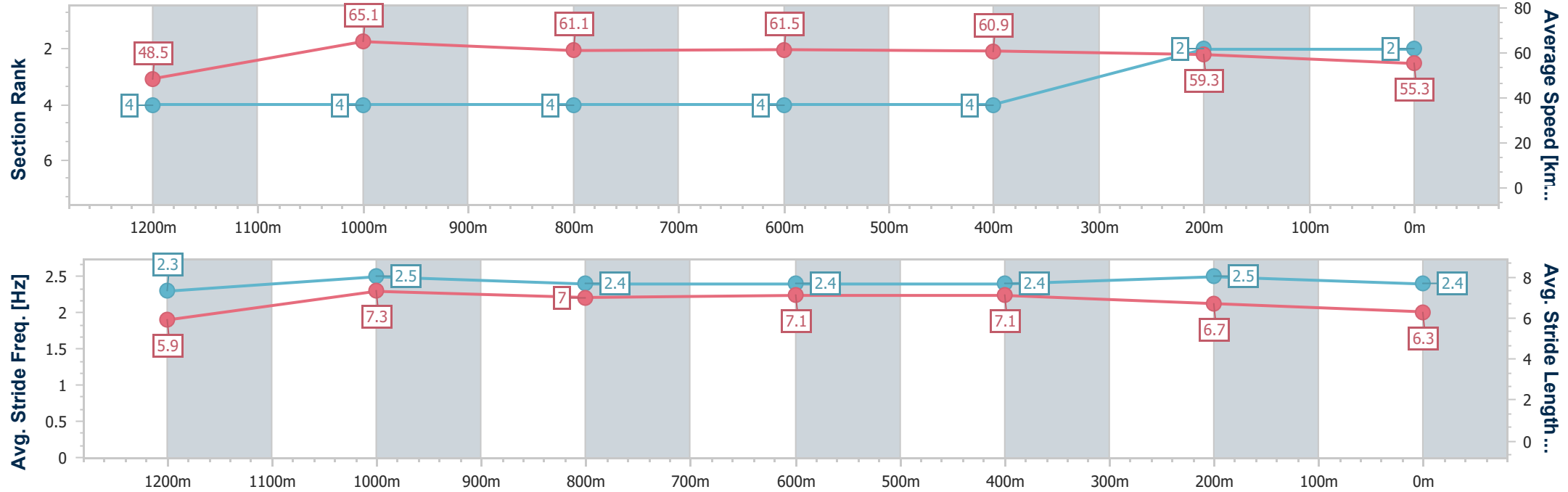
Horse/Jockey Name	City Of Boulder
Final Rank	2
Fastest Section Time (Section)	0:10.96 (1200m)
Top Speed [km/h] (Section)	67.1 (1200m)
Race State	Finished



Ladbrokes Cannon ParkProfessional  
Race 4: Fred Wieland Racing BM58 Handicap - 1400m  
15 May 2025 - 14:35  
Track Rating: Soft 7, Weather: Fine, Rail Position: True Entire Circuit



Section	Overall	1200m	1000m	800m	600m	400m	200m						
Section Times	1:26.43 [2] (0:14.85)	1:11.58 [4] (0:10.96)	1:00.62 [4] (0:11.63)	0:48.99 [4] (0:11.72)	0:37.27 [4] (0:11.99)	0:25.28 [4] (0:12.29)	0:12.99 [2] (0:12.99)						
Average Speed [km/h]	48.5	65.1	61.1	61.5	60.9	59.3	55.3						
Top Speed [km/h]	65.8	67.1	63.1	62.4	62.2	60.6	58.4						
Avg. Dist. to Rail [m]	4.4	3.9	1.4	0.4	1.8	5.0	5.3						
Avg. Stride Freq. [Hz]	2.3	2.5	2.4	2.4	2.4	2.5	2.4						
Avg. Stride Length [m]	5.9	7.3	7.0	7.1	7.1	6.7	6.3						





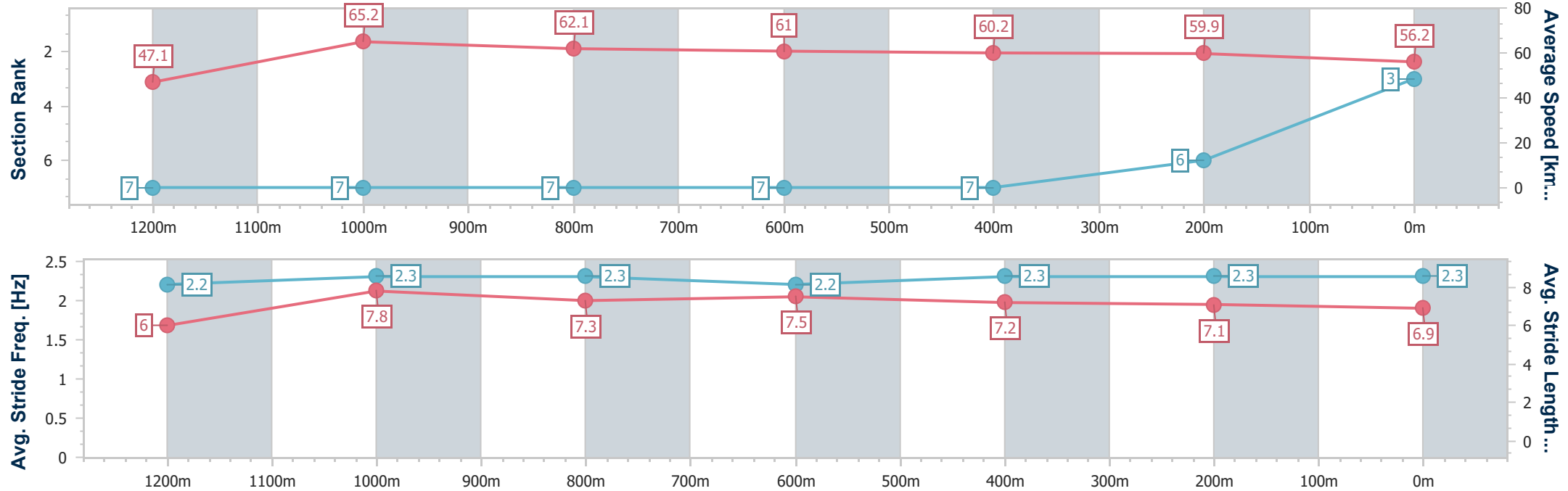
Horse/Jockey Name	Piccapeppa
Final Rank	3
Fastest Section Time (Section)	0:10.85 (1200m)
Top Speed [km/h] (Section)	65.8 (1200m)
Race State	Finished



Ladbrokes Cannon ParkProfessional  
Race 4: Fred Wieland Racing BM58 Handicap - 1400m  
15 May 2025 - 14:35  
Track Rating: Soft 7, Weather: Fine, Rail Position: True Entire Circuit



Section	Overall	1200m	1000m	800m	600m	400m	200m						
Section Times	1:26.56 [3] (0:15.32)	1:11.24 [7] (0:10.85)	1:00.39 [7] (0:11.39)	0:49.00 [7] (0:11.80)	0:37.20 [7] (0:12.16)	0:25.04 [7] (0:12.23)	0:12.81 [6] (0:12.81)						
Average Speed [km/h]	47.1	65.2	62.1	61.0	60.2	59.9	56.2						
Top Speed [km/h]	64.6	65.8	64.1	61.7	61.0	60.6	58.9						
Avg. Dist. to Rail [m]	5.5	4.6	2.6	1.6	2.7	4.9	6.7						
Avg. Stride Freq. [Hz]	2.2	2.3	2.3	2.2	2.3	2.3	2.3						
Avg. Stride Length [m]	6.0	7.8	7.3	7.5	7.2	7.1	6.9						





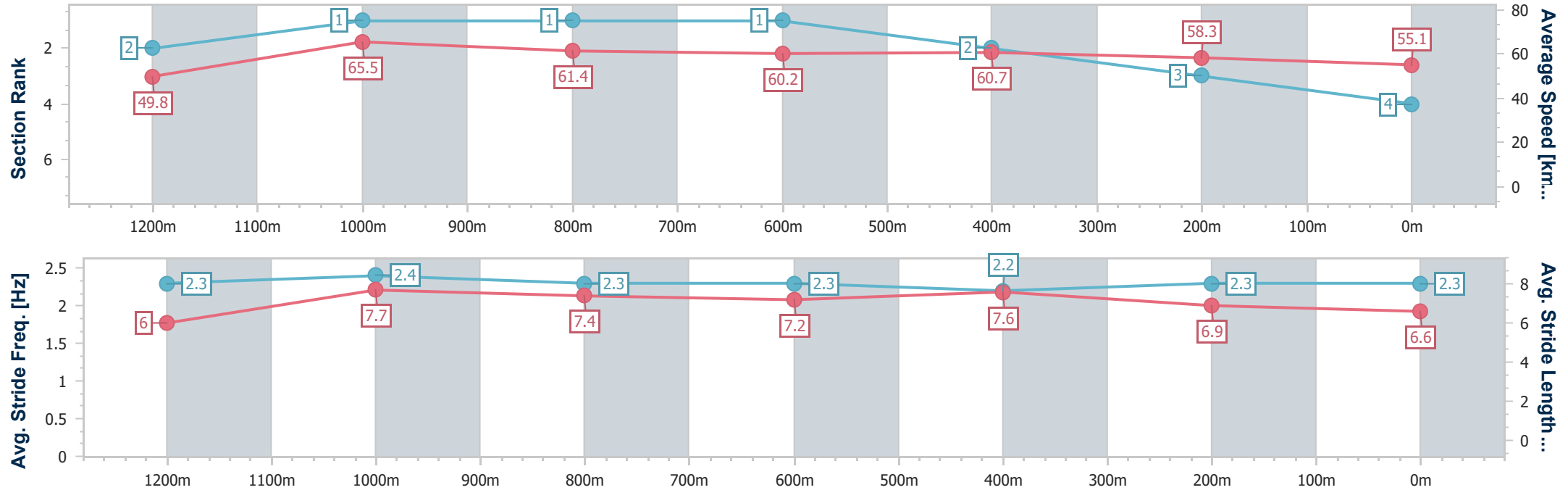
Horse/Jockey Name	Tariff
Final Rank	4
Fastest Section Time (Section)	0:10.86 (1200m)
Top Speed [km/h] (Section)	67.8 (1200m)
Race State	Finished



Ladbrokes Cannon ParkProfessional  
Race 4: Fred Wieland Racing BM58 Handicap - 1400m  
15 May 2025 - 14:35  
Track Rating: Soft 7, Weather: Fine, Rail Position: True Entire Circuit



Section	Overall	1200m	1000m	800m	600m	400m	200m						
Section Times	1:26.58 [4] (0:14.49)	1:12.09 [2] (0:10.86)	1:01.23 [1] (0:11.57)	0:49.66 [1] (0:11.96)	0:37.70 [1] (0:12.08)	0:25.62 [2] (0:12.53)	0:13.09 [3] (0:13.09)						
Average Speed [km/h]	49.8	65.5	61.4	60.2	60.7	58.3	55.1						
Top Speed [km/h]	67.7	67.8	63.6	62.9	61.3	60.9	57.2						
Avg. Dist. to Rail [m]	3.3	2.6	1.6	1.6	2.6	5.4	3.9						
Avg. Stride Freq. [Hz]	2.3	2.4	2.3	2.3	2.2	2.3	2.3						
Avg. Stride Length [m]	6.0	7.7	7.4	7.2	7.6	6.9	6.6						





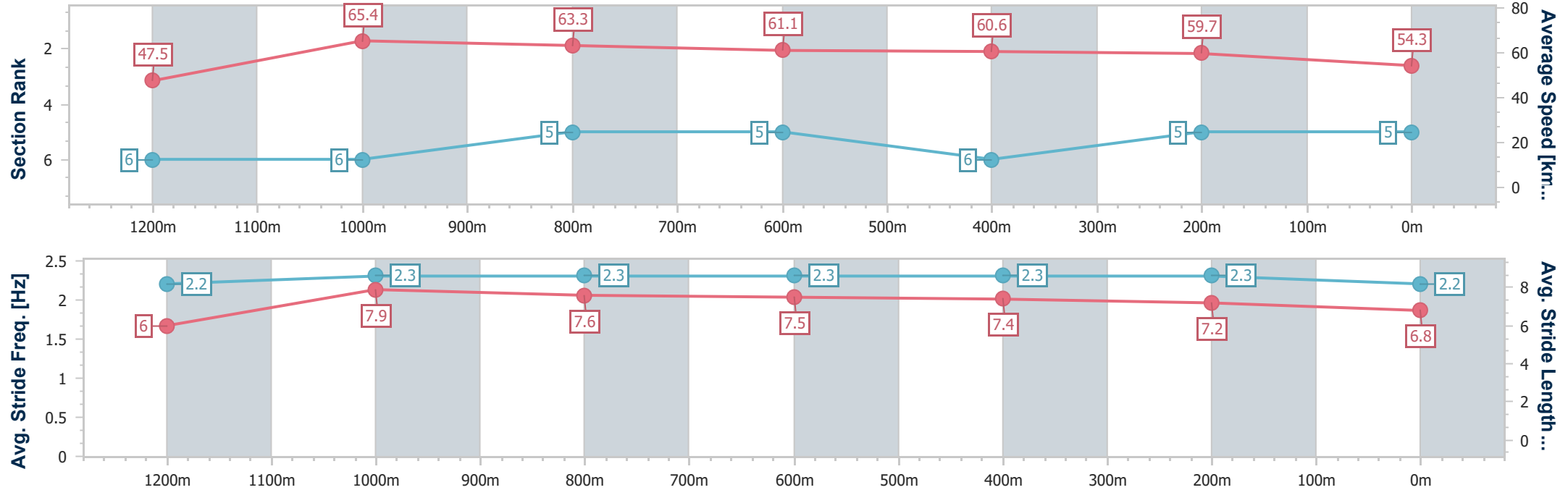
Horse/Jockey Name	Excite Choo
Final Rank	5
Fastest Section Time (Section)	0:10.95 (1200m)
Top Speed [km/h] (Section)	66.6 (1200m)
Race State	Finished



Ladbrokes Cannon ParkProfessional  
Race 4: Fred Wieland Racing BM58 Handicap - 1400m  
15 May 2025 - 14:35  
Track Rating: Soft 7, Weather: Fine, Rail Position: True Entire Circuit



Section	Overall	1200m	1000m	800m	600m	400m	200m						
Section Times	1:26.96 [5] (0:15.14)	1:11.82 [6] (0:10.95)	1:00.87 [6] (0:11.36)	0:49.51 [5] (0:11.82)	0:37.69 [5] (0:12.17)	0:25.52 [6] (0:12.29)	0:13.23 [5] (0:13.23)						
Average Speed [km/h]	47.5	65.4	63.3	61.1	60.6	59.7	54.3						
Top Speed [km/h]	65.7	66.6	64.5	62.2	62.0	60.5	57.5						
Avg. Dist. to Rail [m]	2.8	1.7	1.6	3.1	4.0	5.9	7.2						
Avg. Stride Freq. [Hz]	2.2	2.3	2.3	2.3	2.3	2.3	2.2						
Avg. Stride Length [m]	6.0	7.9	7.6	7.5	7.4	7.2	6.8						





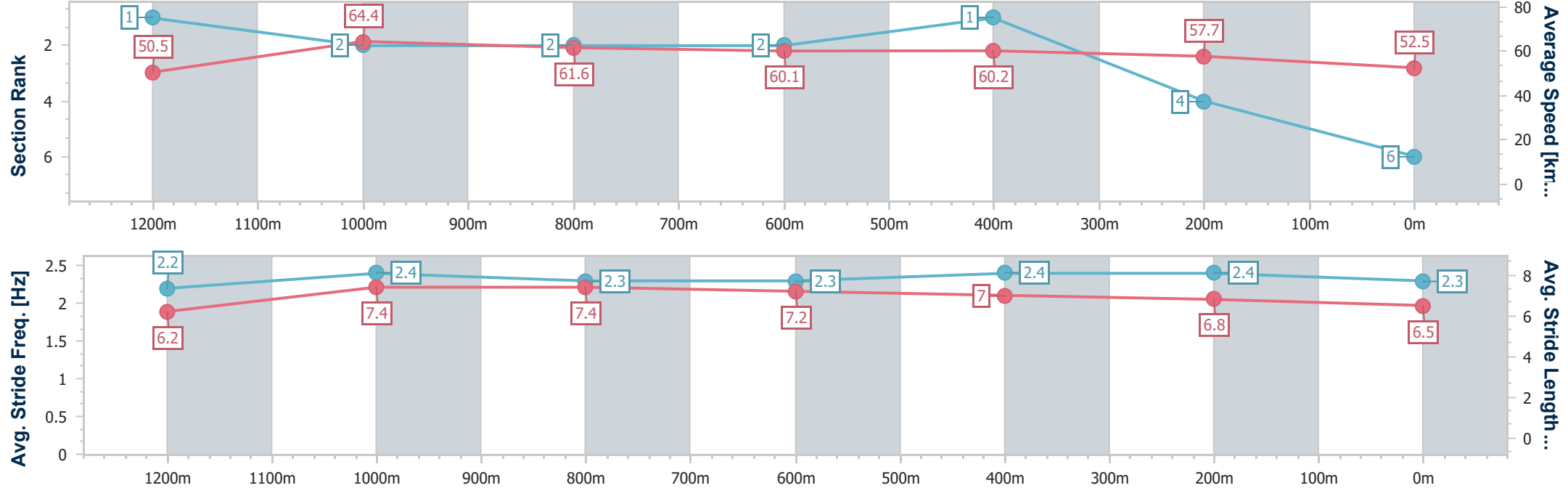
Horse/Jockey Name	Dominant Rose
Final Rank	6
Fastest Section Time (Section)	0:11.10 (1200m)
Top Speed [km/h] (Section)	67.9 (Overall)
Race State	Finished



Ladbrokes Cannon ParkProfessional  
Race 4: Fred Wieland Racing BM58 Handicap - 1400m  
15 May 2025 - 14:35  
Track Rating: Soft 7, Weather: Fine, Rail Position: True Entire Circuit



Section	Overall	1200m	1000m	800m	600m	400m	200m						
Section Times	1:27.21 [6] (0:14.31)	1:12.90 [1] (0:11.10)	1:01.80 [2] (0:11.54)	0:50.26 [2] (0:11.97)	0:38.29 [2] (0:12.03)	0:26.26 [1] (0:12.58)	0:13.68 [4] (0:13.68)						
Average Speed [km/h]	50.5	64.4	61.6	60.1	60.2	57.7	52.5						
Top Speed [km/h]	67.9	66.8	63.2	61.1	60.8	59.7	56.6						
Avg. Dist. to Rail [m]	2.3	1.3	1.6	0.8	1.3	3.9	3.9						
Avg. Stride Freq. [Hz]	2.2	2.4	2.3	2.3	2.4	2.4	2.3						
Avg. Stride Length [m]	6.2	7.4	7.4	7.2	7.0	6.8	6.5						





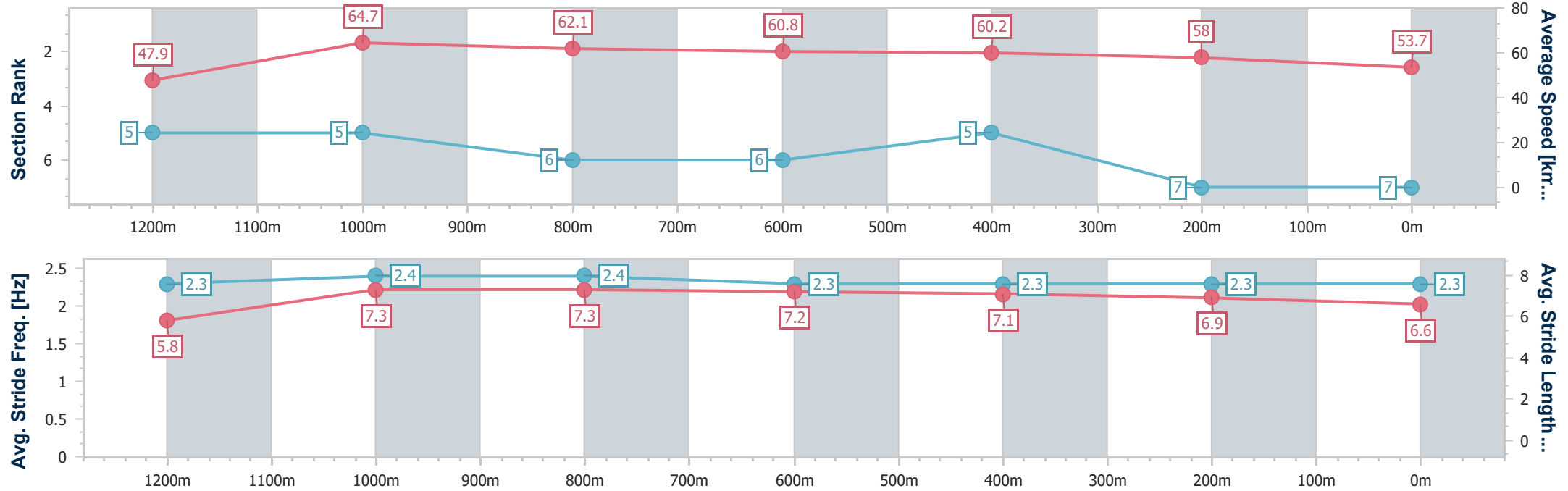
Horse/Jockey Name	Set The Sails
Final Rank	7
Fastest Section Time (Section)	0:11.01 (1200m)
Top Speed [km/h] (Section)	65.7 (1200m)
Race State	Finished



Ladbrokes Cannon ParkProfessional  
Race 4: Fred Wieland Racing BM58 Handicap - 1400m  
15 May 2025 - 14:35  
Track Rating: Soft 7, Weather: Fine, Rail Position: True Entire Circuit



Section	Overall	1200m	1000m	800m	600m	400m	200m						
Section Times	1:27.37 [7] (0:15.04)	1:12.33 [5] (0:11.01)	1:01.32 [5] (0:11.44)	0:49.88 [6] (0:11.84)	0:38.04 [6] (0:12.09)	0:25.95 [5] (0:12.57)	0:13.38 [7] (0:13.38)						
Average Speed [km/h]	47.9	64.7	62.1	60.8	60.2	58.0	53.7						
Top Speed [km/h]	64.3	65.7	63.9	61.6	61.1	59.5	54.9						
Avg. Dist. to Rail [m]	3.2	1.7	2.1	0.5	1.4	5.9	8.4						
Avg. Stride Freq. [Hz]	2.3	2.4	2.4	2.3	2.3	2.3	2.3						
Avg. Stride Length [m]	5.8	7.3	7.3	7.2	7.1	6.9	6.6						





**Ladbroke's Cannon Park Professional**  
**Race 5: Greenfield Energy BM65 Handicap - 1250m**  
**15 May 2025 - 15:11**



Track Rating: Soft 7, Weather: Fine, Rail Position: True Entire Circuit

Section						Overall	1000m	800m	600m	400m	200m	Last 600m	
Field Times						1:15.40 (0:15.88)	0:59.52 (0:10.77)	0:48.75 (0:11.35)	0:37.40 (0:11.88)	0:25.52 (0:12.70)	0:12.82 (0:12.82)	0:37.40	
Rank	TAB	Horse/Jockey	Barrier	Top Speed [km/h]	Fastest Section							Margin	Distance Travelled [m]
1	8	GROVERS PREDICTION	1	68.3	0:10.70	1:15.40 [1]	0:58.81 [7]	0:48.11 [7]	0:36.83 [7]	0:25.00 [8]	0:12.81 [2]	1:15.40	0:36.83
		Jason Taylor		1000m	1000m	(0:16.59)	(0:10.70)	(0:11.28)	(0:11.83)	(0:12.19)	(0:12.81)		
2	6	CALDANTE	2	69.5	0:10.58	1:15.80 [2]	0:59.73 [3]	0:49.15 [1]	0:37.80 [1]	0:25.92 [1]	0:13.22 [1]	2.35L	0:37.80 +2
		Gabrielle Semmens		Overall	1000m	(0:16.07)	(0:10.58)	(0:11.35)	(0:11.88)	(0:12.70)	(0:13.22)		
3	4	JOE'S GIGGLE	7	69.4	0:10.57	1:15.86 [3]	0:59.00 [8]	0:48.43 [8]	0:37.18 [8]	0:25.71 [4]	0:13.20 [3]	2.7L	0:37.18 -1
		Denicious Smith		1000m	1000m	(0:16.86)	(0:10.57)	(0:11.25)	(0:11.47)	(0:12.51)	(0:13.20)		
4	1	MEMPHIS SHADOW	5	68.3	0:10.66	1:16.10 [4]	0:59.83 [6]	0:49.17 [6]	0:37.88 [5]	0:25.83 [6]	0:13.28 [5]	4.08L	0:37.88 -4
		Ryan Wiggins		Overall	1000m	(0:16.27)	(0:10.66)	(0:11.29)	(0:12.05)	(0:12.55)	(0:13.28)		
5	2	DOLLSON	8	68.4	0:10.57	1:16.30 [5]	1:00.14 [4]	0:49.57 [4]	0:38.13 [4]	0:26.19 [3]	0:13.62 [4]	5.29L	0:38.13 -1
		Wanderson D'Avila		Overall	1000m	(0:16.16)	(0:10.57)	(0:11.44)	(0:11.94)	(0:12.57)	(0:13.62)		
6	5	SPILL THE TEARS	6	69.5	0:10.64	1:16.69 [6]	1:00.46 [5]	0:49.82 [5]	0:38.43 [6]	0:26.47 [5]	0:13.72 [7]	7.58L	0:38.43 +6
		Chris Meehan		1000m	1000m	(0:16.23)	(0:10.64)	(0:11.39)	(0:11.96)	(0:12.75)	(0:13.72)		
7	7	AMMAND	4	69.3	0:10.72	1:17.16 [7]	1:01.16 [2]	0:50.44 [3]	0:39.07 [3]	0:27.11 [2]	0:14.30 [6]	10.34L	0:39.07 -1
		Nathan Thomas		Overall	1000m	(0:16.00)	(0:10.72)	(0:11.37)	(0:11.96)	(0:12.81)	(0:14.30)		
8	3	BARMERA	3	70.3	0:10.79	1:17.56 [8]	1:01.68 [1]	0:50.89 [2]	0:39.51 [2]	0:27.18 [7]	0:14.07 [8]	12.69L	0:39.51 +1
		Rachel Shred		Overall	1000m	(0:15.88)	(0:10.79)	(0:11.38)	(0:12.33)	(0:13.11)	(0:14.07)		



Horse/Jockey Name	Grovers Prediction
Final Rank	1
Fastest Section Time (Section)	0:10.70 (1000m)
Top Speed [km/h] (Section)	68.3 (1000m)
Race State	Finished



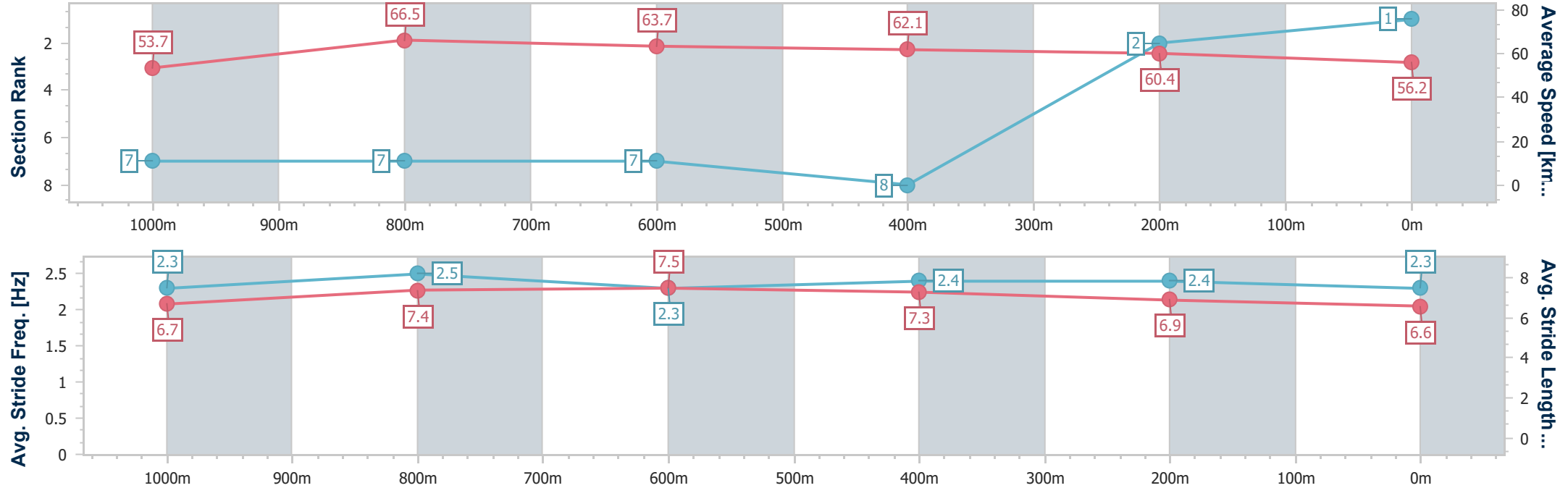
Ladbrokes Cannon ParkProfessional  
Race 5: Greenfield Energy BM65 Handicap - 1250m

15 May 2025 - 15:11

Track Rating: Soft 7, Weather: Fine, Rail Position: True Entire Circuit



Section	Overall	1000m	800m	600m	400m	200m							
Section Times	1:15.40 [1] (0:16.59)	0:58.81 [7] (0:10.70)	0:48.11 [7] (0:11.28)	0:36.83 [7] (0:11.83)	0:25.00 [8] (0:12.19)	0:12.81 [2] (0:12.81)							
Average Speed [km/h]	53.7	66.5	63.7	62.1	60.4	56.2							
Top Speed [km/h]	67.4	68.3	66.5	63.4	61.4	60.1							
Avg. Dist. to Rail [m]	3.3	2.0	2.4	2.8	7.1	6.7							
Avg. Stride Freq. [Hz]	2.3	2.5	2.3	2.4	2.4	2.3							
Avg. Stride Length [m]	6.7	7.4	7.5	7.3	6.9	6.6							







Horse/Jockey Name	Caldante
Final Rank	2
Fastest Section Time (Section)	0:10.58 (1000m)
Top Speed [km/h] (Section)	69.5 (Overall)
Race State	Finished



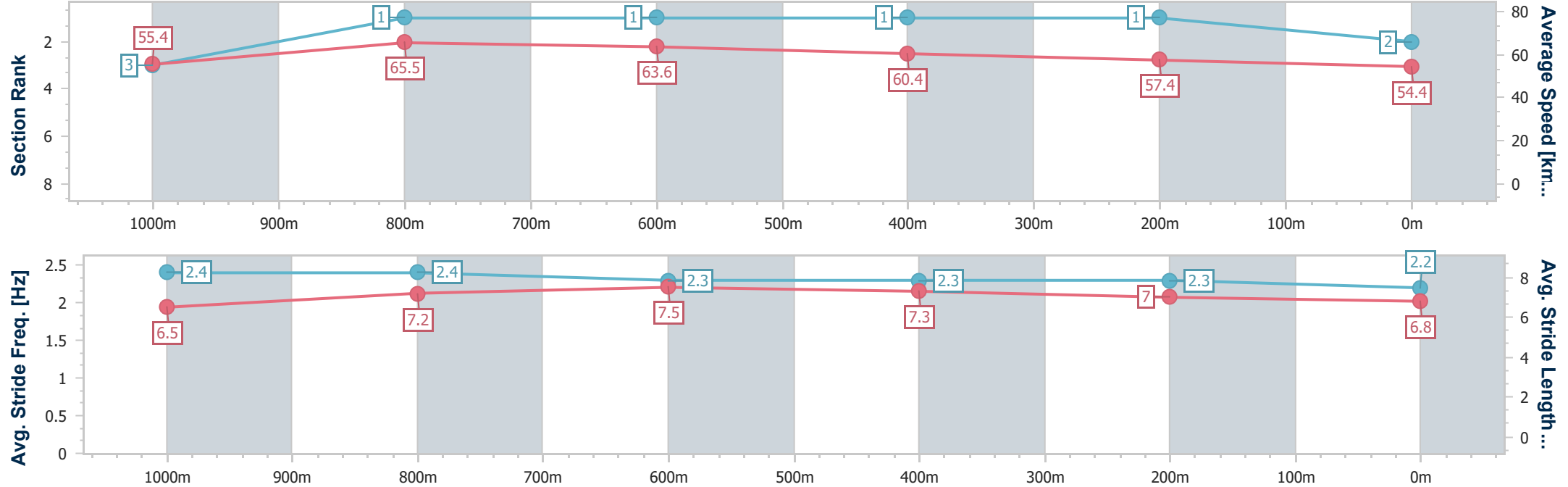
Ladbroke's Cannon Park Professional  
Race 5: Greenfield Energy BM65 Handicap - 1250m

15 May 2025 - 15:11

Track Rating: Soft 7, Weather: Fine, Rail Position: True Entire Circuit



Section	Overall	1000m	800m	600m	400m	200m							
Section Times	1:15.80 [2] (0:16.07)	0:59.73 [3] (0:10.58)	0:49.15 [1] (0:11.35)	0:37.80 [1] (0:11.88)	0:25.92 [1] (0:12.70)	0:13.22 [1] (0:13.22)							
Average Speed [km/h]	55.4	65.5	63.6	60.4	57.4	54.4							
Top Speed [km/h]	69.5	69.2	64.9	61.8	58.2	56.9							
Avg. Dist. to Rail [m]	2.6	4.8	2.9	2.3	4.9	5.3							
Avg. Stride Freq. [Hz]	2.4	2.4	2.3	2.3	2.3	2.2							
Avg. Stride Length [m]	6.5	7.2	7.5	7.3	7.0	6.8							





Horse/Jockey Name	Joe's Giggle
Final Rank	3
Fastest Section Time (Section)	0:10.57 (1000m)
Top Speed [km/h] (Section)	69.4 (1000m)
Race State	Finished



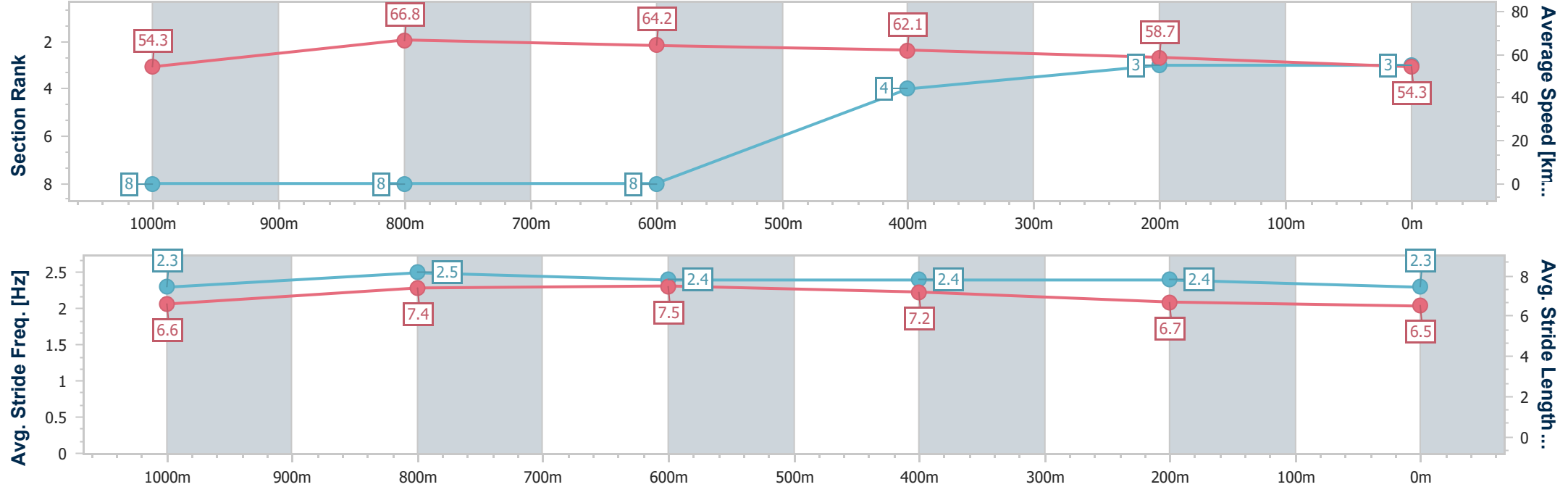
Ladbrokes Cannon ParkProfessional  
Race 5: Greenfield Energy BM65 Handicap - 1250m

15 May 2025 - 15:11

Track Rating: Soft 7, Weather: Fine, Rail Position: True Entire Circuit



Section	Overall	1000m	800m	600m	400m	200m								
Section Times	1:15.86 [3] (0:16.86)	0:59.00 [8] (0:10.57)	0:48.43 [8] (0:11.25)	0:37.18 [8] (0:11.47)	0:25.71 [4] (0:12.51)	0:13.20 [3] (0:13.20)								
Average Speed [km/h]	54.3	66.8	64.2	62.1	58.7	54.3								
Top Speed [km/h]	69.0	69.4	67.4	63.6	59.9	57.4								
Avg. Dist. to Rail [m]	9.0	2.5	3.4	2.5	7.9	9.1								
Avg. Stride Freq. [Hz]	2.3	2.5	2.4	2.4	2.4	2.3								
Avg. Stride Length [m]	6.6	7.4	7.5	7.2	6.7	6.5								





Horse/Jockey Name	Memphis Shadow
Final Rank	4
Fastest Section Time (Section)	0:10.66 (1000m)
Top Speed [km/h] (Section)	68.3 (Overall)
Race State	Finished

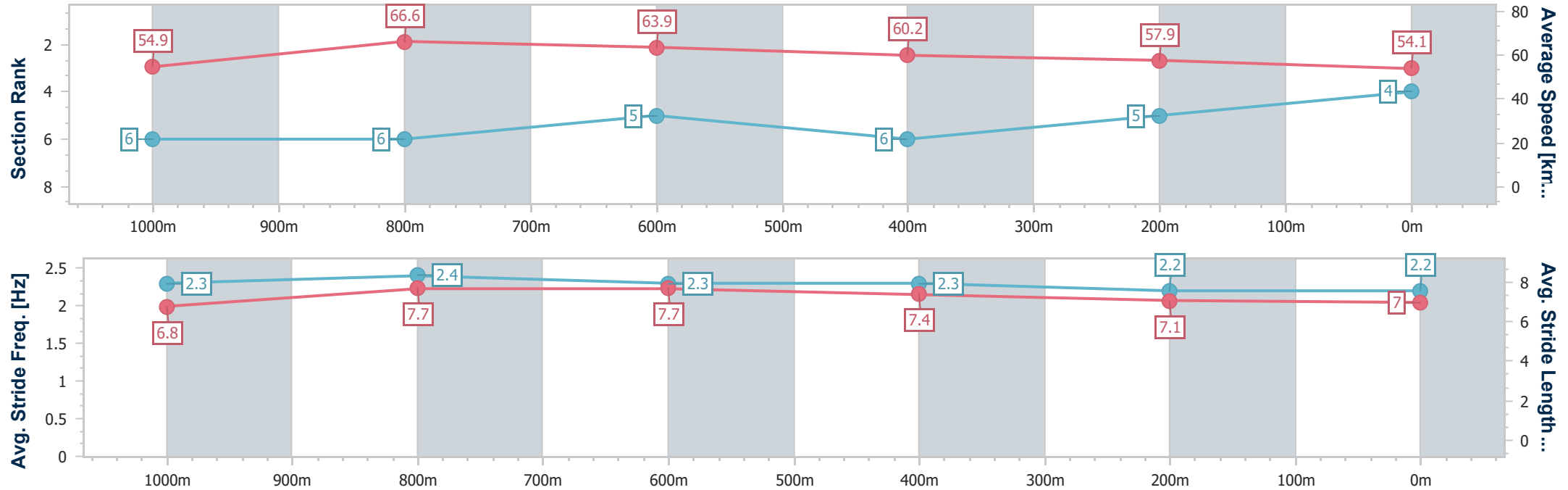


Ladbrokes Cannon ParkProfessional  
Race 5: Greenfield Energy BM65 Handicap - 1250m

15 May 2025 - 15:11  
Track Rating: Soft 7, Weather: Fine, Rail Position: True Entire Circuit



Section	Overall	1000m	800m	600m	400m	200m							
Section Times	1:16.10 [4] (0:16.27)	0:59.83 [6] (0:10.66)	0:49.17 [6] (0:11.29)	0:37.88 [5] (0:12.05)	0:25.83 [6] (0:12.55)	0:13.28 [5] (0:13.28)							
Average Speed [km/h]	54.9	66.6	63.9	60.2	57.9	54.1							
Top Speed [km/h]	68.3	68.2	66.0	63.7	58.9	56.8							
Avg. Dist. to Rail [m]	1.9	1.8	1.4	1.4	3.5	4.2							
Avg. Stride Freq. [Hz]	2.3	2.4	2.3	2.3	2.2	2.2							
Avg. Stride Length [m]	6.8	7.7	7.7	7.4	7.1	7.0							



[ ] Ranking at each section and finish  
-.-.- No data available at this section  
NA No data available



Horse/Jockey Name	Dollson
Final Rank	5
Fastest Section Time (Section)	0:10.57 (1000m)
Top Speed [km/h] (Section)	68.4 (Overall)
Race State	Finished

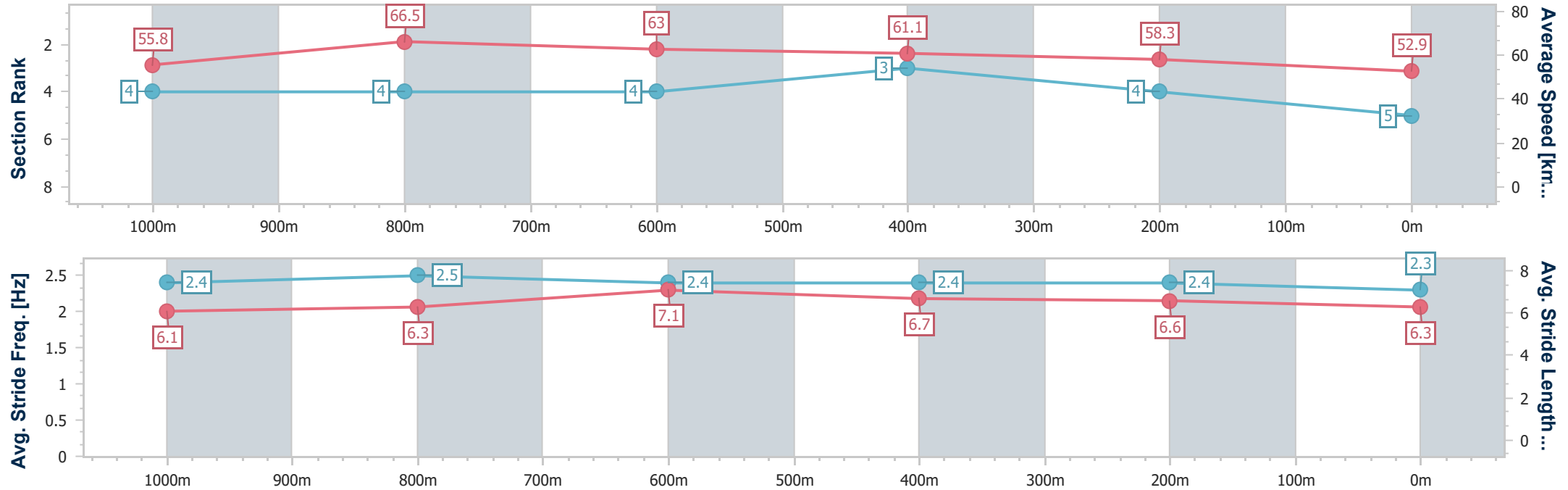


Ladbrokes Cannon ParkProfessional  
Race 5: Greenfield Energy BM65 Handicap - 1250m

15 May 2025 - 15:11  
Track Rating: Soft 7, Weather: Fine, Rail Position: True Entire Circuit



Section	Overall	1000m	800m	600m	400m	200m							
Section Times	1:16.30 [5] (0:16.16)	1:00.14 [4] (0:10.57)	0:49.57 [4] (0:11.44)	0:38.13 [4] (0:11.94)	0:26.19 [3] (0:12.57)	0:13.62 [4] (0:13.62)							
Average Speed [km/h]	55.8	66.5	63.0	61.1	58.3	52.9							
Top Speed [km/h]	68.4	67.9	65.0	62.4	59.5	56.6							
Avg. Dist. to Rail [m]	3.5	3.3	0.8	2.0	7.2	9.9							
Avg. Stride Freq. [Hz]	2.4	2.5	2.4	2.4	2.4	2.3							
Avg. Stride Length [m]	6.1	6.3	7.1	6.7	6.6	6.3							



[ ] Ranking at each section and finish  
-.-.- No data available at this section  
NA No data available



Horse/Jockey Name	Spill The Tears
Final Rank	6
Fastest Section Time (Section)	0:10.64 (1000m)
Top Speed [km/h] (Section)	69.5 (1000m)
Race State	Finished

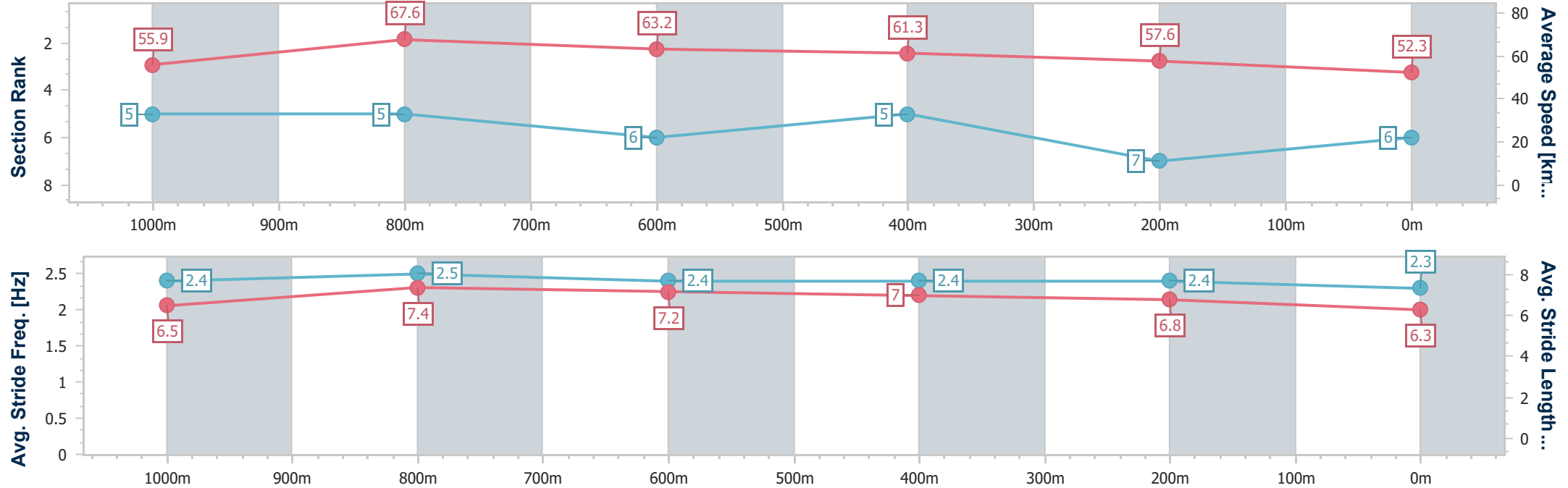


Ladbrokes Cannon ParkProfessional  
Race 5: Greenfield Energy BM65 Handicap - 1250m

15 May 2025 - 15:11  
Track Rating: Soft 7, Weather: Fine, Rail Position: True Entire Circuit



Section	Overall	1000m	800m	600m	400m	200m							
Section Times	1:16.69 [6] (0:16.23)	1:00.46 [5] (0:10.64)	0:49.82 [5] (0:11.39)	0:38.43 [6] (0:11.96)	0:26.47 [5] (0:12.75)	0:13.72 [7] (0:13.72)							
Average Speed [km/h]	55.9	67.6	63.2	61.3	57.6	52.3							
Top Speed [km/h]	69.0	69.5	64.9	62.8	59.4	56.1							
Avg. Dist. to Rail [m]	4.1	0.8	2.3	2.8	5.9	6.5							
Avg. Stride Freq. [Hz]	2.4	2.5	2.4	2.4	2.4	2.3							
Avg. Stride Length [m]	6.5	7.4	7.2	7.0	6.8	6.3							





Horse/Jockey Name	Ammand
Final Rank	7
Fastest Section Time (Section)	0:10.72 (1000m)
Top Speed [km/h] (Section)	69.3 (Overall)
Race State	Finished

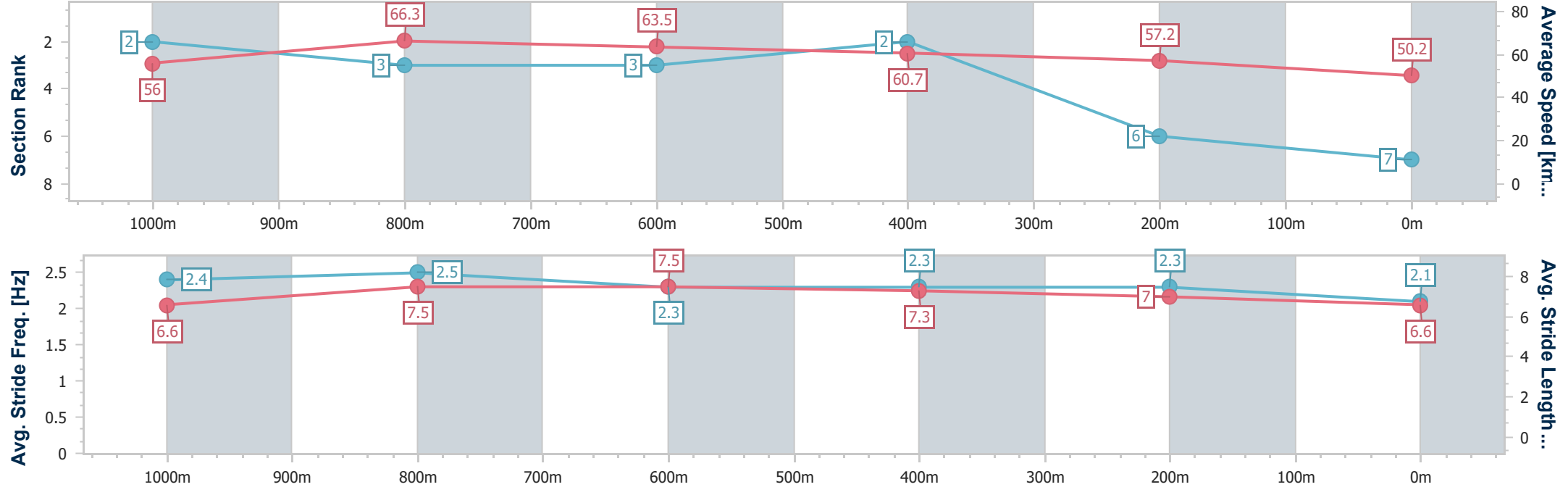


Ladbroke's Cannon Park Professional  
Race 5: Greenfield Energy BM65 Handicap - 1250m

15 May 2025 - 15:11  
Track Rating: Soft 7, Weather: Fine, Rail Position: True Entire Circuit



Section	Overall	1000m	800m	600m	400m	200m							
Section Times	1:17.16 [7] (0:16.00)	1:01.16 [2] (0:10.72)	0:50.44 [3] (0:11.37)	0:39.07 [3] (0:11.96)	0:27.11 [2] (0:12.81)	0:14.30 [6] (0:14.30)							
Average Speed [km/h]	56.0	66.3	63.5	60.7	57.2	50.2							
Top Speed [km/h]	69.3	68.8	65.2	61.7	60.1	54.6							
Avg. Dist. to Rail [m]	1.3	1.5	1.3	1.4	5.3	5.0							
Avg. Stride Freq. [Hz]	2.4	2.5	2.3	2.3	2.3	2.1							
Avg. Stride Length [m]	6.6	7.5	7.5	7.3	7.0	6.6							





Horse/Jockey Name	Barmera
Final Rank	8
Fastest Section Time (Section)	0:10.79 (1000m)
Top Speed [km/h] (Section)	70.3 (Overall)
Race State	Finished

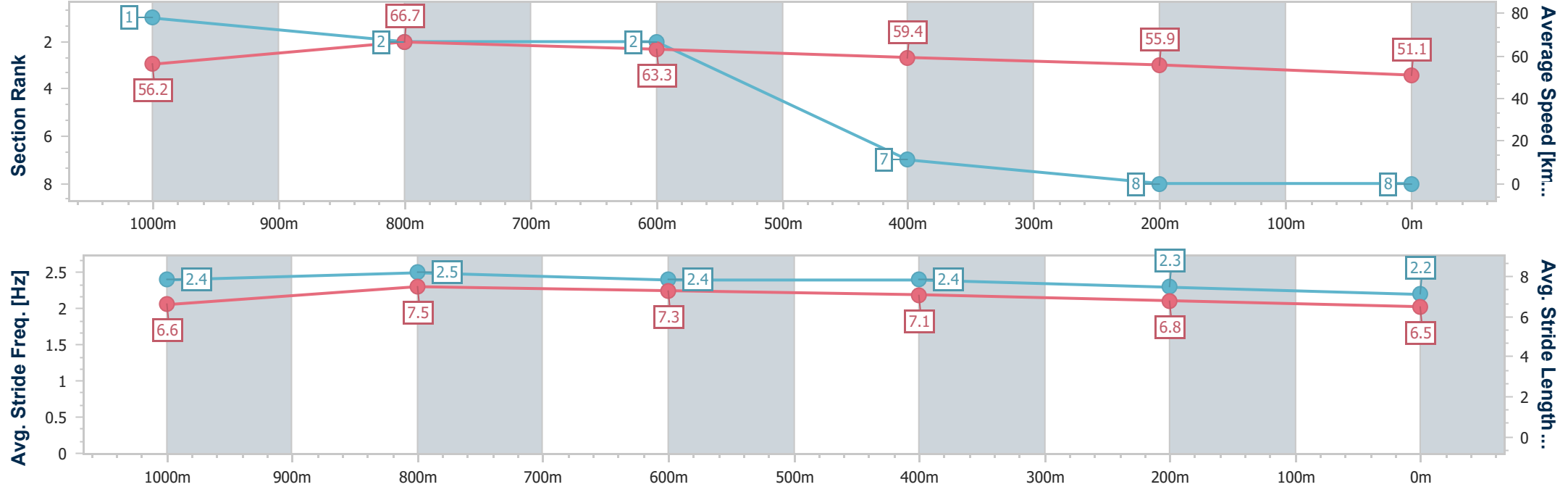


Ladbrokes Cannon ParkProfessional  
Race 5: Greenfield Energy BM65 Handicap - 1250m

15 May 2025 - 15:11  
Track Rating: Soft 7, Weather: Fine, Rail Position: True Entire Circuit



Section	Overall	1000m	800m	600m	400m	200m							
Section Times	1:17.56 [8] (0:15.88)	1:01.68 [1] (0:10.79)	0:50.89 [2] (0:11.38)	0:39.51 [2] (0:12.33)	0:27.18 [7] (0:13.11)	0:14.07 [8] (0:14.07)							
Average Speed [km/h]	56.2	66.7	63.3	59.4	55.9	51.1							
Top Speed [km/h]	70.3	69.8	64.6	62.3	57.5	53.1							
Avg. Dist. to Rail [m]	3.0	2.3	2.4	2.6	4.7	4.3							
Avg. Stride Freq. [Hz]	2.4	2.5	2.4	2.4	2.3	2.2							
Avg. Stride Length [m]	6.6	7.5	7.3	7.1	6.8	6.5							





Ladbroke's Cannon Park Professional  
Race 6: FGF Bitumen Maiden Handicap - 950m  
15 May 2025 - 15:46



Track Rating: Soft 7, Weather: Fine, Rail Position: True Entire Circuit

Section							Overall	800m	600m	400m	200m				Last 600m			
Field Times							0:56.83 (0:10.63)	0:46.20 (0:10.58)	0:35.62 (0:11.24)	0:24.38 (0:11.92)	0:12.46 (0:12.46)				0:35.62			
Rank	TAB	Horse/Jockey	Barrier	Top Speed [km/h]	Fastest Section										Margin			Distance Travelled [m]
1	7	THE KAMIKAZE	5	70.7	0:10.45	0:56.83 [1]	0:45.91 [6]	0:35.46 [2]	0:24.26 [2]	0:12.46 [1]	0:56.83			0:35.46				
		Jason Taylor		800m	800m	(0:10.92)	(0:10.45)	(0:11.20)	(0:11.80)	(0:12.46)								
2	5	EXTREMELY FRILLY	8	68.6	0:10.72	0:57.31 [2]	0:46.51 [4]	0:35.79 [4]	0:24.31 [5]	0:12.40 [5]	2.8L			0:35.79	+8			
		Aidan Holt		800m	800m	(0:10.80)	(0:10.72)	(0:11.48)	(0:11.91)	(0:12.40)								
3	10	ARTURETTA	4	69.0	0:10.65	0:57.55 [3]	0:46.90 [2]	0:36.15 [3]	0:24.77 [3]	0:12.80 [3]	4.18L			0:36.15	+4			
		Wanderson D'Avila		Overall	Overall	(0:10.65)	(0:10.75)	(0:11.38)	(0:11.97)	(0:12.80)								
4	9	POINT TWO	1	69.4	0:10.58	0:57.56 [4]	0:46.93 [1]	0:36.35 [1]	0:25.11 [1]	0:12.95 [2]	4.26L			0:36.35	-2			
		Nathan Thomas		800m	800m	(0:10.63)	(0:10.58)	(0:11.24)	(0:12.16)	(0:12.95)								
5	1	SWATOW	6	68.0	0:10.72	0:57.74 [5]	0:46.91 [5]	0:36.19 [6]	0:24.89 [4]	0:12.96 [4]	5.33L			0:36.19	+3			
		Sean Cormack		800m	800m	(0:10.83)	(0:10.72)	(0:11.30)	(0:11.93)	(0:12.96)								
6	4	YOUNG EXPRESS	7	72.1	0:10.52	0:57.76 [6]	0:46.35 [8]	0:35.83 [7]	0:24.61 [7]	0:12.38 [7]	5.47L			0:35.83	+2			
		Chris Meehan		800m	800m	(0:11.41)	(0:10.52)	(0:11.22)	(0:12.23)	(0:12.38)								
7	2	WAR COUNCIL	2	67.5	0:10.77	0:57.80 [7]	0:47.02 [3]	0:36.25 [5]	0:24.80 [6]	0:12.74 [6]	5.68L			0:36.25	+1			
		Ryan Wiggins		800m	800m	(0:10.78)	(0:10.77)	(0:11.45)	(0:12.06)	(0:12.74)								
8	3	WICKED RED SOCKS	3	65.4	0:11.20	1:00.05 [8]	0:48.85 [7]	0:37.59 [8]	0:25.76 [8]	0:13.21 [8]	18.92L			0:37.59	+1			
		Gabrielle Semmens		Overall	Overall	(0:11.20)	(0:11.26)	(0:11.83)	(0:12.55)	(0:13.21)								

Scratched: Padam Padam (#6), Kobie's Luck (#8)





Horse/Jockey Name	The Kamikaze
Final Rank	1
Fastest Section Time (Section)	0:10.45 (800m)
Top Speed [km/h] (Section)	70.7 (800m)
Race State	Finished



Ladbrokes Cannon ParkProfessional

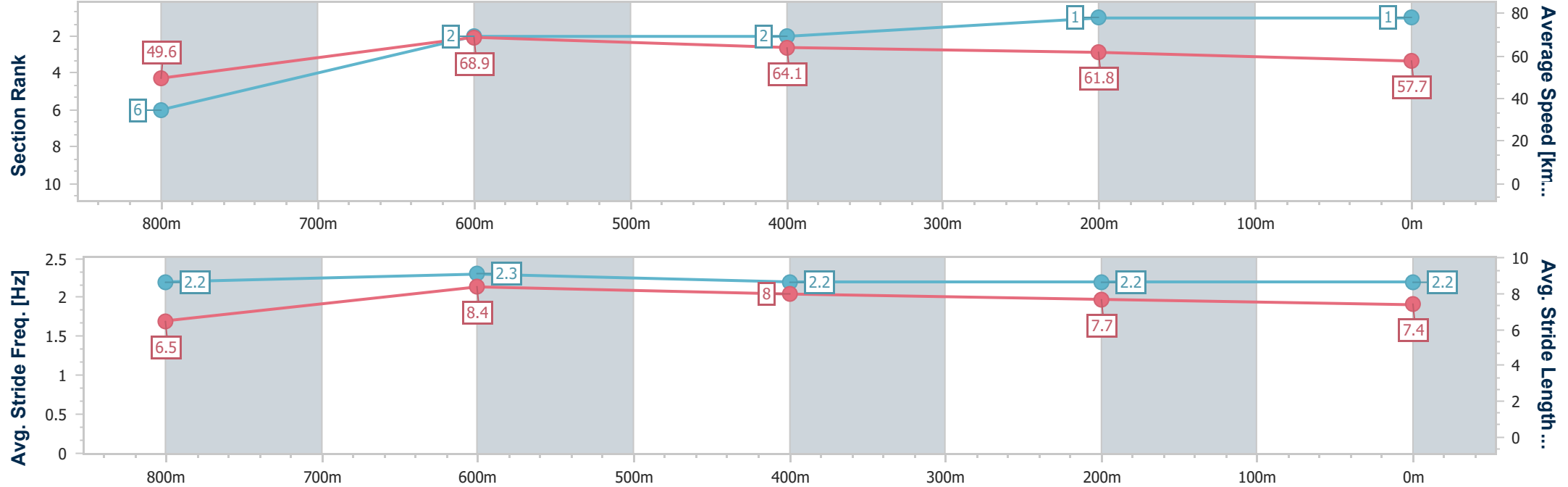
Race 6: FGF Bitumen Maiden Handicap - 950m

15 May 2025 - 15:46

Track Rating: Soft 7, Weather: Fine, Rail Position: True Entire Circuit



Section	Overall	800m	600m	400m	200m														
Section Times	0:56.83 [1] (0:10.92)	0:45.91 [6] (0:10.45)	0:35.46 [2] (0:11.20)	0:24.26 [2] (0:11.80)	0:12.46 [1] (0:12.46)														
Average Speed [km/h]	49.6	68.9	64.1	61.8	57.7														
Top Speed [km/h]	69.7	70.7	67.2	63.1	60.4														
Avg. Dist. to Rail [m]	4.0	0.8	0.9	5.2	5.6														
Avg. Stride Freq. [Hz]	2.2	2.3	2.2	2.2	2.2														
Avg. Stride Length [m]	6.5	8.4	8.0	7.7	7.4														





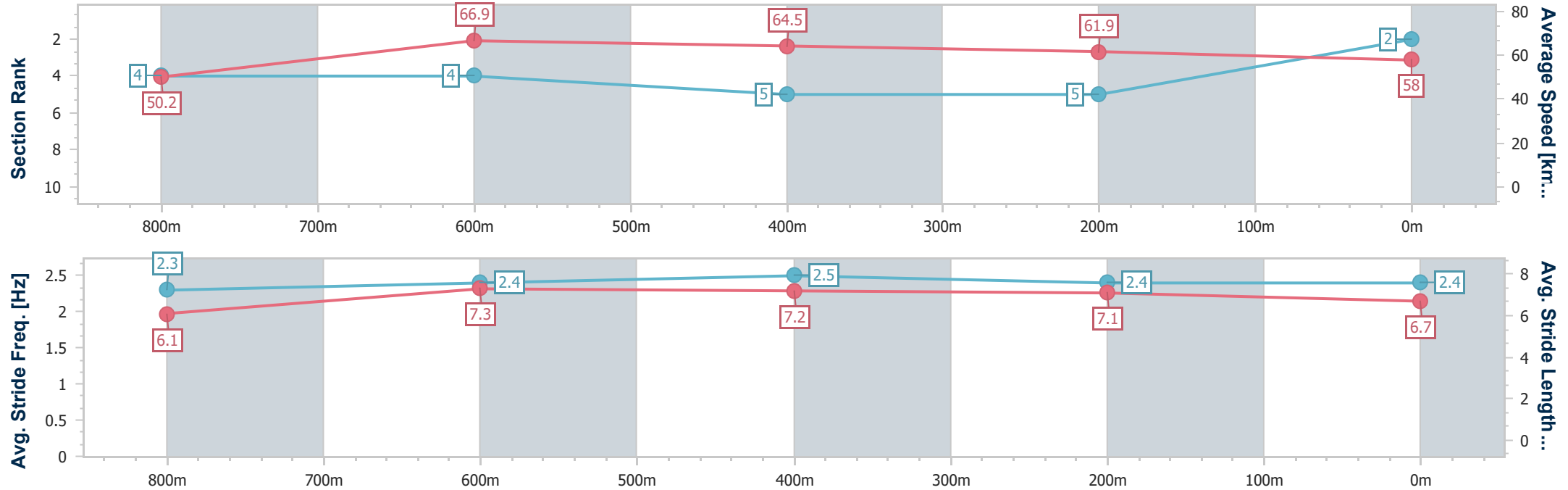
Horse/Jockey Name	Extremely Frilly
Final Rank	2
Fastest Section Time (Section)	0:10.72 (800m)
Top Speed [km/h] (Section)	68.6 (800m)
Race State	Finished



Ladbrokes Cannon ParkProfessional  
Race 6: FGF Bitumen Maiden Handicap - 950m  
15 May 2025 - 15:46  
Track Rating: Soft 7, Weather: Fine, Rail Position: True Entire Circuit



Section	Overall	800m	600m	400m	200m										
Section Times	0:57.31 [2] (0:10.80)	0:46.51 [4] (0:10.72)	0:35.79 [4] (0:11.48)	0:24.31 [5] (0:11.91)	0:12.40 [5] (0:12.40)										
Average Speed [km/h]	50.2	66.9	64.5	61.9	58.0										
Top Speed [km/h]	67.9	68.6	67.7	62.4	60.1										
Avg. Dist. to Rail [m]	9.8	4.3	4.1	7.2	7.6										
Avg. Stride Freq. [Hz]	2.3	2.4	2.5	2.4	2.4										
Avg. Stride Length [m]	6.1	7.3	7.2	7.1	6.7										





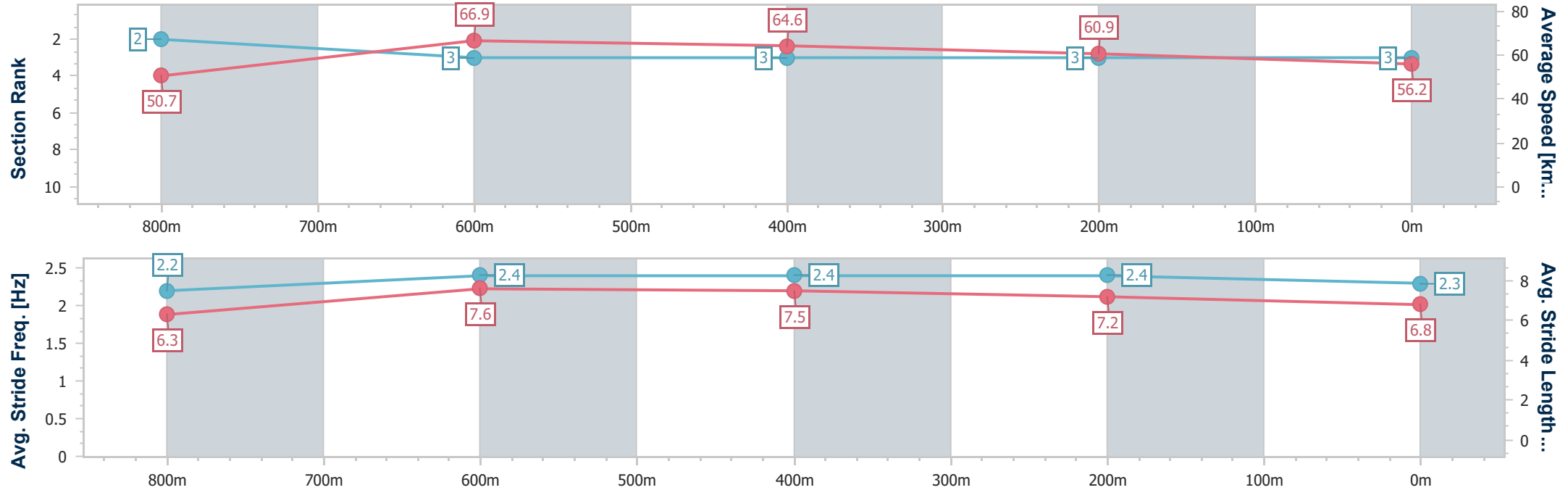
Horse/Jockey Name	Arturetta
Final Rank	3
Fastest Section Time (Section)	0:10.65 (Overall)
Top Speed [km/h] (Section)	69.0 (Overall)
Race State	Finished



Ladbrokes Cannon ParkProfessional  
Race 6: FGF Bitumen Maiden Handicap - 950m  
15 May 2025 - 15:46  
Track Rating: Soft 7, Weather: Fine, Rail Position: True Entire Circuit



Section	Overall	800m	600m	400m	200m										
Section Times	0:57.55 [3] (0:10.65)	0:46.90 [2] (0:10.75)	0:36.15 [3] (0:11.38)	0:24.77 [3] (0:11.97)	0:12.80 [3] (0:12.80)										
Average Speed [km/h]	50.7	66.9	64.6	60.9	56.2										
Top Speed [km/h]	69.0	68.5	66.5	62.6	59.1										
Avg. Dist. to Rail [m]	7.8	2.0	2.3	6.8	8.2										
Avg. Stride Freq. [Hz]	2.2	2.4	2.4	2.4	2.3										
Avg. Stride Length [m]	6.3	7.6	7.5	7.2	6.8										





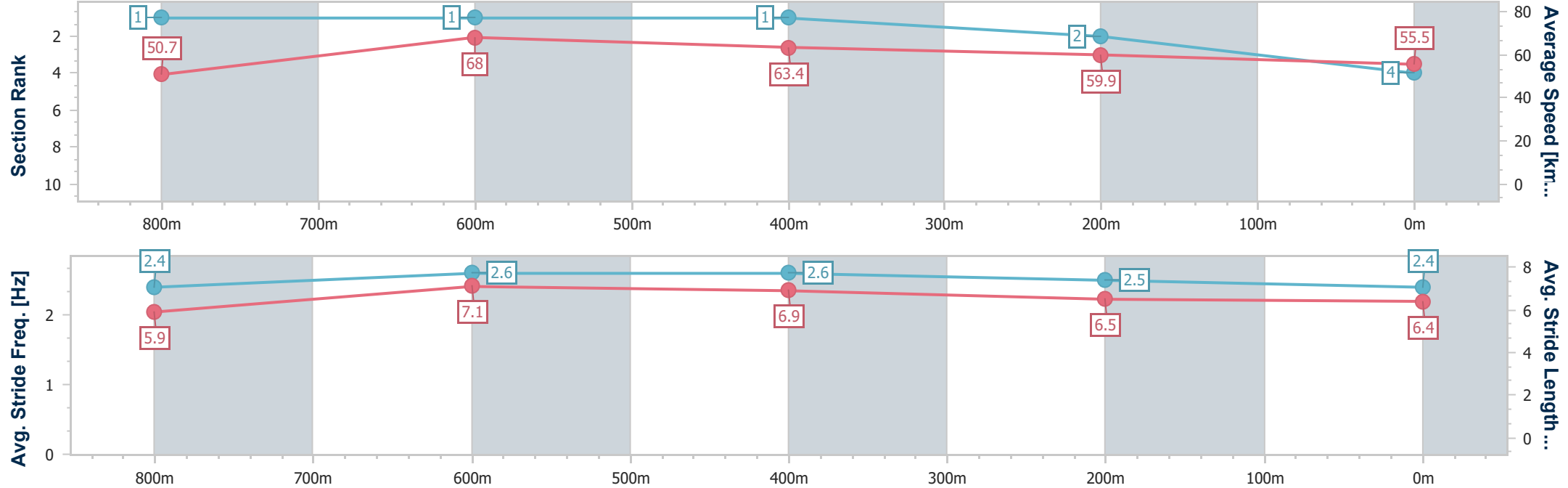
Horse/Jockey Name	Point Two
Final Rank	4
Fastest Section Time (Section)	0:10.58 (800m)
Top Speed [km/h] (Section)	69.4 (800m)
Race State	Finished



Ladbroke's Cannon Park Professional  
Race 6: FGF Bitumen Maiden Handicap - 950m  
15 May 2025 - 15:46  
Track Rating: Soft 7, Weather: Fine, Rail Position: True Entire Circuit



Section	Overall	800m	600m	400m	200m										
Section Times	0:57.56 [4] (0:10.63)	0:46.93 [1] (0:10.58)	0:36.35 [1] (0:11.24)	0:25.11 [1] (0:12.16)	0:12.95 [2] (0:12.95)										
Average Speed [km/h]	50.7	68.0	63.4	59.9	55.5										
Top Speed [km/h]	69.4	69.4	65.7	60.8	59.0										
Avg. Dist. to Rail [m]	2.3	3.2	1.6	4.4	3.6										
Avg. Stride Freq. [Hz]	2.4	2.6	2.6	2.5	2.4										
Avg. Stride Length [m]	5.9	7.1	6.9	6.5	6.4										





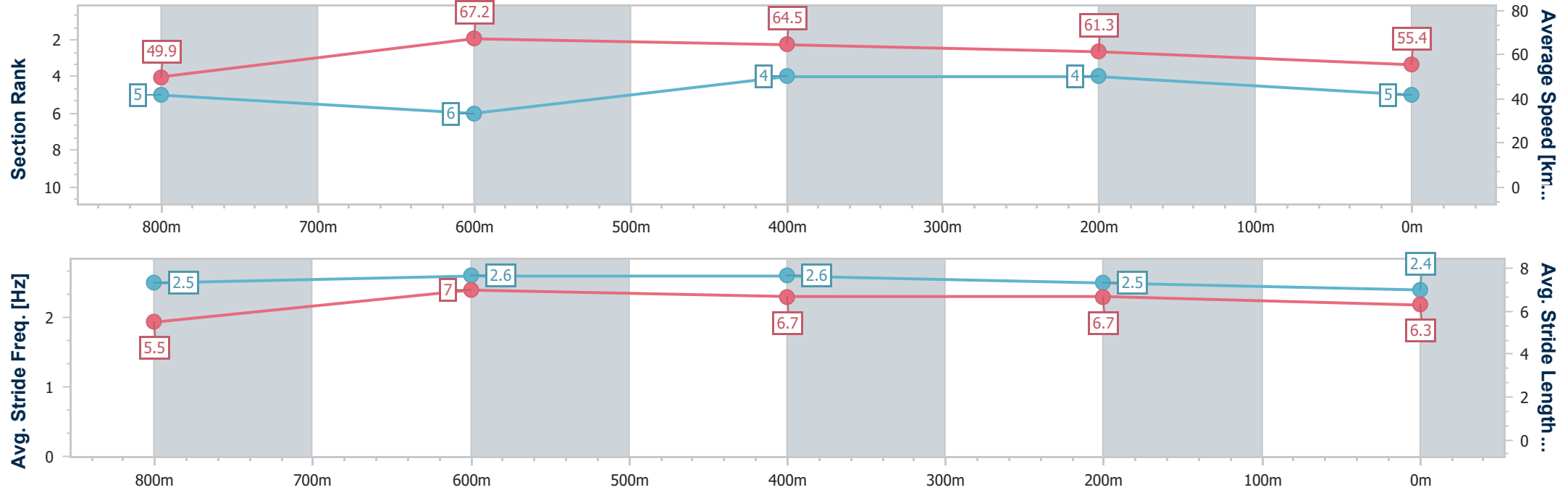
Horse/Jockey Name	Swatow
Final Rank	5
Fastest Section Time (Section)	0:10.72 (800m)
Top Speed [km/h] (Section)	68.0 (800m)
Race State	Finished



Ladbrokes Cannon ParkProfessional  
Race 6: FGF Bitumen Maiden Handicap - 950m  
15 May 2025 - 15:46  
Track Rating: Soft 7, Weather: Fine, Rail Position: True Entire Circuit



Section	Overall	800m	600m	400m	200m														
Section Times	0:57.74 [5] (0:10.83)	0:46.91 [5] (0:10.72)	0:36.19 [6] (0:11.30)	0:24.89 [4] (0:11.93)	0:12.96 [4] (0:12.96)														
Average Speed [km/h]	49.9	67.2	64.5	61.3	55.4														
Top Speed [km/h]	66.7	68.0	67.9	63.4	58.1														
Avg. Dist. to Rail [m]	7.8	4.4	2.8	7.1	9.2														
Avg. Stride Freq. [Hz]	2.5	2.6	2.6	2.5	2.4														
Avg. Stride Length [m]	5.5	7.0	6.7	6.7	6.3														





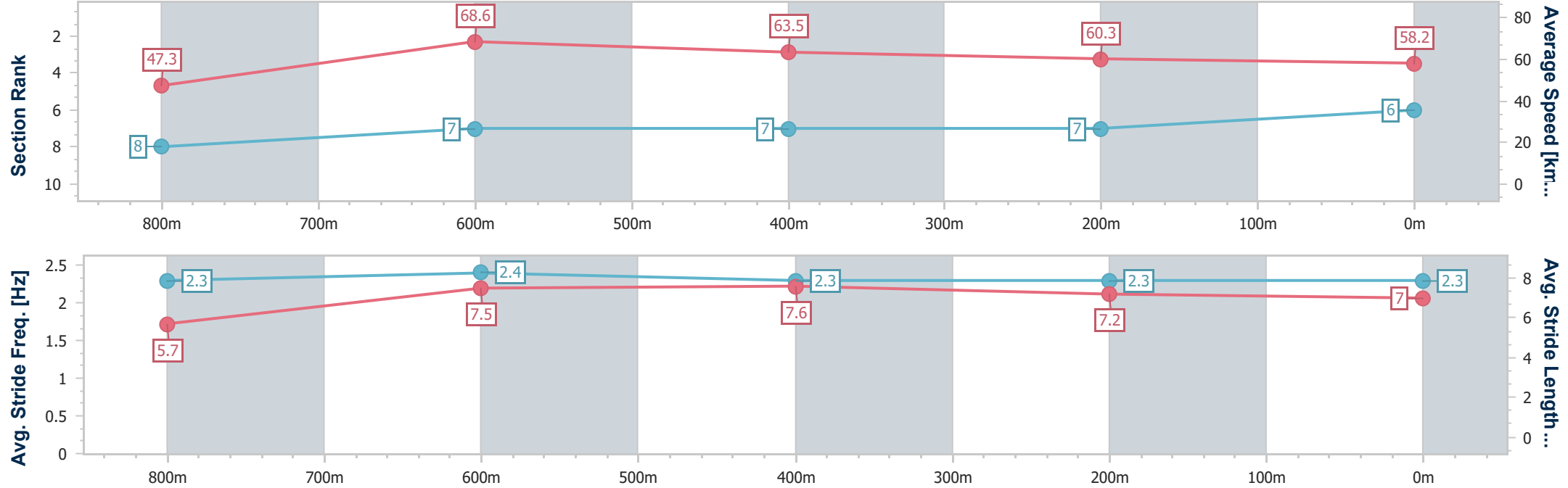
Horse/Jockey Name	Young Express
Final Rank	6
Fastest Section Time (Section)	0:10.52 (800m)
Top Speed [km/h] (Section)	72.1 (800m)
Race State	Finished



Ladbrokes Cannon ParkProfessional  
Race 6: FGF Bitumen Maiden Handicap - 950m  
15 May 2025 - 15:46  
Track Rating: Soft 7, Weather: Fine, Rail Position: True Entire Circuit



Section	Overall	800m	600m	400m	200m														
Section Times	0:57.76 [6] (0:11.41)	0:46.35 [8] (0:10.52)	0:35.83 [7] (0:11.22)	0:24.61 [7] (0:12.23)	0:12.38 [7] (0:12.38)														
Average Speed [km/h]	47.3	68.6	63.5	60.3	58.2														
Top Speed [km/h]	66.8	72.1	68.1	62.6	59.9														
Avg. Dist. to Rail [m]	7.8	2.9	2.1	9.6	13.7														
Avg. Stride Freq. [Hz]	2.3	2.4	2.3	2.3	2.3														
Avg. Stride Length [m]	5.7	7.5	7.6	7.2	7.0														



[ ] Ranking at each section and finish  
-.-.- No data available at this section  
NA No data available



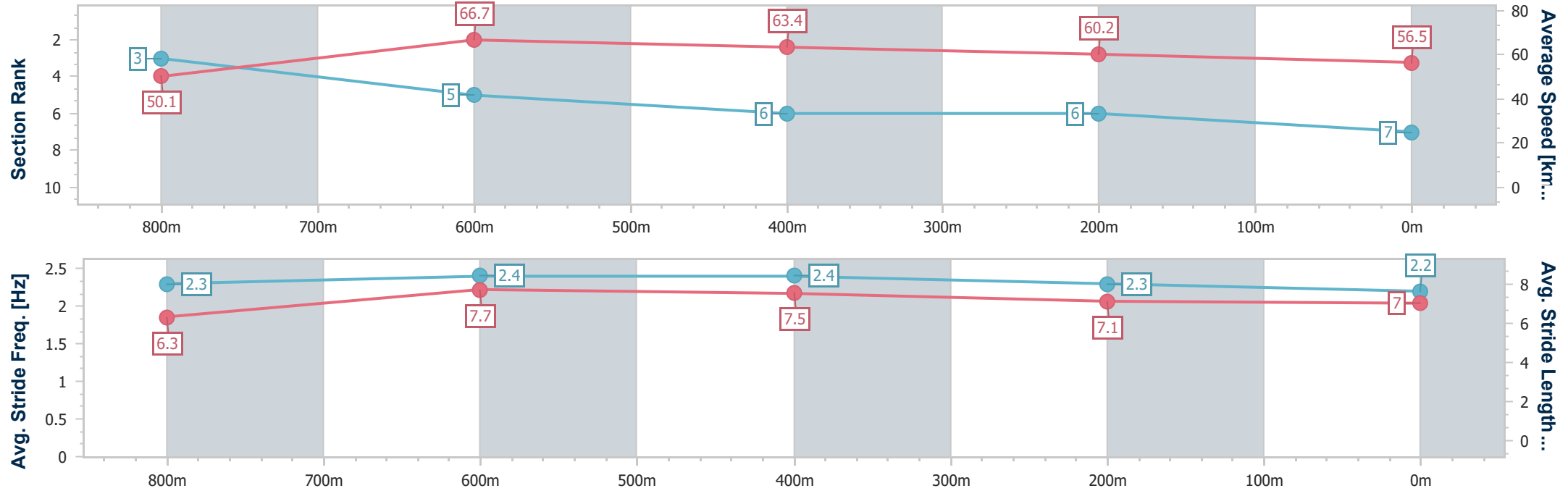
Horse/Jockey Name	War Council
Final Rank	7
Fastest Section Time (Section)	0:10.77 (800m)
Top Speed [km/h] (Section)	67.5 (800m)
Race State	Finished



Ladbrokes Cannon ParkProfessional  
Race 6: FGF Bitumen Maiden Handicap - 950m  
15 May 2025 - 15:46  
Track Rating: Soft 7, Weather: Fine, Rail Position: True Entire Circuit



Section	Overall	800m	600m	400m	200m										
Section Times	0:57.80 [7] (0:10.78)	0:47.02 [3] (0:10.77)	0:36.25 [5] (0:11.45)	0:24.80 [6] (0:12.06)	0:12.74 [6] (0:12.74)										
Average Speed [km/h]	50.1	66.7	63.4	60.2	56.5										
Top Speed [km/h]	65.6	67.5	66.6	61.3	60.1										
Avg. Dist. to Rail [m]	5.1	1.8	1.4	3.7	4.5										
Avg. Stride Freq. [Hz]	2.3	2.4	2.4	2.3	2.2										
Avg. Stride Length [m]	6.3	7.7	7.5	7.1	7.0										



[ ] Ranking at each section and finish  
-.-.- No data available at this section  
NA No data available



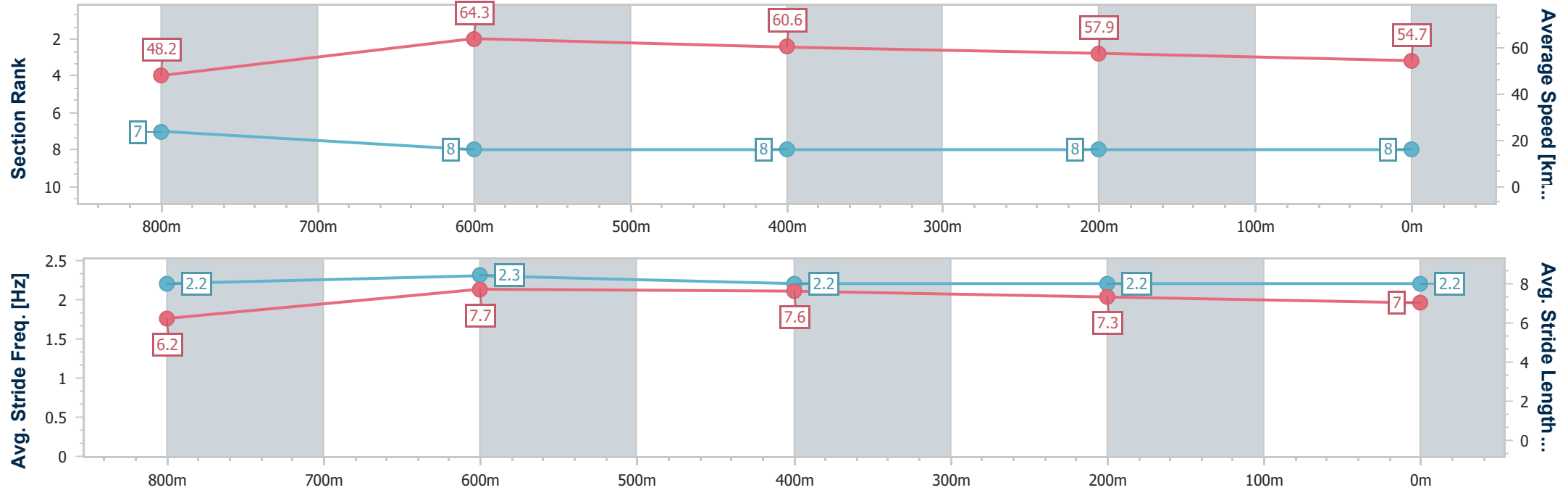
Horse/Jockey Name	Wicked Red Socks
Final Rank	8
Fastest Section Time (Section)	0:11.20 (Overall)
Top Speed [km/h] (Section)	65.4 (Overall)
Race State	Finished



Ladbrokes Cannon ParkProfessional  
Race 6: FGF Bitumen Maiden Handicap - 950m  
15 May 2025 - 15:46  
Track Rating: Soft 7, Weather: Fine, Rail Position: True Entire Circuit



Section	Overall	800m	600m	400m	200m										
Section Times	1:00.05 [8] (0:11.20)	0:48.85 [7] (0:11.26)	0:37.59 [8] (0:11.83)	0:25.76 [8] (0:12.55)	0:13.21 [8] (0:13.21)										
Average Speed [km/h]	48.2	64.3	60.6	57.9	54.7										
Top Speed [km/h]	65.4	65.2	63.3	58.7	56.3										
Avg. Dist. to Rail [m]	2.9	0.7	0.7	5.3	5.6										
Avg. Stride Freq. [Hz]	2.2	2.3	2.2	2.2	2.2										
Avg. Stride Length [m]	6.2	7.7	7.6	7.3	7.0										







Ladbroke's Cannon Park Professional  
Race 7: Ladbroke's Blackbook OPEN Handicap - 950m  
15 May 2025 - 16:25



Track Rating: Soft 7, Weather: Fine, Rail Position: True Entire Circuit

Section						Overall	800m	600m	400m	200m	Last 600m	
Field Times						0:55.60 (0:10.12)	0:45.48 (0:10.29)	0:35.19 (0:11.23)	0:23.96 (0:11.71)	0:12.25 (0:12.25)	0:35.19	
Rank	TAB	Horse/Jockey	Barrier	Top Speed [km/h]	Fastest Section						Margin	Distance Travelled [m]
1	1	SPEED LEGEND	4	69.7	0:10.48	0:55.60 [1]	0:44.76 [6]	0:34.28 [6]	0:23.30 [6]	0:11.98 [5]	0:55.60	0:34.28
		Ryan Wiggins		800m	800m	(0:10.84)	(0:10.48)	(0:10.98)	(0:11.32)	(0:11.98)		
2	7	VALENKI	5	70.2	0:10.48	0:55.65 [2]	0:44.34 [7]	0:33.86 [7]	0:23.20 [7]	0:11.89 [7]	0.28L	0:33.86 +0
		Jackson Murphy		800m	800m	(0:11.31)	(0:10.48)	(0:10.66)	(0:11.31)	(0:11.89)		
3	6	LOUD NOISE	6	69.4	0:10.39	0:55.67 [3]	0:45.28 [2]	0:34.86 [2]	0:23.80 [2]	0:12.32 [1]	0.42L	0:34.86 +0
		Chris Meehan		800m	Overall	(0:10.39)	(0:10.42)	(0:11.06)	(0:11.48)	(0:12.32)		
4	2	MISSILE THUNDER	1	69.1	0:10.56	0:55.76 [4]	0:45.11 [4]	0:34.55 [4]	0:23.57 [5]	0:12.19 [4]	0.92L	0:34.55 +1
		Sean Cormack		800m	800m	(0:10.65)	(0:10.56)	(0:10.98)	(0:11.38)	(0:12.19)		
5	5	RISING	2	68.8	0:10.54	0:56.23 [5]	0:45.69 [3]	0:35.14 [3]	0:24.25 [3]	0:12.67 [3]	3.73L	0:35.14 +0
		Tyler Leslight		800m	Overall	(0:10.54)	(0:10.55)	(0:10.89)	(0:11.58)	(0:12.67)		
6	4	ALI'S JAB	7	70.9	0:10.12	0:56.57 [6]	0:46.45 [1]	0:36.16 [1]	0:24.93 [1]	0:13.07 [2]	5.7L	0:36.16 +2
		Gabrielle Semmens		800m	Overall	(0:10.12)	(0:10.29)	(0:11.23)	(0:11.86)	(0:13.07)		
7	3	YOUR TOO GOOD	3	70.2	0:10.55	0:56.71 [7]	0:46.01 [5]	0:35.46 [5]	0:24.57 [4]	0:12.96 [6]	6.51L	0:35.46 +0
		Nathan Thomas		800m	800m	(0:10.70)	(0:10.55)	(0:10.89)	(0:11.61)	(0:12.96)		

Scratched: Caressing Rupert (#8)



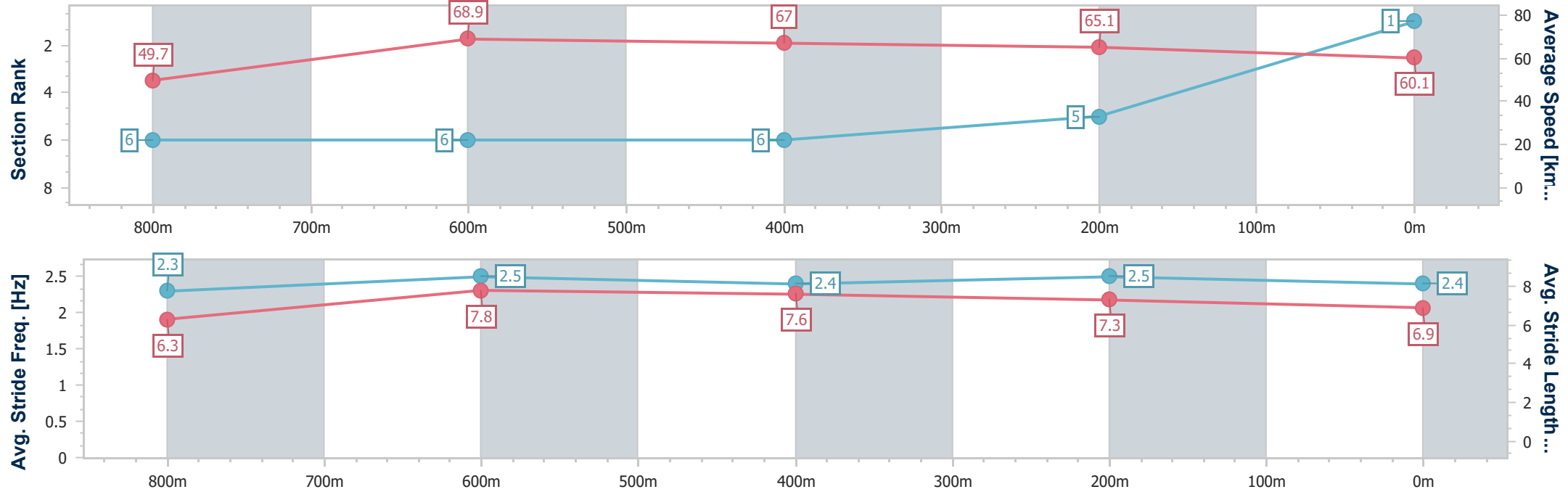
Horse/Jockey Name	Speed Legend
Final Rank	1
Fastest Section Time (Section)	0:10.48 (800m)
Top Speed [km/h] (Section)	69.7 (800m)
Race State	Finished



Ladbrokes Cannon ParkProfessional  
Race 7: Ladbrokes Blackbook OPEN Handicap - 950m  
15 May 2025 - 16:25  
Track Rating: Soft 7, Weather: Fine, Rail Position: True Entire Circuit



Section	Overall	800m	600m	400m	200m										
Section Times	0:55.60 [1] (0:10.84)	0:44.76 [6] (0:10.48)	0:34.28 [6] (0:10.98)	0:23.30 [6] (0:11.32)	0:11.98 [5] (0:11.98)										
Average Speed [km/h]	49.7	68.9	67.0	65.1	60.1										
Top Speed [km/h]	67.3	69.7	69.4	66.8	62.6										
Avg. Dist. to Rail [m]	5.1	2.8	4.1	7.0	7.6										
Avg. Stride Freq. [Hz]	2.3	2.5	2.4	2.5	2.4										
Avg. Stride Length [m]	6.3	7.8	7.6	7.3	6.9										



[ ] Ranking at each section and finish  
-.-.- No data available at this section  
NA No data available



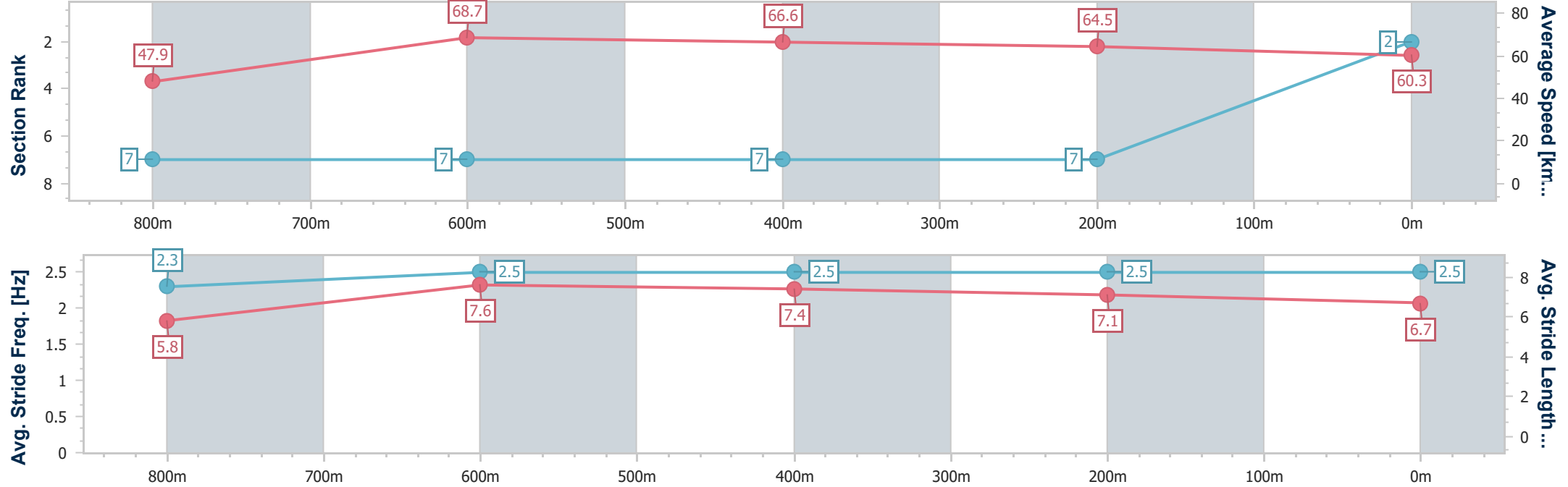
Horse/Jockey Name	Valenki
Final Rank	2
Fastest Section Time (Section)	0:10.48 (800m)
Top Speed [km/h] (Section)	70.2 (800m)
Race State	Finished



Ladbrokes Cannon ParkProfessional  
Race 7: Ladbrokes Blackbook OPEN Handicap - 950m  
15 May 2025 - 16:25  
Track Rating: Soft 7, Weather: Fine, Rail Position: True Entire Circuit



Section	Overall	800m	600m	400m	200m										
Section Times	0:55.65 [2] (0:11.31)	0:44.34 [7] (0:10.48)	0:33.86 [7] (0:10.66)	0:23.20 [7] (0:11.31)	0:11.89 [7] (0:11.89)										
Average Speed [km/h]	47.9	68.7	66.6	64.5	60.3										
Top Speed [km/h]	68.3	70.2	69.2	65.0	62.4										
Avg. Dist. to Rail [m]	2.9	2.4	2.2	5.7	6.8										
Avg. Stride Freq. [Hz]	2.3	2.5	2.5	2.5	2.5										
Avg. Stride Length [m]	5.8	7.6	7.4	7.1	6.7										





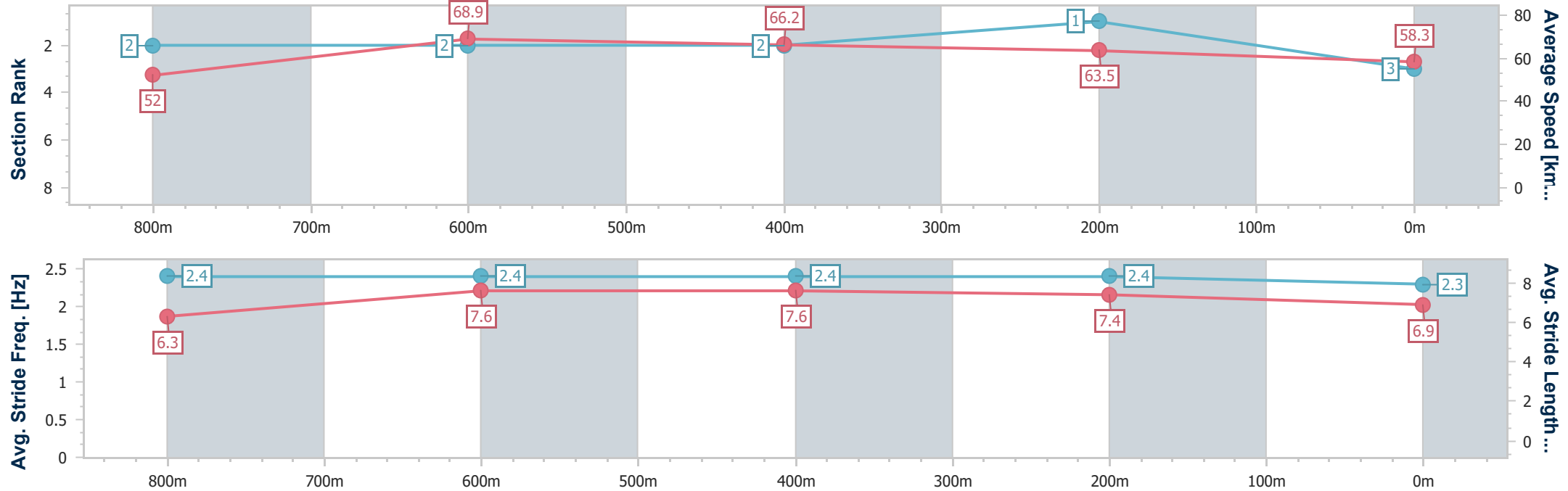
Horse/Jockey Name	Loud Noise
Final Rank	3
Fastest Section Time (Section)	0:10.39 (Overall)
Top Speed [km/h] (Section)	69.4 (800m)
Race State	Finished



Ladbrokes Cannon ParkProfessional  
Race 7: Ladbrokes Blackbook OPEN Handicap - 950m  
15 May 2025 - 16:25  
Track Rating: Soft 7, Weather: Fine, Rail Position: True Entire Circuit



Section	Overall	800m	600m	400m	200m										
Section Times	0:55.67 [3] (0:10.39)	0:45.28 [2] (0:10.42)	0:34.86 [2] (0:11.06)	0:23.80 [2] (0:11.48)	0:12.32 [1] (0:12.32)										
Average Speed [km/h]	52.0	68.9	66.2	63.5	58.3										
Top Speed [km/h]	68.4	69.4	67.9	65.4	61.3										
Avg. Dist. to Rail [m]	6.2	2.9	2.5	6.0	6.6										
Avg. Stride Freq. [Hz]	2.4	2.4	2.4	2.4	2.3										
Avg. Stride Length [m]	6.3	7.6	7.6	7.4	6.9										





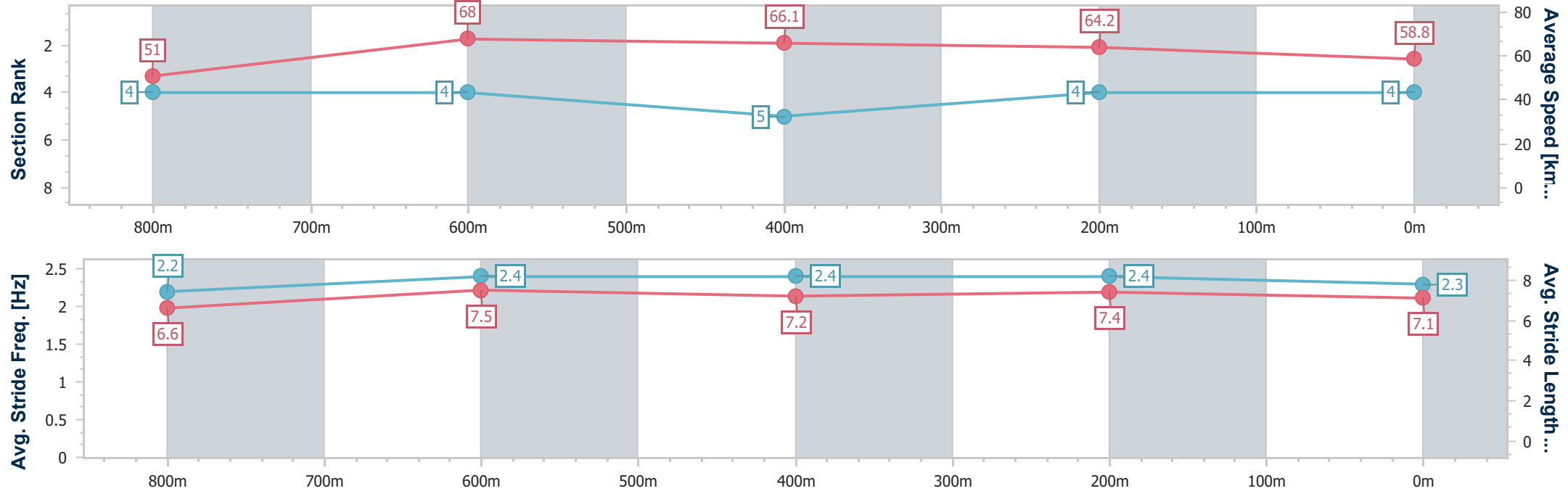
Horse/Jockey Name	Missile Thunder
Final Rank	4
Fastest Section Time (Section)	0:10.56 (800m)
Top Speed [km/h] (Section)	69.1 (800m)
Race State	Finished



Ladbrokes Cannon ParkProfessional  
Race 7: Ladbrokes Blackbook OPEN Handicap - 950m  
15 May 2025 - 16:25  
Track Rating: Soft 7, Weather: Fine, Rail Position: True Entire Circuit



Section	Overall	800m	600m	400m	200m										
Section Times	0:55.76 [4] (0:10.65)	0:45.11 [4] (0:10.56)	0:34.55 [4] (0:10.98)	0:23.57 [5] (0:11.38)	0:12.19 [4] (0:12.19)										
Average Speed [km/h]	51.0	68.0	66.1	64.2	58.8										
Top Speed [km/h]	65.3	69.1	67.9	64.9	62.3										
Avg. Dist. to Rail [m]	1.8	0.7	1.2	5.9	5.5										
Avg. Stride Freq. [Hz]	2.2	2.4	2.4	2.4	2.3										
Avg. Stride Length [m]	6.6	7.5	7.2	7.4	7.1										





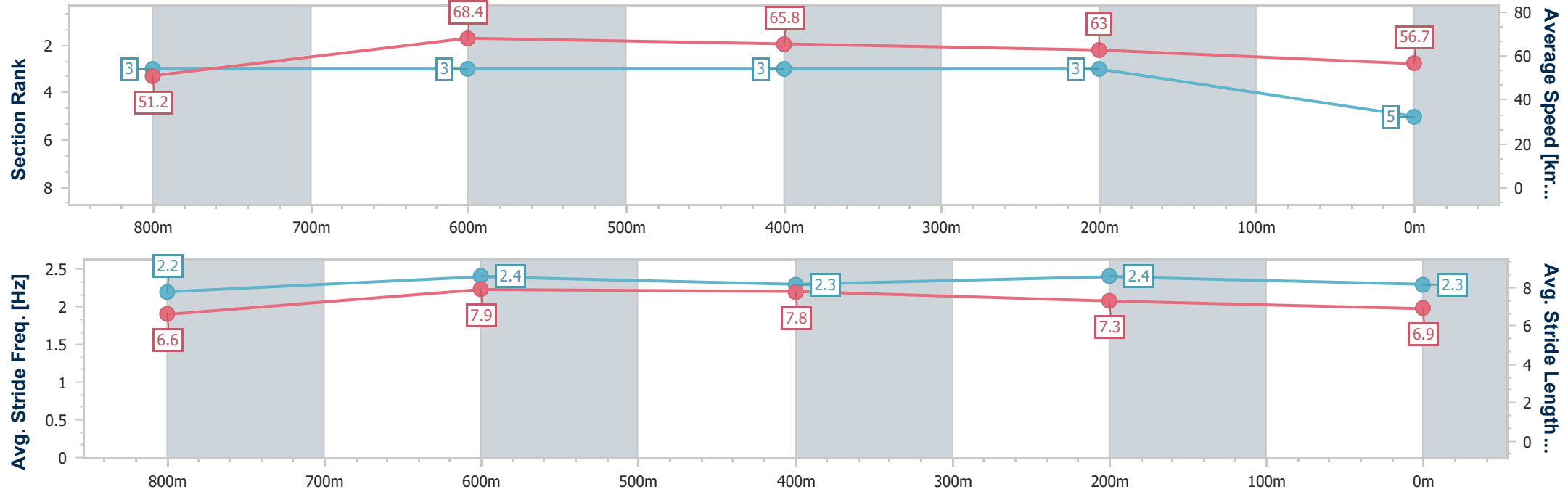
Horse/Jockey Name	Rising
Final Rank	5
Fastest Section Time (Section)	0:10.54 (Overall)
Top Speed [km/h] (Section)	68.8 (800m)
Race State	Finished



Ladbrokes Cannon ParkProfessional  
Race 7: Ladbrokes Blackbook OPEN Handicap - 950m  
15 May 2025 - 16:25  
Track Rating: Soft 7, Weather: Fine, Rail Position: True Entire Circuit



Section	Overall	800m	600m	400m	200m										
Section Times	0:56.23 [5] (0:10.54)	0:45.69 [3] (0:10.55)	0:35.14 [3] (0:10.89)	0:24.25 [3] (0:11.58)	0:12.67 [3] (0:12.67)										
Average Speed [km/h]	51.2	68.4	65.8	63.0	56.7										
Top Speed [km/h]	67.8	68.8	68.6	64.9	61.4										
Avg. Dist. to Rail [m]	1.1	1.9	1.5	4.5	2.3										
Avg. Stride Freq. [Hz]	2.2	2.4	2.3	2.4	2.3										
Avg. Stride Length [m]	6.6	7.9	7.8	7.3	6.9										





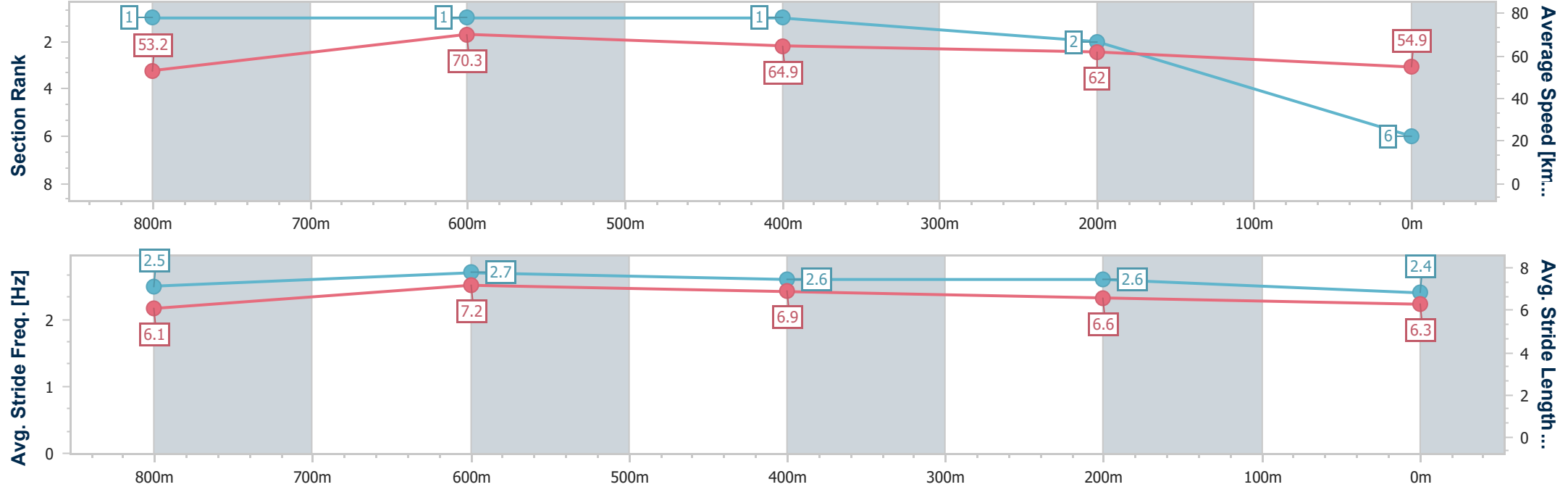
Horse/Jockey Name	Ali's Jab
Final Rank	6
Fastest Section Time (Section)	0:10.12 (Overall)
Top Speed [km/h] (Section)	70.9 (800m)
Race State	Finished



Ladbrokes Cannon ParkProfessional  
Race 7: Ladbrokes Blackbook OPEN Handicap - 950m  
15 May 2025 - 16:25  
Track Rating: Soft 7, Weather: Fine, Rail Position: True Entire Circuit



Section	Overall	800m	600m	400m	200m										
Section Times	0:56.57 [6] (0:10.12)	0:46.45 [1] (0:10.29)	0:36.16 [1] (0:11.23)	0:24.93 [1] (0:11.86)	0:13.07 [2] (0:13.07)										
Average Speed [km/h]	53.2	70.3	64.9	62.0	54.9										
Top Speed [km/h]	69.1	70.9	68.2	64.0	60.2										
Avg. Dist. to Rail [m]	6.3	2.4	2.4	6.0	2.9										
Avg. Stride Freq. [Hz]	2.5	2.7	2.6	2.6	2.4										
Avg. Stride Length [m]	6.1	7.2	6.9	6.6	6.3										





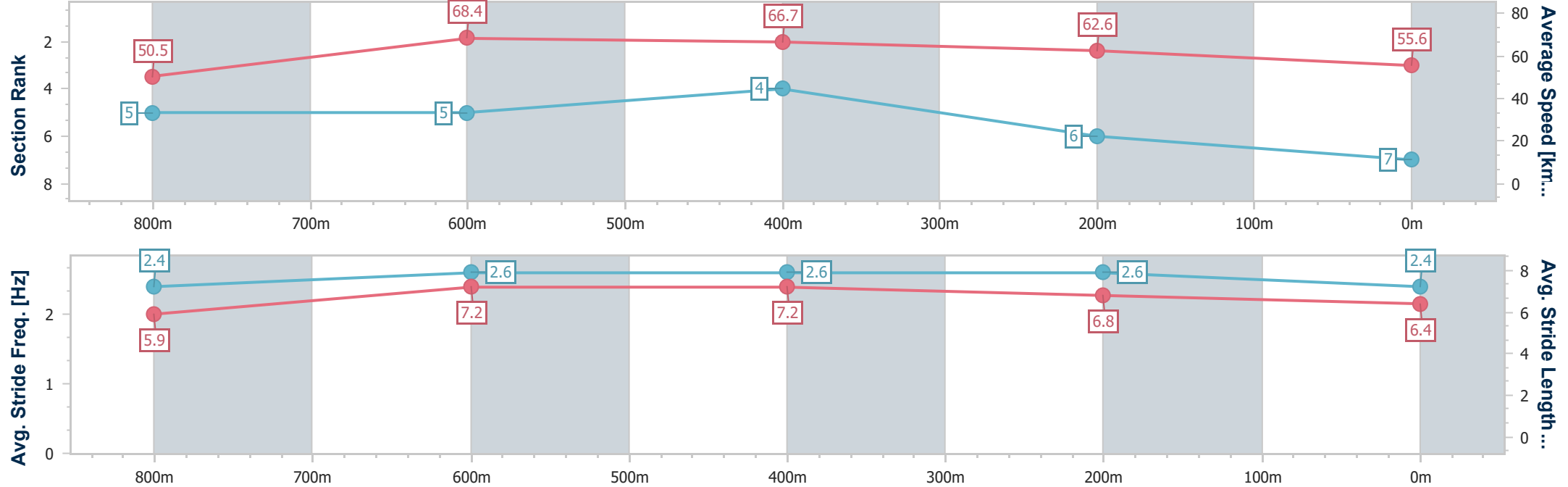
Horse/Jockey Name	Your Too Good
Final Rank	7
Fastest Section Time (Section)	0:10.55 (800m)
Top Speed [km/h] (Section)	70.2 (800m)
Race State	Finished



Ladbrokes Cannon ParkProfessional  
Race 7: Ladbrokes Blackbook OPEN Handicap - 950m  
15 May 2025 - 16:25  
Track Rating: Soft 7, Weather: Fine, Rail Position: True Entire Circuit



Section	Overall	800m	600m	400m	200m										
Section Times	0:56.71 [7] (0:10.70)	0:46.01 [5] (0:10.55)	0:35.46 [5] (0:10.89)	0:24.57 [4] (0:11.61)	0:12.96 [6] (0:12.96)										
Average Speed [km/h]	50.5	68.4	66.7	62.6	55.6										
Top Speed [km/h]	68.6	70.2	69.2	65.0	59.1										
Avg. Dist. to Rail [m]	5.4	2.5	2.0	4.9	4.4										
Avg. Stride Freq. [Hz]	2.4	2.6	2.6	2.6	2.4										
Avg. Stride Length [m]	5.9	7.2	7.2	6.8	6.4										







# Ladbrokes Cannon Park Professional

## Race 8: RNR AIR- Air Conditioning & Refrigeration Class 3 Plate - 950m

15 May 2025 - 17:01



Track Rating: Soft 7, Weather: Fine, Rail Position: True Entire Circuit

Section						Overall	800m	600m	400m	200m	Last 600m	
Field Times						0:56.59 (0:10.46)	0:46.13 (0:10.63)	0:35.50 (0:10.96)	0:24.54 (0:11.80)	0:12.74 (0:12.74)	0:35.50	
Rank	TAB	Horse/Jockey	Barrier	Top Speed [km/h]	Fastest Section						Margin	Distance Travelled [m]
1	4	SUPER TWENTY THREE	4	68.4	0:10.62	0:56.59 [1]	0:45.96 [2]	0:35.34 [3]	0:24.24 [3]	0:12.65 [2]	0:56.59	0:35.34
		Ryan Wiggins		800m	800m	(0:10.63)	(0:10.62)	(0:11.10)	(0:11.59)	(0:12.65)		
2	2	CALM IS POWER	2	68.5	0:10.46	0:56.65 [2]	0:46.19 [1]	0:35.56 [1]	0:24.60 [1]	0:12.80 [1]	0.36L	0:35.56
		Aidan Holt		800m	Overall	(0:10.46)	(0:10.63)	(0:10.96)	(0:11.80)	(0:12.80)		-5
3	3	NOBLE ATTACK	6	68.4	0:10.65	0:56.86 [3]	0:45.95 [7]	0:35.30 [7]	0:23.94 [7]	0:12.14 [7]	1.57L	0:35.30
		Wanderson D'Avila		800m	800m	(0:10.91)	(0:10.65)	(0:11.36)	(0:11.80)	(0:12.14)		+0
4	7	BLEDISLOE	5	69.7	0:10.61	0:57.14 [4]	0:46.13 [8]	0:35.52 [8]	0:24.43 [4]	0:12.56 [4]	3.22L	0:35.52
		Nathan Thomas		800m	800m	(0:11.01)	(0:10.61)	(0:11.09)	(0:11.87)	(0:12.56)		-4
5	5	THREEBROTHERS	3	70.1	0:10.45	0:57.19 [5]	0:46.50 [3]	0:36.05 [2]	0:25.01 [2]	0:13.14 [3]	3.52L	0:36.05
		Chris Meehan		800m	800m	(0:10.69)	(0:10.45)	(0:11.04)	(0:11.87)	(0:13.14)		-4
6	8	SOOZIE MAREE	8	69.1	0:10.61	0:57.22 [6]	0:46.52 [4]	0:35.91 [4]	0:24.39 [6]	0:12.56 [6]	3.67L	0:35.91
		Jason Taylor		800m	800m	(0:10.70)	(0:10.61)	(0:11.52)	(0:11.83)	(0:12.56)		+2
7	6	REDAVNI	7	68.1	0:10.74	0:57.22 [7]	0:46.41 [6]	0:35.67 [6]	0:24.25 [8]	0:12.23 [8]	3.71L	0:35.67
		Rachel Shred		800m	800m	(0:10.81)	(0:10.74)	(0:11.42)	(0:12.02)	(0:12.23)		+3
8	1	FAST AS STEEL	1	68.9	0:10.70	0:57.25 [8]	0:46.46 [5]	0:35.76 [5]	0:24.48 [5]	0:12.63 [5]	3.84L	0:35.76
		Gabrielle Semmens		800m	800m	(0:10.79)	(0:10.70)	(0:11.28)	(0:11.85)	(0:12.63)		-2



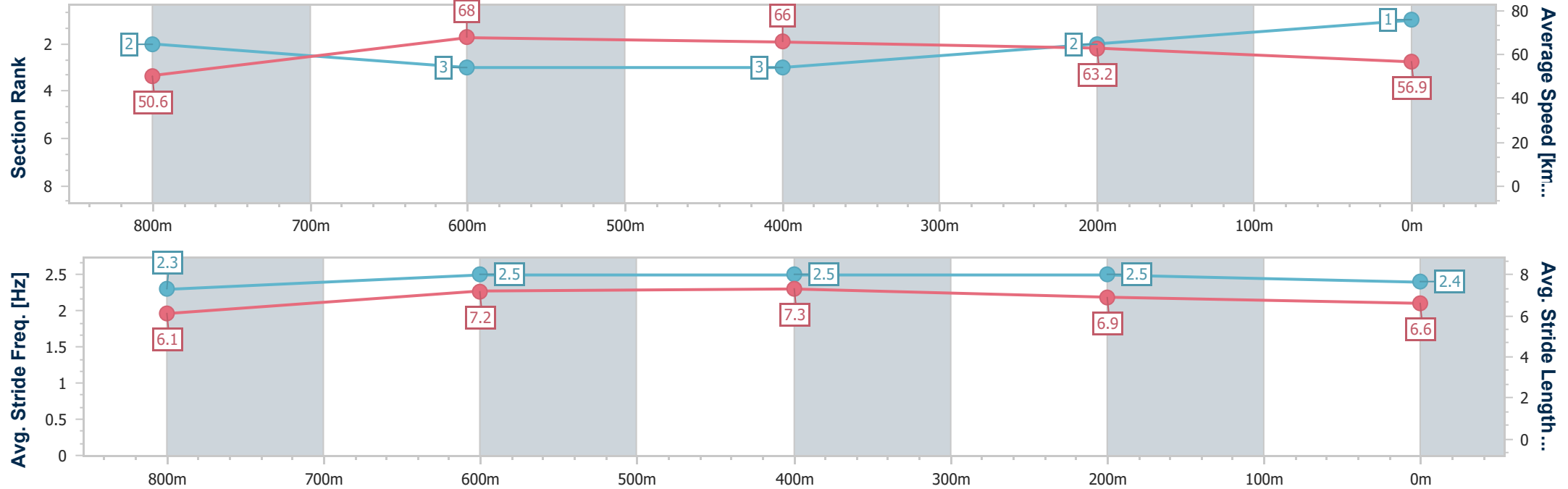
Horse/Jockey Name	Super Twenty Three
Final Rank	1
Fastest Section Time (Section)	0:10.62 (800m)
Top Speed [km/h] (Section)	68.4 (800m)
Race State	Finished



Ladbrokes Cannon ParkProfessional  
Race 8: RNR AIR- Air Conditioning & Refrigeration Class 3  
Plate - 950m  
15 May 2025 - 17:01  
Track Rating: Soft 7, Weather: Fine, Rail Position: True Entire  
Circuit



Section	Overall	800m	600m	400m	200m														
Section Times	0:56.59 [1] (0:10.63)	0:45.96 [2] (0:10.62)	0:35.34 [3] (0:11.10)	0:24.24 [3] (0:11.59)	0:12.65 [2] (0:12.65)														
Average Speed [km/h]	50.6	68.0	66.0	63.2	56.9														
Top Speed [km/h]	66.1	68.4	67.7	65.1	59.8														
Avg. Dist. to Rail [m]	4.5	2.0	2.8	8.0	8.6														
Avg. Stride Freq. [Hz]	2.3	2.5	2.5	2.5	2.4														
Avg. Stride Length [m]	6.1	7.2	7.3	6.9	6.6														





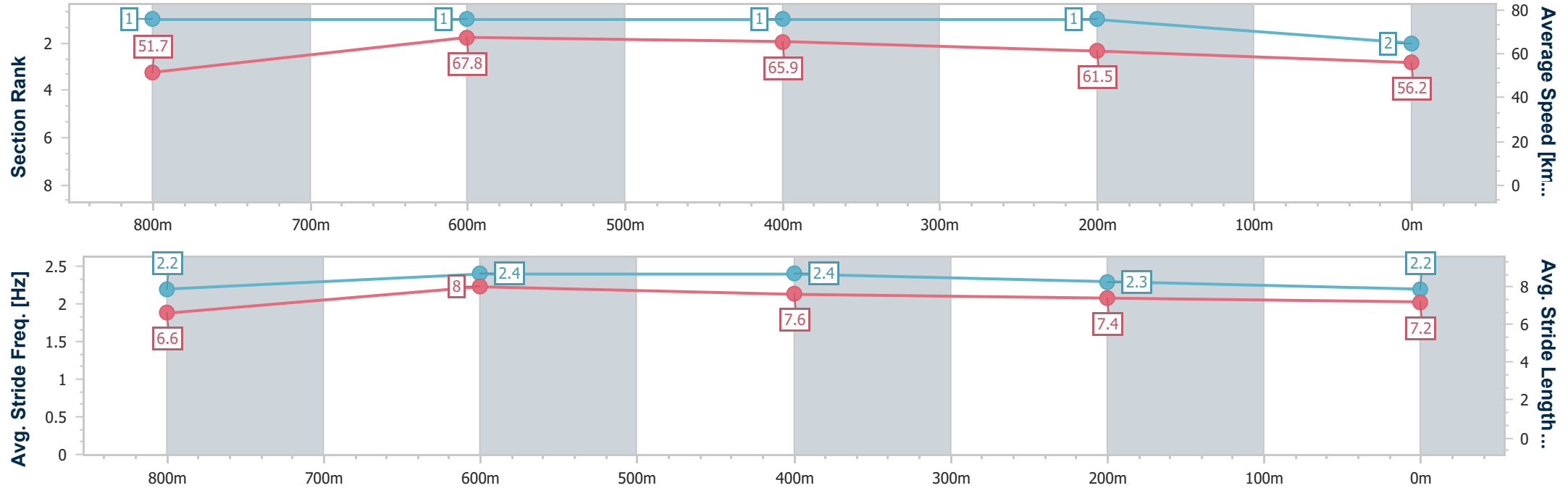
Horse/Jockey Name	Calm Is Power
Final Rank	2
Fastest Section Time (Section)	0:10.46 (Overall)
Top Speed [km/h] (Section)	68.5 (800m)
Race State	Finished



Ladbrokes Cannon ParkProfessional  
Race 8: RNR AIR- Air Conditioning & Refrigeration Class 3  
Plate - 950m  
15 May 2025 - 17:01  
Track Rating: Soft 7, Weather: Fine, Rail Position: True Entire  
Circuit



Section	Overall	800m	600m	400m	200m										
Section Times	0:56.65 [2] (0:10.46)	0:46.19 [1] (0:10.63)	0:35.56 [1] (0:10.96)	0:24.60 [1] (0:11.80)	0:12.80 [1] (0:12.80)										
Average Speed [km/h]	51.7	67.8	65.9	61.5	56.2										
Top Speed [km/h]	67.9	68.5	67.7	63.7	58.7										
Avg. Dist. to Rail [m]	3.2	0.5	0.9	4.0	4.6										
Avg. Stride Freq. [Hz]	2.2	2.4	2.4	2.3	2.2										
Avg. Stride Length [m]	6.6	8.0	7.6	7.4	7.2										





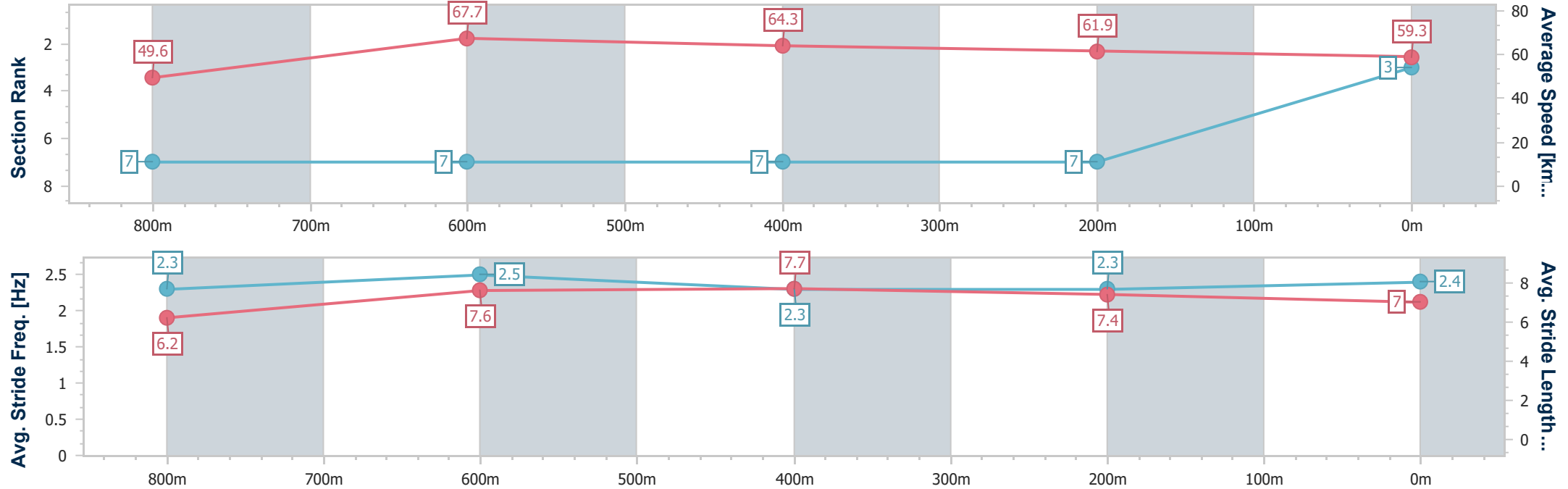
Horse/Jockey Name	Noble Attack
Final Rank	3
Fastest Section Time (Section)	0:10.65 (800m)
Top Speed [km/h] (Section)	68.4 (800m)
Race State	Finished



Ladbrokes Cannon ParkProfessional  
Race 8: RNR AIR- Air Conditioning & Refrigeration Class 3  
Plate - 950m  
15 May 2025 - 17:01  
Track Rating: Soft 7, Weather: Fine, Rail Position: True Entire  
Circuit



Section	Overall	800m	600m	400m	200m										
Section Times	0:56.86 [3] (0:10.91)	0:45.95 [7] (0:10.65)	0:35.30 [7] (0:11.36)	0:23.94 [7] (0:11.80)	0:12.14 [7] (0:12.14)										
Average Speed [km/h]	49.6	67.7	64.3	61.9	59.3										
Top Speed [km/h]	67.1	68.4	66.9	63.2	60.2										
Avg. Dist. to Rail [m]	8.2	4.1	2.8	8.0	12.7										
Avg. Stride Freq. [Hz]	2.3	2.5	2.3	2.3	2.4										
Avg. Stride Length [m]	6.2	7.6	7.7	7.4	7.0										





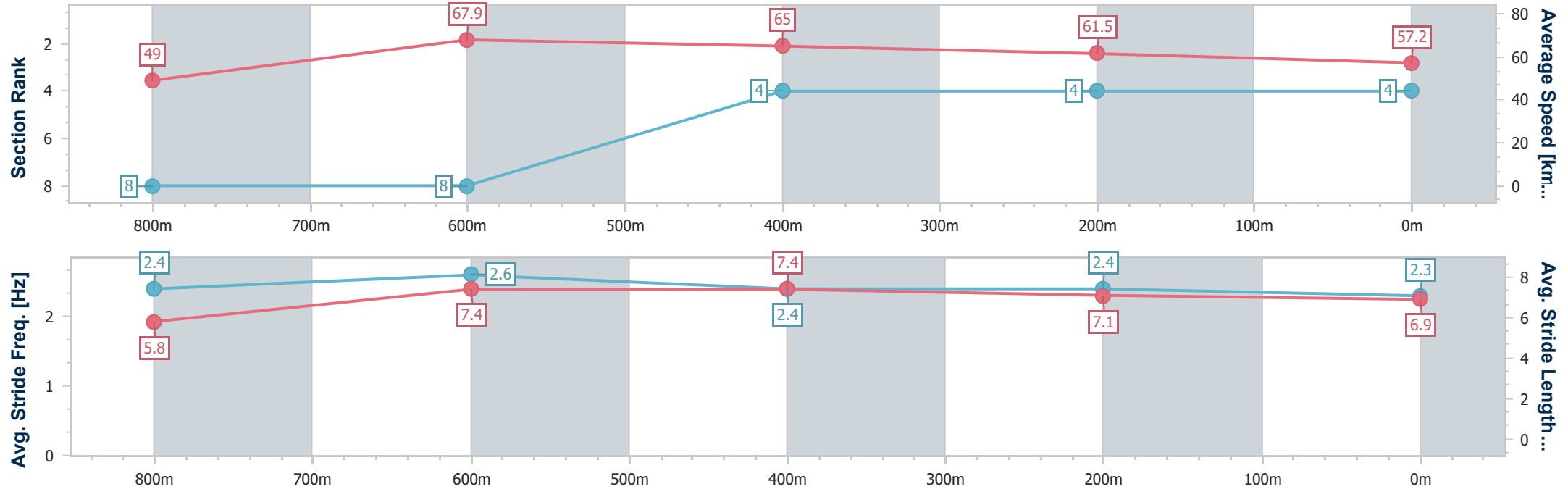
Horse/Jockey Name	Bledisloe
Final Rank	4
Fastest Section Time (Section)	0:10.61 (800m)
Top Speed [km/h] (Section)	69.7 (800m)
Race State	Finished



Ladbrokes Cannon ParkProfessional  
Race 8: RNR AIR- Air Conditioning & Refrigeration Class 3  
Plate - 950m  
15 May 2025 - 17:01  
Track Rating: Soft 7, Weather: Fine, Rail Position: True Entire  
Circuit



Section	Overall	800m	600m	400m	200m										
Section Times	0:57.14 [4] (0:11.01)	0:46.13 [8] (0:10.61)	0:35.52 [8] (0:11.09)	0:24.43 [4] (0:11.87)	0:12.56 [4] (0:12.56)										
Average Speed [km/h]	49.0	67.9	65.0	61.5	57.2										
Top Speed [km/h]	66.9	69.7	68.0	64.0	60.2										
Avg. Dist. to Rail [m]	3.8	0.3	0.9	7.6	9.2										
Avg. Stride Freq. [Hz]	2.4	2.6	2.4	2.4	2.3										
Avg. Stride Length [m]	5.8	7.4	7.4	7.1	6.9										





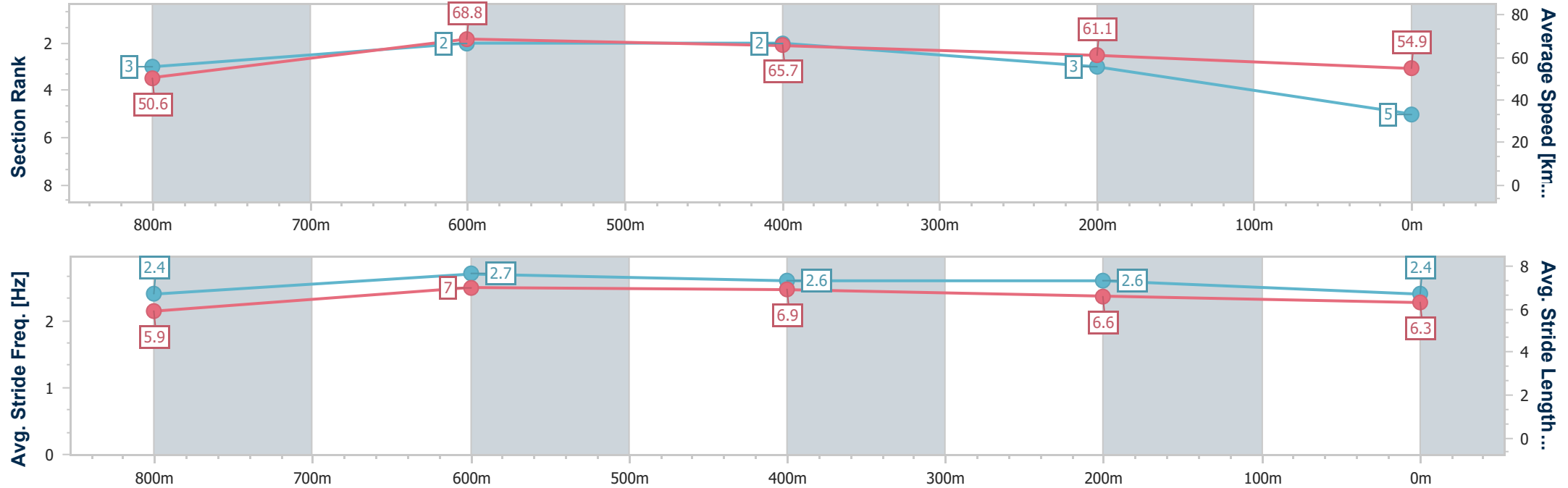
Horse/Jockey Name	Threebrothers
Final Rank	5
Fastest Section Time (Section)	0:10.45 (800m)
Top Speed [km/h] (Section)	70.1 (800m)
Race State	Finished



Ladbrokes Cannon ParkProfessional  
Race 8: RNR AIR- Air Conditioning & Refrigeration Class 3  
Plate - 950m  
15 May 2025 - 17:01  
Track Rating: Soft 7, Weather: Fine, Rail Position: True Entire  
Circuit



Section	Overall	800m	600m	400m	200m										
Section Times	0:57.19 [5] (0:10.69)	0:46.50 [3] (0:10.45)	0:36.05 [2] (0:11.04)	0:25.01 [2] (0:11.87)	0:13.14 [3] (0:13.14)										
Average Speed [km/h]	50.6	68.8	65.7	61.1	54.9										
Top Speed [km/h]	67.4	70.1	68.8	63.5	58.6										
Avg. Dist. to Rail [m]	3.4	0.3	1.2	5.1	5.1										
Avg. Stride Freq. [Hz]	2.4	2.7	2.6	2.6	2.4										
Avg. Stride Length [m]	5.9	7.0	6.9	6.6	6.3										





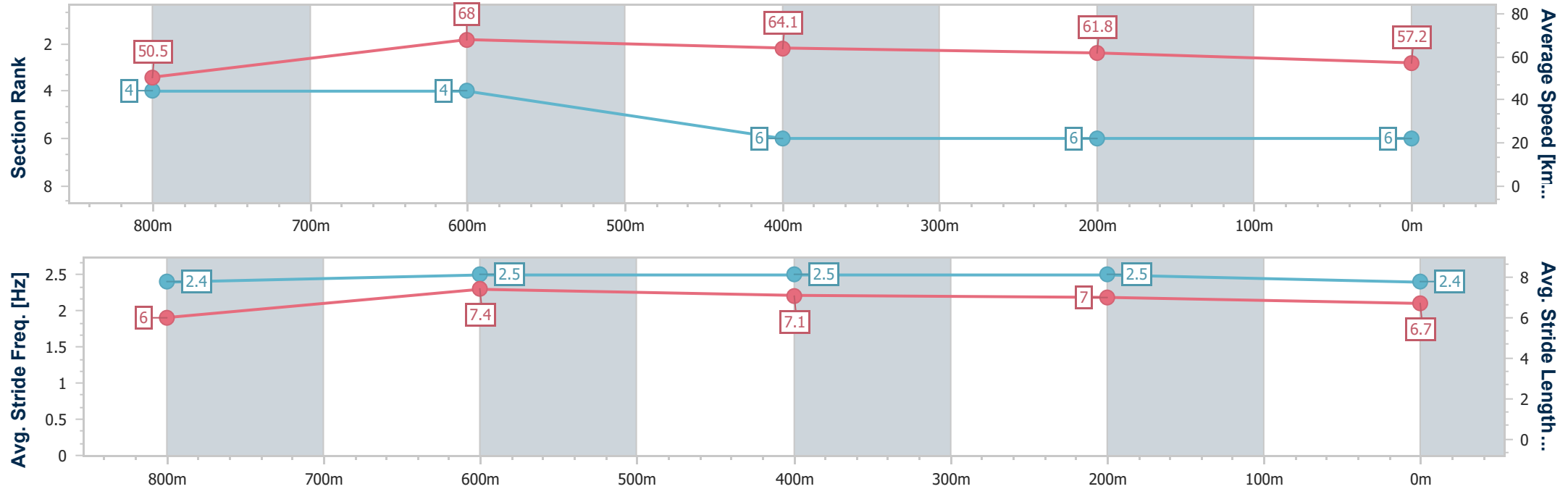
Horse/Jockey Name	Soozie Maree
Final Rank	6
Fastest Section Time (Section)	0:10.61 (800m)
Top Speed [km/h] (Section)	69.1 (800m)
Race State	Finished



Ladbroke's Cannon Park Professional  
Race 8: RNR AIR- Air Conditioning & Refrigeration Class 3  
Plate - 950m  
15 May 2025 - 17:01  
Track Rating: Soft 7, Weather: Fine, Rail Position: True Entire  
Circuit



Section	Overall	800m	600m	400m	200m										
Section Times	0:57.22 [6] (0:10.70)	0:46.52 [4] (0:10.61)	0:35.91 [4] (0:11.52)	0:24.39 [6] (0:11.83)	0:12.56 [6] (0:12.56)										
Average Speed [km/h]	50.5	68.0	64.1	61.8	57.2										
Top Speed [km/h]	67.5	69.1	66.6	63.2	60.1										
Avg. Dist. to Rail [m]	8.9	5.9	4.6	6.9	9.8										
Avg. Stride Freq. [Hz]	2.4	2.5	2.5	2.5	2.4										
Avg. Stride Length [m]	6.0	7.4	7.1	7.0	6.7										





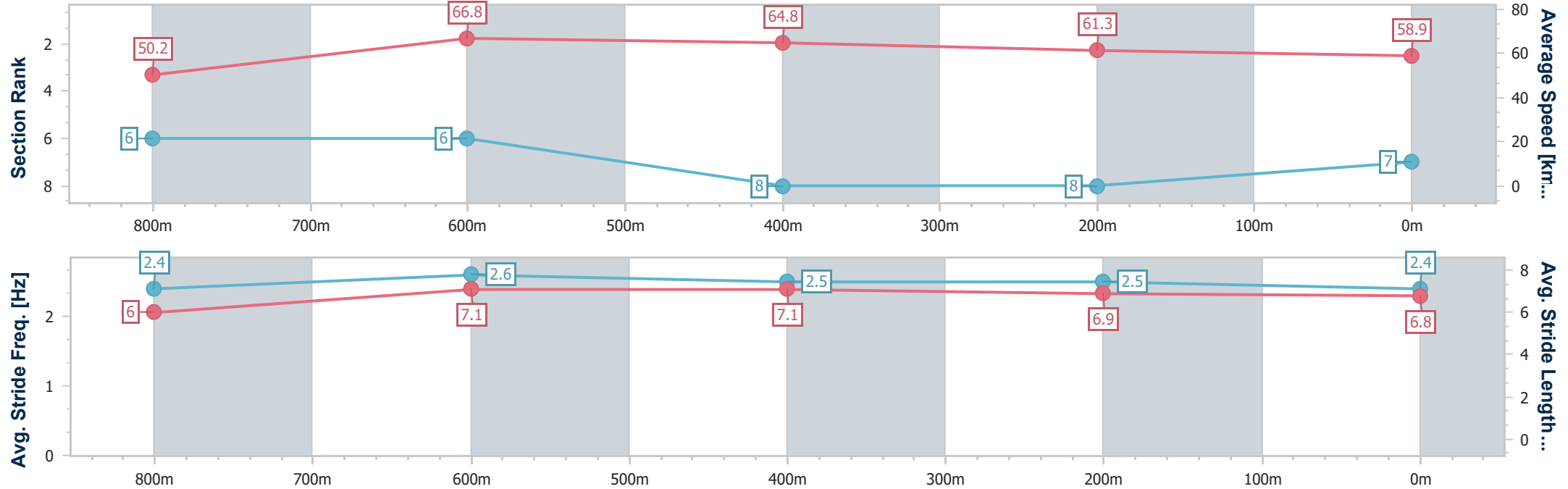
Horse/Jockey Name	Redavni
Final Rank	7
Fastest Section Time (Section)	0:10.74 (800m)
Top Speed [km/h] (Section)	68.1 (800m)
Race State	Finished



Ladbrokes Cannon ParkProfessional  
Race 8: RNR AIR- Air Conditioning & Refrigeration Class 3  
Plate - 950m  
15 May 2025 - 17:01  
Track Rating: Soft 7, Weather: Fine, Rail Position: True Entire  
Circuit



Section	Overall	800m	600m	400m	200m									
Section Times	0:57.22 [7] (0:10.81)	0:46.41 [6] (0:10.74)	0:35.67 [6] (0:11.42)	0:24.25 [8] (0:12.02)	0:12.23 [8] (0:12.23)									
Average Speed [km/h]	50.2	66.8	64.8	61.3	58.9									
Top Speed [km/h]	66.1	68.1	66.4	62.7	60.6									
Avg. Dist. to Rail [m]	8.2	4.8	4.4	9.6	13.6									
Avg. Stride Freq. [Hz]	2.4	2.6	2.5	2.5	2.4									
Avg. Stride Length [m]	6.0	7.1	7.1	6.9	6.8									



- [ ] Ranking at each section and finish
- .-.- No data available at this section
- NA No data available





Horse/Jockey Name	Fast As Steel
Final Rank	8
Fastest Section Time (Section)	0:10.70 (800m)
Top Speed [km/h] (Section)	68.9 (800m)
Race State	Finished



Ladbrokes Cannon ParkProfessional  
Race 8: RNR AIR- Air Conditioning & Refrigeration Class 3  
Plate - 950m  
15 May 2025 - 17:01  
Track Rating: Soft 7, Weather: Fine, Rail Position: True Entire  
Circuit



Section	Overall	800m	600m	400m	200m										
Section Times	0:57.25 [8] (0:10.79)	0:46.46 [5] (0:10.70)	0:35.76 [5] (0:11.28)	0:24.48 [5] (0:11.85)	0:12.63 [5] (0:12.63)										
Average Speed [km/h]	50.3	67.2	64.7	61.4	56.9										
Top Speed [km/h]	66.9	68.9	67.1	63.1	59.3										
Avg. Dist. to Rail [m]	3.6	1.5	2.1	4.9	6.0										
Avg. Stride Freq. [Hz]	2.2	2.4	2.3	2.3	2.2										
Avg. Stride Length [m]	6.5	7.9	7.7	7.5	7.2										

